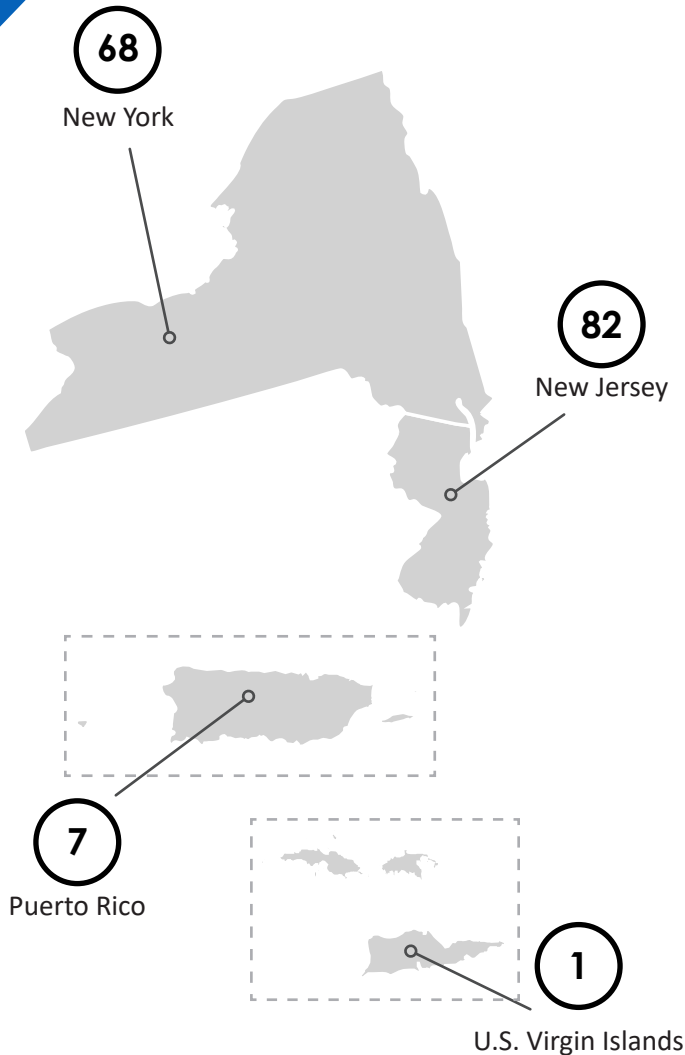




PUTTING SITES TO WORK

HOW SUPERFUND REDEVELOPMENT IN REGION 2 IS MAKING A DIFFERENCE IN COMMUNITIES

EPA REGION 2 ECONOMIC PROFILE – DATA SUPPLEMENT (2022 DATA)



: Total number of sites in use per state.

The cleanup and reuse of Superfund sites often restores value to site properties and surrounding communities negatively affected by contamination. Site redevelopment can revitalize local economies with jobs, new businesses, tax revenues and spending. EPA also works to ensure that existing businesses on properties being cleaned up under Superfund can continue operating in a way that protects human health and the environment, enabling these businesses to remain open and serve as a source of jobs and income for local communities. EPA tracks current and former Superfund sites in use across the country. Each year, EPA researches the beneficial effects of redevelopment and continued use of these sites.

This profile looks at how EPA’s effort to safely support long-term uses and facilitate redevelopment at Superfund sites makes a difference in communities across Region 2, including communities that experience environmental and economic burdens. It also provides the land values and property taxes associated with Superfund sites returned to use and sites remaining in use throughout the cleanup process.

In Reuse	<i>Part or all of a site is being used in a new, different manner than before Superfund involvement. Or, the property was vacant and cleanup was designed to support a new, specific land use.</i>
In Continued Use	<i>Historical uses at a site remain active, and/or the site is still used in the same general manner as when the Superfund process started at the site.</i>
In Reuse and Continued Use	<i>Part of a site is in continued use and part of the site is in reuse.</i>



¹ Ten sites are federal facilities. Federal facility sites are excluded from all other site and business data above.

ECONOMIC HIGHLIGHTS — STATE REDEVELOPMENT²

NJ



EPA partners with the New Jersey Department of Environmental Protection to oversee the investigation and cleanup of Superfund sites in New Jersey.

	Sites ^a	Sites with Businesses	Businesses	Total Annual Sales	Total Employees	Total Annual Employee Income
In Reuse	35	15	160	\$864 million	3,457	\$267 million
In Continued Use	19	3	4	\$45 million	68	\$6 million
In Reuse and in Continued Use	28	18	160	\$1.3 billion	4,251	\$239 million
Totals	82	36	324	\$2.2 billion	7,776	\$512 million

^a Five sites are federal facilities. Federal facility sites are excluded from all other site and business data above.

NY



EPA partners with the New York State Department of Environmental Conservation to oversee the investigation and cleanup of Superfund sites in New York.

	Sites ^a	Sites with Businesses	Businesses	Total Annual Sales	Total Employees	Total Annual Employee Income
In Reuse	33	25	78	\$166 million	1,204	\$85 million
In Continued Use	11	2	2	\$41 million	143	\$14 million
In Reuse and in Continued Use	24	12	414	\$1.5 billion	6,805	\$398 million
Totals	68	39	494	\$1.7 billion	8,152	\$497 million

^a Four sites are federal facilities. Federal facility sites are excluded from all other site and business data above.

PR



EPA partners with the Puerto Rico Department of Natural and Environmental Resources to oversee the investigation and cleanup of Superfund sites in Puerto Rico.

	Sites ^a	Sites with Businesses	Businesses	Total Annual Sales	Total Employees	Total Annual Employee Income
In Reuse	2	1	1	\$780,000	8	213,000
In Continued Use	2	0	-	-	-	-
In Reuse and in Continued Use	3	2	6	\$6 million	124	\$7 million
Totals	7	3	7	\$7 million	132	\$7 million

^a One site is federal facility. Federal facility sites are excluded from all other site and business data above.

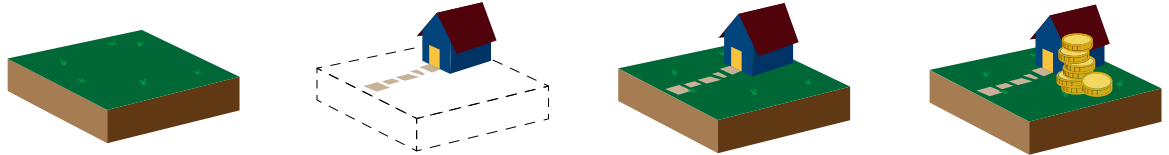
USVI



EPA partners with the U.S. Virgin Islands Division of Environmental Protection to oversee the investigation and cleanup of Superfund sites in the U.S. Virgin Islands.

	Sites ^a	Sites with Businesses	Businesses	Total Annual Sales	Total Employees	Total Annual Employee Income
In Reuse	1	1	5	\$5 million	21	\$563,000
In Continued Use	-	-	-	-	-	-
In Reuse and in Continued Use	-	-	-	-	-	-
Totals	1	1	5	\$5 million	21	\$563,000

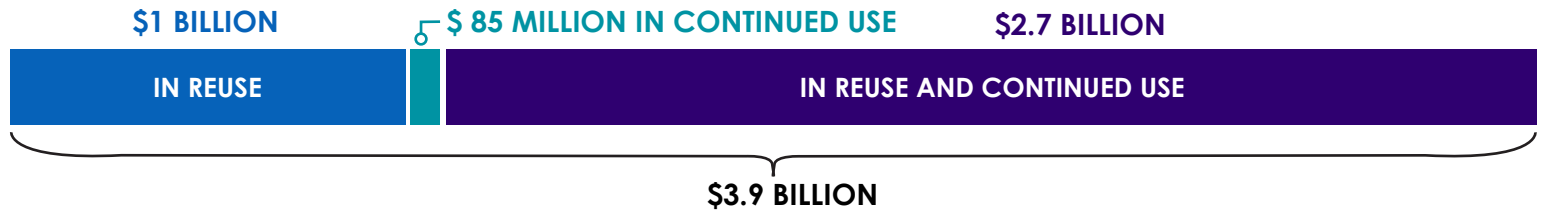
PROPERTY VALUES³




State	Total Land Value	Total Improvement Value	Total Property Value	Total Annual Property Taxes
New Jersey	\$505 million (37 sites)	\$600 million (37 sites)	\$1.1 billion (37 sites)	\$25 million (37 sites)
New York	\$48 million (23 sites)	\$272 million (23 sites)	\$521 million (30 sites)	\$2 million (25 sites)
Puerto Rico	-	-	-	-
U.S. Virgin Islands	-	-	-	-

³ The property value and tax amounts reflect the latest property value year and tax data year available in county assessor datasets, which varied from 2020 to 2022. Detailed property value data (land and improvements) as well as tax data were not available for every site.

REGIONAL DATA — TOTAL ANNUAL SALES



TOTAL EMPLOYEES



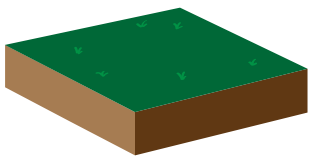
16,081 EMPLOYEES

TOTAL ANNUAL EMPLOYEE INCOME⁴



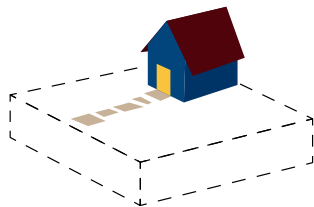
EPA collected economic data for 830 businesses, government agencies and civic organizations operating at 76 National Priorities List (NPL) sites and three non-NPL sites in reuse and continued use in Region 2. The businesses and organizations at these sites generate about \$3.9 billion in estimated annual sales and employ about 16,081 people who earn an estimated \$1 billion in annual employment income. This income injects money into local economies and generates revenue through personal state income taxes.

TOTAL LAND VALUE




\$553 MILLION

TOTAL IMPROVEMENTS VALUE




\$872 MILLION

TOTAL PROPERTY VALUE⁵



\$1.6 BILLION
\$197,000 PER ACRE⁶

TOTAL ANNUAL PROPERTY TAXES



\$27.3 MILLION

⁴ Throughout this report, sales and annual employee income may not sum exactly to the totals presented due to rounding.

⁵ Results are based on an EPA Superfund Redevelopment Program effort to collect on-site property values and property taxes for a subset of Superfund sites. Property and tax values in this data supplement may not sum exactly to the totals presented due to rounding.

⁶ Based on total property value amount of \$1.6 billion divided by total acreage of 8242 acres.