Final

Second Monitored Natural Recovery Report

Palos Verdes Shelf

Operable Unit 5 of the Montrose Chemical Corporation Superfund Site

Los Angeles County, California

Prepared for:

United States Environmental Protection Agency – Region 9

Prepared by:

CH2M HILL, Inc.
A wholly owned subsidiary of Jacobs Engineering Group Inc.
6312 S. Fiddler's Green Circle
Suite 300N
Greenwood Village, CO 80111

Design Engineering Services (DES) Contract Line Item Number (CLIN) 3
Contract Number 68HE0318D0004
Task Order Number 68HE0921F0026
DCN: DES-R9-21F0026-02019

August 28, 2024

Executive Summary

The U.S. Environmental Protection Agency (EPA), Region 9, conducted a sampling and analysis program at the Palos Verdes (PV) Shelf, Los Angeles County, California to assess monitored natural recovery (MNR), which is a component of the interim remedy for the site. The PV Shelf is Operable Unit 5 of the Montrose Chemical Corporation (Montrose) Superfund site at 20201 Normandie Avenue, Los Angeles, California.

Since 1937, the A.K. Warren Water Resource Facility (formerly known as the Joint Water Pollution Control Plant) (Warren Facility) in Carson, California, operated by the Los Angeles County Sanitation Districts (Sanitation Districts), has sent treated wastewater (effluent) to ocean outfalls at White Point on the Palos Verdes Peninsula. From the 1950s to 1971, the Montrose plant on Normandie Avenue discharged process wastes from the manufacture of dichlorodiphenyltrichloroethane (DDT) into the local municipal sewer system, where the wastes entered the wastewater stream. The wastewater was treated at the Warren Facility and subsequently discharged to the Pacific Ocean through the White Point outfalls. Polychlorinated biphenyls (PCBs) from various other local industries were also present in the waste stream treated at the Warren Facility. Montrose stopped discharging DDT wastes to the sewer system in 1971. Secondary treatment of wastewater at the Warren Facility was initiated in November 1983 and was fully on-line in November 2002. DDTs have not been detected in Warren Facility effluent since 2003, and PCBs have not been detected since 1985.

The White Point outfall diffusers are located about 2 kilometers (km) offshore, in water depths of about 60 meters. Contaminated solids in effluent emitted from the wastewater outfall system settled on the seafloor in the Pacific Ocean, forming a bed of effluent-affected (EA) sediment on the PV Shelf. The EA sediment bed varies in width from about 1.5 to 4 km, is about 25 km long, and is found at depths ranging from about 40 to greater than 200 meters. It extends along the PV Shelf to the northwest, which is the predominant direction of sediment transport. The EA sediment bed is too deep for direct human contact, but the fish in the area contain chemicals of concern (COCs) at levels that pose risks to human health and ecological receptors.

The Interim Record of Decision (IROD) for the PV Shelf includes the following components:

- Continue and strengthen the institutional controls program to increase public awareness and understanding of the existing fish consumption advisories and fishing restrictions, monitor COC concentrations in fish caught at or near the site, and enforce existing commercial and recreational restrictions on white croaker (WC) (*Genyonemus lineatus*) fishing established by the California Department of Fish and Wildlife.
- Monitor natural recovery to achieve specific remedial action objectives.
- Place an isolation cap over the erosive edge of the EA deposit that also has the most highly contaminated sediments.

The IROD provides interim and final cleanup levels for DDTs and PCBs in sediment, ocean water, and WC, a fish known to be contaminated with DDTs and PCBs.

The overall objectives of the MNR sampling program are to determine whether COC concentrations in sediment, water, and fish on the PV Shelf are declining, and determine whether installation of the isolation cap is necessary to attain the interim cleanup levels stipulated in the IROD. EPA conducted a baseline sampling event of the PV Shelf sediment bed in 2009 (ITSI Gilbane and CDM Smith, 2013). The first MNR sampling event was conducted from 2013 to 2016, and results are presented in *First Monitored Natural Recovery Report, Data Collections 2013-2016* (First MNR Report) (Gilbane, 2018). EPA has

postponed implementation of the isolation cap component of the interim remedy because the First MNR Report indicated that concentrations of DDTs and PCBs in PV Shelf sediment were lower than the post-capping projections provided in the IROD.

The second MNR sampling event included the following elements:

- Sediment sampling program. Sediment cores were collected in October 2022 using a gravity coring device. Sixty-eight primary cores and 10 replicate cores were collected and processed, yielding 1,111 samples for geotechnical and chemical analysis. Samples were tested for grain size, bulk density, moisture content, total organic carbon, DDTs, and PCBs.
- Water sampling program. High-resolution grab water samples were collected in October 2022 from three depths (5 meters below the surface, mid-depth in the water column, and 5 meters above the bottom) at 40 sampling locations. A total of 130 water samples was collected (including replicates). Water samples were filtered at the analytical laboratory and analyzed for dissolved DDTs and PCBs. Passive sampling devices (PSDs) were also deployed to measure time-integrated dissolved COC concentrations in the water column. Polyethylene devices (PEDs) and solid-phase microextraction (SPME) samplers were prepared and deployed for approximately 1 month at 16 stations on the PV Shelf and 1 background station in September 2022. Samplers were deployed at three or four depths at each location. A total of 106 PEDs and 39 SPME samplers were recovered in October 2022. PSDs were analyzed for DDTs and PCBs.
- Fish sampling program. WC and barred sand bass (BSB) (*Paralabrax nebulifer*) were collected from six areas extending from Redondo Flats in the north to Huntington Flats in the south (fish were not collected from Ventura Flats for the second MNR study). Fish were collected between May 2022 and November 2023. The catch yielded 130 WC and 155 BSB. The fish were processed at the analytical laboratory and skin-off fillet and carcass samples were analyzed for DDTs, PCBs, and lipid content. Only fillet data are used for the MNR program.

Sampling approaches and methodologies for collection and analysis of sediment, water, PSD, and fish samples were the same as those used in previous MNR sampling events to minimize potential sources of uncertainty and data variability. All data were validated in accordance with EPA-approved quality assurance project plans. For each medium, individual DDT analytes and PCB congeners were summed as follows:

- Total DDTs – the summation of the o,p'- and p,p'- isomers of dichlorodiphenyldichloroethane (DDD), dichlorodiphenyldichloroethene (DDE), and DDT
- Total DDT Compounds – the summation of Total DDTs plus p,p'-1,1-bis(4-chlorophenyl)-2-chloroethene and p,p'-1,1-bis(4-chlorophenyl)ethene
- Total PCBs (short list) – the summation of 29 individual PCB congeners (used for comparison to sediment cleanup levels in the IROD)
- Total PCBs (expanded list) – the summation of 46 individual PCB congeners

The sediment cleanup levels in the IROD are based on organic carbon (OC)-normalized COC concentrations. DDT and PCB results were normalized to OC, consistent with how the 2009 and 2013 data were managed.

As was done for the baseline (2009) and first MNR (2013) studies, geostatistical modeling was performed to characterize COC distributions in the EA sediment bed. Geostatistical modeling and data visualization were performed using Earth Volumetric Studio software by C Tech Development Corporation, which supersedes C Tech's former Mining Visualization System software used as the modeling platform for the 2009 and 2013 data sets. The geostatistical model results were used to estimate average COC

concentrations (on both a dry weight and OC-normalized basis) and total mass, for both the entire model domain and the 0- to 8-centimeter (cm) depth interval, which is the biologically active zone. Average COC concentrations and masses were also determined for the outfall area (OA). Model results were also used to assess spatial and temporal trends in COC concentration and mass. Two types of three-dimensional models were developed. The first type, referred to herein as the "previous methodology" runs, used the same modeling methods and settings used to evaluate the 2009 and 2013 sediment data. The second type, referred to herein as the "optimized methodology" runs, used optimized methods and settings developed in response to comments from the PV Shelf Technical Information Exchange Group on the previous evaluations.

Consistent with the results of the baseline (2009) and first MNR sampling event (2013), the maximum COC concentrations in each medium were generally measured near or just down-current from the Sanitation Districts outfalls, along the 60-meter isobath. Maximum concentrations observed in 2022-2023 are shown in Table ES-1.

Table ES-1. Maximum COC Concentration by Medium

Medium	Total DDTs	Total DDT Compounds	Total PCBs (Expanded List)
Sediment, 0- to 8-cm interval (mg/kg)	140	160	12
Sediment, 0- to 8-cm interval (mg/kg OC)	10,000	16,000	1,300
Sediment, entire EA deposit (mg/kg)	670	740	86
Sediment, entire EA deposit (mg/kg OC)	17,000	31,000	1,300
Water grab samples (ng/L)	0.9	1.7	0.13
PSDs (ng/L)	9.9	10	0.28
Fish (µg/kg)	8,720	12,700	963

Concentration units match the units used for cleanup levels in the IROD.
Sediment values are the highest concentration measured in any individual 2-cm sample from the top 8 cm of the sediment bed.
Fish fillet concentrations are reported on a wet weight basis and are not lipid-normalized.

µg/kg = microgram(s) per kilogram
mg/kg = milligram(s) per kilogram
ng/L = nanogram(s) per liter
OC = organic carbon

The 2022 sediment sample results indicate that DDTs and PCBs are still widespread on the PV Shelf. The highest concentrations are near the outfall diffusers along the 60-meter isobath. DDT and PCB concentrations diminish with distance from the diffusers. Relatively higher concentrations extend farther to the northwest than to the southeast of the diffusers, consistent with the net transport direction. DDT and PCB concentrations are higher in subsurface sediment than at the surface. These spatial patterns are consistent with the distributions described in the First MNR Report.

As previously reported, concentrations of Total DDTs and Total PCBs (short list) in sediment showed overall increases from 2009 to 2013 for most of the study area. The First MNR Report identified the following factors as potentially contributing to the apparent increase: lower achieved reporting limits for the 2013 data set relative to 2009, uncertainties in the chemical analysis, and spatial heterogeneity of the sediment deposit. Overall decreases were observed from 2013 to 2022 for both Total DDT and Total PCB (short list and expanded list) concentrations in surface and subsurface sediment. The geostatistical model results indicate that average COC concentrations decreased for the full model domain as well as for the sub-areas (OA and the 0- to 8-cm depth interval). The magnitudes of the decreases range from less than

10 percent to more than 30 percent. The model estimates indicate that COC masses have also generally decreased from 2013 to 2022.

The horizontal and vertical distributions of DDTs in water are consistent with the patterns seen in 2015. At most locations, p,p'-DDE and Total DDT concentrations increased with depth and were highest in the deepest sample. Total PCB concentration trends with depth were more variable, but the highest concentrations were typically measured in the deepest sample. Total DDT and Total PCB concentrations were typically highest northwest of the outfall diffusers. Concentrations of p,p'-DDE, Total DDTs, and Total PCBs have generally declined or shown no change since 2015.

Total DDT and Total PCB concentrations in PSDs were highest in the bottom-depth samples near the sediment bed, and generally highest northwest of the Sanitation Districts outfalls, consistent with patterns seen in 2010 and 2013 and the spatial distribution observed in high-resolution water grabs. Total DDT concentrations based on PSD measurements were generally within a factor of two between 2010 and 2022 and do not show consistent temporal trends.

The distribution of Total DDT and Total PCB concentrations in fish on both a wet-weight and lipid-normalized basis showed generally higher concentrations in fish collected nearest to the Sanitation Districts outfalls. Concentrations of DDTs in BSB generally decreased among collection zones compared to fish captured and analyzed for the first MNR study (Gilbane, 2018). Changes in PCB concentrations in BSB were more variable. Similar general reductions in tissue concentrations over time, however, were not observed in WC. WC display nomadic behavior and lower site fidelity than BSB and therefore are expected to have tissue concentrations that reflect exposures over their entire home range, including areas outside of the PV Shelf.

Results for each medium were compared to the cleanup levels in the IROD. As indicated in Table ES-2, the IROD post-capping projections for sediment have been met. The IROD interim cleanup level for sediment has been met for Total PCBs (short list) but not for Total DDTs. The cleanup levels for water, which are based on EPA ambient water quality criteria, have been met for the criteria based on ecological protection but have not been met for the criteria based on human health protection. The IROD cleanup levels for WC have not been met for Total DDTs and Total PCBs in EPA Zones 1, 2, and 3 on the PV Shelf.

Overall, COC concentrations in sediment on the PV Shelf appear to be declining. Total DDT and Total PCB (short list) concentrations in the 0- to 2-cm sediment depth interval continue to decline, concentrations in the 0- to 8-cm sediment depth interval are lower than the post-capping projections in the IROD, and the average Total PCB (short list) concentration is below the interim cleanup level. However, the average Total DDT concentration, while declining, still exceeds the IROD interim cleanup level. COC concentrations in water also appear to be generally declining or showing no change. DDT concentrations in BSB also appear to be declining, although DDT concentrations in WC and PCB concentrations in both species are more variable. EPA will use the results of the second MNR sampling program in conjunction with updated human health and ecological risk assessments to develop final remedial alternatives for the PV Shelf.

Table ES-2. Summary of IROD Compliance

Medium and COC	Representative Value (2022-2023)	IROD Post-capping Projection	IROD Cleanup Level
Sediment			
Total DDTs (mg/kg OC)	67	78	46 (interim)
Total PCBs (short list) (mg/kg OC)	4.8	7	7
Water (human health)			
p,p'-DDE (ng/L)	0.74	NA	0.22
Total PCBs (ng/L)	0.13	NA	0.064
Water (ecological)			
Total DDTs (ng/L)	0.9	NA	1
Total PCBs (ng/L)	0.13	NA	30
White Croaker			
Total DDTs - Zone 1 (µg/kg)	1,730	NA	400
Total DDTs - Zone 2 (µg/kg)	3,520	NA	400
Total DDTs - Zone 3 (µg/kg)	534	NA	400
Total PCBs - Zone 1 (µg/kg)	317	NA	70
Total PCBs - Zone 2 (µg/kg)	170	NA	70
Total PCBs- Zone 3 (µg/kg)	86.1	NA	70

The representative values for sediment are the spatial average concentration in the 0- to 8-cm depth interval based on optimized modeling methodology.
Representative values for water are the maximum concentrations.
Representative values for WC are the 95 percent upper confidence limit on the mean concentration.

mg/kg OC = milligram(s) per kilogram organic carbon
NA = not applicable
ng/L = nanogram(s) per liter
µg/kg = microgram(s) per kilogram

Contents

Executive Summary **ES-1**

Acronyms and Abbreviations ..... **v**

1. Introduction **1-1**
1.1 History of Montrose Operable Unit 5 1-1
1.2 Site Description 1-2
1.3 Description of Interim Remedy 1-4
1.4 Objectives of the Sediment Sampling Program 1-5
1.5 Objectives of the Water Sampling Program 1-6
1.5.1 High-resolution Water Sampling Program 1-6
1.5.2 Passive Sampling Device Program 1-7
1.6 Objectives of the Fish Sampling Program 1-7

2. Methods and Investigation Activities **2-1**
2.1 Sediment Sampling 2-1
2.1.1 Shelf-wide Sample Grid 2-1
2.1.2 Outfall Area Sample Grid 2-1
2.1.3 Mapping, Bathymetry, and Vessel Positioning 2-1
2.1.4 Core Collection 2-2
2.1.5 Core Processing 2-3
2.1.6 Sediment Sample Testing 2-4
2.1.7 Deviations from Sediment Sampling QAPP 2-4
2.2 Water Column Sampling 2-5
2.2.1 High-resolution Grab Water Sampling 2-5
2.2.2 Passive Sampling Device Sampling 2-7
2.3 Fish Sampling 2-8
2.3.1 Sample Collection Design 2-8
2.3.2 Fish Collection, Handling, and Testing 2-9
2.4 Data Validation 2-10
2.5 Data Management 2-10
2.6 Calculations 2-10
2.6.1 Total COC Concentrations 2-11
2.6.2 Organic Carbon Normalization 2-11
2.6.3 Dry Density 2-11
2.6.4 Lipid Normalization 2-11
2.7 Geostatistical Modeling 2-12

3. Results **3-1**
3.1 Sediment 3-1
3.1.1 Sediment Data Quality Assessment 3-1
3.1.2 Geotechnical and TOC Results 3-1
3.1.3 Chemistry Results 3-2
3.1.4 Geostatistical Modeling Results 3-3
3.2 Water 3-3
3.2.1 Water Data Quality Assessment 3-4
3.2.2 DDTs in High-resolution Water Grabs 3-4
3.2.3 PCBs in High-resolution Water Grabs 3-5

3.2.4 DDTs and PCBs in Passive Sampling Devices 3-6
3.3 Fish 3-6
3.3.1 Fish Data Quality Assessment 3-7
3.3.2 DDTs 3-7
3.3.3 PCBs 3-8
3.3.4 Spatial Distribution of COCs in Fish 3-8
4. Discussion 4-1
4.1 Sediment 4-1
4.1.1 Dimensions of the Effluent-affected Sediment Bed 4-1
4.1.2 Temporal Trends 4-2
4.1.3 Comparison to Cleanup Goals 4-4
4.1.4 Uncertainties and Possible Sources of Error – Sediment 4-5
4.2 Water 4-6
4.2.1 Temporal Trends in High-resolution Water Grab Sample Results 4-7
4.2.2 Comparison to Cleanup Goals 4-8
4.2.3 Temporal Trends in Passive Sampling Device Results 4-8
4.2.4 Uncertainties and Possible Sources of Error – Water 4-8
4.3 Fish 4-10
4.3.1 Temporal Trends 4-10
4.3.2 Comparison to Cleanup Levels 4-12
4.3.3 Uncertainties and Possible Sources of Error 4-12
5. Conclusions and Recommendations 5-1
5.1 Sediment 5-1
5.2 Water 5-2
5.3 Fish 5-2
5.4 Recommendations for Future MNR Studies 5-3
5.5 Summary 5-3
6. References 6-1
7. Acknowledgements 7-1

Appendices

A Photographic Documentation
B Field Forms
C Passive Sampler Report
D EVS Model Report
E Geotechnical Data
F DDT Data – Sediment
G PCB Data – Sediment
H DDT Data – Water
I PCB Data – Water
J DDT Data – Fish
K PCB Data – Fish
L Data Validation Reports – Sediment
M Correlations
N Data Validation Reports – Water
O Water Depth Profiles
P Data Validation Reports – Fish
Q Vertical Profiles of Bulk Density and COCs in Sediment

R Field Replicates – Sediment and Water
S Fish Tissue Data Analysis
T Responses to Comments on Draft Report

Tables

2-1 Shelf-Wide Sediment Core Locations
2-2 Outfall Area Sediment Core Locations
2-3 Sediment Core Lengths and Sample Numbers
2-4 List of Target COC Analytes
2-5 Summary of High-resolution Water Grab Samples
2-6 Summary of PSD Samples
2-7 Summary of Planned Fish Sample Numbers
2-8 Summary of Fish Samples
3-1 Total DDTs and Total DDT Compounds in 0- to 8-cm Sediment Bed Depth Interval
3-2 Total PCBs in 0- to 8-cm Sediment Bed Depth Interval
3-3 Summary of Geostatistical Modeling Simulations
3-4 Average Concentrations of COCs in Sediment - Previous Modeling Methodology
3-5 Estimated COC Mass in Sediment - Previous Modeling Methodology
3-6 Average Concentrations of COCs in Sediment - Optimized Modeling Methodology
3-7 Estimated COC Mass in Sediment - Optimized Modeling Methodology
3-8 Total DDT Compounds in Water along the 150-meter Isobath
3-9 Total DDT Compounds in Water along the 60-meter Isobath
3-10 Total DDT Compounds in Water along the 40-meter Isobath
3-11 Total PCBs in Water along the 150-meter Isobath
3-12 Total PCBs in Water along the 60-meter Isobath
3-13 Total PCBs in Water along the 40-meter Isobath
3-14 Total DDTs in Fish
3-15 Total DDT Compounds in Fish
3-16 Total PCBs in Fish
3-17 Summary of Fish Tissue Statistical Comparisons
4-1 Change in COC Average Concentrations from 2013 to 2022
4-2 Change in COC Mass from 2013 to 2022
4-3 History of COC Mass Estimates in Sediment
4-4 Descriptive Statistics for Total DDTs and Total PCBs (Short List) in the 0- 8 cm Interval
4-5 Changes in Fish Tissue DDT and PCB Concentrations from 2013 to 2022
5-1 Summary of IROD Compliance
7-1 Members of the Palos Verdes Shelf Technical Information Exchange Group
7-2 Associated Organizations

Figures

1-1 Location Map
1-2 DDT Degradation Pathways
2-1 Sample Grid – Shelf-Wide Cores
2-2 Sample Grid – Outfall Area Cores
2-3 Schematic of Gravity Corer
2-4 Sample Grid – Water Samples
2-5 Sample Grid – Passive Samplers
2-6a Fish Collection Areas
2-6b Fish Collection Areas and Sample Locations
2-7 Typical Fish Length Measurements
3-1a Grain Size, TOC, and Bulk Density Distribution along 60-m Isobath (West)
3-1b Grain Size, TOC, and Bulk Density Distribution along 60-m Isobath (West-Central)

3-1c Grain Size, TOC, and Bulk Density Distribution along 60-m Isobath (Outfall Area)
3-1d Grain Size, TOC, and Bulk Density Distribution along 60-m Isobath (East)
3-2 Total DDTs in Surface Sediment (0-8 cm)
3-3 Total DDT Compounds in Surface Sediment (0-8 cm)
3-4 Vertical Profile of Total DDTs and Total DDT Compounds in Sediment
3-5 Total PCBs (Short List) in Surface Sediment (0-8 cm)
3-6 Total PCBs (Expanded List) in Surface Sediment (0-8 cm)
3-7 Vertical Profile of Total PCBs (Short List and Expanded List) in Sediment
3-8 p,p'-DDE Concentrations in Water
3-9 Total DDT Concentrations in Water
3-10 Total PCB Concentrations in Water
3-11 Summary of Fish Tissue Results
3-12 Summary of Lipid-normalized Fish Tissue Results
4-1 Recovered Core Lengths
4-2 Bulk Density Distribution in 2009, 2013 and 2022 Sediment Samples
4-3 Temporal Trend of Total DDTs in Surface Sediment (0-8 cm interval)
4-4 Temporal Trend of Total DDTs in Sediment (60-m Isobath)
4-5 Temporal Trend of Total PCBs (Short List) in Surface Sediment (0-8 cm interval)
4-6 Temporal Trend of Total PCBs (Short List) in Sediment (60-m Isobath)
4-7 Temporal Trend of Total PCBs (Expanded List) in Surface Sediment (0-8 cm interval)
4-8 Temporal Trend of Total PCBs (Expanded List) in Sediment (60-m Isobath)
4-9 Temporal Trend of Total DDTs in Sediment (0-2 cm Interval)
4-10 Temporal Trend of Total PCBs (Short List) in Sediment (0-2 cm Interval)
4-11 Concentration and Mass Trends for Previous and Optimized Methodologies
4-12 Optimized Model Results for Depth Interval and Subarea
4-13 Ratios of p,p'-DDE and p,p'-DDMU to Total DDT Compounds
4-14 Temporal Changes in p,p'-DDE Concentrations in Water
4-15 Temporal Changes in Total DDT Concentrations in Water
4-16 Temporal Changes in Total PCB Concentrations in Water
4-17 Temporal Changes in Total DDTs and Total PCBs in Fish
4-18 Temporal Changes in Lipid-normalized Total DDT and Total PCB Concentrations in Fish

Acronyms and Abbreviations

Acronym	Definition
2D	two-dimensional
3D	three-dimensional
°C	degree(s) Celsius
µg/kg	microgram(s) per kilogram
µm	micrometer(s)
ALS	ALS Life Sciences
ASTM	ASTM International
AWQC	ambient water quality criteria
BSB	barred sand bass
CalEPA	California Environmental Protection Agency
CDFW	California Department of Fish and Wildlife
cm	centimeter(s)
COC	chemical of concern
CSM	conceptual site model
DDD	dichlorodiphenyldichloroethane
DDE	dichlorodiphenyldichloroethene
DDMU	1,1-bis(4-chlorophenyl)-2-chloroethene
DDNU	1,1-bis(4-chlorophenyl)ethene
DDT	dichlorodiphenyltrichloroethane
DOC	dissolved organic carbon
DQO	data quality objective
EA	effluent-affected
EPA	U.S. Environmental Protection Agency

EPC	exposure point concentration
EVS	Earth Volumetric Studio
FSP	field sampling plan
FYR	five-year review
g/cm^3	grams per cubic centimeter
GMU	GMU Geotechnical, Inc.
GPS	global positioning system
GS	galvanized steel
IC	institutional control
ID	identification
IROD	interim record of decision
kg	kilogram(s)
km	kilometer(s)
km^2	square kilometer(s)
km^3	cubic kilometer(s)
LCS	laboratory control sample
m^3	cubic meter(s)
mgd	million gallons per day
mg/kg	milligram(s) per kilogram
MNR	monitored natural recovery
MT	metric ton
ng/L	nanogram(s) per liter
NPDES	National Pollutant Discharge Elimination System
NRDA	natural resource damage assessment
OA	outfall area

OC	organic carbon
OEHHA	Office of Environmental Health Hazard Assessment
OU	operable unit
PCB	polychlorinated biphenyl
PED	polyethylene device
pg/L	picogram(s) per liter
POP	persistent organochlorine pollutant
PRC	performance reference compound
PSD	passive sampling device
PV	Palos Verdes
PVSTIEG	Palos Verdes Shelf Technical Information Exchange Group
QAPP	quality assurance project plan
QC	quality control
R^2	coefficient of determination
RA	remedial action
RAO	remedial action objective
RPD	relative percent difference
RSD	relative standard deviation
SCCWRP	Southern California Coastal Water Research Project
SJCWRP	San Jose Creek Water Reclamation Plant
SOP	standard operating procedure
SPME	solid-phase microextraction
SQL	structured query language
TOC	total organic carbon
UCL	upper confidence limit

Warren Facility	A.K. Warren Water Resource Facility
WC	white croaker

DISCLAIMER: If using a screen reader, adjustment to your default settings may be required.

1. Introduction

The U.S. Environmental Protection Agency (EPA), Region 9, conducted a sampling and analysis program of various environmental media at the Palos Verdes (PV) Shelf, Los Angeles County, California. The PV Shelf is Operable Unit (OU) 5 of the Montrose Chemical Corporation (Montrose) Superfund Site at 20201 Normandie Avenue, Los Angeles, California.

The main purpose of the sampling and analysis program is to assess the monitored natural recovery (MNR) of the PV Shelf. MNR is a component of the interim remedy for the site, as described in the *Interim Record of Decision, Palos Verdes Shelf, Operable Unit 5 of Montrose Chemical Corporation Superfund Site* (IROD) (EPA 2009b), signed by EPA in 2009. To implement MNR, EPA periodically gathers data to characterize various environmental media at the site, including sediment, water, and fish. EPA will also use data from this program in the Third Five-Year Review (FYR) and to develop the Final Record of Decision for the PV Shelf.

In 2009, as part of the MNR component of the interim remedy, EPA conducted a baseline sampling event of the PV Shelf sediment bed (ITSI Gilbane and CDM Smith, 2013). The first MNR sampling event was conducted from 2013 to 2016, and results are presented in *First Monitored Natural Recovery Report, Data Collections 2013-2016* (First MNR Report [Gilbane, 2018]). The second MNR sampling event was conducted in 2022 and 2023 and the results are presented herein.

1.1 History of Montrose Operable Unit 5

Since 1937, the A.K. Warren Water Resource Facility (formerly known as the Joint Water Pollution Control Plant) (Warren Facility) in Carson, California, operated by the Los Angeles County Sanitation Districts (Sanitation Districts), has sent treated wastewater (effluent) to ocean outfalls at White Point on the Palos Verdes Peninsula. From the 1950s to 1971, the Montrose plant on Normandie Avenue discharged process wastes from the manufacture of dichlorodiphenyltrichloroethane (DDT) into the local municipal sewer system, where the wastes entered the wastewater stream. The wastewater was treated at the Warren Facility and subsequently discharged to the Pacific Ocean by way of the Palos Verdes Hills tunnels and the White Point outfalls. Details on the White Point outfalls, their diffusers (emitters), and the history of the Warren Facility emissions are available in the Sanitation Districts references cited herein (Sanitation Districts, 2006, 2012, 2016, 2020, and 2022).

Until polychlorinated biphenyls (PCBs) were banned in 1976, PCBs from various other local industries were also present in the waste stream treated at the Warren Facility. In 1971, annual mass emissions from the Warren Facility were estimated at 167,000 metric tons (MT) of effluent solids, containing 21 MT of DDT and 5.2 MT of PCBs (SAIC, 2004). Montrose stopped discharging DDT wastes to the sewer system in 1971, but damage to the natural environment, notably the collapse of the California brown pelican (*Pelecanus occidentalis*) population due to DDT-related egg-shell thinning, already had occurred. In 1970 and 1971, the Sanitation Districts cleaned the interceptor trunk sewers, removing about 3,500 kilograms (kg) of DDT and mobilizing residual DDT deposits (Redner and Payne, 1971 as cited in Eganhouse et al., 2016). These residual deposits continued to enter the Warren Facility for many years after discharge of the Montrose effluent had ceased (Eganhouse et al., 2000).

Because of DDT contamination, the State of California issued an interim health advisory in 1985 discouraging human consumption of white croaker (WC) (*Genyonemus lineatus*) fish. Subsequently, in 1990, the California Department of Fish and Game (now the California Department of Fish and Wildlife [CDFW]) closed the area at the PV Shelf to commercial fishing for WC. In 1994, five state and federal Natural Resource Trustees completed a Natural Resource Damage Assessment (NRDA),

which was summarized in a series of documents (Lee, 1994; Drake, 1994; Drake et al., 1994; HydroQual, 1997; MacDonald, 1994; Wiberg, 1994; Sherwood, 1994; Sherwood et al., 1996; Eganhouse et al., 2000; Eganhouse and Pontolillo, 2000; and Wheatcroft and Martin, 1994). The NRDA documented the ecological impacts caused by DDT- and PCB-contaminated sediment in the PV Shelf area. The following are major conclusions of the NRDA:

- The effluent-affected (EA) sediment formed a shallow deposit varying in thickness from 5 centimeters (cm) to 1 meter, and covering 44 square kilometers (km^2).
- Concentrations of chemicals of concern (COCs) (i.e., DDT compounds and PCBs) varied with depth in the deposit, with the highest concentrations buried under cleaner, but still contaminated, sediment.
- An estimated 110 MT of DDT compounds and 10 MT of PCBs were mixed within the EA sediment (Lee, 1994).

The NRDA findings were used as the basis for EPA's conceptual site model (CSM) for the PV Shelf as presented in the *Palos Verdes Shelf Superfund Site Remedial Investigation Report* (EPA, 2007) and IROD (EPA, 2009b).

Since the 1970s, loading rates of contaminated suspended solids emitted through the Sanitation Districts White Point outfalls have diminished because of the following factors:

- Industrial pre-treatment programs related to the Clean Water Act of 1972
- Closure of several local industrial facilities, including the 1982 closure of the Montrose Normandie Avenue plant (now the Montrose Superfund Site)
- Sanitation Districts secondary treatment of wastewater at the Warren Facility, which was initiated in November 1983 and fully on-line in November 2002

DDT concentrations in the Sanitation Districts' outfalls decreased substantially after 1971 and dropped to near or below detection limits when partial secondary treatment was introduced in 1983. DDTs have not been detected in Warren Facility effluent since 2003, and PCBs have not been detected in Warren Facility effluent since 1985 (Sanitation Districts, 2022). Sanitation Districts continue to operate the Warren Facility and the White Point outfalls, serving 3.5 million southern California residents and 2,100 industries, treating an average of 243 million gallons per day (mgd) of wastewater (Sanitation Districts, 2022).

Since 1994, organizations, including the Sanitation Districts and the Southern California Coastal Water Research Project (SCCWRP), have contributed to EPA's understanding of the PV Shelf through technical studies. Over the years, EPA has directly sponsored and funded field studies at the PV Shelf, including assessing degradation of COCs, modeling sediment transport, and tracking fish movements, as well as conducting the baseline and two subsequent MNR sampling events.

1.2 Site Description

The PV Shelf encompasses a bed of contaminated solids emitted from the wastewater outfall system that has settled on the seafloor in the Pacific Ocean at water depths varying from about 40 to 200 meters or greater. The EA sediment bed is situated on the western edge of the North American continental shelf off the Palos Verdes Peninsula in southern California. The distance from the shoreline to the inshore edge of the EA sediment bed (approximate water depth is 40 meters) is about 1.5 kilometers (km). Catalina Island, one of the Channel Islands, is the closest island to the PV Shelf, at a distance of about 42 km.

The EA sediment bed varies in width from about 1.5 to 4 km and is about 25 km long. The continental shelf in this area slopes in the seaward direction at about 1 to 4 degrees. A shelf break (i.e., the zone of transition from the relatively flat shelf to the steeper continental slope) occurs at water depths of 70 to 100 meters. The seafloor then drops sharply at a slope of about 13 degrees to a water depth of 800 meters (Lee, 1994). Figure 1-1 (figures are located at the end of the report) shows the PV Shelf study area with bathymetry (depth) isobaths. EA sediment deposits historically have been encountered outside the study area on the shelf break and even on the shelf slope itself in ocean water as deep as 500 meters (Sanitation Districts, 1992).

Previous researchers determined that materials from the Portuguese Bend landslide and other landslides on the Palos Verdes Peninsula have settled on the ocean floor and mixed with the contaminated solids discharged from the Sanitation Districts outfalls, resulting in a general enlargement of the EA deposit (Kayen et al., 2002). The EA sediment bed at the PV Shelf generally is distinguishable from the underlying native sediment bed because of differing physical and chemical properties such as higher organic carbon (OC), higher moisture content; lower mean grain size; lower bulk (wet) density; and higher COC concentrations (Lee et al., 2002). Previous investigators have described a three-layer vertical sediment profile at the PV Shelf as follows (EPA, 2009b):

- **Surficial sediment** – Shallow sediment in the 0- to 20-cm bed-depth interval (although this interval can vary widely) has relatively low to moderate DDT concentrations. Characteristics of this layer reflect deposition of relatively less contaminated material and physical reworking by waves, currents, and benthic invertebrates.
- **Heavily contaminated sediment** – Below the surficial sediment, a layer with low bulk density, elevated OC content, and high COC concentrations is encountered. The thickness of this layer varies along the PV Shelf but appears to be thickest near the diffuser sections of the Sanitation Districts outfalls. These sediments were deposited when discharges from the outfalls contained high levels of suspended solids, DDT, and PCBs.
- **Native sediment** – Beneath the heavily contaminated sediment lies the native sediment bed that pre-dates outfall construction. Native sediment is coarser and less cohesive than the layers above. It also is characterized by higher bulk density and lower OC content.

Investigations have shown that DDT at the PV Shelf has undergone significant degradation through reductive dechlorination to form several breakdown products, including p,p'-dichlorodiphenyldichloroethene (DDE) and 1,1-bis(4-chlorophenyl)-2-chloroethene (p,p'-DDMU), while PCBs have not exhibited biodegradation (Eganhouse and Pontolillo, 2008). Figure 1-2 illustrates potential microbial degradation pathways for DDT at the PV Shelf. The breakdown products p,p'-DDMU and 1,1-bis(4-chlorophenyl)ethene (p,p'-DDNU) have been detected historically in samples of PV Shelf sediment (Eganhouse and Pontolillo, 2007). Other DDT-related compounds have been identified regionally using non-targeted analysis (Mackintosh et al., 2016; Stack et al., 2024).

In 2002, the following characteristics of the EA deposit were reported by Lee et al., (2002):

- The maximum thickness of the EA deposit was about 70 cm.
- The approximate volume of the EA bed was 10 million cubic meters (m^3).
- About 70 percent of the volume was present in water depths less than 100 meters.
- The EA bed exhibited strong spatial continuity, notably in the alongshore direction.
- The dominant direction for transport of sediment was to the northwest.

Estimates of the mass of DDT at the PV Shelf by previous researchers have varied greatly, ranging from about 60 to 120 MT (Lee, 1994; Murray et al., 2002) (see Section 4.1.2). The IROD reported a mean concentration of DDT in surface sediment (non-OC-normalized) at the shelf as 12 milligrams per kilogram (mg/kg), and a mean concentration of PCBs (non-OC-normalized) as 0.69 mg/kg (EPA, 2009b). COC concentration and mass estimates were updated after the baseline, first, and second MNR sampling events.

More details on the PV Shelf and the origin and fate and transport of COCs found at the site are available in the following sources:

- *Distribution and Character of Contaminated Effluent-affected Sediment, Palos Verdes Margin, Southern California* (Lee, 1994)
- *Palos Verdes Shelf Superfund Site Remedial Investigation Report* (CH2M, 2007)
- *Feasibility Study, Palos Verdes Shelf, Operable Unit 5 of the Montrose Chemical Corporation Superfund Site* (EPA, 2009a)
- IROD (EPA, 2009b)

1.3 Description of Interim Remedy

The interim remedy as described in the IROD has the following components (EPA, 2009b):

- Continue and strengthen the existing institutional controls (ICs) program.
- Monitor natural recovery to achieve specific remedial action objectives (RAOs).
- Place an in situ isolation cap (layer of clean sand) over the erosive edge of the deposit that also contains the most highly contaminated sediments.

Specific RAOs promulgated in the IROD include the following (EPA, 2009b):

- Reduce to acceptable levels the risks to human health from ingestion of fish contaminated with DDT and PCBs.
  - Achieve the goal of 400 micrograms per kilogram (µg/kg) DDT and 70 µg/kg PCBs in WC.[1]
  - Maintain the ICs program that aims to prevent contaminated fish from reaching markets and educates anglers on safe fish consumption practices.
  - Achieve the interim goal of median DDT concentrations in surface sediment of 46 mg/kg OC (double the cleanup level of 23 mg/kg OC) and PCB concentrations of 7 mg/kg OC by the first FYR.
- Reduce to acceptable levels the risks from DDT and PCBs to the ecological community (i.e., benthic invertebrates and fish) at the PV Shelf.
- Support the Natural Resource Trustees' strategies to sustain wildlife recovery.
- Reduce concentrations of DDTs and PCBs in surface waters over the PV Shelf to acceptable levels that meet EPA's Ambient Water Quality Criteria (AWQC) for ecological and human health:

[1] Wet weight basis, not normalized for lipid content.

  - Achieve the AWQC for protection of human health for DDT (p,p'-DDE = 0.22 nanograms per liter [ng/L]) within 30 years of remedial action (RA).[2]
  - Collect and assess PCB data to determine the schedule to meet human health AWQC for PCBs (i.e., 0.064 ng/L) by the first FYR.
- Minimize potential adverse impacts to sensitive habitats and biological communities on the PV Shelf during RA:
  - Before implementation of the remedy, prepare a monitoring program to assure the kelp beds on the PV Shelf are protected from adverse impacts from sediment placement.
  - Use low-impact techniques for capping and other best management practices; for example, plan field work when tides and currents are less energetic, measure current speeds before capping, monitor sediment resuspension and COCs in the water column. Stop action if the monitoring plan standards are exceeded.

The IROD cleanup goals for DDTs and PCBs in fish and sediment were developed using a bioaccumulation model of the relationships between COC concentrations in sediment and fish (WC) (HydroQual, 1997). Because of the affinity of hydrophobic organic contaminants for OC in sediment and lipids in fish, the model relationships are based on OC-normalized sediment and lipid-normalized fish tissue concentrations. The cleanup goals for fish were converted to wet-weight concentrations using the average lipid content of skin-off WC fillets (Anchor QEA, 2009). The sediment cleanup goals were not converted to dry weight concentrations.

Sediment cleanup goals apply to average COC concentrations in the 0 to 8 cm depth interval of the sediment bed within the study area limits. Although the IROD identifies the top 15 to 20 cm as the most biologically active layer, EPA and the Palos Verdes Shelf Technical Information Exchange Group (PVSTIEG) chose the 0 to 8 cm interval to represent the bioactive zone based on site-specific bioturbation studies (Gilbane, 2018; Appendix BB).

EPA postponed implementation of the isolation cap component of the interim remedy because the First MNR Report (Gilbane, 2018) indicated that concentrations of DDTs and PCBs in PV Shelf sediment were lower than the post-capping projections (EPA, 2019).

1.4 Objectives of the Sediment Sampling Program

The area studied during the 2022 sediment sampling program focused on the portion of the PV Shelf study area from Palos Verdes Point on the northwest to Point Fermin on the southeast (i.e., the main part of the EA sediment deposit). Sampling locations are described further in Section 2.1. The *Quality Assurance Project Plan for Sediment Sampling Program 2022, Remedial Action – Monitored Natural Recovery Component, Palos Verdes Shelf* (Sediment Sampling QAPP) (CH2M, 2022a) provides a detailed description of the project objectives, summarized as follows:

- Determine whether COC concentrations and masses in the sediment bed are decreasing (i.e., is there a discernible trend of recovery?).
- Determine whether the post-capping projections provided in the IROD have been met, as they were in the first MNR study (Gilbane, 2018).

[2] The AWQC (ecological) for "DDT and its metabolites" was published in 1980 using guidelines for establishing water quality criteria under Section 304 of the Clean Water Act of 1977. The AWQC (human health) for p,p'-DDE was published in 2002 using methodology for establishing AWQC for protection of human health (EPA, 2000a), which incorporated scientific advances in cancer and noncancer risk assessments, exposure assessments, and bioaccumulation factors in fish.

The associated data are as follows:

- Physical parameters needed to evaluate (model) COC distribution in the sediment bed and for designing the interim isolation cap (if necessary). Parameters are grain size (particle size), bulk density, specific gravity, and moisture content.
- Chemical parameters needed to evaluate the progress of MNR and select areas where an isolation cap may be placed. Parameters include concentrations of the prevalent DDT-related compounds occurring at the PV Shelf, individual PCB congeners, and total organic carbon (TOC).
  - The list of DDT and its breakdown products includes the o,p'- and p,p'- isomers of DDT, DDE, and dichlorodiphenyldichloroethane (DDD).[3] These chemicals have established toxicological criteria in EPA's Integrated Risk Information System.
  - Additional chemicals of interest for the PV Shelf include p,p'-DDMU and p,p'-DDNU because these have been recognized as DDT breakdown products in sediment at the PV Shelf (Eganhouse and Pontolillo, 2008).
  - The PCB congeners of interest for the PV Shelf include 46 individual congeners used in previous EPA fish studies (ITSI, 2011).

1.5 Objectives of the Water Sampling Program

This section addresses high-resolution water sampling and passive sampling device (PSD) sampling.

1.5.1 High-resolution Water Sampling Program

The *Quality Assurance Project Plan – Water Sampling Program, Remedial Action – Monitored Natural Recovery Component, Palos Verdes Shelf* (Water Sampling QAPP) (CH2M, 2022b) presents details for the goals and objectives of the project. The details are summarized as follows:

- Collect depth-discrete samples for high-resolution, low-concentration analysis of DDTs and PCBs to assess vertical concentration profiles above the PV Shelf study area.
- Assess the effectiveness of MNR in reducing COC concentrations in the water column, and assess progress toward attainment of AWQC provided in the IROD.
- Examine relationships between the sediment, water column (including PSD results), and fish tissue data.

The associated data are described as follows:

- Chemical parameters needed to evaluate the progress of the MNR. The target analyte lists for DDT-related compounds and PCB congeners is the same as for the 2022 sediment sampling program.
- The water sampling locations have been established at a subset of the sediment coring locations, at five deep water locations near the edge of the PVS Shelf, and at a background location southeast of the PV Shelf study area. Sample depths have been established at 5 meters below the surface, mid-column, and 5 meters above the bottom. The depth of the mid-column sample varies by location, depending on the total depth at the location.

[3] The o,p'- and p,p'- isomers are also referred to as 2,4'- and 4,4'- isomers.

1.5.2 Passive Sampling Device Program

The *Quality Assurance Project Plan, Passive Sampling for Persistent Organochlorine Pollutants (POPs) in the Water Column of the Palos Verdes Shelf* (Passive Sampling QAPP) (Fernandez, 2022) presents details for the goals and objectives of the project, summarized as follows:

- Measure the dissolved concentrations of DDTs and PCBs at different water column depths and along a spatial gradient away from the highly contaminated zone and at stations up-current of the most highly contaminated sediment.
- Identify temporal trends in COC concentrations in the water column of the PV Shelf. Water column concentrations determined using passive sampling methods will be compared to those measured using the same and similar methods in 2010 and 2013, to determine whether water column concentrations have changed over a 12-year time period.
- Estimate sediment partition coefficients at selected locations along the shelf by measuring sediment pore water concentrations and bulk sediment concentrations.[4]

The associated data are described as follows:

- Analyte mass in the PSDs, temperature, dissolved organic carbon (DOC), and salinity enable the calculation of dissolved COC concentrations in the water column.
- Contaminants measured include DDT isomers and their breakdown products (including p,p'-DDMU and p,p'-DDNU), and 44 PCB target congeners.

1.6 Objectives of the Fish Sampling Program

The *Quality Assurance Project Plan – Fish Sampling Program, Remedial Action – Monitored Natural Recovery Component, Palos Verdes Shelf* (Fish Sampling QAPP) (CH2M, 2022c) presents objectives and informational inputs for the project. The goals of the sampling program conducted in 2022 and 2023 are summarized as follows:

- Determine the maximum and average concentrations of DDTs and PCBs in fish caught at and near the PV Shelf and assess COC trends over time.
- If COC concentrations in fish tissue have declined, determine whether the reductions in sediment COC concentrations correlate to reductions in fish tissue.
- Determine whether the isolation cap (as specified in the IROD [EPA, 2009b]) or other RAs will be essential to achieving fish cleanup goals, or whether fish cleanup goals have been achieved.

The data inputs include the following:

- Identification of locations where the fish were caught, the number of fish available, and COC (DDT and PCB) concentrations in those fish. The target analyte lists for DDT-related compounds and PCB congeners are the same as the lists for the 2022 sediment sampling program. Lipid content was also measured.
- Morphometric measurements (e.g., length and weight) for each sample. For each fish sample, morphometric measurements include total weight of the fish, the weight of the skin-off fillet, and the

[4] Freely dissolved POP concentrations in sediment pore water were measured by equilibrating sediment samples from selected stations with polyethylene strips in the laboratory. Bulk sediment concentrations were also measured. Results of PSD pore water and bulk sediment measurements are not used to assess MNR and will be presented in the human health and ecological risk assessment report.

weight of the remainder (everything except the skin-off fillet, including skin), so that the whole fish can be mathematically reconstituted to calculate the whole-body concentrations.

- Results of chemical analysis of fish tissue: DDT and PCB concentrations in skin-off fillet and remainder. Whole-body fish tissue concentrations were calculated for the ecological and human health evaluation using the skin-off fillet and remainder concentrations along with the total weight of the fish, the weight of the skin-off fillet, and the weight of the remainder.[5]

[5] Whole-body fish tissue concentrations are not used to assess MNR and will be presented in the human health and ecological risk assessment report.

2. Methods and Investigation Activities

This section provides a synopsis of activities, including sample collections and analyses, that were conducted during the 2022-2023 MNR sampling program. Representative photographs of sampling activities are provided in Appendix A, and field documentation is provided in Appendix B.

2.1 Sediment Sampling

Sections 2.1.1 through 2.1.7 present details on the 2022 sediment sampling program.

2.1.1 Shelf-wide Sample Grid

Figure 2-1 shows the locations of sediment cores that were planned for the 2022 shelf-wide sampling event. As described in the Field Sampling Plan (FSP) (CH2M, 2022d), these locations were collocated with EPA's baseline program conducted in 2009 and the first MNR sampling event conducted in 2013. For both events, EPA used a subset of the Sanitation Districts stations typically used for the Warren Facility National Pollutant Discharge Elimination System (NPDES) compliance programs for sediment sampling (Water Board, 2023). The Sanitation Districts have established shore-normal Transects 0 through 10, numbered north to south. Transect 0 is located north of Palos Point near Bluff Cove (Figure 2-1), and Transect 10 is located near Point Fermin at San Pedro. Transect 8 is aligned along the White Point outfalls. Along these transects, the Sanitation Districts have established stations along the following main isobaths (water depths): A (305 meters), B (150 meters), C (60 meters), and D (30 meters). For locations between main isobaths, the convention is to combine the names of the two nearest isobaths (e.g., isobath BC is at a depth of 100 meters, and DC is at a depth of 40 meters). For EPA's 2022 MNR shelf-wide program, primary cores were planned for 34 locations using Transects 1 through 10 and along the B, BC, C, and DC isobaths. Replicate cores were collected at three shelf-wide locations (Figure 2-1).

2.1.2 Outfall Area Sample Grid

In addition to the shelf-wide locations, EPA planned a grid of 35 core locations for the outfall area (OA) near the Sanitation Districts outfall diffusers (Figure 2-2). Sediment cores were collected from 25 locations used for the 2009 baseline and the 2013 first MNR sediment sampling events (ITSI Gilbane and CDM Smith, 2013; ITSI Gilbane, 2014). The locations were selected based on historical data, including historical COC concentrations, sediment erodibility, penetration depths of sediment profile imaging cameras from a 2004 survey (SAIC, 2005), and the reported thickness of the EA bed. In 2013 and 2022, cores were collected from 10 additional locations near the Sanitation Districts outfalls to address concerns that hot spot areas may have been missed in 2009 (ITSI Gilbane, 2014). The spacing between adjacent core locations ranged from approximately 0.1 to 1.2 km. All core locations were within 1.5 km of a diffuser section of the Sanitation Districts four outfall pipes. Replicate cores were collected at seven OA locations (Figure 2-2).

2.1.3 Mapping, Bathymetry, and Vessel Positioning

The Sanitation Districts vessel *Ocean Sentinel* was used for the 2022 sediment sampling program. The vessel captain, an employee of the Sanitation Districts, was responsible for vessel navigation and positioning. Vessel positions were logged to an accuracy of +/- 3 meters using a global positioning system (GPS), and all sediment cores were collected within 30 meters of target locations, except for two: BA6BC and BA7BC. Location BA6BC was 84 meters from the target location, but the sampled location was about 20 meters from the 2013 sampling location at BA6BC. A core could not be collected from BA7BC

(Section 2.1.7). For replicate cores (collected after the primary core), the vessel was repositioned to the planned coordinates for the initial core.

GPS data were imported to a vessel-based navigation and data acquisition system for real-time navigation and helm display. Sample collection locations were recorded using a Sanitation Districts field application. During sampling operations, vessel positions were logged (i.e., a navigation fix recorded) at the exact time that the sampling equipment (coring device) reached the seafloor.

2.1.4 Core Collection

Sediment cores were collected by Sanitation Districts between October 11 and 25, 2022. Summaries of the retained cores (location identification [ID], as-sampled coordinates, and water depth) for the shelf-wide and OA cores are provided in Tables 2-1 and 2-2, respectively (tables are located at the end of the report). A log of coring attempts, recovered core lengths, sea conditions, and field notes is provided in Appendix B1. Of the 79 planned cores (including replicates), 78 were successfully retrieved. Section 2.1.7 provides a discussion of conditions encountered in the field.

The Sanitation Districts gravity corer was used to collect sediment cores. A schematic of the corer is provided on Figure 2-3. The device with cutting head is 94 cm long and has an effective sampling length of about 90 cm. The corer was attached to a winch cable; the winch was supported by a small crane mounted on the stern of the *Ocean Sentinel*. Lead weights attached to the top of the cylinder provided the driving force for penetration; for the ocean depths at the PV Shelf, a 23-kg top assembly was used with 11-kg rings added to give the corer a total weight of about 135 kg. The total length of the coring device with cutting head and weighted top assembly was 134 cm. To address concerns regarding the angle of corer penetration into the sediment bed, the staff from the Sanitation Districts modified the coring assembly to mount an inclinometer (Star-Oddi 3D Tilt).

A clean acetate liner was placed into the core barrel before each drop. The research vessel was piloted to the target sample location. The crew used a high-speed winch to drop the corer into the ocean. The corer cylinder is designed with a hinged cap at the top to allow the cap to remain open as the corer travels downward through the water column. When the coring device first hits the ocean floor, a trigger mechanism (weighted bar) closes the hinged cap, providing a suction seal that helps retain the sediment core in the tube.

When the boat crew noted slack in the winch cable, the winch was reversed to pull the corer to the surface. The cutting head at the bottom of the corer had a passive retainer (an array of sheet metal “fingers”) designed to maintain core integrity during retrieval upward through the water column.

The corer was brought to the surface and placed on the boat deck. The core was inspected for acceptance or rejection. The following criteria were used for rejecting cores:

- Heavy disturbance of surface sediment, indicated by muddy water at the top of the core liner
- Water leakage out of the sides of the corer, causing the core to slump
- Formation of a “heel” on the bottom of the core
- An unusually short core compared to historical data
- Rocky conditions at the ocean floor
- Damage to the coring device (possibly because of a rocky ocean floor)

Multiple coring attempts were required at the following locations:

- BA1B, BA2DC, BA3B, BA6BC, BA6DC, BA7B, BA8BC, BA9C, BA9DC, OA11, OA13, and OA23 each required two coring attempts because of tilt exceedances, sediment washout, low recovery, core liner slippage, or the top of the coring device not completely closing.
- BA7DC and BA1DC each required four sampling attempts because of sediment washout at BA7DC and shorter than expected cores at BA1DC compared to historical data.
- BA10C required nine coring attempts because of sediment washout.

The coring success rate (defined as the number of acceptable cores divided by the number of sampling attempts) was between 71 and 92 percent for six of the seven sampling days. The success rate on October 25 was approximately 38 percent due to the multiple attempts at location BA10C.

Each accepted core was retrieved from the corer with the acetate liner intact. The liner ends were sealed, and strapping tape was applied as necessary to maintain core integrity. The core length was measured and recorded, and the core liner marked with indelible ink to record the core location name, core length (measured in cm), and sampling date. The core was placed into a galvanized steel (GS) sleeve.

Packaged cores were immediately stored vertically in one of two shipboard cold boxes. Each cold box was stocked with dry ice and equipped with supports to hold nine cores. Approximately 1 liter of liquid nitrogen was applied to the ends of the GS sleeve to provide quick freezing. The cores remained in the GS sleeves and cold boxes overnight. After the GS sleeve was removed on the second day, cores were transported to the Sanitation Districts' San Jose Creek Water Reclamation Plant (SJCWRP) for storage in a deep freezer (-20 degrees Celsius [°C]) at the end of each work day. Cores were stored in a deep freezer until processed.

2.1.5 Core Processing

Cores were cut into 2-cm slices at SJCWRP from November 3 through 11, 2022 by Sanitation Districts staff. Core cutting was conducted in accordance with the Sediment Core Cutting Procedure, Method 500C, established by the Sanitation Districts Water Quality Laboratory at San Jose Creek Laboratory. Each core slice was partitioned into four sample portions (aliquots) of approximately equal weight and placed into separate glass jars. The sample portions were distributed as follows: one for chemical testing by EPA's commercial laboratory, two for testing by EPA's commercial geotechnical laboratory, and one for archiving (deep freeze). The archive aliquots from the 0- to 8-cm depth interval from selected field duplicate cores (BA2BFD, BA5BFD, OA07FD, OA10FD, OA22FD) were sent to Northeastern University for analysis of COC concentrations in pore water using PSDs.

Sediment slices were tested as follows: the first four slices (i.e., 0- to 2-cm, 2- to 4-cm, 4- to 6-cm, and 6- to 8-cm slices) were tested individually to provide a detailed profile of the 0- to 8-cm bed-depth interval (the biologically active zone). Then, all remaining slices were composited in groups of two (representing sequential 4-cm depth intervals), and the composites were tested. Slices were composited for geotechnical and chemical testing at the testing laboratories. For cores generating an odd number of 2-cm samples, the leftover 2-cm sample from the bottom of the core was discarded. In total, 1,907 sediment slices were generated from the sediment cores collected during the 2022 sampling event. These slices resulted in 1,111 unique samples (Table 2-3).

2.1.6 Sediment Sample Testing

Sediment samples underwent geotechnical and chemical analyses, which are discussed in Sections 2.1.6.1 and 2.1.6.2, respectively.

2.1.6.1 Geotechnical Analysis

Geotechnical analysis was conducted by GMU Geotechnical, Inc. (GMU). Samples were stored in the freezer until they were prepared for analysis.

Samples were analyzed for the following:

- Grain size using ASTM International (ASTM) D422-63: *Standard Test Method for Particle-Size Analysis of Soils.* Following this standard, sieves were used to determine the grain size distribution for particles 75 microns (µm) (#200 sieve) and larger, and a hydrometer was used to measure the distribution of particle sizes smaller than 75 µm.
- Bulk density using ASTM D7263-09: *Standard Test Method for Laboratory Determination of Density (Unit Weight) of Soil Specimens, Method A* (direct measurement).
- Specific gravity using techniques for moist soil as described in ASTM D854-98: *Standard Test Method for Specific Gravity of Soil.*

2.1.6.2 Chemical Analysis

Chemical analysis was conducted by Eurofins Calscience. A subset of samples was analyzed for TOC by McCampbell Analytical. Samples were stored in the freezer until they were prepared for analysis.

Samples were analyzed for the following:

- TOC by EPA Method 9060, a water method modified for sediment (includes an acidification step).
- Moisture content (as percent moisture) using Eurofins CS standard operating procedure (SOP) M700, based on ASTM D2216-05 (EPA Method 160.3/SM 2540 B), Determination of Moisture or Solids Content
- DDTs and PCBs by EPA Method 8270SIM. A list of the target DDT-related compounds and individual PCB congeners is provided in Table 2-4.

2.1.7 Deviations from Sediment Sampling QAPP

During a coring attempt at location BA7BC on October 13, 2022, the winch cable broke, and the entire core assembly and tilt sensor were lost. The incident was attributed to the well-consolidated nature of the sediment bed historically encountered near this sample location. The Sanitation Districts prepared a new core assembly, but a new tilt sensor could not be acquired within a reasonable time frame. After consultation with EPA, coring continued without the tilt sensor, and visual inspection was used to assess whether the corer entered the sediment vertically. Because of concerns about the potential loss of the second coring assembly if location BA7BC was resampled, the decision was made to abandon the location as long as cores from surrounding locations were successfully retrieved. All surrounding stations were successfully sampled, and therefore no core was collected from location BA7BC. Because of persistent challenges with successfully and safely collecting sediment cores at location BA7BC, EPA recommends developing evaluation criteria to determine whether the data from this location are critical and then deciding whether this location should be retained, abandoned, or replaced with a new location in future MNR studies.

2.2 Water Column Sampling

Water column sampling for the second MNR study included high-resolution grab water samples and PSD deployments.

2.2.1 High-resolution Grab Water Sampling

Details on the grab water sampling are provided in Sections 2.2.1.1 through 2.2.1.5.

2.2.1.1 High-resolution Water Sampling Grids, Locations, and Depths

Figure 2-4 shows the grid for the high-resolution grab samples. As described in the Water Sampling QAPP (CH2M, 2022b) for high-resolution water sampling, the sample locations were generally selected to match the locations from the Sanitation Districts standard benthic sediment sampling program (Section 2.1.1). The sampling depths in the water column were selected generally to match EPA's PSD water sampling events (Section 2.2.2). Five locations (W1 through W5) were selected at deep water locations near the edge of the PV Shelf or past the shelf break on the continental slope. Sample location T11 is far southeast of the PV Shelf contaminated zone, on the 60-meter isobath. This location has been used during PSD events as a background reference location, and was again used as a background reference location for the high-resolution grab water sampling.

High-resolution water grab samples were collected by Kinnetic Environmental between October 10 and 25, 2022. A total of 130 water samples was collected at 40 sampling stations. A summary of the samples (location ID, as-sampled coordinates, total water depth, and sample depth) is provided in Table 2-5. Tracking and collection logs for high-resolution water sampling are provided in Appendices B2 and B3.

Commercial marine navigation software was used to navigate and position the vessel. Target sampling depths were 5 meters below the ocean surface, mid-column, and 5 meters above the ocean floor.

2.2.1.2 Water Sampling Procedure

Depth-discrete samples were collected with a proprietary Valskon sampler. Location coordinates were provided to the field team, and the sampling vessel was positioned within two boat lengths of the planned coordinates. The vessel was positioned such that the boat engine exhaust remained downwind of all on-deck sampling activities. The water sampler was attached to a steel cable, which was attached to a winch with a cable counter for accurate depth measurements. A separate trip line rope was attached to the spring-loaded bottle stopper.

Upon arrival at the sample location, the total depth of the water column was measured with the boat depth sounder, a weight winch cable, or weighted graded device. A clean 2.5-liter amber glass bottle and a clean (deconned) bottle stopper were loaded into the sampling device. A nylon rope trip line was attached to the spring-loaded stopper mechanism. Adequate weight was attached below the sampler to provide enough resistance at each depth to allow the bottle stopper to release and spring back for complete sample collection.

The Valskon water sampler was gently lowered into the water and then lowered to the target depths for sample collection. The vertical sampling accuracy depended on ocean conditions, but in calm conditions, the displacement was limited to ± 1 meter. When at the desired sample depth, the bottle stopper was tripped and the sample bottle allowed to fill completely (approximately 30 seconds). The trip line was

then released to close the sample bottle with the stopper. The official sample time was recorded as the time the sampling device was tripped.

A digital video of each sampling deployment was reviewed to ensure proper sample deployment and retrieval (i.e., bottle stopper was released at the correct depth and properly closed after sample collected). The digital video was lost for several samples; in these cases, only sonar was used to ensure that the sampler was lowered to the proper depth. The sampler was gently pulled up using the winch cable. Once retrieved, the sample was checked to ensure that the stopper was completely sealed, and the sample bottle was completely filled with water. Immediately after retrieval, excess water was poured from the bottle into the ocean, until the water level was at the bottle neck (i.e., approximately 3 inches of air space). The original bottle cap was securely attached, and the bottle was dried, labeled, and placed directly onto double-bagged ice in the sampling cooler.

Use of the Valskon sampler greatly reduced the need for equipment decontamination between samples, because the only reusable components in contact with the sample water were the bottle stoppers. Stoppers were decontaminated using a rinse with Liquinox-water solution, a deionized water rinse, a laboratory-grade acetone wash, and a final rinse using lab-certified contaminant-free water from the testing laboratory. Periodically, an equipment blank was collected for chemical testing. The clean (decontaminated) bottle stoppers were stored in a clean, sealed plastic bag until deployment.

Each sample and equipment blank bottle was wrapped in bubble wrap and stored upright in a large marine cooler on a bed of ice and within a heavy garbage bag that was later sealed to contain melt water. All sample coolers were shipped overnight to the testing laboratory (ALS Life Sciences [ALS], Burlington, Ontario, Canada).

2.2.1.3 High-resolution Sample Preservation, Filtration, and Extraction

Samples were stored by ALS in a refrigerator at less than 6°C. Samples were filtered prior to extraction to isolate dissolved-phase DDTs and PCBs. Samples were filtered gravimetrically through glass-fiber filters with a nominal pore size of 0.7 µm. The resulting filtrate was defined as the dissolved fraction, in accordance with a previous study (Zeng et al., 1999). The sample bottle was not solvent- or water-rinsed, to minimize re-mobilization of particulates through the filter and reduce filtering times.

Because of possible losses of dissolved targets during the filtration process, sample spiking was done after filtration. This included native target spiking for laboratory control samples (LCSs) and the spiking of carbon isotope 13-labeled extraction standards during extraction. Sample extractions were performed during the same work shift as the filtrations.

2.2.1.4 High-resolution Grab Water Sample Testing

Samples were analyzed for the following:

- DDTs by EPA Method 1699, Pesticides in Water, Soil, Sediment, Biosolids, and Tissue by HRGC/HRMS
- PCBs by EPA Method 1668C, Chlorinated Biphenyl Congeners in Water, Soil, Sediment, Biosolids, and Tissue by HRGC/HRMS

Target DDT-related compounds and individual PCB congeners are listed in Table 2-4.

2.2.1.5 Deviations from the Water Sampling QAPP

In accordance with the Water Sampling QAPP (CH2M, 2022b), water from location BA9DC-WO35 was collected as a split sample, which required three samples (parent, DDT split, and PCB split). One of the three sample bottles broke during transit to the laboratory. After consultation with EPA, this loss of a sample was addressed by changing location BA9DC-WO35 to a duplicate sample (two samples: parent and field duplicate). To maintain the same number of field duplicates and splits designated in the Water Sampling QAPP, field duplicate location BA4C-WO55, which had not yet been sampled, was changed to a split sample location.

The sample bottle from location T11-WO55-2210 broke during extraction at the laboratory. A replacement sample could not be easily collected because the field team had already demobilized from the site. After consultation with EPA, a data gap at location T11-WO55 was determined to be acceptable based on the cost to remobilize to the site to retrieve one sample.

2.2.2 Passive Sampling Device Sampling

Details on the PSD sampling are provided in Sections 2.2.2.1 through 2.2.2.4.

2.2.2.1 Passive Sampling Device Sampling Grids, Locations, and Depths

Figure 2-5 shows the sample grid for the 2022 PSD event. As described in the Passive Sampling QAPP (Fernandez, 2022), polyethylene devices (PEDs) were deployed in triplicate at 16 stations on the PV Shelf and at 1 background station (T11). Solid-phase microextraction (SPME) samplers were co-deployed in triplicate with PEDs on the same mooring lines at five stations on the PV Shelf (4C, 7C, 8C, 9C, W3) and at the background station T11 (Table 2-6). As in the baseline and first MNR sampling events, samplers were deployed at three depths at each station: 5 meters below the surface (near-surface), mid-column, and 5 meters above the sediment-water interface (near-bottom). At stations W2, W3, and W4, additional samplers were deployed at a depth of 30 meters to provide data at the same depth as mid-column samplers at shallower stations. Discrete water samples were collected at a subset of locations using a Niskin bottle.

PSDs were deployed on September 7 and 8, 2022 and were retrieved on October 5 and 6, 2022. A total of 105 of the 162 PEDs was successfully retrieved. All PEDs were lost from locations BA1C, BA4C, BA7DC, BA8C, W1, and W5. In addition, a mid-depth PED was lost at BA9C, a surface-depth PED was lost at BA7C, and a bottom-depth PED was lost at W3. Of the 57 SPME samplers deployed, 39 were successfully retrieved. All SPME samplers were lost from locations BA4C and BA8C. Sampler losses are described in more detail in Section 2.2.2.4.

2.2.2.2 Passive Sampling Device Sampling Procedure

For deployment, PEDs were threaded onto stainless-steel wire loops in two pieces: one 95-cm by 10-cm piece with no performance reference compounds (PRCs), and one 5-cm by 10-cm piece containing PRCs (Adams et al., 2007). SPME samplers were encased in drilled, thin-walled copper tubing with end caps (Zeng et al., 2004; Maruya et al., 2009). PEDs and SPME samplers were deployed in triplicate at each station/depth.

Seawater was collected with a Niskin bottle at each PSD depth for the six stations where PEDs and SPME samplers were co-deployed (i.e., BA4C, BA7C, BA8C, BA9C, W3, and T11) at the time of SPME sampler deployment and retrieval. An aliquot of seawater (250 milliliters) was transferred into a pre-cleaned glass jar and shipped to the laboratory in an ice chest. Samples were maintained at 0 to 6°C prior to DOC analysis.

Samplers were deployed in the field for 28 days before recovery. The PSD sample collection log is provided in Appendix B4. Recovered samplers were labeled with station ID, depth, and replicate number. Field blank samples of each sampler type accompanied recovered samplers. Water temperature and conductivity were measured using a conductivity-temperature-depth water column profiler at the times of deployment and retrieval.

PSD sample preparation, preservation, and extraction methods are discussed in Appendix C.

2.2.2.3 Testing of Passive Sampling Device Samples

The SCCWRP laboratory tested the PSD samples using gas chromatography/mass spectrometry in selective ion mode in accordance with the requirements specified in the Passive Sampling QAPP (Fernandez, 2022). The following specific analytical methods were used for PSD and water testing:

- SCCWRP SOP Chapter 24 – Determination of DOC and Total Nitrogen (TN) in Water Samples
- SCCWRP SOP Chapter 27 – Construction, Deployment, Retrieval, and Analysis of SPME Samplers
- SCCWRP SOP Chapter 35 – Use of Polyethylene Devices (PEDs)

2.2.2.4 Deviation from the Passive Sampling QAPP

As noted in Section 2.2.2.1, 105 of 162 PEDs were retrieved, and 39 of 57 SPME samplers were retrieved. A review of ocean conditions between sample deployment and retrieval indicated that significant wave heights of almost 3 meters were recorded at Scripps Waverider Buoy 46222 (CDIP, 2022) near the PV Shelf on September 10, 2022. These conditions correspond to the passage of the remnants of Hurricane Kay (September 4 to 9, 2022). Thus, the PSDs were presumed lost during this storm. In addition to the PSDs lost during the deployment, four SPME samplers and eight PEDs were not successfully analyzed, as detailed in Appendix C. PSDs were not redeployed, and the loss of these samplers is considered a data gap.

2.3 Fish Sampling

The fish sample collection program was set forth in the Fish Sampling QAPP (CH2M, 2022c). Details on the fish sampling program are described in Sections 2.3.1 and 2.3.2.

2.3.1 Sample Collection Design

The MNR fish collection areas and numbers of samples were derived by consensus during a scoping discussion at a PVSTIEG meeting in January 2014 and confirmed at a PVSTIEG meeting in December 2021. Seven collection areas were selected, each 1 km by 5 km. They are as follows (from north to south): Ventura Flats, Redondo Flats, three areas within the Sanitation Districts NPDES bioaccumulation zones (EPA Zones 1, 2, and 3), an area near the breakwater of Los Angeles Harbor, and Huntington Flats (Figure 2-6a). These areas are described as follows:

- Ventura Flats is approximately 110 km northwest of the Sanitation Districts outfall diffusers. It is the collection area farthest from the diffusers and serves as a reference area for assessing spatial variability of COCs in WC.
- Redondo Flats is north of the Palos Verdes Peninsula and the deep ocean Redondo Canyon, which is regarded as an impediment to fish migration along the coast. It is about 25 km of shoreline north of the Sanitation Districts outfalls. Barred sand bass (BSB) (*Paralabrax nebulifer*) and WC collections are conducted in this area. The resulting analytical data are used to assess the spatial variability of COCs in both species in the northward direction from the outfalls.

- EPA Zones 1, 2, and 3 are subareas within the respective boundaries of the Sanitation Districts three fish tissue bioaccumulation sampling zones used in the Warren Facility NPDES compliance programs for fish. The EPA zones are along the 60-meter isobath, where the Sanitation Districts outfall diffusers and the former source of release of COCs to the environment are located. BSB and WC collections are conducted in each of these three EPA zones.
- The Breakwater collection area is on the ocean side of the breakwater at Los Angeles Harbor and is approximately 10 km east of the Sanitation Districts outfall diffusers. BSB and WC collections are conducted in this area. Analytical data for fish caught at the breakwater are used to assess spatial variability of COCs in both species.
- Huntington Flats is approximately 25 km east-southeast of the Sanitation Districts outfalls and is a known spawning area for BSB. Analytical data for BSB caught in this area are used to study spatial variability of COCs in the fish and the possible effects of cyclic loading on spawning fish.

Other features of the collection areas are indicated on Figure 2-6a and described as follows:

- The Zone 1 and Zone 2 collection areas are within the commercial catch ban area for WC established by CDFW (CDFW, 1990, 2023).
- The Zone 1, Zone 2, Zone 3, Breakwater, and Redondo Flats collection areas are within the "red zone" published in guidelines from the Office of Environmental Health Hazard Assessment (OEHHA) of the California Environmental Protection Agency (CalEPA). The public is advised to not consume BSB or WC caught in this zone (CalEPA/OEHHA, 2009, 2019a).
- The Huntington Flats collection area is within CalEPA/OEHHA's "yellow zone." The public is advised to limit consumption of BSB and WC caught in this zone (CalEPA/OEHHA, 2009, 2019b; CDFW, 2023).
- The Ventura Flats collection area is outside CDFW's WC catch ban area and CalEPA's fish advisory zones.

Table 2-7 presents the number of fish planned for collection in each area. The number of specimens generally planned for each fish species at each collection area is 30. This value is generally accepted as a sample population that provides a statistically supportable representation of the distribution of contamination in the populations of fish sampled (NOAA and EPA, 2007). The number of BSB and WC specimens planned for the Zone 2 collection area was limited to 10 of each species by the Warren Facility NPDES permit. For Ventura Flats, collections of only WC were planned. For Huntington Flats, collections of only BSB were planned, as that area is a known BSB spawning ground.

2.3.2 Fish Collection, Handling, and Testing

Fish collections took place between May 2022 and November 2023. Fish were caught by Sanitation Districts staff from the *Ocean Sentinel*, and by Seaventures Inc., staff on their vessel, *Early Bird II*. Collection methods included hook and line, spear fishing, traps, and trawls. Sample locations are shown on Figure 2-6b; in some cases, fish were caught over a wider area than the 1 km by 5 km collection areas. As-sampled coordinates for each fish caught, with catch date and time, are presented in Table 2-8. Fish weight, standard fish length, and total fish length are also indicated. Fish collection logs are provided in Appendices B5 and B6.

Fish specimens were weighed and measured for standard length and total length (Figure 2-7). BSB specimens kept for analysis met the minimum size limit (total length of 14 inches [356 millimeters]) as specified in the saltwater sport fishing regulations set by CDFW (CDFW, 2021). There are no CDFW size limits for WC.

Specimens retained for analysis were wrapped in aluminum foil, labeled, and sealed in a plastic bag for storage. Most fish specimens were frozen onboard the fishing vessel, then shipped on dry ice to the Enthalpy (formerly Vista) laboratory. Fish caught by the Sanitation Districts were transferred to the freezer (-20°C) at the Sanitation Districts Marine Biology Laboratory in Carson, California for short-term storage (e.g., 1 to 2 months) prior to shipping to Enthalpy.

Samples were analyzed for the following:

- DDTs by EPA Method 1699, Pesticides in Water, Soil, Sediment, Biosolids, and Tissue by HRGC/HRMS
- PCBs by EPA Method 1668C, Chlorinated Biphenyl Congeners in Water, Soil, Sediment, Biosolids, and Tissue by HRGC/HRMS
- Total extractable percent lipids using A Rapid Method of Total Lipid Extraction and Purification (Bligh and Dyer, 1959) and by EPA Method 1668C. The Bligh-Dyer lipid data were used for the second MNR study, and both data sets will be used in the risk assessments.

Target DDT-related compounds and individual PCB congeners are listed in Table 2-4.

2.4 Data Validation

The analytical data sets for sediment and fish were reviewed and validated by E-Lab Consultants of Coldspring, Texas, following procedures specified in the Sediment Sampling QAPP (CH2M, 2022a) and the Fish Sampling QAPP (2022c). For sediment and fish tissue, approximately 10 percent of the data was subjected to full data validation, and 90 percent of the data was subjected to routine data validation as specified in the QAPPs. E-Lab Consultants used an automated data validation system augmented by manual review of all project data. The analytical data sets for water were reviewed and validated by the CH2M HILL, Inc. project chemist following the procedures specified in the Water Sampling QAPP (CH2M, 2022b) for high-resolution water sampling. Full validation was performed on approximately 10 percent of the data, and 90 percent received routine validation. Results from the data validation procedures are discussed in Section 3.

2.5 Data Management

A Microsoft Azure structured query language (SQL) server-based environmental data management system (EQuIS) (EarthSoft) was used to manage the data received from the testing laboratories, including data from the geotechnical (sediment) and chemistry (sediment, water, and fish tissue) laboratories. EQuIS provided access to the chemistry data for the data validation step (Section 2.4) and, combined with the EQuIS software, allowed for the efficient transfer and tabulation of data.

2.6 Calculations

After data validation, several types of calculations were performed to support data analyses. Values for Total DDTs, Total DDT Compounds, Total PCBs (short list) (sediment only), and Total PCBs (expanded list) were calculated in the data management system, as follows:

2.6.1 Total COC Concentrations

Total COC concentrations are as follows:

- Total DDTs – the summation of the o,p'- and p,p'- isomers of DDD, DDE, and DDT.
- Total DDT Compounds – the summation of Total DDTs plus p,p'-DDMU and p,p'-DDNU.
- Total PCBs (short list) – the summation of 29 individual PCB congeners shown in Table 2-4 (used for comparison to sediment cleanup levels in the IROD)
- Total PCBs (expanded list) – the summation of 46 individual PCB congeners shown in Table 2-4.

For sediment and water, nondetect results for individual compounds were assigned a value of zero. For fish, nondetect results for individual compounds were assigned the value of the sample-specific reporting limit for comparison to previous fish tissue sampling results and calculation of exposure point concentrations (EPCs) for comparison to cleanup levels in the IROD. Total concentrations were reported using the same number of significant figures as the individual compounds included in the totals.

2.6.2 Organic Carbon Normalization

The cleanup goals in the IROD are based on OC-normalized COC concentrations. DDT and PCB results were normalized to OC, consistent with how the 2009 and 2013 data were managed (Gilbane, 2018). The following equation was used to carbon-normalize the chemistry results:

$$\frac{\mu g}{kg\ OC} = \frac{\mu g/kg\ dry\ weight}{kg\ TOC/kg\ dry\ weight}$$

where:

µg/kg OC = micrograms of COC per kilogram of organic carbon
µg/kg dry weight = chemical concentration in sediment on a dry weight basis
kg TOC/kg dry weight = percent TOC content / 100 (e.g., 1 percent TOC / 100 = 0.01)

2.6.3 Dry Density

Dry density was calculated from laboratory measurements of bulk density and moisture content using the following equation:

$$\rho_d = \frac{\rho}{1 + w}$$

where:

ρ_d = dry density in grams per cubic centimeter (g/cm^3)
ρ = bulk density in g/cm^3
w = fractional moisture content (non-dimensional)

Dry density was used in geostatistical modeling to calculate COC masses as described in Section 2.7.

2.6.4 Lipid Normalization

DDT and PCB results for fish were normalized to lipid content. The relationship between lipid content and organochlorine COC content in fish is typically linear, and lipid normalizing assesses whether

changes (over time) in COC concentrations indicate an actual trend or are attributable to changes in lipid content (EPA, 2000b). The following equation was used to lipid-normalize the fish results:

$$\mu g/kg\ lipid = \frac{\mu g/kg\ wet\ weight}{\%\ lipid\ X\ 0.01}$$

where:

µg/kg lipid = micrograms of COC per kg of lipid
µg/kg wet weight = chemical concentration in fish on a wet-weight basis
% lipid = percent lipid content

2.7 Geostatistical Modeling

As was done for the baseline (2009) and first MNR (2013) sediment data sets, geostatistical modeling was performed to characterize COC distribution in the sediment bed. Geostatistical modeling and data visualization were performed using Earth Volumetric Studio (EVS) software by C Tech Development Corporation, which supersedes C Tech's former Environmental Visualization System and Mining Visualization System software. Mining Visualization System software was used as the modeling platform for the 2009 and 2013 data sets (ITSI Gilbane and CDM Smith, 2013; Gilbane, 2018). The modeling objectives for the second MNR sampling event were as follows:

- Assess MNR progress and effectiveness based on the 2009, 2013, and 2022 data sets.
- Evaluate trends in average COC concentrations.
- Evaluate trends in COC mass.
- Compare 2022 spatial average concentrations for Total DDTs and Total PCBs (short list) in the top 8 cm[6] to IROD interim cleanup levels (post-capping projections and first FYR interim cleanup levels) and final cleanup levels:
  - Shelf-wide
  - Outfall area

To duplicate the previous approach at the PV Shelf, the EVS model was set up using a rectilinear three-dimensional (3D) grid aligned roughly parallel to the shore, in the general direction of the recognized dominant transport pathway for sediment at the PV Shelf (Sherwood et al., 2006). The model extent encompassed all core locations (Figure 2-1); the total modeled area was 29.6 km^2. The bottom surface of the model domain is defined by the as-sampled depths of the sediment cores, which is assumed to be the thickness of the EA sediment layer. The volume of the modeled layer was 15.2 cubic kilometers (km^3).

Two types of 3D models were developed using the 2009, 2013, and 2022 sediment data sets. The first type, referred to herein as the "previous methodology" runs, used the same modeling methods and settings used to develop the 3D models of the 2009 and 2013 sediment data to provide results that are directly comparable to previous model estimates. The second type, referred to herein as the "optimized methodology" runs, used optimized methods and settings developed in response to comments from the PVSTIEG on the previous evaluations (Gilbane, 2018). The primary differences between the previous and optimized methodology were as follows:

[6] Although the IROD identifies the top 15 to 20 cm as the most biologically active layer, EPA and the PVSTIEG chose the 0 to 8 cm interval to represent the bioactive zone based on site-specific bioturbation studies (Gilbane, 2018).

- The previous methodology assumed a flat surface for the top of the model domain (i.e., a depth-based approach) whereas the optimized methodology used the top-of-core elevation for the upper surface of the model (i.e., an elevation-based approach). The elevation-based approach may represent the geometry of the contaminated sediment layers more accurately. The elevation-based system accounts for the significant bathymetric variation observed at the shelf, which dips to the southwest on the southwestern portion of the domain.
- The previous methodology considered only differences in horizontal-to-vertical spatial trends (i.e., anisotropy) and used constant variogram settings for all parameters, whereas the optimized methodology accounted for differences in spatial trends in the along-shelf, cross-shelf, and vertical directions and developed unique variogram settings for each chemical and physical parameter.

The optimized methodology is expected to provide more reliable results than the previous methodology because the model settings have been refined to better represent the geometry of the EA sediment deposit and the spatial correlations in the data. Results for both types of models are presented herein so that differences based on changes in methodology can be distinguished from temporal trends.

The 3D models were used to estimate spatial average concentrations and masses of COCs at the PV Shelf. Briefly, kriging was used to estimate the COC concentration in each model grid cell, and the sum of the grid cell concentrations was divided by the number of grid cells to determine the average concentration. Mass was determined by multiplying the concentration in each grid cell by the dry density of the sediment, which was also estimated by kriging. The COC masses in each grid cell were then summed to determine the total mass.

Average COC concentrations and masses were determined for the entire model domain; results were also reported separately for the 0- to 8-cm biologically active zone and for the OA (entire OA and 0- to 8-cm layer within the OA). Appendix D presents a detailed discussion of the modeling approaches and methodologies.

3. Results

This section presents the results of the second MNR sampling event. Sediment, water, and fish results are summarized in Sections 3.1, 3.2 and 3.3, respectively. TOC and geotechnical results for sediment samples are provided in Appendix E**.** Analytical chemistry results for DDTs and PCBs, respectively, are provided in Appendices F and G (sediment), Appendices H and I (high-resolution water), and Appendices J and K (fish). Commercial laboratory reports are available upon request.

3.1 Sediment

Tables 2-1 and 2-2 present the as-sampled locations for the shelf-wide and OA sediment cores. As noted in Section 2.7[i], the as-sampled depths of the sediment cores are assumed to be equal to the thickness of the EA sediment layer. Core lengths ranged from 20 to 87 cm; the longest core was collected from location BA8C. The average length of all cores was approximately 51 cm. The average core lengths along selected isobaths are as follows:

- 40-meter isobath – 49 cm
- 60-meter isobath – 58 cm
- 100-meter isobath – 43 cm
- 150-meter isobath – 41 cm

Based on these results, the EA layer appears to be thickest along the 60-meter isobath, which is consistent with historical observations. Duplicate cores were collected at 10 locations. The ratio of the lengths of the parent to the replicate cores ranged from 0.74 at location BA2B to 1.31 at location OA16.

3.1.1 Sediment Data Quality Assessment

Data validation reports for sediment are provided in Appendix L. The data validation results indicate that project data quality objectives (DQOs) were met. The qualified data are of acceptable quality and are considered usable. Of the nearly 59,000 chemistry results for the shelf-wide and OA sediment samples, no results were rejected because of laboratory anomalies, resulting in an analytical completeness factor of 100 percent, well above the Sediment Sampling QAPP goal of 90 percent. One sample (location BA4DC, 4- to 6-cm depth interval) had anomalously high DDT and PCB results and low TOC results compared with results from the same location in 2009 and 2013, and compared with results from the other samples in the 2022 core; however, a review of the field, laboratory, and data validation documentation for this sample did not reveal any evidence of an error. One sample from a shelf-wide core (location BA4B, 4- to 6-cm depth interval) was not analyzed for PCBs because of insufficient sample volume. Ten samples from OA cores had insufficient sample volume for TOC analysis; eight of these instances were associated with a normal/duplicate core pair where one sample in each pair was analyzed. The field completeness was greater than 99.9 percent, exceeding the Sediment Sampling QAPP goal of 90 percent (CH2M, 2022a).

3.1.2 Geotechnical and TOC Results

Appendix E presents the sample-specific results for TOC, grain size, bulk density, moisture content, and specific gravity for the shelf-wide and OA cores. The laboratory reported the grain size data as percent passing for standard sieve and hydrometer data. The data were processed to determine the percentages in each major grain size fraction (i.e., gravel, sand, silt, and clay). The grain size fractions for each sample are provided in Appendix E Table 1. Dry density was calculated on a sample-specific basis based on bulk

density and moisture content as described in Section 2.6.3. Bulk density and dry density values for each sample are provided in Appendix E Table 2.

TOC content ranged from 0.37 percent (OA22, 40- to 44-cm sampling interval) to 41.6 percent (BA8C, 56- to 60-cm sampling interval). The location of the highest observed TOC content is consistent with 2013 observations; however, the maximum TOC content observed in 2022 is higher than the previously reported maximum value of 19 percent in 2013.

Figures 3-1a through 3-1d present vertical profiles of grain size distribution, TOC, and bulk density for cores along the 60-meter isobath. The grain size distribution is generally uniform at most locations; however, grain size at locations BA7C (Figure 3-1b) and BA8C (Figure 3-1c**)** shows more variability within the core profile. These locations are nearest to the outfalls. The TOC content is greatest near the outfalls, and relatively higher TOC content is observed in the downgradient locations northwest of the outfalls. TOC content is markedly lower at the upgradient locations southeast of the outfalls. Consistent with prior evaluations, the bulk density of the sediment is typically lower where TOC is comparatively enriched.

3.1.3 Chemistry Results

This section summarizes analytical results for DDTs and PCBs (short list and expanded list) in the shelf-wide and OA sediment cores collected in 2022. Appendices F and G present the sample-specific results for DDTs and PCBs, respectively. Coefficients of determination (R^2) were calculated using Microsoft Excel to determine the strengths of the relationships between Total DDTs, Total PCBs (short list), and Total PCBs (expanded list) with TOC. These evaluations were performed for all samples in the 2022 data set. The relationships were all statistically significant ($p < 0.05$), but the correlations were relatively weak (R^2 values from 0.20 to 0.26). The graphic representations of the correlations are provided in Appendix M.

3.1.3.1 DDTs

One or more DDT isomers and degradation products was detected in all samples, except in four samples from two cores, as follows:

- Core BA1B: 28- to 32-cm depth interval, 36- to 40-cm depth interval, and 40- to 44-cm depth interval; these are the three deepest samples in the core.
- Core BA7B: 32- to 36-cm depth interval, which is the deepest sample in the core.

Consistent with previous sampling events, p,p'-DDE and p,p'-DDMU were the most prevalent and abundant DDT-related compounds, and a strong correlation between log-transformed concentrations of p,p'-DDE and p,p'-DDMU was observed ($R^2 = 0.87$) (Appendix M). Detected concentrations of Total DDTs ranged from 0.79 µg/kg (BA7B, 36- to 40-cm depth interval) to 670,000 µg/kg (BA8C, 60- to 65-cm depth interval). Detected concentrations of Total DDT Compounds ranged from 1 µg/kg (BA7B, 36- to 40-cm depth interval) to 740,000 µg/kg (OA08, 8- to 12-cm depth interval). Table 3-1 presents the average dry weight and OC-normalized concentrations of Total DDTs and Total DDT Compounds in the 0- to 8-cm depth interval at each core location.

Figures 3-2 and 3-3 present the areal distribution of Total DDTs and Total DDT Compounds in the 0- to 8-cm surface sediment layer based on geostatistical modeling. As in previous sampling events, a hot spot is evident in the 0- to 8-cm depth interval along the 60-meter isobath near the eastern diffuser of the 90-inch outfall; the DDT concentrations generally diminish with distance from the diffusers. Relatively higher concentrations extend farther to the northwest than to the southeast of the diffusers, consistent with

the net transport direction. Figure 3-4 presents vertical profiles of Total DDTs and Total DDT Compounds along the 60-meter isobath. The highest DDT concentrations are near and northwest of the outfalls, and higher in the subsurface than at the surface. These spatial patterns are consistent with the distribution reported in the First MNR Report (Gilbane, 2018).

3.1.3.2 PCBs

The correlation of Total PCBs (short list) with Total PCBs (expanded list) concentrations is strong ($R^2 = 1$), with the short list concentrations comprising about 60 percent of the expanded list concentrations. A graphic representation of the relationship is presented in Appendix M. PCBs were not detected in 60 samples from 26 cores; the samples with nondetected PCBs were typically deeper in the cores. Detected Total PCB (short list) concentrations ranged from 0.16 to 50,000 µg/kg, and detected Total PCBs (expanded list) concentrations ranged from 0.22 to 86,000 µg/kg. The minimum detected Total PCB (short list) concentration was at OA31 in the 52- to 56-cm depth interval, and the maximum detected result was at location BA8C in the 32- to 36-cm depth interval. Table 3-2 presents the average dry weight and OC-normalized Total PCB (short list and expanded list) concentrations in the 0- to 8-cm depth interval at each core location.

Figures 3-5 and 3-6 present the distribution of Total PCBs (short list) and Total PCBs (expanded list) in the 0- to 8-cm surface sediment layer based on geostatistical modeling. As with Total DDTs and Total DDT Compounds, Total PCB (short list and expanded list) concentrations are highest near the outfall diffusers and extend farther to the northwest than to the southeast of the outfalls. Figure 3-7 presents vertical profiles of Total PCBs (short list) and Total PCBs (expanded list) along the 60-meter isobath. As with Total DDTs and Total DDT Compounds, highest concentrations are near and northwest of the outfalls, and higher in the subsurface than at the surface. These Total PCB (short list and expanded list) spatial patterns are consistent with the distribution reported in the First MNR Report (Gilbane, 2018).

3.1.4 Geostatistical Modeling Results

Table 3-3 summarizes the geostatistical modeling simulations performed using the previous and optimized modeling methodologies. Simulations were not performed for the individual DDT-related parameters with the exception of p,p'-DDE, which was included because p,p'-DDE mass estimates were previously developed for data sets collected before 2009 (see Section 4.1.2). Total DDTs, Total DDT Compounds, Total PCBs (short list), and Total PCBs (expanded list) were modeled on both a dry weight and OC-normalized basis (OC normalization does not change the COC mass estimates). The 2009, 2013, and 2022 data sets were modeled using both previous and optimized methodologies to provide two sets of directly comparable results.

Average COC concentration and mass estimates based on the previous modeling methodology are summarized in Tables 3-4 and 3-5, and average COC concentration and mass estimates based on the optimized modeling methodology are summarized in Tables 3-6 and 3-7. Temporal trends are discussed further in Section 4.1.2. Figures 3-2 through 3-7 show the modeled concentration contours for Total DDTs, Total DDT Compounds, Total PCBs (short list), and Total PCBs (expanded list) in plan view (0- to 8-cm depth interval) and profile view (60-meter isobath) using the previous modeling methodology.

3.2 Water

Results for high-resolution water grab sampling are summarized in Tables 3-8 through 3-13 and on Figures 3-8 through 3-10. Replicates sample results were averaged for data evaluation. Appendices H and I present the sample-specific results for DDTs and PCBs, respectively. Results for PSD water sampling are presented in Appendix C.

3.2.1 Water Data Quality Assessment

Data validation reports for water are provided in Appendix N. The data validation results indicate that project DQOs were met. The qualified data are of acceptable quality and are considered usable. Of the 6,450 final chemistry results for the water sampling program, four results (less than 0.001 percent) in one sample were rejected because of laboratory quality control (QC) anomalies for Method E1668, for a data completeness of greater than 99.9 percent, well above the Water Sampling QAPP goal of 90 percent (CH2M, 2022b).

PCB congeners were detected in multiple equipment blanks and laboratory blanks. A total of 3,215 individual PCB congener results were "U"-flagged as a result (Appendix N: Section 1.4.1 and Table 3).

During evaluation of the PCB congener water data, suspect detections of PCB-44/47/65 and PCB-209 were identified. Both analytes were identified as blank contaminants during data validation. PCB-44/47/65 was detected in 12 samples; where detected, it made up an average of 82 percent of the Total PCB concentration. The contribution of any individual detected congener (excluding PCB-209) to the Total PCB concentration in the remaining samples was 22 percent on average. Eight of the samples with AWQC exceedances (greater than 64 picograms per liter [pg/L]) were comprised mainly of PCB-44/47/65 (82 to 100 percent of the Total PCB concentration). Because of the different compositional pattern of PCB congener detections and the known blank contamination, the results for the 12 samples with PCB-44/47/65 detections are considered suspect.

Six of eight detected PCB-209 results are also considered suspect. In these six samples, PCB-209 made up an average of 72 percent of the detected Total PCB concentration. Two samples with Total PCB concentrations greater than the AWQC (64 pg/L) were composed of more than 95 percent PCB-209. PCB-209 is the least soluble congener, is only found in Aroclor 1268, and is unlikely to be produced through transformation. Because of the different compositional pattern of the PCB-209 detections in these six samples and the known blank contamination, these results are considered suspect.

The Total PCB concentrations for the 18 samples with suspect PCB-44/47/65 and PCB-209 results are flagged in the tables and on figures summarizing the high-resolution water grab sample results.

For PSDs, results for field and laboratory QC measures were acceptable, and all data are considered usable.

3.2.2 DDTs in High-resolution Water Grabs

Results for Total DDT Compounds along the 150-meter, 60-meter, and 40-meter isobaths are presented in Tables 3-8, 3-9, and 3-10, respectively. One or more DDT-related compounds were detected in each depth interval for the entire data set as follows:

- 23 out of 40 samples collected 5 meters below the water surface
- 28 out of 40 samples collected at the mid-column depth
- 36 out of 39 samples collected 5 meters above the sediment surface

Consistent with the 2013 sampling event (Gilbane, 2018), p,p'-DDE and p,p'-DDMU were the most prevalent and abundant compounds. Also consistent with the previous sampling event, the data set showed a strong relationship between p,p'-DDE and p,p'-DDMU ($R^2 = 0.85$) (Appendix M). Total DDT Compound concentrations in water ranged from below detection to 1.7 ng/L in BA6B-WO145.

Figures 3-8 and 3-9 present p,p'-DDE and Total DDT concentrations in the water column at each sample location. Vertical depth profiles of p,p'-DDE and Total DDTs at each sample location are presented in Appendix O. The horizonal and vertical distributions of p,p'-DDE and Total DDTs overall are consistent with the patterns seen in 2013. At most locations p,p'-DDE and Total DDT concentrations increase with depth, although some locations had the highest concentrations in the mid-column sample depth (e.g., BA3C, BA8B, and BA8BC). The detected concentrations in the samples collected 5 meters below the surface averaged about 0.02 ng/L for p,p'-DDE and Total DDTs. The detected concentrations in samples collected from mid-column averaged about 0.08 ng/L for p,p'-DDE and 0.09 ng/L for Total DDTs. The detected concentrations in samples collected 5 meters above the sediment surface averaged about 0.25 ng/L for p,p'-DDE and 0.32 ng/L for total DDTs. The concentration trends with depth for p,p'-DDE and total DDT are similar, as expected, because p,p'-DDE typically represents more than 50 percent of the total DDT concentrations.

The p,p'-DDE and Total DDT concentrations were generally highest along the BA7, BA6, and BA5 transects, with the highest p,p'-DDE concentrations measured in the deepest samples collected from BA5B, BA7C, and BA6BC. Similar spatial trends were identified for Total DDT concentrations, with the highest concentrations measured in the deepest samples collected from BA5B, BA7C, and BA6BC. These locations are downgradient from the outfall diffusers. Relatively elevated p,p'-DDE and Total DDT concentrations were also measured at sample locations near the 90-inch west (BA7BC) and 72-inch (BA8C) outfalls. Conversely, p,p'-DDE and Total DDT concentrations were relatively low at sample locations near the 90-inch east (BA8BC) and 120-inch (BA9C) outfalls.

3.2.3 PCBs in High-resolution Water Grabs

Total PCB concentrations in water along the 150-meter, 60-meter, and 40-meter isobaths are presented in Tables 3-11, 3-12, and 3-13, respectively. PCB concentrations in the water column at each sample location are presented on Figure 3-10. Vertical depth profiles of Total PCBs at each sample location are presented in Appendix O. One or more PCB congeners were detected in each depth interval for the entire data set, as follows:

- 16 out of 34 samples collected 5 meters below the water surface; an additional six detected results are categorized as suspect.
- 22 out of 34 samples collected at the mid-column depth; an additional six detected results are categorized as suspect.
- 24 out of 34 samples collected 5 meters above the sediment surface; an additional five detected results are categorized as suspect.

Unlike the 2015 sampling event (Gilbane, 2018), PCBs were not detected in as many samples (40 out of 102) in 2022. At least two PCB congeners were detected in every water sample collected in 2015. Total PCB concentrations in 2022 ranged from below detection to 69 pg/L in BA6BC-WO95 (average of field replicate results).

Total PCB concentration trends with depth were more variable than p,p'-DDE and Total DDT trends. At about half of the locations, the highest concentration was measured in the deepest sample. The highest concentrations were measured at about 15 percent of the locations each for the shallow and mid-depth samples, and the remaining samples had nondetect results in all depths. For the detected Total PCB concentrations, the deep, mid-depth, and shallow samples averaged about 11, 2.0, and 2.3 pg/L, respectively.

PCB concentrations were highest along the BA5 and BA6 transects. The highest concentrations were measured in the deepest samples collected from locations BA6BC, BA5DC, and BA6C. BA6BC, where the highest concentration was measured (69 pg/L), is downgradient from the west 90-inch outfall. These locations are different from the locations with the highest p,p'-DDE and Total DDT concentrations (BA5B and BA7C); however, the BA5 and BA6 transects had elevated concentrations in the deepest samples for PCBs, p,p'-DDE, and Total DDTs.

3.2.4 DDTs and PCBs in Passive Sampling Devices

PSD results are discussed in detail in Appendix C. PSD results are summarized and compared to high-resolution water grab sample results in this section. Total DDT concentrations[7] ranged from 0.006 to 9.9 ng/L for PEDs and from 0.042 to 2.8 ng/L for SPME samplers. DDT concentrations measured with PEDs and SPME samplers agreed within a factor of four on average, with no consistent bias observed between the two sampling methods. Consistent with high-resolution water grabs, p,p'-DDE contributed the most to the Total DDT concentration. Total PCB concentrations in PSDs ranged from less than 0.01 pg/L to 200 pg/L for PEDs and from less than 0.15 pg/L to 280 pg/L for SPME samplers. The highest Total DDT concentrations measured with PEDs were in the deepest samples from locations W2, BA5C, BA9DC, and BA3C. Similarly, the highest Total PCB concentrations measured with PEDs were in the deepest samples from locations BA5C, BA9DC, and BA3C. These locations did not have SPME sampler results for comparison.

Dissolved DDT and PCB concentrations in PSDs were highest in the bottom-depth samples near the sediment bed, and generally highest northwest of the of Sanitation Districts outfalls, consistent with the spatial distribution observed in high-resolution water grabs. Dissolved COC concentrations measured by PSDs were generally higher than concentrations measured in high-resolution water grabs from the same locations.

3.3 Fish

Results for fish are summarized in Tables 3-14 through 3-16 (skin-off fillets, wet-weight concentrations). Appendices J and K present the sample-specific results for DDTs and PCBs, respectively, on both a wet-weight and lipid-normalized basis. Sections 3.3.2 and 3.3.3 describe the results for DDTs and PCBs in fish tissue (skin-off fillets) on a wet-weight basis in two species: BSB and WC. Results by collection zone are also shown on a lipid-normalized basis.

A total of 285 fish was analyzed, representing 155 BSB and 130 WC. Thirty fish of each species were targeted from each EPA collection zone (Table 2-7), except for Zone 2, where 10 individuals of each species were targeted. WC were not targeted in Huntington Flats, and BSB were not targeted in Ventura Flats. Fish sample size goals were achieved in all zones, except for Zone 3, where 25 of the targeted 30 BSB were caught. Additionally, no WC were collected in the Ventura Flats zone in 2022 and 2023 because of unavoidable delays in obtaining a permit from CDFW.

Fish tissue lipid content was measured using the Bligh-Dyer method, and results are reported in Appendices J and K. The fillet tissue lipid analysis showed apparent differences between the two species. Fillet lipid content ranged from less than 1 percent to less than 2 percent (average 0.7 percent) in BSB. Fillet lipid content ranged from approximately 1 to 10 percent (average 3 percent) in WC.

[7] Results are PRC- and temperature-corrected.

3.3.1 Fish Data Quality Assessment

Data validation reports for fish tissue are provided in Appendix P. The data validation results indicate that project DQOs were met. The qualified data are of acceptable quality and are considered usable. All laboratory duplicates and laboratory blank analyses were with acceptable QC limits. No samples were rejected because of laboratory anomalies, and all site data analyzed are considered usable for evaluation and interpretation.

3.3.2 DDTs

The results for individual DDT-related chemicals are summarized as the summation of Total DDTs (Table 3-14) and Total DDT Compounds (Table 3-15). For summary totals, nondetects were assigned a value equal to the sample-specific reporting limit. One or more DDT isomers or degradation products were detected in fish tissue samples collected from every zone. The most commonly detected compounds include DDE (p,p'-DDE and o,p'-DDE) and p,p'-DDMU, which were detected in every sample analyzed (Appendix J).

3.3.2.1 Barred Sand Bass

Maximum Total DDT concentrations in BSB ranged from 208 µg/kg (Huntington Flats) to 874 µg/kg (Zone 2) (Table 3-14). The highest median and average concentrations were measured in BSB samples collected from Zone 2.

Total DDT Compounds in BSB followed a similar pattern to Total DDTs, with the greatest concentrations measured from fish collected from Zone 2, with a maximum concentration of 1,110 µg/kg. The BSB fish tissue concentrations show a strong relationship between paired concentrations of p,p'-DDMU and p,p'- DDE (R2 = 0.74) (Appendix S).

For both Total DDTs and Total DDT Compounds, BSB fish tissue concentrations are relatively higher at Zone 2 and Zone 1, with comparatively similar median concentrations among fish collected from the other zones (i.e., Redondo Flats, Zone 3, Breakwater Zone, and Huntington Flats) (Figure 3-11).

When the BSB Total DDTs and Total DDT Compounds tissue data are normalized to lipid content, the overall distribution of the data among collection zones (Figure 3-12) appears similar to the unnormalized data (Figure 3-11). The highest median concentrations of lipid-normalized Total DDTs are from fish collected from Zone 1, Zone 2, and Redondo Flats.

3.3.2.2 White Croaker

Maximum Total DDT concentrations in WC ranged from 48.2 µg/kg (Redondo Flats) to 8,720 µg/kg (Zone 1) (Table 3-14). Fish collected from Zone 1 had the highest maximum and average concentrations of both Total DDTs and Total DDT Compounds (maximum value of 12,700 µg/kg) (Tables 3-14 and 3-15). A strong relationship was again observed between paired concentrations p,p'-DDMU and p,p'-DDE (R2 = 0.91) in WC fillets (Appendix S).

In general, the greatest concentrations of both Total DDTs and Total DDT Compounds occur in WC collected from Zone 1, Zone 2, and Zone 3 (Figure 3-11). However, fish collected within these zones also have considerably larger ranges in measured concentrations compared to other zones, suggesting higher intraspecies variability compared to BSB (Tables 3-14 and 3-15).

Lipid-normalized DDTs show a similar pattern, with the highest median concentrations in WC collected from Zone 1, Zone 2, and Zone 3 (Figure 3-12).

3.3.3 PCBs

Total PCBs in fish tissue are represented as the sum of 46 PCB congeners (Table 3-16). For summary totals, nondetects for individual congeners were assigned a value equal to the sample-specific reporting limit. Individual congener concentrations measured in fish tissue are presented Appendix K.

3.3.3.1 Barred Sand Bass

Maximum Total PCB concentrations in BSB tissue ranged from 45.2 µg/kg (Zone 1) to 210 µg/kg (Zone 2) (Table 3-16). Average concentrations were also greatest in fish collected from Zone 2 (49.2 µg/kg); however, median concentrations were generally similar among zones with no apparent overall spatial pattern. The highest median concentrations measured were in fish collected from the northernmost zone, Redondo Flats, followed closely by Zone 2 (Table 3-16 and Figure 3-11).

BSB collected from Redondo Flats also had the greatest median lipid-normalized PCB concentration (Figure 3-12). Additionally, the lipid-normalized PCB concentrations appear to be more variable than the unnormalized results (Figure 3-11), with the maximum concentration measured in a fish collected from the Breakwater Zone. However, median lipid-normalized concentrations were generally similar among zones, similar to the unnormalized results.

3.3.3.2 White Croaker

WC had maximum Total PCB concentrations ranging from to 42.5 µg/kg (Redondo Flats) to 963 µg/kg (Zone 1) (Table 3-16). Average and median Total PCB WC tissue concentrations generally increased from north to south, from Redondo Flats to Zone 1, then decreased again at the Breakwater Zone (Figure 3-11). A similar pattern was observed in the lipid-normalized PCB concentrations (Figure 3-12).

3.3.4 Spatial Distribution of COCs in Fish

Fish tissue DDT and PCB concentrations for BSB and WC for each collection zone are shown on Figure 3-11 (wet-weight basis) and Figure 3-12 (lipid-normalized basis). To assess differences among the collection zones, statistical comparisons were performed using an analysis of variance approach using the Kruskal-Wallis test with Dunn's method for multiple comparisons (Table 3-17). Tissue concentrations were log-transformed prior to statistical analysis.

3.3.4.1 DDTs

For BSB, fish caught in collection zones nearest to the Sanitation Districts outfall diffusers (i.e., Zones 1 and 2) had higher median and average tissue concentrations of Total DDTs and Total DDT Compounds compared to fish collected in other areas. Concentrations were generally similar among the other collection areas. Several BSB collected from Redondo Flats had high lipid-normalized concentrations compared to other collection zones. This may be because of very low lipid content in several BSB fillets from Redondo Flats (less than 0.1 percent), which may elevate the lipid-normalized results.

Statistically significant differences (adjusted p-value < 0.05) in Total DDT and Total DDT Compounds concentrations among collection zones are summarized in Table 3-17. BSB Total DDT wet-weight concentrations in Zones 1 and 2 were significantly different from one or more other zones; significant

differences were not identified among other collection zones. Similar patterns were observed in BSB Total DDT Compounds wet-weight concentrations, with significant differences observed between concentrations in Zones 1 and 2, and one or more other zones.

When the BSB data are lipid normalized, concentrations of Total DDTs and Total DDT Compounds among zones become more similar. The only statistically significant differences were for Huntington Flats versus Redondo Flats (Total DDT and Total DDT Compounds) and Huntington Flats versus Zone 2 (Total DDT Compounds) (Table 3-17).

In general, elevated wet-weight concentrations of Total DDTs and Total DDT Compound in BSB are limited to Zone 2 and Zone 1, compared to Huntington Flats, which is a known spawning ground for BSB. While individual fish migrating from the PV Shelf or the Ports of Los Angeles and Long Beach to Huntington Flats to spawn may have higher DDT loads (ITSI Gilbane and CDM Smith, 2013), the 2022-2023 BSB results suggest that the local potential exposure of BSB to DDTs at Huntington Flats is relatively low, even when the lipid content of the fish is considered. Additionally, BSB collected from Breakwater Zone and Zone 3 do not appear to have elevated exposure to DDT compared to BSB collected from Huntington Flats as either the wet-weight or lipid-normalized concentrations.

For WC, fish tissue Total DDT wet-weight concentrations were more dissimilar among collection zones compared to BSB. Total DDT concentrations were not significantly different between Zones 1 and 2, or between Zones 2 and 3 (Table 3-17). All other pairwise comparisons identified statistically significant differences among the other collection zones. The same pattern was also generally observed when comparing Total DDT Compounds wet-weight concentrations among collection zones (Table 3-17). The same collection zone comparisons were also statistically significant for lipid-normalized results, except for Zone 1 versus Zone 3, where Total DDT and Total DDT Compounds were only statistically different for the wet-weight concentrations (not the lipid-normalized).

3.3.4.2 PCBs

For BSB, the maximum wet-weight concentrations of Total PCBs were observed in fish collected from Zone 2. Mean concentrations were generally similar among the other collection zones. Although Zone 2 had the highest wet-weight concentrations of Total PCBs in BSB, these concentrations were only statistically different compared to concentrations in Zone 1 and the Breakwater Zone (Table 3-17). None of the collection zones appeared to have statistically elevated BSB Total PCB wet-weight concentrations compared to Huntington Flats, which is a known spawning ground for BSB. For lipid-normalized data, only Redondo Flats appeared to have concentrations different than other zones, including the Breakwater Zone, Huntington Flats, Zone 1, and Zone 3 (Table 3-17). As described above for DDTs, elevated lipid-normalized PCB concentrations in BSB from Redondo Flats may be driven by a several individual fillets with very low lipid content.

For WC, Total PCBs were generally more dissimilar among collection zones compared to BSB. Wet-weight tissue concentrations in fish collected from Zones 1, 2, and 3 were significantly different compared to one or more of the other collection zones (Table 3-17). These same patterns were seen in the comparisons using the lipid-normalized results (Table 3-17).

4. Discussion

This section discusses the results for each of the environmental media (i.e., sediment, water, and fish) and addresses the project objectives identified in Section 1.4.

4.1 Sediment

The objectives of the second MNR sediment sampling program are as follows:

- Determine whether COC concentrations and masses in the sediment bed are decreasing (i.e., is there a discernible trend of recovery?).
- Determine whether the post-capping projections provided in the IROD have been met, as they were in the first MNR study (Gilbane, 2018).

The first objective was addressed by evaluating temporal trends in the dimensions of the EA sediment bed, spatial distribution of COCs, and average COC concentration and mass based on the 2009, 2013, and 2022 data sets. The second objective was addressed by comparing the average Total DDTs (OC-normalized) and average Total PCBS (short list) (OC-normalized) concentrations in the 0- to 8-cm depth interval for the 2022 data set to the cleanup levels provided in the IROD (EPA, 2009b).

4.1.1 Dimensions of the Effluent-affected Sediment Bed

Based on the COC distributions shown on Figures 3-2 through 3-7, the EA deposit within the PV Shelf study area covers an area that extends in the along-shelf direction from approximately 3,000 meters southeast of the 120-inch (southernmost) outfall to approximately 8,000 meters northwest of the northernmost outfall, and in the cross-shelf direction from about the 40-meter isobath to past the shelf break. As was done for the 2009 and 2013 data sets, the EA bed thickness was assumed to be equal to the sediment core length. For the 2022 data set, the EA layer represented by the EVS geostatistical model has an estimated volume of 15.2 km^3, which is within 5 percent of the 14.5-km^3 volume modeled in 2009 and 2013 (Gilbane, 2018). The difference in volume is assumed to be within the uncertainty of the estimates.

Figure 4-1 shows the recovered core lengths in 2009, 2013, and 2022 along the 40-, 60-, and 150-meter isobaths. Temporal trends in core lengths at individual locations are variable; cores show consistent increases or decreases in length at some locations, but no regional trends are apparent. The recovered core lengths provide only an approximation of EA bed thickness because in some cases the gravity corer may have over-penetrated into the underlying native sediment, or under-penetrated and incompletely recovered the EA layer. Additionally, the precise depth of the base of the EA layer can be difficult to discern using bulk density, TOC, and COC concentration profiles because the contact with underlying native sediment is commonly gradational. Thus, changes in EA layer thickness over time cannot be reliably quantified from the recovered core length data because of the confounding influence of potential sampling artifacts and local spatial variability.

Bulk density data suggest that the EA deposit is consolidating over time. Figure 4-2 (top panel) shows the distribution of bulk density measurements within the EVS model domain in 2009, 2013, and 2022. Bulk density in 2009 and 2013 was similar, with median values of 1.55 and 1.56 g/cm^3, respectively. The difference between 2009 and 2013 median bulk densities was not statistically significant ($p > 0.05$). In 2022, the distribution shifted to higher densities, with a median value of 1.63 g/cm^3. The difference in 2022 median bulk density was statistically significant compared to both 2009 and 2013 ($p < 0.05$).

Appendix Q presents profiles of bulk density, Total DDTs, Total DDT Compounds, and Total PCBs (short list) in 2009, 2013, and 2022 at each core location (depth versus COC concentration). When natural recovery through burial (i.e., net sediment deposition) occurs, subsurface peak COC concentrations typically shift downward over time. While some core profiles show evidence of gradual burial, most profiles are variable. Various factors and processes influence the shapes of the core profiles, including spatial heterogeneity (i.e., cores are not collected at exactly the same location in each sample event), consolidation of the sediment bed, variations in net sediment deposition rate, and the effects of other fate and transport processes such as chemical transformation and sediment mixing and transport. Further analysis of the core data using methods that compensate for the effects of compaction would facilitate comparison of subsurface peaks at the same location over time, as shown in Eganhouse et al. (2000).

4.1.2 Temporal Trends

This section discusses temporal trends in the spatial distribution of COCs and average COC mass and concentration, and briefly describes the processes contributing to changes in COC concentration and mass.

4.1.2.1 Temporal Trends in Spatial Distribution of Contaminants

Figure 4-3 presents the changes in concentrations of Total DDTs in the 0- to 8-cm depth interval for the 2009, 2013, and 2022 data sets as mapped using the optimized geostatistical modeling methodology (Section 3.1.4). Figure 4-4 presents the profile of Total DDTs in subsurface sediment along the 60-meter isobath. Figures 4-5 through 4-8 present the analogous plan view maps and profiles for Total PCBs (short list) and Total PCBs (expanded list).

Consistent with the findings of the First MNR Report (Gilbane, 2018), concentrations of Total DDTs and Total PCBs (short list) show overall increases from 2009 to 2013 for most of the study area. The First MNR Report identified the following factors as potentially contributing to the apparent increase: lower achieved reporting limits for the 2013 data set relative to 2009, uncertainties in the chemical analysis, and spatial heterogeneity of the sediment deposit. An overall decrease is observed from 2013 to 2022 for both Total DDT and Total PCB (short list and expanded list) concentrations in surface and subsurface sediment, with the greatest differences in the areas with the highest concentrations (i.e., the hot spot associated with the outfall diffusers).

Figures 4-9 and 4-10 show concentrations of Total DDTs and Total PCBs (short list), respectively, in the 0- to 2-cm sampling interval in 2002/2004, 2009, 2013, and 2022.[8] For the top 2 cm of the sediment bed, concentrations of both Total DDTs and Total PCBs (short list) have declined substantially since 2002/2004, particularly near the outfall diffusers. Declining concentrations from 2013 to 2022 for both Total DDTs and Total PCBs (short list) are evident.

4.1.2.2 Temporal Trends in Average Concentrations and Mass of Contaminants

Figure 4-11 shows the average Total DDT and Total PCB concentration and mass estimates for the full geostatistical model domain for both the previous and optimized modeling methodologies. Both sets of results show the same trends: increasing mass and concentration from 2009 to 2013, and decreasing mass and concentration from 2013 to 2022; however, the concentration and mass estimates are higher using the optimized methodology. For both methodologies, the average concentrations and masses were higher in 2022 than in 2009. This finding confirms that the concentrations measured in 2009 were unusually low.

[8] The 2002/2004 panel was derived from the Remedial Investigation Report (EPA, 2007).

Figure 4-12 shows the average Total DDT and Total PCB concentrations based on the optimized modeling methodology for the 0- to 8-cm depth interval compared to the full model domain (A plots), and the OA compared to the results for the full model domain (B plots). The average concentrations and masses for the 0- to 8-cm depth interval and the OA are consistently lower and higher, respectively, than the estimates for the full model domain. The magnitudes of change, represented by the slopes of the lines on the plots, are not substantially different for the subareas compared to the full model domain.

Table 4-1 presents the change in average COC concentrations from 2013 to 2022, based on the previous and optimized modeling methodologies, and Table 4-2 presents the corresponding changes in COC mass. The model estimates indicate that average COC concentrations decrease for the full model domain as well as for the sub-areas (OA and the 0- to 8-cm depth interval). The magnitudes of the decreases range from less than 10 percent to more than 30 percent. The model estimates indicate that COC masses have also decreased, except for p,p'-DDE in the 0- to 8-cm depth interval shelf-wide and in the OA, which showed no change using optimized methodology (Table 4-2).

Table 4-3 lists a history of p,p'-DDE and Total PCB (short list) estimates for the PV Shelf since 1994. Although the estimates are not all directly comparable, the general trends confirm that p,p'-DDE and Total PCB (short list) masses have declined over time.

The decreases in average COC concentrations and mass from 2013 to 2022 reflect the combined effects of multiple contaminant fate and transport processes that may vary substantially in time and space. Some of the more significant processes are briefly described in the following text; however, their relative importance was not assessed as part of this study. Details are provided in the numerous reports and publications prepared by the U.S. Geological Survey and co-investigators to support the NRDA and subsequent remedial activities for the PV Shelf.

Burial or Erosion

The rate of sediment accumulation or erosion on the PV Shelf is determined by the balance between sediment supply and sediment resuspension and transport by waves and currents. The primary sources of sediment to the PV Shelf are erosion of coastal bluffs and the toe of the Portuguese Bend Landslide; other sources include river inputs and local biological production in the water column (Ferre et al., 2010). The particulate load from the Sanitation Districts' outfall discharges was historically significant but declined substantially in 1983 and again in 2002 with implementation of partial secondary and full secondary treatment, respectively. Suspended solids in outfall discharges remained stable from 2002 to 2020 (Sanitation Districts, 2022). If more sediment is transported into than out of an area over time, net deposition occurs and existing contaminated sediment is gradually buried. Net erosion occurs if transport out of an area over time is greater than the transport in, and buried contaminants can be exposed. COC concentrations in the top layer of sediments can be decreased (diluted) or increased (enriched) by deposition of cleaner (or more contaminated) material. If material transported into an area is less contaminated than material transported out of the area, COC concentrations in surface sediment will decrease, even without net erosion or deposition.

The PV Shelf is generally net depositional and the Sanitation Districts outfall discharges are no longer a source of contamination; thus, COC concentrations in newly deposited sediment are relatively low. Net sediment accumulation rates before the 1930s were less than 0.2 cm/year (Lee et al., 2002). Rates rapidly increased with elevated output from the Sanitation Districts' outfalls, and later, starting in the late 1950s, from the Portuguese Bend Landslide. Net sediment accumulation rates after 1953 based on analysis of radioisotope tracers in cores from 4 sites on the PV Shelf range from 1.1 to 1.3 cm/year (Santschi et al., 2001).

Bioturbation

Animals that live on and within the seabed mix the surface sediment through locomotion, burrow excavation, and feeding activities. Bioturbation is most intense in the top several centimeters of the sediment bed and declines with increasing depth. Bioturbation can lead to the net transport of COCs upward or downward, depending on the COC concentration gradient in the sediment.

Molecular Diffusion

Molecular diffusion is the process by which solutes move from an area of higher concentration to an area of lower concentration. Dissolved-phase COCs in porewater of the sediment bed are transferred to the overlying water column via diffusion (Sherwood, 1994). Bioturbation facilitates the diffusion process.

Resuspension and Desorption

Contaminated surface sediments are resuspended by waves and currents and COCs are transferred to the overlying water column via desorption (Wiberg and Harris, 2002).

Chemical Transformation

Chemical transformation consists of changes to the chemical structure of the DDTs and PCBs. Results from several studies on PV Shelf sediment indicate that, under certain conditions, p,p'-DDE, which is the most abundant DDT compound on the PV Shelf, may be dechlorinated to form p,p'-DDMU and possibly other compounds (Eganhouse and Pontolillo, 2008; Eganhouse et al., 2016). Transformation processes are complex and are influenced by factors such as vertical and lateral variability in COC concentrations, changes in sediment geochemistry, presence or absence of specific types of microbes, varied reaction kinetics, and potential changes in transformation rates over time.

Figure 4-13 shows the average ratios of p,p'-DDE and p,p'-DDMU to Total DDT Compounds in surface (0 to 8 cm) and subsurface sediment samples collected in 2009, 2013, and 2022 in the OA and areas outside the OA (referred to as farfield). The top plot shows that the average ratios of p,p'-DDE to Total DDT Compounds declined in all sample groups except surface sediment at the farfield locations, where the ratio did not appreciably change from 2013 to 2022. The bottom plot shows that the average ratios of p,p'-DDMU increased in all sample groups. These trends suggest that chemical transformation of p,p'-DDE is occurring on the PV Shelf in both surface and subsurface sediment.

An analysis of the relative abundance of PCB congeners in sediment cores from one location on the PV Shelf found no evidence of PCB dechlorination (Eganhouse et al., 2000, Eganhouse and Pontolillo, 2008). PCB transformation was not investigated further as part of the second MNR study.

4.1.3 Comparison to Cleanup Goals

The IROD established the following objectives for the interim isolation cap:

- The mean DDT concentration in surface sediment on the shelf will be reduced from 150 mg/kg OC to 78 mg/kg OC (in combination with MNR, the interim cleanup level of 46 mg/kg OC in surface sediment would be reached within 5 years of cap placement).
- Mean PCB (short list) concentrations in shelf surface sediment will be reduced to the cleanup level of 7 mg/kg OC.

As shown in Table 3-6, the average concentration of Total DDTs in the 0- to 8-cm depth interval was 67 mg/kg OC (67,000 µg/kg OC) for the 2022 data set. This value is lower than the interim cap placement objective of 78 mg/kg OC and above the interim cleanup level of 46 mg/kg OC. The average Total PCBs (short list) concentration in the 0-to 8-cm depth interval is 4.8 mg/kg OC (4,800 µg/kg OC), which is lower than the interim cleanup level of 7 mg/kg OC.

4.1.4 Uncertainties and Possible Sources of Error – Sediment

This section discusses uncertainties and possible sources of error related to the collection and analysis of sediment data. Of the factors discussed in the following text, the uncertainties associated with the spatial resolution of the core data and the geostatistical model have the greatest influence on remedial decision making because it is not known whether the declines in average COC concentrations from 2013 to 2022 shown in Table 4-1 reasonably represent long-term recovery rates on the PV Shelf. The focused feasibility study will evaluate a range of remedial alternatives to develop a final remedy for the PV Shelf, including continued MNR. Thus, the uncertainty in long-term recovery rates will need to be considered when estimating the time needed to achieve RAOs through MNR.

The targeted analytical methods used for this study do not identify all possible DDT-related compounds in sediment. However, data for additional non-targeted DDT breakdown products are not critical for monitoring temporal trends in COC concentrations, updating risk assessments, and developing and evaluating remedial alternatives for PV Shelf sediment.

4.1.4.1 Coring Procedure

As discussed in the First MNR Report (Gilbane, 2018) and in Section 4.1.1, there are limitations inherent in collecting complete, undisturbed cores of a layered low-density (soft bottom) seabed at the water depths present at the PV Shelf. Video recordings from a camera mounted on the coring device in 2013 showed no evidence of surficial sediment blowoff (movement of sediment ahead of core impact) or of sediment escaping from the coring device at impact. The use of an inclinometer ensured that cores accepted for processing were collected vertically. The use of core acceptance criteria (Section 2.1.4) also facilitated the collection of high-quality cores. The coring procedures and QC measures produce the highest quality possible data set that is technically feasible given the site conditions. Additionally, the use of the same sampling methodology in the 2009, 2013 and 2022 sampling events minimizes uncertainties or errors potentially attributable to the sampling method.

4.1.4.2 Spatial Uncertainty

The spatial resolution of coring for the shelf-wide sampling was 33 cores over a modeled area of 29.6 km^2, for an average sampling density of one core per 0.9 km^2. At the OA, the coring resolution (including the shelf-wide cores from Sanitation Districts Transects 6 through 9) was 50 cores over a modeled area of 11 km^2, correlating to one core per 0.2 km^2. The uncertainty associated with the characterization of sediment COC concentrations is greater outside of the OA, where the sampling density is lower.

Field replicate cores provide an indication of spatial variability on a location-specific basis. Spatial heterogeneity is an inherent characteristic of contaminated sediments; thus, differences in COC concentrations between field replicate cores are expected, and the results provide site-specific estimates of local variability. Replicate cores were collected at three shelf-wide and seven OA locations (Tables 2-1

and 2-2). The average relative percent difference (RPD) between COC concentrations in samples from parent and field replicate cores were as follows:

- Total DDTs: 62 percent (57 percent for shelf-wide cores and 63 percent for OA cores)
- Total DDT Compounds: 65 percent (55 percent for shelf-wide cores and 68 percent for OA cores)
- Total PCBs (short list): 60 percent (56 percent for shelf-wide cores and 61 percent for OA cores)
- Total PCBs (expanded list): 60 percent (56 percent for shelf-wide cores and 61 percent for OA cores)

The uncertainty associated with differences between field replicate COC concentrations is not explicitly considered in the geostatistical model. Geostatistical model uncertainties are discussed further in the text that follows. Field replicate results are summarized in Appendix R.

4.1.4.3 Laboratory Uncertainty

Inter-laboratory differences are a potential source of uncertainty in analytical results. Uncertainties and potential errors that could be attributable to laboratory uncertainty were minimized by using the same methods and analytical laboratories that were used for the baseline and first MNR sampling events. The concentrations for target PCB congeners in sediment that are reported with co-eluting non-target congeners are uncertain. For this sampling event, two target congeners had co-eluting non-target congeners (Appendix G), and the reported concentrations for these target congeners may be biased high.

4.1.4.4 Uncertainties in the Geostatistical Model

Appendix D provides a detailed description of the EVS geostatistical modeling effort used to evaluate the 2009, 2013 and 2022 sediment data sets. The model outputs included values for spatial average COC concentrations (dry weight and OC-normalized) and values for COC mass. The kriging algorithm used in EVS can determine the expected error or standard deviation at each estimated point in the model grid; however, it does not provide an estimate of the uncertainty in the spatial average concentration and mass over the model domain. Application of other types of geostatistical methods would be required to estimate the uncertainty in the spatial average concentration and mass estimates. However, descriptive statistics for the 0- to 8-cm depth interval data set presented in Table 4-4 provide an indication of the variability in the measured sediment COC concentrations used to develop spatial average concentrations in the biologically active zone for Total DDTs and Total PCBs (short list).

4.2 Water

The objectives of the second MNR high-resolution water grab sampling program are as follows:

1) Collect depth-discrete samples for high-resolution, low-concentration analysis of DDTs and PCBs to assess vertical concentration profiles above the PV Shelf study area.
2) Assess the effectiveness of MNR in reducing COC concentrations in the water column, and assess progress toward attainment of AWQC provided in the IROD.
3) Examine relationships between the sediment, water column (including PSD results), and fish tissue data.

The first objective was addressed by evaluating spatial trends in the high-resolution water sample results, as presented in Sections 3.2.2 and 3.2.3. The horizonal and vertical distributions of p,p'-DDE and Total DDTs overall were consistent with the patterns seen in 2013. At most locations p,p'-DDE and Total DDT concentrations increase with depth (e.g., the BA6, BA7, and BA9 transect locations; Figures 3-8 and 3-9). Total PCB concentration trends with depth were more variable than p,p'-DDE and Total DDT trends; at about half of the locations, the highest concentration was measured in the deepest sample (e.g., locations

BA6B and BA6C, Figure 3-10). The highest p,p'-DDE, Total DDT and Total PCB concentrations were generally observed in the deepest samples northwest of the outfall diffusers (Figure 3-10). The second objective was addressed by evaluating changes in COC concentrations in water from 2013 to 2022 (Section 4.2.1) and comparing 2022 results to the AWQC provided in the IROD (EPA, 2009b) (Section 4.2.2). The third objective is addressed in Section 5.

The objectives of the second MNR PSD sampling program are as follows:

- Measure the dissolved concentrations of DDTs and PCBs at different water column depths and along a spatial gradient away from the highly contaminated zone and at stations up-current of the most highly contaminated sediment.
- Identify temporal trends in COC concentrations in the water column of the PV Shelf.

The first objective was addressed by evaluating spatial trends in the PSD sample results, as presented in Section 3.2.4. In general, Total DDT and Total PCB concentrations increased with depth. The sample locations with the highest concentrations were near, or downgradient of, the outfall area. The lowest concentrations were measured at the upgradient location T11. The second objective was addressed by evaluating changes in COC concentrations in PSDs from 2010 to 2022 (Section 4.2.3).

4.2.1 Temporal Trends in High-resolution Water Grab Sample Results

Figures 4-14, 4-15, and 4-16 present the changes in COC concentrations from 2015 to 2022 for p,p'-DDE, Total DDTs, and Total PCBs, respectively. The results are categorized as increased, decreased, or no change, as follows:

- Decreased: greater than 50 percent decrease in concentration from 2015 to 2022, or result was detected in 2015 and nondetect in 2022
- Increased: greater than 50 percent increase in concentration from 2015 to 2022, or result was nondetect in 2015 and detected in 2022 above the median 2015 reporting limit
- No change: less than 50 percent increase or decrease from 2015 to 2022, or result was nondetect in 2015 and detected in 2022 below the median 2015 reporting limit

These categories were chosen based on the average RPD or relative standard deviation (RSD) between replicate samples in the 2015 and 2022 data sets. The average RPD/RSD was 34 percent for p,p'-DDE, 40 percent for Total DDTs, and 42 percent for Total PCBs for replicates with detected concentrations in all samples, excluding suspect results in the 2022 data set. The value of 50 percent was chosen as a reasonable benchmark for identifying changes in concentrations.

The p,p'-DDE concentrations in water have generally declined or show no change. Concentrations in shallow, -mid-depth, and deep samples either declined or showed no change in 93 percent, 95 percent, and 77 percent of samples, respectively. Total DDT concentrations have also generally declined or show no trend. Concentrations of Total DDTs in shallow, mid-depth, and deep samples either declined or showed no change in 95 percent, 93 percent, and 80 percent of samples, respectively. Total PCB concentrations have also generally declined. Total PCB concentrations in shallow, mid-depth, and deep samples have declined in 94 percent, 97 percent, and 94 percent of samples, respectively (excluding suspect results).

The transects with the highest p,p'-DDE concentration shifted slightly from BA6, BA7, and BA8 in 2015 to BA5, BA6, and BA7 in 2022. The transects with the highest Total DDT concentrations shifted slightly from BA4, BA6, and BA7 in 2015 to BA5, BA6, and BA7 in 2022. The transects with the highest Total PCB concentrations shifted slightly from BA4, BA6, BA7, and BA8 in 2015 to BA5 and BA6 in 2022. Apart from transect BA4, these locations are all within or downgradient of the outfall diffusers.

4.2.2 Comparison to Cleanup Goals

For assessing possible risks to human and ecological health resulting from exposure to COCs in the water column, sample results were compared to applicable cleanup levels on a point-by-point basis.
The 2009 IROD established cleanup goals for DDTs and PCBs in water, citing EPA's AWQC in effect at that time.[9] The IROD AWQC as they apply to DDT-related compounds at the PV Shelf are as follows:

- The human health AWQC is 0.22 ng/L for p,p'-DDE.
- The ecological (saltwater aquatic life) AWQC is 1 ng/L for Total DDTs.

The IROD AWQC as they apply to PCBs at the PV Shelf are as follows:

- The human health AWQC is 0.064 ng/L (64 pg/L) for Total PCBs.
- The ecological (saltwater aquatic life) AWQC is 30 ng/L (30,000 pg/L) for Total PCBs.

In the 2022 data set, there are no exceedances of the human health AWQC for p,p'-DDE (0.22 ng/L) in the shallow samples. There is one exceedance in the mid-depth samples and 19 exceedances in the deep samples. There are no exceedances of the ecological AWQC for total DDTs (1 ng/L).

There are no exceedances of the ecological AWQC for total PCBs (30,000 pg/L). If the suspect PCB-44/47/65 and PCB-208 results are excluded from the comparison, there are exceedances of the human health AWQC in two of the deep samples (BA5DC and BA6BC).

4.2.3 Temporal Trends in Passive Sampling Device Results

Comparisons of dissolved Total DDT concentrations measured with PSDs in 2010, 2013, and 2022 are discussed in Appendix C and summarized in this section. For PEDs, results for near-bottom samplers were compared because of the loss of many near-surface samplers in 2010. Total DDT concentrations measured in the near-bottom PEDs in 2022 were generally within a factor of two of those measured in 2010 and 2013, except for stations BA9DC and W2, which were more than two times higher in 2022 than in 2013. SPME-determined concentrations in 2022 also were generally within a factor of two of those determined in 2010 and 2013. Overall, dissolved Total DDT concentrations in the water column as measured by PSDs do not show consistent temporal trends from 2010 to 2022.

4.2.4 Uncertainties and Possible Sources of Error – Water

This section discusses uncertainties and possible sources of error related to the collection and analysis of high-resolution grab sample and PSD water data. The combined effects of the uncertainties discussed in the following text make it difficult to discern temporal trends in surface water COC concentrations because the sample concentrations are low and influenced by multiple environmental, sampling, and analytical factors. However, COC concentrations in most of the high-resolution water grab samples were below the applicable AWQC, and the associated uncertainties are unlikely to influence remedial decision making.

[9] The p,p'-DDE human health AWQC was updated in 2015; none of the other criteria have been updated since the IROD.

4.2.4.1 Sampling Procedures

High-resolution water grab samples were collected using the same methodology that was used in the first MNR sampling event, which minimizes uncertainties introduced by sampling methodology. The 2022 samples were all collected in October; for the first MNR event, samples from all but three locations were collected in September 2015 and the samples from the remaining three locations were collected in March. Thus, the sampling program minimized potential differences attributable to seasonal variability. Because the high-resolution water grab samples represent a snapshot of conditions at the date and time of sampling, temporal differences potentially could arise from differences in oceanographic conditions at the time of sampling (e.g., temperature, salinity, suspended sediment concentrations).

PSDs measure COC concentrations in the water column integrated over the approximate 1-month deployment period. PSDs were deployed using the same methodology that was used in 2010 and 2013, with the addition of loading SPME fibers with PRCs in 2013 and 2022, thereby minimizing uncertainties introduced by the sampling methodology. PSDs were deployed in the same month (September) in 2010, 2013, and 2022, which minimizes potential variability attributable to seasonal differences.

4.2.4.2 Spatial Uncertainty

Field replicate samples provide an indication of spatial variability in water column COC concentrations on a location-specific basis. As with sediment, differences in water column COC concentrations between field replicate water samples are expected. Replicate water samples were collected at one depth interval at seven locations; three were duplicate samples and four were triplicate samples (Table 2-5). The average RPDs and RSDs between detected COC concentrations in samples from parent and field replicate water samples were as follows:

- Total DDTs: 40 percent
- Total DDT Compounds: 48 percent
- Total PCBs: 110 percent

As noted in Section 4.2.1, location-specific differences in COC concentrations from 2015 to 2022 were considered unchanged if the change was less than 50 percent. Field replicate results for high-resolution water grab samples are summarized in Appendix R.

For PSDs, the RSDs for individual DDT and PCB compounds in triplicate samplers ranged from 0 to 86 percent and averaged 27 percent for SPME samplers and 15 percent for PEDs (Appendix C). Average differences between PSD field replicates are lower than differences between grab sample field replicates because the PSDs integrate COC concentrations over the duration of the deployment period. As noted in Section 2.2.2.4, multiple PSDs were lost during sample retrieval and analysis, which increases uncertainty in the analysis of spatial and temporal trends.

4.2.4.3 Laboratory Uncertainty

The high-resolution water grab samples were filtered at the laboratory using the same methodology and filter size (0.7 µm) that was used for the first MNR event; thus, the dissolved concentrations reported for the first and second MNR events were derived the same way and are directly comparable.

The concentrations for target PCB congeners that are reported with co-eluting non-target congeners are uncertain. For this sampling event, 24 target congeners in water had co-eluting non-target congeners (Appendix I), and the reported concentrations for these target congeners may be biased high.

The potential presence of blank contamination introduces uncertainty into sample results that were not U-qualified because the sample concentration was greater than five times the blank concentration. PCB congener results for 18 samples are considered suspect because of the unusual occurrence of two analytes (Section 3.2.1); these results were excluded from the data evaluation.

As expected, PSDs had not reached equilibrium with the surrounding water at the time of retrieval. PRCs were used to correct for non-equilibrium conditions; however, as noted in the PSD Report (Appendix C), there are uncertainties associated with fractional equilibrium and the partition coefficients used to calculate water concentrations based on PSD concentrations.

4.3 Fish

The objectives of the second MNR fish sampling program are as follows:

- Determine the maximum and average concentrations of DDTs and PCBs in fish caught at and near the PV Shelf and assess COC trends over time.
- If COC concentrations in fish tissue have declined, determine whether the reductions in sediment COC concentrations correlate to reductions in fish tissue.
- Determine whether the isolation cap (as specified in the IROD [EPA, 2009b]) or other RAs will be essential to achieving fish cleanup goals, or whether fish cleanup goals have been achieved.

Maximum and average concentrations of DDTs and PCBs are summarized in Tables 3-14 through 3-16. COC trends over time and relationships between fish tissue and sediment COC concentrations are discussed in Section 4.3.1, and comparisons of fish tissue concentrations to IROD fish cleanup levels are discussed in Section 4.3.2.

4.3.1 Temporal Trends

To assess potential changes in fish tissue COC concentrations over time, the results from the 2022-2023 fish collection efforts were compared to results from fish collected for the first MNR study (Gilbane, 2018). Comparisons were not made to other historical data sets because these are not directly comparable from both a study design and chemical analysis perspective. Comparisons between 2014-2016 and 2022-2023 BSB and WC wet-weight and lipid-normalized tissue data were done using graphical depictions of the data distributions (Figure 4-17 and Figure 4-18) and pairwise Wilcoxon tests, grouped by collection zone (Table 4-5). Full statistical outputs are provided in Appendix S.

Overall for BSB, statistically significant reductions in DDTs and PCBs were consistently observed in the wet-weight and lipid-normalized data collected from Zone 1. This concurrence among the data types provides confidence that the reductions observed in BSB collected from Zone 1 reflect actual real-world reductions in tissue concentrations in the OA. There is more uncertainty in the conclusions for the other collection zones because the patterns and distribution of COC concentrations were less consistent across the two data types (wet-weight and lipid-normalized values).

For BSB, median wet-weight concentrations of Total DDTs decreased from 2014-2016 to 2022-2023 in all collection zones, except for Redondo Flats and Zone 3 (Figure 4-17). Wet-weight concentrations of Total DDT Compounds and Total PCBs show similar patterns, with decreased median concentrations at Huntington Flats, Breakwater Zone, and Zone 1, and slightly greater median values at Zone 2, Zone 3, and Redondo Flats. The observed increases at Zone 2, Zone 3, and Redondo Flats are also reflected in the lipid-normalized results (Figure 4-18).

The overall distributions of Total DDT and Total DDT Compound wet-weight concentrations for BSB appear to be decreasing at nearly all collection areas. When the fillet data are lipid normalized, the reduction in DDTs in Zone 1, and the increase in lipid-normalized DDTs at Redondo Flats is most apparent (Figure 4-17). When comparing the wet-weight concentrations across the two periods, significant differences were observed at Huntington Flats, Breakwater Zone, and Zone 1; although when the data are lipid-normalized, the reductions are only significant at Zone 1 (Table 4-5).

Concentrations of wet-weight Total PCBs appear to decrease in BSB collected from locations upgradient of the outfalls and at Zone 1 but slightly increase in collection areas downgradient of the outfalls (i.e., Zone 2, Zone 3, and Redondo Flats) (Figure 4-17). A similar pattern is observed in the lipid-normalized data with decreased concentrations at Zone 1, and increases at collection areas farther downgradient of the OA (Figure 4-18). The reductions in Total PCBs were statistically significant at Zone 1 in both the wet-weight and lipid-normalized data.

For WC, the most apparent reductions in wet-weight and lipid-normalized DDT concentrations between the two time points were observed in Redondo Flats and the Breakwater Zone (Figures 4-17 and 4-18, respectively). These reductions were statistically significant for both the measured and lipid-normalized results (Table 4-5). A statistically significant increase in wet-weight DDT concentrations was observed at Zone 1; however, these differences were not significant when the data were lipid-normalized (Table 4-5).

Median Total PCB wet-weight concentrations in WC were elevated in all collection zones in 2022-2023, with the exception of Redondo Flats (Figure 4-17); this same general pattern is also reflected in the lipid-normalized data (Figure 4-18). The differences in PCBs between time points were statistically significant for both wet-weight and lipid-normalized data for Breakwater Zone (increase), Zone 1 (increase), and Redondo Flat (decrease).

The overall reductions in COC concentrations in BSB tissue at Zone 1 may be related to the reduction of COCs in the PV Shelf sediment between 2013 and 2022 (Tables 4-1 and 4-2). However, WC appear to be less sensitive to the reductions in sediment COC concentrations because COC concentrations in tissue have not markedly decreased at Zones 1, 2, and 3. For example, despite a greater than 20 percent estimated reduction in PCB concentrations in surface sediment shelf-wide since 2013 (Table 4-1), median wet-weight WC PCB concentrations only decreased at one of the five collection areas (Redondo Flats).

This is not unexpected given WC's wider home range and mobility, and evidence of their apparent low site fidelity to the Sanitation Districts outfall area (Lowe, 2013; Wolfe and Lowe, 2015). WC are known to intensely utilize small areas with preferred prey availability (e.g., polychaetes), and then move on to other areas when those resources are depleted or less favorable (Ahr et al., 2015; Farris et al., 2016). This nomadic behavior makes it challenging to relate tissue concentrations with sediment concentrations within the area the fish were collected. The Sanitation Districts' outfalls may provide preferable foraging or refuging habitat for WC, but fish collected from these areas likely represent both transient individuals and foraging or refuging individuals (Lowe, 2013). Predictors for WC habitat selection include areas with higher densities of polychaetes, high OC content, and smaller grain size (Ahr et al., 2015; Farris et al., 2016). Fine grained, organically rich material also likely represent areas of higher COC concentrations compared to other habitat types, and WC migrate to and from these specific areas over their whole foraging range. For example, WC collected from the PVS have been observed emigrating to Los Angeles Harbor and Long Beach Harbor and immigrating back to the PVS (Wolfe and Lowe, 2015). Thus, WC may have elevated exposure to COCs relative to other species because of their preferred prey and habitat characteristics, and concentrations of COCs in WC likely represent their exposure over their whole foraging range, including areas outside of the PV Shelf. BSB, which have been shown to have higher site fidelity, are likely to be more sensitive to changes in collection zone–specific changes in sediment COC

concentrations and have tissue concentrations that reflect the sediment concentrations in areas where they were collected.

4.3.2 Comparison to Cleanup Levels

The IROD established the following cleanup goals for protection of human health from ingestion of WC (the IROD did not establish cleanup goals for ingestion of BSB):

- For DDTs, 400 µg/kg
- For PCBs, 70 µg/kg

For the PV Shelf, the adopted approach is to derive a representative EPC specific to each EPA fish collection area. For this data set, for each collection area, ProUCL software (Version 5.2) was used to calculate the 95 percent upper confidence limit (UCL) on the mean concentration; this value is regarded as the area-specific EPC. The use of the 95 percent UCL on the mean is widely recognized as a conservative estimate for representing an EPC. This approach is recommended when conducting quantitative exposure assessments of contaminants in environmental media, including fish tissue (EPA, 1989), and has been applied for the ICs program at the PV Shelf (Gilbane, 2016, 2017).

WC tissue Total DDT EPCs exceeded the IROD cleanup level at Zones 1, 2, and 3 (Table 3-14). The Total DDT EPCs in these zones were the greatest for fish collected from Zone 2 (3,520 µg/kg), and lowest for fish collected from Zone 3 (534 µg/kg). Total DDT EPCs for WC collected from Redondo Flats and the Breakwater Zone were below the IROD cleanup level.

For Total PCBs, WC tissue EPCs exceeded the IROD cleanup level at Zones 1, 2, and 3, and the Breakwater Zone (Table 3-16). Similar to the EPC for Total DDTs, the EPC for Total PCBs was greatest in Zone 1 (317 µg/kg). The Total PCB EPC for WC collected from Redondo Flats is below the IROD cleanup level.

Thus, the fish cleanup levels provided in the IROD have not yet been achieved across the PV Shelf. While the isolation cap described in the IROD may not be needed based on evaluation of sediment COC concentrations (Section 4.1.3), additional remedial action may be needed to achieve fish tissue cleanup levels.

4.3.3 Uncertainties and Possible Sources of Error

This section discusses uncertainties and possible sources of error related to the collection and analysis of fish data. The combined effects of the uncertainties discussed in the following text complicate the analysis of temporal trends in fish tissue because COC concentrations are influenced by exposure over the fishes' entire life until the point of capture, and also reflect some level of natural biological sensitivity and variability. Overall, the fish tissue concentrations reflect regional trends in the COC levels but are more uncertain when trying to extrapolate to collection zone–specific changes in COCs.

The targeted analytical methods used for this study do not identify all possible DDT-related compounds in fish. However, data for additional non-targeted DDT breakdown products are not critical for monitoring temporal trends in fish tissue COC concentrations and updating the human health and ecological risk assessments for the PV Shelf.

4.3.3.1 Sampling Procedures

The fish sampling design has an inherent and unknown degree of uncertainty because the environments to which each fish collected has been exposed over its life span are not ascertained. It is impossible to know

where a fish has travelled, what its feeding habits are, and where it has received its contaminant body burden. Further, it is not possible to determine the degree to which direct sediment contaminant exposure has occurred for each fish.

A variety of fish lengths and weights were measured in each species. Fish tend to absorb contaminants throughout their lifetimes. Observed differences in fish tissue concentrations between the first MNR (Gilbane, 2018) and the second MNR studies could potentially be influenced by differences in age or size classes of the fish collected in the two studies. Comparisons of the distribution of standard length and weight between the fish caught in the two studies are presented in Appendix S. In general, lengths and weights were more similar among collection zones and studies for BSB, compared to WC. Relationships between length and weight are also compared to wet-weight and lipid-normalized DDT and PCB fish tissue concentrations (Appendix S). For BSB, there is little to no relationship between fish length or weight with fillet COC concentrations (both wet weight and lipid normalized) for either MNR study. For WC, COC concentrations show moderate relationships with length and weight ($R^2 > 0.5$) for fish collected from 2014 through 2016, but no relationship for fish collected in 2022 and 2023. Overall, while differences in weight and length contribute to uncertainty in the temporal evaluation, they are unlikely to fully account for differences in wet-weight or lipid-normalized COC fillet concentrations between the two studies.

Fish samples were prepared as skin-off fillets, and estimated concentrations in whole fish were not evaluated as part of the MNR study. Whole-body fish tissue data are being evaluated in the human health and ecological risk assessment updates.

4.3.3.2 Spatial Uncertainty

The actual collection locations for BSB and WC were collected outside the designated boundaries of the planned 5-km by 1-km collection areas, indicated on Figure 2-6b. This is most apparent for BSB and WC collected outside the Breakwater Zone, and for BSB collected outside the Huntington Flats zone. At other zones, while individual BSB or WC were collected outside their proposed collection area boundaries, they were closer to the proposed collection area (Figure 2-6b). All fish collection locations were recorded and are included in Table 2-8.

4.3.3.3 Laboratory Uncertainty

The fish tissue samples were analyzed at the laboratory using the same methodology that was used for the first MNR event; thus, the tissue total COC concentrations reported for the first and second MNR events were derived the same way and are directly comparable.

5. Conclusions and Recommendations

This section presents the conclusions for this second MNR Report and provides recommendations for consideration in the next MNR study. Table 5-1 is a summary of compliance with IROD criteria, organized by medium.

5.1 Sediment

Sediment cores were retrieved successfully from 33 of 34 shelf-wide locations, and from 35 of 35 OA locations near the Sanitation Districts outfalls. More than 1,000 sediment samples generated from the cores were analyzed for geotechnical and chemical parameters. The sample design and the methods for core collection, core cutting, and sample testing were the same as those used for the baseline and first MNR sampling events (ITSI Gilbane and CDM, 2013; Gilbane, 2018), thereby reducing the uncertainties associated with assessing the progress and effectiveness of MNR.

The spatial distributions of DDTs and PCBs (short list and expanded list) estimated through geostatistical modeling are similar to the patterns reported for the 2009 and 2013 data sets, with the highest concentrations near the Sanitation Districts outfalls, and elevated concentrations extending to the northwest and to a lesser degree to the southeast of the outfalls. COC concentrations are typically higher in subsurface (buried) sediment than in the biologically active zone at the surface (top 8 cm). Although spatial patterns of COC concentrations in the EA deposit have not changed appreciably over time, average COC concentrations in surface sediment (0- to 8-cm depth interval) declined from 2013 to 2022. The apparent decreases from 2013 to 2022 are likely attributable to the net effect of multiple fate and transport processes, including deposition of relatively cleaner sediment supplied primarily by coastal erosion, resuspension and mixing by waves and currents, bioturbation, molecular diffusion, resuspension and desorption, and chemical transformation. The decreasing proportion of 4,4'-DDE and increasing proportion of 4,4'-DDMU to Total DDT Compound concentrations from 2009 to 2022 indicate that chemical transformation is occurring.

The First MNR Report (Gilbane, 2018) concluded that average COC concentrations and COC masses on the PV Shelf increased between 2009 and 2013, although the 2013 concentration and mass estimates were substantially lower than historical (pre-2009) estimates. The apparent increase between 2009 and 2013 was attributed to uncertainties in the sampling and analysis techniques, differences in geostatistical model assumptions, and in the demonstrated heterogeneity of the sediment deposit itself.

The average COC concentrations in 2022 for the 0- to 8-cm depth interval based on the geostatistical model were 67 mg/kg OC for Total DDTs and 4.8 mg/kg OC for Total PCBs (short list). These values are below the IROD post-capping projections of 78 mg/kg OC and 7 mg/kg OC for Total DDTs and Total PCBs (short list), respectively (Table 5-1). The average Total DDT and Total PCB (short list) concentrations for the 2009 and 2013 data sets were also below the IROD post-capping projections. The collective results of the 2009, 2013, and 2022 investigations suggest that the isolation cap component of the interim remedy may not be warranted. The 2022 average Total DDT concentration (67 mg/kg OC) is above the IROD interim and final cleanup levels (46 and 23 mg/kg OC, respectively), although it is about 32 percent lower than the 99-mg/kg OC average concentration derived from the 2013 data set.[10]

[10] The 2022 and 2013 averages are based on optimized modeling methodology. The average Total DDT concentrations for 2022 and 2013 based on the previous modeling methodology are 59 mg/kg OC and 85 mg/kg OC, respectively, representing a 31 percent decrease.

5.2 Water

Spatial distributions of DDTs and PCBs in the water column at the PV Shelf were evaluated using two methods:

- High-resolution water grab samples and analysis of filtered samples for eight DDT-related compounds and 46 PCB congeners.
- PSDs deployed in the water column for approximately 30 days. The PSDs were then retrieved and analyzed for eight DDT-related compounds and 44 PCB congeners, and PSD concentrations were then converted to dissolved water column concentrations integrated over the 1-month deployment period.

The spatial distributions of DDTs and PCBs in water are similar to those found in surface sediment, and the vertical concentration profiles at most sampling locations decreased with increasing distance from the seafloor. The comparison of 2022 high-resolution water sampling results to the 2013 results shows that Total DDT concentrations declined or showed no change in most of the samples, although concentrations increased by more than 50 percent in the near-bottom samples from three locations downgradient (northwest) of the outfalls (BA6B, BA6BC, and BA7C). Total PCB concentrations also declined or showed no change in most of the water samples. These findings are consistent with the generally declining COC concentrations in the 0- to 8-cm sediment depth interval. Total DDT concentrations based on PSD measurements are generally within a factor of two between 2010 and 2022 and do not show consistent evidence of declining concentrations in the water column.

Concentrations of dissolved-phase p,p'-DDE in high-resolution grab samples exceed the IROD cleanup level for human health at 20 locations, mostly in the near-bottom sample. Total PCB concentrations exceeded the IROD cleanup level for human health at two locations in near-bottom samples. The AWQC for ecological health for Total DDTs and Total PCBs were not exceeded in any sample.

5.3 Fish

A total of 285 specimens of two fish species (BSB and WC) was caught during 2022 and 2023 from six collection areas in the vicinity of PV Shelf. Concentrations of DDTs and PCBs in samples of fish tissue (skin-off fillets) were measured using the same methods that were used for the first MNR study. The distribution of DDT and PCB in both wet-weight and lipid-normalized concentrations showed generally higher concentrations in fish collected nearest to Sanitation Districts outfalls. Additionally, the EPCs for WC exceeded the IROD cleanup level for Total DDTs at Zones 1, 2, and 3, and for Total PCBs at Zones 1, 2, and 3, and the Breakwater Zone.

Concentrations of DDTs in BSB generally decreased among collection zones compared to fish captured and analyzed for the first MNR study (Gilbane, 2018), whereas changes in PCB concentrations were more variable. Differences in COC concentrations were most apparent in BSB collected from Zone 1, where statistically significant reductions of DDTs and PCBs were observed in both wet-weight and lipid-normalized concentrations. These declines in BSB fillet COC concentrations likely reflect the concurrent reduction in sediment COC concentrations in the immediate vicinity of the outfalls (Zone 1).

Similar general reductions in tissue concentrations over time, however, were not observed in WC. WC collected nearest to the outfalls (Zones 1, 2, and 3) did not show significant reductions in fillet COC concentrations compared to the first MNR study (Gilbane, 2018) in either the wet-weight or lipid-normalized results. The findings from the second MNR study suggest that there is no clear temporal relationship between sediment COC concentrations and WC fillet concentrations. WC display nomadic behavior and lower site fidelity than BSB and therefore are expected to have tissue concentrations that

reflect exposures over their entire home range, including areas outside of the PV Shelf. WC collected from each zone likely represent both transient individuals and foraging individuals, and given their mobility, WC may be less sensitive to, or reflective of, the temporal changes in sediment COC concentrations at the zones where they were collected.

Overall, these findings suggest that the elevated concentrations of COCs in sediment nearest to the outfalls contribute to the elevated concentrations observed in fish collected from these zones. However, this contribution is expected to decrease as sediment concentrations continue to decrease over time.

5.4 Recommendations for Future MNR Studies

Based on the results of the second MNR study, three recommendations have been identified for future monitoring events:

- Because of persistent challenges with successfully and safely collecting sediment cores at location BA7BC, EPA recommends developing evaluation criteria to determine whether the data from this location are critical and then deciding whether this location should be retained, abandoned, or replaced with a new location.
- The scope of the water column passive sampling component of the MNR program should be reconsidered given the sampler losses in 2010, 2013, and 2022.
- Planning for future monitoring studies should consider whether both species (BSB and WC) should be included, or whether BSB (or another species) is preferred. BSB display higher site fidelity and thus less uncertainty in the relationship between zone-specific sediment and fillet tissue COC concentrations than WC, which are nomadic.

5.5 Summary

Overall, levels of DDT and PCB contamination at the PV Shelf appear to be declining. COC concentrations in the 0- to 2-cm and 0- to 8-cm depth intervals of the sediment bed continue to improve, and concentrations in the 0- to 8-cm depth interval meet the IROD post-capping projections, even without the interim cap. COC concentrations in water are declining or show no measurable change at most locations. DDT and PCB concentrations in BSB appear to be declining in the immediate vicinity of the Sanitation Districts' outfalls (Zone 1), although similar reductions were not observed in WC. However, the average Total DDT concentration in sediment on the PV Shelf remains above the interim and final cleanup levels provided in the IROD, and COC concentrations in samples of water and fish exceed the IROD cleanup levels for both DDTs and PCBs. EPA will use the information provided by the second MNR study to develop final remedial alternatives for the PV Shelf.

6. References

Adams, R.G., R. Lohmann, L.A. Fernandez, J.K. MacFarlane, and P.M. Gschwend. 2007. "Polyethylene devices: Passive Samplers for Measuring Dissolved Hydrophobic Organic Compounds in Aquatic Environments." *Environmental Science & Technology*. Vol. 41(4). pp. 1317-1323.

Ahr, B., M. Farris, and C. G. Lowe. 2015. "Habitat Selection and Utilization of White Croaker (*Genyonemus lineatus*) in the Los Angeles and Long Beach Harbors and the Development of Predictive Habitat Use Models." *Marine Environmental Research*. Vol. 108. pp. 1-13.

Anchor QEA. 2009. *Palos Verdes Shelf Feasibility Study: Development of a Relationship Between Fish Tissue and Sediment Contaminant Concentrations.* Memorandum from D. Glaser, Anchor QEA to R. Lindfors, ITSI. April 27.

Bligh, E.G., and W.J. Dyer. 1959. "A Rapid Method of Total Lipid Extraction and Purification." *Canadian Journal of Biochemistry and Physiology*. August. Vol. 37(8). pp. 911-917.

California Department of Fish and Wildlife (CDFW). 1990. *Establishment of a Commercial Catch Ban Area for White Croaker on the Palos Verdes Shelf.* California Fish and Game Code § 7715(a) & (b); California Code of Regulations, Title 14, Section 104.

California Department of Fish and Wildlife (CDFW). 2021. Current California Ocean Recreational Fishing Regulations – Southern Region. June. 1. https://wildlife.ca.gov/Fishing/Ocean/Regulations/Fishing-Map/Southern.

California Department of Fish and Wildlife (CDFW). 2023. California Ocean Sport Fishing Regulations, 2023-2024, March 1, 2023 through February 29, 2024. March 1. https://nrm.dfg.ca.gov/FileHandler.ashx?DocumentID=199167&inline.

California Environmental Protection Agency/Office of Environmental Health Hazard Assessment (CalEPA/OEHHA). 2009. *Health Advisory and Safe Eating Guidelines for Fish from Coastal Areas of Southern California: Ventura Harbor to San Mateo Point*. June.

California Environmental Protection Agency/Office of Environmental Health Hazard Assessment (CalEPA/OEHHA). 2019a. *A Guide to Eating Fish from Santa Monica Beach South of Santa Monia Pier to Seal Beach Pier*. March 22. https://oehha.ca.gov/media/downloads/advisories/santamonicasealbeach.pdf.

California Environmental Protection Agency/Office of Environmental Health Hazard Assessment (CalEPA/OEHHA). 2019b. *A Guide to Eating Fish from South of Seal Beach Pier to San Mateo Point*. March 22. https://oehha.ca.gov/media/downloads/advisories/sealbeachsanmateo.pdf.

California Regional Water Quality Control Board, Los Angeles Region (Water Board). 2023. Waste Discharge Requirements and National Pollutant Discharge Elimination System Permit for the Joint Outfall System, Joint Water Pollution Control Plant Discharge to the Pacific Ocean (Order No. R4-2023-0181, NPDES No. CA0053813). July 1.

CH2M HILL, Inc. (CH2M). 2007. *Palos Verdes Shelf Superfund Site Remedial Investigation Report*. Final. October.

CH2M HILL, Inc. (CH2M). 2022a. *Quality Assurance Project Plan for Sediment Sampling Program 2022, Remedial Action – Monitored Natural Recovery Component, Palos Verdes Shelf, Los Angeles County, California*. Revision 0. Final. September.

CH2M HILL, Inc. (CH2M). 2022b. *Quality Assurance Project Plan – Water Sampling Program, Remedial Action – Monitored Natural Recovery Component, Palos Verdes Shelf, Los Angeles County, California.* Revision 1. Final. September.

CH2M HILL, Inc. (CH2M). 2022c. *Quality Assurance Project Plan – Fish Sampling Program, Remedial Action – Monitored Natural Recovery Component, Palos Verdes Shelf, Los Angeles County, California.* Version 02. Final. May.

CH2M HILL, Inc. (CH2M). 2022d. *Field Sampling Plan for Sediment Sampling Program 2022, Remedial Action – Palos Verdes Shelf (OU 5 of the Montrose Chemical Corporation Superfund Site), Los Angeles County, California*. Final. September.

Coastal Data Information Program (CDIP). 2022. Wave Buoy Station San Pedro, CA – 092. Accessed October 5, 2022. http://cdip.ucsd.edu/m/products/?stn=092p1.

Drake, D.E. 1994. *The Natural Recovery of Contaminated Effluent-Affected Sediment on the Palos Verdes Margin: Background Information and Results of the USGS Natural Recovery Research*. Appendix A to *Predictive Modeling of the Natural Recovery of the Contaminated Effluent-Affected Sediment, Palos Verdes Margin, Southern California.*

Drake, D.E, C.R. Sherwood, and P.L. Wiberg. 1994. *Predictive Modeling of the Natural Recovery of the Contaminated Effluent-Affected Sediment, Palos Verdes Margin, Southern California.* Expert Report for U.S. v. Montrose.

Eganhouse, R., J. Pontolillo, E. DiFilippo, W. Orem, D. Webster, P. Hackley, B. Edwards, K. Rosenberger, P. Swarzenski, P. Dickhudt, C. Sherwood, M. Reinhard, S. Qin, J. Dougherty, G. Hopkins, I. Marshall, and A. Spormann. 2016. *Final Data Report for Factors Controlling DDE Dechlorination Rates on the Palos Verdes Shelf: A Field and Laboratory Investigation.* Submitted to J. Huang, Remedial Project Manager, Region 9, U.S. Environmental Protection Agency. July 18. 1076 p.

Eganhouse, R.P., and J. Pontolillo. 2000. "Depositional History of Organic Contaminants on the Palos Verdes Shelf, California." *Marine Chemistry*. Vol. 70. pp. 317-338.

Eganhouse, R.P., J. Pontolillo, and T.J. Leiker. 2000. "Diagenetic Fate of Organic Contaminants on the Palos Verdes Shelf, California." *Marine Chemistry*. Vol. 70 (2000). pp. 289-315.

Eganhouse, Robert, and J. Pontolillo, 2007. *Assessment of 1-chloro-4-[2,2-dichloro-1-(4-chlorophenyl)ethenyl]benzene (DDE) Transformation Rates on the Palos Verdes Shelf, CA.* U.S. Department of the Interior, U.S. Geological Survey. Open-File Report 2007-1362.

Eganhouse, Robert, and J. Pontolillo, 2008. "DDE in Sediments of the Palos Verdes Shelf, California: In Situ Transformation Rates and Geochemical Fate." *Environmental Science & Technology.* Vol. 42, No. 17. pp. 6392-6398.

Farris, M., B. Ahr, and C. G. Lowe. 2016. "Area Use and Movements of the White Croaker (*Genyonemus lineatus*) in the Los Angeles and Long Beach Harbors. *Marine Environmental Research* Vol. 120. pp. 145-153.

Fernandez, L. 2022. *Quality Assurance Project Plan, Passive Sampling for Persistent Organochlorine Pollutants (POPs) in the Water Column of the Palos Verdes Shelf (2022), Los Angeles County, California.* Version 1. August.

Ferre, B., C.R. Sherwood, and P.L. Wiberg. 2010. "Sediment transport on the Palos Verdes shelf, California." *Continental Shelf Research.* Vol. 30. pp. 761-780.

Gilbane Federal (Gilbane). 2016. *Technical Memorandum - Risk Evaluation of Fish Monitoring Results and Lobster Data – Palos Verdes Shelf*. June.

Gilbane Federal (Gilbane). 2017. *Technical Memorandum - Human Health Risk Evaluation of 2011-2012 Fish Collection Data – Palos Verdes Shelf*. January.

Gilbane Federal (Gilbane). 2018. *First Monitored Natural Recovery Report, Data Collections 2013-2016, Palos Verdes Shelf, Operable Unit 5 of the Montrose Chemical Corporation Superfund Site, Los Angeles County, California*. Final. May.

HydroQual, Inc. 1997. *Southern California Bight Damage Assessment Food Web/Pathways Study*. Expert Report for U.S. vs. Montrose.

Innovative Technical Solutions, Inc. (ITSI). 2011. *Sampling and Analysis Plan for Phase 2 of the Palos Verdes Shelf Fish Sampling Program, Market Monitoring and Pier/Landing Sampling, Los Angeles County and Orange County, California*. February.

ITSI Gilbane Company (ITSI Gilbane). 2014. *Sampling and Analysis Plan for Sediment Sampling Program 2013, Part 1 - Quality Assurance Project Plan Remedial Action Palos Verdes Shelf (OU 5 of the Montrose Chemical Corporation Superfund Site) Los Angeles County, California.* Final. February.

ITSI Gilbane Company (ITSI Gilbane) and CDM Smith. 2013. *Data Report for the Fall 2009 Sediment Sampling Program, Palos Verdes Shelf (OU 5 of the Montrose Chemical Corp. Superfund Site), Los Angeles County, California*. Revised Final. November.

Kayen, R.E., H.J. Lee, and J.R. Hein, 2002. Influence of the Portuguese Bend Landslide on the Character of the Effluent-affected Sediment Deposit, Palos Verdes Margin, Southern California "Sedimentation Processes, DDT, and the Palos Verdes Margin." *Continental Shelf Research*. Vol. 22. pp. 859-880.

Lee, H.J., 1994. *Distribution and Character of Contaminated Effluent-Affected Sediment, Palos Verdes Margin, Southern California*. Expert Report. U.S. Geological Survey. October.

Lee, H.J., C.R. Sherwood, D.E. Drake, B.D. Edwards, F. Wong, and M. Hamer. 2002. Spatial and Temporal Distribution of Contaminated, Effluent-affected Sediment on the Palos Verdes Margin, Southern California. "Sedimentation Processes, DDT, and the Palos Verdes Margin." *Continental Shelf Research*. Vol. 22. pp. 859-880.

Los Angeles County Sanitation Districts (Sanitation Districts). 1992. *Palos Verdes Ocean Monitoring: Sediment Report 1992*. January 31.

Los Angeles County Sanitation Districts (Sanitation Districts). 2006. *Palos Verdes Ocean Monitoring Annual Report 2005*. June 30.

Los Angeles County Sanitation Districts (Sanitation Districts). 2012. *2010-2011 Joint Water Pollution Control Plant Biennial Receiving Water Monitoring Report*. August.

Los Angeles County Sanitation Districts (Sanitation Districts). 2016. *2014-2015 Joint Water Pollution Control Plant Biennial Receiving Water Monitoring Report*. August.

Los Angeles County Sanitation Districts (Sanitation Districts). 2020. *Joint Water Pollution Control Plat Biennial Receiving Water Monitoring Report 2018-2019.* August 27.

Los Angeles County Sanitation Districts (Sanitation Districts). 2022. *Joint Water Pollution Control Plat Biennial Receiving Water Monitoring Report 2020-2021*. September 1.

Lowe, C., 2013. *Data Report for the Fish Movement Study, Palos Verdes Shelf (OU 5 of the Montrose Chemical Superfund Site), Los Angeles County, California*. Revised Final. December.

Mackintosh, S., N. Dodder, N. Shaul, L. Aluwihare, K. Maruya, S. Chivers, K. Danil, D. Weller, and E. Hoh. 2016. "Newly Identified DDT-Related Compounds Accumulating in Southern California Bottlenose Dolphins." *Environ. Sci. Technol*. Vol. 50. pp. 12,129-12,137.

Maruya, K.A., E.Y. Zeng, D. Tsukada, and S.M. Bay. 2009. "A Passive Sampler Based on Solid-phase Microextraction for Quantifying Hydrophobic Organic Contaminants in Sediment Pore Water." *Environmental Toxicology and Chemistry*. Vol. 28(4). pp. 733-740.

MacDonald, D.D. 1994. *Sediment Injury in the Southern California Bight: Review of the Toxic Effects of DDTs and PCBs in Sediments.* MacDonald Environmental Sciences Ltd., Ladysmith, B.C. Prepared for the National Oceanic and Atmospheric Administration. Long Beach, CA. Expert report for U.S. vs. Montrose. August.

Murray, C.J., H.J. Lee, and M.A. Hampton. 2002. "Geostatistical Mapping of Effluent Sediment Distribution on the Palos Verdes Shelf." *Continental Shelf Research.* Vol. 22. pp. 881-897.

National Oceanic and Atmospheric Administration (NOAA) and U.S. Environmental Protection Agency (EPA), 2007. 2002/2004 Southern California Coastal Marine Fish Contaminants Survey. June.

Redner, J.A., and K. Payne. 1971. *Chlorinated hydrocarbons: County Sanitation Districts of Los Angeles County, Progress Report-December 1971*. 77 p.

Santschi, P.H., L. Guo, S. Asbill, M. Allison, A. Kepple, and L. Wen. 2001. "Accumulation rates and sources of sediments and organic carbon on the Palos Verdes shelf based on radioisotopic tracers (^{137}Cs, ^{239,240} Pu, ^{210} Pb, ^{234} Th, ^{238} U and ^{14}C)." *Marine Chemistry*. Vol. 73. pp. 125-152.

Science Applications International Corporation (SAIC). 2004. *Investigation Work Plan for the 2004 Oceanographic Measurement Program on the Palos Verdes Shelf*. September.

Science Applications International Corporation (SAIC). 2005. *Data Report for the Summer 2004 Geotechnical Measurement Program Conducted on the Palos Verdes Shelf.* July.

Sherwood, C.R.1994. *One-Dimensional (Vertical) Model of Bed-Sediment Contamination Profiles.* Appendix B to *Predictive Modeling of the Natural Recovery of the Contaminated Effluent-Affected Sediment, Palos Verdes Margin, Southern California.* Expert Report. Branch of Pacific Marin Geology. U.S. Geological Survey, Menlo Park, California.

Sherwood, C.R., D.E. Drake, and P.L. Wiberg. 1996. *Supplement: Additional Results from the One-Dimensional Model of Bed Sediment Contamination Profiles. Palos Verdes Margin, Southern California*. Expert Report in U.S. vs. Montrose. Battelle Marine Sciences Laboratory. Sequim, Washington.

Sherwood, C.R., Benedicte Ferré, Robert P. Eganhouse, and Patricia L. Wiberg. 2006. Evolution of the Contaminated Sediment Deposit on the Palos Verdes (CA) Shelf: Physical, Chemical, and Biological Processes. Presented at the Eastern Pacific Oceanography Conference, Mt. Hood, Oregon.

Stack, M., W. Richardot, R. Garcia, T. Nguyen, C. Choy, P. Jensen, J. Gutleben, N. Dodder, L. Aluwihare, E. Hoh. 2024. "Identification of DDT+ in Deep Ocean Sediment and Biota in the Southern California Bight." *Environ. Sci. Technol. Lett.* Vol. 11. pp. 479-484.

U.S. Environmental Protection Agency (EPA). 1989. *Risk Assessment Guidance for Superfund (RAGS), Volume 1, Human Health Evaluation Manual (Part A).* Interim Final. EPA, Office of Emergency and Remedial Response. December.

U.S. Environmental Protection Agency (EPA). 2000a. *Methodology for Deriving Ambient Water Quality Criteria for the Protection of Human Health (2000).* EPA 822/B/00/004. Office of Science and Technology, Washington, DC. October.

U.S. Environmental Protection Agency (EPA). 2000b. *Guidance for Assessing Chemical Contaminant Data for Use in Fish Advisories. Volume 1, Fish Sampling and Analysis.* Third Edition. EPA 823-B-00-007. Office of Water, Washington, DC. November.

U.S. Environmental Protection Agency (EPA). 2007. *Palos Verdes Shelf Superfund Site Remedial Investigation Report*. Final. October.

U.S. Environmental Protection Agency (EPA). 2009a. *Feasibility Study, Palos Verdes Shelf, Operable Unit 5 of the Montrose Chemical Corporation Superfund Site*. May.

U.S. Environmental Protection Agency (EPA). 2009b. *Interim Record of Decision, Palos Verdes Shelf, Operable Unit 5 of Montrose Chemical Corporation Superfund Site, Los Angeles County, California*. September.

U.S. Environmental Protection Agency (EPA). 2019. *Second Five-Year Review Report for the Palos Verdes Shelf (Operable Unit 5 of Montrose Chemical Corporation Superfund Site), Los Angeles County, California*. Prepared by the U.S. Army Corps of Engineers Seattle District. September 11.

Wheatcroft, R.A., and W.R. Martin. 1994. *Solid-Phase Bioturbation Processes on the Palos Verdes Shelf*. Appendix E to *Predictive Modeling of the Natural Recovery of the Contaminated Effluent- Affected Sediment, Palos Verdes Margin, Southern California.* U.S. Geological Survey. Natural Resource Damage Assessment Expert Report for U.S. vs. Montrose. October.

Wiberg, P.L. 1994. *One-Dimensional Modeling of Sediment Transport on the Palos Verdes Shelf*. Appendix C to *Predictive Modeling of the Natural Recovery of the Contaminated Effluent-Affected Sediment, Palos Verdes Margin, Southern California.* Expert Report in U.S. vs. Montrose.

Wiberg, P.L., and C.K. Harris. 2002. "Desorption of *p,p'*-DDE from sediment during resuspension events on the Palos Verdes shelf, California: a modeling approach." *Continental Shelf Research*. Vol. 22. pp. 1,005–1,023.

Wolfe, B. W., and C. G. Lowe. 2015. “Movement Patterns, Habitat Use and Site Fidelity of the White Croaker (*Genyonemus lineatus*) in the Palos Verdes Superfund Site, Los Angeles, California.” *Marine Environmental Research.* Vol 109. pp. 69-80.

Zeng, E.Y., C.C. Yu, and K. Tran. 1999. “In Situ Measurements of Chlorinated Hydrocarbons in the Water Column off the Palos Verdes Peninsula, California.” *Environmental Science and Technology*. Vol 33(3). pp 392-398.

Zeng, E.Y., D. Tsukada, and D.W. Diehl. 2004. "Development of a Solid-phase Microextraction-based Method for Sampling of Persistent Chlorinated Hydrocarbons in an Urbanized Coastal Environment." *Environmental Science and Technology*. Vol. 38(21). pp. 5737-5743.

7. Acknowledgements

This MNR study was accomplished with assistance from PVSTIEG, which includes technical experts from government and non-governmental agencies. Table 7-1 lists the PVSTIEG members and their affiliations. The members attended planning meetings and will review a draft version of this report. Appendix T includes PVSTIEG comments on the draft report, along with EPA responses.

The field and analytical work was accomplished in association with several subcontractors and subconsultants, who provided expert assistance in many technical disciplines. Table 7-2 lists these organizations. EPA appreciates greatly the efforts of all who supported this project, notably the Los Angeles County Sanitation Districts, who assisted the EPA in collection of sediment cores, generation of sediment samples, collection of samples of marine water column, and collection of both BSB and WC fish specimens. The staff at the Sanitation Districts, including Mr. Chi-Li Tang and the other biologists and crew of the *Ocean Sentinel* out of Whalers Walk/San Pedro, deserve special mention for their invaluable assistance.

Tables

Table 2-1. Shelf-Wide Sediment Core Locations
Second MNR Report
Palos Verdes Shelf
Los Angeles County, California

Location ID[a]	Core Collection Date	Replicate?	Latitude	Longitude	Total Water Depth (meters)
BA1B	10/19/2022	N	33.74960	-118.44682	155
BA1C	10/19/2022	N	33.75735	-118.44102	60
BA1DC	10/20/2022	N	33.76269	-118.43713	40
BA2B	10/19/2022	N	33.73253	-118.42582	149
BA2BFD	10/19/2022	Y	33.73249	-118.42585	149
BA2C	10/20/2022	N	33.73760	-118.42334	62
BA2DC	10/20/2022	N	33.73973	-118.42222	42
BA3B	10/19/2022	N	33.72382	-118.40735	155
BA3C	10/20/2022	N	33.72993	-118.40254	60
BA3DC	10/20/2022	N	33.73271	-118.40117	41
BA4B	10/19/2022	N	33.71665	-118.38742	152
BA4C	10/19/2022	N	33.72325	-118.38470	61
BA4CFD	10/19/2022	Y	33.72331	-118.38467	61
BA4DC	10/19/2022	N	33.72925	-118.38173	41
BA5B	10/19/2022	N	33.70903	-118.36812	150
BA5BFD	10/19/2022	Y	33.70904	-118.36808	149
BA5C	10/19/2022	N	33.71460	-118.36594	61
BA5DC	10/19/2022	N	33.72044	-118.36404	41
BA6B	10/13/2022	N	33.70290	-118.35583	150
BA6BC	10/13/2022	N	33.70439	-118.35621	101
BA6C	10/17/2022	N	33.70783	-118.35390	60
BA6DC	10/20/2022	N	33.71254	-118.35079	41
BA7B	10/13/2022	N	33.70078	-118.35144	157
BA7C	10/17/2022	N	33.70514	-118.34871	60
BA7DC	10/20/2022	N	33.70952	-118.34587	41
BA8B	10/12/2022	N	33.69209	-118.33731	151
BA8BC	10/12/2022	N	33.69380	-118.33693	98
BA8C	10/12/2022	N	33.69838	-118.33566	61
BA8DC	10/20/2022	N	33.70366	-118.33192	41
BA9B	10/11/2022	N	33.68154	-118.32186	146
BA9BC	10/11/2022	N	33.68346	-118.32069	97
BA9C	10/11/2022	N	33.68868	-118.31848	62
BA9DC	10/20/2022	N	33.69617	-118.31483	41
BA10B	10/20/2022	N	33.66231	-118.29846	148
BA10C	10/25/2022	N	33.66848	-118.29711	62
BA10DC	10/25/2022	N	33.68542	-118.29156	42

[a] A core was not collected from location BA7BC in 2022.

ID = identification

MNR = monitored natural recovery

N = no

Y = yes

Table 2-2. Outfall Area Sediment Core Locations
Second MNR Report
Palos Verdes Shelf
Los Angeles County, California

Location ID	Core Collection Date	Replicate?	Latitude	Longitude	Total Water Depth (meters)
OA01	10/17/2022	N	33.70452	-118.35216	70
OA02	10/17/2022	N	33.70857	-118.34975	50
OA03	10/13/2022	N	33.70059	-118.34668	80
OA04	10/13/2022	N	33.70159	-118.34639	70
OA05	10/17/2022	N	33.70336	-118.34482	60
OA05FD	10/17/2022	Y	33.70336	-118.34487	59
OA06	10/17/2022	N	33.70493	-118.34324	52
OA07	10/13/2022	N	33.69948	-118.34214	69
OA07FD	10/13/2022	Y	33.69952	-118.34219	69
OA08	10/17/2022	N	33.70350	-118.33974	51
OA09	10/20/2022	N	33.70630	-118.33817	41
OA10	10/12/2022	N	33.69661	-118.33722	70
OA10FD	10/12/2022	Y	33.69662	-118.33719	70
OA11	10/17/2022	N	33.69999	-118.33361	53
OA11FD	10/17/2022	Y	33.69996	-118.33359	54
OA12	10/12/2022	N	33.69339	-118.33135	70
OA12FD	10/12/2022	Y	33.69340	-118.33137	69
OA13	10/12/2022	N	33.69613	-118.33036	59
OA14	10/17/2022	N	33.69861	-118.32921	52
OA15	10/11/2022	N	33.69004	-118.32876	79
OA16	10/11/2022	N	33.69170	-118.32860	69
OA16FD	10/11/2022	Y	33.69173	-118.32857	69
OA17	10/11/2022	N	33.69403	-118.32678	60
OA18	10/11/2022	N	33.68514	-118.32227	88
OA19	10/11/2022	N	33.68687	-118.32134	73
OA20	10/17/2022	N	33.69748	-118.31726	40
OA21	10/20/2022	N	33.68148	-118.31615	80
OA22	10/20/2022	N	33.68537	-118.31317	60
OA22FD	10/20/2022	Y	33.68531	-118.31327	60
OA23	10/13/2022	N	33.69006	-118.31183	51
OA24	10/20/2022	N	33.67904	-118.31035	70
OA25	10/25/2022	N	33.68586	-118.30555	52
OA26	10/17/2022	N	33.70167	-118.34100	59
OA27	10/13/2022	N	33.69838	-118.34640	150
OA28	10/12/2022	N	33.69778	-118.33961	70
OA29	10/12/2022	N	33.69524	-118.34137	156
OA30	10/17/2022	N	33.69972	-118.33119	51
OA31	10/12/2022	N	33.69742	-118.33272	59
OA32	10/12/2022	N	33.69495	-118.33395	69
OA33	10/11/2022	N	33.69234	-118.32296	59
OA34	10/11/2022	N	33.68955	-118.32487	69
OA35	10/11/2022	N	33.68865	-118.32645	80

ID = identification
MNR = monitored natural recovery
N = no
Y = yes

Table 2-3. Sediment Core Lengths and Sample Numbers
Second MNR Report
Palos Verdes Shelf
Los Angeles County, California

Location ID	Nominal Water Depth (meters)	Core Length (cm)[a]	Slices Generated	Samples Generated
Shelf-Wide Sediment Cores				
BA1B	155	47	21	13
BA1C	60	48	23	14
BA1DC	40	26	12	8
BA2B	149	20	9	7
BA2BFD	149	27	12	8
BA2C	62	45	22	13
BA2DC	42	60	28	16
BA3B	155	30	14	9
BA3C	60	72	36	20
BA3DC	41	55	26	15
BA4B	152	41	20	12
BA4C	61	64	32	18
BA4CFD	61	57	28	16
BA4DC	41	81	40	22
BA5B	150	51	26	15
BA5BFD	149	51	24	14
BA5C	61	72	36	20
BA5DC	41	76	38	21
BA6B	150	64	32	18
BA6BC	101	28	14	9
BA6C	60	67	34	19
BA6DC	41	58	28	16
BA7B	157	40	20	12
BA7C	60	76	38	21
BA7DC	41	20	10	7
BA8B	151	56	28	16
BA8BC	98	44	22	13
BA8C	61	87	42	23
BA8DC	41	49	24	14
BA9B	146	37	18	11
BA9BC	97	56	28	16
BA9C	62	44	22	13
BA9DC	41	44	22	13
BA10B	148	24	12	8
BA10C	62	20	10	7
BA10DC	42	35	16	10
Outfall Area Cores				
OA01	70	51	24	14
OA02	50	68	34	19
OA03	80	54	26	15
OA04	70	51	24	14
OA05	60	74	36	20
OA05FD	59	79	38	21
OA06	52	71	34	19
OA07	69	58	28	16
OA07FD	69	50	24	14
OA08	51	72	36	20

Table 2-3. Sediment Core Lengths and Sample Numbers
Second MNR Report
Palos Verdes Shelf
Los Angeles County, California

Location ID	Nominal Water Depth (meters)	Core Length (cm)[a]	Slices Generated	Samples Generated
OA09	41	53	24	14
OA10	70	42	20	12
OA10FD	70	46	22	13
OA11	53	69	34	19
OA11FD	54	74	36	20
OA12	70	43	22	13
OA12FD	69	44	22	13
OA13	59	68	32	18
OA14	52	60	30	17
OA15	79	52	26	15
OA16	69	55	26	15
OA16FD	69	42	20	12
OA17	60	43	20	12
OA18	88	34	16	10
OA19	73	55	26	15
OA20	40	35	16	10
OA21	80	31	14	9
OA22	60	45	22	13
OA22FD	60	37	18	11
OA23	51	51	24	14
OA24	70	26	12	8
OA25	52	32	14	9
OA26	59	71	34	19
OA27	150	30	14	9
OA28	70	57	26	15
OA29	156	56	26	15
OA30	51	63	30	17
OA31	59	60	28	16
OA32	69	44	22	13
OA33	59	36	18	11
OA34	69	49	24	14
OA35	80	37	18	11
Total	**--**	**--**	**1,907**	**1,111**

[a] Core lengths shown are the lengths of cores measured during core collection. The length of core available for slicing may differ from measurements made onboard during core collection because of possible deformation during handling and discarding of the bottom portions of cores.

-- = not applicable
cm = centimeter(s)
ID = identification
MNR = monitored natural recovery

Table 2-4. List of Target COC Analytes
Second MNR Report
Palos Verdes Shelf
Los Angeles County, California

Analyte	CAS Number	Sediment, High-resolution Water, Fish	Sediment PCB Short List	PSD Water
DDT				
p,p'-DDT	50-29-3	x	n/a	x
o,p'-DDT	789-02-6	x	n/a	x
p,p'-DDE	72-54-8	x	n/a	x
o,p'-DDE	53-19-0	x	n/a	x
p,p'-DDD	72-55-9	x	n/a	x
o,p'-DDD	3424-82-6	x	n/a	x
p,p'-DDMU	1022-22-6	x	n/a	x
p,p'-DDNU	2642-81-1	x	n/a	x
PCBs [a, b]				
PCB-8	34883-43-7	x	x	x
PCB-18	37680-65-2	x	x	x
PCB-28	7012-37-5	x	x	x
PCB-31	16606-02-3	x	--	--
PCB-37	38444-90-5	x	--	x
PCB-44	41464-39-5	x	x	x
PCB-49	41464-40-8	x	--	x
PCB-52	35693-99-3	x	x	x
PCB-66	32598-10-0	x	x	x
PCB-70	32598-11-1	x	--	x
PCB-74	32690-93-0	x	--	x
PCB-77	32598-13-3	x	x	x
PCB-81	70362-50-4	x	x	x
PCB-87	38380-02-8	x	--	x
PCB-99	38380-01-7	x	--	x
PCB-101	37680-73-2	x	x	x
PCB-105	32598-14-4	x	x	x
PCB-110	38380-03-9	x	--	x
PCB-114	74472-37-0	x	x	x
PCB-118	31508-00-6	x	x	x
PCB-119	56558-17-9	x	--	x
PCB-123	65510-44-3	x	x	x
PCB-126	57465-28-8	x	x	x
PCB-128	38380-07-3	x	x	x
PCB-138	35065-28-2	x	x	x
PCB-149	38380-04-0	x	--	x
PCB-151	52663-63-5	x	--	x
PCB-153	35065-27-1	x	x	x
PCB-156	38380-08-4	x	x	x
PCB-157	69782-90-7	x	x	x
PCB-158	74472-42-7	x	x	x
PCB-167	52663-72-6	x	x	x
PCB-168	59291-65-5	x	--	x
PCB-169	32774-16-6	x	x	x
PCB-170	35065-30-6	x	x	x
PCB-177	52663-70-4	x	--	x
PCB-180	35065-29-3	x	x	x
PCB-183	52663-69-1	x	--	x
PCB-187	52663-68-0	x	x	x
PCB-189	39635-31-9	x	x	x
PCB-194	35694-08-7	x	--	x
PCB-195	52663-78-2	x	x	--
PCB-200	52663-73-7	--	--	x
PCB-201	40186-71-8	x	--	x

Table 2-4. List of Target COC Analytes
Second MNR Report
Palos Verdes Shelf
Los Angeles County, California

Analyte	CAS Number	Sediment, High-resolution Water, Fish	Sediment PCB Short List	PSD Water
PCB-203	52663-76-0	x	--	--
PCB-206	40186-72-9	x	x	x
PCB-209	2051-24-3	x	x	x

[a] The sediment PCB short list corresponds to the 29 PCB congeners used for sediment cleanup levels in the IROD (EPA, 2009b) and the 2009 MNR baseline sampling program. The expanded list of 46 PCB congeners corresponds to the congeners used for the PV Shelf ICs program (ITSI, 2011).

[b] Coeluting congeners are not listed and can vary by laboratory. Coeluting congeners are included in the calclation of total PCB concentrations.

CAS = Chemical Abstracts Service
COC = chemical of concern
DDD = dichlorodiphenyldichloroethane
DDE = dichlorodiphenyldichloroethene
DDT = dichlorodiphenyltrichloroethane
IC = institutional control
IROD = Interim Record of Decision
MNR = monitored natural recovery
n/a = not applicable
PCB = polychlorinated biphenyl
PSD = passive sampling device

Table 2-5. Summary of High-resolution Water Grab Samples
Second MNR Report
Palos Verdes Shelf
Los Angeles County, California

Location ID	Sample ID	Sample Type	Date Sampled	Latitude	Longitude	Sample Depth (meters)	Depth Type	Total Depth (meters)
BA1B	BA1B-WO5-2210	N	10/17/2022	33.74948	-118.44688	5	5 m below surface	153
	BA1B-WO75-2210	N				75	mid-depth	153
	BA1B-WO145-2210	N				148	5 m above sediment	153
BA1C	BA1C-WO5-2210	N	10/17/2022	33.75731	-118.44104	5	5 m below surface	62
	BA1C-WO30-2210	N				30	mid-depth	62
	BA1C-WO55-2210	N				56	5 m above sediment	62
BA1DC	BA1DC-WO5-2210	N	10/11/2022	33.76257	-118.43698	5	5 m below surface	42
	BA1DC-WO5-2210-FD	FD				5	5 m below surface	42
	BA1DC-WO20-2210	N				20	mid-depth	42
	BA1DC-WO35-2210	N				37	5 m above sediment	42
BA2B	BA2B-WO5-2210	N	10/17/2022	33.73248	-118.42584	5	5 m below surface	150
	BA2B-WO75-2210	N				75	mid-depth	150
	BA2B-WO145-2210	N				145	5 m above sediment	150
BA2C	BA2C-WO5-2210	N	10/17/2022	33.73766	-118.42319	5	5 m below surface	62.5
	BA2C-WO30-2210	N				30	mid-depth	62.5
	BA2C-WO55-2210	N				58	5 m above sediment	62.5
BA2DC	BA2DC-WO5-2210	N	10/11/2022	33.73980	-118.42207	5	5 m below surface	41
	BA2DC-WO20-2210	N				20	mid-depth	42
	BA2DC-WO35-2210	N				37	5 m above sediment	42
BA3B	BA3B-WO5-2210	N	10/17/2022	33.72384	-118.40732	5	5 m below surface	152
	BA3B-WO80-2210	N				80	mid-depth	152
	BA3B-WO145-2210	N				147	5 m above sediment	152
BA3C	BA3C-WO5-2210	N	10/17/2022	33.72999	-118.40254	5	5 m below surface	61
	BA3C-WO30-2210	N				30	mid-depth	61
	BA3C-WO55-2210	N				56	5 m above sediment	61
BA3DC	BA3DC-WO5-2210	N	10/11/2022	33.73263	-118.40084	5	5 m below surface	43.9
	BA3DC-WO20-2210	N				20	mid-depth	43.9
	BA3DC-WO35-2210	N				38.5	5 m above sediment	43.9
BA4B	BA4B-WO5-2210	N	10/12/2022	33.71671	-118.38731	5	5 m below surface	150
	BA4B-WO75-2210	N				75	mid-depth	150
	BA4B-WO145-2210	N				145	5 m above sediment	150

Table 2-5. Summary of High-resolution Water Grab Samples
Second MNR Report
Palos Verdes Shelf
Los Angeles County, California

Location ID	Sample ID	Sample Type	Date Sampled	Latitude	Longitude	Sample Depth (meters)	Depth Type	Total Depth (meters)
BA4C	BA4C-WO5-2210	N	10/17/2022	33.72335	-118.38468	5	5 m below surface	61
	BA4C-WO30-2210	N				30	mid-depth	61
	BA4C-WO55-2210	N				56	5 m above sediment	61
	BA4C-WO55-2210-FD	FD				57	5 m above sediment	62
	BA4C-WO55-2210-FD2	FD				57	5 m above sediment	62
BA4DC	BA4DC-WO5-2210	N	10/11/2022	33.72930	-118.38171	5	5 m below surface	43
	BA4DC-WO20-2210	N				20	mid-depth	43
	BA4DC-WO35-2210	N				38	5 m above sediment	43
BA5B	BA5B-WO5-2210	N	10/17/2022	33.70903	-118.36802	5	5 m below surface	150
	BA5B-WO75-2210	N				75	mid-depth	150
	BA5B-WO145-2210 [a]	N	10/25/2022	33.70898	-118.36805	146	5 m above sediment	151
BA5C	BA5C-WO5-2210	N	10/17/2022	33.71468	-118.36602	5	5 m below surface	62.5
	BA5C-WO30-2210	N				30	mid-depth	62.5
	BA5C-WO55-2210	N				58	5 m above sediment	62.5
BA5DC	BA5DC-WO5-2210	N	10/11/2022	33.72046	-118.36384	5	5 m below surface	43
	BA5DC-WO20-2210	N				20	mid-depth	43
	BA5DC-WO35-2210	N				38	5 m above sediment	43.1
	BA5DC-WO35-2210-FD	FD				38	5 m above sediment	43
BA6B	BA6B-WO5-2210	N	10/13/2022	33.70301	-118.35580	5	5 m below surface	143
	BA6B-WO75-2210	N				75	mid-depth	145
	BA6B-WO145-2210	N				140	5 m above sediment	145
BA6BC	BA6BC-WO5-2210	N	10/17/2022	33.70408	-118.35541	5	5 m below surface	100
	BA6BC-WO50-2210	N				50	mid-depth	100
	BA6BC-WO95-2210	N				95	5 m above sediment	100
BA6C	BA6C-WO5-2210	N	10/17/2022	33.70783	-118.35401	5	5 m below surface	61.5
	BA6C-WO30-2210	N				30	mid-depth	61.5
	BA6C-WO55-2210	N				57.5	5 m above sediment	61.5
BA6DC	BA6DC-WO5-2210	N	10/11/2022	33.71266	-118.35078	5	5 m below surface	42.4
	BA6DC-WO20-2210	N				20	mid-depth	42
	BA6DC-WO35-2210	N				38	5 m above sediment	43
BA7B	BA7B-WO5-2210	N	10/13/2022	33.70080	-118.35152	5	5 m below surface	150
	BA7B-WO75-2210	N				75	mid-depth	150
	BA7B-WO145-2210	N				145	5 m above sediment	150

Table 2-5. Summary of High-resolution Water Grab Samples
Second MNR Report
Palos Verdes Shelf
Los Angeles County, California

Location ID	Sample ID	Sample Type	Date Sampled	Latitude	Longitude	Sample Depth (meters)	Depth Type	Total Depth (meters)
BA7BC	BA7BC-WO5-2210	N	10/12/2022	33.70190	-118.35087	5	5 m below surface	99
	BA7BC-WO50-2210	N				50	mid-depth	99
	BA7BC-WO95-2210	N				95	5 m above sediment	100
BA7C	BA7C-WO5-2210	N	10/17/2022	33.70515	-118.34871	5	5 m below surface	61
	BA7C-WO30-2210	N				30	mid-depth	61
	BA7C-WO55-2210	N				56	5 m above sediment	61
BA7DC	BA7DC-WO5-2210	N	10/11/2022	33.70964	-118.34558	5	5 m below surface	42.6
	BA7DC-WO20-2210	N				20	mid-depth	42
	BA7DC-WO35-2210	N				37	5 m above sediment	42.5
	BA7DC-WO35-2210-FD	FD				37	5 m above sediment	42.5
	BA7DC-WO35-2210-FD2	FD				37	5 m above sediment	42.5
BA8B	BA8B-WO5-2210	N	10/12/2022	33.69217	-118.33741	5	5 m below surface	152
	BA8B-WO75-2210	N				75	mid-depth	152
	BA8B-WO145-2210	N				145	5 m above sediment	150
BA8BC	BA8BC-WO5-2210	N	10/12/2022	33.69389	-118.33690	5	5 m below surface	99
	BA8BC-WO50-2210	N				50	mid-depth	99
	BA8BC-WO95-2210	N				94	5 m above sediment	99
BA8C	BA8C-WO5-2210	N	10/17/2022	33.69849	-118.33568	5	5 m below surface	62
	BA8C-WO30-2210	N				30	mid-depth	62
	BA8C-WO55-2210	N				57	5 m above sediment	62
	BA8C-WO55-2210-FD	FD				57	5 m above sediment	62
	BA8C-WO55-2210-FD2	FD				57	5 m above sediment	62
BA8DC	BA8DC-WO5-2210	N	10/10/2022	33.70370	-118.33190	5	5 m below surface	41
	BA8DC-WO20-2210	N				20	mid-depth	41
	BA8DC-WO35-2210	N				36	5 m above sediment	41.5
BA9B	BA9B-WO5-2210	N	10/13/2022	33.68150	-118.32187	5	5 m below surface	150
	BA9B-WO75-2210	N				75	mid-depth	150
	BA9B-WO145-2210 [a]	N	10/18/2022	33.68147	-118.32185	145	5 m above sediment	150
BA9BC	BA9BC-WO5-2210	N	10/13/2022	33.68349	-118.32087	5	5 m below surface	100
	BA9BC-WO50-2210	N				50	mid-depth	100
	BA9BC-WO95-2210	N				95	5 m above sediment	100

Table 2-5. Summary of High-resolution Water Grab Samples
Second MNR Report
Palos Verdes Shelf
Los Angeles County, California

Location ID	Sample ID	Sample Type	Date Sampled	Latitude	Longitude	Sample Depth (meters)	Depth Type	Total Depth (meters)
BA9C	BA9C-WO5-2210	N	10/13/2022	33.68872	-118.31829	5	5 m below surface	62
	BA9C-WO30-2210	N		33.68867	-118.31831	30	mid-depth	63
	BA9C-WO55-2210	N				57	5 m above sediment	62.3
BA9DC	BA9DC-WO5-2210	N	10/10/2022	33.69614	-118.31455	5	5 m below surface	41
	BA9DC-WO20-2210	N		33.69617	-118.31468	20	mid-depth	41.7
	BA9DC-WO35-2210-FD [b]	FD		33.69614	-118.31455	36.6	5 m above sediment	41.7
	BA9DC-WO35-2210-FD2 [b]	FD		33.69614	-118.31455	36.5	5 m above sediment	41.8
BA10B	BA10B-WO5-2210	N	10/10/2022	33.66217	-118.29828	5	5 m below surface	146
	BA10B-WO75-2210	N				75	mid-depth	146
	BA10B-WO145-2210	N				145	5 m above sediment	150
BA10C	BA10C-WO5-2210	N	10/10/2022	33.66858	-118.29684	5	5 m below surface	62.6
	BA10C-WO30-2210	N				30	mid-depth	62.6
	BA10C-WO55-2210	N				55	5 m above sediment	62.6
BA10DC	BA10DC-WO5-2210	N	10/10/2022	33.68552	-118.29144	5	5 m below surface	43
	BA10DC-WO20-2210	N				20	mid-depth	43
	BA10DC-WO35-2210 [a]	N	10/18/2022	33.68549	-118.29148	38	5 m above sediment	42.5
T11	T11-WO5-2210	N	10/18/2022	33.60093	-118.08669	5	5 m below surface	62
	T11-WO30-2210	N				30	mid-depth	62
	T11-WO55-2210 [c]	N				57	5 m above sediment	62
W1	W1-WO5-2210	N	10/11/2022	33.77369	-118.45450	5	5 m below surface	63.7
	W1-WO30-2210	N				30	mid-depth	63.4
	W1-WO55-2210	N				57.5	5 m above sediment	63
W2	W2-WO5-2210	N	10/11/2022	33.76286	-118.46111	5	5 m below surface	200
	W2-WO100-2210	N				100	mid-depth	200
	W2-WO195-2210	N				195	5 m above sediment	200
W3	W3-WO5-2210	N	10/12/2022	33.71264	-118.38459	5	5 m below surface	196
	W3-WO100-2210	N				100	mid-depth	196
	W3-WO195-2210	N				191	5 m above sediment	196
W4	W4-WO5-2210	N	10/12/2022	33.69267	-118.34028	5	5 m below surface	193
	W4-WO100-2210	N				100	mid-depth	190
	W4-WO195-2210	N				188	5 m above sediment	193

Table 2-5. Summary of High-resolution Water Grab Samples
Second MNR Report
Palos Verdes Shelf
Los Angeles County, California

Location ID	Sample ID	Sample Type	Date Sampled	Latitude	Longitude	Sample Depth (meters)	Depth Type	Total Depth (meters)
W5	W5-WO5-2210	N	10/10/2022	33.66802	-118.29462	5	5 m below surface	57.8
	W5-WO30-2210	N				30	mid-depth	57.8
	W5-WO55-2210	N				53	5 m above sediment	58
	W5-WO55-2210-FD	FD				53	5 m above sediment	58

[a] Resampled; sample bottle broke during shipment.

[b] Parent sample bottle broke during shipment.

[c] Sample bottle broke at laboratory; no results available.

EB = equipment blank
FD = field duplicate
ID = identification
m = meter
MNR = monitored natural recovery
N = normal sample
N/A = not applicable

Table 2-6. Summary of PSD Samples
Second MNR Report
Palos Verdes Shelf
Los Angeles County, California

Location ID	Sample ID	Latitude	Longitude	Sampler Type	Date Deployed	Date Retrieved	Sample Depth (meters)	Depth Type	Total Depth (meters)
BA1C	BA1C-PE5-2210	33.75733	-118.44100	PE	9/7/2022	Lost	5	5 m below surface	60
	BA1C-PE30-2210						30	mid-depth	60
	BA1C-PE55-2210						55	5 m above sediment	60
BA3C	BA3C-PE5-2210	33.73000	-118.40250	PE	9/7/2022	10/5/2022	5	5 m below surface	60
	BA3C-PE30-2210						30	mid-depth	60
	BA3C-PE55-2210						55	5 m above sediment	60
BA4C	BA4C-PE5-2210	33.72333	-118.38467	PE	9/7/2022	Lost	5	5 m below surface	60
	BA4C-PE30-2210						30	mid-depth	60
	BA4C-PE55-2210						55	5 m above sediment	60
	BA4C-SPME5-2210			SPME	9/7/2022	Lost	5	5 m below surface	60
	BA4C-SPME30-2210						30	mid-depth	60
	BA4C-SPME55-2210						55	5 m above sediment	60
BA5C	BA5C-PE5-2210	33.71467	-118.36600	PE	9/7/2022	10/5/2022	5	5 m below surface	60
	BA5C-PE30-2210						30	mid-depth	60
	BA5C-PE55-2210						55	5 m above sediment	60
BA5DC	BA5DC-PE5-2210	33.72050	-118.36383	PE	9/7/2022	10/5/2022	5	5 m below surface	40
	BA5DC-PE30-2210						30	mid-depth	40
	BA5DC-PE35-2210						35	5 m above sediment	40
BA7C	BA7C-PE5-2210[a]	33.70517	-118.34867	PE	9/7/2022	10/5/2022	5	5 m below surface	60
	BA7C-PE30-2210[b]						30	mid-depth	60
	BA7C-PE55-2210[c]						55	5 m above sediment	60
	BA7C-SPME5-2210[d]			SPME	9/7/2022	10/5/2022	5	5 m below surface	60
	BA7C-SPME30-2210						30	mid-depth	60
	BA7C-SPME55-2210						55	5 m above sediment	60
BA7DC	BA7DC-PE5-2210	33.70950	-118.34550	PE	9/7/2022	Lost	5	5 m below surface	40
	BA7DC-PE30-2210						30	mid-depth	40
	BA7DC-PE55-2210						55	5 m above sediment	40
BA8C	BA8C-PE5-2210	33.69850	-118.33567	PE	9/7/2022	Lost	5	5 m below surface	60
	BA8C-PE30-2210						30	mid-depth	60
	BA8C-PE55-2210						55	5 m above sediment	60
	BA8C-SPME5-2210			SPME	9/7/2022	Lost	5	5 m below surface	60
	BA8C-SPME30-2210						30	mid-depth	60
	BA8C-SPME55-2210						55	5 m above sediment	60
BA8DC	BA8DC-PE5-2210	33.70367	-118.33183	PE	9/8/2022	10/6/2022	5	5 m below surface	40
	BA8DC-PE30-2210						30	mid-depth	40
	BA8DC-PE35-2210						35	5 m above sediment	40
BA9C	BA9C-PE5-2210	33.68867	-118.31833	PE	9/7/2022	10/5/2022	5	5 m below surface	60
	BA9C-PE30-2210[a]						30	mid-depth	60
	BA9C-PE55-2210						55	5 m above sediment	60
	BA9C-SPME5-2210	33.68867	-118.31833	SPME	9/7/2022	10/5/2022	5	5 m below surface	60
	BA9C-SPME30-2210						30	mid-depth	60
	BA9C-SPME55-2210[d]						55	5 m above sediment	60

Table 2-6. Summary of PSD Samples
Second MNR Report
Palos Verdes Shelf
Los Angeles County, California

Location ID	Sample ID	Latitude	Longitude	Sampler Type	Date Deployed	Date Retrieved	Sample Depth (meters)	Depth Type	Total Depth (meters)
BA9DC	BA9DC-PE5-2210	33.69617	-118.31467	PE	9/8/2022	10/6/2022	5	5 m below surface	40
	BA9DC-PE30-2210						30	mid-depth	40
	BA9DC-PE35-2210						35	5 m above sediment	40
T11	T11-PE5-2210	33.60092	-118.08665	PE	9/8/2022	10/6/2022	5	5 m below surface	60
	T11-PE30-2210						30	mid-depth	60
	T11-PE55-2210						55	5 m above sediment	60
	T11-SPME5-2210	33.60092	-118.08665	SPME	9/8/2022	10/6/2022	5	5 m below surface	60
	T11-SPME30-2210						30	mid-depth	60
	T11-SPME55-2210						55	5 m above sediment	60
W1	W1-PE5-2210	33.77369	-118.45452	PE	9/7/2022	Lost	5	5 m below surface	60
	W1-PE30-2210						30	mid-depth	60
	W1-PE55-2210						55	5 m above sediment	60
W2	W2-PE5-2210	33.76282	-118.46111	PE	9/7/2022	10/5/2022	5	5 m below surface	200
	W2-PE30-2210						30	30 m depth	200
	W2-PE100-2210						100	mid-depth	200
	W2-PE195-2210						195	5 m above sediment	200
W3	W3-PE5-2210	33.71255	-118.38464	PE	9/7/2022	10/5/2022	5	5 m below surface	200
	W3-PE30-2210						30	30 m depth	200
	W3-PE100-2210						100	mid-depth	200
	W3-PE195-2210[e]						195	5 m above sediment	200
	W3-SPME5-2210[d]			SPME	9/7/2022	10/5/2022	5	5 m below surface	200
	W3-SPME30-2210						30	30 m depth	200
	W3-SPME100-2210[d]						100	mid-depth	200
	W3-SPME195-2210						195	5 m above sediment	200
W4	W4-PE5-2210	33.69168	-118.34057	PE	9/7/2022	10/5/2022	5	5 m below surface	200
	W4-PE30-2210						30	30 m depth	200
	W4-PE100-2210						100	mid-depth	200
	W4-PE195-2210						195	5 m above sediment	200
W5	W5-PE5-2210	33.66803	-118.29453	PE	9/8/2022	Lost	5	5 m below surface	60
	W5-PE30-2210						30	mid-depth	60
	W5-PE55-2210						55	5 m above sediment	60

[a] One triplicate lost during deployment, 2 triplicates lost during analysis
[b] All triplicates lost during analysis
[c] One triplicate lost during analysis
[d] One triplicate failed prior to analysis
[e] One triplicate lost during deployment
ID = identification
m = meter
MNR = monitored natural recovery
PE = polyethylene
PSD = passive sampling device
SPME = solid phase microextraction fibers

Table 2-7. Summary of Planned Fish Sample Numbers
Second MNR Report
Palos Verdes Shelf
Los Angeles County, California

Collection Area	Number of Barred Sand Bass	Number of White Croaker
Zone 1	30	30
Zone 2	10	10
Zone 3	30	30
Breakwater Zone	30	30
Huntington Flats	30	0
Redondo Flants	30	30
Ventura Flats	0	30
Total	160	160

MNR = monitored natural recovery

Table 2-8. Summary of Fish Samples
Second MNR Report
Palos Verdes Shelf
Los Angeles County, California

Collection Area	Species	Date	Sample ID	Latitude	Longitude	Standard Length (mm)	Total Length (mm)	Weight (grams)	Catch Method	Organization
Zone 1	White Croaker (*Genyonemus lineatus*)	11/17/2022	Z1-FT-WC-001-W-2211	33.70210	-118.34540	175	211	110	trawl	Sanitation Districts
		11/17/2022	Z1-FT-WC-002-W-2211	33.70210	-118.34540	179	214	115	trawl	Sanitation Districts
		11/17/2022	Z1-FT-WC-003-W-2211	33.70210	-118.34540	186	223	140	trawl	Sanitation Districts
		11/17/2022	Z1-FT-WC-004-W-2211	33.70434	-118.34465	172	208	110	trawl	Sanitation Districts
		11/17/2022	Z1-FT-WC-005-W-2211	33.70434	-118.34465	158	193	70	trawl	Sanitation Districts
		11/17/2022	Z1-FT-WC-006-W-2211	33.70434	-118.34465	165	200	90	trawl	Sanitation Districts
		11/17/2022	Z1-FT-WC-007-W-2211	33.70434	-118.34465	158	194	80	trawl	Sanitation Districts
		11/17/2022	Z1-FT-WC-008-W-2211	33.70434	-118.34465	161	195	80	trawl	Sanitation Districts
		11/18/2022	Z1-FT-WC-009-W-2211	33.70451	-118.34506	184	201	120	trawl	Sanitation Districts
		11/18/2022	Z1-FT-WC-010-W-2211	33.70451	-118.34506	173	210	100	trawl	Sanitation Districts
		11/18/2022	Z1-FT-WC-011-W-2211	33.70451	-118.34506	185	220	110	trawl	Sanitation Districts
		11/18/2022	Z1-FT-WC-012-W-2211	33.70678	-118.34271	155	189	90	trawl	Sanitation Districts
		11/18/2022	Z1-FT-WC-013-W-2211	33.70678	-118.34271	154	186	80	trawl	Sanitation Districts
		11/18/2022	Z1-FT-WC-014-W-2211	33.70278	-118.34566	200	240	160	trawl	Sanitation Districts
		11/18/2022	Z1-FT-WC-015-W-2211	33.70278	-118.34566	173	206	100	trawl	Sanitation Districts
		11/18/2022	Z1-FT-WC-016-W-2211	33.70490	-118.34467	153	184	75	trawl	Sanitation Districts
		11/18/2022	Z1-FT-WC-017-W-2211	33.70490	-118.34467	162	197	90	trawl	Sanitation Districts
		11/18/2022	Z1-FT-WC-018-W-2211	33.70490	-118.34467	174	211	110	trawl	Sanitation Districts
		11/22/2022	Z1-FT-WC-019-W-2211	33.70489	-118.34918	175	205	110	trawl	Sanitation Districts
		11/22/2022	Z1-FT-WC-020-W-2211	33.70489	-118.34918	172	206	110	trawl	Sanitation Districts
		11/22/2022	Z1-FT-WC-021-W-2211	33.70489	-118.34918	196	222	140	trawl	Sanitation Districts
		11/22/2022	Z1-FT-WC-022-W-2211	33.70489	-118.34918	158	194	80	trawl	Sanitation Districts
		11/22/2022	Z1-FT-WC-023-W-2211	33.70489	-118.34918	166	195	100	trawl	Sanitation Districts
		11/22/2022	Z1-FT-WC-024-W-2211	33.70489	-118.34918	163	198	100	trawl	Sanitation Districts
		11/22/2022	Z1-FT-WC-025-W-2211	33.70489	-118.34918	174	201	100	trawl	Sanitation Districts
		11/22/2022	Z1-FT-WC-026-W-2211	33.70489	-118.34918	158	193	80	trawl	Sanitation Districts
		11/22/2022	Z1-FT-WC-027-W-2211	33.70489	-118.34918	175	210	110	trawl	Sanitation Districts
		11/22/2022	Z1-FT-WC-028-W-2211	33.70489	-118.34918	166	200	90	trawl	Sanitation Districts
		11/22/2022	Z1-FT-WC-029-W-2211	33.70489	-118.34918	165	194	90	trawl	Sanitation Districts
		11/22/2022	Z1-FT-WC-030-W-2211	33.70489	-118.34918	174	210	110	trawl	Sanitation Districts

Table 2-8. Summary of Fish Samples
Second MNR Report
Palos Verdes Shelf
Los Angeles County, California

Collection Area	Species	Date	Sample ID	Latitude	Longitude	Standard Length (mm)	Total Length (mm)	Weight (grams)	Catch Method	Organization
Zone 1 (continued)	Barred Sand Bass (*Paralabrax nebulifer*)	5/24/2022	Z1-FT-SB-001-W-2205	33.71804	-118.34052	362	446	1100	trap	Sanitation Districts
		7/27/2022	Z1-FT-SB-002-W-2207	33.70765	-118.31840	291	361	610	trap	Sanitation Districts
		9/1/2022	Z1-FT-SB-003-W-2209	33.70734	-118.31778	347	433	1100	spear	Sanitation Districts
		9/1/2022	Z1-FT-SB-004-W-2209	33.70734	-118.31778	379	464	1200	spear	Sanitation Districts
		9/1/2022	Z1-FT-SB-005-W-2209	33.70734	-118.31778	331	414	850	spear	Sanitation Districts
		9/1/2022	Z1-FT-SB-006-W-2209	33.70942	-118.31816	300	371	700	spear	Sanitation Districts
		9/1/2022	Z1-FT-SB-007-W-2209	33.71051	-118.31767	295	365	600	spear	Sanitation Districts
		9/1/2022	Z1-FT-SB-008-W-2209	33.71051	-118.31767	300	374	610	spear	Sanitation Districts
		9/1/2022	Z1-FT-SB-009-W-2209	33.71051	-118.31767	306	380	650	spear	Sanitation Districts
		9/1/2022	Z1-FT-SB-010-W-2209	33.71198	-118.32524	299	372	550	spear	Sanitation Districts
		9/1/2022	Z1-FT-SB-011-W-2209	33.71198	-118.32524	305	377	700	spear	Sanitation Districts
		9/21/2022	Z1-FT-SB-012-W-2209	33.70762	-118.31821	320	395	750	spear	Sanitation Districts
		9/21/2022	Z1-FT-SB-013-W-2209	33.70762	-118.31821	309	378	620	spear	Sanitation Districts
		9/21/2022	Z1-FT-SB-014-W-2209	33.70935	-118.31777	313	382	630	spear	Sanitation Districts
		12/9/2022	Z1-FT-SB-015-W-2212	33.71984	-118.34254	320	401	750	spear	Sanitation Districts
		12/16/2022	Z1-FT-SB-016-W-2212	33.71119	-118.31844	294	360	590	trap	Sanitation Districts
		12/20/2022	Z1-FT-SB-017-W-2212	33.70763	-118.31833	314	390	650	spear	Sanitation Districts
		12/20/2022	Z1-FT-SB-018-W-2212	33.70763	-118.31833	297	392	560	spear	Sanitation Districts
		12/20/2022	Z1-FT-SB-019-W-2212	33.70763	-118.31833	331	408	690	spear	Sanitation Districts
		12/20/2022	Z1-FT-SB-020-W-2212	33.70763	-118.31833	352	433	840	spear	Sanitation Districts
		12/20/2022	Z1-FT-SB-021-W-2212	33.71124	-118.31838	294	361	540	spear	Sanitation Districts
		12/20/2022	Z1-FT-SB-022-W-2212	33.71124	-118.31838	296	365	570	spear	Sanitation Districts
		12/20/2022	Z1-FT-SB-023-W-2212	33.71124	-118.31838	314	386	690	spear	Sanitation Districts
		12/20/2022	Z1-FT-SB-024-W-2212	33.71124	-118.31838	298	371	640	spear	Sanitation Districts
		12/20/2022	Z1-FT-SB-025-W-2212	33.71124	-118.31838	311	388	750	spear	Sanitation Districts
		12/22/2022	Z1-FT-SB-026-W-2212	33.70767	-118.31817	286	357	470	spear	Sanitation Districts
		12/22/2022	Z1-FT-SB-027-W-2212	33.70767	-118.31817	311	383	690	spear	Sanitation Districts
		12/22/2022	Z1-FT-SB-028-W-2212	33.70767	-118.31817	301	373	570	spear	Sanitation Districts
		1/20/2023	Z1-FT-SB-029-W-2301	33.71233	-118.33611	300	371	680	trap	Sanitation Districts
		1/26/2023	Z1-FT-SB-030-W-2301	33.70786	-118.31850	325	409	770	trap	Sanitation Districts

Table 2-8. Summary of Fish Samples
Second MNR Report
Palos Verdes Shelf
Los Angeles County, California

Collection Area	Species	Date	Sample ID	Latitude	Longitude	Standard Length (mm)	Total Length (mm)	Weight (grams)	Catch Method	Organization
Zone 2	White Croaker (*Genyonemus lineatus*)	11/17/2022	Z2-FT-WC-001-W-2211	33.73089	-118.40268	185	220	130	trawl	Sanitation Districts
		11/17/2022	Z2-FT-WC-002-W-2211	33.73089	-118.40268	184	224	120	trawl	Sanitation Districts
		11/17/2022	Z2-FT-WC-003-W-2211	33.73089	-118.40268	183	222	120	trawl	Sanitation Districts
		11/17/2022	Z2-FT-WC-004-W-2211	33.73089	-118.40268	190	230	140	trawl	Sanitation Districts
		11/17/2022	Z2-FT-WC-005-W-2211	33.73089	-118.40268	189	229	130	trawl	Sanitation Districts
		11/17/2022	Z2-FT-WC-006-W-2211	33.73089	-118.40268	160	193	90	trawl	Sanitation Districts
		11/17/2022	Z2-FT-WC-007-W-2211	33.72238	-118.38476	194	235	140	trawl	Sanitation Districts
		11/17/2022	Z2-FT-WC-008-W-2211	33.72238	-118.38476	190	228	140	trawl	Sanitation Districts
		11/17/2022	Z2-FT-WC-009-W-2211	33.72238	-118.38476	182	219	120	trawl	Sanitation Districts
		11/17/2022	Z2-FT-WC-010-W-2211	33.72238	-118.38476	182	217	130	trawl	Sanitation Districts
	Barred Sand Bass (*Paralabrax nebulifer*)	5/26/2022	Z2-FT-SB-001-W-2205	33.73417	-118.40297	352	442	1000	hook and line	Sanitation Districts
		6/7/2022	Z2-FT-SB-002-W-2206	33.74657	-118.42100	344	423	960	trap	Sanitation Districts
		8/25/2022	Z2-FT-SB-003-W-2208	33.73822	-118.41498	301	371	650	spear	Sanitation Districts
		12/13/2022	Z2-FT-SB-004-W-2212	33.74645	-118.41623	291	363	520	trap	Sanitation Districts
		12/16/2022	Z2-FT-SB-005-W-2212	33.74638	-118.42108	355	441	940	spear	Sanitation Districts
		12/16/2022	Z2-FT-SB-006-W-2212	33.73319	-118.39706	294	363	620	trap	Sanitation Districts
		12/22/2022	Z2-FT-SB-007-W-2212	33.74656	-118.42074	308	371	640	spear	Sanitation Districts
		12/22/2022	Z2-FT-SB-008-W-2212	33.74656	-118.42074	303	374	600	spear	Sanitation Districts
		12/22/2022	Z2-FT-SB-009-W-2212	33.74656	-118.42074	371	456	1100	spear	Sanitation Districts
		12/22/2022	Z2-FT-SB-010-W-2212	33.73515	-118.40191	296	367	520	spear	Sanitation Districts

Table 2-8. Summary of Fish Samples
Second MNR Report
Palos Verdes Shelf
Los Angeles County, California

Collection Area	Species	Date	Sample ID	Latitude	Longitude	Standard Length (mm)	Total Length (mm)	Weight (grams)	Catch Method	Organization
Zone 3	White Croaker (*Genyonemus lineatus*)	11/16/2022	Z3-FT-WC-001-W-2211	33.80473	-118.43336	179	217	120	trawl	Sanitation Districts
		11/16/2022	Z3-FT-WC-002-W-2211	33.80473	-118.43336	165	203	100	trawl	Sanitation Districts
		11/16/2022	Z3-FT-WC-003-W-2211	33.80948	-118.42184	165	204	100	trawl	Sanitation Districts
		11/16/2022	Z3-FT-WC-004-W-2211	33.80948	-118.42184	169	207	100	trawl	Sanitation Districts
		11/16/2022	Z3-FT-WC-005-W-2211	33.80948	-118.42184	163	199	90	trawl	Sanitation Districts
		11/16/2022	Z3-FT-WC-006-W-2211	33.80948	-118.42184	172	208	100	trawl	Sanitation Districts
		11/16/2022	Z3-FT-WC-007-W-2211	33.80155	-118.43428	187	226	130	trawl	Sanitation Districts
		11/16/2022	Z3-FT-WC-008-W-2211	33.80155	-118.43428	180	216	130	trawl	Sanitation Districts
		11/16/2022	Z3-FT-WC-009-W-2211	33.80155	-118.43428	192	233	150	trawl	Sanitation Districts
		11/16/2022	Z3-FT-WC-010-W-2211	33.80155	-118.43428	179	214	120	trawl	Sanitation Districts
		11/16/2022	Z3-FT-WC-011-W-2211	33.80155	-118.43428	184	227	120	trawl	Sanitation Districts
		11/16/2022	Z3-FT-WC-012-W-2211	33.80155	-118.43428	193	232	140	trawl	Sanitation Districts
		11/16/2022	Z3-FT-WC-013-W-2211	33.80155	-118.43428	173	211	100	trawl	Sanitation Districts
		11/16/2022	Z3-FT-WC-014-W-2211	33.80155	-118.43428	165	201	90	trawl	Sanitation Districts
		11/16/2022	Z3-FT-WC-015-W-2211	33.80155	-118.43428	127	155	50	trawl	Sanitation Districts
		11/16/2022	Z3-FT-WC-016-W-2211	33.81074	-118.42496	174	216	120	trawl	Sanitation Districts
		11/16/2022	Z3-FT-WC-017-W-2211	33.81074	-118.42496	187	224	130	trawl	Sanitation Districts
		11/16/2022	Z3-FT-WC-018-W-2211	33.81074	-118.42496	171	208	100	trawl	Sanitation Districts
		11/16/2022	Z3-FT-WC-019-W-2211	33.81074	-118.42496	162	197	80	trawl	Sanitation Districts
		11/16/2022	Z3-FT-WC-020-W-2211	33.81074	-118.42496	174	214	120	trawl	Sanitation Districts
		11/16/2022	Z3-FT-WC-021-W-2211	33.81074	-118.42496	153	185	70	trawl	Sanitation Districts
		11/16/2022	Z3-FT-WC-022-W-2211	33.80248	-118.43111	184	222	130	trawl	Sanitation Districts
		11/16/2022	Z3-FT-WC-023-W-2211	33.80248	-118.43111	195	236	150	trawl	Sanitation Districts
		11/16/2022	Z3-FT-WC-024-W-2211	33.80248	-118.43111	180	216	110	trawl	Sanitation Districts
		11/16/2022	Z3-FT-WC-025-W-2211	33.80248	-118.43111	142	174	50	trawl	Sanitation Districts
		11/16/2022	Z3-FT-WC-026-W-2211	33.80248	-118.43111	184	223	110	trawl	Sanitation Districts
		11/17/2022	Z3-FT-WC-027-W-2211	33.80172	-118.43388	186	227	130	trawl	Sanitation Districts
		11/17/2022	Z3-FT-WC-028-W-2211	33.80172	-118.43388	203	241	155	trawl	Sanitation Districts
		11/17/2022	Z3-FT-WC-029-W-2211	33.80172	-118.43388	181	215	120	trawl	Sanitation Districts
		11/17/2022	Z3-FT-WC-030-W-2211	33.80172	-118.43388	185	223	120	trawl	Sanitation Districts

Table 2-8. Summary of Fish Samples
Second MNR Report
Palos Verdes Shelf
Los Angeles County, California

Collection Area	Species	Date	Sample ID	Latitude	Longitude	Standard Length (mm)	Total Length (mm)	Weight (grams)	Catch Method	Organization
Zone 3 (continued)	Barred Sand Bass (*Paralabrax nebulifer*)	1/25/2023	Z3-FT-SB-001-W-2301	33.80932	-118.40553	323	407	740	spear	Sanitation Districts
		1/26/2023	Z3-FT-SB-002-W-2301	33.80939	-118.40594	300	382	620	spear	Sanitation Districts
		1/26/2023	Z3-FT-SB-003-W-2301	33.80939	-118.40594	325	407	750	spear	Sanitation Districts
		1/27/2023	Z3-FT-SB-004-W-2301	33.81000	-118.41646	289	357	500	spear	Sanitation Districts
		1/27/2023	Z3-FT-SB-005-W-2301	33.81000	-118.41646	311	383	660	spear	Sanitation Districts
		2/1/2023	Z3-FT-SB-006-W-2302	33.80946	-118.40539	289	362	560	spear	Sanitation Districts
		2/2/2023	Z3-FT-SB-007-W-2302	33.80914	-118.40606	365	433	1100	trap	Sanitation Districts
		10/27/2023	Z3-FT-SB-008-W-2310	33.80958	-118.40591	328	406	880	spear	Sanitation Districts
		11/3/2023	Z3-FT-SB-009-W-2311	33.80980	-118.41641	300	374	570	spear	Sanitation Districts
		11/3/2023	Z3-FT-SB-010-W-2311	33.80925	-118.40563	310	384	700	spear	Sanitation Districts
		11/22/2023	Z3-FT-SB-011-W-2311	33.81030	-118.41624	318	393	760	spear	Sanitation Districts
		11/22/2023	Z3-FT-SB-012-W-2311	33.81030	-118.41624	353	438	990	spear	Sanitation Districts
		11/22/2023	Z3-FT-SB-013-W-2311	33.79577	-118.41777	310	378	690	trap	Sanitation Districts
		11/28/2023	Z3-FT-SB-014-W-2311	33.80989	-118.41599	312	391	730	spear	Sanitation Districts
		11/28/2023	Z3-FT-SB-015-W-2311	33.79550	-118.41800	375	460	1320	spear	Sanitation Districts
		11/28/2023	Z3-FT-SB-016-W-2311	33.79550	-118.41800	282	362	480	spear	Sanitation Districts
		11/28/2023	Z3-FT-SB-017-W-2311	33.79550	-118.41800	295	370	600	spear	Sanitation Districts
		11/28/2023	Z3-FT-SB-018-W-2311	33.79550	-118.41800	355	445	1100	spear	Sanitation Districts
		11/30/2023	Z3-FT-SB-019-W-2311	33.79551	-118.41822	290	360	540	trap	Sanitation Districts
		11/30/2023	Z3-FT-SB-020-W-2311	33.79544	-118.41813	295	369	530	spear	Sanitation Districts
		11/30/2023	Z3-FT-SB-021-W-2311	33.79544	-118.41813	341	428	910	spear	Sanitation Districts
		11/30/2023	Z3-FT-SB-022-W-2311	33.79544	-118.41813	282	359	580	spear	Sanitation Districts
		11/30/2023	Z3-FT-SB-023-W-2311	33.79544	-118.41813	340	422	860	spear	Sanitation Districts
		11/30/2023	Z3-FT-SB-024-W-2311	33.79544	-118.41813	305	381	660	spear	Sanitation Districts
		11/30/2023	Z3-FT-SB-025-W-2311	33.79544	-118.41813	293	363	620	spear	Sanitation Districts

Table 2-8. Summary of Fish Samples
Second MNR Report
Palos Verdes Shelf
Los Angeles County, California

Collection Area	Species	Date	Sample ID	Latitude	Longitude	Standard Length (mm)	Total Length (mm)	Weight (grams)	Catch Method	Organization
Breakwall Zone	White Croaker (*Genyonemus lineatus*)	11/18/2022	BW-FT-WC-001-W-2211	33.70303	-118.18048	146	175	70	trawl	Sanitation Districts
		11/18/2022	BW-FT-WC-002-W-2211	33.70303	-118.18048	155	179	85	trawl	Sanitation Districts
		11/18/2022	BW-FT-WC-003-W-2211	33.70303	-118.18048	151	182	90	trawl	Sanitation Districts
		11/18/2022	BW-FT-WC-004-W-2211	33.70303	-118.18048	141	173	60	trawl	Sanitation Districts
		11/18/2022	BW-FT-WC-005-W-2211	33.70303	-118.18048	147	178	90	trawl	Sanitation Districts
		11/18/2022	BW-FT-WC-006-W-2211	33.70303	-118.18048	147	178	70	trawl	Sanitation Districts
		11/18/2022	BW-FT-WC-007-W-2211	33.70303	-118.18048	147	178	60	trawl	Sanitation Districts
		11/18/2022	BW-FT-WC-008-W-2211	33.70303	-118.18048	146	177	70	trawl	Sanitation Districts
		11/18/2022	BW-FT-WC-009-W-2211	33.70303	-118.18048	135	162	45	trawl	Sanitation Districts
		11/18/2022	BW-FT-WC-010-W-2211	33.70303	-118.18048	135	165	55	trawl	Sanitation Districts
		11/18/2022	BW-FT-WC-011-W-2211	33.70303	-118.18048	145	176	60	trawl	Sanitation Districts
		11/18/2022	BW-FT-WC-012-W-2211	33.70303	-118.18048	142	175	70	trawl	Sanitation Districts
		11/18/2022	BW-FT-WC-013-W-2211	33.70303	-118.18048	155	189	80	trawl	Sanitation Districts
		11/18/2022	BW-FT-WC-014-W-2211	33.70303	-118.18048	143	174	60	trawl	Sanitation Districts
		11/18/2022	BW-FT-WC-015-W-2211	33.70303	-118.18048	155	189	75	trawl	Sanitation Districts
		11/18/2022	BW-FT-WC-016-W-2211	33.70303	-118.18048	137	167	60	trawl	Sanitation Districts
		11/18/2022	BW-FT-WC-017-W-2211	33.70303	-118.18048	147	177	65	trawl	Sanitation Districts
		11/18/2022	BW-FT-WC-018-W-2211	33.70303	-118.18048	142	173	55	trawl	Sanitation Districts
		11/18/2022	BW-FT-WC-019-W-2211	33.70303	-118.18048	136	165	50	trawl	Sanitation Districts
		11/18/2022	BW-FT-WC-020-W-2211	33.70303	-118.18048	146	179	75	trawl	Sanitation Districts
		11/18/2022	BW-FT-WC-021-W-2211	33.70303	-118.18048	138	170	60	trawl	Sanitation Districts
		11/18/2022	BW-FT-WC-022-W-2211	33.70303	-118.18048	142	173	65	trawl	Sanitation Districts
		11/18/2022	BW-FT-WC-023-W-2211	33.70303	-118.18048	137	165	60	trawl	Sanitation Districts
		11/18/2022	BW-FT-WC-024-W-2211	33.70303	-118.18048	137	165	45	trawl	Sanitation Districts
		11/18/2022	BW-FT-WC-025-W-2211	33.70303	-118.18048	149	180	70	trawl	Sanitation Districts
		11/18/2022	BW-FT-WC-026-W-2211	33.70303	-118.18048	143	173	60	trawl	Sanitation Districts
		11/18/2022	BW-FT-WC-027-W-2211	33.70303	-118.18048	143	175	55	trawl	Sanitation Districts
		11/18/2022	BW-FT-WC-028-W-2211	33.70303	-118.18048	139	168	55	trawl	Sanitation Districts
		11/18/2022	BW-FT-WC-029-W-2211	33.70303	-118.18048	140	168	60	trawl	Sanitation Districts
		11/18/2022	BW-FT-WC-030-W-2211	33.70303	-118.18048	137	168	50	trawl	Sanitation Districts

Table 2-8. Summary of Fish Samples
Second MNR Report
Palos Verdes Shelf
Los Angeles County, California

Collection Area	Species	Date	Sample ID	Latitude	Longitude	Standard Length (mm)	Total Length (mm)	Weight (grams)	Catch Method	Organization
Breakwall Zone	Barred Sand Bass (*Paralabrax nebulifer*)	6/8/2022	BW-FT-SB-001-W-2206	33.68649	-118.18394	293	359	525	hook and line	Sanitation Districts
		6/8/2022	BW-FT-SB-002-W-2206	33.68649	-118.18394	296	362	600	hook and line	Sanitation Districts
		6/8/2022	BW-FT-SB-003-W-2206	33.68649	-118.18394	335	409	850	hook and line	Sanitation Districts
		6/8/2022	BW-FT-SB-004-W-2206	33.68649	-118.18394	351	430	1025	hook and line	Sanitation Districts
		6/8/2022	BW-FT-SB-005-W-2206	33.68649	-118.18394	304	380	650	hook and line	Sanitation Districts
		6/8/2022	BW-FT-SB-006-W-2206	33.69421	-118.18347	312	398	720	trap	Sanitation Districts
		6/8/2022	BW-FT-SB-007-W-2206	33.70421	-118.20173	306	379	650	trap	Sanitation Districts
		6/8/2022	BW-FT-SB-008-W-2206	33.70663	-118.20069	297	362	550	trap	Sanitation Districts
		6/9/2022	BW-FT-SB-009-W-2206	33.68654	-118.18382	347	430	860	hook and line	Sanitation Districts
		6/9/2022	BW-FT-SB-010-W-2206	33.68654	-118.18382	315	385	740	hook and line	Sanitation Districts
		6/9/2022	BW-FT-SB-011-W-2206	33.70427	-118.20175	328	410	925	trap	Sanitation Districts
		6/14/2022	BW-FT-SB-012-W-2206	33.66126	-118.20035	287	363	570	hook and line	Sanitation Districts
		6/14/2022	BW-FT-SB-013-W-2206	33.68659	-118.18386	305	371	690	hook and line	Sanitation Districts
		6/14/2022	BW-FT-SB-014-W-2206	33.65630	-118.19770	313	391	810	trap	Sanitation Districts
		6/14/2022	BW-FT-SB-015-W-2206	33.70669	-118.20080	315	395	730	trap	Sanitation Districts
		6/22/2022	BW-FT-SB-016-W-2206	33.68887	-118.18700	305	393	740	trap	Sanitation Districts
		6/22/2022	BW-FT-SB-017-W-2206	33.68633	-118.18353	311	379	680	trap	Sanitation Districts
		6/22/2022	BW-FT-SB-018-W-2206	33.68633	-118.18353	306	371	650	trap	Sanitation Districts
		6/28/2022	BW-FT-SB-019-W-2206	33.71710	-118.20224	338	426	860	trap	Sanitation Districts
		6/28/2022	BW-FT-SB-020-W-2206	33.68636	-118.18387	295	359	580	trap	Sanitation Districts
		6/29/2022	BW-FT-SB-021-W-2206	33.70431	-118.20199	298	369	520	trap	Sanitation Districts
		6/29/2022	BW-FT-SB-022-W-2206	33.68664	-118.18392	330	412	880	trap	Sanitation Districts
		7/5/2022	BW-FT-SB-023-W-2207	33.68660	-118.18382	323	396	730	trap	Sanitation Districts
		7/6/2022	BW-FT-SB-024-W-2207	33.70672	-118.20072	285	361	600	trap	Sanitation Districts
		7/6/2022	BW-FT-SB-025-W-2207	33.65573	-118.19764	297	372	640	trap	Sanitation Districts
		7/7/2022	BW-FT-SB-026-W-2207	33.65876	-118.16729	293	367	610	trap	Sanitation Districts
		7/7/2022	BW-FT-SB-027-W-2207	33.70666	-118.20084	307	376	690	trap	Sanitation Districts
		7/29/2022	BW-FT-SB-028-W-2207	33.68866	-118.18724	320	400	860	trap	Sanitation Districts
		7/29/2022	BW-FT-SB-029-W-2207	33.65724	-118.19185	291	356	590	trap	Sanitation Districts
		7/29/2022	BW-FT-SB-030-W-2207	33.65904	-118.16685	345	427	1040	trap	Sanitation Districts

Table 2-8. Summary of Fish Samples
Second MNR Report
Palos Verdes Shelf
Los Angeles County, California

Collection Area	Species	Date	Sample ID	Latitude	Longitude	Standard Length (mm)	Total Length (mm)	Weight (grams)	Catch Method	Organization
Huntington Flats	Barred Sand Bass (*Paralabrax nebulifer*)	5/25/2022	HF-FT-SB-001-W-2205	33.64532	-118.10205	470	530	2063	hook and line	Seaventures
		5/26/2022	HF-FT-SB-002-W-2205	33.64692	-118.10042	490	580	3084	hook and line	Seaventures
		5/26/2022	HF-FT-SB-003-W-2205	33.64692	-118.10042	350	420	726	hook and line	Seaventures
		5/26/2022	HF-FT-SB-004-W-2205	33.64692	-118.10042	340	400	680	hook and line	Seaventures
		5/26/2022	HF-FT-SB-005-W-2205	33.64702	-118.10093	320	370	621	trap	Seaventures
		5/26/2022	HF-FT-SB-006-W-2205	33.64702	-118.10093	370	431	966	trap	Seaventures
		5/26/2022	HF-FT-SB-007-W-2205	33.64893	-118.10300	343	400	703	trap	Seaventures
		5/26/2022	HF-FT-SB-008-W-2205	33.64893	-118.10300	380	435	1043	trap	Seaventures
		5/26/2022	HF-FT-SB-009-W-2205	33.64893	-118.10300	405	468	1170	trap	Seaventures
		5/26/2022	HF-FT-SB-010-W-2205	33.64893	-118.10300	320	373	567	hook and line	Seaventures
		5/26/2022	HF-FT-SB-012-W-2205	33.64812	-118.10172	357	408	526	trap	Seaventures
		5/26/2022	HF-FT-SB-013-W-2205	33.64812	-118.10172	312	365	608	trap	Seaventures
		5/26/2022	HF-FT-SB-014-W-2205	33.64812	-118.10172	380	440	971	trap	Seaventures
		5/26/2022	HF-FT-SB-015-W-2205	33.64812	-118.10172	370	441	1034	trap	Seaventures
		5/26/2022	HF-FT-SB-016-W-2205	33.64700	-118.10027	360	420	748	trap	Seaventures
		5/26/2022	HF-FT-SB-017-W-2205	33.64700	-118.10027	312	363	517	trap	Seaventures
		5/26/2022	HF-FT-SB-018-W-2205	33.64700	-118.10027	325	373	667	trap	Seaventures
		5/27/2022	HF-FT-SB-011-W-2205	33.64808	-118.10267	390	460	3475	hook and line	Seaventures
		5/27/2022	HF-FT-SB-019-W-2205	33.64780	-118.10238	310	365	526	hook and line	Seaventures
		5/27/2022	HF-FT-SB-020-W-2205	33.64808	-118.10267	325	370	531	hook and line	Seaventures
		5/27/2022	HF-FT-SB-021-W-2205	33.64812	-118.10172	355	420	894	trap	Seaventures
		5/27/2022	HF-FT-SB-022-W-2205	33.64812	-118.10172	410	480	984	trap	Seaventures
		5/27/2022	HF-FT-SB-023-W-2205	33.64812	-118.10172	303	360	485	trap	Seaventures
		5/27/2022	HF-FT-SB-024-W-2205	33.64865	-118.10307	380	445	1070	trap	Seaventures
		5/27/2022	HF-FT-SB-025-W-2205	33.64673	-118.10003	415	490	1225	trap	Seaventures
		5/27/2022	HF-FT-SB-026-W-2205	33.64673	-118.10003	310	370	553	trap	Seaventures
		5/27/2022	HF-FT-SB-027-W-2205	33.64673	-118.10003	340	400	767	trap	Seaventures
		5/27/2022	HF-FT-SB-028-W-2205	33.64725	-118.10088	400	470	1197	trap	Seaventures
		5/27/2022	HF-FT-SB-029-W-2205	33.64817	-118.10167	398	472	1070	trap	Seaventures
		5/27/2022	HF-FT-SB-030-W-2205	33.64817	-118.10167	442	527	1510	trap	Seaventures
		5/27/2022	HF-FT-SB-031-W-2205 [a]	33.64817	-118.10167	320	375	608	trap	Seaventures

Table 2-8. Summary of Fish Samples
Second MNR Report
Palos Verdes Shelf
Los Angeles County, California

Collection Area	Species	Date	Sample ID	Latitude	Longitude	Standard Length (mm)	Total Length (mm)	Weight (grams)	Catch Method	Organization
Redondo Flats	White Croaker (*Genyonemus lineatus*)	1/21/2023	RF-WC-WC-001-W-2301	33.85973	-118.40847	188	224	144	trawl	Seaventures
		1/21/2023	RF-WC-WC-002-W-2301	33.86398	-118.07488	160	188	74	trawl	Seaventures
		1/21/2023	RF-WC-WC-003-W-2301	33.86398	-118.07488	198	240	170	trawl	Seaventures
		1/21/2023	RF-WC-WC-004-W-2301	33.86398	-118.07488	180	220	120	trawl	Seaventures
		1/21/2023	RF-WC-WC-005-W-2301	33.86398	-118.07488	192	238	158	trawl	Seaventures
		1/21/2023	RF-WC-WC-006-W-2301	33.85142	-118.40925	185	223	128	trawl	Seaventures
		1/21/2023	RF-WC-WC-007-W-2301	33.85142	-118.40925	194	229	142	trawl	Seaventures
		1/21/2023	RF-WC-WC-008-W-2301	33.85142	-118.40925	150	182	80	trawl	Seaventures
		1/21/2023	RF-WC-WC-009-W-2301	33.85142	-118.40925	200	245	184	trawl	Seaventures
		1/21/2023	RF-WC-WC-010-W-2301	33.85142	-118.40925	155	195	86	trawl	Seaventures
		1/21/2023	RF-WC-WC-011-W-2301	33.85142	-118.40925	187	215	134	trawl	Seaventures
		1/21/2023	RF-WC-WC-012-W-2301	33.85142	-118.40925	140	167	54	trawl	Seaventures
		1/21/2023	RF-WC-WC-013-W-2301	33.85142	-118.40925	130	158	46	trawl	Seaventures
		1/21/2023	RF-WC-WC-014-W-2301	33.85142	-118.40925	155	187	76	trawl	Seaventures
		1/21/2023	RF-WC-WC-015-W-2301	33.85142	-118.40925	153	186	72	trawl	Seaventures
		1/21/2023	RF-WC-WC-016-W-2301	33.86402	-118.41037	176	213	118	trawl	Seaventures
		1/21/2023	RF-WC-WC-017-W-2301	33.86402	-118.41037	167	202	100	trawl	Seaventures
		1/21/2023	RF-WC-WC-018-W-2301	33.86402	-118.41037	207	248	208	trawl	Seaventures
		1/21/2023	RF-WC-WC-019-W-2301	33.86402	-118.41037	168	201	110	trawl	Seaventures
		1/21/2023	RF-WC-WC-020-W-2301	33.86402	-118.41037	149	182	72	trawl	Seaventures
		1/21/2023	RF-WC-WC-021-W-2301	33.86402	-118.41037	175	223	124	trawl	Seaventures
		1/21/2023	RF-WC-WC-022-W-2301	33.86402	-118.41037	182	219	124	trawl	Seaventures
		1/21/2023	RF-WC-WC-023-W-2301	33.86402	-118.41037	155	188	78	trawl	Seaventures
		1/21/2023	RF-WC-WC-024-W-2301	33.86402	-118.41037	140	170	58	trawl	Seaventures
		1/22/2023	RF-WC-WC-025-W-2301	33.85953	-118.40835	168	203	104	trawl	Seaventures
		1/22/2023	RF-WC-WC-026-W-2301	33.85953	-118.40835	162	195	86	trawl	Seaventures
		1/22/2023	RF-WC-WC-027-W-2301	33.85953	-118.40835	175	210	104	trawl	Seaventures
		1/22/2023	RF-WC-WC-028-W-2301	33.85953	-118.40835	159	197	98	trawl	Seaventures
		1/22/2023	RF-WC-WC-029-W-2301	33.85953	-118.40835	165	204	98	trawl	Seaventures
		1/22/2023	RF-WC-WC-030-W-2301	33.85953	-118.40835	165	204	98	trawl	Seaventures

Table 2-8. Summary of Fish Samples
Second MNR Report
Palos Verdes Shelf
Los Angeles County, California

Collection Area	Species	Date	Sample ID	Latitude	Longitude	Standard Length (mm)	Total Length (mm)	Weight (grams)	Catch Method	Organization
Redondo Flats (continued)	Barred Sand Bass (*Paralabrax nebulifer*)	5/29/2022	RF-FT-SB-001-W-2205	33.85443	-118.41527	430	490	1760	hook and line	Seaventures
		5/29/2022	RF-FT-SB-002-W-2205	33.85443	-118.41527	350	420	962	hook and line	Seaventures
		5/30/2022	RF-FT-SB-003-W-2205	33.85405	-118.41490	305	368	567	hook and line	Seaventures
		5/30/2022	RF-FT-SB-004-W-2205	33.85405	-118.41490	320	380	658	hook and line	Seaventures
		5/30/2022	RF-FT-SB-005-W-2205	33.85405	-118.41490	323	388	671	hook and line	Seaventures
		5/30/2022	RF-FT-SB-006-W-2205	33.85405	-118.41490	315	367	640	hook and line	Seaventures
		5/30/2022	RF-FT-SB-007-W-2205	33.85405	-118.41490	295	358	517	hook and line	Seaventures
		5/30/2022	RF-FT-SB-008-W-2205	33.85405	-118.41490	315	369	612	hook and line	Seaventures
		5/30/2022	RF-FT-SB-009-W-2205	33.85405	-118.41490	405	480	1533	hook and line	Seaventures
		5/30/2022	RF-FT-SB-010-W-2205	33.85405	-118.41490	315	385	735	hook and line	Seaventures
		5/30/2022	RF-FT-SB-011-W-2205	33.85405	-118.41490	315	375	653	hook and line	Seaventures
		5/30/2022	RF-FT-SB-012-W-2205	33.85405	-118.41490	440	510	1488	hook and line	Seaventures
		5/30/2022	RF-FT-SB-013-W-2205	33.85405	-118.41490	340	400	757	hook and line	Seaventures
		5/30/2022	RF-FT-SB-014-W-2205	33.85405	-118.41490	312	368	658	hook and line	Seaventures
		5/30/2022	RF-FT-SB-015-W-2205	33.85405	-118.41490	325	380	612	hook and line	Seaventures
		5/30/2022	RF-FT-SB-016-W-2205	33.85405	-118.41490	325	392	694	hook and line	Seaventures
		5/30/2022	RF-FT-SB-017-W-2205	33.85405	-118.41490	305	368	658	hook and line	Seaventures
		5/30/2022	RF-FT-SB-018-W-2205	33.85405	-118.41490	305	362	653	hook and line	Seaventures
		5/31/2022	RF-FT-SB-019-W-2205	33.85405	-118.41482	365	426	1043	hook and line	Seaventures
		5/31/2022	RF-FT-SB-020-W-2205	33.85390	-118.41453	330	391	826	trap	Seaventures
		5/31/2022	RF-FT-SB-021-W-2205	33.85405	-118.41482	356	402	807	hook and line	Seaventures
		5/31/2022	RF-FT-SB-022-W-2205	33.85405	-118.41482	305	357	513	hook and line	Seaventures
		5/31/2022	RF-FT-SB-023-W-2205	33.85405	-118.41482	325	386	771	hook and line	Seaventures
		5/31/2022	RF-FT-SB-024-W-2205	33.85405	-118.41482	337	407	848	hook and line	Seaventures
		5/31/2022	RF-FT-SB-025-W-2205	33.85405	-118.41482	305	362	544	hook and line	Seaventures
		6/1/2022	RF-FT-SB-026-W-2206	33.85377	-118.41473	295	357	540	hook and line	Seaventures
		6/1/2022	RF-FT-SB-027-W-2206	33.85377	-118.41473	370	437	1098	hook and line	Seaventures
		6/1/2022	RF-FT-SB-028-W-2206	33.85377	-118.41473	333	395	803	hook and line	Seaventures
		6/1/2022	RF-FT-SB-029-W-2206	33.85377	-118.41473	300	357	549	hook and line	Seaventures
		6/1/2022	RF-FT-SB-030-W-2206	33.85377	-118.41473	330	382	785	hook and line	Seaventures

[a] Sample HF-FT-SB-031-W-2205 was archived, not analyzed
ID = identification
mm = millimeter(s)
Sanitation Districts = Sanitation Districts of Los Angeles County

Table 3-1. Total DDTs and Total DDT Compounds in 0- to 8-cm Sediment Bed Depth Interval
Second MNR Report
Palos Verdes Shelf
Los Angeles County, California

Location ID	Total Water Depth (meters)	Average Total DDTs (µg/kg dry weight)	Average Total DDTs - Carbon Normalized (µg/kg OC)	Average Total DDT Compounds (µg/kg dry weight)	Average Total DDT Compounds - Carbon Normalized (µg/kg OC)
Shelf-wide Cores					
BA1B	155	1,100	32,000	1,400	41,000
BA1C	60	970	28,000	1,600	45,000
BA1DC	40	360	6,000	520	8,600
BA2B[a]	149	1,000	32,000	1,400	43,000
BA2C	62	640	23,000	1,100	41,000
BA2DC	42	250	3,300	350	4,600
BA3B	155	3,200	140,000	4,700	220,000
BA3C	60	860	19,000	1,400	32,000
BA3DC	41	300	6,900	430	10,000
BA4B	152	4,000	72,000	7,700	140,000
BA4C[a]	61	1,100	41,000	1,400	51,000
BA4DC	41	20,000	2,500,000	30,000	4,000,000
BA5B[a]	150	5,200	94,000	6,600	120,000
BA5C	61	2,000	81,000	2,500	100,000
BA5DC	41	490	30,000	690	43,000
BA6B	150	11,000	120,000	19,000	240,000
BA6BC	101	13,000	130,000	26,000	260,000
BA6C	60	1,800	74,000	2,500	100,000
BA6DC	41	570	37,000	700	46,000
BA7B	157	2,800	110,000	5,800	230,000
BA7C	60	1,700	110,000	2,100	150,000
BA7DC	41	520	43,000	620	51,000
BA8B	151	9,900	100,000	36,000	310,000
BA8BC	98	6,300	110,000	16,000	300,000
BA8C	61	99,000	2,100,000	110,000	2,300,000
BA8DC	41	890	51,000	1,000	58,000
BA9B	146	5,100	180,000	9,100	310,000
BA9BC	97	2,900	89,000	6,000	190,000
BA9C	62	2,100	170,000	3,300	250,000
BA9DC	41	390	45,000	460	53,000
BA10B	148	270	25,000	340	31,000
BA10C	62	290	43,000	310	46,000
BA10DC	42	250	24,000	290	28,000

Table 3-1. Total DDTs and Total DDT Compounds in 0- to 8-cm Sediment Bed Depth Interval
Second MNR Report
Palos Verdes Shelf
Los Angeles County, California

Location ID	Total Water Depth (meters)	Average Total DDTs (µg/kg dry weight)	Average Total DDTs - Carbon Normalized (µg/kg OC)	Average Total DDT Compounds (µg/kg dry weight)	Average Total DDT Compounds - Carbon Normalized (µg/kg OC)
Outfall Area Cores					
OA01	70	3,600	140,000	4,600	180,000
OA02	50	1,000	49,000	1,300	63,000
OA03	80	3,400	94,000	4,700	130,000
OA04	70	4,600	120,000	5,800	150,000
OA05[a]	60	3,200	100,000	4,200	140,000
OA06	52	3,700	160,000	5,400	240,000
OA07[a]	69	7,200	270,000	11,000	440,000
OA08	51	5,800	280,000	12,000	580,000
OA09	41	1,200	72,000	1,400	89,000
OA10[a]	70	2,700	220,000	3,600	300,000
OA11[a]	53	3,800	230,000	5,300	320,000
OA12[a]	70	1,700	120,000	2,200	160,000
OA13	59	2,900	190,000	4,000	260,000
OA14	52	1,900	170,000	2,400	220,000
OA15	79	3,300	220,000	6,100	400,000
OA16[a]	69	2,500	150,000	3,600	220,000
OA17	60	4,400	150,000	6,800	230,000
OA18	88	1,600	110,000	2,600	180,000
OA19	73	820	61,000	1,200	86,000
OA20	40	330	35,000	380	40,000
OA21	80	2,400	130,000	4,100	220,000
OA22[a]	60	810	79,000	1,000	100,000
OA23	51	590	66,000	720	81,000
OA24	70	1,300	130,000	1,900	190,000
OA25	52	310	26,000	440	37,000
OA26	59	4,700	130,000	7,300	220,000
OA27	150	1,700	55,000	2,900	98,000
OA28	70	4,100	110,000	5,600	150,000
OA29	156	4,200	100,000	9,200	220,000
OA30	51	2,500	110,000	3,600	160,000
OA31	59	2,200	83,000	3,000	110,000
OA32	69	3,400	120,000	5,300	190,000

Table 3-1. Total DDTs and Total DDT Compounds in 0- to 8-cm Sediment Bed Depth Interval
Second MNR Report
Palos Verdes Shelf
Los Angeles County, California

Location ID	Total Water Depth (meters)	Average Total DDTs (µg/kg dry weight)	Average Total DDTs - Carbon Normalized (µg/kg OC)	Average Total DDT Compounds (µg/kg dry weight)	Average Total DDT Compounds - Carbon Normalized (µg/kg OC)
OA33	59	170	13,000	220	17,000
OA34	69	7,400	200,000	13,000	360,000
OA35	80	2,700	85,000	4,800	150,000

[a] Average of replicate core results.
Total DDTs represent the sum of the *o,p'* and *p,p'* isomers of DDD, DDE, and DDT.
Total DDT Compounds represent the sum of the *o,p'* and *p,p'* isomers of DDD, DDE, and DDT plus *p,p'*-DDMU and *p,p'*-DDNU.
µg/kg = microgram(s) per kilogram
cm = centimeter(s)
DDD = dichlorodiphenyldichloroethane
DDE = dichlorodiphenyldichloroethene
DDT = dichlorodiphenyltrichloroethane
DDMU = 1,1-bis(4-chlorophenyl)-2-chloroethene
DDNU = 1,1-bis(4-chlorophenyl)ethene
ID = identification
MNR = monitored natural recovery
OC = organic carbon

Table 3-2. Total PCBs in 0- to 8-cm Sediment Bed Depth Interval
Second MNR Report
Palos Verdes Shelf
Los Angeles County, California

Location ID	Total Water Depth (m)	Average Total PCBs (Short List) (µg/kg dry weight)	Average Total PCBs (Short List) Carbon Normalized (µg/kg OC)	Average Total PCBs (Expanded List) (µg/kg dry weight)	Average Total PCBs (Expanded List) Carbon Normalized (µg/kg OC)
Shelf-wide Cores					
BA1B	155	92	2,600	140	4,000
BA1C	60	150	4,400	230	6,600
BA1DC	40	46	780	70	1,200
BA2B[a]	149	130	4,000	200	6,100
BA2C	62	95	3,100	150	4,700
BA2DC	42	15	200	23	300
BA3B	155	150	6,100	230	9,400
BA3C	60	70	1,500	100	2,300
BA3DC	41	36	850	56	1,300
BA4B	152	450	8,100	700	12,000
BA4C[a]	61	130	5,000	200	7,800
BA4DC	41	1,500	190,000	2,500	330,000
BA5B[a]	150	730	12,000	1,100	19,000
BA5C	61	120	4,800	180	7,600
BA5DC	41	51	3,200	79	4,900
BA6B	150	1,900	21,000	2,900	32,000
BA6BC	101	1,300	13,000	2,100	21,000
BA6C	60	160	6,800	250	11,000
BA6DC	41	30	1,800	45	2,800
BA7B	157	510	22,000	790	34,000
BA7C	60	130	9,200	210	15,000
BA7DC	41	27	2,200	42	3,500
BA8B	151	3,700	31,000	5,900	50,000
BA8BC	98	910	17,000	1,500	26,000
BA8C	61	3,100	62,000	5,100	100,000
BA8DC	41	46	2,700	71	4,200
BA9B	146	450	15,000	730	25,000
BA9BC	97	300	9,400	480	15,000
BA9C	62	150	12,000	240	19,000
BA9DC	41	21	2,400	32	3,700
BA10B	148	19	1,800	29	2,700
BA10C	62	10	1,500	14	2,100
BA10DC	42	17	1,600	24	2,300

Table 3-2. Total PCBs in 0- to 8-cm Sediment Bed Depth Interval
Second MNR Report
Palos Verdes Shelf
Los Angeles County, California

Location ID	Total Water Depth (m)	Average Total PCBs (Short List) (µg/kg dry weight)	Average Total PCBs (Short List) Carbon Normalized (µg/kg OC)	Average Total PCBs (Expanded List) (µg/kg dry weight)	Average Total PCBs (Expanded List) Carbon Normalized (µg/kg OC)
Outfall Area Cores					
OA01	70	150	5,700	230	8,900
OA02	50	61	2,900	95	4,500
OA03	80	310	8,400	460	13,000
OA04	70	230	6,200	420	11,000
OA05[a]	60	290	9,500	460	15,000
OA06	52	240	11,000	390	17,000
OA07[a]	69	1,100	39,000	1,800	63,000
OA08	51	300	14,000	490	24,000
OA09	41	59	3,700	93	5,800
OA10[a]	70	230	19,000	370	30,000
OA11[a]	53	310	19,000	500	31,000
OA12[a]	70	170	13,000	270	19,000
OA13	59	140	9,300	230	15,000
OA14	52	100	8,900	160	14,000
OA15	79	200	14,000	320	22,000
OA16[a]	69	300	19,000	480	29,000
OA17	60	450	14,000	810	25,000
OA18	88	110	8,100	170	12,000
OA19	73	69	5,200	100	7,500
OA20	40	18	1,800	28	2,900
OA21	80	240	13,000	370	20,000
OA22[a]	60	91	8,500	140	13,000
OA23	51	42	4,800	65	7,400
OA24	70	98	10,000	160	16,000
OA25	52	27	2,300	42	3,600
OA26	59	390	13,000	620	21,000
OA27	150	200	6,800	320	11,000
OA28	70	230	5,800	350	9,000
OA29	156	390	9,400	620	15,000
OA30	51	140	6,000	210	9,200
OA31	59	120	4,600	190	7,300
OA32	69	750	25,000	1,200	38,000

Table 3-2. Total PCBs in 0- to 8-cm Sediment Bed Depth Interval
Second MNR Report
Palos Verdes Shelf
Los Angeles County, California

Location ID	Total Water Depth (m)	Average Total PCBs (Short List) (µg/kg dry weight)	Average Total PCBs (Short List) Carbon Normalized (µg/kg OC)	Average Total PCBs (Expanded List) (µg/kg dry weight)	Average Total PCBs (Expanded List) Carbon Normalized (µg/kg OC)
OA33	59	16	1,200	25	2,000
OA34	69	560	16,000	910	26,000
OA35	80	260	8,300	400	12,000

[a] Average of replicate core results.
PCBs (Short List) - sum of 29 PCB congeners
PCBs (Expanded List) - sum of 46 PCB congeners
µg/kg = microgram(s) per kilogram
cm = centimeter(s)
ID = identification
MNR = monitored natural recovery
OC = organic carbon
PCB = polychlorinated biphenyl

Table 3-3. Summary of Geostatistical Modeling Simulations

Second MNR Report

Palos Verdes Shelf

Los Angeles County, California

Parameter	Previous Methodology[a]		Optimized Methodology	
	Concentration	Mass	Concentration	Mass
Total DDTs	2009, 2013, 2022	2009, 2013, 2022	2009, 2013, 2022	2009, 2013, 2022
Total DDT Compounds	2009, 2013, 2022	2009, 2013, 2022	2009, 2013, 2022	2009, 2013, 2022
p,p'-DDE	2009, 2013, 2022	2009, 2013, 2022	2009, 2013, 2022	2009, 2013, 2022
Total PCBs (Short List)	2009, 2013, 2022	2009, 2013, 2022	2009, 2013, 2022	2009, 2013, 2022
Total PCBs (Expanded List)	2013, 2022	2013, 2022	2013, 2022	2013, 2022
Total DDTs (OC-normalized)	2009, 2013, 2022	NA	2009, 2013, 2022	NA
Total DDT Compounds (OC-normalized)	2009, 2013, 2022	NA	2009, 2013, 2022	NA
Total PCBs (Short List) (OC-normalized)	2009, 2013, 2022	NA	2009, 2013, 2022	NA
Total PCB (Expanded List) (OC-normalized)	2013, 2022	NA	2013, 2022	NA

[a]Simulations using previous modeling methodology were not performed for individual DDT-related parameters except p,p'-DDE.

Dates for each simulation correspond to the dates of the sediment data sets.

DDE = dichlorodiphenyldichloroethene

DDT = dichlorodiphenyltrichloroethane

N/A = not applicable

OC = organic carbon

PCB = polychlorinated biphenyl

Table 3-4. Average Concentrations of COCs in Sediment - Previous Modeling Methodology

Second MNR Report

Palos Verdes Shelf

Los Angeles County, California

	Shelf-wide						Outfall Area					
	Full Model			Top 8 cm			Full Model			Top 8 cm		
Parameter[a]	**2022**	**2013**	**2009**	**2022**	**2013**	**2009**	**2022**	**2013**	**2009**	**2022**	**2013**	**2009**
Total DDTs	2,600	3,100	1,600	1,400	2,000	1,300	4,500	5,300	2,700	2,000	3,100	1,900
Total DDT Compounds	4,000	4,400	2,200	2,200	2,800	1,600	6,500	7,000	3,500	3,100	4,100	2,400
p,p'-DDE	1,900	2,300	1,100	1,000	1,300	860	3,200	3,700	1,700	1,300	1,800	1,200
Total PCBs (Short List)	190	260	120	120	170	84	280	390	160	150	220	110
Total PCBs (Expanded List)	310	400	N/A	190	250	N/A	460	600	N/A	240	330	N/A
Total DDTs (OC-normalized)	78,000	96,000	56,000	59,000	85,000	55,000	130,000	160,000	95,000	93,000	140,000	82,000
Total DDT Compounds (OC-normalized)	120,000	140,000	81,000	88,000	120,000	70,000	190,000	220,000	120,000	140,000	180,000	100,000
Total PCBs (Short List) (OC-normalized)	6,100	8,400	4,300	4,600	6,900	3,400	8,700	12,000	5,400	6,800	9,600	4,800
Total PCB (Expanded List) (OC-normalized)	9,600	12,000	N/A	7,100	10,000	N/A	14,000	18,000	N/A	11,000	14,000	N/A

[a] Results for 2009 and 2013 are based on updated simulations performed for the Second MNR Study.

Dry weight concentrations are reported in µg/kg; OC-normalized concentrations are reported in µg/kg OC.

µg/kg = microgram(s) per kilogram

cm = centimeter(s)

COC = chemical of concern

DDT = dichlorodiphenyltrichloroethane

MNR = monitored natural recovery

N/A = not applicable

OC = organic carbon

PCB = polychlorinated biphenyl

Table 3-5. Estimated COC Mass in Sediment - Previous Modeling Methodology

Second MNR Report

Palos Verdes Shelf

Los Angeles County, California

	Shelf-wide						Outfall Area					
	Full Model			Top 8 cm			Full Model			Top 8 cm		
Parameter[a]	**2022**	**2013**	**2009**	**2022**	**2013**	**2009**	**2022**	**2013**	**2009**	**2022**	**2013**	**2009**
Total DDTs	32,000	38,000	24,000	3,200	4,100	3,200	18,000	21,000	13,000	1,500	2,200	1,600
Total DDT Compounds	50,000	55,000	35,000	5,000	5,700	4,100	26,000	28,000	17,000	2,400	2,900	2,100
p,p'-DDE	23,000	26,000	16,000	2,300	2,700	2,200	12,000	14,000	8,300	1,000	1,300	1,000
Total PCBs (Short List)	2,400	3,000	1,800	270	340	210	1,100	1,400	750	120	150	99
Total PCBs (Expanded List)	3,900	4,600	N/A	420	520	N/A	1,800	2,200	N/A	190	230	N/A

[a] Results for 2009 and 2013 are based on updated simulations performed for the Second MNR Study.

All masses are reported in kg.

cm = centimeter(s)

COC = chemical of concern

DDT = dichlorodiphenyltrichloroethane

kg = kilogram(s)

MNR = monitored natural recovery

N/A = not applicable

PCB = polychlorinated biphenyl

Table 3-6. Average Concentrations of COCs in Sediment - Optimized Modeling Methodology

Second MNR Report

Palos Verdes Shelf

Los Angeles County, California

	Shelf-wide						Outfall Area					
	Full Model			Top 8 cm			Full Model			Top 8 cm		
Parameter[a]	**2022**	**2013**	**2009**	**2022**	**2013**	**2009**	**2022**	**2013**	**2009**	**2022**	**2013**	**2009**
Total DDTs	3,200	4,200	2,000	1,900	2,300	1,400	6,300	7,900	4,300	3,200	3,700	2,400
Total DDT Compounds	4,700	6,400	2,600	3,000	4,400	1,900	8,500	12,000	5,200	4,800	8,100	3,100
p,p'-DDE	2,300	2,900	1,200	1,300	1,500	910	4,400	5,300	2,500	2,100	2,200	1,500
Total PCBs (Short List)	210	290	120	140	190	90	350	490	200	200	280	140
Total PCBs (Expanded List)	330	440	NA	220	280	NA	560	750	NA	310	420	NA
Total DDTs (OC normalized)	80,000	110,000	58,000	67,000	99,000	51,000	140,000	220,000	100,000	120,000	180,000	86,000
Total DDT Compounds (OC-normalized)	130,000	150,000	78,000	100,000	130,000	69,000	200,000	260,000	130,000	170,000	230,000	110,000
Total PCBs (Short List) (OC normalized)	5,900	7,900	3,700	4,800	6,800	3,400	8,700	12,000	5,300	7,500	10,000	5,000
Total PCB (Expanded List) (OC-normalized)	9,300	12,000	NA	7,500	9,900	NA	14,000	18,000	NA	12,000	15,000	NA

[a] Spatial average concentrations for 2009 and 2013 were calculated using optimized modeling methodology.

Dry weight concentrations are reported in µg/kg; OC-normalized concentrations are reported in µg/kg OC.

µg/kg = micrograms per kilogram

cm = centimeter

COC = chemical of concern

NA = not applicable

OC = organic carbon

Table 3-7. Estimated COC Mass in Sediment - Optimized Modeling Methodology

Second MNR Report

Palos Verdes Shelf

Los Angeles County, California

	Shelf-wide						Outfall Area					
	Full Model			Top 8 cm			Full Model			Top 8 cm		
Parameter[a]	**2022**	**2013**	**2009**	**2022**	**2013**	**2009**	**2022**	**2013**	**2009**	**2022**	**2013**	**2009**
Total DDTs	34,000	42,000	27,000	4,000	4,300	3,400	21,000	25,000	18,000	2,300	2,400	2,000
Total DDT Compounds	51,000	65,000	37,000	6,200	8,100	4,500	30,000	39,000	22,000	3,400	5,200	2,600
p,p'-DDE	24,000	29,000	17,000	2,800	2,800	2,200	15,000	17,000	10,000	1,500	1,500	1,200
Total PCBs (Short List)	2,400	3,100	1,700	290	360	220	1,200	1,600	850	140	180	120
Total PCBs (Expanded List)	3,700	4,700	NA	450	540	NA	2,000	2,500	NA	220	280	NA

[a] Mass estimates for 2009 and 2013 were calculated using optimized modeling methodology.

All masses are reported in kg.

cm = centimeter

kg = kilogram

NA = not applicable

Table 3-8. Total DDT Compounds in Water along the 150-meter Isobath
Second MNR Report
Palos Verdes Shelf
Los Angeles County, California

Location	Sample ID	Depth (meters)	Concentration (ng/L)	Qualifier
Down-current of Outfall Diffusers				
BA1B	BA1B-WO5-2210	5	0.015	J
BA1B	BA1B-WO75-2210	75	0.063	J+
BA1B	BA1B-WO145-2210	148	0.099	J+
BA2B	BA2B-WO5-2210	5	0.061	J+
BA2B	BA2B-WO75-2210	75	0.11	J+
BA2B	BA2B-WO145-2210	145	0.33	J+
BA3B	BA3B-WO5-2210	5	0.0059	U
BA3B	BA3B-WO80-2210	80	0.0059	U
BA3B	BA3B-WO145-2210	147	0.42	J
BA4B	BA4B-WO5-2210	5	0.012	J
BA4B	BA4B-WO75-2210	75	0.44	J
BA4B	BA4B-WO145-2210	145	0.92	J
BA5B	BA5B-WO5-2210	5	0.0059	U
BA5B	BA5B-WO75-2210	75	0.0059	U
BA5B	BA5B-WO145-2210	145	1.7	J+
Vicinity of Outfall Diffusers				
BA6B	BA6B-WO5-2210	5	0.0059	UJ
BA6B	BA6B-WO75-2210	75	0.21	J+
BA6B	BA6B-WO145-2210	140	1.7	J+
BA7B	BA7B-WO5-2210	5	0.0025	J
BA7B	BA7B-WO75-2210	75	0.014	J+
BA7B	BA7B-WO145-2210	145	1.4	J+
BA8B	BA8B-WO5-2210	5	0.015	J
BA8B	BA8B-WO75-2210	75	0.58	J
BA8B	BA8B-WO145-2210	145	0.27	J
Up-current of Outfall Diffusers				
BA9B	BA9B-WO5-2210	5	0.0062	J
BA9B	BA9B-WO75-2210	75	0.086	J+
BA9B	BA9B-WO145-2210	145	0.87	J+
BA10B	BA10B-WO5-2210	5	0.0059	U
BA10B	BA10B-WO75-2210	75	0.0059	U
BA10B	BA10B-WO145-2210	145	0.12	J

DDT = dichlorodiphenytrichloroethane
ID = identification
J = estimated value
J+ = estimated value, biased high
MNR = monitored natural recovery
ng/L = nanogram(s) per liter
U = not detected
UJ = Not detected; sample quantitation limit is estimated.

Table 3-9. Total DDT Compounds in Water along the 60-meter Isobath
Second MNR Report
Palos Verdes Shelf
Los Angeles County, California

Location	Sample ID	Depth (meters)	Concentration (ng/L)	Qualifier
Down-current of Outfall Diffusers				
BA1C	BA1C-WO5-2210	5	0.019	J
BA1C	BA1C-WO30-2210	30	0.35	J+
BA1C	BA1C-WO55-2210	56	0.27	J
BA2C	BA2C-WO5-2210	5	0.093	J
BA2C	BA2C-WO30-2210	30	0.074	J
BA2C	BA2C-WO55-2210	58	0.016	J
BA3C	BA3C-WO5-2210	5	0.052	J
BA3C	BA3C-WO30-2210	30	0.27	J
BA3C	BA3C-WO55-2210	56	0.07	J+
BA4C	BA4C-WO5-2210	5	0.0059	UJ
BA4C	BA4C-WO30-2210	30	0.0059	UJ
BA4C	BA4C-WO55-2210[a]	56	0.16	J
BA5C	BA5C-WO5-2210	5	0.066	J+
BA5C	BA5C-WO30-2210	30	0.0059	UJ
BA5C	BA5C-WO55-2210	58	0.074	J+
Vicinity of Outfall Diffusers				
BA6C	BA6C-WO5-2210	5	0.0059	UJ
BA6C	BA6C-WO30-2210	30	0.0059	UJ
BA6C	BA6C-WO55-2210	58	0.79	J+
BA7C	BA7C-WO5-2210	5	0.0034	J
BA7C	BA7C-WO30-2210	30	0.001	J
BA7C	BA7C-WO55-2210	56	1.4	J
BA8C	BA8C-WO5-2210	5	0.025	J
BA8C	BA8C-WO30-2210	30	0.017	J
BA8C	BA8C-WO55-2210[a]	57	0.56	J
Up-current of Outfall Diffusers				
BA9C	BA9C-WO5-2210	5	0.0059	UJ
BA9C	BA9C-WO30-2210	30	0.029	J+
BA9C	BA9C-WO55-2210	57	0.22	J+
BA10C	BA10C-WO5-2210	5	0.0059	U
BA10C	BA10C-WO30-2210	30	0.0059	U
BA10C	BA10C-WO55-2210	55	0.029	J+

[a] average of three field replicate samples
DDT = dichlorodiphenyltrichloroethane
ID = identification
J = estimated value
J+ = estimated value, biased high
MNR = monitored natural recovery
ng/L = nanogram(s) per liter
U = not detected
UJ = Not detected; sample quantitation limit is estimated.

Table 3-10. Total DDT Compounds in Water along the 40-meter Isobath
Second MNR Report
Palos Verdes Shelf
Los Angeles County, California

Location	Sample ID	Depth (meters)	Concentration (ng/L)	Qualifier
Down-current of Outfall Diffusers				
BA1DC	BA1DC-WO5-2210[a]	5	0.0059	U
BA1DC	BA1DC-WO20-2210	20	0.0059	U
BA1DC	BA1DC-WO35-2210	37	0.52	J
BA2DC	BA2DC-WO5-2210	5	0.0059	UJ
BA2DC	BA2DC-WO20-2210	20	0.083	J
BA2DC	BA2DC-WO35-2210	37	1.0	J+
BA3DC	BA3DC-WO5-2210	5	0.0061	J
BA3DC	BA3DC-WO20-2210	20	0.17	J+
BA3DC	BA3DC-WO35-2210	39	0.6	J+
BA4DC	BA4DC-WO5-2210	5	0.025	
BA4DC	BA4DC-WO20-2210	20	0.058	J
BA4DC	BA4DC-WO35-2210	38	0.86	
BA5DC	BA5DC-WO5-2210	5	0.012	J
BA5DC	BA5DC-WO20-2210	20	0.0059	U
BA5DC	BA5DC-WO35-2210[a]	38	1.0	J
Vicinity of Outfall Diffusers				
BA6DC	BA6DC-WO5-2210	5	0.025	
BA6DC	BA6DC-WO20-2210	20	0.051	J
BA6DC	BA6DC-WO35-2210	38	0.51	J
BA7DC	BA7DC-WO5-2210	5	0.039	J
BA7DC	BA7DC-WO20-2210	20	0.035	J
BA7DC	BA7DC-WO35-2210[b]	37	0.84	J
BA8DC	BA8DC-WO5-2210	5	0.0059	U
BA8DC	BA8DC-WO20-2210	20	0.019	J+
BA8DC	BA8DC-WO35-2210	36	0.043	
Up-current of Outfall Diffusers				
BA9DC	BA9DC-WO5-2210	5	0.0059	U
BA9DC	BA9DC-WO20-2210	20	0.059	J
BA9DC	BA9DC-WO35-2210[a]	37	0.1165	J
BA10DC	BA10DC-WO5-2210	5	0.0059	U
BA10DC	BA10DC-WO20-2210	20	0.0059	U
BA10DC	BA10DC-WO35-2210	35	1.0	J

[a] average of two field replicate samples

[b] average of three field replicate samples

DDT = dichlorodiphenyltrichloroethene
ID = identification
J = estimated value
J+ = estimated value, biased high
MNR = monitored natural recovery
ng/L = nanogram(s) per liter
U = not detected
UJ = Not detected; sample quantitation limit is estimated.

Table 3-11. Total PCBs in Water along the 150-meter Isobath
Second MNR Report
Palos Verdes Shelf
Los Angeles County, California

Location	Sample ID	Depth (meters)	Concentration (pg/L)	Qualifier
Down-current of Outfall Diffusers				
BA1B	BA1B-WO5-2210[a]	5	61	J
BA1B	BA1B-WO75-2210[a]	75	130	J
BA1B	BA1B-WO145-2210[a]	148	68	J
BA2B	BA2B-WO5-2210	5	0.089	UJ
BA2B	BA2B-WO75-2210	75	7.9	J
BA2B	BA2B-WO145-2210	145	5.4	J
BA3B	BA3B-WO5-2210	5	0.089	UJ
BA3B	BA3B-WO80-2210	80	0.28	J
BA3B	BA3B-WO145-2210	147	0.089	UJ
BA4B	BA4B-WO5-2210	5	0.089	UJ
BA4B	BA4B-WO75-2210	75	0.25	J
BA4B	BA4B-WO145-2210	145	0.25	J
BA5B	BA5B-WO5-2210	5	0.089	UJ
BA5B	BA5B-WO75-2210	75	0.089	UJ
BA5B	BA5B-WO145-2210[a]	146	170	J
Vicinity of Outfall Diffusers				
BA6B	BA6B-WO5-2210	5	0.089	UJ
BA6B	BA6B-WO75-2210	75	0.089	UJ
BA6B	BA6B-WO145-2210	140	23	J+
BA7B	BA7B-WO5-2210	5	0.089	UJ
BA7B	BA7B-WO75-2210	75	0.13	J
BA7B	BA7B-WO145-2210	145	0.63	J
BA8B	BA8B-WO5-2210	5	0.58	J
BA8B	BA8B-WO75-2210	75	23	J
BA8B	BA8B-WO145-2210	145	0.089	UJ
Up-current of Outfall Diffusers				
BA9B	BA9B-WO5-2210	5	0.089	UJ
BA9B	BA9B-WO75-2210	75	0.089	UJ
BA9B	BA9B-WO145-2210	145	0.089	UJ
BA10B	BA10B-WO5-2210	5	0.27	J
BA10B	BA10B-WO75-2210	75	0.094	J
BA10B	BA10B-WO145-2210	145	0.8	J

[a] Total PCB concentration is suspect based on congener composition and evidence of blank contamination.
ID = identification
J = estimated value
J+ = estimated value, biased high
MNR = monitored natural recovery
PCB = polychlorinated biphenyl
pg/L = picogram(s) per liter
UJ = Not detected; sample quantitation limit is estimated.

Table 3-12. Total PCBs in Water along the 60-meter Isobath
Second MNR Report
Palos Verdes Shelf
Los Angeles County, California

Location	Sample ID	Depth (meters)	Concentration (pg/L)	Qualifier
Down-current of Outfall Diffusers				
BA1C	BA1C-WO5-2210	5	0.37	J
BA1C	BA1C-WO30-2210	30	4.9	J
BA1C	BA1C-WO55-2210	56	1.5	J
BA2C	BA2C-WO5-2210	5	3.3	J
BA2C	BA2C-WO30-2210	30	2.2	J
BA2C	BA2C-WO55-2210	58	3.4	J
BA3C	BA3C-WO5-2210[c]	5	6.8	J
BA3C	BA3C-WO30-2210[c]	30	4.8	J
BA3C	BA3C-WO55-2210	56	0.82	J
BA4C	BA4C-WO5-2210	5	0.089	UJ
BA4C	BA4C-WO30-2210	30	0.089	UJ
BA4C	BA4C-WO55-2210[a]	56	0.445	J
BA5C	BA5C-WO5-2210	5	0.34	J
BA5C	BA5C-WO30-2210	30	0.20	J
BA5C	BA5C-WO55-2210	58	0.089	UJ
Vicinity of Outfall Diffusers				
BA6C	BA6C-WO5-2210	5	0.089	UJ
BA6C	BA6C-WO30-2210	30	0.44	J
BA6C	BA6C-WO55-2210	58	34	J
BA7C	BA7C-WO5-2210[c]	5	79	
BA7C	BA7C-WO30-2210[c]	30	110	J
BA7C	BA7C-WO55-2210[c]	56	210	J
BA8C	BA8C-WO5-2210	5	0.089	UJ
BA8C	BA8C-WO30-2210	30	150	J
BA8C	BA8C-WO55-2210[b,c]	57	104	J
Up-current of Outfall Diffusers				
BA9C	BA9C-WO5-2210	5	8.6	J
BA9C	BA9C-WO30-2210	30	0.089	UJ
BA9C	BA9C-WO55-2210	57	0.089	UJ
BA10C	BA10C-WO5-2210	5	0.089	UJ
BA10C	BA10C-WO30-2210[c]	30	8.0	J
BA10C	BA10C-WO55-2210	55	0.089	UJ

[a] Average of two detected results for three replicate samples (third replicate was not detected).

[b] Average of three field replicate samples

[c] Total PCB concentration is suspect based on congener composition and evidence of blank contamination.

ID = identification

J = estimated value

MNR = monitored natural recovery

PCB = polychlorinated biphenyl

pg/L = picogram(s) per liter

UJ = Not detected; sample quantitation limit is estimated.

Table 3-13. Total PCBs in Water along the 40-meter Isobath
Second MNR Report
Palos Verdes Shelf
Los Angeles County, California

Location	Sample ID	Depth (meters)	Concentration (pg/L)	Qualifier
Down-current of Outfall Diffusers				
BA1DC	BA1DC-WO5-2210[a]	5	0.3	J
BA1DC	BA1DC-WO20-2210	20	0.089	UJ
BA1DC	BA1DC-WO35-2210	37	0.25	J
BA2DC	BA2DC-WO5-2210	5	0.38	J
BA2DC	BA2DC-WO20-2210	20	0.5	J
BA2DC	BA2DC-WO35-2210	37	1.1	J
BA3DC	BA3DC-WO5-2210	5	0.17	J
BA3DC	BA3DC-WO20-2210	20	0.22	J
BA3DC	BA3DC-WO35-2210	39	8.3	J
BA4DC	BA4DC-WO5-2210	5	0.6	J
BA4DC	BA4DC-WO20-2210	20	0.48	J
BA4DC	BA4DC-WO35-2210	38	13	J
BA5DC	BA5DC-WO5-2210	5	0.31	J
BA5DC	BA5DC-WO20-2210	20	0.86	J
BA5DC	BA5DC-WO35-2210[b]	38	65	J
Vicinity of Outfall Diffusers				
BA6DC	BA6DC-WO5-2210	5	0.089	UJ
BA6DC	BA6DC-WO20-2210	20	0.24	J
BA6DC	BA6DC-WO35-2210	38	0.68	J
BA7DC	BA7DC-WO5-2210	5	0.089	UJ
BA7DC	BA7DC-WO20-2210	20	0.089	J
BA7DC	BA7DC-WO35-2210[c]	37	20.3	J
BA8DC	BA8DC-WO5-2210	5	6.4	J
BA8DC	BA8DC-WO20-2210	20	0.091	J
BA8DC	BA8DC-WO35-2210	36	0.089	UJ
Up-current of Outfall Diffusers				
BA9DC	BA9DC-WO5-2210	5	0.086	J
BA9DC	BA9DC-WO20-2210	20	0.08	J
BA9DC	BA9DC-WO35-2210[a]	37	0.1	J
BA10DC	BA10DC-WO5-2210[d]	5	95	J
BA10DC	BA10DC-WO20-2210	20	0.089	UJ
BA10DC	BA10DC-WO35-2210	38	19	J

[a] Detected result reported of two field replicate samples (second replicate was not detected).

[b] average of two field replicate samples

[c] average of three field replicate samples

[d] Total PCB concentration is suspect based on congener composition and evidence of blank contamination.

ID = identification
J = estimated value
MNR = monitored natural recovery
PCB = polychlorinated biphenyl
pg/L = picogram(s) per liter
UJ = Not detected; sample quantitation limit is estimated.

Table 3-14. Total DDTs in Fish
Second MNR Report
Palos Verdes Shelf
Los Angeles County, California

	Barred sand bass						White croaker				
Fish Identifier	Redondo Flats	Zone 3	Zone 2	Zone 1	Breakwater Zone	Huntington Flats	Redondo Flats	Zone 3	Zone 2	Zone 1	Breakwater Zone
1	86.7	14.2	109	100	69.7	168	15.4	388	214	2200	108
2	46.7	12.0	231	185	16.2	74.3	5.46	420	437	1800	96.3
3	43.7	50.2	66.9	152	91.1	73.6	2.45	409	1610	903	42.9
4	47.5	61.9	42.4	66.9	41.1	42.8	5.68	230	239	2220	69.9
5	457	116	874	16.5	75.3	13.7	6.72	177	415	868	72.5
6	58.2	23.5	216	82.5	20.8	15.2	17.3	114	657	1790	159
7	95.2	24.8	84.1	46.9	52.8	93.7	48.2	1060	551	876	149
8	51.4	102	73.2	40.2	27.5	13.5	6.92	959	5390	467	158
9	65.0	42.3	90.5	82.3	101	7.82	18.3	153	2170	1080	140
10	15.5	28.8	66.6	142	42.3	77.9	15.6	228	371	586	86.1
11	127	179		80.2	40.8	38.0	16.0	743		569	55.2
12	23.8	192		314	27.4	29.1	9.01	606		1100	158
13	41.6	92.4		108	14.6	18.3	8.91	443		1240	71.9
14	86.7	215		48.1	236	208	5.18	438		482	100
15	42.9	63.4		76.5	27.1	42.0	25.4	320		2290	120
16	55.9	12.3		92.3	40.0	30.4	6.14	314		719	61.6
17	31.1	77.7		57.9	5.92	29.7	17.3	55.0		616	191
18	19.0	147		14.0	22.1	17.4	4.29	723		212	87.9
19	88.6	30.6		150	51.7	5.99	31.8	87.8		1280	72.9
20	57.6	8.50		21.5	20.1	147	9.59	393		8720	132
21	49.7	223		28.1	86.1	21.1	37.4	205		1340	59.7
22	23.4	40.7		60.6	141	29.7	14.7	127		1040	78.1
23	58.3	48.3		89.6	26.5	12.1	7.84	68.5		913	289
24	27.5	37.4		91.4	15.9	23.4	9.41	1400		248	55.4
25	21.0	64.5		17.3	15.5	36.6	12.8	199		1240	75.5
26	22.3			11.2	52.1	24.6	27.9	260		911	73.9
27	178			76.6	47.8	29.5	37.1	422		1080	126
28	11.1			26.1	31.0	6.08	18.6	482		1020	189
29	9.18			153	12.4	18.7	32.0	322		1890	116
30	61.9			101	129	76.0	19.2	670		812	110

Table 3-14. Total DDTs in Fish
Second MNR Report
Palos Verdes Shelf
Los Angeles County, California

	Barred sand bass						White croaker				
Fish Identifier	**Redondo Flats**	**Zone 3**	**Zone 2**	**Zone 1**	**Breakwater Zone**	**Huntington Flats**	**Redondo Flats**	**Zone 3**	**Zone 2**	**Zone 1**	**Breakwater Zone**
Summary Statistics											
Minimum	9.18	8.5	42.4	11.2	5.92	5.99	2.45	55	214	212	42.9
Median	48.6	50.2	87.3	78.4	40.4	29.6	15.1	355	494	1030	98.2
Mean	66.8	76.3	185	84.4	52.7	47.5	16.4	414	1210	1350	110
95% UCL	90.9	107	399	104	69.5	71.7	20.0	534	3520	1730	127
Maximum	457	223	874	314	236	208	48.2	1400	5390	8720	289
StDev	82.2	66.0	250	63.6	48.8	49.6	11.6	314	1600	1500	52.9
N	30	25	10	30	30	30	30	30	10	30	30

All Total DDT concentrations are reported in µg/kg.

Collection areas are ordered from northwest to southeast.

Shaded cells show Total DDT 95% UCLs greater than the IROD white croaker fish tissue cleanup level of 400 µg/kg.

µg/kg = microgram(s) per kilogram

DDT = Dichlorodiphenyltrichloroethane

IROD = Interim Record of Decision

N = Number of fish

StDev = Standard deviation

UCL = upper confidence limit (of the mean)

Table 3-15. Total DDT Compounds in Fish
Second MNR Report
Palos Verdes Shelf
Los Angeles County, California

	Barred sand bass						White croaker				
Fish Identifier	Redondo Flats	Zone 3	Zone 2	Zone 1	Breakwater Zone	Huntington Flats	Redondo Flats	Zone 3	Zone 2	Zone 1	Breakwater Zone
1	90.3	15.1	144	117	72.6	174	17.2	522	269	2540	114
2	48.5	12.8	266	198	17.5	76.5	6.02	470	582	2320	101
3	46.0	54.6	77.7	174	95.8	95.6	2.82	497	2580	1170	45.5
4	49.3	65.9	56.6	77.3	43.7	43.9	6.25	263	331	2880	74.5
5	480	126	1110	18.2	82.3	15.1	7.55	195	510	1190	77.1
6	60.6	26.6	271	90.9	21.7	16.2	18.7	133	865	2340	170
7	100	27.1	105	50.4	55.6	96.6	54.4	1190	764	1050	157
8	53.4	110	88.5	42.6	28.1	13.8	7.76	1150	7470	575	166
9	68.9	46.0	120	87.6	104	8.39	21.5	169	3250	1630	154
10	16.7	30.7	79.4	160	44.0	85.7	17.3	270	558	971	91.9
11	133	190		88.8	43.3	40.2	17.7	815		768	59.2
12	25.1	206		326	28.3	30.7	9.93	663		1760	166
13	44.1	96.5		117	15.7	19.7	10.2	466		2280	76.8
14	88.9	229		52.6	248	218	5.80	468		674	108
15	44.4	67.6		82.5	28.1	44.2	28.1	338		2860	127
16	57.7	12.7		105	41.9	32.3	6.97	334		1030	65.6
17	32.6	81.2		60.9	6.24	31.1	19.6	58.7		884	199
18	20.2	157		15.4	22.9	18.8	4.80	833		271	91.0
19	93.6	35.7		171	53.2	6.39	35.6	98.0		2050	76.6
20	59.5	9.23		24.8	21.3	153	10.7	465		12700	138
21	51.5	274		32.1	91.6	22.5	40.5	250		1970	64.6
22	24.9	42.9		64.7	149	31.7	16.1	141		1410	82.7
23	60.4	52.4		95.5	27.1	12.5	8.39	71.8		1200	302
24	28.4	46.7		96.7	16.7	24.7	10.4	1850		329	59.7
25	22.5	70.8		18.0	16.5	37.9	13.9	209		1650	80.9
26	24.1			13.4	54.1	26.5	29.9	266		1300	77.7
27	183			90.6	49.1	31.2	39.4	464		1440	134
28	11.7			28.7	31.9	6.66	20.5	523		1230	202
29	9.45			173	13.0	20.1	34.3	347		2410	129
30	63.5			114	133	80.6	21.0	741		1110	113

Table 3-15. Total DDT Compounds in Fish

Second MNR Report

Palos Verdes Shelf

Los Angeles County, California

	Barred sand bass						White croaker				
Fish Identifier	**Redondo Flats**	**Zone 3**	**Zone 2**	**Zone 1**	**Breakwater Zone**	**Huntington Flats**	**Redondo Flats**	**Zone 3**	**Zone 2**	**Zone 1**	**Breakwater Zone**
Summary Statistics											
Minimum	9.45	9.23	56.6	13.4	6.24	6.39	2.82	58.7	269	271	45.5
Median	50.4	54.6	113	88.2	42.6	31.2	16.7	406	673	1360	105
Mean	69.7	83.5	232	92.9	55.2	50.5	18.1	475	1720	1870	117
95% UCL	94.5	117	495	114	72.9	76.4	22.0	620	5480	2420	134
Maximum	480	274	1110	326	248	218	54.4	1850	7470	12700	302
StDev	86.1	73.7	318	68.2	51.2	52.1	12.7	389	2260	2170	55.5
N	30	25	10	30	30	30	30	30	10	30	30

All Total DDT concentrations are reported in µg/kg.

Collection areas are ordered from northwest to southeast.

µg/kg = microgram(s) per kilogram

DDT = Dichlorodiphenyltrichloroethane

N = Number of fish

StDev = Standard deviation

UCL = upper confidence limit (of the mean)

Table 3-16. Total PCBs in Fish
Second MNR Report
Palos Verdes Shelf
Los Angeles County, California

	Barred sand bass						White croaker				
Fish Identifier	Redondo Flats	Zone 3	Zone 2	Zone 1	Breakwater Zone	Huntington Flats	Redondo Flats	Zone 3	Zone 2	Zone 1	Breakwater Zone
1	45.7	4.88	26.9	17.7	59.8	67.1	6.30	145	40.9	445	105
2	54.4	15.0	41.3	18.0	6.02	29.3	3.47	92.3	205	307	110
3	21.7	10.1	14.7	30.3	18.0	86.2	1.05	46.2	236	286	32.6
4	36.6	23.8	210	13.6	17.1	11.8	5.51	31.7	145	103	90.8
5	66.9	40.4	79.8	7.58	22.9	7.48	5.56	22.5	72.8	148	85.3
6	19.1	8.91	25.3	19.6	7.33	11.0	3.73	23.8	68.1	155	185
7	31.5	10.3	25.7	11.1	17.2	70.1	37.1	63.6	86.1	284	85.1
8	26.6	32.9	21.7	9.20	10.9	16.4	11.5	157	144	219	114
9	28.5	22.5	24.6	12.5	30.9	19.4	8.00	47.0	203	132	88.4
10	16.6	8.12	21.6	21.5	9.94	12.6	10.3	29.6	111	99.4	35.2
11	50.6	39.7		14.1	7.52	15.6	2.36	156		200	192
12	13.5	56.1		30.3	37.0	14.4	5.26	95.4		201	123
13	16.1	35.1		31.6	3.92	8.24	7.00	43.4		201	112
14	44.9	48.9		8.62	18.7	28.1	3.27	60.0		151	75.7
15	29.3	31.4		13.4	6.06	18.8	6.49	4.07		359	66.8
16	38.8	11.0		10.6	7.53	41.2	4.36	106		241	50.2
17	13.7	19.5		45.2	11.9	15.9	10.5	9.73		187	79.0
18	13.2	24.2		3.32	10.5	4.34	3.79	59.4		138	57.3
19	33.5	9.65		21.6	17.0	5.62	16.6	21.3		346	59.9
20	41.4	6.82		7.11	6.32	109	2.69	23.8		963	178
21	39.3	37.9		5.48	18.8	11.8	42.5	37.6		186	84.1
22	19.8	8.11		18.6	21.5	17.2	17.0	27.5		238	124
23	25.3	9.95		14.7	11.9	5.23	5.04	23.8		404	131
24	16.6	20.2		12.3	6.42	16.8	2.35	289		91.3	110
25	9.53	14.6		7.17	10.4	35.9	5.79	51.9		443	70.6
26	8.92			1.64	70.2	7.25	11.3	53.9		205	51.5
27	93.5			17.9	6.77	19.5	29.5	85.5		229	85.6
28	6.80			13.2	8.94	12.2	6.44	62.3		334	85.6
29	6.11			23.9	3.69	8.64	27.4	40.0		363	84.5
30	15.8			14.1	10.9	25.8	11.3	48.5		313	108

Table 3-16. Total PCBs in Fish
Second MNR Report
Palos Verdes Shelf
Los Angeles County, California

	Barred sand bass						White croaker				
Fish Identifier	**Redondo Flats**	**Zone 3**	**Zone 2**	**Zone 1**	**Breakwater Zone**	**Huntington Flats**	**Redondo Flats**	**Zone 3**	**Zone 2**	**Zone 1**	**Breakwater Zone**
Summary Statistics											
Minimum	6.11	4.88	14.7	1.64	3.69	4.34	1.05	4.07	40.9	91.3	32.6
Median	26.0	19.5	25.5	13.9	10.9	16.2	6.37	47.8	128	224	85.6
Mean	29.5	22.0	49.2	15.9	16.5	25.1	10.4	65.3	131	266	95.3
95% UCL	35.5	27.0	83.6	18.8	21.6	34.7	15.1	86.1	170	317	108
Maximum	93.5	56.1	210	45.2	70.2	109	42.5	289	236	963	192
StDev	19.6	14.5	59.4	9.4	15.3	25.5	10.5	58.6	67	166	39.6
N	30	25	10	30	30	30	30	30	10	30	30

All Total PCB concentrations are reported in µg/kg.

Collection areas are ordered from northwest to southeast.

Shaded cells show Total PCB 95% UCLs greater than the IROD white croaker fish tissue cleanup level of 70 µg/kg.

µg/kg = microgram(s) per kilogram

IROD = Interim Record of Decision

N = Number of fish

PCB = Polychlorinated biphenyl

StDev = Standard deviation

UCL = upper confidence limit (of the mean)

Table 3-17. Summary of Fish Tissue Statistical Comparisons
Second MNR Report
Palos Verdes Shelf
Los Angeles County, California

Comparison	Analyte	Adjusted p-values			
		Barred Sand Bass		White Croaker	
		Wet Weight Basis	Lipid-normalized Basis	Wet Weight Basis	Lipid-normalized Basis
Breakwater Zone vs. Huntington Flats	Total DDTs	0.92	1.00	NA	NA
Breakwater Zone vs. Redondo Flats	Total DDTs	1.00	0.42	**3.3E-03**	**0.01**
Huntington Flats vs. Redondo Flats	Total DDTs	0.86	**0.04**	NA	NA
Breakwater Zone vs. Zone 1	Total DDTs	0.18	1.00	**8.0E-09**	**3.9E-08**
Huntington Flats vs. Zone 1	Total DDTs	**0.02**	1.00	NA	NA
Redondo Flats vs. Zone 1	Total DDTs	0.87	1.00	**1.1E-20**	**9.0E-18**
Breakwater Zone vs. Zone 2	Total DDTs	**0.02**	0.53	**3.3E-03**	**2.2E-03**
Huntington Flats vs. Zone 2	Total DDTs	**3.3E-03**	0.12	NA	NA
Redondo Flats vs. Zone 2	Total DDTs	0.11	1.00	**3.4E-08**	**1.3E-07**
Zone 1 vs. Zone 2	Total DDTs	0.85	1.00	0.36	1.00
Breakwater Zone vs. Zone 3	Total DDTs	0.88	0.74	**0.01**	**1.1E-04**
Huntington Flats vs. Zone 3	Total DDTs	0.35	1.00	NA	NA
Redondo Flats vs. Zone 3	Total DDTs	0.55	0.87	**8.0E-10**	**3.0E-12**
Zone 1 vs. Zone 3	Total DDTs	1.00	1.00	**0.01**	0.35
Zone 2 vs. Zone 3	Total DDTs	0.34	0.93	0.41	0.63
Breakwater Zone vs. Huntington Flats	Total DDT Compounds	0.50	1.00	NA	NA
Breakwater Zone vs. Redondo Flats	Total DDT Compounds	1.00	0.41	**3.1E-03**	**0.01**
Huntington Flats vs. Redondo Flats	Total DDT Compounds	0.81	**0.05**	NA	NA
Breakwater Zone vs. Zone 1	Total DDT Compounds	0.10	1.00	**4.0E-09**	**8.8E-09**
Huntington Flats vs. Zone 1	Total DDT Compounds	**0.01**	0.75	NA	NA
Redondo Flats vs. Zone 1	Total DDT Compounds	0.61	1.00	**5.2E-21**	**1.7E-18**
Breakwater Zone vs. Zone 2	Total DDT Compounds	**4.8E-03**	0.19	**1.7E-03**	**7.8E-04**
Huntington Flats vs. Zone 2	Total DDT Compounds	**7.4E-04**	**0.04**	NA	NA
Redondo Flats vs. Zone 2	Total DDT Compounds	**0.03**	1.00	**9.5E-09**	**3.3E-08**
Zone 1 vs. Zone 2	Total DDT Compounds	0.57	0.71	0.45	0.60
Breakwater Zone vs. Zone 3	Total DDT Compounds	0.69	1.00	**0.01**	**2.9E-04**
Huntington Flats vs. Zone 3	Total DDT Compounds	0.30	1.00	NA	NA
Redondo Flats vs. Zone 3	Total DDT Compounds	0.97	1.00	**2.2E-09**	**2.3E-11**
Zone 1 vs. Zone 3	Total DDT Compounds	1.00	0.75	**3.7E-03**	0.13
Zone 2 vs. Zone 3	Total DDT Compounds	0.16	0.50	0.23	0.73
Breakwater Zone vs. Huntington Flats	Total PCBs	0.71	1.00	NA	NA
Breakwater Zone vs. Redondo Flats	Total PCBs	**0.01**	**1.2E-04**	**1.0E-07**	**7.0E-07**
Huntington Flats vs. Redondo Flats	Total PCBs	0.51	**0.02**	NA	NA
Breakwater Zone vs. Zone 1	Total PCBs	1.00	0.93	**7.6E-04**	**2.6E-03**
Huntington Flats vs. Zone 1	Total PCBs	0.93	0.11	NA	NA
Redondo Flats vs. Zone 1	Total PCBs	**0.04**	**2.4E-07**	**1.7E-20**	**9.3E-18**
Breakwater Zone vs. Zone 2	Total PCBs	**0.01**	0.47	0.37	0.86
Huntington Flats vs. Zone 2	Total PCBs	0.20	1.00	NA	NA
Redondo Flats vs. Zone 2	Total PCBs	1.00	1.00	**6.3E-06**	**3.1E-05**
Zone 1 vs. Zone 2	Total PCBs	**0.03**	0.07	0.14	0.39
Breakwater Zone vs. Zone 3	Total PCBs	0.50	0.78	0.16	0.75
Huntington Flats vs. Zone 3	Total PCBs	0.76	0.68	NA	NA
Redondo Flats vs. Zone 3	Total PCBs	0.78	**0.01**	**8.7E-04**	**3.5E-06**
Zone 1 vs. Zone 3	Total PCBs	1.00	0.41	**7.2E-08**	**8.9E-04**
Zone 2 vs. Zone 3	Total PCBs	0.36	1.00	0.10	0.92

Shaded bolded cells represent statistically significant differences among groups (adjusted p-value < 0.05).
Statistical comparisons were performed using a Kruskal-Wallis test with Dunn's method for multiple comparisons.
Concentrations were log-transformed prior to statistical analysis.
The full statistical ouput is provided in Appendix S.
DDT = Dichlorodiphenyltrichloroethane
NA = not applicable (white croaker were not targeted in the Huntington Flats collection zone).
PCB = Polychlorinated biphenyl

Table 4-1. Change in COC Average Concentrations from 2013 to 2022

Second MNR Report

Palos Verdes Shelf

Los Angeles County, California

	Shelf-wide						Outfall Area					
	Full Model			Top 8 cm			Full Model			Top 8 cm		
Parameter	**Change**	**2022**	**2013**	**Change**	**2022**	**2013**	**Change**	**2022**	**2013**	**Change**	**2022**	**2013**
Previous Modeling Methodology [a]												
Total DDTs	-16%	2,600	3,100	-30%	1,400	2,000	-15%	4,500	5,300	-35%	2,000	3,100
Total DDT Compounds	-9%	4,000	4,400	-21%	2,200	2,800	-7%	6,500	7,000	-24%	3,100	4,100
p,p'-DDE	-17%	1,900	2,300	-23%	1,000	1,300	-14%	3,200	3,700	-28%	1,300	1,800
Total PCBs (Short List)	-27%	190	260	-29%	120	170	-28%	280	390	-32%	150	220
Total PCBs (Expanded List)	-23%	310	400	-24%	190	250	-23%	460	600	-27%	240	330
Total DDTs (OC-normalized)	-19%	78,000	96,000	-31%	59,000	85,000	-19%	130,000	160,000	-34%	93,000	140,000
Total DDT Compounds (OC-normalized)	-14%	120,000	140,000	-27%	88,000	120,000	-14%	190,000	220,000	-22%	140,000	180,000
Total PCBs (Short List) (OC-normalized)	-27%	6,100	8,400	-33%	4,600	6,900	-28%	8,700	12,000	-29%	6,800	9,600
Total PCB (Expanded List) (OC-normalized)	-20%	9,600	12,000	-29%	7,100	10,000	-22%	14,000	18,000	-21%	11,000	14,000
Optimized Modeling Methodology												
Total DDTs	-24%	3,200	4,200	-17%	1,900	2,300	-20%	6,300	7,900	-14%	3,200	3,700
Total DDT Compounds	-27%	4,700	6,400	-32%	3,000	4,400	-29%	8,500	12,000	-41%	4,800	8,100
p,p'-DDE	-21%	2,300	2,900	-13%	1,300	1,500	-17%	4,400	5,300	-5%	2,100	2,200
Total PCBs (Short List)	-28%	210	290	-26%	140	190	-29%	350	490	-29%	200	280
Total PCBs (Expanded List)	-25%	330	440	-21%	220	280	-25%	560	750	-26%	310	420
Total DDTs (OC-normalized)	-27%	80,000	110,000	-32%	67,000	99,000	-36%	140,000	220,000	-33%	120,000	180,000
Total DDT Compounds (OC-normalized)	-13%	130,000	150,000	-23%	100,000	130,000	-23%	200,000	260,000	-26%	170,000	230,000
Total PCBs (Short List) (OC-normalized)	-25%	5,900	7,900	-29%	4,800	6,800	-28%	8,700	12,000	-25%	7,500	10,000
Total PCB (Expanded List) (OC-normalized)	-23%	9,300	12,000	-24%	7,500	9,900	-22%	14,000	18,000	-20%	12,000	15,000

[a] Results for 2013 are based on updated simulations performed for the Second MNR Study.

Dry weight concentrations are reported in µg/kg; OC-normalized concentrations are reported in µg/kg OC.

µg/kg = microgram(s) per kilogram

cm = centimeter(s)

COC = chemical of concern

DDE = dichlorodiphenyldichloroethene

DDT = dichlorodiphenyltrichloroethane

MNR = monitored natural recovery

OC = organic carbon

PCB = polychlorinated biphenyl

Table 4-2. Change in COC Mass from 2013 to 2022

Second MNR Report

Palos Verdes Shelf

Los Angeles County, California

	Shelf-wide						Outfall Area					
	Full Model			Top 8 cm			Full Model			Top 8 cm		
Parameter	**Change**	**2022**	**2013**	**Change**	**2022**	**2013**	**Change**	**2022**	**2013**	**Change**	**2022**	**2013**
Previous Modeling Methodology [a]												
Total DDTs	-16%	32,000	38,000	-22%	3,200	4,100	-14%	18,000	21,000	-32%	1,500	2,200
Total DDT Compounds	-9%	50,000	55,000	-12%	5,000	5,700	-7%	26,000	28,000	-17%	2,400	2,900
p,p'-DDE	-12%	23,000	26,000	-15%	2,300	2,700	-14%	12,000	14,000	-23%	1,000	1,300
Total PCBs (Short List)	-20%	2,400	3,000	-21%	270	340	-21%	1,100	1,400	-20%	120	150
Total PCBs (Expanded List)	-15%	3,900	4,600	-19%	420	520	-18%	1,800	2,200	-17%	190	230
Optimized Modeling Methodology												
Total DDTs	-19%	34,000	42,000	-7%	4,000	4,300	-16%	21,000	25,000	-4%	2,300	2,400
Total DDT Compounds	-22%	51,000	65,000	-23%	6,200	8,100	-23%	30,000	39,000	-35%	3,400	5,200
p,p'-DDE	-17%	24,000	29,000	0%	2,800	2,800	-12%	15,000	17,000	0%	1,500	1,500
Total PCBs (Short List)	-23%	2,400	3,100	-19%	290	360	-25%	1,200	1,600	-22%	140	180
Total PCBs (Expanded List)	-21%	3,700	4,700	-17%	450	540	-20%	2,000	2,500	-21%	220	280

[a] Mass estimates for 2013 are based on updated simulations performed for the Second MNR Study.

All masses are reported in kg.

cm = centimeter

kg = kilogram(s)

cm = centimeter(s)

COC = chemical of concern

DDE = dichlorodiphenyldichloroethene

DDT = dichlorodiphenyltrichloroethane

IROD = Interim Record of Decision

MNR = monitored natural recovery

OC = organic carbon

PCB = polychlorinated biphenyl

Table 4-3. History of COC Mass Estimates in Sediment

Second MNR Report

Palos Verdes Shelf

Los Angeles County, California

Mass of p,p'-DDE (MT)	Mass of PCBs (Short list) (MT)	Modeled area (km^2)	Data Set	Computational Approach	Reference
119.6	N/A	43.8	Gravity cores collected by Sanitation Districts between 1981-1989, plus 2 cores from 1991	Integration of five water-depth zones	Lee, 1994
72	12.3	22.1	1992 USGS box cores and gravity cores from 38 stations	Integration of five water-depth zones	Lee, 1994
66.8	N/A	43.1	1992 USGS box cores and gravity cores from 38 stations	Integration of five water-depth zones	Lee et al., 2002
71.6	N/A	22.2	1992 USGS box cores and gravity cores from 38 stations	Integration of four "volume grids" using "E-type" estimate	Murray et al., 2002
61.4	N/A	22.2	1992 USGS box cores and gravity cores from 38 stations	Integration of four "volume grids" using median concentrations	Murray et al., 2002
9.7	1.0	29.8	2009 gravity cores from 59 stations	Kriging using MVS with cell averaging	ITSI Gilbane and CDM Smith, 2013
13.8	1.0	29.8	2009 gravity cores from 59 stations	Kriging using MVS with adaptive gridding	ITSI Gilbane and CDM Smith, 2013
30	2.9	29.8	2013 gravity cores from 69 stations	Kriging using MVS with 20,000 horizontal to vertical anisotropy	Gilbane, 2018 Appendix C
15.9 - 28.9	N/A[a]	33.2	2013 gravity cores from 69 stations	Kriging using EVS version 2017.5 using four values of anisotropy (500:1, 1000:1, 2000:1, and 5000:1)	Gilbane, 2018 Appendix AA
24.0	2.4	29.6	2022 gravity cores from 68 stations	Kriging using EVS version 2022.10.2 using optimized modeling methodology	Appendix D (this report)

[a] Only Total PCBs (Extended List) were modeled.

COC = chemical of concern

km^2 = square kilometer(s)

DDE = dichlorodiphenyldichloroethene

EVS = Earth Volumetric Study

MNR = monitoring natural recovery

MT = metric ton(s)

MVS = Mining Visualization System

N/A = not available

PCB = polychlorinated biphenyl

Sanitation Districts = Sanitation Districts of Los Angeles County

USGS = U.S. Geological Survey

Table 4-4. Descriptive Statistics for Total DDTs and Total PCBs (Short List) in the 0-8 cm Interval

Second MNR Report

Palos Verdes Shelf

Los Angeles County, California

Parameter	Total DDTs (µg/kg)	Total PCBs (Short List) (µg/kg)	Total DDTs (µg/kg OC)	Total PCBs (Short List) (µg/kg OC)
Mean	4,500	370	170,000	12,000
Standard Deviation	13,000	840	660,000	48,000
Maximum	140,000	7,000	10,000,000	770,000
Minimum	16	ND	440	ND
Median	1,800	140	83,000	6,900
25th percentile	770	59	42,000	2,800
75th percentile	3,700	290	150,000	12,000

Sample number is 272 for all analytes. Field replicate results were averaged prior to analysis.

ND = not detected

OC = organic carbon

Table 4-5. Changes in Fish Tissue DDT and PCB Concentrations from 2013 to 2022
Second MNR Report
Palos Verdes Shelf
Los Angeles County, California

Comparison	Analyte	Adjusted p-value			
		Barred Sand Bass		White Croaker	
		Wet Weight Basis	Lipid-normalized Basis	Wet Weight Basis	Lipid-normalized Basis
Huntington Flats	Total DDTs	**0.01**	0.08	NA	NA
Breakwater Zone	Total DDTs	**0.02**	0.78	**5.0E-07**	**3.8E-08**
Zone 1	Total DDTs	**7.5E-06**	**1.2E-06**	**6.0E-03**	0.38
Zone 2	Total DDTs	0.67	0.58	1.00	0.94
Zone 3	Total DDTs	0.76	0.33	0.684	0.29
Redondo Flats	Total DDTs	0.70	**4.8E-07**	**1.9E-05**	**8.2E-08**
Huntington Flats	Total DDT Compounds	**0.01**	0.10	NA	NA
Breakwater Zone	Total DDT Compounds	**0.02**	0.74	**2.6E-07**	**1.8E-08**
Zone 1	Total DDT Compounds	**9.8E-06**	**4.4E-06**	**4.0E-03**	0.24
Zone 2	Total DDT Compounds	0.50	0.28	0.94	0.99
Zone 3	Total DDT Compounds	0.87	0.24	0.56	0.25
Redondo Flats	Total DDT Compounds	0.74	**3.5E-08**	**4.1E-08**	**4.1E-08**
Huntington Flats	Total PCBs	**0.01**	0.05	NA	NA
Breakwater Zone	Total PCBs	0.32	0.31	**2.8E-06**	**1.4E-05**
Zone 1	Total PCBs	**2.2E-04**	**2.1E-04**	**2.32E-09**	**1.2E-05**
Zone 2	Total PCBs	0.09	0.06	0.50	0.96
Zone 3	Total PCBs	0.15	**9.9E-04**	0.72	0.94
Redondo Flats	Total PCBs	0.42	**4.1E-08**	**5.6E-05**	**1.6E-04**

Shaded bolded cells represent statistically significant differences among groups (adjusted p-value < 0.05).
Statistical comparisons were performed using a pairwise Wilcoxon test with Holm's method for multiple comparisons.
Concentrations were log-transformed prior to statistical analysis.
The full statistical ouput is provided in Appendix S.
DDT = Dichlorodiphenyltrichloroethane
NA = not applicable (white croaker were not targeted in the Huntington Flats collection zone).
PCB = Polychlorinated biphenyl

Table 5-1. Summary of IROD Compliance

Second MNR Report

Palos Verdes Shelf

Los Angeles County, California

Medium	Units	IROD Estimated Concentration[a]	2022-2023 Representative Value	IROD Post-capping Projection	IROD Interim Cleanup Level	IROD Final Cleanup Level
Sediment (0-8 cm)[b]						
Total DDTs (OC normalized)	mg/kg OC	150	67	78	46	23
Total PCBs (Short List) (OC normalized)	mg/kg OC	NA	4.8	7	7	NA
Water (human health)[c]						
p,p'-DDE[d]	ng/L	NA	0.74	NA	0.22	NA
Total PCBs	ng/L	1.1	0.13	NA	0.064	NA
Water (ecological)[d]						
Total DDTs	ng/L	16	0.90	NA	1	NA
Total PCBs	ng/L	1.1	0.13	NA	30	NA
White Croaker - Zone 1 Collection Area[e]						
Total DDTs	µg/kg	33,000	1,730	NA	400	NA
Total PCBs	µg/kg	3,000	317	NA	70	NA
White Croaker - Zone 2 Collection Area						
Total DDTs	µg/kg	8,600	3,520	NA	400	NA
Total PCBs	µg/kg	920	170	NA	70	NA
White Croaker - Zone 3 Collection Area						
Total DDTs	µg/kg	4,200	534	NA	400	NA
Total PCBs	µg/kg	190	86.1	NA	70	NA

[a] IROD estimated concentrations were provided in Section 5.0 of the IROD as being representative of site conditions.

[b] Representative value for sediment is the average concentration in the 0- to 8-cm depth interval based on optimized modeling methodology.

[c] Representative values for water are the maximum concentrations from the 2022 data set. The representative values for p,p-DDE and Total PCBs are from the field duplicate near-bottom sample at location BA5DC. The representative value for Total DDTs is from the near-bottom sample from location BA5B. Maximum Total PCB concentration excludes samples where results for PCB-44/47/65 and PCB-209 are suspect.

[d] For assessing human health impacts related to DDTs in the water column, EPA uses the AWQC for p,p'-DDE of 0.22 ng/L. Use of this criterion is justified because, in terms of frequency and magnitude of detections, p,p'-DDE is the most prevalent DDT form in the water column (and other media) at the PV Shelf, and its AWQC is more conservative than that for p,p'-DDD (0.31 ng/L) and equally conservative to that for p,p'-DDT (0.22 ng/L).

[e] Representative values for white croaker are the 95 percent UCL of the 2022-2023 data set for each zone.

mg/kg = milligrams per kilogram

cm = centimeter

AWQC = ambient water quality criteria

IROD = Interim Record of Decision

NA = not applicable

NC = not calculated

OC = organic carbon

TBD = to be determined

UCL = upper confidence limit

Table 7-1. Members of the Palos Verdes Shelf Technical Information Exchange Group
Second MNR Report
Palos Verdes Shelf
Los Angeles County, California

Name	Organization
Peter Boucher	California Department of Fish and Wildlife (CDFW)
Jennifer Boyce	National Oceanic and Atmospheric Administration (NOAA)
John Chesnutt	United States Environmental Protection Agency (EPA)
Daniel Cordero	California Department of Toxic Substances Control (DTSC)
Romie Duarte	EPA
Emily Duncan	Los Angeles Regional Water Quality Control Board (Water Board)
Tom Ford	The Bay Foundation
Holly Gellerman	CDFW
Luke Ginger	Water Board
David Glaser	Anchor QEA
Caitlin Gray	Water Board
Karl Gustavson	EPA
Andrew Jirik	Port of Los Angeles
Bruce Joab	CDFW
Renee Jordan Ward	EPA
Susan Klasing	California Office of Environmental Health Hazard Assessment (OEHHA)
Jeong-Hee Lim	Water Board
Chris Lowe	California State University Long Beach (CSULB)
Leslie Lundgren	Jacobs
Eileen Mananian	DTSC
Thanhloan Nguyen	Water Board
L.B. Nye	Water Board
K. Pease	Heal the Bay
Ted Peng	DTSC
Terra Petry	Los Angeles County Sanitation Districts (LACSD)
Dylan Porter	Port of Long Beach (POLB)
Wayne Praskins	EPA
Carol Roberts	U.S. Fish and Wildlife Service (USFWS)
Ken Schiff	Southern California Coastal Water Research Project (SCCWRP)
Chris Sherwood	United States Geological Survey (USGS) Woods Hole
Wesley Smith	OEHHA
Chi-Li Tang	LACSD
Cassidy Teufel	California Coastal Commission
James Vernon	POLB
Dan Waligora	CDFW
Charles Wong	SCCWRP
David Witting	NOAA
Erica Yelensky	EPA
Katie Zeeman	USFWS

Table 7-2. Associated Organizations
Second MNR Report
Palos Verdes Shelf
Los Angeles County, California

Organization	Location	Function
ALS Laboratory	Burlington, Ontario, Canada	High resolution analysis of water samples
Eurofins Calscience, LLC	Garden Grove, California	Chemical analysis of sediment samples
GMU Geotechnical Laboratory	Rancho Santa Margarita, California	Geotechnical analysis of sediment samples
Kinnetic Laboratories, Inc.	Carlsbad, California	Collection of grab water samples
Los Angeles County Sanitation Districts	Whittier, Calfornia	Collection of sediment, fish, and passive sampling devices
Northeastern University	Boston, Massachusetts	Water sampling using passive sampling devices
Seaventures	San Juan Capistrano, Calfornia	Collection of fish samples
Southern California Coastal Water Research Project	Costa Mesa, California	Water sampling using passive sampling devices
Vista Analytical Laboratory	El Dorado Hills, California	Preparation and analysis of fish samples
E-Lab Consultants	Magnolia, Texas	Data validation

Figures

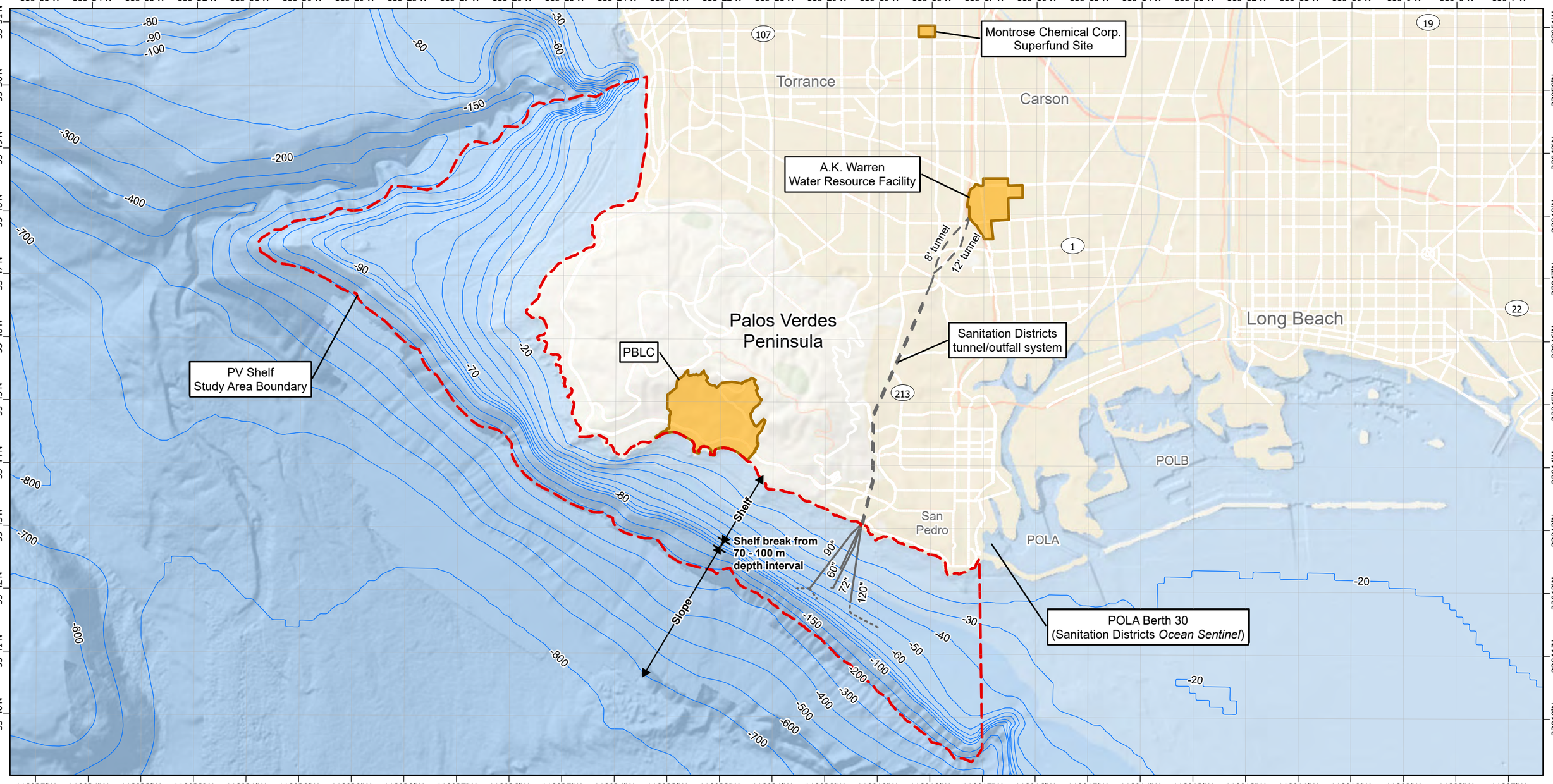

Vicinity Map

Legend

Isobath (m)

Notes

1. Basemap is courtesy of ESRI.

2. Bathymetric data are from the California Department of Fish and Wildlife (CDFW) Marine Region's GIS Lab and created from various Digital Elevation Model sources. Downloaded from https://filelib.wildlife.ca.gov/Public/R7_MR/

3. The location of the Portuguese Bend Landslide Complex is from City of Rancho Palos Verdes. Downloaded from https://experience.arcgis.com/experience/d54c2e096bc64daba637f835d4a34571/page/Portuguese-Bend-Landslide-Complex/

Abbreviations

m	Meters
PBLC	Portuguese Bend Landslide Complex
POLA	Port of Los Angeles
POLB	Port of Long Beach
PV	Palos Verdes

2.82 0 2.82 Kilometers

1.75 0 1.75 Miles

N

Figure 1-1. Location Map
Second MNR Report
Palos Verdes Shelf
Los Angeles County, California

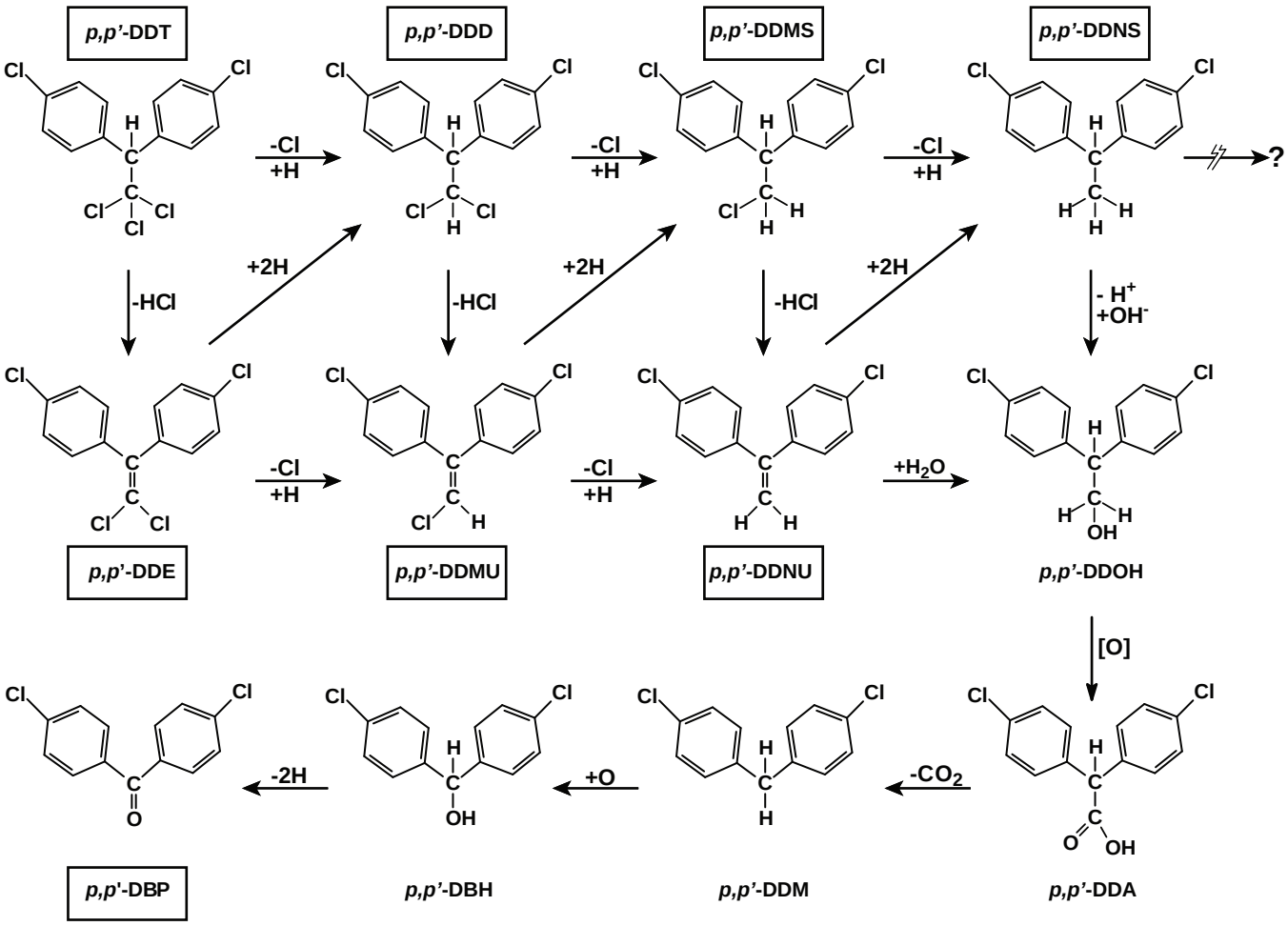

Abbreviations

C	Carbon
CO_2	Carbon dioxide
Cl	Chlorine
H	Hydrogen
HCl	Hydrochloric acid
O	Oxygen
OH	Hydroxide
p,p'-DBH	Bis(4-chlorophenyl)methanol
p,p'-DBP	Bis(4-chlorophenyl)methanone
p,p'-DDA	2,2-bis(4-chlorophenyl)acetic acid
p,p'-DDD	1-chloro-4-[2,2-chloro-1-1(4-chlorophenyl)ethyl]benzene
p,p'-DDE	1-chloro-4-[2,2-chloro-1-[4-chlorophenyl)ethenyl]benzene
p,p'-DDM	1-chloro-4-[1-(4-chlorophenyl)methyl]benzene
p,p'-DDMS	1-chloro-4-[2-chloro-1-(4-chlorophenyl)ethyl]benzene
p,p'-DDMU	1,1-bis(4-chlorophenyl)-2-chloroethene
p,p'-DDNS	1-chloro-4-[1-(4-chlorophenyl)ethyl]benzene
p,p'-DDNU	1,1-bis(4-chlorophenyl)ethene
p,p'-DDOH	2,2-bis(4-chlorophenyl)ethanol
p,p'-DDT	1,1,1-trichloro-2,2-bis(4-chlorophenyl)ethane

Notes:

1. Chemicals with names enclosed in boxes have been detected in samples of PV Shelf sediment.
2. Diagram shows potential pathways for microbial degradation of DDT based on work performed by Eganhouse and Pontolillo (2007).
3. Source: Gilbane (2018), from Eganhouse and Pontolillo (2007).

Figure 1-2. DDT Degradation Pathways
Second MNR Report
Palos Verdes Shelf
Los Angeles County, California

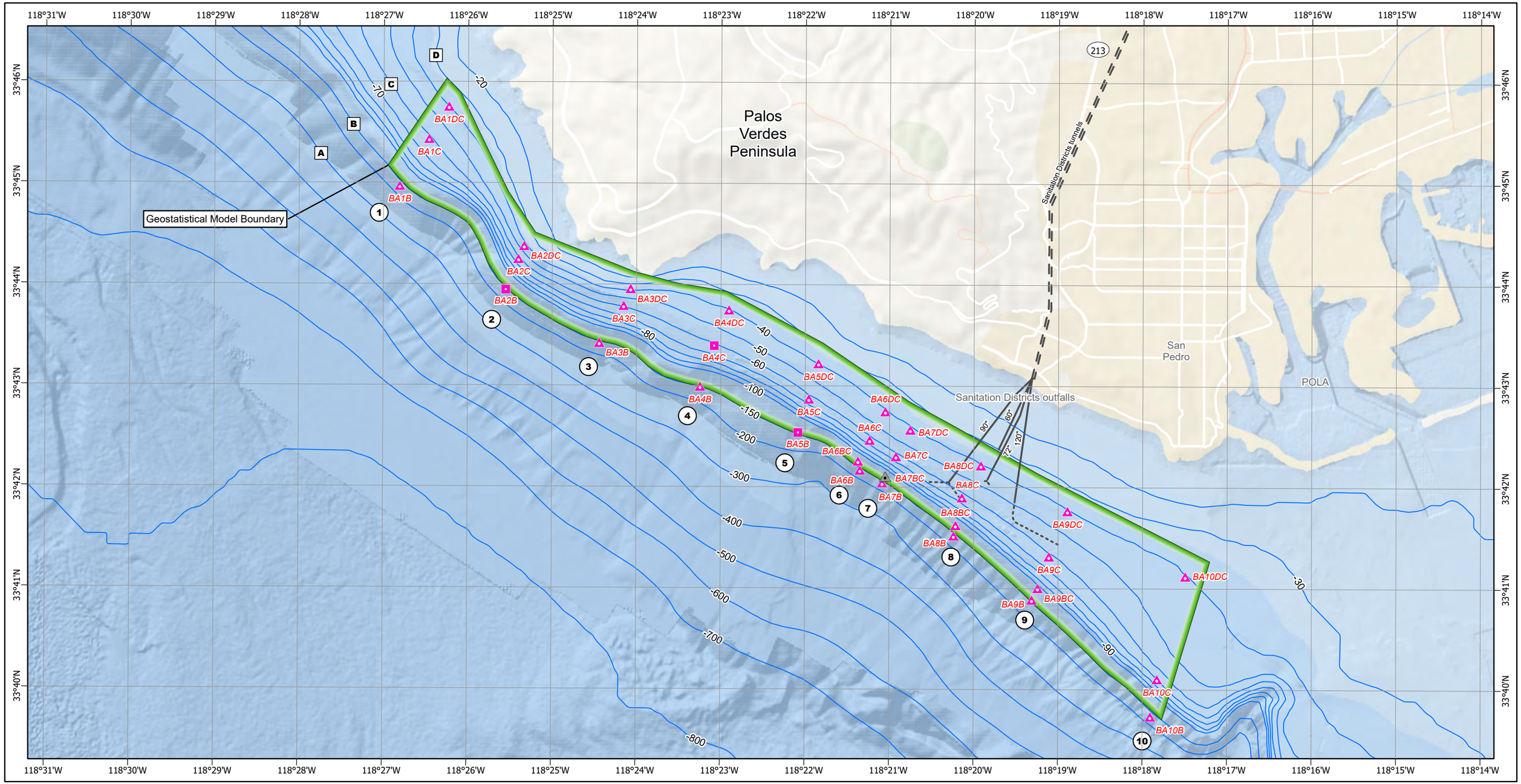

Vicinity Map

Legend

- Isobath (m)
- Outfall diffuser
- A — Sanitation Districts isobath
- 1 — Sanitation Districts transect
- Shelf-wide core
- Shelf-wide core (no core recovered)
- Shelf-wide core with replicate

Notes

1. Shelf-wide locations are identical to the baseline (2009) and first MNR (2013) sampling events.

2. See Figure 2-2 for locations of additional cores collected near the Sanitation Districts outfalls.

3. Bathymetric data are from the California Department of Fish and Wildlife Marine Region's GIS Lab and created from various Digital Elevation Model sources. Downloaded from https://filelib.wildlife.ca.gov/Public/R7_MR/

Abbreviations

m Meters
POLA Port of Los Angeles

1.5 0 1.5 Kilometers
1 0 1 Miles

N

Figure 2-1. Sample Grid - Shelf-Wide Cores
Second MNR Report
Palos Verdes Shelf
Los Angeles County, California

Document Path: \\DC1VS01\GISProj\E\EPA\PalosVerdesShelf\MapFiles\PVS_MNR_Figures\PVS_MNR_Figures_2.aprx

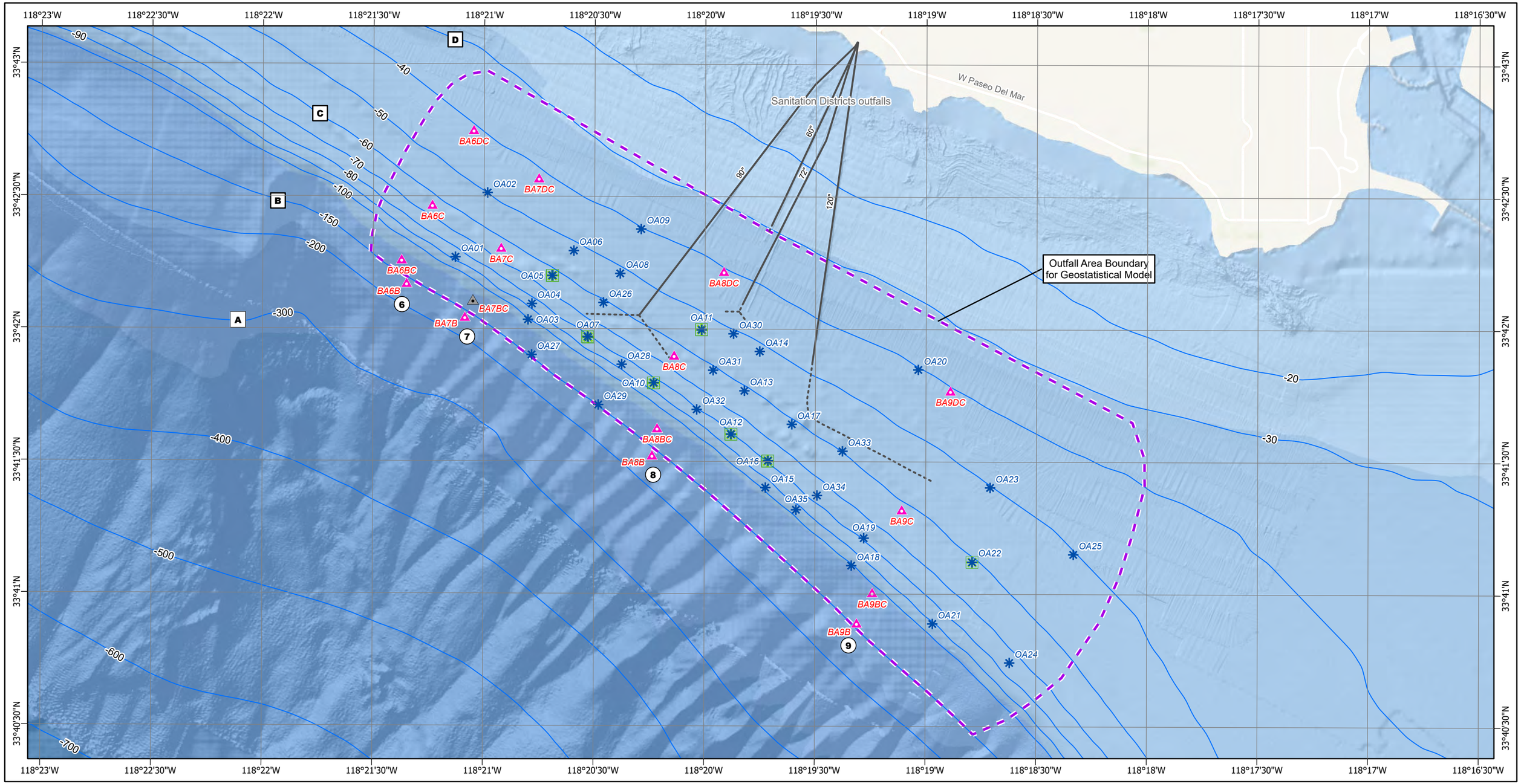

Vicinity Map

Legend

- Isobath (m)
- Outfall diffuser
- A — Sanitation Districts isobath
- 1 — Sanitation Districts transect
- Outfall area core
- Outfall area core with replicate
- Shelf-wide core
- Shelf-wide core (no core recovered)

Notes

1. Bathymetric data are from the California Department of Fish and Wildlife Marine Region's GIS Lab and created from various Digital Elevation Model sources. Downloaded from https://filelib.wildlife.ca.gov/Public/R7_MR/

Abbreviations

m Meters

500 0 500 Meters

1,600 0 1,600 Feet

N

Figure 2-2. Sample Grid - Outfall Area Cores
Second MNR Report
Palos Verdes Shelf
Los Angeles County, California

Document Path: \\DC1VS01\GISProj\E\EPA\PalosVerdesShelf\MapFiles\PVS_MNR_Figures\PVS_MNR_Figures_2.aprx

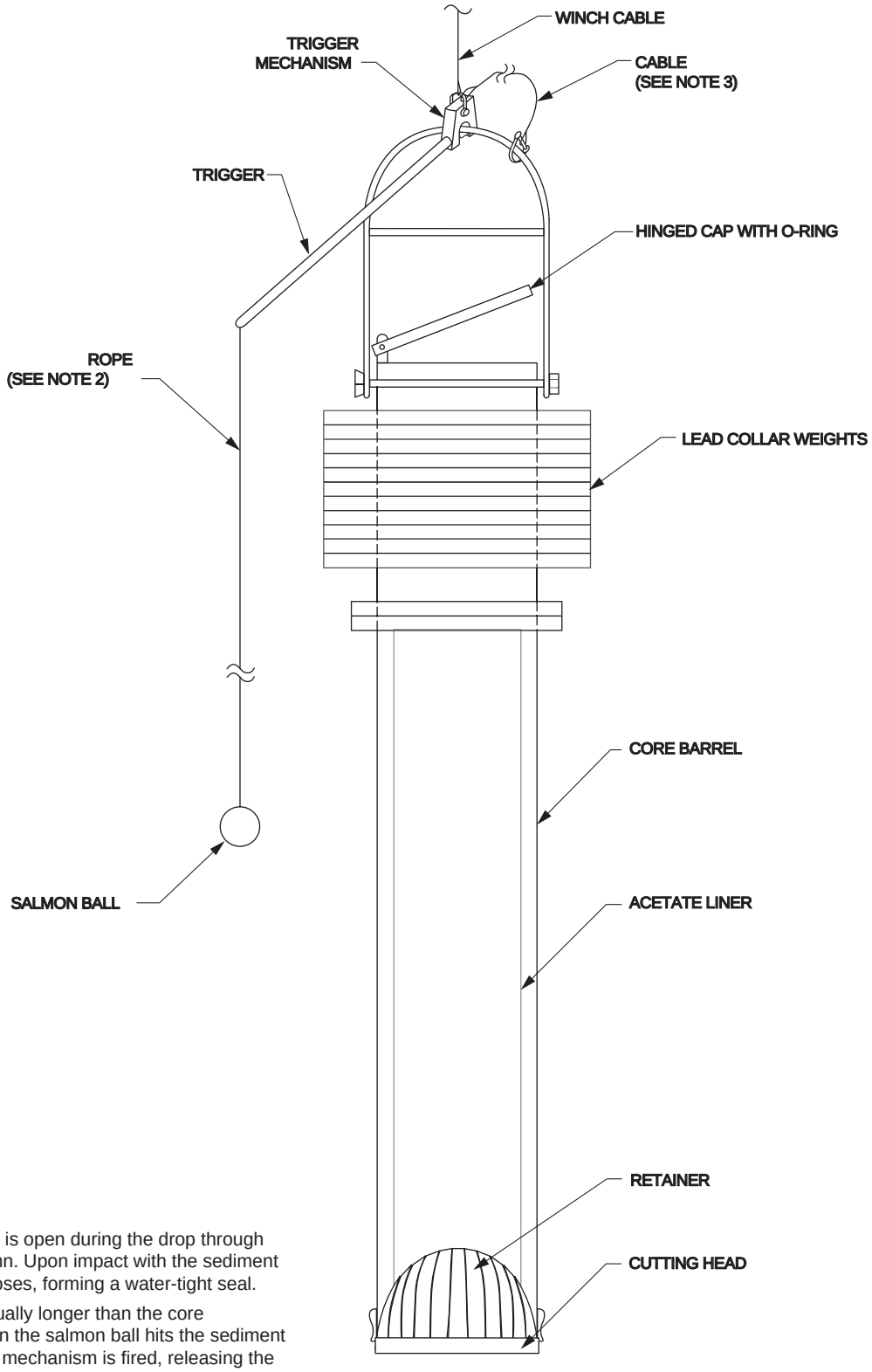

Notes:

1. The hinged cap is open during the drop through the water column. Upon impact with the sediment bed, the cap closes, forming a water-tight seal.
2. The rope is actually longer than the core assembly. When the salmon ball hits the sediment bed, the trigger mechanism is fired, releasing the trigger from the core assembly to allow additional free-fall into the sediment bed.
3. The cable keeps the trigger and core assembly attached after the trigger mechanism has fired.
4. Inclinometer is not shown in this schematic.
5. Source: Gilbane, 2018

Figure 2-3. Schematic of Gravity Corer
Second MNR Report
Palos Verdes Shelf
Los Angeles County, California

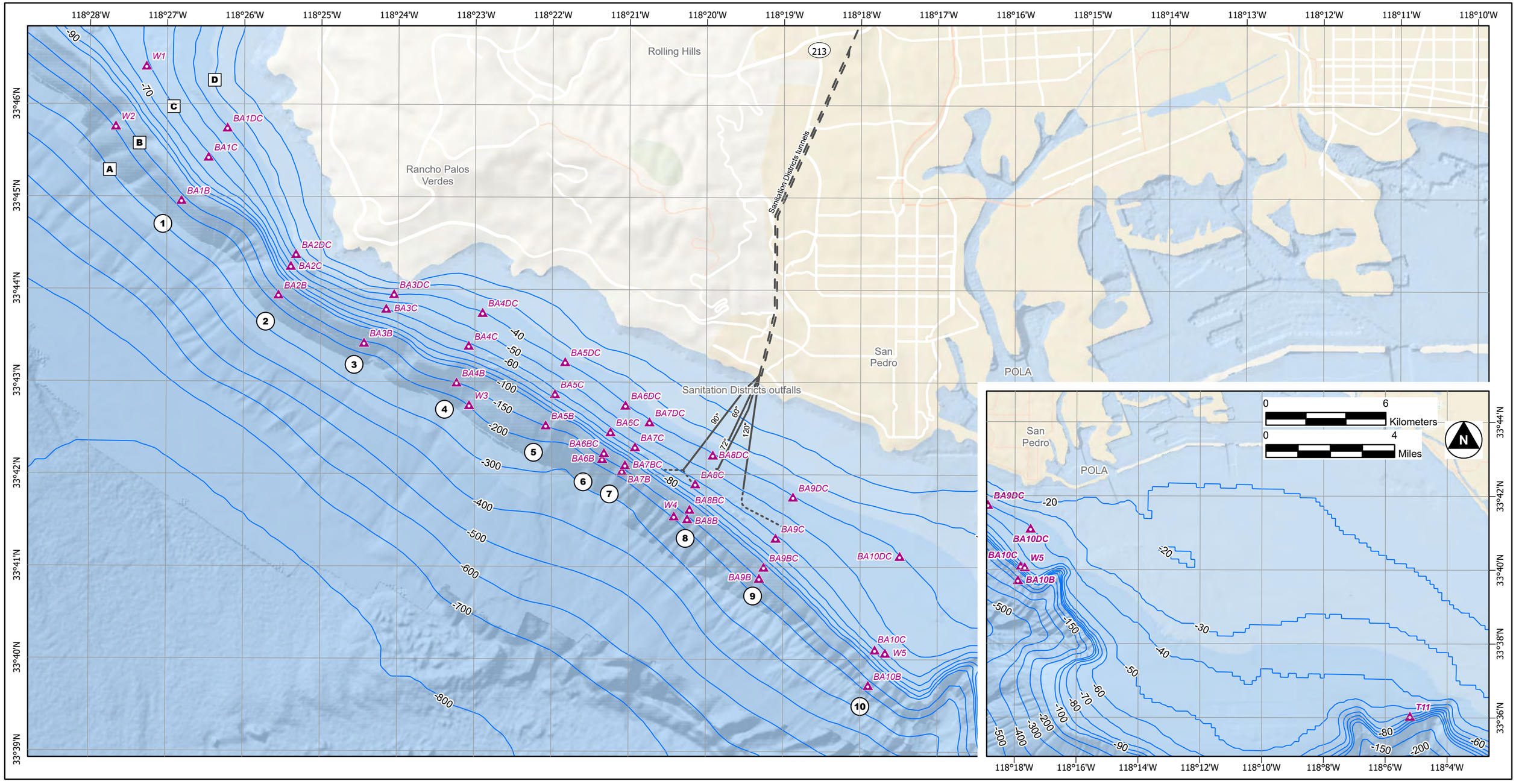

Vicinity Map

Legend

- Isobath (m)
- Outfall diffuser
- A — Sanitation Districts isobath
- 1 — Sanitation Districts transect
- High resolution water grab location

Notes

1. Basemap is courtesy of ESRI.

2. Bathymetric data are from the California Department of Fish and Wildlife Marine Region's GIS Lab and created from various Digital Elevation Model sources. Downloaded from https://filelib.wildlife.ca.gov/Public/R7_MR/

Abbreviations

m	Meters
POLA	Port of Los Angeles

Figure 2-4. Sample Grid - Water Samples
Second MNR Report
Palos Verdes Shelf
Los Angeles County, California

1.5 0 1.5 Kilometers
1 0 1 Miles
N

Document Path: \\DC1VS01\GISProj\E\EPA\PalosVerdesShelf\MapFiles\PVS_MNR_Figures\PVS_MNR_Figures_2.aprx

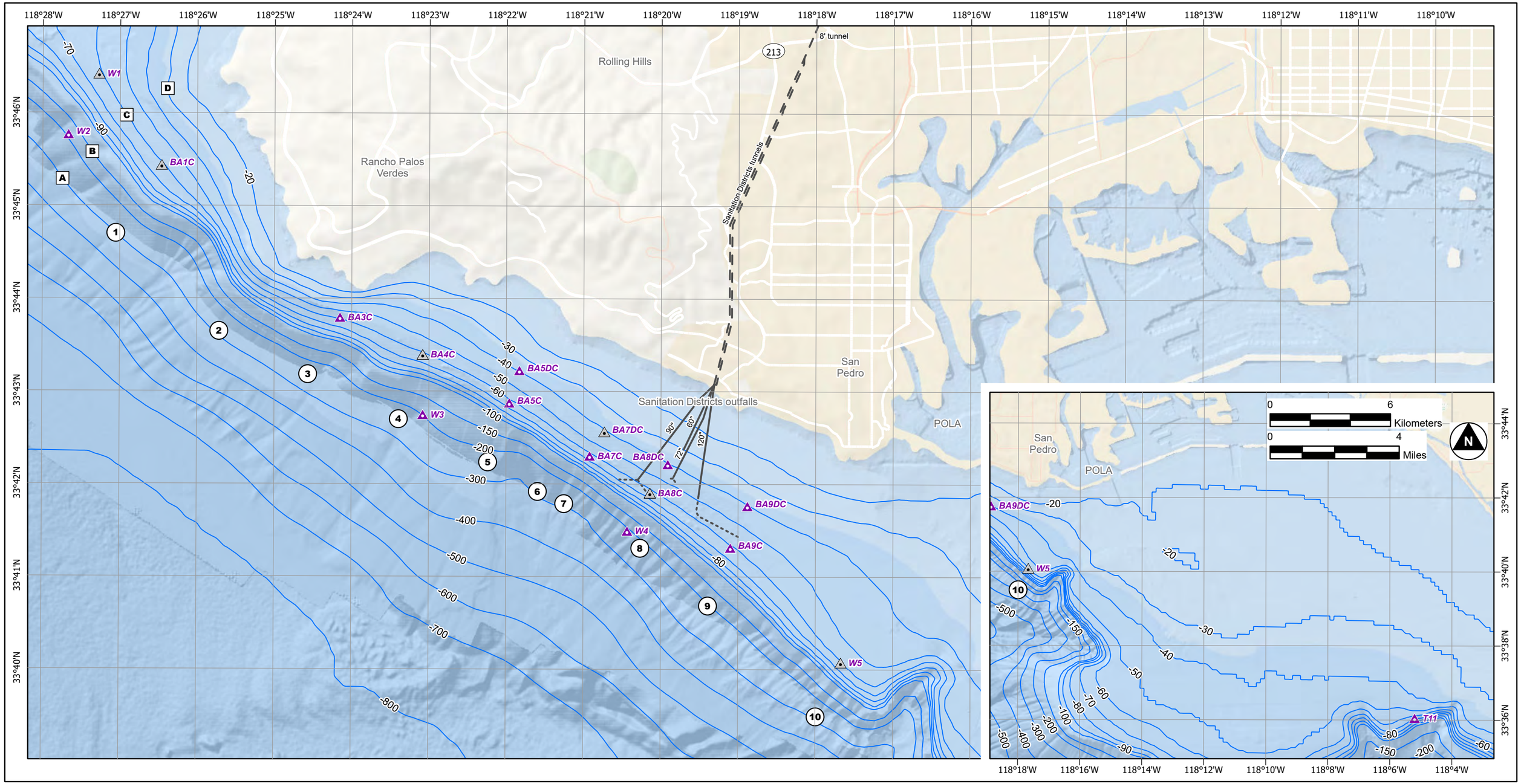

Vicinity Map

Legend

- Isobath (m)
- Outfall diffuser
- 1 Sanitation Districts transect
- A Sanitation Districts isobath
- Water column passive sampler location
- Water column passive sampler location (passive sampler lost)

Notes

1. Basemap is courtesy of ESRI.

2. Bathymetric data are from the California Department of Fish and Wildlife Marine Region's GIS Lab and created from various Digital Elevation Model sources. Downloaded from https://filelib.wildlife.ca.gov/Public/R7_MR/

Abbreviations

m	Meters
POLA	Port of Los Angeles

1.5 0 1.5 Kilometers

1 0 1 Miles

N

Figure 2-5. Sample Grid - Passive Samplers
Second MNR Report
Palos Verdes Shelf
Los Angeles County, California

Document Path: \\DC1VS01\GISProj\E\EPA\PalosVerdesShelf\MapFiles\PVS_MNR_Figures\PVS_MNR_Figures_2.aprx

Ventura Flats
Redondo Flats
Huntington Flats
EPA Zone 3
EPA Zone 2
EPA Zone 1
Breakwater Zone
Santa Monica Bay
947 Santa Monica Basin
1957
Ventura
Camarillo
Oxnard
Thousand Oaks
Agoura Hills
Calabasas
Malibu
San Fernando
West Fork San Gabriel River
La Canada Flintridge
Burbank
Glendale
Pasadena
Arcadia
Universal City
Beverly Hills
Los Angeles
Baldwin Park
El Monte
West Covina
East Los Angeles
San Gabriel River
Santa Monica
Inglewood
Downey
Norwalk
Redondo Beach
Torrance
Cerritos
Fullerton
Anaheim
Garden Grove
Long Beach
Rancho Palos Verdes
Fountain Valley
Huntington Beach
Costa M
Newport Beach

Vicinity Map

Legend

- EPA Fish Collection Area
- Bioaccumulation Zone (Sanitation Districts)
- CDFW Marine Protected Areas
- Red zone (CalEPA/OEHHA)
- Yellow zone (CalEPA/OEHHA)
- Commercial catch ban zone for WC (CDFW)

Notes

1. Basemap is courtesy of ESRI.

2. Bathymetric data are from the California Department of Fish and Wildlife (CDFW) Marine Region's GIS Lab and created from various Digital Elevation Model sources. Downloaded from https://filelib.wildlife.ca.gov/Public/R7_MR/

Abbreviations

CalEPA California Environmental Protection Agency
CDFW California Department of Fish and Wildlife
EPA U.S. Environmental Protection Agency
OEHHA Office of Environmental Health Hazard Assessment
WC White croaker

10 0 10 Kilometers
6 0 6 Miles

N

Figure 2-6a. Fish Collection Areas
Second MNR Report
Palos Verdes Shelf
Los Angeles County, California

Document Path: \\DC1VS01\GISProj\E\EPA\PalosVerdesShelf\MapFiles\PVS_MNR_Figures\PVS_MNR_Figures_2.aprx

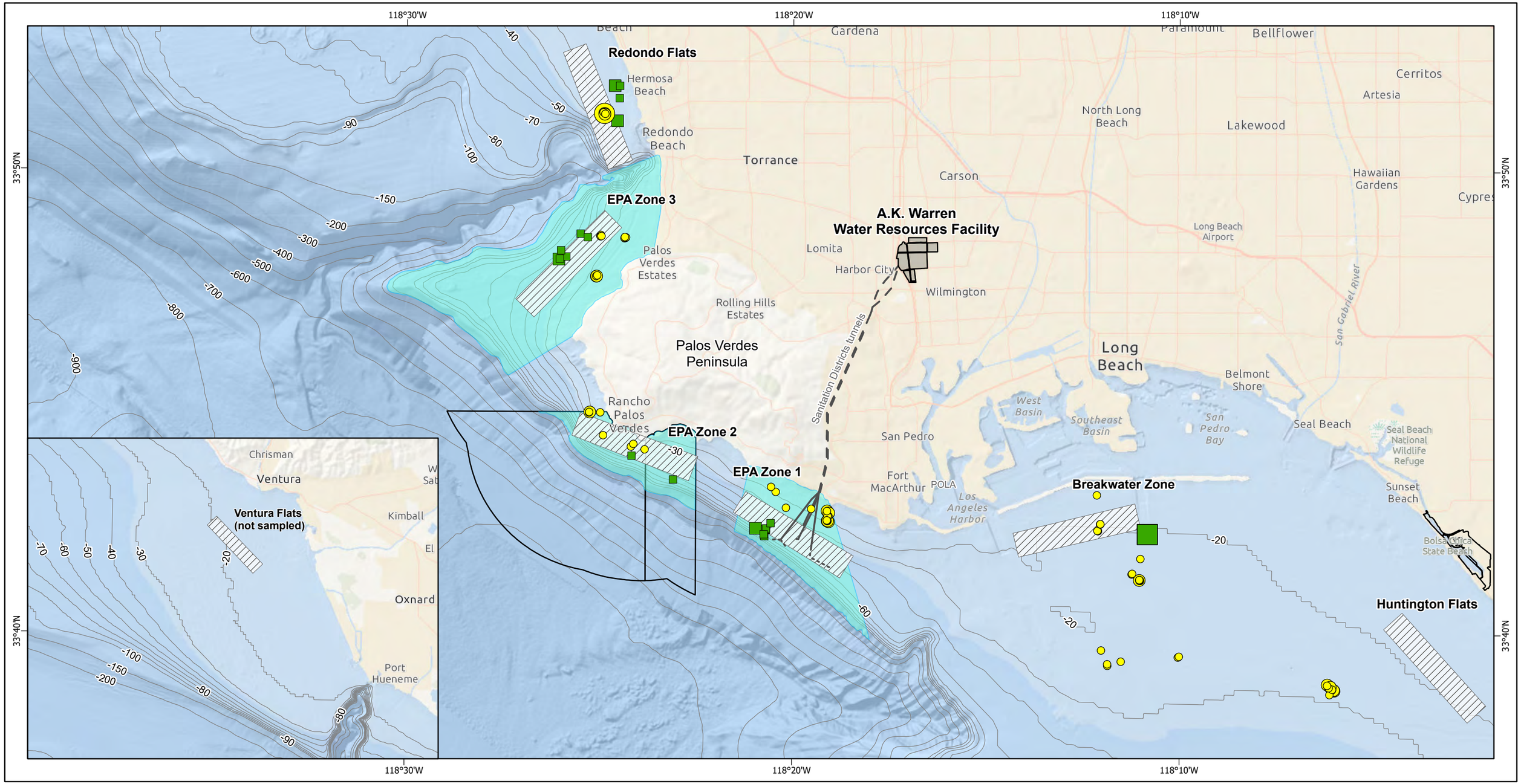

Vicinity Map

Legend

- Isobath (m)
- EPA Fish Collection Area
- Bioaccumulation Zone (Sanitation Districts)
- CDFW Marine Protected Areas

Number of Fish

	Barred Sand Bass	White Croaker
	1 - 2	1 - 6
	3 - 7	7 - 12
	8 - 16	13 - 30

Notes

1. Basemap is courtesy of ESRI.

2. Bathymetric data are from the California Department of Fish and Wildlife (CDFW) Marine Region's GIS Lab and created from various Digital Elevation Model sources. Downloaded from https://filelib.wildlife.ca.gov/Public/R7_MR/

Abbreviations

EPA	U.S. Environmental Protection Agency
m	Meters
POLA	Port of Los Angeles

3 0 3 Kilometers

2 0 2 Miles

N

Figure 2-6b. Fish Collection Areas and Sample Locations
Second MNR Report
Palos Verdes Shelf
Los Angeles County, California

Document Path: \\DC1VS01\GISProj\E\EPA\PalosVerdesShelf\MapFiles\PVS_MNR_Figures\PVS_MNR_Figures_2.aprx

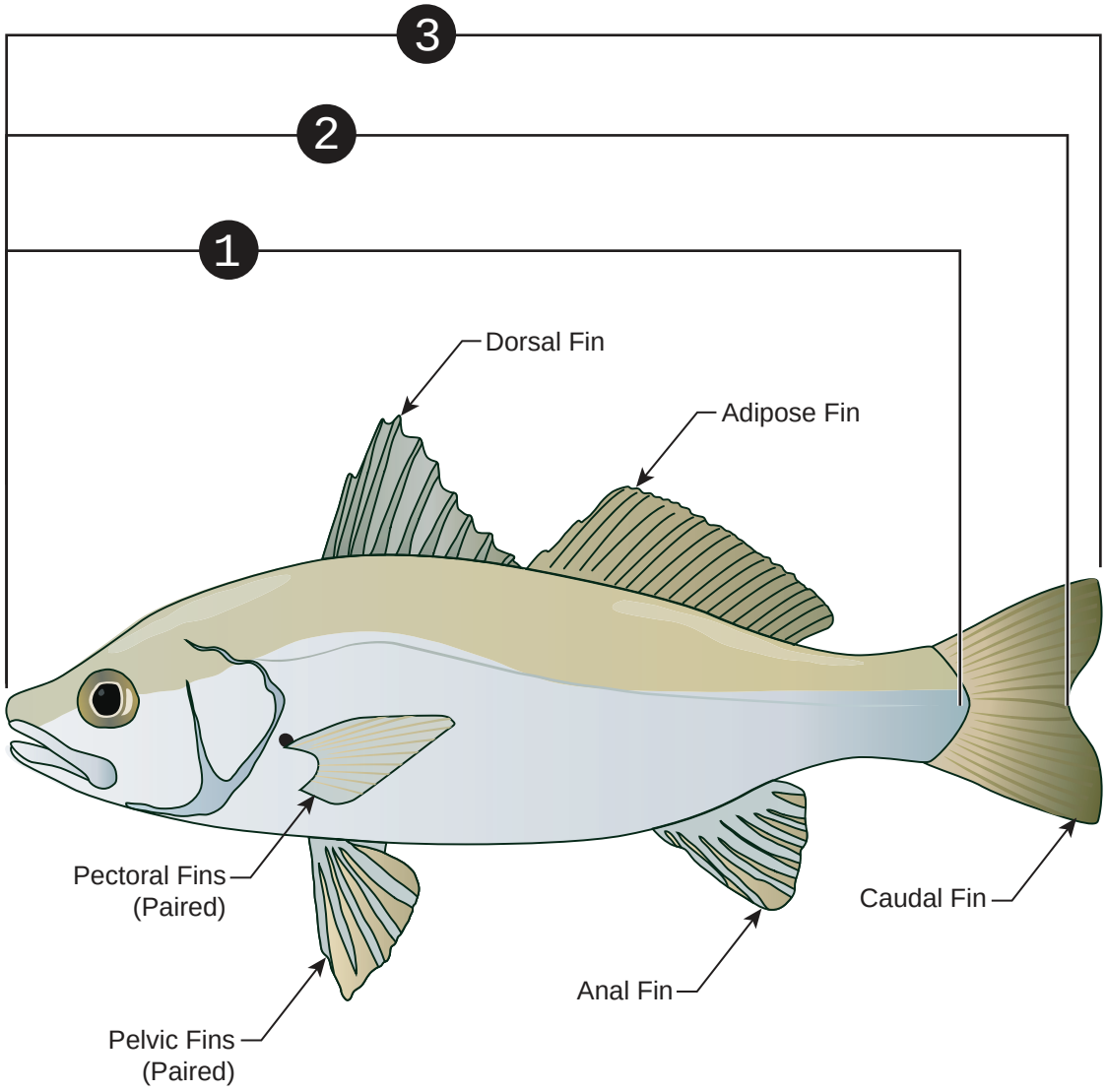

1 Standard length
2 Fork length
3 Total length

Note:
1. Source: Gilbane, 2018

Figure 2-7. Typical Fish Length Measurements
Second MNR Report
Palos Verdes Shelf
Los Angeles County, California

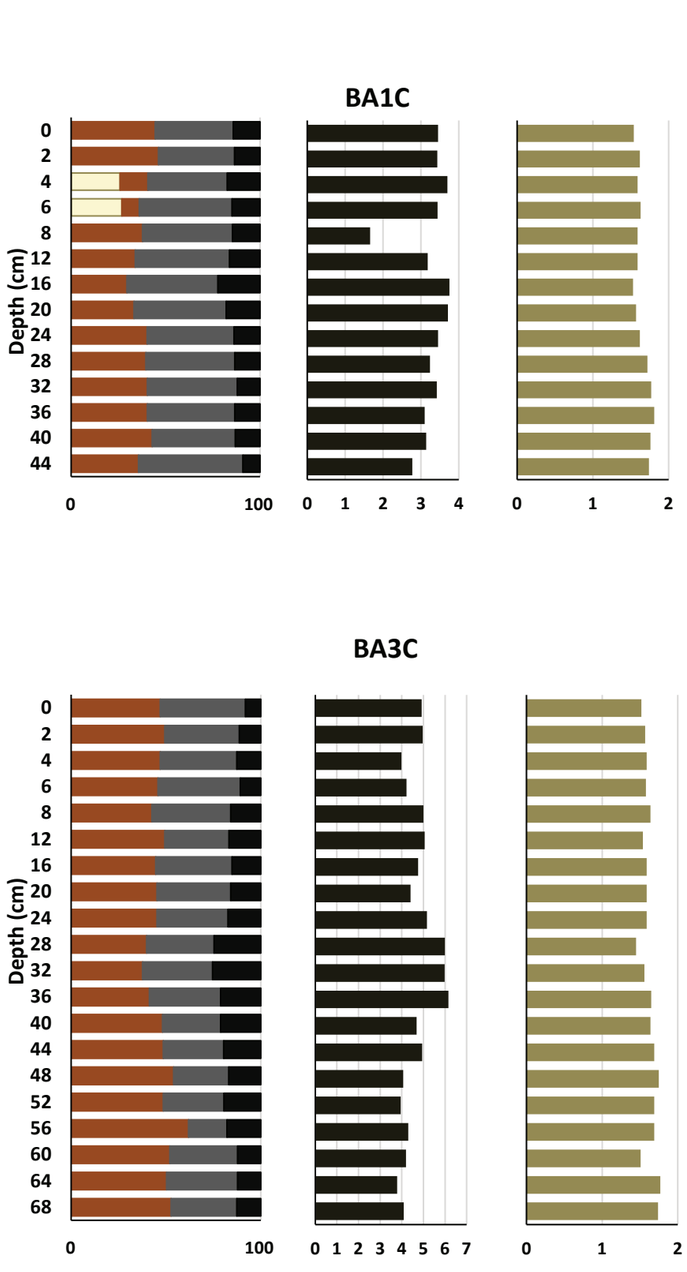

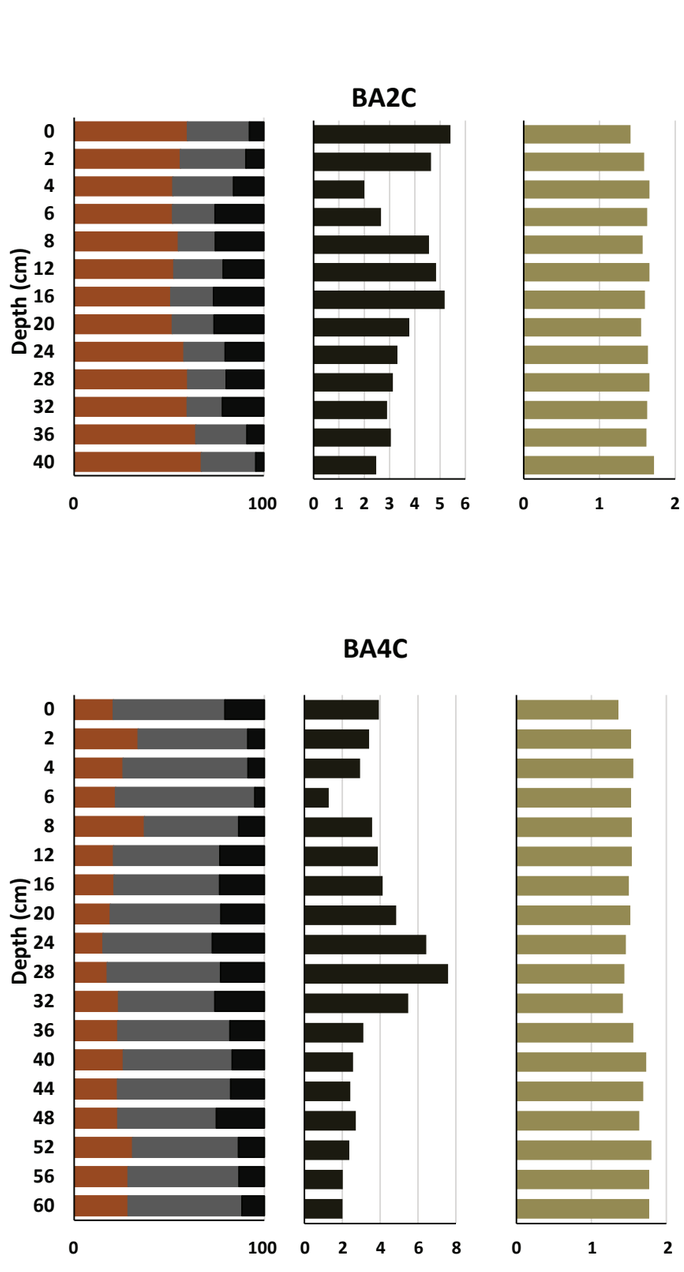

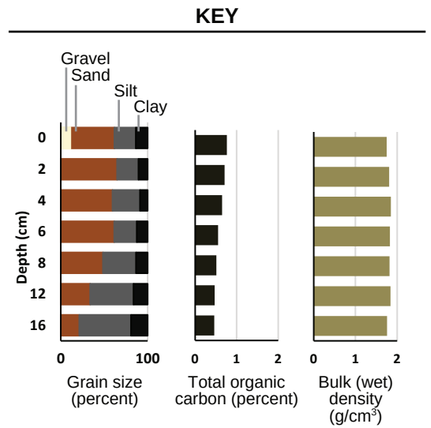

Notes:

1. Core locations shown on Figures 2-1 and 2-2.

cm = centimeter(s)

g/cm^3 = grams(s) per cubic centimeter

Figure 3-1a. Grain Size, TOC, and Bulk Density Distribution along 60-m Isobath (West)

Second MNR Report

Palos Verdes Shelf

Los Angeles County, California

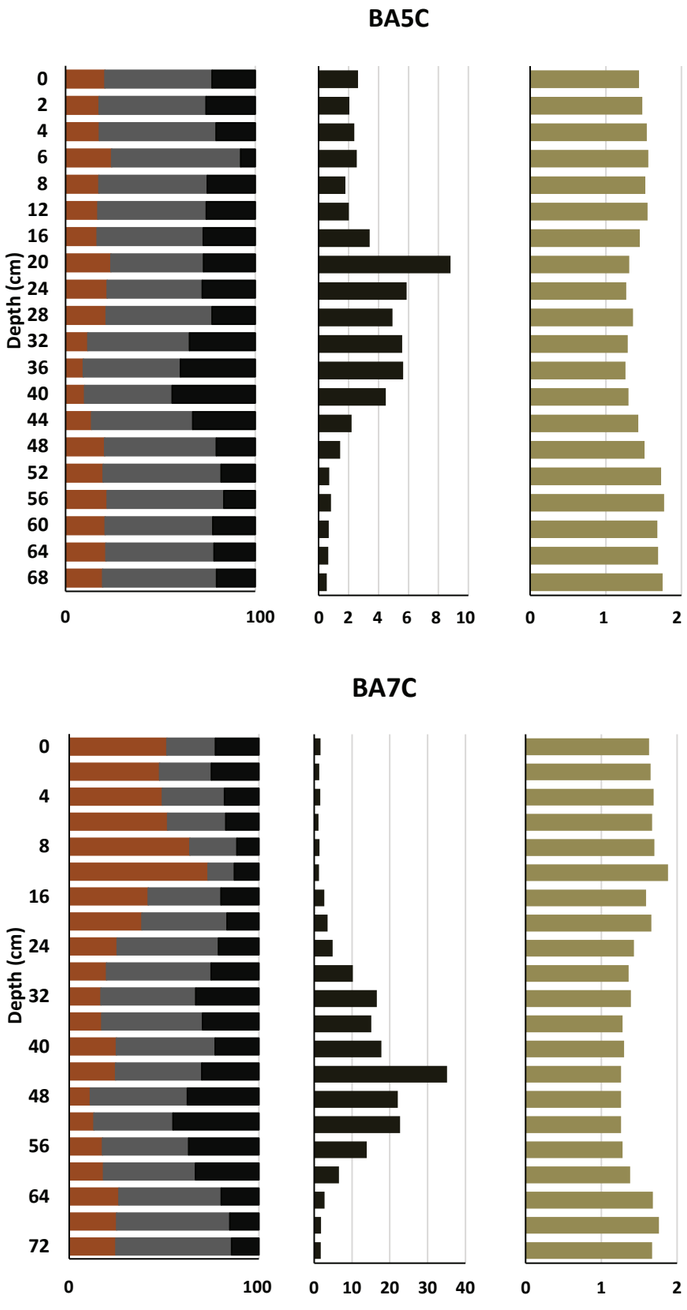

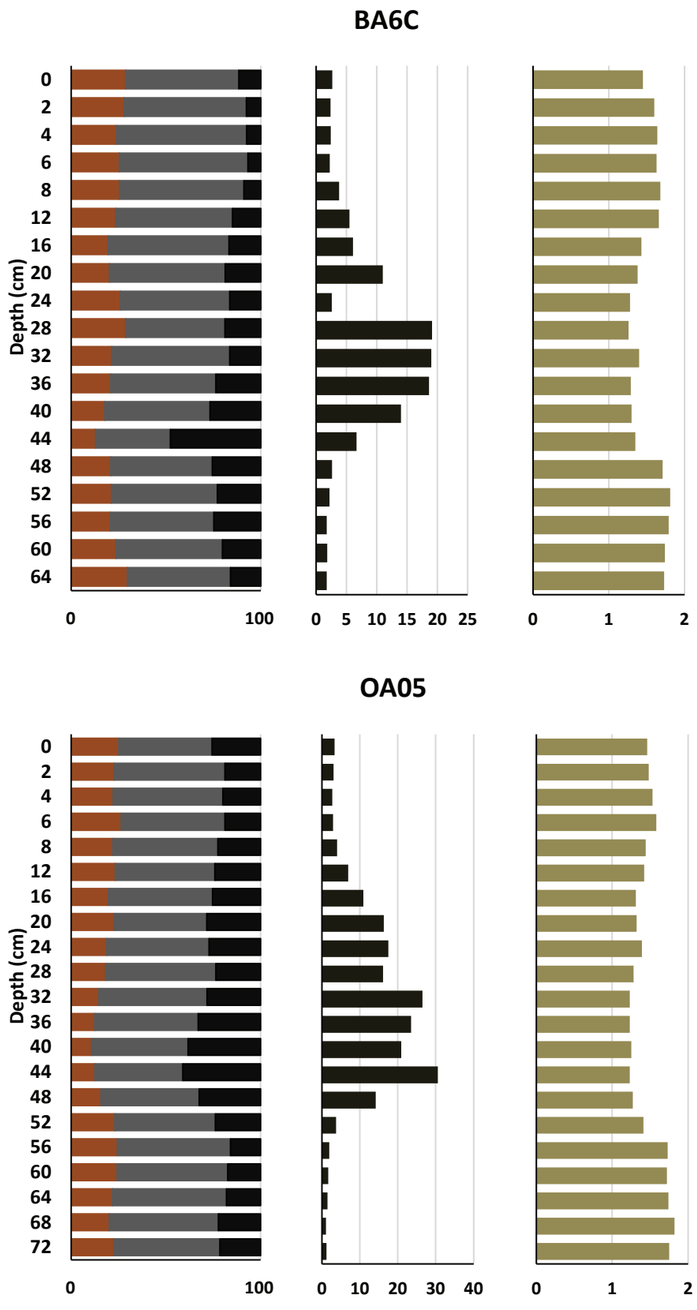

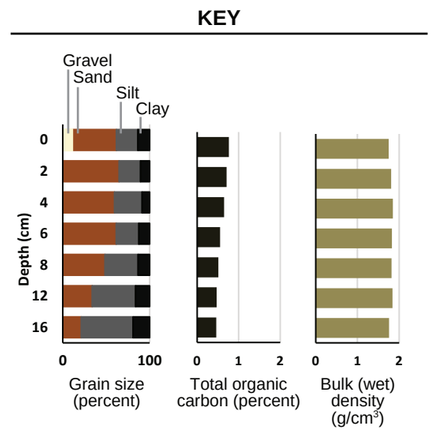

Notes:

1. Core locations shown on Figures 2-1 and 2-2.

cm = centimeter(s)

g/cm^3 = grams(s) per cubic centimeter

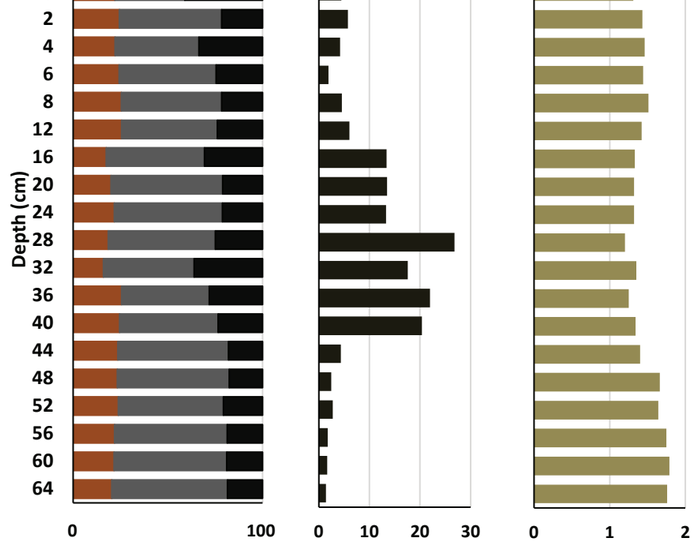

Figure 3-1b. Grain Size, TOC, and Bulk Density Distribution along 60-m Isobath (West-Central)
Second MNR Report
Palos Verdes Shelf
Los Angeles County, California

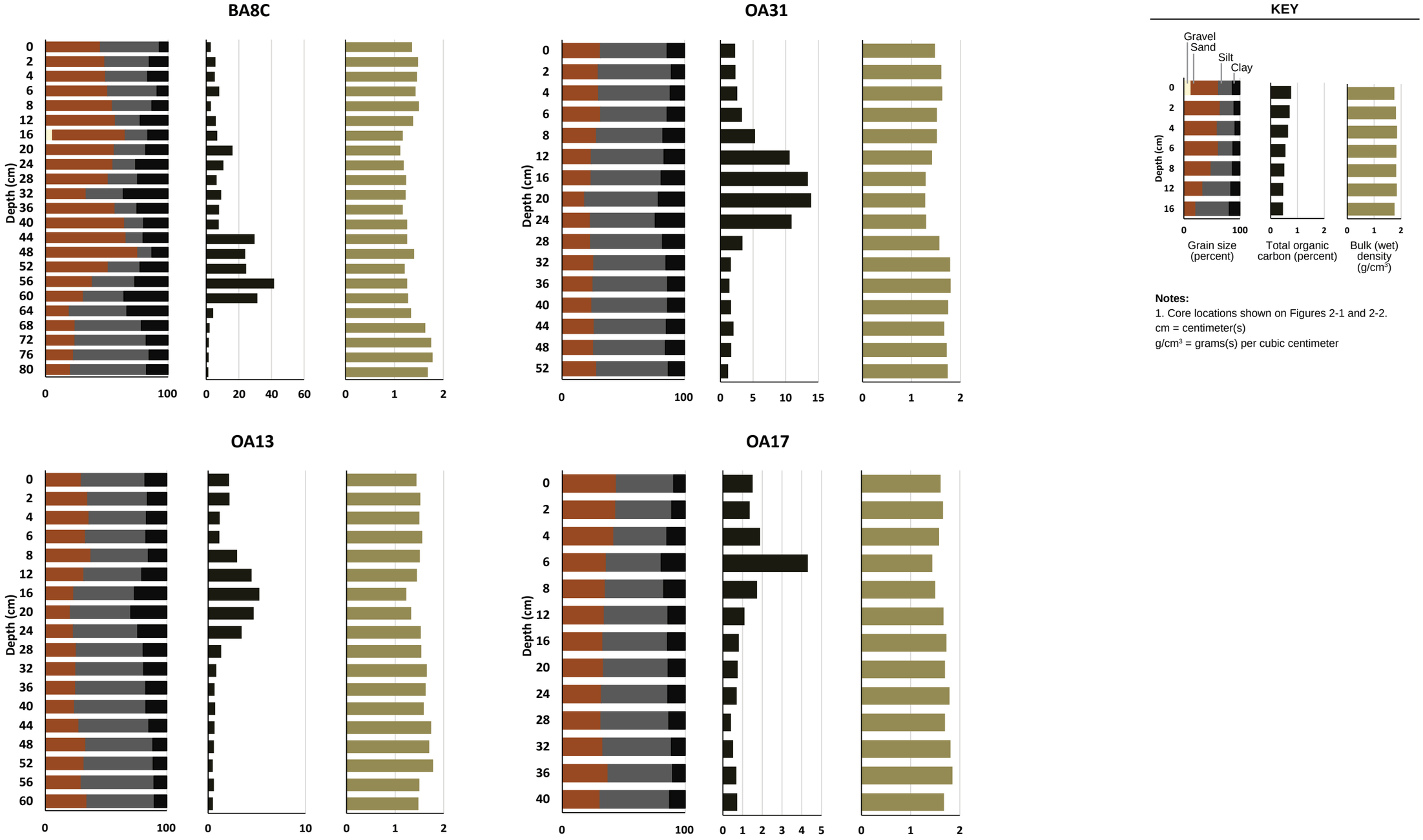

Notes:

1. Core locations shown on Figures 2-1 and 2-2.

cm = centimeter(s)

g/cm^3 = grams(s) per cubic centimeter

Figure 3-1c. Grain Size, TOC, and Bulk Density Distribution along 60-m Isobath (Outfall Area)

Second MNR Report

Palos Verdes Shelf

Los Angeles County, California

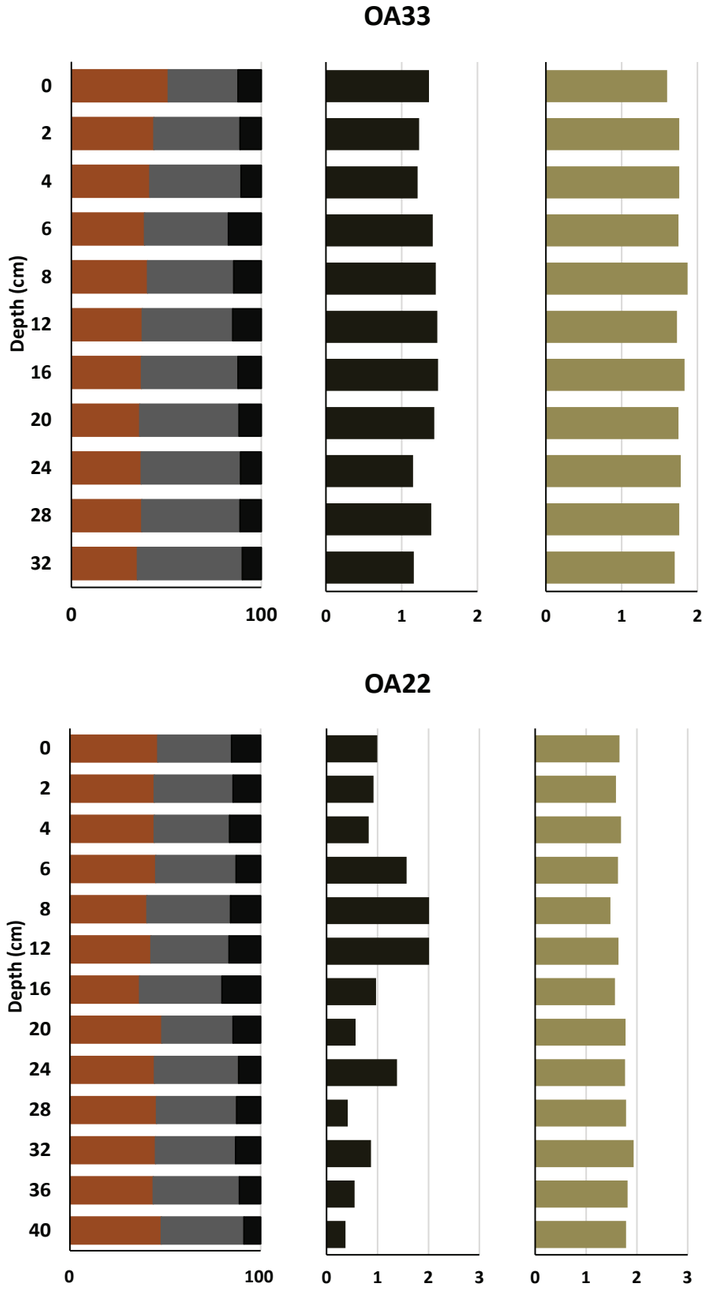

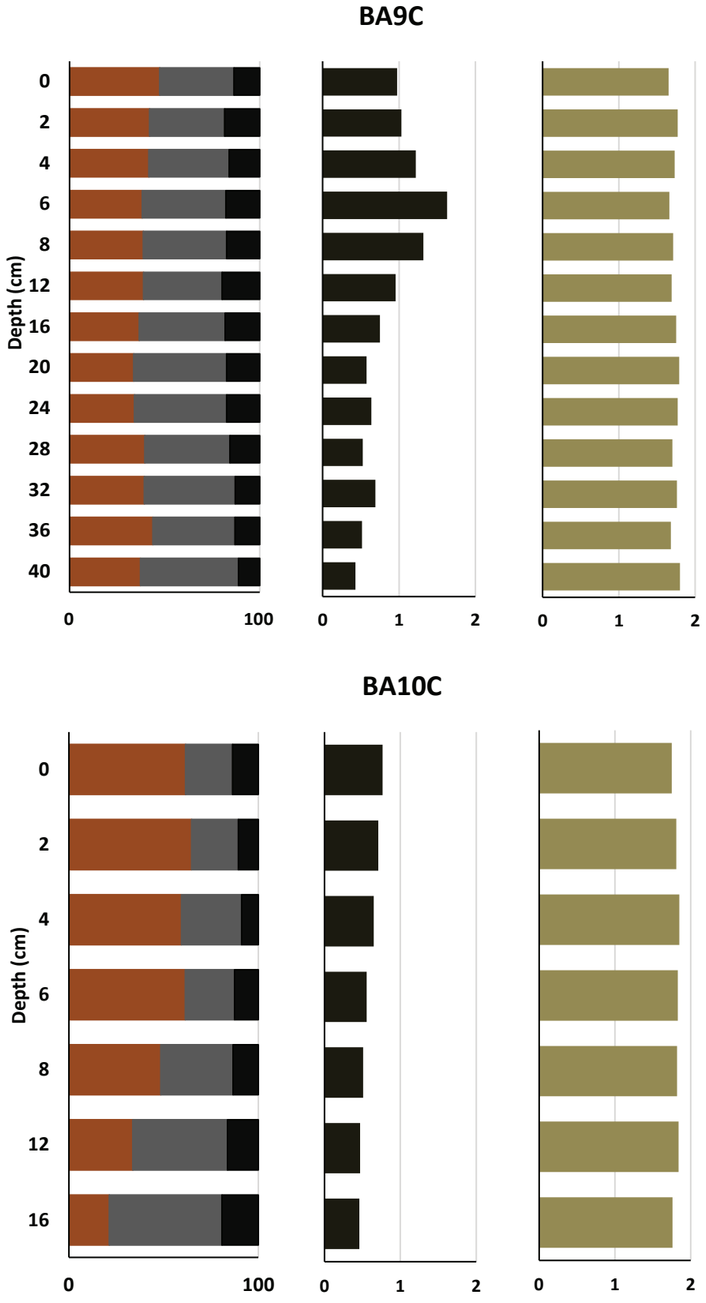

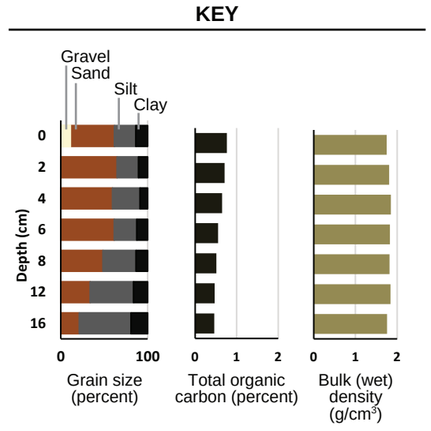

Notes:

1. Core locations shown on Figures 2-1 and 2-2.

cm = centimeter(s)

g/cm^3 = grams(s) per cubic centimeter

Figure 3-1d. Grain Size, TOC, and Bulk Density Distribution along 60-m Isobath (East)

Second MNR Report

Palos Verdes Shelf

Los Angeles County, California

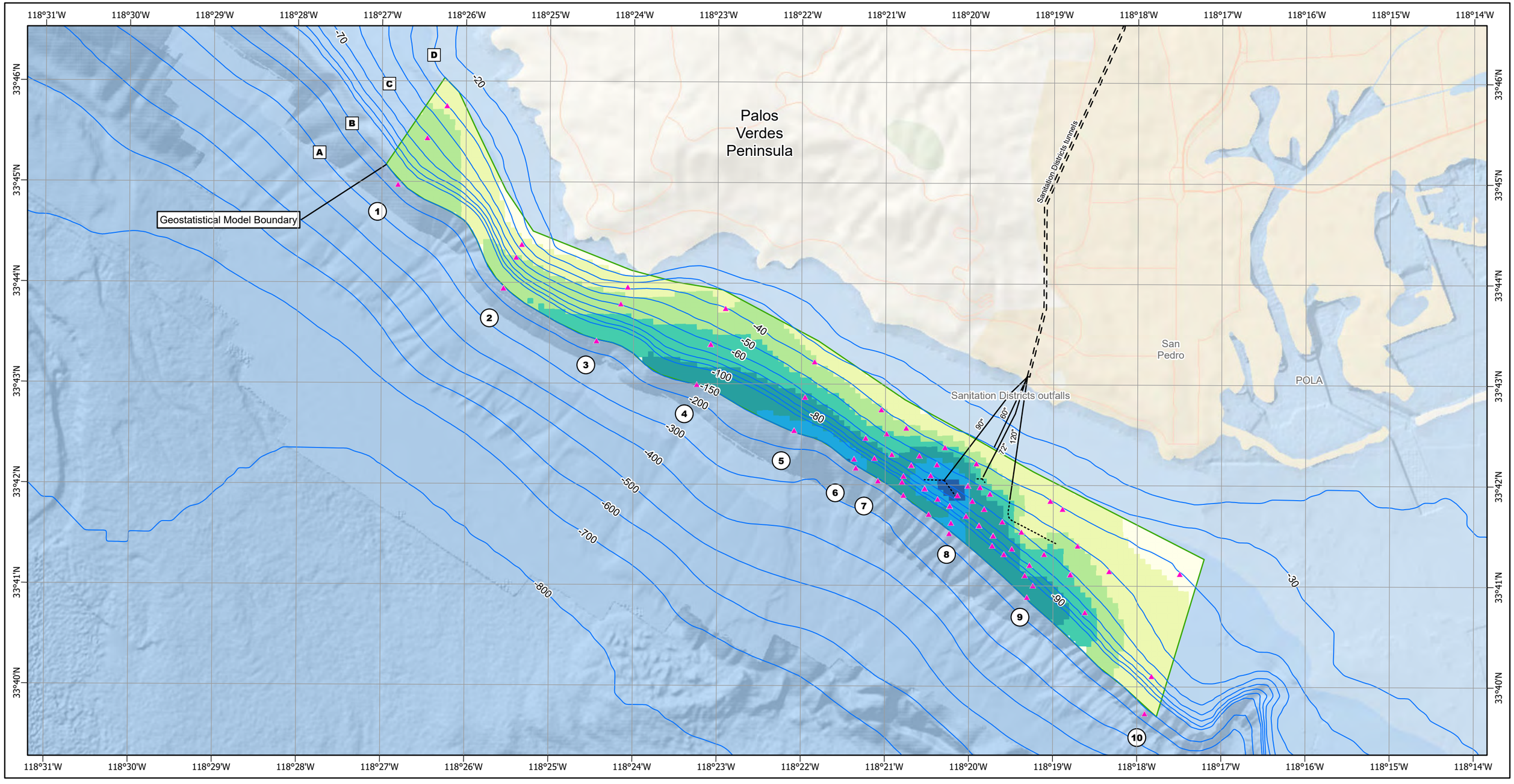

Vicinity Map

Legend

- Isobath (m)
- Outfall diffuser
- A — Sanitation Districts isobath
- 1 — Sanitation Districts transect
- ▲ 2022 sediment core location

Total DDTs (µg/kg)

- < 230
- 230 - 500
- 500 - 1,000
- 1,000 - 2,000
- 2,000 - 5,000
- 5,000 - 10,000
- > 10,000

Notes

1. Data were not normalized for organic carbon.
2. Contours represent concentrations in the 0-8-cm bed-depth interval (bioactive layer).
3. Concentration contours are based on an Earth Volumetric Studio geostatistical model using previous modeling methodology.

Abbreviations

m Meters
POLA Port of Los Angeles

1.5 0 1.5 Kilometers
1 0 1 Miles
N

Figure 3-2. Total DDTs in Surface Sediment (0-8 cm)
Second MNR Report
Palos Verdes Shelf
Los Angeles County, California

Document Path: \\dc1vs01\GISProj\E\EPA\PalosVerdesShelf\MapFiles\PVS_MNR_Figures\PVS_MNR_Figures.aprx

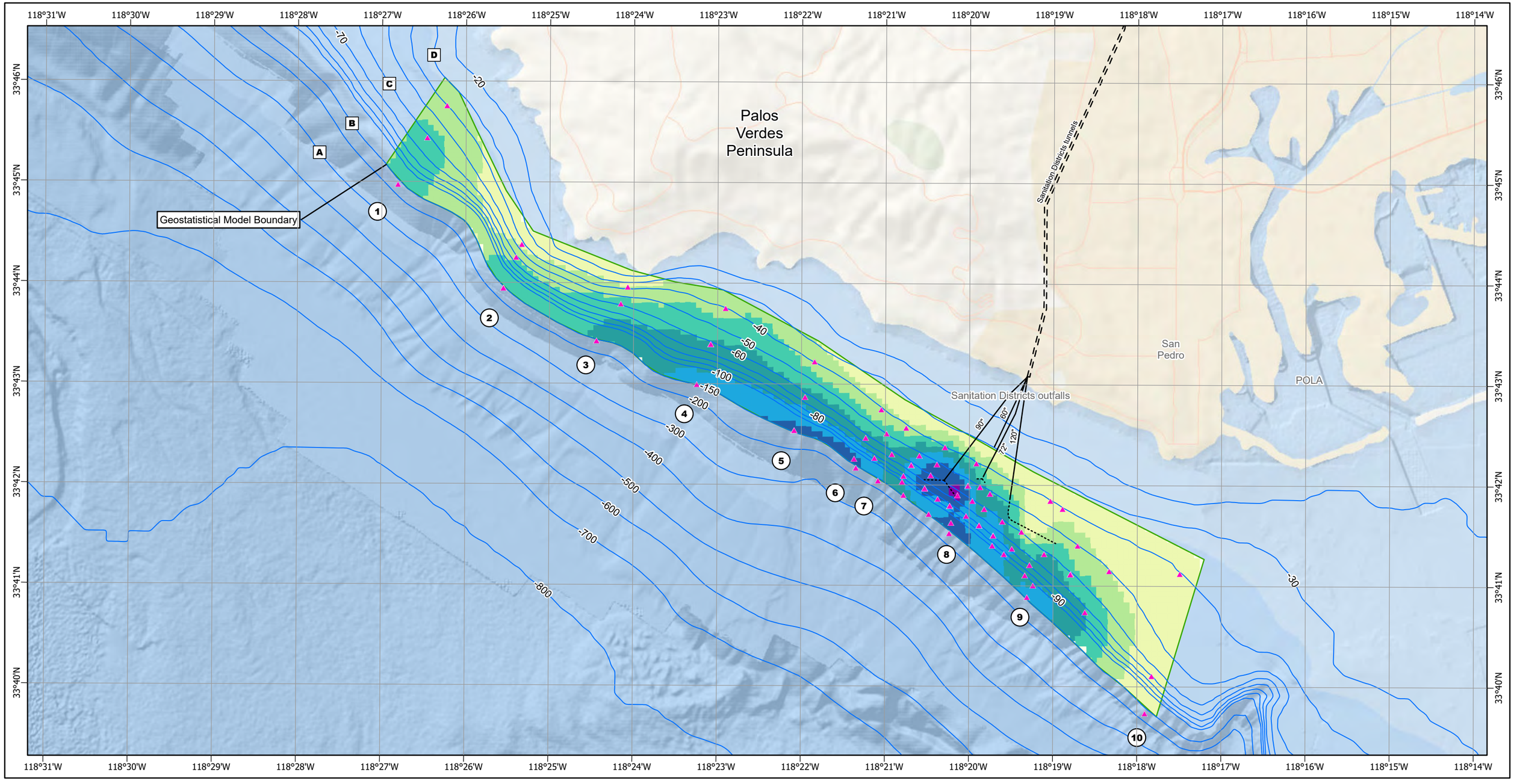

Vicinity Map

Legend

- Isobath (m)
- Outfall diffuser
- 1 Sanitation Districts transect
- A Sanitation Districts isobath
- 2022 sediment core location

Total DDT Compounds (µg/kg)

< 230	2,000 - 5,000
230 - 500	5,000 - 10,000
500 - 1,000	10,000 - 20,000
1,000 - 2,000	> 20,000

Notes

1. Data were not normalized for organic carbon.

2. Contours represent concentrations in the 0-8-cm bed-depth interval (bioactive layer).

3. Concentration contours are based on an Earth Volumetric Studio geostatistical model using previous modeling methodology.

Abbreviations

m Meters
POLA Port of Los Angeles

1.5 0 1.5 Kilometers
1 0 1 Miles
N

Figure 3-3. Total DDT Compounds in Surface Sediment (0-8 cm)
Second MNR Report
Palos Verdes Shelf
Los Angeles County, California

Total DDTs

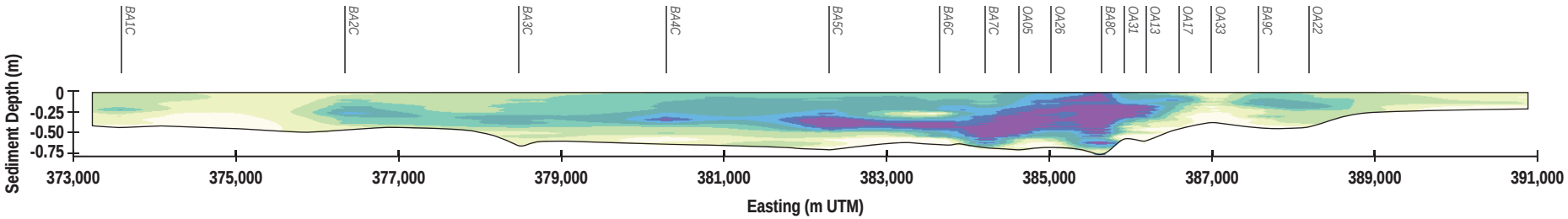

Total DDT Compounds

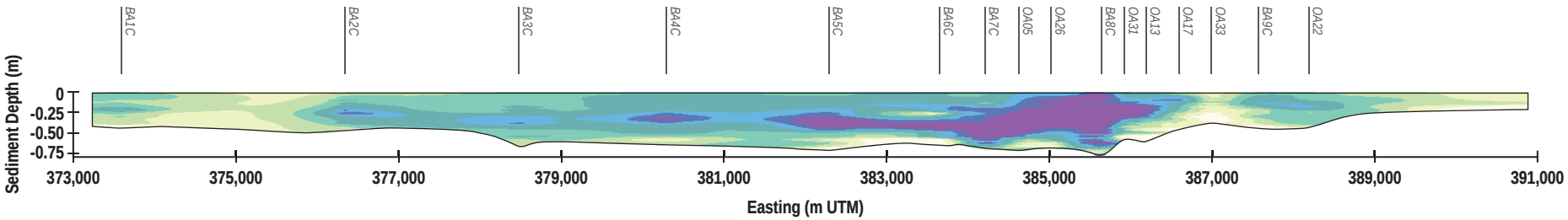

LEGEND

Total DDTs (µg/kg)

0–230	2,000–5,000
230–500	5,000–10,000
500–1,000	10,000–20,000
1,000–2,000	> 20,000

Notes:

1. Vertical profile represents the 60-m isobath.
2. Vertical scale is exaggerated by a factor of 100.
3. Data were not normalized for organic carbon.
4. Profiles are based on Earth Volumetric Studio geostatistical models using previous methodology.

µg/kg = microgram(s) per kilogram
m = meter(s)
UTM = Universal Transverse Mercator coordinate system

231101152346_fad26e09 Fig_3-4_tDDTs_Compounds_Sed_rev4

Figure 3-4. Vertical Profile of Total DDTs and Total DDT Compounds in Sediment
Second MNR Report
Palos Verdes Shelf
Los Angeles County, California

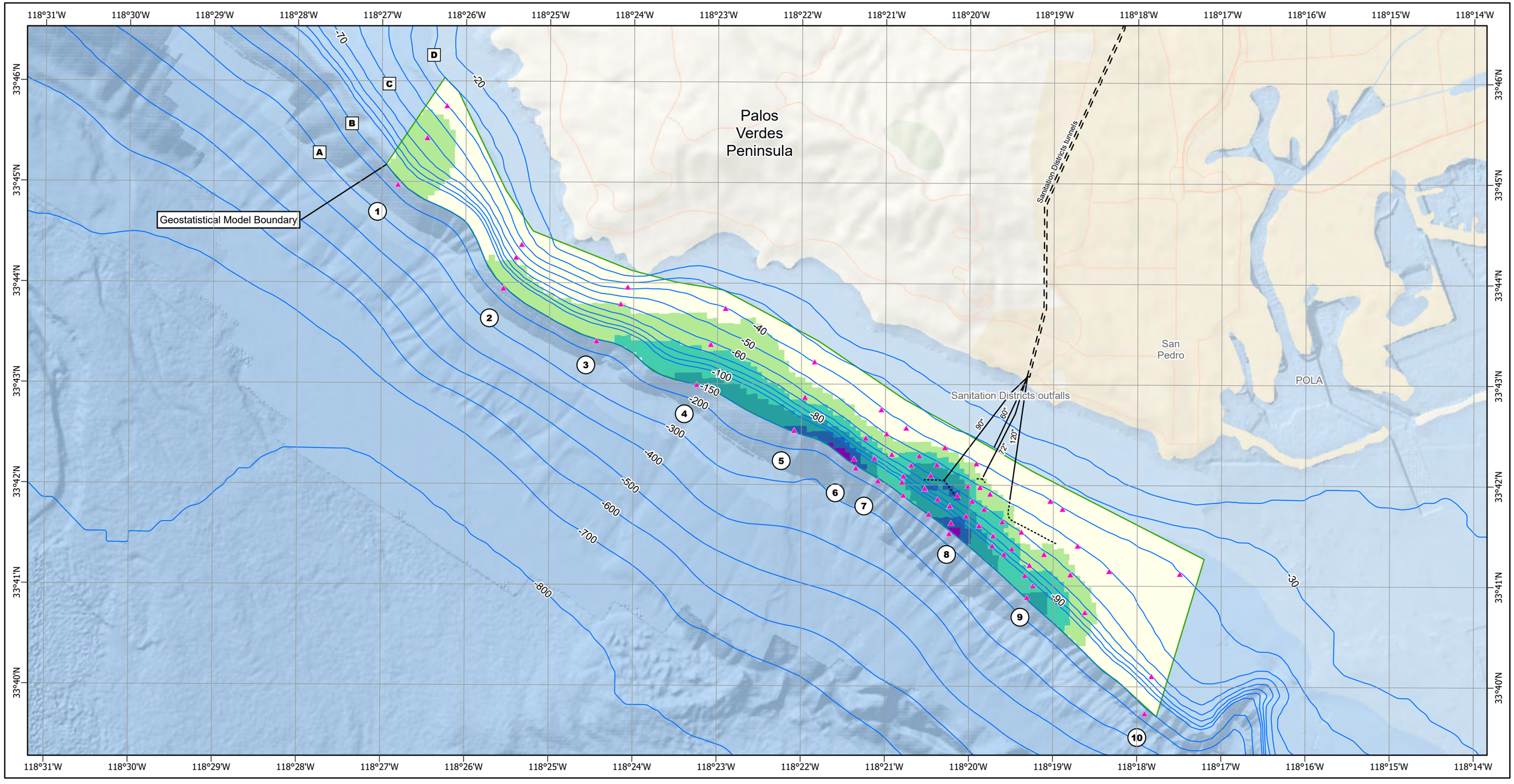

Vicinity Map

Legend

- Isobath (m)
- Outfall diffuser
- 1 Sanitation Districts transect
- A Sanitation Districts isobath
- 2022 sediment core location

Total PCBs (Short List) (µg/kg)

- < 70
- 70 - 150
- 150 - 300
- 300 - 600
- 600 - 1,000
- > 1,000

Notes

1. Data were not normalized for organic carbon.
2. Contours represent concentrations in the 0-8-cm bed-depth interval (bioactive layer).
3. Concentration contours are based on an Earth Volumetric Studio geostatistical model using previous modeling methodology.

Abbreviations

m Meters
POLA Port of Los Angeles

1.5 0 1.5 Kilometers
1 0 1 Miles
N

Figure 3-5. Total PCBs (Short List) in Surface Sediment (0-8 cm)
Second MNR Report
Palos Verdes Shelf
Los Angeles County, California

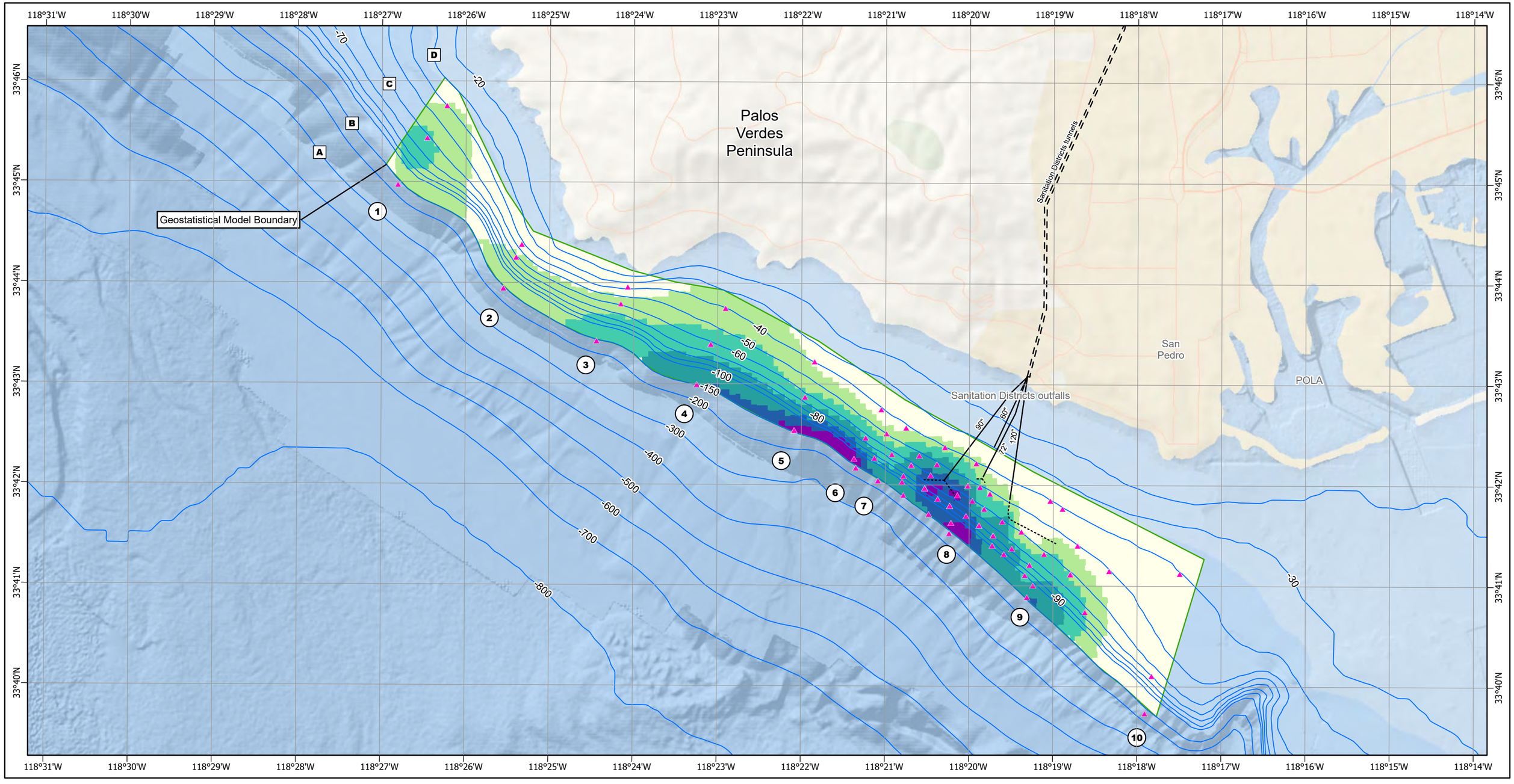

Vicinity Map

Legend

- Isobath (m)
- Outfall diffuser
- 1 Sanitation Districts transect
- A Sanitation Districts isobath
- 2022 sediment core location

Total PCBs (Expanded List) (µg/kg)

- < 70
- 70 - 150
- 150 - 300
- 300 - 600
- 600 - 1,000
- > 1,000

Notes

1. Data were not normalized for organic carbon.
2. Contours represent concentrations in the 0-8-cm bed-depth interval (bioactive layer).
3. Concentration contours are based on an Earth Volumetric Studio geostatistical model using previous modeling methodology.

Abbreviations

m Meters
POLA Port of Los Angeles

1.5 0 1.5 Kilometers
1 0 1 Miles
N

Figure 3-6. Total PCBs (Expanded List) in Surface Sediment (0-8 cm)
Second MNR Report
Palos Verdes Shelf
Los Angeles County, California

Document Path: \\dc1vs01\GISProj\E\EPA\PalosVerdesShelf\MapFiles\PVS_MNR_Figures\PVS_MNR_Figures.aprx

Total PCBs (Short List)

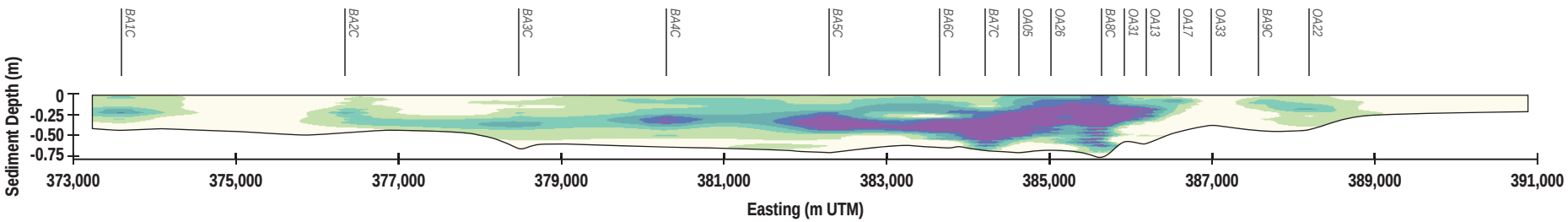

Total PCBs (Expanded List)

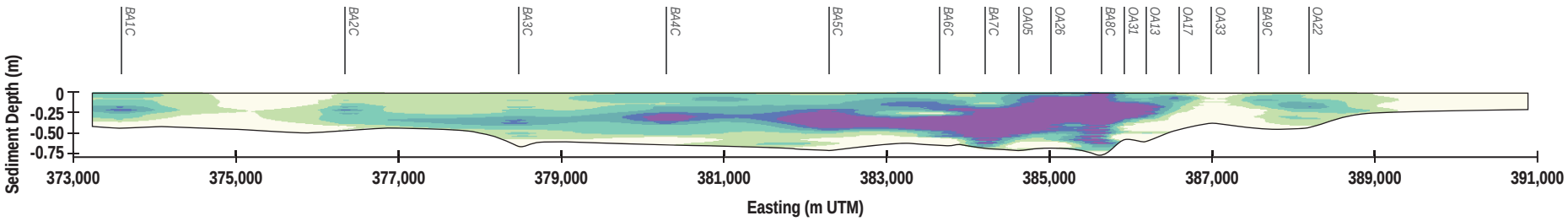

LEGEND

Total PCBs (µg/kg)

< 70	300–600
70–150	600–1,000
150–300	> 1,000

Notes:

1. Vertical profile represents the 60-m isobath.
2. Vertical scale is exaggerated by a factor of 100.
3. Data were not normalized for organic carbon.
4. Profiles are based on Earth Volumetric Studio geostatistical models using previous methodology.

µg/kg = microgram(s) per kilogram
m = meter(s)
UTM = Universal Transverse Mercator coordinate system

231101152346_fad26e09 Fig_3-7_tPCBs_SL_EL_Sed_rev3

Figure 3-7. Vertical Profile of Total PCBs (Short List and Expanded List) in Sediment
Second MNR Report
Palos Verdes Shelf
Los Angeles County, California

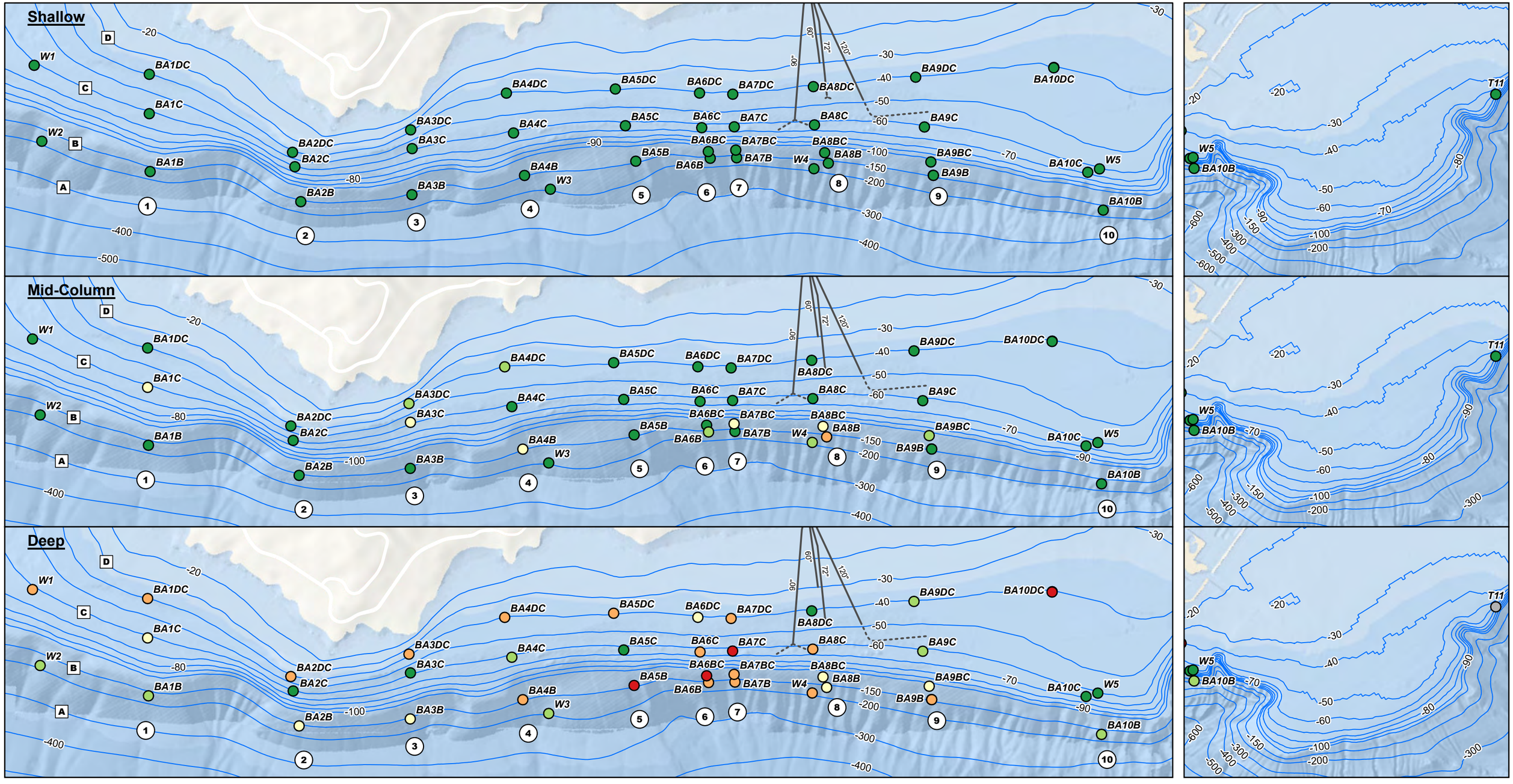

Vicinity Map

Legend

- Outfall
- Outfall diffuser
- Isobath (m)
- (1) Sanitation Districts transect
- [A] Sanitation Districts isobath

4,4'-DDE Concentrations (ng/L)

- ≤ 0.05
- > 0.05 to ≤ 0.1
- > 0.1 to ≤ 0.22
- > 0.22 to ≤ 0.5
- > 0.5 to ≤ 0.75
- No Result

Notes

1. The average of field replicate results are shown.
2. EPA AWQC for human health protection = 0.22 ng/L p,p'-DDE

Abbreviations

EPA = United States Environmental Protection Agency
AWQC = ambient water quality criteria
p,p'-DDE = p,p'-dichlorodiphenyldichloroethene
ng/L = nanogram(s) per liter

1.5 0 1.5 Kilometers
1 0 1 Miles

N

Figure 3-8. p,p'-DDE Concentrations in Water
Second MNR Report
Palos Verdes Shelf
Los Angeles County, California

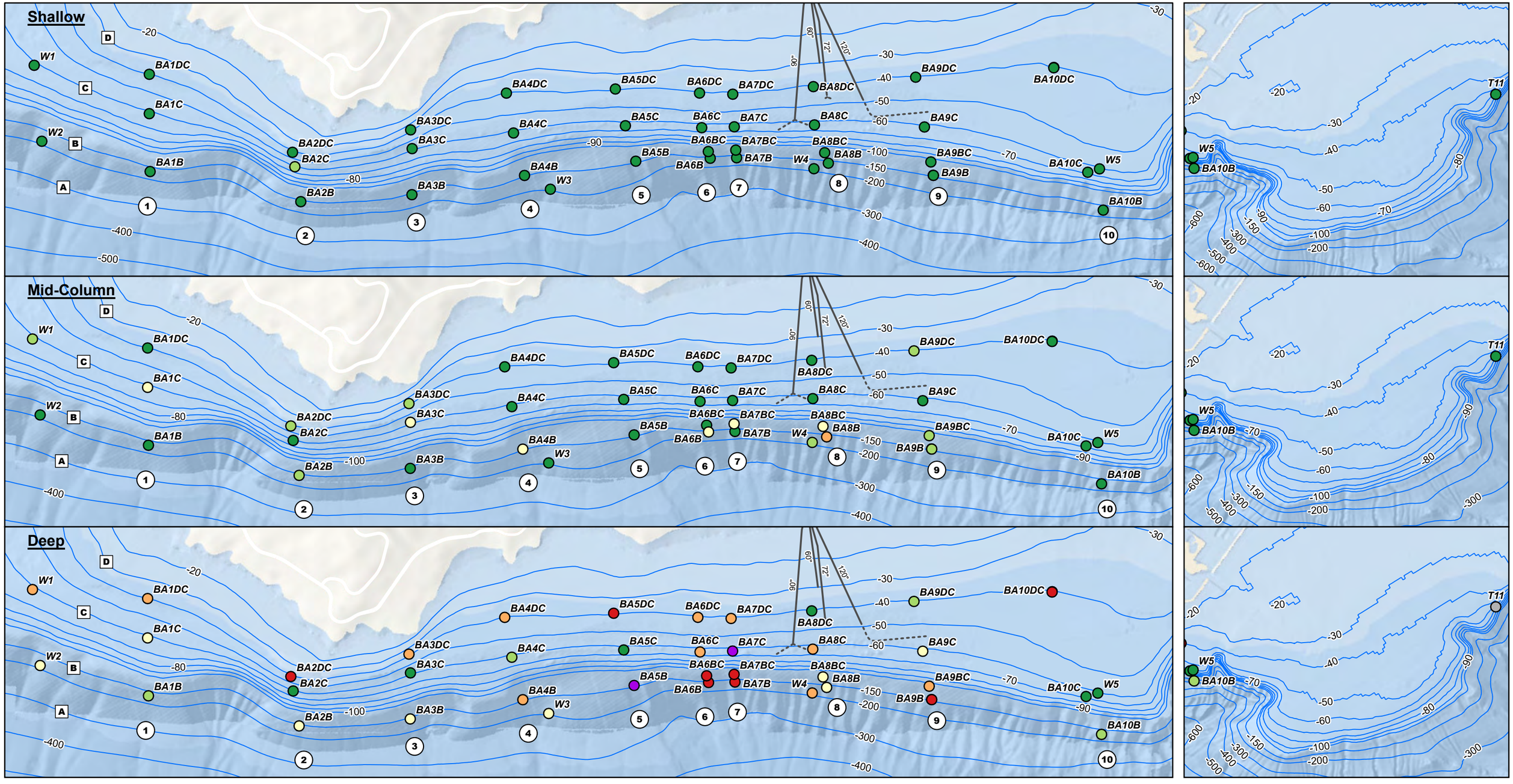

Vicinity Map

Legend

- Outfall
- Outfall diffuser
- Isobath (m)
- (1) Sanitation Districts transect
- [A] Sanitation Districts isobath

Total DDT Concentrations (ng/L)

- ≤ 0.05
- > 0.05 to ≤ 0.1
- > 0.1 to ≤ 0.25
- > 0.25 to ≤ 0.5
- > 0.5 to ≤ 0.75
- > 0.75 to ≤ 1
- No Result

Notes

1. The average of field replicate results are shown.
2. EPA AWQC for ecological protection = 1 ng/L Total DDTs
3. Total DDTs = sum of o,p'- and p,p'- isomers of DDD, DDE and DDT

Abbreviations

EPA = United States Environmental Protection Agency
AWQC = ambient water quality criteria
DDD = dichlorodiphenyldichloroethane

Abbreviations (continued)

DDE = dichlorodiphenyldichloroethene
DDT = dichlorodiphenyltrichloroethane
ng/L = nanogram(s) per liter

1.5 0 1.5 Kilometers
1 0 1 Miles

N

Figure 3-9. Total DDT Concentrations in Water
Second MNR Report
Palos Verdes Shelf
Los Angeles County, California

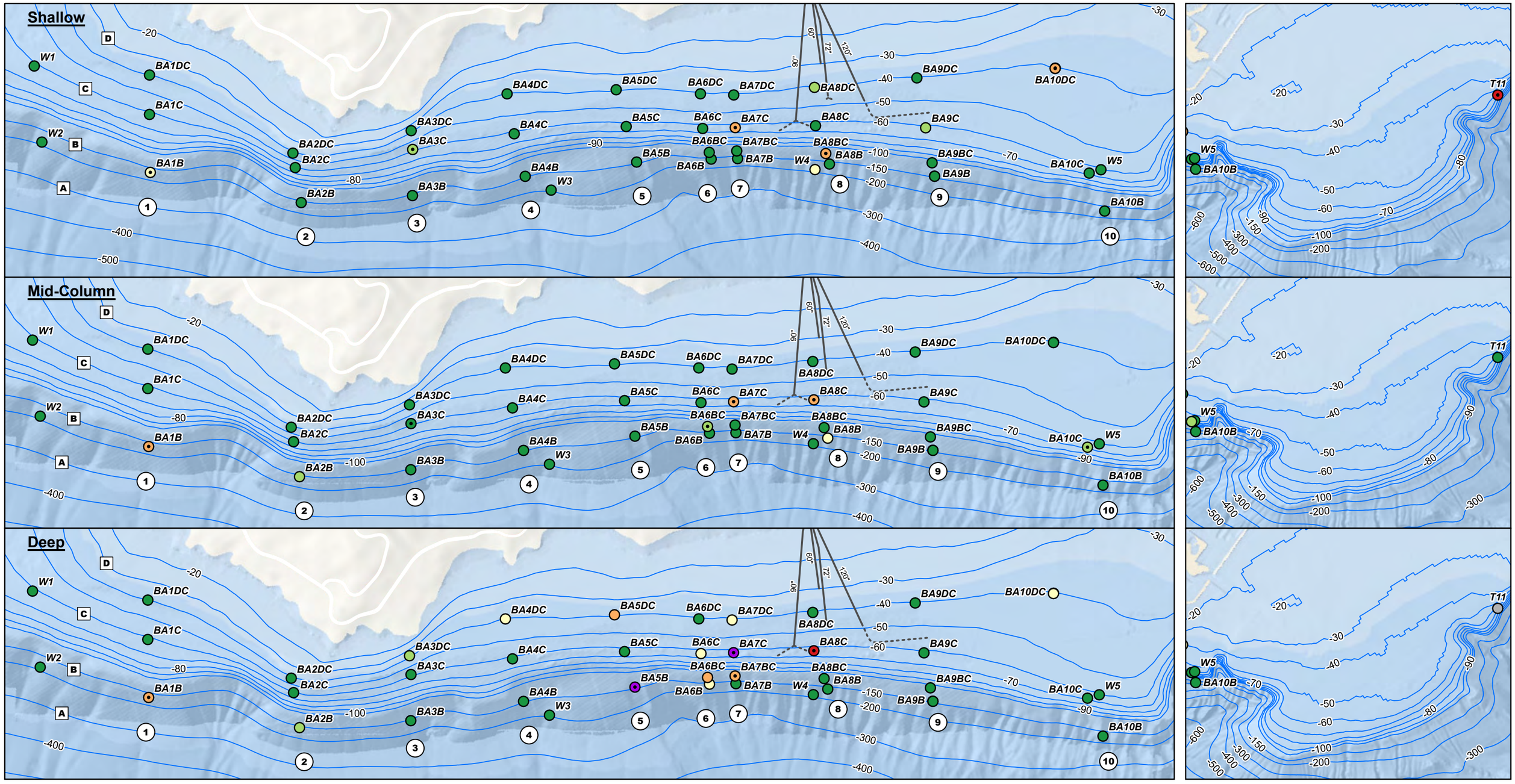

Vicinity Map

Legend

- Outfall
- Outfall diffuser
- Isobath (m)
- (1) Sanitation Districts transect
- [A] Sanitation Districts isobath

Total PCB Concentrations (pg/L)

- ≤ 5
- > 5 to ≤ 10
- > 10 to ≤ 64
- > 64 to ≤ 100
- > 100 to ≤ 150
- > 150
- No Result
- Locations with suspect results

Notes

1. The average of field replicate results are shown.
2. EPA AWQC for human health protection = 64 pg/L PCBs

Abbreviations

EPA = United States Environmental Protection Agency
AWQC = ambient water quality criteria
pg/L = picogram(s) per liter

1.5 0 1.5 Kilometers
1 0 1 Miles

N

Figure 3-10. Total PCB Concentrations in Water
Second MNR Report
Palos Verdes Shelf
Los Angeles County, California

Document Path: \\DC1VS01\GISProj\E\EPA\PalosVerdesShelf\MapFiles\PVS_MNR_Figures\PVS_MNR_Figures.aprx

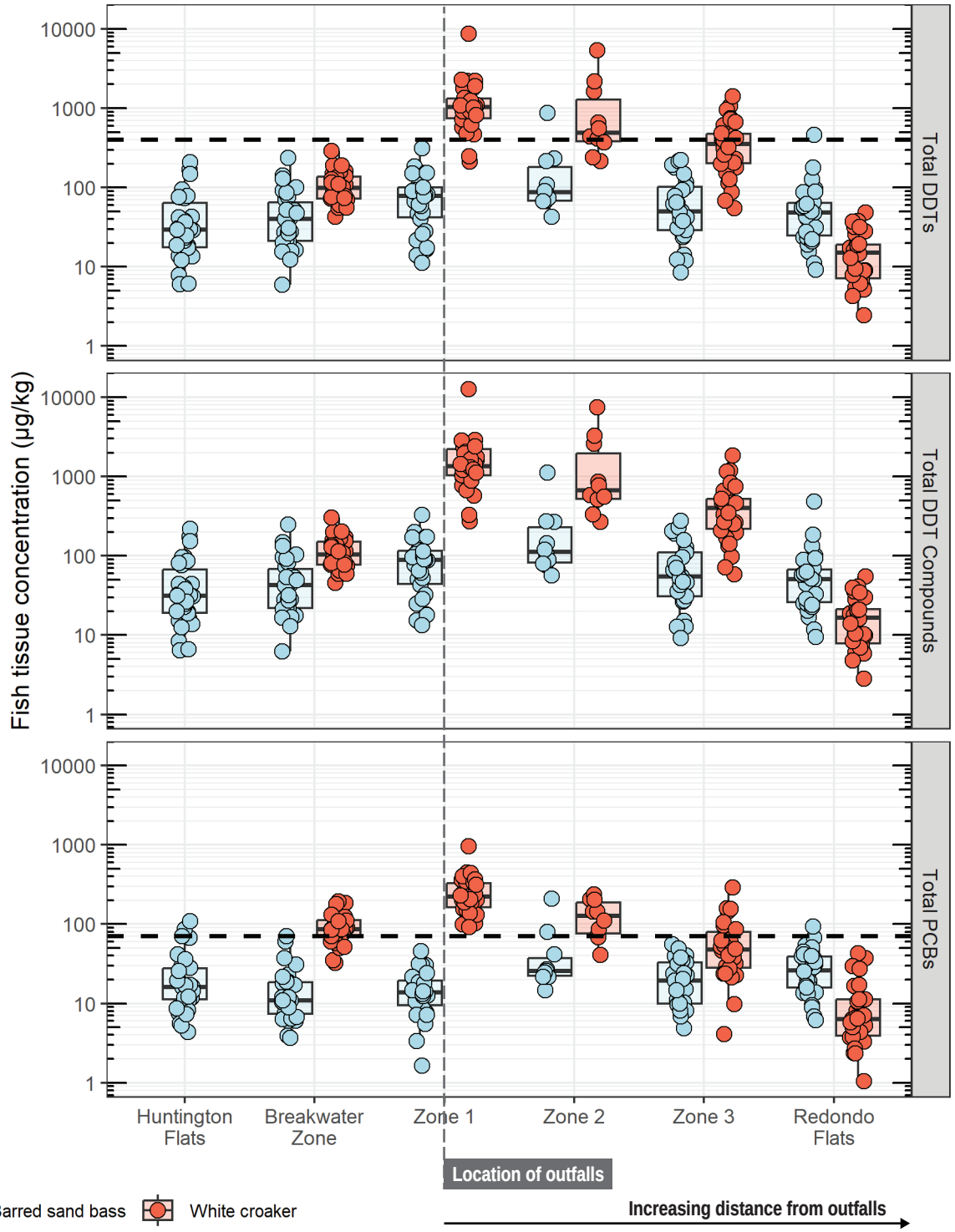

Notes:

1. Each box represents the interquartile range (IQR) from the 25th to the 75th percentile, the centerline represents the 50th percentile (median), and the whiskers extend to the furthest point within 1.5 times the IQR.
2. Fish tissue samples are fillets.
3. The IROD white croaker fish tissue cleanup levels are shown as dashed lines. (Total DDTs = 400 µg/kg and Total PCBs = 70 µg/kg)
4. White croaker were not collected from Ventura Flats in 2022–23.
5. Boxes are ordered from southeast (upgradient of the outfalls) to northwest (downgradient of the outfalls).

231101152346_fad26e09 Fig_3-11_Summ_Fish_Tissue_rev2

Figure 3-11. Summary of Fish Tissue Results
Second MNR Report
Palos Verdes Shelf
Los Angeles County, California

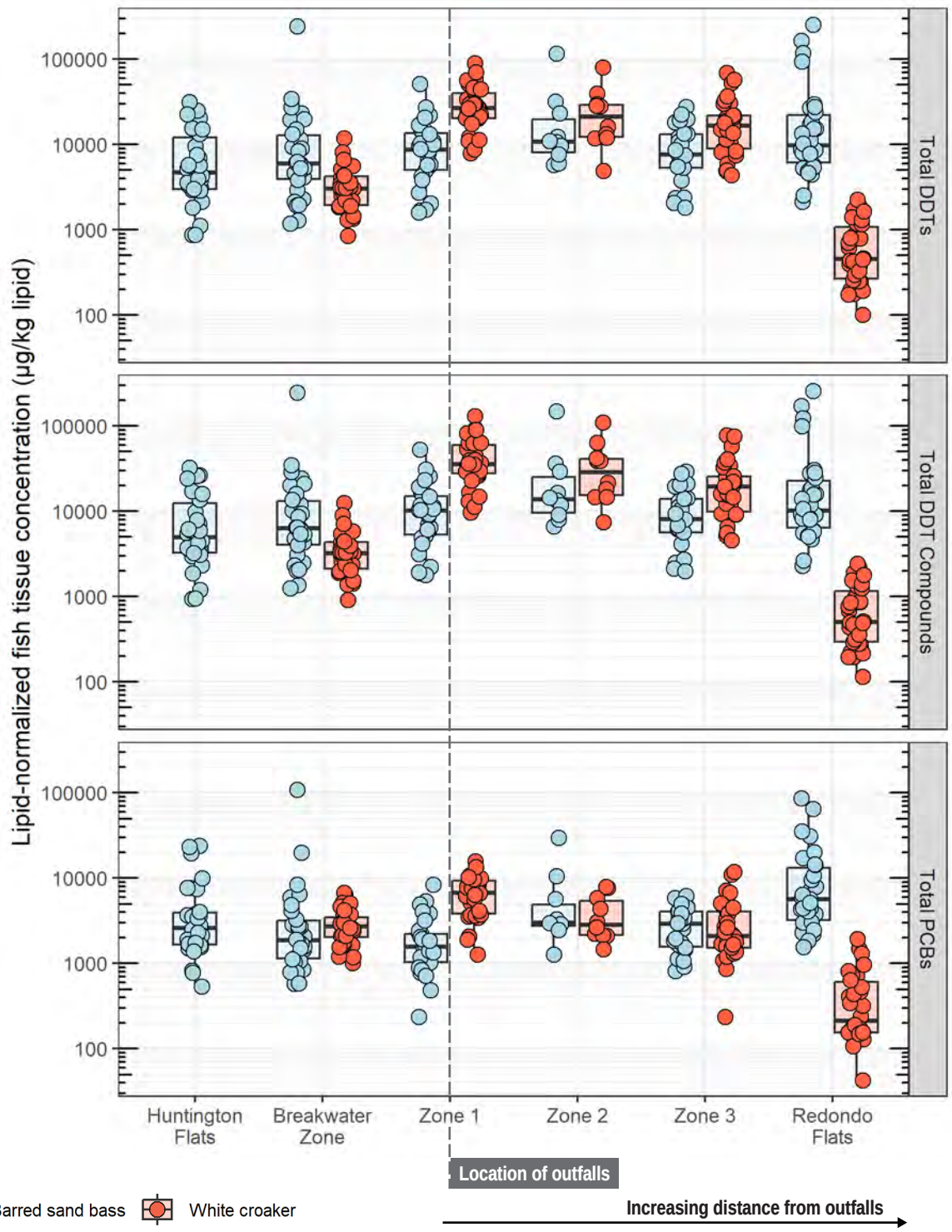

Notes:

1. Each box represents the interquartile range (IQR) from the 25th to the 75th percentile, the centerline represents the 50th percentile (median), and the whiskers extend to the furthest point within 1.5 times the IQR.
2. Fish tissue samples are fillets.
3. White croaker were not collected from Ventura Flats in 2022–23.
4. Boxes are ordered from southeast (upgradient of the outfalls) to northwest (downgradient of the outfalls).

Figure 3-12. Summary of Lipid-Normalized Fish Tissue Results
Second MNR Report
Palos Verdes Shelf
Los Angeles County, California

231101152346_fad26e09 Fig_3-12_Summ_Fish_Tissue

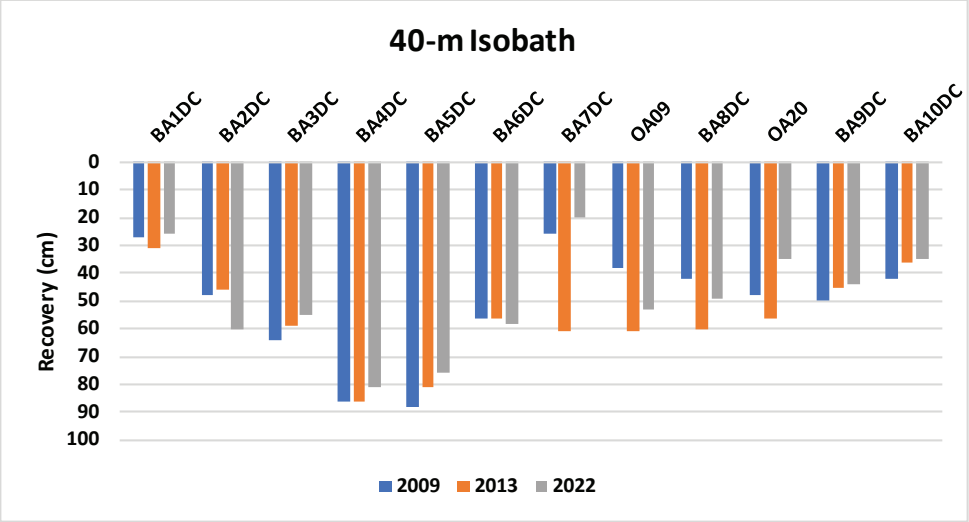

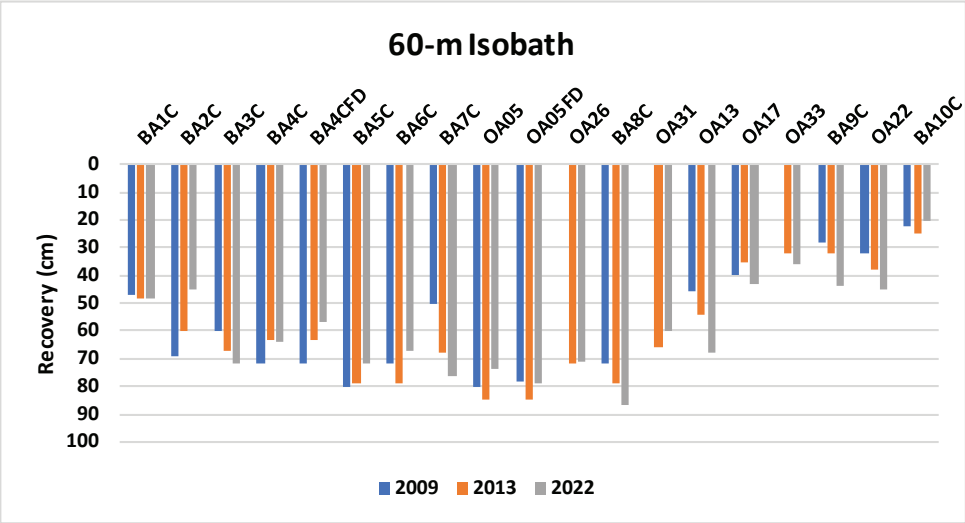

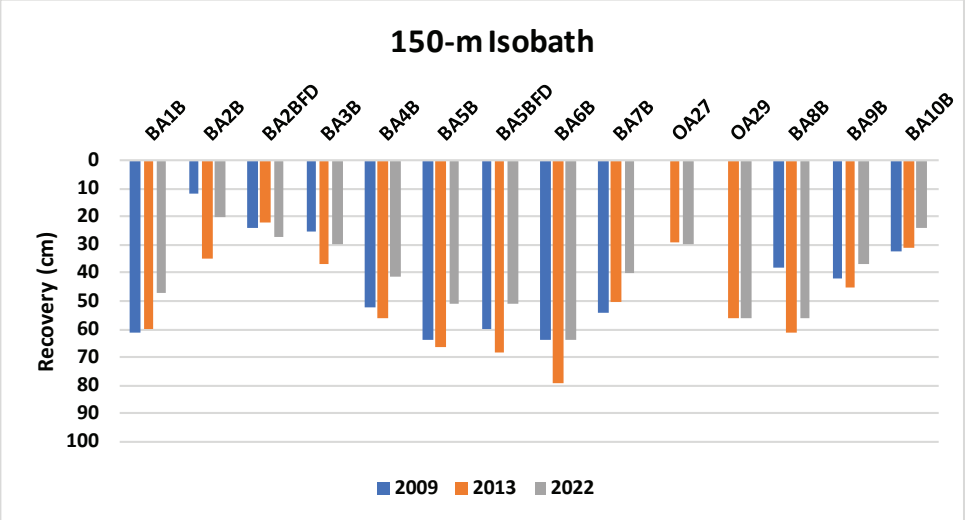

Note:
x-axis is not to scale.

Figure 4-1. Recovered Core Lengths
Second MNR Report
Palos Verdes Shelf
Los Angeles County, California

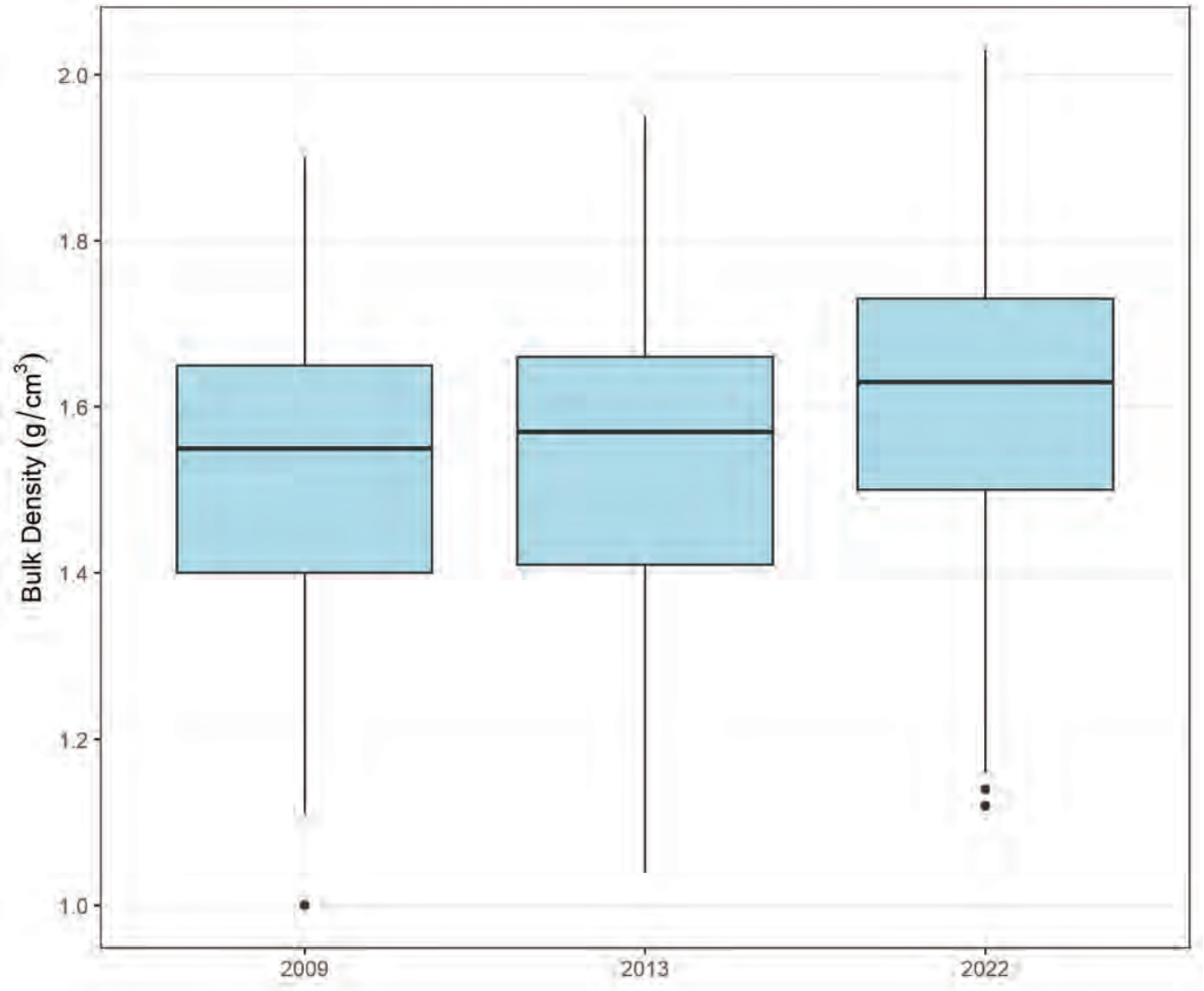

Note:

1. The box represents the interquartile range (IQR) from the 25th to the 75th percentiles, the centerline represents the 50th percentile (median), and the whiskers extend to the furthest point within 1.5 times the IQR. Data beyond the IQR are shown as circles.

Figure 4-2. Bulk Density Distribution in 2009, 2013, and 2022 Sediment Samples
Second MNR Report
Palos Verdes Shelf
Los Angeles County, California

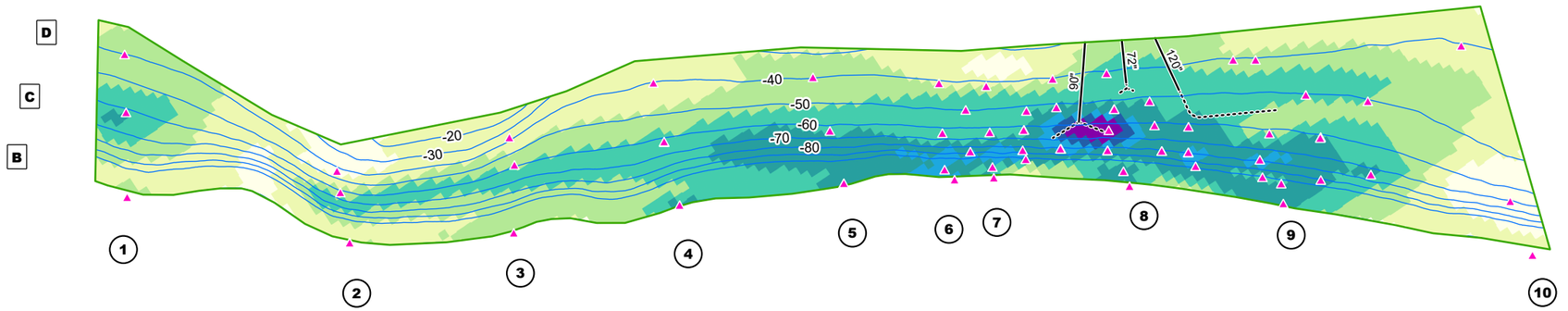

2009

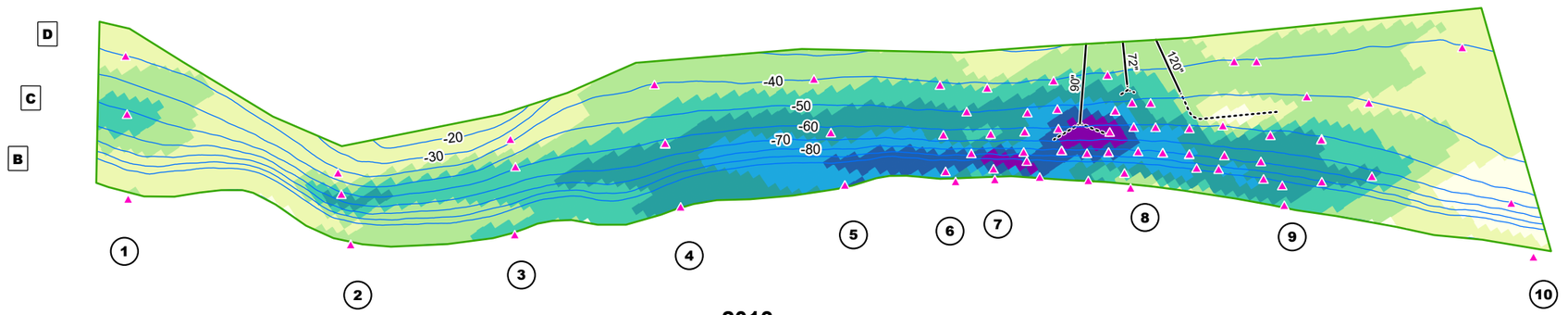

2013

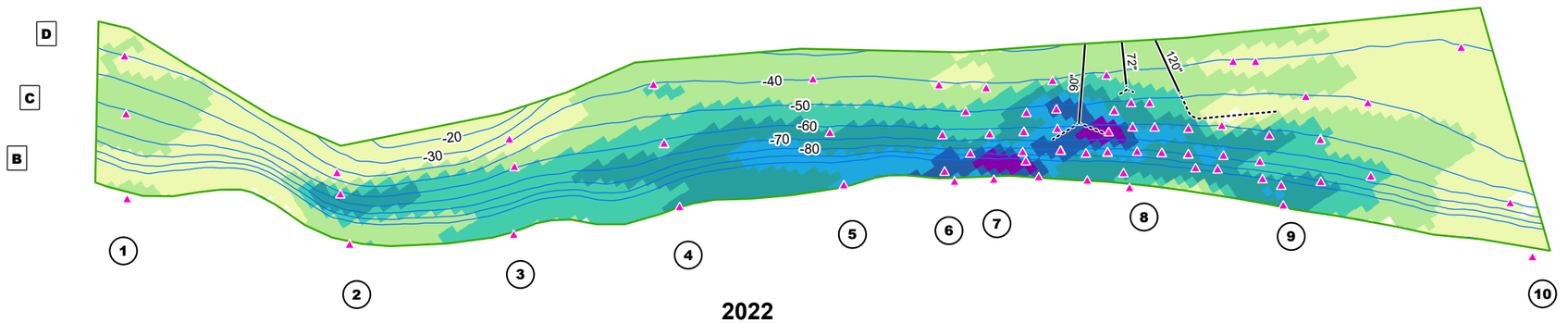

2022

Vicinity Map

Legend

- Outfall
- Outfall diffuser
- Isobath (m)
- (1) Sanitation Districts transect
- [A] Sanitation Districts isobath
- Sediment Core Location
- Geostatistical Model Boundary

Total DDTs (µg/kg)

0 - 230	2,000 - 5,000
230 - 500	5,000 - 10,000
500 - 1,000	10,000 - 20,000
1,000 - 2,000	> 20,000

Notes

1. Data were not normalized for organic carbon.

2. Concentration contours are based on Earth Volumetric Studio geostatistical models using optimized modeling methodology.

1.5 0 1.5 Kilometers

1 0 1 Miles

N

Figure 4-3. Temporal Trend of Total DDTs in Surface Sediment (0-8 cm interval)
Second MNR Report
Palos Verdes Shelf
Los Angeles County, California

Document Path: \\dc1vs01\GISProj\E\EPA\PalosVerdesShelf\MapFiles\PVS_MNR_Figures\PVS_MNR_Figures.aprx

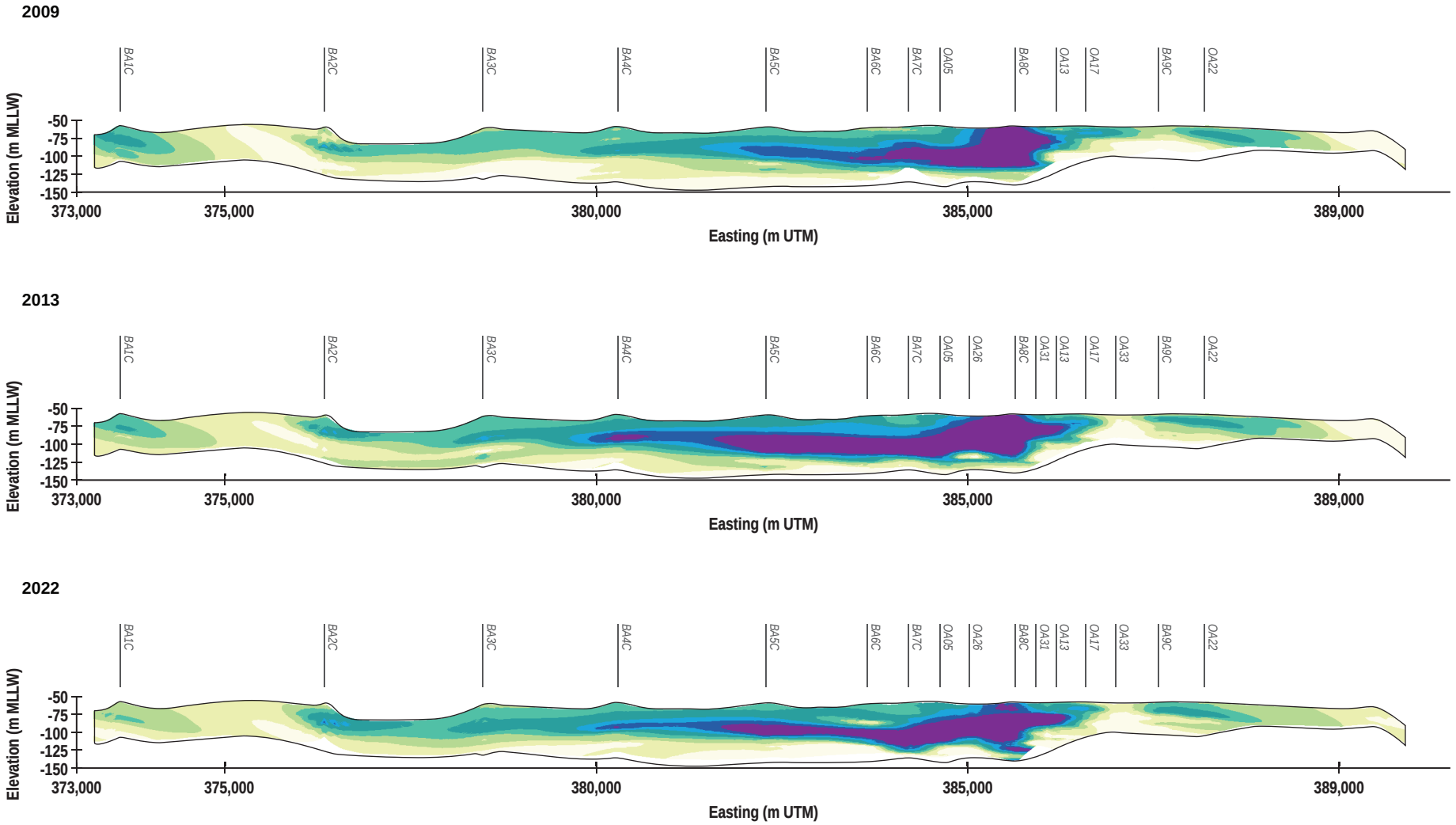

LEGEND

Total DDTs (µg/kg)

0–230	2,000–5,000
230–500	5,000–10,000
500–1,000	10,000–20,000
1,000–2,000	> 20,000

Notes:

1. Vertical profile represents the 60-m isobath.
2. Vertical scale is exaggerated by a factor of 100.
3. Data were not normalized for organic carbon.
4. Profiles are based on Earth Volumetric Studio geostatistical models using optimized methodology.

µg/kg = microgram(s) per kilogram
m = meter(s)
MLLW = mean lower low water
UTM = Universal Transverse Mercator coordinate system

231101152346_fad26e09 Fig_4-4_Temporal_tDDTs_60m

Figure 4-4. Temporal Trend of Total DDTs in Sediment (60-m Isobath)
Second MNR Report
Palos Verdes Shelf
Los Angeles County, California

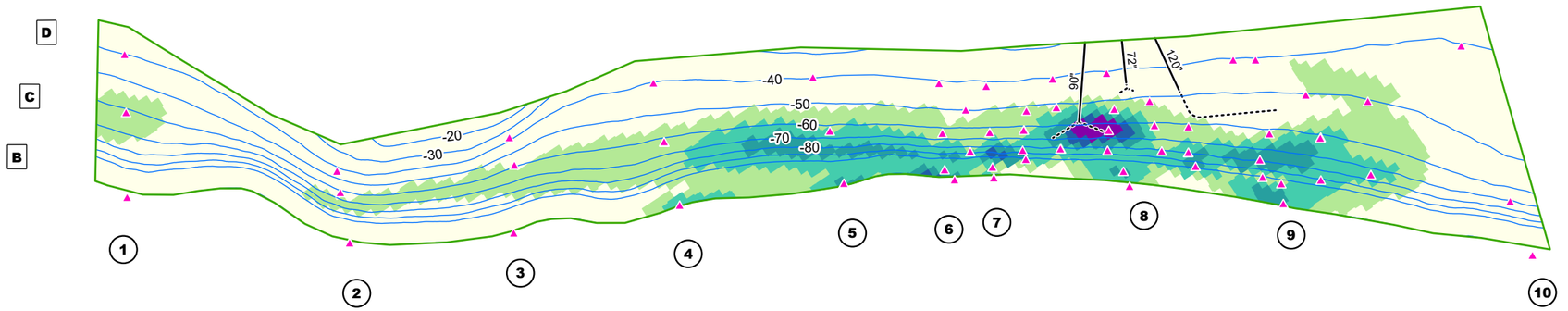

2009

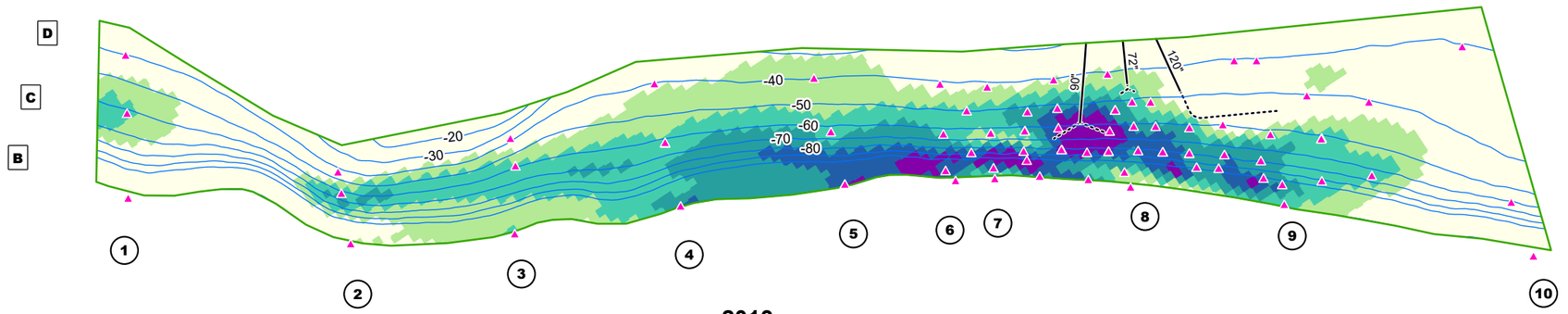

2013

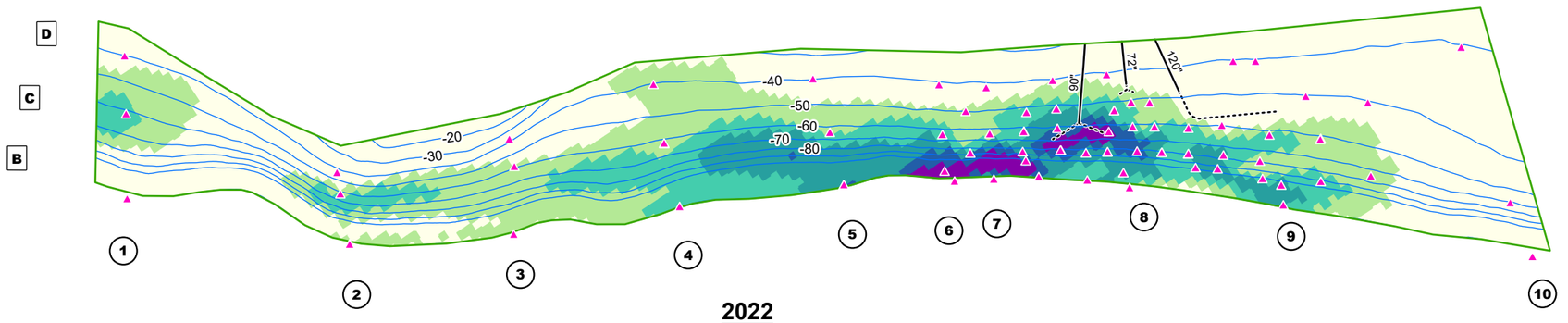

2022

Vicinity Map

Legend

- Outfall
- Outfall diffuser
- Isobath (m)
- 1 Sanitation Districts transect
- A Sanitation Districts isobath
- Sediment Core Location
- Geostatistical Model Boundary

Total PCBs (Short List) (µg/kg)

< 70	300 - 600
70 - 150	600 - 1,000
150 - 300	> 1,000

Notes

1. Data were not normalized for organic carbon.

2. Concentration contours are based on Earth Volumetric Studio geostatistical models using optimized modeling methodology.

1.5 0 1.5 Kilometers

1 0 1 Miles

N

Figure 4-5. Temporal Trend of Total PCBs (Short List) in Surface Sediment (0-8 cm interval)
Second MNR Report
Palos Verdes Shelf
Los Angeles County, California

Document Path: \\dc1vs01\GISProj\E\EPA\PalosVerdesShelf\MapFiles\PVS_MNR_Figures\PVS_MNR_Figures.aprx

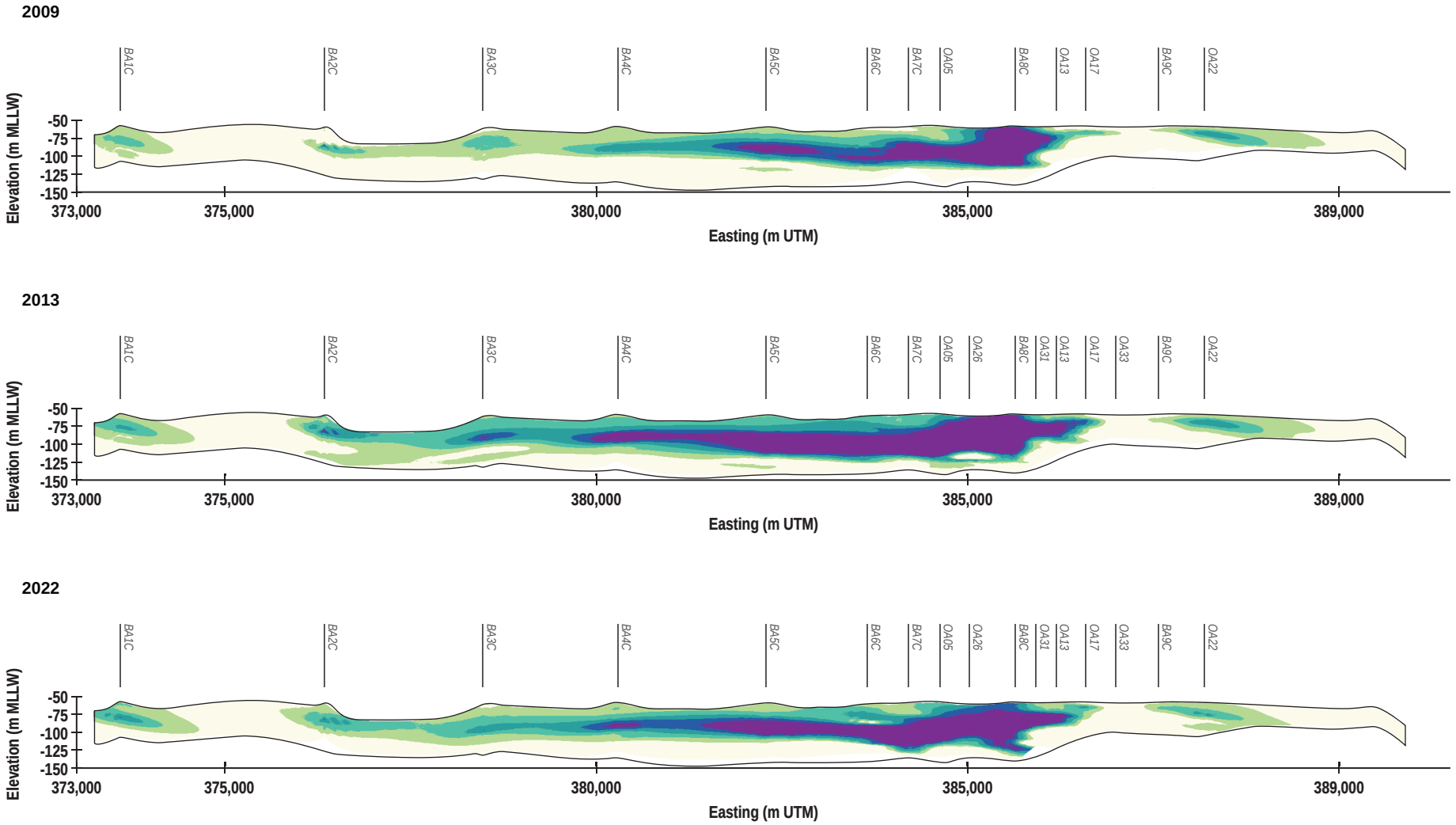

LEGEND

Total PCBs (µg/kg)

< 70	300–600
70–150	600–1,000
150–300	> 1,000

Notes:

1. Vertical profile represents the 60-m isobath.
2. Vertical scale is exaggerated by a factor of 100.
3. Data were not normalized for organic carbon.
4. Profiles are based on Earth Volumetric Studio geostatistical models using optimized methodology.

µg/kg = microgram(s) per kilogram
m = meter(s)
MLLW = mean lower low water
UTM = Universal Transverse Mercator coordinate system

231101152346_fad26e09 Fig_4-6_Temporal_tPCBs_SL_60m

Figure 4-6. Temporal Trend of Total PCBs (Short List) in Sediment (60-m Isobath)
Second MNR Report
Palos Verdes Shelf
Los Angeles County, California

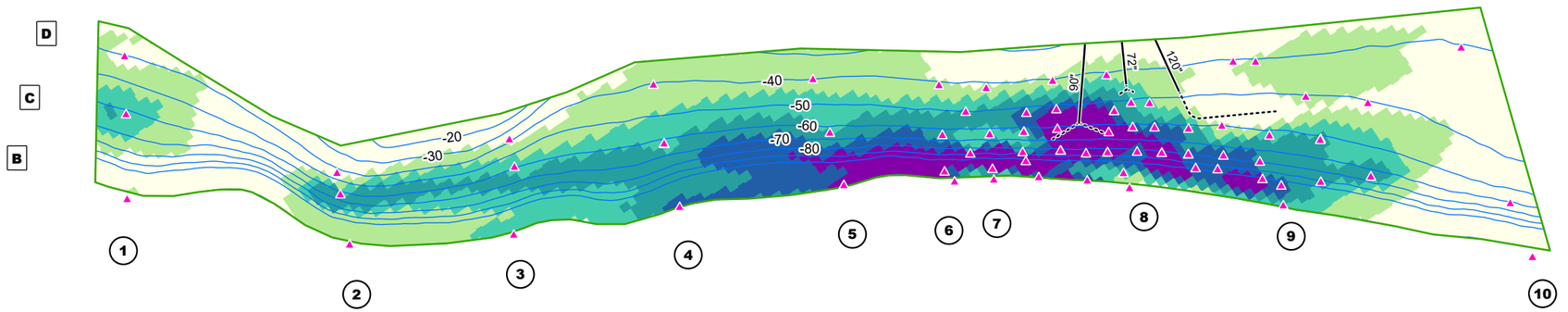

2013

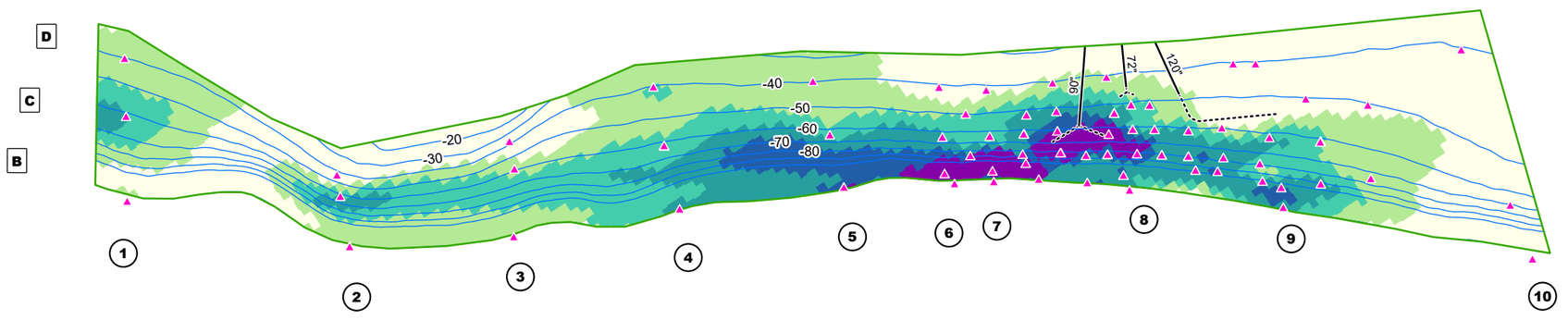

2022

Vicinity Map

Legend

- Outfall
- Outfall diffuser
- Isobath (m)
- 1 Sanitation Districts transect
- A Sanitation Districts isobath
- Sediment Core Location
- Geostatistical Model Boundary

Total PCBs (Expanded List) (µg/kg)

- < 70
- 70 - 150
- 150 - 300
- 300 - 600
- 600 - 1,000
- > 1,000

Notes

1. Data were not normalized for organic carbon.

2. Concentration contours are based on Earth Volumetric Studio geostatistical models using optimized modeling methodology.

3. 2009 samples were not analyzed for the expanded list of PCBs.

1.5 0 1.5 Kilometers

1 0 1 Miles

N

Figure 4-7. Temporal Trend of Total PCBs (Expanded List) in Surface Sediment (0-8 cm interval)
Second MNR Report
Palos Verdes Shelf
Los Angeles County, California

Document Path: \\dc1vs01\GISProj\E\EPA\PalosVerdesShelf\MapFiles\PVS_MNR_Figures\PVS_MNR_Figures.aprx

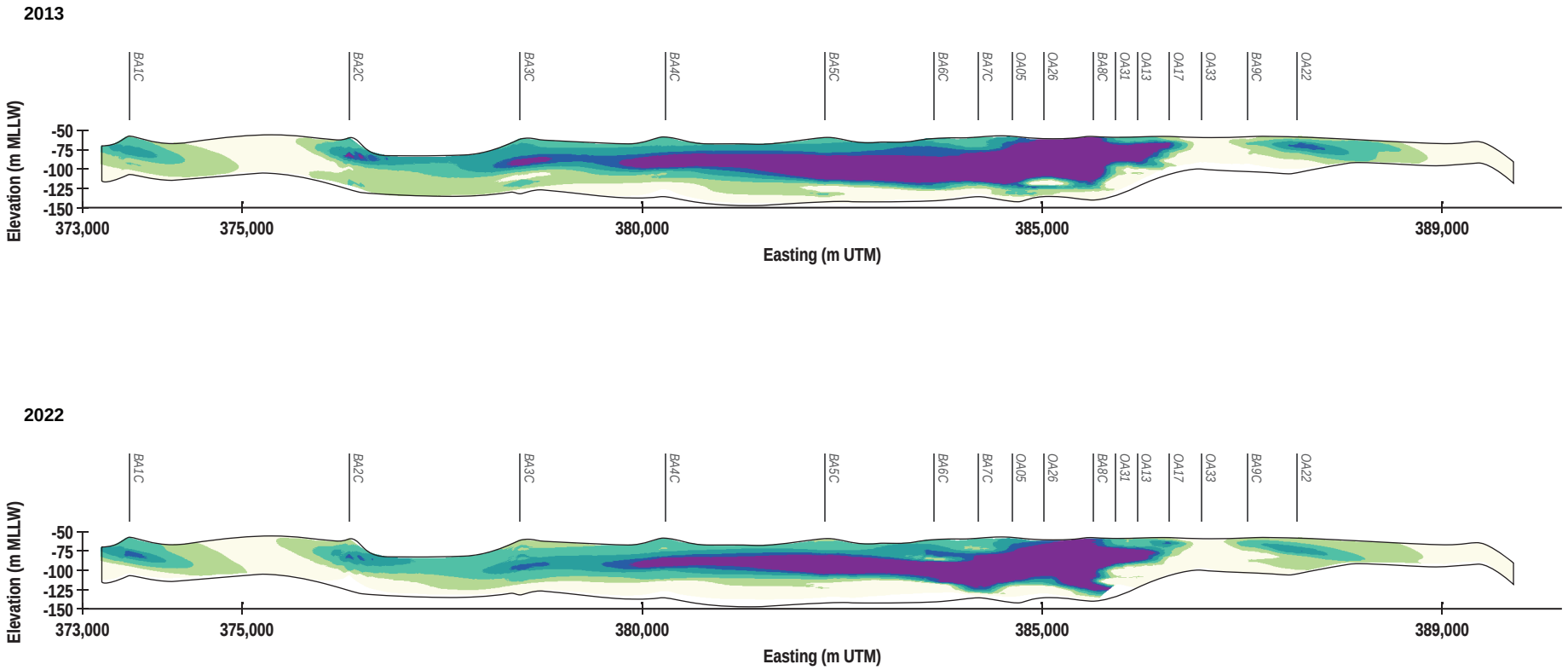

LEGEND

Total PCBs (µg/kg)

< 70	300–600
70–150	600–1,000
150–300	> 1,000

Notes:

1. Vertical profile represents the 60-m isobath.
2. Vertical scale is exaggerated by a factor of 100.
3. Data were not normalized for organic carbon.
4. 2009 samples were not analyzed for the expanded list of PCBs.
5. Profiles are based on Earth Volumetric Studio geostatistical models using optimized methodology

µg/kg = microgram(s) per kilogram
m = meter(s)
MLLW = mean lower low water
UTM = Universal Transverse Mercator coordinate system

231101152346_fad26e09 Fig_4-8_Temporal_tPCBs_EL_60m

Figure 4-8. Temporal Trend of Total PCBs (Expanded List) in Sediment (60-m Isobath)
Second MNR Report
Palos Verdes Shelf
Los Angeles County, California

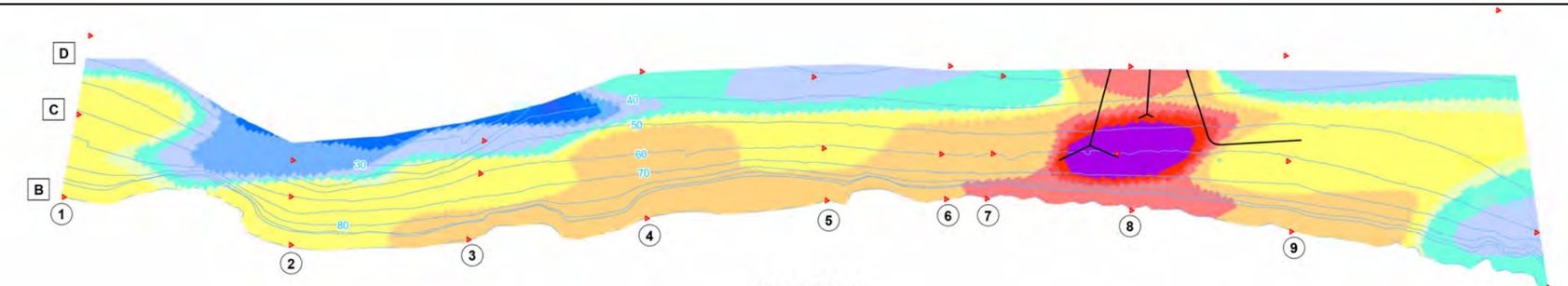

2002/2004

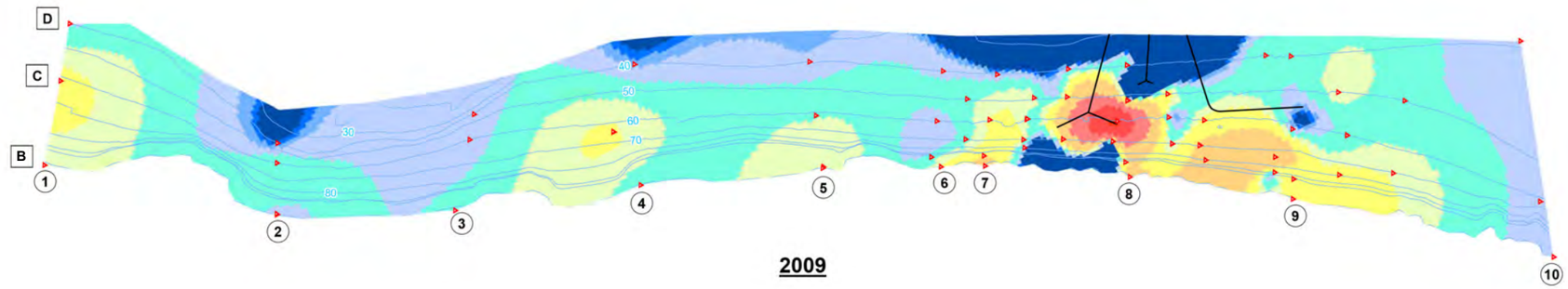

2009

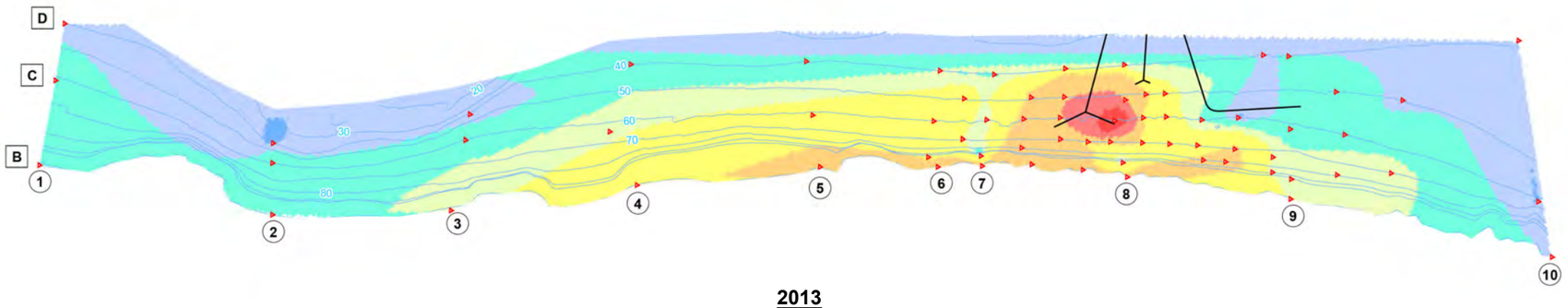

2013

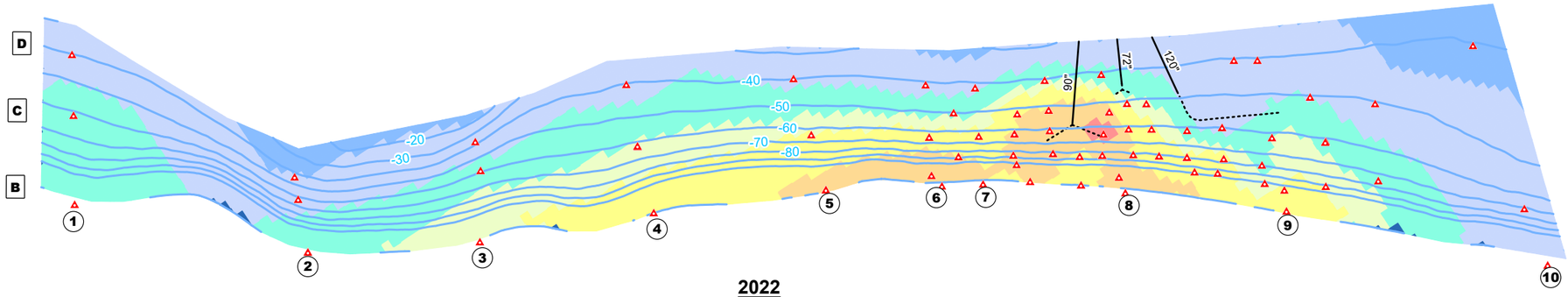

2022

Vicinity Map

Legend

- Outfall
- Outfall diffuser
- Isobath (m)
- 1 Sanitation Districts transect
- A Sanitation Districts isobath
- Sediment Core Location

Total DDTs (µg/kg)

< 50	500 - 1,000	10,000 - 25,000
50 - 100	1,000 - 1,500	25,000 - 50,000
100 - 200	1,500 - 3,000	50,000 - 90,000
200 - 500	3,000 - 10,000	> 90,000

Notes

1. Data were not normalized for organic carbon.

2. The 2002/2004 image is based on the Remedial Investigation Report (EPA, 2007) and the 2009 and 2013 images are based on the First MNR Report (Gilbane, 2018).

3. 2022 concentration contours are based on Earth Volumetric Studio geostatistical model using previous modeling methodology.

1.5 0 1.5 Kilometers

1 0 1 Miles

Figure 4-9. Temporal Trend of Total DDTs in Sediment (0-2 cm Interval)
Second MNR Report
Palos Verdes Shelf
Los Angeles County, California

Document Path: \\dc1vs01\GISProj\E\EPA\PalosVerdesShelf\MapFiles\PVS_MNR_Figures\PVS_MNR_Figures_2.aprx

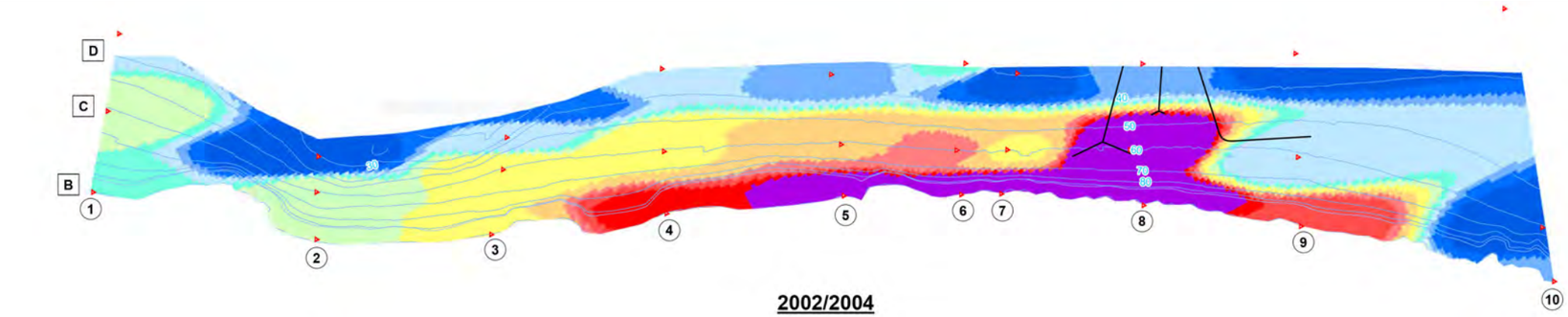

2002/2004

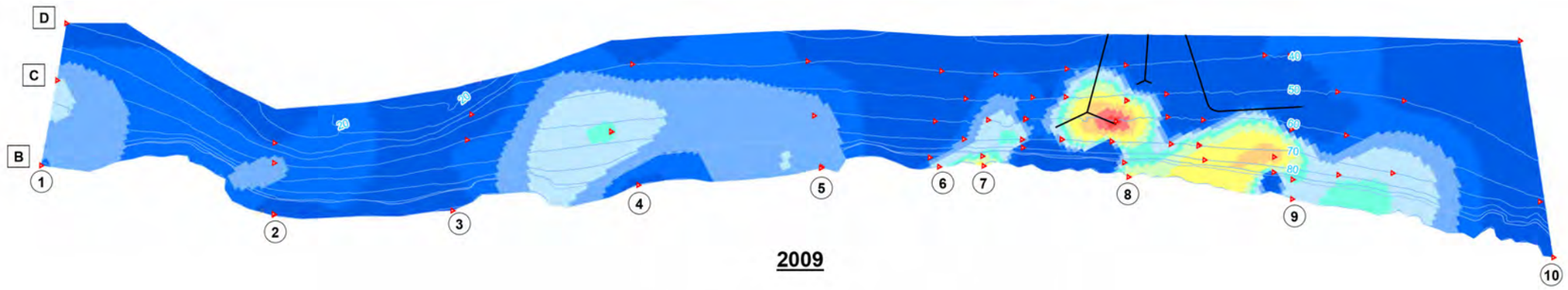

2009

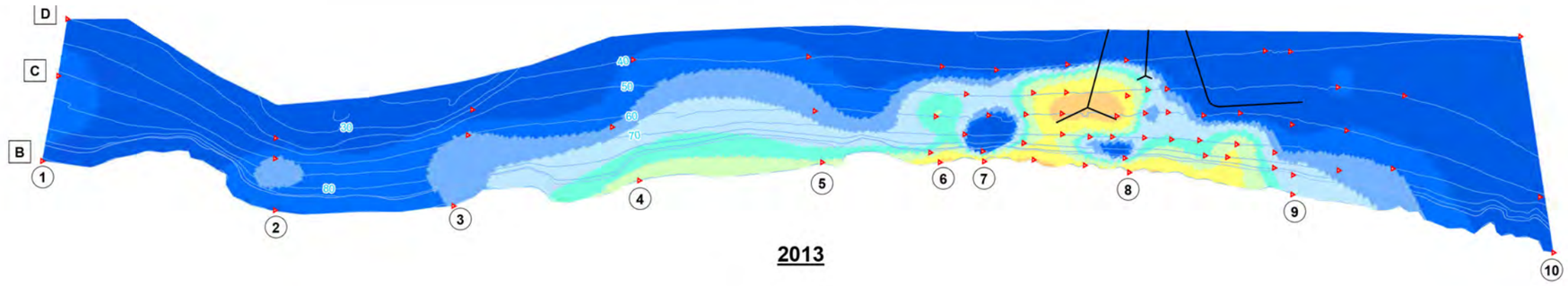

2013

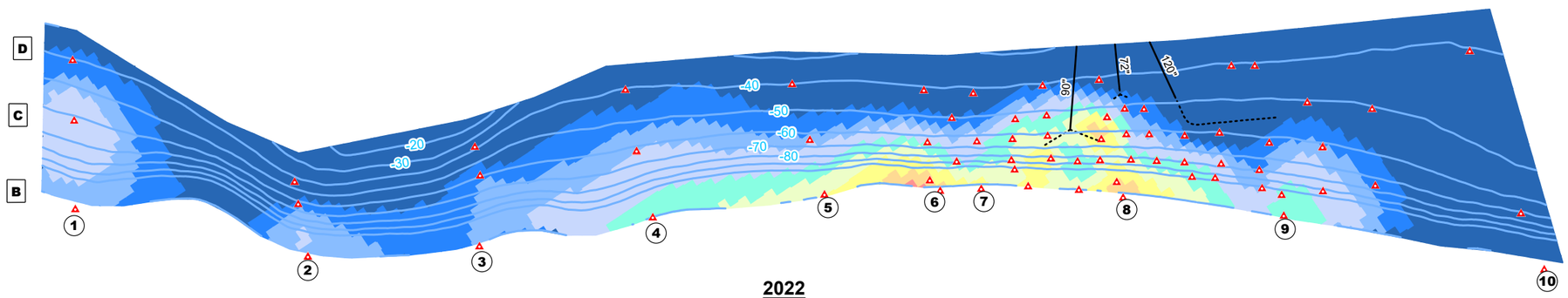

2022

Vicinity Map

Legend

- Outfall
- Outfall diffuser
- Isobath (m)
- 1 Sanitation Districts transect
- A Sanitation Districts isobath
- Sediment Core Location

Total PCBs (Short List) (µg/kg)

<50	150 - 200	750 - 1,000
50 - 75	200 - 300	1,000 -1,250
75 - 100	300 - 500	1,250 - 1,500
100 - 150	500 - 750	1,500 - 2,000

Notes

1. Data were not normalized for organic carbon.

2. The 2002/2004 image is based on the Remedial Investigation Report (EPA, 2007) and the 2009 and 2013 images are based on the First MNR Report (Gilbane, 2018).

3. 2022 concentration contours are based on Earth Volumetric Studio geostatistical model using previous modeling methodology.

1.5 0 1.5 Kilometers

1 0 1 Miles

Figure 4-10. Temporal Trend of Total PCBs (Short List) in Sediment (0-2 cm Interval)
Second MNR Report
Palos Verdes Shelf
Los Angeles County, California

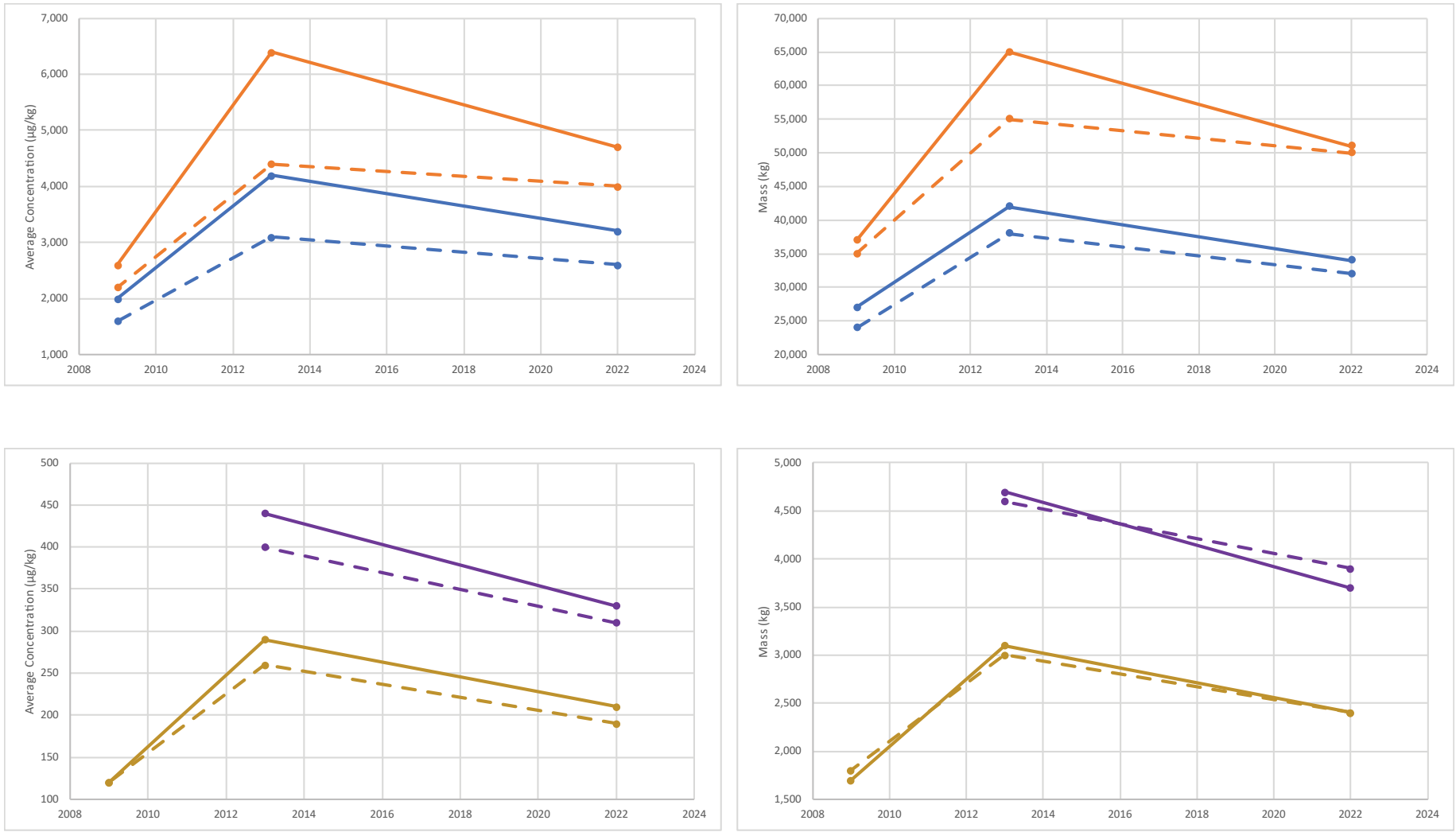

A. Concentration **B. Mass**

LEGEND

- Total DDTs, Previous Methodology
- Total DDTs, Optimized Methodology
- Total DDT Compounds, Previous Methodology
- Total DDT Compounds, Optimized Methodology
- Total PCBs Short List, Previous Methodology
- Total PCBs Short List, Optimized Methodology
- Total PCBs Expanded List, Previous Methodology
- Total PCBs Expanded List, Optimized Methodology

231101152346_fad26e09 Fig_4-11_Prev_Opt_Comparison_rev1

Figure 4-11. Concentration and Mass Trends for Previous and Optimized Methodologies
Second MNR Report
Palos Verdes Shelf
Los Angeles County, California

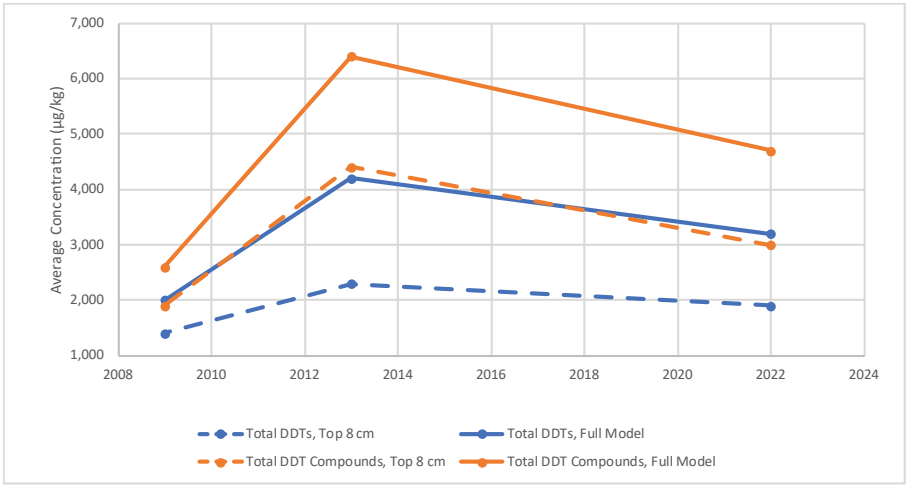

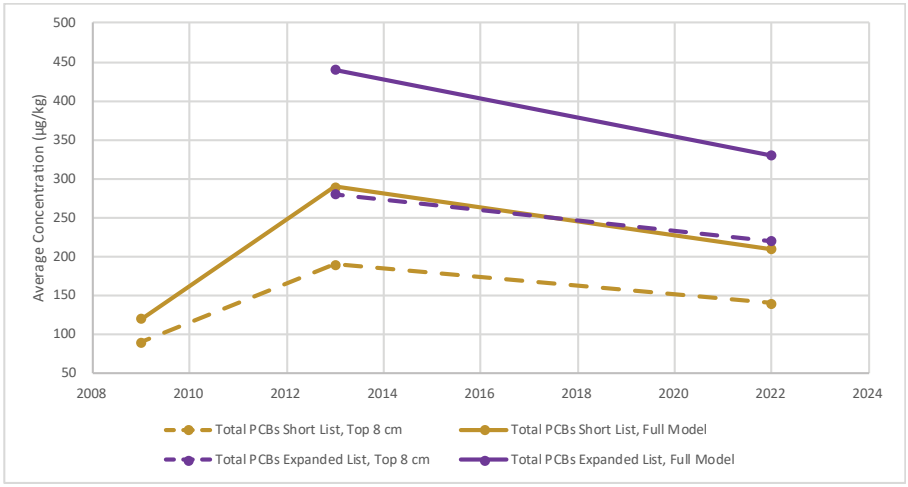

A. Depth Interval

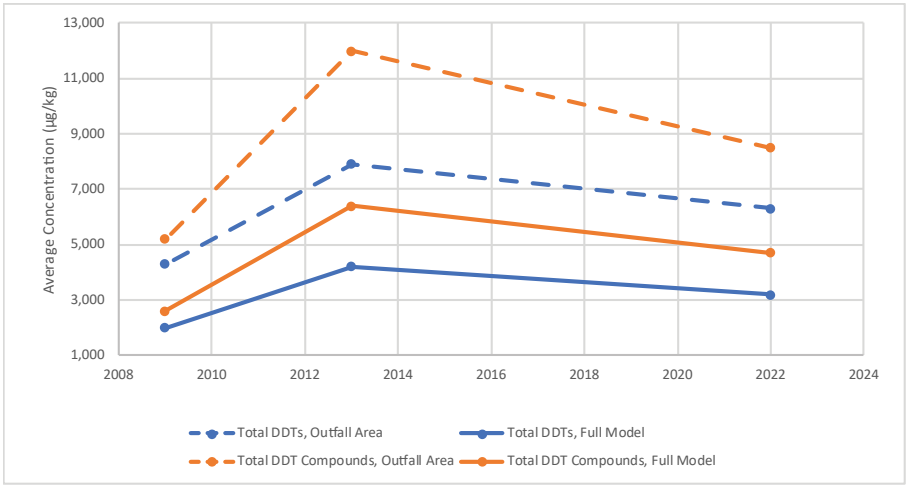

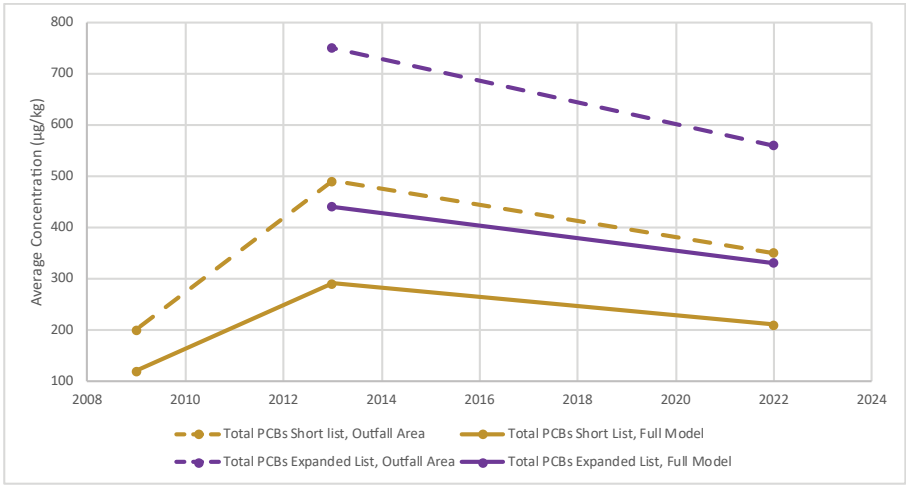

B. Subarea

Figure 4-12. Optimized Model Results for Depth Interval and Subarea
Second MNR Report
Palos Verdes Shelf
Los Angeles County, California

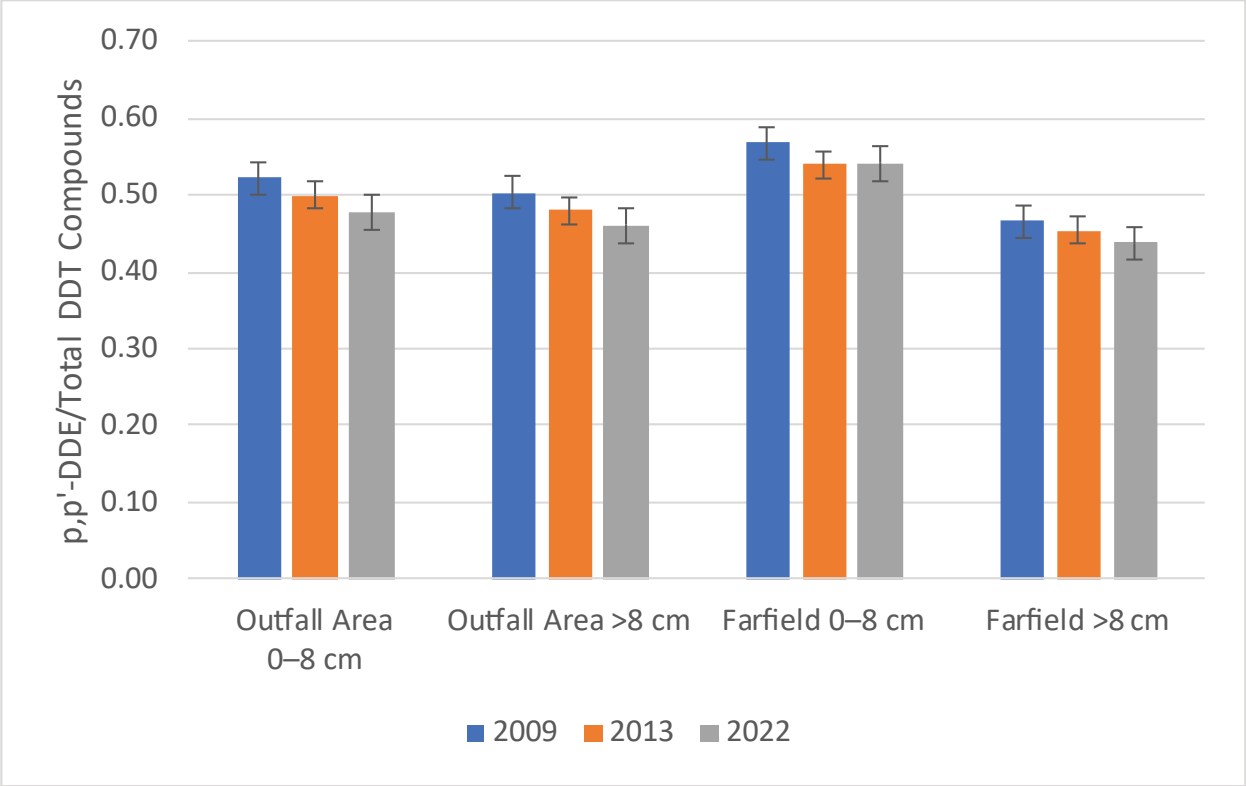

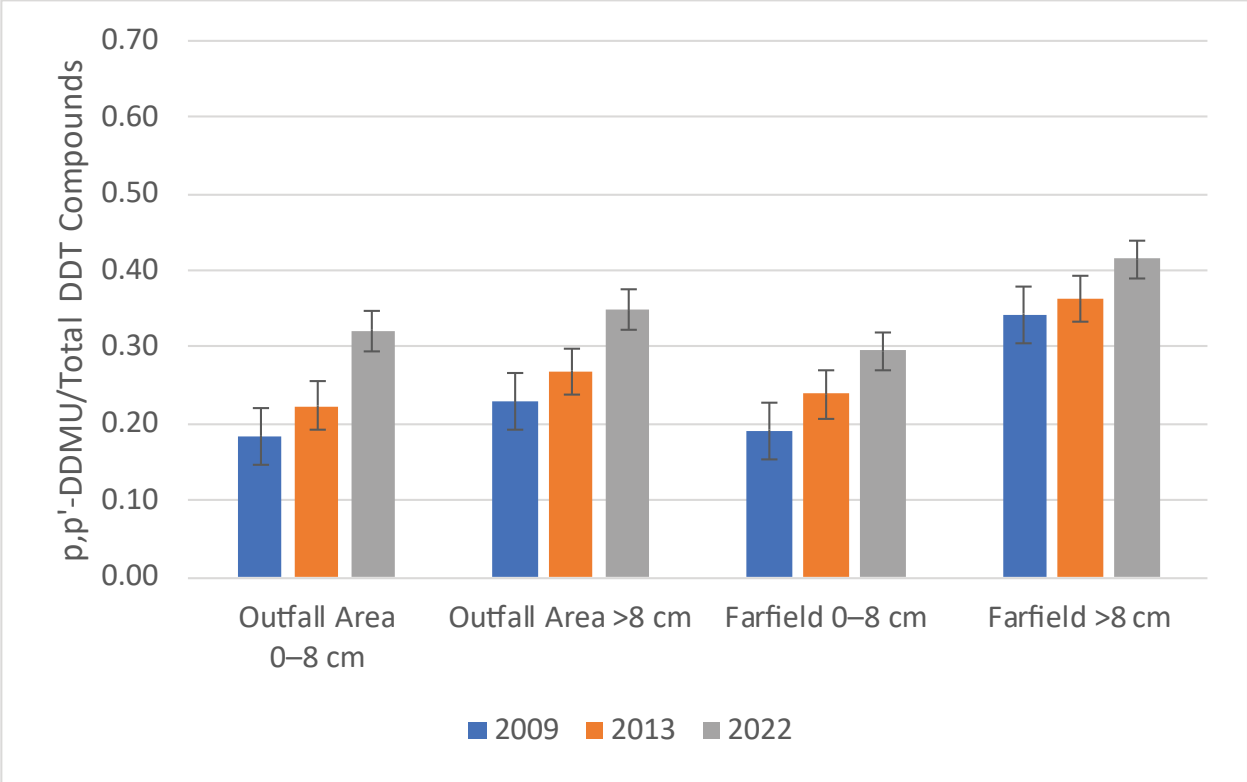

Note:

For the Outfall Area, excluded stations OA26-OA35 because they were not sampled in 2009.

Figure 4-13. Ratios of p,p'-DDE and p,p'-DDMU to Total DDT Compounds
Second MNR Report
Palos Verdes Shelf
Los Angeles County, California

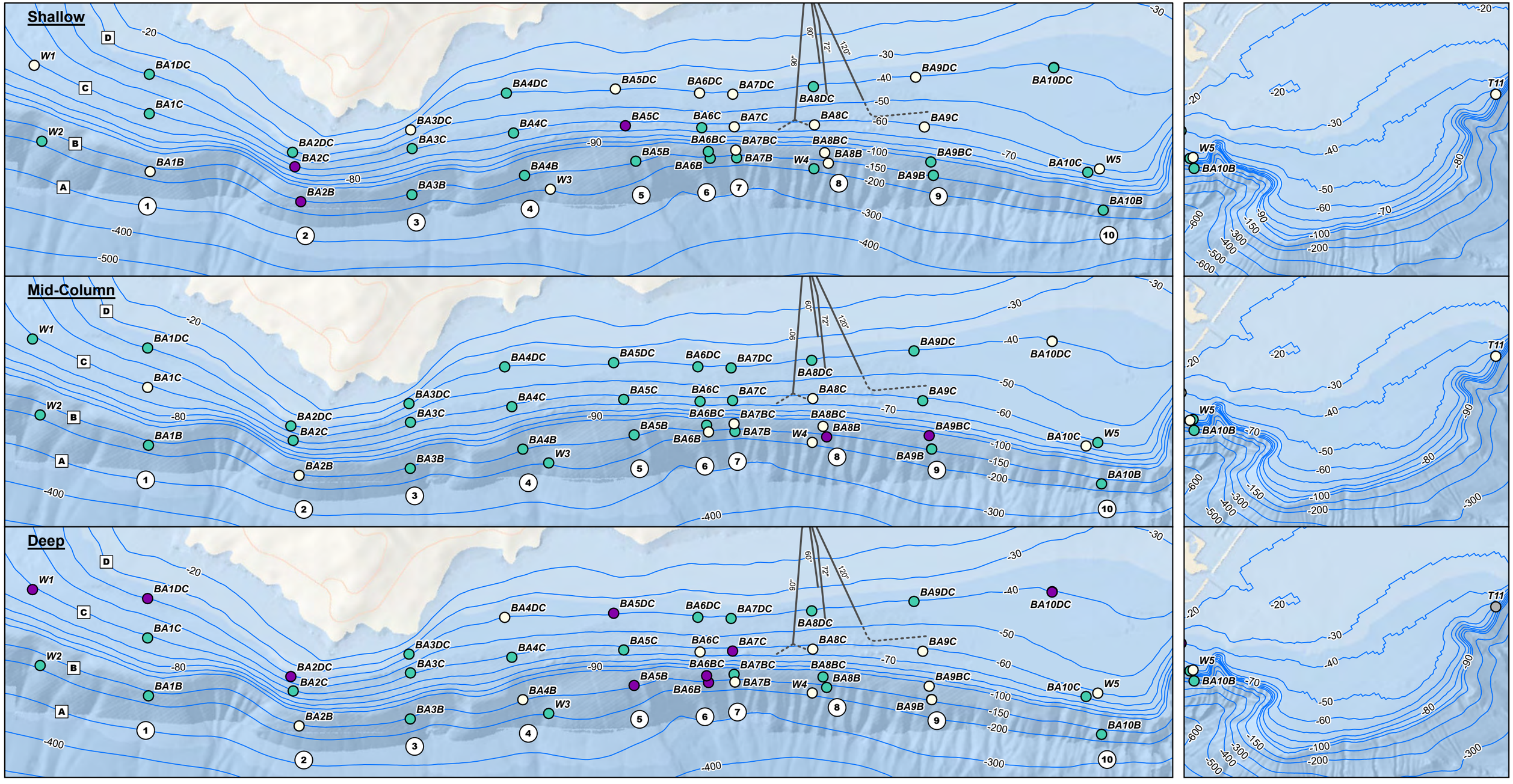

Vicinity Map

Legend

- Outfall
- Outfall diffuser
- Isobath (m)
- (1) Sanitation Districts transect
- [A] Sanitation Districts isobath

Change in p,p'-DDE Concentrations from 2015 to 2022

- Decreased (>50% decrease in concentration)*
- No Change (change <50%)
- Increased (>50% increase in concentration)**
- No Result

Notes

* Includes locations with detected concentrations in 2015 that were nondetect in 2022

** Includes locations with nondetect concentration in 2015 that were detected above 2015 median reporting limit in 2022

Abbreviations

p,p'-DDE = p,p'-dichlorodiphenyldichloroethene

1.5 0 1.5 Kilometers

1 0 1 Miles

N

Figure 4-14. Temporal Changes in p,p'-DDE Concentrations in Water
Second MNR Report
Palos Verdes Shelf
Los Angeles County, California

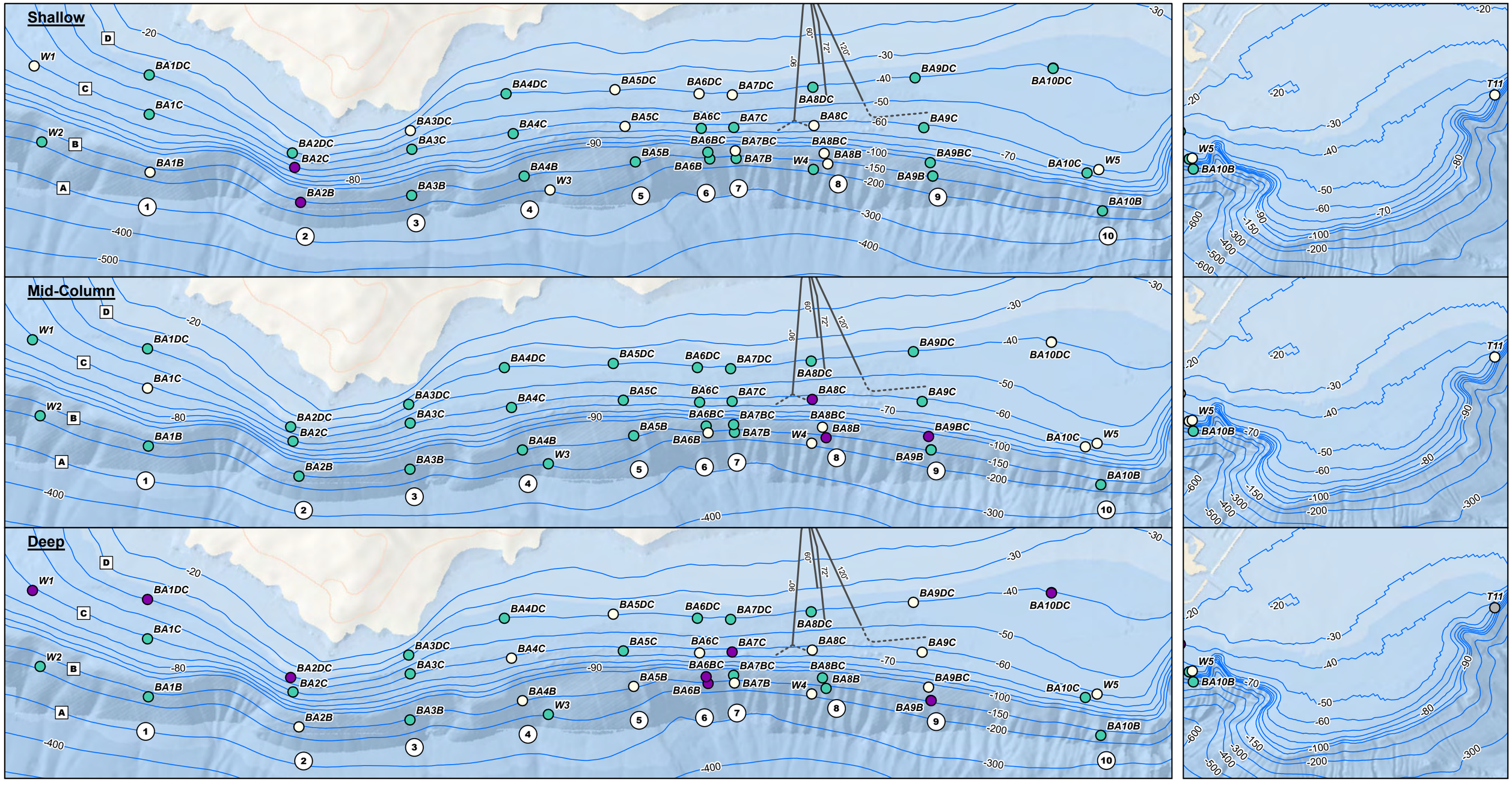

Vicinity Map

Legend

- Outfall
- Isobath (m)
- (1) Sanitation Districts transect
- [A] Sanitation Districts isobath

Change in Total DDT Concentrations from 2015 to 2022

- Decreased (>50% decrease in concentration)*
- No Change (change <50%)
- Increased (>50% increase in concentration)**
- No Result

Notes

1. Total DDTs = sum of o,p'- and p,p'- isomers of DDD, DDE and DDT

* Includes locations with detected concentrations in 2015 that were nondetect in 2022

** Includes locations with nondetect concentration in 2015 that were detected above 2015 median reporting limit in 2022

Abbreviations

DDD = dichlorodiphenyldichloroethane
DDE = dichlorodiphenyldichloroethene
DDT = dichlorodiphenyltrichloroethane

1.5 0 1.5 Kilometers
1 0 1 Miles

N

Figure 4-15. Temporal Changes in Total DDT Concentrations in Water
Second MNR Report
Palos Verdes Shelf
Los Angeles County, California

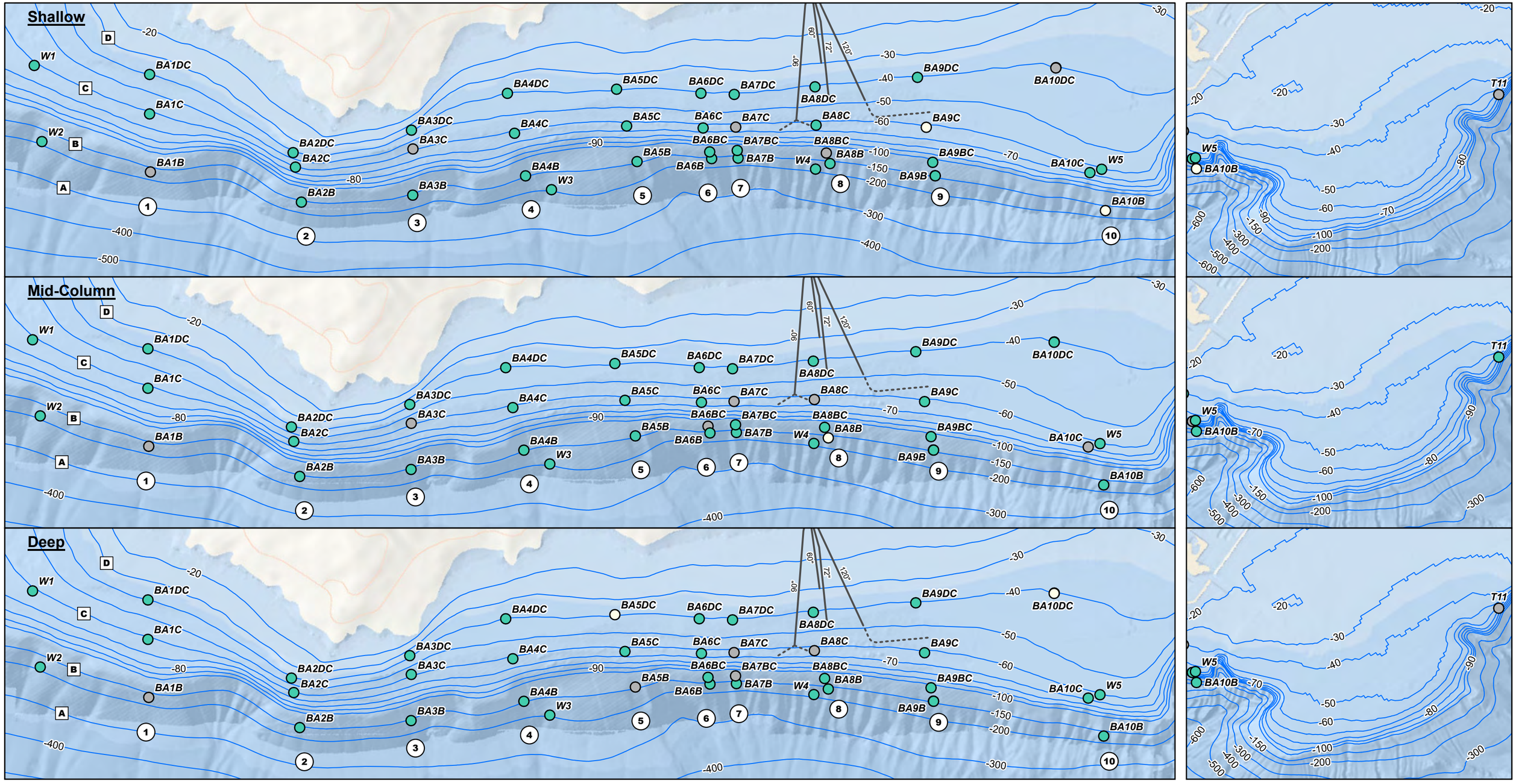

Vicinity Map

Legend

- Outfall
- Outfall diffuser
- Isobath (m)
- (1) Sanitation Districts transect
- [A] Sanitation Districts isobath

Change in PCB Concentrations from 2015 to 2022

- Decreased (>50% decrease in concentration)*
- No Change (change <50%)
- Increased (>50% increase in concentration)
- No Result or Not Evaluated**

Notes

* Includes locations with detected concentrations in 2015 that were nondetect in 2022

** Suspect results were not evaluated for temporal changes

1.5 0 1.5 Kilometers

1 0 1 Miles

N

Figure 4-16. Temporal Changes in Total PCB Concentrations in Water
Second MNR Report
Palos Verdes Shelf
Los Angeles County, California

Document Path: \\dc1vs01\GISProj\E\EPA\PalosVerdesShelf\MapFiles\PVS_MNR_Figures\PVS_MNR_Figures.aprx

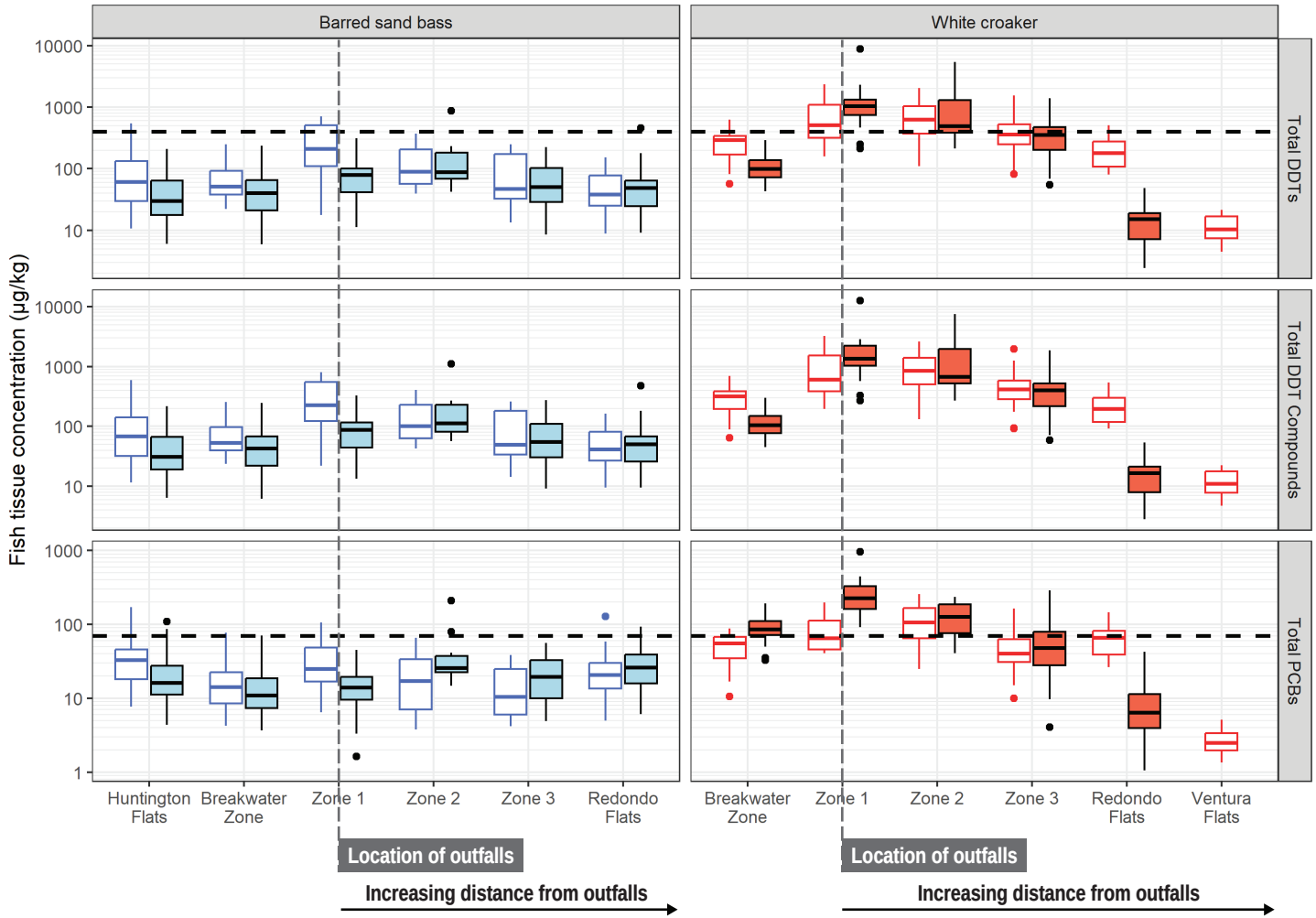

LEGEND

- Barred sand bass - 2014-2016
- White croaker - 2014-2016
- Barred sand bass - 2022-2023
- White croaker - 2022-2023

Notes:

1. Each box represents the interquartile range (IQR) from the 25th to the 75th percentile, the centerline represents the 50th percentile (median), and the whiskers extend to the furthest point within 1.5 times the IQR. Data beyond the IQR are shown as circles.
2. Fish tissue samples are fillets.
3. The IROD white croaker fish tissue cleanup levels are shown as dashed lines. (Total DDTs = 400 µg/kg and Total PCBs = 70 µg/kg)
4. White croaker were not collected from Ventura Flats in 2022–23.
5. Boxes are ordered from southeast (upgradient of the outfalls) to northwest (downgradient of the outfalls).

Figure 4-17. Temporal Changes in Total DDTs and Total PCBs in Fish
Second MNR Report
Palos Verdes Shelf
Los Angeles County, California

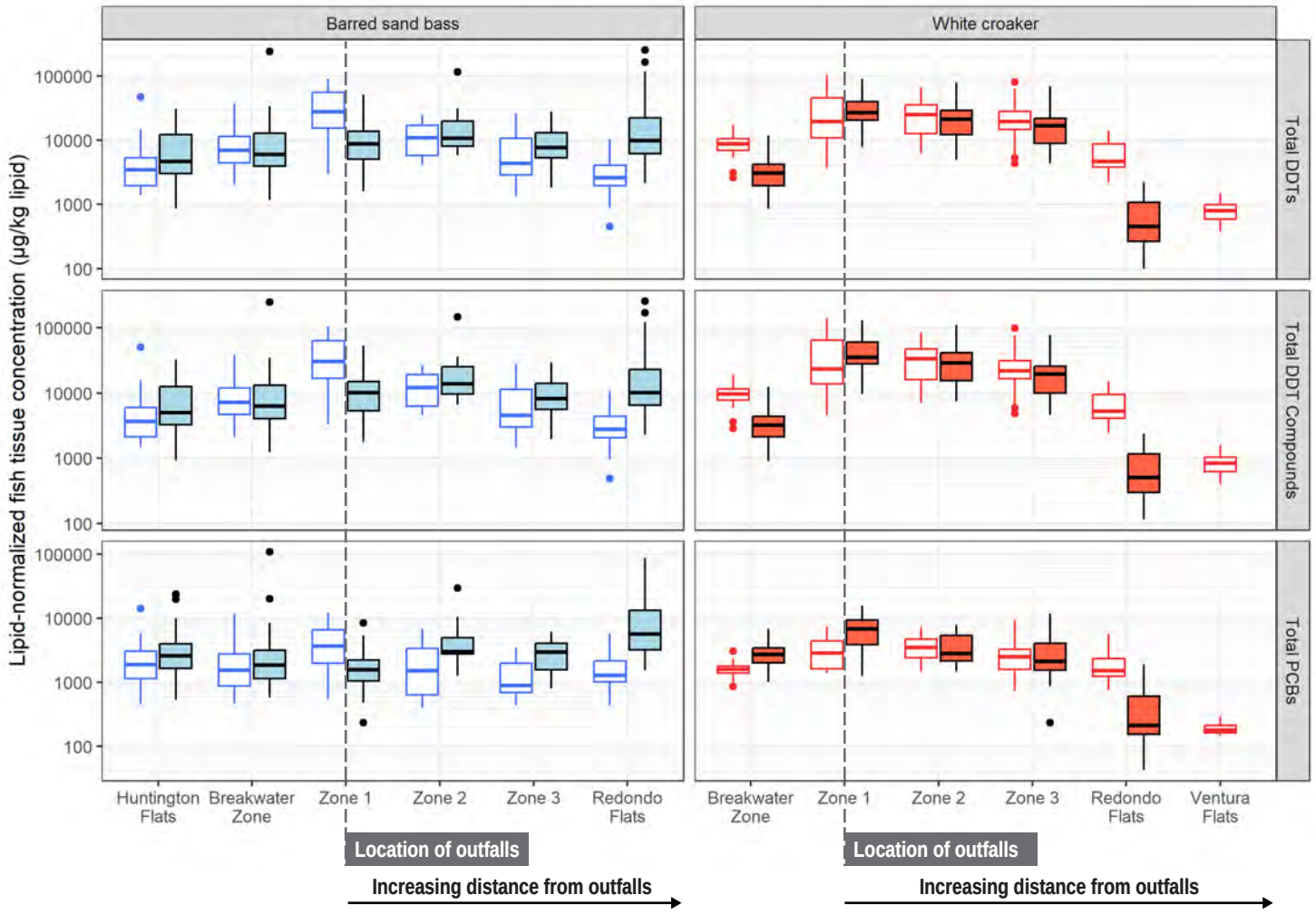

LEGEND

- Barred sand bass - 2014-2016
- White croaker - 2014-2016
- Barred sand bass - 2022-2023
- White croaker - 2022-2023

Notes:

1. Each box represents the interquartile range (IQR) from the 25th to the 75th percentile, the centerline represents the 50th percentile (median), and the whiskers extend to the furthest point within 1.5 times the IQR. Data beyond the IQR are shown as circles.
2. Fish tissue samples are fillets.
3. White croaker were not collected from Ventura Flats in 2022–23.
4. Boxes are ordered from southeast (upgradient of the outfalls) to northwest (downgradient of the outfalls).

Figure 4-18. Temporal Changes in Lipid-Normalized Total DDTs and Total PCBs in Fish
Second MNR Report
Palos Verdes Shelf
Los Angeles County, California

Appendix A
Photographic Documentation

Project Title	**Second Monitored Natural Recovery Report**
Location	Palos Verdes Shelf, Operable Unit 5 of the Montrose Chemical Corporation Superfund Site, Los Angeles County, California
Date	December 2023

Photographic Documentation

Photograph 1: Deploying gravity corer

Taken by: C. Tang, LACSD ***Date taken: 10/12/2022***



Photograph 2: Core retrieval

Taken by: ***C. Tang, LACSD*** ***Date taken:*** ***10/12/2022***

Photograph 3: Removing core from gravity corer

Taken by: ***C. Tang, LACSD*** ***Date taken:*** ***10/12/2022***

Photograph 4: Measuring core length

Taken by: ***C. Tang, LACSD*** ***Date taken:*** ***10/12/2022***

Photograph 5: Liquid nitrogen applied to core

Taken by: ***C. Tang, LACSD*** ***Date taken:*** ***10/12/2022***

Photograph 6: Cores packaged in cold box with dry ice

Taken by: ***C. Tang, LACSD*** ***Date taken:*** ***10/12/2022***

Photograph 7: Recovered core BA7BC that was abandoned on ocean floor on 10/13/2022

Taken by: ***C. McDonald, LACSD*** ***Date taken:*** ***10/26/2023***

Photograph 8: Core cutting setup

Taken by: ***T. Boyd, CH2M*** ***Date taken:*** ***11/2/2022***

Photograph 9: Core slice processing setup

Taken by: ***T. Boyd, CH2M*** ***Date taken:*** ***11/2/2022***

Photograph 10: Frozen core cooled in liquid nitrogen for about 15 minutes before slicing

Taken by: ***T. Boyd, CH2M*** ***Date taken:*** ***11/5/2022***

Photograph 11: Frozen core cut into 2-cm slices

Taken by: ***T. Boyd, CH2M*** ***Date taken:*** ***11/2/2022***

Photograph 12: Smear zone removed from core slice with 4-inch punch

Taken by: ***T. Boyd, CH2M*** ***Date taken:*** ***11/2/2022***

Photograph 13: Breaking up core slice with hammer and chisel

Taken by: ***T. Boyd, CH2M*** ***Date taken:*** ***11/5/2022***

Photograph 14: Core slice broken into small pieces

Taken by: ***T. Boyd, CH2M*** ***Date taken:*** ***11/2/2022***

Photograph 15: Core slice pieces separated into four jars

Taken by: ***T. Boyd, CH2M*** ***Date taken:*** ***11/5/2022***

Photograph 16: Deploying surface water sampler

Taken by: ***A. Howk, Kinnetic Environmental*** ***Date taken:*** ***10/18/2022***



Photograph 17: Retrieving surface water sampler

Taken by: ***A. Howk, Kinnetic Environmental*** ***Date taken:*** ***10/12/2022***

Photograph 18: Removing bottle from surface water sampler

Taken by: ***A. Howk, Kinnetic Environmental*** ***Date taken:*** ***10/13/2022***



Photograph 19: Removing bottle from surface water sampler

Taken by: ***A. Howk, Kinnetic Environmental*** ***Date taken:*** ***10/13/2022***

Photograph 20: Polyethylene device (PED) and solid-phase microextraction (SPME) samplers prepared for deployment

Taken by: ***W. Lao, SCCWRP*** ***Date taken:*** ***9/7/2022***

Photograph 21: Attaching samplers to line

Taken by: ***W. Lao, SCCWRP*** ***Date taken:*** ***9/7/2022***



Photograph 22: PED and SPME samplers attached to line

Taken by: ***W. Lao, SCCWRP*** ***Date taken:*** ***9/7/2022***

Photograph 23: PED samplers deployed

Taken by: ***W. Lao, SCCWRP*** ***Date taken:*** ***9/7/2022***



Photograph 24: Retrieving PED and SPME samplers

Taken by: ***W. Lao, SCCWRP*** ***Date taken:*** ***10/5/2022***

Photograph 25: Collecting a seawater sample for dissolved organic carbon analysis

Taken by: ***W. Lao, SCCWRP*** ***Date taken:*** ***9/7/2022***

Photograph 26: Barred sand bass caught in Redondo Flats

Taken by: ***C. Clark, Seaventures*** ***Date taken:*** ***5/31/2022***

Photograph 27: White croaker caught in Redondo Flats

Taken by: ***C. Clark, Seaventures*** ***Date taken:*** ***1/21/2023***



Photograph 28: Retrieving fish trap

Taken by: ***C. Mcdonald, LACSD*** ***Date taken:*** ***5/10/2022***

Appendix B
Field Forms

Appendix B.1
Sediment Core Collection Log

Appendix B1: Sediment Core Collection Log
Second MNR Report
Palos Verdes Shelf
Los Angeles County, California

Field Date	Field Time	Location ID	Replicate	Sea Conditions	Swell Height (ft)	Swell Direction	Latitude	Longitude	Total Depth (m)	Distance from Nominal Site (m)	Core Length (cm)	Usable?	Comments
10/19/2022	12:41	BA1B	1	Calm	2	W	33.74960	-118.44682	155	11	47	Y	
10/19/2022	12:32	BA1B	1	Calm	2	W	33.74952	-118.44687	156	4	n/a	N	
10/19/2022	13:03	BA1C	1	Calm	2	W	33.75735	-118.44102	60	3	48	Y	
10/20/2022	10:30	BA1DC	1	Calm	1	W	33.76269	-118.43713	40	15	26	Y	
10/19/2022	13:22	BA1DC	1	Calm	1	W	33.76264	-118.43694	41	4	19	N	Less than historical
10/19/2022	13:38	BA1DC	1	Calm	1	W	33.76264	-118.43706	40	7	19	N	Less than historical
10/19/2022	13:53	BA1DC	1	Calm	1	W	33.76266	-118.43699	40	3	n/a	N	Lost core plug and sample
10/19/2022	11:49	BA2B	1	Calm	2	W	33.73253	-118.42582	149	4	20	Y	
10/19/2022	12:08	BA2B	2	Calm	2	W	33.73249	-118.42585	149	2	27	Y	
10/20/2022	10:08	BA2C	1	Calm	2	W	33.73760	-118.42334	62	17	45	Y	
10/20/2022	11:23	BA2DC	1	Calm	1	W	33.73973	-118.42222	42	15	60	Y	
10/20/2022	10:53	BA2DC	1	Calm	1	W	33.73978	-118.42208	40	1	n/a	N	Lost corer cutting head
10/19/2022	11:26	BA3B	1	Calm	1	W	33.72382	-118.40735	155	2	30	Y	
10/19/2022	11:06	BA3B	1	Calm	1	W	33.72382	-118.40745	157	11	n/a	N	Less than historical
10/20/2022	9:50	BA3C	1	Calm	2	W	33.72993	-118.40254	60	8	72	Y	
10/20/2022	11:40	BA3DC	1	Calm	2	W	33.73271	-118.40117	41	30	55	Y	
10/19/2022	9:54	BA4B	1	Calm	1	W	33.71665	-118.38742	152	8	41	Y	
10/19/2022	10:14	BA4C	1	Calm	1	W	33.72325	-118.38470	61	9	64	Y	
10/19/2022	10:28	BA4C	2	Calm	1	W	33.72331	-118.38467	61	2	57	Y	
10/19/2022	10:43	BA4DC	1	Calm	2	W	33.72925	-118.38173	41	1	81	Y	
10/19/2022	8:44	BA5B	1	Calm	2	SW	33.70903	-118.36812	150	12	51	Y	
10/19/2022	9:02	BA5B	2	Calm	1	SW	33.70904	-118.36808	149	9	51	Y	
10/19/2022	9:18	BA5C	1	Calm	1	W	33.71460	-118.36594	61	10	72	Y	
10/19/2022	9:33	BA5DC	1	Calm	1	W	33.72044	-118.36404	41	18	76	Y	
10/13/2022	13:22	BA6B	1	Calm	2	W	33.70290	-118.35583	150	11	64	Y	
10/13/2022	14:19	BA6BC	1	Calm	2	W	33.70439	-118.35621	101	84	28	Y	Distance > 30m; location consistent with previous sampling.
10/13/2022	14:01	BA6BC	1	Calm	2	W	33.70451	-118.35623	97	92	n/a	N	Distance >30 m; location consistent with previous sampling. Sample washed.
10/17/2022	12:30	BA6C	1	Calm	1	SW	33.70783	-118.35390	60	9	67	Y	
10/20/2022	12:04	BA6DC	1	Calm	2	W	33.71254	-118.35079	41	6	58	Y	
10/17/2022	13:51	BA6DC	1	Calm	2	W	33.71283	-118.35052	40	37	53	N	
10/13/2022	13:02	BA7B	1	Calm	1	W	33.70078	-118.35144	157	7	40	Y	
10/13/2022	12:37	BA7B	1	Calm	1	W	33.70088	-118.35149	151	6	n/a	N	Top of corer did not close
10/13/2022	10:59	BA7BC	1	Calm	2	W	33.70185	-118.35107	108	21	n/a	N	Cable parted; corer lost.
10/17/2022	11:54	BA7C	1	Calm	2	SW	33.70514	-118.34871	60	5	76	Y	
10/20/2022	9:23	BA7DC	1	Calm	2	W	33.70952	-118.34587	41	28	20	Y	
10/17/2022	13:21	BA7DC	1	Calm	2	W	33.70937	-118.34625	42	67	n/a	N	Sediment washed
10/17/2022	13:30	BA7DC	1	Calm	2	W	33.70923	-118.34631	43	78	21	N	78 m from nominal site; but consistent with previous sampling.
10/20/2022	9:16	BA7DC	1	Calm	2	W	33.70955	-118.3456	41	4	n/a	N	
10/12/2022	9:18	BA8B	1	Calm	1	W	33.69209	-118.33731	151	9	56	Y	Tilt sensor was used
10/12/2022	12:59	BA8BC	1	Calm	3	SW	33.69377	-118.33691	100	13	n/a	N	Core washed; Tilt sensor was used
10/12/2022	13:13	BA8BC	1	Calm	3	SW	33.69380	-118.33693	98	10	44	Y	Tilt sensor was used
10/12/2022	13:30	BA8C	1	Calm	3	W	33.69838	-118.33566	61	13	87	Y	Tilt sensor was used
10/20/2022	12:39	BA8DC	1	Calm	1	W	33.70366	-118.33192	41	5	49	Y	

Appendix B1: Sediment Core Collection Log
Second MNR Report
Palos Verdes Shelf
Los Angeles County, California

Field Date	Field Time	Location ID	Replicate	Sea Conditions	Swell Height (ft)	Swell Direction	Latitude	Longitude	Total Depth (m)	Distance from Nominal Site (m)	Core Length (cm)	Usable?	Comments
10/11/2022	12:23	BA9B	1	Calm	2	W	33.68154	-118.32186	146	5	37	Y	Tilt sensor was used
10/11/2022	12:01	BA9BC	1	Calm	1	SW	33.68346	-118.32069	97	14	56	Y	Tilt sensor was used
10/11/2022	10:11	BA9C	1	Calm	1	SW	33.68883	-118.31837	62	18	32	N	Sediment blowout
10/11/2022	10:45	BA9C	1	Calm	1	SW	33.68868	-118.31848	62	14	44	Y	Tilt sensor was used
10/20/2022	8:55	BA9DC	1	Calm	2	W	33.69617	-118.31483	41	12	44	Y	
10/17/2022	n/a	BA9DC	1	Calm	2	W	n/a	n/a	n/a	n/a	n/a	N	Not on location
10/20/2022	8:44	BA9DC	1	Calm	2	W	33.69619	-118.3148	42	10	n/a	N	Sediment washed
10/20/2022	14:06	BA10B	1	Calm	2	W	33.66231	-118.29846	148	19	24	Y	
10/25/2022	10:13	BA10C	1	Calm	2	W	33.66848	-118.29711	62	26	20	Y	
10/20/2022	14:24	BA10C	1	Calm	2	W	33.66849	-118.29686	60	3	17	N	Less than historical
10/20/2022	14:41	BA10C	1	Calm	2	W	33.6685	-118.29683	60	1	n/a	N	
10/20/2022	14:53	BA10C	1	Calm	2	W	33.66848	-118.29682	60	3	n/a	N	Sediment washed
10/25/2022	9:11	BA10C	1	Calm	2	W	33.66852	-118.29698	61	14	n/a	N	Core washed
10/25/2022	9:22	BA10C	1	Calm	2	W	33.66853	-118.29691	62	8	n/a	N	Core washed
10/25/2022	9:32	BA10C	1	Calm	2	W	33.66846	-118.29693	62	10	n/a	N	Core washed
10/25/2022	9:46	BA10C	1	Calm	2	W	33.66849	-118.29701	62	16	n/a	N	Core washed
10/25/2022	9:54	BA10C	1	Calm	2	W	33.66871	-118.29664	60	29	n/a	N	Core washed
10/25/2022	8:19	BA10DC	1	Calm	2	W	33.68542	-118.29156	42	12	35	Y	
10/17/2022	12:13	OA01	1	Calm	1	SW	33.70452	-118.35216	70	7	51	Y	
10/17/2022	12:46	OA02	1	Calm	2	W	33.70857	-118.34975	50	14	68	Y	
10/13/2022	10:11	OA03	1	Calm	2	W	33.70059	-118.34668	80	8	54	Y	Tilt sensor data lost
10/13/2022	10:39	OA04	1	Calm	2	W	33.70159	-118.34639	70	19	51	Y	Tilt sensor data lost
10/17/2022	11:15	OA05	1	Calm	1	SW	33.70336	-118.34482	60	1	74	Y	
10/17/2022	11:36	OA05	2	Calm	1	SW	33.70336	-118.34487	59	4	79	Y	
10/17/2022	14:09	OA06	1	Calm	2	W	33.70493	-118.34324	52	14	71	Y	
10/13/2022	9:04	OA07	1	Calm	1	W	33.69948	-118.34214	69	8	58	Y	Tilt sensor data lost
10/13/2022	9:21	OA07	2	Calm	1	W	33.69952	-118.34219	69	10	50	Y	Tilt sensor data lost
10/17/2022	14:30	OA08	1	Calm	2	W	33.70350	-118.33974	51	9	72	Y	
10/20/2022	12:20	OA09	1	Calm	2	W	33.70630	-118.33817	41	9	53	Y	
10/12/2022	11:20	OA10	1	Calm	2	W	33.69661	-118.33722	70	3	42	Y	Tilt sensor was used
10/12/2022	11:37	OA10	2	Calm	2	W	33.69662	-118.33719	70	1	46	Y	Tilt sensor was used
10/17/2022	9:46	OA11	1	Calm	1	SW	33.70000	-118.3336	53	1	n/a	N	Sediment blow out
10/17/2022	10:08	OA11	1	Calm	1	SW	33.69999	-118.33361	53	1	69	Y	
10/17/2022	10:33	OA11	2	Calm	1	SW	33.69996	-118.33359	54	4	74	Y	
10/12/2022	12:18	OA12	1	Calm	2	SW	33.69339	-118.33135	70	4	43	Y	Tilt sensor was used
10/12/2022	12:38	OA12	2	Calm	2	SW	33.69340	-118.33137	69	6	44	Y	Tilt sensor was used
10/12/2022	14:05	OA13	1	Calm	3	W	33.69612	-118.33039	59	10	n/a	N	Liner slipped; Tilt sensor was used
10/12/2022	14:16	OA13	1	Calm	3	W	33.69613	-118.33036	59	8	68	Y	Tilt sensor was used
10/17/2022	9:02	OA14	1	Calm	1	SW	33.69861	-118.32921	52	8	60	Y	
10/11/2022	13:25	OA15	1	Calm	2	W	33.69004	-118.32876	79	1	52	Y	Tilt sensor was used
10/11/2022	13:42	OA16	1	Calm	2	W	33.69170	-118.32860	69	5	55	Y	Tilt sensor was used
10/11/2022	13:57	OA16	2	Calm	2	W	33.69173	-118.32857	69	3	42	Y	Tilt sensor was used
10/11/2022	14:30	OA17	1	Calm	2	W	33.69403	-118.32678	60	12	43	Y	Tilt sensor was used
10/11/2022	11:33	OA18	1	Calm	1	SW	33.68514	-118.32227	88	11	34	Y	Tilt sensor was used
10/11/2022	11:06	OA19	1	Calm	1	SW	33.68687	-118.32134	73	22	55	Y	Tilt sensor was used
10/17/2022	8:38	OA20	1	Calm	1	SW	33.69748	-118.31726	40	7	35	Y	

Appendix B1: Sediment Core Collection Log
Second MNR Report
Palos Verdes Shelf
Los Angeles County, California

Field Date	Field Time	Location ID	Replicate	Sea Conditions	Swell Height (ft)	Swell Direction	Latitude	Longitude	Total Depth (m)	Distance from Nominal Site (m)	Core Length (cm)	Usable?	Comments
10/20/2022	13:31	OA21	1	Calm	2	W	33.68148	-118.31615	80	18	31	Y	
10/20/2022	12:57	OA22	1	Calm	2	W	33.68537	-118.31317	60	18	45	Y	
10/20/2022	13:14	OA22	2	Calm	2	W	33.68531	-118.31327	60	20	37	Y	
10/12/2022	8:57	OA23	1	Calm	1	W	33.69009	-118.31173	52	7	53	N	Tilt exceeded ; Tilt sensor was used
10/13/2022	8:41	OA23	1	Calm	1	W	33.69006	-118.31183	51	11	51	Y	Tilt sensor was used
10/20/2022	13:46	OA24	1	Calm	2	W	33.67904	-118.31035	70	5	26	Y	
10/25/2022	8:43	OA25	1	Calm	2	W	33.68586	-118.30555	52	19	32	Y	
10/17/2022	10:53	OA26	1	Calm	1	SW	33.70167	-118.34100	59	8	71	Y	
10/13/2022	9:46	OA27	1	Calm	1	W	33.69838	-118.34640	150	11	30	Y	Tilt sensor data lost
10/12/2022	11:00	OA28	1	Calm	3	W	33.69778	-118.33961	70	12	57	Y	Tilt sensor was used
10/12/2022	10:35	OA29	1	Choppy	2	W	33.69524	-118.34137	156	5	56	Y	Tilt sensor was used
10/17/2022	9:24	OA30	1	Calm	1	SW	33.69972	-118.33119	51	11	63	Y	
10/12/2022	13:48	OA31	1	Calm	3	W	33.69742	-118.33272	59	10	60	Y	Tilt sensor was used
10/12/2022	11:54	OA32	1	Calm	3	W	33.69495	-118.33395	69	4	44	Y	Tilt sensor was used
10/11/2022	14:13	OA33	1	Calm	2	W	33.69234	-118.32296	59	13	36	Y	Tilt sensor was used
10/11/2022	13:09	OA34	1	Calm	2	W	33.68955	-118.32487	69	9	49	Y	Tilt sensor was used
10/11/2022	12:49	OA35	1	Calm	2	W	33.68865	-118.32645	80	9	37	Y	Tilt sensor was used

cm = centimeter
ft = feet
m = meter
n/a = not available
W = west; SW = southwest

Appendix B.2
Water Sample Collection Log

Appendix B2: High Resolution Water Grab Sample Tracking
Second MNR Report
Palos Verdes Shelf
Los Angeles County, California

Sample ID	Sample Type	Date Sampled	Time Sampled	Sample Location	Sample Depth (m)	Depth Type	Total Depth (m)	Latitude	Longitude	Notes
BA10DC-WO5-2210	N	10/10/2022	9:24	BA10DC	5	5 m below surface	43	33.685524	-118.291436	--
BA10DC-WO20-2210	N	10/10/2022	9:36	BA10DC	20	mid-depth	43	33.685524	-118.291436	--
BA10DC-WO35-2210	N	10/10/2022	9:48	BA10DC	35	5 m above sediment	43	33.685524	-118.291436	Broke during shipment. Resampled 10/18/22
BA10C-WO5-2210	N	10/10/2022	10:12	BA10C	5	5 m below surface	62.6	33.668576	-118.29684	--
BA10C-WO30-2210	N	10/10/2022	10:21	BA10C	30	mid-depth	62.6	33.668576	-118.29684	--
BA10C-WO55-2210	N	10/10/2022	10:31	BA10C	55	5 m above sediment	62.6	33.668576	-118.29684	--
W5-WO5-2210	N	10/10/2022	10:45	W5	5	5 m below surface	57.8	33.668016	-118.294615	--
W5-WO30-2210	N	10/10/2022	10:54	W5	30	mid-depth	57.8	33.668016	-118.294615	--
W5-WO55-2210	N	10/10/2022	11:05	W5	53	5 m above sediment	58	33.668016	-118.294615	--
W5-WO55-2210-FD	FD	10/10/2022	11:22	W5	53	5 m above sediment	58	33.668016	-118.294615	--
BA10B-WO5-2210	N	10/10/2022	11:38	BA10B	5	5 m below surface	146	33.662173	-118.298277	--
BA10B-WO75-2210	N	10/10/2022	11:50	BA10B	75	mid-depth	146	33.662173	-118.298277	--
BA10B-WO145-2210	N	10/10/2022	12:08	BA10B	145	5 m above sediment	150	33.662173	-118.298277	--
BA9DC-WO5-2210	N	10/10/2022	13:47	BA9DC	5	5 m below surface	41	33.696144	-118.314554	--
BA9DC-WO35-2210	N	10/10/2022	14:14	BA9DC	36.6	5 m above sediment	41.7	33.696144	-118.314554	--
BA9DC-WO35-2210-FD	FD	10/10/2022	14:25	BA9DC	36.5	5 m above sediment	41.8	33.696144	-118.314554	--
BA9DC-WO35-2210-FD2	FD	10/10/2022	14:40	BA9DC	36.6	5 m above sediment	41.5	33.696144	-118.314554	Broke during shipment. Replaced with BA4C-WO55-2210-FD2
BA8DC-WO5-2210	N	10/10/2022	15:04	BA8DC	5	5 m below surface	41	33.703699	-118.331895	--
BA8DC-WO20-2210	N	10/10/2022	15:11	BA8DC	20	mid-depth	41	33.703699	-118.331895	--
BA8DC-WO35-2210	N	10/10/2022	15:20	BA8DC	36	5 m above sediment	41.5	33.703699	-118.331895	--
BA9DC-WO20-2210	N	10/10/2022	15:40	BA9DC	20	mid-depth	41.7	33.696174	-118.314682	--
BA7DC-WO5-2210	N	10/11/2022	8:26	BA7DC	5	5 m below surface	42.6	33.709638	-118.345581	--
BA7DC-WO20-2210	N	10/11/2022	8:35	BA7DC	20	mid-depth	42	33.709638	-118.345581	--
BA7DC-WO35-2210	N	10/11/2022	8:42	BA7DC	37	5 m above sediment	42.5	33.709638	-118.345581	--
BA7DC-WO35-2210-FD	FD	10/11/2022	8:51	BA7DC	37	5 m above sediment	42.5	33.709638	-118.345581	--
BA7DC-WO35-2210-FD2	FD	10/11/2022	9:01	BA7DC	37	5 m above sediment	42.5	33.709638	-118.345581	--
BA6DC-WO5-2210	N	10/11/2022	9:15	BA6DC	5	5 m below surface	42.4	33.712657	-118.350783	--
BA6DC-WO20-2210	N	10/11/2022	9:24	BA6DC	20	mid-depth	42	33.712657	-118.350783	--
BA6DC-WO35-2210	N	10/11/2022	9:35	BA6DC	38	5 m above sediment	43	33.712657	-118.350783	--
BA5DC-WO5-2210	N	10/11/2022	9:57	BA5DC	5	5 m below surface	43	33.720457	-118.363842	--
BA5DC-WO20-2210	N	10/11/2022	10:04	BA5DC	20	mid-depth	43	33.720457	-118.363842	--
BA5DC-WO35-2210	N	10/11/2022	10:10	BA5DC	38	5 m above sediment	43.1	33.720457	-118.363842	--
BA5DC-WO35-2210-FD	FD	10/11/2022	10:17	BA5DC	38	5 m above sediment	43	33.720457	-118.363842	--
BA4DC-WO5-2210	N	10/11/2022	10:37	BA4DC	5	5 m below surface	43	33.729297	-118.38171	--
BA4DC-WO20-2210	N	10/11/2022	10:45	BA4DC	20	mid-depth	43	33.729297	-118.38171	--
BA4DC-WO35-2210	N	10/11/2022	10:49	BA4DC	38	5 m above sediment	43	33.729297	-118.38171	--
BA3DC-WO5-2210	N	10/11/2022	11:10	BA3DC	5	5 m below surface	43.9	33.732626	-118.40084	--
BA3DC-WO20-2210	N	10/11/2022	11:16	BA3DC	20	mid-depth	43.9	33.732626	-118.40084	--
BA3DC-WO35-2210	N	10/11/2022	11:23	BA3DC	38.5	5 m above sediment	43.9	33.732626	-118.40084	--
BA2DC-WO5-2210	N	10/11/2022	11:47	BA2DC	5	5 m below surface	41	33.739798	-118.422072	--
BA2DC-WO20-2210	N	10/11/2022	11:53	BA2DC	20	mid-depth	42	33.739798	-118.422072	--
BA2DC-WO35-2210	N	10/11/2022	12:07	BA2DC	37	5 m above sediment	42	33.739798	-118.422072	--
BA1DC-WO5-2210	N	10/11/2022	12:37	BA1DC	5	5 m below surface	42	33.762574	-118.436976	--
BA1DC-WO5-2210-FD	FD	10/11/2022	12:44	BA1DC	5	5 m below surface	42	33.762574	-118.436976	--

Appendix B2: High Resolution Water Grab Sample Tracking
Second MNR Report
Palos Verdes Shelf
Los Angeles County, California

Sample ID	Sample Type	Date Sampled	Time Sampled	Sample Location	Sample Depth (m)	Depth Type	Total Depth (m)	Latitude	Longitude	Notes
BA1DC-WO20-2210	N	10/11/2022	12:49	BA1DC	20	mid-depth	42	33.762574	-118.436976	--
BA1DC-WO35-2210	N	10/11/2022	12:57	BA1DC	37	5 m above sediment	42	33.762574	-118.436976	--
W1-WO5-2210	N	10/11/2022	13:23	W1	5	5 m below surface	63.7	33.77369	-118.454502	--
W1-WO30-2210	N	10/11/2022	13:30	W1	30	mid-depth	63.4	33.77369	-118.454502	--
W1-WO55-2210	N	10/11/2022	13:39	W1	57.5	5 m above sediment	63	33.77369	-118.454502	--
W2-WO5-2210	N	10/11/2022	14:11	W2	5	5 m below surface	200	33.76286	-118.461107	--
W2-WO100-2210	N	10/11/2022	14:22	W2	100	mid-depth	200	33.76286	-118.461107	--
W2-WO195-2210	N	10/11/2022	14:49	W2	195	5 m above sediment	200	33.76286	-118.461107	--
EB-WQ1-2210	EB	10/11/2022	15:30	N/A	N/A	N/A	N/A	N/A	N/A	--
W4-WO5-2210	N	10/12/2022	8:29	W4	5	5 m below surface	193	33.692667	-118.340282	--
W4-WO100-2210	N	10/12/2022	8:38	W4	100	mid-depth	190	33.692667	-118.340282	--
W4-WO195-2210	N	10/12/2022	9:48	W4	188	5 m above sediment	193	33.692667	-118.340282	--
BA8B-WO5-2210	N	10/12/2022	10:13	BA8B	5	5 m below surface	152	33.692166	-118.337406	--
BA8B-WO75-2210	N	10/12/2022	10:22	BA8B	75	mid-depth	152	33.692166	-118.337406	--
BA8B-WO145-2210	N	10/12/2022	10:42	BA8B	145	5 m above sediment	150	33.692166	-118.337406	--
BA8BC-WO5-2210	N	10/12/2022	11:11	BA8BC	5	5 m below surface	99	33.693887	-118.336904	--
BA8BC-WO50-2210	N	10/12/2022	11:20	BA8BC	50	mid-depth	99	33.693887	-118.336904	Incorrectly logged in collection log, changes confirmed by field team
BA8BC-WO95-2210	N	10/12/2022	11:34	BA8BC	94	5 m above sediment	99	33.693887	-118.336904	--
BA7BC-WO5-2210	N	10/12/2022	11:58	BA7BC	5	5 m below surface	99	33.701898	-118.350869	--
BA7BC-WO50-2210	N	10/12/2022	12:06	BA7BC	50	mid-depth	99	33.701898	-118.350869	--
BA7BC-WO95-2210	N	10/12/2022	12:27	BA7BC	95	5 m above sediment	100	33.701898	-118.350869	--
W3-WO5-2210	N	10/12/2022	13:20	W3	5	5 m below surface	196	33.712637	-118.384585	--
W3-WO100-2210	N	10/12/2022	13:29	W3	100	mid-depth	196	33.712637	-118.384585	--
W3-WO195-2210	N	10/12/2022	13:49	W3	191	5 m above sediment	196	33.712637	-118.384585	--
BA4B-WO5-2210	N	10/12/2022	14:16	BA4B	5	5 m below surface	150	33.716713	-118.387306	--
BA4B-WO75-2210	N	10/12/2022	14:25	BA4B	75	mid-depth	150	33.716713	-118.387306	--
BA4B-WO145-2210	N	10/12/2022	14:39	BA4B	145	5 m above sediment	150	33.716713	-118.387306	--
BA9C-WO30-2210	N	10/13/2022	8:44	BA9C	30	mid-depth	63	33.688667	-118.318308	--
BA9C-WO55-2210	N	10/13/2022	8:54	BA9C	57	5 m above sediment	62.3	33.688667	-118.318308	--
BA9BC-WO5-2210	N	10/13/2022	9:11	BA9BC	5	5 m below surface	100	33.683488	-118.320871	--
BA9BC-WO50-2210	N	10/13/2022	9:19	BA9BC	50	mid-depth	100	33.683488	-118.320871	--
BA9BC-WO95-2210	N	10/13/2022	9:31	BA9BC	95	5 m above sediment	100	33.683488	-118.320871	--
BA9B-WO5-2210	N	10/13/2022	9:50	BA9B	5	5 m below surface	150	33.681503	-118.321871	--
BA9B-WO75-2210	N	10/13/2022	9:58	BA9B	75	mid-depth	150	33.681503	-118.321871	--
BA9B-WO145-2210	N	10/13/2022	10:11	BA9B	145	5 m above sediment	150	33.681503	-118.321871	Broke during shipment. Resampled 10/18/22
BA7B-WO5-2210	N	10/13/2022	10:40	BA7B	5	5 m below surface	150	33.7008	-118.351524	--
BA7B-WO75-2210	N	10/13/2022	10:48	BA7B	75	mid-depth	150	33.7008	-118.351524	--
BA7B-WO145-2210	N	10/13/2022	11:07	BA7B	145	5 m above sediment	150	33.7008	-118.351524	--
BA6B-WO5-2210	N	10/13/2022	11:27	BA6B	5	5 m below surface	143	33.703007	-118.3558	--
BA6B-WO75-2210	N	10/13/2022	11:35	BA6B	75	mid-depth	145	33.703007	-118.3558	--
BA6B-WO145-2210	N	10/13/2022	11:46	BA6B	140	5 m above sediment	145	33.703007	-118.3558	--
BA9C-WO5-2210	N	10/13/2022	12:14	BA9C	5	5 m below surface	62	33.688722	-118.318292	--
EB-WQ2-2210	EB	10/13/2022	13:30	N/A	N/A	N/A	N/A	N/A	N/A	Time not in collection log pulled from field notes
BA5B-WO5-2210	N	10/17/2022	8:26	BA5B	5	5 m below surface	150	33.709031	-118.36802	--

Appendix B2: High Resolution Water Grab Sample Tracking
Second MNR Report
Palos Verdes Shelf
Los Angeles County, California

Sample ID	Sample Type	Date Sampled	Time Sampled	Sample Location	Sample Depth (m)	Depth Type	Total Depth (m)	Latitude	Longitude	Notes
BA5B-WO75-2210	N	10/17/2022	8:35	BA5B	75	mid-depth	150	33.709031	-118.36802	--
BA5B-WO145-2210	N	10/17/2022	8:48	BA5B	145	5 m above sediment	150	33.709031	-118.36802	Broke during shipment. Resample needed
BA3B-WO5-2210	N	10/17/2022	9:17	BA3B	5	5 m below surface	152	33.723837	-118.407318	--
BA3B-WO80-2210	N	10/17/2022	9:24	BA3B	80	mid-depth	152	33.723837	-118.407318	--
BA3B-WO145-2210	N	10/17/2022	9:36	BA3B	147	5 m above sediment	152	33.723837	-118.407318	--
BA2B-WO5-2210	N	10/17/2022	9:55	BA2B	5	5 m below surface	150	33.732475	-118.425838	--
BA2B-WO75-2210	N	10/17/2022	10:02	BA2B	75	mid-depth	150	33.732475	-118.425838	--
BA2B-WO145-2210	N	10/17/2022	10:14	BA2B	145	5 m above sediment	150	33.732475	-118.425838	--
BA1B-WO5-2210	N	10/17/2022	10:37	BA1B	5	5 m below surface	153	33.74948	-118.446875	--
BA1B-WO75-2210	N	10/17/2022	10:44	BA1B	75	mid-depth	153	33.74948	-118.446875	--
BA1B-WO145-2210	N	10/17/2022	10:56	BA1B	148	5 m above sediment	153	33.74948	-118.446875	--
BA1C-WO5-2210	N	10/17/2022	11:10	BA1C	5	5 m below surface	62	33.757305	-118.441041	--
BA1C-WO30-2210	N	10/17/2022	11:16	BA1C	30	mid-depth	62	33.757305	-118.441041	--
BA1C-WO55-2210	N	10/17/2022	11:23	BA1C	56	5 m above sediment	62	33.757305	-118.441041	--
BA2C-WO5-2210	N	10/17/2022	11:49	BA2C	5	5 m below surface	62.5	33.737663	-118.423188	--
BA2C-WO30-2210	N	10/17/2022	11:55	BA2C	30	mid-depth	62.5	33.737663	-118.423188	--
BA2C-WO55-2210	N	10/17/2022	12:02	BA2C	58	5 m above sediment	62.5	33.737663	-118.423188	--
BA3C-WO5-2210	N	10/17/2022	12:21	BA3C	5	5 m below surface	61	33.729986	-118.402536	--
BA3C-WO30-2210	N	10/17/2022	12:26	BA3C	30	mid-depth	61	33.729986	-118.402536	--
BA3C-WO55-2210	N	10/17/2022	12:34	BA3C	56	5 m above sediment	61	33.729986	-118.402536	--
BA4C-WO5-2210	N	10/17/2022	12:50	BA4C	5	5 m below surface	61	33.723346	-118.384684	--
BA4C-WO30-2210	N	10/17/2022	12:56	BA4C	30	mid-depth	61	33.723346	-118.384684	--
BA4C-WO55-2210	N	10/17/2022	13:04	BA4C	56	5 m above sediment	61	33.723346	-118.384684	--
BA4C-WO55-2210-FD	FD	10/17/2022	13:12	BA4C	57	5 m above sediment	62	33.723346	-118.384684	--
BA4C-WO55-2210-FD2	FD	10/17/2022	13:20	BA4C	57	5 m above sediment	62	33.723346	-118.384684	Added split to this sample to replace broken split at BA9DC-WO35
BA5C-WO5-2210	N	10/17/2022	13:36	BA5C	5	5 m below surface	62.5	33.714677	-118.366022	--
BA5C-WO30-2210	N	10/17/2022	13:42	BA5C	30	mid-depth	62.5	33.714677	-118.366022	--
BA5C-WO55-2210	N	10/17/2022	13:50	BA5C	58	5 m above sediment	62.5	33.714677	-118.366022	--
BA6C-WO5-2210	N	10/17/2022	14:05	BA6C	5	5 m below surface	61.5	33.707832	-118.354006	--
BA6C-WO30-2210	N	10/17/2022	14:09	BA6C	30	mid-depth	61.5	33.707832	-118.354006	--
BA6C-WO55-2210	N	10/17/2022	14:17	BA6C	57.5	5 m above sediment	61.5	33.707832	-118.354006	--
BA6BC-WO5-2210	N	10/17/2022	14:29	BA6BC	5	5 m below surface	100	33.704075	-118.355413	--
BA6BC-WO50-2210	N	10/17/2022	14:36	BA6BC	50	mid-depth	100	33.704075	-118.355413	--
BA6BC-WO95-2210	N	10/17/2022	14:45	BA6BC	95	5 m above sediment	100	33.704075	-118.355413	--
BA7C-WO5-2210	N	10/17/2022	14:58	BA7C	5	5 m below surface	61	33.705145	-118.348706	--
BA7C-WO30-2210	N	10/17/2022	15:04	BA7C	30	mid-depth	61	33.705145	-118.348706	--
BA7C-WO55-2210	N	10/17/2022	15:11	BA7C	56	5 m above sediment	61	33.705145	-118.348706	--
BA8C-WO5-2210	N	10/17/2022	15:25	BA8C	5	5 m below surface	62	33.698486	-118.335675	--
BA8C-WO30-2210	N	10/17/2022	15:31	BA8C	30	mid-depth	62	33.698486	-118.335675	--
BA8C-WO55-2210	N	10/17/2022	15:38	BA8C	57	5 m above sediment	62	33.698486	-118.335675	--
BA8C-WO55-2210-FD	FD	10/17/2022	15:46	BA8C	57	5 m above sediment	62	33.698486	-118.335675	--
BA8C-WO55-2210-FD2	FD	10/17/2022	15:54	BA8C	57	5 m above sediment	62	33.698486	-118.335675	--
BA10DC-WO35-2210	N	10/18/2022	8:00	BA10DC	38	5 m above sediment	42.5	33.685489	-118.291481	--
BA9B-WO145-2210	N	10/18/2022	8:32	BA9B	145	5 m above sediment	150	33.681471	-118.321853	--
EB-WQ3-2210	EB	10/18/2022	8:45	N/A	N/A	N/A	N/A	N/A	N/A	--

Appendix B2: High Resolution Water Grab Sample Tracking
Second MNR Report
Palos Verdes Shelf
Los Angeles County, California

Sample ID	Sample Type	Date Sampled	Time Sampled	Sample Location	Sample Depth (m)	Depth Type	Total Depth (m)	Latitude	Longitude	Notes
T11-WO5-2210	N	10/18/2022	10:31	T11	5	5 m below surface	62	33.600926	-118.086685	--
T11-WO30-2210	N	10/18/2022	10:37	T11	30	mid-depth	62	33.600926	-118.086685	--
T11-WO55-2210	N	10/18/2022	10:45	T11	57	5 m above sediment	62	33.600926	-118.086685	Broke during extraction at lab. Not resampled.
BA5B-WO145-2210	N	10/25/2022	9:12	BA5B	146	5 m above sediment	151	33.708983	-118.368046	Resampled, original bottle broke during shipping

m = meter

Appendix B.3
Water Field Collection Logs

Project: Palos Verdes Shelf Remedial Action - MNR
PN: D3502300

SAMPLE COLLECTION LOG
WATER HIGH RESOLUTION

9191 S. Jamaica Street, Englewood, CO 80112
(925) 946-3100

DATE: 10/10/22

SAMPLE ID	DATE SAMPLED	TIME SAMPLED	SAMPLE LOCATION	SAMPLED BY	SAMPLE DEPTH (M)	TOTAL DEPTH (M)	LATITUDE	LONGITUDE	GPS ACCURACY
BA10DC-W05-2210	10/10/22	0924	BA10 DC	TF	5m	43m	33.685524	-118.291436	
BA10DC-~~W020~~-W030-2210	10/10/22	0936	BA10DC	TF	20m	43m	↓	↓	
BA10 DC-~~W035~~-W055-2210	10/10/22	0948	BA10 DC	TF	35	43m	↓	↓	
BA10C-W05-2210	10/10/22	1012	BA10C	TF	5m	62.6	33.668576	118.296840	
BA10C-W030-2210	10/10/22	1021	BA10C	TF	30m	62.6	↓	↓	
BA10C-W055-2210	10/10/22	1031	BA10C	TF	55m	62.6	↓	↓	
WS-W05-2210	10/10/22	1045	WS	TF	5m	57.8	33.6680116	-118.294615	
WS-W030-2210	10/10/22	1054	WS	TF	30m	57.8	33.6680116	-118.294615	
WS-W055-2210	10/10/22	1105	WS	TF	53m	58.0	↓	↓	
WS-W055-2210-FD	10/10/22	1122	WS	TF	53m	58.0	↓	↓	
BA10B-W05-2210	10/10/22	1138	BA10B	TF	5m	146	33.662173	-118.298277	
BA10B-W075-2210	10/10/22	1150	BA10B	TF	75m	146	↓	↓	

NOTES/COMMENTS:

TOTAL SAMPLES: 12

SAMPLER(S) SIGNATURE(S): Amy Hawk

Project: Palos Verdes Shelf Remedial Action - MNR
PN: D3502300

SAMPLE COLLECTION LOG
WATER HIGH RESOLUTION

9191 S. Jamaica Street, Englewood, CO 80112
(925) 946-3100

DATE: _____

SAMPLE ID	DATE SAMPLED	TIME SAMPLED	SAMPLE LOCATION	SAMPLED BY	SAMPLE DEPTH (M)	TOTAL DEPTH (M)	LATITUDE	LONGITUDE	GPS ACCURACY
BA10B-W0145-2210	10/10/22	1208	BA10B	TF	145	150	33.662173	-118.298277	
~~BA9B-~~	~~10/10/22~~		~~BA9B~~	~~TF~~					AH
BA9DC-W05-2210	10/10/22	1347	BA9DC	TF	5	41	33.696144	-118.314554	
~~BA9DC-W020-2210~~	~~10/10/22~~	~~1359~~	~~BA9DC~~	~~TF~~	~~20~~	~~41~~	Early	Pulled	Stopper
BA9DC-W035-2210	10/10/22	1414	BA9DC	TF	36.6	41.7			
BA9DC-W035-2210-FD	10/10/22	1425	BA9DC	TF	36.5	41.8			
BA9DC-W035-2210-FD2	10/10/22	1440	BA9DC	TF	36.6	41.5	↓	↓	
BA8DC-W05-2210	10/10/22	1504	BA8DC	TF	5	41	33.703694	-118.331895	
BA8DC-~~W035~~-W020-2210	10/10/22	1511	BA8DC	TF	20	41	↓	↓	
BA8DC-W035-2210	10/10/22	1520	BA8DC	TF	36	41.5	↓	↓	
BA9DC-W020-2210	10/10/22	1540	BA9DC	TF	20	41.7	33.696174	-118.314682	
~~EB-WQ1-2210~~	~~10/10/22~~		Equip Blank					AH	

NOTES/COMMENTS: Video Showed BA9DC-W020-2210 Stopper pulled early - repeated @ 1540

TOTAL SAMPLES: AH ~~10~~ 9

SAMPLER(S) SIGNATURE(S): Amy Hawk

Total Samples for 10/10/22 = 21 samples

Project: Palos Verdes Shelf Remedial Action - MNR
PN: D3502300

SAMPLE COLLECTION LOG
WATER HIGH RESOLUTION

9191 S. Jamaica Street, Englewood, CO 80112
(925) 946-3100

DATE: 10/11/22

SAMPLE ID	DATE SAMPLED	TIME SAMPLED	SAMPLE LOCATION	SAMPLED BY	SAMPLE DEPTH (M)	TOTAL DEPTH (M)	LATITUDE	LONGITUDE	GPS ACCURACY
BA7DC-W05-2210	10/11/22	0826	BA7DC	TF	5	42.6	33.709638 ~~33.762574~~	-118.345581 ~~-118.436976~~	
BA7DC-W020-2210	10/11/22	0835	BA7DC	TF	20	42			
BA7DC-W035-2210	10/11/22	0842	BA7DC	TF	37	42.5			
BA7DC-W035-2210-FD	10/11/22	0851	BA7DC	TF	37	42.5			
BA7DC-W035-2210-FD2	10/11/22	0901	BA7DC	TF	37	42.5			
BA6DC-W05-2210	10/11/22	0915	BA6DC	TF	5	42.4	33.712657	-118.350783	
BA6DC-W020-2210	10/11/22	0924	BA6DC	TF	20	42			
BA6DC-W035-2210	10/11/22	0935	BA6DC	TF	38	43			
BA5DC-W05-2210	10/11/22	0957	BA5DC	TF	5	43	33.720457	-118.363842	
BA5DC-~~W05~~-W020-2210	10/11/22	1004	BA5DC	TF	20	43			
BA5DC-W035-2210	10/11/22	1010	BA5DC	TF	38	43.1			
BA5DC-W035-2210-FD	10/11/22	1017	BA5DC	TF	38	43			

NOTES/COMMENTS:

TOTAL SAMPLES: 12

SAMPLER(S) SIGNATURE(S): Amy Howk

Project: Palos Verdes Shelf Remedial Action - MNR
PN: D3502300

SAMPLE COLLECTION LOG
WATER HIGH RESOLUTION

9191 S. Jamaica Street, Englewood, CO 80112
(925) 946-3100

DATE: 10/11/22

SAMPLE ID	DATE SAMPLED	TIME SAMPLED	SAMPLE LOCATION	SAMPLED BY	SAMPLE DEPTH (M)	TOTAL DEPTH (M)	LATITUDE	LONGITUDE	GPS ACCURACY
BA4DC-W05-2210	10/11/22	1037	BA4DC	TF	5	43	33.729297	-118.381710	
BA4DC-W020-2210	10/11/22	1045	BA4DC	TF	20	43	↓	↓	
BA4DC-W035-2210	10/11/22	1049	BA4DC	TF	38	43	↓	↓	
BA3DC-W05-2210	10/11/22	1110	BA3DC	TF	5	43.9	33.732626	-118.400840	
BA3DC-W020-2210	10/11/22	1116	BA3DC	TF	20	43.9	↓	↓	
BA3DC-W035-2210	10/11/22	1123	BA3DC	TF	38.5	43.9	↓	↓	
BA2DC-W05-2210	10/11/22	1147	BA2DC	TF	5	41	33.739798	-118.422072	
BA2DC-W020-2210	10/11/22	1153	BA2DC	TF	20	42	↓	↓	
BA2DC-W035-2210	10/11/22	1207	BA2DC	TF	37	~~41.9~~ 42 (AH)	↓	↓	
BA1DC-W05-2210 ~~BA2DC~~ (AH)	10/11/22	1237	BA1DC	TF	5	42	33.762574	-118.436976	
BA1DC-W05-2210-FD	10/11/22	1244	BA1DC	TF	5	42	↓	↓	
BA1DC-W020-2210	10/11/22	1249	BA1DC	TF	20	42	↓	↓	

NOTES/COMMENTS:

TOTAL SAMPLES: 12

SAMPLER(S) SIGNATURE(S): Amy Hawk

Project: Palos Verdes Shelf Remedial Action - MNR
PN: D3502300

SAMPLE COLLECTION LOG
WATER HIGH RESOLUTION

9191 S. Jamaica Street, Englewood, CO 80112
(925) 946-3100

DATE: 10/11/22

SAMPLE ID	DATE SAMPLED	TIME SAMPLED	SAMPLE LOCATION	SAMPLED BY	SAMPLE DEPTH (M)	TOTAL DEPTH (M)	LATITUDE	LONGITUDE	GPS ACCURACY
BAIDC-W035-2210	10/11/22	1257	BAIDC	TF	37	42	33.762574	-118.436976	
W1-W05-2210	10/11/22	1323	W1	TF	5	63.7	33.773690 ~~33.762574~~	-118.454502 ~~-118.436976~~	
W1-W030-2210	10/11/22	1330	W1	TF	30	63.4	↓	↓	
W1-W055-2210	10/11/22	1339	W1	TF	57.5	63			
W2-W05-2210	10/11/22	1411	W2	TF	5	200	33.762860	-118.461107	
W2-W0100-2210	10/11/22	1422	W2	TF	100	200	↓	↓	
W2-W0195-2210	10/11/22	1449 ~~1459~~ (A)	W2	TF	195	200			
EB-WQ1-2210	10/11/22	1530	Equip Blank	TF	N/A	N/A	N/A	N/A	

NOTES/COMMENTS:

TOTAL SAMPLES: 8

SAMPLER(S) SIGNATURE(S): Amy Hawk

Total # Samples 10/11/22 = 32 Samples

Project: Palos Verdes Shelf Remedial Action - MNR
PN: D3502300

SAMPLE COLLECTION LOG
WATER HIGH RESOLUTION

9191 S. Jamaica Street, Englewood, CO 80112
(925) 946-3100

DATE: 10/12/22

SAMPLE ID	DATE SAMPLED	TIME SAMPLED	SAMPLE LOCATION	SAMPLED BY	SAMPLE DEPTH (M)	TOTAL DEPTH (M)	LATITUDE	LONGITUDE	GPS ACCURACY
W4-W05-2210	10/12/22	0829	W4	TF	5	193	33.692667	-118.340282	
W4-W0100-2210	10/12/22	0838	W4	TF	100	190	33.692667		
~~W4-W0195-2210~~	~~10/12/22~~	~~0859~~	~~W4~~	~~TF~~	~~190~~	~~195~~	Bottle	Broke @ depth	
W4-W0195-2210	10/12/22	0948	W4	TF	188	193	↓	↓	
BA8B-W05-2210	10/12/22	1013	BA8B	TF	5	152	33.692166	-118.337406	
BA8B-W075-2210	10/12/22	1022	BA8B	TF	75	152	↓	↓	
BA8B-W0145-2210	10/12/22	1042	BA8B	TF	145	150	↓	↓	
BA8BC-W05-2210	10/12/22	1111	BA8BC	TF	5	99	33.693887	-118.336904	
BA8BC-W075-2210	10/12/22	1120	BA8BC	TF	75	99	↓	↓	
BA8BC-W095-2210	10/12/22	1134	BA8BC	TF	94	99	↓	↓	
BA7BC-W05-2210	10/12/22	1158	BA7BC	TF	5	99	33.701898	-118.350469	
BA7BC-W050-2210	10/12/22	1206	BA7BC	TF	50	99	↓	↓	

NOTES/COMMENTS:

TOTAL SAMPLES: 11

SAMPLER(S) SIGNATURE(S): Amy Houck

Project: Palos Verdes Shelf Remedial Action - MNR
PN: D3502300

SAMPLE COLLECTION LOG
WATER HIGH RESOLUTION

9191 S. Jamaica Street, Englewood, CO 80112
(925) 946-3100

DATE: 10/12/22

SAMPLE ID	DATE SAMPLED	TIME SAMPLED	SAMPLE LOCATION	SAMPLED BY	SAMPLE DEPTH (M)	TOTAL DEPTH (M)	LATITUDE	LONGITUDE	GPS ACCURACY
BA7BC-W095-2210	10/12/22	1227	BA7BC	TF	95	100	33.701898	-118.350869	
W3-W05-2210	10/12/22	1320	W3	TF	5	196	33.712637	-118.384585	
W3-W0100-2210	10/12/22	1329	W3	TF	100	196	↓	↓	
W3-W0195-2210	10/12/22	1349	W3	TF	191	196	↓	↓	
BA4B-W05-2210	10/12/22	1416	BA4B	TF	5	150	33.716713	-118.387306	
BA4B-W075-2210	10/12/22	1425	BA4B	TF	75	150	↓	↓	
BA4B-W0145-2210	10/12/22	1439	BA4B	TF	145	150	↓	↓	

NOTES/COMMENTS:

TOTAL SAMPLES: 7

SAMPLER(S) SIGNATURE(S): Amy Hawk

Total Samples on 10/12/22 = 18 samples

Project: Palos Verdes Shelf Remedial Action - MNR
PN: D3502300

SAMPLE COLLECTION LOG
WATER HIGH RESOLUTION

9191 S. Jamaica Street, Englewood, CO 80112
(925) 946-3100

DATE: 10/13/22

SAMPLE ID	DATE SAMPLED	TIME SAMPLED	SAMPLE LOCATION	SAMPLED BY	SAMPLE DEPTH (M)	TOTAL DEPTH (M)	LATITUDE	LONGITUDE	GPS ACCURACY
~~BA9C-W05-2210~~	10/13/22	0837	BA9C	TF	5	62.4	Early trigger		
BA9C-W030-2210	10/13/22	0844	BA9C	TF	30	63	33.688647	118.318308	
BA9C-W055-2210	10/13/22	0854	BA9C	TF	57	62.3			
BA9BC-W05-2210	10/13/22	0911	BA9BC	TF	5	100	33.683488	118.320871	
BA9BC-W050-2210	10/13/22	0919	BA9BC	TF	50	100			
BA9BC-W095-2210	10/13/22	0931	BA9BC	TF	(A.H) ~~95~~	100			
BA9B-W05-2210	10/13/22	0950	BA9B	TF	5	150	33.681503	118.321871	
BA9B-W075-2210	10/13/22	0958	BA9B	TF	75	150			
BA9B-W0145-2210	10/13/22	1011	BA9B	TF	145	150			
BA7B-W05-2210	10/13/22	1040	BA7B	TF	5	150	33.700800	118.351524	
BA7B-W075-2210	10/13/22	1048	BA7B	TF	75	150			
BA7B-W0145-2210	10/13/22	1107	BA7B	TF	145	150			

NOTES/COMMENTS:

TOTAL SAMPLES: 11

SAMPLER(S) SIGNATURE(S): Amy Hawk

Project: Palos Verdes Shelf Remedial Action - MNR
PN: D3502300

SAMPLE COLLECTION LOG
WATER HIGH RESOLUTION

9191 S. Jamaica Street, Englewood, CO 80112
(925) 946-3100

DATE: 10/13/22

SAMPLE ID	DATE SAMPLED	TIME SAMPLED	SAMPLE LOCATION	SAMPLED BY	SAMPLE DEPTH (M)	TOTAL DEPTH (M)	LATITUDE	LONGITUDE	GPS ACCURACY
BA6B-W05-2210	10/13/22	1127	BA6B	TF	5	143	33.703007	118.355800	
BA6B-W075-2210	10/13/22	1135	BA6B	TF	75	145			
BA6B-W0145-2210	10/13/22	1146	BA6B	TF	140	145			
BA9C-W05-2210	10/13/22	1214	BA9C	TF	5	62	33.688722	118.318292	
EB-WQ2-2210	10/13/22		Equip Blank	TF	N/A	N/A	—	—	

NOTES/COMMENTS:

TOTAL SAMPLES: 5

SAMPLER(S) SIGNATURE(S): Amy Hawk

Total samples for 10/13/22 = 16 samples

Project: Palos Verdes Shelf Remedial Action - MNR
PN: D3502300

SAMPLE COLLECTION LOG
WATER HIGH RESOLUTION

9191 S. Jamaica Street, Englewood, CO 80112
(925) 946-3100

DATE: 10/17/22

SAMPLE ID	DATE SAMPLED	TIME SAMPLED	SAMPLE LOCATION	SAMPLED BY	SAMPLE DEPTH (M)	TOTAL DEPTH (M)	LATITUDE	LONGITUDE	GPS ACCURACY
BASB-W05-2210	10/17/22	0826	BASB	TF	5	150	33.709031	-118.368020	
BASB-W075-2210	10/17/22	0835	BASB	TF	75	150	↓	↓	
BASB-W0145-2210	10/17/22	0848	BASB	TF	145	150	↓	↓	
BA3B-W05-2210	10/17/22	0917	BA3B	TF	5	152	33.723837	-118.407318	
BA3B-W080-2210	10/17/22	0924	BA3B	TF	80	152	↓	↓	
BA3B-W0145-2210	10/17/22	0936	BA3B	TF	147	152	↓	↓	
BA2B-W05-2210	10/17/22	0955	BA2B	TF	5	150	33.732475	-118.425838	
BA2B-W075-2210	10/17/22	1002	BA2B	TF	75	150	↓	↓	
BA2B-W0145-2210	10/17/22	1014	BA2B	TF	145	150	↓	↓	
BA1B-W05-2210	10/17/22	1037	BA1B	TF	5	153	33.749480	-118.446875	
BA1B-W075-2210	10/17/22	1044	BA1B	TF	75	153	↓	↓	
BA1B-W0145-2210	10/17/22	1056	BA1B	TF	148	153	↓	↓	

NOTES/COMMENTS:

TOTAL SAMPLES: 12

SAMPLER(S) SIGNATURE(S): Amy Houk

Project: Palos Verdes Shelf Remedial Action - MNR
PN: D3502300

SAMPLE COLLECTION LOG
WATER HIGH RESOLUTION

9191 S. Jamaica Street, Englewood, CO 80112
(925) 946-3100

DATE: 10/17/22

SAMPLE ID	DATE SAMPLED	TIME SAMPLED	SAMPLE LOCATION	SAMPLED BY	SAMPLE DEPTH (M)	TOTAL DEPTH (M)	LATITUDE	LONGITUDE	GPS ACCURACY
BA1C-W05-2210	10/17/22	1110	BA1C	TF	5	62	33.757305	-118.441041	
BA1C-W030-2210	10/17/22	1116	BA1C	TF	30	62	↓	↓	
BA1C-W055-2210	10/17/22	1123	BA1C	TF	56	62	↓	↓	
BA2C-W05-2210	10/17/22	1149	BA2C	TF	5	62.5	33.737663	-118.423188	
BA2C-W030-2210	10/17/22	1155	BA2C	TF	30	62.5	↓	↓	
BA2C-W055-2210	10/17/22	1202	BA2C	TF	58	62.5	↓	↓	
BA3C-W05-2210	10/17/22	1221	BA3C	TF	5	61	33.729986	-118.402536 ~~-118.402536~~ AH	
BA3C-W030-2210	10/17/22	1226	BA3C	TF	30	61	↓	↓	
BA3C-W055-2210	10/17/22	1234	BA3C	TF	56	61	↓	↓	
BA4C-W05-2210	10/17/22	1250	BA4C	TF	5	61	33.723346	-118.384684	
BA4C-W030-2210	10/17/22	1256	BA4C	TF	30	61	↓	↓	
BA4C-W055-2210	10/17/22	1304	BA4C	TF	56	61	↓	↓	
NOTES/COMMENTS:									

TOTAL SAMPLES: 12

SAMPLER(S) SIGNATURE(S): Amy Hawk

Project: Palos Verdes Shelf Remedial Action - MNR
PN: D3502300

SAMPLE COLLECTION LOG
WATER HIGH RESOLUTION

9191 S. Jamaica Street, Englewood, CO 80112
(925) 946-3100

DATE: 10/17/22

SAMPLE ID	DATE SAMPLED	TIME SAMPLED	SAMPLE LOCATION	SAMPLED BY	SAMPLE DEPTH (M)	TOTAL DEPTH (M)	LATITUDE	LONGITUDE	GPS ACCURACY
BA4C-W055-2210-FD	10/17/22	1312	BA4C	TF	57	62	33.723346	-118.384684	
BA4C-W055-2210-FD2	10/17/22	1320	BA4C	TF	57	62	↓	↓	
BA5C-W05-2210	10/17/22	1336	BA5C	TF	5	62.5	33.714677	-118.366022	
BA5C-W030-2210	10/17/22	1342	BA5C	TF	30	62.5	↓	↓	
BA5C-W055-2210	10/17/22	1350	BA5C	TF	58	62.5	↓	↓	
BA6C-W05-2210	10/17/22	1405	BA6C	TF	5	61.5	33.707832	-118.354006	
BA6C-W030-2210	10/17/22	1409	BA6C	TF	30	61.5	↓	↓	
BA6C-W055-2210	10/17/22	1417	BA6C	TF	57.5	61.5	↓	↓	
BA6BC-W05-2210	10/17/22	1429	BA6BC	TF	5	100	33.704075	-118.355413	
BA6BC-W050-2210	10/17/22	1436	BA6BC	TF	50	100	↓	↓	
BA6BC-W095-2210	10/17/22	1445	BA6BC	TF	95	100	↓	↓	
BA7C-W05-2210	10/17/22	1458	BA7C	TF	5	61	33.705145	-118.348706	

NOTES/COMMENTS:

TOTAL SAMPLES: 12

SAMPLER(S) SIGNATURE(S): Amy Howk

Project: Palos Verdes Shelf Remedial Action - MNR
PN: D3502300

SAMPLE COLLECTION LOG
WATER HIGH RESOLUTION

9191 S. Jamaica Street, Englewood, CO 80112
(925) 946-3100

DATE: 10/17/22

SAMPLE ID	DATE SAMPLED	TIME SAMPLED	SAMPLE LOCATION	SAMPLED BY	SAMPLE DEPTH (M)	TOTAL DEPTH (M)	LATITUDE	LONGITUDE	GPS ACCURACY
BA7C-W030-2210	10/17/22	1504	BA7C	TF	30	61	33.705145	-118.348706	
BA7C-W055-2210	10/17/22	1511	BA7C	TF	56	61	↓	↓	
BA8C-W05-2210	10/17/22	1525	BA8C	TF	5	62	33.698486	-118.335675	
BA8C-W030-~~30~~-2210	10/17/22	1531	BA8C	TF	30	62	↓	↓	
BA8C-W055-2210	10/17/22	1538	BA8C	TF	57	62	↓	↓	
BA8C-W055-2210-FD	10/17/22	1546	BA8C	TF	57	62	↓	↓	
BA8C-W055-2210-FD2	10/17/22	1554	BA8C	TF	57	62	↓	↓	

NOTES/COMMENTS:

TOTAL SAMPLES: 7

SAMPLER(S) SIGNATURE(S): Amy Hawk

Total # of Samples 10/17/22 = 43 Samples

Project: Palos Verdes Shelf Remedial Action - MNR
PN: D3502300

SAMPLE COLLECTION LOG
WATER HIGH RESOLUTION

9191 S. Jamaica Street, Englewood, CO 80112
(925) 946-3100

DATE: 10/18/22

SAMPLE ID	DATE SAMPLED	TIME SAMPLED	SAMPLE LOCATION	SAMPLED BY	SAMPLE DEPTH (M)	TOTAL DEPTH (M)	LATITUDE	LONGITUDE	GPS ACCURACY
BA10DC-WQ35-2210	10/18/22	0800	BA10DC	TF	38	42.5	33.685489	-118.291481	
BA9B-WQ145-2210	10/18/22	0832	BA9B	TF	145	150	33.681471	-118.321853	
EB-WQ3-2210	10/18/22	0845	Equip Blank	TF	N/A	N/A	—	—	
T11-WQ5-2210	10/18/22	1031	T11	TF	5	62	33.600926	-118.086685	
T11-WQ30-2210	10/18/22	1037	T11	TF	30	62	↓	↓	
T11-WQ55-2210	10/18/22	1045	T11	TF	57	62	↓	↓	

NOTES/COMMENTS:

TOTAL SAMPLES: 6

SAMPLER(S) SIGNATURE(S): Amy Hawk

Project: Palos Verdes Shelf Remedial Action - MNR
PN: D3502300

SAMPLE COLLECTION LOG
WATER HIGH RESOLUTION

9191 S. Jamaica Street, Englewood, CO 80112
(925) 946-3100

DATE: _____ PAGE 1 OF 1

SAMPLE ID	DATE SAMPLED	TIME SAMPLED	SAMPLE LOCATION	SAMPLED BY	SAMPLE DEPTH (M)	TOTAL DEPTH (M)	LATITUDE	LONGITUDE	GPS ACCURACY
BASB-W0145-2210	10/25	0912	BASB	TF	146	151	33.7089483	118,368046	

NOTES/COMMENTS: Sample 3 bottles at this location to mitigate against shipping breakage.

TOTAL SAMPLES: 3

SAMPLER(S) SIGNATURE(S): _____

Appendix B.4
Passive Sampler Collection Log

Appendix B4: Passive Sampler Collection Log
Second MNR Report
Palos Verdes Shelf
Los Angeles County, California

Sample Location	Sample ID	Sampler Type	Date Deployed	Date Retrieved	Sample Depth (m)	Depth Type	Total Depth (m)	Latitude	Longitude	Notes
BA1C	BA1C-PE5-2210	PE	9/7/2022	Lost	5	5 m below surface	60	33.75733	-118.44100	Sampler not found during retrieval
BA1C	BA1C-PE30-2210	PE	9/7/2022	Lost	30	mid-depth	60	33.75733	-118.44100	Sampler not found during retrieval
BA1C	BA1C-PE55-2210	PE	9/7/2022	Lost	55	5 m above sediment	60	33.75733	-118.44100	Sampler not found during retrieval
BA3C	BA3C-PE5-2210	PE	9/7/2022	10/5/2022	5	5 m below surface	60	33.73000	-118.40250	--
BA3C	BA3C-PE30-2210	PE	9/7/2022	10/5/2022	30	mid-depth	60	33.73000	-118.40250	--
BA3C	BA3C-PE55-2210	PE	9/7/2022	10/5/2022	55	5 m above sediment	60	33.73000	-118.40250	--
BA4C	BA4C-PE5-2210	PE	9/7/2022	Lost	5	5 m below surface	60	33.72333	-118.38467	Sampler not found during retrieval
BA4C	BA4C-PE30-2210	PE	9/7/2022	Lost	30	mid-depth	60	33.72333	-118.38467	Sampler not found during retrieval
BA4C	BA4C-PE55-2210	PE	9/7/2022	Lost	55	5 m above sediment	60	33.72333	-118.38467	Sampler not found during retrieval
BA4C	BA4C-SPME5-2210	SPME	9/7/2022	Lost	5	5 m below surface	60	33.72333	-118.38467	Sampler not found during retrieval
BA4C	BA4C-SPME30-2210	SPME	9/7/2022	Lost	30	mid-depth	60	33.72333	-118.38467	Sampler not found during retrieval
BA4C	BA4C-SPME55-2210	SPME	9/7/2022	Lost	55	5 m above sediment	60	33.72333	-118.38467	Sampler not found during retrieval
BA5C	BA5C-PE5-2210	PE	9/7/2022	10/5/2022	5	5 m below surface	60	33.71467	-118.36600	--
BA5C	BA5C-PE30-2210	PE	9/7/2022	10/5/2022	30	mid-depth	60	33.71467	-118.36600	--
BA5C	BA5C-PE55-2210	PE	9/7/2022	10/5/2022	55	5 m above sediment	60	33.71467	-118.36600	--
BA5DC	BA5DC-PE5-2210	PE	9/7/2022	10/5/2022	5	5 m below surface	40	33.72050	-118.36383	--
BA5DC	BA5DC-PE30-2210	PE	9/7/2022	10/5/2022	30	mid-depth	40	33.72050	-118.36383	--
BA5DC	BA5DC-PE35-2210	PE	9/7/2022	10/5/2022	35	5 m above sediment	40	33.72050	-118.36383	--
BA7C	BA7C-PE5-2210	PE	9/7/2022	10/5/2022	5	5 m below surface	60	33.70517	-118.34867	One triplicate lost during deployment
BA7C	BA7C-PE30-2210	PE	9/7/2022	10/5/2022	30	mid-depth	60	33.70517	-118.34867	--
BA7C	BA7C-PE55-2210	PE	9/7/2022	10/5/2022	55	5 m above sediment	60	33.70517	-118.34867	--
BA7C	BA7C-SPME5-2210	SPME	9/7/2022	10/5/2022	5	5 m below surface	60	33.70517	-118.34867	--
BA7C	BA7C-SPME30-2210	SPME	9/7/2022	10/5/2022	30	mid-depth	60	33.70517	-118.34867	--
BA7C	BA7C-SPME55-2210	SPME	9/7/2022	10/5/2022	55	5 m above sediment	60	33.70517	-118.34867	--
BA7DC	BA7DC-PE5-2210	PE	9/7/2022	Lost	5	5 m below surface	40	33.70950	-118.34550	Sampler not found during retrieval
BA7DC	BA7DC-PE30-2210	PE	9/7/2022	Lost	30	mid-depth	40	33.70950	-118.34550	Sampler not found during retrieval
BA7DC	BA7DC-PE55-2210	PE	9/7/2022	Lost	55	5 m above sediment	40	33.70950	-118.34550	Sampler not found during retrieval
BA8C	BA8C-PE5-2210	PE	9/7/2022	Lost	5	5 m below surface	60	33.69850	-118.33567	Sampler not found during retrieval
BA8C	BA8C-PE30-2210	PE	9/7/2022	Lost	30	mid-depth	60	33.69850	-118.33567	Sampler not found during retrieval
BA8C	BA8C-PE55-2210	PE	9/7/2022	Lost	55	5 m above sediment	60	33.69850	-118.33567	Sampler not found during retrieval
BA8C	BA8C-SPME5-2210	SPME	9/7/2022	Lost	5	5 m below surface	60	33.69850	-118.33567	Sampler not found during retrieval
BA8C	BA8C-SPME30-2210	SPME	9/7/2022	Lost	30	mid-depth	60	33.69850	-118.33567	Sampler not found during retrieval
BA8C	BA8C-SPME55-2210	SPME	9/7/2022	Lost	55	5 m above sediment	60	33.69850	-118.33567	Sampler not found during retrieval
BA8DC	BA8DC-PE5-2210	PE	9/8/2022	10/6/2022	5	5 m below surface	40	33.70367	-118.33183	--
BA8DC	BA8DC-PE30-2210	PE	9/8/2022	10/6/2022	30	mid-depth	40	33.70367	-118.33183	--
BA8DC	BA8DC-PE35-2210	PE	9/8/2022	10/6/2022	35	5 m above sediment	40	33.70367	-118.33183	--
BA9C	BA9C-PE5-2210	PE	9/7/2022	10/5/2022	5	5 m below surface	60	33.68867	-118.31833	--
BA9C	BA9C-PE30-2210	PE	9/7/2022	10/5/2022	30	mid-depth	60	33.68867	-118.31833	One triplicate lost during deployment
BA9C	BA9C-PE55-2210	PE	9/7/2022	10/5/2022	55	5 m above sediment	60	33.68867	-118.31833	--
BA9C	BA9C-SPME5-2210	SPME	9/7/2022	10/5/2022	5	5 m below surface	60	33.68867	-118.31833	--
BA9C	BA9C-SPME30-2210	SPME	9/7/2022	10/5/2022	30	mid-depth	60	33.68867	-118.31833	--
BA9C	BA9C-SPME55-2210	SPME	9/7/2022	10/5/2022	55	5 m above sediment	60	33.68867	-118.31833	--
BA9DC	BA9DC-PE5-2210	PE	9/8/2022	10/6/2022	5	5 m below surface	40	33.69617	-118.31467	--
BA9DC	BA9DC-PE30-2210	PE	9/8/2022	10/6/2022	30	mid-depth	40	33.69617	-118.31467	--
BA9DC	BA9DC-PE35-2210	PE	9/8/2022	10/6/2022	35	5 m above sediment	40	33.69617	-118.31467	--
T11	T11-PE5-2210	PE	9/8/2022	10/6/2022	5	5 m below surface	60	33.60092	-118.08665	--
T11	T11-PE30-2210	PE	9/8/2022	10/6/2022	30	mid-depth	60	33.60092	-118.08665	--
T11	T11-PE55-2210	PE	9/8/2022	10/6/2022	55	5 m above sediment	60	33.60092	-118.08665	--
T11	T11-SPME5-2210	SPME	9/8/2022	10/6/2022	5	5 m below surface	60	33.60092	-118.08665	--

Appendix B4: Passive Sampler Collection Log
Second MNR Report
Palos Verdes Shelf
Los Angeles County, California

Sample Location	Sample ID	Sampler Type	Date Deployed	Date Retrieved	Sample Depth (m)	Depth Type	Total Depth (m)	Latitude	Longitude	Notes
T11	T11-SPME30-2210	SPME	9/8/2022	10/6/2022	30	mid-depth	60	33.60092	-118.08665	--
T11	T11-SPME55-2210	SPME	9/8/2022	10/6/2022	55	5 m above sediment	60	33.60092	-118.08665	--
W1	W1-PE5-2210	PE	9/7/2022	Lost	5	5 m below surface	60	33.77369	-118.45452	Sampler not found during retrieval
W1	W1-PE30-2210	PE	9/7/2022	Lost	30	mid-depth	60	33.77369	-118.45452	Sampler not found during retrieval
W1	W1-PE55-2210	PE	9/7/2022	Lost	55	5 m above sediment	60	33.77369	-118.45452	Sampler not found during retrieval
W2	W2-PE5-2210	PE	9/7/2022	10/5/2022	5	5 m below surface	200	33.76282	-118.46111	--
W2	W2-PE30-2210	PE	9/7/2022	10/5/2022	30	30 m depth	200	33.76282	-118.46111	--
W2	W2-PE100-2210	PE	9/7/2022	10/5/2022	100	mid-depth	200	33.76282	-118.46111	--
W2	W2-PE195-2210	PE	9/7/2022	10/5/2022	195	5 m above sediment	200	33.76282	-118.46111	--
W3	W3-PE5-2210	PE	9/7/2022	10/5/2022	5	5 m below surface	200	33.71255	-118.38464	--
W3	W3-PE30-2210	PE	9/7/2022	10/5/2022	30	30 m depth	200	33.71255	-118.38464	--
W3	W3-PE100-2210	PE	9/7/2022	10/5/2022	100	mid-depth	200	33.71255	-118.38464	--
W3	W3-PE195-2210	PE	9/7/2022	10/5/2022	195	5 m above sediment	200	33.71255	-118.38464	One triplicate lost during deployment
W3	W3-SPME5-2210	SPME	9/7/2022	10/5/2022	5	5 m below surface	200	33.71255	-118.38464	--
W3	W3-SPME30-2210	SPME	9/7/2022	10/5/2022	30	30 m depth	200	33.71255	-118.38464	--
W3	W3-SPME100-2210	SPME	9/7/2022	10/5/2022	100	mid-depth	200	33.71255	-118.38464	--
W3	W3-SPME195-2210	SPME	9/7/2022	10/5/2022	195	5 m above sediment	200	33.71255	-118.38464	--
W4	W4-PE5-2210	PE	9/7/2022	10/5/2022	5	5 m below surface	200	33.69168	-118.34057	--
W4	W4-PE30-2210	PE	9/7/2022	10/5/2022	30	30 m depth	200	33.69168	-118.34057	--
W4	W4-PE100-2210	PE	9/7/2022	10/5/2022	100	mid-depth	200	33.69168	-118.34057	--
W4	W4-PE195-2210	PE	9/7/2022	10/5/2022	195	5 m above sediment	200	33.69168	-118.34057	--
W5	W5-PE5-2210	PE	9/8/2022	Lost	5	5 m below surface	60	33.66803	-118.29453	Sampler not found during retrieval
W5	W5-PE30-2210	PE	9/8/2022	Lost	30	mid-depth	60	33.66803	-118.29453	Sampler not found during retrieval
W5	W5-PE55-2210	PE	9/8/2022	Lost	55	5 m above sediment	60	33.66803	-118.29453	Sampler not found during retrieval

m = meter
PE = polyethylene
SPME = solid-phase microextraction

Appendix B.5
Fish Collection Logs - Seaventures

Collection Data Sheet
EPA Fish Sampling Event 2022
Palos Verdes Shelf

Date: 5/25/22

Recorder: C. Clark

Common name: Sand Bass

Fish collection area: Huntington Flats

Number	Sample ID	Total length (mm)	Std length (mm)	Catch method	Latitude	Longtitude	Comments	weight	Entry pers.	TIME
~~1~~	~~HF FT 38 001 W~~									
1	HF-001	530	470	H&L	33°38.7192	118°06.1252	HF-FT-38-001-W 2205	4.550	lbs	1430
2	HF-002	580	490	H&L	33 38.815	118 06.025		6.80	lbs	0900
3	HF-003	420	350	H&L	33 38.815	118 06.025		1.60	lbs	0930
4	HF 004	400	340	H&L	33 38.815	118 06.025		1.50	lbs	0940
5	HF 005	370	320	trap	33 38.821	118 06.056		1.37	lbs	1200
6	HF 006	431	370	trap	33 38.821	118 06.056		2.13	lbs	1200
7	HF 007	400	343	trap	33 38 936	118 06 180		1.55	lbs	1300
8	HF 008	435	380	trap	33 38 936	118 06 180		2.30	lbs	1300
9	HF 009	468	405	trap	33 38 936	118 06 180		2.58	lbs	1300
10	HF 010	373	320	H&L	33 38 936	118 06 180		1.25	lbs	1430
* 11	HF 011									
12	HF 012	408	357	trap	33 38 887	118 06 103		1.96	lbs	1530
13	HF 013	365	312	trap	33 38 887	118 06 103		1.34	lbs	1530
14	HF 014	440	380	trap	33 38 887	118 06 103		2.14	lbs	1530
15	HF 015	441	370	trap	33 38 887	118 06 103		2.28	lbs	1530
16	HF 016	420	360	trap	33 38 870	118 06 016		1.65	lbs	1550
17	HF 017	363	312	trap	33 38 870	118 06 016		1.14	lbs	1550
18	HF 018	373	325	trap	33 38 870	118 06 016		1.47	lbs	1550

RELINQUISHED BY: _____ (Printed Name) _____ (Signature)
_____ (Company) _____ (Date/Time)
RECEIVED BY: _____ (Printed Name) _____ (Signature)
_____ (Company) _____ (Date/Time)

RELINQUISHED BY: _____ (Printed Name) _____ (Signature)
_____ (Company) _____ (Date/Time)
RECEIVED BY: _____ (Printed Name) _____ (Signature)
_____ (Company) _____ (Date/Time)

RELINQUISHED BY: _____ (Printed Name) _____ (Signature)
_____ (Company) _____ (Date/Time)
RECEIVED BY: _____ (Printed Name) _____ (Signature)
_____ (Company) _____ (Date/Time)

Note: For the first fish of a species from a specific fish collection area, record the date, catch method, and global positioning system (GPS) readings. For successive fish from that area, continue a line down in each of these columns.

Collection Data Sheet
EPA Fish Sampling Event 2022
Palos Verdes Shelf

Date: 27 May 2022

Recorder: C. Clark

Common name: Barred Sand Bass

Fish collection area: Huntington Flats

Number	Sample ID	Total length (mm)	Std length (mm)	Catch method	Latitude	Longitude	Weight	DATE Comments	Time	Entry pers.
11	HF-011	460	390	H&L	33 38.885	118 06.160	2.66 lbs	5/27/22	0930	C. Clark
19	HF-019	365	310	H&L	33 38.868	118 06.143	1.16 lbs		1030	
20	HF-020	370	325	H&L	33 38.885	118 06.160	1.17 lbs		1115	
21	HF-021	420	355	Trap	33 38.887	118 06.103	1.97 lbs		1000	
22	HF-022	480	410	Trap	↓	↓	2.17 lbs		1000	
23	HF-023	360	303	Trap			1.07 lbs		1000	
24	HF-024	445	380	Trap	33 38.919	118 06.184	2.36 lbs		1015	
25	HF-025	490	415	Trap	33 38.804	118 06.002	2.70 lbs		1130	
26	HF-026	370	310	Trap	↓	↓	1.22 lbs		1130	
27	HF-027	400	340	Trap			1.69 lbs		1130	
28	HF-028	470	400	Trap	33 38.835	118 06.053	2.64 lbs		1145	
29	HF-029	472	398	Trap	33 38.890	118 06.100	2.36 lbs		1200	
30	HF-030	527	442	Trap	↓	↓	3.33 lbs		1200	
31	HF-031	375	320	Trap			1.34 lbs	↓	1200	↓

RELINQUISHED BY: _____ (Printed Name) _____ (Signature)
_____ (Company) _____ (Date/Time)
RECEIVED BY: _____ (Printed Name) _____ (Signature)
_____ (Company) _____ (Date/Time)

RELINQUISHED BY: _____ (Printed Name) _____ (Signature)
_____ (Company) _____ (Date/Time)
RECEIVED BY: _____ (Printed Name) _____ (Signature)
_____ (Company) _____ (Date/Time)

RELINQUISHED BY: _____ (Printed Name) _____ (Signature)
_____ (Company) _____ (Date/Time)
RECEIVED BY: _____ (Printed Name) _____ (Signature)
_____ (Company) _____ (Date/Time)

Note: For the first fish of a species from a specific fish collection area, record the date, catch method, and global positioning system (GPS) readings. For successive fish from that area, continue a line down in each of these columns.

Collection Data Sheet
EPA Fish Sampling Event 2022
Palos Verdes Shelf

Date: 5/29/22

Recorder: C. Clark

Common name: Sand Bass

Fish collection area: ~~Redondo~~ Flats

Number	Sample ID	Total length (mm)	Std length (mm)	Catch method	Latitude	Longtitude	Time	DATE	Comments	Weight (lbs)	Entry pers.
1	RF-001	490	430	H&L	33 51.266	118 24.916	0800	5/29/22		3.88 lbs	C. Clard
2	RF-002	420	350	H&L	↓	↓	0830	5/29/22		2.12 lbs	↓
3	RF-003	368	305	H&L	33 51.243	118 24.894	0830	5/30/22		1.25 lbs	C. Clark
4	RF-004	380	320				0840			1.45 lbs	
5	RF-005	388	323				0900			1.48 lbs	
6	RF-006	367	315				0930			1.41 lbs	
7	RF-007	358	295				1000			1.14 lbs	
8	RF-008	369	315				1015			1.35 lbs	
9	RF-009	480	405				1030			3.38 lbs	
10	RF-010	385	315				1115			1.62 lbs	
11	RF-011	375	315				1200			1.44 lbs	
12	RF-012	510	440				1230			3.28 lbs	
13	RF-013	400	340				1300			1.67 lbs	
14	RF-014	368	312				1330			1.45 lbs	
15	RF-015	380	325				1335			1.35 lbs	
16	RF-016	392	325				1400			1.53 lbs	
17	RF-017	368	305				1415			1.45 lbs	
19	RF-018	362	305	↓	↓	↓	1430	↓		1.44 lbs	↓

RELINQUISHED BY: _____ (Printed Name) _____ (Signature)
_____ (Company) _____ (Date/Time)
RECEIVED BY: _____ (Printed Name) _____ (Signature)
_____ (Company) _____ (Date/Time)

RELINQUISHED BY: _____ (Printed Name) _____ (Signature)
_____ (Company) _____ (Date/Time)
RECEIVED BY: _____ (Printed Name) _____ (Signature)
_____ (Company) _____ (Date/Time)

RELINQUISHED BY: _____ (Printed Name) _____ (Signature)
_____ (Company) _____ (Date/Time)
RECEIVED BY: _____ (Printed Name) _____ (Signature)
_____ (Company) _____ (Date/Time)

Note: For the first fish of a species from a specific fish collection area, record the date, catch method, and global positioning system (GPS) readings. For successive fish from that area, continue a line down in each of these columns.

Collection Data Sheet
EPA Fish Sampling Event 2022
Palos Verdes Shelf

Date: 5/31/22 & 6/1/22

Recorder: C. Clark

Common name: Sand Bass

Fish collection area: Redondo Flats

Number	Sample ID	Total length (mm)	Std length (mm)	Catch method	Latitude	Longtitude	Time	DATE	Comments	Weight (lbs)	Entry pers.
19	RF-019	426	365	H&L	33 51.245	118 24.889	1030	5/31/22		2.30 lbs	C. Clark
20	RF-020	391	330	Trap	33 51.234	118 24.872	1100			1.82 lbs	
21	RF-021	402	356	H&L	33 51.243	118 24.889	1400			1.78 lbs	
22	RF-022	357	305	H&L			1430			1.13 lbs	
23	RF-023	386	325	H&L			1545			1.70 lbs	
24	RF-024	407	337	H&L			1615			1.87 lbs	
25	RF-025	362	305	H&L			1730			1.20 lbs	
26	RF-026	357	295	H&L	33 51.226	118 24.884	1100	6/1/22		1.19 lbs	C. Clark
27	RF-027	437	370	H&L			1115			2.42 lbs	
28	RF-028	395	333	H&L			1200			1.77 lbs	
29	RF-029	357	300	H&L			1300			1.21 lbs	
30	RF-030	382	330	H&L			1330			1.73 lbs	

RELINQUISHED BY: _____ (Printed Name) _____ (Signature)
_____ (Company) _____ (Date/Time)
RECEIVED BY: _____ (Printed Name) _____ (Signature)
_____ (Company) _____ (Date/Time)

RELINQUISHED BY: _____ (Printed Name) _____ (Signature)
_____ (Company) _____ (Date/Time)
RECEIVED BY: _____ (Printed Name) _____ (Signature)
_____ (Company) _____ (Date/Time)

RELINQUISHED BY: _____ (Printed Name) _____ (Signature)
_____ (Company) _____ (Date/Time)
RECEIVED BY: _____ (Printed Name) _____ (Signature)
_____ (Company) _____ (Date/Time)

Note: For the first fish of a species from a specific fish collection area, record the date, catch method, and global positioning system (GPS) readings. For successive fish from that area, continue a line down in each of these columns.

Collection Data Sheet
EPA Fish Sampling Event ~~2022~~ 2023
Palos Verdes Shelf

1 of 2

Date: 1/21 & 1/22

Recorder: C. Clark

Common name: White Croaker

Fish collection area: Redondo Flat

Please add a column with time here

Number	Sample ID	~~Total length (mm)~~	~~Std length (mm)~~	Catch method	Latitude	Longitude	DATE	Comments	Entry pers.	Time
001	RF-FT-WC-001-W-2301			Trawl	33 51 584	118 24 508	~~[illegible]~~			1100
002	002				33 51 839	118 04 493	1/21/23			1345
003	003									
004	004									
005	005									
006	006				33 51 085	118 24 555				1620
007	007									
008	008									
009	009									
010	010									
011	011									
012	012									
013	013									
014	014									
015	015									
016	016				33 51 841	118 24 622				1730
017	017									
018	018									
019	019									
020	020									

RELINQUISHED BY: Chris Clark (Printed Name) [signature] (Signature)
Seaventures (Company) _____ (Date/Time)

RECEIVED BY: _____ (Printed Name) _____ (Signature)
_____ (Company) _____ (Date/Time)

RELINQUISHED BY: _____ (Printed Name) _____ (Signature)
_____ (Company) _____ (Date/Time)

RECEIVED BY: _____ (Printed Name) _____ (Signature)
_____ (Company) _____ (Date/Time)

RELINQUISHED BY: _____ (Printed Name) _____ (Signature)
_____ (Company) _____ (Date/Time)

RECEIVED BY: _____ (Printed Name) _____ (Signature)
_____ (Company) _____ (Date/Time)

the first fish of a species from a specific fish collection area, record the date, catch method, and global positioning system (GPS) readings. For successive fish
rea, continue a line down in each of these columns.

Collection Data Sheet
EPA Fish Sampling Event 2022
Palos Verdes Shelf

Date: 1/21 & 1/22

Recorder: C. Clark

Common name: White Croaker

Fish collection area: Redondo Flats

Please add a column with time here

Number	Sample ID	Total length (mm)	Std length (mm)	Catch method	Latitude	Longitude	DATE	Comments	Entry pers.	Time
021	RF-FT-WC-021-W-2301			Trawl	33 51 841	118 24 622	1/21/23			1730
022	022									
023	023									
024	024									
025	025				33 51.572	118 24 501	1/22/23			1100
026	026									
027	027									
028	028									
029	029									
030	030									

RELINQUISHED BY: Chris Clark (Printed Name) Clark (Signature)
Scaventures (Company) (Date/Time)
RECEIVED BY: (Printed Name) (Signature)
(Company) (Date/Time)

RELINQUISHED BY: (Printed Name) (Signature)
(Company) (Date/Time)
RECEIVED BY: (Printed Name) (Signature)
(Company) (Date/Time)

RELINQUISHED BY: (Printed Name) (Signature)
(Company) (Date/Time)
RECEIVED BY: (Printed Name) (Signature)
(Company) (Date/Time)

Note: For the first fish of a species from a specific fish collection area, record the date, catch method, and global positioning system (GPS) readings. For successive fish from that area, continue a line down in each of these columns.

Appendix B.6
Fish Collection Table - LACSD

Appendix B6: Fish Collection Log, LACSD

Site	Species	Date	Time	Sample ID	Event ID	Standard Length (mm)	Total Length (mm)	Weight (g)	Catch Method	Latitude	Longitude	Comments
Breakwall Zone	Genyonemus lineatus	11/18/2022	17:22:25	BW-FT-WC-001-W-2211	E221118223	146	175	70	TRAWL	33.70303	-118.18048	Lots of small White Croaker
Breakwall Zone	Genyonemus lineatus	11/18/2022	17:22:25	BW-FT-WC-002-W-2211	E221118223	155	179	85	TRAWL	33.70303	-118.18048	Lots of small White Croaker
Breakwall Zone	Genyonemus lineatus	11/18/2022	17:22:25	BW-FT-WC-003-W-2211	E221118223	151	182	90	TRAWL	33.70303	-118.18048	Lots of small White Croaker
Breakwall Zone	Genyonemus lineatus	11/18/2022	17:22:25	BW-FT-WC-004-W-2211	E221118223	141	173	60	TRAWL	33.70303	-118.18048	Lots of small White Croaker
Breakwall Zone	Genyonemus lineatus	11/18/2022	17:22:25	BW-FT-WC-005-W-2211	E221118223	147	178	90	TRAWL	33.70303	-118.18048	Lots of small White Croaker
Breakwall Zone	Genyonemus lineatus	11/18/2022	17:22:25	BW-FT-WC-006-W-2211	E221118223	147	178	70	TRAWL	33.70303	-118.18048	Lots of small White Croaker
Breakwall Zone	Genyonemus lineatus	11/18/2022	17:22:25	BW-FT-WC-007-W-2211	E221118223	147	178	60	TRAWL	33.70303	-118.18048	Lots of small White Croaker
Breakwall Zone	Genyonemus lineatus	11/18/2022	17:22:25	BW-FT-WC-008-W-2211	E221118223	146	177	70	TRAWL	33.70303	-118.18048	Lots of small White Croaker
Breakwall Zone	Genyonemus lineatus	11/18/2022	17:22:25	BW-FT-WC-009-W-2211	E221118223	135	162	45	TRAWL	33.70303	-118.18048	Lots of small White Croaker
Breakwall Zone	Genyonemus lineatus	11/18/2022	17:22:25	BW-FT-WC-010-W-2211	E221118223	135	165	55	TRAWL	33.70303	-118.18048	Lots of small White Croaker
Breakwall Zone	Genyonemus lineatus	11/18/2022	17:22:25	BW-FT-WC-011-W-2211	E221118223	145	176	60	TRAWL	33.70303	-118.18048	Lots of small White Croaker
Breakwall Zone	Genyonemus lineatus	11/18/2022	17:22:25	BW-FT-WC-012-W-2211	E221118223	142	175	70	TRAWL	33.70303	-118.18048	Lots of small White Croaker
Breakwall Zone	Genyonemus lineatus	11/18/2022	17:22:25	BW-FT-WC-013-W-2211	E221118223	155	189	80	TRAWL	33.70303	-118.18048	Lots of small White Croaker
Breakwall Zone	Genyonemus lineatus	11/18/2022	17:22:25	BW-FT-WC-014-W-2211	E221118223	143	174	60	TRAWL	33.70303	-118.18048	Lots of small White Croaker
Breakwall Zone	Genyonemus lineatus	11/18/2022	17:22:25	BW-FT-WC-015-W-2211	E221118223	155	189	75	TRAWL	33.70303	-118.18048	Lots of small White Croaker
Breakwall Zone	Genyonemus lineatus	11/18/2022	17:22:25	BW-FT-WC-016-W-2211	E221118223	137	167	60	TRAWL	33.70303	-118.18048	Lots of small White Croaker
Breakwall Zone	Genyonemus lineatus	11/18/2022	17:22:25	BW-FT-WC-017-W-2211	E221118223	147	177	65	TRAWL	33.70303	-118.18048	Lots of small White Croaker
Breakwall Zone	Genyonemus lineatus	11/18/2022	17:22:25	BW-FT-WC-018-W-2211	E221118223	142	173	55	TRAWL	33.70303	-118.18048	Lots of small White Croaker
Breakwall Zone	Genyonemus lineatus	11/18/2022	17:22:25	BW-FT-WC-019-W-2211	E221118223	136	165	50	TRAWL	33.70303	-118.18048	Lots of small White Croaker
Breakwall Zone	Genyonemus lineatus	11/18/2022	17:22:25	BW-FT-WC-020-W-2211	E221118223	146	179	75	TRAWL	33.70303	-118.18048	Lots of small White Croaker
Breakwall Zone	Genyonemus lineatus	11/18/2022	17:22:25	BW-FT-WC-021-W-2211	E221118223	138	170	60	TRAWL	33.70303	-118.18048	Lots of small White Croaker
Breakwall Zone	Genyonemus lineatus	11/18/2022	17:22:25	BW-FT-WC-022-W-2211	E221118223	142	173	65	TRAWL	33.70303	-118.18048	Lots of small White Croaker
Breakwall Zone	Genyonemus lineatus	11/18/2022	17:22:25	BW-FT-WC-023-W-2211	E221118223	137	165	60	TRAWL	33.70303	-118.18048	Lots of small White Croaker
Breakwall Zone	Genyonemus lineatus	11/18/2022	17:22:25	BW-FT-WC-024-W-2211	E221118223	137	165	45	TRAWL	33.70303	-118.18048	Lots of small White Croaker
Breakwall Zone	Genyonemus lineatus	11/18/2022	17:22:25	BW-FT-WC-025-W-2211	E221118223	149	180	70	TRAWL	33.70303	-118.18048	Lots of small White Croaker
Breakwall Zone	Genyonemus lineatus	11/18/2022	17:22:25	BW-FT-WC-026-W-2211	E221118223	143	173	60	TRAWL	33.70303	-118.18048	Lots of small White Croaker
Breakwall Zone	Genyonemus lineatus	11/18/2022	17:22:25	BW-FT-WC-027-W-2211	E221118223	143	175	55	TRAWL	33.70303	-118.18048	Lots of small White Croaker
Breakwall Zone	Genyonemus lineatus	11/18/2022	17:22:25	BW-FT-WC-028-W-2211	E221118223	139	168	55	TRAWL	33.70303	-118.18048	Lots of small White Croaker
Breakwall Zone	Genyonemus lineatus	11/18/2022	17:22:25	BW-FT-WC-029-W-2211	E221118223	140	168	60	TRAWL	33.70303	-118.18048	Lots of small White Croaker
Breakwall Zone	Genyonemus lineatus	11/18/2022	17:22:25	BW-FT-WC-030-W-2211	E221118223	137	168	50	TRAWL	33.70303	-118.18048	Lots of small White Croaker
Breakwall Zone	Paralabrax nebulifer	6/8/2022	11:06:03	BW-FT-SB-001-W-2206	E220608633	293	359	525	HOOK&LINE	33.68649	-118.18394	Maggie's Rock; 4 Short sand basses
Breakwall Zone	Paralabrax nebulifer	6/8/2022	11:06:03	BW-FT-SB-002-W-2206	E220608633	296	362	600	HOOK&LINE	33.68649	-118.18394	Maggie's Rock; 4 Short sand basses
Breakwall Zone	Paralabrax nebulifer	6/8/2022	11:06:03	BW-FT-SB-003-W-2206	E220608633	335	409	850	HOOK&LINE	33.68649	-118.18394	Maggie's Rock; 4 Short sand basses
Breakwall Zone	Paralabrax nebulifer	6/8/2022	11:06:03	BW-FT-SB-004-W-2206	E220608633	351	430	1025	HOOK&LINE	33.68649	-118.18394	Maggie's Rock; 4 Short sand basses
Breakwall Zone	Paralabrax nebulifer	6/8/2022	11:06:03	BW-FT-SB-005-W-2206	E220608633	304	380	650	HOOK&LINE	33.68649	-118.18394	Maggie's Rock; 4 Short sand basses
Breakwall Zone	Paralabrax nebulifer	6/8/2022	14:15:35	BW-FT-SB-006-W-2206	E220608639	312	398	720	TRAP	33.69421	-118.18347	Bouy wreck #1
Breakwall Zone	Paralabrax nebulifer	6/8/2022	14:25:38	BW-FT-SB-007-W-2206	E220608640	306	379	650	TRAP	33.70421	-118.20173	Site 1028
Breakwall Zone	Paralabrax nebulifer	6/8/2022	14:32:51	BW-FT-SB-008-W-2206	E220608641	297	362	550	TRAP	33.70663	-118.20069	SKHB
Breakwall Zone	Paralabrax nebulifer	6/9/2022	10:51:39	BW-FT-SB-009-W-2206	E220609644	347	430	860	HOOK&LINE	33.68654	-118.18382	Maggie's Rock; 1 short sand bass
Breakwall Zone	Paralabrax nebulifer	6/9/2022	10:51:39	BW-FT-SB-010-W-2206	E220609644	315	385	740	HOOK&LINE	33.68654	-118.18382	Maggie's Rock; 1 short sand bass
Breakwall Zone	Paralabrax nebulifer	6/9/2022	14:16:32	BW-FT-SB-011-W-2206	E220609652	328	410	925	TRAP	33.70427	-118.20175	Site 1028
Breakwall Zone	Paralabrax nebulifer	6/14/2022	9:58:47	BW-FT-SB-012-W-2206	E220614656	287	363	570	HOOK&LINE	33.66126	-118.20035	East end rock
Breakwall Zone	Paralabrax nebulifer	6/14/2022	11:39:07	BW-FT-SB-013-W-2206	E220614657	305	371	690	HOOK&LINE	33.68659	-118.18386	Maggie's Rock
Breakwall Zone	Paralabrax nebulifer	6/14/2022	13:16:15	BW-FT-SB-014-W-2206	E220614660	313	391	810	TRAP	33.65630	-118.19770	Bubble, 1 kept and 1 short
Breakwall Zone	Paralabrax nebulifer	6/14/2022	13:57:12	BW-FT-SB-015-W-2206	E220614664	315	395	730	TRAP	33.70669	-118.20080	HB 3
Breakwall Zone	Paralabrax nebulifer	6/22/2022	8:35:26	BW-FT-SB-016-W-2206	E220622683	305	393	740	TRAP	33.68887	-118.18700	Queen Mary rock
Breakwall Zone	Paralabrax nebulifer	6/22/2022	8:42:46	BW-FT-SB-017-W-2206	E220622684	311	379	680	TRAP	33.68633	-118.18353	Maggie's reef, 1 short sandbass
Breakwall Zone	Paralabrax nebulifer	6/22/2022	8:42:46	BW-FT-SB-018-W-2206	E220622684	306	371	650	TRAP	33.68633	-118.18353	Maggie's reef, 1 short sandbass
Breakwall Zone	Paralabrax nebulifer	6/28/2022	8:28:23	BW-FT-SB-019-W-2206	E220628699	338	426	860	TRAP	33.71710	-118.20224	Water quality station
Breakwall Zone	Paralabrax nebulifer	6/28/2022	15:29:01	BW-FT-SB-020-W-2206	E220628709	295	359	580	TRAP	33.68636	-118.18387	Maggie's Rock
Breakwall Zone	Paralabrax nebulifer	6/29/2022	8:24:18	BW-FT-SB-021-W-2206	E220629713	298	369	520	TRAP	33.70431	-118.20199	Hard bottom 4
Breakwall Zone	Paralabrax nebulifer	6/29/2022	8:42:33	BW-FT-SB-022-W-2206	E220629715	330	412	880	TRAP	33.68664	-118.18392	Maggie's Rock
Breakwall Zone	Paralabrax nebulifer	7/5/2022	15:03:00	BW-FT-SB-023-W-2207	E220705726	323	396	730	TRAP	33.68660	-118.18382	Maggie's rock (2 small, 1 kept)
Breakwall Zone	Paralabrax nebulifer	7/6/2022	8:14:57	BW-FT-SB-024-W-2207	E220706730	285	361	600	TRAP	33.70672	-118.20072	HB 3
Breakwall Zone	Paralabrax nebulifer	7/6/2022	9:05:09	BW-FT-SB-025-W-2207	E220706734	297	372	640	TRAP	33.65573	-118.19764	Bubbles
Breakwall Zone	Paralabrax nebulifer	7/7/2022	11:13:26	BW-FT-SB-026-W-2207	E220707743	293	367	610	TRAP	33.65876	-118.16729	Rick's rock; 1 small and 1 keeper Sand Bass
Breakwall Zone	Paralabrax nebulifer	7/7/2022	11:53:05	BW-FT-SB-027-W-2207	E220707746	307	376	690	TRAP	33.70666	-118.20084	HB 3
Breakwall Zone	Paralabrax nebulifer	7/29/2022	9:13:20	BW-FT-SB-028-W-2207	E220729832	320	400	860	TRAP	33.68866	-118.18724	Queen Mary rock
Breakwall Zone	Paralabrax nebulifer	7/29/2022	11:37:46	BW-FT-SB-029-W-2207	E220729836	291	356	590	TRAP	33.65724	-118.19185	Bubbles

Appendix B6: Fish Collection Log, LACSD

Site	Species	Date	Time	Sample ID	Event ID	Standard Length (mm)	Total Length (mm)	Weight (g)	Catch Method	Latitude	Longitude	Comments
Breakwall Zone	Paralabrax nebulifer	7/29/2022	11:49:41	BW-FT-SB-030-W-2207	E220729837	345	427	1040	TRAP	33.65904	-118.16685	Rick's rock
Zone 1	Genyonemus lineatus	11/17/2022	21:38:55	Z1-FT-WC-001-W-2211	E221117221	175	211	110	TRAWL	33.70210	-118.34540	
Zone 1	Genyonemus lineatus	11/17/2022	21:38:55	Z1-FT-WC-002-W-2211	E221117221	179	214	115	TRAWL	33.70210	-118.34540	
Zone 1	Genyonemus lineatus	11/17/2022	21:38:55	Z1-FT-WC-003-W-2211	E221117221	186	223	140	TRAWL	33.70210	-118.34540	
Zone 1	Genyonemus lineatus	11/17/2022	22:33:03	Z1-FT-WC-004-W-2211	E221117222	172	208	110	TRAWL	33.70434	-118.34465	
Zone 1	Genyonemus lineatus	11/17/2022	22:33:03	Z1-FT-WC-005-W-2211	E221117222	158	193	70	TRAWL	33.70434	-118.34465	
Zone 1	Genyonemus lineatus	11/17/2022	22:33:03	Z1-FT-WC-006-W-2211	E221117222	165	200	90	TRAWL	33.70434	-118.34465	
Zone 1	Genyonemus lineatus	11/17/2022	22:33:03	Z1-FT-WC-007-W-2211	E221117222	158	194	80	TRAWL	33.70434	-118.34465	
Zone 1	Genyonemus lineatus	11/17/2022	22:33:03	Z1-FT-WC-008-W-2211	E221117222	161	195	80	TRAWL	33.70434	-118.34465	
Zone 1	Genyonemus lineatus	11/18/2022	18:54:05	Z1-FT-WC-009-W-2211	E221118224	184	201	120	TRAWL	33.70451	-118.34506	
Zone 1	Genyonemus lineatus	11/18/2022	18:54:05	Z1-FT-WC-010-W-2211	E221118224	173	210	100	TRAWL	33.70451	-118.34506	
Zone 1	Genyonemus lineatus	11/18/2022	18:54:05	Z1-FT-WC-011-W-2211	E221118224	185	220	110	TRAWL	33.70451	-118.34506	
Zone 1	Genyonemus lineatus	11/18/2022	19:48:34	Z1-FT-WC-012-W-2211	E221118225	155	189	90	TRAWL	33.70678	-118.34271	
Zone 1	Genyonemus lineatus	11/18/2022	19:48:34	Z1-FT-WC-013-W-2211	E221118225	154	186	80	TRAWL	33.70678	-118.34271	
Zone 1	Genyonemus lineatus	11/18/2022	20:41:48	Z1-FT-WC-014-W-2211	E221118226	200	240	160	TRAWL	33.70278	-118.34566	
Zone 1	Genyonemus lineatus	11/18/2022	20:41:48	Z1-FT-WC-015-W-2211	E221118226	173	206	100	TRAWL	33.70278	-118.34566	
Zone 1	Genyonemus lineatus	11/18/2022	22:28:45	Z1-FT-WC-016-W-2211	E221118228	153	184	75	TRAWL	33.70490	-118.34467	
Zone 1	Genyonemus lineatus	11/18/2022	22:28:45	Z1-FT-WC-017-W-2211	E221118228	162	197	90	TRAWL	33.70490	-118.34467	
Zone 1	Genyonemus lineatus	11/18/2022	22:28:45	Z1-FT-WC-018-W-2211	E221118228	174	211	110	TRAWL	33.70490	-118.34467	
Zone 1	Genyonemus lineatus	11/22/2022	19:17:59	Z1-FT-WC-019-W-2211	E221122230	175	205	110	TRAWL	33.70489	-118.34918	
Zone 1	Genyonemus lineatus	11/22/2022	19:17:59	Z1-FT-WC-020-W-2211	E221122230	172	206	110	TRAWL	33.70489	-118.34918	
Zone 1	Genyonemus lineatus	11/22/2022	19:17:59	Z1-FT-WC-021-W-2211	E221122230	196	222	140	TRAWL	33.70489	-118.34918	
Zone 1	Genyonemus lineatus	11/22/2022	19:17:59	Z1-FT-WC-022-W-2211	E221122230	158	194	80	TRAWL	33.70489	-118.34918	
Zone 1	Genyonemus lineatus	11/22/2022	19:17:59	Z1-FT-WC-023-W-2211	E221122230	166	195	100	TRAWL	33.70489	-118.34918	
Zone 1	Genyonemus lineatus	11/22/2022	19:17:59	Z1-FT-WC-024-W-2211	E221122230	163	198	100	TRAWL	33.70489	-118.34918	
Zone 1	Genyonemus lineatus	11/22/2022	19:17:59	Z1-FT-WC-025-W-2211	E221122230	174	201	100	TRAWL	33.70489	-118.34918	
Zone 1	Genyonemus lineatus	11/22/2022	19:17:59	Z1-FT-WC-026-W-2211	E221122230	158	193	80	TRAWL	33.70489	-118.34918	
Zone 1	Genyonemus lineatus	11/22/2022	19:17:59	Z1-FT-WC-027-W-2211	E221122230	175	210	110	TRAWL	33.70489	-118.34918	
Zone 1	Genyonemus lineatus	11/22/2022	19:17:59	Z1-FT-WC-028-W-2211	E221122230	166	200	90	TRAWL	33.70489	-118.34918	
Zone 1	Genyonemus lineatus	11/22/2022	19:17:59	Z1-FT-WC-029-W-2211	E221122230	165	194	90	TRAWL	33.70489	-118.34918	
Zone 1	Genyonemus lineatus	11/22/2022	19:17:59	Z1-FT-WC-030-W-2211	E221122230	174	210	110	TRAWL	33.70489	-118.34918	
Zone 1	Paralabrax nebulifer	5/24/2022	13:04:16	Z1-FT-SB-001-W-2205	E220524592	362	446	1100	TRAP	33.71804	-118.34052	VRG-18
Zone 1	Paralabrax nebulifer	7/27/2022	8:26:11	Z1-FT-SB-002-W-2207	E220727814	291	361	610	TRAP	33.70765	-118.31840	70' rock
Zone 1	Paralabrax nebulifer	9/1/2022	9:27:43	Z1-FT-SB-003-W-2209	E220901942	347	433	1100	SPEAR	33.70734	-118.31778	70ft rock
Zone 1	Paralabrax nebulifer	9/1/2022	9:27:43	Z1-FT-SB-004-W-2209	E220901942	379	464	1200	SPEAR	33.70734	-118.31778	70ft rock
Zone 1	Paralabrax nebulifer	9/1/2022	9:27:43	Z1-FT-SB-005-W-2209	E220901942	331	414	850	SPEAR	33.70734	-118.31778	70ft rock
Zone 1	Paralabrax nebulifer	9/1/2022	9:55:41	Z1-FT-SB-006-W-2209	E220901943	300	371	700	SPEAR	33.70942	-118.31816	60ft Rock
Zone 1	Paralabrax nebulifer	9/1/2022	11:09:35	Z1-FT-SB-007-W-2209	E220901944	295	365	600	SPEAR	33.71051	-118.31767	40ft Rock
Zone 1	Paralabrax nebulifer	9/1/2022	11:09:35	Z1-FT-SB-008-W-2209	E220901944	300	374	610	SPEAR	33.71051	-118.31767	40ft Rock
Zone 1	Paralabrax nebulifer	9/1/2022	11:09:35	Z1-FT-SB-009-W-2209	E220901944	306	380	650	SPEAR	33.71051	-118.31767	40ft Rock
Zone 1	Paralabrax nebulifer	9/1/2022	12:11:11	Z1-FT-SB-010-W-2209	E220901945	299	372	550	SPEAR	33.71198	-118.32524	60-inch manhole
Zone 1	Paralabrax nebulifer	9/1/2022	12:11:11	Z1-FT-SB-011-W-2209	E220901945	305	377	700	SPEAR	33.71198	-118.32524	60-inch manhole
Zone 1	Paralabrax nebulifer	9/21/2022	12:31:03	Z1-FT-SB-012-W-2209	E220921977	320	395	750	SPEAR	33.70762	-118.31821	70ft rock. S orpaena guttata length ok
Zone 1	Paralabrax nebulifer	9/21/2022	12:31:03	Z1-FT-SB-013-W-2209	E220921977	309	378	620	SPEAR	33.70762	-118.31821	70ft rock. S orpaena guttata length ok
Zone 1	Paralabrax nebulifer	9/21/2022	14:03:53	Z1-FT-SB-014-W-2209	E220921978	313	382	630	SPEAR	33.70935	-118.31777	60ft rock
Zone 1	Paralabrax nebulifer	12/9/2022	9:14:20	Z1-FT-SB-015-W-2212	E221209280	320	401	750	SPEAR	33.71984	-118.34254	
Zone 1	Paralabrax nebulifer	12/16/2022	14:41:57	Z1-FT-SB-016-W-2212	E221216296	294	360	590	TRAP	33.71119	-118.31844	Jim's rock
Zone 1	Paralabrax nebulifer	12/20/2022	9:25:28	Z1-FT-SB-017-W-2212	E221220298	314	390	650	SPEAR	33.70763	-118.31833	70 ft rock
Zone 1	Paralabrax nebulifer	12/20/2022	9:25:28	Z1-FT-SB-018-W-2212	E221220298	297	392	560	SPEAR	33.70763	-118.31833	70 ft rock
Zone 1	Paralabrax nebulifer	12/20/2022	9:25:28	Z1-FT-SB-019-W-2212	E221220298	331	408	690	SPEAR	33.70763	-118.31833	70 ft rock
Zone 1	Paralabrax nebulifer	12/20/2022	9:25:28	Z1-FT-SB-020-W-2212	E221220298	352	433	840	SPEAR	33.70763	-118.31833	70 ft rock
Zone 1	Paralabrax nebulifer	12/20/2022	10:31:23	Z1-FT-SB-021-W-2212	E221220299	294	361	540	SPEAR	33.71124	-118.31838	Jimmy's spot
Zone 1	Paralabrax nebulifer	12/20/2022	10:31:23	Z1-FT-SB-022-W-2212	E221220299	296	365	570	SPEAR	33.71124	-118.31838	Jimmy's spot
Zone 1	Paralabrax nebulifer	12/20/2022	10:31:23	Z1-FT-SB-023-W-2212	E221220299	314	386	690	SPEAR	33.71124	-118.31838	Jimmy's spot
Zone 1	Paralabrax nebulifer	12/20/2022	10:31:23	Z1-FT-SB-024-W-2212	E221220299	298	371	640	SPEAR	33.71124	-118.31838	Jimmy's spot
Zone 1	Paralabrax nebulifer	12/20/2022	10:31:23	Z1-FT-SB-025-W-2212	E221220299	311	388	750	SPEAR	33.71124	-118.31838	Jimmy's spot
Zone 1	Paralabrax nebulifer	12/22/2022	13:31:29	Z1-FT-SB-026-W-2212	E221222313	286	357	470	SPEAR	33.70767	-118.31817	70ft rock
Zone 1	Paralabrax nebulifer	12/22/2022	13:31:29	Z1-FT-SB-027-W-2212	E221222313	311	383	690	SPEAR	33.70767	-118.31817	70ft rock
Zone 1	Paralabrax nebulifer	12/22/2022	13:31:29	Z1-FT-SB-028-W-2212	E221222313	301	373	570	SPEAR	33.70767	-118.31817	70ft rock

Appendix B6: Fish Collection Log, LACSD

Site	Species	Date	Time	Sample ID	Event ID	Standard Length (mm)	Total Length (mm)	Weight (g)	Catch Method	Latitude	Longitude	Comments
Zone 1	Paralabrax nebulifer	1/20/2023	11:43:30	Z1-FT-SB-029-W-2301	E230120330	300	371	680	TRAP	33.71233	-118.33611	83 hard bottom
Zone 1	Paralabrax nebulifer	1/26/2023	8:22:45	Z1-FT-SB-030-W-2301	E230126346	325	409	770	TRAP	33.70786	-118.31850	70ft rock
Zone 2	Genyonemus lineatus	11/17/2022	19:38:11	Z2-FT-WC-001-W-2211	E221117219	185	220	130	TRAWL	33.73089	-118.40268	
Zone 2	Genyonemus lineatus	11/17/2022	19:38:11	Z2-FT-WC-002-W-2211	E221117219	184	224	120	TRAWL	33.73089	-118.40268	
Zone 2	Genyonemus lineatus	11/17/2022	19:38:11	Z2-FT-WC-003-W-2211	E221117219	183	222	120	TRAWL	33.73089	-118.40268	
Zone 2	Genyonemus lineatus	11/17/2022	19:38:11	Z2-FT-WC-004-W-2211	E221117219	190	230	140	TRAWL	33.73089	-118.40268	
Zone 2	Genyonemus lineatus	11/17/2022	19:38:11	Z2-FT-WC-005-W-2211	E221117219	189	229	130	TRAWL	33.73089	-118.40268	
Zone 2	Genyonemus lineatus	11/17/2022	19:38:11	Z2-FT-WC-006-W-2211	E221117219	160	193	90	TRAWL	33.73089	-118.40268	
Zone 2	Genyonemus lineatus	11/17/2022	20:35:44	Z2-FT-WC-007-W-2211	E221117220	194	235	140	TRAWL	33.72238	-118.38476	
Zone 2	Genyonemus lineatus	11/17/2022	20:35:44	Z2-FT-WC-008-W-2211	E221117220	190	228	140	TRAWL	33.72238	-118.38476	
Zone 2	Genyonemus lineatus	11/17/2022	20:35:44	Z2-FT-WC-009-W-2211	E221117220	182	219	120	TRAWL	33.72238	-118.38476	
Zone 2	Genyonemus lineatus	11/17/2022	20:35:44	Z2-FT-WC-010-W-2211	E221117220	182	217	130	TRAWL	33.72238	-118.38476	
Zone 2	Paralabrax nebulifer	5/26/2022	12:39:33	Z2-FT-SB-001-W-2205	E220526606	352	442	1000	HOOK&LINE	33.73417	-118.40297	Long Point
Zone 2	Paralabrax nebulifer	6/7/2022	13:02:37	Z2-FT-SB-002-W-2206	E220607625	344	423	960	TRAP	33.74657	-118.42074	KOU rock, 2 kelp bass
Zone 2	Paralabrax nebulifer	8/25/2022	9:08:43	Z2-FT-SB-003-W-2208	E220825922	301	371	650	SPEAR	33.73822	-118.41498	Pt. Vicente High Spot
Zone 2	Paralabrax nebulifer	12/13/2022	11:22:05	Z2-FT-SB-004-W-2212	E221213289	291	363	520	TRAP	33.74645	-118.41623	4 kelp bass
Zone 2	Paralabrax nebulifer	12/16/2022	10:18:13	Z2-FT-SB-005-W-2212	E221216290	355	441	940	SPEAR	33.74638	-118.42108	
Zone 2	Paralabrax nebulifer	12/16/2022	13:11:54	Z2-FT-SB-006-W-2212	E221216294	294	363	620	TRAP	33.73319	-118.39706	Long point wreck
Zone 2	Paralabrax nebulifer	12/22/2022	10:21:03	Z2-FT-SB-007-W-2212	E221222305	308	371	640	SPEAR	33.74656	-118.42074	Inside barber pole
Zone 2	Paralabrax nebulifer	12/22/2022	10:21:03	Z2-FT-SB-008-W-2212	E221222305	303	374	600	SPEAR	33.74656	-118.42074	Inside barber pole
Zone 2	Paralabrax nebulifer	12/22/2022	10:21:03	Z2-FT-SB-009-W-2212	E221222305	371	456	1100	SPEAR	33.74656	-118.42074	Inside barber pole
Zone 2	Paralabrax nebulifer	12/22/2022	12:10:10	Z2-FT-SB-010-W-2212	E221222308	296	367	520	SPEAR	33.73515	-118.40191	Sand Bass alley
Zone 3	Genyonemus lineatus	11/16/2022	17:51:08	Z3-FT-WC-001-W-2211	E221116211	179	217	120	TRAWL	33.80473	-118.43336	
Zone 3	Genyonemus lineatus	11/16/2022	17:51:08	Z3-FT-WC-002-W-2211	E221116211	165	203	100	TRAWL	33.80473	-118.43336	
Zone 3	Genyonemus lineatus	11/16/2022	18:40:29	Z3-FT-WC-003-W-2211	E221116212	165	204	100	TRAWL	33.80948	-118.42184	
Zone 3	Genyonemus lineatus	11/16/2022	18:40:29	Z3-FT-WC-004-W-2211	E221116212	169	207	100	TRAWL	33.80948	-118.42184	
Zone 3	Genyonemus lineatus	11/16/2022	18:40:29	Z3-FT-WC-005-W-2211	E221116212	163	199	90	TRAWL	33.80948	-118.42184	
Zone 3	Genyonemus lineatus	11/16/2022	18:40:29	Z3-FT-WC-006-W-2211	E221116212	172	208	100	TRAWL	33.80948	-118.42184	
Zone 3	Genyonemus lineatus	11/16/2022	19:31:26	Z3-FT-WC-007-W-2211	E221116213	187	226	130	TRAWL	33.80155	-118.43428	
Zone 3	Genyonemus lineatus	11/16/2022	19:31:26	Z3-FT-WC-008-W-2211	E221116213	180	216	130	TRAWL	33.80155	-118.43428	
Zone 3	Genyonemus lineatus	11/16/2022	19:31:26	Z3-FT-WC-009-W-2211	E221116213	192	233	150	TRAWL	33.80155	-118.43428	
Zone 3	Genyonemus lineatus	11/16/2022	19:31:26	Z3-FT-WC-010-W-2211	E221116213	179	214	120	TRAWL	33.80155	-118.43428	
Zone 3	Genyonemus lineatus	11/16/2022	19:31:26	Z3-FT-WC-011-W-2211	E221116213	184	227	120	TRAWL	33.80155	-118.43428	
Zone 3	Genyonemus lineatus	11/16/2022	19:31:26	Z3-FT-WC-012-W-2211	E221116213	193	232	140	TRAWL	33.80155	-118.43428	
Zone 3	Genyonemus lineatus	11/16/2022	19:31:26	Z3-FT-WC-013-W-2211	E221116213	173	211	100	TRAWL	33.80155	-118.43428	
Zone 3	Genyonemus lineatus	11/16/2022	19:31:26	Z3-FT-WC-014-W-2211	E221116213	165	201	90	TRAWL	33.80155	-118.43428	
Zone 3	Genyonemus lineatus	11/16/2022	19:31:26	Z3-FT-WC-015-W-2211	E221116213	127	155	50	TRAWL	33.80155	-118.43428	
Zone 3	Genyonemus lineatus	11/16/2022	20:21:13	Z3-FT-WC-016-W-2211	E221116214	174	216	120	TRAWL	33.81074	-118.42496	
Zone 3	Genyonemus lineatus	11/16/2022	20:21:13	Z3-FT-WC-017-W-2211	E221116214	187	224	130	TRAWL	33.81074	-118.42496	
Zone 3	Genyonemus lineatus	11/16/2022	20:21:13	Z3-FT-WC-018-W-2211	E221116214	171	208	100	TRAWL	33.81074	-118.42496	
Zone 3	Genyonemus lineatus	11/16/2022	20:21:13	Z3-FT-WC-019-W-2211	E221116214	162	197	80	TRAWL	33.81074	-118.42496	
Zone 3	Genyonemus lineatus	11/16/2022	20:21:13	Z3-FT-WC-020-W-2211	E221116214	174	214	120	TRAWL	33.81074	-118.42496	
Zone 3	Genyonemus lineatus	11/16/2022	20:21:13	Z3-FT-WC-021-W-2211	E221116214	153	185	70	TRAWL	33.81074	-118.42496	
Zone 3	Genyonemus lineatus	11/16/2022	21:57:44	Z3-FT-WC-022-W-2211	E221116216	184	222	130	TRAWL	33.80248	-118.43111	
Zone 3	Genyonemus lineatus	11/16/2022	21:57:44	Z3-FT-WC-023-W-2211	E221116216	195	236	150	TRAWL	33.80248	-118.43111	
Zone 3	Genyonemus lineatus	11/16/2022	21:57:44	Z3-FT-WC-024-W-2211	E221116216	180	216	110	TRAWL	33.80248	-118.43111	
Zone 3	Genyonemus lineatus	11/16/2022	21:57:44	Z3-FT-WC-025-W-2211	E221116216	142	174	50	TRAWL	33.80248	-118.43111	
Zone 3	Genyonemus lineatus	11/16/2022	21:57:44	Z3-FT-WC-026-W-2211	E221116216	184	223	110	TRAWL	33.80248	-118.43111	
Zone 3	Genyonemus lineatus	11/17/2022	17:57:44	Z3-FT-WC-027-W-2211	E221117218	186	227	130	TRAWL	33.80172	-118.43388	trawl duration ok
Zone 3	Genyonemus lineatus	11/17/2022	17:57:44	Z3-FT-WC-028-W-2211	E221117218	203	241	155	TRAWL	33.80172	-118.43388	trawl duration ok
Zone 3	Genyonemus lineatus	11/17/2022	17:57:44	Z3-FT-WC-029-W-2211	E221117218	181	215	120	TRAWL	33.80172	-118.43388	trawl duration ok
Zone 3	Genyonemus lineatus	11/17/2022	17:57:44	Z3-FT-WC-030-W-2211	E221117218	185	223	120	TRAWL	33.80172	-118.43388	trawl duration ok
Zone 3	Paralabrax nebulifer	1/25/2023	11:24:31	Z3-FT-SB-001-W-2301	E230125340	323	407	740	SPEAR	33.80932	-118.40553	Train cars, good amount of BSB
Zone 3	Paralabrax nebulifer	1/26/2023	11:33:40	Z3-FT-SB-002-W-2301	E230126351	300	382	620	SPEAR	33.80939	-118.40594	Train cars
Zone 3	Paralabrax nebulifer	1/26/2023	11:33:40	Z3-FT-SB-003-W-2301	E230126351	325	407	750	SPEAR	33.80939	-118.40594	Train cars
Zone 3	Paralabrax nebulifer	1/27/2023	9:18:18	Z3-FT-SB-004-W-2301	E230127357	289	357	500	SPEAR	33.81000	-118.41646	Salt mines
Zone 3	Paralabrax nebulifer	1/27/2023	9:18:18	Z3-FT-SB-005-W-2301	E230127357	311	383	660	SPEAR	33.81000	-118.41646	Salt mines
Zone 3	Paralabrax nebulifer	2/1/2023	12:25:23	Z3-FT-SB-006-W-2302	E230201369	289	362	560	SPEAR	33.80946	-118.40539	Train Cars
Zone 3	Paralabrax nebulifer	2/2/2023	9:45:59	Z3-FT-SB-007-W-2302	E230202378	365	433	1100	TRAP	33.80914	-118.40606	Cable cars reef

Appendix B6: Fish Collection Log, LACSD

Site	Species	Date	Time	Sample ID	Event ID	Standard Length (mm)	Total Length (mm)	Weight (g)	Catch Method	Latitude	Longitude	Comments
Zone 3	Paralabrax nebulifer	10/27/2023	10:03:53	Z3-FT-SB-008-W-2310	E231027665	328	406	880	SPEAR	33.80958	-118.40591	Train Cars
Zone 3	Paralabrax nebulifer	11/3/2023	10:31:11	Z3-FT-SB-009-W-2311	E231103669	300	374	570	SPEAR	33.80980	-118.41641	Salt mines
Zone 3	Paralabrax nebulifer	11/3/2023	12:02:20	Z3-FT-SB-010-W-2311	E231103670	310	384	700	SPEAR	33.80925	-118.40563	Train cars
Zone 3	Paralabrax nebulifer	11/22/2023	10:21:23	Z3-FT-SB-011-W-2311	E231122684	318	393	760	SPEAR	33.81030	-118.41624	Salt Mines
Zone 3	Paralabrax nebulifer	11/22/2023	10:21:23	Z3-FT-SB-012-W-2311	E231122684	353	438	990	SPEAR	33.81030	-118.41624	Salt Mines
Zone 3	Paralabrax nebulifer	11/22/2023	13:27:41	Z3-FT-SB-013-W-2311	E231122689	310	378	690	TRAP	33.79577	-118.41777	Bluff cove 56, 7 sandbass-1 correct size
Zone 3	Paralabrax nebulifer	11/28/2023	9:53:50	Z3-FT-SB-014-W-2311	E231128691	312	391	730	SPEAR	33.80989	-118.41599	
Zone 3	Paralabrax nebulifer	11/28/2023	11:33:28	Z3-FT-SB-015-W-2311	E231128693	375	460	1320	SPEAR	33.79550	-118.41800	Drift dive between bluff 56 and Steve's spot
Zone 3	Paralabrax nebulifer	11/28/2023	11:33:28	Z3-FT-SB-016-W-2311	E231128693	282	362	480	SPEAR	33.79550	-118.41800	Drift dive between bluff 56 and Steve's spot
Zone 3	Paralabrax nebulifer	11/28/2023	11:33:28	Z3-FT-SB-017-W-2311	E231128693	295	370	600	SPEAR	33.79550	-118.41800	Drift dive between bluff 56 and Steve's spot
Zone 3	Paralabrax nebulifer	11/28/2023	11:33:28	Z3-FT-SB-018-W-2311	E231128693	355	445	1100	SPEAR	33.79550	-118.41800	Drift dive between bluff 56 and Steve's spot
Zone 3	Paralabrax nebulifer	11/30/2023	11:50:50	Z3-FT-SB-020-W-2311	E231130700	295	369	530	SPEAR	33.79544	-118.41813	Drift dive between bluff 56 and Steve's spot
Zone 3	Paralabrax nebulifer	11/30/2023	11:50:50	Z3-FT-SB-021-W-2311	E231130700	341	428	910	SPEAR	33.79544	-118.41813	Drift dive between bluff 56 and Steve's spot
Zone 3	Paralabrax nebulifer	11/30/2023	11:50:50	Z3-FT-SB-022-W-2311	E231130700	282	359	580	SPEAR	33.79544	-118.41813	Drift dive between bluff 56 and Steve's spot
Zone 3	Paralabrax nebulifer	11/30/2023	11:50:50	Z3-FT-SB-023-W-2311	E231130700	340	422	860	SPEAR	33.79544	-118.41813	Drift dive between bluff 56 and Steve's spot
Zone 3	Paralabrax nebulifer	11/30/2023	11:50:50	Z3-FT-SB-024-W-2311	E231130700	305	381	660	SPEAR	33.79544	-118.41813	Drift dive between bluff 56 and Steve's spot
Zone 3	Paralabrax nebulifer	11/30/2023	11:50:50	Z3-FT-SB-025-W-2311	E231130700	293	363	620	SPEAR	33.79544	-118.41813	Drift dive between bluff 56 and Steve's spot
Zone 3	Paralabrax nebulifer	11/30/2023	13:07:41	Z3-FT-SB-019-W-2311	E231130705	290	360	540	TRAP	33.79551	-118.41822	Bluff cove 56

Appendix C
Passive Sampler Report

Palos Verdes Shelf 2022 Water Column Passive Samplers Deployment: Data Summary

Loretta Fernandez
Northeastern University
Boston, MA 02115

Charles S. Wong and Wenjian Lao
Southern California Coastal Water Research Project
Costa Mesa, CA 92626

Executive Summary

In September 2022, polyethylene film (PE) and solid phase microextraction fiber (SPME) passive samplers were employed to determine dissolved concentrations of dichlorodiphenyl-trichloroethane and its breakdown products (DDTs), and polychlorinated biphenyls (PCBs) in the water column above the Operable Unit 5 of the Montrose Chemical Corp. Superfund site on the Palos Verdes Shelf (PVS). This work followed the methods used in passive sampling programs completed in 2010 and 2013. As in previous studies, results showed increasing dissolved DDT and PCB concentrations with proximity to the sediment bed parallel to the shoreline, with greatest concentrations northwest of the Los Angeles County Sanitation District's wastewater effluent outfall. Dissolved concentrations of ΣDDTs measured in this work were within a factor of three of those measured using identical methods nine years previously in 2013 except for concentrations in near-bottom water (~195 m depth) at station W2 where observed concentrations were 8 times higher in 2022. As had been observed in previous deployments, PE- and SPME-determined concentrations of dissolved DDTs agreed within a factor of 4 on average, with the largest differences observed for DDNU. No consistent biases were observed between the two sampling methods. No consistent temporal trends across the three sampling events were observed, and spatial trends in concentrations stayed similar.

Introduction

Operable Unit 5 of the Montrose Chemical Corp. Superfund site on the Palos Verdes Shelf (PVS) off the coast of California near Los Angeles County is a 320-acre site contaminated with dichlorodiphenyltrichloroethane (DDT) and its breakdown products, and polychlorinated biphenyls (PCBs). Biennial sampling of bulk surficial sediment suggests that contaminant concentrations in shelf sediments are decreasing. Monitoring of water column concentrations is needed to determine if a similar trend exists in the waters above the contaminated zone. Passive water sampling methods have been used at this site to collect time-averaged concentrations of persistent organic pollutants in the water column and sediments (Fernandez et al. 2012; Fernandez et al. 2014; Fernandez 2015).

In September 2010, solid-phase microextraction fibers (SPME) and polyethylene strips (PE) were employed to measure the freely-dissolved concentrations (C_W) of 8 DDTs (*p,p'*-dichlorodiphenyltrichloroethane (*p,p'*-DDT), *o,p'*-dichlorodiphenyltrichloroethane (*o,p*'-DDT), *p,p*'-dichlorodiphenyldichloroethylene (*p,p*'-DDE), *o,p*'- dichlorodiphenyldichloroethylene (*o,p*'-DDE), *p,p*'-dichlorodiphenyldichloroethane (*p,p*'-DDD), *o,p*'- dichlorodiphenyldichloroethane (*o,p*'-DDD), 1-Chloro-2,2-bis(p-chlorophenyl)ethylene (*p,p*'-DDMU), and 1,1-bis(4-chlorophenyl)ethylene (*p,p*'-DDNU)) and 44 PCB congeners (Table 1) at 11 stations throughout the PVS and at a background station (T11) (Figure 1). Three years later, sampling was repeated with the addition of 5 stations surrounding the original study site. The second sampling event included updated protocols for the use of performance reference compounds (PRCs) and temperature corrections for partition coefficients. Both studies showed elevated freely-dissolved DDT and PCB concentrations (C_W) at all sampled depths within the water column and at all stations along the PVS site. In addition, concentrations were observed to increase with distance from the Los Angeles County Sanitation Districts (LACSD) outfall near station 8C, but it was not clear if concentration differences between the two events were due to long-term temporal trends or simply snapshots of temporal variability in dissolved concentrations.

Given the need to establish baseline water column concentrations and to understand temporal changes of dissolved DDT and PCB concentrations above the contaminated zone while improving passive sampling methodologies, the following objectives were pursued in the 2022 PSD sampling event:

(1) compare water column concentrations of DDTs determined using SPME and PE, while using PRCs to determine fractional equilibration of both types of samplers; and
(2) compare water column concentrations of DDTs and PCBs generated using passive sampling methods in this work to those measured using the same methods in 2013, and to the extent possible, with those measured in 2010.

Materials and Methods

Sampler materials and preparation were as described in Fernandez et al. (2012) with the addition of steps for loading SPME fibers with PRCs. The ^{13}C-labeled compounds used as the PRCs were the same for both SPME fibers and the PE samplers. Pre-cleaned SPME fibers were loaded in a solution of acetone/methanol/DI water (4:4:2, v/v) containing ^{13}C-labeled PCB 28, 52, 118, 128, and *p,p*'-DDT, *p,p*'-DDD, and *p,p*'-DDE (Cambridge Isotope, Andover, MA, USA). The nominal concentration of the PRCs in solution was 0.5 µg/mL for the PCBs and 0.25 µg/mL for the DDTs. Fibers were immersed in a 20-mL glass tube stirred at 250 rpm by a Teflon-covered stir bar (8 mm × 1.5 mm) for 4 h in a dark room maintained at ≈22 °C. Pre-loaded fibers

were rinsed with DI water, air dried for 2 min, rinsed with methanol and air dried for another 2 min, retracted into the needle and stored in 40-mL scintillation vial in freezer (-20 °C) until use.

Field deployments of passive samplers: Samplers were deployed on September 7th and 8th, 2022. PE samplers loaded with PRCs (^{13}C-PCB 28, 52, 118, 128, and *p,p'*-DDT, *p,p'*-DDD, and *p,p'*-DDE) were deployed at 16 stations on the PVS and at one background station T11 (see Figure 1). SPME samplers were co-deployed with PE samplers on the same mooring lines at five stations on the PVS (4C, 7C, 8C, 9C, and W3) and at the background station. As in the 2010 and 2013 sampling programs, samplers were deployed at three depths at each station: 5 m below the surface (near-surface); mid-column; and 5 m above the sediment-water interface (near-bottom). The stations along the 200 m isobath (W2, W3, and W4) were additionally sampled at the 30 m depth. PE and SPME samplers were deployed in triplicate at each station/depth. Water temperature and conductivity were measured using conductivity-temperature-depth meter (CTD) casts at the time of retrieval.

Samplers were recovered in the same order as they were deployed 28 days later, on October 5th and 6th, 2022. The problem of PE sampler loss during deployment, encountered during previous sampling campaigns was addressed using stainless-steel wire for threading of sampler polymer to the deployment gear. Some losses of samplers still occurred. One near-bottom sampler from station W3 was missing. Also, the entire mooring lines from stations 1C, 4C, 7DC, 8C, W1, and W5 were not recovered. Except for those on the missing moorings, all SPME samplers were recovered. However, four failed before they could be analyzed, one of three from near-surface at station 7C, one of three from near-bottom at station 9C, and two from W3 station (each at near-surface and mid-column samplers). The reasons for these losses are unknown, but one possible partial explanation is that the buoys marking the location of the mooring lines were mistaken for markers of lobster cages and were pulled up accidentally by fishermen.

All retrieved samplers were transported to the laboratory facilities of the Southern California Coastal Water Research Project (SCCWRP) on ice for storage and analysis. Eight PE strips (two near-surface, three mid-column, one near-bottom samplers of station 7C, two mid-column samplers of station BA9C) were mistakenly used for the matrix spiking, therefore, no data are available for these samplers. Losses notwithstanding, enough samplers were recovered in the 2022 campaign to provide sufficient data on spatial and temporal trends in DDT concentrations to meet the objectives stated above.

Quality assurance and quality control: A performance-based QAQC approach was used in this work. Field blanks and triplicate samples for each depth were analyzed for SPME. No target

analytes were detected in any of the procedural blanks. The relative standard deviation (RSD) of ΣDDTs was 16.6% for the replicate SPME samplers. Procedural blanks, field blanks, and triplicate samples for each depth were analyzed for PE samplers. Duplicate matrix spiking samples were analyzed for every batch to ascertain quantitative target analyte recovery. Surrogates were spiked into every PE sample. No target analytes were detected in the procedural blanks. The grand mean (± standard deviation) for matrix spiking recovery was 88.2 ± 9.2%. The average recoveries of the surrogates were 83.4 ± 7.5% (DBOFB) and 95.0 ± 7.4% (PCB208). The mean RSD of the replicate samplers was 16.4% for ΣDDTs. The mean RSDs of ΣDDTs were less than 20% for both SPME and PE samplers, indicating that analysis precision was high for both types of passive sampler.

Partition coefficients: Two sets of PE-water partition coefficients (K_{PEW}) for DDTs and PCBs were used in this study. One set was determined from laboratory measurements (in seawater) and published values (see Fernandez et al. (2012) and references therein). These partition coefficients were originally used to calculate C_W from the mass of PCBs and DDTs taken up by samplers in the study completed in 2010. In addition, incorporating more recent practices, these partition coefficients were adjusted for the effects of water temperature following Lohmann (2012) (Table 1). Calculated values using both sets of partition coefficients are reported here. SPME-water partitioning coefficients (K_fV_f) used to calculate freely-dissolved water concentrations from the mass of DDTs and PCBs in SPME were the same as those used in the 2010 study (Table 1). Detection limit data of different depths are listed in Table 2 for both passive samplers.

Calculation of dissolved DDT and PCB concentrations: SPME-water and PE-water partition coefficients were used to calculate C_W, where PRCs were used to determine the fractional equilibration, f_{eq}, of both samplers with the water-column. For SPME, the following calculation was applied:

$$C_{W(SPME)} = \frac{N_f/(K_f V_f)}{f_{eq}} \qquad (1)$$

while for PE, this equation was used:

$$C_{W\,(PE)} = \frac{C_{PE}/K_{PEW}}{f_{eq}} \qquad (2)$$

For both samplers, Equation 3 is used to determine f_{eq}:

$$f_{eq} = \frac{C^0_{PRC} - C_{PRC,t}}{C^0_{PRC}} \quad (3)$$

For these three equations, N_f is the mass of target chemical in the SPME fiber, K_f is the SPME-water partition-coefficient (L_W/L_{PDMS}), V_f is the volume of sorptive coating (L_{PDMS}), C_{PE} is the concentration of target chemical in the polyethylene sampler (ng/kg_{PE}), K_{PEW} is the PE-water partition coefficient (L_W/kg_{PE}), C^0_{PRC} is the initial concentration of loaded PRCs in the unexposed samplers, and $C_{PRC,t}$ is the concentration of PRC in the sampler after deployment. For PCBs without a matching PRC, f_{eq} were interpolated between PRCs using a diffusion based model described elsewhere (Fernandez et al. 2012; Thompson et al. 2015) and allowing a minimum f_{eq} of 0.05 in order to avoid over-correction using highly uncertain measurements of small PRC losses.

Results and Discussion

PRCs in PE and SPME: Similar patterns in PRC release were observed in this study as have been previously reported (Fernandez et al. 2012, Fernandez 2015). PRCs indicated that PE samplers and the water column were more closely equilibrated for ^{13}C-*p,p'*-DDD (average f_{eq} for all samplers = 95%) than for ^{13}C-*p,p'*-DDE (average f_{eq} for all samplers = 55%). Also, each PE sampler showed a decreasing degree of equilibration with increasing degree of chlorination in PRCs, with the average f_{eq}= 97% for ^{13}C-PCB 28 and average f_{eq}=19% for ^{13}C-PCB 128. These patterns were expected, as the distribution between PE and water for less hydrophobic compounds reaches equilibrium levels more quickly than for more hydrophobic compounds (Booij et al. 2002). Similar equilibration patterns were observed for PCB PRCs in SPME fibers in 2013 and 2022.

While no pattern in the degree of equilibration with depth of deployment was observed in the SPME samplers, PE samplers appear to be more equilibrated with the water column in the near-surface samplers as compared to the near-bottom samplers. For example, f_{eq} of DDE in PE samplers averaged 87% (± 8% (one standard deviation (SD), n=10)) in the near-surface deployment, 51% (±9%) in the mid-column deployments, and 35% (±12%) in the near-bottom deployments. This pattern of equilibration with similar values was also observed in 2013 and is hypothesized to be the combined effect of higher temperatures leading to greater diffusivity and subsequently a higher degree of equilibration than at cold temperatures at depth, and possibly greater current flow resulting in reduced boundary layer thickness on the polymer film surface and increased mass transfer.

Comparison of C_W determined using PE and SPME methods: By continuing to deploy both SPME and PE passive samplers, the amount of data available for statistical comparisons of passive sampling methods grows. These increasingly robust data sets facilitate the incorporation of data collected using either sampling method in the monitoring of trends in C_W on the PVS. Similar levels of agreement between the two methods were observed in the current study as had been observed in previous deployments. The bias observed in 2013 (Fernandez 2015), where PE-determined C_W were generally higher than those determined using SPME, was not observed in this study (Tables 3-11 and Figure 2). Neither *p,p*'- nor *o,p*'-DDT were observed above detection limits in any sample. PE- and SPME-determined C_W of individual compounds (*p,p*'-DDE, *o,p*'-DDE, *p,p*'-DDD, *o,p*'-DDD, and *p,p*'-DDMU) agreed within a factor of 4 except for p,p'-DDE in near-surface samplers at station T11, which only agreed within a factor of 7. Larger differences were observed in PE- and SPME-determined C_W for *p,p*'-DDNU, which agreed within factor of 7 and 17 in the near-bottom waters at stations 7C and 9C. This observation may be due to greater uncertainties in the partition coefficients for that compound compared to the more well-studied and more hydrophobic DDT, DDD, and DDE compounds. In general, our results indicate that concentration data from both types of samplers are intercomparable.

Comparison of C_W determined in current study with those observed in 2010 and 2013: Determining whether water column concentrations measured during different sampling events differ requires understanding the precision of the sampling methods and the temporal variability of concentrations at any particular station/depth. While the sampling methods used in this study collect time-averaged concentrations in the water column, no high-frequency (e.g., monthly) monitoring data is available to understand how much variability could be expected in month-long average water concentrations. The precision of the sampling methods is reflected in the RSD of triplicate, sampler-determined C_W for individual compounds. In this study, the RSD of individual compounds in triplicate samplers ranged from 0 and 86% and averaged 27% and 15% for SPME and PE determined-C_W, respectively. These are similar to the reproducibility observed by Bohm et al. (2017) and Joyce et al. (2020) in determining freely-dissolved concentrations of PCBs in water using SPME and PE, respectively. Assuming temporal variability of ~25% and using an RSD for measured water concentrations of ~25%, measurements from two sampling events that are within a factor of 2 of each other would not be distinguishable.

Sufficient data were collected to compare both SPME- and PE-determined C_W from the three sampling events. However, these comparisons must be performed using values calculated using the same calibration methods. Evolving best-practices in calibration methods for both SPME and PE mean that the values being compared here may differ from those previously reported, or tabulated in this document. Additionally, to facilitate comparison of results from this study with historical data, ΣDDT includes concentrations of *p,p*'- and *o,p*'- congeners of DDE, and

DDD, but not DDMU or DDNU, and non-detects were not included in the sums (Table 9 and Figures 3-5). Summed concentrations of DDT breakdown products including DDMU and DDNU, however, illustrate the contributions of these breakdown products to overall DDT loads in the water column (Table 10) The parent compounds, *p,p*'- and *o,p*'-DDT, were below detection limits in the 2010 study, were not analyzed in the 2013 work, and were again below detection limits in the current study.

To directly compare SPME-determined C_W between the three studies, PRC corrections were removed from the two most recent data sets. Since all three sampling events use the same SPME dimensions, film thicknesses, and deployment conditions, the effects of PRC corrections on C_W for any sampling event would be expected to be similar. SPME-determined concentrations in the current study were generally within a factor of two of those determined in 2010 and 2013 (Figure 3). PRC corrections to SPME increased the calculated concentrations in the 2013 and 2022 samplers by an average factor of three, with the largest correction made to samplers in the near-bottom water at station T11, for which concentrations were generally lower than at other sites for which SPME data was available.

Because many near-surface samplers were lost during the 2010 sampling event, PE-determined C_W were compared across sampling years in the near-bottom samplers. In order to directly compare data from 2010 to that from 2013 and 2022, C_W from that sampling event were recalculated using temperature-corrected K_{PEW}. Similar to results from SPME, PE-determined ΣDDT C_W in this study were generally within a factor of two of those found in 2010 and 2013 (Figure 4) except for stations 9DC and W2. Near-bottom ΣDDT C_W at station W2 was 8 times higher in the 2022 sampling than in 2013. This station is along the 200 m isobath, which due to its depth may make sampling the same location more difficult. These results may be an indication of the heterogeneity of sediments near that station. Taken together, the SPME and PE observations all suggest that concentrations of DDTs have not unduly changed between 2010 and 2022. Therefore, while there is no convincing evidence that DDT releases from contaminated sediments have increased over time, there is also no convincing evidence that there are any major decreases either. This supports continued monitored natural attenuation to understand contaminant levels in the future.

<u>General concentration trends:</u> Combining results from PE and SPME illustrates spatial trends of individual and combined DDTs at the site. In addition, despite the small fraction of mass collected by PE samplers that makes it into the analyzer, the large mass of the samplers allows for the detection of low concentration PCBs in the water column.

The sum of detectable dissolved DDT (ΣDDT) C_W ranged from 6 pg/L at the background station, T11, to 9,900 pg/L near the bottom at W2 (Table 9, Figures 5-6). The sum of detectable PCBs (ΣPCB C_W) (44 congeners analyzed in this study, Table 1, Figures 7-8) ranged from 1 pg/L near the surface at station W4, to 200 pg/L near the bottom of Station 5C (Table 11). PCBs were all below detection limits at background station, T11. These distributions and ranges are similar to those observed in the 2010 and 2013 sampling events (Fernandez et al. 2012; Fernandez 2015).

As previously observed, concentrations of DDTs and PCBs appear to increase with depth in the water column and distance from the Sanitation Districts' outfall at White Point in a south-east to north-west direction along the shelf, parallel to the shoreline, through station 5C (Figures 9 - 10). Previous sampling showed that concentrations increased through station 4C, further to the north-west than station 5C, and then began to decrease. Due to mooring losses in 2022, it was not possible to confirm whether this spatial pattern continues, but it is certainly plausible that it does, given the limited changes in concentration profiles of these compounds observed over the three sampling campaigns as noted above. Similarly, no patterns were observable in data available for cross-shelf (NE to SW direction) transects.

Compound-specific results: As previously observed, *p,p*'-DDE is responsible for the largest fraction of the ΣDDT at each station/depth (87% on average). This fraction is an increase from the observed average of 80% in 2013. A possible reason for this increase includes continued transformation weathering of remaining DDT residues in sediments to DDE in the intervening nine years and subsequent release into the overlying water column (Eganhouse and Pontolillo 2008). The limited DDT observed is also consistent with no appreciable fresh sources of DDT to these sites. Dissolved *p,p*'-DDMU, a compound not included in ΣDDT, was observed at nearly the same concentrations as *p,p*'-DDE in the near-surface samplers (average factor of 1.4±0.4), while dissolved concentration of *p,p*'-DDMU in the deeper locations averaged 34% of the *p,p*'-DDE concentration at each station/depth (Tables 3 and 7). A similar pattern was observed in 2013. In the current study, dissolved *p,p*'-DDNU was observed at water concentrations ranging from 1 to 55% of the *p,p*'-DDE C_W across all stations and depths where *p,p*'-DDNU was detectable. These water concentrations were similar to those reported in 2013 (Fernandez 2015). Unlike the 2013 results, no patterns in the ratios of *p,p*'-DDNU to *p,p*'-DDE were observed (Tables 3 and 8). The prevalence of *p,p'*-DDMU and *p,p'*-DDNU are consistent with the extensive weathering of the DDT originally deposited to the sediment over the decades since their release (Eganhouse et al. 2018).

Patterns of PCB congener concentrations were similar to those observed in previous studies. In the 2010 and 2013 studies, PCB congeners 101, 110 and 118 were observed at the highest dissolved concentrations in the near-bottom sample at Station 4C. While the mooring from this

station was not recovered, similar concentrations and patterns were observed in the near-bottom water at station 5C. Here again, PCBs 101 and 110 had the highest observed concentrations (31 and 30 pg/L, respectively) and similar patterns of congener distribution were observed across the three sampling events at this station (Figure 11). These observations are consistent with PCB contamination within sediment, and their release into the overlying water column, reaching a steady-state.

Authorship contribution statement

Loretta Fernandez: Preparation of all the PE samplers, Formal analysis, Writing-original draft, Reviewing and editing, Methodology, Resources, Visualization, Conceptualization, Project administration. Wenjian Lao: Preparation of all the SPME samplers, Field deployment and retrieval, Sample extraction and instrumental analysis, Data curation, Methodology, Resources Reviewing and editing. Charles Wong: Methodology, Resources, Reviewing and editing, Project administration, Supervision.

Acknowledgements

Dario Diehl of SCCWRP, Chi-Li Tang, Chase McDonald, Terra Petry, Jovairia Loan, Norbert Lee, Wayne Dossett, and Brent Haggin of Los Angeles County Sanitation Districts, and Steve Gregson and Percival Harper, Captain and crew of the *RV Ocean Sentinel* contributed to the deployment and recovery of samplers as well as collection of DOC samples, and temperature and salinity data.

References

Bohm, L., R.-A. Düring, H.-J. Bruckert and C. Schlechtriem (2017). Can Solid-Phase Microextraction Replace Solvent Extraction for Water Analysis in Fish Bioconcentration Studies with Highly Hydrophobic Organic Chemicals? *Environmental Toxicology and Chemistry* 36(11): 2887-2894.

Booij, K., F. Smedes and E. M. van Weerlee (2002). Spiking of performance reference compounds in low density polyethylene and silicone passive water samplers. *Chemosphere* 46: 1157-1161.

Burgess, R. M., R. Lohmann, J. P. Schubauer-Berigan, P. Reitsma, M. M. Perron, L. Lefkovitz and M. G. Cantwell (2015). Application of passive sampling for measuring dissolved concentrations of organic contaminants in the water column at three marine Superfund sites. *Environmental Toxicology and Chemistry* 34(8): 1720-1733.

Eganhouse, R. P. and J. Pontolillo (2008). DDE in sediments of the Palos Verdes Shelf, California: *in situ* transformation rates and geochemical fate. *Environmental Science & Technology* 42(17): 6392-6398.

Eganhouse, R. P., C. R. Sherwood, J. Pontolillo, B. D. Edwards and P. J. Dickhudt (2018). Reductive dechlorination rates of 4,4'-DDE (1-chloro-4-[2,2-dichloro-1-(r-chlorophenyl)ethenyl]benzene) in sediments of the Palos Verdes Shelf, CA. *Marine Chemistry* 203: 10-21.

Fernandez, L. A., W. Lao, K. A. Maruya, C. White and R. M. Burgess (2012). Passive sampling to measure baseline dissolved persistent organic pollutant concentrations in the water column of the Palos Verdes Shelf Superfund site. *Environmental Science & Technology* 46(21): 11937-11947.

Fernandez, L. A., W. Lao, K. A. Maruya and R. M. Burgess (2014). Calculating the diffusive flux of persistent organic pollutants between sediments and the water column on the palos verdes shelf Superfund site using polymeric passive samplers. *Environmental Science & Technology* 48(7): 3925-3934.

Fernandez, L. A. (2015). Palos Verdes Shelf 2013 Water Column Passive Samplers Deployment: Data Summary. Report to U.S. EPA Region IX.

Joyce, A. S., L. A. Fernandez and R. M. Burgess (2020). In Situ Investigation of Performance Reference Compound-Based Estimates of PCB Equilibrated Passive Sampler Concentrations and Cfree in the Marine Water Column. *Environmental Toxicology and Chemistry* 39(6): 1165-1173.

Lao, W. (2023). Incorporating performance reference compounds in retractable/reusable solid phase microextraction fiber for passive sampling of hydrophobic organic contaminants in water. *Science of the Total Environment*. 2023.162252.

Thompson, J. M., C.-H. Hsieh and R. G. Luthy (2015). Modeling Uptake of Hydrophobic Organic Contaminants into Polyethylene Passive Samplers. *Environmental Science & Technology* 49(4): 2270-2277.

Tables

Table 1. Target compounds and sampler-water partition coefficients adjusted for temperatures observed at the stations/depths of this study.

Compound	$K_fV_f \times 10^{-4}$ (μL_W)	log $K_{PEW, 20ºC}$ (L_W/kg_{PE})	log $K_{PEW, 16ºC}$ (L_W/kg_{PE})	log $K_{PEW, 14ºC}$ (L_W/kg_{PE})	log $K_{PEW, 12ºC}$ (L_W/kg_{PE})	log $K_{PEW, 11ºC}$ (L_W/kg_{PE})	log $K_{PEW, 10ºC}$ (L_W/kg_{PE})
p,p'-DDE	34.08	5.46	5.61	5.66	5.76	5.78	5.81
o,p'-DDE	58.24	5.46	5.61	5.66	5.76	5.78	5.81
p,p'-DDD	9.76	5.26	5.41	5.46	5.55	5.58	5.61
o,p'-DDD	13.87	5.26	5.41	5.46	5.55	5.58	5.61
p,p'-DDMU	49.7	5.26	5.41	5.46	5.55	5.58	5.61
p,p'-DDNU	47.5	4.92	5.07	5.11	5.21	5.24	5.25
PCB8	2.8	4.85	5.00	5.05	5.14	5.17	5.20
PCB18	7.93	5.01	5.16	5.21	5.30	5.33	5.36
PCB28	10.65	5.43	5.58	5.63	5.73	5.75	5.78
PCB37	12.28	5.58	5.83	5.88	5.98	6.00	6.07
PCB44	19.05	5.51	5.66	5.71	5.81	5.83	5.86
PCB49	20.26	5.60	5.75	5..80	5.9	5.92	5.95
PCB52	20.27	5.59	5.74	5.79	5.89	5.91	5.94
PCB66	23.11	5.94	6.09	6.14	6.24	6.26	6.29
PCB70	20.4	5.94	6.09	6.14	6.24	6.26	6.29
PCB74	20.26	5.94	6.09	6.14	6.24	6.26	6.29
PCB77	39.22	6.37	6.52	6.57	6.67	6.69	6.72
PCB81	25.5	6.21	6.36	6.41	6.51	6.53	6.56
PCB87	23.75	6.03	6.18	6.23	6.33	6.35	6.38
PCB99	22.8	6.13	6.28	6.33	6.43	6.45	6.48
PCB101	25.11	6.12	6.27	6.32	6.42	6.44	6.47
PCB105	33.58	6.38	6.53	6.58	6.68	6.70	6.73
PCB110	23.24	6.10	6.25	6.30	6.40	6.42	6.45
PCB114	29.92	6.38	6.53	6.58	6.68	6.70	6.73
PCB118	28.66	6.46	6.61	6.66	6.76	6.78	6.81
PCB119	23.07	6.31	6.46	6.51	6.61	6.63	6.66
PCB123	28.09	6.46	6.61	6.66	6.76	6.78	6.81
PCB 126	32.85	6.88	7.03	7.08	7.18	7.20	7.23
PCB128	20.96	6.46	6.61	6.66	6.76	6.78	6.81
PCB138	19.2	6.55	6.70	6.75	6.85	6.87	6.90
PCB149	23.1	6.40	6.55	6.60	6.70	6.72	6.75
PCB 151	27.25	6.10	6.25	6.30	6.40	6.42	6.45
PCB153/168	17.59	6.64	6.79	6.84	6.94	6.96	6.99
PCB 156	17.12	6.98	7.13	7.18	7.28	7.30	7.33
PCB157	15.7	6.89	7.04	7.09	7.19	7.21	7.24
PCB158	20.69	6.74	6.89	6.94	7.04	7.06	7.09
PCB167	14.53	6.98	7.13	7.18	7.28	7.30	7.33
PCB 169	14.37	7.12	7.27	7.32	7.42	7.44	7.47

Table 1. (continued) Target compounds and sampler-water partition coefficients adjusted for temperatures observed at the stations/depths of this study

Compound	$K_fV_f \times 10^{-4}$ (μL_W)	log K_{PEW} (L_W/kg_{PE})	log $K_{PEW, 16ºC}$ (L_W/kg_{PE})	log $K_{PEW, 14ºC}$ (L_W/kg_{PE})	log $K_{PEW, 12ºC}$ (L_W/kg_{PE})	log $K_{PEW, 11ºC}$ (L_W/kg_{PE})	log $K_{PEW, 10ºC}$ (L_W/kg_{PE})
PCB170	6.69	6.98	7.13	7.18	7.28	7.30	7.33
PCB177	9.04	6.79	6.94	6.99	7.09	7.11	7.14
PCB180	7.35	7.07	7.22	7.27	7.37	7.39	7.42
PCB183	7.74	6.61	6.76	6.81	6.91	6.93	6.96
PCB187	8.85	6.91	7.06	7.11	7.21	7.23	7.26
PCB189	6.34	7.41	7.56	7.61	7.71	7.73	7.76
PCB194	3.23	7.49	7.64	7.69	7.79	7.81	7.84
PCB200	5.06	6.89	7.04	7.09	7.19	7.21	7.24
PCB201	3.73	7.32	7.47	7.52	7.62	7.64	7.67
PCB206	1.88	7.77	7.92	7.97	8.07	8.09	8.12
PCB209	64.1	7.86	8.01	8.06	8.16	8.18	8.21

Table 2. Detection limits (pg/L) of the target compounds for both types of passive sampler.

Compound	SPME Depth					PE Depth					
	5 m	30 m	55 m	100 m	195 m	5 m	22 m	30 m	55 m	100 m	195 m
p,p'-DDE	1.87	1.48	1.38	1.32	1.28	3.48	2.46	2.2	1.74	1.67	1.56
o,p'-DDE	1.24	0.98	0.91	0.87	0.85	2.4	1.7	1.51	1.2	1.15	1.07
p,p'-DDD	6.37	5.03	4.7	4.5	4.36	4.11	2.91	2.59	2.11	1.97	1.84
o,p'-DDD	3.57	2.82	2.63	2.52	2.44	3.29	2.33	2.07	1.69	1.57	1.47
p,p'-DDMU	1.38	1.09	1.02	0.97	0.94	6.32	4.47	3.99	3.24	3.02	2.82
p,p'-DDNU	1.4	1.1	1.03	0.98	0.96	9.68	6.85	6.25	4.96	4.63	4.53
PCB8	18.5	14.6	13.7	13.1	12.7	3.52	2.49	2.22	1.8	1.68	1.57
PCB18	7.93	6.26	5.85	5.59	5.43	3.62	2.56	2.28	1.85	1.73	1.62
PCB28	5.08	3.89	3.62	3.46	3.29	1.36	0.97	0.86	0.68	0.65	0.61
PCB37	5.4	4.26	3.98	3.81	3.69	1.79	1.01	0.9	0.71	0.68	0.58
PCB44	4.22	3.48	3.34	3.21	3.12	1.44	1.02	0.91	0.72	0.69	0.64
PCB49	3.52	2.78	2.59	2.48	2.41	0.95	0.68	0.6	0.48	0.46	0.43
PCB52	3.31	2.5	2.32	2.18	2.08	1.04	0.74	0.66	0.52	0.5	0.47
PCB66	3.19	2.52	2.35	2.25	2.18	0.46	0.33	0.29	0.23	0.22	0.21
PCB70	3.19	2.52	2.35	2.25	2.18	0.42	0.3	0.26	0.21	0.2	0.19
PCB74	3.14	2.48	2.32	2.22	2.15	0.4	0.28	0.25	0.2	0.19	0.18
PCB 77	2.24	1.77	1.65	1.58	1.53	0.22	0.16	0.14	0.11	0.11	0.1
PCB81	2.02	1.66	1.6	1.53	1.49	0.22	0.16	0.14	0.11	0.11	0.1
PCB87	2.87	2.27	2.11	2.02	1.96	0.43	0.31	0.27	0.22	0.21	0.19
PCB99	2.81	2.22	2.07	1.98	1.92	0.31	0.22	0.2	0.15	0.15	0.14
PCB101	2.67	2.37	2.28	2.23	2.2	0.33	0.23	0.21	0.17	0.16	0.15
PCB105	2.08	1.71	1.65	1.58	1.54	0.18	0.13	0.11	0.09	0.09	0.08
PCB110	2.65	2.09	1.95	1.87	1.81	0.37	0.26	0.23	0.19	0.18	0.17
PCB114	2.02	1.6	1.49	1.43	1.38	0.17	0.12	0.11	0.09	0.08	0.08
PCB118	2.45	2.01	1.94	1.86	1.81	0.14	0.1	0.09	0.07	0.07	0.06
PCB119	2.06	1.63	1.52	1.45	1.41	0.16	0.12	0.1	0.08	0.08	0.07
PCB123	2.16	1.7	1.59	1.52	1.48	0.16	0.11	0.1	0.08	0.07	0.07
PCB 126	2.25	1.78	1.66	1.59	1.54	0.09	0.06	0.06	0.04	0.04	0.04
PCB128	3.42	2.7	2.52	2.41	2.34	0.24	0.17	0.15	0.12	0.11	0.11
PCB138	3.06	2.52	2.42	2.33	2.26	0.17	0.12	0.11	0.09	0.08	0.08
PCB149	3.93	3.11	2.9	2.77	2.69	0.21	0.15	0.14	0.11	0.1	0.1
PCB 151	2.41	1.88	1.78	1.68	1.63	0.48	0.34	0.3	0.24	0.23	0.21
PCB153/168	2.23	1.88	1.81	1.74	1.69	0.06	0.04	0.04	0.03	0.03	0.03
PCB 156	3.14	2.48	2.32	2.22	2.15	0.06	0.04	0.04	0.03	0.03	0.03
PCB157	3.98	3.14	2.93	2.81	2.72	0.07	0.05	0.05	0.04	0.03	0.03
PCB158	2.33	1.84	1.72	1.64	1.59	0.08	0.06	0.05	0.04	0.04	0.04
PCB167	3.72	2.94	2.74	2.63	2.55	0.05	0.04	0.03	0.03	0.03	0.02
PCB 169	4.07	3.21	3	2.87	2.78	0.03	0.02	0.02	0.02	0.01	0.01
PCB170	12.16	9.6	8.96	8.58	8.32	0.07	0.05	0.05	0.04	0.03	0.03
PCB177	10.2	8.03	7.49	7.17	6.96	0.13	0.09	0.08	0.07	0.06	0.06
PCB180	11.14	9.16	8.82	8.47	8.24	0.07	0.05	0.04	0.03	0.03	0.03
PCB183	7.53	6.19	5.96	5.72	5.57	0.14	0.1	0.09	0.07	0.07	0.06
PCB187	7.26	5.73	5.35	5.12	4.97	0.08	0.06	0.05	0.04	0.04	0.04
PCB189	9.17	7.24	6.76	6.47	6.27	0.02	0.01	0.01	0.01	0.01	0.01
PCB194	0.21	0.17	0.15	0.15	0.14	0.02	0.01	0.01	0.01	0.01	0.01
PCB 200	12.16	9.6	8.96	8.58	8.32	0.07	0.05	0.05	0.04	0.04	0.03
PCB201	18.2	14.3	13.4	12.8	12.4	0.03	0.02	0.02	0.01	0.01	0.01
PCB206	53.4	42.2	39.3	37.7	36.5	0.01	0.01	0.01	0.01	0.01	0.01
PCB209	1.43	1.13	1.06	1.01	0.98	0.01	0.01	0.01	0.01	0.01	0.005
ΣDDTs	1.24	0.98	0.91	0.87	0.85	2.4	1.7	1.51	1.2	1.15	1.07
ΣPCBs	0.21	0.17	0.15	0.15	0.14	0.01	0.01	0.01	0.01	0.01	0.005

Table 3. *p,p*'-DDE concentrations determined using PE and SPME with PRC and temperature corrections (pg/L). Dark shading indicates that the site was shallower than the indicated depth. A dash "-" indicates samplers that were lost during deployment. Blank values indicate no deployment at the indicated depth.

	PE							SPME				
Station	5m	22m	30m	45m	55m	100m	195m	5m	30m	55m	100m	195m
1C	-		-		-							
3C	150		1200		3600							
4C	-		-		-			-	-	-		
5C	110		2200		4500							
5DC	99	820		3200								
7C	-		-		1400			120	410	2400		
7DC	-	-		-								
8C	-		-		-			-	-	-		
8DC	120	650		2600								
9C	40				1300			91	180	610		
9DC	97	990		3900								
W1	-		-		-							
W2	220		910			460	8700					
W3	130		400			1300	1600	79	220		250	1300
W4	44		260			520	1500					
W5	-		-	-								
T11	6		16		36			41	72	110		

Table 4. *o,p*'-DDE concentrations determined using PE and SPME with PRC and temperature corrections (pg/L). Dark shading indicates that the site was shallower than the indicated depth. A dash "-" indicates samplers that were lost during deployment. Blank values indicate no deployment at the indicated depth.

	PE							SPME				
Station	5m	22m	30m	45m	55m	100m	195m	5m	30m	55m	100m	195m
1C	-		-		-							
3C	24		170		480							
4C	-		-		-							
5C	20		370		800							
5DC	18	110		490								
7C	-		-		220			<1.2	32	200		
7DC	-	-		-								
8C	-		-		-							
8DC	25	84		390								
9C	11				210			5.0	11	49		
9DC	22	120		590								
W1	-		-		-							
W2	29		130			65	1200					
W3	20		57			190	230	5.3	13		16	95
W4	9.8		36			75	230					
W5	-		-	-								
T11	<2.4		<1.6		4.2			2.0	2.7	4.8		

Table 5. *p,p*'-DDD concentrations determined using PE and SPME with PRC and temperature corrections (pg/L). Dark shading indicates that the site was shallower than the indicated depth. A dash "-" indicates samplers that were lost during deployment. Blank values indicate no deployment at the indicated depth.

	PE							SPME				
Station	5m	22m	30m	45m	55m	100m	195m	5m	30m	55m	100m	195m
1C	-		-		-							
3C	<3.9		14		27							
4C	-		-		-							
5C	<4.1		23		42							
5DC	<3.9	8.5		43								
7C	-		-		25			<6.4	20	120		
7DC	-	-		-								
8C	-		-		-							
8DC	<4.0	8.6		47								
9C	<3.9				12			<6.4	18	21		
9DC	<4.1	8.3		35								
W1	-		-		-							
W2	<4.0		6.4			0.83	12					
W3	<3.9		<2.7			<2.0	21	<6.4	<5.0		<4.5	75
W4	<4.0		<2.4			0.93	24					
W5	-		-	-								
T11	<4.1		<2.7		<2.1			<6.4	<5.0	<4.7		

Table 6. *o,p*'-DDD concentrations determined using PE and SPME with PRC and temperature corrections (pg/L). Dark shading indicates that the site was shallower than the indicated depth. A dash "-" indicates samplers that were lost during deployment. Blank values indicate no deployment at the indicated depth.

	PE							SPME				
Station	5m	22m	30m	45m	55m	100m	195m	5m	30m	55m	100m	195m
1C	-		-		-							
3C	<3.1		<2.1		10							
4C	-		-		-							
5C	<3.3		13		11							
5DC	<3.1	<2.4		12								
7C	-		-		6.7			<3.6	<2.8	23		
7DC	-	-		-								
8C	-		-		-							
8DC	<3.2	<2.2		12								
9C	<3.1				<1.8			<3.6	<2.8	<2.6		
9DC	<3.3	<2.4		9.0								
W1	-		-		-							
W2	<3.2		<2.0			<1.6	4.3					
W3	<3.1		<2.2			<1.6	9.8	<3.6	<2.8		<2.5	16
W4	<3.2		<1.9			2.1	11					
W5	-		-	-								
T11	<3.2		<2.2		<1.7			<3.6	<2.8	<2.6		

Table 7. *p,p*'-DDMU concentrations determined using PE and SPME with PRC and temperature corrections (pg/L). Dark shading indicates that the site was shallower than the indicated depth. A dash "-" indicates samplers that were lost during deployment. Blank values indicate no deployment at the indicated depth.

	PE							SPME				
Station	5m	22m	30m	45m	55m	100m	195m	5m	30m	55m	100m	195m
1C	-		-		-							
3C	95		490		1500							
4C	-		-		-							
5C	73		830		1700							
5DC	64	270		1300								
7C	-		-		700			<1.4	70	440		
7DC	-	-		-								
8C	-		-		-							
8DC	97	220		910								
9C	50				420			<1.4	19	110		
9DC	85	240		730								
W1	-		-		-							
W2	100		270			160	280					
W3	67		160			330	790	4.6	20		35	300
W4	44		120			300	1100					
W5	-		-	-								
T11	<6.3		<4.2		9.3			<1.4	<1.1	<1.0		

Table 8. *p,p*'-DDNU concentrations determined using PE and SPME with PRC and temperature corrections (pg/L). Dark shading indicates that the site was shallower than the indicated depth. A dash "-" indicates samplers that were lost during deployment. Blank values indicate no deployment at the indicated depth.

	PE							SPME				
Station	5m	22m	30m	45m	55m	100m	195m	5m	30m	55m	100m	195m
1C	-		-		-							
3C	18		290		440							
4C	-		-		-							
5C	<9.7		99		330							
5DC	<9.2	180		500								
7C	-		-		90			<1.4	4.7	14		
7DC	-	-		-								
8C	-		-		-							
8DC	<9.4	230		410								
9C	<9.3				110			<1.4	<1.1	6.2		
9DC	<9.8	110		280								
W1	-		-		-							
W2	22		59			35	95					
W3	<9.2		38			68	200	<1.4	<1.1		1.8	9.2
W4	<9.3		140			81	320					
W5	-		-	-								
T11	<9.6		<6.5		<4.9			<1.4	<1.1	<1.0		

Table 9. Dissolved ΣDDT concentrations determined using PE and SPME with PRC and temperature corrections (pg/L).* Dark shading indicates that the site was shallower than the indicated depth. A dash "-" indicates samplers that were lost during deployment. Blank values indicate no deployment at the indicated depth.

	PE							SPME				
Station	5m	22m	30m	45m	55m	100m	195m	5m	30m	55m	100m	195m
1C	-		-		-							
3C	180		1400		4100							
4C	-		-		-							
5C	134		2600		5400							
5DC	120	950		3800								
7C	-		-		1600			124	470	2800		
7DC	-	-		-								
8C	-		-		-			-	-	-		
8DC	150	740		3000								
9C	51				1600			96	210	680		
9DC	120	1100		4500								
W1	-		-		-							
W2	250		1000			520	9900					
W3	150		460			1500	1900	85	230		270	1500
W4	54		300			600	1800					
W5	-		-	-								
T11	6.0		16		40			42	74	120		

* ΣDDT includes *o,p*'- and *p,p*'-DDE, -DDD, and -DDTs, but not *p,p*'-DDMU or -DDNU.

Table 10. Dissolved ΣDDT + *p,p'*-DDNU and -DDMU concentrations determined using PE and SPME with PRC and temperature corrections (pg/L).* Dark shading indicates that the site was shallower than the indicated depth. A dash "-" indicates samplers that were lost during deployment. Blank values indicate no deployment at the indicated depth.

	PE							SPME				
Station	5m	22m	30m	45m	55m	100m	195m	5m	30m	55m	100m	195m
1C	-		-		-							
3C	290		2100		6000							
4C	-		-		-							
5C	210		3500		7300							
5DC	180	1400		5600								
7C	-		-		2400			124	540	3200		
7DC	-	-		-								
8C	-		-		-							
8DC	240	1200		4400								
9C	100				2100			96	225	800		
9DC	200	1500		5500								
W1	-		-		-							
W2	370		1400			720	10000					
W3	210		650			1900	2900	90	250		300	1800
W4	98		560			970	3200					
W5	-		-	-								
T11	6.0		16		50			42	74	120		

* ΣDDT includes *o,p'*- and *p,p'*-DDE, -DDD, and -DDTs, but not *p,p'*-DDMU or -DDNU.

Table 11. Dissolved ΣPCB concentrations determined using PE and SPME with PRC and temperature corrections (pg/L). Dark shading indicates that the site was shallower than the indicated depth. A dash "-" indicates samplers that were lost during deployment. Blank values indicate no deployment at the indicated depth.

	PE							SPME				
Station	5m	22m	30m	45m	55m	100m	195m	5m	30m	55m	100m	195m
1C	-		-		-							
3C	8.9		63		110							
4C	-		-		-							
5C	7.8		92		200							
5DC	6.5	26		100								
7C	-		-		35			< 0.21	30	280		
7DC	-	-		-								
8C	-		-		-							
8DC	15	20		88								
9C	3.5				45			< 0.21	< 0.17	59		
9DC	25	42		170								
W1	-		-		-							
W2	5.3		38			11	84					
W3	6.3		9.5			65	49	< 0.21	< 0.17		9.5	210
W4	0.90		5.7			15	52					
W5	-		-	-								
T11	< 0.01		< 0.01		< 0.01			< 0.21	< 0.17	< 0.15		

Figures

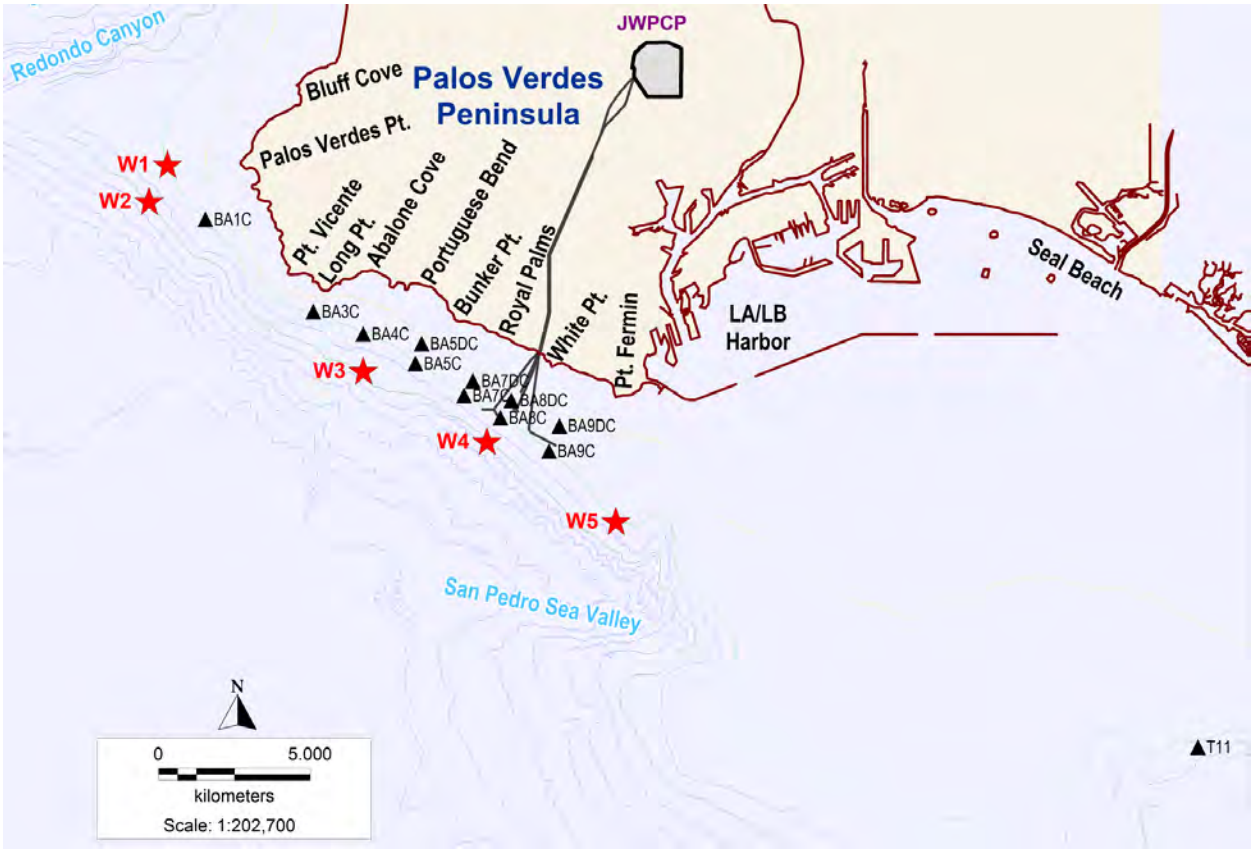

Figure 1. Sampling stations at the Palos Verdes Shelf Superfund site. Black triangles indicate stations sampled in 2010, 2013, and 2022. Red stars are stations sampled in 2013 and 2022.

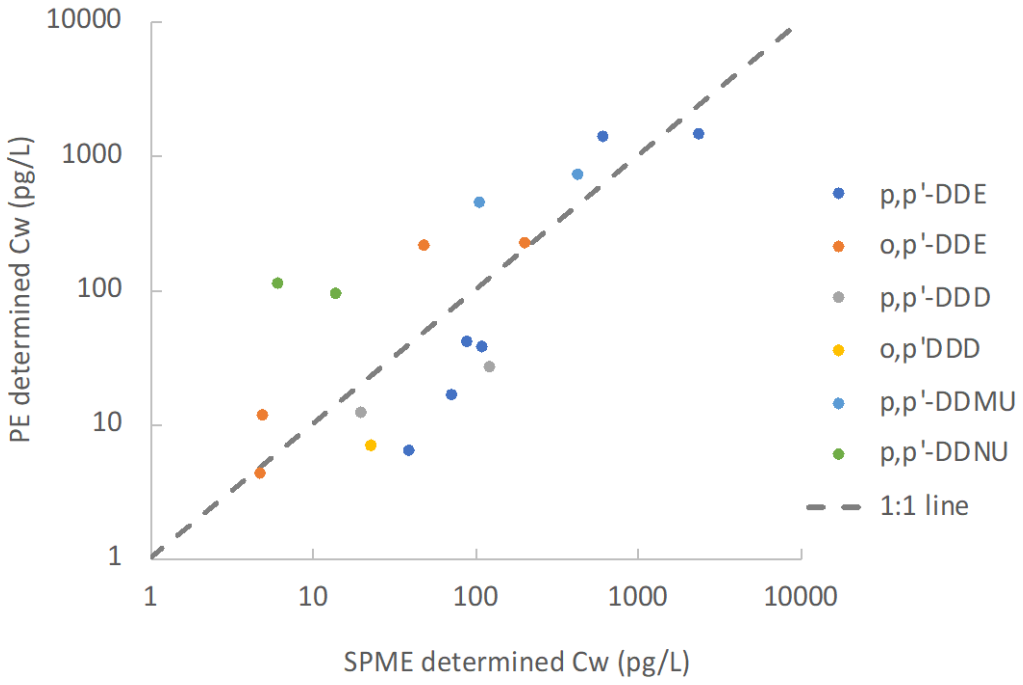

Figure 2. PE-determined C_W vs. SPME-determined C_W using PRC and temperature corrections for both samplers.

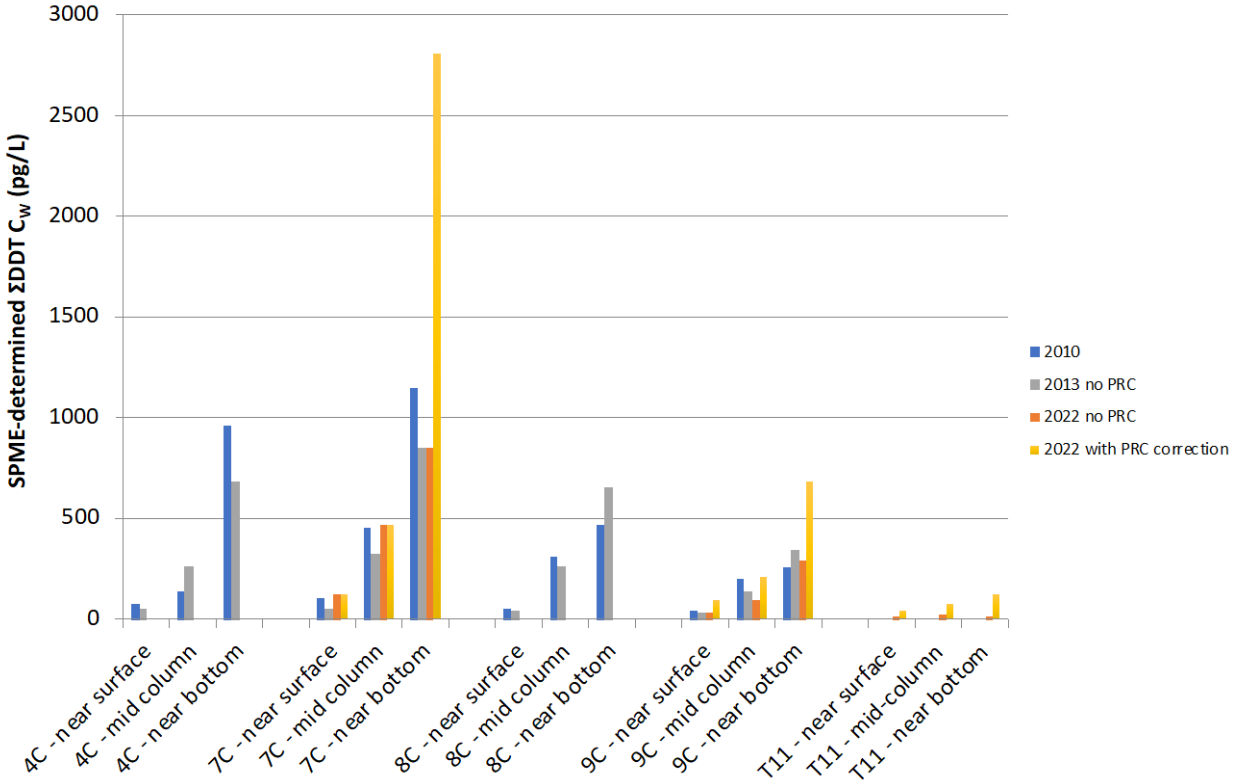

Figure 3. Comparison of SPME determined ΣDDT C_W from 2010, 2013, and 2022 sampling events. PRC corrections are removed from 2013 and 2022 results to allow comparison with 2010 results which did not include PRCs. ΣDDT includes concentrations of *p,p'*- and *o,p'*-congeners of DDE, and DDD where non-detects are not included in the sum. Parent DDTs were below detection limits. DDMU and DDNU are not included.

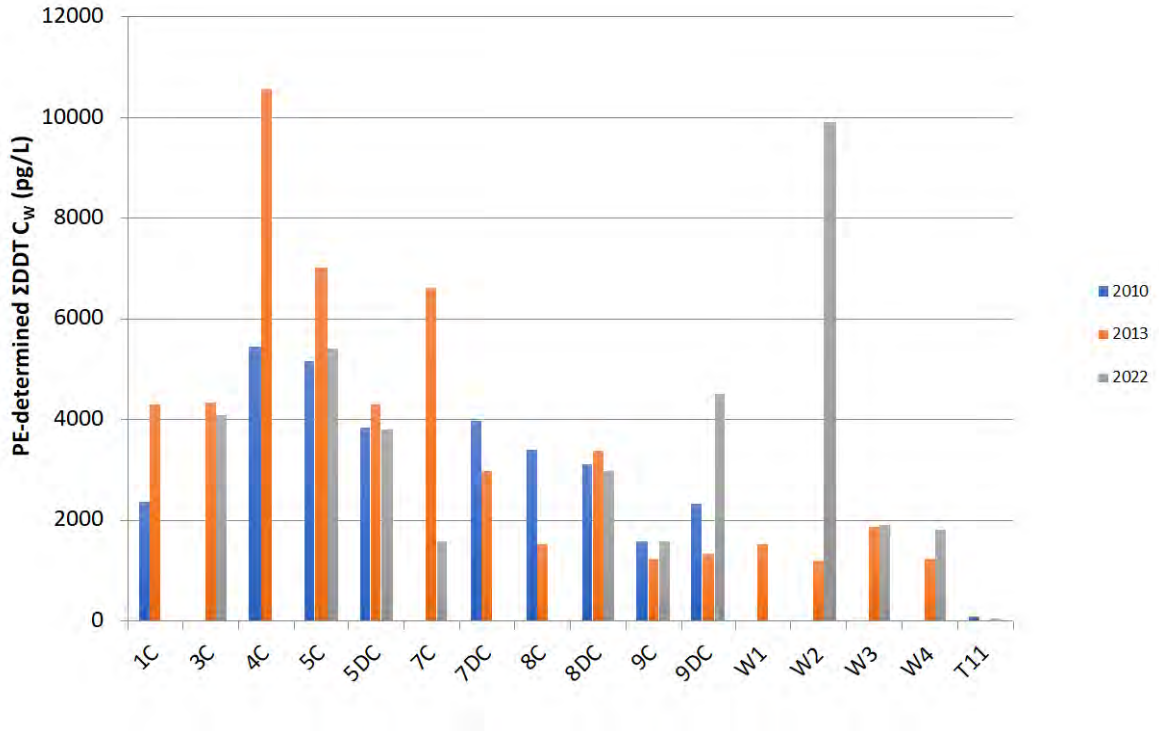

Figure 4. Comparison of PE determined ΣDDT C_W from 2010, 2013, and 2022 sampling events. All values are for near-bottom deployment at each station due to loss of mid-column and surface PE samplers in 2010 study. All PE-determined C_W were calculated using temperature-corrected K_{PEW}. ΣDDT includes concentrations of *p,p'*- and *o,p'*- congeners of DDE, and DDD where non-detects were not included in the sum. Parent DDTs were below detection limits. DDMU and DDNU are not included.

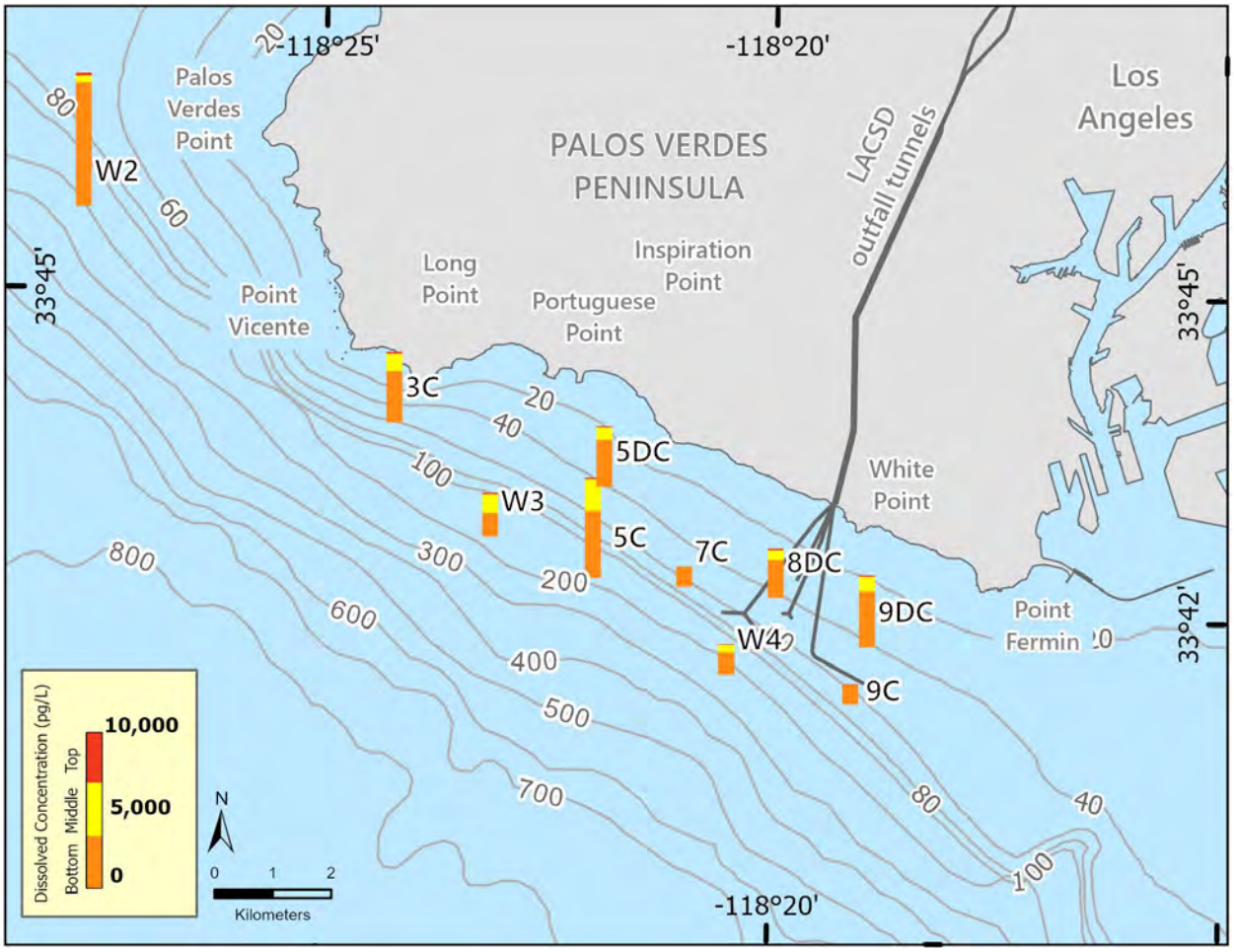

Figure 5. Map of ΣDDT C_W in near-bottom, mid-column, and surface PE samplers from the 2022 sampling event. Site T11 is off-scale. DDMU and DDNU are not included.

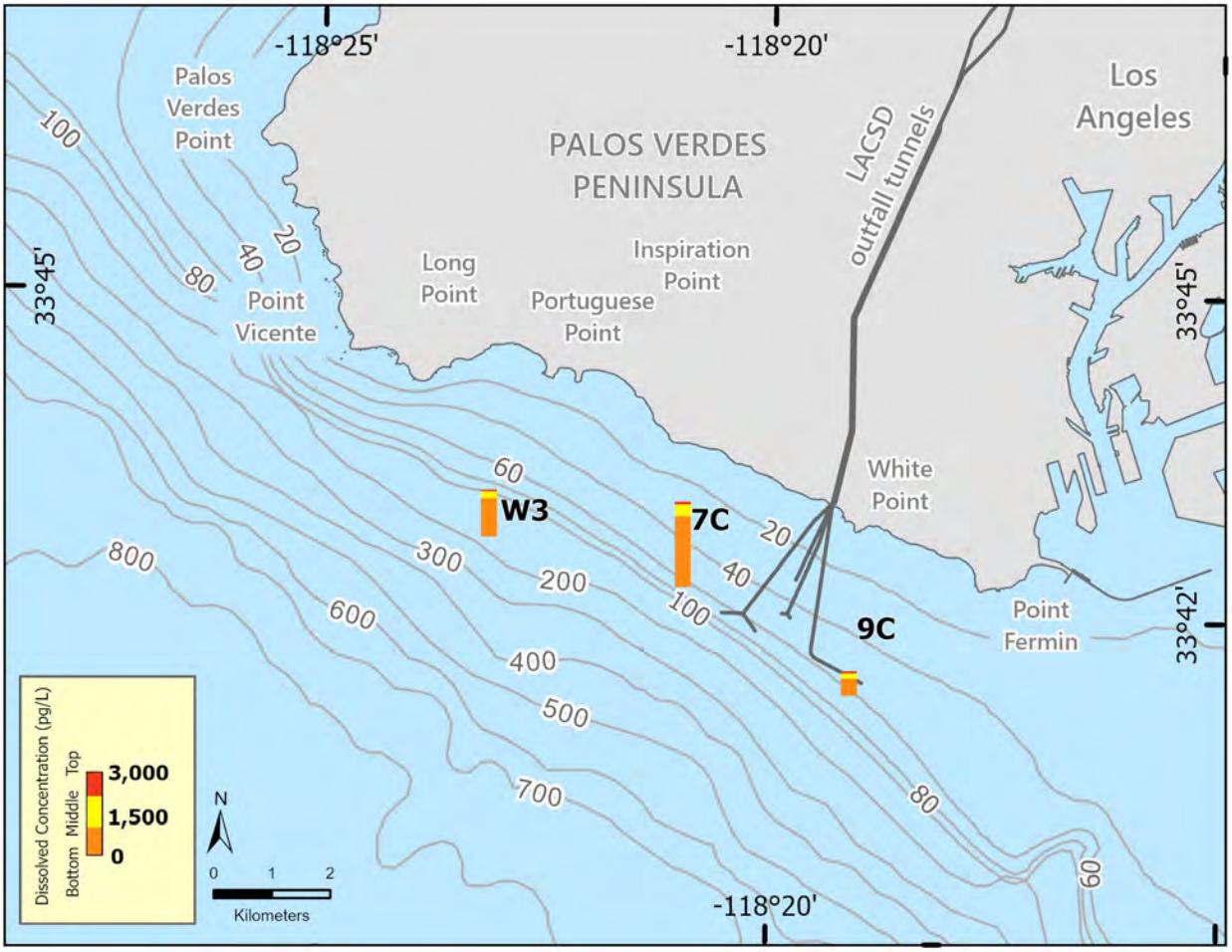

Figure 6. Map of ΣDDT C_W in near-bottom, mid-column, and surface SPME samplers from the 2022 sampling event. Site T11 is off-scale. DDMU and DDNU are not included.

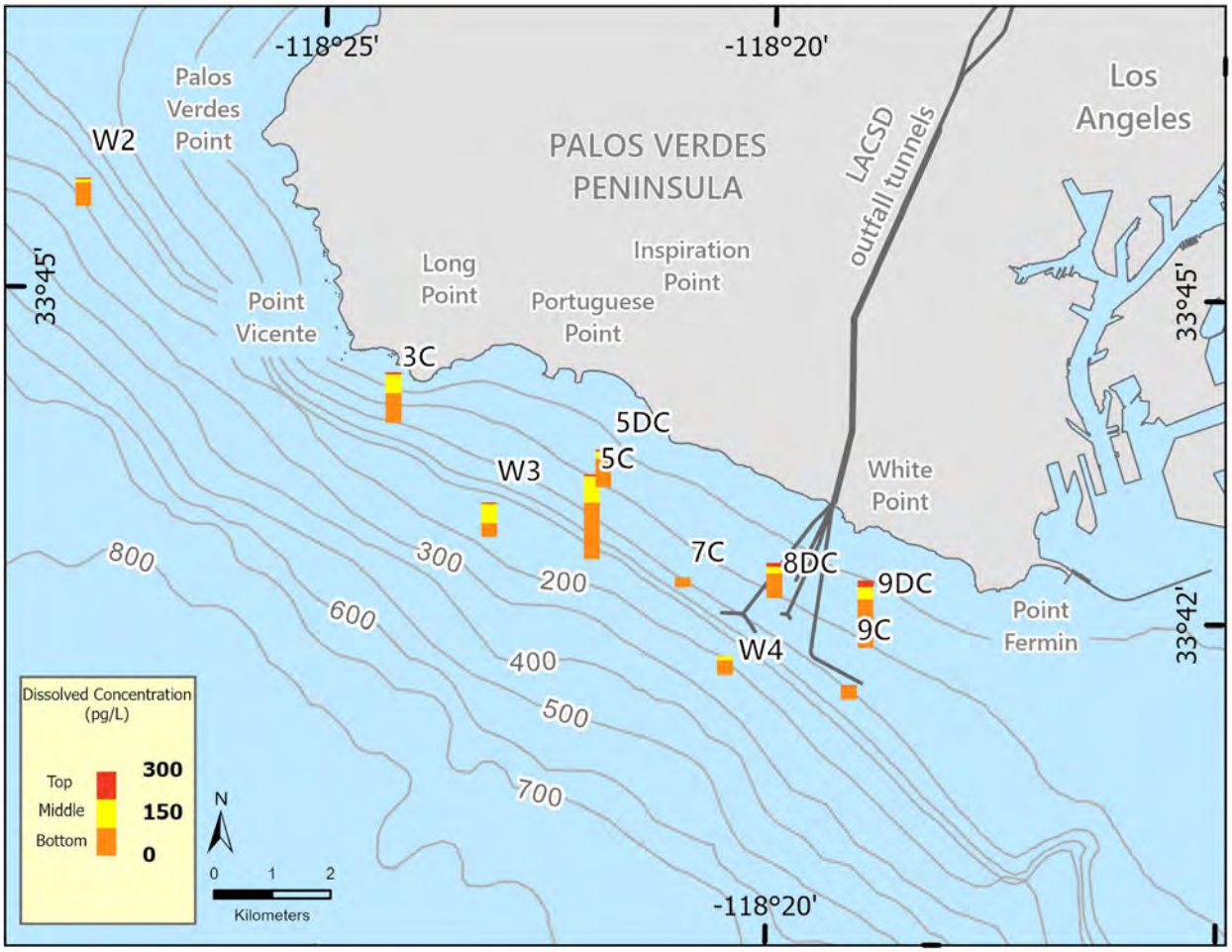

Figure 7. Map of ΣPCB C_W in near-bottom, mid-column, and surface PE samplers from the 2022 sampling event. Site T11 is off-scale. DDMU and DDNU are not included.

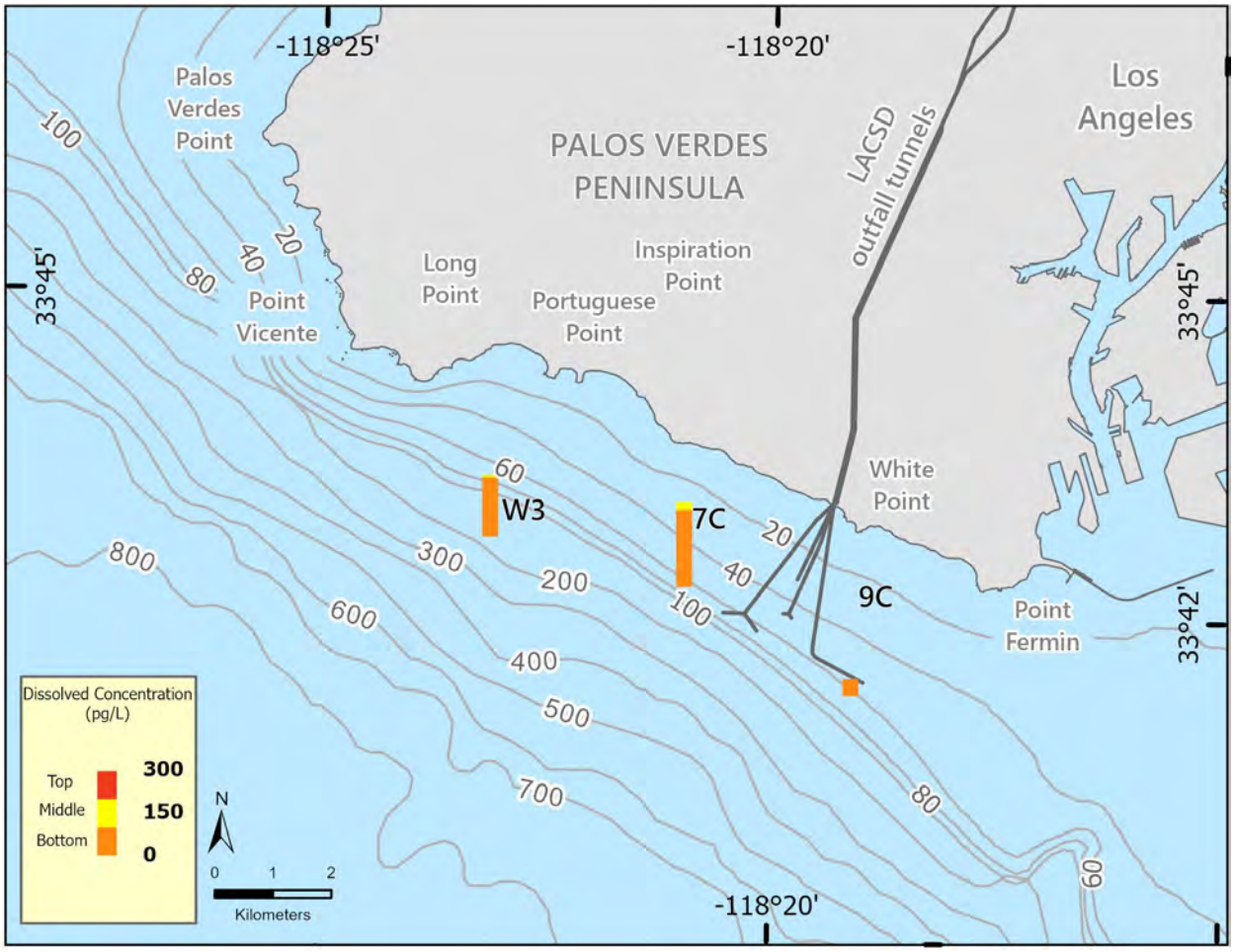

Figure 8. Map of ΣPCB C_W in near-bottom, mid-column, and surface SPME samplers from the 2022 sampling event. Site T11 is off-scale. DDMU and DDNU are not included.

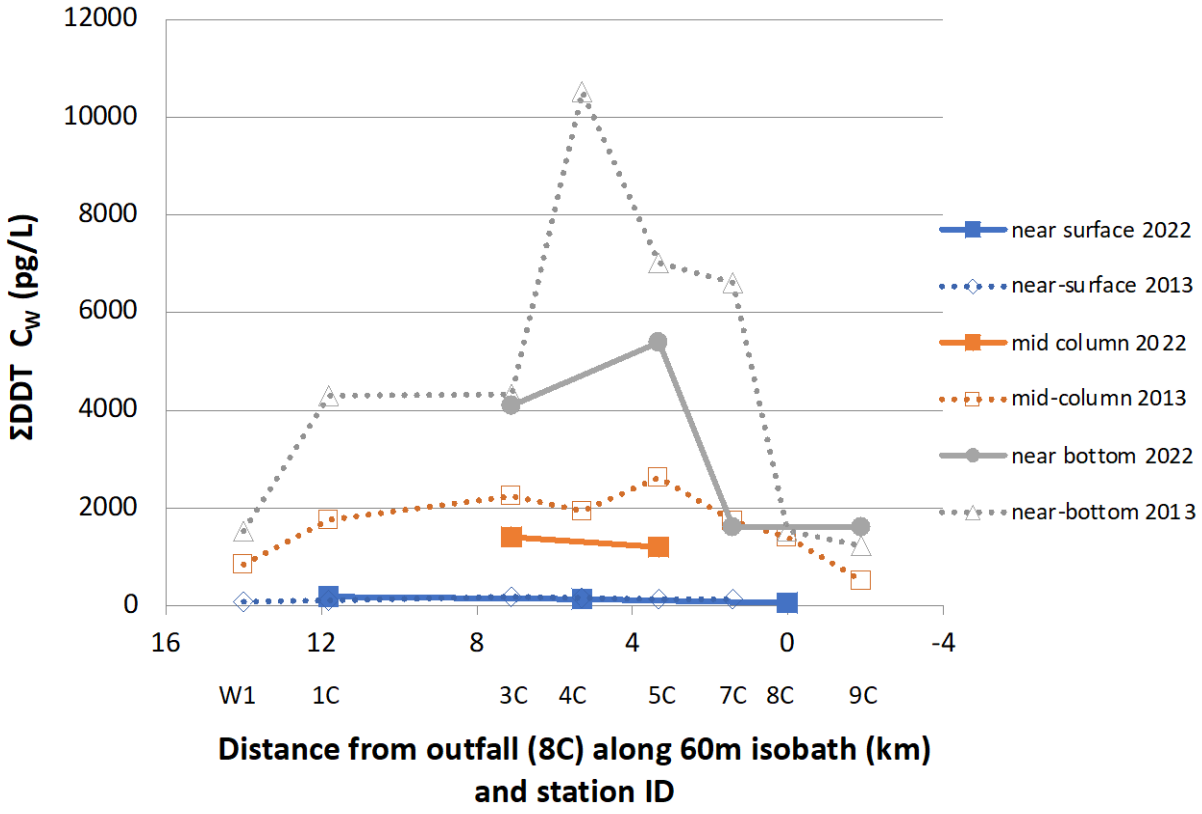

Figure 9. ΣDDT concentrations at three depths along the 60m isobath. Filled markers and solid lines indicate results from this study. Dashed lines and empty markers indicate results from 2013 study.

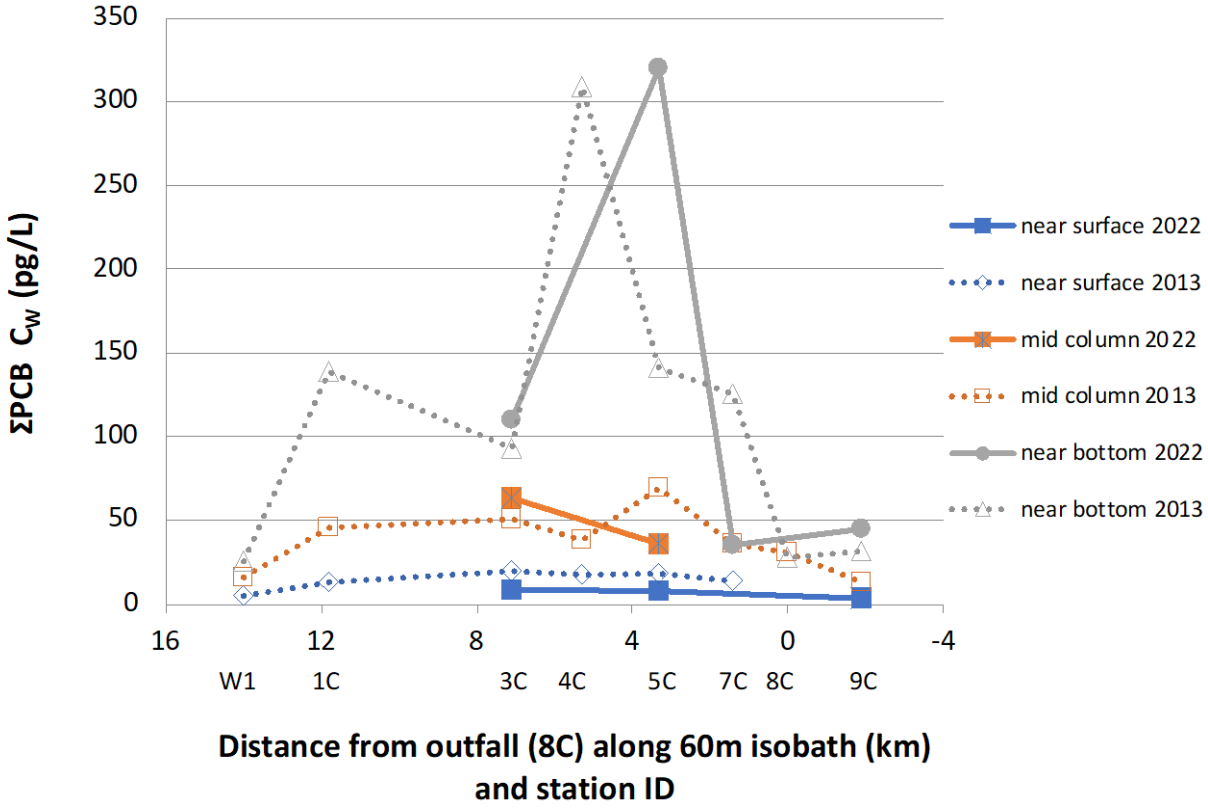

Figure 10. ΣPCB concentrations at three depths along the 60m isobath. Filled markers and solid lines indicate results from this study. Dashed lines and empty markers indicate results from 2013 study.

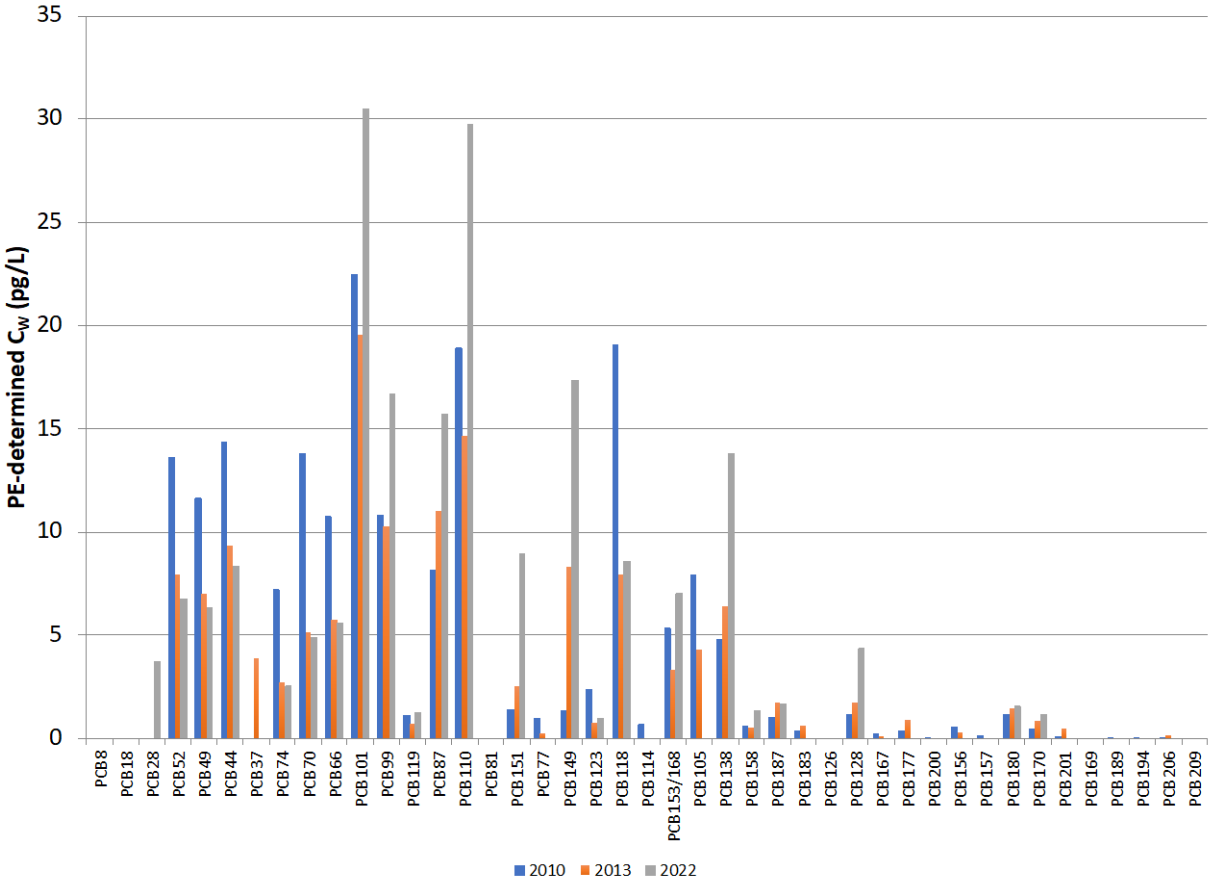

Figure 11. Dissolved PCB congener concentrations determined using PE samplers at station 5C at the near-bottom depth.

Appendix D
EVS Model Report

EVS Model Report for 2022 Sediment Sampling Program

Palos Verdes Shelf (OU 5 of the Montrose Chemical Corporation Superfund Site)

Los Angeles County, California

Prepared for:

United States Environmental Protection Agency – Region 9

Prepared by:

CH2M HILL, Inc.
A wholly owned subsidiary of Jacobs Engineering Group Inc.
6312 S. Fiddler's Green Circle
Suite 300N
Greenwood Village, CO 80111

Design Engineering Services (DES) Contract Line Item Number (CLIN) 3
Contract Number 68HE0318D0004
Task Order Number 68HE0921F0026
DCN: DES-R9-21F0026-02015

February 1, 2024

Contents

Acronyms and Abbreviations ..... **ii**

1. Introduction **1-1**

2. Methods **2-1**

2.1 Modeling Software 2-1

2.1.1 Vertical Domain Development 2-1

2.1.2 Depth-based Model Vertical Domains (Previous Methodology) 2-2

2.1.3 Elevation-based Vertical Domains (Optimized Methodology) 2-2

2.1.4 Analytical Data 2-2

2.2 Model Setup 2-3

2.2.1 Model Domain 2-3

2.2.2 Grid Cell Resolution 2-3

2.2.3 Model Settings 2-3

2.3 Data Interpolation 2-3

3. Model Output **3-1**

3.1 Sub-Areas and Data Visualization 3-1

3.2 Methodology for Estimating Spatial Average COC Concentration and Mass 3-1

4. References **4-1**

Appendix

A Variograms

Tables

1 Summary of Geostatistical Modeling Simulations
2 Summary of EVS Model Settings
3 Average Concentrations of COCs in Sediment - Previous Modeling Methodology
4 Estimated COC Mass in Sediment - Previous Modeling Methodology
5 Average Concentrations of COCs in Sediment - Optimized Modeling Methodology
6 Estimated COC Mass in Sediment - Optimized Modeling Methodology

Acronyms and Abbreviations

Acronym	Definition
µg/kg	microgram(s) per kilogram
2D	two-dimensional
3D	three-dimensional
CDFW	California Department of Fish and Wildlife
cm	centimeter(s)
COC	chemical of concern
DDD	dichlorodiphenyldichloroethane
DDE	dichlorodiphenyldichloroethene
DDMU	1,1-bis(4-chlorophenyl)-2-chloroethene
DDNU	1,1-bis(4-chlorophenyl)ethene
DDT	dichlorodiphenyltrichloroethane
EA	effluent-affected
EVS	Earth Volumetric Studio
g/cm^3	gram(s) per cubic centimeter
GIS	geographic information system
MNR	monitored natural recovery
MVS	Mining Visualization System
OA	outfall area
OC	organic carbon
PCB	polychlorinated biphenyl
PV	Palos Verdes
RL	reporting limit
TOC	total organic carbon

DISCLAIMER: If using a screen reader, adjustment to your default settings may be required.

1. Introduction

Three-dimensional (3D) geostatistical models were developed for the Palos Verdes (PV) Shelf sediment bed using analytical and geotechnical data sets generated from sediment core samples collected in 2022. Geostatistical modeling and data visualization were performed using Earth Volumetric Studio (EVS) software (Version 2022.10.2) by C Tech Development Corporation, which supersedes Mining Visualization System (MVS) software used for the 2009 and 2013 geostatistical models for the PV Shelf (ITSI Gilbane and CDM Smith, 2013; Gilbane, 2018).

Two types of 3D models were developed using the 2022 sediment data sets. The first type, referred to herein as the "previous methodology" runs, used the same modeling methods and settings used to develop the 3D models of the 2009 and 2013 sediment data to provide results that are directly comparable to previous model estimates. The second type, referred to herein as the "optimized methodology" runs, used optimized methods and settings developed in response to comments from the PV Shelf Technical Information Exchange Group on the previous evaluations (Gilbane, 2018). The primary differences between the previous and optimized methodologies are as follows:

- The previous methodology assumed a flat surface for the top of the model domain (i.e., a depth-based approach) whereas the optimized methodology used the top-of-core elevation for the upper surface of the model (i.e., an elevation-based approach).
- The previous methodology considered only differences in horizontal-to-vertical spatial trends (i.e., anisotropy) whereas the optimized methodology accounted for differences in spatial trends in the along-shelf, cross-shelf, and vertical directions.

The 3D models were used to estimate spatial average concentrations and masses of chemicals of concern (COCs) at the PV Shelf. The modeling objectives for the second monitored natural recovery (MNR) sampling event are as follows:

- Assess MNR progress and effectiveness based on the 2009, 2013, and 2022 data sets.
- Evaluate trends in spatial average COC concentrations.
- Evaluate trends in COC mass.
- Compare 2022 spatial average concentrations for Total dichlorodiphenyltrichlorethane (DDTs) and Total polychlorinated biphenyls (PCBs) (short list) in the top 8 centimeters (cm) to Interim Record of Decision cleanup levels (post-capping projections and first Five-Year Review goals) and final cleanup levels at the following locations:
  - Shelf-wide
  - Outfall area (OA)

This report outlines the steps taken to develop the models and presents the model settings, inputs, and results.

2. Methods

This section describes previous and optimized methodologies used for geostatistical modeling of the contaminants in the PV Shelf sediment bed. Model verification for the previous methodology is also summarized in Section 2.1 to describe the transition in software from MVS to EVS.

2.1 Modeling Software

C Tech's EVS Version 2022.10.2 was used to develop geostatistical models for the PV Shelf sediment bed. The kriging interpolation method was chosen for modeling because it enables interpolation of sparse data points in 3D. EVS is a powerful analytical tool that enables the user to visually and statistically analyze input data, determine the best-fit variogram, and interpolate information between known data points. The fundamental objectives used in developing the models were to produce results that honored measured data and document the best-fit variogram for each data set.

Before implementing the EVS model, verification runs were completed using the 2013 p,p'-dichlorodiphenyldichloroethene (DDE) data set. Verification model runs were completed using the same model settings previously reported by Gilbane (2018). The only difference in model setup was that the kriging settings were rotated at an angle consistent with the predominant direction of ocean currents (northwest-southeast) rather than rotating the grid cells as was previously done. Contaminant masses were obtained and compared to the past results, with relative percent difference calculated between historically reported outputs and the verification outputs. The outputs obtained from this analysis yielded results with low relative percent difference (less than 5 percent) across the total bed and top 8 cm of the effluent-affected (EA) layer, indicating that the EVS software and settings used for the 2022 modeling are consistent with previous methods.

2.1.1 Vertical Domain Development

Sediment core recovery depths were used to determine the EA bed thickness and develop the vertical model domain (i.e., top and bottom layers). Vertical domains were created for each type of model (previous and optimized methodologies) and year (2009, 2013, and 2022) based on the lengths of cores collected from each location. Potential data quality issues from sediment coring include potential material loss at the top of the EA bed, potential core penetration into the underlying native sediment, and potential under-penetration where the bottom of the EA bed was not encountered. However, the same coring methodology was used in 2009, 2013, and 2022, generating directly comparable data sets to the degree possible.

The two types of modeling methodologies used two different approaches to stratigraphic interpolation. The previous methodology used a depth-based modeling approach consistent with the 2009 and 2013 methodology, and the optimized modeling approach used an elevation-based approach where the top surface accounted for bathymetry. For the previous modeling methodology, the EA was assumed to start at a constant depth at all core locations. Therefore, the top of the EA bed was set to a constant of 0 meter without any variation in bathymetry. For the optimized methodology, elevations for the top of each sediment core were extracted from a bathymetric surface obtained from the California Department of Fish and Wildlife (CDFW) Marine Region's Geographic Information System (GIS) Lab (CDFW, 2008) and used to model the top surface of the model domain. The bottom surface was then created using the elevation minus the sediment core depth. The reason for updating the model to an elevation-based system was to account for the significant bathymetric variation observed at the shelf, which dips to the southwest on the southwestern portion of the domain. The specific methodology used in EVS to create these layers is described in further detail in Sections 2.1.2 and 2.1.3.

2.1.2 Depth-based Model Vertical Domains (Previous Methodology)

The depth-based EA bed development assumed that the top surface of each core location was at a constant depth of 0 meter. In EVS, no top surface was necessary to confine the upper domain because the constant top layer was automatically created at 0 meter. The bottom stratigraphic interpolation was created from the core recovery lengths at each location. A two-dimensional (2D) layer based on these recovery lengths was interpolated using a rectilinear 100-meter (X) by 100-meter (Y) grid cell size using the default natural neighbor algorithm.

2.1.3 Elevation-based Vertical Domains (Optimized Methodology)

The elevation-based EA bed was developed by estimating the top-of-core elevations using bathymetry obtained from the CDFW Marine Region's GIS Lab (CDFW, 2008). Elevations in meters below mean sea level for each core location were taken from their exact X and Y coordinates in GIS. The top bathymetric surface was then recreated in EVS using these top-of-core elevations and interpolated as a 2D layer using a rectilinear 100-meter (X) by 100-meter (Y) grid cell size using the default natural neighbor algorithm. The bottom layer was created in the same manner as the top layer using the elevation minus the sediment core recovery depth. Elevations of cores varied from approximately -40 to -170 meters below mean sea level.

Based on preliminary modeling with the optimized methodology, it became apparent that vertical exaggeration of the sampled analytical and dry density data was necessary. This adjustment was necessary because the units of vertical samples were on the scale of centimeters and the elevation of the top of the model domain dropped more than 100 meters from the northeastern side of the domain to the southwestern side.

2.1.4 Analytical Data

Modeled parameters included dry density and the following chemical parameters: Total DDTs, Total DDT Compounds, p,p'- DDE, Total PCBs (short list), and Total PCBs (expanded list).[1] Chemical parameters were modeled on both a dry weight and organic carbon (OC)-normalized basis. Results for field replicate cores were averaged.

In samples where no individual DDT-related compounds or PCB congeners were detected, a value of one-half of the median reporting limit (RL) was used for the purposes of EVS modeling. The median RLs for DDT-related compounds were 30, 4.5, and 7.6 micrograms per kilogram (µg/kg) for the 2022, 2013, and 2009 data sets, respectively. The median RLs for PCB congeners were 0.4, 0.3, and 7.6 µg/kg for the 2022, 2013, and 2009 data sets, respectively.

Dry density was calculated on a sample-specific basis from laboratory measurements of bulk density and moisture content using the following equation:

$$\rho_d = \frac{\rho}{1 + w}$$

where:

ρ_d = dry density in grams per cubic centimeter (g/cm^3)
ρ = bulk density in g/cm^3

[1] Total DDTs are the sum of the o,p'- and p,p'- isomers of DDT, dichlorodiphenyldichloroethane (DDD), and DDE. Total DDT Compounds are the sum of Total DDTs, p,p'-1,1-bis(4-chlorophenyl)-2-chloroethene (DDMU), and p,p'-1,1-bis(4-chlorophenyl)ethene (DDNU). Total PCBs (short list) and the sum of 29 PCB congeners and Total PCBs (expanded list) are the sum of 46 PCB congeners.

w = fractional moisture content (non-dimensional)

OC-normalized DDT and PCB results were calculated on a sample-specific basis using the following equation:

$$\frac{\mu g}{kg} OC = \frac{\mu g/kg\ dry\ weight}{kg\ TOC/kg\ dry\ weight}$$

where:

µg/kg OC = micrograms of COC per kilogram of organic carbon
µg/kg dry weight = chemical concentration in sediment on a dry weight basis
kg TOC/kg dry weight = total organic carbon (TOC) content expressed as a decimal (e.g., 1 percent TOC = 0.01)

Table 1 (tables are located at the end of this document) summarizes the model runs performed for each chemical parameter.

2.2 Model Setup

This section presents the model domain, grid cell resolution, and model settings.

2.2.1 Model Domain

The 3D model domain was based on an area that extended roughly 10 percent beyond the sediment sampling locations to the northwest and southeast. The domain was then bounded on the shoreline side at the 30-meter isobath and on the continental-shelf side at the 150-meter isobath.

2.2.2 Grid Cell Resolution

The grid resolution of the model was similar to that of past modeling efforts. A rectilinear grid domain with an individual cell size of 100 meters (X) by 100 meters (Y) by 0.02 meter (Z) was used for both modeling methodologies. The model grid was referenced to Universal Transverse Mercator Zone 11.

In prior modeling efforts, the grid was rotated to align with the direction of alongshore ocean currents. Rather than rotating the grid, an anisotropy setting defining the model direction was used instead. The anisotropy rotation was set to a heading of 120 degrees in both the previous and optimized models.

2.2.3 Model Settings

Table 2 provides a complete list of model settings used in the previous and optimized methodologies along with prior (2009 and 2013) model settings. For the optimized modeling approach, model settings were unique to the modeled parameter. For example, model settings and variograms were unique for dry density and COCs because of their distinct data distributions. Model settings were largely consistent with the previous modeling methodology, with only minor differences. Optimized model settings were unique to each parameter and were tailored to the models based on technical feedback from prior reporting and optimization of the parameters through various iterations of variogram fitting.

2.3 Data Interpolation

Similar to previous modeling efforts, kriging was used as the geostatistical method for interpolation between the sparse data points. Analytical and dry density data were interpolated for both the previous and optimized methodologies within the model domain using a 100-meter (X) by 100-meter (Y) by 0.02-meter (Z) grid cell size. Because of the small vertical scale (centimeters) and large dip to the

southwest of more than 100 meters, sample intervals were multiplied by 100 to exaggerate the vertical scale and enable kriging of the data set. Differences in the interpolations between the previous and optimized methodologies are described below.

3D Interpolation – Previous Methodology

Interpolation for the previous methodology used the same settings as Gilbane (2018) (provided in Table 2). These settings included a horizontal-versus-vertical anisotropy of 20,000, with a range of 8,744 and sill of 1.27. The variograms for the 2013 verification run and subsequent 2022 runs appeared to show an exponential trend; however, these range and sill parameters generally did not match the trend. Nonetheless, these parameters were maintained through the previous methodology runs to ensure consistency.

In addition to interpolating analytical data, dry density data were also kriged in 3D using the same grid structure. Because of the difference in data distribution, a best-fit variogram was used, although this data set did not show a strong trend.

3D Interpolation – Optimized Methodology

Interpolation for the optimized methodology used unique settings (provided in Table 2). Unique settings were developed for the analytical and dry density data sets for 2022, 2013, and 2009.

For each parameter and data set run using the optimized methodology, a best fit was established for the variogram. Each variogram is provided in Appendix A.

3. Model Output

This section discusses sub-areas and data visualization, and the methodology for estimating spatial average COC concentration and mass.

3.1 Sub-Areas and Data Visualization

Spatial average COC concentrations and masses were determined for the entire model domain; results were also reported separately for the 0- to 8-cm biologically active zone and for the OA (entire OA and 0- to 8-cm layer within the OA). Plan view maps of COC distribution in the top 8 cm and vertical profiles showing COC distribution along the 60-meter isobath were prepared for a representative subset of the model runs. Data visualizations are provided in the main report.

3.2 Methodology for Estimating Spatial Average COC Concentration and Mass

Model outputs for spatially averaged COC concentrations are readily output from the analytical data set following the interpolation described in Section 2.3. Total COC mass across the domains required node combination, including node values from the analytical and dry density data sets.

This additional step required the use of the Combine Nodal Data and Node Computation modules in EVS to estimate a mass for each grid cell node based on the following equation:

$$M = 10^{AN(0)} * Bn(0) * 0.000001$$

Where:

An(0) = kriged analyte concentration
Bn(0) = kriged dry density in g/cm^3
0.000001 = conversion factor of concentration (µg/kg) x density (g/cm^3) = (kilograms per cubic meter)

First, Combine Nodal Data received inputs from the analytical and dry density interpolation outputs, which had identical grid structure. Second, a unit conversion was applied to the combined node data set to obtain the mass in kilograms (i.e., analytical concentration units were in units of µg/kg and dry density units were in g/cm^3).

Spatial average concentration and mass estimates for the previous methodology runs are summarized in Tables 3 and 4, respectively. Average concentration and mass estimates for the optimized methodology runs are summarized in Tables 5 and 6, respectively.

4. References

California Department of Fish and Wildlife (CDFW). 2008. *GIS Lab.* Marine Region. https://filelib.wildlife.ca.gov/Public/R7_MR/

Gilbane Federal (Gilbane). 2018. *First Monitored Natural Recovery Report, Data Collections 2013-2016, Palos Verdes Shelf, Operable Unit 5 of the Montrose Chemical Corporation Superfund Site, Los Angeles County, California*. Final. May.

ITSI Gilbane Company (ITSI Gilbane) and CDM Smith. 2013. *Data Report for the Fall 2009 Sediment Sampling Program, Palos Verdes Shelf (OU 5 of the Montrose Chemical Corp. Superfund Site), Los Angeles County, California*. Revised Final. November.

Tables

Table 1. Summary of Geostatistical Modeling Simulations

Second MNR Report

Palos Verdes Shelf

Los Angeles County, California

	Previous Methodology[a]		Optimized Methodology	
Parameter	**Concentration**	**Mass**	**Concentration**	**Mass**
Total DDTs	2009, 2013, 2022	2009, 2013, 2022	2009, 2013, 2022	2009, 2013, 2022
Total DDT Compounds	2009, 2013, 2022	2009, 2013, 2022	2009, 2013, 2022	2009, 2013, 2022
p,p'-DDE	2009, 2013, 2022	2009, 2013, 2022	2009, 2013, 2022	2009, 2013, 2022
Total PCBs (Short List)	2009, 2013, 2022	2009, 2013, 2022	2009, 2013, 2022	2009, 2013, 2022
Total PCBs (Expanded List)	2013, 2022	2013, 2022	2013, 2022	2013, 2022
Total DDTs (OC-normalized)	2009, 2013, 2022	NA	2009, 2013, 2022	NA
Total DDT Compounds (OC-normalized)	2009, 2013, 2022	NA	2009, 2013, 2022	NA
Total PCBs (Short List) (OC-normalized)	2009, 2013, 2022	NA	2009, 2013, 2022	NA
Total PCB (Expanded List) (OC-normalized)	2013, 2022	NA	2013, 2022	NA

[a]Simulations using previous modeling methodology were not performed for the individual DDT-related parameters except p,p'-DDE.

Dates for each simulation correspond to the dates of the sediment data sets.

DDE = dichlorodiphenyldichloroethene

DDT = dichlorodiphenyltrichloroethane

N/A = not applicable

OC = organic carbon

PCB = polychlorinated biphenyl

Table 2. Summary of EVS Model Settings

Second MNR Report

Palos Verdes Shelf

Los Angeles County, California

			Previous Methodology - EVS		Optimized Methodology - EVS					
Analyte	**Units**	**MVS 2013 Analytical (Gilbane, 2018)**	**Analytical 2022**	**Dry Density 2022**	**Analytical 2022**	**Analytical 2013**	**Analytical 2009**	**Dry Density 2022**	**Dry Density 2013**	**Dry Density 2009**
X min	meters	365798	365450	365450	365450	365450	365450	365450	365450	365450
X max	meters	380694	380830	380830	380840	380840	380840	380840	380840	380840
X length	meters	14896	14300	14300	15390	15390	15390	15390	15390	15390
X resolution	#	149	154	154	154	154	154	154	154	154
X cell width	meters	100	100	100	100	100	100	100	100	100
Y min	meters	3725454	3724900	3724900	3724900	3724900	3724900	3724900	3724900	3724900
Y max	meters	3737180	3737300	3737300	3737300	3737300	3737300	3737300	3737300	3737300
Y length	meters	11726	11300	11300	12400	12400	12400	12400	12400	12400
Y resolution	#	117	124	124	124	124	124	124	124	124
Y cell length	meters	100	100	100	100	100	100	100	100	100
Z min	meters	NR	-0.84	-0.84	-227.8	-242.9	-232.1	-227.8	-242.9	-232.1
Z max	meters	NR	0	0	-37.17	-36.7	-39.17	-37.17	-36.7	-39.17
Z length	meters	NR	0.84	0.84	-190.63	-206.2	-192.93	-190.63	-206.2	-192.93
Z resolution	#	44	42	42	95	103	96	95	103	96
Z cell length	meters	0.02	0.02	0.02	0.02	0.02	0.02	0.02	0.02	0.02
Model Direction	Degrees	NR	210	210	210	210	210	210	210	210
Boundary Offset	%	NR	6%	6%	6%	6%	6%	6%	6%	6%
Adaptive gridding	N/A	NR	No	No	No	No	No	No	No	No
Proportional gridding	N/A	NR	N/A	N/A	N/A	N/A	N/A	N/A	N/A	N/A
Anisotropy (Secondary Ratio)	Horizontal/Vertical	20000	20000	20000	30	30	30	30	30	30
Primary Ratio	Horizontal/Horizontal	NR	1	1	0.3	0.3	0.3	0.3	0.3	0.3
Dip	Degrees	NR	0	0	-3	-3	-3	-3	-3	-3
Max-gap	meters	NR	0.01	0.01	0.01	0.01	0.01	0.01	0.01	0.01
Preclip min	µg/kg	NR	0	0	0	0	0	0	0	0
Preclip max	µg/kg	NR	1.00E+09	1.00E+09	1.00E+09	1.00E+09	1.00E+09	1.00E+09	1.00E+09	1.00E+09
Postclip min	µg/kg	NR	0.01	0.01	0.01	0.01	0.01	0.01	0.01	0.01
Postclip max	µg/kg	NR	1.00E+09	1.00E+09	1.00E+09	1.00E+09	1.00E+09	1.00E+09	1.00E+09	1.00E+09
Less-than multiplier	#	NR	0.1	0.1	0.1	0.1	0.1	0.1	0.1	0.1
Variogram type	N/A	NR	Exponential	Exponential	Exponential	Exponential	Exponential	Exponential	Exponential	Exponential
Range	meters	8744	8744	8744	1000	1000	1000	800	800	800
Sill	N/A	1.27	1.27	1.27	0.6/0.4*	0.6/0.4*	0.6/0.4*	0.009	0.011	0.0038
Nugget	N/A	NR	0	0	0	0	0	0	0	0

µg/kg = microgram(s) per kilogram

EVS = Earth Volumetric Studio

MNR = monitored natural recovery

MVS = Mining Visualization System

N/A = not applicable

NR = not reported/may not be relevant to MVS

*Most OC-normalized runs for the optimized methdology and 2009 Total PCB runs were fit with a lower sill values (typically of 0.4). See Appendix A for details.

Table 3. Average Concentrations of COCs in Sediment - Previous Modeling Methodology

Second MNR Report

Palos Verdes Shelf

Los Angeles County, California

	Shelf-wide						Outfall Area					
	Full Model			Top 8 cm			Full Model			Top 8 cm		
Parameter[a]	**2022**	**2013**	**2009**	**2022**	**2013**	**2009**	**2022**	**2013**	**2009**	**2022**	**2013**	**2009**
Total DDTs	2,600	3,100	1,600	1,400	2,000	1,300	4,500	5,300	2,700	2,000	3,100	1,900
Total DDT Compounds	4,000	4,400	2,200	2,200	2,800	1,600	6,500	7,000	3,500	3,100	4,100	2,400
p,p'-DDE	1,900	2,300	1,100	1,000	1,300	860	3,200	3,700	1,700	1,300	1,800	1,200
Total PCBs (Short List)	190	260	120	120	170	84	280	390	160	150	220	110
Total PCBs (Expanded List)	310	400	N/A	190	250	N/A	460	600	N/A	240	330	N/A
Total DDTs (OC-normalized)	78,000	96,000	56,000	59,000	85,000	55,000	130,000	160,000	95,000	93,000	140,000	82,000
Total DDT Compounds (OC-normalized)	120,000	140,000	81,000	88,000	120,000	70,000	190,000	220,000	120,000	140,000	180,000	100,000
Total PCBs (Short List) (OC-normalized)	6,100	8,400	4,300	4,600	6,900	3,400	8,700	12,000	5,400	6,800	9,600	4,800
Total PCB (Expanded List) (OC-normalized)	9,600	12,000	N/A	7,100	10,000	N/A	14,000	18,000	N/A	11,000	14,000	N/A

[a] Results for 2009 and 2013 are based on updated simulations performed for the Second MNR Study.

Dry weight concentrations are reported in µg/kg; OC-normalized concentrations are reported in µg/kg OC.

µg/kg = microgram(s) per kilogram

cm = centimeter(s)

COC = chemical of concern

DDT = dichlorodiphenyltrichloroethane

MNR = monitored natural recovery

N/A = not applicable

OC = organic carbon

PCB = polychlorinated biphenyl

Table 4. Estimated COC Mass in Sediment - Previous Modeling Methodology

Second MNR Report

Palos Verdes Shelf

Los Angeles County, California

	Shelf-wide						Outfall Area					
	Full Model			Top 8 cm			Full Model			Top 8 cm		
Parameter[a]	**2022**	**2013**	**2009**	**2022**	**2013**	**2009**	**2022**	**2013**	**2009**	**2022**	**2013**	**2009**
Total DDTs	32,000	38,000	24,000	3,200	4,100	3,200	18,000	21,000	13,000	1,500	2,200	1,600
Total DDT Compounds	50,000	55,000	35,000	5,000	5,700	4,100	26,000	28,000	17,000	2,400	2,900	2,100
p,p'-DDE	23,000	26,000	16,000	2,300	2,700	2,200	12,000	14,000	8,300	1,000	1,300	1,000
Total PCBs (Short List)	2,400	3,000	1,800	270	340	210	1,100	1,400	750	120	150	99
Total PCBs (Expanded List)	3,900	4,600	N/A	420	520	N/A	1,800	2,200	N/A	190	230	N/A

[a] Results for 2009 and 2013 are based on updated simulations performed for the Second MNR Study.

All masses are reported in kg.

cm = centimeter(s)

COC = chemical of concern

DDT = dichlorodiphenyltrichloroethane

kg = kilogram(s)

MNR = monitored natural recovery

N/A = not applicable

PCB = polychlorinated biphenyl

Table 5. Average Concentrations of COCs in Sediment - Optimized Modeling Methodology

Second MNR Report

Palos Verdes Shelf

Los Angeles County, California

	Shelf-wide						Outfall Area					
	Full Model			Top 8 cm			Full Model			Top 8 cm		
Parameter[a]	**2022**	**2013**	**2009**	**2022**	**2013**	**2009**	**2022**	**2013**	**2009**	**2022**	**2013**	**2009**
Total DDTs	3,200	4,200	2,000	1,900	2,300	1,400	6,300	7,900	4,300	3,200	3,700	2,400
Total DDT Compounds	4,700	6,400	2,600	3,000	4,400	1,900	8,500	12,000	5,200	4,800	8,100	3,100
p,p'-DDE	2,300	2,900	1,200	1,300	1,500	910	4,400	5,300	2,500	2,100	2,200	1,500
Total PCBs (Short List)	210	290	120	140	190	90	350	490	200	200	280	140
Total PCBs (Expanded List)	330	440	NA	220	280	NA	560	750	NA	310	420	NA
Total DDTs (OC normalized)	80,000	110,000	58,000	67,000	99,000	51,000	140,000	220,000	100,000	120,000	180,000	86,000
Total DDT Compounds (OC-normalized)	130,000	150,000	78000	100,000	130,000	69000	200,000	260,000	130000	170,000	230,000	110000
Total PCBs (Short List) (OC normalized)	5,900	7900	3700	4,800	6800	3400	8,700	12000	5300	7,500	10000	5000
Total PCB (Expanded List) (OC-normalized)	9,300	12000	NA	7,500	9900	NA	14,000	18000	NA	12,000	15000	NA

[a] Spatial average concentrations for 2009 and 2013 were calculated using optimized modeling methodology.

Dry weight concentrations are reported in µg/kg; OC-normalized concentrations are reported in µg/kg OC.

µg/kg = micrograms per kilogram

cm = centimeter

COC = chemical of concern

NA = not applicable

OC = organic carbon

Table 6. Estimated COC Mass in Sediment - Optimized Modeling Methodology

Second MNR Report

Palos Verdes Shelf

Los Angeles County, California

	Shelf-wide						Outfall Area					
	Full Model			Top 8 cm			Full Model			Top 8 cm		
Parameter[a]	**2022**	**2013**	**2009**	**2022**	**2013**	**2009**	**2022**	**2013**	**2009**	**2022**	**2013**	**2009**
Total DDTs	34,000	42,000	27,000	4,000	4,300	3,400	21,000	25,000	18,000	2,300	2,400	2,000
Total DDT Compounds	51,000	65,000	37,000	6,200	8,100	4,500	30,000	39,000	22,000	3,400	5,200	2,600
p,p'-DDE	24,000	29,000	17,000	2,800	2,800	2,200	15,000	17,000	10,000	1,500	1,500	1,200
Total PCBs (Short List)	2,400	3,100	1,700	290	360	220	1,200	1,600	850	140	180	120
Total PCBs (Expanded List)	3,700	4,700	NA	450	540	NA	2,000	2,500	NA	220	280	NA

[a] Mass estimates for 2009 and 2013 were calculated using optimized modeling methodology.

All masses are reported in kg.

cm = centimeter(s)

COC = chemical of concern

DDE = dichlorodiphenyldichloroethene

DDT = dichlorodiphenyltrichloroethane

MNR = monitored natural recovery

N/A = not applicable

PCB = polychlorinated biphenyl

Appendix A
Variograms

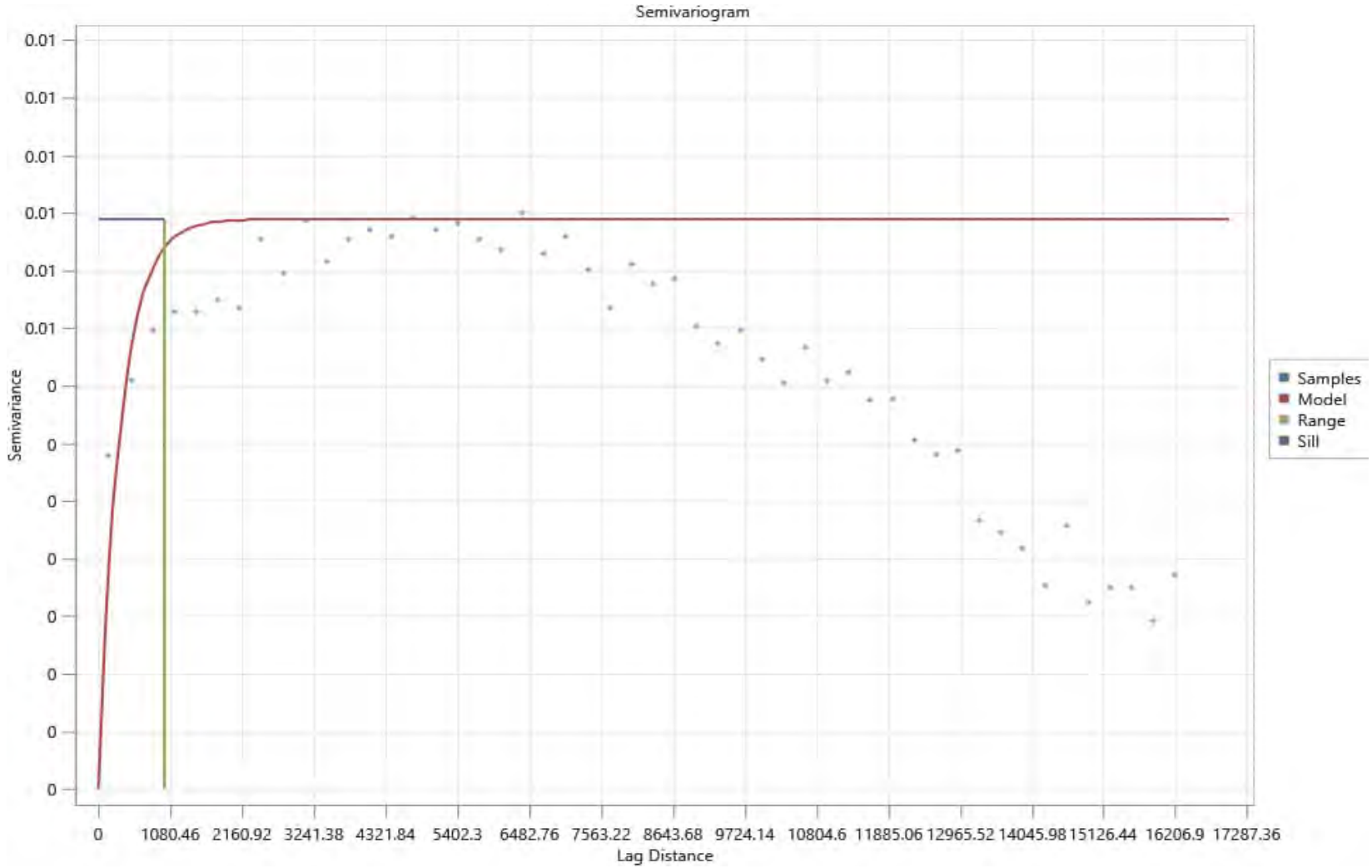

Range: 1000
Sill: 0.003

Figure 1
Dry Density Variogram - 2022
Previous Methodology
Second MNR Report
Palos Verdes Shelf
Los Angeles County, California

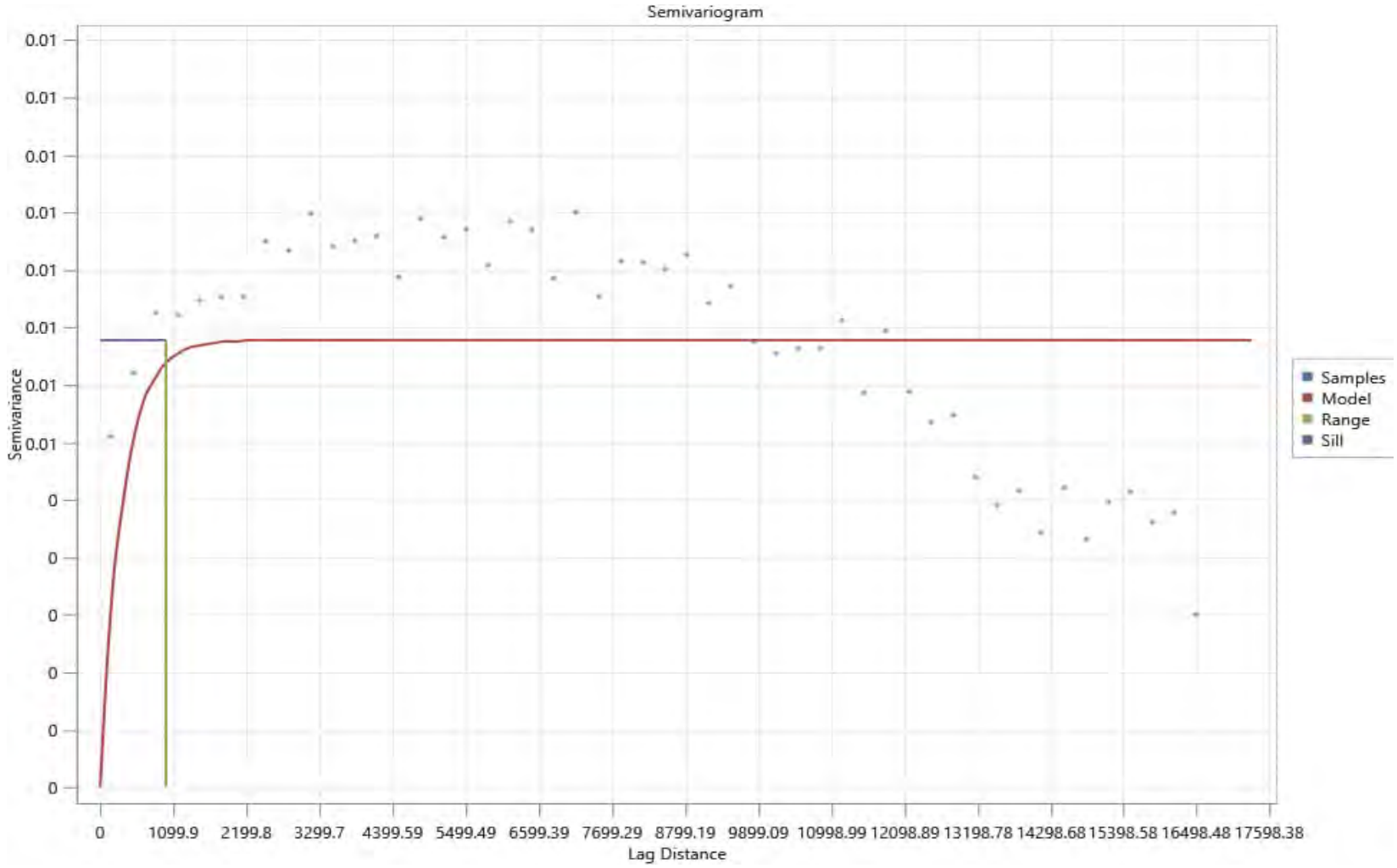

Range: 1000
Sill: 0.003

Figure 2
Dry Density Variogram - 2013
Previous Methodology
Second MNR Report
Palos Verdes Shelf
Los Angeles County, California

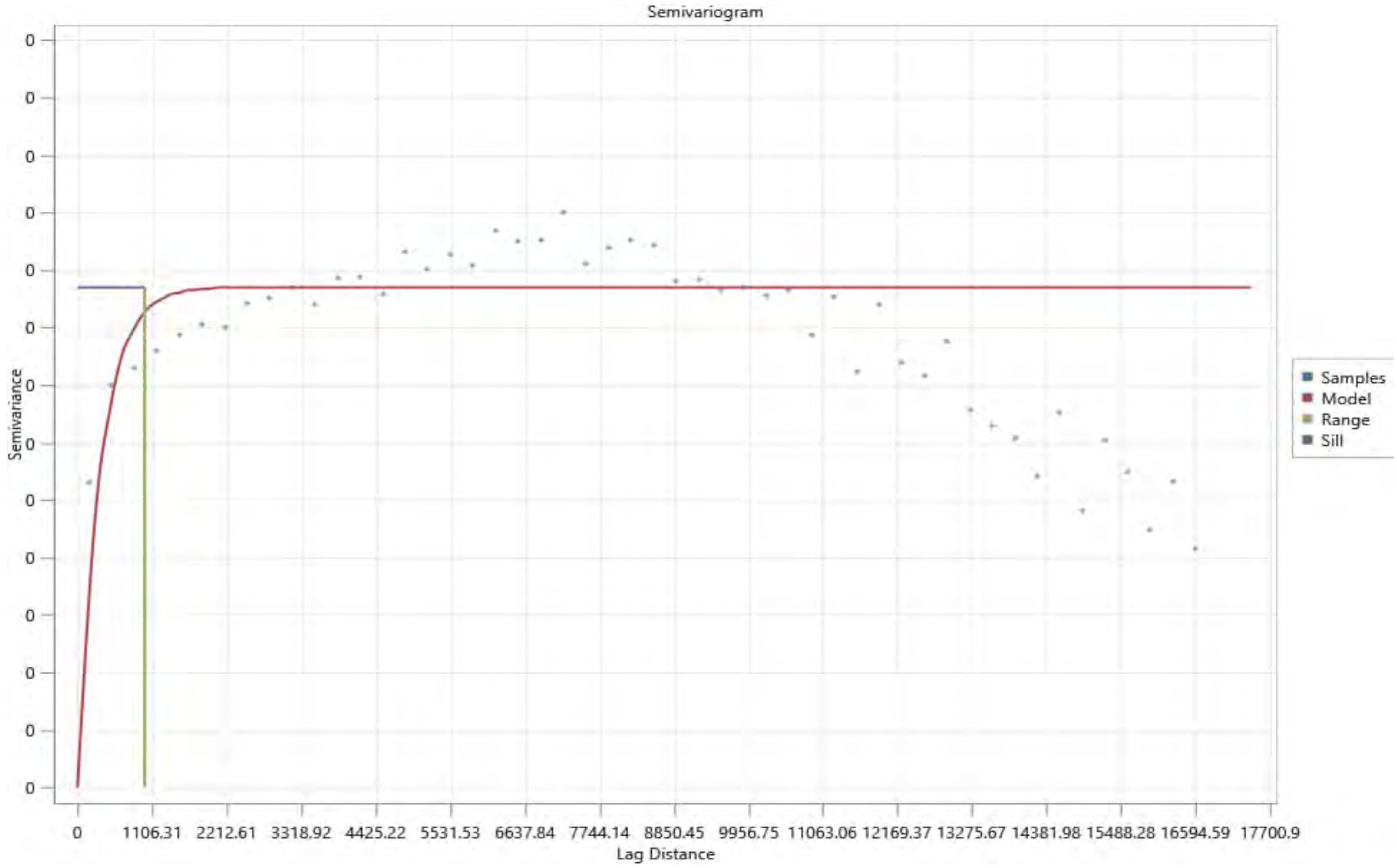

Range: 1000
Sill: 0.003

Figure 3
Dry Density Variogram - 2009
Previous Methodology
Second MNR Report
Palos Verdes Shelf
Los Angeles County, California

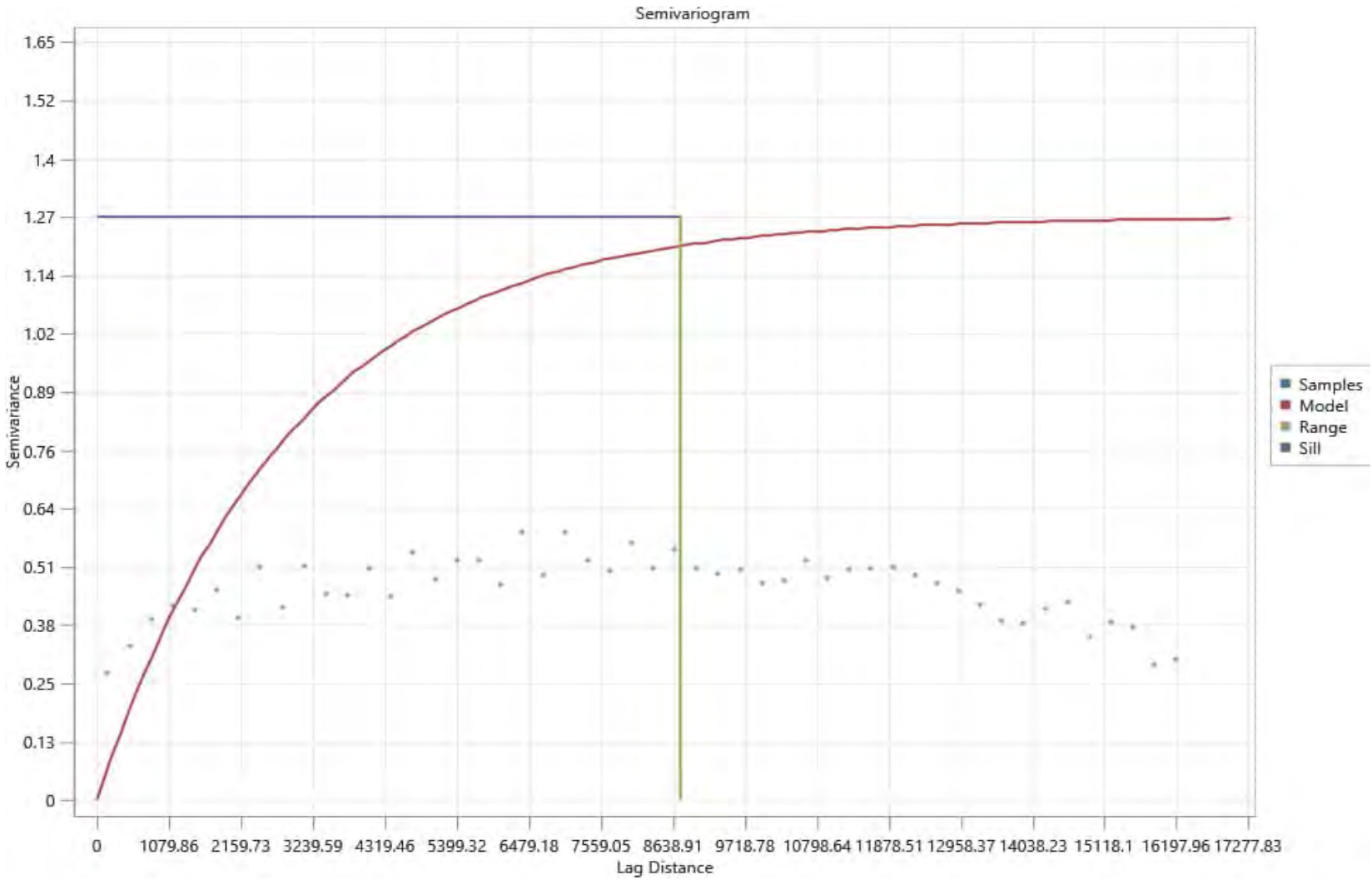

Range: 8744
Sill: 1.27

Note: Variograms for Total DDTs and Total DDT Compounds are identical.

Figure 4
Total DDT Variogram - 2022
Previous Methodology
Second MNR Report
Palos Verdes Shelf
Los Angeles County, California

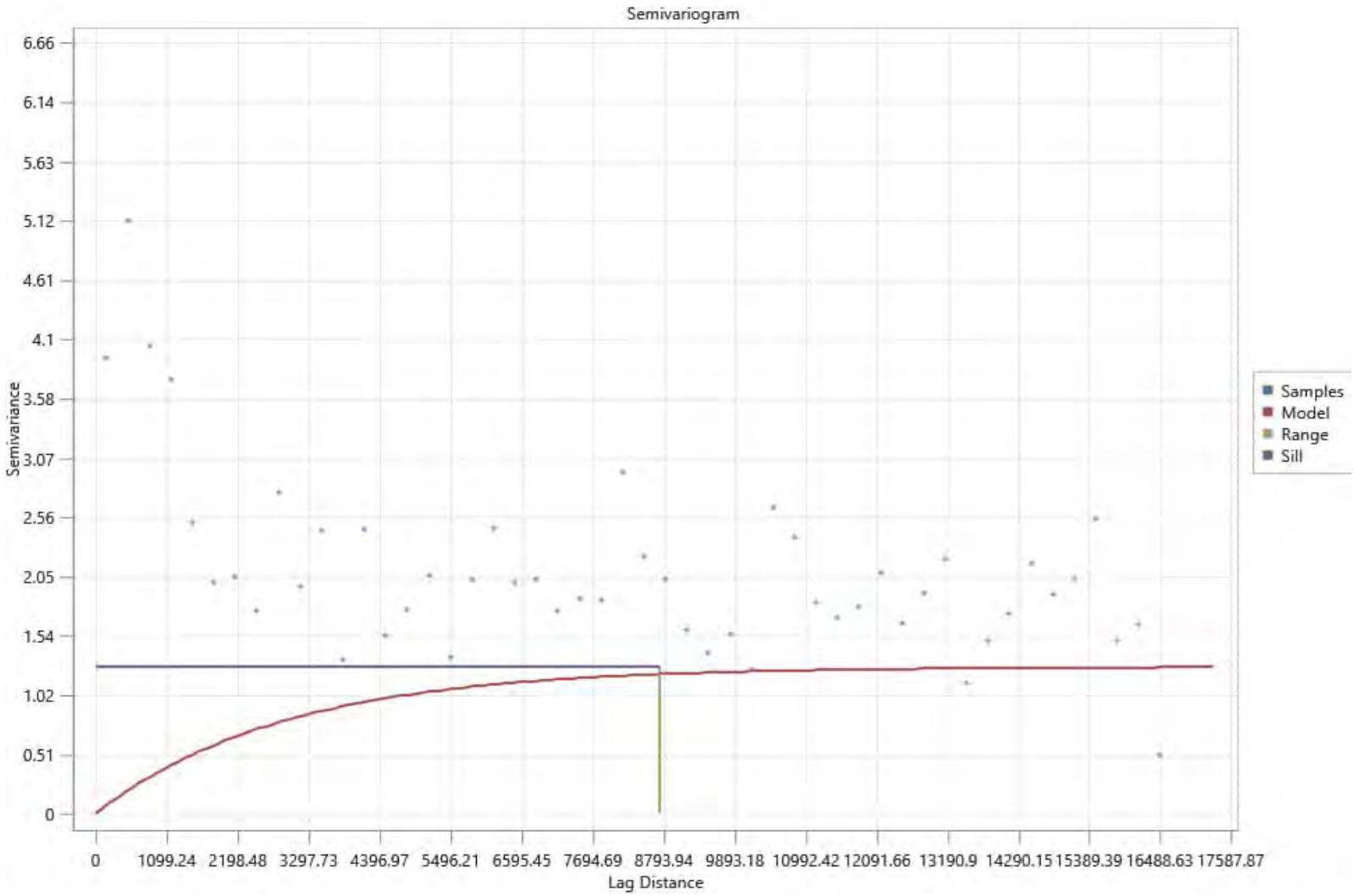

Range: 8744
Sill: 1.27

Note: Variograms for Total DDTs and Total DDT Compounds are identical.

Figure 5
Total DDT Variogram - 2013
Previous Methodology
Second MNR Report
Palos Verdes Shelf
Los Angeles County, California

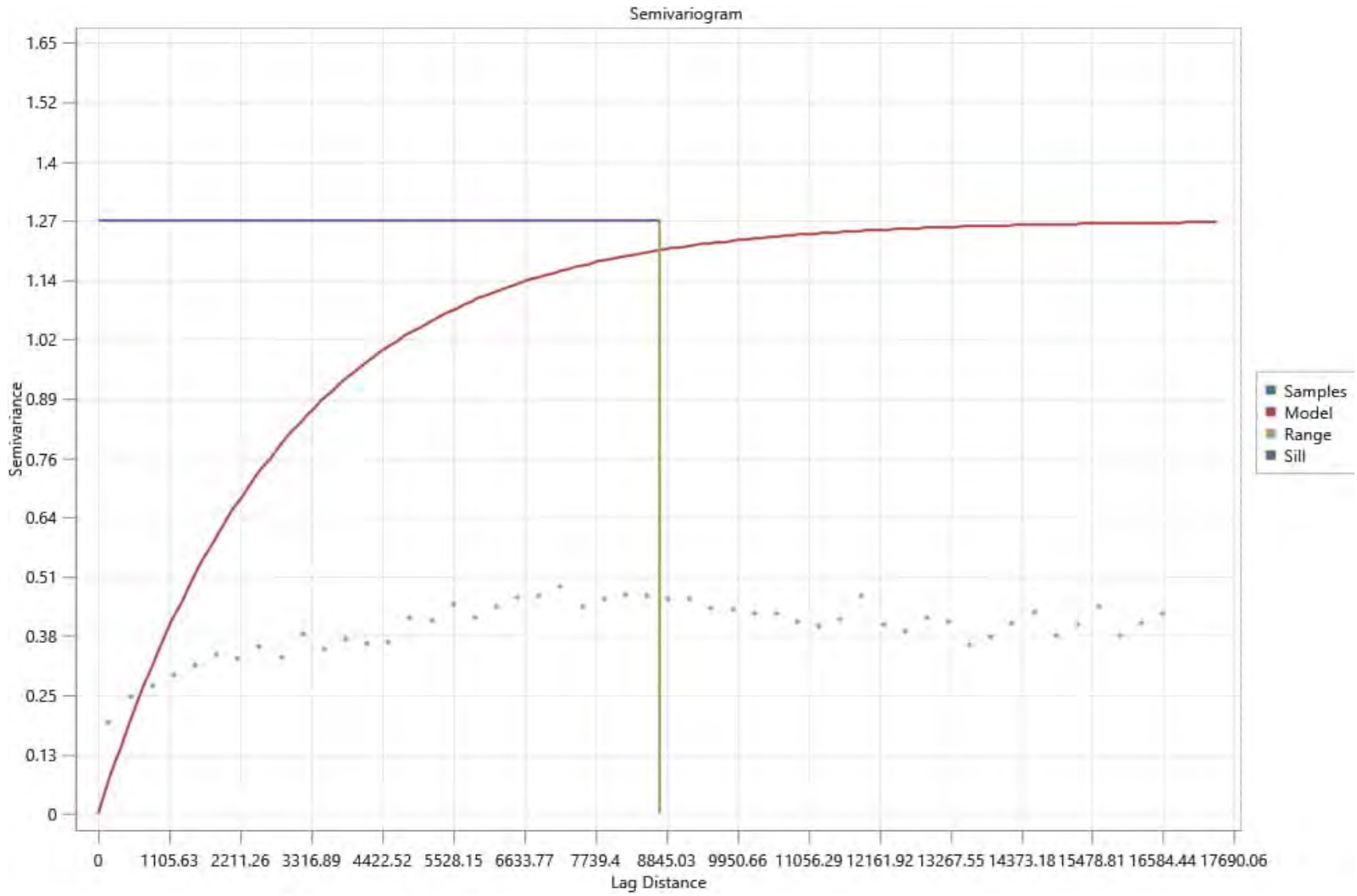

Range: 8744
Sill: 1.27

Note: Variograms for Total DDTs and Total DDT Compounds are identical.

Figure 6
Total DDT Variogram - 2009
Previous Methodology
Second MNR Report
Palos Verdes Shelf
Los Angeles County, California

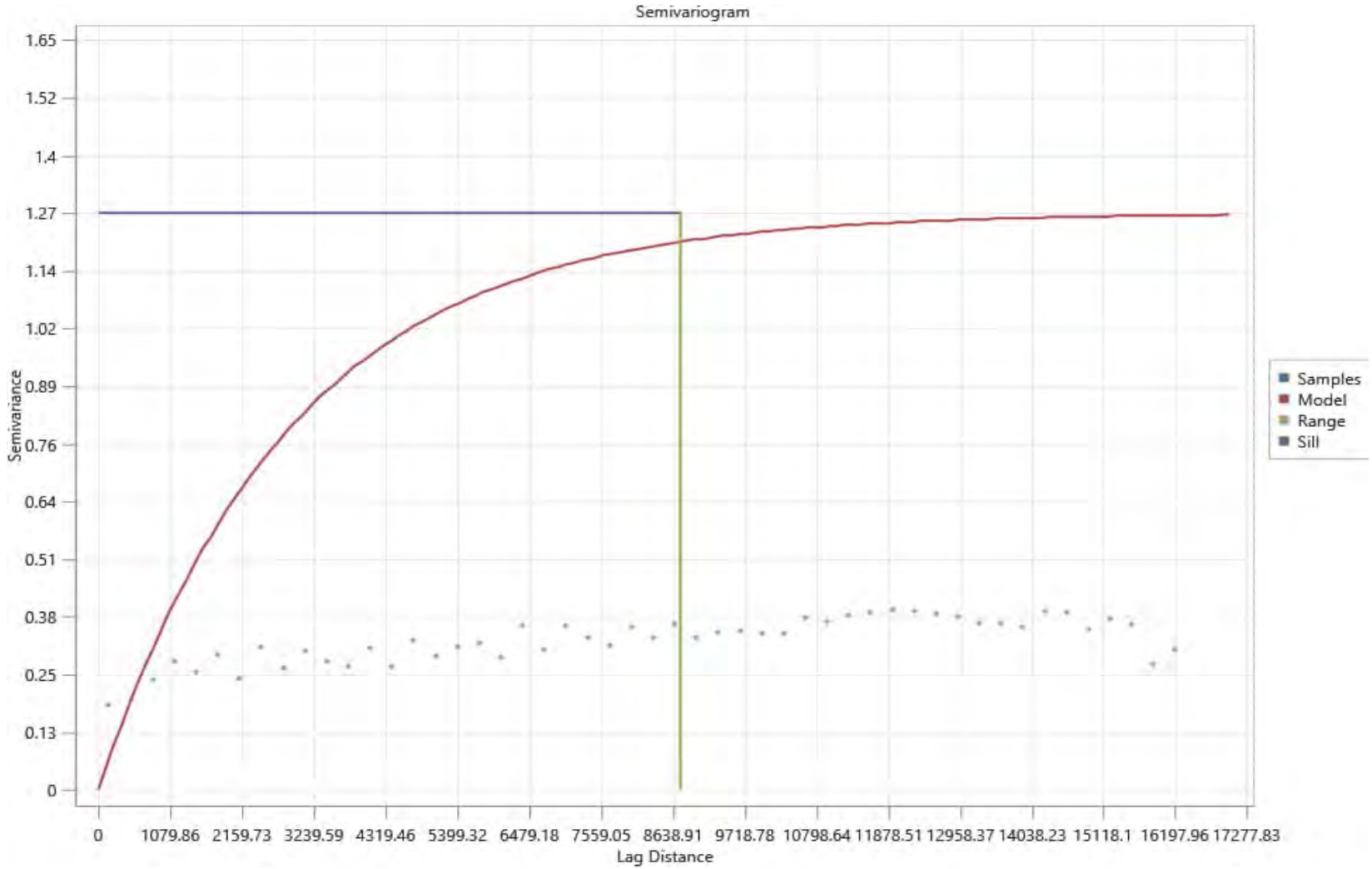

Range: 8744
Sill: 1.27

Note: Variograms for Total DDTs and Total DDT Compounds are identical.

Figure 7
Total DDT OC Normalized Variogram - 2022 Previous Methodology
Second MNR Report
Palos Verdes Shelf
Los Angeles County, California

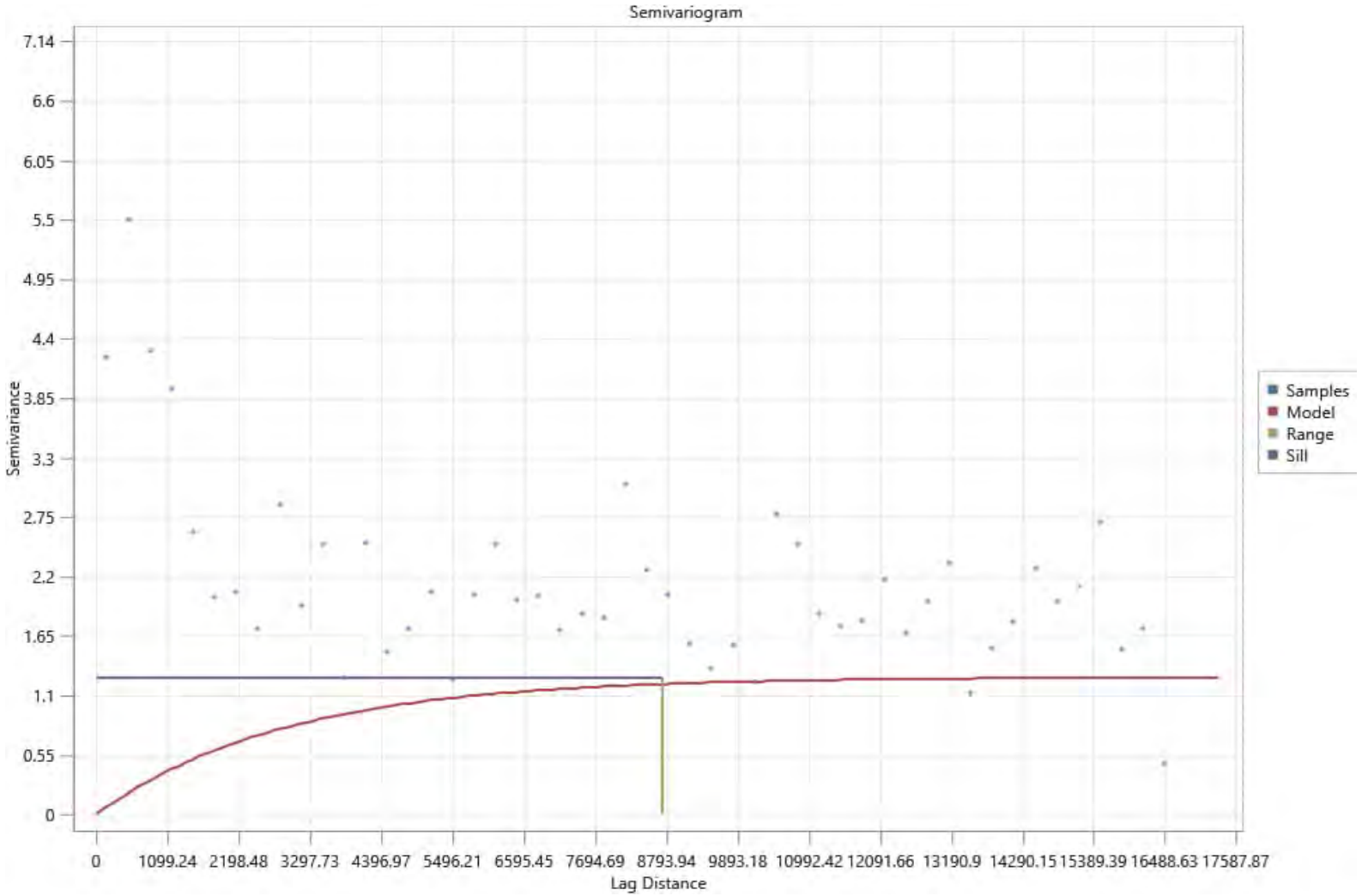

Range: 8744
Sill: 1.27

Note: Variograms for Total DDTs and Total DDT Compounds are identical.

Figure 8
Total DDT OC Normalized Variogram - 2013
Previous Methodology
Second MNR Report
Palos Verdes Shelf
Los Angeles County, California

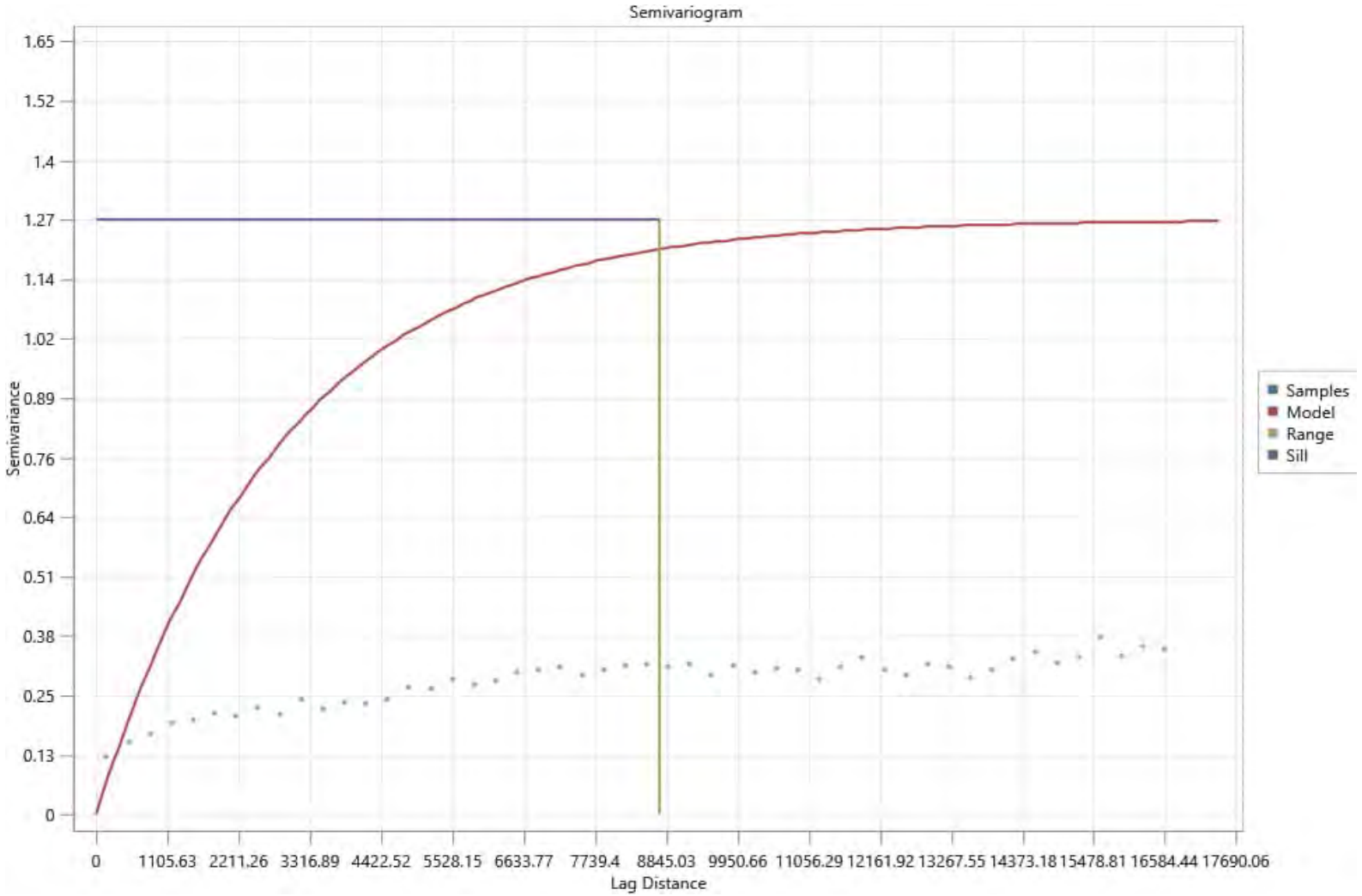

Range: 8744
Sill: 1.27

Note: Variograms for Total DDTs and Total DDT Compounds are identical.

Figure 9
Total DDT OC Normalized Variogram - 2009
Previous Methodology
Second MNR Report
Palos Verdes Shelf
Los Angeles County, California

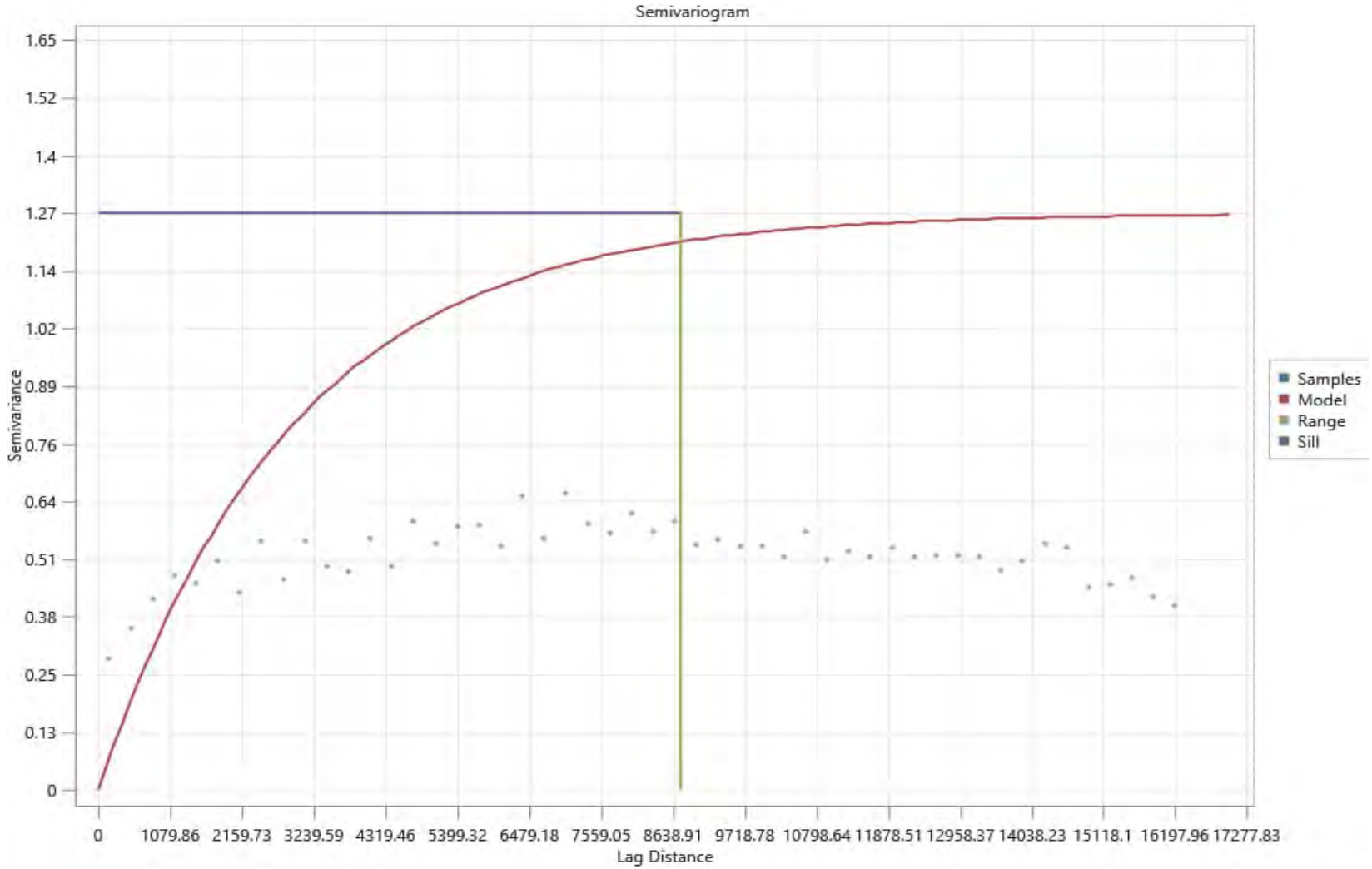

Range: 8744
Sill: 1.27

Note: Variograms for Total PCBs (Short List) and Total PCBs (Extended List) are identical.

Figure 10
Total PCB Variogram - 2022
Previous Methodology
Second MNR Report
Palos Verdes Shelf
Los Angeles County, California

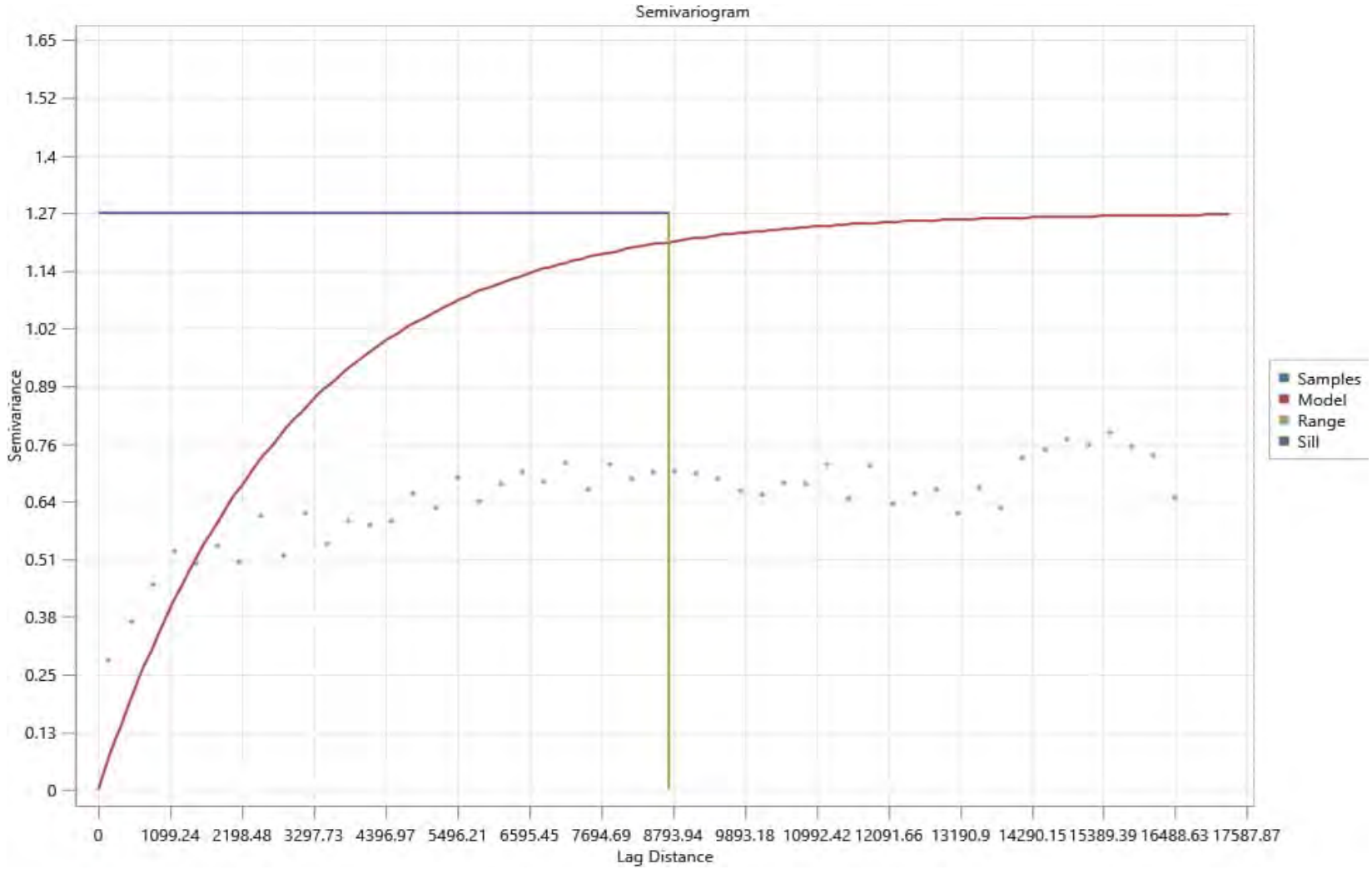

Range: 8744
Sill: 1.27

Note: Variograms for Total PCBs (Short List) and Total PCBs (Extended List) are identical.

Figure 11
Total PCB Variogram - 2013
Previous Methodology
Second MNR Report
Palos Verdes Shelf
Los Angeles County, California

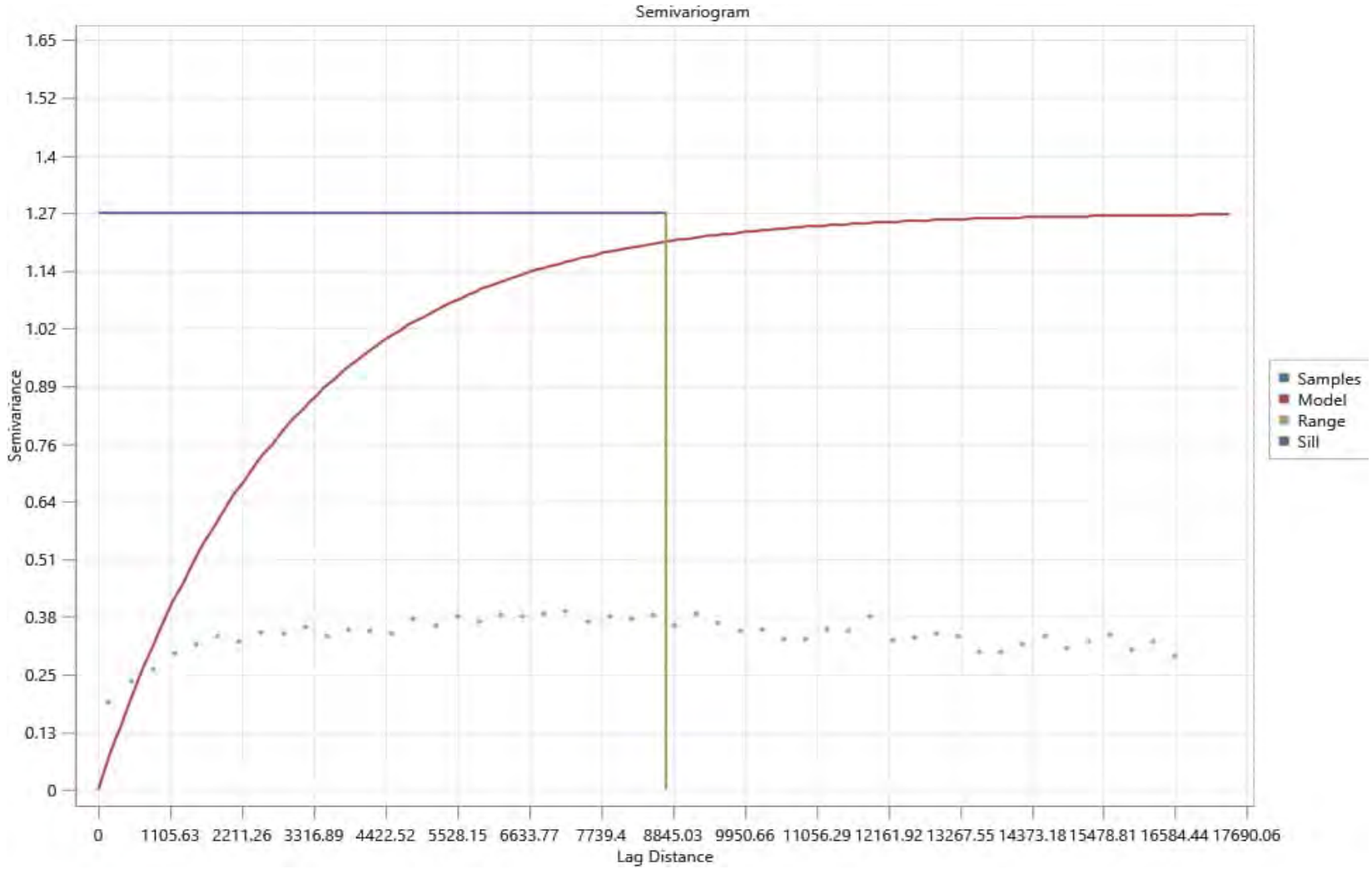

Range: 8744
Sill: 1.27

Note: Variograms for Total PCBs (Short List) and Total PCBs (Extended List) are identical.

Figure 12
Total PCB Variogram - 2009
Previous Methodology
Second MNR Report
Palos Verdes Shelf
Los Angeles County, California

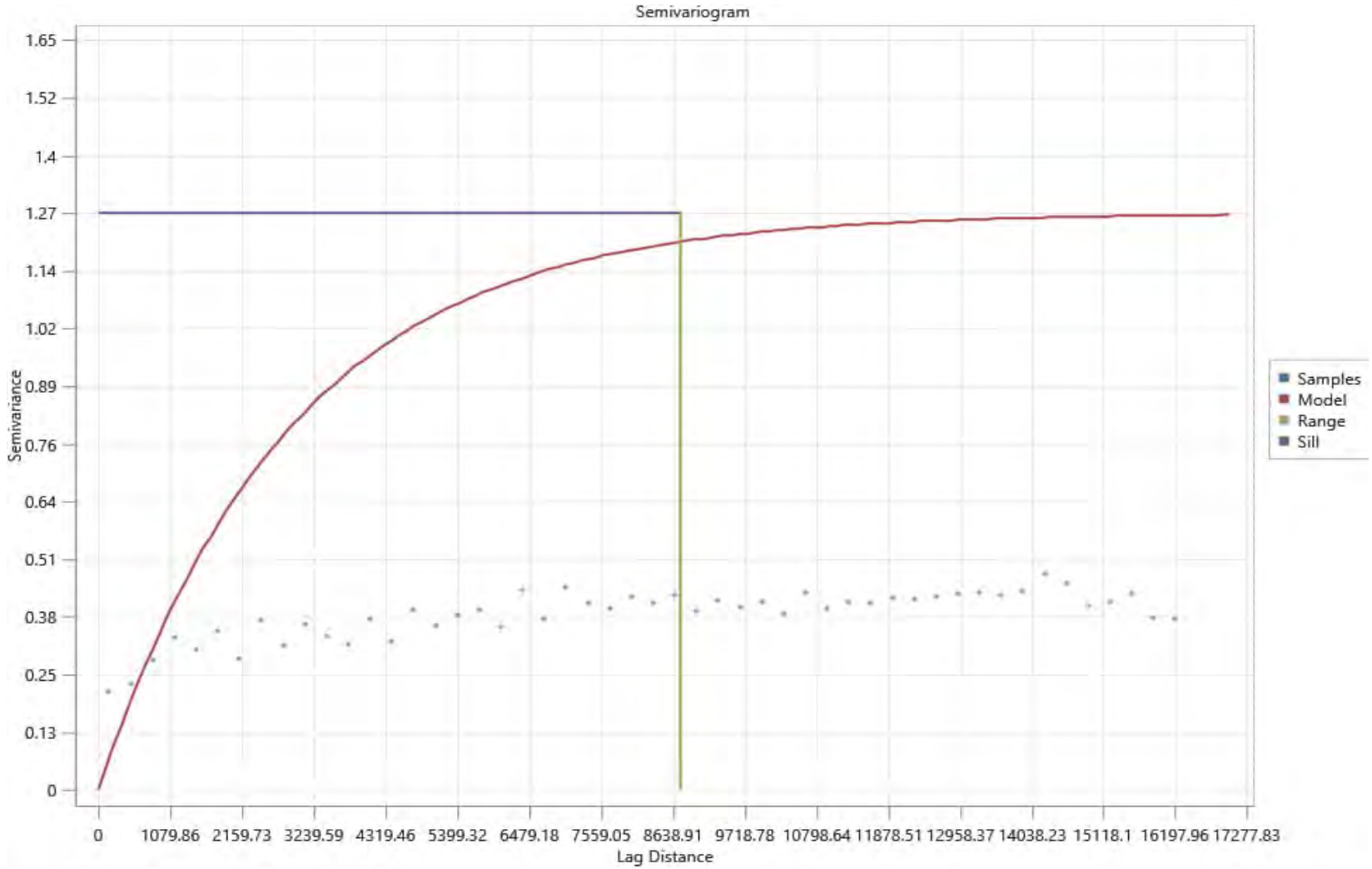

Range: 8744
Sill: 1.27

Note: Variograms for Total PCBs (Short List) and Total PCBs (Extended List) are identical.

Figure 13
Total PCB OC Normalized Variogram - 2022 Previous Methodology
Second MNR Report
Palos Verdes Shelf
Los Angeles County, California

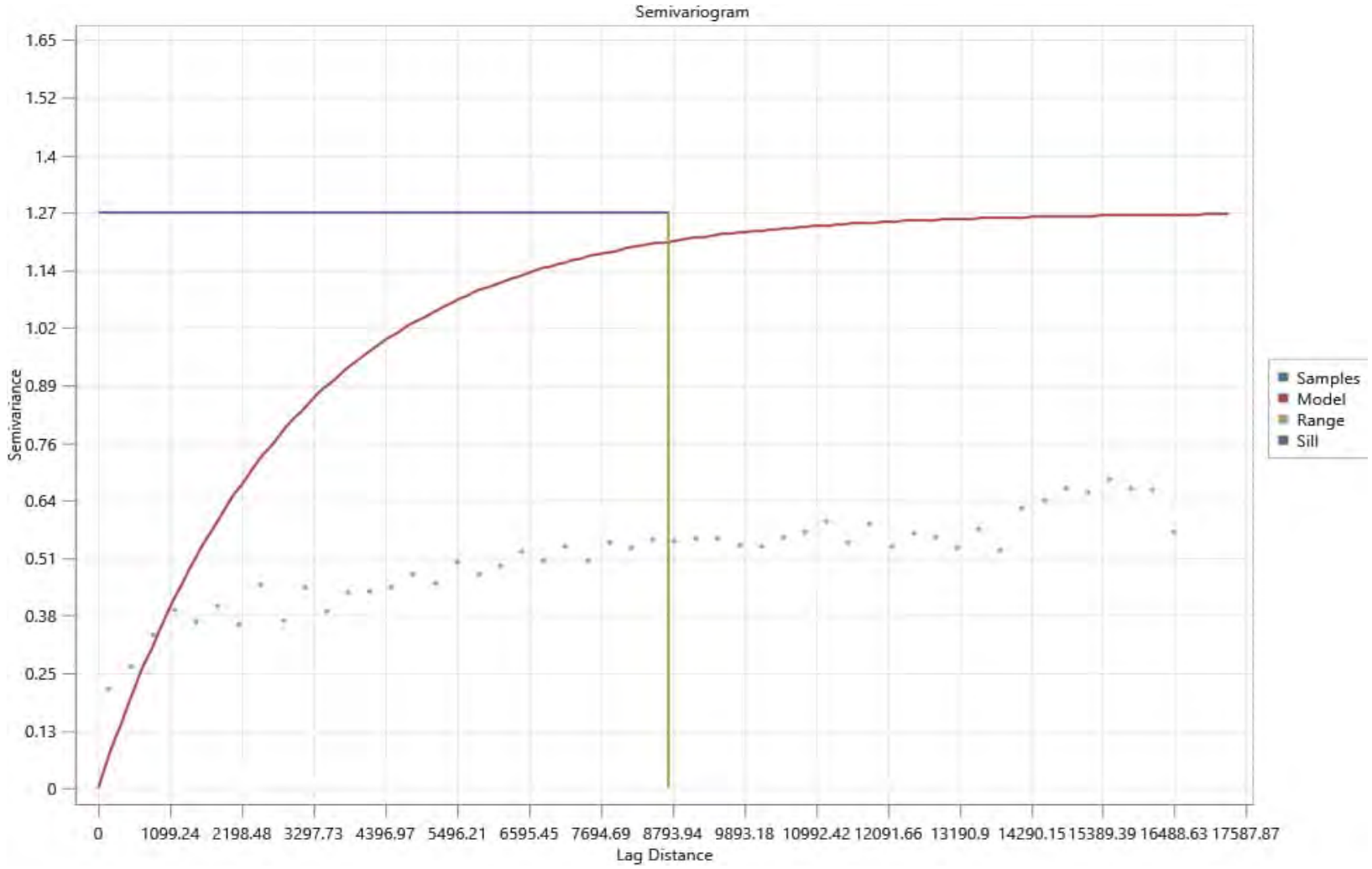

Range: 8744
Sill: 1.27

Note: Variograms for Total PCBs (Short List) and Total PCBs (Extended List) are identical.

Figure 14
Total PCB OC Normalized Variogram - 2013 Previous Methodology
Second MNR Report
Palos Verdes Shelf
Los Angeles County, California

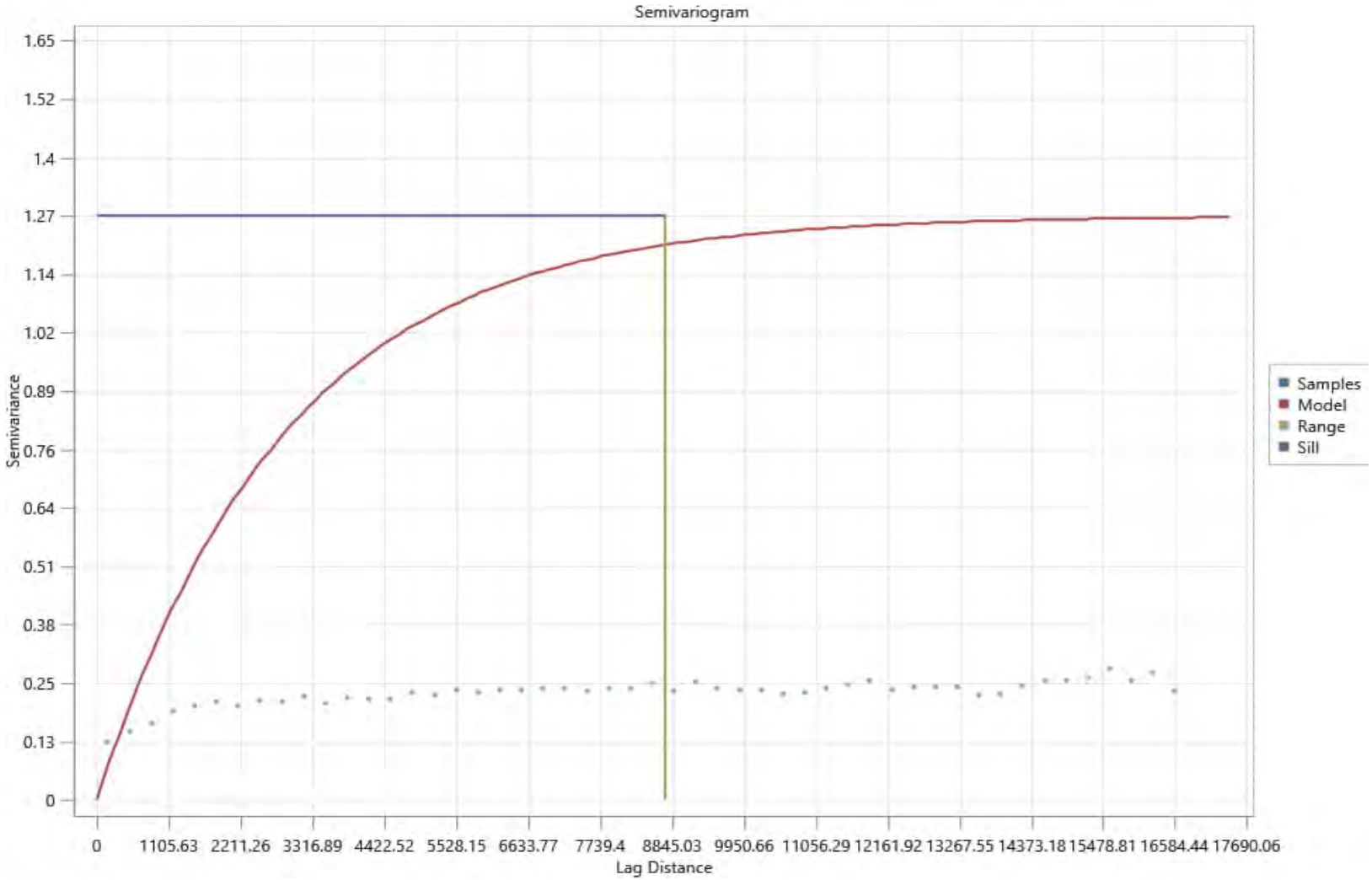

Range: 8744
Sill: 1.27

Note: Variograms for Total PCBs (Short List) and Total PCBs (Extended List) are identical.

Figure 15
Total PCB OC Normalized Variogram - 2009
Previous Methodology
Second MNR Report
Palos Verdes Shelf
Los Angeles County, California

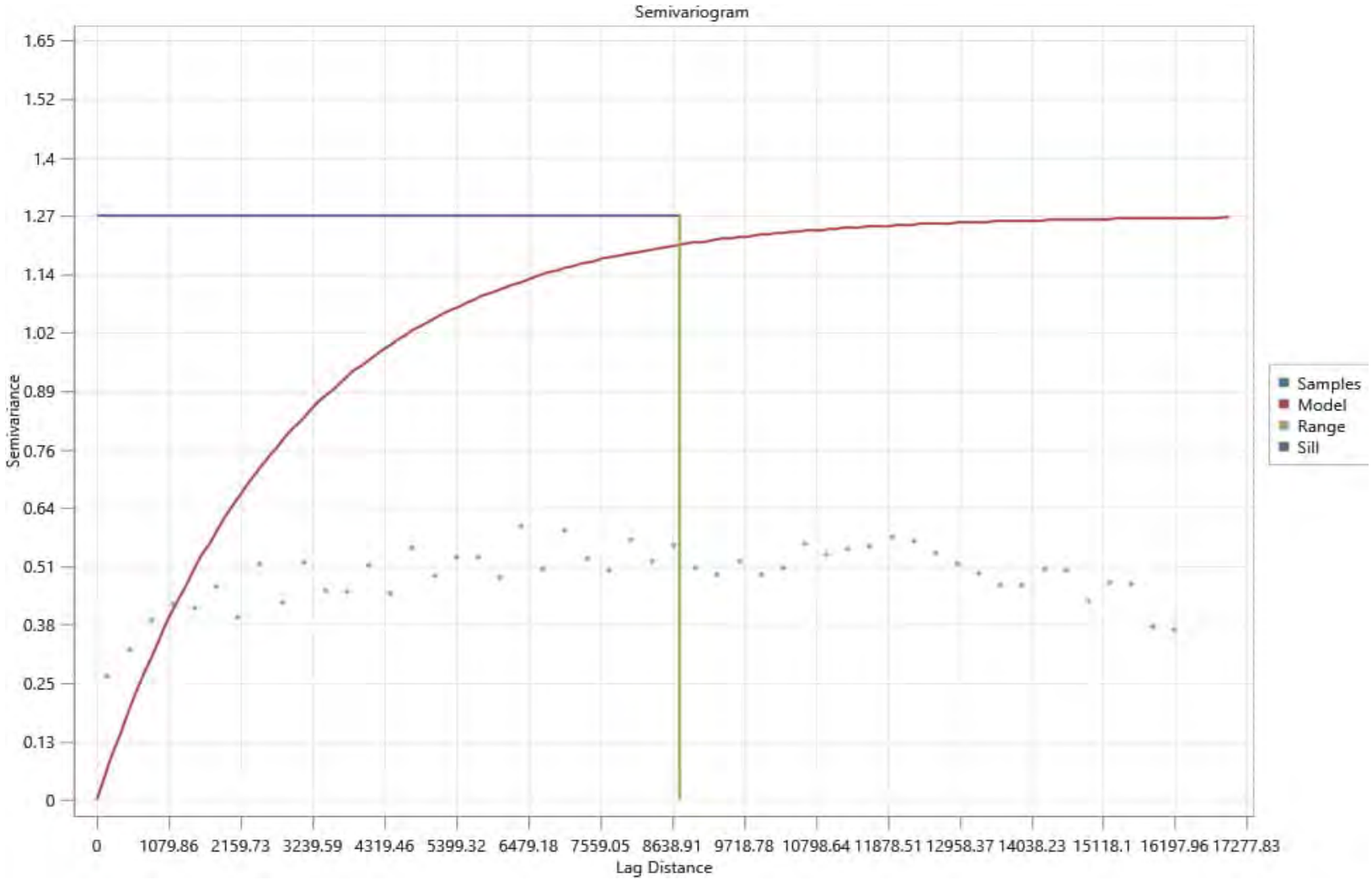

Range: 8744
Sill: 1.27

Figure 16
p,p-DDE Variogram - 2022
Previous Methodology
Second MNR Report
Palos Verdes Shelf
Los Angeles County, California

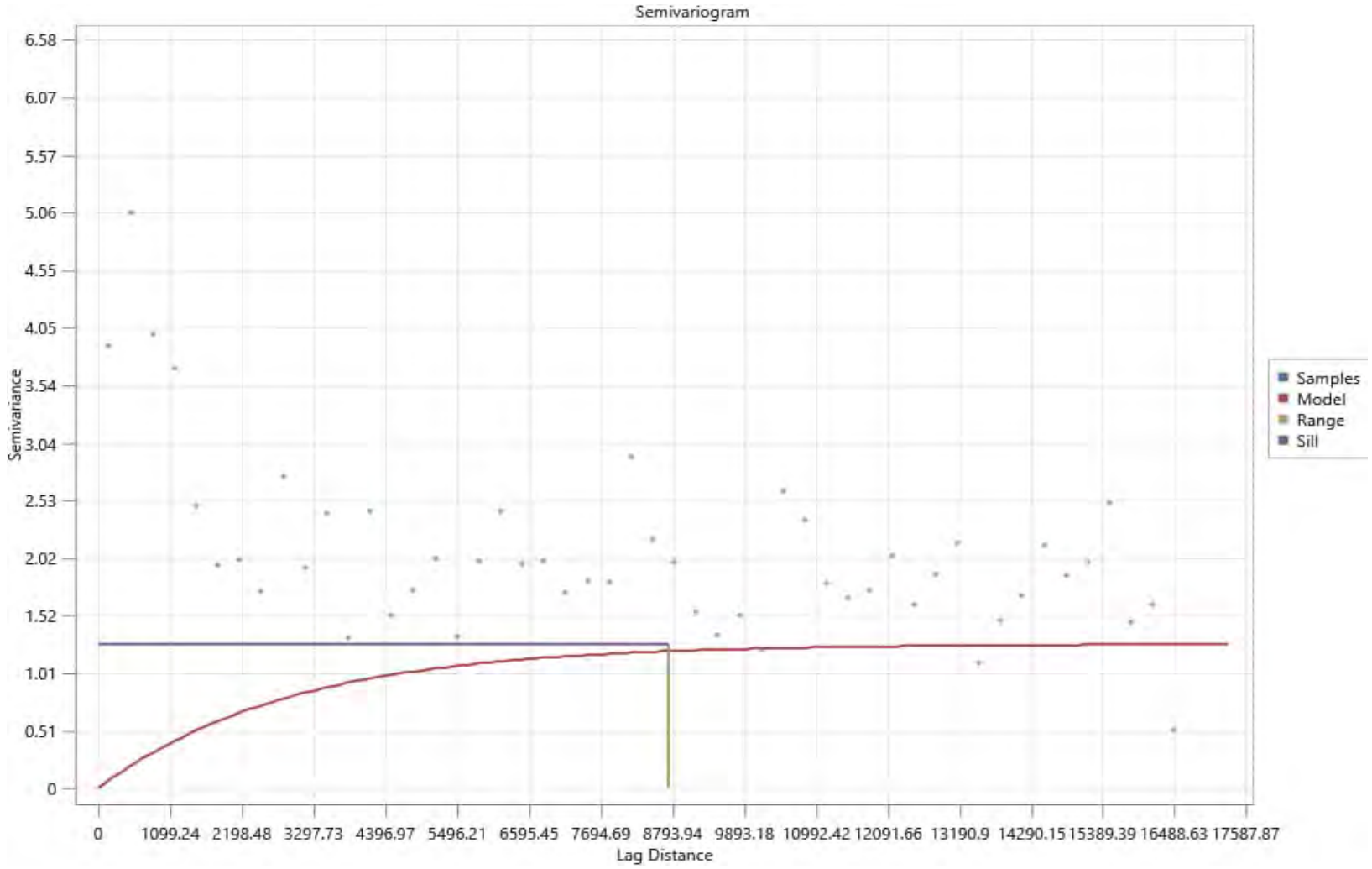

Range: 8744
Sill: 1.27

Figure 17
p,p-DDE Variogram- 2013
Previous Methodology
Second MNR Report
Palos Verdes Shelf
Los Angeles County, California

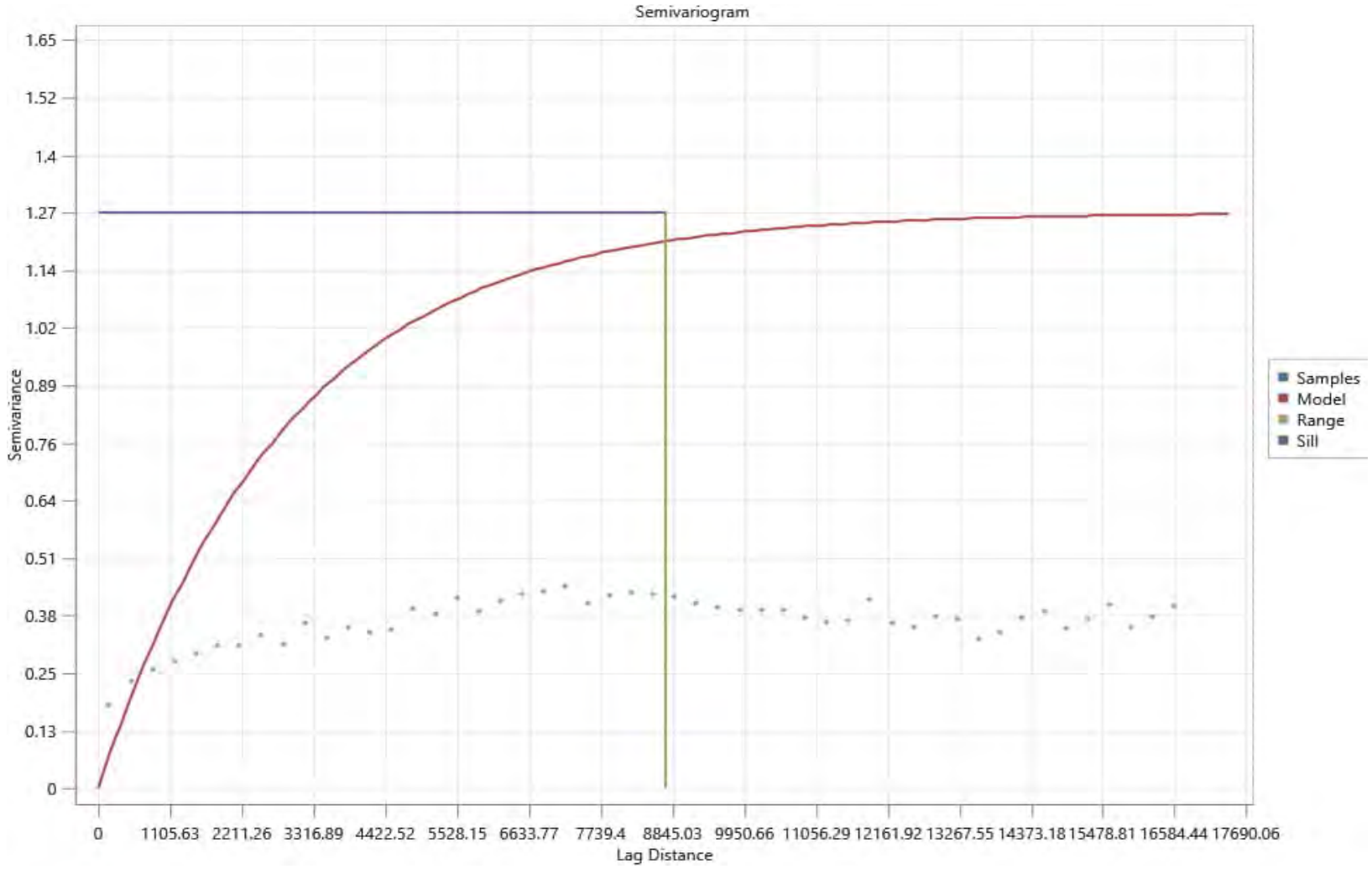

Range: 8744
Sill: 1.27

Figure 18
p,p-DDE Variogram - 2009
Previous Methodology
Second MNR Report
Palos Verdes Shelf
Los Angeles County, California

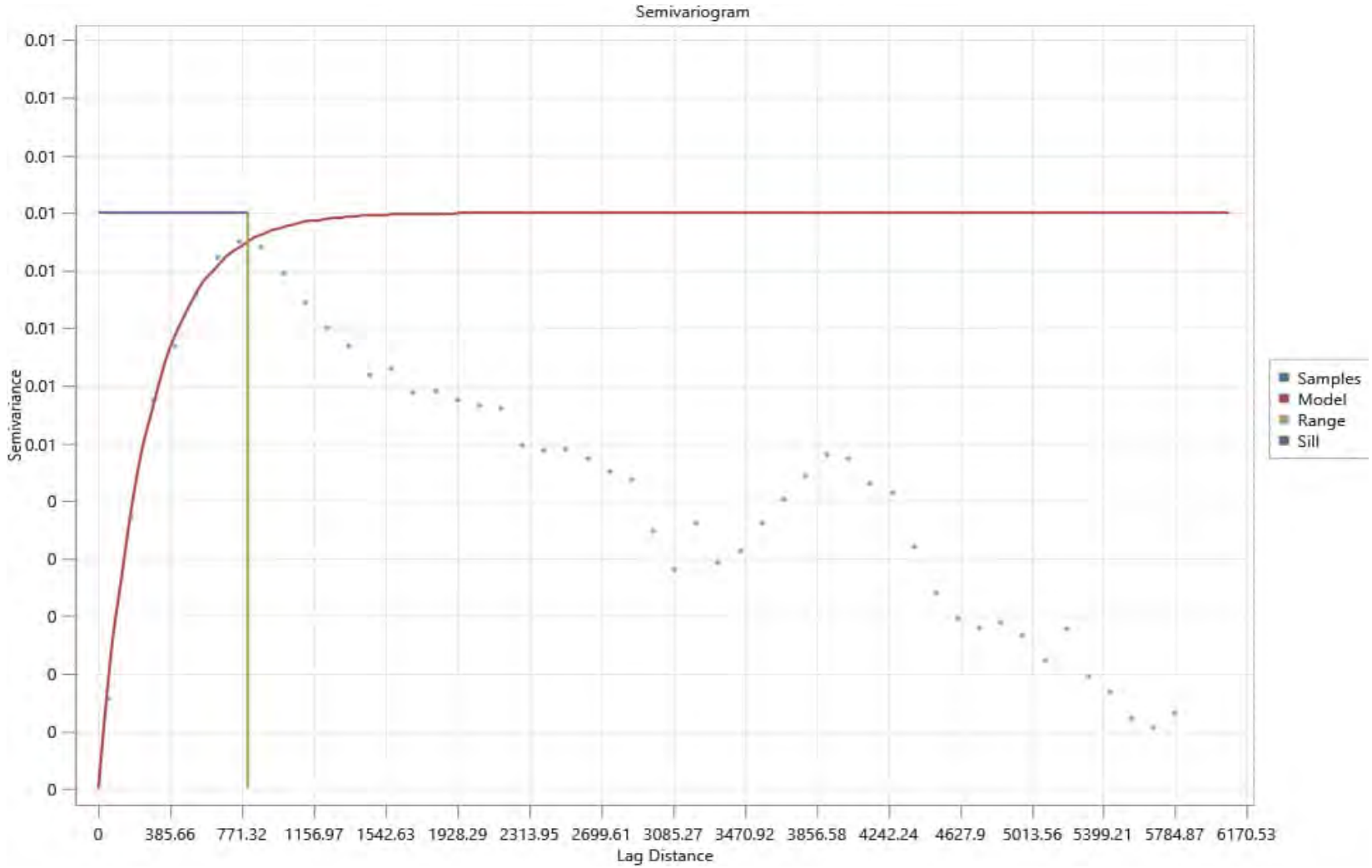

Range: 800
Sill: 0.009

Figure 19
Dry Density Variogram - 2022
Optimized Methodology
Second MNR Report
Palos Verdes Shelf
Los Angeles County, California

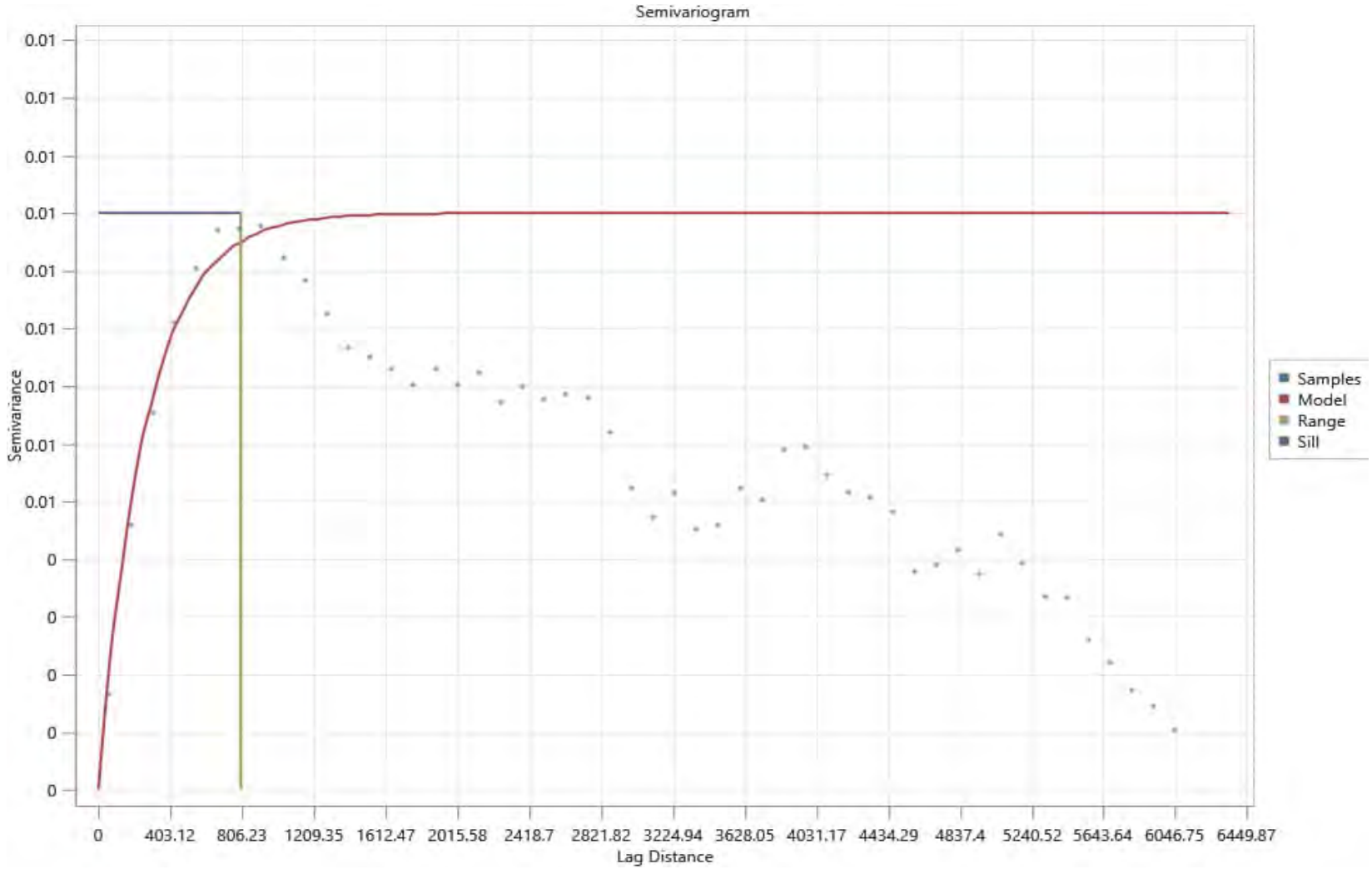

Range: 800
Sill: 0.011

Figure 20
Dry Density Variogram - 2013
Optimized Methodology
Second MNR Report
Palos Verdes Shelf
Los Angeles County, California

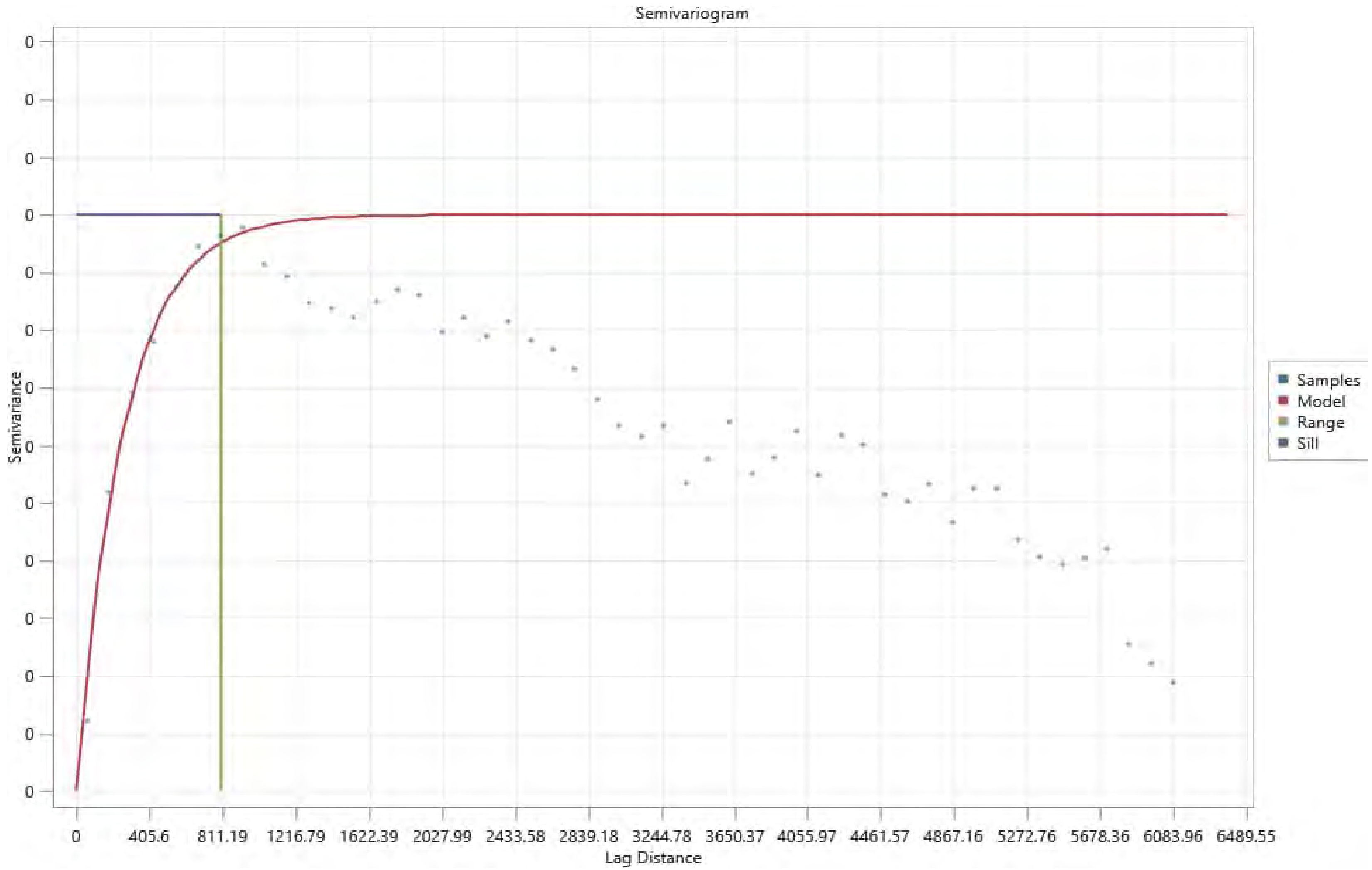

Range: 800
Sill: 0.0038

Figure 21
Dry Density Variogram - 2009
Optimized Methodology
Second MNR Report
Palos Verdes Shelf
Los Angeles County, California

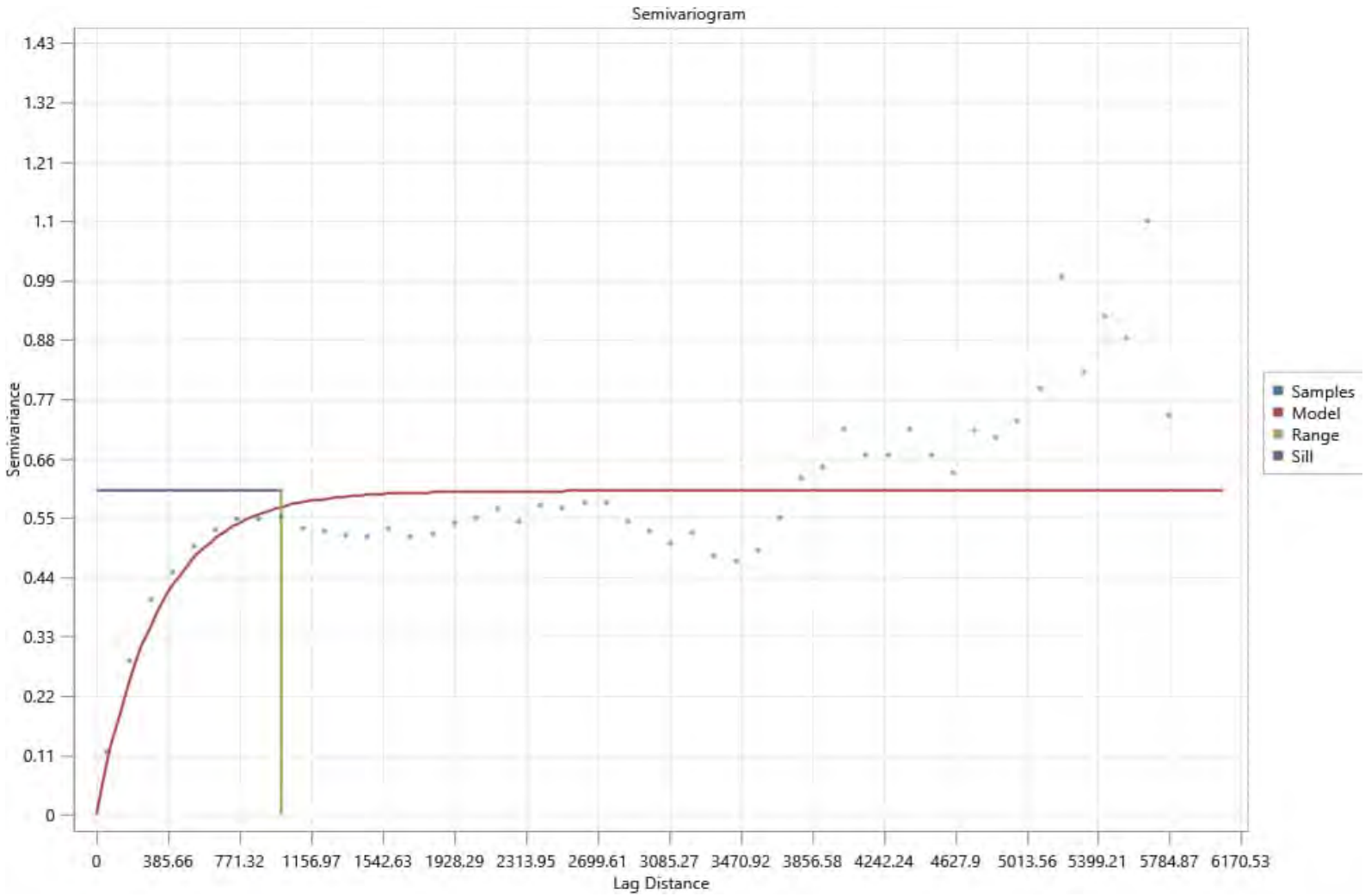

Range: 1000
Sill: 0.6

Note: Variograms for Total DDTs and Total DDT Compounds are identical.

Figure 22
Total DDT Variogram - 2022 Optimized Methodology
Second MNR Report
Palos Verdes Shelf
Los Angeles County, California

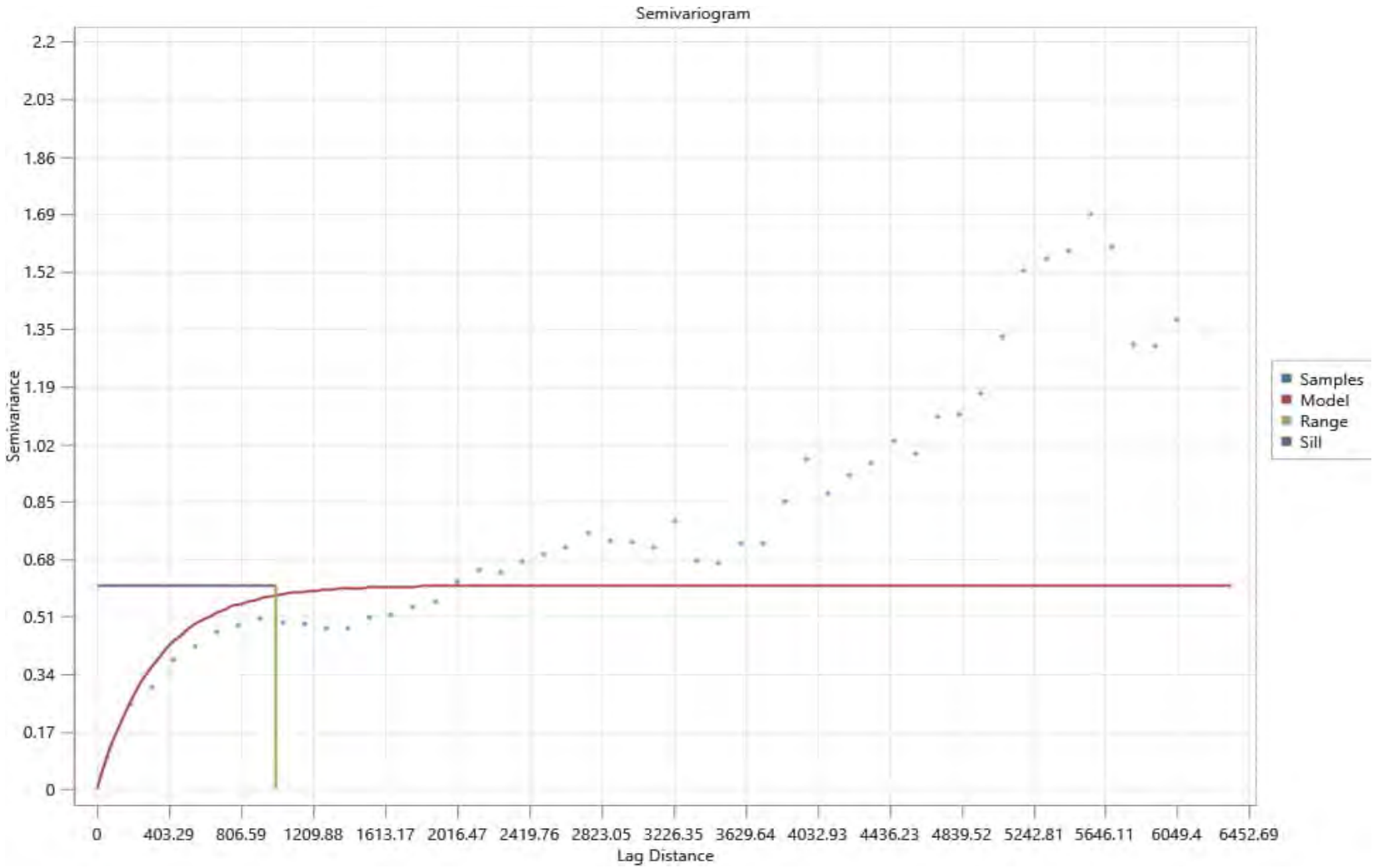

Range: 1000
Sill: 0.6

Note: Variograms for Total DDTs and Total DDT Compounds are identical.

Figure 23
Total DDT Variogram - 2013 Optimized Methodology
Second MNR Report
Palos Verdes Shelf
Los Angeles County, California

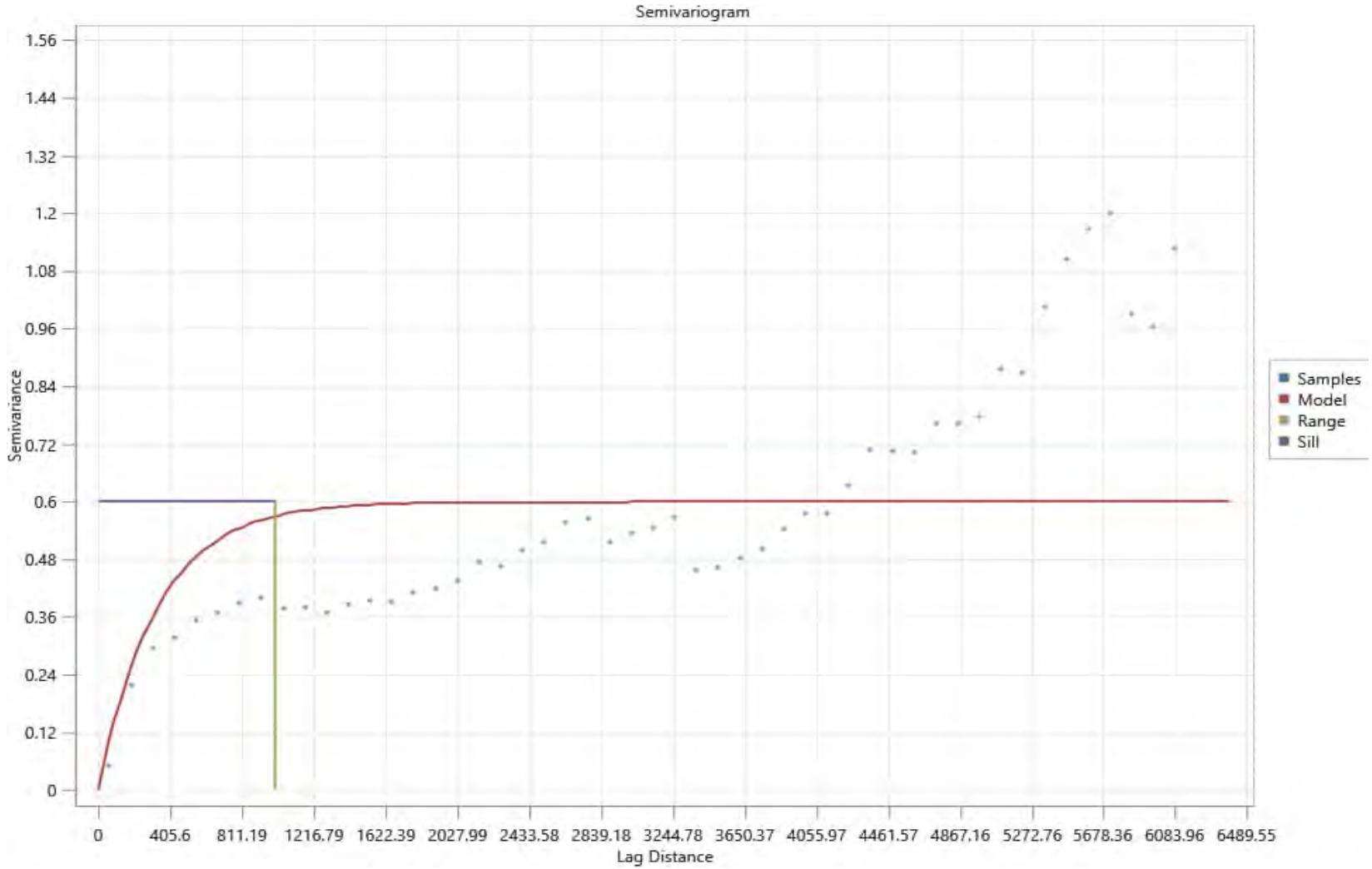

Range: 1000
Sill: 0.6

Note: Variograms for Total DDTs and Total DDT Compounds are identical.

Figure 24
Total DDT Variogram - 2009
Optimized Methodology
Second MNR Report
Palos Verdes Shelf
Los Angeles County, California

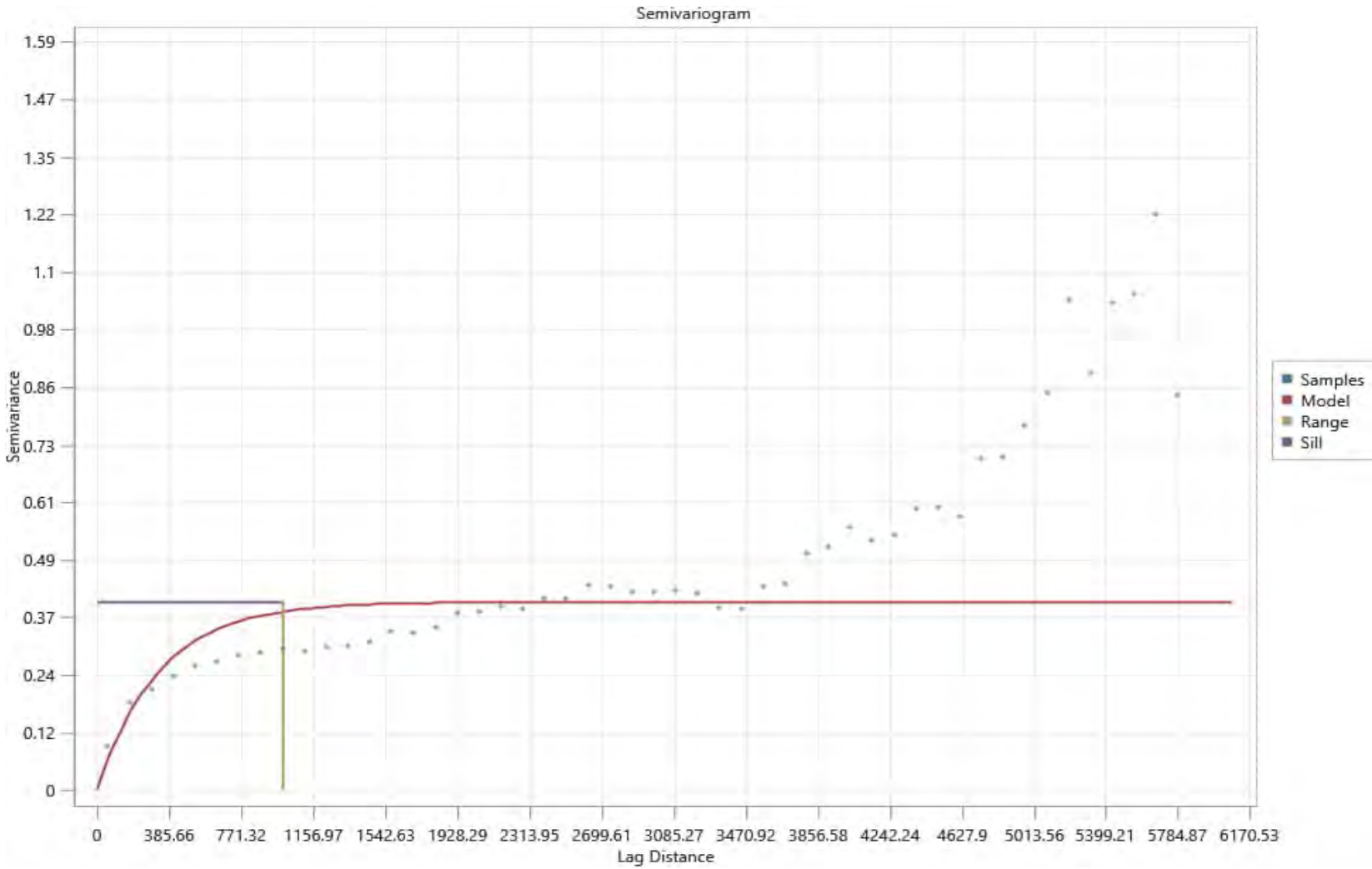

Range: 1000
Sill: 0.4

Note: Variograms for Total DDTs and Total DDT Compounds are identical.

Figure 25
Total DDT OC Variogram - 2022 Optimized Methodology
Second MNR Report
Palos Verdes Shelf
Los Angeles County, California

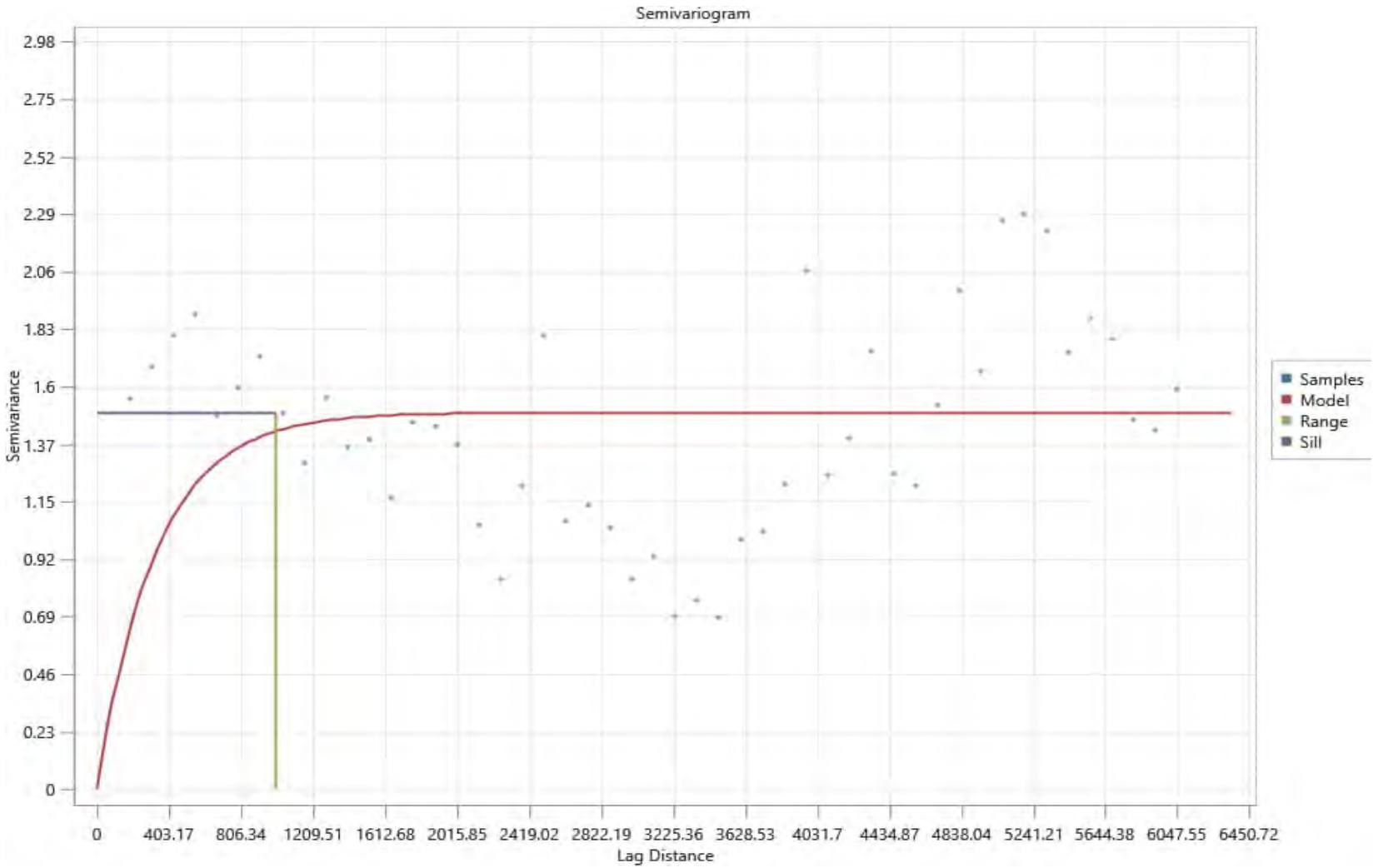

Range: 1000
Sill: 1.5

Note: Variograms for Total DDTs and Total DDT Compounds are identical.

Figure 26
Total DDT OC Variogram - 2013 Optimized Methodology
Second MNR Report
Palos Verdes Shelf
Los Angeles County, California

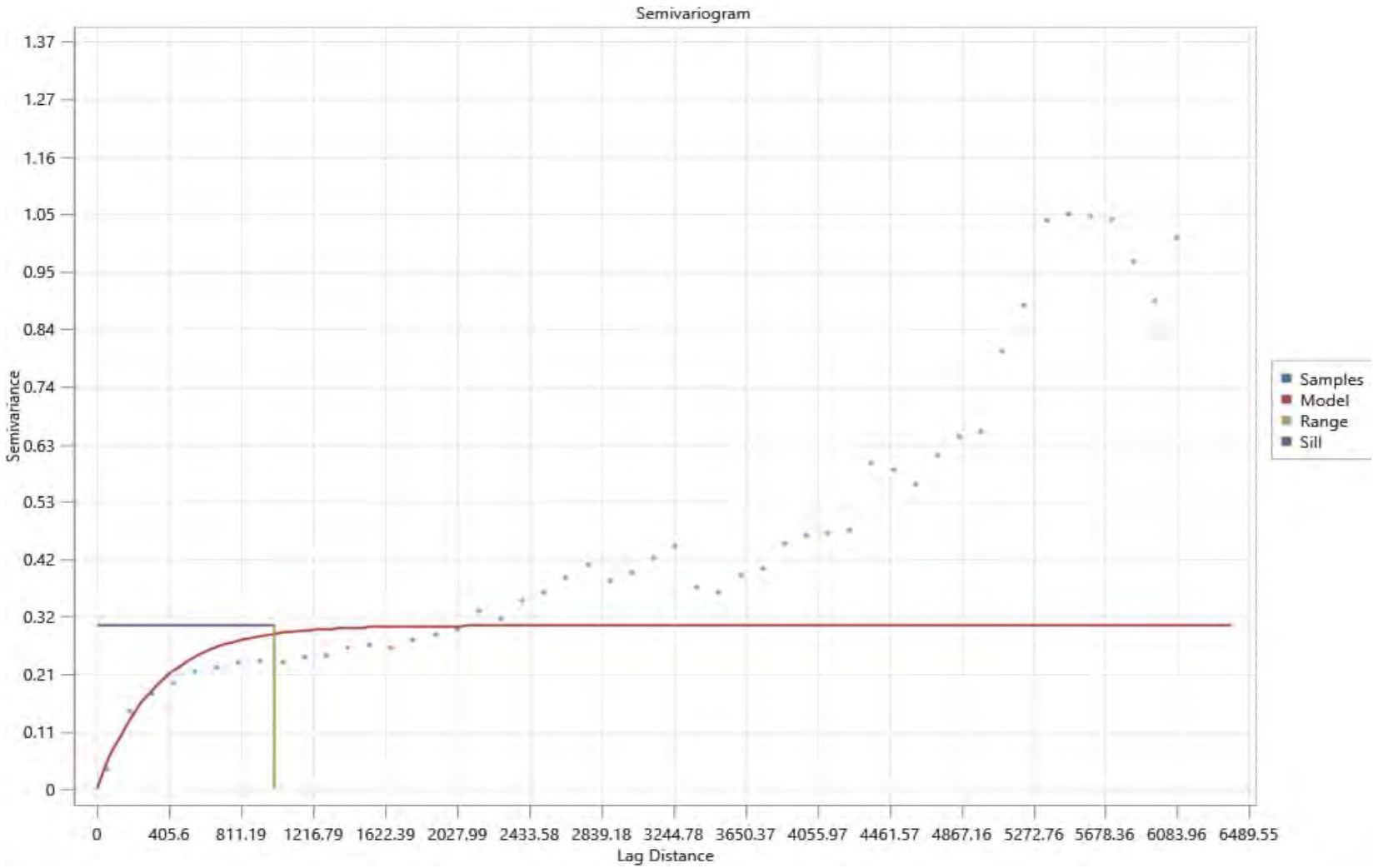

Range: 1000
Sill: 0.3

Note: Variograms for Total DDTs and Total DDT Compounds are identical.

Figure 27
Total DDT OC Variogram - 2009
Optimized Methodology
Second MNR Report
Palos Verdes Shelf
Los Angeles County, California

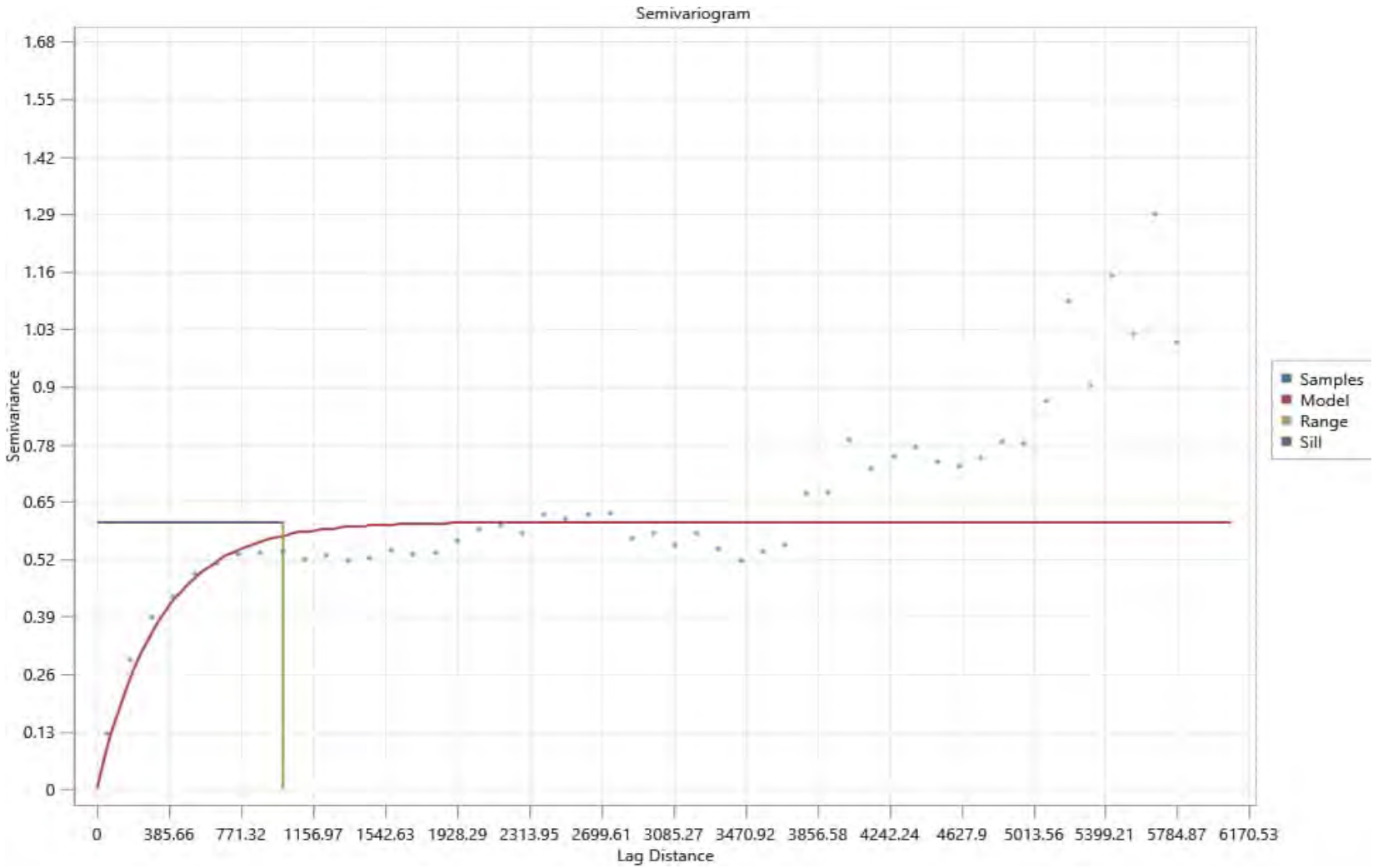

Range: 1000
Sill: 0.6

Note: Variograms for Total PCBs (Short List) and Total PCBs (Extended List) are identical.

Figure 28
Total PCB Variogram - 2022 Optimized Methodology
Second MNR Report
Palos Verdes Shelf
Los Angeles County, California

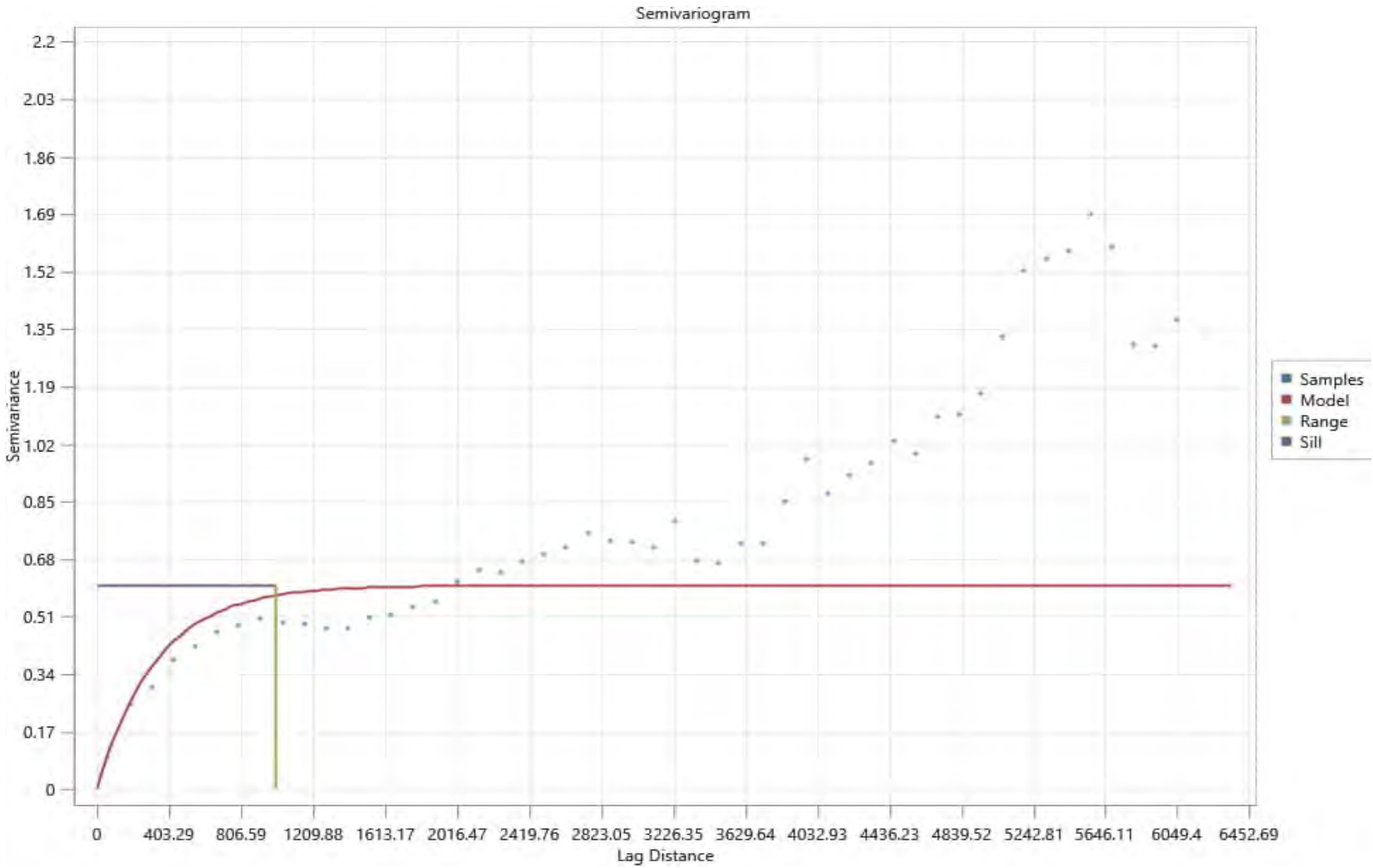

Range: 1000
Sill: 0.6

Note: Variograms for Total PCBs (Short List) and Total PCBs (Extended List) are identical.

Figure 29
Total PCB Variogram - 2013
Optimized Methodology
Second MNR Report
Palos Verdes Shelf
Los Angeles County, California

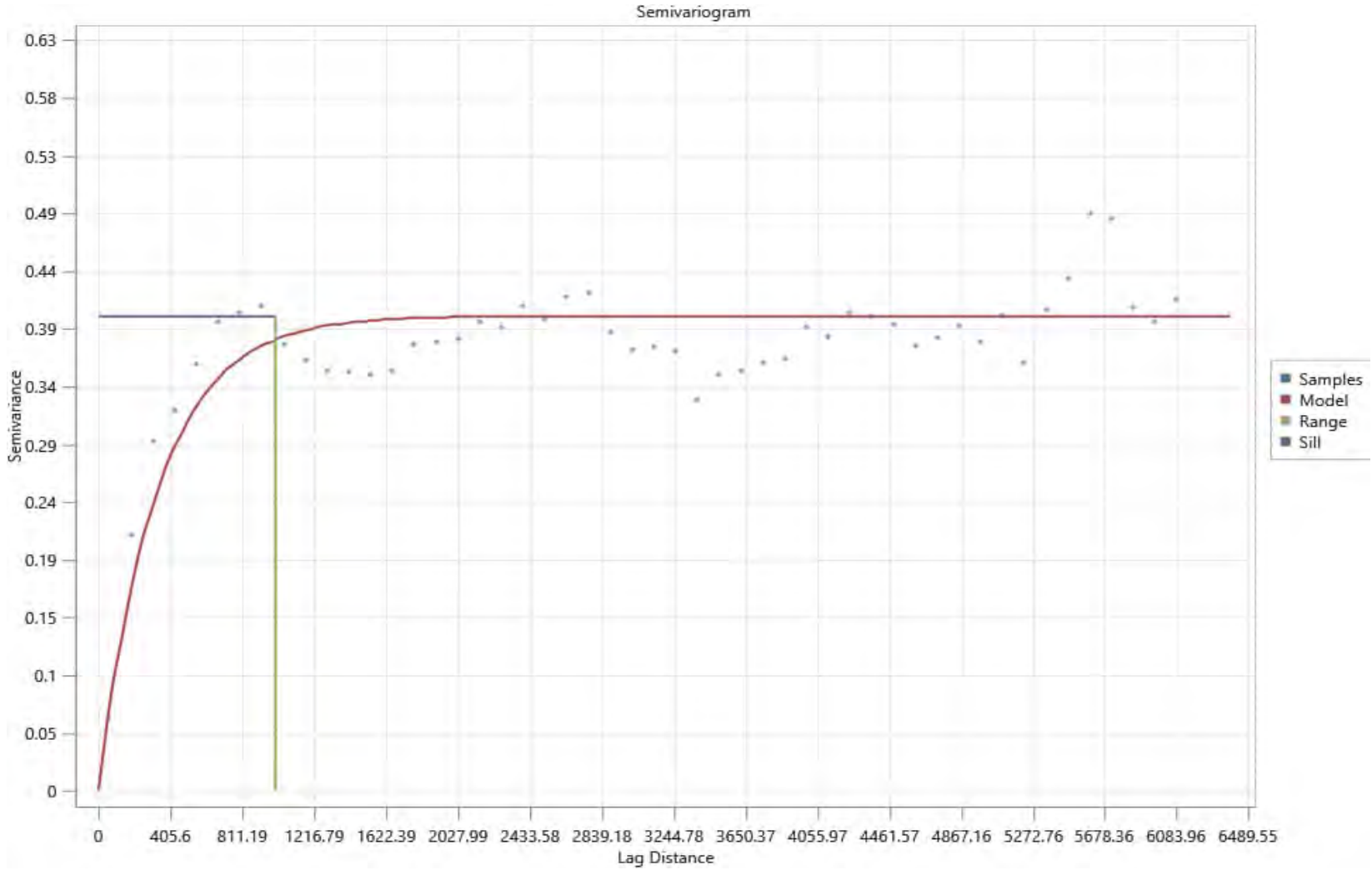

Range: 1000
Sill: 0.4

Note: Variograms for Total PCBs (Short List) and Total PCBs (Extended List) are identical.

Figure 30
Total PCB Variogram - 2009
Optimized Methodology
Second MNR Report
Palos Verdes Shelf
Los Angeles County, California

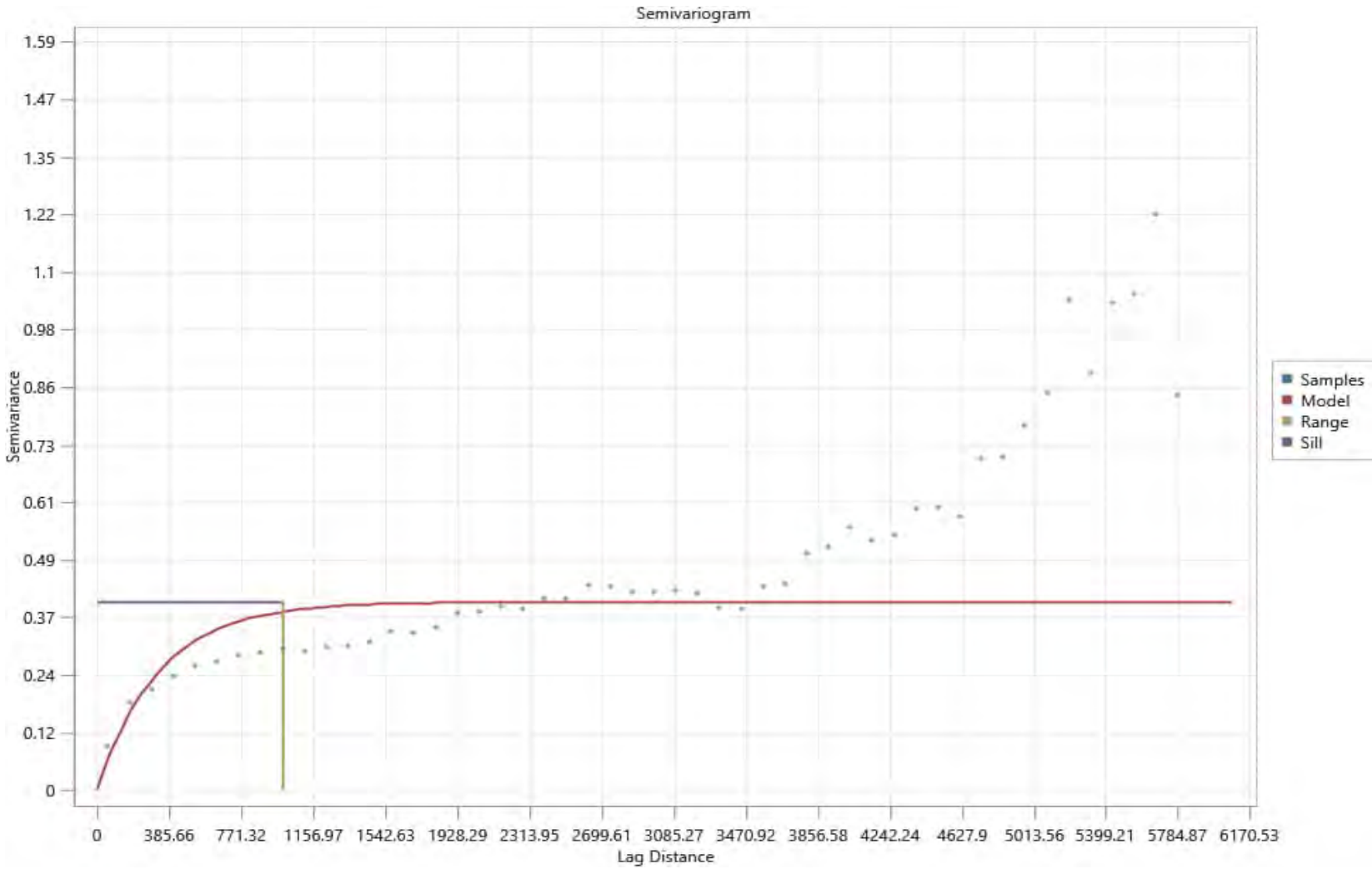

Range: 1000
Sill: 0.4

Note: Variograms for Total PCBs (Short List) and Total PCBs (Extended List) are identical.

Figure 31
Total PCB OC Variogram - 2022 Optimized Methodology
Second MNR Report
Palos Verdes Shelf
Los Angeles County, California

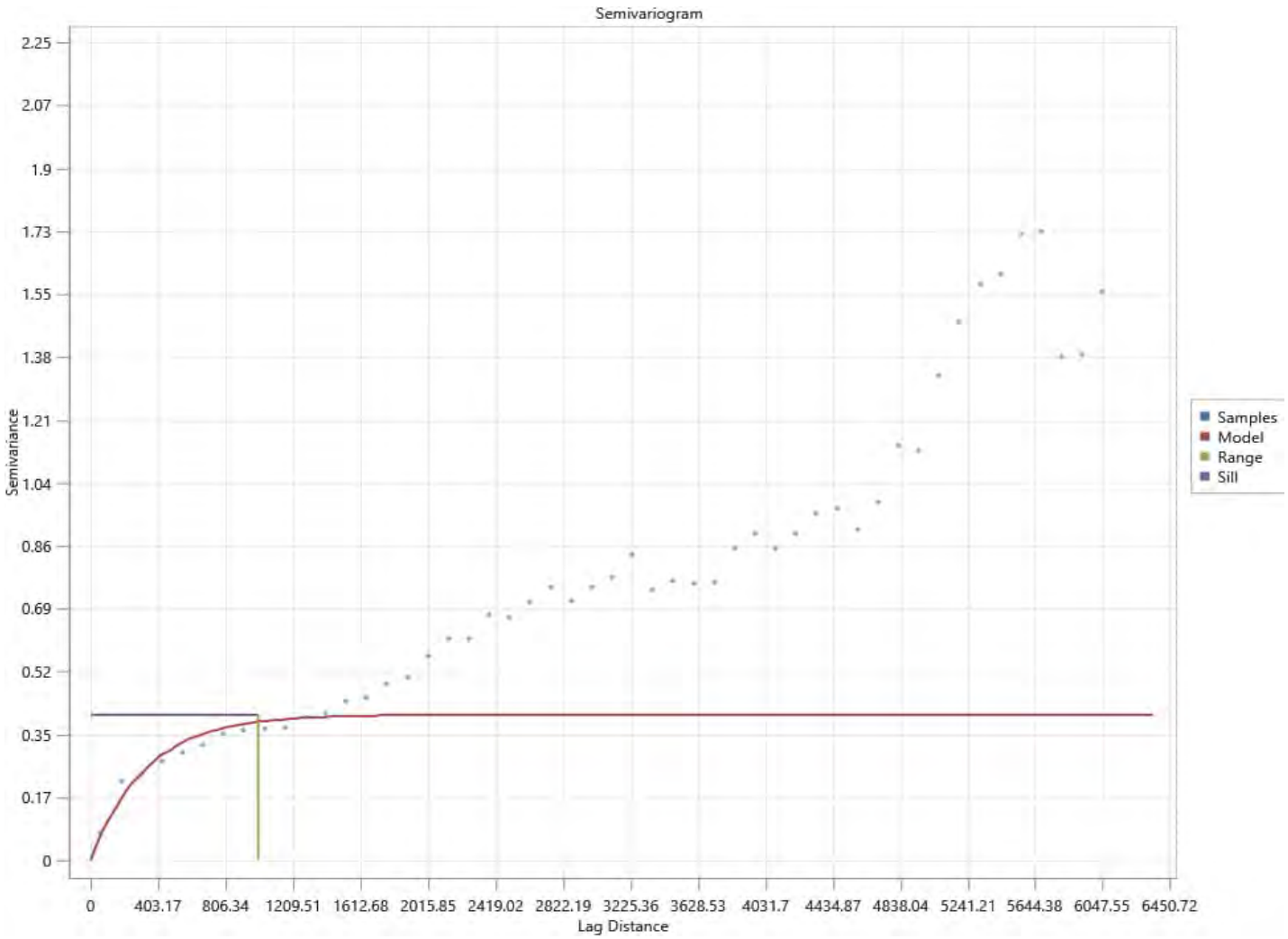

Range: 1000
Sill: 0.4

Note: Variograms for Total PCBs (Short List) and Total PCBs (Extended List) are identical.

Figure 32
Total PCB OC Variogram - 2013
Optimized Methodology
Second MNR Report
Palos Verdes Shelf
Los Angeles County, California

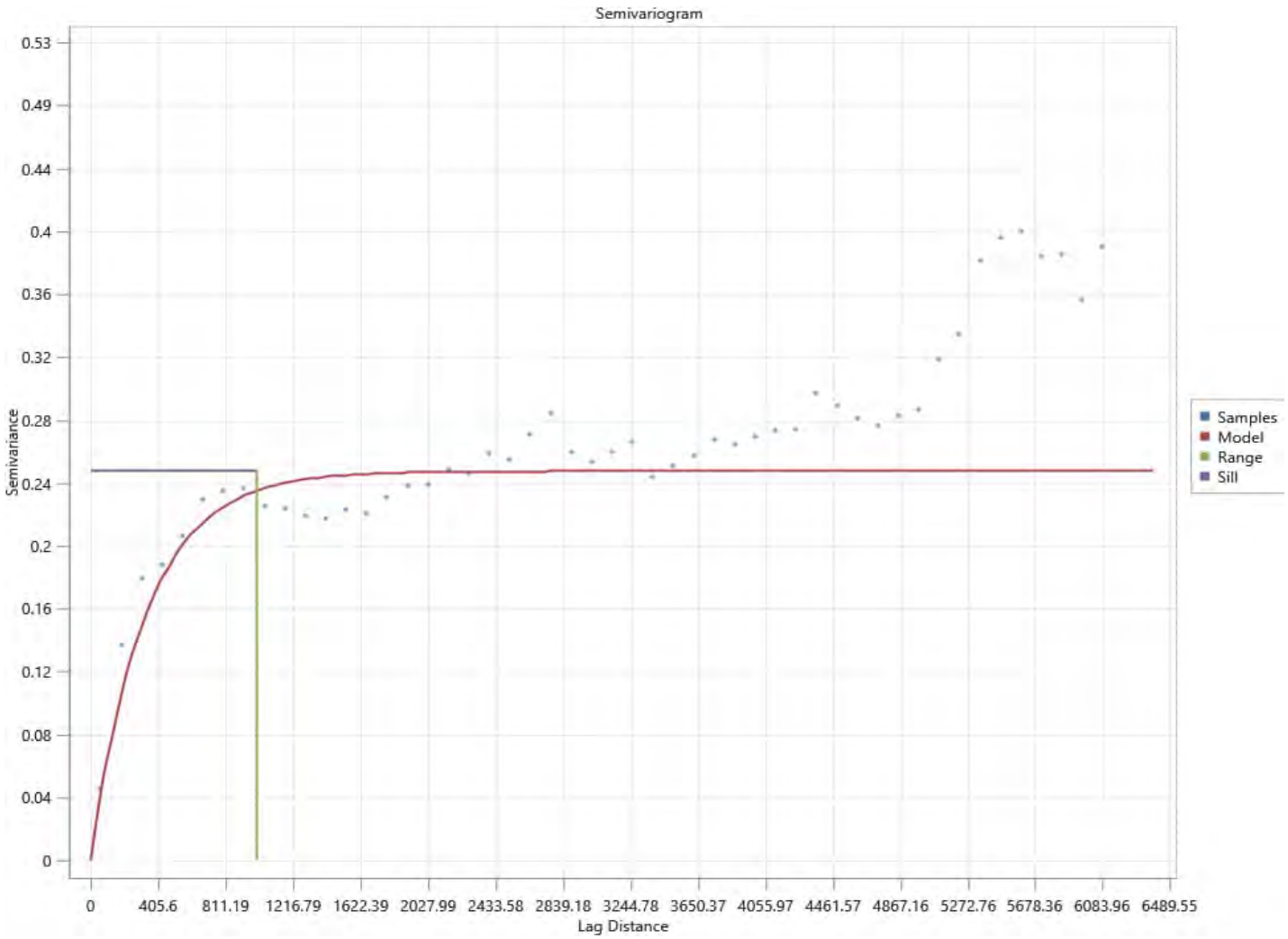

Range: 1000
Sill: 0.25

Note: Variograms for Total PCBs (Short List) and Total PCBs (Extended List) are identical.

Figure 33
Total PCB OC Variogram - 2009
Optimized Methodology
Second MNR Report
Palos Verdes Shelf
Los Angeles County, California

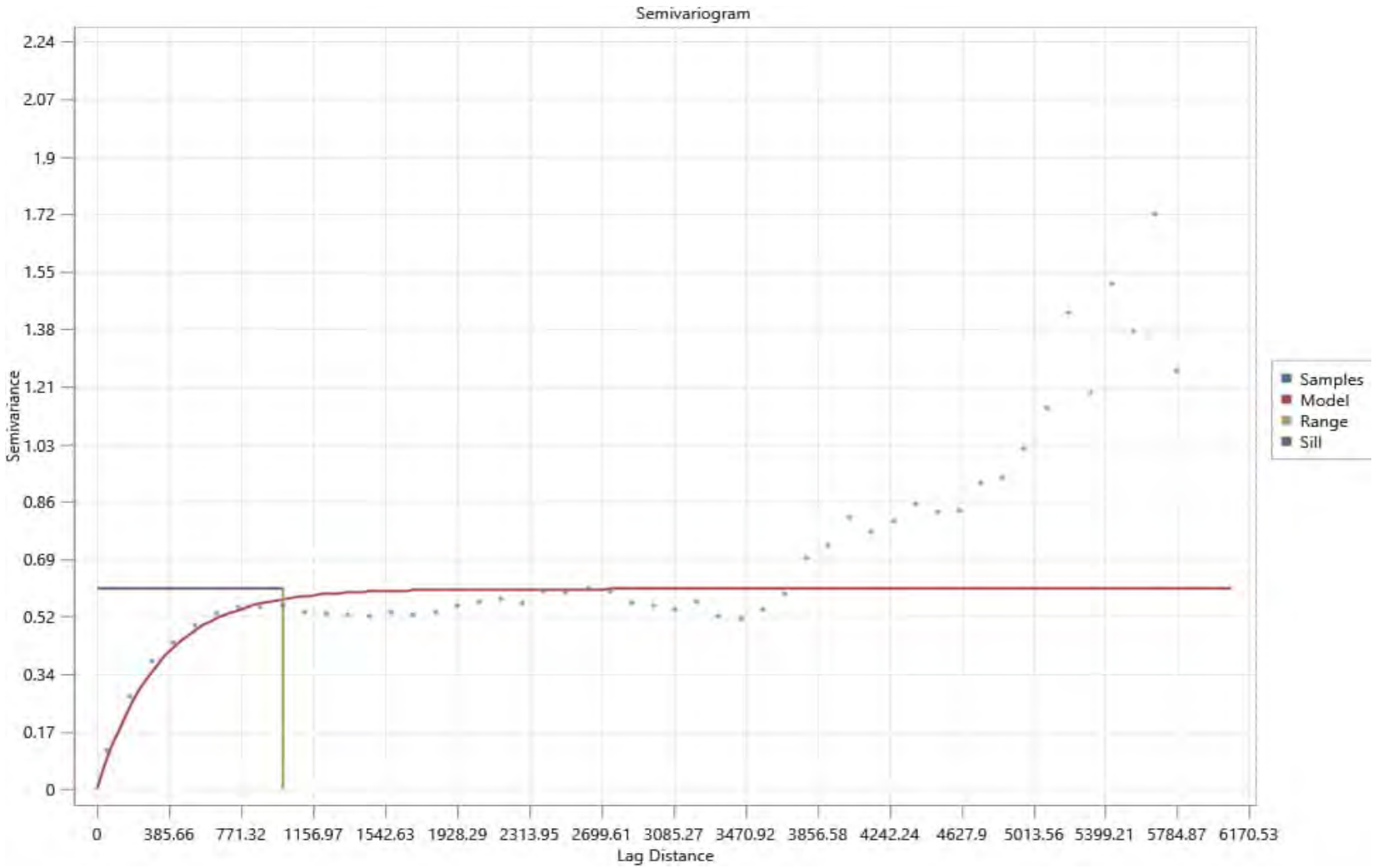

Range: 1000
Sill: 0.6

Figure 34
p,p-DDE Variogram - 2022
Optimized Methodology
Second MNR Report
Palos Verdes Shelf
Los Angeles County, California

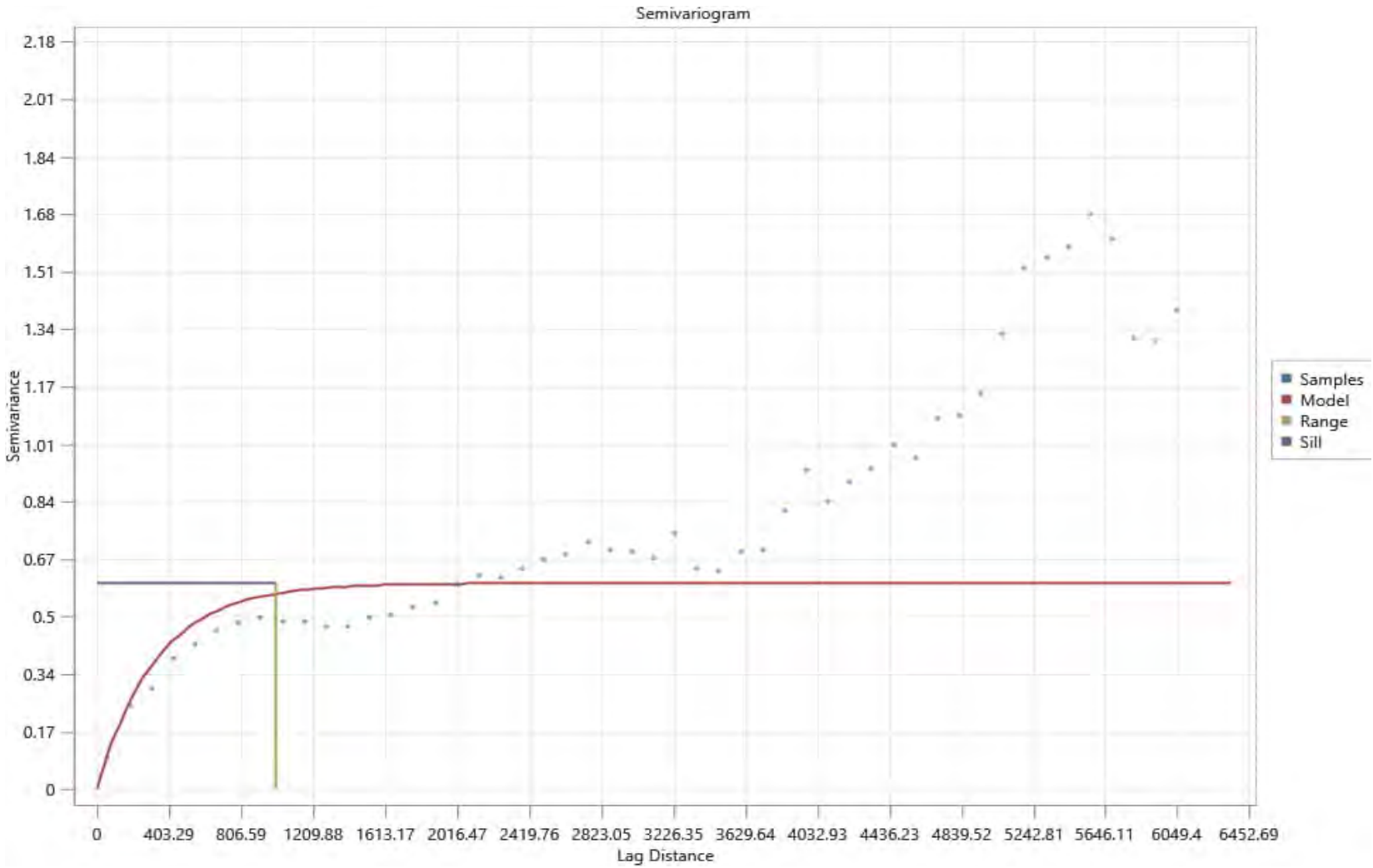

Range: 1000
Sill: 0.6

Figure 35
p,p-DDE Variogram - 2013
Optimized Methodology
Second MNR Report
Palos Verdes Shelf
Los Angeles County, California

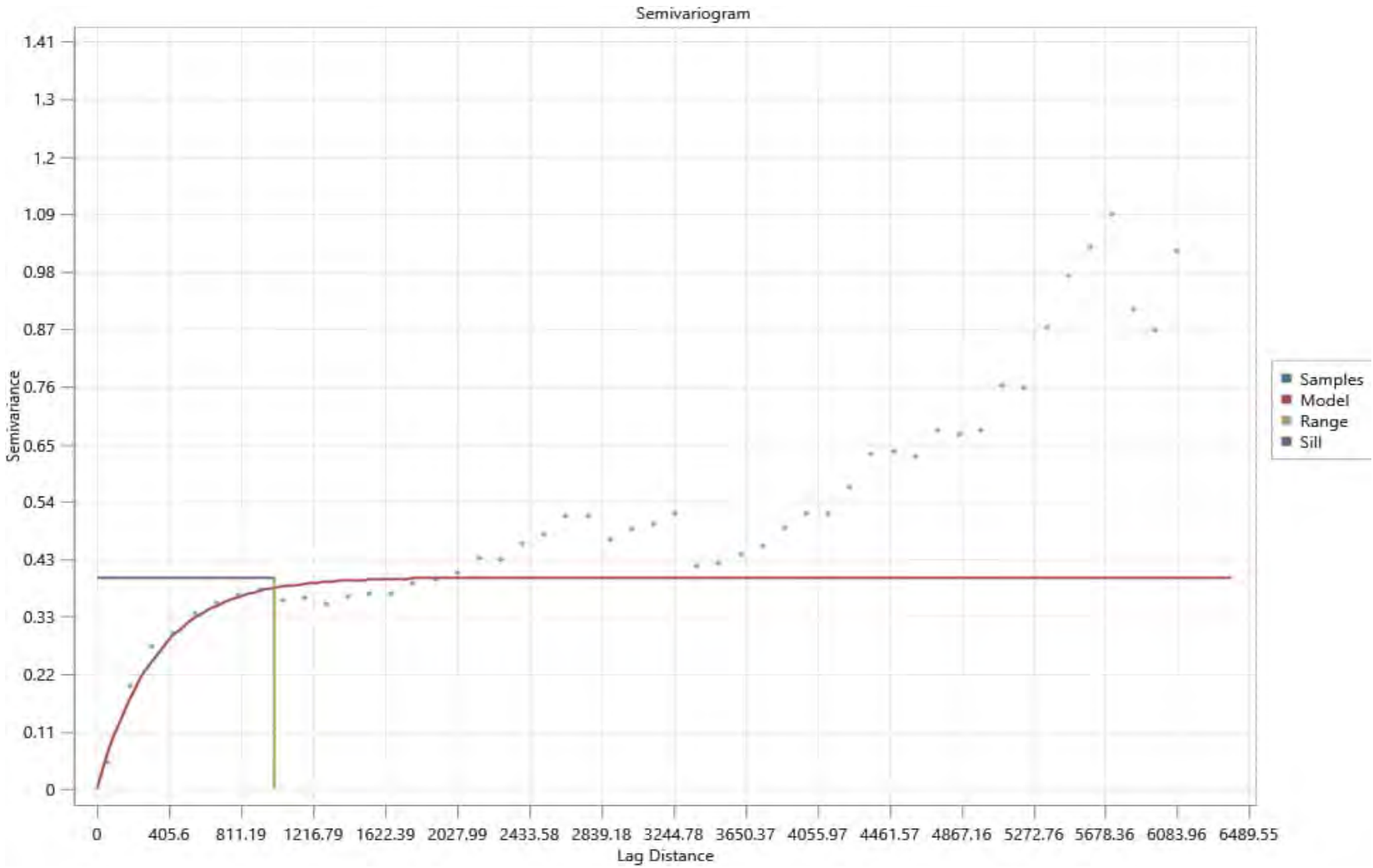

Range: 1000
Sill: 0.4

Figure 36
p,p-DDE Variogram - 2009
Optimized Methodology
Second MNR Report
Palos Verdes Shelf
Los Angeles County, California

Appendix E
Geotechnical Data

Table 1. Grain Size and Total Organic Carbon Results
Second MNR Report
Palos Verdes Shelf
Los Angeles County, California

Location ID	Sample ID	Sample Type	Start Depth (cm)	End Depth (cm)	Gravel or larger (%)	Sand (%)	Silt (%)	Clay (%)	Total Fines (silt + clay) (%)	Total Organic Carbon (%)
BA1B	BA1B-SD0002-2211	N	0	2	0	51.2	36.5	12.3	48.8	3.59
BA1B	BA1B-SD0204-2211	N	2	4	0	51.8	35.0	13.2	48.2	3.88
BA1B	BA1B-SD0406-2211	N	4	6	0	51.5	34.3	14.2	48.5	3.91
BA1B	BA1B-SD0608-2211	N	6	8	0	46.5	38.8	14.7	53.5	3.15
BA1B	BA1B-SD0812-2211	N	8	12	0	48.5	37.4	14.1	51.5	3.04
BA1B	BA1B-SD1216-2211	N	12	16	0	44.4	40.7	14.9	55.6	1.66
BA1B	BA1B-SD1620-2211	N	16	20	0	23.5	52.0	24.5	76.5	1.65
BA1B	BA1B-SD2024-2211	N	20	24	0	24.9	50.3	24.8	75.1	2.07
BA1B	BA1B-SD2428-2211	N	24	28	0	29.2	48.8	22.0	70.8	2.38
BA1B	BA1B-SD2832-2211	N	28	32	0	29.8	49.9	20.3	70.2	2.07
BA1B	BA1B-SD3236-2211	N	32	36	0	28.9	49.2	21.9	71.1	3.23
BA1B	BA1B-SD3640-2211	N	36	40	0	23.5	52.7	23.8	76.5	2.43
BA1B	BA1B-SD4044-2211	N	40	44	0	21.3	53.3	25.4	78.7	2.00
BA1C	BA1C-SD0002-2211	N	0	2	0	44.5	41.3	14.2	55.5	3.45
BA1C	BA1C-SD0204-2211	N	2	4	0	46.2	40.3	13.5	53.8	3.43
BA1C	BA1C-SD0406-2211	N	4	6	25.9	14.8	41.9	17.4	59.3	3.70
BA1C	BA1C-SD0608-2211	N	6	8	26.9	9.24	49.1	14.8	63.9	3.44
BA1C	BA1C-SD0812-2211	N	8	12	0	37.9	47.6	14.5	62.1	1.66
BA1C	BA1C-SD1216-2211	N	12	16	0	33.9	49.9	16.2	66.1	3.18
BA1C	BA1C-SD1620-2211	N	16	20	0	29.6	48.0	22.4	70.4	3.75
BA1C	BA1C-SD2024-2211	N	20	24	0	33.3	48.8	17.9	66.7	3.71
BA1C	BA1C-SD2428-2211	N	24	28	0	40.2	46.0	13.8	59.8	3.45
BA1C	BA1C-SD2832-2211	N	28	32	0	39.6	47.1	13.3	60.4	3.24
BA1C	BA1C-SD3236-2211	N	32	36	0	40.4	47.6	12.0	59.6	3.42
BA1C	BA1C-SD3640-2211	N	36	40	0	40.4	46.2	13.4	59.6	3.10
BA1C	BA1C-SD4044-2211	N	40	44	0	42.9	44.0	13.1	57.1	3.14
BA1C	BA1C-SD4448-2211	N	44	48	0	35.7	55.3	9.0	64.3	2.77
BA1DC	BA1DC-SD0002-2211	N	0	2	0	64.3	22.0	13.7	35.7	4.89
BA1DC	BA1DC-SD0204-2211	N	2	4	0	65.1	22.3	12.6	34.9	8.62
BA1DC	BA1DC-SD0406-2211	N	4	6	0	64.2	21.9	13.9	35.8	5.63
BA1DC	BA1DC-SD0608-2211	N	6	8	0	64.4	20.1	15.5	35.6	5.86
BA1DC	BA1DC-SD0812-2211	N	8	12	0	62.5	23.4	14.1	37.5	6.21
BA1DC	BA1DC-SD1216-2211	N	12	16	0	61.9	29.6	8.5	38.1	5.53
BA1DC	BA1DC-SD1620-2211	N	16	20	0	67.7	24.1	8.2	32.3	5.65
BA1DC	BA1DC-SD2024-2211	N	20	24	0	71.5	21.7	6.8	28.5	5.60
BA2B	BA2B-SD0002-2211	N	0	2	0	49.1	43.5	7.4	50.9	2.64
BA2B	BA2B-SD0204-2211	N	2	4	0	48.7	41.7	9.6	51.3	3.59
BA2B	BA2B-SD0406-2211	N	4	6	0	40.4	52.8	6.8	59.6	3.17
BA2B	BA2B-SD0608-2211	N	6	8	0	45.2	46.0	8.8	54.8	2.61
BA2B	BA2B-SD0812-2211	N	8	12	0	44.5	45.8	9.7	55.5	2.41
BA2B	BA2B-SD1216-2211	N	12	16	0	41.2	32.8	26.0	58.8	2.39
BA2B	BA2B-SD1620-2211	N	16	20	0	43.4	32.6	24.0	56.6	2.38
BA2B	BA2B-SD2024-2211FD	N	20	24	0	47.2	44.9	7.9	52.8	1.64
BA2B	BA2B-SD0002-2211FD	FD	0	2	0	46.1	20.9	33.0	53.9	4.10
BA2B	BA2B-SD0204-2211FD	FD	2	4	0	41.2	15.6	43.2	58.8	4.01
BA2B	BA2B-SD0406-2211FD	FD	4	6	0	47.9	45.1	7.0	52.1	2.67
BA2B	BA2B-SD0608-2211FD	FD	6	8	0	45.7	45.2	9.1	54.3	3.19
BA2B	BA2B-SD0812-2211FD	FD	8	12	0	45.5	46.6	7.9	54.5	3.06
BA2B	BA2B-SD1216-2211FD	FD	12	16	0	46.1	42.7	11.2	53.9	2.18
BA2B	BA2B-SD1620-2211FD	FD	16	20	0	51.8	40.5	7.7	48.2	2.68
BA2C	BA2C-SD0002-2211	N	0	2	0	59.8	32.5	7.7	40.2	5.41
BA2C	BA2C-SD0204-2211	N	2	4	0	56.0	34.5	9.5	44.0	4.64
BA2C	BA2C-SD0406-2211	N	4	6	0	52.0	31.9	16.1	48.0	2.00
BA2C	BA2C-SD0608-2211	N	6	8	0	51.9	22.3	25.8	48.1	2.66
BA2C	BA2C-SD0812-2211	N	8	12	0	55.0	19.4	25.6	45.0	4.56

Table 1. Grain Size and Total Organic Carbon Results
Second MNR Report
Palos Verdes Shelf
Los Angeles County, California

Location ID	Sample ID	Sample Type	Start Depth (cm)	End Depth (cm)	Gravel or larger (%)	Sand (%)	Silt (%)	Clay (%)	Total Fines (silt + clay) (%)	Total Organic Carbon (%)
BA2C	BA2C-SD1216-2211	N	12	16	0	52.6	26.0	21.4	47.4	4.84
BA2C	BA2C-SD1620-2211	N	16	20	0	50.9	22.5	26.6	49.1	5.18
BA2C	BA2C-SD2024-2211	N	20	24	0	51.7	22.0	26.3	48.3	3.78
BA2C	BA2C-SD2428-2211	N	24	28	0	57.9	21.7	20.4	42.1	3.31
BA2C	BA2C-SD2832-2211	N	28	32	0	59.9	20.2	19.9	40.1	3.13
BA2C	BA2C-SD3236-2211	N	32	36	0	59.6	18.6	21.8	40.4	2.90
BA2C	BA2C-SD3640-2211	N	36	40	0	64.2	26.8	9.0	35.8	3.05
BA2C	BA2C-SD4044-2211	N	40	44	0	67.1	28.6	4.3	32.9	2.47
BA2DC	BA2DC-SD0002-2211	N	0	2	0	75.6	20.7	3.7	24.4	7.94
BA2DC	BA2DC-SD0204-2211	N	2	4	0	67.9	25.1	7.0	32.1	7.72
BA2DC	BA2DC-SD0406-2211	N	4	6	0	75.8	18.3	5.9	24.2	7.68
BA2DC	BA2DC-SD0608-2211	N	6	8	0	70.2	12.3	17.5	29.8	7.11
BA2DC	BA2DC-SD0812-2211	N	8	12	0	72.0	12.4	15.6	28.0	5.91
BA2DC	BA2DC-SD1216-2211	N	12	16	0	68.7	13.4	17.9	31.3	7.19
BA2DC	BA2DC-SD1620-2211	N	16	20	0	73.4	21.1	5.5	26.6	6.67
BA2DC	BA2DC-SD2024-2211	N	20	24	0	73.1	20.7	6.2	26.9	7.31
BA2DC	BA2DC-SD2428-2211	N	24	28	0	74.8	18.0	7.2	25.2	7.31
BA2DC	BA2DC-SD2832-2211	N	28	32	0	67.0	21.5	11.5	33.0	7.36
BA2DC	BA2DC-SD3236-2211	N	32	36	0	75.2	17.9	6.9	24.8	8.45
BA2DC	BA2DC-SD3640-2211	N	36	40	0	80.1	14.0	5.9	19.9	8.01
BA2DC	BA2DC-SD4044-2211	N	40	44	0	73.3	8.5	18.2	26.7	7.90
BA2DC	BA2DC-SD4448-2211	N	44	48	0	76.0	7.9	16.1	24.0	6.29
BA2DC	BA2DC-SD4852-2211	N	48	52	0	72.7	7.1	20.2	27.3	6.53
BA2DC	BA2DC-SD5256-2211	N	52	56	0	72.7	16.3	11.0	27.3	6.03
BA3B	BA3B-SD0002-2211	N	0	2	0	45.0	44.2	10.8	55.0	3.15
BA3B	BA3B-SD0204-2211	N	2	4	0	45.0	45.3	9.7	55.0	3.03
BA3B	BA3B-SD0406-2211	N	4	6	0	39.0	35.9	25.1	61.0	1.79
BA3B	BA3B-SD0608-2211	N	6	8	0	37.6	37.6	24.8	62.4	2.51
BA3B	BA3B-SD0812-2211	N	8	12	0	34.9	40.1	25.0	65.1	2.19
BA3B	BA3B-SD1216-2211	N	12	16	0	33.5	46.5	20.0	66.5	1.99
BA3B	BA3B-SD1620-2211	N	16	20	0	39.0	41.1	19.9	61.0	1.69
BA3B	BA3B-SD2024-2211	N	20	24	0	41.1	50.5	8.4	58.9	2.00
BA3C	BA3C-SD0002-2211	N	0	2	0	46.9	44.9	8.2	53.1	4.92
BA3C	BA3C-SD0204-2211	N	2	4	0	49.3	39.3	11.4	50.7	4.96
BA3C	BA3C-SD0406-2211	N	4	6	0	47.0	40.4	12.6	53.0	3.98
BA3C	BA3C-SD0608-2211	N	6	8	0	45.8	43.4	10.8	54.2	4.22
BA3C	BA3C-SD0812-2211	N	8	12	0	42.5	41.6	15.9	57.5	5.00
BA3C	BA3C-SD1216-2211	N	12	16	0	49.4	33.8	16.8	50.6	5.06
BA3C	BA3C-SD1620-2211	N	16	20	0	44.5	40.4	15.1	55.5	4.76
BA3C	BA3C-SD2024-2211	N	20	24	0	45.2	39.0	15.8	54.8	4.40
BA3C	BA3C-SD2428-2211	N	24	28	0	45.2	37.4	17.4	54.8	5.16
BA3C	BA3C-SD2832-2211	N	28	32	0	39.8	35.6	24.6	60.2	5.99
BA3C	BA3C-SD3236-2211	N	32	36	0	37.6	37.0	25.4	62.4	5.98
BA3C	BA3C-SD3640-2211	N	36	40	0	41.2	37.6	21.2	58.8	6.16
BA3C	BA3C-SD4044-2211	N	40	44	0	48.1	30.8	21.1	51.9	4.68
BA3C	BA3C-SD4448-2211	N	44	48	0	48.6	31.9	19.5	51.4	4.94
BA3C	BA3C-SD4852-2211	N	48	52	0	54.0	29.1	16.9	46.0	4.06
BA3C	BA3C-SD5256-2211	N	52	56	0	48.6	32.0	19.4	51.4	3.95
BA3C	BA3C-SD5660-2211	N	56	60	0	61.9	20.2	17.9	38.1	4.30
BA3C	BA3C-SD6064-2211	N	60	64	0	52.0	35.7	12.3	48.0	4.19
BA3C	BA3C-SD6468-2211	N	64	68	0	50.3	37.4	12.3	49.7	3.78
BA3C	BA3C-SD6872-2211	N	68	72	0	52.7	34.6	12.7	47.3	4.09
BA3DC	BA3DC-SD0002-2211	N	0	2	0	67.8	22.7	9.5	32.2	5.15
BA3DC	BA3DC-SD0204-2211	N	2	4	0	66.2	24.3	9.5	33.8	4.83
BA3DC	BA3DC-SD0406-2211	N	4	6	0	55.3	29.4	15.3	44.7	3.91

Table 1. Grain Size and Total Organic Carbon Results
Second MNR Report
Palos Verdes Shelf
Los Angeles County, California

Location ID	Sample ID	Sample Type	Start Depth (cm)	End Depth (cm)	Gravel or larger (%)	Sand (%)	Silt (%)	Clay (%)	Total Fines (silt + clay) (%)	Total Organic Carbon (%)
BA3DC	BA3DC-SD0608-2211	N	6	8	0	57.6	26.0	16.4	42.4	3.78
BA3DC	BA3DC-SD0812-2211	N	8	12	0	68.0	19.2	12.8	32.0	2.99
BA3DC	BA3DC-SD1216-2211	N	12	16	0	66.7	22.6	10.7	33.3	1.89
BA3DC	BA3DC-SD1620-2211	N	16	20	0	69.0	20.6	10.4	31.0	3.11
BA3DC	BA3DC-SD2024-2211	N	20	24	0	71.2	19.1	9.7	28.8	3.72
BA3DC	BA3DC-SD2428-2211	N	24	28	0	69.2	18.4	12.4	30.8	2.97
BA3DC	BA3DC-SD2832-2211	N	28	32	0	70.3	15.6	14.1	29.7	3.21
BA3DC	BA3DC-SD3236-2211	N	32	36	0	69.4	14.8	15.8	30.6	2.94
BA3DC	BA3DC-SD3640-2211	N	36	40	0	67.6	16.0	16.4	32.4	3.48
BA3DC	BA3DC-SD4044-2211	N	40	44	0	71.5	12.0	16.5	28.5	3.37
BA3DC	BA3DC-SD4448-2211	N	44	48	0	73.1	13.4	13.5	26.9	2.97
BA3DC	BA3DC-SD4852-2211	N	48	52	0	78.3	10.4	11.3	21.7	3.34
BA4B	BA4B-SD0002-2211	N	0	2	0	30.5	48.2	21.3	69.5	4.48
BA4B	BA4B-SD0204-2211	N	2	4	0	31.0	48.7	20.3	69.0	5.90
BA4B	BA4B-SD0406-2211	N	4	6	0	16.4	61.2	22.4	83.6	--
BA4B	BA4B-SD0608-2211	N	6	8	0	22.1	55.8	22.1	77.9	5.43
BA4B	BA4B-SD0812-2211	N	8	12	0	26.2	47.1	26.7	73.8	6.16
BA4B	BA4B-SD1216-2211	N	12	16	0	31.7	42.2	26.1	68.3	4.88
BA4B	BA4B-SD1620-2211	N	16	20	0	19.3	62.3	18.4	80.7	1.95
BA4B	BA4B-SD2024-2211	N	20	24	0	20.2	68.9	10.9	79.8	1.74
BA4B	BA4B-SD2428-2211	N	24	28	0	20.9	67.5	11.6	79.1	1.68
BA4B	BA4B-SD2832-2211	N	28	32	0	17.2	68.6	14.2	82.8	1.85
BA4B	BA4B-SD3236-2211	N	32	36	0	19.0	66.6	14.4	81.0	1.75
BA4B	BA4B-SD3640-2211	N	36	40	0	20.3	69.7	10.0	79.7	1.53
BA4C	BA4C-SD0002-2211	N	0	2	0	20.6	58.7	20.7	79.4	3.93
BA4C	BA4C-SD0204-2211	N	2	4	0	33.6	57.6	8.8	66.4	3.42
BA4C	BA4C-SD0406-2211	N	4	6	0	25.7	65.7	8.6	74.3	2.94
BA4C	BA4C-SD0608-2211	N	6	8	0	21.7	73.3	5.0	78.3	1.29
BA4C	BA4C-SD0812-2211	N	8	12	0	37.0	49.5	13.5	63.0	3.57
BA4C	BA4C-SD1216-2211	N	12	16	0	20.7	56.0	23.3	79.3	3.88
BA4C	BA4C-SD1620-2211	N	16	20	0	21.0	55.5	23.5	79.0	4.13
BA4C	BA4C-SD2024-2211	N	20	24	0	19.0	58.2	22.8	81.0	4.84
BA4C	BA4C-SD2428-2211	N	24	28	0	15.1	57.6	27.3	84.9	6.43
BA4C	BA4C-SD2832-2211	N	28	32	0	17.4	59.7	22.9	82.6	7.58
BA4C	BA4C-SD3236-2211	N	32	36	0	23.4	50.5	26.1	76.6	5.48
BA4C	BA4C-SD3640-2211	N	36	40	0	23.0	58.9	18.1	77.0	3.11
BA4C	BA4C-SD4044-2211	N	40	44	0	25.9	57.2	16.9	74.1	2.57
BA4C	BA4C-SD4448-2211	N	44	48	0	22.8	59.6	17.6	77.2	2.42
BA4C	BA4C-SD4852-2211	N	48	52	0	22.9	51.9	25.2	77.1	2.72
BA4C	BA4C-SD5256-2211	N	52	56	0	30.7	55.7	13.6	69.3	2.37
BA4C	BA4C-SD5660-2211	N	56	60	0	28.4	58.3	13.3	71.6	2.03
BA4C	BA4C-SD6064-2211	N	60	64	0	28.4	59.9	11.7	71.6	2.01
BA4C	BA4C-SD0002-2211FD	FD	0	2	0	16.4	64.0	19.6	83.6	3.44
BA4C	BA4C-SD0204-2211FD	FD	2	4	0	20.5	59.4	20.1	79.5	3.55
BA4C	BA4C-SD0406-2211FD	FD	4	6	0	19.7	60.7	19.6	80.3	2.83
BA4C	BA4C-SD0608-2211FD	FD	6	8	0	21.0	60.4	18.6	79.0	2.63
BA4C	BA4C-SD0812-2211FD	FD	8	12	0	20.9	56.7	22.4	79.1	3.80
BA4C	BA4C-SD1216-2211FD	FD	12	16	0	16.1	64.2	19.7	83.9	4.14
BA4C	BA4C-SD1620-2211FD	FD	16	20	0	16.0	64.9	19.1	84.0	4.16
BA4C	BA4C-SD2024-2211FD	FD	20	24	0	17.5	60.0	22.5	82.5	4.36
BA4C	BA4C-SD2428-2211FD	FD	24	28	0	29.1	48.6	22.3	70.9	9.47
BA4C	BA4C-SD2832-2211FD	FD	28	32	0	25.9	48.1	26.0	74.1	13.2
BA4C	BA4C-SD3236-2211FD	FD	32	36	0	19.3	49.0	31.7	80.7	8.61
BA4C	BA4C-SD3640-2211FD	FD	36	40	0	29.7	49.4	20.9	70.3	3.85
BA4C	BA4C-SD4044-2211FD	FD	40	44	0	41.5	40.5	18.0	58.5	2.27

Table 1. Grain Size and Total Organic Carbon Results
Second MNR Report
Palos Verdes Shelf
Los Angeles County, California

Location ID	Sample ID	Sample Type	Start Depth (cm)	End Depth (cm)	Gravel or larger (%)	Sand (%)	Silt (%)	Clay (%)	Total Fines (silt + clay) (%)	Total Organic Carbon (%)
BA4C	BA4C-SD4448-2211FD	FD	44	48	0	32.6	49.2	18.2	67.4	2.73
BA4C	BA4C-SD4852-2211FD	FD	48	52	0	38.2	49.4	12.4	61.8	2.30
BA4C	BA4C-SD5256-2211FD	FD	52	56	0	34.3	48.5	17.2	65.7	1.66
BA4DC	BA4DC-SD0002-2211	N	0	2	0	32.7	49.0	18.3	67.3	0.97
BA4DC	BA4DC-SD0204-2211	N	2	4	0	31.6	50.5	17.9	68.4	3.52
BA4DC	BA4DC-SD0406-2211	N	4	6	0	33.1	41.5	25.4	66.9	0.76
BA4DC	BA4DC-SD0608-2211	N	6	8	0	28.5	51.3	20.2	71.5	3.08
BA4DC	BA4DC-SD0812-2211	N	8	12	0	26.0	49.8	24.2	74.0	3.01
BA4DC	BA4DC-SD1216-2211	N	12	16	0	27.4	53.1	19.5	72.6	3.96
BA4DC	BA4DC-SD1620-2211	N	16	20	0	27.1	52.1	20.8	72.9	3.92
BA4DC	BA4DC-SD2024-2211	N	20	24	0	27.3	48.4	24.3	72.7	3.97
BA4DC	BA4DC-SD2428-2211	N	24	28	0	25.4	52.1	22.5	74.6	4.02
BA4DC	BA4DC-SD2832-2211	N	28	32	0	26.4	53.3	20.3	73.6	3.86
BA4DC	BA4DC-SD3236-2211	N	32	36	0	30.2	49.8	20.0	69.8	3.94
BA4DC	BA4DC-SD3640-2211	N	36	40	0	30.7	50.5	18.8	69.3	3.18
BA4DC	BA4DC-SD4044-2211	N	40	44	0	31.3	49.2	19.5	68.7	3.42
BA4DC	BA4DC-SD4448-2211	N	44	48	0	28.6	50.2	21.2	71.4	3.75
BA4DC	BA4DC-SD4852-2211	N	48	52	0	25.4	42.4	32.2	74.6	3.24
BA4DC	BA4DC-SD5256-2211	N	52	56	0	26.9	42.1	31.0	73.1	4.44
BA4DC	BA4DC-SD5660-2211	N	56	60	0	25.3	41.3	33.4	74.7	4.53
BA4DC	BA4DC-SD6064-2211	N	60	64	0	34.9	45.4	19.7	65.1	4.40
BA4DC	BA4DC-SD6468-2211	N	64	68	0	35.2	49.6	15.2	64.8	4.11
BA4DC	BA4DC-SD6872-2211	N	68	72	0	36.0	49.2	14.8	64.0	3.42
BA4DC	BA4DC-SD7276-2211	N	72	76	0	41.7	36.5	21.8	58.3	2.71
BA4DC	BA4DC-SD7680-2211	N	76	80	0	39.5	44.0	16.5	60.5	3.40
BA5B	BA5B-SD0002-2211	N	0	2	0	24.8	52.8	22.4	75.2	3.30
BA5B	BA5B-SD0204-2211	N	2	4	0	21.9	51.4	26.7	78.1	4.53
BA5B	BA5B-SD0406-2211	N	4	6	0	14.8	49.3	35.9	85.2	7.25
BA5B	BA5B-SD0608-2211	N	6	8	0	14.6	51.1	34.3	85.4	8.54
BA5B	BA5B-SD0812-2211	N	8	12	0	17.7	47.1	35.2	82.3	22.5
BA5B	BA5B-SD1216-2211	N	12	16	0	14.3	47.5	38.2	85.7	18.9
BA5B	BA5B-SD1620-2211	N	16	20	0	13.9	52.9	33.2	86.1	6.00
BA5B	BA5B-SD2024-2211	N	20	24	0	17.1	62.5	20.4	82.9	3.12
BA5B	BA5B-SD2428-2211	N	24	28	0	15.7	63.9	20.4	84.3	2.36
BA5B	BA5B-SD2832-2211	N	28	32	0	17.1	59.7	23.2	82.9	2.15
BA5B	BA5B-SD3236-2211	N	32	36	0	19.6	67.2	13.2	80.4	2.05
BA5B	BA5B-SD3640-2211	N	36	40	0	17.0	58.7	24.3	83.0	2.12
BA5B	BA5B-SD4044-2211	N	40	44	0	17.2	61.3	21.5	82.8	2.07
BA5B	BA5B-SD4448-2211	N	44	48	0	26.0	62.6	11.4	74.0	1.87
BA5B	BA5B-SD4852-2211	N	48	52	0	29.8	57.9	12.3	70.2	1.83
BA5B	BA5B-SD0002-2211FD	FD	0	2	0	26.8	59.2	14.0	73.2	3.52
BA5B	BA5B-SD0204-2211FD	FD	2	4	0	35.4	52.0	12.6	64.6	5.92
BA5B	BA5B-SD0406-2211FD	FD	4	6	0	16.9	54.8	28.3	83.1	5.09
BA5B	BA5B-SD0608-2211FD	FD	6	8	0	19.1	55.5	25.4	80.9	6.99
BA5B	BA5B-SD0812-2211FD	FD	8	12	0	15.2	54.7	30.1	84.8	22.2
BA5B	BA5B-SD1216-2211FD	FD	12	16	0	12.1	55.6	32.3	87.9	14.5
BA5B	BA5B-SD1620-2211FD	FD	16	20	0	18.5	61.8	19.7	81.5	4.40
BA5B	BA5B-SD2024-2211FD	FD	20	24	0	17.9	71.4	10.7	82.1	2.33
BA5B	BA5B-SD2428-2211FD	FD	24	28	0	16.7	69.4	13.9	83.3	0.92
BA5B	BA5B-SD2832-2211FD	FD	28	32	0	17.0	69.6	13.4	83.0	0.86
BA5B	BA5B-SD3236-2211FD	FD	32	36	0	15.9	69.6	14.5	84.1	0.82
BA5B	BA5B-SD3640-2211FD	FD	36	40	0	15.1	66.4	18.5	84.9	0.89
BA5B	BA5B-SD4044-2211FD	FD	40	44	0	23.3	66.1	10.6	76.7	0.62
BA5B	BA5B-SD4448-2211FD	FD	44	48	0	28.3	60.2	11.5	71.7	0.55
BA5C	BA5C-SD0002-2211	N	0	2	0	20.7	56.5	22.8	79.3	2.62

Table 1. Grain Size and Total Organic Carbon Results
Second MNR Report
Palos Verdes Shelf
Los Angeles County, California

Location ID	Sample ID	Sample Type	Start Depth (cm)	End Depth (cm)	Gravel or larger (%)	Sand (%)	Silt (%)	Clay (%)	Total Fines (silt + clay) (%)	Total Organic Carbon (%)
BA5C	BA5C-SD0204-2211	N	2	4	0	17.7	56.3	26.0	82.3	2.05
BA5C	BA5C-SD0406-2211	N	4	6	0	17.8	61.6	20.6	82.2	2.38
BA5C	BA5C-SD0608-2211	N	6	8	0	24.3	68.0	7.7	75.7	2.54
BA5C	BA5C-SD0812-2211	N	8	12	0	17.6	57.2	25.2	82.4	1.78
BA5C	BA5C-SD1216-2211	N	12	16	0	17.0	57.2	25.8	83.0	2.02
BA5C	BA5C-SD1620-2211	N	16	20	0	16.6	56.1	27.3	83.4	3.41
BA5C	BA5C-SD2024-2211	N	20	24	0	23.9	48.9	27.2	76.1	8.80
BA5C	BA5C-SD2428-2211	N	24	28	0	22.0	50.1	27.9	78.0	5.87
BA5C	BA5C-SD2832-2211	N	28	32	0	21.4	55.8	22.8	78.6	4.93
BA5C	BA5C-SD3236-2211	N	32	36	0	11.7	53.6	34.7	88.3	5.58
BA5C	BA5C-SD3640-2211	N	36	40	0	9.4	51.2	39.4	90.6	5.65
BA5C	BA5C-SD4044-2211	N	40	44	0	10.0	46.2	43.8	90.0	4.49
BA5C	BA5C-SD4448-2211	N	44	48	0	13.7	53.4	32.9	86.3	2.20
BA5C	BA5C-SD4852-2211	N	48	52	0	20.6	58.9	20.5	79.4	1.43
BA5C	BA5C-SD5256-2211	N	52	56	0	19.8	62.3	17.9	80.2	0.70
BA5C	BA5C-SD5660-2211	N	56	60	0	22.0	61.5	16.5	78.0	0.81
BA5C	BA5C-SD6064-2211	N	60	64	0	20.9	56.7	22.4	79.1	0.67
BA5C	BA5C-SD6468-2211	N	64	68	0	21.3	57.0	21.7	78.7	0.65
BA5C	BA5C-SD6872-2211	N	68	72	0	19.6	60.1	20.3	80.4	0.55
BA5DC	BA5DC-SD0002-2211	N	0	2	0	24.8	51.4	23.8	75.2	1.76
BA5DC	BA5DC-SD0204-2211	N	2	4	0	28.2	67.8	4.0	71.8	1.83
BA5DC	BA5DC-SD0406-2211	N	4	6	0	26.3	64.9	8.8	73.7	1.20
BA5DC	BA5DC-SD0608-2211	N	6	8	0	22.5	52.3	25.2	77.5	1.95
BA5DC	BA5DC-SD0812-2211	N	8	12	0	22.5	51.0	26.5	77.5	0.85
BA5DC	BA5DC-SD1216-2211	N	12	16	0	23.1	50.5	26.4	76.9	0.94
BA5DC	BA5DC-SD1620-2211	N	16	20	0	19.6	52.0	28.4	80.4	0.94
BA5DC	BA5DC-SD2024-2211	N	20	24	0	21.5	52.7	25.8	78.5	1.04
BA5DC	BA5DC-SD2428-2211	N	24	28	0	24.1	51.6	24.3	75.9	1.03
BA5DC	BA5DC-SD2832-2211	N	28	32	0	22.1	47.7	30.2	77.9	1.10
BA5DC	BA5DC-SD3236-2211	N	32	36	0	25.4	43.7	30.9	74.6	1.28
BA5DC	BA5DC-SD3640-2211	N	36	40	0	28.9	45.4	25.7	71.1	1.09
BA5DC	BA5DC-SD4044-2211	N	40	44	0	22.2	51.5	26.3	77.8	1.15
BA5DC	BA5DC-SD4448-2211	N	44	48	0	33.7	43.4	22.9	66.3	1.16
BA5DC	BA5DC-SD4852-2211	N	48	52	0	27.2	46.5	26.3	72.8	1.19
BA5DC	BA5DC-SD5256-2211	N	52	56	0	30.3	45.9	23.8	69.7	1.18
BA5DC	BA5DC-SD5660-2211	N	56	60	0	28.9	50.7	20.4	71.1	1.63
BA5DC	BA5DC-SD6064-2211	N	60	64	0	33.6	24.4	42.0	66.4	5.56
BA5DC	BA5DC-SD6468-2211	N	64	68	0	28.2	41.7	30.1	71.8	3.84
BA5DC	BA5DC-SD6872-2211	N	68	72	0	38.0	46.1	15.9	62.0	3.33
BA5DC	BA5DC-SD7276-2211	N	72	76	0	41.9	39.1	19.0	58.1	3.07
BA6B	BA6B-SD0002-2211	N	0	2	0	32.7	41.0	26.3	67.3	4.93
BA6B	BA6B-SD0204-2211	N	2	4	0	32.9	33.9	33.2	67.1	4.87
BA6B	BA6B-SD0406-2211	N	4	6	0	30.2	34.7	35.1	69.8	7.49
BA6B	BA6B-SD0608-2211	N	6	8	0	32.9	28.5	38.6	67.1	24.4
BA6B	BA6B-SD0812-2211	N	8	12	0	35.3	42.5	22.2	64.7	16.5
BA6B	BA6B-SD1216-2211	N	12	16	0	22.6	51.6	25.8	77.4	11.7
BA6B	BA6B-SD1620-2211	N	16	20	0	18.4	61.3	20.3	81.6	4.83
BA6B	BA6B-SD2024-2211	N	20	24	0	24.6	57.2	18.2	75.4	2.24
BA6B	BA6B-SD2428-2211	N	24	28	0	25.0	57.7	17.3	75.0	1.94
BA6B	BA6B-SD2832-2211	N	28	32	0	27.3	55.7	17.0	72.7	1.75
BA6B	BA6B-SD3236-2211	N	32	36	0	22.8	57.2	20.0	77.2	2.54
BA6B	BA6B-SD3640-2211	N	36	40	0	24.5	57.6	17.9	75.5	3.38
BA6B	BA6B-SD4044-2211	N	40	44	0	20.3	58.5	21.2	79.7	3.56
BA6B	BA6B-SD4448-2211	N	44	48	0	13.9	61.3	24.8	86.1	2.95
BA6B	BA6B-SD4852-2211	N	48	52	0	9.5	62.0	28.5	90.5	1.77

Table 1. Grain Size and Total Organic Carbon Results
Second MNR Report
Palos Verdes Shelf
Los Angeles County, California

Location ID	Sample ID	Sample Type	Start Depth (cm)	End Depth (cm)	Gravel or larger (%)	Sand (%)	Silt (%)	Clay (%)	Total Fines (silt + clay) (%)	Total Organic Carbon (%)
BA6B	BA6B-SD5256-2211	N	52	56	0	18.7	58.4	22.9	81.3	1.78
BA6B	BA6B-SD5660-2211	N	56	60	0	18.9	66.3	14.8	81.1	1.30
BA6B	BA6B-SD6064-2211	N	60	64	0	13.9	69.9	16.2	86.1	1.78
BA6BC	BA6BC-SD0002-2211	N	0	2	0	35.7	52.8	11.5	64.3	5.75
BA6BC	BA6BC-SD0204-2211	N	2	4	0	29.0	55.9	15.1	71.0	10.2
BA6BC	BA6BC-SD0406-2211	N	4	6	0	19.2	47.9	32.9	80.8	11.1
BA6BC	BA6BC-SD0608-2211	N	6	8	0	19.0	34.4	46.6	81.0	12.2
BA6BC	BA6BC-SD0812-2211	N	8	12	0	18.6	39.8	41.6	81.4	14.1
BA6BC	BA6BC-SD1216-2211	N	12	16	0	24.1	57.4	18.5	75.9	9.52
BA6BC	BA6BC-SD1620-2211	N	16	20	0	26.1	60.3	13.6	73.9	4.87
BA6BC	BA6BC-SD2024-2211	N	20	24	0	70.4	19.9	9.7	29.6	7.51
BA6BC	BA6BC-SD2428-2211	N	24	28	0	69.6	23.2	7.2	30.4	14.3
BA6C	BA6C-SD0002-2211	N	0	2	0	28.8	59.6	11.6	71.2	2.63
BA6C	BA6C-SD0204-2211	N	2	4	0	27.9	64.4	7.7	72.1	2.37
BA6C	BA6C-SD0406-2211	N	4	6	0	24.0	68.4	7.6	76.0	2.39
BA6C	BA6C-SD0608-2211	N	6	8	0	25.4	67.7	6.9	74.6	2.24
BA6C	BA6C-SD0812-2211	N	8	12	0	25.5	65.5	9.0	74.5	3.76
BA6C	BA6C-SD1216-2211	N	12	16	0	23.5	61.6	14.9	76.5	5.47
BA6C	BA6C-SD1620-2211	N	16	20	0	19.6	63.6	16.8	80.4	6.07
BA6C	BA6C-SD2024-2211	N	20	24	0	20.2	61.0	18.8	79.8	11.0
BA6C	BA6C-SD2428-2211	N	24	28	0	25.9	57.7	16.4	74.1	2.56
BA6C	BA6C-SD2832-2211	N	28	32	0	28.9	52.1	19.0	71.1	19.1
BA6C	BA6C-SD3236-2211	N	32	36	0	21.4	62.2	16.4	78.6	19.0
BA6C	BA6C-SD3640-2211	N	36	40	0	20.8	55.5	23.7	79.2	18.6
BA6C	BA6C-SD4044-2211	N	40	44	0	17.7	55.5	26.8	82.3	14.0
BA6C	BA6C-SD4448-2211	N	44	48	0	12.9	39.4	47.7	87.1	6.63
BA6C	BA6C-SD4852-2211	N	48	52	0	20.7	53.7	25.6	79.3	2.61
BA6C	BA6C-SD5256-2211	N	52	56	0	21.3	55.8	22.9	78.7	2.21
BA6C	BA6C-SD5660-2211	N	56	60	0	20.5	54.6	24.9	79.5	1.73
BA6C	BA6C-SD6064-2211	N	60	64	0	23.7	56.0	20.3	76.3	1.82
BA6C	BA6C-SD6468-2211	N	64	68	0	29.7	54.2	16.1	70.3	1.72
BA6DC	BA6DC-SD0002-2211	N	0	2	0	49.8	32.6	17.6	50.2	1.64
BA6DC	BA6DC-SD0204-2211	N	2	4	0	49.7	35.6	14.7	50.3	2.04
BA6DC	BA6DC-SD0406-2211	N	4	6	0	47.1	43.1	9.8	52.9	1.81
BA6DC	BA6DC-SD0608-2211	N	6	8	0	48.8	41.0	10.2	51.2	1.03
BA6DC	BA6DC-SD0812-2211	N	8	12	0	47.4	38.8	13.8	52.6	0.69
BA6DC	BA6DC-SD1216-2211	N	12	16	0	52.5	31.7	15.8	47.5	2.86
BA6DC	BA6DC-SD1620-2211	N	16	20	0	47.9	43.1	9.0	52.1	3.08
BA6DC	BA6DC-SD2024-2211	N	20	24	0	47.5	37.5	15.0	52.5	3.06
BA6DC	BA6DC-SD2428-2211	N	24	28	0	46.9	38.8	14.3	53.1	3.18
BA6DC	BA6DC-SD2832-2211	N	28	32	0	48.1	37.9	14.0	51.9	3.35
BA6DC	BA6DC-SD3236-2211	N	32	36	0	48.2	40.1	11.7	51.8	3.28
BA6DC	BA6DC-SD3640-2211	N	36	40	0	46.3	42.4	11.3	53.7	2.84
BA6DC	BA6DC-SD4044-2211	N	40	44	0	46.7	43.1	10.2	53.3	3.44
BA6DC	BA6DC-SD4448-2211	N	44	48	0	52.2	39.7	8.1	47.8	3.01
BA6DC	BA6DC-SD4852-2211	N	48	52	0	51.3	34.1	14.6	48.7	2.83
BA6DC	BA6DC-SD5256-2211	N	52	56	0	55.8	31.9	12.3	44.2	2.90
BA7B	BA7B-SD0002-2211	N	0	2	0	28.5	50.8	20.7	71.5	3.19
BA7B	BA7B-SD0204-2211	N	2	4	0	21.2	57.1	21.7	78.8	3.29
BA7B	BA7B-SD0406-2211	N	4	6	0	23.4	54.9	21.7	76.6	1.94
BA7B	BA7B-SD0608-2211	N	6	8	0	23.1	48.8	28.1	76.9	1.94
BA7B	BA7B-SD0812-2211	N	8	12	0	19.2	54.9	25.9	80.8	2.00
BA7B	BA7B-SD1216-2211	N	12	16	0	18.2	57.9	23.9	81.8	2.01
BA7B	BA7B-SD1620-2211	N	16	20	0	34.7	45.0	20.3	65.3	2.06
BA7B	BA7B-SD2024-2211	N	20	24	0	19.9	57.0	23.1	80.1	1.99

Table 1. Grain Size and Total Organic Carbon Results
Second MNR Report
Palos Verdes Shelf
Los Angeles County, California

Location ID	Sample ID	Sample Type	Start Depth (cm)	End Depth (cm)	Gravel or larger (%)	Sand (%)	Silt (%)	Clay (%)	Total Fines (silt + clay) (%)	Total Organic Carbon (%)
BA7B	BA7B-SD2428-2211	N	24	28	0	9.8	64.2	26.0	90.2	1.64
BA7B	BA7B-SD2832-2211	N	28	32	0	8.0	59.7	32.3	92.0	1.95
BA7B	BA7B-SD3236-2211	N	32	36	0	8.0	58.4	33.6	92.0	1.81
BA7B	BA7B-SD3640-2211	N	36	40	0	12.0	61.0	27.0	88.0	1.69
BA7C	BA7C-SD0002-2211	N	0	2	0	51.5	25.6	22.9	48.5	1.71
BA7C	BA7C-SD0204-2211	N	2	4	0	47.7	27.3	25.0	52.3	1.34
BA7C	BA7C-SD0406-2211	N	4	6	0	49.2	32.8	18.0	50.8	1.62
BA7C	BA7C-SD0608-2211	N	6	8	0	51.9	30.7	17.4	48.1	1.18
BA7C	BA7C-SD0812-2211	N	8	12	0	63.6	24.8	11.6	36.4	1.41
BA7C	BA7C-SD1216-2211	N	12	16	0	73.3	13.8	12.9	26.7	1.27
BA7C	BA7C-SD1620-2211	N	16	20	0	41.7	38.3	20.0	58.3	2.70
BA7C	BA7C-SD2024-2211	N	20	24	0	38.3	45.0	16.7	61.7	3.54
BA7C	BA7C-SD2428-2211	N	24	28	0	25.3	53.5	21.2	74.7	4.89
BA7C	BA7C-SD2832-2211	N	28	32	0	19.7	55.1	25.2	80.3	10.2
BA7C	BA7C-SD3236-2211	N	32	36	0	16.8	49.9	33.3	83.2	16.6
BA7C	BA7C-SD3640-2211	N	36	40	0	17.1	53.2	29.7	82.9	15.1
BA7C	BA7C-SD4044-2211	N	40	44	0	24.9	52.1	23.0	75.1	17.8
BA7C	BA7C-SD4448-2211	N	44	48	0	24.5	45.4	30.1	75.5	35.1
BA7C	BA7C-SD4852-2211	N	48	52	0	11.2	51.2	37.6	88.8	22.1
BA7C	BA7C-SD5256-2211	N	52	56	0	13.0	41.8	45.2	87.0	22.7
BA7C	BA7C-SD5660-2211	N	56	60	0	17.5	45.5	37.0	82.5	13.9
BA7C	BA7C-SD6064-2211	N	60	64	0	18.1	48.4	33.5	81.9	6.55
BA7C	BA7C-SD6468-2211	N	64	68	0	26.2	53.9	19.9	73.8	2.78
BA7C	BA7C-SD6872-2211	N	68	72	0	25.0	59.8	15.2	75.0	1.80
BA7C	BA7C-SD7276-2211	N	72	76	0	24.6	61.0	14.4	75.4	1.75
BA7DC	BA7DC-SD0002-2211	N	0	2	0	68.6	22.0	9.4	31.4	1.02
BA7DC	BA7DC-SD0204-2211	N	2	4	0	65.5	24.8	9.7	34.5	0.98
BA7DC	BA7DC-SD0406-2211	N	4	6	0	64.4	26.7	8.9	35.6	1.08
BA7DC	BA7DC-SD0608-2211	N	6	8	0	62.2	26.8	11.0	37.8	1.53
BA7DC	BA7DC-SD0812-2211	N	8	12	0	61.3	27.0	11.7	38.7	1.33
BA7DC	BA7DC-SD1216-2211	N	12	16	0	64.6	24.5	10.9	35.4	1.00
BA7DC	BA7DC-SD1620-2211	N	16	20	0	75.6	16.1	8.3	24.4	0.87
BA8B	BA8B-SD0002-2211	N	0	2	0	27.3	49.4	23.3	72.7	4.39
BA8B	BA8B-SD0204-2211	N	2	4	0	24.3	49.0	26.7	75.7	9.72
BA8B	BA8B-SD0406-2211	N	4	6	0	26.0	33.4	40.6	74.0	11.6
BA8B	BA8B-SD0608-2211	N	6	8	0	17.5	44.8	37.7	82.5	15.4
BA8B	BA8B-SD0812-2211	N	8	12	0	23.5	48.0	28.5	76.5	3.66
BA8B	BA8B-SD1216-2211	N	12	16	0	22.2	56.3	21.5	77.8	2.09
BA8B	BA8B-SD1620-2211	N	16	20	0	21.3	57.6	21.1	78.7	1.91
BA8B	BA8B-SD2024-2211	N	20	24	0	23.0	55.9	21.1	77.0	1.71
BA8B	BA8B-SD2428-2211	N	24	28	0	24.6	57.0	18.4	75.4	1.85
BA8B	BA8B-SD2832-2211	N	28	32	0	31.0	53.4	15.6	69.0	1.81
BA8B	BA8B-SD3236-2211	N	32	36	0	32.5	55.1	12.4	67.5	1.44
BA8B	BA8B-SD3640-2211	N	36	40	0	26.2	60.1	13.7	73.8	1.76
BA8B	BA8B-SD4044-2211	N	40	44	0	25.9	58.6	15.5	74.1	1.92
BA8B	BA8B-SD4448-2211	N	44	48	0	22.1	61.3	16.6	77.9	1.53
BA8B	BA8B-SD4852-2211	N	48	52	0	9.3	61.2	29.5	90.7	0.86
BA8B	BA8B-SD5256-2211	N	52	56	0	13.2	60.6	26.2	86.8	0.71
BA8BC	BA8BC-SD0002-2211	N	0	2	0	38.5	40.7	20.8	61.5	6.25
BA8BC	BA8BC-SD0204-2211	N	2	4	0	37.0	46.2	16.8	63.0	5.18
BA8BC	BA8BC-SD0406-2211	N	4	6	0	36.0	38.3	25.7	64.0	5.54
BA8BC	BA8BC-SD0608-2211	N	6	8	0	39.2	39.3	21.5	60.8	5.48
BA8BC	BA8BC-SD0812-2211	N	8	12	13.1	44.1	27.1	15.7	42.8	2.15
BA8BC	BA8BC-SD1216-2211	N	12	16	30.6	37.8	19.8	11.8	31.6	1.10
BA8BC	BA8BC-SD1620-2211	N	16	20	4.11	47.1	36.0	12.8	48.8	1.03

Table 1. Grain Size and Total Organic Carbon Results
Second MNR Report
Palos Verdes Shelf
Los Angeles County, California

Location ID	Sample ID	Sample Type	Start Depth (cm)	End Depth (cm)	Gravel or larger (%)	Sand (%)	Silt (%)	Clay (%)	Total Fines (silt + clay) (%)	Total Organic Carbon (%)
BA8BC	BA8BC-SD2024-2211	N	20	24	1.59	46.2	42.2	10.0	52.2	1.34
BA8BC	BA8BC-SD2428-2211	N	24	28	3.24	58.8	23.7	14.3	38.0	3.09
BA8BC	BA8BC-SD2832-2211	N	28	32	0	57.6	24.8	17.6	42.4	2.28
BA8BC	BA8BC-SD3236-2211	N	32	36	0	48.1	33.3	18.6	51.9	1.17
BA8BC	BA8BC-SD3640-2211	N	36	40	0	53.8	32.9	13.3	46.2	1.19
BA8BC	BA8BC-SD4044-2211	N	40	44	1.39	58.2	26.5	13.9	40.4	1.34
BA8C	BA8C-SD0002-2211	N	0	2	0	44.8	48.1	7.1	55.2	2.73
BA8C	BA8C-SD0204-2211	N	2	4	0	48.3	36.3	15.4	51.7	5.63
BA8C	BA8C-SD0406-2211	N	4	6	0	49.0	34.3	16.7	51.0	5.23
BA8C	BA8C-SD0608-2211	N	6	8	0	50.8	40.2	9.0	49.2	7.90
BA8C	BA8C-SD0812-2211	N	8	12	0	54.4	32.4	13.2	45.6	2.85
BA8C	BA8C-SD1216-2211	N	12	16	0	57.0	20.3	22.7	43.0	5.88
BA8C	BA8C-SD1620-2211	N	16	20	5.70	59.3	18.5	16.5	35.0	6.71
BA8C	BA8C-SD2024-2211	N	20	24	0	56.0	25.7	18.3	44.0	16.1
BA8C	BA8C-SD2428-2211	N	24	28	0	55.0	18.5	26.5	45.0	10.5
BA8C	BA8C-SD2832-2211	N	28	32	0	51.2	23.9	24.9	48.8	6.29
BA8C	BA8C-SD3236-2211	N	32	36	0	33.1	30.4	36.5	66.9	9.07
BA8C	BA8C-SD3640-2211	N	36	40	0	56.7	17.8	25.5	43.3	7.78
BA8C	BA8C-SD4044-2211	N	40	44	0	64.5	15.5	20.0	35.5	7.66
BA8C	BA8C-SD4448-2211	N	44	48	0	65.7	13.9	20.4	34.3	29.6
BA8C	BA8C-SD4852-2211	N	48	52	0	75.2	11.6	13.2	24.8	23.8
BA8C	BA8C-SD5256-2211	N	52	56	0	51.1	26.0	22.9	48.9	24.4
BA8C	BA8C-SD5660-2211	N	56	60	0	38.1	34.7	27.2	61.9	41.6
BA8C	BA8C-SD6064-2211	N	60	64	0	30.9	33.1	36.0	69.1	31.3
BA8C	BA8C-SD6468-2211	N	64	68	0	19.3	47.1	33.6	80.7	4.23
BA8C	BA8C-SD6872-2211	N	68	72	0	24.1	54.1	21.8	75.9	2.08
BA8C	BA8C-SD7276-2211	N	72	76	0	24.0	58.2	17.8	76.0	1.59
BA8C	BA8C-SD7680-2211	N	76	80	0	22.8	61.7	15.5	77.2	1.44
BA8C	BA8C-SD8084-2211	N	80	84	0	20.3	62.1	17.6	79.7	1.29
BA8DC	BA8DC-SD0002-2211	N	0	2	0	47.8	43.9	8.3	52.2	1.27
BA8DC	BA8DC-SD0204-2211	N	2	4	0	49.9	41.7	8.4	50.1	1.19
BA8DC	BA8DC-SD0406-2211	N	4	6	0	48.9	34.6	16.5	51.1	2.45
BA8DC	BA8DC-SD0608-2211	N	6	8	0	41.7	38.7	19.6	58.3	2.03
BA8DC	BA8DC-SD0812-2211	N	8	12	0	49.4	34.4	16.2	50.6	1.81
BA8DC	BA8DC-SD1216-2211	N	12	16	0	45.4	39.0	15.6	54.6	2.19
BA8DC	BA8DC-SD1620-2211	N	16	20	0	44.1	41.6	14.3	55.9	2.33
BA8DC	BA8DC-SD2024-2211	N	20	24	0	46.6	38.6	14.8	53.4	2.02
BA8DC	BA8DC-SD2428-2211	N	24	28	0	47.9	36.8	15.3	52.1	2.12
BA8DC	BA8DC-SD2832-2211	N	28	32	0	46.5	39.5	14.0	53.5	0.89
BA8DC	BA8DC-SD3236-2211	N	32	36	0	47.5	36.2	16.3	52.5	2.17
BA8DC	BA8DC-SD3640-2211	N	36	40	0	45.7	35.8	18.5	54.3	0.96
BA8DC	BA8DC-SD4044-2211	N	40	44	0	49.0	34.2	16.8	51.0	1.25
BA8DC	BA8DC-SD4448-2211	N	44	48	0	42.7	41.3	16.0	57.3	0.76
BA9B	BA9B-SD0002-2211	N	0	2	0	36.7	37.7	25.6	63.3	2.03
BA9B	BA9B-SD0204-2211	N	2	4	0	26.6	42.3	31.1	73.4	2.62
BA9B	BA9B-SD0406-2211	N	4	6	0	21.9	46.1	32.0	78.1	3.12
BA9B	BA9B-SD0608-2211	N	6	8	0	25.1	46.8	28.1	74.9	3.10
BA9B	BA9B-SD0812-2211	N	8	12	0	26.3	48.3	25.4	73.7	1.98
BA9B	BA9B-SD1216-2211	N	12	16	0	27.6	50.1	22.3	72.4	1.02
BA9B	BA9B-SD1620-2211	N	16	20	0	24.1	54.2	21.7	75.9	1.11
BA9B	BA9B-SD2024-2211	N	20	24	0	27.3	53.9	18.8	72.7	0.77
BA9B	BA9B-SD2428-2211	N	24	28	0	29.7	52.2	18.1	70.3	0.72
BA9B	BA9B-SD2832-2211	N	28	32	0	36.1	51.9	12.0	63.9	0.52
BA9B	BA9B-SD3236-2211	N	32	36	0	38.3	52.9	8.8	61.7	0.53
BA9BC	BA9BC-SD0002-2211	N	0	2	0	26.7	50.7	22.6	73.3	2.87

Table 1. Grain Size and Total Organic Carbon Results
Second MNR Report
Palos Verdes Shelf
Los Angeles County, California

Location ID	Sample ID	Sample Type	Start Depth (cm)	End Depth (cm)	Gravel or larger (%)	Sand (%)	Silt (%)	Clay (%)	Total Fines (silt + clay) (%)	Total Organic Carbon (%)
BA9BC	BA9BC-SD0204-2211	N	2	4	0	25.3	41.1	33.6	74.7	3.86
BA9BC	BA9BC-SD0406-2211	N	4	6	0	24.4	37.5	38.1	75.6	2.87
BA9BC	BA9BC-SD0608-2211	N	6	8	0	21.6	42.2	36.2	78.4	3.54
BA9BC	BA9BC-SD0812-2211	N	8	12	0	24.6	46.9	28.5	75.4	2.81
BA9BC	BA9BC-SD1216-2211	N	12	16	0	28.4	40.4	31.2	71.6	2.95
BA9BC	BA9BC-SD1620-2211	N	16	20	0	23.3	49.4	27.3	76.7	2.35
BA9BC	BA9BC-SD2024-2211	N	20	24	0	22.0	46.0	32.0	78.0	2.73
BA9BC	BA9BC-SD2428-2211	N	24	28	0	28.5	48.5	23.0	71.5	3.16
BA9BC	BA9BC-SD2832-2211	N	28	32	3.09	30.5	48.4	18.0	66.4	1.89
BA9BC	BA9BC-SD3236-2211	N	32	36	0	32.6	47.0	20.4	67.4	1.61
BA9BC	BA9BC-SD3640-2211	N	36	40	1.25	31.9	48.9	18.0	66.9	0.94
BA9BC	BA9BC-SD4044-2211	N	40	44	0	34.9	48.3	16.8	65.1	0.71
BA9BC	BA9BC-SD4448-2211	N	44	48	0	31.2	46.1	22.7	68.8	1.00
BA9BC	BA9BC-SD4852-2211	N	48	52	0	27.3	48.8	23.9	72.7	1.36
BA9BC	BA9BC-SD5256-2211	N	52	56	0	34.8	38.8	26.4	65.2	1.51
BA9C	BA9C-SD0002-2211	N	0	2	0	47.4	39.1	13.5	52.6	0.98
BA9C	BA9C-SD0204-2211	N	2	4	0	42.1	39.4	18.5	57.9	1.03
BA9C	BA9C-SD0406-2211	N	4	6	0	41.8	42.2	16.0	58.2	1.22
BA9C	BA9C-SD0608-2211	N	6	8	0	38.3	43.9	17.8	61.7	1.63
BA9C	BA9C-SD0812-2211	N	8	12	0	38.8	43.8	17.4	61.2	1.32
BA9C	BA9C-SD1216-2211	N	12	16	0	38.9	41.3	19.8	61.1	0.96
BA9C	BA9C-SD1620-2211	N	16	20	0	36.7	45.1	18.2	63.3	0.75
BA9C	BA9C-SD2024-2211	N	20	24	0	33.8	48.8	17.4	66.2	0.58
BA9C	BA9C-SD2428-2211	N	24	28	0	34.2	48.5	17.3	65.8	0.64
BA9C	BA9C-SD2832-2211	N	28	32	0	39.6	44.8	15.6	60.4	0.53
BA9C	BA9C-SD3236-2211	N	32	36	0	39.3	47.8	12.9	60.7	0.69
BA9C	BA9C-SD3640-2211	N	36	40	0	43.9	43.1	13.0	56.1	0.52
BA9C	BA9C-SD4044-2211	N	40	44	0	37.3	51.6	11.1	62.7	0.43
BA9DC	BA9DC-SD0002-2211	N	0	2	0	62.4	26.2	11.4	37.6	0.93
BA9DC	BA9DC-SD0204-2211	N	2	4	0	49.8	41.0	9.2	50.2	0.75
BA9DC	BA9DC-SD0406-2211	N	4	6	0	48.7	36.8	14.5	51.3	0.83
BA9DC	BA9DC-SD0608-2211	N	6	8	0	46.0	42.0	12.0	54.0	0.99
BA9DC	BA9DC-SD0812-2211	N	8	12	0	45.7	41.4	12.9	54.3	0.80
BA9DC	BA9DC-SD1216-2211	N	12	16	0	48.1	40.0	11.9	51.9	0.82
BA9DC	BA9DC-SD1620-2211	N	16	20	0	47.5	40.5	12.0	52.5	0.84
BA9DC	BA9DC-SD2024-2211	N	20	24	0	47.0	41.6	11.4	53.0	0.89
BA9DC	BA9DC-SD2428-2211	N	24	28	0	46.9	40.2	12.9	53.1	0.74
BA9DC	BA9DC-SD2832-2211	N	28	32	0	44.4	41.8	13.8	55.6	0.98
BA9DC	BA9DC-SD3236-2211	N	32	36	0	39.7	44.4	15.9	60.3	0.90
BA9DC	BA9DC-SD3640-2211	N	36	40	0	34.9	53.0	12.1	65.1	0.99
BA9DC	BA9DC-SD4044-2211	N	40	44	0	45.4	37.6	17.0	54.6	0.93
BA10B	BA10B-SD0002-2211	N	0	2	0	48.3	37.2	14.5	51.7	1.09
BA10B	BA10B-SD0204-2211	N	2	4	0	50.7	34.1	15.2	49.3	1.03
BA10B	BA10B-SD0406-2211	N	4	6	0	46.2	39.8	14.0	53.8	1.08
BA10B	BA10B-SD0608-2211	N	6	8	0	39.2	43.2	17.6	60.8	1.14
BA10B	BA10B-SD0812-2211	N	8	12	0	27.0	51.7	21.3	73.0	0.85
BA10B	BA10B-SD1216-2211	N	12	16	0	14.5	60.8	24.7	85.5	0.62
BA10B	BA10B-SD1620-2211	N	16	20	0	10.2	63.4	26.4	89.8	0.60
BA10B	BA10B-SD2024-2211	N	20	24	0	11.7	65.4	22.9	88.3	0.84
BA10C	BA10C-SD0002-2211	N	0	2	0	61.6	24.8	13.6	38.4	0.77
BA10C	BA10C-SD0204-2211	N	2	4	0	64.7	24.7	10.6	35.3	0.71
BA10C	BA10C-SD0406-2211	N	4	6	0	59.5	31.6	8.9	40.5	0.65
BA10C	BA10C-SD0608-2211	N	6	8	0	61.5	25.9	12.6	38.5	0.56
BA10C	BA10C-SD0812-2211	N	8	12	0	48.5	38.1	13.4	51.5	0.51
BA10C	BA10C-SD1216-2211	N	12	16	0	33.7	50.0	16.3	66.3	0.47

Table 1. Grain Size and Total Organic Carbon Results
Second MNR Report
Palos Verdes Shelf
Los Angeles County, California

Location ID	Sample ID	Sample Type	Start Depth (cm)	End Depth (cm)	Gravel or larger (%)	Sand (%)	Silt (%)	Clay (%)	Total Fines (silt + clay) (%)	Total Organic Carbon (%)
BA10C	BA10C-SD1620-2211	N	16	20	0	21.3	59.5	19.2	78.7	0.46
BA10DC	BA10DC-SD0002-2211	N	0	2	0	61.3	26.0	12.7	38.7	1.38
BA10DC	BA10DC-SD0204-2211	N	2	4	0	66.0	24.4	9.6	34.0	1.13
BA10DC	BA10DC-SD0406-2211	N	4	6	0	50.1	42.1	7.8	49.9	0.86
BA10DC	BA10DC-SD0608-2211	N	6	8	0	52.2	39.9	7.9	47.8	1.13
BA10DC	BA10DC-SD0812-2211	N	8	12	0	61.7	26.3	12.0	38.3	0.70
BA10DC	BA10DC-SD1216-2211	N	12	16	0	62.0	25.3	12.7	38.0	0.89
BA10DC	BA10DC-SD1620-2211	N	16	20	0	63.9	24.2	11.9	36.1	0.99
BA10DC	BA10DC-SD2024-2211	N	20	24	0	55.7	28.7	15.6	44.3	1.58
BA10DC	BA10DC-SD2428-2211	N	24	28	0	59.8	25.8	14.4	40.2	0.82
BA10DC	BA10DC-SD2832-2211	N	28	32	0	63.5	24.7	11.8	36.5	1.23
OA01	OA01-SD0002-2211	N	0	2	0	28.6	51.3	20.1	71.4	2.99
OA01	OA01-SD0204-2211	N	2	4	0	31.6	50.2	18.2	68.4	2.21
OA01	OA01-SD0406-2211	N	4	6	0	28.9	51.8	19.3	71.1	2.78
OA01	OA01-SD0608-2211	N	6	8	0	25.1	54.4	20.5	74.9	2.53
OA01	OA01-SD0812-2211	N	8	12	0	23.2	52.5	24.3	76.8	3.27
OA01	OA01-SD1216-2211	N	12	16	0	25.4	45.7	28.9	74.6	8.39
OA01	OA01-SD1620-2211	N	16	20	0	16.3	50.4	33.3	83.7	17.1
OA01	OA01-SD2024-2211	N	20	24	0	19.5	56.5	24.0	80.5	2.24
OA01	OA01-SD2428-2211	N	24	28	0	26.5	49.9	23.6	73.5	2.96
OA01	OA01-SD2832-2211	N	28	32	0	26.4	55.8	17.8	73.6	2.14
OA01	OA01-SD3236-2211	N	32	36	0	23.9	59.2	16.9	76.1	1.70
OA01	OA01-SD3640-2211	N	36	40	0	24.3	57.2	18.5	75.7	1.93
OA01	OA01-SD4044-2211	N	40	44	0	21.6	63.9	14.5	78.4	1.36
OA01	OA01-SD4448-2211	N	44	48	0	26.3	60.6	13.1	73.7	1.40
OA02	OA02-SD0002-2211	N	0	2	0	35.0	48.3	16.7	65.0	2.40
OA02	OA02-SD0204-2211	N	2	4	0	33.8	47.8	18.4	66.2	2.04
OA02	OA02-SD0406-2211	N	4	6	0	34.0	47.2	18.8	66.0	1.93
OA02	OA02-SD0608-2211	N	6	8	0	29.9	51.0	19.1	70.1	2.12
OA02	OA02-SD0812-2211	N	8	12	0	29.2	51.1	19.7	70.8	1.94
OA02	OA02-SD1216-2211	N	12	16	0	38.9	43.1	18.0	61.1	2.02
OA02	OA02-SD1620-2211	N	16	20	0	34.6	46.1	19.3	65.4	2.76
OA02	OA02-SD2024-2211	N	20	24	0	32.0	49.4	18.6	68.0	2.94
OA02	OA02-SD2428-2211	N	24	28	0	33.1	46.7	20.2	66.9	3.76
OA02	OA02-SD2832-2211	N	28	32	0	30.2	48.9	20.9	69.8	4.33
OA02	OA02-SD3236-2211	N	32	36	0	29.6	55.1	15.3	70.4	3.73
OA02	OA02-SD3640-2211	N	36	40	0	27.0	53.6	19.4	73.0	3.16
OA02	OA02-SD4044-2211	N	40	44	0	28.3	48.6	23.1	71.7	7.46
OA02	OA02-SD4448-2211	N	44	48	0	29.8	47.3	22.9	70.2	4.37
OA02	OA02-SD4852-2211	N	48	52	0	32.5	52.0	15.5	67.5	3.24
OA02	OA02-SD5256-2211	N	52	56	0	31.3	50.1	18.6	68.7	1.61
OA02	OA02-SD5660-2211	N	56	60	0	33.6	49.4	17.0	66.4	1.33
OA02	OA02-SD6064-2211	N	60	64	0	33.5	47.5	19.0	66.5	1.84
OA02	OA02-SD6468-2211	N	64	68	0	37.7	50.3	12.0	62.3	1.29
OA03	OA03-SD0002-2211	N	0	2	0	26.4	48.6	25.0	73.6	3.47
OA03	OA03-SD0204-2211	N	2	4	0	24.9	51.0	24.1	75.1	3.36
OA03	OA03-SD0406-2211	N	4	6	0	23.6	51.9	24.5	76.4	3.77
OA03	OA03-SD0608-2211	N	6	8	0	22.4	50.9	26.7	77.6	3.84
OA03	OA03-SD0812-2211	N	8	12	0	28.5	45.4	26.1	71.5	5.72
OA03	OA03-SD1216-2211	N	12	16	0	20.7	51.5	27.8	79.3	7.67
OA03	OA03-SD1620-2211	N	16	20	0	23.5	50.5	26.0	76.5	21.0
OA03	OA03-SD2024-2211	N	20	24	0	14.6	52.2	33.2	85.4	22.4
OA03	OA03-SD2428-2211	N	24	28	0	12.8	54.5	32.7	87.2	12.7
OA03	OA03-SD2832-2211	N	28	32	0	18.5	54.4	27.1	81.5	6.00
OA03	OA03-SD3236-2211	N	32	36	0	22.1	57.6	20.3	77.9	2.61

Table 1. Grain Size and Total Organic Carbon Results
Second MNR Report
Palos Verdes Shelf
Los Angeles County, California

Location ID	Sample ID	Sample Type	Start Depth (cm)	End Depth (cm)	Gravel or larger (%)	Sand (%)	Silt (%)	Clay (%)	Total Fines (silt + clay) (%)	Total Organic Carbon (%)
OA03	OA03-SD3640-2211	N	36	40	0	23.2	58.8	18.0	76.8	1.37
OA03	OA03-SD4044-2211	N	40	44	0	23.2	59.9	16.9	76.8	1.35
OA03	OA03-SD4448-2211	N	44	48	0	24.8	59.4	15.8	75.2	1.06
OA03	OA03-SD4852-2211	N	48	52	0	31.0	55.1	13.9	69.0	1.59
OA04	OA04-SD0002-2211	N	0	2	0	26.8	58.1	15.1	73.2	3.55
OA04	OA04-SD0204-2211	N	2	4	0	25.5	54.4	20.1	74.5	3.05
OA04	OA04-SD0406-2211	N	4	6	0	23.7	53.6	22.7	76.3	3.49
OA04	OA04-SD0608-2211	N	6	8	0	23.2	54.2	22.6	76.8	4.69
OA04	OA04-SD0812-2211	N	8	12	0	26.7	49.4	23.9	73.3	5.50
OA04	OA04-SD1216-2211	N	12	16	0	25.7	46.2	28.1	74.3	13.5
OA04	OA04-SD1620-2211	N	16	20	0	16.3	51.3	32.4	83.7	21.4
OA04	OA04-SD2024-2211	N	20	24	0	17.9	56.2	25.9	82.1	12.1
OA04	OA04-SD2428-2211	N	24	28	0	23.6	51.0	25.4	76.4	4.07
OA04	OA04-SD2832-2211	N	28	32	0	26.1	56.4	17.5	73.9	1.51
OA04	OA04-SD3236-2211	N	32	36	0	21.6	62.7	15.7	78.4	1.35
OA04	OA04-SD3640-2211	N	36	40	0	22.1	62.6	15.3	77.9	1.29
OA04	OA04-SD4044-2211	N	40	44	0	21.3	61.1	17.6	78.7	1.34
OA04	OA04-SD4448-2211	N	44	48	0	25.3	59.7	15.0	74.7	1.64
OA05	OA05-SD0002-2211	N	0	2	0	25.2	49.2	25.6	74.8	3.32
OA05	OA05-SD0204-2211	N	2	4	0	22.8	58.4	18.8	77.2	3.10
OA05	OA05-SD0406-2211	N	4	6	0	22.1	57.9	20.0	77.9	2.74
OA05	OA05-SD0608-2211	N	6	8	0	26.4	54.8	18.8	73.6	2.92
OA05	OA05-SD0812-2211	N	8	12	0	22.0	55.5	22.5	78.0	4.04
OA05	OA05-SD1216-2211	N	12	16	0	23.3	52.5	24.2	76.7	6.95
OA05	OA05-SD1620-2211	N	16	20	0	19.7	54.9	25.4	80.3	10.9
OA05	OA05-SD2024-2211	N	20	24	0	22.8	48.7	28.5	77.2	16.3
OA05	OA05-SD2428-2211	N	24	28	0	18.6	54.2	27.2	81.4	17.5
OA05	OA05-SD2832-2211	N	28	32	0	18.3	58.1	23.6	81.7	16.1
OA05	OA05-SD3236-2211	N	32	36	0	14.7	56.9	28.4	85.3	26.5
OA05	OA05-SD3640-2211	N	36	40	0	12.4	54.6	33.0	87.6	23.5
OA05	OA05-SD4044-2211	N	40	44	0	10.8	50.8	38.4	89.2	20.9
OA05	OA05-SD4448-2211	N	44	48	0	12.6	46.4	41.0	87.4	30.6
OA05	OA05-SD4852-2211	N	48	52	0	15.7	51.9	32.4	84.3	14.2
OA05	OA05-SD5256-2211	N	52	56	0	23.0	53.1	23.9	77.0	3.76
OA05	OA05-SD5660-2211	N	56	60	0	24.4	59.7	15.9	75.6	1.94
OA05	OA05-SD6064-2211	N	60	64	0	24.3	58.3	17.4	75.7	1.69
OA05	OA05-SD6468-2211	N	64	68	0	21.8	60.2	18.0	78.2	1.49
OA05	OA05-SD6872-2211	N	68	72	0	20.1	57.5	22.4	79.9	1.05
OA05	OA05-SD7276-2211FD	N	72	76	0	22.7	55.8	21.5	77.3	1.18
OA05	OA05-SD0002-2211FD	FD	0	2	0	27.7	53.6	18.7	72.3	3.11
OA05	OA05-SD0204-2211FD	FD	2	4	0	22.9	55.5	21.6	77.1	2.82
OA05	OA05-SD0406-2211FD	FD	4	6	0	22.5	55.5	22.0	77.5	3.03
OA05	OA05-SD0608-2211FD	FD	6	8	0	23.0	57.1	19.9	77.0	3.47
OA05	OA05-SD0812-2211FD	FD	8	12	0	19.9	57.3	22.8	80.1	3.76
OA05	OA05-SD1216-2211FD	FD	12	16	0	20.5	54.5	25.0	79.5	6.29
OA05	OA05-SD1620-2211FD	FD	16	20	0	18.4	55.1	26.5	81.6	8.87
OA05	OA05-SD2024-2211FD	FD	20	24	0	20.0	55.0	25.0	80.0	15.4
OA05	OA05-SD2428-2211FD	FD	24	28	0	20.0	54.6	25.4	80.0	22.1
OA05	OA05-SD2832-2211FD	FD	28	32	0	22.9	54.1	23.0	77.1	22.4
OA05	OA05-SD3236-2211FD	FD	32	36	0	22.3	54.1	23.6	77.7	25.7
OA05	OA05-SD3640-2211FD	FD	36	40	0	17.2	57.1	25.7	82.8	22.0
OA05	OA05-SD4044-2211FD	FD	40	44	0	17.8	48.9	33.3	82.2	5.59
OA05	OA05-SD4448-2211FD	FD	44	48	0	19.3	49.5	31.2	80.7	23.0
OA05	OA05-SD4852-2211FD	FD	48	52	0	21.1	56.1	22.8	78.9	5.11
OA05	OA05-SD5256-2211FD	FD	52	56	0	22.2	60.8	17.0	77.8	1.97

Table 1. Grain Size and Total Organic Carbon Results
Second MNR Report
Palos Verdes Shelf
Los Angeles County, California

Location ID	Sample ID	Sample Type	Start Depth (cm)	End Depth (cm)	Gravel or larger (%)	Sand (%)	Silt (%)	Clay (%)	Total Fines (silt + clay) (%)	Total Organic Carbon (%)
OA05	OA05-SD5660-2211FD	FD	56	60	0	21.8	60.0	18.2	78.2	1.51
OA05	OA05-SD6064-2211FD	FD	60	64	0	21.0	61.6	17.4	79.0	1.56
OA05	OA05-SD6468-2211FD	FD	64	68	0	20.0	61.8	18.2	80.0	1.40
OA05	OA05-SD6872-2211FD	FD	68	72	0	20.7	58.9	20.4	79.3	1.19
OA06	OA06-SD0002-2211	N	0	2	0	28.3	48.1	23.6	71.7	2.95
OA06	OA06-SD0204-2211	N	2	4	0	27.8	47.1	25.1	72.2	2.15
OA06	OA06-SD0406-2211	N	4	6	0	27.1	51.4	21.5	72.9	2.08
OA06	OA06-SD0608-2211	N	6	8	0	30.8	58.9	10.3	69.2	2.17
OA06	OA06-SD0812-2211	N	8	12	0	28.6	57.8	13.6	71.4	3.42
OA06	OA06-SD1216-2211	N	12	16	0	25.0	59.9	15.1	75.0	3.78
OA06	OA06-SD1620-2211	N	16	20	0	25.0	59.4	15.6	75.0	3.74
OA06	OA06-SD2024-2211	N	20	24	0	24.7	55.6	19.7	75.3	4.39
OA06	OA06-SD2428-2211	N	24	28	0	22.8	56.0	21.2	77.2	5.84
OA06	OA06-SD2832-2211	N	28	32	0	24.1	57.4	18.5	75.9	5.78
OA06	OA06-SD3236-2211	N	32	36	0	25.6	54.7	19.7	74.4	17.4
OA06	OA06-SD3640-2211	N	36	40	0	19.6	48.2	32.2	80.4	15.8
OA06	OA06-SD4044-2211	N	40	44	0	21.1	55.5	23.4	78.9	15.7
OA06	OA06-SD4448-2211	N	44	48	0	21.1	52.2	26.7	78.9	10.7
OA06	OA06-SD4852-2211	N	48	52	0	19.6	58.1	22.3	80.4	7.02
OA06	OA06-SD5256-2211	N	52	56	0	26.5	53.5	20.0	73.5	3.07
OA06	OA06-SD5660-2211	N	56	60	0	28.2	52.8	19.0	71.8	1.75
OA06	OA06-SD6064-2211	N	60	64	0	29.5	51.1	19.4	70.5	1.63
OA06	OA06-SD6468-2211	N	64	68	0	27.8	56.7	15.5	72.2	1.36
OA07	OA07-SD0002-2211	N	0	2	0	30.6	53.8	15.6	69.4	1.98
OA07	OA07-SD0204-2211	N	2	4	0	29.8	50.1	20.1	70.2	1.96
OA07	OA07-SD0406-2211	N	4	6	0	26.5	52.4	21.1	73.5	1.94
OA07	OA07-SD0608-2211	N	6	8	0	27.9	42.5	29.6	72.1	4.36
OA07	OA07-SD0812-2211	N	8	12	0	24.8	47.7	27.5	75.2	5.50
OA07	OA07-SD1216-2211	N	12	16	0	16.7	55.1	28.2	83.3	7.50
OA07	OA07-SD1620-2211	N	16	20	0	18.8	55.6	25.6	81.2	4.80
OA07	OA07-SD2024-2211	N	20	24	0	24.3	54.6	21.1	75.7	2.60
OA07	OA07-SD2428-2211	N	24	28	0	25.0	58.0	17.0	75.0	1.70
OA07	OA07-SD2832-2211	N	28	32	0	26.1	57.9	16.0	73.9	1.30
OA07	OA07-SD3236-2211	N	32	36	0	24.9	58.5	16.6	75.1	1.40
OA07	OA07-SD3640-2211	N	36	40	0	24.5	59.3	16.2	75.5	1.20
OA07	OA07-SD4044-2211	N	40	44	0	23.7	58.4	17.9	76.3	1.10
OA07	OA07-SD4448-2211	N	44	48	0	25.5	55.0	19.5	74.5	0.93
OA07	OA07-SD4852-2211	N	48	52	0	28.7	57.5	13.8	71.3	1.20
OA07	OA07-SD5256-2211	N	52	56	0	31.2	56.7	12.1	68.8	1.30
OA07	OA07-SD0002-2211FD	FD	0	2	0	34.0	48.0	18.0	66.0	1.83
OA07	OA07-SD0204-2211FD	FD	2	4	0	29.3	60.5	10.2	70.7	2.30
OA07	OA07-SD0406-2211FD	FD	4	6	0	29.2	53.0	17.8	70.8	2.70
OA07	OA07-SD0608-2211FD	FD	6	8	0	28.6	49.4	22.0	71.4	3.50
OA07	OA07-SD0812-2211FD	FD	8	12	0	24.1	56.5	19.4	75.9	4.40
OA07	OA07-SD1216-2211FD	FD	12	16	0	17.5	51.0	31.5	82.5	7.60
OA07	OA07-SD1620-2211FD	FD	16	20	0	18.2	58.3	23.5	81.8	4.00
OA07	OA07-SD2024-2211FD	FD	20	24	0	24.1	56.8	19.1	75.9	2.40
OA07	OA07-SD2428-2211FD	FD	24	28	0	27.0	57.7	15.3	73.0	1.40
OA07	OA07-SD2832-2211FD	FD	28	32	0	25.7	59.6	14.7	74.3	1.10
OA07	OA07-SD3236-2211FD	FD	32	36	0	23.7	59.0	17.3	76.3	1.20
OA07	OA07-SD3640-2211FD	FD	36	40	0	24.6	58.2	17.2	75.4	1.40
OA07	OA07-SD4044-2211FD	FD	40	44	0	29.9	56.5	13.6	70.1	1.10
OA07	OA07-SD4448-2211FD	FD	44	48	0	27.4	58.5	14.1	72.6	1.10
OA08	OA08-SD0002-2211	N	0	2	0	31.8	48.9	19.3	68.2	2.10
OA08	OA08-SD0204-2211	N	2	4	0	29.1	51.0	19.9	70.9	2.20

Table 1. Grain Size and Total Organic Carbon Results
Second MNR Report
Palos Verdes Shelf
Los Angeles County, California

Location ID	Sample ID	Sample Type	Start Depth (cm)	End Depth (cm)	Gravel or larger (%)	Sand (%)	Silt (%)	Clay (%)	Total Fines (silt + clay) (%)	Total Organic Carbon (%)
OA08	OA08-SD0406-2211	N	4	6	0	24.7	55.3	20.0	75.3	2.00
OA08	OA08-SD0608-2211	N	6	8	0	26.9	51.2	21.9	73.1	2.10
OA08	OA08-SD0812-2211	N	8	12	0	30.1	50.3	19.6	69.9	2.40
OA08	OA08-SD1216-2211	N	12	16	0	30.9	50.7	18.4	69.1	2.40
OA08	OA08-SD1620-2211	N	16	20	0	30.0	51.6	18.4	70.0	2.30
OA08	OA08-SD2024-2211	N	20	24	0	30.2	49.0	20.8	69.8	2.70
OA08	OA08-SD2428-2211	N	24	28	0	31.1	50.5	18.4	68.9	3.10
OA08	OA08-SD2832-2211	N	28	32	0	25.9	49.3	24.8	74.1	3.70
OA08	OA08-SD3236-2211	N	32	36	0	31.3	47.4	21.3	68.7	4.80
OA08	OA08-SD3640-2211	N	36	40	0	26.6	46.2	27.2	73.4	3.80
OA08	OA08-SD4044-2211	N	40	44	0	30.2	43.1	26.7	69.8	5.10
OA08	OA08-SD4448-2211	N	44	48	0	27.2	44.2	28.6	72.8	5.60
OA08	OA08-SD4852-2211	N	48	52	0	24.1	58.5	17.4	75.9	2.60
OA08	OA08-SD5256-2211	N	52	56	0	32.1	52.0	15.9	67.9	2.10
OA08	OA08-SD5660-2211	N	56	60	0	32.2	51.7	16.1	67.8	1.40
OA08	OA08-SD6064-2211	N	60	64	0	27.8	56.2	16.0	72.2	1.30
OA08	OA08-SD6468-2211	N	64	68	0	28.4	56.7	14.9	71.6	1.40
OA08	OA08-SD6872-2211	N	68	72	0	29.0	55.2	15.8	71.0	1.30
OA09	OA09-SD0002-2211	N	0	2	0.02	56.8	29.5	13.7	43.2	1.60
OA09	OA09-SD0204-2211	N	2	4	0	56.2	32.4	11.4	43.8	1.70
OA09	OA09-SD0406-2211	N	4	6	0	56.4	34.2	9.4	43.6	1.60
OA09	OA09-SD0608-2211	N	6	8	0	53.9	35.2	10.9	46.1	1.60
OA09	OA09-SD0812-2211	N	8	12	0	51.7	37.2	11.1	48.3	1.90
OA09	OA09-SD1216-2211	N	12	16	0	50.8	37.1	12.1	49.2	1.90
OA09	OA09-SD1620-2211	N	16	20	0	55.2	33.1	11.7	44.8	1.80
OA09	OA09-SD2024-2211	N	20	24	0.24	58.0	31.5	10.3	41.8	1.90
OA09	OA09-SD2428-2211	N	24	28	0	39.7	53.9	6.4	60.3	2.00
OA09	OA09-SD2832-2211	N	28	32	0	54.3	33.4	12.3	45.7	2.10
OA09	OA09-SD3236-2211	N	32	36	0.16	53.2	33.1	13.5	46.6	2.00
OA09	OA09-SD3640-2211	N	36	40	0.36	51.7	33.2	14.7	47.9	2.00
OA09	OA09-SD4044-2211	N	40	44	0.25	53.3	33.6	12.9	46.5	1.70
OA09	OA09-SD4448-2211	N	44	48	0.08	49.9	36.2	13.8	50.0	1.40
OA10	OA10-SD0002-2211	N	0	2	0	33.2	47.5	19.3	66.8	--
OA10	OA10-SD0204-2211	N	2	4	0	30.1	52.0	17.9	69.9	--
OA10	OA10-SD0406-2211	N	4	6	0	34.3	49.0	16.7	65.7	--
OA10	OA10-SD0608-2211	N	6	8	0	36.1	42.9	21.0	63.9	1.50
OA10	OA10-SD0812-2211	N	8	12	0	32.1	51.9	16.0	67.9	2.20
OA10	OA10-SD1216-2211	N	12	16	0	32.7	47.6	19.7	67.3	2.20
OA10	OA10-SD1620-2211	N	16	20	0	26.7	50.4	22.9	73.3	2.50
OA10	OA10-SD2024-2211	N	20	24	0	28.1	54.9	17.0	71.9	2.30
OA10	OA10-SD2428-2211	N	24	28	0	27.6	57.7	14.7	72.4	1.50
OA10	OA10-SD2832-2211	N	28	32	0	30.7	55.1	14.2	69.3	1.80
OA10	OA10-SD3236-2211	N	32	36	0	30.2	56.7	13.1	69.8	1.40
OA10	OA10-SD3640-2211	N	36	40	0	31.0	54.4	14.6	69.0	1.30
OA10	OA10-SD4044-2211FD	N	40	44	0	32.4	56.5	11.1	67.6	1.00
OA10	OA10-SD0002-2211FD	FD	0	2	0	34.2	52.2	13.6	65.8	0.97
OA10	OA10-SD0204-2211FD	FD	2	4	0	33.1	53.0	13.9	66.9	0.88
OA10	OA10-SD0406-2211FD	FD	4	6	0.05	37.5	52.9	9.6	62.5	1.33
OA10	OA10-SD0608-2211FD	FD	6	8	0.15	30.2	48.8	20.9	69.7	1.92
OA10	OA10-SD0812-2211FD	FD	8	12	0.58	29.7	50.0	19.7	69.7	2.50
OA10	OA10-SD1216-2211FD	FD	12	16	0.27	24.6	54.6	20.5	75.1	2.60
OA10	OA10-SD1620-2211FD	FD	16	20	0	24.9	53.7	21.4	75.1	2.40
OA10	OA10-SD2024-2211FD	FD	20	24	0.06	28.1	55.9	15.9	71.8	2.00
OA10	OA10-SD2428-2211FD	FD	24	28	0	25.8	58.4	15.8	74.2	1.20
OA10	OA10-SD2832-2211FD	FD	28	32	0	28.3	56.1	15.6	71.7	1.10

Table 1. Grain Size and Total Organic Carbon Results
Second MNR Report
Palos Verdes Shelf
Los Angeles County, California

Location ID	Sample ID	Sample Type	Start Depth (cm)	End Depth (cm)	Gravel or larger (%)	Sand (%)	Silt (%)	Clay (%)	Total Fines (silt + clay) (%)	Total Organic Carbon (%)
OA10	OA10-SD3236-2211FD	FD	32	36	0	27.6	57.2	15.2	72.4	1.30
OA10	OA10-SD3640-2211FD	FD	36	40	0	30.2	57.8	12.0	69.8	1.10
OA11	OA11-SD0002-2211	N	0	2	0	34.6	50.7	14.7	65.4	--
OA11	OA11-SD0204-2211	N	2	4	0	30.3	54.3	15.4	69.7	1.34
OA11	OA11-SD0406-2211	N	4	6	0	31.5	54.1	14.4	68.5	1.55
OA11	OA11-SD0608-2211	N	6	8	0	31.4	51.3	17.3	68.6	--
OA11	OA11-SD0812-2211	N	8	12	0	28.8	54.8	16.4	71.2	2.40
OA11	OA11-SD1216-2211	N	12	16	0.02	25.9	52.3	21.8	74.1	2.80
OA11	OA11-SD1620-2211	N	16	20	0	25.7	53.5	20.8	74.3	3.70
OA11	OA11-SD2024-2211	N	20	24	0	25.5	52.4	22.1	74.5	4.80
OA11	OA11-SD2428-2211	N	24	28	0.19	24.5	47.1	28.2	75.3	7.00
OA11	OA11-SD2832-2211	N	28	32	0	20.6	50.7	28.7	79.4	7.40
OA11	OA11-SD3236-2211	N	32	36	0	17.7	53.9	28.4	82.3	7.90
OA11	OA11-SD3640-2211	N	36	40	0	21.4	41.5	37.1	78.6	7.20
OA11	OA11-SD4044-2211	N	40	44	0	17.7	48.6	33.7	82.3	6.00
OA11	OA11-SD4448-2211	N	44	48	0	29.4	52.8	17.8	70.6	4.30
OA11	OA11-SD4852-2211	N	48	52	0	33.0	51.2	15.8	67.0	2.30
OA11	OA11-SD5256-2211	N	52	56	0	31.4	52.3	16.3	68.6	1.60
OA11	OA11-SD5660-2211	N	56	60	0	32.3	53.2	14.5	67.7	1.60
OA11	OA11-SD6064-2211	N	60	64	0	26.5	58.3	15.2	73.5	1.60
OA11	OA11-SD6468-2211	N	64	68	0	29.8	54.6	15.6	70.2	1.10
OA11	OA11-SD6872-2211FD	N	68	72	0	28.0	59.4	12.6	72.0	1.20
OA11	OA11-SD0002-2211FD	FD	0	2	0	30.8	47.2	22.0	69.2	1.51
OA11	OA11-SD0204-2211FD	FD	2	4	0	34.0	48.9	17.1	66.0	1.46
OA11	OA11-SD0406-2211FD	FD	4	6	0	30.1	49.8	20.1	69.9	1.31
OA11	OA11-SD0608-2211FD	FD	6	8	0	28.8	53.8	17.4	71.2	--
OA11	OA11-SD0812-2211FD	FD	8	12	0	31.5	57.7	10.8	68.5	2.60
OA11	OA11-SD1216-2211FD	FD	12	16	0	32.1	58.9	9.0	67.9	2.90
OA11	OA11-SD1620-2211FD	FD	16	20	0	29.1	59.1	11.8	70.9	3.50
OA11	OA11-SD2024-2211FD	FD	20	24	0	30.3	58.2	11.5	69.7	3.70
OA11	OA11-SD2428-2211FD	FD	24	28	0	37.4	48.1	14.5	62.6	4.70
OA11	OA11-SD2832-2211FD	FD	28	32	0	32.0	52.1	15.9	68.0	5.00
OA11	OA11-SD3236-2211FD	FD	32	36	0	27.4	54.9	17.7	72.6	4.70
OA11	OA11-SD3640-2211FD	FD	36	40	0	36.3	51.1	12.6	63.7	5.20
OA11	OA11-SD4044-2211FD	FD	40	44	0	34.2	46.2	19.6	65.8	3.50
OA11	OA11-SD4448-2211FD	FD	44	48	0	26.1	52.5	21.4	73.9	2.90
OA11	OA11-SD4852-2211FD	FD	48	52	0	25.7	58.7	15.6	74.3	2.90
OA11	OA11-SD5256-2211FD	FD	52	56	0	30.7	53.4	15.9	69.3	1.60
OA11	OA11-SD5660-2211FD	FD	56	60	0	26.1	59.0	14.9	73.9	1.30
OA11	OA11-SD6064-2211FD	FD	60	64	0	27.0	58.6	14.4	73.0	2.10
OA11	OA11-SD6468-2211FD	FD	64	68	0	27.2	57.6	15.2	72.8	1.10
OA12	OA12-SD0002-2211	N	0	2	0	36.1	53.2	10.7	63.9	1.60
OA12	OA12-SD0204-2211	N	2	4	0	37.5	51.9	10.6	62.5	1.12
OA12	OA12-SD0406-2211	N	4	6	0	31.8	55.4	12.8	68.2	1.38
OA12	OA12-SD0608-2211	N	6	8	0	32.5	49.3	18.2	67.5	1.37
OA12	OA12-SD0812-2211	N	8	12	0	36.1	44.4	19.5	63.9	2.14
OA12	OA12-SD1216-2211	N	12	16	0	27.6	50.8	21.6	72.4	6.00
OA12	OA12-SD1620-2211	N	16	20	0	29.1	53.9	17.0	70.9	2.95
OA12	OA12-SD2024-2211	N	20	24	0.01	30.5	57.1	12.4	69.5	1.62
OA12	OA12-SD2428-2211	N	24	28	0	31.4	56.7	11.9	68.6	1.09
OA12	OA12-SD2832-2211	N	28	32	0	31.1	55.7	13.2	68.9	1.85
OA12	OA12-SD3236-2211	N	32	36	0.01	30.5	55.3	14.2	69.5	0.89
OA12	OA12-SD3640-2211	N	36	40	0	35.8	50.2	14.0	64.2	1.18
OA12	OA12-SD4044-2211	N	40	44	0.02	36.8	53.0	10.2	63.2	0.78
OA12	OA12-SD0002-2211FD	FD	0	2	0	34.9	49.7	15.4	65.1	--

Table 1. Grain Size and Total Organic Carbon Results
Second MNR Report
Palos Verdes Shelf
Los Angeles County, California

Location ID	Sample ID	Sample Type	Start Depth (cm)	End Depth (cm)	Gravel or larger (%)	Sand (%)	Silt (%)	Clay (%)	Total Fines (silt + clay) (%)	Total Organic Carbon (%)
OA12	OA12-SD0204-2211FD	FD	2	4	0	37.0	48.2	14.8	63.0	--
OA12	OA12-SD0406-2211FD	FD	4	6	0	33.4	50.5	16.1	66.6	--
OA12	OA12-SD0608-2211FD	FD	6	8	0.05	33.8	48.7	17.4	66.1	--
OA12	OA12-SD0812-2211FD	FD	8	12	0	32.8	50.2	17.0	67.2	2.38
OA12	OA12-SD1216-2211FD	FD	12	16	0	26.0	46.5	27.5	74.0	4.49
OA12	OA12-SD1620-2211FD	FD	16	20	0	29.3	50.1	20.6	70.7	3.29
OA12	OA12-SD2024-2211FD	FD	20	24	0	29.7	52.5	17.8	70.3	1.41
OA12	OA12-SD2428-2211FD	FD	24	28	0	30.0	56.2	13.8	70.0	1.21
OA12	OA12-SD2832-2211FD	FD	28	32	0.34	28.7	57.0	14.0	71.0	1.04
OA12	OA12-SD3236-2211FD	FD	32	36	0.04	27.8	58.0	14.2	72.2	1.20
OA12	OA12-SD3640-2211FD	FD	36	40	0	31.8	54.7	13.5	68.2	0.71
OA12	OA12-SD4044-2211FD	FD	40	44	0	34.5	55.8	9.7	65.5	0.82
OA13	OA13-SD0002-2211	N	0	2	0	29.6	52.3	18.1	70.4	2.15
OA13	OA13-SD0204-2211	N	2	4	0	34.9	49.0	16.1	65.1	2.21
OA13	OA13-SD0406-2211	N	4	6	0	36.0	47.1	16.9	64.0	1.20
OA13	OA13-SD0608-2211	N	6	8	0	33.0	49.8	17.2	67.0	1.17
OA13	OA13-SD0812-2211	N	8	12	0	37.5	47.2	15.3	62.5	2.98
OA13	OA13-SD1216-2211	N	12	16	0.02	31.7	47.6	20.7	68.3	4.48
OA13	OA13-SD1620-2211	N	16	20	0	23.4	49.9	26.7	76.6	5.26
OA13	OA13-SD2024-2211	N	20	24	0	20.6	49.7	29.7	79.4	4.68
OA13	OA13-SD2428-2211	N	24	28	0	23.1	52.8	24.1	76.9	3.45
OA13	OA13-SD2832-2211	N	28	32	0	25.5	55.0	19.5	74.5	1.34
OA13	OA13-SD3236-2211	N	32	36	0	25.1	55.7	19.2	74.9	0.85
OA13	OA13-SD3640-2211	N	36	40	0	24.9	57.7	17.4	75.1	0.66
OA13	OA13-SD4044-2211	N	40	44	0	24.1	58.7	17.2	75.9	0.74
OA13	OA13-SD4448-2211	N	44	48	0	27.6	57.6	14.8	72.4	0.67
OA13	OA13-SD4852-2211	N	48	52	0.03	33.3	55.1	11.6	66.7	0.60
OA13	OA13-SD5256-2211	N	52	56	0	31.9	56.8	11.3	68.1	0.49
OA13	OA13-SD5660-2211	N	56	60	0.01	29.5	59.9	10.6	70.5	0.60
OA13	OA13-SD6064-2211	N	60	64	0	34.2	55.4	10.4	65.8	0.50
OA14	OA14-SD0002-2211	N	0	2	0	39.5	44.6	15.9	60.5	1.04
OA14	OA14-SD0204-2211	N	2	4	0	37.8	45.3	16.9	62.2	1.27
OA14	OA14-SD0406-2211	N	4	6	0	32.3	51.5	16.2	67.7	1.18
OA14	OA14-SD0608-2211	N	6	8	0	31.2	57.1	11.7	68.8	1.01
OA14	OA14-SD0812-2211	N	8	12	0	33.6	50.2	16.2	66.4	1.37
OA14	OA14-SD1216-2211	N	12	16	0	31.7	50.6	17.7	68.3	1.63
OA14	OA14-SD1620-2211	N	16	20	0	32.6	49.8	17.6	67.4	2.14
OA14	OA14-SD2024-2211	N	20	24	0	27.5	56.3	16.2	72.5	2.00
OA14	OA14-SD2428-2211	N	24	28	0	28.6	44.9	26.5	71.4	3.10
OA14	OA14-SD2832-2211	N	28	32	0	26.7	50.5	22.8	73.3	2.28
OA14	OA14-SD3236-2211	N	32	36	0	24.4	55.2	20.4	75.6	1.86
OA14	OA14-SD3640-2211	N	36	40	0	28.9	55.5	15.6	71.1	1.78
OA14	OA14-SD4044-2211	N	40	44	0	30.6	53.7	15.7	69.4	0.85
OA14	OA14-SD4448-2211	N	44	48	0.08	29.6	55.3	15.0	70.3	1.68
OA14	OA14-SD4852-2211	N	48	52	0	28.3	51.4	20.3	71.7	0.50
OA14	OA14-SD5256-2211	N	52	56	0.01	30.9	55.0	14.1	69.1	0.60
OA14	OA14-SD5660-2211	N	56	60	0.14	33.3	53.6	13.0	66.6	0.54
OA15	OA15-SD0002-2211	N	0	2	0	37.3	45.8	16.9	62.7	1.43
OA15	OA15-SD0204-2211	N	2	4	0	31.6	60.3	8.1	68.4	1.21
OA15	OA15-SD0406-2211	N	4	6	0	33.5	50.2	16.3	66.5	1.49
OA15	OA15-SD0608-2211	N	6	8	0	30.0	49.2	20.8	70.0	1.74
OA15	OA15-SD0812-2211	N	8	12	0	32.9	47.8	19.3	67.1	1.59
OA15	OA15-SD1216-2211	N	12	16	0	29.8	52.2	18.0	70.2	1.47
OA15	OA15-SD1620-2211	N	16	20	0.09	30.2	54.0	15.7	69.7	1.04
OA15	OA15-SD2024-2211	N	20	24	1.10	30.5	53.4	15.0	68.4	1.22

Table 1. Grain Size and Total Organic Carbon Results
Second MNR Report
Palos Verdes Shelf
Los Angeles County, California

Location ID	Sample ID	Sample Type	Start Depth (cm)	End Depth (cm)	Gravel or larger (%)	Sand (%)	Silt (%)	Clay (%)	Total Fines (silt + clay) (%)	Total Organic Carbon (%)
OA15	OA15-SD2428-2211	N	24	28	0	26.7	55.8	17.5	73.3	0.85
OA15	OA15-SD2832-2211	N	28	32	0.22	28.1	55.5	16.2	71.7	0.63
OA15	OA15-SD3236-2211	N	32	36	0.20	28.5	53.8	17.5	71.3	0.65
OA15	OA15-SD3640-2211	N	36	40	0.28	16.7	62.0	21.0	83.0	0.69
OA15	OA15-SD4044-2211	N	40	44	0	8.8	62.0	29.2	91.2	0.71
OA15	OA15-SD4448-2211	N	44	48	0	11.9	60.6	27.5	88.1	0.70
OA15	OA15-SD4852-2211	N	48	52	0	15.5	60.9	23.6	84.5	0.73
OA16	OA16-SD0002-2211	N	0	2	0	38.1	49.8	12.1	61.9	1.56
OA16	OA16-SD0204-2211	N	2	4	0	36.6	48.3	15.1	63.4	1.31
OA16	OA16-SD0406-2211	N	4	6	0	39.1	44.6	16.3	60.9	1.45
OA16	OA16-SD0608-2211	N	6	8	0	30.3	49.5	20.2	69.7	1.48
OA16	OA16-SD0812-2211	N	8	12	0.46	30.7	49.5	19.3	68.8	2.53
OA16	OA16-SD1216-2211	N	12	16	0	30.0	51.7	18.3	70.0	2.21
OA16	OA16-SD1620-2211	N	16	20	0	29.4	51.5	19.1	70.6	1.46
OA16	OA16-SD2024-2211	N	20	24	0	29.8	53.4	16.8	70.2	0.66
OA16	OA16-SD2428-2211	N	24	28	0	32.2	52.9	14.9	67.8	0.68
OA16	OA16-SD2832-2211	N	28	32	0	30.3	55.7	14.0	69.7	0.60
OA16	OA16-SD3236-2211	N	32	36	0	34.3	52.2	13.5	65.7	0.72
OA16	OA16-SD3640-2211	N	36	40	0	35.7	54.4	9.9	64.3	0.60
OA16	OA16-SD4044-2211	N	40	44	0.14	38.0	52.9	9.0	61.9	0.54
OA16	OA16-SD4448-2211	N	44	48	0	38.6	50.8	10.6	61.4	0.44
OA16	OA16-SD4852-2211	N	48	52	0	35.0	54.2	10.8	65.0	0.52
OA16	OA16-SD0002-2211FD	FD	0	2	0	33.7	49.2	17.1	66.3	1.41
OA16	OA16-SD0204-2211FD	FD	2	4	0	36.2	48.6	15.2	63.8	1.39
OA16	OA16-SD0406-2211FD	FD	4	6	0	34.8	45.9	19.3	65.2	1.74
OA16	OA16-SD0608-2211FD	FD	6	8	0	33.7	45.2	21.1	66.3	3.27
OA16	OA16-SD0812-2211FD	FD	8	12	0	28.9	51.8	19.3	71.1	2.22
OA16	OA16-SD1216-2211FD	FD	12	16	0	31.5	51.0	17.5	68.5	1.16
OA16	OA16-SD1620-2211FD	FD	16	20	0	31.7	51.7	16.6	68.3	0.71
OA16	OA16-SD2024-2211FD	FD	20	24	0	28.8	54.7	16.5	71.2	0.73
OA16	OA16-SD2428-2211FD	FD	24	28	0	30.0	54.4	15.6	70.0	0.79
OA16	OA16-SD2832-2211FD	FD	28	32	0	31.1	54.5	14.4	68.9	1.01
OA16	OA16-SD3236-2211FD	FD	32	36	0.01	34.8	52.9	12.3	65.2	0.62
OA16	OA16-SD3640-2211FD	FD	36	40	0	42.1	48.5	9.4	57.9	0.47
OA17	OA17-SD0002-2211	N	0	2	0.02	43.9	46.6	9.5	56.1	1.51
OA17	OA17-SD0204-2211	N	2	4	0	43.4	45.6	11.0	56.6	1.36
OA17	OA17-SD0406-2211	N	4	6	0	41.8	43.2	15.0	58.2	1.89
OA17	OA17-SD0608-2211	N	6	8	0	35.7	44.6	19.7	64.3	4.31
OA17	OA17-SD0812-2211	N	8	12	0.25	34.6	47.6	17.5	65.1	1.73
OA17	OA17-SD1216-2211	N	12	16	0.02	34.2	51.7	14.1	65.8	1.10
OA17	OA17-SD1620-2211	N	16	20	0	32.9	52.6	14.5	67.1	0.81
OA17	OA17-SD2024-2211	N	20	24	0.01	33.5	52.6	13.9	66.5	0.75
OA17	OA17-SD2428-2211	N	24	28	0	31.8	53.9	14.3	68.2	0.70
OA17	OA17-SD2832-2211	N	28	32	0	31.4	55.2	13.4	68.6	0.41
OA17	OA17-SD3236-2211	N	32	36	0	33.0	55.6	11.4	67.0	0.52
OA17	OA17-SD3640-2211	N	36	40	0	37.2	52.4	10.4	62.8	0.69
OA17	OA17-SD4044-2211	N	40	44	0	30.7	56.5	12.8	69.3	0.72
OA18	OA18-SD0002-2211	N	0	2	0	34.6	50.4	15.0	65.4	0.98
OA18	OA18-SD0204-2211	N	2	4	0.02	31.3	51.3	17.4	68.7	1.39
OA18	OA18-SD0406-2211	N	4	6	0	26.6	54.3	19.1	73.4	1.68
OA18	OA18-SD0608-2211	N	6	8	0	29.4	58.8	11.8	70.6	1.59
OA18	OA18-SD0812-2211	N	8	12	0	30.0	51.6	18.4	70.0	1.68
OA18	OA18-SD1216-2211	N	12	16	0	29.8	50.4	19.8	70.2	2.32
OA18	OA18-SD1620-2211	N	16	20	0.27	30.4	51.6	17.7	69.3	1.81
OA18	OA18-SD2024-2211	N	20	24	0.05	34.1	48.2	17.6	65.8	1.20

Table 1. Grain Size and Total Organic Carbon Results
Second MNR Report
Palos Verdes Shelf
Los Angeles County, California

Location ID	Sample ID	Sample Type	Start Depth (cm)	End Depth (cm)	Gravel or larger (%)	Sand (%)	Silt (%)	Clay (%)	Total Fines (silt + clay) (%)	Total Organic Carbon (%)
OA18	OA18-SD2428-2211	N	24	28	0.09	33.9	50.5	15.5	66.0	0.72
OA18	OA18-SD2832-2211	N	28	32	0.58	36.9	48.5	14.0	62.5	0.57
OA19	OA19-SD0002-2211	N	0	2	0	40.6	41.8	17.6	59.4	1.63
OA19	OA19-SD0204-2211	N	2	4	0	39.7	45.6	14.7	60.3	1.16
OA19	OA19-SD0406-2211	N	4	6	0	36.0	48.1	15.9	64.0	1.06
OA19	OA19-SD0608-2211	N	6	8	0	35.7	46.3	18.0	64.3	1.83
OA19	OA19-SD0812-2211	N	8	12	0	38.9	40.9	20.2	61.1	1.40
OA19	OA19-SD1216-2211	N	12	16	0	35.6	48.0	16.4	64.4	1.88
OA19	OA19-SD1620-2211	N	16	20	0	32.6	50.9	16.5	67.4	1.34
OA19	OA19-SD2024-2211	N	20	24	0	32.0	56.2	11.8	68.0	1.07
OA19	OA19-SD2428-2211	N	24	28	0	33.8	56.0	10.2	66.2	1.02
OA19	OA19-SD2832-2211	N	28	32	0	37.4	49.7	12.9	62.6	0.81
OA19	OA19-SD3236-2211	N	32	36	0	36.7	50.2	13.1	63.3	0.56
OA19	OA19-SD3640-2211	N	36	40	0	36.2	49.9	13.9	63.8	1.05
OA19	OA19-SD4044-2211	N	40	44	0.16	41.8	48.1	9.9	58.0	0.41
OA19	OA19-SD4448-2211	N	44	48	0.04	42.9	47.8	9.3	57.1	0.41
OA19	OA19-SD4852-2211	N	48	52	0.02	38.4	51.3	10.3	61.6	0.57
OA20	OA20-SD0002-2211	N	0	2	0	56.7	35.1	8.2	43.3	1.23
OA20	OA20-SD0204-2211	N	2	4	0	49.0	38.1	12.9	51.0	1.35
OA20	OA20-SD0406-2211	N	4	6	0	46.0	40.3	13.7	54.0	0.71
OA20	OA20-SD0608-2211	N	6	8	0	44.5	39.6	15.9	55.5	0.91
OA20	OA20-SD0812-2211	N	8	12	0	49.8	38.0	12.2	50.2	0.67
OA20	OA20-SD1216-2211	N	12	16	0	54.3	34.7	11.0	45.7	0.77
OA20	OA20-SD1620-2211	N	16	20	0	54.0	35.9	10.1	46.0	0.75
OA20	OA20-SD2024-2211	N	20	24	0.03	54.9	35.1	10.0	45.1	0.79
OA20	OA20-SD2428-2211	N	24	28	0	48.6	41.1	10.3	51.4	0.85
OA20	OA20-SD2832-2211	N	28	32	0	48.6	39.7	11.7	51.4	1.33
OA21	OA21-SD0002-2211	N	0	2	0	43.4	44.3	12.3	56.6	0.76
OA21	OA21-SD0204-2211	N	2	4	0.06	43.6	44.4	11.9	56.3	1.39
OA21	OA21-SD0406-2211	N	4	6	0.18	39.7	41.9	18.2	60.1	2.70
OA21	OA21-SD0608-2211	N	6	8	0.55	35.3	47.0	17.1	64.1	2.96
OA21	OA21-SD0812-2211	N	8	12	0.32	37.1	47.4	15.2	62.6	1.16
OA21	OA21-SD1216-2211	N	12	16	0.29	43.2	37.5	19.0	56.5	1.78
OA21	OA21-SD1620-2211	N	16	20	0.03	42.8	42.6	14.6	57.2	1.25
OA21	OA21-SD2024-2211	N	20	24	0	40.8	44.1	15.1	59.2	0.86
OA21	OA21-SD2428-2211	N	24	28	0	41.6	45.0	13.4	58.4	0.54
OA22	OA22-SD0002-2211	N	0	2	0	46.2	38.6	15.2	53.8	1.00
OA22	OA22-SD0204-2211	N	2	4	0	44.3	41.3	14.4	55.7	0.92
OA22	OA22-SD0406-2211	N	4	6	0	44.3	39.4	16.3	55.7	0.83
OA22	OA22-SD0608-2211	N	6	8	0	45.1	42.1	12.8	54.9	1.57
OA22	OA22-SD0812-2211	N	8	12	0	40.4	43.9	15.7	59.6	2.01
OA22	OA22-SD1216-2211	N	12	16	0	42.6	40.9	16.5	57.4	2.01
OA22	OA22-SD1620-2211	N	16	20	0.07	36.5	43.2	20.2	63.4	0.97
OA22	OA22-SD2024-2211	N	20	24	0	48.2	37.4	14.4	51.8	0.57
OA22	OA22-SD2428-2211	N	24	28	0.12	44.3	44.1	11.5	55.6	1.38
OA22	OA22-SD2832-2211	N	28	32	0	45.5	41.9	12.6	54.5	0.42
OA22	OA22-SD3236-2211	N	32	36	0	45.0	41.9	13.1	55.0	0.87
OA22	OA22-SD3640-2211	N	36	40	0.36	43.4	45.1	11.1	56.2	0.55
OA22	OA22-SD4044-2211	N	40	44	0	48.0	43.3	8.7	52.0	0.37
OA22	OA22-SD0002-2211FD	FD	0	2	0	52.3	35.5	12.2	47.7	1.27
OA22	OA22-SD0204-2211FD	FD	2	4	0	49.1	37.4	13.5	50.9	1.07
OA22	OA22-SD0406-2211FD	FD	4	6	0	46.1	40.5	13.4	53.9	1.26
OA22	OA22-SD0608-2211FD	FD	6	8	0	48.0	38.8	13.2	52.0	0.91
OA22	OA22-SD0812-2211FD	FD	8	12	0	45.5	39.8	14.7	54.5	1.13
OA22	OA22-SD1216-2211FD	FD	12	16	0	43.6	41.5	14.9	56.4	0.92

Table 1. Grain Size and Total Organic Carbon Results
Second MNR Report
Palos Verdes Shelf
Los Angeles County, California

Location ID	Sample ID	Sample Type	Start Depth (cm)	End Depth (cm)	Gravel or larger (%)	Sand (%)	Silt (%)	Clay (%)	Total Fines (silt + clay) (%)	Total Organic Carbon (%)
OA22	OA22-SD1620-2211FD	FD	16	20	0	46.7	39.3	14.0	53.3	0.99
OA22	OA22-SD2024-2211FD	FD	20	24	0.02	45.5	40.8	13.7	54.5	0.72
OA22	OA22-SD2428-2211FD	FD	24	28	0	45.1	41.7	13.2	54.9	0.46
OA22	OA22-SD2832-2211FD	FD	28	32	0.05	41.9	45.6	12.5	58.1	0.72
OA22	OA22-SD3236-2211FD	FD	32	36	0.11	44.8	43.5	11.6	55.1	0.53
OA23	OA23-SD0002-2211	N	0	2	0	49.8	41.5	8.7	50.2	0.75
OA23	OA23-SD0204-2211	N	2	4	0	50.3	39.4	10.3	49.7	0.88
OA23	OA23-SD0406-2211	N	4	6	0.07	41.8	48.2	9.9	58.1	0.96
OA23	OA23-SD0608-2211	N	6	8	0	42.3	43.6	14.1	57.7	0.94
OA23	OA23-SD0812-2211	N	8	12	0	44.1	43.0	12.9	55.9	1.33
OA23	OA23-SD1216-2211	N	12	16	0.03	46.4	39.7	13.9	53.6	0.85
OA23	OA23-SD1620-2211	N	16	20	0	44.1	43.4	12.5	55.9	1.22
OA23	OA23-SD2024-2211	N	20	24	0	38.9	45.0	16.1	61.1	1.76
OA23	OA23-SD2428-2211	N	24	28	0.03	41.0	41.7	17.3	59.0	1.26
OA23	OA23-SD2832-2211	N	28	32	0	43.1	41.6	15.3	56.9	1.48
OA23	OA23-SD3236-2211	N	32	36	0	38.2	46.7	15.1	61.8	0.88
OA23	OA23-SD3640-2211	N	36	40	0.05	38.0	46.2	15.8	62.0	1.05
OA23	OA23-SD4044-2211	N	40	44	0	37.9	47.3	14.8	62.1	0.65
OA23	OA23-SD4448-2211	N	44	48	0.06	37.7	48.0	14.2	62.2	0.54
OA24	OA24-SD0002-2211	N	0	2	0	52.3	36.5	11.2	47.7	0.94
OA24	OA24-SD0204-2211	N	2	4	0	61.2	23.3	15.5	38.8	0.93
OA24	OA24-SD0406-2211	N	4	6	0	51.6	32.1	16.3	48.4	0.89
OA24	OA24-SD0608-2211	N	6	8	0	47.6	39.9	12.5	52.4	1.05
OA24	OA24-SD0812-2211	N	8	12	0.03	49.3	36.4	14.3	50.7	1.11
OA24	OA24-SD1216-2211	N	12	16	0	56.1	33.4	10.5	43.9	0.76
OA24	OA24-SD1620-2211	N	16	20	0.10	54.4	34.3	11.2	45.5	0.71
OA24	OA24-SD2024-2211	N	20	24	0	44.1	48.6	7.3	55.9	0.58
OA25	OA25-SD0002-2211	N	0	2	0	56.3	30.5	13.2	43.7	1.34
OA25	OA25-SD0204-2211	N	2	4	0	57.3	34.3	8.4	42.7	1.00
OA25	OA25-SD0406-2211	N	4	6	0	52.1	37.0	10.9	47.9	1.31
OA25	OA25-SD0608-2211	N	6	8	0	51.5	36.8	11.7	48.5	1.15
OA25	OA25-SD0812-2211	N	8	12	0	52.6	32.4	15.0	47.4	1.37
OA25	OA25-SD1216-2211	N	12	16	0	55.5	30.1	14.4	44.5	1.52
OA25	OA25-SD1620-2211	N	16	20	0	54.5	33.4	12.1	45.5	1.77
OA25	OA25-SD2024-2211	N	20	24	0	50.0	34.6	15.4	50.0	1.26
OA25	OA25-SD2428-2211	N	24	28	0	47.4	36.9	15.7	52.6	1.95
OA26	OA26-SD0002-2211	N	0	2	0	22.1	36.9	41.0	77.9	4.47
OA26	OA26-SD0204-2211	N	2	4	0	24.4	54.0	21.6	75.6	5.74
OA26	OA26-SD0406-2211	N	4	6	0	22.2	44.2	33.6	77.8	4.23
OA26	OA26-SD0608-2211	N	6	8	0	24.3	51.3	24.4	75.7	1.90
OA26	OA26-SD0812-2211	N	8	12	0	25.5	52.9	21.6	74.5	4.56
OA26	OA26-SD1216-2211	N	12	16	0	25.6	50.5	23.9	74.4	6.07
OA26	OA26-SD1620-2211	N	16	20	0	17.5	51.8	30.7	82.5	13.4
OA26	OA26-SD2024-2211	N	20	24	0	20.0	58.9	21.1	80.0	13.5
OA26	OA26-SD2428-2211	N	24	28	0	21.8	57.1	21.1	78.2	13.3
OA26	OA26-SD2832-2211	N	28	32	0	18.6	56.5	24.9	81.4	26.8
OA26	OA26-SD3236-2211	N	32	36	0	16.1	47.7	36.2	83.9	17.6
OA26	OA26-SD3640-2211	N	36	40	0	25.6	46.3	28.1	74.4	22.0
OA26	OA26-SD4044-2211	N	40	44	0	24.6	52.0	23.4	75.4	20.4
OA26	OA26-SD4448-2211	N	44	48	0	23.6	58.5	17.9	76.4	4.35
OA26	OA26-SD4852-2211	N	48	52	0	23.4	59.0	17.6	76.6	2.47
OA26	OA26-SD5256-2211	N	52	56	0	23.9	55.5	20.6	76.1	2.74
OA26	OA26-SD5660-2211	N	56	60	0	21.9	59.4	18.7	78.1	1.74
OA26	OA26-SD6064-2211	N	60	64	0	21.6	59.5	18.9	78.4	1.65
OA26	OA26-SD6468-2211	N	64	68	0	20.5	61.1	18.4	79.5	1.39

Table 1. Grain Size and Total Organic Carbon Results
Second MNR Report
Palos Verdes Shelf
Los Angeles County, California

Location ID	Sample ID	Sample Type	Start Depth (cm)	End Depth (cm)	Gravel or larger (%)	Sand (%)	Silt (%)	Clay (%)	Total Fines (silt + clay) (%)	Total Organic Carbon (%)
OA27	OA27-SD0002-2211	N	0	2	0	26.4	48.6	25.0	73.6	4.31
OA27	OA27-SD0204-2211	N	2	4	0	21.6	56.9	21.5	78.4	2.64
OA27	OA27-SD0406-2211	N	4	6	0	21.9	56.5	21.6	78.1	2.01
OA27	OA27-SD0608-2211	N	6	8	0	23.2	62.2	14.6	76.8	2.52
OA27	OA27-SD0812-2211	N	8	12	0	22.5	59.8	17.7	77.5	3.50
OA27	OA27-SD1216-2211	N	12	16	0	23.3	51.6	25.1	76.7	16.0
OA27	OA27-SD1620-2211	N	16	20	0	23.2	51.7	25.1	76.8	14.8
OA27	OA27-SD2024-2211	N	20	24	0	22.2	33.2	44.6	77.8	23.4
OA27	OA27-SD2428-2211	N	24	28	0	23.0	39.5	37.5	77.0	32.8
OA28	OA28-SD0002-2211	N	0	2	0	30.2	46.8	23.0	69.8	3.82
OA28	OA28-SD0204-2211	N	2	4	0	27.1	52.3	20.6	72.9	3.62
OA28	OA28-SD0406-2211	N	4	6	0	26.8	55.4	17.8	73.2	3.39
OA28	OA28-SD0608-2211	N	6	8	0	23.4	44.8	31.8	76.6	5.01
OA28	OA28-SD0812-2211	N	8	12	0	24.8	53.7	21.5	75.2	3.69
OA28	OA28-SD1216-2211	N	12	16	0	27.7	45.3	27.0	72.3	9.73
OA28	OA28-SD1620-2211	N	16	20	0	20.3	52.8	26.9	79.7	5.83
OA28	OA28-SD2024-2211	N	20	24	0	25.0	58.3	16.7	75.0	3.82
OA28	OA28-SD2428-2211	N	24	28	0	24.3	57.8	17.9	75.7	1.74
OA28	OA28-SD2832-2211	N	28	32	0	24.5	60.0	15.5	75.5	1.89
OA28	OA28-SD3236-2211	N	32	36	0	24.9	61.9	13.2	75.1	1.45
OA28	OA28-SD3640-2211	N	36	40	0	23.2	59.4	17.4	76.8	1.39
OA28	OA28-SD4044-2211	N	40	44	0	27.1	58.6	14.3	72.9	1.55
OA28	OA28-SD4448-2211	N	44	48	0	23.2	61.8	15.0	76.8	1.49
OA28	OA28-SD4852-2211	N	48	52	0	25.3	56.2	18.5	74.7	1.64
OA29	OA29-SD0002-2211	N	0	2	0	27.5	47.4	25.1	72.5	3.81
OA29	OA29-SD0204-2211	N	2	4	4.18	23.9	48.1	23.8	71.9	5.24
OA29	OA29-SD0406-2211	N	4	6	0	20.3	56.6	23.1	79.7	4.73
OA29	OA29-SD0608-2211	N	6	8	0	19.6	57.5	22.9	80.4	3.53
OA29	OA29-SD0812-2211	N	8	12	0	20.0	53.7	26.3	80.0	3.64
OA29	OA29-SD1216-2211	N	12	16	3.19	20.1	52.5	24.2	76.7	3.06
OA29	OA29-SD1620-2211	N	16	20	0	19.4	56.4	24.2	80.6	2.61
OA29	OA29-SD2024-2211	N	20	24	0	22.4	55.1	22.5	77.6	3.98
OA29	OA29-SD2428-2211	N	24	28	2.87	15.8	55.7	25.6	81.3	2.13
OA29	OA29-SD2832-2211	N	28	32	0	11.6	55.1	33.3	88.4	1.27
OA29	OA29-SD3236-2211	N	32	36	0	7.4	57.4	35.2	92.6	1.00
OA29	OA29-SD3640-2211	N	36	40	0	5.3	57.3	37.4	94.7	1.03
OA29	OA29-SD4044-2211	N	40	44	0	6.7	58.3	35.0	93.3	1.08
OA29	OA29-SD4448-2211	N	44	48	0	10.3	67.1	22.6	89.7	1.02
OA29	OA29-SD4852-2211	N	48	52	0	9.7	55.4	34.9	90.3	1.13
OA30	OA30-SD0002-2211	N	0	2	0	31.8	62.1	6.1	68.2	2.89
OA30	OA30-SD0204-2211	N	2	4	0	33.8	55.9	10.3	66.2	2.31
OA30	OA30-SD0406-2211	N	4	6	0	30.5	57.9	11.6	69.5	2.05
OA30	OA30-SD0608-2211	N	6	8	0	31.7	57.2	11.1	68.3	2.26
OA30	OA30-SD0812-2211	N	8	12	0	32.5	54.0	13.5	67.5	3.08
OA30	OA30-SD1216-2211	N	12	16	0	29.1	56.1	14.8	70.9	3.29
OA30	OA30-SD1620-2211	N	16	20	0	28.5	54.5	17.0	71.5	4.32
OA30	OA30-SD2024-2211	N	20	24	0	27.4	52.2	20.4	72.6	5.95
OA30	OA30-SD2428-2211	N	24	28	0	27.3	54.2	18.5	72.7	4.96
OA30	OA30-SD2832-2211	N	28	32	0	26.5	45.6	27.9	73.5	9.54
OA30	OA30-SD3236-2211	N	32	36	0	21.9	47.5	30.6	78.1	8.83
OA30	OA30-SD3640-2211	N	36	40	0	21.8	46.3	31.9	78.2	5.83
OA30	OA30-SD4044-2211	N	40	44	0	27.1	50.8	22.1	72.9	2.49
OA30	OA30-SD4448-2211	N	44	48	0	27.5	51.1	21.4	72.5	2.96
OA30	OA30-SD4852-2211	N	48	52	0	27.0	54.3	18.7	73.0	1.58
OA30	OA30-SD5256-2211	N	52	56	0	27.1	54.6	18.3	72.9	1.86

Table 1. Grain Size and Total Organic Carbon Results
Second MNR Report
Palos Verdes Shelf
Los Angeles County, California

Location ID	Sample ID	Sample Type	Start Depth (cm)	End Depth (cm)	Gravel or larger (%)	Sand (%)	Silt (%)	Clay (%)	Total Fines (silt + clay) (%)	Total Organic Carbon (%)
OA30	OA30-SD5660-2211	N	56	60	0	28.3	53.7	18.0	71.7	1.33
OA31	OA31-SD0002-2211	N	0	2	0	31.3	54.4	14.3	68.7	2.26
OA31	OA31-SD0204-2211	N	2	4	0	29.6	59.6	10.8	70.4	2.31
OA31	OA31-SD0406-2211	N	4	6	0	29.9	58.4	11.7	70.1	2.57
OA31	OA31-SD0608-2211	N	6	8	0	31.5	54.2	14.3	68.5	3.29
OA31	OA31-SD0812-2211	N	8	12	0	28.1	54.1	17.8	71.9	5.30
OA31	OA31-SD1216-2211	N	12	16	0	23.8	59.4	16.8	76.2	10.6
OA31	OA31-SD1620-2211	N	16	20	0	23.7	57.1	19.2	76.3	13.4
OA31	OA31-SD2024-2211	N	20	24	0	18.4	60.2	21.4	81.6	13.9
OA31	OA31-SD2428-2211	N	24	28	0	23.1	52.9	24.0	76.9	10.9
OA31	OA31-SD2832-2211	N	28	32	0	23.2	58.8	18.0	76.8	3.37
OA31	OA31-SD3236-2211	N	32	36	0	25.8	59.0	15.2	74.2	1.60
OA31	OA31-SD3640-2211	N	36	40	0	25.3	60.8	13.9	74.7	1.38
OA31	OA31-SD4044-2211	N	40	44	0	24.3	61.8	13.9	75.7	1.62
OA31	OA31-SD4448-2211	N	44	48	0	26.2	58.8	15.0	73.8	1.99
OA31	OA31-SD4852-2211	N	48	52	0	25.7	58.5	15.8	74.3	1.65
OA31	OA31-SD5256-2211	N	52	56	0	28.2	58.5	13.3	71.8	1.19
OA32	OA32-SD0002-2211	N	0	2	0	30.7	58.1	11.2	69.3	1.53
OA32	OA32-SD0204-2211	N	2	4	0	31.4	53.4	15.2	68.6	2.65
OA32	OA32-SD0406-2211	N	4	6	16.1	13.0	52.1	18.8	70.9	3.13
OA32	OA32-SD0608-2211	N	6	8	0	27.9	49.2	22.9	72.1	3.34
OA32	OA32-SD0812-2211	N	8	12	0	25.3	52.8	21.9	74.7	6.45
OA32	OA32-SD1216-2211	N	12	16	0	21.5	57.9	20.6	78.5	5.53
OA32	OA32-SD1620-2211	N	16	20	0	24.0	55.9	20.1	76.0	3.37
OA32	OA32-SD2024-2211	N	20	24	0	26.5	58.2	15.3	73.5	1.81
OA32	OA32-SD2428-2211	N	24	28	0	26.8	56.5	16.7	73.2	1.29
OA32	OA32-SD2832-2211	N	28	32	0	26.4	58.0	15.6	73.6	1.50
OA32	OA32-SD3236-2211	N	32	36	0	24.0	60.8	15.2	76.0	1.27
OA32	OA32-SD3640-2211	N	36	40	0	28.8	57.8	13.4	71.2	1.33
OA32	OA32-SD4044-2211	N	40	44	0	30.9	56.8	12.3	69.1	1.23
OA33	OA33-SD0002-2211	N	0	2	0	51.1	36.6	12.3	48.9	1.36
OA33	OA33-SD0204-2211	N	2	4	0	43.5	45.4	11.1	56.5	1.23
OA33	OA33-SD0406-2211	N	4	6	0	41.4	48.0	10.6	58.6	1.21
OA33	OA33-SD0608-2211	N	6	8	0	38.5	44.2	17.3	61.5	1.41
OA33	OA33-SD0812-2211	N	8	12	0	40.2	45.3	14.5	59.8	1.45
OA33	OA33-SD1216-2211	N	12	16	0	37.3	47.6	15.1	62.7	1.47
OA33	OA33-SD1620-2211	N	16	20	0	37.0	50.8	12.2	63.0	1.48
OA33	OA33-SD2024-2211	N	20	24	0	36.0	52.3	11.7	64.0	1.43
OA33	OA33-SD2428-2211	N	24	28	0	36.8	52.3	10.9	63.2	1.15
OA33	OA33-SD2832-2211	N	28	32	0	37.1	51.7	11.2	62.9	1.39
OA33	OA33-SD3236-2211	N	32	36	0	34.8	55.2	10.0	65.2	1.16
OA34	OA34-SD0002-2211	N	0	2	0	41.7	47.7	10.6	58.3	1.63
OA34	OA34-SD0204-2211	N	2	4	0	38.2	47.6	14.2	61.8	2.63
OA34	OA34-SD0406-2211	N	4	6	0	33.7	44.5	21.8	66.3	2.85
OA34	OA34-SD0608-2211	N	6	8	0	30.9	51.0	18.1	69.1	5.74
OA34	OA34-SD0812-2211	N	8	12	0	31.7	47.5	20.8	68.3	3.32
OA34	OA34-SD1216-2211	N	12	16	0	34.2	46.4	19.4	65.8	2.32
OA34	OA34-SD1620-2211	N	16	20	0	31.5	52.1	16.4	68.5	1.78
OA34	OA34-SD2024-2211	N	20	24	0	33.0	52.5	14.5	67.0	1.68
OA34	OA34-SD2428-2211	N	24	28	0	33.3	49.7	17.0	66.7	1.40
OA34	OA34-SD2832-2211	N	28	32	0	32.7	51.5	15.8	67.3	1.44
OA34	OA34-SD3236-2211	N	32	36	0	30.7	52.5	16.8	69.3	1.31
OA34	OA34-SD3640-2211	N	36	40	0	35.8	51.1	13.1	64.2	1.24
OA34	OA34-SD4044-2211	N	40	44	0	36.8	49.5	13.7	63.2	1.49
OA34	OA34-SD4448-2211	N	44	48	0	35.7	54.3	10.0	64.3	1.53

Table 1. Grain Size and Total Organic Carbon Results
Second MNR Report
Palos Verdes Shelf
Los Angeles County, California

Location ID	Sample ID	Sample Type	Start Depth (cm)	End Depth (cm)	Gravel or larger (%)	Sand (%)	Silt (%)	Clay (%)	Total Fines (silt + clay) (%)	Total Organic Carbon (%)
OA35	OA35-SD0002-2211	N	0	2	0	35.2	45.9	18.9	64.8	3.16
OA35	OA35-SD0204-2211	N	2	4	0	33.0	44.2	22.8	67.0	2.76
OA35	OA35-SD0406-2211	N	4	6	0	31.2	49.5	19.3	68.8	3.01
OA35	OA35-SD0608-2211	N	6	8	0	33.5	45.0	21.5	66.5	3.46
OA35	OA35-SD0812-2211	N	8	12	0	31.1	48.7	20.2	68.9	4.73
OA35	OA35-SD1216-2211	N	12	16	0	30.1	50.9	19.0	69.9	3.48
OA35	OA35-SD1620-2211	N	16	20	0	31.5	50.7	17.8	68.5	2.20
OA35	OA35-SD2024-2211	N	20	24	0	33.9	49.9	16.2	66.1	1.48
OA35	OA35-SD2428-2211	N	24	28	0	33.8	48.2	18.0	66.2	1.36
OA35	OA35-SD2832-2211	N	28	32	0	30.7	55.0	14.3	69.3	1.06
OA35	OA35-SD3236-2211	N	32	36	0	21.7	59.1	19.2	78.3	1.38

FD = field duplicate
N = normal

Table 2. Dry and Wet Density, Specific Gravity, and Moisture Results
Second MNR Report
Palos Verdes Shelf
Los Angeles County, California

Location ID	Sample ID	Sample Type	Start Depth (cm)	End Depth (cm)	Dry Density (g/cm^3)	Wet Density (g/cm^3)	Specific Gravity (unitless)	Moisture (%)
BA1B	BA1B-SD0002-2211	N	0	2	1.01	1.59	2.86	56.83
BA1B	BA1B-SD0204-2211	N	2	4	1.11	1.61	2.76	45.47
BA1B	BA1B-SD0406-2211	N	4	6	1.10	1.64	2.80	49.09
BA1B	BA1B-SD0608-2211	N	6	8	1.11	1.63	2.81	46.30
BA1B	BA1B-SD0812-2211	N	8	12	1.26	1.76	2.74	38.99
BA1B	BA1B-SD1216-2211	N	12	16	1.26	1.75	2.86	39.44
BA1B	BA1B-SD1620-2211	N	16	20	1.19	1.71	2.78	44.11
BA1B	BA1B-SD2024-2211	N	20	24	1.12	1.69	2.71	50.92
BA1B	BA1B-SD2428-2211	N	24	28	1.23	1.75	2.71	42.12
BA1B	BA1B-SD2832-2211	N	28	32	1.24	1.81	2.70	45.85
BA1B	BA1B-SD3236-2211	N	32	36	1.16	1.71	2.73	47.08
BA1B	BA1B-SD3640-2211	N	36	40	1.11	1.68	2.69	50.44
BA1B	BA1B-SD4044-2211	N	40	44	1.17	1.71	2.68	46.21
BA1C	BA1C-SD0002-2211	N	0	2	0.91	1.54	2.79	70.14
BA1C	BA1C-SD0204-2211	N	2	4	1.02	1.62	2.83	57.89
BA1C	BA1C-SD0406-2211	N	4	6	1.02	1.59	2.60	56.81
BA1C	BA1C-SD0608-2211	N	6	8	1.07	1.63	2.65	52.08
BA1C	BA1C-SD0812-2211	N	8	12	1.00	1.59	2.62	59.50
BA1C	BA1C-SD1216-2211	N	12	16	1.03	1.59	2.81	55.13
BA1C	BA1C-SD1620-2211	N	16	20	0.93	1.53	2.62	65.22
BA1C	BA1C-SD2024-2211	N	20	24	0.99	1.57	2.79	58.06
BA1C	BA1C-SD2428-2211	N	24	28	1.03	1.62	2.72	56.72
BA1C	BA1C-SD2832-2211	N	28	32	1.18	1.72	2.76	46.18
BA1C	BA1C-SD3236-2211	N	32	36	1.23	1.77	2.77	44.08
BA1C	BA1C-SD3640-2211	N	36	40	1.31	1.81	2.50	38.65
BA1C	BA1C-SD4044-2211	N	40	44	1.24	1.76	2.75	42.04
BA1C	BA1C-SD4448-2211	N	44	48	1.23	1.74	2.64	40.73
BA1DC	BA1DC-SD0002-2211	N	0	2	0.93	1.54	2.53	65.25
BA1DC	BA1DC-SD0204-2211	N	2	4	1.20	1.72	2.59	43.58
BA1DC	BA1DC-SD0406-2211	N	4	6	1.26	1.79	2.59	42.43
BA1DC	BA1DC-SD0608-2211	N	6	8	1.39	1.96	2.61	41.07
BA1DC	BA1DC-SD0812-2211	N	8	12	1.27	1.79	2.64	40.70
BA1DC	BA1DC-SD1216-2211	N	12	16	1.22	1.71	2.73	40.19
BA1DC	BA1DC-SD1620-2211	N	16	20	1.20	1.72	2.72	43.03
BA1DC	BA1DC-SD2024-2211	N	20	24	1.25	1.75	2.79	40.67
BA2B	BA2B-SD0002-2211	N	0	2	1.01	1.60	2.94	58.93
BA2B	BA2B-SD0204-2211	N	2	4	1.09	1.68	2.86	53.94
BA2B	BA2B-SD0406-2211	N	4	6	1.19	1.72	2.78	44.75
BA2B	BA2B-SD0608-2211	N	6	8	1.23	1.74	2.78	41.38
BA2B	BA2B-SD0812-2211	N	8	12	1.28	1.76	2.60	37.24
BA2B	BA2B-SD1216-2211	N	12	16	1.32	1.79	2.75	35.75
BA2B	BA2B-SD1620-2211	N	16	20	1.28	1.78	2.70	38.99
BA2B	BA2B-SD2024-2211FD	N	20	24	1.29	1.76	2.71	36.54
BA2B	BA2B-SD0002-2211FD	FD	0	2	0.94	1.56	2.80	66.49
BA2B	BA2B-SD0204-2211FD	FD	2	4	1.07	1.62	2.59	52.13
BA2B	BA2B-SD0406-2211FD	FD	4	6	1.13	1.68	2.73	48.62
BA2B	BA2B-SD0608-2211FD	FD	6	8	1.14	1.69	2.90	48.42
BA2B	BA2B-SD0812-2211FD	FD	8	12	1.13	1.67	2.69	47.47
BA2B	BA2B-SD1216-2211FD	FD	12	16	1.18	1.72	2.55	45.12
BA2B	BA2B-SD1620-2211FD	FD	16	20	1.23	1.74	2.71	40.71
BA2C	BA2C-SD0002-2211	N	0	2	0.74	1.41	2.95	90.31
BA2C	BA2C-SD0204-2211	N	2	4	1.00	1.59	2.84	58.22
BA2C	BA2C-SD0406-2211	N	4	6	1.10	1.66	2.84	51.52
BA2C	BA2C-SD0608-2211	N	6	8	1.07	1.63	2.88	51.85
BA2C	BA2C-SD0812-2211	N	8	12	1.00	1.57	2.83	57.83

Table 2. Dry and Wet Density, Specific Gravity, and Moisture Results
Second MNR Report
Palos Verdes Shelf
Los Angeles County, California

Location ID	Sample ID	Sample Type	Start Depth (cm)	End Depth (cm)	Dry Density (g/cm^3)	Wet Density (g/cm^3)	Specific Gravity (unitless)	Moisture (%)
BA2C	BA2C-SD1216-2211	N	12	16	1.12	1.66	2.61	48.55
BA2C	BA2C-SD1620-2211	N	16	20	1.04	1.60	2.70	54.56
BA2C	BA2C-SD2024-2211	N	20	24	0.93	1.55	2.59	65.71
BA2C	BA2C-SD2428-2211	N	24	28	1.09	1.64	2.67	50.62
BA2C	BA2C-SD2832-2211	N	28	32	1.10	1.66	2.68	50.20
BA2C	BA2C-SD3236-2211	N	32	36	1.06	1.63	2.65	53.50
BA2C	BA2C-SD3640-2211	N	36	40	1.04	1.62	2.77	55.45
BA2C	BA2C-SD4044-2211	N	40	44	1.23	1.72	2.67	40.42
BA2DC	BA2DC-SD0002-2211	N	0	2	1.10	1.68	2.76	51.80
BA2DC	BA2DC-SD0204-2211	N	2	4	1.18	1.72	2.55	45.23
BA2DC	BA2DC-SD0406-2211	N	4	6	1.13	1.68	2.63	49.46
BA2DC	BA2DC-SD0608-2211	N	6	8	1.26	1.77	2.81	39.93
BA2DC	BA2DC-SD0812-2211	N	8	12	1.26	1.76	2.78	39.27
BA2DC	BA2DC-SD1216-2211	N	12	16	1.34	1.81	2.71	35.72
BA2DC	BA2DC-SD1620-2211	N	16	20	1.34	1.80	2.75	34.19
BA2DC	BA2DC-SD2024-2211	N	20	24	1.33	1.77	2.68	33.25
BA2DC	BA2DC-SD2428-2211	N	24	28	1.18	1.69	2.60	43.32
BA2DC	BA2DC-SD2832-2211	N	28	32	1.20	1.71	2.72	42.63
BA2DC	BA2DC-SD3236-2211	N	32	36	1.28	1.76	2.66	37.40
BA2DC	BA2DC-SD3640-2211	N	36	40	1.20	1.71	2.67	41.91
BA2DC	BA2DC-SD4044-2211	N	40	44	1.29	1.77	2.73	36.87
BA2DC	BA2DC-SD4448-2211	N	44	48	1.26	1.74	2.66	38.56
BA2DC	BA2DC-SD4852-2211	N	48	52	1.30	1.77	2.80	36.42
BA2DC	BA2DC-SD5256-2211	N	52	56	1.23	1.71	2.65	39.13
BA3B	BA3B-SD0002-2211	N	0	2	0.92	1.53	2.68	65.82
BA3B	BA3B-SD0204-2211	N	2	4	0.97	1.55	2.53	60.97
BA3B	BA3B-SD0406-2211	N	4	6	1.01	1.59	2.75	58.56
BA3B	BA3B-SD0608-2211	N	6	8	1.15	1.69	2.74	46.63
BA3B	BA3B-SD0812-2211	N	8	12	1.07	1.63	2.76	52.86
BA3B	BA3B-SD1216-2211	N	12	16	1.18	1.71	2.70	44.23
BA3B	BA3B-SD1620-2211	N	16	20	1.23	1.73	2.80	40.56
BA3B	BA3B-SD2024-2211	N	20	24	1.25	1.74	2.70	38.94
BA3C	BA3C-SD0002-2211	N	0	2	0.83	1.52	2.59	82.50
BA3C	BA3C-SD0204-2211	N	2	4	0.96	1.57	2.71	63.44
BA3C	BA3C-SD0406-2211	N	4	6	1.01	1.59	2.61	57.60
BA3C	BA3C-SD0608-2211	N	6	8	1.01	1.58	2.70	56.83
BA3C	BA3C-SD0812-2211	N	8	12	1.06	1.64	2.66	55.50
BA3C	BA3C-SD1216-2211	N	12	16	0.95	1.54	2.64	62.54
BA3C	BA3C-SD1620-2211	N	16	20	1.01	1.59	2.87	56.84
BA3C	BA3C-SD2024-2211	N	20	24	1.02	1.59	2.64	56.44
BA3C	BA3C-SD2428-2211	N	24	28	1.02	1.59	2.66	55.44
BA3C	BA3C-SD2832-2211	N	28	32	0.91	1.45	2.60	60.63
BA3C	BA3C-SD3236-2211	N	32	36	0.96	1.56	2.56	62.28
BA3C	BA3C-SD3640-2211	N	36	40	1.07	1.65	2.63	54.41
BA3C	BA3C-SD4044-2211	N	40	44	1.08	1.64	2.74	51.16
BA3C	BA3C-SD4448-2211	N	44	48	1.15	1.69	2.65	47.87
BA3C	BA3C-SD4852-2211	N	48	52	1.22	1.75	2.70	43.52
BA3C	BA3C-SD5256-2211	N	52	56	1.15	1.69	2.69	46.51
BA3C	BA3C-SD5660-2211	N	56	60	1.13	1.69	2.62	49.61
BA3C	BA3C-SD6064-2211	N	60	64	1.08	1.51	2.76	39.50
BA3C	BA3C-SD6468-2211	N	64	68	1.27	1.77	2.68	39.58
BA3C	BA3C-SD6872-2211	N	68	72	1.24	1.74	2.71	39.91
BA3DC	BA3DC-SD0002-2211	N	0	2	0.94	1.56	2.79	65.98
BA3DC	BA3DC-SD0204-2211	N	2	4	1.10	1.67	2.68	51.07
BA3DC	BA3DC-SD0406-2211	N	4	6	1.05	1.63	2.77	54.80

Table 2. Dry and Wet Density, Specific Gravity, and Moisture Results
Second MNR Report
Palos Verdes Shelf
Los Angeles County, California

Location ID	Sample ID	Sample Type	Start Depth (cm)	End Depth (cm)	Dry Density (g/cm^3)	Wet Density (g/cm^3)	Specific Gravity (unitless)	Moisture (%)
BA3DC	BA3DC-SD0608-2211	N	6	8	1.07	1.64	2.71	53.32
BA3DC	BA3DC-SD0812-2211	N	8	12	1.12	1.68	2.76	49.89
BA3DC	BA3DC-SD1216-2211	N	12	16	1.17	1.72	2.70	46.90
BA3DC	BA3DC-SD1620-2211	N	16	20	1.21	1.72	2.74	42.77
BA3DC	BA3DC-SD2024-2211	N	20	24	1.20	1.71	2.71	42.20
BA3DC	BA3DC-SD2428-2211	N	24	28	1.22	1.74	2.77	42.32
BA3DC	BA3DC-SD2832-2211	N	28	32	1.22	1.74	2.61	42.77
BA3DC	BA3DC-SD3236-2211	N	32	36	1.22	1.76	2.68	43.50
BA3DC	BA3DC-SD3640-2211	N	36	40	1.14	1.68	2.63	46.97
BA3DC	BA3DC-SD4044-2211	N	40	44	1.13	1.66	2.65	47.73
BA3DC	BA3DC-SD4448-2211	N	44	48	1.20	1.71	2.76	42.04
BA3DC	BA3DC-SD4852-2211	N	48	52	1.22	1.73	2.77	42.40
BA4B	BA4B-SD0002-2211	N	0	2	0.76	1.43	2.40	88.60
BA4B	BA4B-SD0204-2211	N	2	4	0.77	1.44	2.38	86.32
BA4B	BA4B-SD0406-2211	N	4	6	0.89	1.53	2.52	72.32
BA4B	BA4B-SD0608-2211	N	6	8	0.87	1.51	2.88	73.54
BA4B	BA4B-SD0812-2211	N	8	12	0.82	1.46	2.63	78.32
BA4B	BA4B-SD1216-2211	N	12	16	0.83	1.48	2.93	77.57
BA4B	BA4B-SD1620-2211	N	16	20	1.08	1.64	2.57	51.22
BA4B	BA4B-SD2024-2211	N	20	24	1.13	1.69	2.77	49.50
BA4B	BA4B-SD2428-2211	N	24	28	1.15	1.70	2.76	47.88
BA4B	BA4B-SD2832-2211	N	28	32	1.20	1.74	2.87	45.16
BA4B	BA4B-SD3236-2211	N	32	36	1.19	1.72	2.71	45.16
BA4B	BA4B-SD3640-2211	N	36	40	1.19	1.71	2.84	44.09
BA4C	BA4C-SD0002-2211	N	0	2	0.65	1.36	2.66	109.43
BA4C	BA4C-SD0204-2211	N	2	4	0.92	1.53	2.44	67.35
BA4C	BA4C-SD0406-2211	N	4	6	0.93	1.56	2.75	67.50
BA4C	BA4C-SD0608-2211	N	6	8	0.95	1.53	2.55	61.79
BA4C	BA4C-SD0812-2211	N	8	12	0.91	1.54	2.66	69.64
BA4C	BA4C-SD1216-2211	N	12	16	0.91	1.54	2.68	68.42
BA4C	BA4C-SD1620-2211	N	16	20	0.90	1.50	2.66	67.60
BA4C	BA4C-SD2024-2211	N	20	24	0.89	1.52	2.63	69.51
BA4C	BA4C-SD2428-2211	N	24	28	0.81	1.46	2.63	80.30
BA4C	BA4C-SD2832-2211	N	28	32	0.77	1.44	2.61	86.73
BA4C	BA4C-SD3236-2211	N	32	36	0.78	1.42	2.51	83.78
BA4C	BA4C-SD3640-2211	N	36	40	0.96	1.56	2.67	62.38
BA4C	BA4C-SD4044-2211	N	40	44	1.20	1.73	2.66	44.10
BA4C	BA4C-SD4448-2211	N	44	48	1.14	1.69	2.74	48.04
BA4C	BA4C-SD4852-2211	N	48	52	1.07	1.64	2.66	54.23
BA4C	BA4C-SD5256-2211	N	52	56	1.29	1.80	2.71	38.92
BA4C	BA4C-SD5660-2211	N	56	60	1.27	1.77	2.71	39.19
BA4C	BA4C-SD6064-2211	N	60	64	1.23	1.77	2.71	43.73
BA4C	BA4C-SD0002-2211FD	FD	0	2	0.69	1.39	2.54	102.06
BA4C	BA4C-SD0204-2211FD	FD	2	4	0.88	1.53	2.55	72.97
BA4C	BA4C-SD0406-2211FD	FD	4	6	0.93	1.56	2.57	67.80
BA4C	BA4C-SD0608-2211FD	FD	6	8	0.99	1.60	2.56	62.11
BA4C	BA4C-SD0812-2211FD	FD	8	12	0.91	1.55	2.65	69.69
BA4C	BA4C-SD1216-2211FD	FD	12	16	0.88	1.51	2.76	71.52
BA4C	BA4C-SD1620-2211FD	FD	16	20	0.98	1.59	2.64	62.78
BA4C	BA4C-SD2024-2211FD	FD	20	24	0.91	1.54	2.65	69.88
BA4C	BA4C-SD2428-2211FD	FD	24	28	0.76	1.44	2.55	88.96
BA4C	BA4C-SD2832-2211FD	FD	28	32	0.62	1.33	2.58	114.53
BA4C	BA4C-SD3236-2211FD	FD	32	36	0.57	1.29	2.67	126.10
BA4C	BA4C-SD3640-2211FD	FD	36	40	1.18	1.75	2.72	48.88
BA4C	BA4C-SD4044-2211FD	FD	40	44	1.18	1.75	2.76	48.95

Table 2. Dry and Wet Density, Specific Gravity, and Moisture Results
Second MNR Report
Palos Verdes Shelf
Los Angeles County, California

Location ID	Sample ID	Sample Type	Start Depth (cm)	End Depth (cm)	Dry Density (g/cm^3)	Wet Density (g/cm^3)	Specific Gravity (unitless)	Moisture (%)
BA4C	BA4C-SD4448-2211FD	FD	44	48	1.25	1.78	2.74	42.63
BA4C	BA4C-SD4852-2211FD	FD	48	52	1.30	1.83	2.69	40.58
BA4C	BA4C-SD5256-2211FD	FD	52	56	1.16	1.71	2.66	47.17
BA4DC	BA4DC-SD0002-2211	N	0	2	0.77	1.50	2.70	93.99
BA4DC	BA4DC-SD0204-2211	N	2	4	0.83	1.51	2.67	81.57
BA4DC	BA4DC-SD0406-2211	N	4	6	0.92	1.56	2.64	69.60
BA4DC	BA4DC-SD0608-2211	N	6	8	0.94	1.56	2.61	66.89
BA4DC	BA4DC-SD0812-2211	N	8	12	1.06	1.76	2.52	66.44
BA4DC	BA4DC-SD1216-2211	N	12	16	0.96	1.60	2.77	66.57
BA4DC	BA4DC-SD1620-2211	N	16	20	0.88	1.52	2.66	73.38
BA4DC	BA4DC-SD2024-2211	N	20	24	0.91	1.56	2.65	71.23
BA4DC	BA4DC-SD2428-2211	N	24	28	0.88	1.53	2.58	74.89
BA4DC	BA4DC-SD2832-2211	N	28	32	1.01	1.62	2.60	59.52
BA4DC	BA4DC-SD3236-2211	N	32	36	0.94	1.56	2.67	65.70
BA4DC	BA4DC-SD3640-2211	N	36	40	0.98	1.60	2.73	62.41
BA4DC	BA4DC-SD4044-2211	N	40	44	0.95	1.55	2.62	63.28
BA4DC	BA4DC-SD4448-2211	N	44	48	0.91	1.53	2.68	68.54
BA4DC	BA4DC-SD4852-2211	N	48	52	0.90	1.54	2.61	70.66
BA4DC	BA4DC-SD5256-2211	N	52	56	0.90	1.53	2.49	70.74
BA4DC	BA4DC-SD5660-2211	N	56	60	0.85	1.50	2.54	77.12
BA4DC	BA4DC-SD6064-2211	N	60	64	0.91	1.54	2.55	68.49
BA4DC	BA4DC-SD6468-2211	N	64	68	0.91	1.53	2.55	68.72
BA4DC	BA4DC-SD6872-2211	N	68	72	1.19	1.74	2.60	46.84
BA4DC	BA4DC-SD7276-2211	N	72	76	1.00	1.59	2.58	59.39
BA4DC	BA4DC-SD7680-2211	N	76	80	1.16	1.70	2.76	47.01
BA5B	BA5B-SD0002-2211	N	0	2	0.74	1.42	2.56	92.05
BA5B	BA5B-SD0204-2211	N	2	4	0.73	1.42	2.60	94.02
BA5B	BA5B-SD0406-2211	N	4	6	0.62	1.35	2.36	118.67
BA5B	BA5B-SD0608-2211	N	6	8	0.57	1.30	2.47	129.69
BA5B	BA5B-SD0812-2211	N	8	12	0.55	1.29	2.62	133.61
BA5B	BA5B-SD1216-2211	N	12	16	0.62	1.34	2.59	115.18
BA5B	BA5B-SD1620-2211	N	16	20	0.63	1.34	2.56	113.34
BA5B	BA5B-SD2024-2211	N	20	24	1.02	1.61	2.71	58.15
BA5B	BA5B-SD2428-2211	N	24	28	1.11	1.67	2.66	50.36
BA5B	BA5B-SD2832-2211	N	28	32	1.13	1.69	2.57	49.53
BA5B	BA5B-SD3236-2211	N	32	36	1.20	1.74	2.72	44.09
BA5B	BA5B-SD3640-2211	N	36	40	1.12	1.68	2.65	50.68
BA5B	BA5B-SD4044-2211	N	40	44	1.12	1.70	2.62	51.81
BA5B	BA5B-SD4448-2211	N	44	48	1.25	1.77	2.69	41.52
BA5B	BA5B-SD4852-2211	N	48	52	1.28	1.77	2.66	37.89
BA5B	BA5B-SD0002-2211FD	FD	0	2	0.71	1.41	2.83	97.82
BA5B	BA5B-SD0204-2211FD	FD	2	4	0.78	1.46	2.63	86.25
BA5B	BA5B-SD0406-2211FD	FD	4	6	0.68	1.39	2.51	104.43
BA5B	BA5B-SD0608-2211FD	FD	6	8	0.66	1.36	2.36	106.78
BA5B	BA5B-SD0812-2211FD	FD	8	12	0.50	1.25	2.47	151.39
BA5B	BA5B-SD1216-2211FD	FD	12	16	0.59	1.32	2.58	123.24
BA5B	BA5B-SD1620-2211FD	FD	16	20	0.91	1.55	2.68	70.31
BA5B	BA5B-SD2024-2211FD	FD	20	24	1.11	1.67	2.74	50.43
BA5B	BA5B-SD2428-2211FD	FD	24	28	1.14	1.68	2.83	47.74
BA5B	BA5B-SD2832-2211FD	FD	28	32	1.14	1.69	2.73	47.78
BA5B	BA5B-SD3236-2211FD	FD	32	36	1.09	1.66	2.77	51.83
BA5B	BA5B-SD3640-2211FD	FD	36	40	1.11	1.68	2.72	51.05
BA5B	BA5B-SD4044-2211FD	FD	40	44	1.21	1.74	2.74	44.12
BA5B	BA5B-SD4448-2211FD	FD	44	48	1.26	1.77	2.70	40.35
BA5C	BA5C-SD0002-2211	N	0	2	0.78	1.44	2.56	83.78

Table 2. Dry and Wet Density, Specific Gravity, and Moisture Results
Second MNR Report
Palos Verdes Shelf
Los Angeles County, California

Location ID	Sample ID	Sample Type	Start Depth (cm)	End Depth (cm)	Dry Density (g/cm^3)	Wet Density (g/cm^3)	Specific Gravity (unitless)	Moisture (%)
BA5C	BA5C-SD0204-2211	N	2	4	0.84	1.48	2.58	76.40
BA5C	BA5C-SD0406-2211	N	4	6	0.92	1.54	2.66	68.38
BA5C	BA5C-SD0608-2211	N	6	8	0.94	1.56	2.67	65.97
BA5C	BA5C-SD0812-2211	N	8	12	0.88	1.52	2.57	71.64
BA5C	BA5C-SD1216-2211	N	12	16	0.89	1.55	2.69	73.72
BA5C	BA5C-SD1620-2211	N	16	20	0.80	1.45	2.64	81.11
BA5C	BA5C-SD2024-2211	N	20	24	0.60	1.31	2.89	117.50
BA5C	BA5C-SD2428-2211	N	24	28	0.54	1.27	2.71	136.08
BA5C	BA5C-SD2832-2211	N	28	32	0.68	1.36	2.65	101.48
BA5C	BA5C-SD3236-2211	N	32	36	0.54	1.29	2.65	137.97
BA5C	BA5C-SD3640-2211	N	36	40	0.52	1.26	2.58	142.61
BA5C	BA5C-SD4044-2211	N	40	44	0.55	1.30	2.52	135.12
BA5C	BA5C-SD4448-2211	N	44	48	0.77	1.43	2.75	86.26
BA5C	BA5C-SD4852-2211	N	48	52	0.91	1.51	2.76	66.74
BA5C	BA5C-SD5256-2211	N	52	56	1.21	1.73	2.75	42.94
BA5C	BA5C-SD5660-2211	N	56	60	1.28	1.77	2.74	38.18
BA5C	BA5C-SD6064-2211	N	60	64	1.13	1.68	2.70	48.39
BA5C	BA5C-SD6468-2211	N	64	68	1.15	1.69	2.73	47.24
BA5C	BA5C-SD6872-2211	N	68	72	1.26	1.75	2.76	38.87
BA5DC	BA5DC-SD0002-2211	N	0	2	0.74	1.39	2.68	88.31
BA5DC	BA5DC-SD0204-2211	N	2	4	0.96	1.56	2.70	63.24
BA5DC	BA5DC-SD0406-2211	N	4	6	0.93	1.54	2.71	65.94
BA5DC	BA5DC-SD0608-2211	N	6	8	0.99	1.59	2.77	61.23
BA5DC	BA5DC-SD0812-2211	N	8	12	0.89	1.52	2.75	70.60
BA5DC	BA5DC-SD1216-2211	N	12	16	0.89	1.52	2.68	69.50
BA5DC	BA5DC-SD1620-2211	N	16	20	0.93	1.54	2.82	65.27
BA5DC	BA5DC-SD2024-2211	N	20	24	0.99	1.58	2.62	60.49
BA5DC	BA5DC-SD2428-2211	N	24	28	1.00	1.60	2.63	60.52
BA5DC	BA5DC-SD2832-2211	N	28	32	0.96	1.57	2.61	64.39
BA5DC	BA5DC-SD3236-2211	N	32	36	0.95	1.57	2.52	65.69
BA5DC	BA5DC-SD3640-2211	N	36	40	1.00	1.61	2.65	60.65
BA5DC	BA5DC-SD4044-2211	N	40	44	1.02	1.63	2.64	58.99
BA5DC	BA5DC-SD4448-2211	N	44	48	0.86	1.46	2.75	69.51
BA5DC	BA5DC-SD4852-2211	N	48	52	0.97	1.53	2.63	58.55
BA5DC	BA5DC-SD5256-2211	N	52	56	0.88	1.48	2.86	67.52
BA5DC	BA5DC-SD5660-2211	N	56	60	0.94	1.51	2.72	61.61
BA5DC	BA5DC-SD6064-2211	N	60	64	0.81	1.38	2.58	70.85
BA5DC	BA5DC-SD6468-2211	N	64	68	0.95	1.54	2.65	62.44
BA5DC	BA5DC-SD6872-2211	N	68	72	1.05	1.59	2.72	51.52
BA5DC	BA5DC-SD7276-2211	N	72	76	1.05	1.61	2.75	53.16
BA6B	BA6B-SD0002-2211	N	0	2	0.66	1.34	2.74	101.27
BA6B	BA6B-SD0204-2211	N	2	4	0.62	1.24	2.56	99.04
BA6B	BA6B-SD0406-2211	N	4	6	0.58	1.24	2.52	113.90
BA6B	BA6B-SD0608-2211	N	6	8	0.44	1.18	2.41	165.37
BA6B	BA6B-SD0812-2211	N	8	12	0.47	1.19	2.53	155.52
BA6B	BA6B-SD1216-2211	N	12	16	0.63	1.28	2.60	103.39
BA6B	BA6B-SD1620-2211	N	16	20	0.92	1.49	2.69	62.07
BA6B	BA6B-SD2024-2211	N	20	24	1.03	1.54	2.73	49.70
BA6B	BA6B-SD2428-2211	N	24	28	1.07	1.60	2.72	48.69
BA6B	BA6B-SD2832-2211	N	28	32	1.13	1.67	2.80	46.86
BA6B	BA6B-SD3236-2211	N	32	36	1.15	1.68	2.77	45.82
BA6B	BA6B-SD3640-2211	N	36	40	1.19	1.69	2.76	41.61
BA6B	BA6B-SD4044-2211	N	40	44	1.08	1.63	2.64	51.36
BA6B	BA6B-SD4448-2211	N	44	48	1.15	1.69	2.74	47.43
BA6B	BA6B-SD4852-2211	N	48	52	1.18	1.69	2.72	43.08

Table 2. Dry and Wet Density, Specific Gravity, and Moisture Results
Second MNR Report
Palos Verdes Shelf
Los Angeles County, California

Location ID	Sample ID	Sample Type	Start Depth (cm)	End Depth (cm)	Dry Density (g/cm^3)	Wet Density (g/cm^3)	Specific Gravity (unitless)	Moisture (%)
BA6B	BA6B-SD5256-2211	N	52	56	1.14	1.67	2.84	47.07
BA6B	BA6B-SD5660-2211	N	56	60	1.23	1.75	2.79	42.59
BA6B	BA6B-SD6064-2211	N	60	64	1.26	1.75	2.73	39.30
BA6BC	BA6BC-SD0002-2211	N	0	2	0.57	1.29	2.59	125.37
BA6BC	BA6BC-SD0204-2211	N	2	4	0.55	1.27	2.53	131.34
BA6BC	BA6BC-SD0406-2211	N	4	6	0.51	1.27	2.22	147.90
BA6BC	BA6BC-SD0608-2211	N	6	8	0.52	1.26	2.47	143.55
BA6BC	BA6BC-SD0812-2211	N	8	12	0.49	1.23	2.47	151.63
BA6BC	BA6BC-SD1216-2211	N	12	16	0.74	1.42	2.53	92.57
BA6BC	BA6BC-SD1620-2211	N	16	20	0.97	1.57	2.66	61.73
BA6BC	BA6BC-SD2024-2211	N	20	24	1.47	1.90	2.85	29.34
BA6BC	BA6BC-SD2428-2211	N	24	28	1.31	1.79	2.77	36.85
BA6C	BA6C-SD0002-2211	N	0	2	0.78	1.45	2.72	84.67
BA6C	BA6C-SD0204-2211	N	2	4	0.96	1.60	2.60	66.00
BA6C	BA6C-SD0406-2211	N	4	6	0.99	1.64	2.71	65.06
BA6C	BA6C-SD0608-2211	N	6	8	1.02	1.63	2.81	60.09
BA6C	BA6C-SD0812-2211	N	8	12	1.09	1.68	2.72	53.88
BA6C	BA6C-SD1216-2211	N	12	16	1.11	1.66	2.63	49.55
BA6C	BA6C-SD1620-2211	N	16	20	0.78	1.43	2.65	83.08
BA6C	BA6C-SD2024-2211	N	20	24	0.69	1.38	2.56	100.48
BA6C	BA6C-SD2428-2211	N	24	28	0.55	1.28	2.41	134.91
BA6C	BA6C-SD2832-2211	N	28	32	0.51	1.26	2.56	149.93
BA6C	BA6C-SD3236-2211	N	32	36	0.72	1.40	2.50	94.34
BA6C	BA6C-SD3640-2211	N	36	40	0.55	1.29	2.51	133.17
BA6C	BA6C-SD4044-2211	N	40	44	0.56	1.30	2.51	132.36
BA6C	BA6C-SD4448-2211	N	44	48	0.61	1.35	2.61	121.69
BA6C	BA6C-SD4852-2211	N	48	52	1.19	1.71	2.80	43.75
BA6C	BA6C-SD5256-2211	N	52	56	1.31	1.81	2.73	37.71
BA6C	BA6C-SD5660-2211	N	56	60	1.31	1.79	2.75	37.25
BA6C	BA6C-SD6064-2211	N	60	64	1.25	1.74	2.75	39.82
BA6C	BA6C-SD6468-2211	N	64	68	1.21	1.73	2.77	42.80
BA6DC	BA6DC-SD0002-2211	N	0	2	0.98	1.57	2.86	60.00
BA6DC	BA6DC-SD0204-2211	N	2	4	1.16	1.69	2.73	45.24
BA6DC	BA6DC-SD0406-2211	N	4	6	1.21	1.72	2.77	41.90
BA6DC	BA6DC-SD0608-2211	N	6	8	1.17	1.72	2.87	47.28
BA6DC	BA6DC-SD0812-2211	N	8	12	1.20	1.73	2.74	43.67
BA6DC	BA6DC-SD1216-2211	N	12	16	1.14	1.69	2.69	48.81
BA6DC	BA6DC-SD1620-2211	N	16	20	1.22	1.73	2.72	42.26
BA6DC	BA6DC-SD2024-2211	N	20	24	1.20	1.72	2.71	43.22
BA6DC	BA6DC-SD2428-2211	N	24	28	1.18	1.70	2.71	44.23
BA6DC	BA6DC-SD2832-2211	N	28	32	1.15	1.69	2.72	46.87
BA6DC	BA6DC-SD3236-2211	N	32	36	1.08	1.69	2.69	56.68
BA6DC	BA6DC-SD3640-2211	N	36	40	1.06	1.68	2.85	59.09
BA6DC	BA6DC-SD4044-2211	N	40	44	1.13	1.63	2.72	44.47
BA6DC	BA6DC-SD4448-2211	N	44	48	1.18	1.73	2.73	46.31
BA6DC	BA6DC-SD4852-2211	N	48	52	1.28	1.80	2.70	40.60
BA6DC	BA6DC-SD5256-2211	N	52	56	1.33	1.82	2.74	36.57
BA7B	BA7B-SD0002-2211	N	0	2	0.85	1.46	2.78	71.19
BA7B	BA7B-SD0204-2211	N	2	4	1.04	1.60	2.93	53.52
BA7B	BA7B-SD0406-2211	N	4	6	1.10	1.67	2.73	51.68
BA7B	BA7B-SD0608-2211	N	6	8	1.12	1.65	2.81	47.44
BA7B	BA7B-SD0812-2211	N	8	12	1.10	1.69	2.69	52.93
BA7B	BA7B-SD1216-2211	N	12	16	1.16	1.72	2.64	47.88
BA7B	BA7B-SD1620-2211	N	16	20	1.21	1.74	2.70	43.61
BA7B	BA7B-SD2024-2211	N	20	24	1.24	1.74	2.69	40.74

Table 2. Dry and Wet Density, Specific Gravity, and Moisture Results
Second MNR Report
Palos Verdes Shelf
Los Angeles County, California

Location ID	Sample ID	Sample Type	Start Depth (cm)	End Depth (cm)	Dry Density (g/cm^3)	Wet Density (g/cm^3)	Specific Gravity (unitless)	Moisture (%)
BA7B	BA7B-SD2428-2211	N	24	28	1.24	1.75	2.73	40.83
BA7B	BA7B-SD2832-2211	N	28	32	1.20	1.74	2.74	44.39
BA7B	BA7B-SD3236-2211	N	32	36	1.24	1.77	2.63	42.80
BA7B	BA7B-SD3640-2211	N	36	40	1.24	1.76	2.82	42.01
BA7C	BA7C-SD0002-2211	N	0	2	1.05	1.63	2.68	56.04
BA7C	BA7C-SD0204-2211	N	2	4	1.08	1.65	2.85	51.99
BA7C	BA7C-SD0406-2211	N	4	6	1.11	1.69	2.61	51.57
BA7C	BA7C-SD0608-2211	N	6	8	1.11	1.67	2.68	49.47
BA7C	BA7C-SD0812-2211	N	8	12	1.32	1.70	2.73	28.38
BA7C	BA7C-SD1216-2211	N	12	16	1.39	1.88	2.85	34.98
BA7C	BA7C-SD1620-2211	N	16	20	1.00	1.59	2.65	58.69
BA7C	BA7C-SD2024-2211	N	20	24	1.05	1.66	2.75	57.60
BA7C	BA7C-SD2428-2211	N	24	28	0.75	1.43	2.69	92.05
BA7C	BA7C-SD2832-2211	N	28	32	0.67	1.36	2.46	102.44
BA7C	BA7C-SD3236-2211	N	32	36	0.66	1.39	2.55	110.45
BA7C	BA7C-SD3640-2211	N	36	40	0.55	1.28	2.41	130.84
BA7C	BA7C-SD4044-2211	N	40	44	0.68	1.30	2.48	91.66
BA7C	BA7C-SD4448-2211	N	44	48	0.48	1.26	2.27	159.80
BA7C	BA7C-SD4852-2211	N	48	52	0.51	1.26	2.33	148.71
BA7C	BA7C-SD5256-2211	N	52	56	0.51	1.26	2.64	148.03
BA7C	BA7C-SD5660-2211	N	56	60	0.56	1.28	2.51	126.24
BA7C	BA7C-SD6064-2211	N	60	64	0.71	1.38	2.57	93.88
BA7C	BA7C-SD6468-2211	N	64	68	1.01	1.68	2.66	65.32
BA7C	BA7C-SD6872-2211	N	68	72	1.22	1.76	2.59	44.00
BA7C	BA7C-SD7276-2211	N	72	76	1.17	1.67	2.75	43.23
BA7DC	BA7DC-SD0002-2211	N	0	2	1.14	1.71	2.77	50.71
BA7DC	BA7DC-SD0204-2211	N	2	4	1.35	1.81	2.73	33.35
BA7DC	BA7DC-SD0406-2211	N	4	6	1.30	1.79	2.85	38.24
BA7DC	BA7DC-SD0608-2211	N	6	8	1.33	1.81	2.76	36.14
BA7DC	BA7DC-SD0812-2211	N	8	12	1.28	1.75	2.64	36.44
BA7DC	BA7DC-SD1216-2211	N	12	16	1.43	1.87	2.70	31.52
BA7DC	BA7DC-SD1620-2211	N	16	20	1.58	1.99	2.67	25.72
BA8B	BA8B-SD0002-2211	N	0	2	0.69	1.45	2.66	110.07
BA8B	BA8B-SD0204-2211	N	2	4	0.70	1.30	2.55	84.78
BA8B	BA8B-SD0406-2211	N	4	6	0.53	1.25	2.24	136.60
BA8B	BA8B-SD0608-2211	N	6	8	0.64	1.32	2.60	106.40
BA8B	BA8B-SD0812-2211	N	8	12	0.79	1.40	2.59	77.15
BA8B	BA8B-SD1216-2211	N	12	16	1.10	1.64	2.67	49.16
BA8B	BA8B-SD1620-2211	N	16	20	1.18	1.71	2.70	44.66
BA8B	BA8B-SD2024-2211	N	20	24	1.22	1.80	2.70	47.55
BA8B	BA8B-SD2428-2211	N	24	28	1.20	1.75	2.78	45.61
BA8B	BA8B-SD2832-2211	N	28	32	1.20	1.75	2.78	45.69
BA8B	BA8B-SD3236-2211	N	32	36	1.31	1.82	2.73	38.80
BA8B	BA8B-SD3640-2211	N	36	40	1.25	1.71	2.77	36.94
BA8B	BA8B-SD4044-2211	N	40	44	1.30	1.80	2.65	37.77
BA8B	BA8B-SD4448-2211	N	44	48	1.27	1.78	2.62	40.27
BA8B	BA8B-SD4852-2211	N	48	52	1.19	1.77	2.73	48.94
BA8B	BA8B-SD5256-2211	N	52	56	1.12	1.68	2.71	50.35
BA8BC	BA8BC-SD0002-2211	N	0	2	0.75	1.42	2.64	89.61
BA8BC	BA8BC-SD0204-2211	N	2	4	0.86	1.51	2.53	76.93
BA8BC	BA8BC-SD0406-2211	N	4	6	0.77	1.43	2.55	87.12
BA8BC	BA8BC-SD0608-2211	N	6	8	0.94	1.58	2.92	67.04
BA8BC	BA8BC-SD0812-2211	N	8	12	1.12	1.65	2.67	46.35
BA8BC	BA8BC-SD1216-2211	N	12	16	1.36	1.85	2.72	35.68
BA8BC	BA8BC-SD1620-2211	N	16	20	1.20	1.67	2.73	39.29

Table 2. Dry and Wet Density, Specific Gravity, and Moisture Results
Second MNR Report
Palos Verdes Shelf
Los Angeles County, California

Location ID	Sample ID	Sample Type	Start Depth (cm)	End Depth (cm)	Dry Density (g/cm^3)	Wet Density (g/cm^3)	Specific Gravity (unitless)	Moisture (%)
BA8BC	BA8BC-SD2024-2211	N	20	24	1.21	1.69	2.74	39.58
BA8BC	BA8BC-SD2428-2211	N	24	28	1.17	1.71	2.74	45.46
BA8BC	BA8BC-SD2832-2211	N	28	32	1.17	1.68	2.83	44.18
BA8BC	BA8BC-SD3236-2211	N	32	36	1.23	1.73	2.74	40.84
BA8BC	BA8BC-SD3640-2211	N	36	40	1.25	1.73	2.82	38.03
BA8BC	BA8BC-SD4044-2211	N	40	44	1.18	1.73	2.74	46.60
BA8C	BA8C-SD0002-2211	N	0	2	0.62	1.36	2.46	121.55
BA8C	BA8C-SD0204-2211	N	2	4	0.85	1.48	2.56	72.84
BA8C	BA8C-SD0406-2211	N	4	6	0.83	1.46	2.57	74.90
BA8C	BA8C-SD0608-2211	N	6	8	0.83	1.43	2.60	71.55
BA8C	BA8C-SD0812-2211	N	8	12	0.86	1.50	2.60	73.64
BA8C	BA8C-SD1216-2211	N	12	16	0.74	1.38	2.44	85.34
BA8C	BA8C-SD1620-2211	N	16	20	0.57	1.17	2.52	107.43
BA8C	BA8C-SD2024-2211	N	20	24	0.52	1.12	2.31	113.05
BA8C	BA8C-SD2428-2211	N	24	28	0.42	1.19	2.33	187.31
BA8C	BA8C-SD2832-2211	N	28	32	0.59	1.24	2.30	111.28
BA8C	BA8C-SD3236-2211	N	32	36	0.47	1.23	2.39	159.39
BA8C	BA8C-SD3640-2211	N	36	40	0.45	1.17	2.33	163.24
BA8C	BA8C-SD4044-2211	N	40	44	0.62	1.26	2.45	104.12
BA8C	BA8C-SD4448-2211	N	44	48	0.60	1.26	2.38	108.62
BA8C	BA8C-SD4852-2211	N	48	52	0.78	1.40	2.40	79.84
BA8C	BA8C-SD5256-2211	N	52	56	0.64	1.21	2.25	88.06
BA8C	BA8C-SD5660-2211	N	56	60	0.72	1.26	2.43	74.99
BA8C	BA8C-SD6064-2211	N	60	64	0.54	1.28	2.07	134.58
BA8C	BA8C-SD6468-2211	N	64	68	0.67	1.34	2.65	100.65
BA8C	BA8C-SD6872-2211	N	68	72	1.10	1.63	2.69	48.15
BA8C	BA8C-SD7276-2211	N	72	76	1.30	1.75	2.67	34.04
BA8C	BA8C-SD7680-2211	N	76	80	1.27	1.78	2.68	40.46
BA8C	BA8C-SD8084-2211	N	80	84	1.17	1.68	2.83	43.61
BA8DC	BA8DC-SD0002-2211	N	0	2	0.98	1.60	2.66	63.05
BA8DC	BA8DC-SD0204-2211	N	2	4	1.21	1.74	2.70	44.13
BA8DC	BA8DC-SD0406-2211	N	4	6	1.25	1.77	2.66	41.45
BA8DC	BA8DC-SD0608-2211	N	6	8	1.18	1.70	2.73	44.47
BA8DC	BA8DC-SD0812-2211	N	8	12	1.17	1.70	2.75	44.83
BA8DC	BA8DC-SD1216-2211	N	12	16	1.20	1.72	2.75	43.25
BA8DC	BA8DC-SD1620-2211	N	16	20	1.23	1.75	2.68	42.69
BA8DC	BA8DC-SD2024-2211	N	20	24	1.23	1.74	2.70	41.35
BA8DC	BA8DC-SD2428-2211	N	24	28	1.22	1.78	2.69	46.09
BA8DC	BA8DC-SD2832-2211	N	28	32	1.22	1.75	2.64	43.76
BA8DC	BA8DC-SD3236-2211	N	32	36	1.21	1.74	2.72	42.89
BA8DC	BA8DC-SD3640-2211	N	36	40	1.18	1.70	2.68	44.08
BA8DC	BA8DC-SD4044-2211	N	40	44	1.09	1.67	2.74	53.62
BA8DC	BA8DC-SD4448-2211	N	44	48	1.21	1.70	2.75	41.05
BA9B	BA9B-SD0002-2211	N	0	2	0.81	1.45	2.62	79.74
BA9B	BA9B-SD0204-2211	N	2	4	0.89	1.51	2.86	70.76
BA9B	BA9B-SD0406-2211	N	4	6	0.94	1.54	2.64	63.36
BA9B	BA9B-SD0608-2211	N	6	8	0.94	1.61	2.68	72.21
BA9B	BA9B-SD0812-2211	N	8	12	1.02	1.52	2.69	49.16
BA9B	BA9B-SD1216-2211	N	12	16	1.14	1.68	2.75	46.91
BA9B	BA9B-SD1620-2211	N	16	20	1.20	1.73	2.77	44.81
BA9B	BA9B-SD2024-2211	N	20	24	1.21	1.75	2.79	43.92
BA9B	BA9B-SD2428-2211	N	24	28	1.24	1.78	2.75	43.16
BA9B	BA9B-SD2832-2211	N	28	32	1.31	1.81	2.77	38.71
BA9B	BA9B-SD3236-2211	N	32	36	1.29	1.76	2.76	36.32
BA9BC	BA9BC-SD0002-2211	N	0	2	0.88	1.47	2.59	66.56

Table 2. Dry and Wet Density, Specific Gravity, and Moisture Results
Second MNR Report
Palos Verdes Shelf
Los Angeles County, California

Location ID	Sample ID	Sample Type	Start Depth (cm)	End Depth (cm)	Dry Density (g/cm^3)	Wet Density (g/cm^3)	Specific Gravity (unitless)	Moisture (%)
BA9BC	BA9BC-SD0204-2211	N	2	4	0.88	1.55	2.74	75.56
BA9BC	BA9BC-SD0406-2211	N	4	6	0.83	1.47	2.48	77.94
BA9BC	BA9BC-SD0608-2211	N	6	8	0.82	1.48	2.60	80.56
BA9BC	BA9BC-SD0812-2211	N	8	12	0.86	1.54	2.57	78.62
BA9BC	BA9BC-SD1216-2211	N	12	16	0.70	1.47	2.61	109.50
BA9BC	BA9BC-SD1620-2211	N	16	20	0.84	1.40	2.75	66.19
BA9BC	BA9BC-SD2024-2211	N	20	24	0.82	1.44	2.67	75.00
BA9BC	BA9BC-SD2428-2211	N	24	28	1.03	1.55	2.70	50.64
BA9BC	BA9BC-SD2832-2211	N	28	32	1.14	1.72	2.68	50.27
BA9BC	BA9BC-SD3236-2211	N	32	36	1.07	1.61	2.72	51.39
BA9BC	BA9BC-SD3640-2211	N	36	40	1.16	1.78	2.83	53.84
BA9BC	BA9BC-SD4044-2211	N	40	44	1.31	1.83	2.78	39.63
BA9BC	BA9BC-SD4448-2211	N	44	48	1.24	1.73	2.73	39.36
BA9BC	BA9BC-SD4852-2211	N	48	52	1.30	1.81	2.80	38.58
BA9BC	BA9BC-SD5256-2211	N	52	56	1.25	1.68	2.77	33.95
BA9C	BA9C-SD0002-2211	N	0	2	1.10	1.65	2.65	49.87
BA9C	BA9C-SD0204-2211	N	2	4	1.20	1.77	2.65	46.79
BA9C	BA9C-SD0406-2211	N	4	6	1.19	1.73	2.66	44.65
BA9C	BA9C-SD0608-2211	N	6	8	1.13	1.66	2.74	47.67
BA9C	BA9C-SD0812-2211	N	8	12	1.19	1.71	2.68	44.22
BA9C	BA9C-SD1216-2211	N	12	16	1.16	1.69	2.74	45.58
BA9C	BA9C-SD1620-2211	N	16	20	1.24	1.75	2.84	41.42
BA9C	BA9C-SD2024-2211	N	20	24	1.29	1.79	2.73	38.87
BA9C	BA9C-SD2428-2211	N	24	28	1.29	1.77	2.74	36.99
BA9C	BA9C-SD2832-2211	N	28	32	1.23	1.70	2.73	38.55
BA9C	BA9C-SD3236-2211	N	32	36	1.29	1.76	2.75	36.47
BA9C	BA9C-SD3640-2211	N	36	40	1.22	1.68	2.80	38.41
BA9C	BA9C-SD4044-2211	N	40	44	1.33	1.80	2.79	35.66
BA9DC	BA9DC-SD0002-2211	N	0	2	0.94	1.54	2.83	63.58
BA9DC	BA9DC-SD0204-2211	N	2	4	1.20	1.68	2.81	40.68
BA9DC	BA9DC-SD0406-2211	N	4	6	1.17	1.64	2.74	39.78
BA9DC	BA9DC-SD0608-2211	N	6	8	1.23	1.72	2.62	40.43
BA9DC	BA9DC-SD0812-2211	N	8	12	1.22	1.71	2.73	39.72
BA9DC	BA9DC-SD1216-2211	N	12	16	1.14	1.67	2.75	46.16
BA9DC	BA9DC-SD1620-2211	N	16	20	1.21	1.71	2.70	41.35
BA9DC	BA9DC-SD2024-2211	N	20	24	1.19	1.71	2.73	43.61
BA9DC	BA9DC-SD2428-2211	N	24	28	1.18	1.68	2.68	42.08
BA9DC	BA9DC-SD2832-2211	N	28	32	1.14	1.69	2.89	47.97
BA9DC	BA9DC-SD3236-2211	N	32	36	1.15	1.67	2.74	45.32
BA9DC	BA9DC-SD3640-2211	N	36	40	1.12	1.65	2.76	47.81
BA9DC	BA9DC-SD4044-2211	N	40	44	1.10	1.63	2.67	47.92
BA10B	BA10B-SD0002-2211	N	0	2	1.08	1.68	2.67	55.95
BA10B	BA10B-SD0204-2211	N	2	4	1.18	1.71	2.79	45.68
BA10B	BA10B-SD0406-2211	N	4	6	1.19	1.73	2.74	45.62
BA10B	BA10B-SD0608-2211	N	6	8	1.23	1.74	2.74	40.95
BA10B	BA10B-SD0812-2211	N	8	12	1.27	1.77	2.76	39.28
BA10B	BA10B-SD1216-2211	N	12	16	1.29	1.77	2.75	37.75
BA10B	BA10B-SD1620-2211	N	16	20	1.31	1.79	2.72	36.44
BA10B	BA10B-SD2024-2211	N	20	24	1.25	1.76	2.76	40.52
BA10C	BA10C-SD0002-2211	N	0	2	1.19	1.75	2.68	46.67
BA10C	BA10C-SD0204-2211	N	2	4	1.31	1.81	2.73	37.98
BA10C	BA10C-SD0406-2211	N	4	6	1.40	1.85	2.64	31.78
BA10C	BA10C-SD0608-2211	N	6	8	1.36	1.83	2.70	34.79
BA10C	BA10C-SD0812-2211	N	8	12	1.35	1.82	2.83	35.43
BA10C	BA10C-SD1216-2211	N	12	16	1.38	1.84	2.74	33.56

Table 2. Dry and Wet Density, Specific Gravity, and Moisture Results
Second MNR Report
Palos Verdes Shelf
Los Angeles County, California

Location ID	Sample ID	Sample Type	Start Depth (cm)	End Depth (cm)	Dry Density (g/cm^3)	Wet Density (g/cm^3)	Specific Gravity (unitless)	Moisture (%)
BA10C	BA10C-SD1620-2211	N	16	20	1.25	1.76	2.77	40.61
BA10DC	BA10DC-SD0002-2211	N	0	2	1.03	1.54	2.63	50.10
BA10DC	BA10DC-SD0204-2211	N	2	4	1.20	1.73	2.70	43.94
BA10DC	BA10DC-SD0406-2211	N	4	6	1.31	1.80	2.73	37.27
BA10DC	BA10DC-SD0608-2211	N	6	8	1.30	1.75	2.78	35.35
BA10DC	BA10DC-SD0812-2211	N	8	12	1.34	1.81	2.72	35.50
BA10DC	BA10DC-SD1216-2211	N	12	16	1.27	1.78	2.76	40.37
BA10DC	BA10DC-SD1620-2211	N	16	20	1.25	1.76	2.68	40.96
BA10DC	BA10DC-SD2024-2211	N	20	24	1.28	1.77	2.65	38.15
BA10DC	BA10DC-SD2428-2211	N	24	28	1.31	1.78	2.74	35.79
BA10DC	BA10DC-SD2832-2211	N	28	32	1.40	1.87	2.75	33.55
OA01	OA01-SD0002-2211	N	0	2	0.76	1.43	2.77	89.63
OA01	OA01-SD0204-2211	N	2	4	0.92	1.56	2.72	69.50
OA01	OA01-SD0406-2211	N	4	6	0.93	1.56	2.67	67.22
OA01	OA01-SD0608-2211	N	6	8	0.83	1.40	2.74	69.10
OA01	OA01-SD0812-2211	N	8	12	0.63	1.33	2.59	111.42
OA01	OA01-SD1216-2211	N	12	16	0.63	1.47	2.60	133.92
OA01	OA01-SD1620-2211	N	16	20	0.54	1.29	2.51	139.08
OA01	OA01-SD2024-2211	N	20	24	0.69	1.38	2.60	99.74
OA01	OA01-SD2428-2211	N	24	28	0.86	1.55	2.59	80.75
OA01	OA01-SD2832-2211	N	28	32	1.20	1.78	2.72	48.39
OA01	OA01-SD3236-2211	N	32	36	1.16	1.70	2.64	47.27
OA01	OA01-SD3640-2211	N	36	40	1.15	1.78	2.68	53.77
OA01	OA01-SD4044-2211	N	40	44	1.48	1.79	2.74	20.26
OA01	OA01-SD4448-2211	N	44	48	1.24	1.71	2.70	38.50
OA02	OA02-SD0002-2211	N	0	2	0.94	1.54	2.71	64.68
OA02	OA02-SD0204-2211	N	2	4	1.05	1.67	2.62	58.57
OA02	OA02-SD0406-2211	N	4	6	1.02	1.60	2.57	56.73
OA02	OA02-SD0608-2211	N	6	8	1.01	1.59	2.65	58.38
OA02	OA02-SD0812-2211	N	8	12	1.00	1.63	2.68	63.46
OA02	OA02-SD1216-2211	N	12	16	0.97	1.65	2.81	70.26
OA02	OA02-SD1620-2211	N	16	20	0.96	1.60	2.71	66.95
OA02	OA02-SD2024-2211	N	20	24	0.97	1.57	2.68	61.34
OA02	OA02-SD2428-2211	N	24	28	0.89	1.50	2.66	67.60
OA02	OA02-SD2832-2211	N	28	32	0.93	1.58	2.69	69.06
OA02	OA02-SD3236-2211	N	32	36	0.98	1.53	2.68	55.50
OA02	OA02-SD3640-2211	N	36	40	0.89	1.46	2.76	64.45
OA02	OA02-SD4044-2211	N	40	44	0.87	1.53	2.57	75.85
OA02	OA02-SD4448-2211	N	44	48	0.92	1.59	2.69	73.01
OA02	OA02-SD4852-2211	N	48	52	1.13	1.70	2.70	49.59
OA02	OA02-SD5256-2211	N	52	56	1.05	1.59	2.65	50.81
OA02	OA02-SD5660-2211	N	56	60	1.18	1.78	2.73	50.88
OA02	OA02-SD6064-2211	N	60	64	1.19	1.80	2.71	51.11
OA02	OA02-SD6468-2211	N	64	68	1.32	1.80	2.68	36.27
OA03	OA03-SD0002-2211	N	0	2	0.72	1.43	2.75	100.51
OA03	OA03-SD0204-2211	N	2	4	0.83	1.49	2.67	79.00
OA03	OA03-SD0406-2211	N	4	6	0.90	1.52	2.81	69.15
OA03	OA03-SD0608-2211	N	6	8	0.85	1.52	2.74	78.71
OA03	OA03-SD0812-2211	N	8	12	0.73	1.47	2.58	100.43
OA03	OA03-SD1216-2211	N	12	16	0.58	1.35	2.52	130.64
OA03	OA03-SD1620-2211	N	16	20	0.51	1.24	2.46	144.41
OA03	OA03-SD2024-2211	N	20	24	0.49	1.25	2.41	157.23
OA03	OA03-SD2428-2211	N	24	28	0.50	1.19	2.59	139.92
OA03	OA03-SD2832-2211	N	28	32	0.82	1.43	2.62	73.90
OA03	OA03-SD3236-2211	N	32	36	1.05	1.59	2.74	51.34

Table 2. Dry and Wet Density, Specific Gravity, and Moisture Results
Second MNR Report
Palos Verdes Shelf
Los Angeles County, California

Location ID	Sample ID	Sample Type	Start Depth (cm)	End Depth (cm)	Dry Density (g/cm^3)	Wet Density (g/cm^3)	Specific Gravity (unitless)	Moisture (%)
OA03	OA03-SD3640-2211	N	36	40	1.24	1.72	2.79	39.47
OA03	OA03-SD4044-2211	N	40	44	1.25	1.78	2.66	42.33
OA03	OA03-SD4448-2211	N	44	48	1.39	1.92	2.76	38.33
OA03	OA03-SD4852-2211	N	48	52	1.30	1.76	2.70	35.37
OA04	OA04-SD0002-2211	N	0	2	0.77	1.43	2.71	86.15
OA04	OA04-SD0204-2211	N	2	4	0.88	1.49	2.74	68.84
OA04	OA04-SD0406-2211	N	4	6	0.94	1.57	2.56	68.06
OA04	OA04-SD0608-2211	N	6	8	0.85	1.50	2.80	76.61
OA04	OA04-SD0812-2211	N	8	12	0.77	1.54	2.69	100.80
OA04	OA04-SD1216-2211	N	12	16	0.54	1.29	2.59	138.48
OA04	OA04-SD1620-2211	N	16	20	0.51	1.28	2.37	151.70
OA04	OA04-SD2024-2211	N	20	24	0.62	1.28	2.56	105.77
OA04	OA04-SD2428-2211	N	24	28	0.77	1.57	2.80	103.56
OA04	OA04-SD2832-2211	N	28	32	1.08	1.67	2.93	55.07
OA04	OA04-SD3236-2211	N	32	36	1.27	1.78	2.72	39.71
OA04	OA04-SD3640-2211	N	36	40	1.30	1.80	2.78	38.31
OA04	OA04-SD4044-2211	N	40	44	1.20	1.76	2.77	46.34
OA04	OA04-SD4448-2211	N	44	48	1.29	1.79	2.69	38.95
OA05	OA05-SD0002-2211	N	0	2	0.71	1.46	2.65	104.09
OA05	OA05-SD0204-2211	N	2	4	0.85	1.48	2.66	74.28
OA05	OA05-SD0406-2211	N	4	6	0.90	1.53	2.66	70.95
OA05	OA05-SD0608-2211	N	6	8	0.94	1.58	2.66	67.30
OA05	OA05-SD0812-2211	N	8	12	0.82	1.44	2.65	75.76
OA05	OA05-SD1216-2211	N	12	16	0.76	1.42	2.76	86.55
OA05	OA05-SD1620-2211	N	16	20	0.65	1.31	2.62	100.06
OA05	OA05-SD2024-2211	N	20	24	0.56	1.32	2.59	134.15
OA05	OA05-SD2428-2211	N	24	28	0.63	1.39	2.33	120.55
OA05	OA05-SD2832-2211	N	28	32	0.69	1.28	2.44	87.18
OA05	OA05-SD3236-2211	N	32	36	0.51	1.23	2.47	143.28
OA05	OA05-SD3640-2211	N	36	40	0.45	1.23	2.59	170.36
OA05	OA05-SD4044-2211	N	40	44	0.55	1.25	2.46	127.67
OA05	OA05-SD4448-2211	N	44	48	0.43	1.23	2.39	184.58
OA05	OA05-SD4852-2211	N	48	52	0.55	1.27	2.54	130.10
OA05	OA05-SD5256-2211	N	52	56	0.77	1.41	2.55	82.61
OA05	OA05-SD5660-2211	N	56	60	1.22	1.73	2.74	41.62
OA05	OA05-SD6064-2211	N	60	64	1.22	1.72	2.71	40.87
OA05	OA05-SD6468-2211	N	64	68	1.20	1.74	2.71	44.11
OA05	OA05-SD6872-2211	N	68	72	1.24	1.82	2.71	46.39
OA05	OA05-SD7276-2211FD	N	72	76	1.28	1.75	2.74	36.25
OA05	OA05-SD0002-2211FD	FD	0	2	0.78	1.42	2.54	81.25
OA05	OA05-SD0204-2211FD	FD	2	4	0.85	1.48	2.61	73.58
OA05	OA05-SD0406-2211FD	FD	4	6	0.92	1.51	2.60	64.63
OA05	OA05-SD0608-2211FD	FD	6	8	0.88	1.45	2.62	64.39
OA05	OA05-SD0812-2211FD	FD	8	12	0.89	1.51	2.65	69.42
OA05	OA05-SD1216-2211FD	FD	12	16	0.80	1.44	2.64	80.38
OA05	OA05-SD1620-2211FD	FD	16	20	0.74	1.43	2.66	92.85
OA05	OA05-SD2024-2211FD	FD	20	24	0.66	1.40	2.60	112.62
OA05	OA05-SD2428-2211FD	FD	24	28	0.51	1.27	2.43	151.59
OA05	OA05-SD2832-2211FD	FD	28	32	0.46	1.18	2.55	158.23
OA05	OA05-SD3236-2211FD	FD	32	36	0.51	1.16	2.49	127.98
OA05	OA05-SD3640-2211FD	FD	36	40	0.53	1.25	2.38	133.52
OA05	OA05-SD4044-2211FD	FD	40	44	0.56	1.22	2.58	119.59
OA05	OA05-SD4448-2211FD	FD	44	48	0.55	1.24	2.51	127.64
OA05	OA05-SD4852-2211FD	FD	48	52	0.89	1.49	2.60	66.02
OA05	OA05-SD5256-2211FD	FD	52	56	1.06	1.59	2.70	50.07

Table 2. Dry and Wet Density, Specific Gravity, and Moisture Results
Second MNR Report
Palos Verdes Shelf
Los Angeles County, California

Location ID	Sample ID	Sample Type	Start Depth (cm)	End Depth (cm)	Dry Density (g/cm^3)	Wet Density (g/cm^3)	Specific Gravity (unitless)	Moisture (%)
OA05	OA05-SD5660-2211FD	FD	56	60	1.09	1.52	2.71	39.04
OA05	OA05-SD6064-2211FD	FD	60	64	1.27	1.78	2.83	39.71
OA05	OA05-SD6468-2211FD	FD	64	68	1.30	1.80	2.78	38.82
OA05	OA05-SD6872-2211FD	FD	68	72	1.25	1.79	2.77	43.12
OA06	OA06-SD0002-2211	N	0	2	0.81	1.37	2.65	69.93
OA06	OA06-SD0204-2211	N	2	4	0.94	1.54	2.79	63.46
OA06	OA06-SD0406-2211	N	4	6	0.96	1.55	2.62	61.09
OA06	OA06-SD0608-2211	N	6	8	1.02	1.57	2.79	53.77
OA06	OA06-SD0812-2211	N	8	12	0.98	1.52	2.76	55.39
OA06	OA06-SD1216-2211	N	12	16	0.92	1.54	2.67	68.65
OA06	OA06-SD1620-2211	N	16	20	0.93	1.61	2.59	73.10
OA06	OA06-SD2024-2211	N	20	24	0.82	1.43	2.70	74.80
OA06	OA06-SD2428-2211	N	24	28	0.77	1.43	2.67	85.55
OA06	OA06-SD2832-2211	N	28	32	0.74	1.40	2.63	88.37
OA06	OA06-SD3236-2211	N	32	36	0.57	1.25	2.56	118.52
OA06	OA06-SD3640-2211	N	36	40	0.57	1.31	2.53	129.98
OA06	OA06-SD4044-2211	N	40	44	0.65	1.34	2.81	105.36
OA06	OA06-SD4448-2211	N	44	48	0.59	1.37	2.53	133.59
OA06	OA06-SD4852-2211	N	48	52	0.71	1.36	2.66	91.86
OA06	OA06-SD5256-2211	N	52	56	1.06	1.67	2.69	57.32
OA06	OA06-SD5660-2211	N	56	60	1.21	1.71	2.74	41.69
OA06	OA06-SD6064-2211	N	60	64	1.09	1.81	2.75	66.36
OA06	OA06-SD6468-2211	N	64	68	1.30	1.79	2.82	37.30
OA07	OA07-SD0002-2211	N	0	2	0.77	1.37	2.59	78.96
OA07	OA07-SD0204-2211	N	2	4	0.90	1.50	2.61	66.16
OA07	OA07-SD0406-2211	N	4	6	0.79	1.45	2.54	83.05
OA07	OA07-SD0608-2211	N	6	8	0.66	1.31	2.37	97.49
OA07	OA07-SD0812-2211	N	8	12	0.63	1.42	2.64	126.60
OA07	OA07-SD1216-2211	N	12	16	0.57	1.25	2.46	119.61
OA07	OA07-SD1620-2211	N	16	20	0.66	1.28	2.64	94.00
OA07	OA07-SD2024-2211	N	20	24	0.88	1.41	2.63	59.57
OA07	OA07-SD2428-2211	N	24	28	1.15	1.70	2.71	47.39
OA07	OA07-SD2832-2211	N	28	32	1.27	1.75	2.72	38.08
OA07	OA07-SD3236-2211	N	32	36	1.20	1.69	2.78	41.03
OA07	OA07-SD3640-2211	N	36	40	1.19	1.69	2.68	42.17
OA07	OA07-SD4044-2211	N	40	44	1.28	1.78	2.75	39.37
OA07	OA07-SD4448-2211	N	44	48	1.23	1.73	2.77	40.41
OA07	OA07-SD4852-2211	N	48	52	1.27	1.75	2.57	38.05
OA07	OA07-SD5256-2211	N	52	56	1.29	1.77	2.77	36.63
OA07	OA07-SD0002-2211FD	FD	0	2	0.79	1.44	2.55	81.93
OA07	OA07-SD0204-2211FD	FD	2	4	0.86	1.47	2.72	70.34
OA07	OA07-SD0406-2211FD	FD	4	6	0.85	1.41	2.61	67.20
OA07	OA07-SD0608-2211FD	FD	6	8	0.77	1.43	2.53	85.31
OA07	OA07-SD0812-2211FD	FD	8	12	0.68	1.31	2.53	92.72
OA07	OA07-SD1216-2211FD	FD	12	16	0.53	1.30	2.37	144.95
OA07	OA07-SD1620-2211FD	FD	16	20	0.73	1.39	2.55	90.46
OA07	OA07-SD2024-2211FD	FD	20	24	0.97	1.51	2.53	55.52
OA07	OA07-SD2428-2211FD	FD	24	28	1.22	1.71	2.63	39.91
OA07	OA07-SD2832-2211FD	FD	28	32	1.28	1.74	2.69	35.86
OA07	OA07-SD3236-2211FD	FD	32	36	1.23	1.77	2.62	43.56
OA07	OA07-SD3640-2211FD	FD	36	40	1.16	1.66	2.67	43.11
OA07	OA07-SD4044-2211FD	FD	40	44	1.27	1.75	2.67	37.41
OA07	OA07-SD4448-2211FD	FD	44	48	1.32	1.81	2.68	37.59
OA08	OA08-SD0002-2211	N	0	2	0.74	1.37	2.52	85.45
OA08	OA08-SD0204-2211	N	2	4	0.86	1.46	2.61	69.31

Table 2. Dry and Wet Density, Specific Gravity, and Moisture Results
Second MNR Report
Palos Verdes Shelf
Los Angeles County, California

Location ID	Sample ID	Sample Type	Start Depth (cm)	End Depth (cm)	Dry Density (g/cm^3)	Wet Density (g/cm^3)	Specific Gravity (unitless)	Moisture (%)
OA08	OA08-SD0406-2211	N	4	6	0.88	1.48	2.62	67.85
OA08	OA08-SD0608-2211	N	6	8	0.95	1.51	2.56	59.16
OA08	OA08-SD0812-2211	N	8	12	0.96	1.54	2.51	59.47
OA08	OA08-SD1216-2211	N	12	16	0.97	1.52	2.62	56.78
OA08	OA08-SD1620-2211	N	16	20	0.93	1.53	2.70	64.74
OA08	OA08-SD2024-2211	N	20	24	0.85	1.40	2.48	65.34
OA08	OA08-SD2428-2211	N	24	28	0.83	1.46	2.57	75.93
OA08	OA08-SD2832-2211	N	28	32	0.78	1.44	2.47	85.18
OA08	OA08-SD3236-2211	N	32	36	0.67	1.33	2.54	99.44
OA08	OA08-SD3640-2211	N	36	40	0.64	1.28	2.47	100.95
OA08	OA08-SD4044-2211	N	40	44	0.53	1.30	2.58	143.96
OA08	OA08-SD4448-2211	N	44	48	0.59	1.36	2.43	130.05
OA08	OA08-SD4852-2211	N	48	52	0.98	1.41	2.68	43.56
OA08	OA08-SD5256-2211	N	52	56	1.04	1.52	2.58	46.13
OA08	OA08-SD5660-2211	N	56	60	1.18	1.76	2.64	49.37
OA08	OA08-SD6064-2211	N	60	64	1.19	1.72	2.73	44.23
OA08	OA08-SD6468-2211	N	64	68	1.26	1.72	2.71	36.80
OA08	OA08-SD6872-2211	N	68	72	1.25	1.75	2.71	40.37
OA09	OA09-SD0002-2211	N	0	2	0.86	1.53	2.67	77.30
OA09	OA09-SD0204-2211	N	2	4	1.11	1.67	2.62	50.34
OA09	OA09-SD0406-2211	N	4	6	1.16	1.68	3.00	44.68
OA09	OA09-SD0608-2211	N	6	8	1.19	1.73	2.74	46.05
OA09	OA09-SD0812-2211	N	8	12	1.20	1.71	2.73	42.44
OA09	OA09-SD1216-2211	N	12	16	1.16	1.68	2.58	44.68
OA09	OA09-SD1620-2211	N	16	20	1.19	1.68	2.67	41.63
OA09	OA09-SD2024-2211	N	20	24	1.23	1.74	2.71	41.69
OA09	OA09-SD2428-2211	N	24	28	1.20	1.71	2.73	42.35
OA09	OA09-SD2832-2211	N	28	32	1.19	1.70	2.70	42.50
OA09	OA09-SD3236-2211	N	32	36	1.17	1.68	2.63	44.01
OA09	OA09-SD3640-2211	N	36	40	1.14	1.67	2.68	46.35
OA09	OA09-SD4044-2211	N	40	44	1.17	1.71	2.67	46.22
OA09	OA09-SD4448-2211	N	44	48	1.21	1.68	2.72	38.57
OA10	OA10-SD0002-2211	N	0	2	0.75	1.42	2.51	88.88
OA10	OA10-SD0204-2211	N	2	4	0.94	1.54	2.52	64.47
OA10	OA10-SD0406-2211	N	4	6	0.96	1.54	2.57	60.42
OA10	OA10-SD0608-2211	N	6	8	0.95	1.50	2.39	58.95
OA10	OA10-SD0812-2211	N	8	12	0.94	1.51	2.77	59.99
OA10	OA10-SD1216-2211	N	12	16	0.92	1.52	2.66	65.86
OA10	OA10-SD1620-2211	N	16	20	0.92	1.56	2.58	70.50
OA10	OA10-SD2024-2211	N	20	24	1.15	1.67	2.65	45.86
OA10	OA10-SD2428-2211	N	24	28	1.16	1.72	2.69	48.28
OA10	OA10-SD2832-2211	N	28	32	1.12	1.65	2.73	47.47
OA10	OA10-SD3236-2211	N	32	36	1.16	1.63	2.70	40.55
OA10	OA10-SD3640-2211	N	36	40	1.19	1.69	2.72	42.08
OA10	OA10-SD4044-2211FD	N	40	44	1.28	1.76	2.72	37.79
OA10	OA10-SD0002-2211FD	FD	0	2	0.97	1.56	2.68	60.64
OA10	OA10-SD0204-2211FD	FD	2	4	1.08	1.61	2.66	48.98
OA10	OA10-SD0406-2211FD	FD	4	6	1.04	1.65	2.41	58.00
OA10	OA10-SD0608-2211FD	FD	6	8	0.93	1.57	2.77	69.99
OA10	OA10-SD0812-2211FD	FD	8	12	0.86	1.56	2.71	81.94
OA10	OA10-SD1216-2211FD	FD	12	16	0.99	1.54	2.58	55.66
OA10	OA10-SD1620-2211FD	FD	16	20	0.93	1.54	2.69	66.73
OA10	OA10-SD2024-2211FD	FD	20	24	1.16	1.63	2.64	40.70
OA10	OA10-SD2428-2211FD	FD	24	28	1.24	1.70	2.80	36.97
OA10	OA10-SD2832-2211FD	FD	28	32	1.23	1.75	2.67	43.19

Table 2. Dry and Wet Density, Specific Gravity, and Moisture Results
Second MNR Report
Palos Verdes Shelf
Los Angeles County, California

Location ID	Sample ID	Sample Type	Start Depth (cm)	End Depth (cm)	Dry Density (g/cm^3)	Wet Density (g/cm^3)	Specific Gravity (unitless)	Moisture (%)
OA10	OA10-SD3236-2211FD	FD	32	36	1.19	1.67	2.72	40.09
OA10	OA10-SD3640-2211FD	FD	36	40	1.24	1.76	2.69	41.42
OA11	OA11-SD0002-2211	N	0	2	0.84	1.48	2.69	76.43
OA11	OA11-SD0204-2211	N	2	4	0.92	1.53	2.85	67.55
OA11	OA11-SD0406-2211	N	4	6	0.96	1.53	2.73	59.01
OA11	OA11-SD0608-2211	N	6	8	1.00	1.56	2.76	56.42
OA11	OA11-SD0812-2211	N	8	12	0.94	1.49	2.69	59.29
OA11	OA11-SD1216-2211	N	12	16	0.82	1.44	2.49	76.13
OA11	OA11-SD1620-2211	N	16	20	0.70	1.34	2.68	91.11
OA11	OA11-SD2024-2211	N	20	24	0.57	1.23	2.48	115.64
OA11	OA11-SD2428-2211	N	24	28	0.53	1.31	2.44	148.26
OA11	OA11-SD2832-2211	N	28	32	0.48	1.29	2.46	166.29
OA11	OA11-SD3236-2211	N	32	36	0.45	1.14	2.44	151.35
OA11	OA11-SD3640-2211	N	36	40	0.45	1.18	2.52	159.79
OA11	OA11-SD4044-2211	N	40	44	0.59	1.31	2.40	123.06
OA11	OA11-SD4448-2211	N	44	48	0.77	1.25	2.62	63.81
OA11	OA11-SD4852-2211	N	48	52	1.05	1.63	2.65	54.66
OA11	OA11-SD5256-2211	N	52	56	1.19	1.71	2.70	43.27
OA11	OA11-SD5660-2211	N	56	60	1.27	1.76	2.74	38.42
OA11	OA11-SD6064-2211	N	60	64	1.23	1.69	2.71	37.82
OA11	OA11-SD6468-2211	N	64	68	1.18	1.72	2.68	46.18
OA11	OA11-SD6872-2211FD	N	68	72	1.28	1.85	2.76	43.76
OA11	OA11-SD0002-2211FD	FD	0	2	0.80	1.52	2.76	89.94
OA11	OA11-SD0204-2211FD	FD	2	4	0.91	1.53	2.54	68.08
OA11	OA11-SD0406-2211FD	FD	4	6	0.97	1.55	2.46	59.70
OA11	OA11-SD0608-2211FD	FD	6	8	0.90	1.48	2.57	64.19
OA11	OA11-SD0812-2211FD	FD	8	12	0.84	1.42	2.60	68.90
OA11	OA11-SD1216-2211FD	FD	12	16	0.91	1.49	2.63	63.75
OA11	OA11-SD1620-2211FD	FD	16	20	0.72	1.33	2.60	85.02
OA11	OA11-SD2024-2211FD	FD	20	24	0.77	1.36	2.56	77.70
OA11	OA11-SD2428-2211FD	FD	24	28	0.55	1.38	2.65	149.88
OA11	OA11-SD2832-2211FD	FD	28	32	0.55	1.24	2.49	123.20
OA11	OA11-SD3236-2211FD	FD	32	36	0.52	1.25	2.51	139.68
OA11	OA11-SD3640-2211FD	FD	36	40	0.57	1.30	2.43	127.92
OA11	OA11-SD4044-2211FD	FD	40	44	0.61	1.39	2.55	127.91
OA11	OA11-SD4448-2211FD	FD	44	48	0.82	1.37	2.69	67.39
OA11	OA11-SD4852-2211FD	FD	48	52	1.03	1.44	2.77	39.80
OA11	OA11-SD5256-2211FD	FD	52	56	0.95	1.66	2.69	74.32
OA11	OA11-SD5660-2211FD	FD	56	60	1.20	1.69	2.74	40.63
OA11	OA11-SD6064-2211FD	FD	60	64	0.96	1.59	2.74	65.40
OA11	OA11-SD6468-2211FD	FD	64	68	1.40	1.95	2.72	39.37
OA12	OA12-SD0002-2211	N	0	2	0.89	1.46	2.72	64.77
OA12	OA12-SD0204-2211	N	2	4	1.00	1.55	2.72	55.21
OA12	OA12-SD0406-2211	N	4	6	1.15	1.74	2.67	51.67
OA12	OA12-SD0608-2211	N	6	8	1.08	1.69	2.66	57.20
OA12	OA12-SD0812-2211	N	8	12	0.91	1.76	2.76	93.79
OA12	OA12-SD1216-2211	N	12	16	0.86	1.54	2.62	78.46
OA12	OA12-SD1620-2211	N	16	20	1.07	1.59	2.73	48.21
OA12	OA12-SD2024-2211	N	20	24	1.25	1.75	2.69	39.37
OA12	OA12-SD2428-2211	N	24	28	1.36	1.86	2.70	36.54
OA12	OA12-SD2832-2211	N	28	32	1.40	1.88	2.72	34.04
OA12	OA12-SD3236-2211	N	32	36	1.37	1.87	2.80	36.48
OA12	OA12-SD3640-2211	N	36	40	1.33	1.87	2.67	40.73
OA12	OA12-SD4044-2211	N	40	44	1.38	1.87	2.79	35.84
OA12	OA12-SD0002-2211FD	FD	0	2	0.89	1.48	2.77	65.67

Table 2. Dry and Wet Density, Specific Gravity, and Moisture Results
Second MNR Report
Palos Verdes Shelf
Los Angeles County, California

Location ID	Sample ID	Sample Type	Start Depth (cm)	End Depth (cm)	Dry Density (g/cm^3)	Wet Density (g/cm^3)	Specific Gravity (unitless)	Moisture (%)
OA12	OA12-SD0204-2211FD	FD	2	4	0.96	1.52	2.62	57.43
OA12	OA12-SD0406-2211FD	FD	4	6	1.05	1.61	2.70	52.96
OA12	OA12-SD0608-2211FD	FD	6	8	1.01	1.54	2.69	52.00
OA12	OA12-SD0812-2211FD	FD	8	12	1.06	1.66	2.70	57.07
OA12	OA12-SD1216-2211FD	FD	12	16	0.78	1.45	2.65	85.56
OA12	OA12-SD1620-2211FD	FD	16	20	0.90	1.46	2.68	61.77
OA12	OA12-SD2024-2211FD	FD	20	24	1.22	1.78	2.78	46.19
OA12	OA12-SD2428-2211FD	FD	24	28	1.30	1.79	2.72	37.45
OA12	OA12-SD2832-2211FD	FD	28	32	1.48	2.03	2.70	36.97
OA12	OA12-SD3236-2211FD	FD	32	36	1.28	1.80	2.65	40.95
OA12	OA12-SD3640-2211FD	FD	36	40	1.35	1.75	2.70	29.77
OA12	OA12-SD4044-2211FD	FD	40	44	1.32	1.71	2.74	30.29
OA13	OA13-SD0002-2211	N	0	2	0.82	1.44	2.85	75.80
OA13	OA13-SD0204-2211	N	2	4	0.93	1.52	2.67	62.68
OA13	OA13-SD0406-2211	N	4	6	1.05	1.50	2.57	43.69
OA13	OA13-SD0608-2211	N	6	8	1.00	1.56	2.68	56.52
OA13	OA13-SD0812-2211	N	8	12	0.97	1.51	2.60	56.46
OA13	OA13-SD1216-2211	N	12	16	0.80	1.45	2.63	80.33
OA13	OA13-SD1620-2211	N	16	20	0.59	1.23	2.52	110.37
OA13	OA13-SD2024-2211	N	20	24	0.64	1.33	2.53	106.61
OA13	OA13-SD2428-2211	N	24	28	0.90	1.53	2.61	69.84
OA13	OA13-SD2832-2211	N	28	32	0.99	1.54	2.60	55.66
OA13	OA13-SD3236-2211	N	32	36	1.06	1.65	2.72	56.53
OA13	OA13-SD3640-2211	N	36	40	1.15	1.63	2.71	42.28
OA13	OA13-SD4044-2211	N	40	44	1.13	1.59	2.67	41.48
OA13	OA13-SD4448-2211	N	44	48	1.20	1.74	2.66	45.20
OA13	OA13-SD4852-2211	N	48	52	1.14	1.70	2.68	49.26
OA13	OA13-SD5256-2211	N	52	56	1.27	1.78	2.73	40.14
OA13	OA13-SD5660-2211	N	56	60	1.11	1.50	2.77	34.90
OA13	OA13-SD6064-2211	N	60	64	1.07	1.48	2.72	38.68
OA14	OA14-SD0002-2211	N	0	2	0.97	1.51	2.72	55.92
OA14	OA14-SD0204-2211	N	2	4	1.01	1.55	2.73	53.10
OA14	OA14-SD0406-2211	N	4	6	1.07	1.63	2.59	51.96
OA14	OA14-SD0608-2211	N	6	8	1.06	1.61	2.64	50.99
OA14	OA14-SD0812-2211	N	8	12	1.01	1.55	2.65	53.13
OA14	OA14-SD1216-2211	N	12	16	1.04	1.56	2.66	50.44
OA14	OA14-SD1620-2211	N	16	20	0.94	1.46	2.54	55.79
OA14	OA14-SD2024-2211	N	20	24	0.95	1.48	2.54	54.73
OA14	OA14-SD2428-2211	N	24	28	0.55	1.21	2.63	120.84
OA14	OA14-SD2832-2211	N	28	32	0.71	1.36	2.55	92.32
OA14	OA14-SD3236-2211	N	32	36	0.87	1.39	2.62	59.66
OA14	OA14-SD3640-2211	N	36	40	1.10	1.59	2.67	44.45
OA14	OA14-SD4044-2211	N	40	44	1.07	1.54	2.60	44.59
OA14	OA14-SD4448-2211	N	44	48	1.19	1.66	2.71	39.44
OA14	OA14-SD4852-2211	N	48	52	0.97	1.56	2.76	61.09
OA14	OA14-SD5256-2211	N	52	56	1.30	1.77	2.67	35.61
OA14	OA14-SD5660-2211	N	56	60	1.27	1.73	2.69	36.04
OA15	OA15-SD0002-2211	N	0	2	0.84	1.45	2.64	72.33
OA15	OA15-SD0204-2211	N	2	4	0.97	1.55	2.62	60.20
OA15	OA15-SD0406-2211	N	4	6	0.99	1.55	2.59	57.22
OA15	OA15-SD0608-2211	N	6	8	1.00	1.60	2.62	61.13
OA15	OA15-SD0812-2211	N	8	12	0.98	1.61	2.60	64.05
OA15	OA15-SD1216-2211	N	12	16	1.01	1.61	2.88	59.26
OA15	OA15-SD1620-2211	N	16	20	1.19	1.74	2.66	45.50
OA15	OA15-SD2024-2211	N	20	24	1.31	1.77	2.79	34.92

Table 2. Dry and Wet Density, Specific Gravity, and Moisture Results
Second MNR Report
Palos Verdes Shelf
Los Angeles County, California

Location ID	Sample ID	Sample Type	Start Depth (cm)	End Depth (cm)	Dry Density (g/cm^3)	Wet Density (g/cm^3)	Specific Gravity (unitless)	Moisture (%)
OA15	OA15-SD2428-2211	N	24	28	1.17	1.71	2.66	45.54
OA15	OA15-SD2832-2211	N	28	32	1.15	1.62	2.72	41.40
OA15	OA15-SD3236-2211	N	32	36	1.15	1.67	2.67	45.19
OA15	OA15-SD3640-2211	N	36	40	1.17	1.65	2.70	40.64
OA15	OA15-SD4044-2211	N	40	44	1.17	1.69	2.76	44.53
OA15	OA15-SD4448-2211	N	44	48	1.16	1.66	2.72	42.83
OA15	OA15-SD4852-2211	N	48	52	1.17	1.69	2.69	44.07
OA16	OA16-SD0002-2211	N	0	2	0.78	1.44	2.64	84.91
OA16	OA16-SD0204-2211	N	2	4	0.95	1.51	2.63	59.64
OA16	OA16-SD0406-2211	N	4	6	0.99	1.62	2.29	64.54
OA16	OA16-SD0608-2211	N	6	8	0.87	1.47	2.55	67.69
OA16	OA16-SD0812-2211	N	8	12	0.87	1.50	2.60	72.24
OA16	OA16-SD1216-2211	N	12	16	0.91	1.47	2.63	61.63
OA16	OA16-SD1620-2211	N	16	20	0.98	1.60	2.68	63.05
OA16	OA16-SD2024-2211	N	20	24	1.06	1.68	2.68	58.19
OA16	OA16-SD2428-2211	N	24	28	1.10	1.69	2.78	53.56
OA16	OA16-SD2832-2211	N	28	32	1.25	1.72	2.69	37.08
OA16	OA16-SD3236-2211	N	32	36	1.12	1.74	2.69	55.47
OA16	OA16-SD3640-2211	N	36	40	1.20	1.62	2.70	35.09
OA16	OA16-SD4044-2211	N	40	44	1.27	1.73	2.77	35.78
OA16	OA16-SD4448-2211	N	44	48	1.24	1.78	2.74	42.77
OA16	OA16-SD4852-2211	N	48	52	1.28	1.73	2.78	34.88
OA16	OA16-SD0002-2211FD	FD	0	2	0.81	1.38	2.62	70.34
OA16	OA16-SD0204-2211FD	FD	2	4	0.95	1.54	2.85	62.60
OA16	OA16-SD0406-2211FD	FD	4	6	0.89	1.55	2.82	74.34
OA16	OA16-SD0608-2211FD	FD	6	8	0.77	1.37	2.46	76.56
OA16	OA16-SD0812-2211FD	FD	8	12	0.90	1.49	2.67	65.91
OA16	OA16-SD1216-2211FD	FD	12	16	1.01	1.51	2.67	50.06
OA16	OA16-SD1620-2211FD	FD	16	20	1.22	1.71	2.68	40.62
OA16	OA16-SD2024-2211FD	FD	20	24	1.29	1.77	2.71	37.03
OA16	OA16-SD2428-2211FD	FD	24	28	1.26	1.74	2.68	38.31
OA16	OA16-SD2832-2211FD	FD	28	32	1.29	1.75	2.76	35.56
OA16	OA16-SD3236-2211FD	FD	32	36	1.33	1.79	2.70	34.97
OA16	OA16-SD3640-2211FD	FD	36	40	1.31	1.79	2.71	36.65
OA17	OA17-SD0002-2211	N	0	2	1.00	1.61	2.56	60.61
OA17	OA17-SD0204-2211	N	2	4	1.10	1.66	2.58	50.59
OA17	OA17-SD0406-2211	N	4	6	0.93	1.58	2.67	71.06
OA17	OA17-SD0608-2211	N	6	8	0.86	1.44	2.87	67.47
OA17	OA17-SD0812-2211	N	8	12	0.90	1.50	2.64	65.86
OA17	OA17-SD1216-2211	N	12	16	1.15	1.67	2.75	44.88
OA17	OA17-SD1620-2211	N	16	20	1.22	1.73	2.68	42.21
OA17	OA17-SD2024-2211	N	20	24	1.20	1.70	2.63	41.26
OA17	OA17-SD2428-2211	N	24	28	1.28	1.79	2.79	39.67
OA17	OA17-SD2832-2211	N	28	32	1.22	1.70	2.71	39.06
OA17	OA17-SD3236-2211	N	32	36	1.31	1.81	2.76	37.97
OA17	OA17-SD3640-2211	N	36	40	1.33	1.85	2.71	39.15
OA17	OA17-SD4044-2211	N	40	44	1.17	1.68	2.60	43.39
OA18	OA18-SD0002-2211	N	0	2	0.81	1.45	2.93	78.82
OA18	OA18-SD0204-2211	N	2	4	0.95	1.55	2.56	63.61
OA18	OA18-SD0406-2211	N	4	6	1.03	1.59	2.66	55.27
OA18	OA18-SD0608-2211	N	6	8	0.95	1.59	2.61	67.58
OA18	OA18-SD0812-2211	N	8	12	0.90	1.53	2.64	70.99
OA18	OA18-SD1216-2211	N	12	16	0.84	1.46	2.61	74.07
OA18	OA18-SD1620-2211	N	16	20	0.91	1.46	2.71	59.84
OA18	OA18-SD2024-2211	N	20	24	1.06	1.63	2.68	53.72

Table 2. Dry and Wet Density, Specific Gravity, and Moisture Results
Second MNR Report
Palos Verdes Shelf
Los Angeles County, California

Location ID	Sample ID	Sample Type	Start Depth (cm)	End Depth (cm)	Dry Density (g/cm^3)	Wet Density (g/cm^3)	Specific Gravity (unitless)	Moisture (%)
OA18	OA18-SD2428-2211	N	24	28	1.19	1.73	2.70	45.31
OA18	OA18-SD2832-2211	N	28	32	1.38	1.92	2.70	39.10
OA19	OA19-SD0002-2211	N	0	2	0.79	1.49	2.43	88.04
OA19	OA19-SD0204-2211	N	2	4	1.06	1.64	2.63	54.00
OA19	OA19-SD0406-2211	N	4	6	1.10	1.70	2.60	54.98
OA19	OA19-SD0608-2211	N	6	8	1.10	1.64	2.64	49.31
OA19	OA19-SD0812-2211	N	8	12	0.87	1.62	2.67	85.79
OA19	OA19-SD1216-2211	N	12	16	1.01	1.60	2.66	58.09
OA19	OA19-SD1620-2211	N	16	20	1.04	1.60	2.73	53.63
OA19	OA19-SD2024-2211	N	20	24	1.09	1.59	2.69	45.34
OA19	OA19-SD2428-2211	N	24	28	1.21	1.72	2.74	42.17
OA19	OA19-SD2832-2211	N	28	32	1.34	1.80	2.73	35.01
OA19	OA19-SD3236-2211	N	32	36	1.26	1.77	2.79	40.28
OA19	OA19-SD3640-2211	N	36	40	1.08	1.58	2.76	46.08
OA19	OA19-SD4044-2211	N	40	44	1.34	1.87	2.72	38.82
OA19	OA19-SD4448-2211	N	44	48	1.27	1.65	2.66	30.15
OA19	OA19-SD4852-2211	N	48	52	1.37	1.81	2.73	31.65
OA20	OA20-SD0002-2211	N	0	2	0.98	1.52	2.71	54.54
OA20	OA20-SD0204-2211	N	2	4	1.11	1.61	2.51	45.13
OA20	OA20-SD0406-2211	N	4	6	1.15	1.63	2.73	42.46
OA20	OA20-SD0608-2211	N	6	8	1.16	1.69	2.69	45.74
OA20	OA20-SD0812-2211	N	8	12	1.10	1.58	2.71	43.75
OA20	OA20-SD1216-2211	N	12	16	1.13	1.62	2.69	43.55
OA20	OA20-SD1620-2211	N	16	20	1.19	1.68	2.71	41.12
OA20	OA20-SD2024-2211	N	20	24	1.20	1.71	2.88	42.06
OA20	OA20-SD2428-2211	N	24	28	1.29	1.77	2.73	37.54
OA20	OA20-SD2832-2211	N	28	32	1.25	1.77	2.65	41.00
OA21	OA21-SD0002-2211	N	0	2	1.01	1.62	2.63	59.86
OA21	OA21-SD0204-2211	N	2	4	1.08	1.63	2.71	50.71
OA21	OA21-SD0406-2211	N	4	6	1.26	1.88	2.54	49.66
OA21	OA21-SD0608-2211	N	6	8	1.03	1.58	2.70	53.02
OA21	OA21-SD0812-2211	N	8	12	1.15	1.71	2.66	48.52
OA21	OA21-SD1216-2211	N	12	16	0.99	1.69	2.66	71.42
OA21	OA21-SD1620-2211	N	16	20	1.22	1.77	2.75	44.65
OA21	OA21-SD2024-2211	N	20	24	1.45	2.00	2.62	38.03
OA21	OA21-SD2428-2211	N	24	28	1.46	1.95	2.74	33.67
OA22	OA22-SD0002-2211	N	0	2	1.07	1.66	2.57	54.87
OA22	OA22-SD0204-2211	N	2	4	1.08	1.59	2.72	47.22
OA22	OA22-SD0406-2211	N	4	6	1.14	1.69	2.71	48.38
OA22	OA22-SD0608-2211	N	6	8	1.11	1.63	2.62	46.37
OA22	OA22-SD0812-2211	N	8	12	0.92	1.48	2.81	60.91
OA22	OA22-SD1216-2211	N	12	16	1.04	1.64	2.62	56.67
OA22	OA22-SD1620-2211	N	16	20	0.91	1.57	2.70	71.91
OA22	OA22-SD2024-2211	N	20	24	1.18	1.78	2.70	51.50
OA22	OA22-SD2428-2211	N	24	28	1.28	1.77	2.76	37.79
OA22	OA22-SD2832-2211	N	28	32	1.31	1.79	2.77	36.95
OA22	OA22-SD3236-2211	N	32	36	1.37	1.94	2.75	41.42
OA22	OA22-SD3640-2211	N	36	40	1.35	1.82	2.73	34.57
OA22	OA22-SD4044-2211	N	40	44	1.36	1.79	2.74	32.22
OA22	OA22-SD0002-2211FD	FD	0	2	0.90	1.49	2.66	65.81
OA22	OA22-SD0204-2211FD	FD	2	4	1.15	1.67	2.61	45.16
OA22	OA22-SD0406-2211FD	FD	4	6	1.18	1.70	2.58	43.66
OA22	OA22-SD0608-2211FD	FD	6	8	1.19	1.73	2.67	45.18
OA22	OA22-SD0812-2211FD	FD	8	12	1.16	1.70	2.67	46.61
OA22	OA22-SD1216-2211FD	FD	12	16	1.16	1.75	2.69	50.60

Table 2. Dry and Wet Density, Specific Gravity, and Moisture Results
Second MNR Report
Palos Verdes Shelf
Los Angeles County, California

Location ID	Sample ID	Sample Type	Start Depth (cm)	End Depth (cm)	Dry Density (g/cm^3)	Wet Density (g/cm^3)	Specific Gravity (unitless)	Moisture (%)
OA22	OA22-SD1620-2211FD	FD	16	20	1.14	1.70	2.65	49.52
OA22	OA22-SD2024-2211FD	FD	20	24	1.30	1.76	2.78	35.97
OA22	OA22-SD2428-2211FD	FD	24	28	1.28	1.75	2.72	36.84
OA22	OA22-SD2832-2211FD	FD	28	32	1.27	1.75	2.68	38.52
OA22	OA22-SD3236-2211FD	FD	32	36	1.31	1.80	2.74	37.87
OA23	OA23-SD0002-2211	N	0	2	1.19	1.76	2.74	47.57
OA23	OA23-SD0204-2211	N	2	4	1.18	1.74	2.70	47.44
OA23	OA23-SD0406-2211	N	4	6	1.12	1.62	2.78	43.83
OA23	OA23-SD0608-2211	N	6	8	1.22	1.79	2.66	46.84
OA23	OA23-SD0812-2211	N	8	12	1.23	1.80	2.66	45.98
OA23	OA23-SD1216-2211	N	12	16	1.15	1.74	2.70	51.26
OA23	OA23-SD1620-2211	N	16	20	1.16	1.69	2.65	45.26
OA23	OA23-SD2024-2211	N	20	24	1.14	1.71	2.66	49.88
OA23	OA23-SD2428-2211	N	24	28	0.96	1.56	2.57	62.95
OA23	OA23-SD2832-2211	N	28	32	1.10	1.72	2.67	55.67
OA23	OA23-SD3236-2211	N	32	36	1.16	1.68	2.67	45.55
OA23	OA23-SD3640-2211	N	36	40	1.25	1.82	2.66	46.09
OA23	OA23-SD4044-2211	N	40	44	1.20	1.75	2.79	45.01
OA23	OA23-SD4448-2211	N	44	48	1.32	1.82	2.74	37.28
OA24	OA24-SD0002-2211	N	0	2	1.15	1.75	2.65	52.98
OA24	OA24-SD0204-2211	N	2	4	1.16	1.70	2.67	46.89
OA24	OA24-SD0406-2211	N	4	6	1.22	1.71	2.71	39.81
OA24	OA24-SD0608-2211	N	6	8	1.11	1.64	2.76	48.09
OA24	OA24-SD0812-2211	N	8	12	1.09	1.57	2.75	44.48
OA24	OA24-SD1216-2211	N	12	16	1.25	1.75	2.71	40.36
OA24	OA24-SD1620-2211	N	16	20	1.37	1.83	2.73	33.21
OA24	OA24-SD2024-2211	N	20	24	1.38	1.83	2.73	31.87
OA25	OA25-SD0002-2211	N	0	2	1.03	1.59	2.77	54.35
OA25	OA25-SD0204-2211	N	2	4	1.32	1.80	2.75	36.77
OA25	OA25-SD0406-2211	N	4	6	1.25	1.72	2.72	37.93
OA25	OA25-SD0608-2211	N	6	8	1.20	1.69	2.69	41.12
OA25	OA25-SD0812-2211	N	8	12	1.27	1.80	2.67	41.61
OA25	OA25-SD1216-2211	N	12	16	1.22	1.72	2.71	40.85
OA25	OA25-SD1620-2211	N	16	20	1.28	1.77	2.73	38.56
OA25	OA25-SD2024-2211	N	20	24	1.30	1.80	2.72	38.79
OA25	OA25-SD2428-2211	N	24	28	1.15	1.61	2.68	40.07
OA26	OA26-SD0002-2211	N	0	2	0.48	1.31	2.44	170.46
OA26	OA26-SD0204-2211	N	2	4	0.77	1.43	2.70	84.41
OA26	OA26-SD0406-2211	N	4	6	0.80	1.46	2.75	82.87
OA26	OA26-SD0608-2211	N	6	8	0.83	1.44	2.53	73.70
OA26	OA26-SD0812-2211	N	8	12	0.87	1.51	2.60	74.90
OA26	OA26-SD1216-2211	N	12	16	0.74	1.42	2.75	92.58
OA26	OA26-SD1620-2211	N	16	20	0.60	1.33	2.79	120.32
OA26	OA26-SD2024-2211	N	20	24	0.67	1.32	2.64	97.53
OA26	OA26-SD2428-2211	N	24	28	0.60	1.32	2.61	118.92
OA26	OA26-SD2832-2211	N	28	32	0.45	1.20	2.52	163.97
OA26	OA26-SD3236-2211	N	32	36	0.50	1.35	2.45	171.05
OA26	OA26-SD3640-2211	N	36	40	0.56	1.25	2.52	121.97
OA26	OA26-SD4044-2211	N	40	44	0.64	1.34	2.52	108.69
OA26	OA26-SD4448-2211	N	44	48	0.83	1.40	2.71	68.49
OA26	OA26-SD4852-2211	N	48	52	1.07	1.66	2.71	55.13
OA26	OA26-SD5256-2211	N	52	56	1.05	1.64	2.71	55.80
OA26	OA26-SD5660-2211	N	56	60	1.14	1.75	2.83	53.30
OA26	OA26-SD6064-2211	N	60	64	1.21	1.79	2.73	48.47
OA26	OA26-SD6468-2211	N	64	68	1.26	1.76	2.78	40.08

Table 2. Dry and Wet Density, Specific Gravity, and Moisture Results
Second MNR Report
Palos Verdes Shelf
Los Angeles County, California

Location ID	Sample ID	Sample Type	Start Depth (cm)	End Depth (cm)	Dry Density (g/cm^3)	Wet Density (g/cm^3)	Specific Gravity (unitless)	Moisture (%)
OA27	OA27-SD0002-2211	N	0	2	0.78	1.40	2.49	78.02
OA27	OA27-SD0204-2211	N	2	4	1.07	1.61	2.72	51.03
OA27	OA27-SD0406-2211	N	4	6	1.17	1.81	2.75	54.69
OA27	OA27-SD0608-2211	N	6	8	1.25	1.90	2.79	51.19
OA27	OA27-SD0812-2211	N	8	12	1.31	1.91	2.72	45.91
OA27	OA27-SD1216-2211	N	12	16	1.27	1.87	2.53	47.87
OA27	OA27-SD1620-2211	N	16	20	0.81	1.42	2.49	74.50
OA27	OA27-SD2024-2211	N	20	24	0.78	1.37	2.31	75.26
OA27	OA27-SD2428-2211	N	24	28	0.70	1.33	2.40	89.03
OA28	OA28-SD0002-2211	N	0	2	0.80	1.48	2.56	85.63
OA28	OA28-SD0204-2211	N	2	4	0.88	1.51	2.65	72.24
OA28	OA28-SD0406-2211	N	4	6	0.92	1.54	2.70	67.26
OA28	OA28-SD0608-2211	N	6	8	0.90	1.56	2.78	74.48
OA28	OA28-SD0812-2211	N	8	12	0.92	1.46	2.78	58.29
OA28	OA28-SD1216-2211	N	12	16	0.79	1.57	2.63	99.54
OA28	OA28-SD1620-2211	N	16	20	0.80	1.36	2.68	69.43
OA28	OA28-SD2024-2211	N	20	24	1.10	1.62	2.66	46.24
OA28	OA28-SD2428-2211	N	24	28	1.17	1.73	2.76	48.22
OA28	OA28-SD2832-2211	N	28	32	1.24	1.75	2.82	40.85
OA28	OA28-SD3236-2211	N	32	36	1.17	1.65	2.84	41.27
OA28	OA28-SD3640-2211	N	36	40	1.22	1.71	2.74	39.84
OA28	OA28-SD4044-2211	N	40	44	1.29	1.79	2.70	38.19
OA28	OA28-SD4448-2211	N	44	48	1.19	1.60	2.75	34.72
OA28	OA28-SD4852-2211	N	48	52	1.26	1.78	2.64	41.38
OA29	OA29-SD0002-2211	N	0	2	0.50	1.26	2.58	154.66
OA29	OA29-SD0204-2211	N	2	4	0.81	1.48	2.72	83.46
OA29	OA29-SD0406-2211	N	4	6	0.81	1.44	2.73	78.15
OA29	OA29-SD0608-2211	N	6	8	0.85	1.49	2.80	74.59
OA29	OA29-SD0812-2211	N	8	12	0.96	1.56	2.64	62.11
OA29	OA29-SD1216-2211	N	12	16	1.07	1.64	2.84	54.41
OA29	OA29-SD1620-2211	N	16	20	1.06	1.60	2.67	51.84
OA29	OA29-SD2024-2211	N	20	24	1.09	1.68	2.74	53.66
OA29	OA29-SD2428-2211	N	24	28	1.15	1.75	2.69	51.72
OA29	OA29-SD2832-2211	N	28	32	1.18	1.69	2.24	43.76
OA29	OA29-SD3236-2211	N	32	36	1.26	1.79	2.64	42.20
OA29	OA29-SD3640-2211	N	36	40	1.22	1.72	2.55	41.32
OA29	OA29-SD4044-2211	N	40	44	1.28	1.79	2.71	39.74
OA29	OA29-SD4448-2211	N	44	48	1.29	1.80	2.70	39.31
OA29	OA29-SD4852-2211	N	48	52	1.28	1.75	2.74	37.00
OA30	OA30-SD0002-2211	N	0	2	0.84	1.47	2.41	75.70
OA30	OA30-SD0204-2211	N	2	4	1.00	1.58	2.62	58.24
OA30	OA30-SD0406-2211	N	4	6	1.02	1.58	2.59	54.37
OA30	OA30-SD0608-2211	N	6	8	1.00	1.58	2.52	57.48
OA30	OA30-SD0812-2211	N	8	12	1.01	1.58	2.63	56.61
OA30	OA30-SD1216-2211	N	12	16	0.96	1.54	2.61	59.64
OA30	OA30-SD1620-2211	N	16	20	0.92	1.53	2.76	66.54
OA30	OA30-SD2024-2211	N	20	24	0.83	1.45	2.62	74.45
OA30	OA30-SD2428-2211	N	24	28	0.79	1.40	2.59	75.95
OA30	OA30-SD2832-2211	N	28	32	0.73	1.41	2.52	94.28
OA30	OA30-SD3236-2211	N	32	36	0.73	1.38	2.43	89.22
OA30	OA30-SD3640-2211	N	36	40	0.75	1.43	2.62	90.59
OA30	OA30-SD4044-2211	N	40	44	1.00	1.65	2.76	64.79
OA30	OA30-SD4448-2211	N	44	48	1.07	1.62	2.55	51.71
OA30	OA30-SD4852-2211	N	48	52	1.20	1.72	2.67	43.56
OA30	OA30-SD5256-2211	N	52	56	1.24	1.75	2.62	41.96

Table 2. Dry and Wet Density, Specific Gravity, and Moisture Results
Second MNR Report
Palos Verdes Shelf
Los Angeles County, California

Location ID	Sample ID	Sample Type	Start Depth (cm)	End Depth (cm)	Dry Density (g/cm^3)	Wet Density (g/cm^3)	Specific Gravity (unitless)	Moisture (%)
OA30	OA30-SD5660-2211	N	56	60	1.34	1.79	2.60	33.96
OA31	OA31-SD0002-2211	N	0	2	0.87	1.48	2.54	69.99
OA31	OA31-SD0204-2211	N	2	4	1.04	1.61	2.59	54.86
OA31	OA31-SD0406-2211	N	4	6	1.04	1.63	2.66	57.01
OA31	OA31-SD0608-2211	N	6	8	0.95	1.52	2.32	60.56
OA31	OA31-SD0812-2211	N	8	12	0.87	1.52	2.50	73.99
OA31	OA31-SD1216-2211	N	12	16	0.77	1.42	2.72	85.42
OA31	OA31-SD1620-2211	N	16	20	0.62	1.29	2.51	108.86
OA31	OA31-SD2024-2211	N	20	24	0.56	1.28	2.41	130.98
OA31	OA31-SD2428-2211	N	24	28	0.61	1.30	2.37	112.33
OA31	OA31-SD2832-2211	N	28	32	1.02	1.57	2.74	53.81
OA31	OA31-SD3236-2211	N	32	36	1.28	1.79	2.74	40.26
OA31	OA31-SD3640-2211	N	36	40	1.31	1.80	2.71	37.50
OA31	OA31-SD4044-2211	N	40	44	1.26	1.75	2.69	39.38
OA31	OA31-SD4448-2211	N	44	48	1.16	1.67	2.63	44.28
OA31	OA31-SD4852-2211	N	48	52	1.16	1.72	2.57	47.94
OA31	OA31-SD5256-2211	N	52	56	1.27	1.74	2.56	36.47
OA32	OA32-SD0002-2211	N	0	2	0.97	1.50	2.74	54.94
OA32	OA32-SD0204-2211	N	2	4	0.98	1.57	2.61	61.00
OA32	OA32-SD0406-2211	N	4	6	1.00	1.58	2.50	57.28
OA32	OA32-SD0608-2211	N	6	8	0.86	1.52	2.50	77.24
OA32	OA32-SD0812-2211	N	8	12	0.83	1.51	2.43	80.90
OA32	OA32-SD1216-2211	N	12	16	0.80	1.45	2.77	79.85
OA32	OA32-SD1620-2211	N	16	20	1.00	1.55	2.55	54.41
OA32	OA32-SD2024-2211	N	20	24	1.18	1.76	2.62	49.40
OA32	OA32-SD2428-2211	N	24	28	1.26	1.75	2.70	38.99
OA32	OA32-SD2832-2211	N	28	32	1.37	1.92	2.76	39.54
OA32	OA32-SD3236-2211	N	32	36	1.34	1.83	2.71	36.90
OA32	OA32-SD3640-2211	N	36	40	1.26	1.78	2.78	40.62
OA32	OA32-SD4044-2211	N	40	44	1.27	1.74	2.77	36.35
OA33	OA33-SD0002-2211	N	0	2	0.96	1.60	2.66	66.21
OA33	OA33-SD0204-2211	N	2	4	1.25	1.76	2.71	40.09
OA33	OA33-SD0406-2211	N	4	6	1.27	1.76	2.55	38.67
OA33	OA33-SD0608-2211	N	6	8	1.27	1.75	2.58	37.91
OA33	OA33-SD0812-2211	N	8	12	1.35	1.87	2.67	38.84
OA33	OA33-SD1216-2211	N	12	16	1.23	1.73	2.68	40.43
OA33	OA33-SD1620-2211	N	16	20	1.37	1.83	2.69	34.08
OA33	OA33-SD2024-2211	N	20	24	1.28	1.75	2.67	37.22
OA33	OA33-SD2428-2211	N	24	28	1.32	1.78	2.82	34.07
OA33	OA33-SD2832-2211	N	28	32	1.31	1.76	2.64	34.51
OA33	OA33-SD3236-2211	N	32	36	1.24	1.70	2.73	36.57
OA34	OA34-SD0002-2211	N	0	2	0.98	1.51	2.44	54.83
OA34	OA34-SD0204-2211	N	2	4	0.97	1.50	2.58	54.67
OA34	OA34-SD0406-2211	N	4	6	0.92	1.45	2.52	58.68
OA34	OA34-SD0608-2211	N	6	8	0.99	1.45	2.74	46.78
OA34	OA34-SD0812-2211	N	8	12	0.91	1.53	2.63	67.96
OA34	OA34-SD1216-2211	N	12	16	1.04	1.65	2.70	59.26
OA34	OA34-SD1620-2211	N	16	20	1.16	1.66	2.70	43.26
OA34	OA34-SD2024-2211	N	20	24	1.14	1.64	2.62	44.33
OA34	OA34-SD2428-2211	N	24	28	1.17	1.68	2.70	43.64
OA34	OA34-SD2832-2211	N	28	32	1.22	1.71	2.67	40.47
OA34	OA34-SD3236-2211	N	32	36	1.25	1.76	2.71	40.25
OA34	OA34-SD3640-2211	N	36	40	1.32	1.83	2.73	38.45
OA34	OA34-SD4044-2211	N	40	44	1.30	1.84	2.68	41.50
OA34	OA34-SD4448-2211	N	44	48	1.34	1.83	2.80	36.71

Table 2. Dry and Wet Density, Specific Gravity, and Moisture Results
Second MNR Report
Palos Verdes Shelf
Los Angeles County, California

Location ID	Sample ID	Sample Type	Start Depth (cm)	End Depth (cm)	Dry Density (g/cm^3)	Wet Density (g/cm^3)	Specific Gravity (unitless)	Moisture (%)
OA35	OA35-SD0002-2211	N	0	2	0.88	1.51	2.55	71.56
OA35	OA35-SD0204-2211	N	2	4	0.95	1.56	2.61	63.31
OA35	OA35-SD0406-2211	N	4	6	1.00	1.60	2.51	58.95
OA35	OA35-SD0608-2211	N	6	8	0.91	1.50	2.75	65.33
OA35	OA35-SD0812-2211	N	8	12	0.95	1.53	2.63	61.19
OA35	OA35-SD1216-2211	N	12	16	1.04	1.57	2.75	51.53
OA35	OA35-SD1620-2211	N	16	20	1.14	1.62	2.69	41.72
OA35	OA35-SD2024-2211	N	20	24	1.28	1.77	2.77	37.54
OA35	OA35-SD2428-2211	N	24	28	1.31	1.82	2.69	39.63
OA35	OA35-SD2832-2211	N	28	32	1.38	1.85	2.67	34.08
OA35	OA35-SD3236-2211	N	32	36	1.27	1.71	2.71	34.91

FD = field duplicate

N = normal

Appendix F
DDT Data - Sediment

Table 1. Sediment DDT Results
Second MNR Report
Palos Verdes Shelf
Los Angeles County, California

Location ID	Sample ID	Top of Sample (cm)	Bottom of Sample (cm)	o,p'-DDD	Q	o,p'-DDE	Q	o,p'-DDT	Q	p,p'-DDD	Q	p,p'-DDE	Q	p,p'-DDT	Q	Total DDTs	Q	p,p'-DDMU	Q	p,p'-DDNU	Q	Total DDT Compounds	Q
BA1B	BA1B-SD0002-2211	0	2	**18**	**J**	**100**		5.4	U	**49**		**650**		**140**		**960**	**J**	**190**		10	U	**1100**	**J**
BA1B	BA1B-SD0204-2211	2	4	**20**	**J**	**88**		4.3	U	**48**		**610**		23	U	**770**	**J**	**190**		**14**	**J**	**970**	**J**
BA1B	BA1B-SD0406-2211	4	6	**23**	**J**	**110**		10	U	**61**		**770**		**140**		**1100**	**J**	**270**		19	U	**1400**	**J**
BA1B	BA1B-SD0608-2211	6	8	**36**	**J**	**170**		9.2	U	**81**		**1300**		49	U	**1600**	**J**	**530**		**41**	**J**	**2200**	**J**
BA1B	BA1B-SD0812-2211	8	12	**11**	**J**	**49**		2.4	U	**23**		**330**		13	U	**410**	**J**	**120**		**7.6**	**J**	**540**	**J**
BA1B	BA1B-SD1216-2211	12	16	**4.4**	**J**	**18**		0.97	U	**11**		**130**		**7.4**		**170**	**J**	**60**		**5.6**		**240**	**J**
BA1B	BA1B-SD1620-2211	16	20	**0.76**	**J**	**4.3**		0.24	U	**2.4**		**26**		**1.8**		**35**	**J**	**11**		**1.1**	**J**	**47**	**J**
BA1B	BA1B-SD2024-2211	20	24	**0.48**		**2.2**		0.048	U	**1.3**		**11**		0.26	U	**15**		**3.8**		**0.6**		**19**	
BA1B	BA1B-SD2428-2211	24	28	0.051	U	**0.15**	**J**	0.05	U	**0.11**	**J**	**0.77**		0.27	U	**1**	**J**	**0.28**		0.094	U	**1.3**	**J**
BA1B	BA1B-SD2832-2211	28	32	0.21	U	0.16	U	0.2	U	0.21	U	0.1	U	1.1	U	0	U	0.38	U	0.38	U	0	U
BA1B	BA1B-SD3236-2211	32	36	0.2	U	0.15	U	0.19	U	0.2	U	**0.8**	**J**	1	U	**0.8**	**J**	**0.72**	**J**	0.37	U	**1.5**	**J**
BA1B	BA1B-SD3640-2211	36	40	0.2	U	0.15	U	0.19	U	0.19	U	0.097	U	1	U	0	U	0.36	U	0.36	U	0	U
BA1B	BA1B-SD4044-2211	40	42	0.05	U	0.038	U	0.049	U	0.05	U	0.025	U	0.26	U	0	U	0.092	U	0.092	U	0	U
BA1C	BA1C-SD0002-2211	0	2	**10**	**J**	**110**		2.5	U	**27**		**620**		13	U	**770**	**J**	**550**		**40**		**1400**	**J**
BA1C	BA1C-SD0204-2211	2	4	**18**	**J**	**110**		5.1	U	**38**		**840**		27	U	**1000**	**J**	**580**		**21**	**J**	**1600**	**J**
BA1C	BA1C-SD0406-2211	4	6	**9.9**	**J**	**130**		4.4	U	**33**		**860**		23	U	**1000**	**J**	**500**		**25**		**1600**	**J**
BA1C	BA1C-SD0608-2211	6	8	**12**	**J**	**140**		**4.7**	**J**	**35**		**910**		24	U	**1100**	**J**	**550**		**21**	**J**	**1700**	**J**
BA1C	BA1C-SD0812-2211	8	12	**12**	**J**	**79**		2.9	U	**16**		**500**		16	U	**610**	**J**	**310**		**12**	**J**	**930**	**J**
BA1C	BA1C-SD1216-2211	12	16	**11**	**J**	**84**		2.8	U	**20**		**540**		15	U	**660**	**J**	**410**		**15**		**1100**	**J**
BA1C	BA1C-SD1620-2211	16	20	**20**	**J**	**130**		6	U	**24**	**J**	**790**		32	U	**960**	**J**	**890**		**52**		**1900**	**J**
BA1C	BA1C-SD2024-2211	20	24	89	U	**350**		84	U	**94**	**J**	**2100**		140	U	**2500**	**J**	**4000**		150	U	**6500**	**J**
BA1C	BA1C-SD2428-2211	24	28	**13**	**J**	**56**		7.7	U	**36**		**360**		**100**		**570**	**J**	**530**		**33**		**1100**	**J**
BA1C	BA1C-SD2832-2211	28	32	**15**		**62**		7.7	U	**29**		**370**		**13**	**J**	**490**	**J**	**540**		**27**		**1100**	**J**
BA1C	BA1C-SD3236-2211	32	36	8	U	**38**		7.5	U	**9.8**	**J**	**230**		12	U	**280**	**J**	**350**		**24**		**650**	**J**
BA1C	BA1C-SD3640-2211	36	40	11	U	**76**		10	U	**20**	**J**	**440**		17	U	**540**	**J**	**580**		**55**		**1200**	**J**
BA1C	BA1C-SD4044-2211	40	44	1.5	U	**10**		1.4	U	**3.1**		**70**		2.3	U	**83**		**56**		**3.8**		**140**	
BA1C	BA1C-SD4448-2211	44	46	**2**	**J**	**12**		1.4	U	**5.2**		**78**		**29**		**130**	**J**	**61**		**6.5**		**190**	**J**
BA1DC	BA1DC-SD0002-2211	0	2	**5**	**J**	**30**		3.1	U	**9.8**		**240**		5.1	U	**280**	**J**	**110**		5.7	U	**390**	**J**
BA1DC	BA1DC-SD0204-2211	2	4	5.8	U	**39**		5.5	U	**13**		**300**		9	U	**350**		**140**		10	U	**490**	
BA1DC	BA1DC-SD0406-2211	4	6	**6.5**	**J**	**44**		5.2	U	**12**		**330**		8.6	U	**390**	**J**	**160**		9.6	U	**550**	**J**
BA1DC	BA1DC-SD0608-2211	6	8	**6.8**	**J**	**48**		5.3	U	**13**		**360**		8.7	U	**430**	**J**	**220**		**13**		**660**	**J**
BA1DC	BA1DC-SD0812-2211	8	12	28	U	**130**		27	U	**36**	**J**	**940**		44	U	**1100**	**J**	**590**		49	U	**1700**	**J**
BA1DC	BA1DC-SD1216-2211	12	16	7.7	U	**41**		7.3	U	**11**	**J**	**270**		12	U	**320**	**J**	**350**		**19**		**690**	**J**
BA1DC	BA1DC-SD1620-2211	16	20	30	U	**130**		29	U	**45**	**J**	**960**		47	U	**1100**	**J**	**2000**		53	U	**3100**	**J**
BA1DC	BA1DC-SD2024-2211	20	24	**4.4**	**J**	**32**		2.8	U	**10**		**210**		4.6	U	**260**	**J**	**700**		**15**		**970**	**J**
BA2B	BA2B-SD0002-2211	0	2	**17**		**88**		6.9	U	**52**		**600**		11	U	**760**		**190**		**13**	**J**	**960**	**J**
BA2B	BA2B-SD0204-2211	2	4	**29**		**150**		13	U	**74**		**1300**		22	U	**1600**		**380**		**32**		**2000**	
BA2B	BA2B-SD0406-2211	4	6	**44**		**210**		12	U	**98**		**1200**		**140**		**1700**		**610**		**58**		**2400**	
BA2B	BA2B-SD0608-2211	6	8	**41**		**170**		12	U	**91**		**1100**		**250**		**1700**		**610**		**48**		**2300**	
BA2B	BA2B-SD0812-2211	8	12	**3.8**		**21**		1.4	U	**9.1**		**100**		2.2	U	**130**		**51**		**7.6**		**190**	
BA2B	BA2B-SD1216-2211	12	16	**6.9**	**J**	**32**		2.1	U	**17**		**230**		11	U	**290**	**J**	**60**		4	U	**350**	**J**
BA2B	BA2B-SD1620-2211	16	18	**1.8**	**J**	**11**		0.51	U	**5.2**		**82**		2.7	U	**100**	**J**	**22**		**1.6**	**J**	**120**	**J**
BA2B	BA2B-SD0002-2211FD	0	2	**23**	**J**	**120**		5.2	U	**74**		**870**		**78**		**1200**	**J**	**290**		**14**	**J**	**1500**	**J**
BA2B	BA2B-SD0204-2211FD	2	4	**26**	**J**	**150**		10	U	**93**		**1000**		**75**		**1300**	**J**	**400**		19	U	**1700**	**J**
BA2B	BA2B-SD0406-2211FD	4	6	**27**		**170**		4.2	UJ	**79**		**930**		22	UJ	**1200**		**430**		**24**		**1700**	
BA2B	BA2B-SD0608-2211FD	6	8	**28**		**140**		4.5	U	**64**		**940**		24	U	**1200**		**300**		**19**	**J**	**1500**	**J**
BA2B	BA2B-SD0812-2211FD	8	12	**23**		**120**		**6.1**	**J**	**51**		**790**		**23**		**1000**	**J**	**300**		**21**	**J**	**1300**	**J**
BA2B	BA2B-SD1216-2211FD	12	16	**27**	**J**	**140**		**17**	**J**	**30**	**J**	**890**		55	U	**1100**	**J**	**330**		**27**	**J**	**1500**	**J**
BA2B	BA2B-SD1620-2211FD	16	20	**63**		**830**		10	U	**160**		**6500**		56	U	**7600**		**730**		**86**		**8400**	
BA2B	BA2B-SD2024-2211FD	20	24	**7.6**	**J**	**82**		2.6	U	**19**		**550**		14	U	**660**	**J**	**200**		**6.9**	**J**	**870**	**J**

Table 1. Sediment DDT Results
Second MNR Report
Palos Verdes Shelf
Los Angeles County, California

Location ID	Sample ID	Top of Sample (cm)	Bottom of Sample (cm)	o,p'-DDD	Q	o,p'-DDE	Q	o,p'-DDT	Q	p,p'-DDD	Q	p,p'-DDE	Q	p,p'-DDT	Q	Total DDTs	Q	p,p'-DDMU	Q	p,p'-DDNU	Q	Total DDT Compounds	Q
BA2C	BA2C-SD0002-2211	0	2	**6.7**	**J**	**48**		2.8	U	**17**		**310**		15	U	**380**	**J**	**320**		**10**	**J**	**710**	**J**
BA2C	BA2C-SD0204-2211	2	4	**6.4**	**J**	**50**		2.2	U	**16**		**340**		12	U	**410**	**J**	**300**		**11**	**J**	**720**	**J**
BA2C	BA2C-SD0406-2211	4	6	**16**	**J**	**110**		4.6	U	**38**		**750**		25	U	**910**	**J**	**700**		**20**	**J**	**1600**	**J**
BA2C	BA2C-SD0608-2211	6	8	**16**	**J**	**100**		4.7	U	**35**		**710**		25	U	**860**	**J**	**580**		**18**	**J**	**1500**	**J**
BA2C	BA2C-SD0812-2211	8	12	**31**	**J**	**240**		11	U	**94**		**1500**		**130**		**2000**	**J**	**1300**		**37**	**J**	**3300**	**J**
BA2C	BA2C-SD1216-2211	12	16	**46**	**J**	**250**		**11**	**J**	**96**		**1500**		**260**		**2200**	**J**	**1700**		21	U	**3900**	**J**
BA2C	BA2C-SD1620-2211	16	20	**79**	**J**	**440**		22	U	**99**	**J**	**2600**		120	U	**3200**	**J**	**3100**		**87**	**J**	**6400**	**J**
BA2C	BA2C-SD2024-2211	20	24	62	U	**1100**		61	U	**200**	**J**	**5800**		320	U	**7100**	**J**	**9400**		110	U	**17000**	**J**
BA2C	BA2C-SD2428-2211	24	28	**140**		**1100**		**35**	**J**	**260**		**15000**		130	U	**17000**	**J**	**24000**		**270**		**41000**	**J**
BA2C	BA2C-SD2832-2211	28	32	**42**	**J**	**270**		10	U	**89**		**1700**		54	U	**2100**	**J**	**3000**		**85**		**5200**	**J**
BA2C	BA2C-SD3236-2211	32	36	**12**	**J**	**95**		7.2	U	**240**		**630**		**520**		**1500**	**J**	**1200**		**42**		**2700**	**J**
BA2C	BA2C-SD3640-2211	36	40	**21**		**200**		6.9	U	**44**		**1300**		**27**		**1600**		**2300**		**50**		**3900**	
BA2C	BA2C-SD4044-2211	40	44	**8.7**	**J**	**68**		7.1	U	**16**		**300**		12	U	**390**	**J**	**500**		**25**		**920**	**J**
BA2DC	BA2DC-SD0002-2211	0	2	**2.3**		**17**		0.15	U	**5.8**		**120**		0.24	U	**150**		**57**		**1**		**200**	
BA2DC	BA2DC-SD0204-2211	2	4	**5.7**	**J**	**35**		2.9	U	**13**		**240**		4.8	U	**290**	**J**	**120**		5.4	U	**410**	**J**
BA2DC	BA2DC-SD0406-2211	4	6	**4.7**	**J**	**35**		2.9	U	**11**		**230**		4.8	U	**280**	**J**	**110**		5.4	U	**390**	**J**
BA2DC	BA2DC-SD0608-2211	6	8	**5**	**J**	**36**		2.8	U	**13**		**230**		4.7	U	**280**	**J**	**120**		5.2	U	**400**	**J**
BA2DC	BA2DC-SD0812-2211	8	12	**5.5**		**34**		0.53	U	**10**		**230**		2.8	U	**280**		**110**		**2**	**J**	**390**	**J**
BA2DC	BA2DC-SD1216-2211	12	16	**5**	**J**	**43**		2.8	U	**11**		**280**		4.5	U	**340**	**J**	**140**		5.1	U	**480**	**J**
BA2DC	BA2DC-SD1620-2211	16	20	**5.5**	**J**	**49**		2.6	U	**14**		**340**		14	U	**410**	**J**	**190**		4.9	U	**600**	**J**
BA2DC	BA2DC-SD2024-2211	20	24	**10**	**J**	**70**		2.5	U	**20**		**480**		13	U	**580**	**J**	**370**		4.7	U	**950**	**J**
BA2DC	BA2DC-SD2428-2211	24	28	**14**	**J**	**69**		5.5	U	**22**	**J**	**470**		29	U	**580**	**J**	**520**		10	U	**1100**	**J**
BA2DC	BA2DC-SD2832-2211	28	32	**12**	**J**	**92**		**5.7**	**J**	**33**		**490**		**37**		**670**	**J**	**1000**		**23**	**J**	**1700**	**J**
BA2DC	BA2DC-SD3236-2211	32	36	**9.3**	**J**	**86**		5.3	U	**28**	**J**	**470**		29	U	**590**	**J**	**1100**		**21**	**J**	**1700**	**J**
BA2DC	BA2DC-SD3640-2211	36	40	7.6	U	**53**		7.2	U	**13**	**J**	**280**		12	U	**350**	**J**	**470**		**34**		**850**	**J**
BA2DC	BA2DC-SD4044-2211	40	44	**15**	**J**	**57**		5.1	U	**17**	**J**	**340**		27	U	**430**	**J**	**650**		**12**	**J**	**1100**	**J**
BA2DC	BA2DC-SD4448-2211	44	48	**5.7**		**46**		0.53	U	**13**		**270**		2.9	U	**330**		**530**		**8.9**		**870**	
BA2DC	BA2DC-SD4852-2211	48	52	**6.6**	**J**	**67**		2.5	U	**13**	**J**	**470**		14	U	**560**	**J**	**310**		**7.8**	**J**	**870**	**J**
BA2DC	BA2DC-SD5256-2211	52	56	**0.24**	**J**	**5.2**		0.14	U	**0.8**		**40**		0.23	U	**46**	**J**	**37**		**4.3**		**88**	**J**
BA3B	BA3B-SD0002-2211	0	2	**36**		**150**		6.4	U	**95**		**1100**		**110**		**1500**		**440**		12	U	**1900**	
BA3B	BA3B-SD0204-2211	2	4	**38**		**260**		8	U	**130**		**1500**		**99**		**2000**		**1100**		**72**		**3200**	
BA3B	BA3B-SD0406-2211	4	6	**130**	**J**	**630**		30	U	**390**		**4300**		**480**		**5900**	**J**	**3000**		57	U	**8900**	**J**
BA3B	BA3B-SD0608-2211	6	8	**69**		**420**		30	U	**220**		**2500**		49	U	**3200**		**1500**		54	U	**4700**	
BA3B	BA3B-SD0812-2211	8	12	**28**	**J**	**98**		5.3	U	**50**		**670**		28	U	**850**	**J**	**380**		10	U	**1200**	**J**
BA3B	BA3B-SD1216-2211	12	16	**24**	**J**	**100**		5.3	U	**40**		**770**		29	U	**930**	**J**	**280**		10	U	**1200**	**J**
BA3B	BA3B-SD1620-2211	16	20	**18**	**J**	**80**		5.4	U	**44**		**780**		29	U	**920**	**J**	**460**		10	U	**1400**	**J**
BA3B	BA3B-SD2024-2211	20	24	**0.98**	**J**	**4.4**		0.26	U	**2.9**		**28**		1.4	U	**36**	**J**	**22**		**0.53**	**J**	**59**	**J**

Table 1. Sediment DDT Results
Second MNR Report
Palos Verdes Shelf
Los Angeles County, California

Location ID	Sample ID	Top of Sample (cm)	Bottom of Sample (cm)	o,p'-DDD	Q	o,p'-DDE	Q	o,p'-DDT	Q	p,p'-DDD	Q	p,p'-DDE	Q	p,p'-DDT	Q	Total DDTs	Q	p,p'-DDMU	Q	p,p'-DDNU	Q	Total DDT Compounds	Q
BA3C	BA3C-SD0002-2211	0	2	**11**	**J**	**110**		8.4	U	**32**		**620**		14	U	**770**	**J**	**640**		**39**		**1500**	**J**
BA3C	BA3C-SD0204-2211	2	4	**14**	**J**	**120**		8.4	U	**46**		**710**		**15**	**J**	**910**	**J**	**500**		15	U	**1400**	**J**
BA3C	BA3C-SD0406-2211	4	6	**12**	**J**	**100**		7.9	U	**29**		**630**		13	U	**770**	**J**	**400**		15	U	**1200**	**J**
BA3C	BA3C-SD0608-2211	6	8	17	U	**140**		16	U	**44**		**840**		27	U	**1000**		**570**		30	U	**1600**	
BA3C	BA3C-SD0812-2211	8	12	**24**	**J**	**150**		5.6	U	**52**		**1000**		30	U	**1200**	**J**	**750**		11	U	**2000**	**J**
BA3C	BA3C-SD1216-2211	12	16	**17**		**150**		7.7	U	**43**		**870**		13	U	**1100**		**640**		14	U	**1700**	
BA3C	BA3C-SD1620-2211	16	20	**34**	**J**	**210**		12	U	**63**	**J**	**1300**		66	U	**1600**	**J**	**1300**		23	U	**2900**	**J**
BA3C	BA3C-SD2024-2211	20	24	**26**	**J**	**290**		12	U	**96**		**1800**		62	U	**2200**	**J**	**2100**		**40**	**J**	**4400**	**J**
BA3C	BA3C-SD2428-2211	24	28	**27**	**J**	**240**		16	U	**62**		**1300**		26	U	**1600**	**J**	**1300**		29	U	**2900**	**J**
BA3C	BA3C-SD2832-2211	28	32	**96**	**J**	**760**		31	U	**220**		**4500**		170	U	**5600**	**J**	**5200**		**89**	**J**	**11000**	**J**
BA3C	BA3C-SD3236-2211	32	36	**40**		**400**		8.9	U	**130**		**1600**		15	U	**2200**		**4900**		**210**		**7300**	
BA3C	BA3C-SD3640-2211	36	40	**120**	**J**	**860**		84	U	**230**		**3300**		140	U	**4500**	**J**	**10000**		150	U	**15000**	**J**
BA3C	BA3C-SD4044-2211	40	44	**32**		**190**		2.9	U	**76**		**980**		**21**		**1300**		**2300**		**14**		**3600**	
BA3C	BA3C-SD4448-2211	44	48	**18**	**J**	**120**		15	U	**42**		**580**		24	U	**760**	**J**	**1100**		27	U	**1900**	**J**
BA3C	BA3C-SD4852-2211	48	52	**11**	**J**	**65**		2.8	U	**25**		**330**		15	U	**430**	**J**	**600**		**12**	**J**	**1000**	**J**
BA3C	BA3C-SD5256-2211	52	56	**27**	**J**	**120**		11	U	**46**	**J**	**580**		59	U	**770**	**J**	**1600**		**540**		**2900**	**J**
BA3C	BA3C-SD5660-2211	56	60	**7.6**	**J**	**56**		7	U	**14**		**280**		12	U	**360**	**J**	**540**		13	U	**900**	**J**
BA3C	BA3C-SD6064-2211	60	64	**8.7**	**J**	**44**		2.7	U	**18**		**250**		**17**		**340**	**J**	**480**		**170**		**990**	**J**
BA3C	BA3C-SD6468-2211	64	68	**3.3**	**J**	**21**		1	U	**6.9**		**120**		5.5	U	**150**	**J**	**230**		**14**		**400**	**J**
BA3C	BA3C-SD6872-2211	68	72	**1.1**	**J**	**5.1**		0.25	U	**2**		**25**		1.4	U	**33**	**J**	**47**		**3.3**		**84**	**J**
BA3DC	BA3DC-SD0002-2211	0	2	**3.5**	**J**	**24**		3.3	U	**16**		**160**		**53**		**260**	**J**	**100**		6.1	U	**360**	**J**
BA3DC	BA3DC-SD0204-2211	2	4	**4.6**	**J**	**33**		3	U	**14**		**230**		5	U	**280**	**J**	**130**		5.6	U	**410**	**J**
BA3DC	BA3DC-SD0406-2211	4	6	**4.3**	**J**	**40**		3.1	U	**14**		**280**		5.1	U	**340**	**J**	**150**		5.7	U	**490**	**J**
BA3DC	BA3DC-SD0608-2211	6	8	**5.4**	**J**	**37**		3.1	U	**12**		**250**		5	U	**300**	**J**	**140**		5.6	U	**440**	**J**
BA3DC	BA3DC-SD0812-2211	8	12	**5.6**	**J**	**36**		1.1	U	**12**		**260**		5.6	U	**310**	**J**	**160**		2	U	**470**	**J**
BA3DC	BA3DC-SD1216-2211	12	16	**4.2**	**J**	**49**		2.6	U	**21**		**350**		**83**		**510**	**J**	**240**		**7.3**	**J**	**750**	**J**
BA3DC	BA3DC-SD1620-2211	16	20	7.6	U	**47**		7.2	U	**16**		**310**		12	U	**370**		**220**		13	U	**590**	
BA3DC	BA3DC-SD2024-2211	20	24	**9.1**	**J**	**64**		2.6	U	**21**		**430**		14	U	**520**	**J**	**480**		**9.3**	**J**	**1000**	**J**
BA3DC	BA3DC-SD2428-2211	24	28	**8.6**	**J**	**60**		5.3	U	**18**	**J**	**400**		29	U	**490**	**J**	**540**		**22**	**J**	**1000**	**J**
BA3DC	BA3DC-SD2832-2211	28	32	15	U	**89**		14	U	**29**		**510**		24	U	**630**		**850**		27	U	**1500**	
BA3DC	BA3DC-SD3236-2211	32	36	16	U	**76**		15	U	**24**	**J**	**430**		24	U	**530**	**J**	**780**		27	U	**1300**	**J**
BA3DC	BA3DC-SD3640-2211	36	40	5.4	U	**87**		5.2	U	**30**		**440**		28	U	**560**		**1100**		**18**	**J**	**1700**	**J**
BA3DC	BA3DC-SD4044-2211	40	44	**11**	**J**	**120**		5.4	U	**40**		**580**		29	U	**750**	**J**	**2100**		**35**		**2900**	**J**
BA3DC	BA3DC-SD4448-2211	44	48	11	U	**90**		10	U	**13**	**J**	**490**		55	U	**590**	**J**	**1300**		**23**	**J**	**1900**	**J**
BA3DC	BA3DC-SD4852-2211	48	52	15	U	**51**		14	U	15	U	**230**		23	U	**280**		**790**		26	U	**1100**	
BA4B	BA4B-SD0002-2211	0	2	**32**	**J**	**190**		19	U	**88**		**1200**		31	U	**1500**	**J**	**960**		34	U	**2500**	**J**
BA4B	BA4B-SD0204-2211	2	4	**150**	**J**	**910**		96	U	**340**		**5500**		160	U	**6900**	**J**	**6300**		180	U	**13000**	**J**
BA4B	BA4B-SD0406-2211	4	6	**77**		**340**		**1.3**		**250**		**2500**		**34**		**3200**		**1900**		**220**		**5300**	
BA4B	BA4B-SD0608-2211	6	8	190	U	**580**		180	U	**300**	**J**	**3300**		290	U	**4200**	**J**	**5900**		330	U	**10000**	**J**
BA4B	BA4B-SD0812-2211	8	12	**290**		**1000**		32	U	**470**		**3900**		170	U	**5700**		**19000**		61	U	**25000**	
BA4B	BA4B-SD1216-2211	12	16	**160**	**J**	**610**		33	U	**470**		**5000**		**460**		**6700**	**J**	**3400**		62	U	**10000**	**J**
BA4B	BA4B-SD1620-2211	16	20	**45**		**160**		1.1	U	**110**		**1100**		**36**		**1500**		**960**		**23**		**2400**	
BA4B	BA4B-SD2024-2211	20	24	**8.6**	**J**	**48**		**3.3**	**J**	**28**		**350**		15	U	**440**	**J**	**170**		**6.6**	**J**	**610**	**J**
BA4B	BA4B-SD2428-2211	24	28	**4.3**		**26**		0.11	U	**11**		**180**		**14**		**240**		**140**		**5.6**		**380**	
BA4B	BA4B-SD2832-2211	28	32	**6**		**42**		0.27	U	**19**		**290**		**190**		**550**		**150**		**6.1**		**700**	
BA4B	BA4B-SD3236-2211	32	36	**0.57**		**2.5**		0.11	U	**1.4**		**16**		0.57	U	**20**		**7.6**		**0.92**		**29**	
BA4B	BA4B-SD3640-2211	36	40	**0.18**	**J**	**1.8**		**0.22**	**J**	**0.22**	**J**	**11**		0.24	U	**13**	**J**	**3.9**		0.26	U	**17**	**J**

Table 1. Sediment DDT Results
Second MNR Report
Palos Verdes Shelf
Los Angeles County, California

Location ID	Sample ID	Top of Sample (cm)	Bottom of Sample (cm)	o,p'-DDD	Q	o,p'-DDE	Q	o,p'-DDT	Q	p,p'-DDD	Q	p,p'-DDE	Q	p,p'-DDT	Q	Total DDTs	Q	p,p'-DDMU	Q	p,p'-DDNU	Q	Total DDT Compounds	Q
BA4C	BA4C-SD0002-2211	0	2	**16**	**J**	**190**		9.6	U	**51**		**1000**		**47**		**1300**	**J**	**840**		**42**		**2200**	**J**
BA4C	BA4C-SD0204-2211	2	4	**21**		**220**		8.8	U	**60**		**1100**		14	U	**1400**		**990**		**85**		**2500**	
BA4C	BA4C-SD0406-2211	4	6	**21**	**J**	**170**		17	U	**58**		**1000**		28	U	**1200**	**J**	**680**		31	U	**1900**	**J**
BA4C	BA4C-SD0608-2211	6	8	**27**		**240**		8.4	U	**53**		**1200**		**27**		**1500**		**870**		**70**		**2500**	
BA4C	BA4C-SD0812-2211	8	12	**24**		**260**		8.4	U	**69**		**1400**		14	U	**1800**		**1100**		**70**		**2900**	
BA4C	BA4C-SD1216-2211	12	16	**29**	**J**	**290**		17	U	**89**		**1500**		**77**		**2000**	**J**	**1300**		31	U	**3300**	**J**
BA4C	BA4C-SD1620-2211	16	20	**36**	**J**	**350**		33	U	**110**		**1900**		54	U	**2400**	**J**	**2000**		60	U	**4400**	**J**
BA4C	BA4C-SD2024-2211	20	24	36	U	**350**		34	U	**83**		**1900**		55	U	**2300**		**1600**		62	U	**3900**	
BA4C	BA4C-SD2428-2211	24	28	110	U	**1100**		100	U	**170**	**J**	**5900**		170	U	**7200**	**J**	**3800**		190	U	**11000**	**J**
BA4C	BA4C-SD2832-2211	28	32	**210**	**J**	**2100**		65	U	**370**		**12000**		**450**		**15000**	**J**	**11000**		**130**	**J**	**26000**	**J**
BA4C	BA4C-SD3236-2211	32	36	**190**	**J**	**2400**		170	U	**450**		**12000**		290	U	**15000**	**J**	**13000**		320	U	**28000**	**J**
BA4C	BA4C-SD3640-2211	36	40	**130**	**J**	**790**		80	U	**370**		**3900**		130	U	**5200**	**J**	**5500**		150	U	**11000**	**J**
BA4C	BA4C-SD4044-2211	40	44	**35**	**J**	**170**		30	U	**76**		**730**		50	U	**1000**	**J**	**1600**		56	U	**2600**	**J**
BA4C	BA4C-SD4448-2211	44	48	80	U	**140**	**J**	76	U	80	U	**710**		120	U	**850**	**J**	**2300**		140	U	**3200**	**J**
BA4C	BA4C-SD4852-2211	48	52	34	U	**140**		32	U	**49**	**J**	**610**		53	U	**800**	**J**	**1400**		60	U	**2200**	**J**
BA4C	BA4C-SD5256-2211	52	56	17	U	**27**	**J**	16	U	17	U	**93**		26	U	**120**	**J**	**550**		29	U	**670**	**J**
BA4C	BA4C-SD5660-2211	56	60	**1.9**	**J**	**8.4**		1.4	U	**4.4**		**40**		2.4	U	**55**	**J**	**92**		2.7	U	**150**	**J**
BA4C	BA4C-SD6064-2211	60	64	7.4	U	**46**		7	U	**12**	**J**	**230**		12	U	**290**	**J**	**410**		13	U	**700**	**J**
BA4C	BA4C-SD0002-2211FD	0	2	20	U	**150**		18	U	**44**		**810**		30	U	**1000**		**530**		34	U	**1500**	
BA4C	BA4C-SD0204-2211FD	2	4	18	U	**190**		17	U	**57**		**1100**		28	U	**1300**		**730**		32	U	**2100**	
BA4C	BA4C-SD0406-2211FD	4	6	18	U	**170**		17	U	**50**		**970**		28	U	**1200**		**600**		31	U	**1800**	
BA4C	BA4C-SD0608-2211FD	6	8	**31**	**J**	**200**		17	U	**57**		**1300**		27	U	**1600**	**J**	**870**		30	U	**2500**	**J**
BA4C	BA4C-SD0812-2211FD	8	12	**36**	**J**	**290**		34	U	**94**		**1700**		55	U	**2100**	**J**	**1300**		62	U	**3400**	**J**
BA4C	BA4C-SD1216-2211FD	12	16	89	U	**370**		84	U	**130**	**J**	**2100**		140	U	**2600**	**J**	**2400**		150	U	**5000**	**J**
BA4C	BA4C-SD1620-2211FD	16	20	88	U	**380**		83	U	**100**	**J**	**2000**		140	U	**2500**	**J**	**2500**		150	U	**5000**	**J**
BA4C	BA4C-SD2024-2211FD	20	24	**47**	**J**	**390**		33	U	**90**		**2200**		54	U	**2700**	**J**	**2300**		60	U	**5000**	**J**
BA4C	BA4C-SD2428-2211FD	24	28	200	U	**1100**		190	U	**250**	**J**	**5800**		310	U	**7200**	**J**	**8900**		350	U	**16000**	**J**
BA4C	BA4C-SD2832-2211FD	28	32	**230**	**J**	**4000**		220	U	**500**		**2600**		360	U	**7300**	**J**	**14000**		400	U	**21000**	**J**
BA4C	BA4C-SD3236-2211FD	32	36	1100	U	**7600**		1000	U	**1900**	**J**	**48000**		1700	U	**58000**	**J**	**25000**		1900	U	**83000**	**J**
BA4C	BA4C-SD3640-2211FD	36	40	**130**	**J**	**1100**		84	U	**360**		**5800**		140	U	**7400**	**J**	**4800**		150	U	**12000**	**J**
BA4C	BA4C-SD4044-2211FD	40	44	**25**	**J**	**120**		14	U	**68**		**620**		**33**		**870**	**J**	**940**		26	U	**1800**	**J**
BA4C	BA4C-SD4448-2211FD	44	48	30	U	**79**		28	U	**34**	**J**	**310**		46	U	**420**	**J**	**1200**		52	U	**1600**	**J**
BA4C	BA4C-SD4852-2211FD	48	52	77	U	**230**		73	U	**110**	**J**	**920**		120	U	**1300**	**J**	**2900**		130	U	**4200**	**J**
BA4C	BA4C-SD5256-2211FD	52	56	15	U	**52**		14	U	**19**	**J**	**240**		23	U	**310**	**J**	**680**		26	U	**990**	**J**

Table 1. Sediment DDT Results
Second MNR Report
Palos Verdes Shelf
Los Angeles County, California

Location ID	Sample ID	Top of Sample (cm)	Bottom of Sample (cm)	o,p'-DDD	Q	o,p'-DDE	Q	o,p'-DDT	Q	p,p'-DDD	Q	p,p'-DDE	Q	p,p'-DDT	Q	Total DDTs	Q	p,p'-DDMU	Q	p,p'-DDNU	Q	Total DDT Compounds	Q
BA4DC	BA4DC-SD0002-2211	0	2	9.6	U	**50**		9	U	**14**	**J**	**300**		15	U	**360**	**J**	**200**		17	U	**560**	**J**
BA4DC	BA4DC-SD0204-2211	2	4	9.1	U	**34**		8.6	U	**9.6**	**J**	**210**		14	U	**250**	**J**	**110**		16	U	**360**	**J**
BA4DC	BA4DC-SD0406-2211	4	6	**290**		**15000**		8.2	U	**650**		**63000**		**520**	**J**	**79000**	**J**	**39000**		**630**		**120000**	**J**
BA4DC	BA4DC-SD0608-2211	6	8	8.8	U	**81**		8.3	U	**22**		**440**		14	U	**540**		**270**		**26**		**840**	
BA4DC	BA4DC-SD0812-2211	8	12	**14**	**J**	**100**		8.4	U	**40**		**650**		**49**		**850**	**J**	**400**		15	U	**1300**	**J**
BA4DC	BA4DC-SD1216-2211	12	16	9.1	U	**84**		8.6	U	**23**		**510**		14	U	**620**		**260**		**26**		**900**	
BA4DC	BA4DC-SD1620-2211	16	20	**11**	**J**	**130**		8	U	**34**		**720**		13	U	**900**	**J**	**400**		**51**		**1300**	**J**
BA4DC	BA4DC-SD2024-2211	20	24	**13**	**J**	**160**		8.4	U	**33**		**960**		14	U	**1200**	**J**	**490**		**63**		**1700**	**J**
BA4DC	BA4DC-SD2428-2211	24	28	**11**	**J**	**160**		8.2	U	**29**		**790**		13	U	**990**	**J**	**540**		**61**		**1600**	**J**
BA4DC	BA4DC-SD2832-2211	28	32	**13**	**J**	**170**		8	U	**30**		**850**		13	U	**1100**	**J**	**590**		**32**		**1700**	**J**
BA4DC	BA4DC-SD3236-2211	32	36	**21**		**230**		8.2	U	**43**		**930**		13	U	**1200**		**940**		**80**		**2200**	
BA4DC	BA4DC-SD3640-2211	36	40	**14**	**J**	**180**		8.3	U	**38**		**970**		14	U	**1200**	**J**	**1100**		**83**		**2400**	**J**
BA4DC	BA4DC-SD4044-2211	40	44	86	U	**400**		81	U	**89**	**J**	**2100**		130	U	**2600**	**J**	**2600**		150	U	**5200**	**J**
BA4DC	BA4DC-SD4448-2211	44	48	88	U	**350**		83	U	87	U	**1700**		140	U	**2100**		**2200**		150	U	**4300**	
BA4DC	BA4DC-SD4852-2211	48	52	**22**		**160**		8.5	U	**42**		**870**		14	U	**1100**		**1300**		**120**		**2500**	
BA4DC	BA4DC-SD5256-2211	52	56	180	U	**640**		170	U	180	U	**2800**		280	U	**3400**		**4400**		320	U	**7800**	
BA4DC	BA4DC-SD5660-2211	56	60	180	U	**1400**		170	U	**250**	**J**	**7400**		280	U	**9100**	**J**	**7600**		320	U	**17000**	**J**
BA4DC	BA4DC-SD6064-2211	60	64	**22**		**210**		8.7	U	**58**		**1100**		14	U	**1400**		**1500**		**350**		**3200**	
BA4DC	BA4DC-SD6468-2211	64	68	**21**		**150**		7.9	U	**54**		**540**		**140**		**910**		**1000**		**69**		**2000**	
BA4DC	BA4DC-SD6872-2211	68	72	**20**		**190**		7.5	U	**56**		**1000**		**20**		**1300**		**1400**		**310**		**3000**	
BA4DC	BA4DC-SD7276-2211	72	76	**7.9**	**J**	**65**		7.3	U	**19**		**300**		12	U	**390**	**J**	**610**		**53**		**1100**	**J**
BA4DC	BA4DC-SD7680-2211	76	80	**16**	**J**	**120**		9	U	**38**		**540**		15	U	**710**	**J**	**1400**		**240**		**2400**	**J**
BA5B	BA5B-SD0002-2211	0	2	**45**		**320**		19	U	**140**		**2000**		**94**		**2600**		**1500**		34	U	**4100**	
BA5B	BA5B-SD0204-2211	2	4	**64**		**420**		9.4	U	**220**		**2800**		**72**	**J**	**3600**	**J**	**2100**		**87**		**5800**	**J**
BA5B	BA5B-SD0406-2211	4	6	**130**		**840**		11	U	**340**		**5100**		18	UJ	**6400**		**3700**		**180**		**10000**	
BA5B	BA5B-SD0608-2211	6	8	**130**		**880**		12	U	**380**		**5100**		19	UJ	**6500**		**4000**		**170**		**11000**	
BA5B	BA5B-SD0812-2211	8	12	**180**	**J**	**1200**		120	U	**410**		**6100**		200	U	**7900**	**J**	**9700**		**2000**		**20000**	**J**
BA5B	BA5B-SD1216-2211	12	16	**480**		**3800**		11	U	**1200**		**19000**		**390**	**J**	**25000**	**J**	**22000**		**550**		**47000**	**J**
BA5B	BA5B-SD1620-2211	16	20	**480**		**4200**		210	U	**1800**		**30000**		**610**		**37000**		**9700**		**490**		**47000**	
BA5B	BA5B-SD2024-2211	20	24	**66**		**130**		8.2	U	**290**		**1200**		**69**	**J**	**1800**	**J**	**720**		**29**		**2500**	**J**
BA5B	BA5B-SD2428-2211	24	28	**11**		**25**		**1.5**		**30**		**140**		1.3	U	**210**		**120**		**7.1**		**330**	
BA5B	BA5B-SD2832-2211	28	32	**2.5**		**11**		**0.87**	**J**	**5.9**		**53**		1.2	U	**73**	**J**	**51**		**2.9**		**130**	**J**
BA5B	BA5B-SD3236-2211	32	36	**3.2**		**16**		0.75	U	**5.9**		**100**		1.2	U	**130**		**60**		**3**		**190**	
BA5B	BA5B-SD3640-2211	36	40	**1.2**	**J**	**10**		0.74	U	**2.9**		**56**		1.2	U	**70**	**J**	**58**		**2.7**		**130**	**J**
BA5B	BA5B-SD4044-2211	40	44	0.82	U	**3.4**		0.78	U	**1.2**	**J**	**18**		1.3	U	**23**	**J**	**18**		1.4	U	**41**	**J**
BA5B	BA5B-SD4448-2211	44	48	**0.32**		**1.8**		**0.28**		**0.4**		**8.5**		0.24	U	**11**		**3.6**		0.26	U	**15**	
BA5B	BA5B-SD4852-2211	48	52	**0.21**	**J**	**0.6**		**0.27**	**J**	**0.22**	**J**	**3.2**		0.23	U	**4.5**	**J**	**1.9**		0.26	U	**6.4**	**J**
BA5B	BA5B-SD0002-2211FD	0	2	**53**		**600**		18	U	**460**		**3700**		**570**		**5400**		**2700**		34	U	**8100**	
BA5B	BA5B-SD0204-2211FD	2	4	**99**		**770**		20	U	**250**		**4400**		**570**		**6100**		**4400**		36	U	**10000**	
BA5B	BA5B-SD0406-2211FD	4	6	**120**		**1200**		21	U	**300**		**7000**		**70**		**8700**		**6800**		**47**		**16000**	
BA5B	BA5B-SD0608-2211FD	6	8	**140**		**1900**		21	U	**320**		**11000**		**130**		**13000**		**11000**		**69**		**25000**	
BA5B	BA5B-SD0812-2211FD	8	12	**780**	**J**	**5400**		450	U	**1800**		**26000**		740	U	**34000**	**J**	**39000**		830	U	**73000**	**J**
BA5B	BA5B-SD1216-2211FD	12	16	**650**		**8200**		250	U	**1800**		**37000**		**610**		**48000**		**36000**		**740**		**85000**	
BA5B	BA5B-SD1620-2211FD	16	20	**370**	**J**	**1800**		190	U	**1200**		**13000**		320	U	**16000**	**J**	**12000**		350	U	**28000**	**J**
BA5B	BA5B-SD2024-2211FD	20	24	**53**		**110**		15	U	**150**		**650**		**30**		**990**		**650**		28	U	**1600**	
BA5B	BA5B-SD2428-2211FD	24	28	**2.2**		**11**		0.15	U	**6.1**		**52**		**4.1**		**75**		**31**		**2.3**		**110**	
BA5B	BA5B-SD2832-2211FD	28	32	**3.3**		**15**		**3.9**		**7.1**		**96**		**2.2**		**130**		**51**		**2.8**		**180**	
BA5B	BA5B-SD3236-2211FD	32	36	0.79	U	**5.6**		0.75	U	**1.9**		**27**		1.2	U	**35**		**20**		1.4	U	**55**	
BA5B	BA5B-SD3640-2211FD	36	40	**0.85**		**6.1**		0.15	U	**2.2**		**30**		**1.1**		**40**		**18**		**2.4**		**61**	
BA5B	BA5B-SD4044-2211FD	40	44	**0.31**		**1.6**		**0.18**	**J**	**0.6**		**8.4**		0.24	U	**11**	**J**	**4**		0.27	U	**15**	**J**
BA5B	BA5B-SD4448-2211FD	44	48	**0.24**	**J**	**1.4**		**0.15**	**J**	**0.48**		**6.5**		0.23	U	**8.8**	**J**	**7.7**		0.26	U	**16**	**J**

Table 1. Sediment DDT Results
Second MNR Report
Palos Verdes Shelf
Los Angeles County, California

Location ID	Sample ID	Top of Sample (cm)	Bottom of Sample (cm)	o,p'-DDD	Q	o,p'-DDE	Q	o,p'-DDT	Q	p,p'-DDD	Q	p,p'-DDE	Q	p,p'-DDT	Q	Total DDTs	Q	p,p'-DDMU	Q	p,p'-DDNU	Q	Total DDT Compounds	Q
BA5C	BA5C-SD0002-2211	0	2	**17**	**J**	**190**		9.6	U	**51**		**1700**		**34**		**2000**	**J**	**460**		18	U	**2500**	**J**
BA5C	BA5C-SD0204-2211	2	4	**11**	**J**	**160**		8.7	U	**95**		**870**		**46**		**1200**	**J**	**350**		16	U	**1500**	**J**
BA5C	BA5C-SD0406-2211	4	6	**20**		**240**		8.4	U	**94**		**1500**		14	UJ	**1900**		**560**		**44**		**2500**	
BA5C	BA5C-SD0608-2211	6	8	**28**	**J**	**320**		17	U	**87**		**2200**		**130**		**2800**	**J**	**770**		**46**		**3600**	**J**
BA5C	BA5C-SD0812-2211	8	12	**27**	**J**	**280**		17	U	**86**		**1500**		**91**		**2000**	**J**	**600**		**34**		**2600**	**J**
BA5C	BA5C-SD1216-2211	12	16	38	U	**430**		36	U	**200**		**2200**		59	U	**2800**		**1200**		66	U	**4000**	
BA5C	BA5C-SD1620-2211	16	20	**29**		**400**		8.9	U	**160**		**2200**		**78**	**J**	**2900**	**J**	**730**		**80**		**3700**	**J**
BA5C	BA5C-SD2024-2211	20	24	110	U	**1000**		100	U	**270**		**5600**		**560**		**7400**		**2900**		**260**		**11000**	
BA5C	BA5C-SD2428-2211	24	28	240	U	**2200**		220	U	**410**	**J**	**13000**		370	U	**16000**	**J**	**4500**		410	U	**20000**	**J**
BA5C	BA5C-SD2832-2211	28	32	240	U	**2800**		220	U	**340**	**J**	**14000**		370	U	**17000**	**J**	**6800**		410	U	**24000**	**J**
BA5C	BA5C-SD3236-2211	32	36	**630**		**28000**		260	U	**1800**		**120000**		**1000**		**150000**		**44000**		480	U	**200000**	
BA5C	BA5C-SD3640-2211	36	40	**700**		**19000**		240	U	**2200**		**110000**		**820**		**130000**		**18000**		**880**		**150000**	
BA5C	BA5C-SD4044-2211	40	44	**940**		**8200**		230	U	**3300**		**37000**		**1800**		**51000**		**7400**		**790**		**59000**	
BA5C	BA5C-SD4448-2211	44	48	**250**		**1300**		110	U	**1200**		**11000**		**450**		**14000**		**3900**		**230**		**18000**	
BA5C	BA5C-SD4852-2211	48	52	**14**	**J**	**82**		8.7	U	**38**		**380**		14	UJ	**510**	**J**	**700**		**18**		**1200**	**J**
BA5C	BA5C-SD5256-2211	52	56	31	U	**150**		30	U	31	U	**680**		49	U	**830**		**880**		55	U	**1700**	
BA5C	BA5C-SD5660-2211	56	60	3	U	**24**		2.9	U	**6.2**		**120**		4.7	U	**150**		**130**		5.3	U	**280**	
BA5C	BA5C-SD6064-2211	60	64	**7.5**	**J**	**62**		7.1	U	**23**		**290**		12	U	**380**	**J**	**550**		**27**		**960**	**J**
BA5C	BA5C-SD6468-2211	64	68	3.1	U	**34**		2.9	U	**7.6**		**150**		4.8	U	**190**		**180**		**8**		**380**	
BA5C	BA5C-SD6872-2211	68	72	**0.34**		**3.2**		0.14	U	**0.66**		**13**		0.24	U	**17**		**26**		**0.81**		**44**	
BA5DC	BA5DC-SD0002-2211	0	2	**4.5**		**48**		1.9	U	**16**		**280**		3.1	U	**350**		**160**		**7.8**		**520**	
BA5DC	BA5DC-SD0204-2211	2	4	8.6	U	**60**		8.1	U	**45**		**390**		13	U	**500**		**200**		15	U	**700**	
BA5DC	BA5DC-SD0406-2211	4	6	8.8	U	**63**		8.3	U	**29**		**410**		14	U	**500**		**190**		15	U	**690**	
BA5DC	BA5DC-SD0608-2211	6	8	**11**	**J**	**74**		8.2	U	**36**		**490**		13	U	**610**	**J**	**240**		15	U	**850**	**J**
BA5DC	BA5DC-SD0812-2211	8	12	17	U	**96**		16	U	**47**		**610**		27	U	**750**		**330**		30	U	**1100**	
BA5DC	BA5DC-SD1216-2211	12	16	**12**	**J**	**93**		8.4	U	**68**		**610**		**29**		**810**	**J**	**300**		15	U	**1100**	**J**
BA5DC	BA5DC-SD1620-2211	16	20	18	U	**140**		17	U	**45**		**840**		27	U	**1000**		**380**		31	U	**1400**	
BA5DC	BA5DC-SD2024-2211	20	24	8.6	U	**140**		8.1	U	**36**		**840**		13	U	**1000**		**420**		**25**		**1500**	
BA5DC	BA5DC-SD2428-2211	24	28	**18**		**180**		7.8	U	**68**		**1100**		13	UJ	**1400**		**860**		**75**		**2300**	
BA5DC	BA5DC-SD2832-2211	28	32	**49**	**J**	**480**		30	U	**150**	**J**	**2500**		160	U	**3200**	**J**	**2200**		57	U	**5400**	**J**
BA5DC	BA5DC-SD3236-2211	32	36	**34**	**J**	**480**		30	U	**100**	**J**	**2500**		**180**		**3300**	**J**	**1700**		58	U	**5000**	**J**
BA5DC	BA5DC-SD3640-2211	36	40	12	U	**190**		12	U	**52**	**J**	**940**		63	U	**1200**	**J**	**1100**		22	U	**2300**	**J**
BA5DC	BA5DC-SD4044-2211	40	44	**22**		**190**		7.7	U	**85**		**1300**		13	U	**1600**		**1500**		**180**		**3300**	
BA5DC	BA5DC-SD4448-2211	44	48	**24**		**190**		7.9	U	**71**		**1100**		13	U	**1400**		**2100**		**260**		**3700**	
BA5DC	BA5DC-SD4852-2211	48	52	**23**		**200**		8.2	U	**140**		**1200**		**60**		**1600**		**1800**		**190**		**3600**	
BA5DC	BA5DC-SD5256-2211	52	56	**42**	**J**	**330**		29	U	**120**	**J**	**1500**		**470**		**2500**	**J**	**3100**		55	U	**5600**	**J**
BA5DC	BA5DC-SD5660-2211	56	60	**20**		**150**		8.1	U	**88**		**830**		13	U	**1100**		**1800**		**180**		**3100**	
BA5DC	BA5DC-SD6064-2211	60	64	**100**	**J**	**630**		62	U	**210**	**J**	**3200**		330	U	**4100**	**J**	**6800**		120	U	**11000**	**J**
BA5DC	BA5DC-SD6468-2211	64	68	**120**		**590**		8.5	U	**450**		**5000**		**55**		**6200**		**4400**		**430**		**11000**	
BA5DC	BA5DC-SD6872-2211	68	72	**44**	**J**	**290**		29	U	**130**	**J**	**970**		**280**		**1700**	**J**	**3000**		54	U	**4700**	**J**
BA5DC	BA5DC-SD7276-2211	72	76	**42**	**J**	**240**		27	U	**130**	**J**	**990**		**240**		**1600**	**J**	**3000**		52	U	**4600**	**J**

Table 1. Sediment DDT Results
Second MNR Report
Palos Verdes Shelf
Los Angeles County, California

Location ID	Sample ID	Top of Sample (cm)	Bottom of Sample (cm)	o,p'-DDD	Q	o,p'-DDE	Q	o,p'-DDT	Q	p,p'-DDD	Q	p,p'-DDE	Q	p,p'-DDT	Q	Total DDTs	Q	p,p'-DDMU	Q	p,p'-DDNU	Q	Total DDT Compounds	Q
BA6B	BA6B-SD0002-2211	0	2	**78**		**410**		9.7	U	**240**		**2300**		**58**	**J**	**3100**	**J**	**2800**		**89**		**6000**	**J**
BA6B	BA6B-SD0204-2211	2	4	**150**		**830**		9.5	U	**440**		**4200**		**87**	**J**	**5700**	**J**	**6500**		**64**		**12000**	**J**
BA6B	BA6B-SD0406-2211	4	6	**320**		**3300**		10	U	**710**		**13000**		17	UJ	**17000**		**19000**		**220**		**37000**	
BA6B	BA6B-SD0608-2211	6	8	**620**		**4000**		14	U	**1700**		**13000**		23	UJ	**19000**		**530**		**2000**		22000	
BA6B	BA6B-SD0812-2211	8	12	**750**		**7300**		13	U	**2100**		**30000**		**380**	**J**	**41000**	**J**	**54000**		940	U	**95000**	**J**
BA6B	BA6B-SD1216-2211	12	16	**430**		**6500**		12	U	**1500**		**35000**		**410**		**44000**		**17000**		**680**		**62000**	
BA6B	BA6B-SD1620-2211	16	20	**220**		**1100**		9.1	U	**1400**		**11000**		**380**		**14000**		**2200**		**280**		**17000**	
BA6B	BA6B-SD2024-2211	20	24	**67**		**240**		7.5	U	**240**		**1400**		**21**		**2000**		**1700**		**150**		**3800**	
BA6B	BA6B-SD2428-2211	24	28	**19**		**36**		2.8	U	**35**		**170**		**20**		**280**		**220**		5.3	U	**500**	
BA6B	BA6B-SD2832-2211	28	32	**2.5**		**9.9**		0.27	U	**3.5**		**40**		1.5	U	**56**		**49**		**1.1**	**J**	**110**	**J**
BA6B	BA6B-SD3236-2211	32	36	**2.2**	**J**	**8.3**		1.4	U	**14**		**48**		2.4	U	**73**	**J**	**22**		**4.8**		**99**	**J**
BA6B	BA6B-SD3640-2211	36	40	**0.99**		**4.2**		0.11	U	**2.8**		**20**		0.57	U	**28**		**26**		**0.41**	**J**	**54**	**J**
BA6B	BA6B-SD4044-2211	40	44	**9.3**	**J**	**43**		5.3	U	**20**	**J**	**160**		29	U	**230**	**J**	**610**		10	U	**840**	**J**
BA6B	BA6B-SD4448-2211	44	48	**40**		**140**		7.9	U	**120**		**610**		13	U	**910**		**2700**		**120**		**3700**	
BA6B	BA6B-SD4852-2211	48	52	0.16	U	**0.37**		**0.27**	**J**	0.15	U	**1.7**		0.24	U	**2.3**	**J**	**2.4**		0.27	U	**4.7**	**J**
BA6B	BA6B-SD5256-2211	52	56	**0.38**		**3.4**		**0.49**		**0.98**		**23**		0.24	UJ	**28**		**8.3**		**0.4**		**37**	
BA6B	BA6B-SD5660-2211	56	60	0.15	U	**0.18**	**J**	**0.32**		0.14	U	**0.77**		0.23	U	**1.3**	**J**	**0.84**		0.25	U	**2.1**	**J**
BA6B	BA6B-SD6064-2211	60	64	**0.4**		**0.54**		**0.6**		**0.33**		**2.2**		**5.6**		**9.7**		**2.2**		**0.32**		**12**	
BA6BC	BA6BC-SD0002-2211	0	2	**110**		**690**		10	U	**360**		**4200**		**63**		**5400**		**5700**		**520**		**12000**	
BA6BC	BA6BC-SD0204-2211	2	4	**240**	**J**	**2000**		84	U	**730**		**8200**		**600**		**12000**	**J**	**14000**		160	U	**26000**	**J**
BA6BC	BA6BC-SD0406-2211	4	6	**340**		**2900**		11	U	**1500**		**13000**		**230**		**18000**		**17000**		**1300**		**36000**	
BA6BC	BA6BC-SD0608-2211	6	8	**230**		**2400**		12	U	**890**		**12000**		**540**		**16000**		**14000**		**520**		**31000**	
BA6BC	BA6BC-SD0812-2211	8	12	**70**	**J**	**1000**		47	U	**190**	**J**	**5400**		250	U	**6700**	**J**	**2800**		89	U	**9500**	**J**
BA6BC	BA6BC-SD1216-2211	12	16	**670**		**7300**		93	U	**2500**		**48000**		**1900**		**60000**		**18000**		180	U	**78000**	
BA6BC	BA6BC-SD1620-2211	16	20	**160**	**J**	**1100**		61	U	**520**		**7100**		330	U	**8900**	**J**	**4200**		120	U	**13000**	**J**
BA6BC	BA6BC-SD2024-2211	20	24	**21**		**69**		8.1	U	**78**		**390**		13	U	**560**		**490**		**34**		**1100**	
BA6BC	BA6BC-SD2428-2211	24	28	12	U	**18**	**J**	11	U	**160**		**77**		**350**		**610**	**J**	**200**		20	U	**810**	**J**
BA6C	BA6C-SD0002-2211	0	2	**27**		**270**		9.2	U	**110**		**1700**		**19**	**J**	**2100**	**J**	**670**		**34**		**2800**	**J**
BA6C	BA6C-SD0204-2211	2	4	**21**		**240**		8.5	U	**85**		**1100**		14	UJ	**1400**		**630**		16	U	**2100**	
BA6C	BA6C-SD0406-2211	4	6	**16**		**220**		8.3	U	**71**		**1500**		14	U	**1800**		**620**		**37**		**2500**	
BA6C	BA6C-SD0608-2211	6	8	**20**		**260**		7.4	U	**73**		**1400**		12	UJ	**1800**		**770**		14	U	**2500**	
BA6C	BA6C-SD0812-2211	8	12	**30**		**340**		7.9	U	**110**		**1600**		13	UJ	**2100**		**1100**		14	U	**3200**	
BA6C	BA6C-SD1216-2211	12	16	44	U	**560**		43	U	**120**	**J**	**2800**		230	U	**3500**	**J**	**1900**		81	U	**5400**	**J**
BA6C	BA6C-SD1620-2211	16	20	**51**	**J**	**810**		29	U	**160**		**3900**		**400**		**5300**	**J**	**2300**		54	U	**7600**	**J**
BA6C	BA6C-SD2024-2211	20	24	**57**		**810**		9.7	U	**170**		**4500**		16	UJ	**5500**		**1700**		**66**		**7300**	
BA6C	BA6C-SD2428-2211	24	28	**3**		**11**		**2.1**	**J**	**7.5**		**48**		2.8	U	**72**	**J**	**91**		**1.3**	**J**	**160**	**J**
BA6C	BA6C-SD2832-2211	28	32	**19**	**J**	**140**		12	U	**41**		**650**		20	U	**850**	**J**	**1200**		**220**		**2300**	**J**
BA6C	BA6C-SD3236-2211	32	36	**69**		**1300**	**J**	9.1	U	**180**		**8600**	**J**	15	U	**10000**	**J**	**2600**	**J**	**390**		**13000**	**J**
BA6C	BA6C-SD3640-2211	36	40	**590**		**14000**		11	U	**2900**		**68000**		**980**		**86000**		**14000**		**130**		**100000**	
BA6C	BA6C-SD4044-2211	40	44	**670**		**8300**		12	U	**2900**		**59000**		**1300**		**72000**		**11000**		**130**		**83000**	
BA6C	BA6C-SD4448-2211	44	48	**390**		**1900**		11	U	**1800**		**21000**		**1100**		**26000**		**3400**		**79**		**30000**	
BA6C	BA6C-SD4852-2211	48	52	**99**	**J**	**480**		29	U	**280**		**3900**		160	U	**4800**	**J**	**760**		55	U	**5500**	**J**
BA6C	BA6C-SD5256-2211	52	56	**99**		**980**		8	U	**400**		**5200**		**170**	**J**	**6800**	**J**	**5900**		**33**		**13000**	**J**
BA6C	BA6C-SD5660-2211	56	60	1.5	U	**8.1**		1.4	U	**3.2**		**47**		2.3	U	**58**		**24**		**3**		**85**	
BA6C	BA6C-SD6064-2211	60	64	**0.92**		**7.9**		0.15	U	**2.8**		**60**		**3.1**		**75**		**29**		**1.9**		**110**	
BA6C	BA6C-SD6468-2211	64	68	**0.45**	**J**	**3.4**		0.28	U	0.29	U	**17**		0.46	U	**21**	**J**	**11**		**1.6**		**33**	**J**

Table 1. Sediment DDT Results
Second MNR Report
Palos Verdes Shelf
Los Angeles County, California

Location ID	Sample ID	Top of Sample (cm)	Bottom of Sample (cm)	o,p'-DDD	Q	o,p'-DDE	Q	o,p'-DDT	Q	p,p'-DDD	Q	p,p'-DDE	Q	p,p'-DDT	Q	Total DDTs	Q	p,p'-DDMU	Q	p,p'-DDNU	Q	Total DDT Compounds	Q
BA6DC	BA6DC-SD0002-2211	0	2	8.2	U	**36**		7.8	U	**32**		**190**		13	U	**260**		**82**		14	U	**340**	
BA6DC	BA6DC-SD0204-2211	2	4	7.8	U	**61**		7.4	U	**63**		**380**		**52**		**560**		**130**		**19**		**710**	
BA6DC	BA6DC-SD0406-2211	4	6	**9.7**	**J**	**85**		7.4	U	**81**		**530**		**98**		**800**	**J**	**190**		**29**		**1000**	**J**
BA6DC	BA6DC-SD0608-2211	6	8	7.5	U	**46**		7.1	U	**130**		**320**		**140**		**640**		**100**		13	U	**740**	
BA6DC	BA6DC-SD0812-2211	8	12	**8.5**		**75**		2.9	U	**36**		**490**		**15**		**620**		**160**		**13**		**800**	
BA6DC	BA6DC-SD1216-2211	12	16	**7.7**	**J**	**79**		6.9	U	**31**		**500**		11	U	**620**	**J**	**180**		13	U	**800**	**J**
BA6DC	BA6DC-SD1620-2211	16	20	**8.1**	**J**	**97**		7.3	U	**46**		**570**		**34**		**760**	**J**	**200**		**17**		**970**	**J**
BA6DC	BA6DC-SD2024-2211	20	24	**13**	**J**	**150**		7.3	U	**90**		**870**		**240**		**1400**	**J**	**350**		**20**		**1700**	**J**
BA6DC	BA6DC-SD2428-2211	24	28	**15**		**160**		7	U	**81**		**830**		**150**		**1200**		**490**		**26**		**1800**	
BA6DC	BA6DC-SD2832-2211	28	32	**16**		**190**		7.3	U	**64**		**970**		12	U	**1200**		**560**		**31**		**1800**	
BA6DC	BA6DC-SD3236-2211	32	36	**17**		**170**		7.6	U	**77**		**920**		12	U	**1200**		**740**		**76**		**2000**	
BA6DC	BA6DC-SD3640-2211	36	40	**22**		**220**		7.4	U	**150**		**1100**		**170**		**1700**		**1100**		**130**		**2900**	
BA6DC	BA6DC-SD4044-2211	40	44	**48**	**J**	**580**		31	U	**200**		**2900**		**260**		**4000**	**J**	**2600**		**61**	**J**	**6600**	**J**
BA6DC	BA6DC-SD4448-2211	44	48	**19**	**J**	**170**		15	U	**110**		**710**		**200**		**1200**	**J**	**940**		**31**		**2200**	**J**
BA6DC	BA6DC-SD4852-2211	48	52	7.4	U	**55**		7	U	**51**		**230**		**180**		**520**		**290**		13	U	**810**	
BA6DC	BA6DC-SD5256-2211	52	56	**11**	**J**	**93**		7.1	U	**43**		**350**		**16**		**510**	**J**	**570**		**24**		**1100**	**J**
BA7B	BA7B-SD0002-2211	0	2	**110**	**J**	**630**		85	U	**340**		**2700**		140	U	**3800**	**J**	**4100**		160	U	**7900**	**J**
BA7B	BA7B-SD0204-2211	2	4	**85**		**340**		42	U	**610**		**1700**		69	U	**2700**		**2500**		77	U	**5200**	
BA7B	BA7B-SD0406-2211	4	6	**38**		**170**		**8.1**		**120**		**1200**		**85**		**1600**		**1100**		**4.7**		**2700**	
BA7B	BA7B-SD0608-2211	6	8	30	U	**240**		**12**		**350**		**2000**		**440**		**3000**		**4300**		**10**		**7400**	
BA7B	BA7B-SD0812-2211	8	12	**18**		**77**		**4.9**	**J**	**48**		**380**		15	U	**530**	**J**	**520**		**6.3**	**J**	**1100**	**J**
BA7B	BA7B-SD1216-2211	12	16	**31**		**81**		**1.2**		**81**		**570**		**150**		**910**		**570**		**1.7**		**1500**	
BA7B	BA7B-SD1620-2211	16	20	**4.5**		**18**		**1.3**	**J**	**13**		**92**		**7.8**		**140**	**J**	**100**		**1.7**	**J**	**240**	**J**
BA7B	BA7B-SD2024-2211	20	24	**1.5**	**J**	**10**		0.54	U	**4.5**		**51**		2.9	U	**67**	**J**	**46**		1	U	**110**	**J**
BA7B	BA7B-SD2428-2211	24	28	0.054	U	**0.9**		0.053	U	**0.37**		**2.8**		0.28	U	**4.1**		**2.5**		0.1	U	**6.6**	
BA7B	BA7B-SD2832-2211	28	32	0.056	U	**0.79**		0.054	U	0.055	U	**2.5**		0.29	U	**3.3**		**1.7**		0.1	U	**5**	
BA7B	BA7B-SD3236-2211	32	36	0.055	U	0.042	U	0.054	U	0.055	U	0.027	U	0.29	U	0	U	0.1	U	0.1	U	0	U
BA7B	BA7B-SD3640-2211	36	40	**0.24**	**J**	**0.082**	**J**	0.053	U	0.054	U	**0.47**		0.28	U	**0.79**	**J**	**0.25**	**J**	0.1	U	**1**	**J**
BA7C	BA7C-SD0002-2211	0	2	82	U	**260**		77	U	**110**	**J**	**1300**		130	U	**1700**	**J**	**500**		140	U	**2200**	**J**
BA7C	BA7C-SD0204-2211	2	4	16	U	**200**		15	U	**46**		**1000**		25	U	**1200**		**440**		28	U	**1700**	
BA7C	BA7C-SD0406-2211	4	6	**23**	**J**	**32**	**J**	**12**	**J**	**73**		**2600**		34	U	**2700**	**J**	**440**		12	U	**3200**	**J**
BA7C	BA7C-SD0608-2211	6	8	5.6	U	**190**		**5.6**	**J**	**75**		**620**		**120**		**1000**	**J**	**410**		10	U	**1400**	**J**
BA7C	BA7C-SD0812-2211	8	12	**23**	**J**	**23**	**J**	**6.5**	**J**	**72**		**1100**		**130**		**1400**	**J**	**410**		10	U	**1800**	**J**
BA7C	BA7C-SD1216-2211	12	16	**5.3**	**J**	**74**		2.6	U	**28**		**510**		**85**		**700**	**J**	**230**		4.8	U	**930**	**J**
BA7C	BA7C-SD1620-2211	16	20	**19**	**J**	**270**		10	U	**93**		**1700**		**83**		**2200**	**J**	**1100**		19	U	**3300**	**J**
BA7C	BA7C-SD2024-2211	20	24	87	U	**1000**		82	U	**240**		**4700**		140	U	**5900**		**4100**		150	U	**10000**	
BA7C	BA7C-SD2428-2211	24	28	87	U	**960**		83	U	**220**		**4100**		140	U	**5300**		**2600**		150	U	**7900**	
BA7C	BA7C-SD2832-2211	28	32	**130**	**J**	**1600**		99	U	**370**		**14000**		**420**		**17000**	**J**	**2600**		180	U	**19000**	**J**
BA7C	BA7C-SD3236-2211	32	36	110	U	**1600**		110	U	**270**		**15000**		180	U	**17000**		**2700**		**350**		**20000**	
BA7C	BA7C-SD3640-2211	36	40	240	U	**2900**		230	U	**420**	**J**	**18000**		380	U	**21000**	**J**	**5700**		420	U	**27000**	**J**
BA7C	BA7C-SD4044-2211	40	44	**340**		**8000**		100	U	**2000**		**54000**		**790**		**65000**		**9700**		**330**		**75000**	
BA7C	BA7C-SD4448-2211	44	48	1400	U	**50000**		1300	U	**3200**		**380000**		2200	U	**430000**		**38000**		**6800**		**480000**	
BA7C	BA7C-SD4852-2211	48	52	**1100**		**19000**		**140**	**J**	**3800**		**130000**		**2600**		**160000**	**J**	**18000**		**400**		**180000**	**J**
BA7C	BA7C-SD5256-2211	52	56	**1100**		**19000**		**99**	**J**	**3100**		**120000**		**1500**		**140000**	**J**	**12000**		83	U	**160000**	**J**
BA7C	BA7C-SD5660-2211	56	60	**1300**		**7500**		**51**	**J**	**6100**		**82000**		**7800**		**100000**	**J**	**8600**		73	U	**110000**	**J**
BA7C	BA7C-SD6064-2211	60	64	**1000**		**5200**		**55**	**J**	**4100**		**50000**		**2100**		**62000**	**J**	**6900**		78	U	**69000**	**J**
BA7C	BA7C-SD6468-2211	64	68	**180**		**910**		13	U	**630**		**5300**		**500**		**7500**		**6300**		24	U	**14000**	
BA7C	BA7C-SD6872-2211	68	72	**5.6**	**J**	**11**		2.9	U	**14**		**67**		4.7	U	**98**	**J**	**46**		5.2	U	**140**	**J**
BA7C	BA7C-SD7276-2211	72	76	**8.3**		**120**		2.9	U	**26**		**760**		**14**		**930**		**400**		5.4	U	**1300**	

Table 1. Sediment DDT Results
Second MNR Report
Palos Verdes Shelf
Los Angeles County, California

Location ID	Sample ID	Top of Sample (cm)	Bottom of Sample (cm)	o,p'-DDD	Q	o,p'-DDE	Q	o,p'-DDT	Q	p,p'-DDD	Q	p,p'-DDE	Q	p,p'-DDT	Q	Total DDTs	Q	p,p'-DDMU	Q	p,p'-DDNU	Q	Total DDT Compounds	Q
BA7DC	BA7DC-SD0002-2211	0	2	**5.4**	**J**	**45**		2.9	U	**26**		**280**		**10**		**370**	**J**	**93**		5.4	U	**460**	**J**
BA7DC	BA7DC-SD0204-2211	2	4	**3.5**	**J**	**29**		2.8	U	**18**		**200**		**8**		**260**	**J**	**53**		5.1	U	**310**	**J**
BA7DC	BA7DC-SD0406-2211	4	6	**4.5**		**37**		1.4	U	**20**		**380**		**5.1**		**450**		**68**		2.5	U	**510**	
BA7DC	BA7DC-SD0608-2211	6	8	14	U	**89**		14	U	**74**		**550**		**300**		**1000**		**150**		25	U	**1200**	
BA7DC	BA7DC-SD0812-2211	8	12	**5.1**		**50**		1.4	U	**20**		**390**		**2.7**		**470**		**92**		2.5	U	**560**	
BA7DC	BA7DC-SD1216-2211	12	16	7.1	U	**60**		**8**	**J**	**63**		**380**		**480**		**990**	**J**	**110**		12	U	**1100**	**J**
BA7DC	BA7DC-SD1620-2211	16	20	6.7	U	**43**		6.4	U	**42**		**290**		**300**		**680**		**86**		12	U	**760**	
BA8B	BA8B-SD0002-2211	0	2	98	U	**910**		93	U	**210**		**4500**		150	U	**5600**		**3000**		170	U	**8600**	
BA8B	BA8B-SD0204-2211	2	4	**300**	**J**	**1200**		200	U	**540**		**6600**		330	U	**8600**	**J**	**11000**		360	U	**20000**	**J**
BA8B	BA8B-SD0406-2211	4	6	**340**		**1400**		100	U	**660**		**6000**		160	U	**8400**		**27000**		**1200**		**37000**	
BA8B	BA8B-SD0608-2211	6	8	1100	U	**3300**		1100	U	**1500**	**J**	**12000**		1800	U	**17000**	**J**	**56000**		**4200**		**77000**	**J**
BA8B	BA8B-SD0812-2211	8	12	**460**		**1900**		93	U	**1200**		**9300**		**450**		**13000**		**21000**		170	U	**34000**	
BA8B	BA8B-SD1216-2211	12	16	**95**		**200**		**95**		**230**		**1200**		**130**		**2000**		**1900**		**9.8**		**3900**	
BA8B	BA8B-SD1620-2211	16	20	**7.4**		**24**		**1.9**	**J**	**18**		**120**		**4.6**		**180**	**J**	**170**		**4.2**		**350**	**J**
BA8B	BA8B-SD2024-2211	20	24	**3.9**	**J**	**19**		3	U	**12**		**100**		**5.4**	**J**	**140**	**J**	**100**		5.4	U	**240**	**J**
BA8B	BA8B-SD2428-2211	24	28	**1.5**	**J**	**13**		1.5	U	**5**		**72**		2.4	U	**92**	**J**	**57**		2.7	U	**150**	**J**
BA8B	BA8B-SD2832-2211	28	32	3.1	U	**11**		2.9	U	**3.1**	**J**	**62**		4.8	U	**76**	**J**	**100**		5.3	U	**180**	**J**
BA8B	BA8B-SD3236-2211	32	36	**1.7**		**5.7**		0.7	U	**3.3**		**29**		1.1	U	**40**		**92**		1.3	U	**130**	
BA8B	BA8B-SD3640-2211	36	40	**0.61**		**2.9**		**0.22**	**J**	**1.3**		**20**		0.23	U	**25**	**J**	**8.2**		0.25	U	**33**	**J**
BA8B	BA8B-SD4044-2211	40	44	**0.3**		**3.3**		0.14	U	0.15	U	**19**		0.23	U	**23**		**1.9**		0.26	U	**25**	
BA8B	BA8B-SD4448-2211	44	48	**0.3**		**0.77**		0.14	U	0.15	U	**3.6**		0.23	U	**4.7**		**2.3**		0.26	U	**7**	
BA8B	BA8B-SD4852-2211	48	52	**0.87**		**4.4**		0.15	U	**1.4**		**21**		0.25	U	**28**		**11**		0.28	U	**39**	
BA8B	BA8B-SD5256-2211	52	56	**0.6**		**2.6**		**0.56**		**1**		**11**		0.25	U	**16**		**11**		**0.78**		**28**	
BA8BC	BA8BC-SD0002-2211	0	2	**160**	**J**	**800**		93	U	**510**		**3400**		**420**		**5300**	**J**	**7400**		170	U	**13000**	**J**
BA8BC	BA8BC-SD0204-2211	2	4	**250**		**1400**		93	U	**790**		**5600**		**460**		**8500**		**15000**		**1400**		**25000**	
BA8BC	BA8BC-SD0406-2211	4	6	**140**	**J**	**730**		88	U	**440**		**3100**		**350**		**4800**	**J**	**7000**		160	U	**12000**	**J**
BA8BC	BA8BC-SD0608-2211	6	8	**180**	**J**	**1100**		97	U	**500**		**4000**		**770**		**6600**	**J**	**8300**		180	U	**15000**	**J**
BA8BC	BA8BC-SD0812-2211	8	12	**110**	**J**	**720**		83	U	**300**		**2800**		140	U	**3900**	**J**	**6000**		150	U	**9900**	**J**
BA8BC	BA8BC-SD1216-2211	12	16	79	U	**230**		**160**		78	U	**1000**		120	U	**1400**		**2900**		140	U	**4300**	
BA8BC	BA8BC-SD1620-2211	16	20	**6.5**		**22**		2.8	U	2.9	U	**110**		**7.2**		**150**		**170**		5.1	U	**320**	
BA8BC	BA8BC-SD2024-2211	20	24	**0.97**		**3.7**		0.14	U	**2**		**13**		**0.33**		**20**		**34**		**1.5**		**56**	
BA8BC	BA8BC-SD2428-2211	24	28	**25**	**J**	**190**		15	U	16	U	**1100**		**26**	**J**	**1300**	**J**	**800**		27	U	**2100**	**J**
BA8BC	BA8BC-SD2832-2211	28	32	**6.2**		**28**		2.8	U	3	U	**110**		4.6	U	**140**		**200**		**8.8**		**350**	
BA8BC	BA8BC-SD3236-2211	32	36	0.15	U	**0.38**		0.14	U	0.15	U	**1.6**		0.24	U	**2**		**1.8**		0.26	U	**3.8**	
BA8BC	BA8BC-SD3640-2211	36	40	**3.1**		**19**		1.5	U	1.5	U	**110**		2.4	U	**130**		**150**		**8.9**		**290**	
BA8BC	BA8BC-SD4044-2211	40	44	0.15	U	**0.37**		0.14	U	0.15	U	**1.5**		0.23	U	**1.9**		**1.2**		0.26	U	**3.1**	

Table 1. Sediment DDT Results
Second MNR Report
Palos Verdes Shelf
Los Angeles County, California

Location ID	Sample ID	Top of Sample (cm)	Bottom of Sample (cm)	o,p'-DDD	Q	o,p'-DDE	Q	o,p'-DDT	Q	p,p'-DDD	Q	p,p'-DDE	Q	p,p'-DDT	Q	Total DDTs	Q	p,p'-DDMU	Q	p,p'-DDNU	Q	Total DDT Compounds	Q
BA8C	BA8C-SD0002-2211	0	2	2100	U	**2300**	**J**	2000	U	**72000**		**15000**		3200	U	**89000**	**J**	**4100**		3600	U	**93000**	**J**
BA8C	BA8C-SD0204-2211	2	4	**1800**		**3800**		180	U	**100000**		**26000**		**10000**		**140000**		**14000**		330	U	**160000**	
BA8C	BA8C-SD0406-2211	4	6	**1700**		**3300**		360	U	**42000**		**21000**		**850**		**69000**		**12000**		660	U	**81000**	
BA8C	BA8C-SD0608-2211	6	8	**2700**		**7100**		890	U	**48000**		**38000**		**2100**		**98000**		**19000**		1600	U	**120000**	
BA8C	BA8C-SD0812-2211	8	12	**2100**		**4500**		860	U	**97000**		**26000**		**4300**		**130000**		**12000**		1600	U	**150000**	
BA8C	BA8C-SD1216-2211	12	16	**260**	**J**	**910**		170	U	**3700**		**4900**		**850**		**11000**	**J**	**2000**		310	U	**13000**	**J**
BA8C	BA8C-SD1620-2211	16	20	**9100**	**J**	**27000**		8400	U	**63000**		**100000**		**15000**	**J**	**210000**	**J**	**62000**		15000	U	**280000**	**J**
BA8C	BA8C-SD2024-2211	20	24	12000	U	**31000**		11000	U	**110000**		**100000**		18000	U	**240000**		**39000**		20000	U	**280000**	
BA8C	BA8C-SD2428-2211	24	28	14000	U	**39000**		**8300**		**34000**		**150000**		**21000**		**250000**		**31000**		2400	U	**280000**	
BA8C	BA8C-SD2832-2211	28	32	**5700**		**39000**		**1800**	**J**	**50000**		**370000**		**30000**		**500000**	**J**	**50000**		2400	U	**550000**	**J**
BA8C	BA8C-SD3236-2211	32	36	**2900**		**40000**		1200	U	**13000**		**160000**		**15000**		**230000**		**26000**		2200	U	**260000**	
BA8C	BA8C-SD3640-2211	36	40	**8400**		**38000**		**4800**		**65000**		**130000**		**110000**		**360000**		**75000**		2500	U	**430000**	
BA8C	BA8C-SD4044-2211	40	44	**6500**		**12000**		2100	U	**73000**		**47000**		**51000**		**190000**		**43000**		3900	U	**230000**	
BA8C	BA8C-SD4448-2211	44	48	**3800**		**10000**		**360**		**20000**		**62000**		**34000**		**130000**		**24000**		**390**		**150000**	
BA8C	BA8C-SD4852-2211	48	52	**4300**		**8000**		**570**		**51000**		**45000**		**27000**		**140000**		**21000**		**200**		**160000**	
BA8C	BA8C-SD5256-2211	52	56	**2300**		**5000**		**290**		**46000**		**35000**		**19000**		**110000**		**10000**		**250**		**120000**	
BA8C	BA8C-SD5660-2211	56	60	**220**		**660**		**20**		**20000**		**7300**		**680**		**29000**		**2700**		**83**		**32000**	
BA8C	BA8C-SD6064-2211	60	64	**6100**		**5100**		**4200**		**110000**		**94000**		**450000**		**670000**		**28000**		2900	U	**700000**	
BA8C	BA8C-SD6468-2211	64	68	**1200**		**1500**		**420**		**7900**		**13000**		**15000**		**39000**		**4300**		370	U	**43000**	
BA8C	BA8C-SD6872-2211	68	72	**30**		**22**		8.3	U	**180**		**150**		**180**		**560**		**100**		**19**		**680**	
BA8C	BA8C-SD7276-2211	72	76	**11**	**J**	**7.8**	**J**	7.2	U	**61**		**56**		**140**		**280**	**J**	**47**		13	U	**320**	**J**
BA8C	BA8C-SD7680-2211	76	80	**3900**		**13000**		700	U	**110000**		**87000**		**23000**		**240000**		**18000**		**210**		**260000**	
BA8C	BA8C-SD8084-2211	80	84	**23**		**63**		7.2	U	**190**		**310**		**93**		**680**		**190**		**23**		**890**	
BA8DC	BA8DC-SD0002-2211	0	2	8.4	U	**51**		7.9	U	**44**		**330**		**130**		**560**		**100**		15	U	**660**	
BA8DC	BA8DC-SD0204-2211	2	4	**9**	**J**	**60**		7.5	U	**50**		**400**		**95**		**610**	**J**	**100**		14	U	**710**	**J**
BA8DC	BA8DC-SD0406-2211	4	6	**12**	**J**	**95**		7.3	U	**86**		**570**		**520**		**1300**	**J**	**140**		13	U	**1400**	**J**
BA8DC	BA8DC-SD0608-2211	6	8	**23**	**J**	**130**		15	U	**94**		**860**		24	U	**1100**	**J**	**210**		27	U	**1300**	**J**
BA8DC	BA8DC-SD0812-2211	8	12	**10**	**J**	**82**		7.5	U	**55**		**510**		**23**		**680**	**J**	**140**		14	U	**820**	**J**
BA8DC	BA8DC-SD1216-2211	12	16	**11**	**J**	**100**		7.3	U	**150**		**900**		**150**		**1300**	**J**	**180**		**13**	**J**	**1500**	**J**
BA8DC	BA8DC-SD1620-2211	16	20	**15**		**120**		7.2	U	**88**		**1100**		**530**		**1900**		**260**		**17**		**2100**	
BA8DC	BA8DC-SD2024-2211	20	24	**23**		**170**		**15**		**140**		**1600**		**850**		**2800**		**440**		**18**		**3300**	
BA8DC	BA8DC-SD2428-2211	24	28	**15**		**150**		**16**		**130**		**1100**		**930**		**2300**		**380**		**16**		**2700**	
BA8DC	BA8DC-SD2832-2211	28	32	**24**		**190**		**8.7**	**J**	**120**		**1200**		**380**		**1900**	**J**	**820**		**25**		**2800**	**J**
BA8DC	BA8DC-SD3236-2211	32	36	**24**		**200**		**7.9**	**J**	**130**		**1200**		**430**		**2000**	**J**	**780**		**17**		**2800**	**J**
BA8DC	BA8DC-SD3640-2211	36	40	**30**		**240**		**10**	**J**	**180**		**1400**		**620**		**2500**	**J**	**1000**		**27**		**3500**	**J**
BA8DC	BA8DC-SD4044-2211	40	44	**90**		**890**		**11**	**J**	**440**		**5800**		**1000**		**8200**	**J**	**2400**		**76**		**11000**	**J**
BA8DC	BA8DC-SD4448-2211	44	48	77	U	**430**		73	U	**260**		**2200**		**860**		**3800**		**1400**		130	U	**5200**	
BA9B	BA9B-SD0002-2211	0	2	**31**	**J**	**200**		17	U	**100**		**1200**		**470**		**2000**	**J**	**600**		32	U	**2600**	**J**
BA9B	BA9B-SD0204-2211	2	4	**70**		**450**		17	U	**200**		**4000**		**31**	**J**	**4800**	**J**	**2800**		31	U	**7600**	**J**
BA9B	BA9B-SD0406-2211	4	6	**140**	**J**	**820**		84	U	**360**		**5100**		**170**		**6600**	**J**	**5700**		150	U	**12000**	**J**
BA9B	BA9B-SD0608-2211	6	8	380	U	**900**		360	U	**530**	**J**	**5400**		590	U	**6800**	**J**	**7500**		660	U	**14000**	**J**
BA9B	BA9B-SD0812-2211	8	12	350	U	**620**	**J**	330	U	**370**	**J**	**3100**		540	U	**4100**	**J**	**7000**		610	U	**11000**	**J**
BA9B	BA9B-SD1216-2211	12	16	**76**		**260**		29	U	**220**		**1500**		**180**		**2200**		**2100**		**61**		**4400**	
BA9B	BA9B-SD1620-2211	16	20	**30**		**78**		7.2	U	**79**		**520**		**39**		**750**		**220**		**30**		**1000**	
BA9B	BA9B-SD2024-2211	20	24	**1.7**		**6.6**		0.14	U	**3.6**		**29**		0.24	U	**41**		**16**		**1.8**		**59**	
BA9B	BA9B-SD2428-2211	24	28	**0.64**		**1.8**		**0.63**		**1.1**		**10**		0.23	U	**14**		**6**		**0.52**		**21**	
BA9B	BA9B-SD2832-2211	28	32	**51**	**J**	**250**		**11**	**J**	**120**		**1400**		**58**		**1900**	**J**	**2800**		20	U	**4700**	**J**
BA9B	BA9B-SD3236-2211	32	36	**5.1**	**J**	**21**		2.9	U	**9.6**		**150**		4.8	U	**190**	**J**	**190**		**7.1**		**380**	**J**

Table 1. Sediment DDT Results
Second MNR Report
Palos Verdes Shelf
Los Angeles County, California

Location ID	Sample ID	Top of Sample (cm)	Bottom of Sample (cm)	o,p'-DDD	Q	o,p'-DDE	Q	o,p'-DDT	Q	p,p'-DDD	Q	p,p'-DDE	Q	p,p'-DDT	Q	Total DDTs	Q	p,p'-DDMU	Q	p,p'-DDNU	Q	Total DDT Compounds	Q
BA9BC	BA9BC-SD0002-2211	0	2	**50**		**300**		**27**	**J**	**110**		**1800**		30	U	**2300**	**J**	**1800**		33	U	**4100**	**J**
BA9BC	BA9BC-SD0204-2211	2	4	94	U	**330**		89	U	**190**		**2100**		150	U	**2600**		**3000**		160	U	**5600**	
BA9BC	BA9BC-SD0406-2211	4	6	**58**		**490**		17	U	**190**		**2500**		**270**		**3500**		**3600**		32	U	**7100**	
BA9BC	BA9BC-SD0608-2211	6	8	97	U	**430**		91	U	**210**		**2300**		**210**		**3200**		**4000**		170	U	**7200**	
BA9BC	BA9BC-SD0812-2211	8	12	96	U	**530**		90	U	**240**		**2800**		**250**		**3800**		**5300**		170	U	**9100**	
BA9BC	BA9BC-SD1216-2211	12	16	380	U	**1100**		360	U	**470**	**J**	**4500**		590	U	**6100**	**J**	**13000**		660	U	**19000**	**J**
BA9BC	BA9BC-SD1620-2211	16	20	390	U	**1300**		**590**	**J**	**500**	**J**	**5700**		610	U	**8100**	**J**	**15000**		680	U	**23000**	**J**
BA9BC	BA9BC-SD2024-2211	20	24	**340**		**2400**		36	U	**920**		**13000**		**510**		**17000**		**18000**		68	U	**35000**	
BA9BC	BA9BC-SD2428-2211	24	28	**99**		**200**		11	U	**290**		**1500**		**150**		**2200**		**1700**		**22**	**J**	**4000**	**J**
BA9BC	BA9BC-SD2832-2211	28	32	**38**		**77**		5.4	U	**100**		**580**		**36**		**830**		**660**		**17**	**J**	**1500**	**J**
BA9BC	BA9BC-SD3236-2211	32	36	**41**	**J**	**160**		37	U	**210**		**800**		**250**		**1500**	**J**	**1900**		69	U	**3400**	**J**
BA9BC	BA9BC-SD3640-2211	36	40	78	U	**260**		73	U	**120**	**J**	**1300**		120	U	**1700**	**J**	**2200**		140	U	**3900**	**J**
BA9BC	BA9BC-SD4044-2211	40	44	75	U	**130**	**J**	71	U	**78**	**J**	**590**		120	U	**800**	**J**	**1700**		130	U	**2500**	**J**
BA9BC	BA9BC-SD4448-2211	44	48	**0.27**		**2.9**		**0.15**	**J**	**1.4**		**16**		0.23	U	**21**	**J**	**27**		**0.52**		**48**	**J**
BA9BC	BA9BC-SD4852-2211	48	52	**0.19**	**J**	**0.54**		**0.21**	**J**	**0.48**		**2.5**		0.22	U	**3.9**	**J**	**4.2**		0.25	U	**8.1**	**J**
BA9BC	BA9BC-SD5256-2211	52	56	0.14	U	**0.22**	**J**	0.14	U	0.14	U	**1**		0.23	U	**1.2**	**J**	**1.3**		0.25	U	**2.5**	**J**
BA9C	BA9C-SD0002-2211	0	2	**27**		**130**		7.5	U	**120**		**720**		**340**		**1300**		**410**		14	U	**1700**	
BA9C	BA9C-SD0204-2211	2	4	**32**		**230**		14	U	**120**		**1200**		**130**		**1700**		**640**		27	U	**2400**	
BA9C	BA9C-SD0406-2211	4	6	**51**	**J**	**310**		35	U	**140**		**1600**		58	U	**2100**	**J**	**1200**		65	U	**3300**	**J**
BA9C	BA9C-SD0608-2211	6	8	**89**	**J**	**500**		72	U	**210**		**2300**		120	U	**3100**	**J**	**2500**		130	U	**5600**	**J**
BA9C	BA9C-SD0812-2211	8	12	160	U	**570**		150	U	**320**		**3600**		250	U	**4500**		**2100**		280	U	**6600**	
BA9C	BA9C-SD1216-2211	12	16	**480**		**880**		7.4	U	**1900**		**4200**		**210**		**7700**		**2700**		**57**		**10000**	
BA9C	BA9C-SD1620-2211	16	20	**28**		**130**		7.1	U	**130**		**960**		**96**		**1300**		**830**		**50**		**2200**	
BA9C	BA9C-SD2024-2211	20	24	**9.4**	**J**	**37**		6.8	U	**33**		**200**		**27**		**310**	**J**	**160**		**20**		**490**	**J**
BA9C	BA9C-SD2428-2211	24	28	**9.2**	**J**	**50**		6.9	U	**19**		**230**		11	U	**310**	**J**	**330**		**16**		**650**	**J**
BA9C	BA9C-SD2832-2211	28	32	**23**		**200**		**13**	**J**	**51**		**930**		**49**		**1300**	**J**	**850**		**31**		**2100**	**J**
BA9C	BA9C-SD3236-2211	32	36	7.5	U	**43**		7.1	U	**17**		**140**		12	U	**200**		**290**		**15**		**510**	
BA9C	BA9C-SD3640-2211	36	40	**10**	**J**	**48**		7.1	U	**17**		**160**		12	U	**240**	**J**	**270**		**13**	**J**	**520**	**J**
BA9C	BA9C-SD4044-2211	40	44	**1.1**	**J**	**8.6**		0.68	U	**3.2**		**41**		1.1	U	**54**	**J**	**36**		**1.4**		**91**	**J**
BA9DC	BA9DC-SD0002-2211	0	2	**3.3**		**23**		**1.7**	**J**	**16**		**170**		**63**		**280**	**J**	**39**		2.9	U	**320**	**J**
BA9DC	BA9DC-SD0204-2211	2	4	7.5	U	**41**		7.1	U	**23**		**260**		12	U	**320**		**62**		13	U	**390**	
BA9DC	BA9DC-SD0406-2211	4	6	7.6	U	**44**		7.2	U	**33**		**280**		**100**		**460**		**70**		13	U	**530**	
BA9DC	BA9DC-SD0608-2211	6	8	7.6	U	**70**		7.2	U	**26**		**400**		12	U	**500**		**98**		13	U	**590**	
BA9DC	BA9DC-SD0812-2211	8	12	7.6	U	**56**		7.1	U	**29**		**360**		**43**		**490**		**85**		13	U	**570**	
BA9DC	BA9DC-SD1216-2211	12	16	**11**	**J**	**69**		7.2	U	**27**		**390**		12	U	**500**	**J**	**88**		13	U	**590**	**J**
BA9DC	BA9DC-SD1620-2211	16	20	**10**	**J**	**92**		7.3	U	**45**		**710**		**21**		**880**	**J**	**130**		13	U	**1000**	**J**
BA9DC	BA9DC-SD2024-2211	20	24	**8.5**	**J**	**120**		7.2	U	**58**		**940**		**87**		**1200**	**J**	**190**		13	U	**1400**	**J**
BA9DC	BA9DC-SD2428-2211	24	28	**13**	**J**	**120**		7.2	U	**60**		**490**		**63**		**750**	**J**	**180**		13	U	**930**	**J**
BA9DC	BA9DC-SD2832-2211	28	32	**15**		**130**		7.3	U	**100**		**720**		**280**		**1200**		**230**		**15**		**1500**	
BA9DC	BA9DC-SD3236-2211	32	36	**21**		**220**		7.4	U	**60**		**670**		**30**		**1000**		**610**		**31**		**1600**	
BA9DC	BA9DC-SD3640-2211	36	40	**21**		**210**		7.4	U	**77**		**1200**		**49**		**1600**		**510**		**22**		**2100**	
BA9DC	BA9DC-SD4044-2211	40	44	**30**		**270**		7.1	U	**85**		**860**		**52**		**1300**		**36**	**J**	**34**		**1400**	**J**
BA10B	BA10B-SD0002-2211	0	2	**7.8**		**23**		1.1	U	**3.4**	**J**	**170**		**21**		**230**	**J**	**57**		**3.1**	**J**	**290**	**J**
BA10B	BA10B-SD0204-2211	2	4	**12**		**35**		1.1	U	**5.2**	**J**	**230**		**23**		**310**	**J**	**83**		**4**	**J**	**390**	**J**
BA10B	BA10B-SD0406-2211	4	6	**12**		**28**		**6**		**30**		**200**		**14**		**290**		**70**		**3.7**	**J**	**360**	**J**
BA10B	BA10B-SD0608-2211	6	8	**9**		**27**		1.1	U	**21**		**170**		5.9	U	**230**		**78**		**5**	**J**	**310**	**J**
BA10B	BA10B-SD0812-2211	8	12	**19**		**44**		**51**		**55**		**280**		**130**		**580**		**110**		**7.1**	**J**	**700**	**J**
BA10B	BA10B-SD1216-2211	12	16	**5.1**	**J**	**20**		**4.3**	**J**	**11**		**140**		**8.5**		**190**	**J**	**53**		**2.6**	**J**	**240**	**J**
BA10B	BA10B-SD1620-2211	16	20	**1.7**	**J**	**10**		0.52	U	**5.5**		**72**		2.8	U	**89**	**J**	**16**		0.97	U	**110**	**J**
BA10B	BA10B-SD2024-2211	20	24	0.051	U	**0.21**	**J**	0.05	U	0.051	U	**1.6**		0.27	U	**1.8**	**J**	**0.32**		0.094	U	**2.1**	**J**

Table 1. Sediment DDT Results
Second MNR Report
Palos Verdes Shelf
Los Angeles County, California

Location ID	Sample ID	Top of Sample (cm)	Bottom of Sample (cm)	o,p'-DDD	Q	o,p'-DDE	Q	o,p'-DDT	Q	p,p'-DDD	Q	p,p'-DDE	Q	p,p'-DDT	Q	Total DDTs	Q	p,p'-DDMU	Q	p,p'-DDNU	Q	Total DDT Compounds	Q
BA10C	BA10C-SD0002-2211	0	2	**17**		**25**		**22**		**37**		**200**		**46**		**350**		**21**		2.1	U	**370**	
BA10C	BA10C-SD0204-2211	2	4	**14**		**25**		**30**		**33**		**170**		**33**		**310**		**23**		1.9	U	**330**	
BA10C	BA10C-SD0406-2211	4	6	**12**		**22**		**20**		**24**		**170**		**15**		**260**		**21**		1.8	U	**280**	
BA10C	BA10C-SD0608-2211	6	8	**13**		**21**		**5**	**J**	**22**		**160**		**5.9**		**230**	**J**	**23**		1.8	U	**250**	**J**
BA10C	BA10C-SD0812-2211	8	12	**20**		**27**		**12**		**41**		**200**		**19**		**320**		**25**		1.9	U	**340**	
BA10C	BA10C-SD1216-2211	12	16	**15**	**J**	**120**		**19**	**J**	**36**		**780**		**48**		**1000**	**J**	**92**		9.9	U	**1100**	**J**
BA10C	BA10C-SD1620-2211	16	20	**1.7**	**J**	**8.6**		0.54	U	**2.5**	**J**	**58**		2.9	U	**71**	**J**	**16**		1	U	**87**	**J**
BA10DC	BA10DC-SD0002-2211	0	2	**2.2**	**J**	**16**		0.56	U	**7.4**		**110**		**5.5**		**140**	**J**	**22**		**1.1**	**J**	**160**	**J**
BA10DC	BA10DC-SD0204-2211	2	4	**3**	**J**	**26**		1	U	**8.2**		**180**		5.4	U	**220**	**J**	**34**		1.9	U	**250**	**J**
BA10DC	BA10DC-SD0406-2211	4	6	**3.9**		**47**		0.14	U	**14**		**300**		0.23	U	**360**		**56**		**4.3**		**430**	
BA10DC	BA10DC-SD0608-2211	6	8	**3.7**	**J**	**31**		2.5	U	**11**	**J**	**200**		**21**		**270**	**J**	**38**		4.8	U	**300**	**J**
BA10DC	BA10DC-SD0812-2211	8	12	**6**	**J**	**45**		2.5	U	**13**	**J**	**270**		14	U	**330**	**J**	**69**		4.8	U	**400**	**J**
BA10DC	BA10DC-SD1216-2211	12	16	**5.4**	**J**	**50**		2.6	U	**18**		**300**		**32**		**410**	**J**	**85**		4.9	U	**490**	**J**
BA10DC	BA10DC-SD1620-2211	16	20	**13**	**J**	**94**		5.2	U	**18**	**J**	**460**		28	U	**590**	**J**	**270**		9.8	U	**860**	**J**
BA10DC	BA10DC-SD2024-2211	20	24	**16**	**J**	**110**		5.2	U	**30**		**560**		28	U	**720**	**J**	**430**		9.8	U	**1100**	**J**
BA10DC	BA10DC-SD2428-2211	24	28	**7.7**	**J**	**78**		5.1	U	**19**	**J**	**430**		27	U	**530**	**J**	**220**		9.6	U	**750**	**J**
BA10DC	BA10DC-SD2832-2211	28	32	**2.5**	**J**	**17**		0.99	U	**3.7**	**J**	**91**		5.3	U	**110**	**J**	**48**		1.9	U	**160**	**J**
OA01	OA01-SD0002-2211	0	2	**32**		**410**		9.3	U	**110**		**3000**		**32**		**3600**		**1000**		**72**		**4700**	
OA01	OA01-SD0204-2211	2	4	**39**	**J**	**450**		30	U	**160**		**2900**		**160**		**3700**	**J**	**1300**		57	U	**5000**	**J**
OA01	OA01-SD0406-2211	4	6	33	U	**370**		32	U	**140**	**J**	**2500**		**190**		**3200**	**J**	**790**		60	U	**4000**	**J**
OA01	OA01-SD0608-2211	6	8	**37**	**J**	**420**		32	U	**140**	**J**	**2900**		**190**		**3700**	**J**	**850**		60	U	**4500**	**J**
OA01	OA01-SD0812-2211	8	12	**110**	**J**	**1300**		77	U	**300**	**J**	**7900**		410	U	**9600**	**J**	**2300**		150	U	**12000**	**J**
OA01	OA01-SD1216-2211	12	16	350	U	**3700**		340	U	**530**	**J**	**16000**		1800	U	**20000**	**J**	**8200**		640	U	**28000**	**J**
OA01	OA01-SD1620-2211	16	20	**960**	**J**	**12000**		920	U	**2900**	**J**	**71000**		4900	U	**87000**	**J**	**16000**		1700	U	**100000**	**J**
OA01	OA01-SD2024-2211	20	24	910	U	**5500**		890	U	**3400**	**J**	**46000**		4800	U	**55000**	**J**	**9400**		1700	U	**64000**	**J**
OA01	OA01-SD2428-2211	24	28	**140**	**J**	**920**		57	U	**490**		**7100**		**340**		**9000**	**J**	**1300**		110	U	**10000**	**J**
OA01	OA01-SD2832-2211	28	32	**59**	**J**	**680**		54	U	**240**	**J**	**6000**		**410**		**7400**	**J**	**590**		100	U	**8000**	**J**
OA01	OA01-SD3236-2211	32	36	**29**	**J**	**210**		11	U	**88**		**1300**		60	U	**1600**	**J**	**1200**		21	U	**2800**	**J**
OA01	OA01-SD3640-2211	36	40	**30**	**J**	**240**		11	U	**110**		**1300**		**270**		**2000**	**J**	**1700**		21	U	**3700**	**J**
OA01	OA01-SD4044-2211	40	44	**2.2**	**J**	**32**		1	U	**8.9**		**150**		**8.6**		**200**	**J**	**120**		2	U	**320**	**J**
OA01	OA01-SD4448-2211	44	48	**6.3**	**J**	**58**		2.7	U	**16**		**290**		14	U	**370**	**J**	**280**		5	U	**650**	**J**
OA02	OA02-SD0002-2211	0	2	**12**	**J**	**110**		6.2	U	**50**		**690**		**43**		**910**	**J**	**270**		12	U	**1200**	**J**
OA02	OA02-SD0204-2211	2	4	**12**	**J**	**94**		2.9	U	**50**		**560**		15	U	**720**	**J**	**240**		5.4	U	**960**	**J**
OA02	OA02-SD0406-2211	4	6	**13**	**J**	**110**		5.6	U	**53**		**660**		**71**		**910**	**J**	**280**		11	U	**1200**	**J**
OA02	OA02-SD0608-2211	6	8	**16**		**170**		7.7	U	**81**		**1100**		**210**		**1600**		**420**		**23**		**2000**	
OA02	OA02-SD0812-2211	8	12	**19**	**J**	**230**		12	U	**98**		**1500**		**95**		**1900**	**J**	**580**		23	U	**2500**	**J**
OA02	OA02-SD1216-2211	12	16	11	U	**240**		11	U	**71**		**1300**		58	U	**1600**		**710**		21	U	**2300**	
OA02	OA02-SD1620-2211	16	20	**62**	**J**	**440**		28	U	**160**		**2100**		150	U	**2800**	**J**	**2400**		53	U	**5200**	**J**
OA02	OA02-SD2024-2211	20	24	**60**	**J**	**640**		29	U	**230**		**3100**		**480**		**4500**	**J**	**3300**		55	U	**7800**	**J**
OA02	OA02-SD2428-2211	24	28	**110**	**J**	**670**		60	U	**240**	**J**	**3100**		320	U	**4100**	**J**	**4100**		110	U	**8200**	**J**
OA02	OA02-SD2832-2211	28	32	**100**	**J**	**960**		61	U	**310**	**J**	**4400**		**420**		**6200**	**J**	**5300**		120	U	**11000**	**J**
OA02	OA02-SD3236-2211	32	36	**94**	**J**	**1000**		58	U	**270**	**J**	**4800**		310	U	**6200**	**J**	**4300**		110	U	**10000**	**J**
OA02	OA02-SD3640-2211	36	40	**140**	**J**	**1300**		62	U	**300**	**J**	**5500**		**500**		**7700**	**J**	**5700**		120	U	**13000**	**J**
OA02	OA02-SD4044-2211	40	44	**400**	**J**	**3200**		340	U	**1200**	**J**	**21000**		1800	U	**26000**	**J**	**9300**		640	U	**35000**	**J**
OA02	OA02-SD4448-2211	44	48	**180**	**J**	**1200**		59	U	**350**		**6600**		**430**		**8800**	**J**	**5500**		110	U	**14000**	**J**
OA02	OA02-SD4852-2211	48	52	54	U	**710**		53	U	**170**	**J**	**3900**		280	U	**4800**	**J**	**2700**		100	U	**7500**	**J**
OA02	OA02-SD5256-2211	52	56	**20**	**J**	**140**		11	U	**45**	**J**	**680**		58	U	**890**	**J**	**970**		20	U	**1900**	**J**
OA02	OA02-SD5660-2211	56	60	**15**	**J**	**140**		10	U	**53**	**J**	**730**		56	U	**940**	**J**	**1200**		**20**	**J**	**2200**	**J**
OA02	OA02-SD6064-2211	60	64	**3.5**		**37**		0.52	U	**20**		0.26	U	**88**		**150**		**210**		**8.6**		**370**	
OA02	OA02-SD6468-2211	64	68	**8.2**	**J**	**96**		5.1	U	**26**	**J**	**310**		27	U	**440**	**J**	**560**		**15**	**J**	**1000**	**J**

Table 1. Sediment DDT Results
Second MNR Report
Palos Verdes Shelf
Los Angeles County, California

Location ID	Sample ID	Top of Sample (cm)	Bottom of Sample (cm)	o,p'-DDD	Q	o,p'-DDE	Q	o,p'-DDT	Q	p,p'-DDD	Q	p,p'-DDE	Q	p,p'-DDT	Q	Total DDTs	Q	p,p'-DDMU	Q	p,p'-DDNU	Q	Total DDT Compounds	Q
OA03	OA03-SD0002-2211	0	2	**52**	**J**	**480**		14	U	**180**		**2500**		**400**		**3600**	**J**	**1700**		**41**	**J**	**5400**	**J**
OA03	OA03-SD0204-2211	2	4	**41**	**J**	**390**		13	U	**130**		**2300**		**220**		**3100**	**J**	**990**		25	U	**4100**	**J**
OA03	OA03-SD0406-2211	4	6	**49**	**J**	**440**		13	U	**150**		**2500**		**200**		**3300**	**J**	**1000**		24	U	**4300**	**J**
OA03	OA03-SD0608-2211	6	8	**55**	**J**	**480**		13	U	**160**		**2800**		**86**		**3600**	**J**	**1200**		**42**	**J**	**4800**	**J**
OA03	OA03-SD0812-2211	8	12	**49**	**J**	**460**		**13**	**J**	**210**		**3400**		**230**		**4400**	**J**	**1200**		**31**	**J**	**5600**	**J**
OA03	OA03-SD1216-2211	12	16	**300**	**J**	**2700**		210	U	**810**		**12000**		350	U	**16000**	**J**	**14000**		390	U	**30000**	**J**
OA03	OA03-SD1620-2211	16	20	**500**		**6000**		130	U	**1200**		**32000**		210	U	**40000**		**33000**		**2500**		**75000**	
OA03	OA03-SD2024-2211	20	24	**680**		**18000**		130	U	**1800**		**83000**		**1300**		**100000**		**43000**		**330**		**150000**	
OA03	OA03-SD2428-2211	24	28	1300	U	**9200**		1200	U	**3500**		**72000**		**3200**		**88000**		**7400**		2200	U	**95000**	
OA03	OA03-SD2832-2211	28	32	**240**	**J**	**1500**		170	U	**1100**		**12000**		**550**		**15000**	**J**	**1900**		320	U	**17000**	**J**
OA03	OA03-SD3236-2211	32	36	**85**	**J**	**510**		73	U	**300**		**3600**		120	U	**4500**	**J**	**860**		130	U	**5400**	**J**
OA03	OA03-SD3640-2211	36	40	**9.9**	**J**	**62**		7.1	U	**29**		**310**		12	U	**410**	**J**	**280**		13	U	**690**	**J**
OA03	OA03-SD4044-2211	40	44	7.5	U	**41**		7.1	U	**15**		**220**		12	U	**280**		**140**		**30**		**450**	
OA03	OA03-SD4448-2211	44	48	**0.76**	**J**	**7.1**		0.71	U	**2.4**		**36**		1.2	U	**46**	**J**	**53**		**3.3**		**100**	**J**
OA03	OA03-SD4852-2211	48	52	**0.23**	**J**	**0.81**		0.14	U	**0.41**		**4.3**		0.22	U	**5.8**	**J**	**2.2**		**0.37**		**8.3**	**J**
OA04	OA04-SD0002-2211	0	2	100	U	**400**		95	U	**120**	**J**	**2300**		160	U	**2800**	**J**	**730**		180	U	**3600**	**J**
OA04	OA04-SD0204-2211	2	4	93	U	**460**		88	U	**250**		**2900**		**340**		**4000**		**910**		160	U	**4900**	
OA04	OA04-SD0406-2211	4	6	91	U	**680**		86	U	**230**		**3800**		140	U	**4700**		**1400**		160	U	**6100**	
OA04	OA04-SD0608-2211	6	8	**120**	**J**	**930**		85	U	**400**		**5000**		**250**		**6700**	**J**	**1800**		160	U	**8500**	**J**
OA04	OA04-SD0812-2211	8	12	91	U	**900**		86	U	**350**		**5300**		**1300**		**7900**		**2000**		160	U	**9900**	
OA04	OA04-SD1216-2211	12	16	220	U	**1600**		210	U	**1100**		**9400**		350	U	**12000**		**3300**		390	U	**15000**	
OA04	OA04-SD1620-2211	16	20	250	U	**4200**		230	U	**670**		**17000**		390	U	**22000**		**9900**		430	U	**32000**	
OA04	OA04-SD2024-2211	20	24	1200	U	**11000**		1100	U	**1900**	**J**	**58000**		1800	U	**71000**	**J**	**14000**		2100	U	**85000**	**J**
OA04	OA04-SD2428-2211	24	28	400	U	**3600**		370	U	**1200**		**24000**		620	U	**29000**		**4100**		690	U	**33000**	
OA04	OA04-SD2832-2211	28	32	160	U	**1900**		150	U	**660**		**14000**		**410**		**17000**		**1100**		270	U	**18000**	
OA04	OA04-SD3236-2211	32	36	**18**	**J**	**130**		15	U	**46**		**650**		24	U	**840**	**J**	**330**		27	U	**1200**	**J**
OA04	OA04-SD3640-2211	36	40	**4.8**	**J**	**17**		**3.9**	**J**	**9.4**		**79**		4.6	U	**110**	**J**	**91**		5.2	U	**210**	**J**
OA04	OA04-SD4044-2211	40	44	**0.36**		**3.4**		0.14	U	**0.87**		**27**		0.23	U	**32**		**25**		**1.2**		**58**	
OA04	OA04-SD4448-2211	44	48	**21**	**J**	**140**		14	U	**130**		**730**		**130**		**1200**	**J**	**870**		26	U	**2000**	**J**

Table 1. Sediment DDT Results
Second MNR Report
Palos Verdes Shelf
Los Angeles County, California

Location ID	Sample ID	Top of Sample (cm)	Bottom of Sample (cm)	o,p'-DDD	Q	o,p'-DDE	Q	o,p'-DDT	Q	p,p'-DDD	Q	p,p'-DDE	Q	p,p'-DDT	Q	Total DDTs	Q	p,p'-DDMU	Q	p,p'-DDNU	Q	Total DDT Compounds	Q
OA05	OA05-SD0002-2211	0	2	98	U	**510**		93	U	**180**		**2800**		150	U	**3500**		**1300**		170	U	**4800**	
OA05	OA05-SD0204-2211	2	4	91	U	**600**		86	U	**200**		**3100**		140	U	**3900**		**1800**		160	U	**5700**	
OA05	OA05-SD0406-2211	4	6	87	U	**490**		82	U	**220**		**2900**		130	U	**3600**		**1800**		150	U	**5400**	
OA05	OA05-SD0608-2211	6	8	**94**	**J**	**930**		30	U	**270**		**4600**		**680**		**6600**	**J**	**3000**		58	U	**9600**	**J**
OA05	OA05-SD0812-2211	8	12	**66**	**J**	**900**		32	U	**200**		**3400**		**260**		**4800**	**J**	**3700**		61	U	**8500**	**J**
OA05	OA05-SD1216-2211	12	16	**86**	**J**	**1200**		33	U	**280**		**5600**		**230**		**7400**	**J**	**4200**		62	U	**12000**	**J**
OA05	OA05-SD1620-2211	16	20	**78**	**J**	**1500**		72	U	**290**	**J**	**7600**		390	U	**9500**	**J**	**3700**		140	U	**13000**	**J**
OA05	OA05-SD2024-2211	20	24	180	U	**2300**		180	U	**380**	**J**	**14000**		940	U	**17000**	**J**	**5800**		330	U	**22000**	**J**
OA05	OA05-SD2428-2211	24	28	**200**	**J**	**2900**		160	U	**690**	**J**	**20000**		870	U	**24000**	**J**	**7300**		310	U	**31000**	**J**
OA05	OA05-SD2832-2211	28	32	**300**	**J**	**4000**		84	U	**590**		**31000**		450	U	**36000**	**J**	**5200**		160	U	**41000**	**J**
OA05	OA05-SD3236-2211	32	36	**1100**		**24000**		130	U	**2200**		**130000**		220	U	**160000**		**35000**		**4400**		**200000**	
OA05	OA05-SD3640-2211	36	40	**1400**	**J**	**28000**		860	U	**4200**	**J**	**130000**		4600	U	**160000**	**J**	**36000**		1600	U	**200000**	**J**
OA05	OA05-SD4044-2211	40	44	**1100**	**J**	**21000**		940	U	**2900**	**J**	**100000**		5000	U	**130000**	**J**	**14000**		1800	U	**140000**	**J**
OA05	OA05-SD4448-2211	44	48	**1100**	**J**	**14000**		940	U	**5700**		**110000**		**6800**		**140000**	**J**	**11000**		1800	U	**150000**	**J**
OA05	OA05-SD4852-2211	48	52	**1500**	**J**	**12000**		840	U	**6900**		**90000**		**12000**		**120000**	**J**	**15000**		1600	U	**140000**	**J**
OA05	OA05-SD5256-2211	52	56	**250**	**J**	**940**		61	U	**940**		**7200**		**580**		**9900**	**J**	**1900**		120	U	**12000**	**J**
OA05	OA05-SD5660-2211	56	60	**39**	**J**	**210**		27	U	**120**	**J**	**790**		140	U	**1200**	**J**	**3200**		50	U	**4400**	**J**
OA05	OA05-SD6064-2211	60	64	**8.2**		**41**		1.1	U	**33**		**250**		**97**		**430**		**210**		**11**		**650**	
OA05	OA05-SD6468-2211	64	68	**3.3**	**J**	**19**		2.6	U	**12**	**J**	**62**		**22**		**120**	**J**	**250**		**6.9**	**J**	**380**	**J**
OA05	OA05-SD6872-2211	68	72	**30**	**J**	**170**		27	U	**62**	**J**	**710**		140	U	**970**	**J**	**3000**		51	U	**4000**	**J**
OA05	OA05-SD0002-2211FD	0	2	**40**	**J**	**460**		**16**	**J**	**140**		**2500**		**280**		**3400**	**J**	**1500**		25	U	**4900**	**J**
OA05	OA05-SD0204-2211FD	2	4	88	U	**660**		84	U	**240**		**3700**		140	U	**4600**		**2600**		150	U	**7200**	
OA05	OA05-SD0406-2211FD	4	6	88	U	**540**		83	U	**270**		**3000**		**300**		**4100**		**2300**		150	U	**6400**	
OA05	OA05-SD0608-2211FD	6	8	**40**	**J**	**500**		12	U	**130**		**2400**		**66**		**3100**	**J**	**2200**		23	U	**5300**	**J**
OA05	OA05-SD0812-2211FD	8	12	**55**	**J**	**750**		32	U	**240**		**4100**		170	U	**5100**	**J**	**4200**		60	U	**9300**	**J**
OA05	OA05-SD1216-2211FD	12	16	**70**	**J**	**950**		33	U	**260**		**4800**		**560**		**6600**	**J**	**3200**		62	U	**9800**	**J**
OA05	OA05-SD1620-2211FD	16	20	**73**	**J**	**1400**		36	U	**390**		**7200**		**1400**		**10000**	**J**	**3600**		68	U	**14000**	**J**
OA05	OA05-SD2024-2211FD	20	24	**98**	**J**	**2400**		82	U	**340**	**J**	**14000**		440	U	**17000**	**J**	**4000**		160	U	**21000**	**J**
OA05	OA05-SD2428-2211FD	24	28	**270**		**5900**		45	U	**890**		**32000**		**350**		**39000**		**9400**		84	U	**49000**	
OA05	OA05-SD2832-2211FD	28	32	**490**		**9500**		43	U	**1300**		**61000**		**230**		**73000**		**8800**		81	U	**81000**	
OA05	OA05-SD3236-2211FD	32	36	**850**		**18000**		130	U	**1700**		**100000**		**640**		**120000**		**14000**		240	U	**140000**	
OA05	OA05-SD3640-2211FD	36	40	**1900**		**36000**		48	U	**3800**		**210000**		**1200**		**250000**		**22000**		90	U	**270000**	
OA05	OA05-SD4044-2211FD	40	44	**1100**		**16000**		160	U	**4600**		**67000**		**6800**		**96000**		**12000**		300	U	**110000**	
OA05	OA05-SD4448-2211FD	44	48	**980**		**9100**		**280**		**5700**		**64000**		**19000**		**99000**		**18000**		87	U	**120000**	
OA05	OA05-SD4852-2211FD	48	52	**360**		**2500**		33	U	**1400**		**15000**		**2600**		**22000**		**12000**		62	U	**34000**	
OA05	OA05-SD5256-2211FD	52	56	**160**		**1800**		79	U	**680**		**23000**		**950**		**27000**		**18000**		150	U	**45000**	
OA05	OA05-SD5660-2211FD	56	60	76	U	**160**		71	U	75	U	**940**		120	U	**1100**		**900**		130	U	**2000**	
OA05	OA05-SD6064-2211FD	60	64	**15**		**140**		6.8	U	**44**		**120**		**16**		**340**		**63**		**15**		**410**	
OA05	OA05-SD6468-2211FD	64	68	**3.8**		**20**		1.4	U	**11**		**110**		**8.1**		**150**		**90**		**6.5**		**250**	
OA05	OA05-SD6872-2211FD	68	72	**8.5**		**62**		1.5	U	**28**		**390**		**6.2**		**490**		**640**		53	U	**1100**	
OA05	OA05-SD7276-2211FD	72	76	0.28	U	**1.1**		0.26	U	**0.48**	**J**	**5.7**		**1**		**8.3**	**J**	**3.8**		0.48	U	**12**	**J**

Table 1. Sediment DDT Results
Second MNR Report
Palos Verdes Shelf
Los Angeles County, California

Location ID	Sample ID	Top of Sample (cm)	Bottom of Sample (cm)	o,p'-DDD	Q	o,p'-DDE	Q	o,p'-DDT	Q	p,p'-DDD	Q	p,p'-DDE	Q	p,p'-DDT	Q	Total DDTs	Q	p,p'-DDMU	Q	p,p'-DDNU	Q	Total DDT Compounds	Q
OA06	OA06-SD0002-2211	0	2	**24**		**300**		**6.2**		**420**		**1500**		**280**		**2500**		**920**		160	U	**3500**	
OA06	OA06-SD0204-2211	2	4	85	U	**470**		80	U	**210**		**2500**		**510**		**3700**		**1400**		150	U	**5100**	
OA06	OA06-SD0406-2211	4	6	83	U	**570**		78	U	**240**		**2800**		**850**		**4500**		**2000**		140	U	**6500**	
OA06	OA06-SD0608-2211	6	8	82	U	**600**		78	U	**260**		**2800**		**370**		**4000**		**2500**		140	U	**6500**	
OA06	OA06-SD0812-2211	8	12	**90**	**J**	**770**		77	U	**290**		**3500**		**270**		**4900**	**J**	**3200**		140	U	**8100**	**J**
OA06	OA06-SD1216-2211	12	16	**100**	**J**	**1100**		85	U	**360**		**5200**		**140**	**J**	**6900**	**J**	**4600**		160	U	**12000**	**J**
OA06	OA06-SD1620-2211	16	20	**110**	**J**	**1600**		82	U	**390**		**5700**		130	U	**7800**	**J**	**5800**		150	U	**14000**	**J**
OA06	OA06-SD2024-2211	20	24	**94**	**J**	**850**		**51**	**J**	**270**		**4100**		180	U	**5400**	**J**	**3000**		63	U	**8400**	**J**
OA06	OA06-SD2428-2211	24	28	**110**	**J**	**970**		34	U	**240**		**5200**		180	U	**6500**	**J**	**2600**		**76**	**J**	**9200**	**J**
OA06	OA06-SD2832-2211	28	32	**120**	**J**	**1400**		68	U	**440**		**6400**		**370**		**8700**	**J**	**5500**		130	U	**14000**	**J**
OA06	OA06-SD3236-2211	32	36	390	U	**7100**		380	U	**850**	**J**	**37000**		2000	U	**45000**	**J**	**15000**		720	U	**60000**	**J**
OA06	OA06-SD3640-2211	36	40	430	U	**9800**		420	U	**2000**	**J**	**57000**		2200	U	**69000**	**J**	**9900**		790	U	**79000**	**J**
OA06	OA06-SD4044-2211	40	44	840	U	**11000**		820	U	**2100**	**J**	**74000**		4400	U	**87000**	**J**	**9200**		1500	U	**96000**	**J**
OA06	OA06-SD4448-2211	44	48	**370**	**J**	**2700**		140	U	**1600**		**19000**		**1700**		**25000**	**J**	**9400**		270	U	**35000**	**J**
OA06	OA06-SD4852-2211	48	52	**580**	**J**	**3100**		370	U	**2200**		**21000**		2000	U	**27000**	**J**	**8100**		710	U	**35000**	**J**
OA06	OA06-SD5256-2211	52	56	**43**		**130**		5.4	U	**130**		**1000**		**74**		**1400**		**490**		**15**	**J**	**1900**	**J**
OA06	OA06-SD5660-2211	56	60	0.27	U	**3.5**		0.26	U	**1.3**	**J**	**20**		1.4	U	**25**	**J**	**9.4**		0.49	U	**34**	**J**
OA06	OA06-SD6064-2211	60	64	**24**	**J**	**65**		11	U	**66**		**320**		58	U	**480**	**J**	**1200**		21	U	**1700**	**J**
OA06	OA06-SD6468-2211	64	68	**0.64**	**J**	**3.9**		0.25	U	**2**		**23**		1.3	U	**30**	**J**	**21**		**0.81**	**J**	**51**	**J**
OA07	OA07-SD0002-2211	0	2	**160**	**J**	**1300**		95	U	**600**		**6200**		**1600**		**9900**	**J**	**6300**		170	U	**16000**	**J**
OA07	OA07-SD0204-2211	2	4	**110**		**990**		**26**		**1300**		**4400**		**860**		**7700**		**4400**		**37**		**12000**	
OA07	OA07-SD0406-2211	4	6	**250**		**1500**		90	U	**890**		**6100**		**570**		**9300**		**13000**		170	U	**22000**	
OA07	OA07-SD0608-2211	6	8	**470**		**4700**		**110**		**1200**		**14000**		**1600**		**22000**		**44000**		**470**		**67000**	
OA07	OA07-SD0812-2211	8	12	**670**		**8600**		**90**		**3000**		**25000**		**1500**		**39000**		**54000**		**1100**		**94000**	
OA07	OA07-SD1216-2211	12	16	1300	U	**15000**		1200	U	**3700**		**90000**		**6600**		**120000**		**45000**		2300	U	**160000**	
OA07	OA07-SD1620-2211	16	20	1000	U	**10000**		950	U	**3300**		**68000**		1600	U	**81000**		**18000**		1700	U	**99000**	
OA07	OA07-SD2024-2211	20	24	**450**		**5800**		**200**		**2600**		**31000**		**12000**		**52000**		**11000**		**130**		**63000**	
OA07	OA07-SD2428-2211	24	28	**29**		**160**		15	U	**95**		**840**		**78**		**1200**		**520**		**39**		**1800**	
OA07	OA07-SD2832-2211	28	32	**8.4**	**J**	**57**		7.1	U	**24**		**260**		**16**		**370**	**J**	**420**		**15**		**800**	**J**
OA07	OA07-SD3236-2211	32	36	**4.8**		**31**		**0.85**	**J**	**13**		**190**		**4.3**		**240**	**J**	**320**		**22**		**590**	**J**
OA07	OA07-SD3640-2211	36	40	**1.9**		**12**		0.72	U	**21**		**68**		**2**		**100**		**77**		**3.1**		**190**	
OA07	OA07-SD4044-2211	40	44	**0.87**		**5.1**		0.28	U	**1.8**		**27**		**0.66**		**35**		**31**		**1.9**		**68**	
OA07	OA07-SD4448-2211	44	48	7.7	U	**17**		7.3	U	**9.9**	**J**	**48**		12	U	**75**	**J**	**270**		13	U	**340**	**J**
OA07	OA07-SD4852-2211	48	52	**15**	**J**	**44**		14	U	**35**		**150**		23	U	**240**	**J**	**930**		26	U	**1200**	**J**
OA07	OA07-SD5256-2211	52	56	**0.24**	**J**	**1.1**		**0.2**	**J**	**0.39**		**5.6**		0.23	U	**7.5**	**J**	**8.3**		**0.9**		**17**	**J**
OA07	OA07-SD0002-2211FD	0	2	200	U	**920**		190	U	**830**		**5700**		300	U	**7500**		**2200**		340	U	**9700**	
OA07	OA07-SD0204-2211FD	2	4	**140**		**1000**		**41**		**3800**		**4300**		**2300**		**12000**		**3700**		**32**		**15000**	
OA07	OA07-SD0406-2211FD	4	6	**230**	**J**	**1300**		180	U	**680**		**6400**		290	U	**8600**	**J**	**4700**		330	U	**13000**	**J**
OA07	OA07-SD0608-2211FD	6	8	**400**		**2200**		190	U	**1200**		**9100**		**850**		**14000**		**12000**		340	U	**26000**	
OA07	OA07-SD0812-2211FD	8	12	1000	U	**2200**		950	U	**1000**	**J**	**8400**		**1900**		**14000**	**J**	**18000**		1800	U	**32000**	**J**
OA07	OA07-SD1216-2211FD	12	16	1300	U	**10000**		1200	U	**3500**		**56000**		**5000**		**75000**		**49000**		2200	U	**120000**	
OA07	OA07-SD1620-2211FD	16	20	1200	U	**7800**		1100	U	**3600**		**54000**		**2500**		**68000**		**17000**		2100	U	**85000**	
OA07	OA07-SD2024-2211FD	20	24	840	U	**2100**		800	U	**1100**	**J**	**13000**		1300	U	**16000**	**J**	**1800**		1500	U	**18000**	**J**
OA07	OA07-SD2428-2211FD	24	28	77	U	**680**		72	U	**190**		**3600**		120	U	**4500**		**2000**		130	U	**6500**	
OA07	OA07-SD2832-2211FD	28	32	15	U	**120**		14	U	**35**		**640**		**33**		**830**		**470**		26	U	**1300**	
OA07	OA07-SD3236-2211FD	32	36	16	U	**60**		15	U	**37**		**210**		**27**	**J**	**330**	**J**	**830**		28	U	**1200**	**J**
OA07	OA07-SD3640-2211FD	36	40	**11**	**J**	**84**	**J**	7.2	U	**30**	**J**	**300**	**J**	12	U	**430**	**J**	**410**	**J**	**15**	**J**	**850**	**J**
OA07	OA07-SD4044-2211FD	40	44	15	U	**98**		14	U	**85**		**370**		23	U	**550**		**1000**		**29**		**1600**	
OA07	OA07-SD4448-2211FD	44	48	**1.2**	**J**	**8.9**		0.5	U	**3.6**		**47**		2.7	U	**61**	**J**	**67**		**2.2**	**J**	**130**	**J**

Table 1. Sediment DDT Results
Second MNR Report
Palos Verdes Shelf
Los Angeles County, California

Location ID	Sample ID	Top of Sample (cm)	Bottom of Sample (cm)	o,p'-DDD	Q	o,p'-DDE	Q	o,p'-DDT	Q	p,p'-DDD	Q	p,p'-DDE	Q	p,p'-DDT	Q	Total DDTs	Q	p,p'-DDMU	Q	p,p'-DDNU	Q	Total DDT Compounds	Q
OA08	OA08-SD0002-2211	0	2	**32**		**300**		**14**	**J**	**800**		**1900**		**140**		**3200**	**J**	**1500**		16	U	**4700**	**J**
OA08	OA08-SD0204-2211	2	4	180	U	**600**		170	U	**330**	**J**	**3200**		280	U	**4100**	**J**	**2000**		310	U	**6100**	**J**
OA08	OA08-SD0406-2211	4	6	**160**		**1200**		12	U	**540**		**8000**		**530**		**10000**		**15000**		23	U	**25000**	
OA08	OA08-SD0608-2211	6	8	170	U	**960**		160	U	**390**		**4500**		270	U	**5900**		**5000**		300	U	**11000**	
OA08	OA08-SD0812-2211	8	12	**92**		**770**		**46**		**330**		**280000**		**93**		**280000**		**460000**		**37**	**J**	**740000**	**J**
OA08	OA08-SD1216-2211	12	16	**72**		**760**		7.9	U	**320**		**2500**		**430**		**4100**		**7600**		**25**		**12000**	
OA08	OA08-SD1620-2211	16	20	**130**	**J**	**730**		61	U	**450**		**3100**		**600**		**5000**	**J**	**7800**		110	U	**13000**	**J**
OA08	OA08-SD2024-2211	20	24	130	U	**1200**		120	U	**730**		**5300**		**1100**		**8300**		**12000**		240	U	**20000**	
OA08	OA08-SD2428-2211	24	28	130	U	**1500**		120	U	**1100**		**5400**		**1500**		**9500**		**13000**		240	U	**23000**	
OA08	OA08-SD2832-2211	28	32	**210**		**3300**		**59**		**1900**		**10000**		**960**		**16000**		**18000**		**74**		**35000**	
OA08	OA08-SD3236-2211	32	36	390	U	**8600**		380	U	**1400**	**J**	**36000**		2000	U	**46000**	**J**	**37000**		710	U	**83000**	**J**
OA08	OA08-SD3640-2211	36	40	350	U	**7700**		340	U	**1900**		**40000**		1800	U	**50000**		**24000**		640	U	**74000**	
OA08	OA08-SD4044-2211	40	44	**1100**		**14000**		200	U	**6500**		**67000**		**5000**		**94000**		**28000**		360	U	**120000**	
OA08	OA08-SD4448-2211	44	48	**860**	**J**	**4600**		380	U	**3400**		**40000**		**3200**		**52000**	**J**	**16000**		720	U	**68000**	**J**
OA08	OA08-SD4852-2211	48	52	**240**		**710**		29	U	**930**		**4800**		**1400**		**8100**		**4100**		54	U	**12000**	
OA08	OA08-SD5256-2211	52	56	**150**	**J**	**780**		55	U	**340**		**3300**		**470**		**5000**	**J**	**7000**		100	U	**12000**	**J**
OA08	OA08-SD5660-2211	56	60	**28**	**J**	**65**		11	U	**100**		**350**		**360**		**900**	**J**	**1800**		20	U	**2700**	**J**
OA08	OA08-SD6064-2211	60	64	**2.9**		**6.6**		0.25	U	**5.7**		**34**		**3.2**		**52**		**66**		**1.5**		**120**	
OA08	OA08-SD6468-2211	64	68	**43**	**J**	**120**	**J**	26	U	**100**	**J**	**390**		**200**		**850**	**J**	**2400**		50	U	**3300**	**J**
OA08	OA08-SD6872-2211	68	72	**68**	**J**	**210**		27	U	**140**		**740**		**240**		**1400**	**J**	**4400**		50	U	**5800**	**J**
OA09	OA09-SD0002-2211	0	2	**9.5**	**J**	**82**		2.9	U	**48**		**500**		**77**		**720**	**J**	**280**		5.5	U	**1000**	**J**
OA09	OA09-SD0204-2211	2	4	**15**		**130**		2.9	U	**73**		**930**		**120**		**1300**		**380**		5.4	U	**1600**	
OA09	OA09-SD0406-2211	4	6	**15**		**78**		2.8	U	**56**		**540**		**200**		**890**		**190**		**5.7**	**J**	**1100**	**J**
OA09	OA09-SD0608-2211	6	8	**15**		**120**		2.7	U	**90**		**970**		**540**		**1700**		**300**		5.2	U	**2000**	
OA09	OA09-SD0812-2211	8	12	15	U	**93**	**J**	15	U	**48**	**J**	**440**	**J**	**58**	**J**	**640**	**J**	**170**	**J**	27	U	**810**	**J**
OA09	OA09-SD1216-2211	12	16	**13**	**J**	**93**		2.7	U	**54**		**900**		**120**		**1200**	**J**	**200**		5.1	U	**1400**	**J**
OA09	OA09-SD1620-2211	16	20	**16**		**150**		7.1	U	**75**		**860**		**61**		**1200**		**300**		13	U	**1500**	
OA09	OA09-SD2024-2211	20	24	30	U	**280**	**J**	29	U	**100**	**J**	**1600**	**J**	**75**	**J**	**2100**	**J**	**640**	**J**	53	U	**2700**	**J**
OA09	OA09-SD2428-2211	24	28	77	U	**260**		73	U	**110**	**J**	**1500**		120	U	**1900**	**J**	**590**		130	U	**2500**	**J**
OA09	OA09-SD2832-2211	28	32	31	U	**180**	**J**	30	U	**76**	**J**	**920**	**J**	**99**	**J**	**1300**	**J**	**660**	**J**	55	U	**1900**	**J**
OA09	OA09-SD3236-2211	32	36	31	U	**170**	**J**	29	U	**230**	**J**	**780**	**J**	**230**	**J**	**1400**	**J**	**630**	**J**	53	U	**2000**	**J**
OA09	OA09-SD3640-2211	36	40	31	U	**240**	**J**	29	U	**160**	**J**	**1100**	**J**	**400**	**J**	**1900**	**J**	**1100**	**J**	54	U	**3000**	**J**
OA09	OA09-SD4044-2211	40	44	30	U	**160**	**J**	29	U	**100**	**J**	**740**	**J**	**210**	**J**	**1200**	**J**	**700**	**J**	53	U	**1900**	**J**
OA09	OA09-SD4448-2211	44	48	**26**	**J**	**150**		14	U	**77**		**610**		**79**		**940**	**J**	**680**		**28**		**1700**	**J**

Table 1. Sediment DDT Results
Second MNR Report
Palos Verdes Shelf
Los Angeles County, California

Location ID	Sample ID	Top of Sample (cm)	Bottom of Sample (cm)	o,p'-DDD	Q	o,p'-DDE	Q	o,p'-DDT	Q	p,p'-DDD	Q	p,p'-DDE	Q	p,p'-DDT	Q	Total DDTs	Q	p,p'-DDMU	Q	p,p'-DDNU	Q	Total DDT Compounds	Q
OA10	OA10-SD0002-2211	0	2	98	U	**380**		92	U	**190**		**2200**		150	U	**2800**		**1200**		170	U	**4000**	
OA10	OA10-SD0204-2211	2	4	**50**	**J**	**330**		34	U	**170**		**1900**		**340**		**2800**	**J**	**950**		63	U	**3700**	**J**
OA10	OA10-SD0406-2211	4	6	**65**	**J**	**350**	**J**	16	U	**260**	**J**	**2800**	**J**	**100**	**J**	**3600**	**J**	**1900**	**J**	29	U	**5500**	**J**
OA10	OA10-SD0608-2211	6	8	170	U	**890**		160	U	**370**		**5200**		260	U	**6500**		**3100**		290	U	**9600**	
OA10	OA10-SD0812-2211	8	12	**77**		**670**		8.4	U	**290**		**3000**		**410**		**4400**		**3500**		**34**		**8000**	
OA10	OA10-SD1216-2211	12	16	**330**	**J**	**3000**		200	U	**1100**		**14000**		**760**		**19000**	**J**	**13000**		380	U	**32000**	**J**
OA10	OA10-SD1620-2211	16	20	**240**	**J**	**1700**		180	U	**1000**		**10000**		**580**		**14000**	**J**	**5200**		330	U	**19000**	**J**
OA10	OA10-SD2024-2211	20	24	**70**		**490**		7.7	U	**220**		**2500**		**120**		**3400**		**2800**		**34**		**6200**	
OA10	OA10-SD2428-2211	24	28	**39**	**J**	**200**	**J**	29	UJ	**100**	**J**	**1100**	**J**	**290**	**J**	**1700**	**J**	**1500**	**J**	54	UJ	**3200**	**J**
OA10	OA10-SD2832-2211	28	32	**47**	**J**	**300**	**J**	31	U	**140**	**J**	**1700**	**J**	**170**	**J**	**2400**	**J**	**2100**	**J**	57	U	**4500**	**J**
OA10	OA10-SD3236-2211	32	36	80	U	**210**		76	U	**740**		**1300**		120	U	**2300**		**1600**		140	U	**3900**	
OA10	OA10-SD3640-2211	36	40	**23**	**J**	**120**	**J**	14	U	**140**	**J**	**690**	**J**	23	U	**970**	**J**	**730**	**J**	26	U	**1700**	**J**
OA10	OA10-SD0002-2211FD	0	2	87	U	**330**		82	U	**1000**		**1800**		140	U	**3100**		**1300**		150	U	**4400**	
OA10	OA10-SD0204-2211FD	2	4	**44**	**J**	**280**		31	U	**170**		**1700**		51	U	**2200**	**J**	**1400**		57	U	**3600**	**J**
OA10	OA10-SD0406-2211FD	4	6	**67**		**380**		33	U	**230**		**2400**		**340**		**3400**		**1800**		60	U	**5200**	
OA10	OA10-SD0608-2211FD	6	8	**110**	**J**	**580**	**J**	89	U	**320**	**J**	**3400**	**J**	150	U	**4400**	**J**	**3200**	**J**	160	U	**7600**	**J**
OA10	OA10-SD0812-2211FD	8	12	**120**	**J**	**750**		90	U	**390**		**4300**		**620**		**6200**	**J**	**5400**		170	U	**12000**	**J**
OA10	OA10-SD1216-2211FD	12	16	**320**		**2600**		88	U	**1500**		**19000**		**850**		**24000**		**9600**		**370**		**34000**	
OA10	OA10-SD1620-2211FD	16	20	**180**	**J**	**1400**	**J**	100	U	**600**	**J**	**8300**	**J**	**1900**	**J**	**12000**	**J**	**4000**	**J**	180	U	**16000**	**J**
OA10	OA10-SD2024-2211FD	20	24	**27**	**J**	**180**		14	U	**82**		**780**		**63**		**1100**	**J**	**1300**		**85**		**2500**	**J**
OA10	OA10-SD2428-2211FD	24	28	**14**		**130**		**26**		**31**		**510**		**98**		**810**		**210**		**17**		**1000**	
OA10	OA10-SD2832-2211FD	28	32	**2.2**	**J**	**17**		**2.4**	**J**	**5.3**		**68**		**5.5**		**100**	**J**	**38**		**6.5**		**140**	**J**
OA10	OA10-SD3236-2211FD	32	36	**7.9**	**J**	**54**		7.1	U	**20**		**310**		12	U	**390**	**J**	**230**		**24**		**650**	**J**
OA10	OA10-SD3640-2211FD	36	40	0.74	U	**6.9**		0.7	U	**1.6**		**37**		1.1	U	**46**		**38**		**5.1**		**89**	
OA10	OA10-SD4044-2211FD	40	44	0.14	U	**1.3**		0.14	U	**0.43**		**7.4**		**0.69**		**9.8**		**2.9**		**1.9**		**15**	

Table 1. Sediment DDT Results
Second MNR Report
Palos Verdes Shelf
Los Angeles County, California

Location ID	Sample ID	Top of Sample (cm)	Bottom of Sample (cm)	o,p'-DDD	Q	o,p'-DDE	Q	o,p'-DDT	Q	p,p'-DDD	Q	p,p'-DDE	Q	p,p'-DDT	Q	Total DDTs	Q	p,p'-DDMU	Q	p,p'-DDNU	Q	Total DDT Compounds	Q
OA11	OA11-SD0002-2211	0	2	**41**	**J**	**420**		35	U	**130**		**1800**		**390**		**2800**	**J**	**1200**		64	U	**4000**	**J**
OA11	OA11-SD0204-2211	2	4	87	U	**500**		82	U	**230**		**2700**		**760**		**4200**		**1700**		150	U	**5900**	
OA11	OA11-SD0406-2211	4	6	**46**	**J**	**420**		32	U	**400**		**1900**		**150**		**2900**	**J**	**1700**		59	U	**4600**	**J**
OA11	OA11-SD0608-2211	6	8	**49**	**J**	**540**		32	U	**170**		**2100**		**230**		**3100**	**J**	**2200**		58	U	**5300**	**J**
OA11	OA11-SD0812-2211	8	12	**62**	**J**	**540**		32	U	**190**		**2400**		**310**		**3500**	**J**	**2300**		59	U	**5800**	**J**
OA11	OA11-SD1216-2211	12	16	**130**	**J**	**1300**		87	U	**300**		**5900**		**450**		**8100**	**J**	**4400**		160	U	**12000**	**J**
OA11	OA11-SD1620-2211	16	20	210	U	**3400**		200	U	**410**		**14000**		**680**		**18000**		**11000**		360	U	**29000**	
OA11	OA11-SD2024-2211	20	24	230	U	**660**		220	U	230	U	**2800**		360	U	**3500**		**2000**		400	U	**5500**	
OA11	OA11-SD2428-2211	24	28	1300	U	**19000**		1200	U	**1800**	**J**	**81000**		2000	U	**100000**	**J**	**27000**		2200	U	**130000**	**J**
OA11	OA11-SD2832-2211	28	32	**1600**	**J**	**17000**	**J**	1200	U	**3200**	**J**	**96000**	**J**	2000	U	**120000**	**J**	**20000**	**J**	2300	U	**140000**	**J**
OA11	OA11-SD3236-2211	32	36	1300	U	**20000**		1200	U	**3400**		**88000**		2000	U	**110000**		**14000**		2300	U	**130000**	
OA11	OA11-SD3640-2211	36	40	**1400**	**J**	**10000**	**J**	1200	U	**6600**	**J**	**78000**	**J**	**11000**	**J**	**110000**	**J**	**7800**	**J**	2300	U	**110000**	**J**
OA11	OA11-SD4044-2211	40	44	**1300**		**10000**		110	U	**7300**		**86000**		**11000**		**120000**		**13000**		210	U	**130000**	
OA11	OA11-SD4448-2211	44	48	**380**		**1200**		170	U	**1800**		**12000**		**1800**		**17000**		**2100**		320	U	**19000**	
OA11	OA11-SD4852-2211	48	52	80	U	**910**		76	U	**270**		**4000**		**440**		**5600**		**2900**		140	U	**8500**	
OA11	OA11-SD5256-2211	52	56	30	U	**230**		28	U	**65**		**870**		47	U	**1200**		**1600**		52	U	**2800**	
OA11	OA11-SD5660-2211	56	60	77	U	**150**		73	U	**120**	**J**	**410**		120	U	**680**	**J**	**2400**		130	U	**3100**	**J**
OA11	OA11-SD6064-2211	60	64	15	U	**79**		14	U	**28**	**J**	**180**		24	U	**290**	**J**	**910**		26	U	**1200**	**J**
OA11	OA11-SD6468-2211	64	68	15	U	**140**		15	U	**50**		**620**		**65**		**880**		**840**		27	U	**1700**	
OA11	OA11-SD0002-2211FD	0	2	98	U	**550**		93	U	**280**		**3300**		150	U	**4100**		**1500**		170	U	**5600**	
OA11	OA11-SD0204-2211FD	2	4	**120**	**J**	**870**		87	U	**390**		**3400**		**310**		**5100**	**J**	**1900**		160	U	**7000**	**J**
OA11	OA11-SD0406-2211FD	4	6	89	U	**780**		84	U	**240**		**3400**		**140**	**J**	**4600**	**J**	**2300**		150	U	**6900**	**J**
OA11	OA11-SD0608-2211FD	6	8	**210**	**J**	**2300**		170	U	**770**		**11000**		**1100**		**15000**	**J**	**8000**		310	U	**23000**	**J**
OA11	OA11-SD0812-2211FD	8	12	93	U	**1100**		88	U	**380**		**4900**		**470**		**6900**		**3600**		160	U	**10000**	
OA11	OA11-SD1216-2211FD	12	16	190	U	**1800**		180	U	**470**		**8700**		**930**		**12000**		**4300**		320	U	**16000**	
OA11	OA11-SD1620-2211FD	16	20	210	U	**2500**		200	U	**1200**		**15000**		**1500**		**20000**		**5700**		360	U	**26000**	
OA11	OA11-SD2024-2211FD	20	24	**210**	**J**	**4000**		190	U	**770**		**14000**		**440**		**19000**	**J**	**13000**		350	U	**32000**	**J**
OA11	OA11-SD2428-2211FD	24	28	1100	U	**6900**		1000	U	1100	U	**43000**		1700	U	**50000**		**9100**		1900	U	**59000**	
OA11	OA11-SD2832-2211FD	28	32	1100	U	**12000**		1100	U	**1500**	**J**	**63000**		**3100**		**80000**	**J**	**21000**		2000	U	**100000**	**J**
OA11	OA11-SD3236-2211FD	32	36	1200	U	**19000**		1100	U	**2400**		**68000**		**2100**	**J**	**92000**	**J**	**27000**		2100	U	**120000**	**J**
OA11	OA11-SD3640-2211FD	36	40	1200	U	**16000**		1200	U	**2500**		**77000**		**3100**		**99000**		**34000**		2100	U	**130000**	
OA11	OA11-SD4044-2211FD	40	44	900	U	**6200**		850	U	**2900**		**40000**		**4400**		**54000**		**7500**		1600	U	**61000**	
OA11	OA11-SD4448-2211FD	44	48	**720**		**3500**		350	U	**2700**		**21000**		**4300**		**32000**		**5700**		640	U	**38000**	
OA11	OA11-SD4852-2211FD	48	52	**210**	**J**	**2400**		170	U	**680**		**11000**		**1700**		**16000**	**J**	**8600**		300	U	**25000**	**J**
OA11	OA11-SD5256-2211FD	52	56	**4.8**	**J**	**42**		2.9	U	**20**		**200**		**12**		**280**	**J**	**140**		5.4	U	**420**	**J**
OA11	OA11-SD5660-2211FD	56	60	**7.9**	**J**	**49**		7.2	U	**160**		**320**		12	U	**540**	**J**	**280**		13	U	**820**	**J**
OA11	OA11-SD6064-2211FD	60	64	86	U	**410**		81	U	**180**		**1500**		**300**		**2400**		**4000**		150	U	**6400**	
OA11	OA11-SD6468-2211FD	64	68	**0.3**		**1.4**		0.14	U	**0.67**		**5.4**		0.23	U	**7.8**		**9.7**		**0.47**		**18**	
OA11	OA11-SD6872-2211FD	68	72	15	U	**68**		14	U	**39**		**300**		**140**		**550**		**830**		**32**		**1400**	

Table 1. Sediment DDT Results
Second MNR Report
Palos Verdes Shelf
Los Angeles County, California

Location ID	Sample ID	Top of Sample (cm)	Bottom of Sample (cm)	o,p'-DDD	Q	o,p'-DDE	Q	o,p'-DDT	Q	p,p'-DDD	Q	p,p'-DDE	Q	p,p'-DDT	Q	Total DDTs	Q	p,p'-DDMU	Q	p,p'-DDNU	Q	Total DDT Compounds	Q
OA12	OA12-SD0002-2211	0	2	**32**		**270**		8.2	U	**110**		**1700**		**79**		**2200**		**950**		**17**		**3200**	
OA12	OA12-SD0204-2211	2	4	**22**	**J**	**200**		16	U	**110**		**1100**		**70**		**1500**	**J**	**820**		**35**		**2400**	**J**
OA12	OA12-SD0406-2211	4	6	**53**		**390**		7.7	U	**500**		**2200**		**84**		**3200**		**1400**		**16**		**4600**	
OA12	OA12-SD0608-2211	6	8	85	U	**350**		80	U	**140**	**J**	**2000**		**290**		**2800**	**J**	**2000**		150	U	**4800**	**J**
OA12	OA12-SD0812-2211	8	12	190	U	**870**		180	U	**260**	**J**	**4800**		**430**		**6400**	**J**	**4800**		330	U	**11000**	**J**
OA12	OA12-SD1216-2211	12	16	180	U	**1300**		170	U	**470**		**8400**		280	U	**10000**		**4600**		320	U	**15000**	
OA12	OA12-SD1620-2211	16	20	**94**	**J**	**680**		78	U	**300**		**3900**		**340**		**5300**	**J**	**2200**		140	U	**7500**	**J**
OA12	OA12-SD2024-2211	20	24	**25**	**J**	**110**		14	U	**73**		**590**		**41**		**840**	**J**	**690**		**41**		**1600**	**J**
OA12	OA12-SD2428-2211	24	28	3	U	**19**		2.8	U	**8**		**91**		**38**		**160**		**130**		**7.8**		**290**	
OA12	OA12-SD2832-2211	28	32	**2.9**		**12**		1.4	U	**6.8**		**59**		**3.1**		**84**		**87**		**7.3**		**180**	
OA12	OA12-SD3236-2211	32	36	**22**	**J**	**94**		15	U	**72**		**530**		**130**		**850**	**J**	**530**		**27**	**J**	**1400**	**J**
OA12	OA12-SD3640-2211	36	40	**0.33**		**1.1**		0.14	U	**0.75**		**6.9**		0.23	U	**9.1**		**5**		**1.5**		**16**	
OA12	OA12-SD4044-2211	40	44	**0.26**	**J**	**1.4**		0.14	U	**0.74**		**8.5**		0.22	U	**11**	**J**	**6.2**		**0.72**		**18**	**J**
OA12	OA12-SD0002-2211FD	0	2	85	U	**390**		80	U	**140**	**J**	**2300**		130	U	**2800**	**J**	**1300**		150	U	**4100**	**J**
OA12	OA12-SD0204-2211FD	2	4	**22**	**J**	**200**		16	U	**71**		**1200**		**53**		**1500**	**J**	**650**		29	U	**2200**	**J**
OA12	OA12-SD0406-2211FD	4	6	**21**	**J**	**200**		15	U	**69**		**1100**		**66**		**1500**	**J**	**900**		**34**		**2400**	**J**
OA12	OA12-SD0608-2211FD	6	8	33	U	**250**		32	U	**100**		**1300**		**55**	**J**	**1700**	**J**	**1500**		58	U	**3200**	**J**
OA12	OA12-SD0812-2211FD	8	12	**34**	**J**	**280**		32	U	**110**		**1500**		**120**		**2000**	**J**	**1700**		59	U	**3700**	**J**
OA12	OA12-SD1216-2211FD	12	16	**130**	**J**	**960**		90	U	**460**		**6500**		**410**		**8500**	**J**	**3700**		170	U	**12000**	**J**
OA12	OA12-SD1620-2211FD	16	20	**110**	**J**	**1000**		79	U	**360**		**6200**		**1100**		**8800**	**J**	**1600**		150	U	**10000**	**J**
OA12	OA12-SD2024-2211FD	20	24	**19**		**140**		7.2	U	**61**		**620**		**41**		**880**		**1200**		**14**		**2100**	
OA12	OA12-SD2428-2211FD	24	28	7.3	U	**57**		6.9	U	**14**		**310**		11	U	**380**		**190**		13	U	**570**	
OA12	OA12-SD2832-2211FD	28	32	0.71	U	**4.8**		0.67	U	**1.6**		**41**		1.1	U	**47**		**32**		**1.5**		**81**	
OA12	OA12-SD3236-2211FD	32	36	**0.82**		**7.1**		**0.23**	**J**	**2.2**		**31**		0.22	U	**41**	**J**	**27**		**3.1**		**71**	**J**
OA12	OA12-SD3640-2211FD	36	40	**0.16**	**J**	**0.69**		**0.22**	**J**	**0.3**		**3.8**		0.22	U	**5.2**	**J**	**3**		0.25	U	**8.2**	**J**
OA12	OA12-SD4044-2211FD	40	44	0.14	U	**0.6**		0.13	U	**0.22**	**J**	**2.9**		0.22	U	**3.7**	**J**	**2.1**		0.24	U	**5.8**	**J**
OA13	OA13-SD0002-2211	0	2	37	U	**240**		35	U	**100**		**1300**		57	U	**1600**		**630**		64	U	**2300**	
OA13	OA13-SD0204-2211	2	4	86	U	**610**		82	U	**160**		**3300**		130	U	**4100**		**1700**		150	U	**5800**	
OA13	OA13-SD0406-2211	4	6	32	U	**340**		30	U	**110**		**2000**		**280**		**2700**		**810**		**61**		**3600**	
OA13	OA13-SD0608-2211	6	8	**33**	**J**	**360**		30	U	**700**		**2100**		50	U	**3200**	**J**	**950**		56	U	**4100**	**J**
OA13	OA13-SD0812-2211	8	12	82	U	**1100**		77	U	**400**		**5500**		130	U	**7000**		**2600**		140	U	**9600**	
OA13	OA13-SD1216-2211	12	16	96	U	**710**		91	U	**840**		**3300**		**150**	**J**	**5000**	**J**	**2000**		170	U	**7000**	**J**
OA13	OA13-SD1620-2211	16	20	1200	U	**12000**		1100	U	**1200**	**J**	**53000**		1800	U	**66000**	**J**	**28000**		2000	U	**94000**	**J**
OA13	OA13-SD2024-2211	20	24	1200	U	**12000**		1100	U	**2900**		**82000**		**4600**		**100000**		**13000**		2100	U	**110000**	
OA13	OA13-SD2428-2211	24	28	920	U	**4400**		870	U	**2000**		**33000**		**1400**	**J**	**41000**	**J**	**4500**		1600	U	**45000**	**J**
OA13	OA13-SD2832-2211	28	32	340	U	**2200**		320	U	**640**		**15000**		**1200**		**19000**		**1700**		590	U	**21000**	
OA13	OA13-SD3236-2211	32	36	**14**	**J**	**110**		7.3	U	**33**		**530**		**20**		**710**	**J**	**290**		**25**		**1000**	**J**
OA13	OA13-SD3640-2211	36	40	7.6	U	**73**		7.2	U	**17**		**350**		**13**	**J**	**450**	**J**	**240**		**15**		**710**	**J**
OA13	OA13-SD4044-2211	40	44	7.7	U	**84**		7.3	U	**26**		**390**		**18**		**520**		**310**		**25**		**850**	
OA13	OA13-SD4448-2211	44	48	1.5	U	**12**		1.5	U	**3.6**		**62**		**3.5**		**81**		**67**		**4.4**		**150**	
OA13	OA13-SD4852-2211	48	52	31	U	**220**		30	U	31	U	**960**		49	U	**1200**		**1500**		55	U	**2700**	
OA13	OA13-SD5256-2211	52	56	0.74	U	**3.8**		0.7	U	**0.79**	**J**	**17**		1.2	U	**22**	**J**	**9**		**2.8**		**33**	**J**
OA13	OA13-SD5660-2211	56	60	0.15	U	**0.28**		0.14	U	0.15	U	**1.7**		0.23	U	**2**		**0.6**		**1.6**		**4.2**	
OA13	OA13-SD6064-2211	60	64	6.6	U	**40**		6.3	U	**12**		**180**		10	U	**230**		**210**		**23**		**470**	

Table 1. Sediment DDT Results
Second MNR Report
Palos Verdes Shelf
Los Angeles County, California

Location ID	Sample ID	Top of Sample (cm)	Bottom of Sample (cm)	o,p'-DDD	Q	o,p'-DDE	Q	o,p'-DDT	Q	p,p'-DDD	Q	p,p'-DDE	Q	p,p'-DDT	Q	Total DDTs	Q	p,p'-DDMU	Q	p,p'-DDNU	Q	Total DDT Compounds	Q
OA14	OA14-SD0002-2211	0	2	**26**	**J**	**140**		17	U	**81**		**850**		**190**		**1300**	**J**	**340**		31	U	**1600**	**J**
OA14	OA14-SD0204-2211	2	4	**19**	**J**	**240**		16	U	**94**		**1000**		**330**		**1700**	**J**	**540**		29	U	**2200**	**J**
OA14	OA14-SD0406-2211	4	6	80	U	**270**		76	U	**120**	**J**	**1500**		**420**		**2300**	**J**	**570**		140	U	**2900**	**J**
OA14	OA14-SD0608-2211	6	8	32	U	**280**		30	U	**120**		**1500**		**200**		**2100**		**750**		56	U	**2900**	
OA14	OA14-SD0812-2211	8	12	81	U	**460**		77	U	**280**		**2300**		**340**		**3400**		**1200**		140	U	**4600**	
OA14	OA14-SD1216-2211	12	16	84	U	**690**		80	U	**290**		**3600**		**820**		**5400**		**1900**		150	U	**7300**	
OA14	OA14-SD1620-2211	16	20	92	U	**610**		87	U	**600**		**2900**		**300**		**4400**		**2200**		160	U	**6600**	
OA14	OA14-SD2024-2211	20	24	85	U	**650**		81	U	**200**		**2800**		130	U	**3700**		**2300**		150	U	**6000**	
OA14	OA14-SD2428-2211	24	28	200	U	**2000**		190	U	**380**		**9400**		310	U	**12000**		**5900**		350	U	**18000**	
OA14	OA14-SD2832-2211	28	32	390	U	**3300**		370	U	**1000**		**13000**		**750**		**18000**		**16000**		680	U	**34000**	
OA14	OA14-SD3236-2211	32	36	**190**	**J**	**1700**		170	U	**700**		**8000**		**660**		**11000**	**J**	**6200**		320	U	**17000**	**J**
OA14	OA14-SD3640-2211	36	40	82	U	**520**		77	U	**950**		**2200**		**490**		**4200**		**2100**		140	U	**6300**	
OA14	OA14-SD4044-2211	40	44	82	U	**670**		77	U	**230**		**3200**		**160**		**4300**		**2800**		140	U	**7100**	
OA14	OA14-SD4448-2211	44	48	31	U	**110**		29	U	**59**		**440**		48	U	**610**		**1100**		53	U	**1700**	
OA14	OA14-SD4852-2211	48	52	7.6	U	**58**		7.1	U	**21**		**230**		12	U	**310**		**200**		13	U	**510**	
OA14	OA14-SD5256-2211	52	56	**0.31**		**1.7**		0.14	U	**0.94**		**6.7**		**2.4**		**12**		**8.7**		**0.36**		**21**	
OA14	OA14-SD5660-2211	56	60	31	U	**210**		29	U	**95**		**1100**		**1400**		**2800**		**1100**		54	U	**3900**	
OA15	OA15-SD0002-2211	0	2	**54**	**J**	**320**		34	U	**190**		**1900**		**440**		**2900**	**J**	**1800**		63	U	**4700**	**J**
OA15	OA15-SD0204-2211	2	4	**42**	**J**	**270**		35	U	**150**		**1600**		**250**		**2300**	**J**	**1400**		65	U	**3700**	**J**
OA15	OA15-SD0406-2211	4	6	83	U	**360**		78	U	**250**		**1800**		130	U	**2400**		**2500**		140	U	**4900**	
OA15	OA15-SD0608-2211	6	8	**130**	**J**	**760**		79	U	**450**		**4000**		**250**		**5600**	**J**	**5700**		150	U	**11000**	**J**
OA15	OA15-SD0812-2211	8	12	86	U	**350**		81	U	**200**		**1900**		**160**		**2600**		**2800**		150	U	**5400**	
OA15	OA15-SD1216-2211	12	16	**170**	**J**	**700**		160	U	**430**		**3400**		**780**		**5500**	**J**	**6700**		**680**		**13000**	**J**
OA15	OA15-SD1620-2211	16	20	**28**		**120**		14	U	**78**		**660**		**38**		**920**		**720**		**100**		**1700**	
OA15	OA15-SD2024-2211	20	24	**120**	**J**	**490**		70	U	**270**		**2200**		**830**		**3900**	**J**	**7500**		**530**		**12000**	**J**
OA15	OA15-SD2428-2211	24	28	**11**	**J**	**42**		7.1	U	**32**		**240**		12	U	**330**	**J**	**330**		**30**		**690**	**J**
OA15	OA15-SD2832-2211	28	32	**87**	**J**	**300**		76	U	**290**		**1100**		**320**		**2100**	**J**	**5500**		140	U	**7600**	**J**
OA15	OA15-SD3236-2211	32	36	**5.3**	**J**	**29**		2.8	U	**12**		**150**		4.6	U	**200**	**J**	**130**		**5.8**		**330**	**J**
OA15	OA15-SD3640-2211	36	40	**8**		**40**		2.9	U	**26**		**220**		**5.2**	**J**	**300**	**J**	**290**		5.3	U	**590**	**J**
OA15	OA15-SD4044-2211	40	44	**0.53**		**0.3**		**0.62**		0.15	U	**2.3**		0.23	U	**3.8**		**2.7**		0.26	U	**6.5**	
OA15	OA15-SD4448-2211	44	48	**0.2**	**J**	**1.3**		0.15	U	**0.49**		**6.5**		0.24	U	**8.5**	**J**	**6.7**		0.27	U	**15**	**J**
OA15	OA15-SD4852-2211	48	52	**0.26**	**J**	**1**		**0.19**	**J**	**0.46**		**5.1**		**0.73**		**7.7**	**J**	**3.8**		0.27	U	**12**	**J**

Table 1. Sediment DDT Results
Second MNR Report
Palos Verdes Shelf
Los Angeles County, California

Location ID	Sample ID	Top of Sample (cm)	Bottom of Sample (cm)	o,p'-DDD	Q	o,p'-DDE	Q	o,p'-DDT	Q	p,p'-DDD	Q	p,p'-DDE	Q	p,p'-DDT	Q	Total DDTs	Q	p,p'-DDMU	Q	p,p'-DDNU	Q	Total DDT Compounds	Q
OA16	OA16-SD0002-2211	0	2	**42**		**370**	**J**	**4.3**	**J**	**140**		**1800**		**530**		**2900**	**J**	**1700**		6.4	U	**4600**	**J**
OA16	OA16-SD0204-2211	2	4	50	U	**180**		47	U	**91**	**J**	**950**		77	U	**1200**	**J**	**1200**		86	U	**2400**	**J**
OA16	OA16-SD0406-2211	4	6	**88**	**J**	**560**		81	U	**250**		**2600**		**370**		**3900**	**J**	**5500**		150	U	**9400**	**J**
OA16	OA16-SD0608-2211	6	8	**240**	**J**	**1400**		160	U	**540**		**5900**		**390**		**8500**	**J**	**11000**		290	U	**19000**	**J**
OA16	OA16-SD0812-2211	8	12	**220**		**1900**		85	U	**570**		**9000**		**290**		**12000**		**11000**		160	U	**23000**	
OA16	OA16-SD1216-2211	12	16	**310**		**1500**		87	U	**1000**		**7100**		**920**		**11000**		**11000**		160	U	**22000**	
OA16	OA16-SD1620-2211	16	20	**120**	**J**	**470**		75	U	**430**		**3200**		**310**		**4500**	**J**	**2400**		140	U	**6900**	**J**
OA16	OA16-SD2024-2211	20	24	**46**	**J**	**220**		30	U	**130**		**1200**		**85**		**1700**	**J**	**1300**		54	U	**3000**	**J**
OA16	OA16-SD2428-2211	24	28	31	U	**99**		29	U	**73**		**500**		**53**	**J**	**730**	**J**	**1200**		54	U	**1900**	**J**
OA16	OA16-SD2832-2211	28	32	**9.6**	**J**	**87**		7	U	**38**		**350**		12	U	**480**	**J**	**520**		**14**		**1000**	**J**
OA16	OA16-SD3236-2211	32	36	**18**	**J**	**110**		15	U	**85**		**560**		**190**		**960**	**J**	**1100**		**44**		**2100**	**J**
OA16	OA16-SD3640-2211	36	40	3	U	**14**		2.8	U	**8.2**		**73**		4.6	U	**95**		**110**		**6.3**		**210**	
OA16	OA16-SD4044-2211	40	44	**0.23**	**J**	**1.6**		**0.19**	**J**	**0.43**		**7**		0.23	U	**9.5**	**J**	**11**		**1.1**		**22**	**J**
OA16	OA16-SD4448-2211	44	48	**0.26**	**J**	**3.6**		0.15	U	**1.1**		**13**		**0.54**		**19**	**J**	**12**		**1.4**		**32**	**J**
OA16	OA16-SD4852-2211	48	52	7.6	U	**20**		7.2	U	**13**	**J**	**78**		12	U	**110**	**J**	**280**		**22**		**410**	**J**
OA16	OA16-SD0002-2211FD	0	2	**22**	**J**	**190**		18	U	**85**		**1000**		**66**		**1400**	**J**	**1000**		**48**		**2400**	**J**
OA16	OA16-SD0204-2211FD	2	4	**47**		**460**		8	U	**170**		**2000**		**270**		**2900**		**1900**		**80**		**4900**	
OA16	OA16-SD0406-2211FD	4	6	91	U	**450**		86	U	**190**		**2000**		140	U	**2600**		**3900**		160	U	**6500**	
OA16	OA16-SD0608-2211FD	6	8	97	U	**820**		91	U	**260**		**3800**		**150**	**J**	**5000**	**J**	**4900**		170	U	**9900**	**J**
OA16	OA16-SD0812-2211FD	8	12	88	U	**740**		84	U	**200**		**4200**		140	U	**5100**		**2700**		150	U	**7800**	
OA16	OA16-SD1216-2211FD	12	16	**100**		**530**		16	U	**410**		**4700**		**170**		**5900**		**2900**		**66**		**8900**	
OA16	OA16-SD1620-2211FD	16	20	16	U	**71**		15	U	**32**		**360**		24	U	**460**		**250**		**34**		**750**	
OA16	OA16-SD2024-2211FD	20	24	**11**	**J**	**92**		7.2	U	**37**		**540**		**15**		**700**	**J**	**420**		**57**		**1200**	**J**
OA16	OA16-SD2428-2211FD	24	28	**2.8**		**12**		1.4	U	**8.1**		**65**		2.3	U	**88**		**44**		2.5	U	**130**	
OA16	OA16-SD2832-2211FD	28	32	**5.9**		**10**		0.69	U	**4.2**		**52**		1.1	U	**72**		**17**		**18**		**110**	
OA16	OA16-SD3236-2211FD	32	36	7.6	U	**56**		7.1	U	**14**		**350**		12	U	**420**		**180**		13	U	**600**	
OA16	OA16-SD3640-2211FD	36	40	0.15	U	**1.5**		0.14	U	**0.25**	**J**	**7**		0.23	U	**8.8**	**J**	**4.6**		**0.91**		**14**	**J**
OA17	OA17-SD0002-2211	0	2	**11**	**J**	**70**		8.3	U	**61**		**390**		**100**		**630**	**J**	**250**		15	U	**880**	**J**
OA17	OA17-SD0204-2211	2	4	**16**	**J**	**120**		15	U	**68**		**570**		**50**		**820**	**J**	**410**		**29**	**J**	**1300**	**J**
OA17	OA17-SD0406-2211	4	6	**57**	**J**	**390**		**62**		**310**		**2100**		**1200**		**4100**	**J**	**1800**		**73**		**6000**	**J**
OA17	OA17-SD0608-2211	6	8	180	U	**1900**		170	U	**620**		**8800**		**390**		**12000**		**7300**		310	U	**19000**	
OA17	OA17-SD0812-2211	8	12	**170**		**2400**		**31**	**J**	**570**		**12000**		**910**		**16000**	**J**	**8500**		**75**		**25000**	**J**
OA17	OA17-SD1216-2211	12	16	**84**		**560**		29	U	**480**		**1000**		**270**		**2400**		**1300**		**120**		**3800**	
OA17	OA17-SD1620-2211	16	20	30	U	**170**		28	U	**120**		**880**		**220**		**1400**		**800**		**54**	**J**	**2200**	**J**
OA17	OA17-SD2024-2211	20	24	31	U	**160**		29	U	**100**		**740**		48	U	**1000**		**790**		54	U	**1800**	
OA17	OA17-SD2428-2211	24	28	15	U	**53**		14	U	**32**		**290**		**43**		**420**		**190**		26	U	**610**	
OA17	OA17-SD2832-2211	28	32	7.5	U	**39**		7.1	U	**13**	**J**	**220**		12	U	**270**	**J**	**130**		13	U	**400**	**J**
OA17	OA17-SD3236-2211	32	36	12	U	**75**		11	U	**32**		**440**		19	U	**550**		**270**		**23**		**840**	
OA17	OA17-SD3640-2211	36	40	7.5	U	**46**		7.1	U	**14**		**250**		12	U	**310**		**170**		13	U	**480**	
OA17	OA17-SD4044-2211	40	44	**11**		**41**		1.4	U	**26**		**180**		**23**		**280**		**100**		2.5	U	**380**	
OA18	OA18-SD0002-2211	0	2	18	U	**120**		17	U	**55**		**660**		28	U	**840**		**450**		32	U	**1300**	
OA18	OA18-SD0204-2211	2	4	**21**	**J**	**150**		16	U	**65**		**900**		27	U	**1100**	**J**	**640**		30	U	**1800**	**J**
OA18	OA18-SD0406-2211	4	6	**30**	**J**	**190**		16	U	**88**		**1100**		**40**		**1400**	**J**	**980**		**39**		**2500**	**J**
OA18	OA18-SD0608-2211	6	8	**51**	**J**	**360**		32	U	**150**		**2300**		**90**		**3000**	**J**	**1800**		59	U	**4800**	**J**
OA18	OA18-SD0812-2211	8	12	35	U	**220**		33	U	**110**		**1200**		**55**	**J**	**1600**	**J**	**1300**		**62**	**J**	**2900**	**J**
OA18	OA18-SD1216-2211	12	16	**46**	**J**	**330**		34	U	**180**		**1600**		56	U	**2200**	**J**	**2000**		**120**		**4300**	**J**
OA18	OA18-SD1620-2211	16	20	**180**		**1200**		88	U	**680**		**5900**		**640**		**8600**		**4900**		**230**		**14000**	
OA18	OA18-SD2024-2211	20	24	**61**		**220**		31	U	**230**		**1200**		**59**	**J**	**1800**	**J**	**1600**		**93**		**3500**	**J**
OA18	OA18-SD2428-2211	24	28	31	U	**84**		29	U	**58**		**390**		47	U	**530**		**770**		53	U	**1300**	
OA18	OA18-SD2832-2211	28	32	**3.6**	**J**	**21**		2.8	U	**9.3**		**110**		4.6	U	**140**	**J**	**130**		**15**		**290**	**J**

Table 1. Sediment DDT Results
Second MNR Report
Palos Verdes Shelf
Los Angeles County, California

Location ID	Sample ID	Top of Sample (cm)	Bottom of Sample (cm)	o,p'-DDD	Q	o,p'-DDE	Q	o,p'-DDT	Q	p,p'-DDD	Q	p,p'-DDE	Q	p,p'-DDT	Q	Total DDTs	Q	p,p'-DDMU	Q	p,p'-DDNU	Q	Total DDT Compounds	Q
OA19	OA19-SD0002-2211	0	2	**9.4**	**J**	**87**		8.6	U	**32**		**500**		14	U	**630**	**J**	**280**		16	U	**910**	**J**
OA19	OA19-SD0204-2211	2	4	**13**	**J**	**110**		8	U	**43**		**640**		**21**		**830**	**J**	**330**		15	U	**1200**	**J**
OA19	OA19-SD0406-2211	4	6	16	U	**120**		15	U	**44**		**680**		24	U	**840**		**360**		27	U	**1200**	
OA19	OA19-SD0608-2211	6	8	**16**	**J**	**130**		15	U	**52**		**740**		**38**		**980**	**J**	**440**		28	U	**1400**	**J**
OA19	OA19-SD0812-2211	8	12	**21**		**210**		8.1	U	**96**		**1000**		**61**		**1400**		**860**		**58**		**2300**	
OA19	OA19-SD1216-2211	12	16	32	U	**200**		30	U	**76**		**970**		50	U	**1200**		**1100**		56	U	**2300**	
OA19	OA19-SD1620-2211	16	20	87	U	**400**		82	U	**190**		**2200**		140	U	**2800**		**1500**		150	U	**4300**	
OA19	OA19-SD2024-2211	20	24	**18**		**79**		7.2	U	**60**		**440**		**21**		**620**		**410**		**35**		**1100**	
OA19	OA19-SD2428-2211	24	28	**8.7**	**J**	**60**		7.2	U	**27**		**310**		**30**		**440**	**J**	**350**		**24**		**810**	**J**
OA19	OA19-SD2832-2211	28	32	7.5	U	**43**		7.1	U	**15**		**210**		12	U	**270**		**250**		**17**		**540**	
OA19	OA19-SD3236-2211	32	36	7.5	U	**23**		7	U	**7.6**	**J**	**110**		12	U	**140**	**J**	**130**		13	U	**270**	**J**
OA19	OA19-SD3640-2211	36	40	**20**		**140**		7.9	U	**60**		**610**		**17**		**850**		**710**		**44**		**1600**	
OA19	OA19-SD4044-2211	40	44	7.4	U	**23**		7	U	**8.4**	**J**	**88**		12	U	**120**	**J**	**190**		13	U	**310**	**J**
OA19	OA19-SD4448-2211	44	48	0.14	U	**0.24**	**J**	0.13	U	0.14	U	**1.2**		0.22	U	**1.4**	**J**	**1.3**		0.25	U	**2.7**	**J**
OA19	OA19-SD4852-2211	48	52	7.3	U	**36**		6.9	U	**13**	**J**	**180**		**13**	**J**	**240**	**J**	**220**		13	U	**460**	**J**
OA20	OA20-SD0002-2211	0	2	**3**		**20**		1.5	U	**19**		**140**		**110**		**290**		**33**		**3.6**		**330**	
OA20	OA20-SD0204-2211	2	4	**3.9**	**J**	**30**		2.9	U	**22**		**200**		4.8	U	**260**	**J**	**47**		5.4	U	**300**	**J**
OA20	OA20-SD0406-2211	4	6	7.6	U	**36**		7.1	U	**28**		**260**		**41**		**370**		**55**		13	U	**420**	
OA20	OA20-SD0608-2211	6	8	7.6	U	**43**		7.2	U	**30**		**300**		**37**		**410**		**66**		13	U	**480**	
OA20	OA20-SD0812-2211	8	12	7.9	U	**41**		7.5	U	**23**		**280**		12	U	**340**		**60**		14	U	**400**	
OA20	OA20-SD1216-2211	12	16	**19**	**J**	**130**		14	U	**80**		**900**		**53**		**1200**	**J**	**200**		**26**	**J**	**1400**	**J**
OA20	OA20-SD1620-2211	16	20	15	U	**89**		14	U	**46**		**570**		23	U	**710**		**140**		26	U	**850**	
OA20	OA20-SD2024-2211	20	24	15	U	**99**		14	U	**57**		**610**		**39**		**810**		**180**		26	U	**990**	
OA20	OA20-SD2428-2211	24	28	**14**		**67**		7.1	U	**1200**		**520**		**45**		**1800**		**160**		13	U	**2000**	
OA20	OA20-SD2832-2211	28	32	**22**	**J**	**210**		14	U	**93**		**1100**		**200**		**1600**	**J**	**450**		**34**		**2100**	**J**
OA21	OA21-SD0002-2211	0	2	**32**	**J**	**190**		17	U	**80**		**1100**		27	U	**1400**	**J**	**760**		**37**		**2200**	**J**
OA21	OA21-SD0204-2211	2	4	**39**		**220**		15	U	**88**		**1200**		**54**		**1600**		**810**		28	U	**2400**	
OA21	OA21-SD0406-2211	4	6	**68**		**390**		32	U	**150**		**2000**		**55**	**J**	**2700**	**J**	**2100**		58	U	**4800**	**J**
OA21	OA21-SD0608-2211	6	8	**100**	**J**	**550**		78	U	**200**		**2800**		130	U	**3700**	**J**	**3300**		140	U	**7000**	**J**
OA21	OA21-SD0812-2211	8	12	**150**	**J**	**850**		82	U	**270**		**4300**		130	U	**5600**	**J**	**2800**		150	U	**8400**	**J**
OA21	OA21-SD1216-2211	12	16	**85**	**J**	**560**		77	U	**220**		**3100**		130	U	**4000**	**J**	**2900**		140	U	**6900**	**J**
OA21	OA21-SD1620-2211	16	20	**59**		**230**		**22**	**J**	**180**		**1300**		**110**		**1900**	**J**	**1200**		27	U	**3100**	**J**
OA21	OA21-SD2024-2211	20	24	**26**	**J**	**150**		14	U	**77**		**980**		**38**		**1300**	**J**	**670**		**29**		**2000**	**J**
OA21	OA21-SD2428-2211	24	28	**17**		**100**		6.7	U	**47**		**500**		**22**		**690**		**480**		**16**		**1200**	

Table 1. Sediment DDT Results
Second MNR Report
Palos Verdes Shelf
Los Angeles County, California

Location ID	Sample ID	Top of Sample (cm)	Bottom of Sample (cm)	o,p'-DDD	Q	o,p'-DDE	Q	o,p'-DDT	Q	p,p'-DDD	Q	p,p'-DDE	Q	p,p'-DDT	Q	Total DDTs	Q	p,p'-DDMU	Q	p,p'-DDNU	Q	Total DDT Compounds	Q
OA22	OA22-SD0002-2211	0	2	16	U	**120**		16	U	**38**		**700**		26	U	**860**		**300**		29	U	**1200**	
OA22	OA22-SD0204-2211	2	4	**20**	**J**	**220**		15	U	**64**		**1300**		24	U	**1600**	**J**	**510**		**37**		**2200**	**J**
OA22	OA22-SD0406-2211	4	6	**17**	**J**	**170**		15	U	**63**		**960**		**120**		**1300**	**J**	**440**		27	U	**1800**	**J**
OA22	OA22-SD0608-2211	6	8	**15**		**160**		3	U	**49**		**560**		**39**		**820**		**230**		**28**		**1100**	
OA22	OA22-SD0812-2211	8	12	**16**		**200**		**4.1**		**59**		**1200**		**110**		**1600**		**520**		**21**		**2100**	
OA22	OA22-SD1216-2211	12	16	**40**		**510**		8.4	U	**97**		**3400**		**20**		**4100**		**3000**		**140**		**7200**	
OA22	OA22-SD1620-2211	16	20	**73**		**1600**		**7.9**		**180**		**9400**		**79**		**11000**		**4100**		**52**		**15000**	
OA22	OA22-SD2024-2211	20	24	**15**		**120**		7	U	**47**		**500**		**51**		**730**		**680**		**13**	**J**	**1400**	**J**
OA22	OA22-SD2428-2211	24	28	**7.9**		**63**		1.4	U	**22**		**300**		**7.3**		**400**		**260**		**5.7**		**670**	
OA22	OA22-SD2832-2211	28	32	**15**		**85**		6.9	U	**55**		**320**		11	U	**480**		**380**		13	U	**860**	
OA22	OA22-SD3236-2211	32	36	**4.5**		**37**		1.4	U	**15**		**190**		**38**		**280**		**150**		**2.7**	**J**	**440**	**J**
OA22	OA22-SD3640-2211	36	40	**12**	**J**	**110**		7	U	**26**		**360**		11	U	**510**	**J**	**780**		13	U	**1300**	**J**
OA22	OA22-SD4044-2211	40	44	7.2	U	**42**		6.8	U	**11**	**J**	**180**		11	U	**230**	**J**	**230**		13	U	**460**	**J**
OA22	OA22-SD0002-2211FD	0	2	**12**	**J**	**110**		8.2	U	**35**		**590**		14	U	**750**	**J**	**340**		15	U	**1100**	**J**
OA22	OA22-SD0204-2211FD	2	4	**11**	**J**	**95**		7.3	U	**31**		**510**		12	U	**650**	**J**	**320**		13	U	**970**	**J**
OA22	OA22-SD0406-2211FD	4	6	**17**	**J**	**150**		15	U	**56**		**870**		**29**		**1100**	**J**	**480**		27	U	**1600**	**J**
OA22	OA22-SD0608-2211FD	6	8	**15**		**140**		7.3	U	**41**		**910**		12	U	**1100**		**420**		13	U	**1500**	
OA22	OA22-SD0812-2211FD	8	12	**24**	**J**	**210**		15	U	**67**		**1100**		24	U	**1400**	**J**	**780**		27	U	**2200**	**J**
OA22	OA22-SD1216-2211FD	12	16	**24**		**250**		7.2	U	**60**		**1300**		12	U	**1600**		**820**		**17**		**2500**	
OA22	OA22-SD1620-2211FD	16	20	**26**	**J**	**280**		15	U	**82**		**1300**		**37**		**1700**	**J**	**830**		27	U	**2600**	**J**
OA22	OA22-SD2024-2211FD	20	24	**26**	**J**	**200**		15	U	**71**		**1000**		24	U	**1300**	**J**	**960**		27	U	**2300**	**J**
OA22	OA22-SD2428-2211FD	24	28	**8.9**	**J**	**73**		6.8	U	**30**		**340**		11	U	**450**	**J**	**370**		13	U	**820**	**J**
OA22	OA22-SD2832-2211FD	28	32	**12**	**J**	**99**		7.2	U	**38**		**430**		12	U	**580**	**J**	**820**		13	U	**1400**	**J**
OA22	OA22-SD3236-2211FD	32	36	**18**	**J**	**160**		14	U	**41**		**630**		23	U	**850**	**J**	**1200**		26	U	**2000**	**J**
OA23	OA23-SD0002-2211	0	2	8	U	**66**		7.5	U	**25**		**390**		12	U	**480**		**110**		14	U	**590**	
OA23	OA23-SD0204-2211	2	4	**9.3**		**86**		2.9	U	**30**		**440**		**6.5**		**570**		**140**		**7.8**		**720**	
OA23	OA23-SD0406-2211	4	6	**7.9**	**J**	**85**		7.3	U	**29**		**500**		12	U	**620**	**J**	**130**		13	U	**750**	**J**
OA23	OA23-SD0608-2211	6	8	**11**	**J**	**95**		7.3	U	**61**		**500**		**15**		**680**	**J**	**140**		13	U	**820**	**J**
OA23	OA23-SD0812-2211	8	12	7.8	U	**82**		7.4	U	**28**		**490**		**13**	**J**	**610**	**J**	**130**		14	U	**740**	**J**
OA23	OA23-SD1216-2211	12	16	7.8	U	**120**		7.3	U	**34**		**700**		**25**		**880**		**180**		13	U	**1100**	
OA23	OA23-SD1620-2211	16	20	16	U	**160**		15	U	**61**		**920**		**77**		**1200**		**250**		27	U	**1500**	
OA23	OA23-SD2024-2211	20	24	**23**	**J**	**230**		15	U	**77**		**1100**		**79**		**1500**	**J**	**360**		28	U	**1900**	**J**
OA23	OA23-SD2428-2211	24	28	**49**		**480**		15	U	**110**		**2900**		25	U	**3500**		**1000**		28	U	**4500**	
OA23	OA23-SD2832-2211	28	32	**22**		**260**		7.4	U	**69**		**1400**		**140**		**1900**		**540**		14	U	**2400**	
OA23	OA23-SD3236-2211	32	36	**45**	**J**	**560**		32	U	**120**		**2200**		52	U	**2900**	**J**	**1500**		59	U	**4400**	**J**
OA23	OA23-SD3640-2211	36	40	7.5	U	**94**		7.1	U	**23**		**370**		12	U	**490**		**210**		13	U	**700**	
OA23	OA23-SD4044-2211	40	44	**15**		**190**		7.4	U	**48**		**780**		**86**		**1100**		**520**		14	U	**1600**	
OA23	OA23-SD4448-2211	44	48	**3.6**		**39**		1.5	U	**13**		**220**		**7.8**		**280**		**100**		2.7	U	**380**	
OA24	OA24-SD0002-2211	0	2	**17**		**100**		**21**		**44**		**620**		**120**		**920**		**360**		15	U	**1300**	
OA24	OA24-SD0204-2211	2	4	**15**		**120**		7.2	U	**40**		**870**		12	U	**1000**		**380**		13	U	**1400**	
OA24	OA24-SD0406-2211	4	6	**15**		**140**		7.2	U	**42**		**990**		**31**		**1200**		**440**		13	U	**1700**	
OA24	OA24-SD0608-2211	6	8	**30**		**270**		15	U	**54**		**1500**		24	U	**1900**		**1100**		27	U	**3000**	
OA24	OA24-SD0812-2211	8	12	**32**		**240**		15	U	**91**		**1300**		24	U	**1700**		**1400**		27	U	**3100**	
OA24	OA24-SD1216-2211	12	16	**16**		**120**		6.9	U	**52**		**720**		**78**		**990**		**680**		13	U	**1700**	
OA24	OA24-SD1620-2211	16	20	**11**		**51**		2.7	U	**36**		**370**		**51**		**520**		**370**		5	U	**890**	
OA24	OA24-SD2024-2211	20	24	**22**		**150**		6.9	U	**44**		**770**		**15**		**1000**		**640**		13	U	**1600**	

Table 1. Sediment DDT Results
Second MNR Report
Palos Verdes Shelf
Los Angeles County, California

Location ID	Sample ID	Top of Sample (cm)	Bottom of Sample (cm)	o,p'-DDD	Q	o,p'-DDE	Q	o,p'-DDT	Q	p,p'-DDD	Q	p,p'-DDE	Q	p,p'-DDT	Q	Total DDTs	Q	p,p'-DDMU	Q	p,p'-DDNU	Q	Total DDT Compounds	Q
OA25	OA25-SD0002-2211	0	2	7.9	U	**43**		7.5	U	**18**		**230**		12	U	**290**		**150**		14	U	**440**	
OA25	OA25-SD0204-2211	2	4	**4.5**	**J**	**37**		2.8	U	**13**		**190**		4.6	U	**240**	**J**	**130**		**9.3**		**380**	**J**
OA25	OA25-SD0406-2211	4	6	**4.1**	**J**	**35**		2.8	U	**13**		**200**		4.6	U	**250**	**J**	**78**		**9.1**		**340**	**J**
OA25	OA25-SD0608-2211	6	8	**9**	**J**	**55**		6.9	U	**26**		**290**		**70**		**450**	**J**	**120**		**13**	**J**	**580**	**J**
OA25	OA25-SD0812-2211	8	12	7.2	U	**45**		6.8	U	**18**		**270**		11	U	**330**		**100**		13	U	**430**	
OA25	OA25-SD1216-2211	12	16	**8.6**	**J**	**65**		7	U	**22**		**360**		**15**		**470**	**J**	**170**		**23**		**660**	**J**
OA25	OA25-SD1620-2211	16	20	15	U	**83**		14	U	**37**		**430**		23	U	**550**		**270**		26	U	**820**	
OA25	OA25-SD2024-2211	20	24	15	U	**100**		14	U	**40**		**390**		23	U	**530**		**600**		**32**		**1200**	
OA25	OA25-SD2428-2211	24	28	**37**	**J**	**260**		30	U	**110**		**910**		**160**		**1500**	**J**	**1900**		56	U	**3400**	**J**
OA26	OA26-SD0002-2211	0	2	**26**		**200**		11	U	**120**		**5300**		17	U	**5600**		**690**		19	U	**6300**	
OA26	OA26-SD0204-2211	2	4	**71**	**J**	**440**		41	U	**280**		**2200**		**790**		**3800**	**J**	**1500**		76	U	**5300**	**J**
OA26	OA26-SD0406-2211	4	6	**110**		**710**		**25**	**J**	**460**		**3200**		**810**		**5300**	**J**	**4000**		**47**		**9400**	**J**
OA26	OA26-SD0608-2211	6	8	**92**		**630**		8.8	U	**330**		**2500**		**360**		**3900**		**4300**		**24**		**8200**	
OA26	OA26-SD0812-2211	8	12	**110**	**J**	**640**		84	U	**1000**		**2700**		**1300**		**5800**	**J**	**4500**		150	U	**10000**	**J**
OA26	OA26-SD1216-2211	12	16	190	U	**1100**		180	U	**580**		**4600**		**820**		**7100**		**4900**		330	U	**12000**	
OA26	OA26-SD1620-2211	16	20	230	U	**1500**		220	U	**660**		**7600**		**800**		**11000**		**3700**		400	U	**14000**	
OA26	OA26-SD2024-2211	20	24	**540**	**J**	**3200**		420	U	**8500**		**17000**		**860**		**30000**	**J**	**7900**		770	U	**38000**	**J**
OA26	OA26-SD2428-2211	24	28	470	U	**4600**		440	U	**1100**		**24000**		**2000**		**32000**		**10000**		810	U	**42000**	
OA26	OA26-SD2832-2211	28	32	**590**	**J**	**5600**		470	U	**1200**		**23000**		770	U	**30000**	**J**	**21000**		860	U	**51000**	**J**
OA26	OA26-SD3236-2211	32	36	1200	U	**10000**		1200	U	**2200**	**J**	**40000**		1900	U	**52000**	**J**	**17000**		2200	U	**69000**	**J**
OA26	OA26-SD3640-2211	36	40	**480**	**J**	**3600**		430	U	**2100**		**17000**		700	U	**23000**	**J**	**10000**		780	U	**33000**	**J**
OA26	OA26-SD4044-2211	40	44	**620**	**J**	**3100**		420	U	**3300**		**18000**		**7700**		**33000**	**J**	**9800**		780	U	**43000**	**J**
OA26	OA26-SD4448-2211	44	48	**360**		**1100**		180	U	**1500**		**5300**		**3300**		**12000**		**4800**		340	U	**16000**	
OA26	OA26-SD4852-2211	48	52	**110**	**J**	**390**		74	U	**420**		**1800**		**140**	**J**	**2900**	**J**	**3100**		140	U	**6000**	**J**
OA26	OA26-SD5256-2211	52	56	86	U	**200**		81	U	**200**		**830**		**1300**		**2500**		**1900**		150	U	**4400**	
OA26	OA26-SD5660-2211	56	60	32	U	**95**		30	U	**93**		**310**		**61**		**560**		**1500**		55	U	**2100**	
OA26	OA26-SD6064-2211	60	64	**3.9**	**J**	**13**		2.8	U	**11**		**83**		**12**		**120**	**J**	**110**		5.1	U	**230**	**J**
OA26	OA26-SD6468-2211	64	68	1.5	U	**4.4**		1.4	U	**2.5**	**J**	**22**		2.3	U	**29**	**J**	**43**		**2.7**	**J**	**75**	**J**
OA27	OA27-SD0002-2211	0	2	**88**		**380**		38	U	**300**		**2300**		**210**		**3300**		**1900**		70	U	**5200**	
OA27	OA27-SD0204-2211	2	4	**49**	**J**	**200**		32	U	**110**		**1100**		53	U	**1500**	**J**	**1100**		59	U	**2600**	**J**
OA27	OA27-SD0406-2211	4	6	**45**		**140**		**24**	**J**	**110**		**740**		**81**		**1100**	**J**	**730**		**42**		**1900**	**J**
OA27	OA27-SD0608-2211	6	8	33	U	**130**		31	U	**100**		**550**		51	U	**780**		**1200**		57	U	**2000**	
OA27	OA27-SD0812-2211	8	12	**5.2**	**J**	**17**		3	U	**12**		**100**		4.9	U	**130**	**J**	**86**		**8.1**		**230**	**J**
OA27	OA27-SD1216-2211	12	16	**0.55**		**1.3**		0.18	U	**1.7**		**9.4**		**0.38**		**13**		**8.4**		**0.55**		**22**	
OA27	OA27-SD1620-2211	16	20	**0.42**		**1.2**		0.16	U	**1.4**		**7.7**		0.26	U	**11**		**5.8**		**0.51**		**17**	
OA27	OA27-SD2024-2211	20	24	0.2	U	**0.59**		0.19	U	**0.4**		**3.2**		0.3	U	**4.2**		**2.3**		0.34	U	**6.5**	
OA27	OA27-SD2428-2211	24	28	**47**		**160**		**23**		**160**		**740**		**170**		**1300**		**1300**		18	U	**2600**	
OA28	OA28-SD0002-2211	0	2	**41**		**240**		19	U	**130**		**1400**		31	U	**1800**		**780**		35	U	**2600**	
OA28	OA28-SD0204-2211	2	4	**0.59**		**2.1**		0.16	U	**1.7**		**12**		0.27	U	**16**		**13**		0.3	U	**29**	
OA28	OA28-SD0406-2211	4	6	**160**	**J**	**660**		**130**	**J**	**5800**		**3600**		**2100**		**12000**	**J**	**2100**		160	U	**15000**	**J**
OA28	OA28-SD0608-2211	6	8	**77**		**400**		33	U	**210**		**1900**		**70**		**2700**		**2000**		**78**		**4700**	
OA28	OA28-SD0812-2211	8	12	**97**	**J**	**640**		89	U	**440**		**3600**		**1800**		**6600**	**J**	**4300**		160	U	**11000**	**J**
OA28	OA28-SD1216-2211	12	16	190	U	**1300**		180	U	**380**		**5700**		**1900**		**9300**		**8600**		330	U	**18000**	
OA28	OA28-SD1620-2211	16	20	**460**	**J**	**2700**		400	U	**1400**		**20000**		**2600**		**27000**	**J**	**5200**		740	U	**32000**	**J**
OA28	OA28-SD2024-2211	20	24	85	U	**400**		80	U	**260**		**2200**		130	U	**2900**		**2700**		150	U	**5600**	
OA28	OA28-SD2428-2211	24	28	**8.5**		**37**		**3.5**	**J**	**25**		**180**		**17**		**270**	**J**	**140**		**7.3**		**420**	**J**
OA28	OA28-SD2832-2211	28	32	**4.7**		**28**		0.53	U	**10**		**180**		2.8	U	**220**		**170**		**7.9**		**400**	
OA28	OA28-SD3236-2211	32	36	**15**	**J**	**130**		5.1	U	**56**		**630**		**27**	**J**	**860**	**J**	**760**		**10**	**J**	**1600**	**J**
OA28	OA28-SD3640-2211	36	40	0.053	U	**2.7**		0.052	U	**0.91**		**18**		**1.7**		**23**		**16**		**0.69**		**40**	
OA28	OA28-SD4044-2211	40	44	**0.53**		**4.2**		0.052	U	**1.3**		**26**		0.28	U	**32**		**31**		**1.4**		**64**	
OA28	OA28-SD4448-2211	44	48	**1.7**		**9.3**		0.26	U	**4.9**		**42**		1.4	U	**58**		**86**		**3.3**		**150**	
OA28	OA28-SD4852-2211	48	52	**0.41**	**J**	**4.1**		0.1	U	**2.6**		**19**		**2.1**		**28**	**J**	**16**		**0.97**		**45**	**J**
OA29	OA29-SD0002-2211	0	2	**45**		**340**		8.8	U	**150**		**1500**		**66**		**2100**		**1200**		16	U	**3300**	

Table 1. Sediment DDT Results
Second MNR Report
Palos Verdes Shelf
Los Angeles County, California

Location ID	Sample ID	Top of Sample (cm)	Bottom of Sample (cm)	o,p'-DDD	Q	o,p'-DDE	Q	o,p'-DDT	Q	p,p'-DDD	Q	p,p'-DDE	Q	p,p'-DDT	Q	Total DDTs	Q	p,p'-DDMU	Q	p,p'-DDNU	Q	Total DDT Compounds	Q
OA29	OA29-SD0204-2211	2	4	**72**		**270**		**41**		**410**		**1300**		**410**		**2500**		**2900**		**52**		**5500**	
OA29	OA29-SD0406-2211	4	6	**250**		**610**		33	U	**700**		**3700**		**1000**		**6300**		**8800**		63	U	**15000**	
OA29	OA29-SD0608-2211	6	8	**240**		**580**		32	U	**660**		**3600**		**790**		**5900**		**6700**		61	U	**13000**	
OA29	OA29-SD0812-2211	8	12	**170**	**J**	**630**		**240**	**J**	**720**		**4200**		**860**		**6800**	**J**	**7700**		120	U	**15000**	**J**
OA29	OA29-SD1216-2211	12	16	**160**	**J**	**1000**		**400**		**540**		**6900**		**1500**		**11000**	**J**	**4500**		110	U	**15000**	**J**
OA29	OA29-SD1620-2211	16	20	**26**		**46**		**58**		**62**		**320**		**56**		**570**		**370**		**12**		**950**	
OA29	OA29-SD2024-2211	20	24	**2**	**J**	**14**		0.56	U	**8.4**		**72**		**9.2**		**110**	**J**	**120**		**3.8**		**230**	**J**
OA29	OA29-SD2428-2211	24	28	**10**		**43**		**9.5**		**24**		**230**		**18**		**330**		**190**		2	U	**520**	
OA29	OA29-SD2832-2211	28	32	**0.93**	**J**	**3.3**		0.27	U	**2.8**		**19**		1.4	U	**26**	**J**	**32**		**1.4**		**59**	**J**
OA29	OA29-SD3236-2211	32	36	0.054	U	**0.34**		0.052	U	**0.22**	**J**	**1.6**		**0.5**		**2.7**	**J**	**3.6**		0.099	U	**6.3**	**J**
OA29	OA29-SD3640-2211	36	40	0.054	U	**0.38**		**0.59**		**0.21**	**J**	**1.8**		0.28	U	**3**	**J**	**3.3**		0.099	U	**6.3**	**J**
OA29	OA29-SD4044-2211	40	44	0.053	U	**0.35**		**0.42**		**0.26**	**J**	**1.5**		0.28	U	**2.5**	**J**	**3.4**		0.099	U	**5.9**	**J**
OA29	OA29-SD4448-2211	44	48	0.052	U	**0.4**		0.051	U	**0.45**		**1.5**		**0.47**		**2.8**		**4.4**		0.096	U	**7.2**	
OA29	OA29-SD4852-2211	48	52	0.15	U	**0.27**		**0.18**	**J**	**0.3**		**1.2**		0.23	U	**2**	**J**	**2**		0.25	U	**4**	**J**
OA30	OA30-SD0002-2211	0	2	8.9	U	**90**		8.4	U	**35**		**420**		**60**		**610**		**260**		15	U	**870**	
OA30	OA30-SD0204-2211	2	4	**43**		**350**		**7.6**	**J**	**140**		**2200**		**240**		**3000**	**J**	**1400**		11	U	**4400**	**J**
OA30	OA30-SD0406-2211	4	6	**49**	**J**	**510**		12	U	**190**		**2500**		**650**		**3900**	**J**	**1800**		22	U	**5700**	**J**
OA30	OA30-SD0608-2211	6	8	33	U	**370**		31	U	**120**		**1600**		**210**		**2300**		**1200**		57	U	**3500**	
OA30	OA30-SD0812-2211	8	12	32	U	**370**		31	U	**100**		**1500**		**130**		**2100**		**1300**		57	U	**3400**	
OA30	OA30-SD1216-2211	12	16	84	U	**670**		79	U	**800**		**2600**		**190**		**4300**		**2800**		150	U	**7100**	
OA30	OA30-SD1620-2211	16	20	**90**	**J**	**1100**		82	U	**320**		**4400**		**700**		**6600**	**J**	**4200**		150	U	**11000**	**J**
OA30	OA30-SD2024-2211	20	24	**89**		**900**		**13**	**J**	**290**		**3300**		**410**		**5000**	**J**	**3500**		16	U	**8500**	**J**
OA30	OA30-SD2428-2211	24	28	95	U	**1600**		89	U	**340**		**5300**		**370**		**7600**		**7000**		160	U	**15000**	
OA30	OA30-SD2832-2211	28	32	410	U	**4000**		380	U	**470**	**J**	**11000**		630	U	**15000**	**J**	**13000**		710	U	**28000**	**J**
OA30	OA30-SD3236-2211	32	36	**330**	**J**	**4900**		210	U	**1400**		**25000**		**1400**		**33000**	**J**	**11000**		2000	U	**44000**	**J**
OA30	OA30-SD3640-2211	36	40	400	U	**3200**		380	U	**1500**		**13000**		**2000**		**20000**		**11000**		690	U	**31000**	
OA30	OA30-SD4044-2211	40	44	**150**	**J**	**1000**		81	U	**500**		**4800**		**790**		**7200**	**J**	**2600**		150	U	**9800**	**J**
OA30	OA30-SD4448-2211	44	48	90	U	**1000**		85	U	**360**		**2100**		**760**		**4200**		**9700**		**300**		**14000**	
OA30	OA30-SD4852-2211	48	52	30	U	**240**		29	U	**92**		**880**		**450**		**1700**		**1200**		53	U	**2900**	
OA30	OA30-SD5256-2211	52	56	1.5	U	**10**		1.4	U	**3.4**		**40**		2.3	U	**53**		**71**		**6.3**		**130**	
OA30	OA30-SD5660-2211	56	60	7.6	U	**12**	**J**	7.2	U	**7.6**	**J**	**48**		12	U	**68**	**J**	**110**		13	U	**180**	**J**
OA31	OA31-SD0002-2211	0	2	18	U	**170**		17	U	**73**		**920**		**72**		**1200**		**320**		31	U	**1600**	
OA31	OA31-SD0204-2211	2	4	33	U	**340**		31	U	**100**		**1600**		**110**		**2200**		**730**		57	U	**2900**	
OA31	OA31-SD0406-2211	4	6	33	U	**340**		31	U	**110**		**1600**		52	U	**2100**		**820**		58	U	**2900**	
OA31	OA31-SD0608-2211	6	8	**37**	**J**	**460**		33	U	**270**		**2100**		**540**		**3400**	**J**	**1000**		61	U	**4400**	**J**
OA31	OA31-SD0812-2211	8	12	92	U	**710**		87	U	**280**		**3300**		**530**		**4800**		**1200**		160	U	**6000**	
OA31	OA31-SD1216-2211	12	16	220	U	**2200**		210	U	**290**	**J**	**7700**		340	U	**10000**	**J**	**4300**		380	U	**14000**	**J**
OA31	OA31-SD1620-2211	16	20	**1200**	**J**	**30000**		970	U	**2800**		**92000**		1600	U	**130000**	**J**	**68000**		1800	U	**190000**	**J**
OA31	OA31-SD2024-2211	20	24	**230**		**7000**		10	U	**1300**		**27000**		**640**		**36000**		**6800**		**77**		**43000**	
OA31	OA31-SD2428-2211	24	28	**1900**	**J**	**27000**		1200	U	**9200**		**74000**		**16000**		**130000**	**J**	**31000**		2200	U	**160000**	**J**
OA31	OA31-SD2832-2211	28	32	1000	U	**6200**		990	U	**2000**		**45000**		**1700**	**J**	**55000**	**J**	**8600**		1800	U	**64000**	**J**
OA31	OA31-SD3236-2211	32	36	78	U	**450**		73	U	**110**	**J**	**3000**		120	U	**3600**	**J**	**560**		140	U	**4100**	**J**
OA31	OA31-SD3640-2211	36	40	7.5	U	**71**		7.1	U	**23**		**410**		**68**		**570**		**190**		13	U	**760**	
OA31	OA31-SD4044-2211	40	44	**2.6**	**J**	**17**		**3.4**		**10**		**81**		**17**		**130**	**J**	**68**		**4.5**		**200**	**J**
OA31	OA31-SD4448-2211	44	48	**8.1**	**J**	**61**		7.3	U	**25**		**240**		**21**		**360**	**J**	**210**		13	U	**570**	**J**
OA31	OA31-SD4852-2211	48	52	**7**		**69**		0.74	U	**22**		**320**		**2.8**		**420**		**330**		**8**		**760**	
OA31	OA31-SD5256-2211	52	56	0.75	U	**2.8**		0.71	U	**1.1**	**J**	**14**		1.2	U	**18**	**J**	**13**		1.3	U	**31**	**J**

Table 1. Sediment DDT Results
Second MNR Report
Palos Verdes Shelf
Los Angeles County, California

Location ID	Sample ID	Top of Sample (cm)	Bottom of Sample (cm)	o,p'-DDD	Q	o,p'-DDE	Q	o,p'-DDT	Q	p,p'-DDD	Q	p,p'-DDE	Q	p,p'-DDT	Q	Total DDTs	Q	p,p'-DDMU	Q	p,p'-DDNU	Q	Total DDT Compounds	Q
OA32	OA32-SD0002-2211	0	2	35	U	**230**		33	U	**80**		**1400**		54	U	**1700**		**780**		61	U	**2500**	
OA32	OA32-SD0204-2211	2	4	85	U	**360**		80	U	**190**		**2100**		**620**		**3300**		**1400**		150	U	**4700**	
OA32	OA32-SD0406-2211	4	6	85	U	**400**		80	U	**160**		**2200**		**300**		**3100**		**1900**		150	U	**5000**	
OA32	OA32-SD0608-2211	6	8	91	U	**670**		87	U	**220**		**4100**		**290**		**5300**		**3500**		160	U	**8800**	
OA32	OA32-SD0812-2211	8	12	1100	U	**2700**		1000	U	1100	U	**13000**		1700	U	**16000**		**17000**		1900	U	**33000**	
OA32	OA32-SD1216-2211	12	16	990	U	**4100**		940	U	**1100**	**J**	**25000**		1500	U	**30000**	**J**	**14000**		1700	U	**44000**	**J**
OA32	OA32-SD1620-2211	16	20	**140**		**1400**		8.5	U	**420**		**9400**		**440**		**12000**		**2000**		**45**		**14000**	
OA32	OA32-SD2024-2211	20	24	79	U	**620**		75	U	**150**		**3500**		120	U	**4300**		**1600**		140	U	**5900**	
OA32	OA32-SD2428-2211	24	28	15	U	**110**		14	U	**25**	**J**	**610**		23	U	**750**	**J**	**290**		26	U	**1000**	**J**
OA32	OA32-SD2832-2211	28	32	7.4	U	**50**		7	U	**16**		**250**		12	U	**320**		**220**		13	U	**540**	
OA32	OA32-SD3236-2211	32	36	2.9	U	**23**		2.8	U	**3.4**	**J**	**120**		4.5	U	**150**	**J**	**56**		5.1	U	**200**	**J**
OA32	OA32-SD3640-2211	36	40	**16**	**J**	**89**		15	U	**44**		**430**		24	U	**580**	**J**	**800**		27	U	**1400**	**J**
OA32	OA32-SD4044-2211	40	44	2.9	U	**19**		2.7	U	**8.2**		**75**		**7.2**		**110**		**140**		5.1	U	**250**	
OA33	OA33-SD0002-2211	0	2	**3.2**		**23**		0.76	U	**16**		**120**		**2.3**		**160**		**51**		**3.4**		**220**	
OA33	OA33-SD0204-2211	2	4	7.4	U	**25**		7	U	**9.6**	**J**	**160**		11	U	**190**	**J**	**52**		13	U	**250**	**J**
OA33	OA33-SD0406-2211	4	6	7.3	U	**28**		6.9	U	**14**		**170**		11	U	**210**		**55**		13	U	**270**	
OA33	OA33-SD0608-2211	6	8	**7.3**	**J**	**15**		6.9	U	**18**		**89**		11	U	**130**	**J**	**24**		13	U	**150**	**J**
OA33	OA33-SD0812-2211	8	12	**3**	**J**	**29**		2.9	U	**10**		**170**		4.7	U	**210**	**J**	**44**		5.3	U	**260**	**J**
OA33	OA33-SD1216-2211	12	16	2.9	U	**22**		2.7	U	**7.1**		**140**		4.5	U	**170**		**44**		5	U	**210**	
OA33	OA33-SD1620-2211	16	20	**3.1**	**J**	**17**		2.7	U	**7.5**		**100**		4.5	U	**130**	**J**	**29**		5	U	**160**	**J**
OA33	OA33-SD2024-2211	20	24	2.9	U	**24**		2.8	U	2.9	U	**150**		4.6	U	**170**		**42**		5.1	U	**220**	
OA33	OA33-SD2428-2211	24	28	1.5	U	**9.9**		1.4	U	**6**		**52**		**24**		**92**		**18**		2.5	U	**110**	
OA33	OA33-SD2832-2211	28	32	0.75	U	**4.1**		0.71	U	**1**	**J**	**22**		1.2	U	**27**	**J**	**7.6**		1.3	U	**35**	**J**
OA33	OA33-SD3236-2211	32	36	1.4	U	**7**		1.4	U	1.4	U	**35**		2.2	U	**42**		**12**		2.5	U	**54**	
OA34	OA34-SD0002-2211	0	2	**48**		**320**		15	U	**120**		**1300**		**93**		**1900**		**1400**		28	U	**3300**	
OA34	OA34-SD0204-2211	2	4	**140**		**1200**		15	U	**420**		**3800**		**250**		**5800**		**5800**		**38**		**12000**	
OA34	OA34-SD0406-2211	4	6	88	U	**790**		83	U	**290**		**3500**		**270**		**4900**		**4800**		150	U	**9700**	
OA34	OA34-SD0608-2211	6	8	**230**		**2400**		83	U	**610**		**14000**		**190**		**17000**		**7600**		150	U	**25000**	
OA34	OA34-SD0812-2211	8	12	**150**		**1200**		74	U	**410**		**5800**		**130**	**J**	**7700**	**J**	**5100**		140	U	**13000**	**J**
OA34	OA34-SD1216-2211	12	16	**260**	**J**	**1500**		150	U	**700**		**9000**		**600**		**12000**	**J**	**3700**		280	U	**16000**	**J**
OA34	OA34-SD1620-2211	16	20	**64**		**310**		29	U	**150**		**1600**		**67**		**2200**		**1800**		53	U	**4000**	
OA34	OA34-SD2024-2211	20	24	**34**		**160**		7.3	U	**88**		**880**		**45**		**1200**		**810**		13	U	**2000**	
OA34	OA34-SD2428-2211	24	28	**26**		**170**		7.1	U	**68**		**1000**		**18**		**1300**		**1100**		**27**		**2400**	
OA34	OA34-SD2832-2211	28	32	**12**	**J**	**120**		7.3	U	**44**		**550**		**12**	**J**	**740**	**J**	**920**		13	U	**1700**	**J**
OA34	OA34-SD3236-2211	32	36	**8**		**74**		2.8	U	**24**		**390**		4.6	U	**500**		**440**		**7.1**		**940**	
OA34	OA34-SD3640-2211	36	40	0.14	U	**4.6**		0.14	U	**0.68**		**24**		0.23	U	**29**		**11**		**1.1**		**41**	
OA34	OA34-SD4044-2211	40	44	**2.3**		**6.9**		0.14	U	**2.4**		**42**		0.23	U	**54**		**14**		**1.2**		**69**	
OA34	OA34-SD4448-2211	44	48	**2.5**	**J**	**20**		1.4	U	**8**		**100**		2.3	U	**130**	**J**	**140**		**4**		**270**	**J**
OA35	OA35-SD0002-2211	0	2	**45**		**320**		16	U	**140**		**2500**		**27**	**J**	**3000**	**J**	**2000**		**42**		**5100**	**J**
OA35	OA35-SD0204-2211	2	4	**36**		**250**		16	U	**100**		**1500**		26	U	**1900**		**1200**		**29**	**J**	**3100**	**J**
OA35	OA35-SD0406-2211	4	6	**53**	**J**	**370**		33	U	**140**		**1900**		54	U	**2500**	**J**	**2000**		61	U	**4500**	**J**
OA35	OA35-SD0608-2211	6	8	86	U	**500**		82	U	**220**		**2500**		130	U	**3200**		**3200**		150	U	**6400**	
OA35	OA35-SD0812-2211	8	12	180	U	**1300**		170	U	**400**		**5600**		280	U	**7300**		**8900**		310	U	**16000**	
OA35	OA35-SD1216-2211	12	16	**100**	**J**	**580**		80	U	**270**		**2600**		130	U	**3600**	**J**	**4600**		150	U	**8200**	**J**
OA35	OA35-SD1620-2211	16	20	**79**	**J**	**340**		75	U	**240**		**1500**		120	U	**2200**	**J**	**3100**		140	U	**5300**	**J**
OA35	OA35-SD2024-2211	20	24	**12**		**30**		**13**		**27**		**150**		**10**		**240**		**150**		**5.7**		**400**	

Table 1. Sediment DDT Results
Second MNR Report
Palos Verdes Shelf
Los Angeles County, California

Location ID	Sample ID	Top of Sample (cm)	Bottom of Sample (cm)	o,p'-DDD	Q	o,p'-DDE	Q	o,p'-DDT	Q	p,p'-DDD	Q	p,p'-DDE	Q	p,p'-DDT	Q	Total DDTs	Q	p,p'-DDMU	Q	p,p'-DDNU	Q	Total DDT Compounds	Q
OA35	OA35-SD2428-2211	24	28	**3.4**		**10**		**3.5**		**10**		**46**		**3.8**		**77**		**85**		**2.5**		**160**	
OA35	OA35-SD2832-2211	28	32	0.15	U	**2**		0.14	U	**0.48**		**9.5**		0.23	U	**12**		**3.7**		**0.56**		**16**	
OA35	OA35-SD3236-2211	32	36	0.14	U	**0.21**	**J**	0.13	U	0.14	U	**1.2**		0.22	U	**1.4**	**J**	**1.3**		**0.56**		**3.3**	**J**

Notes:
All results are reported in units of micrograms per kilogram (µg/kg)
Bold font - detected result
Total DDTs are the sum of the detected concentrations of the o,p'- and p,p'- isomers of DDD, DDE and DDT
Total DDT Compounds are the sum of the detected concentrations of the o,p'- and p,p'- isomers of DDD, DDE and DDT; p,p'-DDMU; and p,p'-DDNU

Data qualifiers:
J = estimated value
U = not detected above the method detection limit shown

Abbreviations:
cm = centimeter
DDD = Dichlorodiphenyldichloroethane
DDE = Dichlorodiphenyldichloroethylene
DDMU = 1-chloro-2,2-bis(4-chlorophenyl)ethene
DDNU = 1,1-bis(4-chlorophenyl)ethene
DDT = Dichlorodiphenyltrichloroethane
Q = Qualifier

Appendix G
PCB Data - Sediment

Table 1. Sediment PCB Results
Second MNR Report
Palos Verdes Shelf
Los Angeles County, California

Location ID	Sample ID	Top of Sample (cm)	Bottom of Sample (cm)	PCB-5/8	Q	PCB-18	Q	PCB-28	Q	PCB-31	Q	PCB-37	Q	PCB-44	Q	PCB-49	Q	PCB-52	Q	PCB-66	Q	PCB-70	Q	PCB-74	Q	PCB-77	Q	PCB-81	Q	PCB-87	Q	PCB-99	Q	PCB-101	Q	PCB-105	Q
BA1B	BA1B-SD0002-2211	0	2	**0.62**		0.13	U	**1.9**		**1.3**		0.11	U	**1.4**		**2**		**3.8**		**7.5**		**4.9**		**3.6**		0.13	U	0.12	U	**3**		**6.2**		**9.1**		**3.4**	
BA1B	BA1B-SD0204-2211	2	4	**1.1**		0.12	U	**3.5**		**1.2**		0.1	U	**3.7**		**2.7**		**3.8**		**6.2**		**3.9**		**3.6**		**1**		0.11	U	**2.8**		**5.2**		**8.1**		**4.4**	
BA1B	BA1B-SD0406-2211	4	6	**1.8**		0.12	U	**3.4**		**2.8**		0.1	U	**3.9**		**3.5**		**3.7**		**8.6**		**5.4**		**3.1**		0.12	U	0.11	U	**4**		**6.7**		**10**		**3.9**	
BA1B	BA1B-SD0608-2211	6	8	**3.5**		0.12	U	**5.4**		**8.4**		0.1	U	**5.4**		**4**		**6.6**		**10**		**6**		**4.5**		0.12	U	0.11	U	**3.9**		**7.3**		**14**		**6.1**	
BA1B	BA1B-SD0812-2211	8	12	**0.66**		0.12	U	**1.5**		0.047	U	0.098	U	**1.2**		**1.4**		**1.9**		**2.5**		**1.7**		**1**		0.12	U	0.11	U	**1.6**		**1.6**		**3.6**		**3.2**	
BA1B	BA1B-SD1216-2211	12	16	**0.48**	**J**	0.12	U	**1.6**		0.049	U	0.1	U	**1.6**		**1.5**		**1.8**		**3.9**		**2.3**		**1.5**		0.12	U	0.11	U	**1.9**		**2.5**		**4.8**		**6.5**	
BA1B	BA1B-SD1620-2211	16	20	0.15	U	0.12	U	0.13	U	0.049	U	0.1	U	0.16	U	0.14	U	0.1	U	0.14	U	0.12	U	0.13	U	0.12	U	0.11	U	0.16	U	0.11	U	0.14	U	0.14	U
BA1B	BA1B-SD2024-2211	20	24	**0.24**	**J**	0.12	U	0.13	U	0.049	U	0.1	U	0.15	U	**0.36**		**0.57**		**0.88**		**0.31**		0.13	U	0.12	U	0.11	U	0.16	U	**0.9**		**1.3**		**0.62**	
BA1B	BA1B-SD2428-2211	24	28	0.15	U	0.12	U	0.13	U	0.049	U	0.1	U	0.15	U	0.14	U	0.1	U	0.14	U	0.12	U	0.13	U	0.12	U	0.11	U	0.16	U	0.11	U	0.14	U	0.14	U
BA1B	BA1B-SD2832-2211	28	32	0.15	U	0.12	U	0.13	U	0.048	U	0.1	U	0.15	U	0.14	U	0.1	U	0.14	U	0.12	U	0.13	U	0.12	U	0.11	U	0.16	U	0.11	U	0.14	U	0.13	U
BA1B	BA1B-SD3236-2211	32	36	0.15	U	0.12	U	0.13	U	0.049	U	0.1	U	0.16	U	0.14	U	0.1	U	0.14	U	0.12	U	0.13	U	0.12	U	0.11	U	0.16	U	0.11	U	0.14	U	0.14	U
BA1B	BA1B-SD3640-2211	36	40	0.14	U	0.12	U	0.13	U	0.048	U	0.1	U	0.15	U	0.14	U	0.1	U	0.14	U	0.12	U	0.13	U	0.12	U	0.11	U	0.16	U	0.11	U	0.14	U	0.13	U
BA1B	BA1B-SD4044-2211	40	42	0.15	U	0.12	U	0.13	U	0.05	U	0.11	U	0.16	U	0.14	U	0.11	U	0.15	U	0.12	U	0.14	U	0.13	U	0.12	U	0.16	U	0.11	U	0.14	U	0.14	U
BA1C	BA1C-SD0002-2211	0	2	**2.1**		0.3	U	**5.9**		**3.5**		0.26	U	**7.1**		**5**		**7**		**15**		**9.7**		**7**		**2.2**		0.28	U	**5.8**		**11**		**19**		**6.7**	
BA1C	BA1C-SD0204-2211	2	4	**1.8**		0.29	U	**5.5**		**4.8**		0.24	U	**8.5**		**5.1**		**8.3**		**16**		**10**		**7.3**		**2.9**		0.27	U	**7.1**		**11**		**21**		**9.4**	
BA1C	BA1C-SD0406-2211	4	6	**2.3**		0.28	U	**5.1**		**5.2**		0.24	U	**8.6**		**5**		**8.4**		**14**		**9.5**		**6.4**		**3.6**		0.26	U	**7.2**		**10**		**18**		**9.7**	
BA1C	BA1C-SD0608-2211	6	8	**1.2**		0.14	U	**2.5**		**2.3**		0.12	U	**3.7**		**2.2**		**4.2**		**7.4**		**5.2**		**3.6**		**0.88**		0.13	U	**3.5**		**6.2**		**10**		**4.4**	
BA1C	BA1C-SD0812-2211	8	12	**0.96**		**0.79**		**5.5**		**1.9**		0.12	U	**4.7**		**4.3**		**5.5**		**12**		**9.4**		**5**		0.14	U	0.13	U	**7.4**		**6.9**		**14**		**10**	
BA1C	BA1C-SD1216-2211	12	16	**1.1**		0.14	U	**6.9**		**2.1**		0.12	U	**5.9**		**5.5**		**6.4**		**13**		**9.3**		**5**		0.14	U	0.13	U	**8.1**		**8.6**		**15**		**9**	
BA1C	BA1C-SD1620-2211	16	20	**3**		**4.7**		**14**		**8.3**		0.12	U	**27**		**21**		**20**		**44**		**30**		**16**		0.15	U	0.14	U	**23**		**28**		**41**		**35**	
BA1C	BA1C-SD2024-2211	20	24	**5.3**		0.16	U	**30**		**8.8**		0.13	U	**39**		**27**		**32**		**58**		**44**		**22**		**15**		0.15	U	**21**		**66**		**120**		**46**	
BA1C	BA1C-SD2428-2211	24	28	**2.2**		**2.5**		**7**		**2.9**		0.12	U	**8.6**		**8.7**		**8.7**		**18**		**12**		**7.4**		0.14	U	0.13	U	**8.5**		**14**		**20**		**18**	
BA1C	BA1C-SD2832-2211	28	32	**2.3**		0.14	U	**5.8**		0.056	U	0.12	U	**7.4**		**7.1**		**7.5**		**14**		**10**		**5.8**		0.14	U	0.13	U	**7.9**		**13**		**18**		**8.2**	
BA1C	BA1C-SD3236-2211	32	36	**1.4**		0.14	U	**3.9**		**1.2**		0.12	U	**4.7**		**4.8**		**4.6**		**8.5**		**5.6**		**3.8**		0.14	U	0.13	U	**4.1**		**6.7**		**9.8**		**4.3**	
BA1C	BA1C-SD3640-2211	36	40	**0.67**		0.13	U	**1.8**		**0.61**		0.11	U	**2.1**		**1.8**		**2.4**		**4**		**2.7**		**1.7**		0.13	U	0.12	U	**1.7**		**2.7**		**4**		**1.3**	
BA1C	BA1C-SD4044-2211	40	44	**0.29**	**J**	0.13	U	**0.75**		**0.47**		0.11	U	**1.1**		**1.1**		**1.4**		**1.9**		**1.5**		**0.98**		0.13	U	0.12	U	**1**		**1.5**		**2.5**		**1**	
BA1C	BA1C-SD4448-2211	44	46	0.16	U	0.13	U	0.14	U	0.12	U	0.11	U	0.17	U	0.15	U	0.11	U	0.15	U	0.13	U	0.14	U	0.13	U	0.12	U	0.17	U	0.12	U	0.15	U	0.15	U
BA1DC	BA1DC-SD0002-2211	0	2	0.34	U	0.28	U	**1.1**		**0.58**	**J**	0.23	U	**2.4**		**2.1**		**2.8**		**4.7**		**2.8**		**1.5**		0.28	U	0.26	U	**3.2**		**4.7**		**6.4**		**6.6**	
BA1DC	BA1DC-SD0204-2211	2	4	**0.54**	**J**	0.14	U	**1.4**		**0.83**		0.12	U	**1.1**		**1.2**		**1.4**		**3.6**		**2.2**		**1.4**		0.14	U	0.13	U	**1.2**		**2.1**		**4.3**		**1.7**	
BA1DC	BA1DC-SD0406-2211	4	6	**0.64**		0.13	U	**1.7**		**0.73**		0.11	U	**1.7**		**1.4**		**1.9**		**3.7**		**1.9**		**1.2**		0.13	U	0.12	U	**1.9**		**3**		**4.7**		**1.2**	
BA1DC	BA1DC-SD0608-2211	6	8	**1**		0.13	U	**1.9**		**0.66**		0.11	U	**1.9**		**1.8**		**2.4**		**4.7**		**2.8**		**2.4**		0.13	U	0.12	U	**2.2**		**4.2**		**5.8**		**2.5**	
BA1DC	BA1DC-SD0812-2211	8	12	**0.63**		0.13	U	**2.2**		**0.86**		0.11	U	**2.6**		**2.2**		**2.9**		**5.3**		**3.1**		**2**		0.14	U	0.13	U	**2.3**		**4.2**		**6.2**		**3**	
BA1DC	BA1DC-SD1216-2211	12	16	**0.94**		0.14	U	**4.4**		**0.92**		0.12	U	**3.8**		**3.1**		**3.4**		**6.8**		**4.9**		**2.7**		0.14	U	0.13	U	**3.9**		**5.4**		**8.7**		**3.5**	
BA1DC	BA1DC-SD1620-2211	16	20	**2.3**		**2.7**		**9.2**		**2.3**		0.11	U	**10**		**9**		**8.7**		**19**		**13**		**6.9**		0.14	U	0.12	U	**8.1**		**14**		**19**		**10**	
BA1DC	BA1DC-SD2024-2211	20	24	**0.92**		**0.98**		**3.5**		**0.89**		0.11	U	**2.5**		**2.8**		**2.7**		**5.3**		**3.3**		**1.9**		0.14	U	0.13	U	**1.9**		**4.1**		**6.1**		**2.2**	
BA2B	BA2B-SD0002-2211	0	2	**0.63**		0.15	U	**2.6**		**1.3**		0.12	U	**2**		**1.9**		**3.7**		**6.1**		**4**		**3**		0.15	U	0.14	U	**3.1**		**4.6**		**8.4**		**4.8**	
BA2B	BA2B-SD0204-2211	2	4	**1.5**		0.15	U	**2.7**		**3.3**		0.12	U	**4.5**		**2.8**		**4.6**		**10**		**5.7**		**4.6**		0.15	U	0.14	U	**4**		**7.2**		**12**		**5.4**	
BA2B	BA2B-SD0406-2211	4	6	**3.5**		0.14	U	**5.8**		**4.1**		0.12	U	**8**		**6.7**		**12**		**17**		**9.9**		**8.8**		0.15	U	0.13	U	**7.7**		**15**		**20**		**11**	
BA2B	BA2B-SD0608-2211	6	8	**3.3**		0.13	U	**4.3**		**2.2**		0.11	U	**8.1**		**3.5**		**6.6**		**8.1**		**5**		**5**		0.14	U	0.12	U	**3.1**		**5.9**		**12**		**4.3**	
BA2B	BA2B-SD0812-2211	8	12	**0.9**		**1.2**		**2.2**		**0.84**		0.11	U	**2.5**		**2.4**		**3.4**		**4.1**		**2.9**		**2.1**		0.13	U	0.12	U	**2.4**		**3.1**		**5.2**		**3**	
BA2B	BA2B-SD1216-2211	12	16	**0.35**	**J**	0.13	U	**1.3**		**0.31**		0.11	U	**1.1**		**1**		**1.6**		**2.5**		**1.7**		**1.1**		0.13	U	0.12	U	**1.6**		**2.1**		**3.2**		**1.9**	
BA2B	BA2B-SD1620-2211	16	18	**1.9**		0.13	U	**4.6**		**2.9**		0.11	U	**11**		**4.3**		**7.5**		**11**		**8.2**		**5.2**		0.13	U	0.12	U	**6.2**		**6.9**		**15**		**8.2**	
BA2B	BA2B-SD0002-2211FD	0	2	**2**		0.3	U	**4.3**		**2.6**		0.25	U	**6.2**		**3.8**		**7.3**		**12**		**8.5**		**5.2**		0.31	U	0.28	U	**5.2**		**9.9**		**15**		**7.7**	
BA2B	BA2B-SD0204-2211FD	2	4	**2.2**		0.27	U	**4.5**		**2.6**		0.23	U	**6.2**		**5**		**8.2**		**12**		**8.4**		**6.6**		**2**		0.25	U	**5.9**		**9.1**		**17**		**7.9**	
BA2B	BA2B-SD0406-2211FD	4	6	**3.5**		0.28	U	**6.4**		**3.2**		0.24	U	**9.8**		**5.9**		**10**		**16**		**10**		**7.6**		**2.5**		0.26	U	**6.9**		**12**		**20**		**9.3**	
BA2B	BA2B-SD0608-2211FD	6	8	**2.5**		0.27	U	**3.7**		**3.5**		0.23	U	**7.3**		**3.4**		**7.4**		**10**		**7.1**		**5.1**		0.27	U	0.25	U	**5.3**		**8.3**		**14**		**6.8**	
BA2B	BA2B-SD0812-2211FD	8	12	**0.99**		0.13	U	**2.1**		**0.9**		0.11	U	**2.4**		**2.8**		**3.6**		**5.3**		**3.5**		**2.5**		0.14	U	0.12	U	**2.6**		**3.4**		**6.4**		**3.3**	
BA2B	BA2B-SD1216-2211FD	12	16	**0.91**		0.13	U	**2.7**		**1.4**		0.11	U	**4**		**3.5**		**4.6**		**7.6**		**4.9**		**3.3**		0.14	U	0.12	U	**4.9**		**4.9**		**8.7**		**4.1**	
BA2B	BA2B-SD1620-2211FD	16	20	**0.57**		**0.92**		**2.3**		**0.84**		0.11	U	**3.3**		**2.8**		**3.9**		**5.9**		**4.9**		**2.4**		0.13	U	0.12	U	**3.8**		**3.3**		**6.6**		**3.4**	
BA2B	BA2B-SD2024-2211FD	20	24	0.15	U	0.12	U	0.13	U	0.05	U	0.11	U	0.16	U	**0.4**		**0.49**		**0.62**		**0.39**		0.14	U	0.13	U	0.12	U	0.16	U	**0.62**		**0.47**		0.14	U

Table 1. Sediment PCB Results
Second MNR Report
Palos Verdes Shelf
Los Angeles County, California

Location ID	Sample ID	Top of Sample (cm)	Bottom of Sample (cm)	PCB-110	Q	PCB-114	Q	PCB-118	Q	PCB-119	Q	PCB-123	Q	PCB-126	Q	PCB-128	Q	PCB-132/153	Q	PCB-138/158	Q	PCB-149	Q	PCB-151	Q	PCB-156	Q	PCB-157	Q	PCB-167	Q	PCB-168	Q	PCB-169	Q	PCB-170	Q
BA1B	BA1B-SD0002-2211	0	2	**7.5**		0.15	U	**9.5**		0.17	U	0.14	U	0.13	U	**3.1**		**16**		**10**		**5.5**		**3.1**		0.13	U	0.13	U	0.16	U	0.15	U	0.13	U	**2.4**	
BA1B	BA1B-SD0204-2211	2	4	**7**		0.14	U	**7.1**		0.16	U	0.13	U	0.12	U	0.18	U	**13**		**7.8**		**4.3**		**2.6**		0.12	U	0.12	U	0.15	U	0.14	U	0.12	U	**2.5**	
BA1B	BA1B-SD0406-2211	4	6	**8.2**		0.14	U	**11**		0.16	U	0.13	U	0.12	U	**2.3**		**18**		**13**		**7.2**		**4.7**		0.12	U	0.12	U	0.14	U	0.14	U	0.12	U	**3.7**	
BA1B	BA1B-SD0608-2211	6	8	**9.9**		0.13	U	**12**		0.16	U	0.12	U	0.12	U	0.17	U	**22**		**13**		**7.2**		**3.6**		0.12	U	0.12	U	0.14	U	0.13	U	0.12	U	**4.7**	
BA1B	BA1B-SD0812-2211	8	12	**3.4**		0.13	U	**4.3**		0.15	U	0.12	U	0.11	U	**1.4**		**4.7**		**4.5**		**2.9**		**1.1**		**1.2**		0.12	U	0.14	U	0.13	U	0.12	U	**1.3**	
BA1B	BA1B-SD1216-2211	12	16	**4.2**		0.14	U	**5.6**		0.16	U	0.13	U	0.12	U	**1.2**		**5.2**		**5.5**		**3.3**		**1.1**		**1.9**		0.12	U	0.15	U	0.14	U	0.12	U	**1.3**	
BA1B	BA1B-SD1620-2211	16	20	0.12	U	0.14	U	0.1	U	0.16	U	0.13	U	0.12	U	0.18	U	0.31	U	0.32	U	0.14	U	0.12	U	0.12	U	0.12	U	0.15	U	0.14	U	0.12	U	0.14	U
BA1B	BA1B-SD2024-2211	20	24	**0.99**		0.14	U	**0.89**		0.16	U	0.13	U	0.12	U	0.18	U	**1.1**		**1.3**		**0.66**		0.12	U	0.12	U	0.12	U	0.15	U	0.14	U	0.12	U	0.13	U
BA1B	BA1B-SD2428-2211	24	28	0.12	U	0.14	U	0.1	U	0.16	U	0.13	U	0.12	U	0.18	U	0.31	U	0.32	U	0.14	U	0.12	U	0.12	U	0.12	U	0.15	U	0.14	U	0.12	U	0.13	U
BA1B	BA1B-SD2832-2211	28	32	0.11	U	0.14	U	0.1	U	0.16	U	0.13	U	0.12	U	0.18	U	0.31	U	0.31	U	0.14	U	0.12	U	0.12	U	0.12	U	0.14	U	0.13	U	0.12	U	0.13	U
BA1B	BA1B-SD3236-2211	32	36	0.12	U	0.14	U	0.1	U	0.16	U	0.13	U	0.12	U	0.18	U	0.31	U	0.32	U	0.14	U	0.12	U	0.12	U	0.12	U	0.15	U	0.14	U	0.12	U	0.13	U
BA1B	BA1B-SD3640-2211	36	40	0.11	U	0.14	U	0.1	U	0.16	U	0.13	U	0.12	U	0.17	U	0.3	U	0.31	U	0.14	U	0.12	U	0.12	U	0.12	U	0.14	U	0.13	U	0.12	U	0.13	U
BA1B	BA1B-SD4044-2211	40	42	0.12	U	0.14	U	0.11	U	0.17	U	0.13	U	0.12	U	0.18	U	0.32	U	0.32	U	0.14	U	0.12	U	0.13	U	0.12	U	0.15	U	0.14	U	0.12	U	0.14	U
BA1C	BA1C-SD0002-2211	0	2	**15**		0.34	U	**18**		0.4	U	0.32	U	0.3	U	0.44	U	**28**		**19**		**11**		**3.6**		0.31	U	0.3	U	0.36	U	0.34	U	0.3	U	**4.9**	
BA1C	BA1C-SD0204-2211	2	4	**17**		0.33	U	**22**		0.38	U	0.3	U	0.28	U	**4.2**		**37**		**28**		**12**		**4.5**		0.29	U	0.29	U	0.35	U	0.32	U	0.29	U	**5.7**	
BA1C	BA1C-SD0406-2211	4	6	**25**		0.32	U	**17**		0.37	U	0.3	U	0.27	U	**5.1**		**40**		**24**		**13**		**3**		0.28	U	0.28	U	0.34	U	0.31	U	0.28	U	**6.4**	
BA1C	BA1C-SD0608-2211	6	8	**7.5**		0.16	U	**10**		0.19	U	0.15	U	0.14	U	**2.6**		**16**		**11**		**5.4**		**2**		**2**		0.14	U	0.17	U	0.16	U	0.14	U	**3**	
BA1C	BA1C-SD0812-2211	8	12	**16**		0.16	U	**20**		0.19	U	0.15	U	0.14	U	**5.2**		**19**		**21**		**11**		**4.2**		**3.2**		0.14	U	0.17	U	0.16	U	0.14	U	**4.2**	
BA1C	BA1C-SD1216-2211	12	16	**17**		0.16	U	**17**		0.19	U	0.15	U	0.14	U	**5.5**		**20**		**22**		**12**		**4.5**		**3.4**		0.14	U	0.17	U	0.16	U	0.14	U	**5.3**	
BA1C	BA1C-SD1620-2211	16	20	**54**		0.17	U	**52**		0.2	U	0.16	U	0.14	U	**14**		**47**		**61**		**36**		**12**		**9.7**		0.15	U	**2.9**		0.17	U	0.15	U	**13**	
BA1C	BA1C-SD2024-2211	20	24	**94**		0.18	U	**75**		0.21	U	0.17	U	0.15	U	**30**		**86**		**120**		**75**		**23**		**12**		0.16	U	0.19	U	0.18	U	0.16	U	**28**	
BA1C	BA1C-SD2428-2211	24	28	**21**		0.16	U	**24**		0.18	U	0.15	U	0.13	U	**7.1**		**22**		**30**		**19**		**7.5**		**5.3**		0.14	U	0.17	U	0.16	U	0.14	U	**5.5**	
BA1C	BA1C-SD2832-2211	28	32	**18**		0.16	U	**17**		0.19	U	0.15	U	0.14	U	**4.6**		**20**		**24**		**16**		**6.1**		**2.9**		0.14	U	0.17	U	0.16	U	0.14	U	**5.2**	
BA1C	BA1C-SD3236-2211	32	36	**11**		0.16	U	**9.9**		0.18	U	0.14	U	0.13	U	**2.3**		**8.8**		**11**		**8.1**		**3.1**		**1.8**		0.14	U	0.16	U	0.15	U	0.14	U	**2.4**	
BA1C	BA1C-SD3640-2211	36	40	**4.1**		0.15	U	**3.5**		0.17	U	0.14	U	0.13	U	**1.2**		**3.1**		**4.2**		**2.8**		**1.1**		0.13	U	0.13	U	0.16	U	0.15	U	0.13	U	**0.99**	
BA1C	BA1C-SD4044-2211	40	44	**2.4**		0.15	U	**2.1**		0.17	U	0.14	U	0.13	U	**0.5**		**1.8**		**2.3**		**1.7**		0.13	U	0.13	U	0.13	U	0.15	U	0.14	U	0.13	U	0.14	U
BA1C	BA1C-SD4448-2211	44	46	0.12	U	0.15	U	0.11	U	0.17	U	0.14	U	0.13	U	0.19	U	0.33	U	0.34	U	0.15	U	0.13	U	0.13	U	0.13	U	0.13	U	0.16	U	0.15	U	0.13	U	0.14	U
BA1DC	BA1DC-SD0002-2211	0	2	**8.1**		0.32	U	**6.2**		0.37	U	0.29	U	0.27	U	0.41	U	**14**		**9.2**		**6.4**		**2.1**		0.28	U	0.28	U	0.33	U	0.31	U	0.28	U	**2.6**	
BA1DC	BA1DC-SD0204-2211	2	4	**3.5**		0.15	U	**4.3**		0.18	U	0.14	U	0.13	U	0.2	U	**6.5**		**4**		**2.9**		**0.91**		0.14	U	0.14	U	0.16	U	0.15	U	0.14	U	0.15	U
BA1DC	BA1DC-SD0406-2211	4	6	**4.2**		0.15	U	**4.8**		0.17	U	0.14	U	0.13	U	**1.5**		**9.3**		**6.3**		**3.7**		**1.6**		0.13	U	0.13	U	0.16	U	0.15	U	0.13	U	**1.3**	
BA1DC	BA1DC-SD0608-2211	6	8	**5.1**		0.15	U	**6.2**		0.17	U	0.14	U	0.13	U	0.19	U	**9.9**		**6.6**		**4**		**1.4**		0.13	U	0.13	U	0.16	U	0.15	U	0.13	U	0.14	U
BA1DC	BA1DC-SD0812-2211	8	12	**6.2**		0.15	U	**6.5**		0.18	U	0.14	U	0.13	U	**1.7**		**6.4**		**8**		**4.6**		**1.7**		0.14	U	0.13	U	0.16	U	0.15	U	0.13	U	**2**	
BA1DC	BA1DC-SD1216-2211	12	16	**10**		0.16	U	**10**		0.18	U	0.14	U	0.13	U	**2.8**		**9.1**		**11**		**7.3**		**2.4**		0.14	U	0.14	U	0.16	U	0.15	U	0.14	U	**2.7**	
BA1DC	BA1DC-SD1620-2211	16	20	**23**		0.15	U	**22**		0.18	U	0.14	U	0.13	U	**7**		**22**		**28**		**18**		**6.3**		**4.1**		0.13	U	**0.99**		0.15	U	0.13	U	**6.1**	
BA1DC	BA1DC-SD2024-2211	20	24	**6.4**		0.15	U	**5.9**		0.18	U	0.14	U	0.13	U	**1.6**		**6.2**		**7.1**		**5.3**		**1.9**		0.14	U	0.13	U	0.16	U	0.15	U	0.13	U	**1.8**	
BA2B	BA2B-SD0002-2211	0	2	**9.5**		0.17	U	**7.6**		0.19	U	0.15	U	0.14	U	0.21	U	**13**		**8.3**		**5.4**		**2.7**		0.15	U	0.15	U	0.18	U	0.16	U	0.15	U	**1.7**	
BA2B	BA2B-SD0204-2211	2	4	**8.9**		0.17	U	**9.9**		0.19	U	0.16	U	0.14	U	0.22	U	**18**		**11**		**7.8**		**2.8**		0.15	U	0.15	U	0.18	U	0.16	U	0.15	U	**6.1**	
BA2B	BA2B-SD0406-2211	4	6	**17**		0.16	U	**20**		0.19	U	0.15	U	0.14	U	**3**		**37**		**19**		**12**		**7.5**		0.15	U	0.14	U	0.17	U	0.16	U	0.14	U	**5.8**	
BA2B	BA2B-SD0608-2211	6	8	**8.9**		0.15	U	**10**		0.18	U	0.14	U	0.13	U	**1.8**		**18**		**12**		**6.4**		**2.5**		0.13	U	0.13	U	0.16	U	0.15	U	0.13	U	**4.4**	
BA2B	BA2B-SD0812-2211	8	12	**5.6**		0.15	U	**4.2**		0.17	U	0.14	U	0.13	U	**1.1**		**5**		**6.1**		**4**		**1.9**		0.13	U	0.13	U	0.16	U	0.15	U	0.13	U	**1.8**	
BA2B	BA2B-SD1216-2211	12	16	**3.1**		0.15	U	**3.1**		0.17	U	0.14	U	0.13	U	0.19	U	**2.9**		**4.2**		**2.2**		**1.2**		0.13	U	0.13	U	0.16	U	0.15	U	0.13	U	**1.1**	
BA2B	BA2B-SD1620-2211	16	18	**11**		0.14	U	**13**		0.17	U	0.13	U	0.12	U	**2.7**		**21**		**12**		**8.1**		**2.2**		0.13	U	0.13	U	0.15	U	0.14	U	0.13	U	**3.6**	
BA2B	BA2B-SD0002-2211FD	0	2	**12**		0.34	U	**15**		0.4	U	0.32	U	0.29	U	**4.1**		**26**		**18**		**9.4**		**2.8**		0.3	U	0.3	U	0.36	U	0.34	U	0.3	U	**5.4**	
BA2B	BA2B-SD0204-2211FD	2	4	**14**		0.31	U	**15**		0.36	U	0.28	U	0.26	U	**3.5**		**25**		**17**		**11**		**4.1**		0.27	U	0.27	U	0.32	U	0.3	U	0.27	U	**6.7**	
BA2B	BA2B-SD0406-2211FD	4	6	**15**		0.32	U	**17**		0.37	U	0.29	U	0.27	U	**3.4**		**29**		**19**		**10**		**4.6**		0.28	U	0.28	U	0.33	U	0.31	U	0.28	U	**6.6**	
BA2B	BA2B-SD0608-2211FD	6	8	**12**		0.31	U	**14**		0.36	U	0.28	U	0.26	U	**3.6**		**25**		**14**		**8.3**		**2.7**		0.27	U	0.27	U	0.32	U	0.3	U	0.27	U	**4.3**	
BA2B	BA2B-SD0812-2211FD	8	12	**5.9**		0.15	U	**6.3**		0.18	U	0.14	U	0.13	U	0.2	U	**5.7**		**7.3**		**4.6**		**2.1**		0.14	U	0.13	U	0.16	U	0.15	U	0.13	U	**1.7**	
BA2B	BA2B-SD1216-2211FD	12	16	**8.5**		0.15	U	**8.3**		0.18	U	0.14	U	**9.2**		**2.5**		**7.1**		**8.5**		**5.6**		**2.7**		0.14	U	0.13	U	0.16	U	0.15	U	0.13	U	**1.9**	
BA2B	BA2B-SD1620-2211FD	16	20	**7.8**		0.15	U	**6.7**		0.18	U	0.14	U	0.13	U	**1.9**		**5.3**		**7.2**		**4.7**		**1.8**		**1.2**		0.13	U	0.16	U	0.15	U	0.13	U	**1.7**	
BA2B	BA2B-SD2024-2211FD	20	24	**0.47**		0.14	U	**0.54**		0.16	U	0.13	U	0.12	U	0.18	U	**0.65**		**0.74**		**0.49**		0.12	U	0.13	U	0.12	U	0.15	U	0.14	U	0.12	U	0.14	U

Table 1. Sediment PCB Results
Second MNR Report
Palos Verdes Shelf
Los Angeles County, California

Location ID	Sample ID	Top of Sample (cm)	Bottom of Sample (cm)	PCB-177	Q	PCB-180	Q	PCB-183	Q	PCB-187	Q	PCB-189	Q	PCB-194	Q	PCB-195	Q	PCB-201	Q	PCB-203	Q	PCB-206	Q	PCB-209	Q	Total PCB - Short List	Q	Total PCB - Expanded List	Q
BA1B	BA1B-SD0002-2211	0	2	**1.6**		**5.7**		**1.2**		**2.5**		0.11	U	**1.7**		0.087	U	0.2	U	**2.9**		0.16	U	**4.8**		**82**		**130**	
BA1B	BA1B-SD0204-2211	2	4	**0.95**		**3.5**		**0.79**		**2.2**		0.1	U	0.15	U	0.081	U	0.18	U	**2.1**		0.15	U	0.12	U	**68**		**110**	
BA1B	BA1B-SD0406-2211	4	6	**1.9**		**6.9**		**1.5**		**3.2**		0.1	U	0.14	U	0.08	U	0.18	U	**3.5**		**1.4**		**4.4**		**99**		**150**	
BA1B	BA1B-SD0608-2211	6	8	**2**		**5.7**		**1.9**		**3.6**		0.1	U	0.14	U	0.078	U	0.18	U	**2.6**		0.14	U	**5.4**		**120**		**180**	
BA1B	BA1B-SD0812-2211	8	12	**0.57**		**2.1**		**0.54**		**1.5**		0.098	U	**0.93**		0.077	U	0.17	U	0.086	U	**0.95**		**0.85**		**37**		**54**	
BA1B	BA1B-SD1216-2211	12	16	**0.99**		**2.6**		**0.81**		**1.7**		0.1	U	0.14	U	0.081	U	0.18	U	**1.1**		0.15	U	0.12	U	**46**	**J**	**67**	**J**
BA1B	BA1B-SD1620-2211	16	20	0.12	U	0.11	U	0.16	U	0.12	U	0.1	U	0.15	U	0.081	U	0.18	U	0.091	U	0.15	U	0.12	U	0	U	0	U
BA1B	BA1B-SD2024-2211	20	24	0.12	U	**0.62**		0.16	U	0.11	U	0.1	U	0.14	U	0.08	U	0.18	U	0.089	U	0.15	U	0.12	U	**7.5**	**J**	**11**	**J**
BA1B	BA1B-SD2428-2211	24	28	0.12	U	0.11	U	0.16	U	0.12	U	0.1	U	0.15	U	0.081	U	0.18	U	0.09	U	0.15	U	0.12	U	0	U	0	U
BA1B	BA1B-SD2832-2211	28	32	0.12	U	0.11	U	0.16	U	0.11	U	0.1	U	0.14	U	0.08	U	0.18	U	0.089	U	0.14	U	0.12	U	0	U	0	U
BA1B	BA1B-SD3236-2211	32	36	0.12	U	0.11	U	0.16	U	0.12	U	0.1	U	0.15	U	0.081	U	0.18	U	0.09	U	0.15	U	0.12	U	0	U	0	U
BA1B	BA1B-SD3640-2211	36	40	0.12	U	0.1	U	0.15	U	0.11	U	0.1	U	0.14	U	0.079	U	0.18	U	0.088	U	0.14	U	0.12	U	0	U	0	U
BA1B	BA1B-SD4044-2211	40	42	0.13	U	0.11	U	0.16	U	0.12	U	0.11	U	0.15	U	0.083	U	0.18	U	0.092	U	0.15	U	0.12	U	0	U	0	U
BA1C	BA1C-SD0002-2211	0	2	**2.5**		**8.4**		**2.4**		**4**		0.26	U	0.36	U	0.2	U	0.45	U	**4.5**		**1.8**		**2.6**		**150**		**230**	
BA1C	BA1C-SD0204-2211	2	4	**2.7**		**9.5**		**2.7**		**6.8**		0.24	U	0.34	U	0.19	U	0.43	U	**5.8**		0.35	U	0.29	U	**190**		**280**	
BA1C	BA1C-SD0406-2211	4	6	**2.2**		**13**		**3.1**		**6.7**		0.24	U	**2.3**		0.19	U	0.41	U	**5.9**		**2.3**		**3.8**		**190**		**290**	
BA1C	BA1C-SD0608-2211	6	8	**1.6**		**5.4**		**1.2**		**3**		0.12	U	0.17	U	0.093	U	0.21	U	**3.5**		0.17	U	0.14	U	**87**		**130**	
BA1C	BA1C-SD0812-2211	8	12	**2.7**		**11**		**2.5**		**5.4**		0.12	U	**2.4**		0.093	U	0.21	U	**2.1**		**2.8**		**2.5**		**150**		**220**	
BA1C	BA1C-SD1216-2211	12	16	**3**		**10**		**2.8**		**5.7**		0.12	U	**3**		**6.4**		**0.7**		**2.3**		**2.1**		0.14	U	**150**		**240**	
BA1C	BA1C-SD1620-2211	16	20	**8.5**		**30**		**6.4**		**14**		0.12	U	**6.5**		0.098	U	**1.6**		**5.2**		**4.6**		**2.4**		**440**		**700**	
BA1C	BA1C-SD2024-2211	20	24	**19**		**54**		**13**		**32**		0.13	U	**13**		0.1	U	**2.3**		**9.4**		**6.5**		**4.5**		**790**		**1200**	
BA1C	BA1C-SD2428-2211	24	28	**3.8**		**15**		**3.8**		**8.6**		0.12	U	**3.6**		**3.6**		**0.63**		**2.7**		**1.8**		**2.4**		**210**		**330**	
BA1C	BA1C-SD2832-2211	28	32	**3.4**		**13**		**3.1**		**6.9**		0.12	U	**3.5**		0.093	U	0.21	U	**2**		**2.1**		**2.3**		**160**		**260**	
BA1C	BA1C-SD3236-2211	32	36	**1.2**		**5.6**		**1.5**		**3.2**		0.12	U	**1.5**		0.091	U	0.2	U	**0.89**		**0.95**		**1.2**		**84**		**140**	
BA1C	BA1C-SD3640-2211	36	40	**0.54**		**2.3**		**0.56**		**1.1**		0.11	U	0.15	U	0.086	U	0.19	U	0.097	U	0.16	U	0.13	U	**33**		**53**	
BA1C	BA1C-SD4044-2211	40	44	**0.42**		**1.4**		**0.35**		**0.69**		0.11	U	0.15	U	0.085	U	0.19	U	0.095	U	0.15	U	0.13	U	**18**	**J**	**29**	**J**
BA1C	BA1C-SD4448-2211	44	46	0.13	U	0.11	U	0.17	U	0.12	U	0.11	U	0.16	U	0.086	U	0.19	U	0.097	U	0.16	U	0.13	U	0	U	0	U
BA1DC	BA1DC-SD0002-2211	0	2	0.28	U	**2.5**		**1.1**		**2.4**		0.23	U	0.33	U	0.18	U	0.41	U	0.21	U	0.33	U	0.27	U	**61**		**93**	**J**
BA1DC	BA1DC-SD0204-2211	2	4	**0.78**		**1.3**		**0.54**		**1.1**		0.11	U	0.16	U	0.09	U	0.2	U	0.1	U	0.16	U	0.13	U	**31**	**J**	**49**	**J**
BA1DC	BA1DC-SD0406-2211	4	6	**0.96**		**2.8**		**0.72**		**1.8**		0.11	U	0.16	U	0.087	U	0.19	U	0.097	U	0.16	U	0.13	U	**43**		**65**	
BA1DC	BA1DC-SD0608-2211	6	8	**0.9**		**2.5**		**0.66**		**1.4**		0.11	U	0.15	U	0.086	U	0.19	U	0.096	U	0.16	U	0.13	U	**47**		**73**	
BA1DC	BA1DC-SD0812-2211	8	12	**1.2**		**3.2**		**0.85**		**2.1**		0.11	U	**1.5**		0.089	U	0.2	U	**0.86**		**0.5**		**0.29**		**54**		**85**	
BA1DC	BA1DC-SD1216-2211	12	16	**1.8**		**5.8**		**1.7**		**3.7**		0.12	U	**1.7**		0.09	U	0.2	U	**1.1**		**1.4**		**1.3**		**79**		**130**	
BA1DC	BA1DC-SD1620-2211	16	20	**3.5**		**14**		**3.4**		**8**		0.11	U	**2.8**		**5.5**		**1.1**		**2.3**		**2**		**1.6**		**200**		**320**	
BA1DC	BA1DC-SD2024-2211	20	24	**0.75**		**3.5**		**0.91**		**2.3**		0.11	U	**1.1**		**2**		0.2	U	**0.67**		0.16	U	**0.54**		**55**		**87**	
BA2B	BA2B-SD0002-2211	0	2	**1.8**		**4.3**		**0.96**		**2.2**		0.12	U	0.17	U	0.097	U	0.22	U	**3**		0.18	U	0.15	U	**65**		**110**	
BA2B	BA2B-SD0204-2211	2	4	**1.3**		**4.9**		**1.2**		**3**		0.12	U	0.17	U	0.097	U	0.22	U	**3.2**		0.18	U	0.15	U	**94**		**150**	
BA2B	BA2B-SD0406-2211	4	6	**3.3**		**12**		**2.2**		**5.4**		0.12	U	0.17	U	0.096	U	0.21	U	**5.4**		0.17	U	0.14	U	**180**		**280**	
BA2B	BA2B-SD0608-2211	6	8	**1.6**		**5.5**		**1.5**		**2.5**		0.11	U	0.16	U	0.088	U	0.2	U	**3**		0.16	U	0.13	U	**100**		**150**	
BA2B	BA2B-SD0812-2211	8	12	**0.74**		**3.4**		**0.83**		**1.6**		0.11	U	**1**		0.086	U	0.19	U	**0.36**		**0.57**		**0.71**		**47**		**75**	
BA2B	BA2B-SD1216-2211	12	16	**0.43**		**1.8**		**0.45**		**1.2**		0.11	U	0.15	U	0.086	U	0.19	U	0.096	U	0.16	U	0.13	U	**26**	**J**	**41**	**J**
BA2B	BA2B-SD1620-2211	16	18	**1.9**		**7.2**		**1.2**		**3.4**		0.11	U	0.15	U	0.084	U	0.19	U	**2**		0.15	U	**6.4**		**130**		**190**	
BA2B	BA2B-SD0002-2211FD	0	2	**2.7**		**7.7**		**2.1**		**3.8**		0.25	U	0.36	U	0.2	U	0.45	U	**4.5**		0.36	U	0.3	U	**130**		**200**	
BA2B	BA2B-SD0204-2211FD	2	4	**2.5**		**7.5**		**2.1**		**5.6**		0.23	U	0.32	U	0.18	U	0.4	U	**4.3**		0.32	U	0.27	U	**140**		**220**	
BA2B	BA2B-SD0406-2211FD	4	6	**2.4**		**8.8**		**2.2**		**4.5**		0.24	U	0.33	U	0.18	U	0.41	U	**3.2**		0.33	U	0.28	U	**170**		**250**	
BA2B	BA2B-SD0608-2211FD	6	8	**2.7**		**6.2**		**2**		**4.6**		0.23	U	0.32	U	0.18	U	0.4	U	**3.6**		0.32	U	0.27	U	**120**		**190**	
BA2B	BA2B-SD0812-2211FD	8	12	**0.88**		**3.9**		**0.89**		**2**		0.11	U	**1.2**		0.089	U	0.2	U	**0.83**		**0.42**		**0.91**		**52**		**84**	
BA2B	BA2B-SD1216-2211FD	12	16	**1.4**		**5.1**		**1**		**2.4**		0.11	U	**1.6**		0.089	U	0.2	U	**0.88**		**0.48**		**0.89**		**79**		**120**	
BA2B	BA2B-SD1620-2211FD	16	20	**1.1**		**3.5**		**0.99**		**2**		0.11	U	**0.93**		0.088	U	0.2	U	**0.7**		**0.61**		**0.72**		**58**		**94**	
BA2B	BA2B-SD2024-2211FD	20	24	0.12	U	0.11	U	0.16	U	0.12	U	0.11	U	0.15	U	0.082	U	0.18	U	0.092	U	0.15	U	0.12	U	**3.5**		**5.9**	

Table 1. Sediment PCB Results
Second MNR Report
Palos Verdes Shelf
Los Angeles County, California

Location ID	Sample ID	Top of Sample (cm)	Bottom of Sample (cm)	PCB-5/8	Q	PCB-18	Q	PCB-28	Q	PCB-31	Q	PCB-37	Q	PCB-44	Q	PCB-49	Q	PCB-52	Q	PCB-66	Q	PCB-70	Q	PCB-74	Q	PCB-77	Q	PCB-81	Q	PCB-87	Q	PCB-99	Q	PCB-101	Q	PCB-105	Q
BA2C	BA2C-SD0002-2211	0	2	1.1		0.16	U	3.2		2.3		0.14	U	3.3		2.8		4.7		8		5.3		4.5		0.16	U	0.15	U	3.6		5.9		11		5.7	
BA2C	BA2C-SD0204-2211	2	4	0.96		0.14	U	3.5		1.9		0.12	U	3.4		3.7		4.3		8.4		5.9		4.2		0.15	U	0.13	U	3.6		5.8		11		6.1	
BA2C	BA2C-SD0406-2211	4	6	1.2		0.14	U	3.3		1.5		0.12	U	4.5		3.2		4.7		9.6		6.2		4.5		0.14	U	0.13	U	3.8		6.9		11		4.5	
BA2C	BA2C-SD0608-2211	6	8	1.1		0.14	U	3.8		1.5		0.12	U	4.4		3.4		5.7		10		5.9		4.5		1.4		0.13	U	3.2		7.1		13		6.5	
BA2C	BA2C-SD0812-2211	8	12	0.7		0.14	U	3.6		1.4		0.12	U	4.3		4.1		5.2		12		7.1		3.6		0.14	U	0.13	U	6.4		7		13		6.7	
BA2C	BA2C-SD1216-2211	12	16	1.1		0.14	U	5.4		2.3		0.12	U	5.5		6.1		7.4		15		10		5.9		0.14	U	0.13	U	10		9.9		18		8.8	
BA2C	BA2C-SD1620-2211	16	20	2.1		0.15	U	10		0.06	U	0.13	U	15		12		17		30		21		11		0.15	U	0.14	U	19		20		36		18	
BA2C	BA2C-SD2024-2211	20	24	4.7	J	9	J	25	J	13	J	0.13	U	41	J	27	J	44	J	67	J	54	J	28	J	0.15	U	0.14	U	36	J	39	J	73	J	46	J
BA2C	BA2C-SD2428-2211	24	28	2.6		4		11		3.5		0.13	U	14		11		15		27		20		11		0.16	U	0.15	U	18		20		32		18	
BA2C	BA2C-SD2832-2211	28	32	1.8		0.14	U	5.9		2.1		0.11	U	7.6		7.3		8.8		14		11		7.4		0.14	U	0.13	U	9.8		11		19		12	
BA2C	BA2C-SD3236-2211	32	36	2		2		6.3		1.8		0.12	U	9.8		7.5		9.7		16		11		7		0.14	U	0.13	U	9.5		11		19		8.6	
BA2C	BA2C-SD3640-2211	36	40	1.5		0.13	U	5.6		2		0.11	U	9.7		5.6		7.8		13		10		5.9		0.13	U	0.12	U	7.4		9.2		16		8.4	
BA2C	BA2C-SD4044-2211	40	44	0.38	J	0.13	U	1.9		0.053	U	0.11	U	1.9		1.4		2.2		3.5		2.4		1.6		0.13	U	0.12	U	1.6		2.7		4.3		2.2	
BA2DC	BA2DC-SD0002-2211	0	2	0.17	U	0.14	U	0.4		0.22	J	0.12	U	0.34		0.28	J	0.4		0.89		0.54		0.5		0.2	J	0.13	U	0.37		0.63		1.1		0.71	
BA2DC	BA2DC-SD0204-2211	2	4	0.33	U	0.27	U	0.29	U	0.26	U	0.23	U	0.74		0.57	J	0.87		1.7		1.2		0.61		0.28	U	0.25	U	0.74		1.7		2.1		0.84	
BA2DC	BA2DC-SD0406-2211	4	6	0.27	J	0.14	U	0.63		0.13	U	0.11	U	0.6		0.64		1.1		1.7		1.3		0.96		0.14	U	0.13	U	0.77		1.6		2.8		0.95	
BA2DC	BA2DC-SD0608-2211	6	8	0.16	U	0.13	U	0.14	U	0.12	U	0.11	U	0.65		0.48		0.91		1.8		0.97		0.67		0.13	U	0.12	U	0.72		1.2		1.9		0.54	
BA2DC	BA2DC-SD0812-2211	8	12	0.45	U	0.53		1.5		0.48		0.23	U	1.6		1.3		1.8		2.1		3.7		1.4		0.96		0.12	U	0.99		2.4		3.3		1.6	
BA2DC	BA2DC-SD1216-2211	12	16	0.16	U	0.13	U	0.14	U	0.12	U	0.11	U	1.1		0.76		1.5		2.2		1.5		1.3		0.13	U	0.12	U	0.92		1.7		2.9		1.2	
BA2DC	BA2DC-SD1620-2211	16	20	0.63		0.82		1.6		0.54		0.23	U	2.1		1.4		1.9		2.1		3.6		1.8		0.3	U	0.12	U	1.4		2.8		4.8		1.8	
BA2DC	BA2DC-SD2024-2211	20	24	0.8		0.13	U	2.5		0.63		0.22	U	3.3		2.5		3.2		3.6		6.1		3.2		0.28	U	0.12	U	2.2		4.3		7.5		2.8	
BA2DC	BA2DC-SD2428-2211	24	28	0.47	U	1.3		3.1		1.1		0.24	U	3.8		2.8		4.1		4.3		7.7		3.5		0.31	U	0.13	U	2.1		4.8		8.4		4.3	
BA2DC	BA2DC-SD2832-2211	28	32	2.3		2.4		1.5		2.6		0.23	U	6.5		5.3		7.4		8.1		14		6.9		0.3	U	0.12	U	4.1		8.2		16		6.2	
BA2DC	BA2DC-SD3236-2211	32	36	2.5		2.8		7.1		1.5		0.25	U	8.1		6.1		7.9		9.4		15		6.9		0.32	U	0.13	U	4.2		9.5		17		8	
BA2DC	BA2DC-SD3640-2211	36	40	2.5		2.7		4.2		1.8		0.11	U	4.1		3.3		4		7.2		5		3.1		0.14	U	0.12	U	2.6		4.8		9		3.7	
BA2DC	BA2DC-SD4044-2211	40	44	1.4		1.6		3.3		1		0.22	U	5		3		4.1		4.5		7.1		3.5		0.28	U	0.12	U	1.8		5.2		8.2		3.3	
BA2DC	BA2DC-SD4448-2211	44	48	1.2		1.4		3.1		0.87		0.23	U	2.8		2.9		4		3.9		7.1		2.9		0.3	U	0.12	U	1.9		5		7.6		2.8	
BA2DC	BA2DC-SD4852-2211	48	52	1		1.6		2.5		0.7		0.22	U	3.2		1.9		2.8		2.8		4.7		2.2		0.29	U	0.12	U	1.1		3.6		5.1		1.8	
BA2DC	BA2DC-SD5256-2211	52	56	0.34	J	0.13	U	0.54		0.42		0.11	U	0.31		0.55		0.43		0.54		0.48		0.14	U	0.13	U	0.12	U	0.17	U	0.66		0.8		0.14	U
BA3B	BA3B-SD0002-2211	0	2	1.3		1.6		2.7		0.87		0.27	U	3.3		3.1		3.1		3.7		5.7		2.7		0.35	U	0.15	U	1.6		3.7		7		2.9	
BA3B	BA3B-SD0204-2211	2	4	3.9		3.5		10		7		0.25	U	15		10		16		23		19		12		1.7		0.28	U	10		16		29		11	
BA3B	BA3B-SD0406-2211	4	6	1		1.7		4.3		2.1		0.27	U	6.4		4.7		7.5		7.4		12		6		0.35	U	0.14	U	4.7		7		14		7.9	
BA3B	BA3B-SD0608-2211	6	8	4		4.7		8.2		5.2		0.23	U	19		9.3		15		17		13		9		3		0.26	U	7		10		22		8.3	
BA3B	BA3B-SD0812-2211	8	12	4.7		5.7		15		6.9		0.24	U	25		16		30		30		43		21		0.31	U	0.13	U	14		22		43		20	
BA3B	BA3B-SD1216-2211	12	16	1.1		0.81		1.8		1.3		0.23	U	2.5		2.1		3.4		2.8		4.3		2.8		0.3	U	0.13	U	1.3		3		4.9		2.1	
BA3B	BA3B-SD1620-2211	16	20	0.65		0.75		1.1		0.64		0.23	U	1.7		1.4		1.8		1.5		2.3		1.1		0.3	U	0.12	U	0.89		1.5		3.5		1.6	
BA3B	BA3B-SD2024-2211	20	24	0.45	U	0.13	U	0.14	U	0.23	U	0.22	U	0.37		0.37		0.33		0.65		0.68		0.59		0.29	U	0.12	U	0.17	U	0.73		1.3		0.15	U

Table 1. Sediment PCB Results
Second MNR Report
Palos Verdes Shelf
Los Angeles County, California

Location ID	Sample ID	Top of Sample (cm)	Bottom of Sample (cm)	PCB-110	Q	PCB-114	Q	PCB-118	Q	PCB-119	Q	PCB-123	Q	PCB-126	Q	PCB-128	Q	PCB-132/153	Q	PCB-138/158	Q	PCB-149	Q	PCB-151	Q	PCB-156	Q	PCB-157	Q	PCB-167	Q	PCB-168	Q	PCB-169	Q	PCB-170	Q
BA2C	BA2C-SD0002-2211	0	2	**8.3**		0.18	U	**9.7**		0.21	U	0.17	U	0.16	U	**4.3**		**17**		**8.3**		**7**		**2.5**		0.16	U	0.16	U	0.19	U	0.18	U	0.16	U	**4.4**	
BA2C	BA2C-SD0204-2211	2	4	**7.4**		0.16	U	**10**		0.19	U	0.15	U	0.14	U	**2.1**		**17**		**11**		**6.3**		**2.5**		0.15	U	0.14	U	0.17	U	0.16	U	0.14	U	**3**	
BA2C	BA2C-SD0406-2211	4	6	**8.3**		0.16	U	**11**		0.19	U	0.15	U	0.14	U	0.21	U	**20**		**10**		**6.8**		**3.9**		0.14	U	0.14	U	0.17	U	0.16	U	0.14	U	**4**	
BA2C	BA2C-SD0608-2211	6	8	**9.2**		0.16	U	**11**		0.19	U	0.15	U	0.14	U	0.21	U	**20**		**12**		**8.5**		**3.3**		0.14	U	0.14	U	0.17	U	0.16	U	0.14	U	**5**	
BA2C	BA2C-SD0812-2211	8	12	**13**		0.16	U	**14**		0.18	U	0.15	U	0.14	U	**4.1**		**13**		**18**		**9.6**		**4**		0.14	U	0.14	U	0.17	U	0.16	U	0.14	U	**4.2**	
BA2C	BA2C-SD1216-2211	12	16	**18**		0.16	U	**18**		0.19	U	0.15	U	0.14	U	**5.1**		**17**		**23**		**14**		**5.2**		**3.6**		0.14	U	0.17	U	0.16	U	0.14	U	**6**	
BA2C	BA2C-SD1620-2211	16	20	**44**		0.17	U	**42**		0.2	U	0.16	U	0.15	U	**12**		**36**		**48**		**30**		**11**		**6.8**		0.15	U	0.18	U	0.17	U	0.15	U	**11**	
BA2C	BA2C-SD2024-2211	20	24	**92**	J	0.17	U	**83**	J	0.2	U	0.16	U	0.15	U	**24**	J	**82**	J	**110**	J	**68**	J	**23**	J	**14**	J	0.15	U	**5.9**	J	0.17	U	0.15	U	**27**	J
BA2C	BA2C-SD2428-2211	24	28	**37**		0.18	U	**33**		0.21	U	0.17	U	0.15	U	**9.3**		**35**		**45**		**28**		**11**		**6.2**		0.16	U	0.19	U	0.18	U	0.16	U	**10**	
BA2C	BA2C-SD2832-2211	28	32	**20**		0.15	U	**19**		0.18	U	0.14	U	0.13	U	**4.8**		**18**		**22**		**15**		**5.6**		**3**		0.14	U	0.16	U	0.15	U	0.14	U	**4.9**	
BA2C	BA2C-SD3236-2211	32	36	**22**		0.15	U	**20**		0.18	U	0.14	U	0.13	U	**4.1**		**19**		**24**		**15**		**5.7**		**2.8**		0.14	U	0.16	U	0.15	U	0.14	U	**5.8**	
BA2C	BA2C-SD3640-2211	36	40	**17**		0.15	U	**16**		0.17	U	0.14	U	0.13	U	**4.2**		**15**		**19**		**12**		**4.9**		0.13	U	0.13	U	0.16	U	0.15	U	0.13	U	**4.2**	
BA2C	BA2C-SD4044-2211	40	44	**3.9**		0.15	U	**3.6**		0.17	U	0.14	U	0.13	U	0.19	U	**3.8**		**4.6**		**2.8**		**1.3**		0.13	U	0.13	U	0.16	U	0.15	U	0.13	U	**1.4**	
BA2DC	BA2DC-SD0002-2211	0	2	**0.84**		0.15	U	**1.1**		0.18	U	0.14	U	0.13	U	0.2	U	**1.8**		**1.2**		**0.72**		**0.17**	J	0.14	U	0.14	U	0.16	U	0.15	U	0.14	U	0.15	U
BA2DC	BA2DC-SD0204-2211	2	4	**1.7**		0.31	U	**2.3**		0.36	U	0.29	U	0.27	U	0.4	U	**4.1**		**2.7**		**1.3**		**0.41**	J	0.28	U	0.27	U	0.33	U	0.31	U	0.27	U	0.3	U
BA2DC	BA2DC-SD0406-2211	4	6	**1.9**		0.15	U	**2.4**		0.18	U	0.14	U	0.13	U	0.2	U	**4.6**		**2.8**		**1.5**		**0.49**		**0.27**	J	0.14	U	0.16	U	0.15	U	0.14	U	**0.58**	
BA2DC	BA2DC-SD0608-2211	6	8	**1.4**		0.15	U	**1.8**		0.17	U	0.14	U	0.13	U	0.19	U	**3.2**		**2.2**		**1.3**		**0.41**		0.13	U	0.13	U	0.16	U	0.15	U	0.13	U	**0.41**	
BA2DC	BA2DC-SD0812-2211	8	12	**2.9**		0.15	U	**4**		0.17	U	0.14	U	0.13	U	0.19	U	**5.5**		**6.6**		**2.7**		**1.6**		0.13	U	0.13	U	0.16	U	0.15	U	0.13	U	**1.3**	
BA2DC	BA2DC-SD1216-2211	12	16	**2**		0.15	U	**2.6**		0.17	U	0.14	U	0.13	U	0.19	U	**4.7**		**2.9**		**1.6**		**0.61**		0.13	U	0.13	U	0.15	U	0.14	U	0.13	U	**0.76**	
BA2DC	BA2DC-SD1620-2211	16	20	**3.4**		0.15	U	**4.5**		0.18	U	0.14	U	0.13	U	**1.3**		**5.9**		**6.2**		**2.8**		**1.6**		0.14	U	0.13	U	0.16	U	0.15	U	0.13	U	**1.4**	
BA2DC	BA2DC-SD2024-2211	20	24	**5.7**		0.14	U	**6.7**		0.17	U	0.13	U	0.12	U	**1.9**		**9.4**		**8.4**		**5.7**		**2.5**		0.13	U	0.13	U	0.15	U	0.14	U	0.13	U	**2.4**	
BA2DC	BA2DC-SD2428-2211	24	28	**6**		0.16	U	**8.5**		0.18	U	0.14	U	0.13	U	**2**		**11**		**8.7**		**5.4**		**3**		0.14	U	0.14	U	0.16	U	0.15	U	0.14	U	**1.5**	
BA2DC	BA2DC-SD2832-2211	28	32	**12**		0.15	U	**14**		0.18	U	0.14	U	0.13	U	**3.2**		**22**		**16**		**12**		**5.6**		0.13	U	0.13	U	0.16	U	0.15	U	0.13	U	**4.2**	
BA2DC	BA2DC-SD3236-2211	32	36	**13**		0.16	U	**15**		0.19	U	0.15	U	0.14	U	**3.4**		**20**		**17**		**10**		**5.5**		**2**		0.14	U	0.17	U	0.16	U	0.14	U	**3.8**	
BA2DC	BA2DC-SD3640-2211	36	40	**6.6**		0.15	U	**7.5**		0.18	U	0.14	U	0.13	U	**1.9**		**17**		**8.9**		**5.2**		**1.8**		**1.8**		0.13	U	0.16	U	0.15	U	0.13	U	**2.4**	
BA2DC	BA2DC-SD4044-2211	40	44	**6.1**		0.14	U	**7.2**		0.17	U	0.13	U	0.12	U	0.18	U	**9.5**		**7.7**		**5.3**		**2.9**		0.13	U	0.13	U	0.15	U	0.14	U	0.13	U	**2.4**	
BA2DC	BA2DC-SD4448-2211	44	48	**5.7**		0.15	U	**7.2**		0.17	U	0.14	U	0.13	U	0.19	U	**10**		**8.1**		**4.9**		**2.9**		**1.3**		**4.4**		0.16	U	0.15	U	0.13	U	**1.6**	
BA2DC	BA2DC-SD4852-2211	48	52	**3.9**		0.15	U	**4.7**		0.17	U	0.14	U	0.13	U	0.19	U	**6.3**		**6.2**		**3.3**		**1.8**		0.13	U	0.13	U	0.15	U	0.14	U	0.13	U	**1.6**	
BA2DC	BA2DC-SD5256-2211	52	56	**0.47**		0.15	U	**0.68**		0.17	U	0.14	U	0.13	U	0.19	U	**1**		**0.67**		**0.38**		0.13	U	0.13	U	0.13	U	0.15	U	0.14	U	0.13	U	0.14	U
BA3B	BA3B-SD0002-2211	0	2	**4.7**		0.18	U	**6.1**		0.21	U	0.17	U	0.15	U	0.23	U	**7.6**		0.4	U	**4.5**		**2.4**		**1.6**		0.16	U	0.19	U	0.18	U	0.16	U	**1.8**	
BA3B	BA3B-SD0204-2211	2	4	**23**		0.34	U	**24**		0.4	U	0.31	U	0.29	U	**6.6**		**37**		**25**		**14**		**4.5**		**3.3**		0.3	U	0.36	U	0.33	U	0.3	U	**5.5**	
BA3B	BA3B-SD0406-2211	4	6	**11**		0.18	U	**15**		0.2	U	0.16	U	0.15	U	**2.8**		**18**		**17**		**9.7**		**5.3**		**3.6**		0.15	U	0.19	U	0.17	U	0.15	U	**3.8**	
BA3B	BA3B-SD0608-2211	6	8	**17**		0.31	U	**18**		0.36	U	0.29	U	0.27	U	**2.7**		**29**		**17**		**13**		**3.7**		**3.1**		0.28	U	0.33	U	0.31	U	0.28	U	**4.1**	
BA3B	BA3B-SD0812-2211	8	12	**37**		0.16	U	**38**		0.18	U	0.14	U	0.13	U	**7.7**		**49**		**42**		**29**		**11**		**9.7**		0.14	U	0.17	U	0.15	U	0.14	U	**9.6**	
BA3B	BA3B-SD1216-2211	12	16	**3.3**		0.15	U	**5.1**		0.18	U	0.14	U	0.13	U	0.2	U	**4.9**		**5.5**		**3.1**		**2.6**		0.14	U	0.13	U	0.16	U	0.15	U	0.14	U	0.15	U
BA3B	BA3B-SD1620-2211	16	20	**2.5**		0.15	U	**2.5**		0.18	U	0.14	U	0.13	U	0.2	U	**3.2**		**2.3**		**1.7**		**1.1**		0.13	U	0.13	U	0.16	U	0.15	U	0.13	U	0.15	U
BA3B	BA3B-SD2024-2211	20	24	**0.75**		0.15	U	**1.6**		0.17	U	0.14	U	0.13	U	0.19	U	**0.69**		**0.34**	J	**0.39**		0.13	U	0.13	U	0.13	U	0.16	U	0.15	U	0.13	U	0.14	U

Table 1. Sediment PCB Results
Second MNR Report
Palos Verdes Shelf
Los Angeles County, California

Location ID	Sample ID	Top of Sample (cm)	Bottom of Sample (cm)	PCB-177	Q	PCB-180	Q	PCB-183	Q	PCB-187	Q	PCB-189	Q	PCB-194	Q	PCB-195	Q	PCB-201	Q	PCB-203	Q	PCB-206	Q	PCB-209	Q	Total PCB - Short List	Q	Total PCB - Expanded List	Q
BA2C	BA2C-SD0002-2211	0	2	**1.7**		**6**		**1.3**		**2.8**		0.14	U	0.19	U	0.11	U	0.24	U	**3.1**		0.19	U	0.16	U	**90**		**140**	
BA2C	BA2C-SD0204-2211	2	4	**1.5**		**6.5**		**1.4**		**2.9**		0.12	U	0.17	U	0.096	U	0.21	U	**2.1**		0.17	U	0.14	U	**90**		**140**	
BA2C	BA2C-SD0406-2211	4	6	**2**		**6**		**1.6**		**4**		0.12	U	0.17	U	0.094	U	0.21	U	**2.2**		0.17	U	**6.1**		**100**		**150**	
BA2C	BA2C-SD0608-2211	6	8	**1.3**		**6**		**1.6**		**2.9**		0.12	U	0.17	U	0.093	U	0.21	U	**2.2**		0.17	U	0.14	U	**100**		**150**	
BA2C	BA2C-SD0812-2211	8	12	**2.3**		**8.8**		**2.1**		**4.2**		0.12	U	**2.5**		0.093	U	0.21	U	**1.4**		**1.3**		**1.1**		**110**		**180**	
BA2C	BA2C-SD1216-2211	12	16	**3.2**		**11**		**3.2**		**7.5**		0.12	U	**3.2**		**3.8**		**0.71**		**2**		**0.86**		**1.3**		**160**		**250**	
BA2C	BA2C-SD1620-2211	16	20	**5.5**		**24**		**5.7**		**12**		0.13	U	**4.3**		**1.6**		**1.1**		**3.5**		**3.8**		**2.7**		**330**		**520**	
BA2C	BA2C-SD2024-2211	20	24	**12**	J	**54**	J	**12**	J	**25**	J	0.13	U	**9.7**	J	**3.1**	J	**2.5**	J	**7.7**	J	**6.6**	J	**3.4**	J	**750**	J	**1200**	J
BA2C	BA2C-SD2428-2211	24	28	**5.1**		**23**		**5.5**		**12**		0.13	U	**4.7**		0.1	U	**1.1**		**3.7**		**4.2**		**3.1**		**300**		**480**	
BA2C	BA2C-SD2832-2211	28	32	**2.5**		**12**		**2.6**		**5.8**		0.11	U	**2.8**		0.09	U	**0.57**		**1.6**		**1.7**		**1.2**		**160**		**260**	
BA2C	BA2C-SD3236-2211	32	36	**2.8**		**12**		**2.9**		**6.5**		0.12	U	**3**		0.09	U	0.2	U	**2.1**		**1.6**		**1.7**		**170**		**270**	
BA2C	BA2C-SD3640-2211	36	40	**2.3**		**10**		**2.2**		**5.1**		0.11	U	**2.7**		0.086	U	**0.57**		**1.7**		**1.7**		**1.1**		**140**		**220**	
BA2C	BA2C-SD4044-2211	40	44	**0.55**		**2.1**		**0.53**		**1.4**		0.11	U	0.16	U	0.088	U	0.2	U	0.098	U	0.16	U	0.13	U	**33**	J	**52**	J
BA2DC	BA2DC-SD0002-2211	0	2	0.14	U	**0.5**		0.18	U	**0.23**	J	0.12	U	0.16	U	0.09	U	0.2	U	0.1	U	0.16	U	0.13	U	**8.9**	J	**13**	J
BA2DC	BA2DC-SD0204-2211	2	4	0.28	U	**0.76**		0.36	U	**0.62**		0.23	U	0.33	U	0.18	U	0.4	U	0.2	U	0.33	U	0.27	U	**17**		**25**	J
BA2DC	BA2DC-SD0406-2211	4	6	**0.33**		**1.1**		0.18	U	**0.5**		0.11	U	0.16	U	0.09	U	0.2	U	**0.52**		0.16	U	0.13	U	**20**	J	**30**	J
BA2DC	BA2DC-SD0608-2211	6	8	**0.28**		**0.8**		**0.19**	J	**0.48**		0.11	U	0.16	U	0.088	U	0.2	U	0.098	U	0.16	U	0.13	U	**15**		**22**	J
BA2DC	BA2DC-SD0812-2211	8	12	**0.59**		**1.9**		**0.51**		**1.4**		0.24	U	0.16	U	0.34	U	0.19	U	0.28	U	0.16	U	**0.69**		**35**		**53**	
BA2DC	BA2DC-SD1216-2211	12	16	**0.35**		**1.3**		**0.38**		**0.91**		0.11	U	0.15	U	0.085	U	0.19	U	**0.51**		0.15	U	0.13	U	**22**		**34**	
BA2DC	BA2DC-SD1620-2211	16	20	**0.83**		**2.5**		**0.81**		**1.4**		0.25	U	0.16	U	0.35	U	0.2	U	0.28	U	0.16	U	**1**		**40**		**61**	
BA2DC	BA2DC-SD2024-2211	20	24	**0.76**		**3.7**		**0.68**		**2**		0.23	U	0.15	U	0.33	U	0.19	U	**1**		0.15	U	0.13	U	**58**		**93**	
BA2DC	BA2DC-SD2428-2211	24	28	**1.5**		**4.5**		**1.3**		**2.4**		0.25	U	0.16	U	0.36	U	0.2	U	**0.62**		0.16	U	0.14	U	**68**		**110**	
BA2DC	BA2DC-SD2832-2211	28	32	**1.9**		**7.2**		**1.9**		**3.6**		0.25	U	0.16	U	0.35	U	0.2	U	**1.8**		0.16	U	0.13	U	**120**		**200**	
BA2DC	BA2DC-SD3236-2211	32	36	**2.6**		**9.8**		**2.1**		**4.1**		0.26	U	**2.3**		0.37	U	0.21	U	**2.3**		0.17	U	0.14	U	**140**		**220**	
BA2DC	BA2DC-SD3640-2211	36	40	**0.97**		**3.8**		**1**		**2**		0.11	U	0.16	U	0.089	U	0.2	U	**1.5**		**0.87**		**1.5**		**85**		**120**	
BA2DC	BA2DC-SD4044-2211	40	44	**0.8**		**4.9**		**1.2**		**2.3**		0.23	U	0.15	U	0.33	U	0.19	U	0.26	U	0.15	U	0.12	U	**65**		**100**	
BA2DC	BA2DC-SD4448-2211	44	48	**0.91**		**4**		**0.8**		**1.6**		0.24	U	0.16	U	0.35	U	0.2	U	0.28	U	0.16	U	0.13	U	**65**		**100**	
BA2DC	BA2DC-SD4852-2211	48	52	**0.41**		**2.5**		**0.46**		**1.4**		0.24	U	0.15	U	0.34	U	0.19	U	0.27	U	0.15	U	0.13	U	**44**		**68**	
BA2DC	BA2DC-SD5256-2211	52	56	0.13	U	0.11	U	0.17	U	0.12	U	0.11	U	0.15	U	0.085	U	0.19	U	0.095	U	0.15	U	0.13	U	**5.3**	J	**8.3**	J
BA3B	BA3B-SD0002-2211	0	2	**0.61**		**3.5**		**0.8**		**1.7**		0.29	U	0.19	U	0.41	U	0.23	U	0.33	U	0.19	U	0.16	U	**48**		**79**	
BA3B	BA3B-SD0204-2211	2	4	**2.7**		**11**		**2.9**		**6.6**		0.25	U	**3.1**		0.2	U	0.44	U	**7**		0.36	U	**4.6**		**240**		**370**	
BA3B	BA3B-SD0406-2211	4	6	**2.1**		**6.6**		**1.6**		**3.7**		0.28	U	**2**		**4.5**		0.23	U	**2.7**		0.19	U	0.15	U	**130**		**200**	
BA3B	BA3B-SD0608-2211	6	8	**2.2**		**7.9**		**2.4**		**4.2**		0.23	U	**1.9**		0.18	U	0.41	U	**6**		0.33	U	0.27	U	**190**		**290**	
BA3B	BA3B-SD0812-2211	8	12	**4.9**		**18**		**4.3**		**8.9**		0.25	U	**4.1**		**19**		**0.83**		**5.1**		**5**		**4.8**		**390**		**600**	
BA3B	BA3B-SD1216-2211	12	16	0.14	U	**3.7**		0.18	U	0.13	U	0.25	U	0.16	U	0.36	U	0.2	U	0.28	U	0.16	U	0.13	U	**39**		**62**	
BA3B	BA3B-SD1620-2211	16	20	0.13	U	**1.9**		0.17	U	**0.78**		0.25	U	0.16	U	0.35	U	0.2	U	0.28	U	0.16	U	0.13	U	**23**		**36**	
BA3B	BA3B-SD2024-2211	20	24	0.13	U	0.26	U	0.17	U	0.12	U	0.24	U	0.16	U	0.34	U	0.19	U	0.27	U	0.16	U	0.13	U	**5.3**	J	**8.8**	J

Table 1. Sediment PCB Results
Second MNR Report
Palos Verdes Shelf
Los Angeles County, California

Location ID	Sample ID	Top of Sample (cm)	Bottom of Sample (cm)	PCB-5/8	Q	PCB-18	Q	PCB-28	Q	PCB-31	Q	PCB-37	Q	PCB-44	Q	PCB-49	Q	PCB-52	Q	PCB-66	Q	PCB-70	Q	PCB-74	Q	PCB-77	Q	PCB-81	Q	PCB-87	Q	PCB-99	Q	PCB-101	Q	PCB-105	Q
BA3C	BA3C-SD0002-2211	0	2	1.2		0.16	U	3.6		2.5		0.13	U	4.9		3.4		5.5		7.7		7		5.4		0.16	U	0.15	U	3.6		5		12		3.6	
BA3C	BA3C-SD0204-2211	2	4	0.49	J	0.59		1.7		1.1		0.13	U	2.4		1.5		2.9		4.1		3.6		2.2		0.85		0.15	U	2.2		3.5		6.6		2.5	
BA3C	BA3C-SD0406-2211	4	6	0.55	J	0.15	U	1.9		1.1		0.13	U	2.3		1.6		2.3		4		2.8		2		0.79		0.14	U	2.1		2.6		5.3		2.4	
BA3C	BA3C-SD0608-2211	6	8	0.89	J	0.3	U	2.5		1.8		0.26	U	2.7		2.5		3.9		6.6		4.3		3		0.31	U	0.28	U	2.8		4.7		8.8		4.2	
BA3C	BA3C-SD0812-2211	8	12	0.81		2.1		4.5		1.4		0.27	U	5.2		4.3		6		7.4		11		4.9		0.35	U	0.14	U	3.9		6.9		13		6.6	
BA3C	BA3C-SD1216-2211	12	16	1.1		0.14	U	2.5		2		0.12	U	3.1		2.6		4.4		6.2		4.3		3.1		1.2		0.13	U	2.3		4.4		8		4.1	
BA3C	BA3C-SD1620-2211	16	20	1.5		2.3		6.2		2.5		0.26	U	7.2		6.7		9.1		9.5		16		8.7		0.34	U	0.14	U	5.8		10		19		10	
BA3C	BA3C-SD2024-2211	20	24	2.1		3.2		8.5		3.3		0.26	U	12		9.6		14		14		23		12		0.34	U	0.14	U	14		13		26		10	
BA3C	BA3C-SD2428-2211	24	28	3.1		0.29	U	6.4		0.28	U	0.25	U	13		5.6		8.6		13		7.8		8.3		2.1		0.27	U	5.5		11		19		8.2	
BA3C	BA3C-SD2832-2211	28	32	2.9		2.4		11		2.5		0.27	U	12		12		16		17		27		15		0.35	U	0.15	U	14		17		31		15	
BA3C	BA3C-SD3236-2211	32	36	7.3		11		18		11		0.28	U	46		20		32		47		32		21		5.6		0.31	U	20		26		56		26	
BA3C	BA3C-SD3640-2211	36	40	10		13		31		22		0.26	U	70		28		49		60		52		31		11		0.29	U	24		36		72		33	
BA3C	BA3C-SD4044-2211	40	44	3.5		3.1		7.4		4.5		0.11	U	15		6.2		10		14		9.9		8.1		2.1		0.12	U	6.2		9.4		18		9.4	
BA3C	BA3C-SD4448-2211	44	48	2.4		0.27	U	4.2		3.2		0.23	U	7.8		4.3		7		8.5		6.5		4.2		0.28	U	0.26	U	4		6.2		7.2		8	
BA3C	BA3C-SD4852-2211	48	52	2.4		2.7		5.2		2.1		0.24	U	6.7		6.5		8.3		7.6		14		6.1		0.31	U	0.13	U	4.1		8.7		16		5.2	
BA3C	BA3C-SD5256-2211	52	56	1.4		1.9		4.7		2.3		0.25	U	9.1		4.6		7.5		7		12		5.9		0.32	U	0.13	U	4.2		7		14		4.9	
BA3C	BA3C-SD5660-2211	56	60	0.8		0.13	U	1.7		1		0.11	U	3.8		1.8		2.9		4.4		2.7		2.1		0.5		0.12	U	1.9		3.3		4.9		2	
BA3C	BA3C-SD6064-2211	60	64	0.47	J	0.31	J	0.64		0.28	J	0.22	U	1.2		1.2		1.4		1.5		1.1		0.35	J	0.27	U	0.24	U	0.98		1.2		2.4		0.97	
BA3C	BA3C-SD6468-2211	64	68	0.16	U	0.13	U	0.48		0.42		0.11	U	1.3		0.79		1.1		1.5		1		0.54		0.14	U	0.12	U	1.2		1.2		2.3		1.3	
BA3C	BA3C-SD6872-2211	68	72	0.89	U	0.26	U	0.27	J	0.45	U	0.69		1		0.42	J	0.49	U	0.66		0.64		0.29	J	0.58	U	0.71		0.68		0.79		1		0.68	
BA4DC	BA3DC-SD0002-2211	0	2	0.19	U	0.15	U	1		0.53		0.13	U	0.49		0.56		0.78		1.6		1.3		0.77		0.16	U	0.14	U	0.56		1.4		2		0.92	
BA3DC	BA3DC-SD0204-2211	2	4	0.17	U	0.14	U	0.88		0.13	U	0.12	U	1.1		0.83		1.3		2.5		2.1		1.1		0.14	U	0.13	U	0.82		2		3.1		1.5	
BA3DC	BA3DC-SD0406-2211	4	6	0.18	U	0.14	U	0.15	U	0.14	U	0.12	U	4.4		1.7		4.7		3.6		4.5		2.5		1.1		0.13	U	3.8		4		9.9		8.4	
BA3DC	BA3DC-SD0608-2211	6	8	0.17	U	0.14	U	0.15	U	0.13	U	0.12	U	1.1		0.98		1.4		2.4		2.2		1.5		0.14	U	0.13	U	1.2		2.1		3.5		1.6	
BA3DC	BA3DC-SD0812-2211	8	12	0.97	U	0.28	U	0.92		0.52	J	0.49	U	0.93		0.68		1.2		1.3		0.78		0.31	U	0.63	U	0.26	U	1		1.5		2.2		0.67	
BA3DC	BA3DC-SD1216-2211	12	16	0.91	U	0.26	U	1.1		0.81		0.45	U	1.4		1.1		1.2		1.9		1.3		0.34	J	0.59	U	0.25	U	1.2		1.5		2.5		1.2	
BA3DC	BA3DC-SD1620-2211	16	20	0.16	U	0.13	U	0.14	U	0.13	U	0.11	U	1.1		1.2		1.5		1.9		1.5		0.89		0.14	U	0.12	U	0.84		1.6		2.9		1.2	
BA3DC	BA3DC-SD2024-2211	20	24	0.91	U	0.93		1.7		0.82		0.46	U	1.7		1.4		1.7		2.1		1.4		0.53	J	0.59	U	0.25	U	1.2		1.7		2.8		0.93	
BA3DC	BA3DC-SD2428-2211	24	28	0.93	U	0.84		2.1		0.76		0.47	U	3		2.4		3.8		3.6		3.2		0.87		0.6	U	0.25	U	4.7		4.7		11		2.8	
BA3DC	BA3DC-SD2832-2211	28	32	1.6		0.27	U	2.4		0.25	U	0.23	U	4.6		3		4.9		6.6		4.7		3.2		1.1		0.25	U	2		5.3		8.2		4.2	
BA3DC	BA3DC-SD3236-2211	32	36	1.8		0.27	U	2.3		0.26	U	0.23	U	8.8		3.6		6.9		7.8		6.8		4.7		2.6		0.25	U	6		8.5		18		6.4	
BA3DC	BA3DC-SD3640-2211	36	40	1.3		1.6		3		0.99		0.46	U	3.2		3.1		3.4		4.5		3.2		1.7		0.59	U	0.25	U	2.6		3.5		5.9		2.2	
BA3DC	BA3DC-SD4044-2211	40	44	2		2.6		4.1		4.1		0.11	U	6.5		7.8		9.7		8.8		6.9		3.4		1.1		0.13	U	4.7		5.9		10		3.9	
BA3DC	BA3DC-SD4448-2211	44	48	1.9		2.2		5.2		3.3		0.11	U	5.6		6.3		7.2		10		7.3		3.9		0.13	U	0.12	U	3		5		8.4		2.8	
BA3DC	BA3DC-SD4852-2211	48	52	1.1		1.3		2.4		1.9		0.11	U	2		2.3		3.3		2.5		1.6		0.77		0.13	U	0.12	U	1.2		1.8		3.1		1.1	
BA4B	BA4B-SD0002-2211	0	2	0.99	J	0.35	U	4.5		2.7		0.29	U	5.8		4.4		6.8		11		8		4.7		2.7		0.32	U	4.5		7.3		14		5.7	
BA4B	BA4B-SD0204-2211	2	4	9.8		13		29		23		0.3	U	45		30		44		66		48		37		5.4		0.33	U	25		41		73		32	
BA4B	BA4B-SD0608-2211	6	8	5.8		9.3		20		19		0.28	U	46		20		36		51		38		28		6		0.31	U	21		27		57		25	
BA4B	BA4B-SD0812-2211	8	12	6.7		17		44		38		10		110		63		130		170		130		67		20		0.3	U	84		84		140		75	
BA4B	BA4B-SD1216-2211	12	16	3.4		6.2		11		9		2.7		24		12		23		30		26		13		0.74	U	0.31	U	41		21		39		18	
BA4B	BA4B-SD1620-2211	16	20	3.2		2.2		3.6		2.8		0.12	U	6.1		7		11		3.7		2.6		1.4		0.14	U	0.13	U	4.2		3.6		7.2		2.5	
BA4B	BA4B-SD2024-2211	20	24	1.4		1.3		1.5		0.83		0.12	U	1.9		1.1		2.1		1.9		1.5		1.4		0.14	U	0.13	U	1		2.1		3.5		0.88	
BA4B	BA4B-SD2428-2211	24	28	0.7		0.14	U	0.58		0.48		0.12	U	1.1		0.68		1.2		1.5		0.92		1		0.14	U	0.13	U	0.96		1.1		2.2		0.99	
BA4B	BA4B-SD2832-2211	28	32	0.72		0.77		1.1		0.75		0.12	U	1.5		1.1		1.5		2.4		1.8		0.99		0.15	U	0.13	U	1.5		1.9		3		1.5	
BA4B	BA4B-SD3236-2211	32	36	0.17	U	0.14	U	0.15	U	0.13	U	0.12	U	0.17	U	0.16	U	0.12	U	0.16	U	0.14	U	0.15	U	0.14	U	0.13	U	0.18	U	0.13	U	0.16	U	0.15	U
BA4B	BA4B-SD3640-2211	36	40	0.16	U	0.13	U	0.14	U	0.13	U	0.11	U	0.17	U	0.16	U	0.11	U	0.16	U	0.13	U	0.15	U	0.14	U	0.12	U	0.18	U	0.12	U	0.15	U	0.15	U

Table 1. Sediment PCB Results
Second MNR Report
Palos Verdes Shelf
Los Angeles County, California

Location ID	Sample ID	Top of Sample (cm)	Bottom of Sample (cm)	PCB-110	Q	PCB-114	Q	PCB-118	Q	PCB-119	Q	PCB-123	Q	PCB-126	Q	PCB-128	Q	PCB-132/153	Q	PCB-138/158	Q	PCB-149	Q	PCB-151	Q	PCB-156	Q	PCB-157	Q	PCB-167	Q	PCB-168	Q	PCB-169	Q	PCB-170	Q
BA3C	BA3C-SD0002-2211	0	2	**9**		0.18	U	**9.9**		0.21	U	0.17	U	**15**		**2.2**		**18**		**12**		**6.7**		**2.4**		**1.2**		0.16	U	0.19	U	0.18	U	0.16	U	**3.3**	
BA3C	BA3C-SD0204-2211	2	4	**5.3**		0.18	U	**6**		0.21	U	0.16	U	0.15	U	**1.3**		**10**		**6.4**		**3.8**		**0.95**		**1**		0.16	U	0.19	U	0.18	U	0.16	U	**1.8**	
BA3C	BA3C-SD0406-2211	4	6	**4.3**		0.17	U	**4.8**		0.2	U	0.16	U	0.14	U	**1.1**		**9**		**5.4**		**2.9**		**1.1**		**1.3**		0.15	U	0.18	U	0.17	U	0.15	U	**1.4**	
BA3C	BA3C-SD0608-2211	6	8	**6.3**		0.34	U	**7.6**		0.4	U	0.32	U	0.29	U	**2.3**		**13**		**7.2**		**5.3**		**1.5**		0.3	U	0.3	U	0.36	U	0.34	U	0.3	U	**1.9**	
BA3C	BA3C-SD0812-2211	8	12	**10**		0.18	U	**13**		0.21	U	0.16	U	0.15	U	**2.5**		**19**		**18**		**11**		**4.2**		0.16	U	0.16	U	0.19	U	0.17	U	0.16	U	**4.1**	
BA3C	BA3C-SD1216-2211	12	16	**6.3**		0.16	U	**8.3**		0.19	U	0.15	U	0.14	U	**3.1**		**13**		**8.3**		**4.6**		**1.5**		**1.7**		0.14	U	0.17	U	0.16	U	0.14	U	**2.5**	
BA3C	BA3C-SD1620-2211	16	20	**14**		0.17	U	**17**		0.2	U	0.16	U	0.15	U	**4.8**		**23**		**18**		**14**		**6.4**		**3.8**		0.15	U	0.18	U	0.17	U	0.15	U	**4.7**	
BA3C	BA3C-SD2024-2211	20	24	**21**		0.17	U	**24**		0.2	U	0.16	U	0.15	U	**4.1**		**33**		**25**		**18**		**9.3**		**5.5**		0.15	U	0.18	U	0.17	U	0.15	U	**6.1**	
BA3C	BA3C-SD2428-2211	24	28	**14**		0.33	U	**17**		0.39	U	0.31	U	0.29	U	**4**		**30**		**16**		**9.7**		**4.3**		**3.5**		0.29	U	0.35	U	0.33	U	0.29	U	**4**	
BA3C	BA3C-SD2832-2211	28	32	**25**		0.18	U	**27**		0.21	U	0.17	U	0.15	U	**4.6**		**36**		**29**		**20**		**11**		**7**		0.16	U	0.19	U	0.18	U	0.16	U	**8.8**	
BA3C	BA3C-SD3236-2211	32	36	**44**		0.38	U	**47**		0.44	U	0.35	U	0.32	U	**12**		**84**		**47**		**29**		**9.5**		**10**		0.33	U	0.4	U	0.37	U	0.33	U	**14**	
BA3C	BA3C-SD3640-2211	36	40	**62**		0.35	U	**60**		0.41	U	0.33	U	0.3	U	**12**		**110**		**64**		**44**		**13**		**22**		0.31	U	0.37	U	0.35	U	0.31	U	**20**	
BA3C	BA3C-SD4044-2211	40	44	**17**		0.15	U	**16**		0.18	U	0.14	U	0.13	U	**3**		**29**		**16**		**11**		**2.9**		**4.6**		0.13	U	0.16	U	0.15	U	0.13	U	**5.2**	
BA3C	BA3C-SD4448-2211	44	48	**9.6**		0.31	U	**10**		0.36	U	0.29	U	0.27	U	**2.8**		**17**		**13**		**8.1**		**2.7**		**2.2**		0.27	U	0.33	U	0.31	U	0.27	U	**3.5**	
BA3C	BA3C-SD4852-2211	48	52	**12**		0.16	U	**14**		0.18	U	0.15	U	0.13	U	**3.5**		**17**		**15**		**12**		**5.7**		**2.7**		0.14	U	0.17	U	0.15	U	0.14	U	**3.8**	
BA3C	BA3C-SD5256-2211	52	56	**11**		0.16	U	**12**		0.19	U	0.15	U	0.14	U	**2.6**		**16**		**13**		**10**		**4.2**		**3.3**		0.14	U	0.17	U	0.16	U	0.14	U	**3.2**	
BA3C	BA3C-SD5660-2211	56	60	**4**		0.15	U	**4.2**		0.17	U	0.14	U	0.13	U	**0.83**		**7.2**		**4.9**		**2.7**		**0.85**		0.13	U	0.13	U	0.16	U	0.15	U	0.13	U	**0.91**	
BA3C	BA3C-SD6064-2211	60	64	**2.3**		0.3	U	**2.3**		0.35	U	0.28	U	0.26	U	0.39	U	**1.8**		**2.3**		**1.6**		**0.74**		0.27	U	0.26	U	0.32	U	0.3	U	0.26	U	0.29	U
BA3C	BA3C-SD6468-2211	64	68	**1.8**		0.15	U	**1.9**		0.18	U	0.14	U	0.13	U	**0.3**		**2.2**		**1.5**		**1.5**		**0.49**		0.13	U	0.13	U	0.16	U	0.15	U	0.13	U	**0.6**	
BA3C	BA3C-SD6872-2211	68	72	**0.96**		**0.99**		**0.69**		**0.51**	**J**	**0.46**	**J**	**0.82**		**0.72**		**1.8**		**1.3**		**0.79**		**0.4**	**J**	0.26	U	**0.28**	**J**	0.31	U	0.29	U	**0.93**		**0.88**	
BA3DC	BA3DC-SD0002-2211	0	2	**2.5**		0.18	U	**2.5**		**1.7**		0.16	U	0.15	U	0.23	U	**3.7**		**2.9**		**1.5**		0.15	U	0.16	U	0.15	U	0.19	U	0.17	U	0.15	U	0.17	U
BA3DC	BA3DC-SD0204-2211	2	4	**3.9**		0.16	U	**3**		0.19	U	0.15	U	0.14	U	0.21	U	**5.6**		**3.4**		**1.9**		**0.48**		0.14	U	0.14	U	0.17	U	0.16	U	0.14	U	**0.83**	
BA3DC	BA3DC-SD0406-2211	4	6	**9.7**		0.16	U	**8.4**		0.19	U	0.15	U	0.14	U	**1.7**		**14**		**9.9**		**5.7**		**1.2**		**1.2**		0.14	U	0.17	U	0.16	U	0.14	U	**1.3**	
BA3DC	BA3DC-SD0608-2211	6	8	**2.9**		0.16	U	**3.6**		0.19	U	0.15	U	0.14	U	0.21	U	**6**		**3.6**		**2.1**		**0.78**		0.14	U	0.14	U	0.17	U	0.16	U	0.14	U	**1.1**	
BA3DC	BA3DC-SD0812-2211	8	12	**1.9**		0.32	U	**1.8**		0.37	U	0.3	U	0.28	U	0.42	U	**1.8**		**2.1**		**1.2**		**0.66**		0.29	U	0.28	U	0.34	U	0.32	U	0.28	U	**0.99**	
BA3DC	BA3DC-SD1216-2211	12	16	**2.9**		0.3	U	**2.1**		0.35	U	0.28	U	0.26	U	0.39	U	**2.1**		**2.6**		**1.6**		**0.43**	**J**	0.27	U	0.26	U	0.32	U	0.29	U	0.26	U	**0.8**	
BA3DC	BA3DC-SD1620-2211	16	20	**2.9**		0.15	U	**2.6**		0.18	U	0.14	U	0.13	U	0.2	U	**4.7**		**3.1**		**1.7**		**0.52**		0.14	U	0.13	U	0.16	U	0.15	U	0.13	U	0.15	U
BA3DC	BA3DC-SD2024-2211	20	24	**3.6**		0.3	U	**2.6**		0.35	U	0.28	U	0.26	U	0.39	U	**2.6**		**2.7**		**1.9**		**0.43**	**J**	0.27	U	0.26	U	0.32	U	0.3	U	0.26	U	**1.6**	
BA3DC	BA3DC-SD2428-2211	24	28	**11**		0.31	U	**11**		0.36	U	0.29	U	0.26	U	**2.1**		**9.8**		**12**		**7.7**		**1.7**		**0.86**		0.27	U	0.33	U	0.3	U	0.27	U	**3.6**	
BA3DC	BA3DC-SD2832-2211	28	32	**6.5**		0.31	U	**6.6**		0.36	U	0.28	U	0.26	U	**2.6**		**14**		**8.1**		**4.4**		**1.6**		0.27	U	0.27	U	0.32	U	0.3	U	0.27	U	**2.5**	
BA3DC	BA3DC-SD3236-2211	32	36	**20**		0.31	U	**14**		0.36	U	0.29	U	0.27	U	**4.6**		**26**		**18**		**9.3**		**2.6**		**2**		0.27	U	0.33	U	0.31	U	0.27	U	**3**	
BA3DC	BA3DC-SD3640-2211	36	40	**5.1**		0.3	U	**5.5**		0.35	U	0.28	U	0.26	U	**1.1**		**5.4**		**6.1**		**3.4**		**1.5**		0.27	U	0.27	U	0.32	U	0.3	U	0.27	U	**2.8**	
BA3DC	BA3DC-SD4044-2211	40	44	**12**		0.15	U	**11**		0.18	U	0.14	U	0.13	U	**3.1**		**12**		**13**		**7**		**2**		**1.1**		0.14	U	0.16	U	0.15	U	0.14	U	**4.1**	
BA3DC	BA3DC-SD4448-2211	44	48	**6.8**		0.15	U	**8**		0.18	U	0.14	U	0.13	U	**1**		**8.4**		**9.1**		**5.2**		**1.4**		**0.99**		0.13	U	0.16	U	0.15	U	0.13	U	**3.5**	
BA3DC	BA3DC-SD4852-2211	48	52	**3**		0.15	U	**3.1**		0.17	U	0.14	U	0.13	U	**0.69**		**3.1**		**3.8**		**2.1**		**0.56**		**0.13**	**J**	0.13	U	0.16	U	0.15	U	0.13	U	**1.8**	
BA4B	BA4B-SD0002-2211	0	2	**10**		0.39	U	**12**		0.46	U	0.37	U	0.34	U	0.51	U	**18**		**14**		**6.8**		**2.3**		0.35	U	0.35	U	0.42	U	0.39	U	0.35	U	**5**	
BA4B	BA4B-SD0204-2211	2	4	**60**		0.41	U	**64**		0.48	U	0.38	U	0.35	U	**12**		**100**		**59**		**39**		**14**		**11**		0.36	U	0.43	U	0.4	U	0.36	U	**18**	
BA4B	BA4B-SD0608-2211	6	8	**48**		0.38	U	**45**		0.44	U	0.35	U	0.32	U	**8.9**		**71**		**42**		**31**		**12**		**4.7**		0.33	U	0.4	U	0.37	U	0.33	U	**12**	
BA4B	BA4B-SD0812-2211	8	12	**150**		0.37	U	**160**		0.43	U	**7.9**		0.32	U	**27**		**130**		**170**		**110**		**30**		**20**		0.33	U	**5**		0.37	U	0.33	U	**45**	
BA4B	BA4B-SD1216-2211	12	16	**57**		0.38	U	**49**		0.44	U	0.35	U	0.32	U	**8.1**		**52**		**66**		**41**		**9.7**		**4.2**		0.33	U	0.4	U	0.37	U	0.33	U	**16**	
BA4B	BA4B-SD1620-2211	16	20	**9.3**		0.16	U	**7.6**		0.18	U	0.15	U	0.13	U	**1.4**		**8.3**		**8.2**		**5.8**		**1.7**		0.14	U	0.14	U	0.17	U	0.16	U	0.14	U	**5.2**	
BA4B	BA4B-SD2024-2211	20	24	**2.7**		0.16	U	**2.6**		0.19	U	0.15	U	0.14	U	0.21	U	**5.7**		**2.6**		**2.1**		**0.82**		0.14	U	0.14	U	0.17	U	0.16	U	0.14	U	0.15	U
BA4B	BA4B-SD2428-2211	24	28	**1.7**		0.16	U	**1.8**		0.19	U	0.15	U	0.14	U	0.21	U	**3.2**		**2.3**		**1.1**		**0.45**		0.14	U	0.14	U	0.17	U	0.16	U	0.14	U	0.16	U
BA4B	BA4B-SD2832-2211	28	32	**2**		0.16	U	**2.3**		0.19	U	0.15	U	0.14	U	0.21	U	**4.4**		**2.4**		**1.7**		**0.58**		0.14	U	0.14	U	0.17	U	0.16	U	0.14	U	0.16	U
BA4B	BA4B-SD3236-2211	32	36	0.13	U	0.16	U	0.12	U	0.18	U	0.14	U	0.13	U	0.2	U	0.35	U	0.35	U	0.16	U	0.13	U	0.14	U	0.14	U	0.16	U	0.15	U	0.14	U	0.15	U
BA4B	BA4B-SD3640-2211	36	40	0.13	U	0.15	U	0.11	U	0.18	U	0.14	U	0.13	U	0.2	U	0.34	U	0.35	U	0.15	U	0.13	U	0.14	U	0.13	U	0.16	U	0.15	U	0.13	U	0.15	U

Table 1. Sediment PCB Results
Second MNR Report
Palos Verdes Shelf
Los Angeles County, California

Location ID	Sample ID	Top of Sample (cm)	Bottom of Sample (cm)	PCB-177	Q	PCB-180	Q	PCB-183	Q	PCB-187	Q	PCB-189	Q	PCB-194	Q	PCB-195	Q	PCB-201	Q	PCB-203	Q	PCB-206	Q	PCB-209	Q	Total PCB - Short List	Q	Total PCB - Expanded List	Q
BA3C	BA3C-SD0002-2211	0	2	**1.8**		**5.2**		**1.4**		**2.8**		0.13	U	0.19	U	0.1	U	0.23	U	0.12	U	0.19	U	0.16	U	**110**		**160**	
BA3C	BA3C-SD0204-2211	2	4	**0.76**		**2.8**		**0.58**		**1.5**		0.13	U	0.19	U	0.1	U	0.23	U	**1.2**		0.19	U	0.15	U	**53**	**J**	**80**	**J**
BA3C	BA3C-SD0406-2211	4	6	**0.83**		**2.8**		**0.61**		**1.4**		0.13	U	0.18	U	0.098	U	0.22	U	**1.2**		**0.44**		0.15	U	**47**	**J**	**70**	**J**
BA3C	BA3C-SD0608-2211	6	8	**1.3**		**3.9**		**0.93**		**2.1**		0.25	U	0.36	U	0.2	U	0.45	U	0.22	U	0.36	U	0.3	U	**68**	**J**	**100**	**J**
BA3C	BA3C-SD0812-2211	8	12	**1.4**		**6.5**		**2**		**3.5**		0.29	U	**2.3**		**3.2**		0.23	U	**1.3**		**2.4**		**1.9**		**120**		**180**	
BA3C	BA3C-SD1216-2211	12	16	**1.2**		**4.2**		**0.98**		**2.2**		0.12	U	0.17	U	0.095	U	0.21	U	0.11	U	0.17	U	0.14	U	**74**		**110**	
BA3C	BA3C-SD1620-2211	16	20	**2.7**		**9.7**		**2**		**4.8**		0.28	U	**4**		0.4	U	0.23	U	**2.7**		0.18	U	**1.2**		**150**		**250**	
BA3C	BA3C-SD2024-2211	20	24	**3.1**		**13**		**3.2**		**6.4**		0.28	U	**5.6**		0.4	U	0.23	U	**3.9**		**2.2**		**3.8**		**210**		**350**	
BA3C	BA3C-SD2428-2211	24	28	**2.3**		**9.7**		**1.7**		**6.2**		0.25	U	0.35	U	0.19	U	0.43	U	0.22	U	**2.6**		0.29	U	**170**		**240**	
BA3C	BA3C-SD2832-2211	28	32	**4**		**16**		**3.1**		**7.4**		0.29	U	**4.5**		0.41	U	0.23	U	**3.8**		**2.4**		**3.8**		**250**		**410**	
BA3C	BA3C-SD3236-2211	32	36	**6.2**		**22**		**5.2**		**11**		0.28	U	**7.4**		0.22	U	0.49	U	**13**		**6**		**12**		**510**		**760**	
BA3C	BA3C-SD3640-2211	36	40	**8.2**		**31**		**6.1**		**15**		0.26	U	**8.8**		0.21	U	0.46	U	**12**		**4.8**		**18**		**710**		**1100**	
BA3C	BA3C-SD4044-2211	40	44	**1.9**		**8.5**		**2**		**4.5**		0.11	U	**2.3**		0.088	U	0.2	U	**3.8**		**0.95**		**7.8**		**180**		**260**	
BA3C	BA3C-SD4448-2211	44	48	**1**		**5.4**		**1**		**2.4**		0.23	U	0.33	U	0.18	U	0.41	U	0.2	U	0.33	U	0.27	U	**100**		**150**	
BA3C	BA3C-SD4852-2211	48	52	**1.3**		**8.8**		**1.9**		**3.7**		0.26	U	**2.2**		0.36	U	0.2	U	**1.2**		0.17	U	0.14	U	**120**		**200**	
BA3C	BA3C-SD5256-2211	52	56	**1.5**		**6.4**		**1.6**		**3.3**		0.26	U	0.17	U	0.38	U	0.21	U	**1.8**		0.17	U	0.14	U	**110**		**180**	
BA3C	BA3C-SD5660-2211	56	60	**0.45**		**1.8**		**0.57**		**1.2**		0.11	U	0.16	U	0.087	U	0.19	U	**1.2**		0.16	U	0.13	U	**42**		**65**	
BA3C	BA3C-SD6064-2211	60	64	0.26	U	**0.82**		0.34	U	**0.45**	**J**	0.22	U	0.31	U	0.17	U	0.39	U	0.19	U	0.32	U	0.26	U	**17**	**J**	**26**	**J**
BA3C	BA3C-SD6468-2211	64	68	**0.24**	**J**	**0.47**		0.17	U	**0.25**	**J**	0.11	U	0.16	U	0.089	U	0.2	U	0.099	U	0.16	U	0.13	U	**15**	**J**	**24**	**J**
BA3C	BA3C-SD6872-2211	68	72	**0.41**	**J**	0.52	U	0.34	U	**0.26**	**J**	0.48	U	0.31	U	0.68	U	0.38	U	0.54	U	0.31	U	0.26	U	**13**	**J**	**20**	**J**
BA3DC	BA3DC-SD0002-2211	0	2	0.16	U	**1.1**		0.2	U	**0.48**		0.13	U	0.18	U	0.1	U	0.23	U	0.11	U	0.19	U	0.15	U	**17**		**28**	
BA3DC	BA3DC-SD0204-2211	2	4	**0.59**		**1.5**		**0.32**		**0.91**		0.12	U	0.17	U	0.093	U	0.21	U	**1.1**		0.17	U	0.14	U	**26**		**41**	
BA3DC	BA3DC-SD0406-2211	4	6	**0.74**		**2.4**		**0.71**		**1**		0.12	U	0.17	U	0.096	U	0.21	U	0.11	U	0.17	U	0.14	U	**72**		**110**	
BA3DC	BA3DC-SD0608-2211	6	8	**0.46**		**1.5**		**0.8**		**1.3**		0.12	U	0.17	U	0.095	U	0.21	U	**1.4**		0.17	U	0.14	U	**27**		**44**	
BA3DC	BA3DC-SD0812-2211	8	12	0.28	U	**1**		0.37	U	**0.32**	**J**	0.52	U	0.34	U	0.75	U	0.42	U	0.6	U	0.34	U	0.28	U	**15**	**J**	**23**	**J**
BA3DC	BA3DC-SD1216-2211	12	16	0.26	U	**0.79**		0.34	U	**0.4**	**J**	0.49	U	0.31	U	0.69	U	0.39	U	0.56	U	0.32	U	**1.2**		**19**	**J**	**30**	**J**
BA3DC	BA3DC-SD1620-2211	16	20	0.13	U	**1.1**		**0.39**		**0.56**		0.11	U	0.16	U	0.089	U	0.2	U	0.099	U	0.16	U	0.13	U	**21**		**32**	
BA3DC	BA3DC-SD2024-2211	20	24	**0.52**	**J**	**1.1**		0.34	U	**0.52**	**J**	0.49	U	0.32	U	0.7	U	0.39	U	0.56	U	0.32	U	**0.84**		**24**	**J**	**37**	**J**
BA3DC	BA3DC-SD2428-2211	24	28	**0.67**		**2.5**		**0.54**	**J**	**1.2**		0.5	U	0.32	U	0.71	U	0.4	U	**1.4**		0.33	U	0.27	U	**70**		**110**	**J**
BA3DC	BA3DC-SD2832-2211	28	32	**1.2**		**3.7**		**0.78**		**2.2**		0.23	U	**1.3**		0.18	U	0.4	U	**1.8**		**0.95**		**1.3**		**76**		**110**	
BA3DC	BA3DC-SD3236-2211	32	36	**1.6**		**6.1**		**1.7**		**2.7**		0.23	U	0.32	U	0.18	U	0.4	U	**2.4**		0.33	U	0.27	U	**130**		**200**	
BA3DC	BA3DC-SD3640-2211	36	40	**0.91**		**2.1**		**0.52**	**J**	**1.4**		0.49	U	**1.3**		0.7	U	0.39	U	**2**		0.32	U	**1.6**		**51**		**81**	**J**
BA3DC	BA3DC-SD4044-2211	40	44	**1.3**		**4.3**		**1.2**		**2.6**		0.11	U	**1.8**		0.09	U	0.2	U	**2.5**		**1.2**		**1.6**		**100**		**160**	
BA3DC	BA3DC-SD4448-2211	44	48	**1.3**		**4.3**		**0.8**		**2.5**		0.11	U	**0.97**		0.088	U	0.2	U	**2.1**		**1.1**		**1.1**		**83**		**130**	
BA3DC	BA3DC-SD4852-2211	48	52	**0.39**		**1.4**		**0.31**		**0.82**		0.11	U	0.16	U	0.087	U	0.19	U	0.097	U	0.16	U	0.13	U	**32**	**J**	**48**	**J**
BA4B	BA4B-SD0002-2211	0	2	**1.8**		**5.6**		**1.7**		**2.7**		0.29	U	0.41	U	0.23	U	0.51	U	**3.2**		0.42	U	0.34	U	**110**	**J**	**170**	**J**
BA4B	BA4B-SD0204-2211	2	4	**7.6**		**30**		**7.3**		**17**		0.3	U	**10**		0.24	U	0.53	U	**14**		**5**		**7.3**		**640**		**1000**	
BA4B	BA4B-SD0608-2211	6	8	**5.3**		**23**		**5.2**		**13**		0.28	U	0.39	U	0.22	U	0.49	U	**9.9**		0.4	U	0.33	U	**480**		**740**	
BA4B	BA4B-SD0812-2211	8	12	**18**		**77**		**18**		**41**		0.6	U	**18**		**11**		**3**		**18**		**10**		**6.6**		**1400**		**2300**	
BA4B	BA4B-SD1216-2211	12	16	**8.4**		**27**		**6**		**17**		0.61	U	**6.8**		0.87	U	**2.4**		**8.3**		**5.1**		**6.6**		**410**		**670**	
BA4B	BA4B-SD1620-2211	16	20	**1**		**3.4**		**0.68**		**2.3**		0.12	U	0.16	U	0.092	U	0.2	U	**3.4**		**1.8**		**2.9**		**81**		**120**	
BA4B	BA4B-SD2024-2211	20	24	0.14	U	**1.6**		**0.49**		**1.1**		0.12	U	0.17	U	0.093	U	0.21	U	0.1	U	0.17	U	0.14	U	**28**		**42**	
BA4B	BA4B-SD2428-2211	24	28	**0.33**		**0.92**		**0.21**	**J**	**0.46**		0.12	U	0.17	U	0.094	U	0.21	U	0.1	U	0.17	U	0.14	U	**17**		**26**	**J**
BA4B	BA4B-SD2832-2211	28	32	0.14	U	**1.2**		**0.37**		**0.67**		0.12	U	0.17	U	0.095	U	0.21	U	0.11	U	0.17	U	0.14	U	**23**		**36**	
BA4B	BA4B-SD3236-2211	32	36	0.14	U	0.12	U	0.18	U	0.13	U	0.12	U	0.16	U	0.091	U	0.2	U	0.1	U	0.16	U	0.14	U	0	U	0	U
BA4B	BA4B-SD3640-2211	36	40	0.13	U	0.12	U	0.17	U	0.13	U	0.11	U	0.16	U	0.089	U	0.2	U	0.099	U	0.16	U	0.13	U	0	U	0	U

Table 1. Sediment PCB Results
Second MNR Report
Palos Verdes Shelf
Los Angeles County, California

Location ID	Sample ID	Top of Sample (cm)	Bottom of Sample (cm)	PCB-5/8	Q	PCB-18	Q	PCB-28	Q	PCB-31	Q	PCB-37	Q	PCB-44	Q	PCB-49	Q	PCB-52	Q	PCB-66	Q	PCB-70	Q	PCB-74	Q	PCB-77	Q	PCB-81	Q	PCB-87	Q	PCB-99	Q	PCB-101	Q	PCB-105	Q
BA4C	BA4C-SD0002-2211	0	2	**1.4**		0.18	U	**6.8**		**3.9**		0.15	U	**8.9**		**4.5**		**11**		**15**		**10**		**6.6**		0.18	U	0.17	U	**6**		**9.4**		**19**		**8.3**	
BA4C	BA4C-SD0204-2211	2	4	**2.4**		0.33	U	**6.8**		**5.6**		0.28	U	**7.2**		**6.6**		**12**		**16**		**13**		**10**		0.33	U	0.31	U	**8.5**		**14**		**24**		**10**	
BA4C	BA4C-SD0406-2211	4	6	**1.7**		0.31	U	**5.3**		**2.6**		0.26	U	**7.4**		**4.4**		**7.2**		**12**		**8.2**		**6.7**		**1.7**		0.29	U	**5.4**		**9**		**17**		**9.8**	
BA4C	BA4C-SD0608-2211	6	8	**1.5**		0.31	U	**6.9**		**4.8**		0.27	U	**7.7**		**5.9**		**9**		**15**		**13**		**8.9**		0.32	U	0.29	U	**6.4**		**11**		**20**		**6.6**	
BA4C	BA4C-SD0812-2211	8	12	**2.6**		0.31	U	**8.6**		**3.9**		0.27	U	**10**		**6.7**		**12**		**17**		**13**		**8.7**		0.32	U	0.29	U	**7.3**		**11**		23		**12**	
BA4C	BA4C-SD1216-2211	12	16	**1.5**		0.31	U	**5.2**		**4.8**		0.26	U	**6.9**		**4.9**		**9.1**		**11**		**9.8**		**6.5**		**2.1**		0.29	U	**5.7**		**8.7**		**16**		**7.5**	
BA4C	BA4C-SD1620-2211	16	20	**3.7**		0.31	U	**12**		**5.5**		0.26	U	**14**		**8.9**		**15**		**24**		**16**		**12**		**3.9**		0.28	U	**9.7**		**15**		**27**		**13**	
BA4C	BA4C-SD2024-2211	20	24	**3.2**		**6**		0.33	U	**18**		0.26	U	**12**		**9.7**		**15**		**19**		**14**		**13**		**4**		0.29	U	**7.8**		**14**		**27**		**13**	
BA4C	BA4C-SD2428-2211	24	28	**7.4**		0.38	U	**33**		**12**		0.32	U	**44**		**25**		**46**		**69**		**45**		**36**		**10**		0.35	U	**22**		**40**		**77**		**36**	
BA4C	BA4C-SD2832-2211	28	32	**2.8**		**8.8**		**15**		**15**		0.28	U	**46**		**27**		**49**		**75**		**46**		**30**		**11**		0.3	U	**57**		**45**		**76**		**59**	
BA4C	BA4C-SD3236-2211	32	36	**11**		**18**		**36**		**39**		0.27	U	**89**		**31**		**71**		**70**		**74**		**49**		**14**		0.3	U	**33**		**45**		**88**		**46**	
BA4C	BA4C-SD3640-2211	36	40	**6.6**		**13**		**18**		**12**		0.25	U	**38**		**16**		**30**		**41**		**32**		**19**		**7.9**		0.28	U	**15**		**27**		**54**		**20**	
BA4C	BA4C-SD4044-2211	40	44	**2.7**		**3.8**		**6.9**		**4**		0.24	U	**8.2**		**6.9**		**11**		**10**		**16**		**7.9**		0.32	U	0.13	U	**6**		**9.2**		**19**		**7.8**	
BA4C	BA4C-SD4448-2211	44	48	**2.4**		**4**		**7.8**		**3.1**		0.24	U	**15**		**7.6**		**14**		**12**		**18**		**9.3**		0.32	U	0.13	U	**6.8**		**9.8**		**21**		**5.8**	
BA4C	BA4C-SD4852-2211	48	52	**1.5**		**3.2**		**6.4**		**2.8**		0.26	U	**7.5**		**6**		**10**		**9.9**		**15**		**7.6**		0.34	U	0.14	U	**5.6**		**9.5**		**16**		**7.2**	
BA4C	BA4C-SD5256-2211	52	56	**0.67**		**1**		**2.4**		**0.44**		0.25	U	**3.5**		**2.1**		**3.5**		**3.4**		**4.9**		**2.9**		0.33	U	0.14	U	**1.6**		**3.5**		**5.8**		**2**	
BA4C	BA4C-SD5660-2211	56	60	0.46	U	0.13	U	0.14	U	0.23	U	0.23	U	**0.36**		**0.68**		**0.85**		**0.81**		**1.3**		**0.79**		0.3	U	0.13	U	0.18	U	**0.98**		**1.4**		**0.57**	
BA4C	BA4C-SD6064-2211	60	64	**0.59**		0.13	U	**1.3**		**0.91**		0.11	U	**2.4**		**1.6**		**2.1**		**3.1**		**2.3**		**1.5**		0.13	U	0.12	U	**1.3**		**2.5**		**3.9**		**1.1**	
BA4C	BA4C-SD0002-2211FD	0	2	0.42	U	0.34	U	**2.8**		**2.6**		0.29	U	**4.8**		**2.9**		**4.4**		**6.4**		**5.5**		**4.1**		0.35	U	0.32	U	**3**		**4.8**		**8.4**		**3.2**	
BA4C	BA4C-SD0204-2211FD	2	4	0.39	U	0.32	U	**3.7**		0.3	U	0.27	U	**5.2**		**4.3**		**7.3**		**11**		**7.4**		**4.6**		**1.4**		0.3	U	**4.7**		**5.8**		**12**		**4**	
BA4C	BA4C-SD0406-2211FD	4	6	**0.97**	**J**	0.32	U	**3.4**		**2.5**		0.27	U	**4.5**		**3.4**		**5.2**		**7.9**		**5.6**		**4**		0.32	U	0.29	U	**4.1**		**6.9**		**9.7**		**2.7**	
BA4C	BA4C-SD0608-2211FD	6	8	**1.2**		**2**		**5.7**		**2.1**		0.27	U	**7.5**		**5.6**		**8.4**		**9.7**		**15**		**7.9**		0.35	U	0.14	U	**5.6**		**8.7**		**18**		**8.1**	
BA4C	BA4C-SD0812-2211FD	8	12	**1.5**		**2.5**		**7.2**		**4.2**		0.27	U	**11**		**7.1**		**12**		**12**		**20**		**9.2**		0.35	U	0.15	U	**8**		**11**		**23**		**11**	
BA4C	BA4C-SD1216-2211FD	12	16	**0.027**		**0.028**		**0.12**		**0.039**		0.0027	U	**0.17**		**0.1**		**0.19**		**0.18**		**0.3**		**0.15**		0.0035	U	0.0015	U	**0.096**		**0.18**		**0.32**		**0.16**	
BA4C	BA4C-SD1620-2211FD	16	20	**2.7**		**3.5**		**11**		**4.9**		0.27	U	**13**		**12**		**19**		**18**		**29**		**16**		0.35	U	0.14	U	**10**		**18**		**33**		**14**	
BA4C	BA4C-SD2024-2211FD	20	24	**2.6**		**4.2**		**13**		**4.2**		0.26	U	**18**		**14**		**20**		**19**		**33**		**17**		0.34	U	0.14	U	**9.3**		**18**		**34**		**17**	
BA4C	BA4C-SD2428-2211FD	24	28	**7**		**15**		**45**		**21**		0.31	U	**93**		**42**		**82**		**89**		**140**		**58**		0.4	U	0.16	U	**42**		**58**		**100**		**52**	
BA4C	BA4C-SD2832-2211FD	28	32	**20**		**45**		**84**		**93**		0.34	U	**200**		**99**		**180**		**230**		**190**		**110**		**35**		0.37	U	**79**		**100**		**230**		**120**	
BA4C	BA4C-SD3236-2211FD	32	36	**19**		**65**		**110**		**87**		0.33	U	**180**		**90**		**220**		**250**		**250**		**110**		0.43	U	0.18	U	**94**		**100**		**200**		**100**	
BA4C	BA4C-SD3640-2211FD	36	40	**7.4**		**14**		**25**		**20**		0.26	U	**50**		**21**		**38**		**47**		**43**		**26**		**4.9**		0.29	U	**19**		**27**		**59**		**30**	
BA4C	BA4C-SD4044-2211FD	40	44	**2.1**		**3.5**		**5**		**2.6**		0.23	U	**7.4**		**6.8**		0.25	U	**6.3**		0.13	U	**5.2**		0.3	U	0.12	U	**7.1**		0.26	U	**13**		**28**	
BA4C	BA4C-SD4448-2211FD	44	48	**1.6**		**3.4**		**4.6**		**2**		0.23	U	**10**		**4.5**		**8**		**7.7**		**12**		**6**		0.29	U	0.12	U	**3.8**		**7.1**		**12**		**5**	
BA4C	BA4C-SD4852-2211FD	48	52	**4.1**		**4.4**		**6.8**		**5.5**		0.23	U	**19**		**9.4**		**15**		**19**		**15**		**11**		**2.9**		0.25	U	**8.1**		**13**		**24**		**13**	
BA4C	BA4C-SD5256-2211FD	52	56	**0.75**		**1.6**		**2.6**		**1.1**		0.22	U	**3.9**		**2.9**		**4.3**		**3.8**		**5.8**		**2.8**		0.29	U	0.12	U	**2.2**		**3.6**		**7**		**2.5**	
BA4DC	BA4DC-SD0002-2211	0	2	0.2	U	0.17	U	**2.1**		**1.3**		0.14	U	**1.8**		**1.3**		**2.2**		**4**		**3.3**		**2**		0.17	U	0.16	U	**1.7**		**2.2**		**5.2**		**2.7**	
BA4DC	BA4DC-SD0204-2211	2	4	0.39	U	0.32	U	**0.72**		**1**		0.27	U	**1.6**		**0.71**		**1.2**		**2.5**		**2.2**		**0.64**	**J**	0.32	U	0.3	U	**1.6**		**2.3**		**3**		**2.4**	
BA4DC	BA4DC-SD0406-2211	4	6	**30**		**200**		**270**		**520**		**82**		**580**		**410**		**640**		**770**		**920**		**380**		**100**		0.29	U	**190**		**300**		**550**		**330**	
BA4DC	BA4DC-SD0608-2211	6	8	**0.74**		0.15	U	**2.7**		**2.5**		0.13	U	**2.7**		**2.9**		**4.1**		**6.6**		**4.4**		**4.1**		0.16	U	0.14	U	**2.8**		**4.3**		**8.1**		**3.1**	
BA4DC	BA4DC-SD0812-2211	8	12	0.54	U	**0.77**		**3**		**1.5**		0.27	U	**3.5**		**2.9**		**4.4**		**6.4**		**9**		**4.8**		0.35	U	0.15	U	**3.7**		**6.5**		**11**		**5.9**	
BA4DC	BA4DC-SD1216-2211	12	16	**1.1**		0.16	U	**3.2**		**2.5**		0.14	U	**2.7**		**2.4**		**4.1**		**6.7**		**5.2**		**3.7**		0.16	U	0.15	U	**2.4**		**5.8**		**8.6**		**3.2**	
BA4DC	BA4DC-SD1620-2211	16	20	**1.8**		0.3	U	**4.5**		**3.3**		0.25	U	**4.8**		**4**		**5.4**		**11**		**8**		**5**		0.3	U	0.28	U	**5.4**		**7**		**12**		**4.4**	
BA4DC	BA4DC-SD2024-2211	20	24	0.38	U	0.31	U	**4.2**		**6.6**		0.27	U	**6**		**4.2**		**5.5**		**7.9**		**5.3**		**2.4**		0.32	U	0.29	U	**5.9**		**5.3**		**8.5**		**7.8**	
BA4DC	BA4DC-SD2428-2211	24	28	**2.1**		**3.9**		**4.5**		**4.2**		0.26	U	**5.6**		**3.7**		**7.1**		**11**		**8**		**4.7**		0.31	U	0.28	U	**4.7**		**7.6**		**13**		**5.8**	
BA4DC	BA4DC-SD2832-2211	28	32	**2.8**		**3.4**		**7.7**		**4.4**		0.13	U	**7.3**		**4.9**		**7.6**		**12**		**9.6**		**5.9**		0.15	U	0.14	U	**4.8**		**8.5**		**16**		**6.7**	
BA4DC	BA4DC-SD3236-2211	32	36	**3.9**		**3.1**		**13**		**3.9**		0.26	U	**11**		**6.8**		**14**		**19**		**13**		**11**		**2.2**		0.28	U	**7.1**		**14**		**24**		**11**	
BA4DC	BA4DC-SD3640-2211	36	40	**3.9**		**5.6**		**8.9**		**5.9**		0.26	U	**13**		**6.9**		**14**		**19**		**13**		**9.3**		**3**		0.29	U	**7.6**		**13**		**24**		**7.6**	
BA4DC	BA4DC-SD4044-2211	40	44	**5.8**		**6.3**		**15**		**5.3**		0.26	U	**16**		**12**		**17**		**24**		**18**		**13**		**5.2**		0.28	U	**10**		**16**		**32**		**16**	
BA4DC	BA4DC-SD4448-2211	44	48	**4.5**		**2.5**		**9.7**		**4.8**		0.26	U	**11**		**7.9**		**11**		**17**		**14**		**9**		**3**		0.29	U	**7.8**		**13**		**22**		**10**	
BA4DC	BA4DC-SD4852-2211	48	52	**2.9**		0.32	U	**5.6**		**6.7**		0.27	U	**13**		**8.5**		**11**		**16**		**10**		**5.5**		**1.7**		0.29	U	**7.5**		**13**		**20**		**8.6**	
BA4DC	BA4DC-SD5256-2211	52	56	**9**		0.81	U	**20**		**11**		0.68	U	**29**		**17**		**30**		**38**		**33**		**19**		**3.7**		0.75	U	**17**		**20**		**48**		**23**	
BA4DC	BA4DC-SD5660-2211	56	60	**13**		**23**		**32**		**24**		0.68	U	**66**		**30**		**52**		**65**		**61**		**29**		**11**		0.74	U	**36**		**38**		**82**		**29**	
BA4DC	BA4DC-SD6064-2211	60	64	**4.2**		**6.1**		**9.5**		**7.2**		0.27	U	**15**		**10**		**16**		**23**		**18**		**10**		0.33	U	0.3	U	**11**		**15**		**26**		**9.6**	
BA4DC	BA4DC-SD6468-2211	64	68	**3.6**		**4.2**		**9.6**		**4.8**		0.25	U	**12**		**6.7**		**12**		**15**		**12**		**8.4**		0.3	U	0.27	U	**6.5**		**9.6**		**19**		**5.9**	
BA4DC	BA4DC-SD6872-2211	68	72	**1.3**		0.28	U	**3.2**		**1.6**		0.24	U	**4.7**		**3**		**3.8**		**5.5**		**4.5**		**2.5**		0.28	U	0.26	U	**3.3**		**4.1**		**8.2**		**3.3**	
BA4DC	BA4DC-SD7276-2211	72	76	**2.1**		0.27	U	**4.7**		**3.5**		0.23	U	**8**		**4.8**		**7.4**		**10**		**7.9**		**4.5**		0.28	U	0.25	U	**5.7**		**6.5**		**12**		**6**	
BA4DC	BA4DC-SD7680-2211	76	80	**2.6**		**3.1**		**5.1**		**3.3**		0.28	U	**8.4**		**4.9**		**7.1**		**10**		**8.1**		**4.6**		0.34	U	0.31	U	**5.1**		**7.9**		**14**		**6**	
BA5B	BA5B-SD0002-2211	0	2	**2.1**		0.35	U	**8.7**		**5.4**		0.29	U	**11**		**6.7**		**12**		**19**		**15**		**13**		**2.5**		0.32	U	**7.5**		**12**		**23**		**6.3**	
BA5B	BA5B-SD0204-2211	2	4	**9.2**		0.35	U	**32**		**24**		0.3	U	**39**		**24**		**41**		**58**		**43**		**35**		0.35	U	0.32	U	**20**		**37**		**67**		**34**	
BA5B	BA5B-SD0406-2211	4	6	**22**		1	U	**57**		**48**		0.85	U	**74**		**42**		**80**		**110**		**87**		**67**		1	U	0.94	U	**48**		**66**		**120**		**68**	
BA5B	BA5B-SD0608-2211	6	8	**20**		**25**		**58**		**52**		0.93	U	**100**		**45**		**95**		**130**		**110**		**81**		**14**		1	U	**55**		**76**		**140**		**51**	
BA5B	BA5B-SD0812-2211	8	12	**18**		**33**		**62**		**63**		0.38	U	**120**		**57**		**110**		**120**		**110**		**74**		**19**		0.41	U	**40**		**60**		**120**		**62**	

Table 1. Sediment PCB Results
Second MNR Report
Palos Verdes Shelf
Los Angeles County, California

Location ID	Sample ID	Top of Sample (cm)	Bottom of Sample (cm)	PCB-110	Q	PCB-114	Q	PCB-118	Q	PCB-119	Q	PCB-123	Q	PCB-126	Q	PCB-128	Q	PCB-132/153	Q	PCB-138/158	Q	PCB-149	Q	PCB-151	Q	PCB-156	Q	PCB-157	Q	PCB-167	Q	PCB-168	Q	PCB-169	Q	PCB-170	Q
BA4C	BA4C-SD0002-2211	0	2	**15**		0.2	U	**17**		0.24	U	0.19	U	0.17	U	**5.7**		**29**		**17**		**9.9**		**4**		**4.4**		0.18	U	0.22	U	0.2	U	0.18	U	**4.8**	
BA4C	BA4C-SD0204-2211	2	4	**17**		0.37	U	**20**		0.43	U	0.35	U	0.32	U	**5.7**		**33**		**19**		**12**		**6.1**		0.33	U	0.33	U	0.39	U	0.37	U	0.33	U	**6.9**	
BA4C	BA4C-SD0406-2211	4	6	**12**		0.36	U	**14**		0.41	U	0.33	U	0.3	U	0.46	U	**25**		**15**		**10**		**3**		0.32	U	0.31	U	0.38	U	0.35	U	0.31	U	**4.2**	
BA4C	BA4C-SD0608-2211	6	8	**16**		0.36	U	**17**		0.41	U	0.33	U	0.31	U	0.46	U	**29**		**17**		**10**		**3.6**		0.32	U	0.31	U	0.38	U	0.35	U	0.31	U	**5.2**	
BA4C	BA4C-SD0812-2211	8	12	**19**		0.36	U	**20**		0.42	U	0.33	U	0.31	U	0.46	U	**33**		**22**		**11**		**3.2**		**5.4**		0.31	U	0.38	U	0.35	U	0.31	U	**7.8**	
BA4C	BA4C-SD1216-2211	12	16	**12**		0.35	U	**15**		0.41	U	0.33	U	0.3	U	**3.6**		**23**		**15**		**10**		**3.2**		**2.9**		**9.2**		0.37	U	0.35	U	0.31	U	**3.1**	
BA4C	BA4C-SD1620-2211	16	20	**23**		0.35	U	**26**		0.4	U	0.32	U	0.3	U	**7.5**		**48**		**27**		**19**		**6.4**		**2.8**		0.31	U	0.37	U	0.34	U	0.31	U	**8.5**	
BA4C	BA4C-SD2024-2211	20	24	**20**		0.36	U	**24**		0.41	U	0.33	U	0.3	U	0.46	U	**39**		**20**		**16**		**4.4**		**3.5**		0.31	U	0.38	U	0.35	U	0.31	U	**8.1**	
BA4C	BA4C-SD2428-2211	24	28	**64**		0.43	U	**74**		0.5	U	0.4	U	0.37	U	0.55	U	**98**		**50**		**47**		**14**		**21**		0.38	U	**6**		0.42	U	0.38	U	**22**	
BA4C	BA4C-SD2832-2211	28	32	**120**		0.37	U	**100**		0.43	U	0.35	U	0.32	U	**16**		**95**		**97**		**58**		**12**		**13**		0.33	U	**3.3**		0.37	U	**6.1**		**32**	
BA4C	BA4C-SD3236-2211	32	36	**86**		0.37	U	**84**		0.43	U	0.34	U	0.32	U	**19**		**150**		**86**		**58**		**17**		**12**		0.32	U	0.39	U	0.36	U	0.32	U	**18**	
BA4C	BA4C-SD3640-2211	36	40	**44**		0.34	U	**43**		0.39	U	0.31	U	0.29	U	**8.9**		**81**		**45**		**32**		**10**		**5.4**		0.3	U	0.36	U	0.33	U	0.3	U	**11**	
BA4C	BA4C-SD4044-2211	40	44	**14**		0.16	U	**16**		0.19	U	0.15	U	0.14	U	**3**		**22**		**17**		**13**		**5.8**		**4.2**		0.14	U	0.17	U	0.16	U	0.14	U	**4**	
BA4C	BA4C-SD4448-2211	44	48	**17**		0.16	U	**19**		0.19	U	0.15	U	0.14	U	**3.5**		**24**		**19**		**16**		**7.1**		**4**		0.14	U	0.17	U	0.16	U	0.14	U	**4.5**	
BA4C	BA4C-SD4852-2211	48	52	**13**		0.17	U	**14**		0.2	U	0.16	U	0.15	U	**3.3**		**19**		**18**		**9.9**		**5.3**		**3.6**		0.15	U	0.18	U	0.17	U	0.15	U	**2.8**	
BA4C	BA4C-SD5256-2211	52	56	**4.8**		0.17	U	**5.5**		0.19	U	0.16	U	0.14	U	0.22	U	**5.9**		**6.2**		**3.6**		**2.4**		0.15	U	0.15	U	0.18	U	0.16	U	0.15	U	0.16	U
BA4C	BA4C-SD5660-2211	56	60	**1.1**		0.15	U	**1.3**		0.18	U	0.14	U	0.13	U	0.2	U	**0.86**		**1.4**		**1.1**		0.13	U	0.14	U	0.13	U	0.16	U	0.15	U	0.13	U	0.15	U
BA4C	BA4C-SD6064-2211	60	64	**3.9**		0.15	U	**3.5**		0.17	U	0.14	U	0.13	U	0.19	U	**5.4**		**2.9**		**2.1**		**0.82**		0.13	U	0.13	U	0.16	U	**3.2**		0.13	U	0.14	U
BA4C	BA4C-SD0002-2211FD	0	2	**6.9**		0.39	U	**6.8**		0.46	U	0.36	U	0.34	U	**2.6**		**13**		**8.5**		**5.6**		**2**		**1.6**		0.34	U	0.41	U	0.39	U	0.34	U	0.38	U
BA4C	BA4C-SD0204-2211FD	2	4	**9.5**		0.37	U	**12**		0.43	U	0.34	U	0.31	U	0.47	U	**22**		**13**		**7.6**		**2.4**		**4.4**		0.32	U	0.39	U	0.36	U	0.32	U	0.35	U
BA4C	BA4C-SD0406-2211FD	4	6	**8.9**		0.36	U	**10**		0.42	U	0.33	U	0.31	U	**2.6**		**20**		**11**		**6.3**		**2.2**		0.32	U	0.32	U	0.38	U	0.35	U	0.32	U	**2.6**	
BA4C	BA4C-SD0608-2211FD	6	8	**13**		0.18	U	**17**		0.2	U	0.16	U	0.15	U	**3.8**		**22**		**17**		**14**		**5.8**		**3.3**		0.15	U	0.19	U	0.17	U	0.15	U	**3.8**	
BA4C	BA4C-SD0812-2211FD	8	12	**18**		0.18	U	**21**		0.21	U	0.17	U	0.15	U	**5.3**		**29**		**25**		**14**		**7.1**		**4.9**		0.16	U	0.19	U	0.18	U	0.16	U	**5.7**	
BA4C	BA4C-SD1216-2211FD	12	16	**0.25**		0.0018	U	**0.3**		0.0021	U	0.0016	U	0.0015	U	**0.063**		**0.42**		**0.35**		**0.24**		**0.11**		**0.089**		0.0016	U	0.0019	U	0.0017	U	0.0016	U	**0.087**	
BA4C	BA4C-SD1620-2211FD	16	20	**27**		0.18	U	**29**		0.2	U	0.16	U	0.15	U	**5.5**		**39**		**32**		**24**		**11**		**8.7**		0.15	U	0.19	U	0.17	U	0.15	U	**10**	
BA4C	BA4C-SD2024-2211FD	20	24	**26**		0.17	U	**29**		0.2	U	0.16	U	0.15	U	**6.1**		**37**		**31**		**25**		**11**		**11**		0.15	U	0.18	U	0.17	U	0.15	U	**10**	
BA4C	BA4C-SD2428-2211FD	24	28	**100**		0.2	U	**110**		0.23	U	0.19	U	0.17	U	0.26	U	**110**		**100**		**79**		**28**		**18**		0.18	U	**12**		0.2	U	0.18	U	**35**	
BA4C	BA4C-SD2832-2211FD	28	32	**220**		0.46	U	**200**		0.53	U	0.42	U	0.39	U	**32**		**290**		**180**		**120**		**33**		**33**		0.4	U	0.48	U	0.45	U	0.4	U	**47**	
BA4C	BA4C-SD3236-2211FD	32	36	**320**		0.22	U	**210**		0.26	U	0.2	U	0.19	U	**45**		**270**		**230**		**170**		**54**		**30**		0.19	U	0.23	U	0.22	U	0.19	U	**110**	
BA4C	BA4C-SD3640-2211FD	36	40	**48**		0.36	U	**53**		0.41	U	0.33	U	0.3	U	**8.4**		**96**		**44**		**36**		**10**		**10**		0.31	U	0.38	U	0.35	U	0.31	U	**11**	
BA4C	BA4C-SD4044-2211FD	40	44	**16**		0.15	U	**31**		0.18	U	0.14	U	**26**		0.2	U	0.34	U	0.34	U	**11**		**4.7**		**2.8**		**7**		0.16	U	**14**		0.13	U	**3.3**	
BA4C	BA4C-SD4448-2211FD	44	48	**9.8**		0.15	U	**12**		0.17	U	0.14	U	0.13	U	**2.8**		**16**		**11**		**9.3**		**4.1**		**2.8**		0.13	U	0.16	U	0.15	U	0.13	U	**2.9**	
BA4C	BA4C-SD4852-2211FD	48	52	**27**		0.31	U	**18**		0.36	U	0.29	U	0.27	U	0.4	U	**29**		**20**		**12**		**3.4**		**3.2**		0.27	U	0.33	U	0.31	U	0.27	U	**5**	
BA4C	BA4C-SD5256-2211FD	52	56	**7.8**		0.15	U	**6**		0.17	U	0.14	U	0.13	U	**1.9**		**7.1**		**5.3**		**3.8**		**1.7**		0.13	U	0.13	U	0.16	U	0.14	U	0.13	U	**1.5**	
BA4DC	BA4DC-SD0002-2211	0	2	**3.8**		0.19	U	**4.5**		0.22	U	0.18	U	0.16	U	0.25	U	**7.6**		**5**		**2.9**		**0.69**		0.17	U	0.17	U	0.2	U	0.19	U	0.17	U	0.19	U
BA4DC	BA4DC-SD0204-2211	2	4	**4**		0.36	U	**3.8**		0.42	U	0.34	U	0.31	U	0.47	U	**3.8**		**5**		**2.9**		0.31	U	0.32	U	0.32	U	0.38	U	0.36	U	0.32	U	0.35	U
BA4DC	BA4DC-SD0406-2211	4	6	**800**		0.35	U	**570**		0.41	U	0.32	U	0.3	U	**120**		**480**		**570**		**360**		**98**		**71**		**77**		0.37	U	0.34	U	0.31	U	**120**	
BA4DC	BA4DC-SD0608-2211	6	8	**5.6**		0.18	U	**7.7**		0.21	U	0.16	U	0.15	U	0.23	U	**13**		**8.1**		**4.5**		**1.9**		0.16	U	0.15	U	0.19	U	0.17	U	0.15	U	**1.8**	
BA4DC	BA4DC-SD0812-2211	8	12	**8.3**		0.18	U	**11**		0.21	U	0.16	U	0.15	U	0.23	U	**13**		**12**		**7.1**		**3.8**		0.16	U	0.16	U	0.19	U	0.17	U	0.16	U	**2.9**	
BA4DC	BA4DC-SD1216-2211	12	16	**6.4**		0.18	U	**8**		0.21	U	0.17	U	0.16	U	**2.6**		**14**		**7.8**		**5.1**		**1.9**		**0.89**		0.16	U	0.19	U	0.18	U	0.16	U	**1.8**	
BA4DC	BA4DC-SD1620-2211	16	20	**17**		0.34	U	**9.5**		0.39	U	0.31	U	0.29	U	**2.9**		**21**		**16**		**7.9**		**4.9**		**0.8**		0.3	U	0.36	U	0.33	U	0.3	U	**2.8**	
BA4DC	BA4DC-SD2024-2211	20	24	**11**		0.36	U	**13**		0.41	U	0.33	U	0.31	U	**2.3**		**10**		**16**		**14**		**1.9**		0.32	U	0.31	U	0.38	U	0.35	U	0.31	U	0.35	U
BA4DC	BA4DC-SD2428-2211	24	28	**11**		0.35	U	**12**		0.4	U	0.32	U	0.3	U	0.45	U	**26**		**13**		**7**		**3.7**		0.31	U	0.3	U	0.37	U	0.34	U	0.3	U	**4.6**	
BA4DC	BA4DC-SD2832-2211	28	32	**12**		0.17	U	**14**		0.2	U	0.16	U	0.15	U	**3.6**		**26**		**15**		**8.7**		**3.2**		0.15	U	0.15	U	0.18	U	0.17	U	0.15	U	**4.4**	
BA4DC	BA4DC-SD3236-2211	32	36	**18**		0.35	U	**20**		0.4	U	0.32	U	0.3	U	**4.5**		**40**		**21**		**13**		**5.4**		**4.7**		0.3	U	0.37	U	0.34	U	0.3	U	**7.4**	
BA4DC	BA4DC-SD3640-2211	36	40	**17**		0.35	U	**18**		0.41	U	0.33	U	0.3	U	0.45	U	**37**		**18**		**13**		**4.9**		**4.2**		0.31	U	0.37	U	0.35	U	0.31	U	**5.1**	
BA4DC	BA4DC-SD4044-2211	40	44	**25**		0.34	U	**27**		0.4	U	0.32	U	0.29	U	0.44	U	**45**		**34**		**19**		**5.3**		0.31	U	0.3	U	0.36	U	0.34	U	0.3	U	**8.1**	
BA4DC	BA4DC-SD4448-2211	44	48	**17**		0.35	U	**18**		0.41	U	0.33	U	0.3	U	0.45	U	**33**		**24**		**12**		**4.2**		**1.3**		0.31	U	0.37	U	0.35	U	0.31	U	**6**	
BA4DC	BA4DC-SD4852-2211	48	52	**21**		0.36	U	**18**		0.42	U	0.33	U	0.31	U	**5.3**		**21**		**22**		**13**		**4.2**		**2.9**		0.32	U	0.38	U	0.35	U	0.32	U	**6.8**	
BA4DC	BA4DC-SD5256-2211	52	56	**42**		0.92	U	**38**		1.1	U	0.85	U	0.79	U	1.2	U	**69**		**50**		**25**		**10**		0.81	U	0.81	U	0.97	U	0.9	U	0.81	U	**11**	
BA4DC	BA4DC-SD5660-2211	56	60	**69**		0.91	U	**69**		1.1	U	0.84	U	0.78	U	**17**		**110**		**75**		**43**		**16**		**11**		0.8	U	0.96	U	0.9	U	0.8	U	**19**	
BA4DC	BA4DC-SD6064-2211	60	64	**26**		0.37	U	**25**		0.43	U	0.34	U	0.32	U	**4**		**34**		**28**		**16**		**6.2**		**4.5**		**5.8**		0.39	U	0.36	U	0.32	U	**9.7**	
BA4DC	BA4DC-SD6468-2211	64	68	**14**		0.33	U	**17**		0.39	U	0.31	U	0.29	U	0.43	U	**28**		**17**		**11**		**3.4**		**2.5**		0.29	U	0.35	U	0.33	U	0.29	U	**6.3**	
BA4DC	BA4DC-SD6872-2211	68	72	**7.1**		0.32	U	**6.6**		0.37	U	0.3	U	0.27	U	**1.1**		**8**		**7.8**		**5.6**		**1.5**		0.28	U	0.28	U	0.34	U	0.31	U	0.28	U	**3.9**	
BA4DC	BA4DC-SD7276-2211	72	76	**15**		0.31	U	**12**		0.36	U	0.29	U	0.26	U	**2.6**		**13**		**17**		**9.1**		**2.7**		**0.35**	**J**	0.27	U	0.33	U	0.3	U	0.27	U	**4.5**	
BA4DC	BA4DC-SD7680-2211	76	80	**12**		0.38	U	**11**		0.44	U	0.35	U	0.33	U	**1.8**		**13**		**15**		**8.8**		**5.3**		**1.1**		0.33	U	0.4	U	0.38	U	0.34	U	0.37	U
BA5B	BA5B-SD0002-2211	0	2	**15**		0.39	U	**18**		0.46	U	0.37	U	0.34	U	**5.3**		**28**		**19**		**12**		**5.3**		**2.2**		0.35	U	0.42	U	0.39	U	0.35	U	**5.5**	
BA5B	BA5B-SD0204-2211	2	4	**48**		0.4	U	**62**		0.46	U	0.37	U	0.34	U	**12**		**92**		**51**		**32**		**12**		0.35	U	0.35	U	0.42	U	0.39	U	0.35	U	**11**	
BA5B	BA5B-SD0406-2211	4	6	**97**		1.1	U	**100**		1.3	U	1.1	U	0.98	U	**18**		**170**		**88**		**74**		**23**		**26**		1	U	1.2	U	1.1	U	1	U	**32**	
BA5B	BA5B-SD0608-2211	6	8	**110**		1.3	U	**130**		1.5	U	1.2	U	1.1	U	**29**		**170**		**100**		**68**		**28**		**14**		1.1	U	1.3	U	1.2	U	1.1	U	**25**	
BA5B	BA5B-SD0812-2211	8	12	**120**		0.51	U	**110**		0.59	U	0.47	U	0.43	U	**18**		**150**		**88**		**68**		**26**		**20**		0.44	U	0.53	U	0.5	U	0.44	U	**38**	

Table 1. Sediment PCB Results
Second MNR Report
Palos Verdes Shelf
Los Angeles County, California

Location ID	Sample ID	Top of Sample (cm)	Bottom of Sample (cm)	PCB-177	Q	PCB-180	Q	PCB-183	Q	PCB-187	Q	PCB-189	Q	PCB-194	Q	PCB-195	Q	PCB-201	Q	PCB-203	Q	PCB-206	Q	PCB-209	Q	Total PCB - Short List	Q	Total PCB - Expanded List	Q
BA4C	BA4C-SD0002-2211	0	2	**2.6**		**8.6**		**2**		**4**		0.15	U	0.21	U	0.12	U	0.26	U	**5**		0.22	U	0.18	U	**160**		**240**	
BA4C	BA4C-SD0204-2211	2	4	**2.3**		**8.5**		**2.4**		**5.3**		0.28	U	0.39	U	0.22	U	0.49	U	**8.4**		0.39	U	0.33	U	**180**		**280**	
BA4C	BA4C-SD0406-2211	4	6	**2.8**		**7.5**		**2**		**4.2**		0.26	U	0.37	U	0.21	U	0.46	U	**2.8**		0.38	U	0.31	U	**130**		**200**	
BA4C	BA4C-SD0608-2211	6	8	**3.5**		**9.7**		**2.3**		**5.6**		0.26	U	0.37	U	0.21	U	0.46	U	**5.9**		0.38	U	0.31	U	**150**		**240**	
BA4C	BA4C-SD0812-2211	8	12	**3.5**		**10**		**3.1**		**5.2**		0.27	U	0.37	U	0.21	U	0.46	U	**13**		0.38	U	**14**		**200**		**310**	
BA4C	BA4C-SD1216-2211	12	16	**2.2**		**6.9**		**2**		**3.6**		0.26	U	0.37	U	0.21	U	0.46	U	**2**		0.37	U	0.31	U	**140**		**210**	
BA4C	BA4C-SD1620-2211	16	20	**3**		**14**		**3.2**		**6.2**		0.26	U	**2.5**		0.2	U	0.45	U	**8**		**2.4**		**11**		**270**		**400**	
BA4C	BA4C-SD2024-2211	20	24	**4.5**		**13**		**3.5**		**6.2**		0.26	U	**5**		0.21	U	0.46	U	**5.4**		0.38	U	0.31	U	**210**		**350**	
BA4C	BA4C-SD2428-2211	24	28	**6.1**		**34**		**6.6**		**14**		0.32	U	**10**		0.25	U	0.56	U	**14**		**8.7**		**14**		**660**		**1000**	
BA4C	BA4C-SD2832-2211	28	32	**13**		**49**		**11**		**23**		0.28	U	**7.1**		**4.9**		**2.4**		**9.5**		**4.6**		**8.7**		**800**		**1200**	
BA4C	BA4C-SD3236-2211	32	36	**12**		**53**		**12**		**22**		0.27	U	**12**		0.21	U	0.48	U	**19**		**8.6**		**15**		**910**		**1400**	
BA4C	BA4C-SD3640-2211	36	40	**7.5**		**23**		**7.1**		**12**		0.25	U	**7.5**		0.2	U	0.44	U	**11**		**2.9**		**10**		**470**		**710**	
BA4C	BA4C-SD4044-2211	40	44	**1.8**		**8.9**		**2**		**4.5**		0.26	U	**2.9**		0.37	U	**0.56**		**1.8**		**1.4**		**3.4**		**150**		**250**	
BA4C	BA4C-SD4448-2211	44	48	**1.7**		**9.5**		**1.9**		**4.5**		0.26	U	**2.7**		0.37	U	0.21	U	**3**		**2.3**		**1.4**		**170**		**280**	
BA4C	BA4C-SD4852-2211	48	52	**1.9**		**7.8**		**1.8**		**3.3**		0.28	U	**3**		0.4	U	0.22	U	**2.3**		0.18	U	**3.6**		**140**		**220**	
BA4C	BA4C-SD5256-2211	52	56	0.15	U	**3.2**		**1.1**		**1.4**		0.27	U	0.18	U	0.39	U	0.22	U	0.31	U	0.18	U	0.15	U	**44**		**72**	
BA4C	BA4C-SD5660-2211	56	60	0.14	U	0.27	U	0.17	U	0.13	U	0.25	U	0.16	U	0.35	U	0.2	U	0.28	U	0.16	U	0.13	U	**7.6**		**14**	
BA4C	BA4C-SD6064-2211	60	64	0.13	U	**1.7**		**0.59**		**1.1**		0.11	U	0.16	U	0.086	U	0.19	U	0.097	U	0.16	U	0.13	U	**29**		**50**	
BA4C	BA4C-SD0002-2211FD	0	2	**1.6**		**4.3**		**1**		**2.4**		0.29	U	0.41	U	0.23	U	0.51	U	0.25	U	0.41	U	0.34	U	**69**		**110**	
BA4C	BA4C-SD0204-2211FD	2	4	**1.3**		**7.5**		**1.7**		**3.7**		0.27	U	0.38	U	0.21	U	0.48	U	0.24	U	0.39	U	0.32	U	**110**		**160**	
BA4C	BA4C-SD0406-2211FD	4	6	**2**		**5.8**		**1.4**		**2.8**		0.27	U	0.38	U	0.21	U	0.47	U	**2.5**		0.38	U	0.31	U	**89**	**J**	**140**	**J**
BA4C	BA4C-SD0608-2211FD	6	8	**2.6**		**8.2**		**2.2**		**4**		0.28	U	**2.9**		0.41	U	0.23	U	**2.8**		**1.5**		**2.1**		**140**		**230**	
BA4C	BA4C-SD0812-2211FD	8	12	**3.3**		**11**		**2.8**		**5.7**		0.29	U	**4.4**		0.41	U	0.23	U	**3**		**2.6**		**4**		**190**		**310**	
BA4C	BA4C-SD1216-2211FD	12	16	**0.033**		**0.16**		**0.039**		**0.078**		0.0029	U	**0.05**		0.0041	U	0.0023	U	**0.037**		**0.019**		**0.042**		**2.8**		**4.4**	
BA4C	BA4C-SD1620-2211FD	16	20	**3.8**		**15**		**3.5**		**8**		0.28	U	**4.5**		0.41	U	0.23	U	**4.7**		**3.4**		**4.2**		**270**		**440**	
BA4C	BA4C-SD2024-2211FD	20	24	**3.5**		**14**		**3.6**		**7.8**		0.28	U	**4.1**		0.4	U	0.23	U	**4.4**		**1.6**		**4.1**		**280**		**450**	
BA4C	BA4C-SD2428-2211FD	24	28	**12**		**45**		**8.9**		**21**		0.33	U	**10**		**9.7**		**3.1**		**11**		**5.2**		**13**		**960**		**1600**	
BA4C	BA4C-SD2832-2211FD	28	32	**19**		**81**		**18**		**37**		0.34	U	**21**		0.27	U	**4.5**		**31**		**12**		**32**		**2100**		**3200**	
BA4C	BA4C-SD3236-2211FD	32	36	**22**		**120**		**24**		**53**		0.36	U	**37**		**44**		**6.6**		**38**		**27**		**29**		**2300**		**3700**	
BA4C	BA4C-SD3640-2211FD	36	40	**6.6**		**26**		**5.6**		**12**		0.26	U	**7.2**		0.21	U	0.46	U	**11**		**4.1**		**12**		**550**		**830**	
BA4C	BA4C-SD4044-2211FD	40	44	0.13	U	**5.7**		0.17	U	**4**		0.25	U	**1.6**		0.35	U	0.2	U	0.28	U	**1.2**		**3.5**		**150**		**220**	
BA4C	BA4C-SD4448-2211FD	44	48	**1.5**		**6**		**1.4**		**2.9**		0.24	U	0.16	U	0.35	U	0.19	U	**1.6**		0.16	U	**1.1**		**110**		**170**	
BA4C	BA4C-SD4852-2211FD	48	52	**3.2**		**9.5**		**2.6**		**4.4**		0.23	U	0.32	U	0.18	U	0.4	U	**2.1**		0.33	U	0.27	U	**200**		**310**	
BA4C	BA4C-SD5256-2211FD	52	56	**0.84**		**3.2**		**0.77**		**1.3**		0.24	U	0.15	U	0.34	U	0.19	U	0.27	U	0.16	U	0.13	U	**53**		**86**	
BA4DC	BA4DC-SD0002-2211	0	2	0.17	U	**1.8**		**1.1**		**1.7**		0.14	U	0.2	U	0.11	U	0.25	U	0.12	U	0.2	U	0.17	U	**39**		**59**	
BA4DC	BA4DC-SD0204-2211	2	4	**0.58**	**J**	**1.8**		0.42	U	**0.9**		0.27	U	0.38	U	0.21	U	0.47	U	0.24	U	0.38	U	0.32	U	**27**		**43**	**J**
BA4DC	BA4DC-SD0406-2211	4	6	**46**		**230**		**53**		**100**		0.26	U	**39**		**22**		**8.3**		**44**		**18**		**10**		**5900**		**10000**	
BA4DC	BA4DC-SD0608-2211	6	8	**1.3**		**3.6**		**0.84**		0.15	U	0.13	U	0.18	U	0.1	U	0.23	U	0.11	U	0.19	U	0.15	U	**62**		**97**	
BA4DC	BA4DC-SD0812-2211	8	12	**1.1**		**5.5**		**1.6**		**3**		0.29	U	0.19	U	0.41	U	0.23	U	0.33	U	**1.2**		**0.95**		**85**		**130**	
BA4DC	BA4DC-SD1216-2211	12	16	**1**		**3.8**		**1.2**		**2.1**		0.14	U	0.19	U	0.11	U	0.24	U	**2.7**		**1.3**		0.16	U	**72**		**110**	
BA4DC	BA4DC-SD1620-2211	16	20	**2.4**		**6.3**		**1.1**		**3.5**		0.25	U	0.35	U	0.2	U	0.44	U	**2.8**		0.36	U	0.3	U	**110**		**180**	
BA4DC	BA4DC-SD2024-2211	20	24	0.31	U	**5.6**		**5.1**		**6.9**		0.26	U	0.37	U	0.21	U	0.46	U	0.23	U	0.38	U	0.31	U	**94**		**160**	
BA4DC	BA4DC-SD2428-2211	24	28	**1.7**		**6**		**2.2**		**3.2**		0.26	U	0.36	U	0.2	U	0.45	U	0.23	U	0.37	U	0.3	U	**120**		**180**	
BA4DC	BA4DC-SD2832-2211	28	32	**1.4**		**7.2**		**1.7**		**3.6**		0.13	U	0.18	U	0.099	U	0.22	U	**4**		**2.6**		**4.1**		**140**		**210**	
BA4DC	BA4DC-SD3236-2211	32	36	**3.3**		**10**		**2.4**		**5.4**		0.26	U	0.36	U	0.2	U	0.45	U	**8.3**		0.37	U	0.3	U	**210**		**320**	
BA4DC	BA4DC-SD3640-2211	36	40	**3.3**		**11**		**2.7**		**4.5**		0.26	U	0.37	U	0.2	U	0.46	U	**3.6**		0.37	U	0.31	U	**200**		**300**	
BA4DC	BA4DC-SD4044-2211	40	44	**4.5**		**12**		**3.5**		**7.2**		0.26	U	0.36	U	0.2	U	0.45	U	**4.3**		0.36	U	0.3	U	**270**		**410**	
BA4DC	BA4DC-SD4448-2211	44	48	**3**		**9.3**		**2.4**		**4.3**		0.26	U	**4**		0.21	U	0.46	U	**4.4**		**2.2**		**5**		**190**		**300**	
BA4DC	BA4DC-SD4852-2211	48	52	**3.6**		**10**		**3.8**		**6.3**		0.27	U	0.38	U	0.21	U	0.47	U	**3.6**		0.38	U	0.31	U	**170**		**270**	
BA4DC	BA4DC-SD5256-2211	52	56	**6.4**		**18**		**5**		**10**		0.68	U	0.96	U	0.53	U	1.2	U	0.6	U	0.97	U	0.8	U	**400**		**600**	
BA4DC	BA4DC-SD5660-2211	56	60	**7.6**		**39**		**8.6**		**17**		0.68	U	0.95	U	0.53	U	1.2	U	**7.7**		**11**		**12**		**750**		**1100**	
BA4DC	BA4DC-SD6064-2211	60	64	**3.8**		**14**		**3**		**7.6**		0.27	U	**3.8**		0.21	U	0.48	U	**5.3**		**1.6**		**4.4**		**250**		**380**	
BA4DC	BA4DC-SD6468-2211	64	68	**2.3**		**8.5**		**2.8**		**4.1**		0.25	U	0.35	U	0.19	U	0.43	U	**2.7**		0.35	U	0.29	U	**160**		**250**	
BA4DC	BA4DC-SD6872-2211	68	72	**1.6**		**4.1**		**1.2**		**1.7**		0.24	U	0.33	U	0.19	U	0.41	U	0.21	U	0.34	U	0.28	U	**63**		**99**	
BA4DC	BA4DC-SD7276-2211	72	76	**1.8**		**5.5**		**1.7**		**3.3**		0.23	U	0.32	U	0.18	U	0.4	U	**1.6**		**1.5**		**0.91**		**110**	**J**	**180**	**J**
BA4DC	BA4DC-SD7680-2211	76	80	**2.1**		**8.7**		**2.3**		**3.8**		**1.7**		**1.2**		0.22	U	0.5	U	**2.5**		0.4	U	**1.2**		**110**		**180**	
BA5B	BA5B-SD0002-2211	0	2	**2.8**		**9**		**2.3**		**4.2**		0.29	U	**3.8**		0.23	U	0.51	U	**4.5**		**1.9**		**4.5**		**180**		**290**	
BA5B	BA5B-SD0204-2211	2	4	**7.2**		**27**		**7**		**13**		0.29	U	**7.3**		0.23	U	**1.9**		**15**		**6.5**		**12**		**570**		**880**	
BA5B	BA5B-SD0406-2211	4	6	**15**		**68**		**14**		**25**		0.85	U	1.2	U	0.67	U	1.5	U	**24**		1.2	U	1	U	**1100**		**1700**	
BA5B	BA5B-SD0608-2211	6	8	**17**		**52**		**12**		**27**		0.93	U	1.3	U	0.73	U	1.6	U	**33**		1.3	U	1.1	U	**1200**		**1900**	
BA5B	BA5B-SD0812-2211	8	12	**9.8**		**48**		**9.8**		**19**		0.38	U	**17**		0.29	U	**1.8**		**20**		**6.1**		**34**		**1200**		**1900**	

Table 1. Sediment PCB Results
Second MNR Report
Palos Verdes Shelf
Los Angeles County, California

Location ID	Sample ID	Top of Sample (cm)	Bottom of Sample (cm)	PCB-5/8	Q	PCB-18	Q	PCB-28	Q	PCB-31	Q	PCB-37	Q	PCB-44	Q	PCB-49	Q	PCB-52	Q	PCB-66	Q	PCB-70	Q	PCB-74	Q	PCB-77	Q	PCB-81	Q	PCB-87	Q	PCB-99	Q	PCB-101	Q	PCB-105	Q
BA5B	BA5B-SD1216-2211	12	16	**48**		**96**		**150**		**170**		0.88	U	**290**		**140**		**260**		**300**		**300**		**160**		**36**		0.97	U	**150**		**150**		**330**		**150**	
BA5B	BA5B-SD1620-2211	16	20	**23**		**48**		**66**		**76**		0.34	U	**130**		**56**		**110**		**120**		**130**		**68**		**23**		0.37	U	**55**		**68**		**150**		**230**	
BA5B	BA5B-SD2024-2211	20	24	**3.1**		0.31	U	**5.4**		**3.5**		0.26	U	**4.4**		**4.9**		**8.5**		**7.3**		**5.9**		**2.6**		0.31	U	0.29	U	**4.2**		**7.2**		**13**		**3.5**	
BA5B	BA5B-SD2428-2211	24	28	**1**		**2**		**2**		0.13	U	0.12	U	**3.7**		**1.3**		**1.7**		**1.9**		**1.4**		**1.2**		0.14	U	0.13	U	**0.93**		**2.9**		**3.4**		0.16	U
BA5B	BA5B-SD2832-2211	28	32	**0.23**	**J**	0.14	U	0.15	U	0.13	U	0.12	U	**0.31**		**0.35**		**1.1**		**0.85**		**0.58**		0.15	U	0.14	U	0.13	U	0.18	U	**1.6**		**1.7**		**10**	
BA5B	BA5B-SD3236-2211	32	36	**0.34**	**J**	0.14	U	0.15	U	0.13	U	0.12	U	**0.83**		**0.52**		**1.2**		**0.9**		**0.73**		**0.66**		0.14	U	0.13	U	0.18	U	**1**		**1.4**		0.16	U
BA5B	BA5B-SD3640-2211	36	40	**0.36**	**J**	0.14	U	**2.4**		0.13	U	0.12	U	**1.1**		**0.77**		**1.1**		0.16	U	**0.82**		**0.64**		0.14	U	**0.48**		**0.63**		**1.1**		**1.5**		**1.6**	
BA5B	BA5B-SD4044-2211	40	44	0.18	U	0.14	U	0.15	U	0.14	U	0.12	U	0.18	U	**0.21**	**J**	**0.82**		**0.35**		**0.31**		0.16	U	0.15	U	0.13	U	0.19	U	0.13	U	0.17	U	0.16	U
BA5B	BA5B-SD4448-2211	44	48	0.16	U	0.13	U	0.14	U	0.13	U	0.11	U	0.17	U	0.15	U	0.11	U	0.16	U	0.13	U	0.15	U	0.14	U	0.12	U	0.18	U	0.12	U	0.15	U	0.15	U
BA5B	BA5B-SD4852-2211	48	52	0.16	U	0.13	U	0.14	U	0.12	U	0.11	U	0.17	U	0.15	U	0.11	U	0.15	U	0.13	U	0.14	U	0.13	U	0.12	U	0.17	U	0.12	U	0.15	U	0.15	U
BA5B	BA5B-SD0002-2211FD	0	2	**3.8**		0.34	U	**14**		**13**		0.29	U	**22**		**12**		**25**		**34**		**29**		**20**		0.34	U	0.32	U	**14**		**23**		**42**		**21**	
BA5B	BA5B-SD0204-2211FD	2	4	**5.4**		**11**		**19**		**22**		0.31	U	**28**		**22**		**35**		**52**		**36**		**30**		0.37	U	0.34	U	**19**		**35**		**56**		**32**	
BA5B	BA5B-SD0406-2211FD	4	6	**11**		0.38	U	**37**		**33**		0.33	U	**56**		**34**		**58**		**76**		**59**		**45**		**9.5**		0.36	U	**27**		**46**		**79**		**37**	
BA5B	BA5B-SD0608-2211FD	6	8	**15**		**22**		**60**		**41**		0.34	U	**73**		**50**		**89**		**110**		**95**		**72**		**22**		0.37	U	**43**		**59**		**120**		**59**	
BA5B	BA5B-SD0812-2211FD	8	12	**33**		**130**		**170**		**130**		0.89	U	**240**		**150**		**280**		**330**		**320**		**180**		**27**		0.98	U	**140**		**140**		**310**		**150**	
BA5B	BA5B-SD1216-2211FD	12	16	**31**		**65**		**110**		**130**		0.39	U	**230**		**110**		**210**		**210**		**230**		**120**		**19**		0.43	U	**76**		**110**		**260**		**110**	
BA5B	BA5B-SD1620-2211FD	16	20	**13**		**34**		**45**		**40**		0.76	U	**79**		**49**		**96**		**100**		**100**		**60**		**15**		0.84	U	**44**		**56**		**150**		**58**	
BA5B	BA5B-SD2024-2211FD	20	24	**1.8**		**2.9**		**3.8**		**2.3**		0.12	U	**4.5**		**3.2**		**5.9**		**6.4**		**5.4**		**4.1**		0.14	U	0.13	U	**2.3**		**4.9**		**9.7**		**3**	
BA5B	BA5B-SD2428-2211FD	24	28	**0.44**	**J**	0.14	U	0.15	U	0.14	U	0.12	U	0.18	U	**0.7**		**0.89**		**0.89**		**0.74**		**0.57**		0.15	U	0.13	U	0.19	U	**1.3**		**1.2**		0.16	U
BA5B	BA5B-SD2832-2211FD	28	32	0.17	U	0.14	U	0.15	U	0.13	U	0.12	U	**1.2**		**0.84**		**1.1**		**1.3**		**0.58**		0.16	U	0.14	U	0.13	U	**0.37**		**1.2**		**1.6**		0.16	U
BA5B	BA5B-SD3236-2211FD	32	36	0.17	U	0.14	U	0.15	U	0.13	U	0.12	U	0.18	U	**0.3**		**0.53**		**0.47**		**0.38**		0.15	U	0.14	U	0.13	U	0.18	U	**0.26**	**J**	**0.81**		0.16	U
BA5B	BA5B-SD3640-2211FD	36	40	**0.23**	**J**	0.14	U	**0.2**	**J**	**0.27**	**J**	0.12	U	**0.41**		**0.22**	**J**	**0.5**		**0.51**		**0.34**		**0.4**		0.14	U	0.13	U	0.19	U	**0.48**		**0.49**		0.16	U
BA5B	BA5B-SD4044-2211FD	40	44	0.17	U	0.14	U	0.15	U	0.13	U	0.12	U	0.17	U	0.16	U	**0.22**	**J**	0.16	U	0.13	U	0.15	U	0.14	U	0.13	U	0.18	U	0.13	U	0.16	U	0.15	U
BA5B	BA5B-SD4448-2211FD	44	48	0.16	U	0.13	U	0.14	U	0.12	U	0.11	U	0.17	U	0.15	U	**0.12**	**J**	0.15	U	**0.2**	**J**	0.14	U	0.13	U	0.12	U	0.17	U	**0.25**	**J**	**0.25**	**J**	0.15	U
BA5C	BA5C-SD0002-2211	0	2	**0.68**	**J**	**1.1**		**3.6**		**3.6**		0.15	U	**5**		**4**		**5.5**		**8.9**		**7**		**4.6**		**1.3**		0.17	U	**3.5**		**6.4**		**11**		**5.4**	
BA5C	BA5C-SD0204-2211	2	4	**0.95**		**1.2**		**3.2**		**2.6**		0.14	U	**4.6**		**2.3**		**4.4**		**6.1**		**5.2**		**4.6**		**1.7**		0.15	U	**2.4**		**5.8**		**7.8**		**3.7**	
BA5C	BA5C-SD0406-2211	4	6	**2.5**		0.31	U	**6.9**		**4.4**		0.27	U	**9.6**		**7.1**		**13**		**15**		**13**		**8.5**		0.32	U	0.29	U	**6.3**		**10**		**21**		**8.2**	
BA5C	BA5C-SD0608-2211	6	8	**1.2**	**J**	0.32	U	**6**		**5**		0.27	U	**12**		**5.2**		**8.3**		**14**		**10**		**7**		0.32	U	0.3	U	**4.7**		**8.9**		**16**		**7.6**	
BA5C	BA5C-SD0812-2211	8	12	**1.5**		0.31	U	**5.3**		**4.5**		0.26	U	**6**		**4.5**		**7.2**		**11**		**9**		**6**		0.31	U	0.29	U	**4.4**		**7.4**		**13**		**6.6**	
BA5C	BA5C-SD1216-2211	12	16	**2.1**		0.33	U	**8.9**		**7.4**		0.28	U	**9.3**		**6.3**		**11**		**18**		**13**		**11**		0.34	U	0.31	U	**7.5**		**13**		**22**		**9.2**	
BA5C	BA5C-SD1620-2211	16	20	0.4	U	0.33	U	0.35	U	0.31	U	0.28	U	**15**		**9.1**		**18**		**30**		**21**		**19**		0.33	U	0.31	U	**9.7**		**25**		**27**		**19**	
BA5C	BA5C-SD2024-2211	20	24	0.45	U	0.37	U	**44**		0.35	U	0.31	U	**65**		**37**		**63**		**120**		**69**		**65**		0.38	U	0.35	U	**33**		**69**		**130**		**64**	
BA5C	BA5C-SD2428-2211	24	28	1.3	U	1	U	**59**		**58**		0.89	U	**94**		**62**		**110**		**160**		**100**		**85**		**31**		0.97	U	**56**		**93**		**190**		**89**	
BA5C	BA5C-SD2832-2211	28	32	**30**		**120**		**200**		**240**		**36**		**280**		**190**		**300**		**340**		**320**		**190**		**46**		0.39	U	**110**		**120**		**290**		**140**	
BA5C	BA5C-SD3236-2211	32	36	**77**		**360**		**380**		**690**		**75**		**840**		**410**		**710**		**730**		**830**		**440**		**120**		1.1	U	**280**		**290**		**760**		**340**	
BA5C	BA5C-SD3640-2211	36	40	**31**		**130**		**160**		**330**		**26**		**290**		**150**		**300**		**300**		**330**		**160**		**47**		0.42	U	**130**		**130**		**340**		**150**	
BA5C	BA5C-SD4044-2211	40	44	**14**		**39**		**74**		**100**		0.37	U	**120**		**78**		**140**		**120**		**130**		**77**		**30**		0.41	U	**70**		**69**		**190**		**100**	
BA5C	BA5C-SD4448-2211	44	48	**5.6**		0.42	U	**14**		**17**		0.36	U	**16**		**14**		**32**		**30**		**34**		**16**		0.43	U	0.39	U	**23**		**23**		**57**		**26**	
BA5C	BA5C-SD4852-2211	48	52	**2**		**2.4**		**3.9**		**4.8**		0.27	U	**6.5**		**3.9**		**7.6**		**8.6**		**7.2**		**4.4**		0.33	U	0.3	U	**3.7**		**5.4**		**9.8**		**5.7**	
BA5C	BA5C-SD5256-2211	52	56	**1.9**		**3.1**		**4.4**		**5**		0.12	U	**7.4**		**4.5**		**7.4**		**7.7**		**7.4**		**5**		0.14	U	0.13	U	**2.9**		**4.5**		**8.7**		**4.2**	
BA5C	BA5C-SD5660-2211	56	60	0.16	U	0.13	U	**0.77**		0.13	U	0.11	U	**1.2**		**1**		**1.3**		**1.7**		**1.4**		**0.57**		0.14	U	0.12	U	0.18	U	**1.2**		**2.3**		**0.65**	
BA5C	BA5C-SD6064-2211	60	64	**1.3**		**1.9**		**3**		**3**		0.11	U	**4**		**3.2**		**5.1**		**6**		**5.3**		**3.3**		0.13	U	0.12	U	**2.6**		**3.4**		**7.3**		**3.8**	
BA5C	BA5C-SD6468-2211	64	68	**0.86**		0.14	U	**1.5**		**0.76**		0.12	U	**1.7**		**0.67**		**1.2**		**2.1**		**1.6**		**1.4**		0.14	U	0.13	U	**1.2**		**1.2**		**2.8**		**1.8**	
BA5C	BA5C-SD6872-2211	68	72	0.16	U	0.13	U	0.14	U	0.13	U	**0.36**		**0.34**		0.16	U	**0.37**		**0.18**	**J**	**0.25**	**J**	**0.15**	**J**	0.14	U	0.13	U	0.18	U	**0.46**		**0.48**		0.15	U

Table 1. Sediment PCB Results
Second MNR Report
Palos Verdes Shelf
Los Angeles County, California

Location ID	Sample ID	Top of Sample (cm)	Bottom of Sample (cm)	PCB-110	Q	PCB-114	Q	PCB-118	Q	PCB-119	Q	PCB-123	Q	PCB-126	Q	PCB-128	Q	PCB-132/153	Q	PCB-138/158	Q	PCB-149	Q	PCB-151	Q	PCB-156	Q	PCB-157	Q	PCB-167	Q	PCB-168	Q	PCB-169	Q	PCB-170	Q
BA5B	BA5B-SD1216-2211	12	16	**290**		1.2	U	**280**		1.4	U	1.1	U	1	U	**46**		**470**		**270**		**180**		**65**		**36**		1	U	1.2	U	1.2	U	1	U	**70**	
BA5B	BA5B-SD1620-2211	16	20	**190**		0.45	U	**120**		0.53	U	0.42	U	0.39	U	**27**		**240**		**140**		**110**		**38**		**16**		0.4	U	0.48	U	0.45	U	0.4	U	**39**	
BA5B	BA5B-SD2024-2211	20	24	**9.7**		0.35	U	**11**		0.41	U	0.32	U	0.3	U	0.45	U	**20**		**12**		**9.2**		**2.9**		0.31	U	0.31	U	0.37	U	0.34	U	0.31	U	**3.4**	
BA5B	BA5B-SD2428-2211	24	28	**2.3**		0.16	U	**3.7**		0.19	U	0.15	U	0.14	U	0.21	U	**3.9**		**3.4**		**2.7**		**1.6**		0.14	U	0.14	U	0.17	U	0.16	U	0.14	U	0.16	U
BA5B	BA5B-SD2832-2211	28	32	**0.72**		0.16	U	**1.2**		0.19	U	0.15	U	0.14	U	0.21	U	**1.4**		0.36	U	**1**		0.14	U	0.14	U	0.14	U	0.17	U	0.16	U	0.14	U	0.15	U
BA5B	BA5B-SD3236-2211	32	36	**1.2**		0.16	U	**1.1**		0.19	U	0.15	U	0.14	U	0.21	U	**1.1**		**0.86**		**0.91**		0.14	U	0.14	U	0.14	U	0.17	U	0.16	U	0.14	U	0.15	U
BA5B	BA5B-SD3640-2211	36	40	**1.1**		0.16	U	**3**		0.18	U	0.14	U	0.13	U	**0.64**		**1.2**		**1.3**		**0.9**		**0.73**		0.14	U	**0.46**		0.16	U	0.15	U	0.14	U	**0.66**	
BA5B	BA5B-SD4044-2211	40	44	0.14	U	0.16	U	0.12	U	0.19	U	0.15	U	0.14	U	0.21	U	0.37	U	0.37	U	0.17	U	0.14	U	0.15	U	0.14	U	0.17	U	0.16	U	0.14	U	0.16	U
BA5B	BA5B-SD4448-2211	44	48	0.13	U	0.15	U	0.11	U	0.18	U	0.14	U	0.13	U	0.2	U	0.34	U	0.34	U	0.15	U	0.13	U	0.13	U	0.13	U	0.16	U	0.15	U	0.13	U	0.15	U
BA5B	BA5B-SD4852-2211	48	52	0.12	U	0.15	U	0.11	U	0.17	U	0.14	U	0.13	U	0.19	U	0.34	U	0.34	U	0.15	U	0.13	U	0.13	U	0.13	U	0.16	U	0.15	U	0.13	U	0.14	U
BA5B	BA5B-SD0002-2211FD	0	2	**29**		0.39	U	**37**		0.45	U	0.36	U	0.33	U	**7.7**		**59**		**32**		**23**		**6.5**		**8.3**		0.34	U	0.41	U	0.38	U	0.34	U	**12**	
BA5B	BA5B-SD0204-2211FD	2	4	**46**		0.41	U	**57**		0.48	U	0.38	U	0.35	U	**13**		**80**		**45**		**29**		**8.6**		**5.9**		0.36	U	0.44	U	0.41	U	0.36	U	**15**	
BA5B	BA5B-SD0406-2211FD	4	6	**66**		0.44	U	**77**		0.51	U	0.41	U	0.37	U	**14**		**110**		**61**		**50**		**13**		**17**		0.38	U	0.46	U	0.43	U	0.38	U	**18**	
BA5B	BA5B-SD0608-2211FD	6	8	**99**		0.45	U	**110**		0.53	U	0.42	U	0.39	U	**19**		**160**		**89**		**73**		**17**		**19**		0.4	U	0.48	U	0.45	U	0.4	U	**24**	
BA5B	BA5B-SD0812-2211FD	8	12	**440**		1.2	U	**280**		1.4	U	1.1	U	1	U	**48**		**230**		**240**		**170**		**51**		**41**		1.1	U	1.3	U	1.2	U	1.1	U	**82**	
BA5B	BA5B-SD1216-2211FD	12	16	**270**		0.52	U	**210**		0.61	U	0.48	U	0.45	U	**36**		**360**		**210**		**160**		**47**		**29**		0.46	U	0.55	U	0.51	U	0.46	U	**58**	
BA5B	BA5B-SD1620-2211FD	16	20	**120**		1	U	**110**		1.2	U	0.95	U	0.88	U	**21**		**130**		**140**		**100**		**30**		**14**		0.9	U	1.1	U	1	U	0.9	U	**28**	
BA5B	BA5B-SD2024-2211FD	20	24	**6.6**		0.16	U	**7.1**		0.19	U	0.15	U	0.14	U	**0.96**		**9.1**		**7.6**		**6**		**2.3**		**1.4**		0.14	U	0.17	U	0.16	U	0.14	U	**2.2**	
BA5B	BA5B-SD2428-2211FD	24	28	0.14	U	0.16	U	0.12	U	0.19	U	0.15	U	0.14	U	0.21	U	0.37	U	0.37	U	0.17	U	0.14	U	0.14	U	0.14	U	0.17	U	0.16	U	0.14	U	0.16	U
BA5B	BA5B-SD2832-2211FD	28	32	**1.2**		0.16	U	**1.5**		0.19	U	0.15	U	0.14	U	0.21	U	**1.4**		**1.1**		**1**		**0.58**		0.14	U	0.14	U	0.17	U	0.16	U	0.14	U	0.16	U
BA5B	BA5B-SD3236-2211FD	32	36	0.13	U	0.16	U	**1.2**		0.18	U	0.15	U	0.14	U	0.2	U	0.36	U	0.36	U	0.16	U	0.14	U	0.14	U	0.14	U	0.17	U	0.16	U	0.14	U	0.15	U
BA5B	BA5B-SD3640-2211FD	36	40	0.13	U	0.16	U	**0.59**		0.19	U	0.15	U	0.14	U	0.21	U	0.36	U	0.37	U	**0.29**	**J**	0.14	U	0.14	U	0.14	U	0.17	U	0.16	U	0.14	U	0.16	U
BA5B	BA5B-SD4044-2211FD	40	44	0.13	U	0.16	U	0.12	U	0.18	U	0.14	U	0.13	U	0.2	U	0.35	U	0.35	U	0.16	U	0.13	U	0.14	U	0.14	U	0.16	U	0.15	U	0.14	U	0.15	U
BA5B	BA5B-SD4448-2211FD	44	48	0.12	U	0.15	U	0.11	U	0.17	U	0.14	U	0.13	U	0.19	U	0.34	U	0.34	U	0.15	U	0.13	U	0.13	U	0.13	U	0.16	U	0.15	U	0.13	U	0.14	U
BA5C	BA5C-SD0002-2211	0	2	**7.8**		0.2	U	**10**		0.24	U	0.19	U	0.18	U	0.26	U	**18**		**11**		**5.9**		**2.7**		**3**		0.18	U	0.22	U	0.2	U	0.18	U	**2.1**	
BA5C	BA5C-SD0204-2211	2	4	**6.5**		0.18	U	**7.7**		0.21	U	0.17	U	0.16	U	**1.8**		**12**		**7.8**		**4.8**		**1.8**		0.16	U	0.16	U	0.19	U	0.18	U	0.16	U	0.18	U
BA5C	BA5C-SD0406-2211	4	6	**13**		0.36	U	**17**		0.41	U	0.33	U	0.31	U	0.46	U	**28**		**18**		**11**		**3.3**		0.32	U	0.31	U	0.38	U	0.35	U	0.31	U	**5.1**	
BA5C	BA5C-SD0608-2211	6	8	**14**		0.36	U	**15**		0.42	U	0.33	U	0.31	U	0.46	U	**24**		**13**		**11**		**3.7**		**1.6**		0.32	U	0.38	U	0.36	U	0.32	U	**3.5**	
BA5C	BA5C-SD0812-2211	8	12	**10**		0.35	U	**13**		0.41	U	0.32	U	0.3	U	0.45	U	**20**		**13**		**7.3**		**1.8**		0.31	U	0.31	U	0.37	U	0.35	U	0.31	U	**4.8**	
BA5C	BA5C-SD1216-2211	12	16	**16**		0.38	U	**18**		0.44	U	0.35	U	0.32	U	**3.2**		**32**		**19**		**12**		**2.5**		**3.4**		0.33	U	0.4	U	0.37	U	0.33	U	**8.4**	
BA5C	BA5C-SD1620-2211	16	20	**21**		0.37	U	**30**		0.44	U	0.35	U	0.32	U	0.48	U	**53**		**30**		**20**		**8.8**		0.33	U	0.33	U	0.4	U	0.37	U	0.33	U	0.36	U
BA5C	BA5C-SD2024-2211	20	24	**94**		0.42	U	**120**		0.49	U	0.39	U	0.36	U	**17**		**180**		**87**		**83**		**38**		0.37	U	0.37	U	0.45	U	0.42	U	0.37	U	**24**	
BA5C	BA5C-SD2428-2211	24	28	**130**		1.2	U	**170**		1.4	U	1.1	U	1	U	**30**		**240**		**130**		**95**		**27**		**72**		1	U	1.3	U	1.2	U	1	U	**38**	
BA5C	BA5C-SD2832-2211	28	32	**330**		0.48	U	**220**		0.55	U	0.44	U	0.41	U	**33**		**290**		**180**		**130**		**44**		**26**		0.42	U	0.5	U	0.47	U	0.42	U	**54**	
BA5C	BA5C-SD3236-2211	32	36	**960**		1.4	U	**660**		1.6	U	1.3	U	1.2	U	**91**		**940**		**580**		**380**		**110**		**86**		1.2	U	1.5	U	1.4	U	1.2	U	**180**	
BA5C	BA5C-SD3640-2211	36	40	**410**		0.51	U	**300**		0.6	U	0.48	U	0.44	U	**57**		**560**		**330**		**240**		**84**		**41**		0.45	U	0.54	U	0.51	U	0.45	U	**110**	
BA5C	BA5C-SD4044-2211	40	44	**230**		0.49	U	**210**		0.58	U	0.46	U	0.42	U	**36**		**330**		**200**		**140**		**47**		**29**		0.44	U	0.52	U	0.49	U	0.44	U	**69**	
BA5C	BA5C-SD4448-2211	44	48	**66**		0.48	U	**45**		0.56	U	0.44	U	0.41	U	**16**		**110**		**63**		**41**		**14**		**10**		0.42	U	0.5	U	0.47	U	0.42	U	**17**	
BA5C	BA5C-SD4852-2211	48	52	**9.1**		0.37	U	**9.3**		0.43	U	0.34	U	0.32	U	0.47	U	**16**		**13**		**5.6**		**2.8**		0.33	U	0.32	U	0.39	U	0.36	U	0.32	U	0.36	U
BA5C	BA5C-SD5256-2211	52	56	**7.5**		0.16	U	**7.6**		0.18	U	0.15	U	0.13	U	**1.9**		**12**		**7.3**		**4.3**		**1.6**		0.14	U	0.14	U	0.17	U	0.16	U	0.14	U	**1.6**	
BA5C	BA5C-SD5660-2211	56	60	**1.2**		0.15	U	**1.5**		0.18	U	0.14	U	0.13	U	0.2	U	**2.9**		**1.3**		**1.3**		**0.41**		0.13	U	0.13	U	0.16	U	0.15	U	0.13	U	**0.77**	
BA5C	BA5C-SD6064-2211	60	64	**5.7**		0.15	U	**6.7**		0.18	U	0.14	U	0.13	U	**1.9**		**10**		**6.7**		**4**		**1.6**		**1.3**		0.13	U	0.16	U	0.15	U	0.13	U	**1.9**	
BA5C	BA5C-SD6468-2211	64	68	**2**		0.16	U	**2.5**		0.18	U	0.14	U	0.13	U	0.2	U	**4.1**		**2.8**		**1.6**		**0.86**		0.14	U	0.14	U	0.16	U	0.15	U	0.14	U	0.15	U
BA5C	BA5C-SD6872-2211	68	72	0.13	U	0.15	U	**0.34**		0.18	U	0.14	U	0.13	U	0.2	U	0.34	U	0.35	U	**0.34**		0.13	U	0.14	U	0.13	U	0.16	U	0.15	U	0.13	U	0.15	U

Table 1. Sediment PCB Results
Second MNR Report
Palos Verdes Shelf
Los Angeles County, California

Location ID	Sample ID	Top of Sample (cm)	Bottom of Sample (cm)	PCB-177	Q	PCB-180	Q	PCB-183	Q	PCB-187	Q	PCB-189	Q	PCB-194	Q	PCB-195	Q	PCB-201	Q	PCB-203	Q	PCB-206	Q	PCB-209	Q	Total PCB - Short List	Q	Total PCB - Expanded List	Q
BA5B	BA5B-SD1216-2211	12	16	**35**		**120**		**27**		**60**		0.88	U	**48**		0.69	U	**4.3**		**56**		**19**		**26**		**3100**		**4800**	
BA5B	BA5B-SD1620-2211	16	20	**17**		**73**		**16**		**40**		0.34	U	**22**		**14**		**4.5**		**33**		**12**		**21**		**1600**		**2500**	
BA5B	BA5B-SD2024-2211	20	24	**1.7**		**6**		**2.5**		**4.6**		0.26	U	0.36	U	0.2	U	0.45	U	0.23	U	0.37	U	0.3	U	**100**		**160**	
BA5B	BA5B-SD2428-2211	24	28	**0.78**		**2.2**		**0.67**		**0.99**		0.12	U	0.17	U	0.094	U	0.21	U	0.11	U	**1.1**		**1.5**		**32**		**48**	
BA5B	BA5B-SD2832-2211	28	32	0.14	U	0.12	U	0.18	U	**0.35**		0.12	U	0.17	U	0.093	U	0.21	U	0.1	U	0.17	U	0.14	U	**17**	**J**	**21**	**J**
BA5B	BA5B-SD3236-2211	32	36	0.14	U	0.12	U	0.18	U	**0.42**		0.12	U	0.17	U	0.093	U	0.21	U	0.1	U	0.17	U	0.14	U	**8.2**	**J**	**13**	**J**
BA5B	BA5B-SD3640-2211	36	40	0.14	U	**0.57**		0.18	U	**0.41**		**0.59**		**0.46**		0.091	U	0.2	U	0.1	U	**0.61**		**0.56**		**19**	**J**	**26**	**J**
BA5B	BA5B-SD4044-2211	40	44	0.15	U	0.13	U	0.19	U	0.14	U	0.12	U	0.17	U	0.096	U	0.21	U	0.11	U	0.17	U	0.14	U	**1.2**		**1.7**	**J**
BA5B	BA5B-SD4448-2211	44	48	0.13	U	0.12	U	0.17	U	0.13	U	0.11	U	0.16	U	0.088	U	0.2	U	0.099	U	0.16	U	0.13	U	0	U	0	U
BA5B	BA5B-SD4852-2211	48	52	0.13	U	0.12	U	0.17	U	0.12	U	0.11	U	0.16	U	0.087	U	0.19	U	0.097	U	0.16	U	0.13	U	0	U	0	U
BA5B	BA5B-SD0002-2211FD	0	2	**4.5**		**20**		**4.4**		**8.7**		0.29	U	0.4	U	0.22	U	0.5	U	**13**		**3.2**		**5.7**		**360**		**550**	
BA5B	BA5B-SD0204-2211FD	2	4	**6.2**		**31**		**5.7**		**12**		0.31	U	**7.8**		0.24	U	0.54	U	**13**		0.44	U	0.36	U	**500**		**780**	
BA5B	BA5B-SD0406-2211FD	4	6	**6.9**		**31**		**7.9**		**18**		0.33	U	**8**		0.25	U	0.57	U	**20**		0.46	U	0.38	U	**710**		**1100**	
BA5B	BA5B-SD0608-2211FD	6	8	**12**		**54**		**11**		**28**		0.34	U	**14**		0.26	U	0.59	U	**19**		**7.2**		**11**		**1100**		**1700**	
BA5B	BA5B-SD0812-2211FD	8	12	**27**		**110**		**21**		**50**		0.89	U	**40**		0.7	U	**6.6**		**35**		1.3	U	**38**		**2800**		**4600**	
BA5B	BA5B-SD1216-2211FD	12	16	**26**		**99**		**23**		**48**		0.39	U	**25**		**19**		**5.3**		**45**		**12**		**19**		**2300**		**3700**	
BA5B	BA5B-SD1620-2211FD	16	20	**16**		**64**		**16**		**39**		0.76	U	**31**		0.59	U	1.3	U	**14**		1.1	U	0.89	U	**1100**		**1800**	
BA5B	BA5B-SD2024-2211FD	20	24	**1.3**		**3.7**		**1.3**		**2.3**		0.12	U	**3.8**		0.094	U	0.21	U	**1.1**		**2.5**		0.14	U	**75**		**120**	
BA5B	BA5B-SD2428-2211FD	24	28	0.14	U	0.13	U	0.19	U	0.14	U	0.12	U	0.17	U	0.095	U	0.21	U	0.11	U	0.17	U	0.14	U	**3.4**	**J**	**6.7**	**J**
BA5B	BA5B-SD2832-2211FD	28	32	0.14	U	**0.6**		0.18	U	**0.44**		0.12	U	0.17	U	0.094	U	0.21	U	0.11	U	0.17	U	0.14	U	**10**		**16**	
BA5B	BA5B-SD3236-2211FD	32	36	0.14	U	0.12	U	0.18	U	0.13	U	0.12	U	0.17	U	0.092	U	0.21	U	0.1	U	0.17	U	0.14	U	**3**		**4**	**J**
BA5B	BA5B-SD3640-2211FD	36	40	0.14	U	0.12	U	0.18	U	0.13	U	0.12	U	0.17	U	0.094	U	0.21	U	0.1	U	0.17	U	0.14	U	**2.9**	**J**	**4.9**	**J**
BA5B	BA5B-SD4044-2211FD	40	44	0.14	U	0.12	U	0.18	U	0.13	U	0.12	U	0.16	U	0.091	U	0.2	U	0.1	U	0.16	U	0.14	U	**0.22**	**J**	**0.22**	**J**
BA5B	BA5B-SD4448-2211FD	44	48	0.13	U	0.12	U	0.17	U	**0.18**	**J**	0.11	U	0.16	U	0.087	U	0.19	U	0.097	U	0.16	U	**0.46**		**1**	**J**	**1.5**	**J**
BA5C	BA5C-SD0002-2211	0	2	**1.8**		**5.1**		**1.3**		**2.5**		0.15	U	0.21	U	0.12	U	0.27	U	**2.4**		**1.5**		**2.1**		**98**	**J**	**150**	**J**
BA5C	BA5C-SD0204-2211	2	4	**1.1**		**4.4**		**1.1**		**2.1**		0.14	U	0.19	U	0.11	U	0.24	U	0.12	U	0.19	U	0.16	U	**69**		**110**	
BA5C	BA5C-SD0406-2211	4	6	**2.5**		**11**		**1.7**		**3.7**		0.26	U	0.37	U	0.21	U	0.46	U	**2.4**		**3.6**		**3.9**		**170**		**250**	
BA5C	BA5C-SD0608-2211	6	8	**2.4**		**9.2**		**1.5**		**3.1**		0.27	U	0.38	U	0.21	U	0.47	U	**4**		0.38	U	0.31	U	**130**	**J**	**210**	**J**
BA5C	BA5C-SD0812-2211	8	12	**2.3**		**6**		**1.7**		**3.1**		0.26	U	0.37	U	0.2	U	0.46	U	**5.6**		0.37	U	0.31	U	**110**		**180**	
BA5C	BA5C-SD1216-2211	12	16	**2.6**		**9.7**		**2.1**		**5.2**		0.28	U	0.4	U	0.22	U	0.49	U	**4**		0.4	U	0.33	U	**180**		**280**	
BA5C	BA5C-SD1620-2211	16	20	0.33	U	**19**		**4.5**		**8.1**		0.28	U	0.39	U	0.22	U	0.49	U	**9.2**		0.4	U	**12**		**260**		**410**	
BA5C	BA5C-SD2024-2211	20	24	**16**		**50**		**12**		**24**		0.31	U	0.44	U	0.25	U	0.55	U	**24**		0.45	U	**27**		**1000**		**1600**	
BA5C	BA5C-SD2428-2211	24	28	**17**		**70**		**14**		**30**		0.88	U	1.2	U	0.69	U	**4.1**		**24**		1.3	U	**42**		**1600**		**2300**	
BA5C	BA5C-SD2832-2211	28	32	**17**		**81**		**16**		**33**		0.35	U	**23**		**25**		0.62	U	**27**		**12**		**45**		**2700**		**4500**	
BA5C	BA5C-SD3236-2211	32	36	**60**		**260**		**54**		**110**		1	U	**72**		**39**		**11**		**91**		**31**		**97**		**7400**		**12000**	
BA5C	BA5C-SD3640-2211	36	40	**42**		**180**		**40**		**79**		0.38	U	**37**		0.3	U	**7.1**		**81**		**29**		**21**		**3500**		**5700**	
BA5C	BA5C-SD4044-2211	40	44	**31**		**120**		**26**		**51**		0.37	U	**22**		0.29	U	**2.5**		**43**		**19**		**40**		**1900**		**3000**	
BA5C	BA5C-SD4448-2211	44	48	**6.7**		**31**		**7.3**		**15**		0.35	U	**7.5**		0.28	U	0.62	U	**13**		0.5	U	**13**		**500**		**780**	
BA5C	BA5C-SD4852-2211	48	52	0.33	U	**3.9**		**1.8**		**3.2**		0.27	U	0.38	U	0.21	U	0.48	U	0.24	U	0.39	U	0.32	U	**92**		**140**	
BA5C	BA5C-SD5256-2211	52	56	**0.8**		**3.6**		**0.8**		**2.6**		0.12	U	0.16	U	0.092	U	0.2	U	0.1	U	0.17	U	0.14	U	**81**		**130**	
BA5C	BA5C-SD5660-2211	56	60	0.13	U	**0.98**		**0.26**	**J**	**0.79**		0.11	U	0.16	U	0.088	U	0.2	U	0.099	U	0.16	U	0.13	U	**16**		**24**	**J**
BA5C	BA5C-SD6064-2211	60	64	**0.81**		**3.1**		**0.81**		**1.6**		0.11	U	0.16	U	0.088	U	0.2	U	**1.3**		0.16	U	0.13	U	**66**		**100**	
BA5C	BA5C-SD6468-2211	64	68	0.14	U	**1.4**		**0.42**		**0.52**		0.12	U	0.16	U	0.091	U	0.2	U	0.1	U	0.16	U	0.14	U	**23**		**35**	
BA5C	BA5C-SD6872-2211	68	72	0.14	U	0.12	U	0.17	U	0.13	U	0.11	U	0.16	U	0.089	U	0.2	U	0.1	U	0.16	U	0.13	U	**1.7**	**J**	**3.3**	**J**

Table 1. Sediment PCB Results
Second MNR Report
Palos Verdes Shelf
Los Angeles County, California

Location ID	Sample ID	Top of Sample (cm)	Bottom of Sample (cm)	PCB-5/8	Q	PCB-18	Q	PCB-28	Q	PCB-31	Q	PCB-37	Q	PCB-44	Q	PCB-49	Q	PCB-52	Q	PCB-66	Q	PCB-70	Q	PCB-74	Q	PCB-77	Q	PCB-81	Q	PCB-87	Q	PCB-99	Q	PCB-101	Q	PCB-105	Q
BA5DC	BA5DC-SD0002-2211	0	2	0.21	U	0.17	U	1.1		0.16	U	0.15	U	1.5		0.47		1.1		1.9		1.6		0.54		0.18	U	0.16	U	0.68		1		2.4		1.2	
BA5DC	BA5DC-SD0204-2211	2	4	0.49	J	0.15	U	2.7		2.3		0.13	U	5.1		2.2		3.1		5		3.9		2.2		1.2		0.14	U	2.7		4.5		7.2		3.8	
BA5DC	BA5DC-SD0406-2211	4	6	0.43	J	0.15	U	2.3		1.3		0.13	U	2.3		2		2.8		5.5		4.3		2.6		1.2		0.14	U	3		4.1		7.5		2.3	
BA5DC	BA5DC-SD0608-2211	6	8	0.71		0.15	U	2		1.6		0.13	U	2.5		2.3		3		6.2		4.5		2.7		0.15	U	0.14	U	2.7		4.4		7.6		3.1	
BA5DC	BA5DC-SD0812-2211	8	12	0.83		0.15	U	2.2		2		0.13	U	3.3		2.5		3.6		6.3		4.8		3		0.15	U	0.14	U	2.9		4.4		8.5		1.9	
BA5DC	BA5DC-SD1216-2211	12	16	0.67		0.16	U	2.2		2.2		0.13	U	2.6		2.2		3.7		6.9		4.6		3.7		1.2		0.15	U	2.5		6		7.4		3.8	
BA5DC	BA5DC-SD1620-2211	16	20	0.19	U	0.16	U	0.17	U	0.15	U	0.13	U	4.9		2.6		4		7.7		6.2		4.3		0.16	U	0.14	U	2.8		5.7		8.6		2.6	
BA5DC	BA5DC-SD2024-2211	20	24	1.5		0.15	U	2.9		0.14	U	0.13	U	3.6		2.5		6.2		6.3		5.3		2.9		0.15	U	0.14	U	3.7		6.9		11		5.1	
BA5DC	BA5DC-SD2428-2211	24	28	2.2		0.15	U	0.16	U	0.14	U	0.12	U	9.9		4.5		7.8		14		10		7.6		1.9		0.14	U	5.6		9.9		19		12	
BA5DC	BA5DC-SD2832-2211	28	32	1.2		0.15	U	4.3		2.9		0.13	U	7.4		5		10		14		11		6		0.15	U	0.14	U	9.1		9.8		19		14	
BA5DC	BA5DC-SD3236-2211	32	36	3.3	J	4.3	J	12	J	8.2	J	0.13	U	28	J	13	J	19	J	39	J	27	J	18	J	0.16	U	0.14	U	19	J	26	J	44	J	27	J
BA5DC	BA5DC-SD3640-2211	36	40	1.8		0.15	U	6.5		3.1		0.13	U	11		9		9.1		13		10		7.8		4.5		0.14	U	12		13		23		10	
BA5DC	BA5DC-SD4044-2211	40	44	3.4		0.29	U	4.7		7.1		0.24	U	9		7.1		10		15		12		8.5		1.9		0.27	U	7		13		20		10	
BA5DC	BA5DC-SD4448-2211	44	48	3.8		0.3	U	10		7.9		0.25	U	9.4		6.9		12		19		15		11		2.1		0.28	U	6.2		11		22		11	
BA5DC	BA5DC-SD4852-2211	48	52	0.37	U	0.3	U	7		5.3		0.26	U	13		7		14		18		14		10		3.3		0.28	U	8		11		22		11	
BA5DC	BA5DC-SD5256-2211	52	56	2.2		8.9		11		7.6		0.13	U	20		14		23		31		23		15		0.15	U	0.14	U	19		20		40		23	
BA5DC	BA5DC-SD5660-2211	56	60	3.1		0.3	U	7.1		5.1		0.26	U	12		6.4		8.9		14		11		7.4		0.31	U	0.28	U	5.6		9.2		17		6.1	
BA5DC	BA5DC-SD6064-2211	60	64	4.8		14		28		21		6.8		48		28		52		76		61		42		13		0.15	U	38		44		83		44	
BA5DC	BA5DC-SD6468-2211	64	68	5.9		9.6		19		23		0.27	U	37		18		36		37		37		23		6.6		0.3	U	19		24		56		24	
BA5DC	BA5DC-SD6872-2211	68	72	2.8		6.9		9.4		10		0.12	U	18		10		21		29		23		13		0.15	U	0.13	U	20		19		37		21	
BA5DC	BA5DC-SD7276-2211	72	76	2.8		4.4		8.6		8.1		0.12	U	18		11		18		30		26		16		6.5		0.13	U	19		20		38		18	
BA6B	BA6B-SD0002-2211	0	2	7.8		11		33		20		0.15	U	44		26		48		61		48		39		8.9		0.17	U	25		38		68		34	
BA6B	BA6B-SD0204-2211	2	4	19		37		68		65		0.3	U	98		58		100		140		110		86		0.36	U	0.33	U	54		80		150		67	
BA6B	BA6B-SD0406-2211	4	6	32		61		130		120		0.33	U	240		100		200		240		210		140		40		0.36	U	84		100		200		110	
BA6B	BA6B-SD0608-2211	6	8	55		110		210		220		0.45	U	390		200		340		380		380		220		39		0.49	U	120		130		290		140	
BA6B	BA6B-SD0812-2211	8	12	49		110		160		200		0.4	U	480		220		390		340		300		180		43		0.44	U	120		160		320		150	
BA6B	BA6B-SD1216-2211	12	16	29		59		85		110		0.39	U	130		79		150		120		130		65		19		0.42	U	55		80		160		65	
BA6B	BA6B-SD1620-2211	16	20	8.4		11		13		31		0.29	U	32		15		32		27		31		17		5.5		0.32	U	14		23		49		21	
BA6B	BA6B-SD2024-2211	20	24	5.1		7.3		7.1		6.4		0.24	U	18		6.5		12		13		11		7.4		0.28	U	0.26	U	5.5		8.3		17		13	
BA6B	BA6B-SD2428-2211	24	28	0.68		1.1		1.2		1.5		0.12	U	2.3		2		2.8		2.7		2.7		1.5		0.14	U	0.13	U	1.9		2.3		3.9		4.4	
BA6B	BA6B-SD2832-2211	28	32	0.5	J	0.14	U	0.65		0.51		0.12	U	0.81		0.46		0.98		0.48		0.32		0.25	J	0.14	U	0.13	U	0.18	U	0.7		0.95		0.15	U
BA6B	BA6B-SD3236-2211	32	36	0.16	U	0.13	U	0.14	U	0.13	U	0.11	U	0.17	U	0.16	U	0.11	U	0.16	U	0.13	U	0.15	U	0.14	U	0.13	U	0.18	U	0.12	U	0.16	U	0.15	U
BA6B	BA6B-SD3640-2211	36	40	0.16	U	0.13	U	0.16	J	0.24	J	0.11	U	0.33		0.21	J	0.24	J	0.16	U	0.13	U	0.15	U	0.14	U	0.13	U	0.18	U	0.38		0.48		0.38	
BA6B	BA6B-SD4044-2211	40	44	0.75		2.1		2.4		2		0.11	U	5.7		3.3		5.2		5.8		5.8		3.3		0.14	U	0.13	U	2.8		3.8		6.4		2.8	
BA6B	BA6B-SD4448-2211	44	48	3.8		6.5		12		10		0.25	U	21		9.8		18		22		21		14		3.6		0.27	U	9.4		12		29		13	
BA6B	BA6B-SD4852-2211	48	52	0.17	U	0.14	U	0.15	U	0.13	U	0.12	U	0.17	U	0.16	U	0.12	U	0.16	U	0.14	U	0.15	U	0.14	U	0.13	U	0.18	U	0.13	U	0.16	U	0.15	U
BA6B	BA6B-SD5256-2211	52	56	0.16	U	0.13	U	0.14	U	0.13	U	0.11	U	0.17	U	0.16	U	0.11	U	0.16	U	0.13	U	0.15	U	0.14	U	0.13	U	0.18	U	0.12	U	0.16	U	0.15	U
BA6B	BA6B-SD5660-2211	56	60	0.16	U	0.13	U	0.14	U	0.12	U	0.11	U	0.16	U	0.15	U	0.11	U	0.15	U	0.13	U	0.14	U	0.13	U	0.12	U	0.17	U	0.12	U	0.15	U	0.14	U
BA6B	BA6B-SD6064-2211	60	64	0.16	U	0.13	U	0.14	U	0.054	U	0.11	U	0.17	U	0.15	U	0.11	U	0.16	U	0.13	U	0.15	U	0.14	U	0.12	U	0.26	J	0.28	J	0.43	J	1.1	J
BA6BC	BA6BC-SD0002-2211	0	2	3.5		0.37	U	16		14		0.32	U	43		22		37		53		45		31		4.4		0.35	U	24		32		61		43	
BA6BC	BA6BC-SD0204-2211	2	4	8.6		0.21	U	69		34		12		150		81		160		200		160		94		31		0.2	U	54		99		260		93	
BA6BC	BA6BC-SD0406-2211	4	6	12		16		44		68		0.36	U	130		61		130		150		140		76		23		0.4	U	57		74		170		84	
BA6BC	BA6BC-SD0608-2211	6	8	14		28		23		71		0.37	U	140		66		120		150		130		78		28		0.41	U	53		75		140		68	
BA6BC	BA6BC-SD0812-2211	8	12	20		71		140		130		15		280		150		300		300		330		200		72		0.22	U	99		150		270		140	
BA6BC	BA6BC-SD1216-2211	12	16	18		64		120		110		27		200		140		250		260		300		160		36		0.22	U	130		130		250		120	
BA6BC	BA6BC-SD1620-2211	16	20	4.2		15		26		25		6.1		45		26		43		59		63		30		10		0.14	U	30		34		69		35	
BA6BC	BA6BC-SD2024-2211	20	24	1.1		1.3		2.5		2		0.1	U	2.8		2.3		4.1		4.4		3.1		1.9		0.12	U	0.11	U	2		2.7		5.4		2	
BA6BC	BA6BC-SD2428-2211	24	28	1.8		1.8		2.8		1.1		0.18	U	2		1.1		2.6		2.2		1.6		1.2		0.21	U	0.19	U	0.52		1.2		2.2		0.23	U

Table 1. Sediment PCB Results
Second MNR Report
Palos Verdes Shelf
Los Angeles County, California

Location ID	Sample ID	Top of Sample (cm)	Bottom of Sample (cm)	PCB-110	Q	PCB-114	Q	PCB-118	Q	PCB-119	Q	PCB-123	Q	PCB-126	Q	PCB-128	Q	PCB-132/153	Q	PCB-138/158	Q	PCB-149	Q	PCB-151	Q	PCB-156	Q	PCB-157	Q	PCB-167	Q	PCB-168	Q	PCB-169	Q	PCB-170	Q
BA5DC	BA5DC-SD0002-2211	0	2	**2.9**		0.2	U	**2.5**		0.23	U	0.18	U	0.17	U	0.25	U	**3.6**		**3.8**		**1.3**		0.17	U	0.18	U	0.17	U	0.21	U	0.19	U	0.17	U	0.19	U
BA5DC	BA5DC-SD0204-2211	2	4	**5.3**		0.17	U	**6.6**		0.2	U	0.16	U	0.15	U	**2.3**		**13**		**6.7**		**4.1**		**1.4**		0.15	U	0.15	U	0.18	U	0.17	U	0.15	U	**2.1**	
BA5DC	BA5DC-SD0406-2211	4	6	**5.1**		0.18	U	**7**		0.2	U	0.16	U	0.15	U	0.23	U	**12**		**7**		**3.9**		**1.7**		0.16	U	0.15	U	0.19	U	0.17	U	0.15	U	0.17	U
BA5DC	BA5DC-SD0608-2211	6	8	**9.3**		0.17	U	**7.2**		0.2	U	0.16	U	0.15	U	0.22	U	**14**		**8.2**		**4.6**		**1.7**		0.15	U	0.15	U	0.18	U	0.17	U	0.15	U	0.17	U
BA5DC	BA5DC-SD0812-2211	8	12	**6.1**		0.17	U	**7.3**		0.2	U	0.16	U	0.15	U	**1.5**		**14**		**7.8**		**4.9**		**1.3**		**1.4**		0.15	U	0.18	U	0.17	U	0.15	U	**1.6**	
BA5DC	BA5DC-SD1216-2211	12	16	**6.4**		0.18	U	**7.6**		0.21	U	0.17	U	0.15	U	**2.9**		**14**		**9**		**5**		**1.5**		0.16	U	0.16	U	0.19	U	0.18	U	0.16	U	**2.5**	
BA5DC	BA5DC-SD1620-2211	16	20	**7.4**		0.18	U	**8.6**		0.21	U	0.16	U	0.15	U	0.23	U	**15**		**8.6**		**5.8**		**2.7**		**2.1**		0.16	U	0.19	U	0.17	U	0.16	U	**2.4**	
BA5DC	BA5DC-SD2024-2211	20	24	**8**		0.17	U	**12**		0.2	U	0.16	U	0.15	U	0.22	U	**14**		**13**		**6.6**		**2.5**		0.15	U	0.15	U	0.18	U	0.17	U	0.15	U	**2.5**	
BA5DC	BA5DC-SD2428-2211	24	28	**14**		0.17	U	**17**		0.19	U	0.15	U	0.14	U	**4.5**		**32**		**15**		**11**		**4.2**		0.15	U	0.15	U	0.18	U	0.16	U	0.15	U	**6.1**	
BA5DC	BA5DC-SD2832-2211	28	32	**18**		0.17	U	**19**		0.2	U	0.16	U	0.15	U	**3.8**		**19**		**27**		**14**		**3.7**		**5.2**		0.15	U	0.18	U	0.17	U	0.15	U	**6.8**	
BA5DC	BA5DC-SD3236-2211	32	36	**41**	J	0.18	U	**46**	J	0.2	U	0.16	U	0.15	U	**12**	J	**49**	J	**63**	J	**38**	J	**8.7**	J	**13**	J	0.15	U	0.19	U	0.17	U	0.15	U	**20**	J
BA5DC	BA5DC-SD3640-2211	36	40	**23**		0.17	U	**34**		0.2	U	0.16	U	0.15	U	**5.7**		**22**		**28**		**19**		**6.1**		**2.6**		0.15	U	0.18	U	0.17	U	0.15	U	**8.4**	
BA5DC	BA5DC-SD4044-2211	40	44	**16**		0.33	U	**17**		0.38	U	0.3	U	0.28	U	**3.7**		**34**		**23**		**14**		**7.8**		**3.4**		0.29	U	0.34	U	0.32	U	0.29	U	**5.1**	
BA5DC	BA5DC-SD4448-2211	44	48	**19**		0.34	U	**20**		0.39	U	0.31	U	0.29	U	**4.7**		**36**		**27**		**14**		**7.1**		**4.9**		0.3	U	0.36	U	0.33	U	0.3	U	**7.5**	
BA5DC	BA5DC-SD4852-2211	48	52	**17**		0.35	U	**18**		0.4	U	0.32	U	0.3	U	**4.4**		**34**		**25**		**14**		**5.4**		**4**		0.3	U	0.37	U	0.34	U	0.3	U	**6.3**	
BA5DC	BA5DC-SD5256-2211	52	56	**40**		0.17	U	**43**		0.2	U	0.16	U	0.14	U	**9.3**		**42**		**54**		**32**		**7.8**		**6.9**		0.15	U	0.18	U	0.17	U	0.15	U	**15**	
BA5DC	BA5DC-SD5660-2211	56	60	**14**		0.34	U	**15**		0.4	U	0.32	U	0.29	U	0.44	U	**27**		**21**		**11**		**5.2**		0.3	U	0.3	U	0.36	U	0.34	U	0.3	U	**4.3**	
BA5DC	BA5DC-SD6064-2211	60	64	**140**		0.18	U	**93**		0.21	U	0.17	U	0.15	U	**33**		**88**		**110**		**73**		**21**		**22**		0.16	U	0.19	U	0.18	U	0.16	U	**33**	
BA5DC	BA5DC-SD6468-2211	64	68	**46**		0.36	U	**47**		0.42	U	0.34	U	0.31	U	**9.5**		**93**		**53**		**39**		**15**		**7.2**		**18**		0.38	U	0.36	U	0.32	U	**14**	
BA5DC	BA5DC-SD6872-2211	68	72	**53**		0.16	U	**41**		0.19	U	0.15	U	0.14	U	**8.6**		**46**		**48**		**33**		**8.6**		**8**		0.14	U	0.17	U	0.16	U	0.15	U	**12**	
BA5DC	BA5DC-SD7276-2211	72	76	**38**		0.16	U	**39**		0.18	U	0.15	U	0.13	U	**8.3**		**41**		**49**		**31**		**9.8**		**6**		0.14	U	**2.4**		0.15	U	0.14	U	**11**	
BA6B	BA6B-SD0002-2211	0	2	**53**		0.21	U	**70**		0.24	U	0.19	U	0.18	U	**12**		**100**		**59**		**36**		**14**		**11**		0.18	U	0.22	U	0.2	U	0.18	U	**14**	
BA6B	BA6B-SD0204-2211	2	4	**110**		0.4	U	**120**		0.47	U	0.37	U	0.35	U	**24**		**190**		**100**		**84**		**18**		**19**		0.35	U	0.43	U	0.4	U	0.35	U	**35**	
BA6B	BA6B-SD0406-2211	4	6	**210**		0.44	U	**210**		0.51	U	0.41	U	0.38	U	**29**		**290**		**170**		**130**		**35**		**25**		0.39	U	0.46	U	0.43	U	0.39	U	**51**	
BA6B	BA6B-SD0608-2211	6	8	**410**		0.6	U	**260**		0.7	U	0.56	U	0.52	U	**51**		**380**		**320**		**170**		**49**		**53**		0.53	U	0.64	U	0.59	U	0.53	U	**57**	
BA6B	BA6B-SD0812-2211	8	12	**390**		0.54	U	**280**		0.63	U	0.5	U	0.46	U	**55**		**460**		**280**		**210**		**57**		**57**		0.48	U	0.57	U	**280**		0.48	U	**68**	
BA6B	BA6B-SD1216-2211	12	16	**180**		0.52	U	**120**		0.6	U	0.48	U	0.44	U	**25**		**210**		**110**		**92**		**25**		**20**		0.46	U	0.55	U	0.51	U	0.46	U	**31**	
BA6B	BA6B-SD1620-2211	16	20	**65**		0.39	U	**35**		0.45	U	0.36	U	0.33	U	**16**		**82**		**54**		**34**		**10**		**9.5**		0.34	U	0.41	U	0.38	U	0.34	U	**10**	
BA6B	BA6B-SD2024-2211	20	24	**22**		0.32	U	**21**		0.37	U	0.29	U	0.27	U	**5**		**25**		**15**		**11**		**5**		0.28	U	0.28	U	0.34	U	0.31	U	0.28	U	**4**	
BA6B	BA6B-SD2428-2211	24	28	**4.5**		0.16	U	**3.6**		0.19	U	0.15	U	0.14	U	0.21	U	**3.1**		**4.6**		**2.4**		**0.66**		0.14	U	0.14	U	0.17	U	0.16	U	0.14	U	0.16	U
BA6B	BA6B-SD2832-2211	28	32	**0.88**		0.16	U	**1.1**		0.18	U	0.15	U	0.13	U	0.2	U	0.35	U	0.36	U	**0.63**		0.13	U	0.14	U	0.14	U	0.17	U	0.15	U	0.14	U	0.15	U
BA6B	BA6B-SD3236-2211	32	36	0.13	U	0.15	U	0.11	U	0.18	U	0.14	U	0.13	U	0.2	U	0.34	U	0.35	U	0.16	U	0.13	U	0.14	U	0.13	U	0.16	U	0.15	U	0.13	U	0.15	U
BA6B	BA6B-SD3640-2211	36	40	**0.41**		0.15	U	**0.42**		0.18	U	0.14	U	0.13	U	0.2	U	0.34	U	**0.57**	J	**0.47**		0.13	U	0.14	U	0.13	U	0.16	U	0.15	U	0.13	U	0.15	U
BA6B	BA6B-SD4044-2211	40	44	**7.3**		0.15	U	**5.8**		0.18	U	0.14	U	0.13	U	**0.79**		**5**		**6.4**		**4**		**0.99**		**0.51**		0.14	U	0.16	U	0.15	U	0.14	U	**2.1**	
BA6B	BA6B-SD4448-2211	44	48	**21**		0.34	U	**23**		0.39	U	0.31	U	0.29	U	**4.4**		**42**		**24**		**15**		**6.4**		**4.5**		0.29	U	0.35	U	0.33	U	0.29	U	**5.5**	
BA6B	BA6B-SD4852-2211	48	52	0.13	U	0.16	U	0.12	U	0.18	U	0.14	U	0.13	U	0.2	U	0.35	U	0.35	U	0.16	U	0.13	U	0.14	U	0.14	U	0.16	U	0.15	U	0.14	U	0.15	U
BA6B	BA6B-SD5256-2211	52	56	0.13	U	0.15	U	0.11	U	0.18	U	0.14	U	0.13	U	0.2	U	0.34	U	0.35	U	0.16	U	0.13	U	0.14	U	0.13	U	0.16	U	0.15	U	0.13	U	0.15	U
BA6B	BA6B-SD5660-2211	56	60	0.12	U	0.15	U	0.11	U	0.17	U	0.14	U	0.13	U	0.19	U	0.33	U	0.33	U	0.15	U	0.13	U	0.13	U	0.13	U	0.15	U	0.14	U	0.13	U	0.14	U
BA6B	BA6B-SD6064-2211	60	64	0.13	U	0.15	U	**1.1**	J	**0.56**	J	0.14	U	0.13	U	0.2	U	**0.87**	J	**0.97**	J	0.15	U	0.13	U	0.13	U	0.13	U	0.16	U	0.15	U	0.13	U	0.15	U
BA6BC	BA6BC-SD0002-2211	0	2	**53**		0.42	U	**53**		0.49	U	0.39	U	0.36	U	**15**		**87**		**50**		**34**		**15**		**12**		0.37	U	0.45	U	0.42	U	0.37	U	**17**	
BA6BC	BA6BC-SD0204-2211	2	4	**270**		0.24	U	**160**		0.28	U	0.22	U	0.21	U	**29**		**150**		**250**		**140**		**33**		**36**		0.21	U	0.25	U	0.24	U	0.21	U	**81**	
BA6BC	BA6BC-SD0406-2211	4	6	**140**		0.49	U	**140**		0.57	U	0.45	U	0.42	U	**27**		**220**		**140**		**99**		**34**		**24**		0.43	U	0.51	U	0.48	U	0.43	U	**32**	
BA6BC	BA6BC-SD0608-2211	6	8	**140**		0.5	U	**140**		0.58	U	0.46	U	0.43	U	**25**		**200**		**130**		**92**		**31**		**35**		0.44	U	0.53	U	0.49	U	0.44	U	**32**	
BA6BC	BA6BC-SD0812-2211	8	12	**320**		0.27	U	**260**		0.32	U	0.25	U	0.23	U	**70**		**270**		**350**		**230**		**53**		**69**		0.24	U	0.29	U	0.27	U	0.24	U	**170**	
BA6BC	BA6BC-SD1216-2211	12	16	**340**		0.27	U	**190**		0.31	U	0.25	U	0.23	U	**48**		**230**		**320**		**210**		**51**		**31**		0.23	U	0.28	U	0.26	U	0.23	U	**170**	
BA6BC	BA6BC-SD1620-2211	16	20	**66**		0.18	U	**70**		0.2	U	0.16	U	0.15	U	**16**		**69**		**92**		**57**		**16**		**11**		0.15	U	0.19	U	0.17	U	0.15	U	**22**	
BA6BC	BA6BC-SD2024-2211	20	24	**5.9**		0.13	U	**4.3**		0.16	U	0.12	U	0.11	U	0.17	U	**7.5**		**7.3**		**3.2**		**1.2**		0.12	U	0.12	U	0.14	U	0.13	U	0.12	U	0.13	U
BA6BC	BA6BC-SD2428-2211	24	28	**1.8**		0.23	U	**1.7**		0.27	U	0.22	U	0.2	U	0.3	U	**2.4**		**2.3**		**1.5**		0.2	U	0.21	U	0.21	U	0.25	U	0.23	U	0.21	U	0.23	U

Table 1. Sediment PCB Results
Second MNR Report
Palos Verdes Shelf
Los Angeles County, California

Location ID	Sample ID	Top of Sample (cm)	Bottom of Sample (cm)	PCB-177	Q	PCB-180	Q	PCB-183	Q	PCB-187	Q	PCB-189	Q	PCB-194	Q	PCB-195	Q	PCB-201	Q	PCB-203	Q	PCB-206	Q	PCB-209	Q	Total PCB - Short List	Q	Total PCB - Expanded List	Q
BA5DC	BA5DC-SD0002-2211	0	2	0.17	U	**0.9**		**0.48**		**0.9**		0.15	U	0.21	U	0.11	U	0.26	U	0.13	U	0.21	U	0.17	U	**21**		**30**	
BA5DC	BA5DC-SD0204-2211	2	4	**1.2**		**3.7**		**0.95**		**1.9**		0.13	U	0.18	U	0.1	U	0.22	U	**2**		0.18	U	0.15	U	**65**	**J**	**98**	**J**
BA5DC	BA5DC-SD0406-2211	4	6	**1.3**		**3.6**		**1**		**1.9**		0.13	U	0.18	U	0.1	U	0.23	U	0.11	U	0.19	U	0.15	U	**56**	**J**	**86**	**J**
BA5DC	BA5DC-SD0608-2211	6	8	**1.3**		**4.6**		**1.2**		**2.1**		0.13	U	0.18	U	0.1	U	0.23	U	**2.1**		0.18	U	0.15	U	**61**		**100**	
BA5DC	BA5DC-SD0812-2211	8	12	**1.3**		**3.8**		**1**		**2.1**		0.13	U	0.18	U	0.1	U	0.23	U	**1.2**		0.18	U	**1.6**		**68**		**100**	
BA5DC	BA5DC-SD1216-2211	12	16	**1.1**		**4.5**		**1.2**		**2.2**		0.13	U	0.19	U	0.1	U	0.23	U	**2.5**		0.19	U	0.16	U	**71**		**110**	
BA5DC	BA5DC-SD1620-2211	16	20	**1.6**		**5.1**		**1.3**		**2.6**		0.13	U	0.18	U	0.1	U	0.23	U	**2.2**		0.19	U	0.15	U	**72**		**110**	
BA5DC	BA5DC-SD2024-2211	20	24	**1.8**		**5.2**		**1.6**		**2.7**		0.13	U	0.18	U	0.1	U	0.22	U	0.11	U	0.18	U	**3.5**		**90**		**130**	
BA5DC	BA5DC-SD2428-2211	24	28	**2.2**		**8.8**		**2.3**		**4.6**		0.12	U	**2.8**		0.097	U	0.22	U	**3.7**		**2.1**		**5.2**		**160**		**240**	
BA5DC	BA5DC-SD2832-2211	28	32	**2.9**		**13**		**3.1**		**6.7**		0.13	U	**3.4**		0.1	U	0.22	U	**2.1**		**3.1**		**3.8**		**180**		**270**	
BA5DC	BA5DC-SD3236-2211	32	36	**8.3**	**J**	**36**	**J**	**7**	**J**	**15**	**J**	0.13	U	0.18	U	0.1	U	**2.7**	**J**	**8.7**	**J**	**6.5**	**J**	**6.3**	**J**	**440**	**J**	**670**	**J**
BA5DC	BA5DC-SD3640-2211	36	40	**3.8**		**14**		**3**		**7**		0.13	U	**2.8**		0.099	U	0.22	U	**3**		**2.5**		**2.1**		**210**		**320**	
BA5DC	BA5DC-SD4044-2211	40	44	**2.6**		**11**		**2**		**5.1**		0.24	U	**2**		0.19	U	0.42	U	**3.3**		**2.2**		**3.6**		**180**		**280**	
BA5DC	BA5DC-SD4448-2211	44	48	**3**		**11**		**2.6**		**5.2**		0.25	U	0.35	U	0.2	U	0.44	U	**4.5**		**1.4**		**4.9**		**210**		**320**	
BA5DC	BA5DC-SD4852-2211	48	52	**2.8**		**9.4**		**3**		**5.1**		0.26	U	**7.2**		0.2	U	0.45	U	**3.5**		0.37	U	0.3	U	**190**		**300**	
BA5DC	BA5DC-SD5256-2211	52	56	**7.1**		**28**		**6.9**		**15**		0.13	U	**6**		0.098	U	**1.1**		**6.5**		**5.4**		**5.8**		**380**		**590**	
BA5DC	BA5DC-SD5660-2211	56	60	**1.9**		**8**		**1.8**		**3.9**		0.26	U	0.36	U	0.2	U	0.45	U	**4.3**		0.36	U	0.3	U	**150**		**230**	
BA5DC	BA5DC-SD6064-2211	60	64	**13**		**57**		**13**		**27**		0.13	U	**14**		**6**		**2.6**		**11**		**9.2**		**10**		**850**		**1400**	
BA5DC	BA5DC-SD6468-2211	64	68	**7.1**		**27**		**5.9**		**13**		0.27	U	**8.9**		0.21	U	0.47	U	**11**		**3.3**		**13**		**530**		**810**	
BA5DC	BA5DC-SD6872-2211	68	72	**5**		**26**		**6.2**		**15**		0.12	U	**4**		**3.4**		**1.4**		**4.5**		**6**		**6.1**		**370**		**580**	
BA5DC	BA5DC-SD7276-2211	72	76	**5.6**		**26**		**5.2**		**12**		0.12	U	**3.8**		0.092	U	**1.4**		**3.7**		**4.1**		**4.4**		**350**		**550**	
BA6B	BA6B-SD0002-2211	0	2	**6.6**		**34**		**7.3**		**15**		0.15	U	**5.7**		0.12	U	**2.2**		**14**		**3**		**8.6**		**640**		**980**	
BA6B	BA6B-SD0204-2211	2	4	**11**		**47**		**12**		**26**		0.3	U	**30**		0.23	U	0.52	U	**26**		0.43	U	**18**		**1300**		**2000**	
BA6B	BA6B-SD0406-2211	4	6	**18**		**82**		**18**		**34**		0.33	U	**29**		**16**		**3.5**		**31**		**9.3**		**18**		**2200**		**3400**	
BA6B	BA6B-SD0608-2211	6	8	**27**		**130**		**28**		**58**		0.45	U	**27**		0.35	U	0.78	U	**43**		**11**		**18**		**3300**		**5300**	
BA6B	BA6B-SD0812-2211	8	12	**28**		**130**		**30**		**65**		0.4	U	**33**		0.32	U	0.71	U	**55**		**19**		**21**		**3500**		**5700**	
BA6B	BA6B-SD1216-2211	12	16	**17**		**84**		**12**		**31**		0.39	U	**17**		**11**		**3.4**		**26**		**5.9**		**8.4**		**1500**		**2400**	
BA6B	BA6B-SD1620-2211	16	20	**7.2**		**24**		**5.7**		**13**		0.29	U	0.4	U	0.23	U	0.5	U	**10**		**4.5**		**6.2**		**450**		**720**	
BA6B	BA6B-SD2024-2211	20	24	**3.2**		**10**		**1.9**		**3.6**		0.24	U	0.33	U	0.18	U	0.41	U	0.21	U	0.34	U	0.28	U	**180**		**260**	
BA6B	BA6B-SD2428-2211	24	28	0.14	U	**2.2**		**0.31**		**1.3**		0.12	U	0.17	U	0.094	U	0.21	U	0.1	U	0.17	U	0.14	U	**34**		**54**	
BA6B	BA6B-SD2832-2211	28	32	0.14	U	0.12	U	0.18	U	0.13	U	0.12	U	0.16	U	0.091	U	0.2	U	0.1	U	0.17	U	0.14	U	**5.5**	**J**	**9.2**	**J**
BA6B	BA6B-SD3236-2211	32	36	0.13	U	0.12	U	0.17	U	0.13	U	0.11	U	0.16	U	0.089	U	0.2	U	0.099	U	0.16	U	0.13	U	0	U	0	U
BA6B	BA6B-SD3640-2211	36	40	0.14	U	0.12	U	0.18	U	0.13	U	0.11	U	0.16	U	0.089	U	0.2	U	0.1	U	0.16	U	0.13	U	**2.6**	**J**	**4.3**	**J**
BA6B	BA6B-SD4044-2211	40	44	**0.82**		**3.1**		**0.7**		**1.3**		0.11	U	0.16	U	0.09	U	0.2	U	**0.69**		0.16	U	**1.2**		**57**		**93**	
BA6B	BA6B-SD4448-2211	44	48	**2.9**		**13**		**2.9**		**6.4**		0.25	U	0.35	U	0.2	U	0.44	U	**3**		0.35	U	0.29	U	**250**		**380**	
BA6B	BA6B-SD4852-2211	48	52	0.14	U	0.12	U	0.18	U	0.13	U	0.12	U	0.16	U	0.091	U	0.2	U	0.1	U	0.16	U	0.14	U	0	U	0	U
BA6B	BA6B-SD5256-2211	52	56	0.14	U	0.12	U	0.17	U	0.13	U	0.11	U	0.16	U	0.089	U	0.2	U	0.1	U	0.16	U	0.13	U	0	U	0	U
BA6B	BA6B-SD5660-2211	56	60	0.13	U	0.11	U	0.17	U	0.12	U	0.11	U	0.15	U	0.085	U	0.19	U	0.095	U	0.15	U	0.13	U	0	U	0	U
BA6B	BA6B-SD6064-2211	60	64	0.13	U	0.12	U	0.17	U	0.13	U	0.11	U	**1.8**	**J**	0.088	U	0.2	U	0.099	U	**2**	**J**	0.13	U	**6.5**	**J**	**9.4**	**J**
BA6BC	BA6BC-SD0002-2211	0	2	**6.5**		**32**		**6.7**		**12**		0.31	U	**6.2**		**7.1**		**1.3**		**8.9**		**3.2**		**8.3**		**560**		**860**	
BA6BC	BA6BC-SD0204-2211	2	4	**23**		**120**		**26**		**50**		0.18	U	**44**		**15**		**5.5**		**30**		**20**		**21**		**1900**		**3000**	
BA6BC	BA6BC-SD0406-2211	4	6	**16**		**69**		**14**		**31**		0.36	U	**12**		0.28	U	**2.5**		**29**		**8.3**		**18**		**1500**		**2300**	
BA6BC	BA6BC-SD0608-2211	6	8	**15**		**64**		**14**		**31**		0.37	U	**13**		0.29	U	0.65	U	**21**		**8.3**		**23**		**1400**		**2200**	
BA6BC	BA6BC-SD0812-2211	8	12	**41**		**200**		**44**		**95**		0.2	U	**72**		0.16	U	**13**		**52**		**36**		**41**		**3200**		**5100**	
BA6BC	BA6BC-SD1216-2211	12	16	**45**		**190**		**44**		**98**		0.2	U	**98**		**34**		**11**		**74**		**55**		**41**		**2700**		**4600**	
BA6BC	BA6BC-SD1620-2211	16	20	**9.8**		**43**		**9**		**21**		0.13	U	**9.8**		**6.3**		**2.2**		**12**		**7.4**		**18**		**680**		**1100**	
BA6BC	BA6BC-SD2024-2211	20	24	0.12	U	**2.1**		0.15	U	**2**		0.1	U	0.14	U	0.078	U	0.17	U	**3.2**		0.14	U	0.12	U	**47**		**74**	
BA6BC	BA6BC-SD2428-2211	24	28	0.21	U	0.18	U	0.27	U	0.2	U	0.17	U	0.25	U	0.14	U	0.31	U	0.15	U	0.25	U	0.2	U	**22**		**32**	

Table 1. Sediment PCB Results
Second MNR Report
Palos Verdes Shelf
Los Angeles County, California

Location ID	Sample ID	Top of Sample (cm)	Bottom of Sample (cm)	PCB-5/8	Q	PCB-18	Q	PCB-28	Q	PCB-31	Q	PCB-37	Q	PCB-44	Q	PCB-49	Q	PCB-52	Q	PCB-66	Q	PCB-70	Q	PCB-74	Q	PCB-77	Q	PCB-81	Q	PCB-87	Q	PCB-99	Q	PCB-101	Q	PCB-105	Q
BA6C	BA6C-SD0002-2211	0	2	**1**		**4.6**		**6.6**		**6.2**		0.15	U	**11**		**6.8**		**11**		**16**		**15**		**12**		**1.9**		0.16	U	**7.9**		**11**		**20**		**8.3**	
BA6C	BA6C-SD0204-2211	2	4	**1.8**		0.16	U	**4.4**		**2.4**		0.13	U	**10**		**6.2**		**11**		**15**		**13**		**7.7**		**2.3**		0.15	U	**5.8**		**8.3**		**17**		**8.5**	
BA6C	BA6C-SD0406-2211	4	6	0.37	U	0.31	U	**7.9**		**21**		0.26	U	**8.1**		**4.5**		**9.3**		**13**		**12**		**6.6**		0.31	U	0.29	U	**6.7**		**8.4**		**16**		**8.9**	
BA6C	BA6C-SD0608-2211	6	8	**1.8**		**16**		**6.4**		**7.3**		0.12	U	**10**		**5.8**		**12**		**18**		**16**		**11**		**2.9**		0.13	U	**7.2**		**10**		**20**		**10**	
BA6C	BA6C-SD0812-2211	8	12	**2.9**		0.15	U	**7.4**		**14**		0.12	U	**19**		**10**		**23**		**30**		**25**		**17**		**4.8**		0.14	U	**11**		**15**		**31**		**14**	
BA6C	BA6C-SD1216-2211	12	16	**2.2**		**6**		**15**		**13**		**3.5**		**32**		**19**		**32**		**43**		**37**		**25**		**7.4**		0.2	U	**23**		**25**		**48**		**24**	
BA6C	BA6C-SD1620-2211	16	20	**4.6**	**J**	0.14	UJ	**18**	**J**	**22**	**J**	**5.6**	**J**	**30**	**J**	**13**	**J**	**35**	**J**	**50**	**J**	**43**	**J**	**25**	**J**	**8.4**	**J**	0.13	UJ	**20**	**J**	**28**	**J**	**49**	**J**	**22**	**J**
BA6C	BA6C-SD2024-2211	20	24	0.22	U	0.18	U	0.19	U	0.17	U	0.15	U	**47**		**25**		**50**		**87**		**41**		**54**		0.18	U	0.17	U	**23**		**41**		**46**		0.2	U
BA6C	BA6C-SD2428-2211	24	28	**0.36**	**J**	0.13	U	**0.53**		**0.43**		0.11	U	**0.7**		**0.6**		**1.1**		**0.62**		**0.41**		**0.3**		0.13	U	0.12	U	**0.62**		**1.7**		**2.1**		0.15	U
BA6C	BA6C-SD2832-2211	28	32	**5.6**		**18**		**42**		**72**		**9.6**		**63**		**52**		**110**		**160**		**110**		**77**		**41**		0.41	U	**120**		**100**		**170**		**96**	
BA6C	BA6C-SD3236-2211	32	36	**30**		**160**		**200**		**280**		**41**		**350**		**230**		**310**		**280**		**360**		**180**		**33**		1.6	U	**120**		**110**		**280**		**110**	
BA6C	BA6C-SD3640-2211	36	40	**36**	**J**	**130**	**J**	**170**	**J**	**280**	**J**	**89**	**J**	**210**	**J**	**120**	**J**	**280**	**J**	**350**	**J**	**380**	**J**	**200**	**J**	**55**	**J**	0.38	U	**130**	**J**	**130**	**J**	**350**	**J**	**160**	**J**
BA6C	BA6C-SD4044-2211	40	44	**19**		**77**		**120**		**200**		0.92	U	**250**		**110**		**240**		**220**		**260**		**130**		**51**		1	U	**120**		**120**		**300**		**130**	
BA6C	BA6C-SD4448-2211	44	48	**6.4**		**29**		**25**		**45**		0.17	U	**62**		**28**		**65**		**60**		**72**		**40**		**16**		0.19	U	**34**		**42**		**100**		**46**	
BA6C	BA6C-SD4852-2211	48	52	**2.6**		**9.7**		**10**		**11**		**7.7**		**24**		**13**		**22**		**26**		**24**		**14**		**5.7**		0.14	U	**15**		**19**		**45**		**19**	
BA6C	BA6C-SD5256-2211	52	56	**7.3**		**38**		**31**		**79**		0.13	U	**73**		**37**		**57**		**73**		**67**		**37**		**12**		0.14	U	**26**		**33**		**74**		**38**	
BA6C	BA6C-SD5660-2211	56	60	0.16	U	0.13	U	0.14	U	0.12	U	0.11	U	**0.76**		**0.45**		**0.51**		**0.27**	**J**	**0.42**		0.14	U	0.13	U	0.12	U	0.17	U	0.12	U	0.15	U	0.15	U
BA6C	BA6C-SD6064-2211	60	64	0.17	U	0.14	U	0.15	U	0.14	U	0.12	U	**0.59**		**0.49**		**0.56**		**0.45**		**0.47**		0.16	U	0.15	U	0.13	U	0.19	U	**0.79**		**0.87**		0.16	U
BA6C	BA6C-SD6468-2211	64	68	0.16	U	0.13	U	0.14	U	0.12	U	0.11	U	0.17	U	**0.23**	**J**	**0.31**		0.15	U	**0.29**		0.14	U	0.13	U	0.12	U	0.17	U	0.12	U	0.15	U	0.15	U
BA6DC	BA6DC-SD0002-2211	0	2	0.35	U	0.29	U	**0.52**	**J**	**0.41**	**J**	0.25	U	**0.91**		**0.75**		**0.6**	**J**	**1.1**		**0.75**		0.32	U	0.29	U	0.27	U	**0.99**		**1.1**		**2.5**		**1.1**	
BA6DC	BA6DC-SD0204-2211	2	4	0.33	U	0.27	U	**0.71**		**1.3**		0.23	U	**1.6**		**1**		**1.7**		**2.5**		**1.6**		**0.82**		0.28	U	0.26	U	**1.6**		**2.3**		**3.3**		**2.5**	
BA6DC	BA6DC-SD0406-2211	4	6	0.34	U	0.28	U	**0.88**		**0.46**	**J**	0.23	U	**2.6**		**1.6**		**1.6**		**3**		**2.6**		**1.4**		0.28	U	0.26	U	**2.2**		**2.4**		**4.1**		**3.9**	
BA6DC	BA6DC-SD0608-2211	6	8	0.32	U	0.26	U	**0.6**		**1.1**		0.22	U	**1.1**		**0.73**		**0.71**		**1.6**		**1.1**		**0.44**	**J**	0.27	U	0.24	U	**1**		**1.4**		**2.2**		**2.1**	
BA6DC	BA6DC-SD0812-2211	8	12	0.16	U	0.14	U	**2.1**		**1.6**		0.11	U	**3.3**		**2.2**		**2.9**		**5**		**4.2**		**1.8**		0.14	U	0.13	U	**3.4**		**4.1**		**6.9**		**3.7**	
BA6DC	BA6DC-SD1216-2211	12	16	**0.76**		0.13	U	**2.3**		**2**		0.11	U	**3.5**		**2.5**		**3.4**		**6.3**		**4.2**		**2.4**		**0.53**		0.12	U	**3.7**		**4.3**		**6.7**		**4.8**	
BA6DC	BA6DC-SD1620-2211	16	20	**1.1**		0.14	U	**2.3**		**1.9**		0.11	U	**4**		**2.3**		**3.2**		**6**		**4.5**		**2.6**		0.14	U	0.13	U	**2.3**		**4.5**		**7.1**		**2.4**	
BA6DC	BA6DC-SD2024-2211	20	24	**1.5**		0.14	U	**3.1**		**2**		0.12	U	**2.5**		**2.7**		**4**		**7.4**		**5.5**		**4**		0.14	U	0.13	U	**2.6**		**6.1**		**11**		**3.8**	
BA6DC	BA6DC-SD2428-2211	24	28	**2.2**		0.13	U	**6**		**2.1**		0.11	U	**4.9**		**2.7**		**6.1**		**7.9**		**6.4**		**4.5**		0.13	U	0.12	U	**3.4**		**6.7**		**9.9**		**5.7**	
BA6DC	BA6DC-SD2832-2211	28	32	**1.4**		0.14	U	**4.1**		**3.4**		0.12	U	**4.7**		**2.9**		**4.8**		**7.8**		**5.4**		**4**		**1.5**		0.13	U	**3**		**5.9**		**10**		**5.4**	
BA6DC	BA6DC-SD3236-2211	32	36	**0.94**	**J**	0.28	U	**3.2**		**3.8**		0.24	U	**5**		**2.9**		**4.9**		**8.2**		**5.3**		**3.9**		**0.45**	**J**	0.26	U	**3.9**		**5.6**		**9.3**		**5.4**	
BA6DC	BA6DC-SD3640-2211	36	40	**0.96**	**J**	0.28	U	**5.5**		**4.9**		0.23	U	**7.9**		**4.8**		**7.7**		**11**		**9.4**		**3.9**		**1**		0.26	U	**8.1**		**8.5**		**15**		**7.7**	
BA6DC	BA6DC-SD4044-2211	40	44	**4.6**		**13**		**18**		**25**		0.25	U	**32**		**16**		**31**		**42**		**37**		**28**		**9.2**		0.27	U	**27**		**28**		**51**		**29**	
BA6DC	BA6DC-SD4448-2211	44	48	0.33	U	0.27	U	**3.7**		**4.5**		0.23	U	**5.4**		**4.6**		**6.4**		**12**		**7.6**		**6.8**		0.27	U	0.25	U	**3.2**		**6.3**		**11**		**4.4**	
BA6DC	BA6DC-SD4852-2211	48	52	0.16	U	0.13	U	**1.8**		**1.8**		0.11	U	**1.5**		**1.2**		**2.2**		**2.6**		**2.1**		**1.4**		0.13	U	0.12	U	**1.2**		**2.6**		**3.5**		**1.2**	
BA6DC	BA6DC-SD5256-2211	52	56	**1.1**		0.13	U	**3.5**		**2.5**		0.11	U	**3.7**		**2.8**		**5.2**		**6.4**		**5**		**4.2**		0.13	U	0.12	U	**2.6**		**4.5**		**8.7**		**3.2**	
BA7B	BA7B-SD0002-2211	0	2	**4.4**		0.32	U	**14**		**17**		0.27	U	**29**		**17**		**40**		**48**		**40**		**21**		**9**		0.29	U	**34**		**31**		**56**		**26**	
BA7B	BA7B-SD0204-2211	2	4	**4**		**5.3**		**8.4**		**12**		0.26	U	**14**		**11**		**19**		**21**		**21**		**11**		0.32	U	0.29	U	**17**		**16**		**34**		**14**	
BA7B	BA7B-SD0406-2211	4	6	**5.5**		**13**		**32**		**13**		0.14	U	**44**		**27**		**43**		**97**		**45**		**38**		0.17	U	0.15	U	**18**		**55**		**110**		**49**	
BA7B	BA7B-SD0608-2211	6	8	**2.2**		**5.3**		**11**		**8**		0.13	U	**23**		**13**		**20**		**28**		**27**		**12**		0.15	U	0.14	U	**16**		**16**		**28**		**28**	
BA7B	BA7B-SD0812-2211	8	12	**1.3**		**2.4**		**4**		**2.4**		0.12	U	**4.1**		**3.3**		**5.2**		**6.6**		**5.9**		**3.2**		0.15	U	0.14	U	**4**		**3.7**		**7.5**		**4.3**	
BA7B	BA7B-SD1216-2211	12	16	**0.76**		**0.97**		**1.8**		**0.88**		0.12	U	**2.5**		**2.3**		**2.7**		**3.1**		**2.9**		**1.8**		0.14	U	0.13	U	**1.7**		**1.8**		**3.8**		**2.5**	
BA7B	BA7B-SD1620-2211	16	20	0.17	U	0.14	U	**0.45**		0.056	U	0.12	U	0.18	U	**0.46**		**0.68**		**0.91**		**0.86**		**0.71**		0.14	U	0.13	U	0.18	U	**0.52**		**1**		0.16	U
BA7B	BA7B-SD2024-2211	20	24	0.16	U	0.14	U	**0.41**		0.055	U	0.11	U	0.17	U	**0.32**		**0.71**		**0.83**		**0.77**		**0.42**		0.14	U	0.13	U	0.18	U	**0.36**		**0.71**		0.15	U
BA7B	BA7B-SD2428-2211	24	28	0.17	U	0.14	U	0.15	U	0.056	U	0.12	U	0.18	U	0.16	U	0.12	U	0.16	U	0.14	U	0.15	U	0.14	U	0.13	U	0.18	U	0.13	U	0.16	U	0.16	U
BA7B	BA7B-SD2832-2211	28	32	0.17	U	0.14	U	0.15	U	0.055	U	0.12	U	0.17	U	0.16	U	0.12	U	0.16	U	0.14	U	0.15	U	0.14	U	0.13	U	0.18	U	0.13	U	0.16	U	0.15	U
BA7B	BA7B-SD3236-2211	32	36	0.16	U	0.14	U	0.15	U	0.055	U	0.11	U	0.17	U	0.16	U	0.11	U	0.16	U	0.13	U	0.15	U	0.14	U	0.13	U	0.18	U	0.12	U	0.16	U	0.15	U
BA7B	BA7B-SD3640-2211	36	40	0.17	U	0.14	U	0.15	U	0.055	U	0.12	U	0.17	U	0.16	U	0.11	U	0.16	U	0.13	U	0.15	U	0.14	U	0.13	U	0.18	U	0.12	U	0.16	U	0.15	U

Table 1. Sediment PCB Results
Second MNR Report
Palos Verdes Shelf
Los Angeles County, California

Location ID	Sample ID	Top of Sample (cm)	Bottom of Sample (cm)	PCB-110	Q	PCB-114	Q	PCB-118	Q	PCB-119	Q	PCB-123	Q	PCB-126	Q	PCB-128	Q	PCB-132/153	Q	PCB-138/158	Q	PCB-149	Q	PCB-151	Q	PCB-156	Q	PCB-157	Q	PCB-167	Q	PCB-168	Q	PCB-169	Q	PCB-170	Q
BA6C	BA6C-SD0002-2211	0	2	**16**		0.2	U	**18**		0.23	U	0.18	U	0.17	U	**3.5**		**29**		**18**		**11**		**5.3**		**5.1**		0.17	U	0.21	U	0.19	U	0.17	U	**5.2**	
BA6C	BA6C-SD0204-2211	2	4	**13**		0.18	U	**16**		0.21	U	0.17	U	0.15	U	**3.6**		**23**		**16**		**8.3**		**3.3**		0.16	U	0.16	U	0.19	U	0.18	U	0.16	U	**5**	
BA6C	BA6C-SD0406-2211	4	6	**13**		0.35	U	**17**		0.41	U	0.32	U	0.3	U	0.45	U	**21**		**19**		**9.8**		**4.2**		0.31	U	0.31	U	0.37	U	0.35	U	0.31	U	0.34	U
BA6C	BA6C-SD0608-2211	6	8	**16**		0.16	U	**18**		0.18	U	0.14	U	0.13	U	**3.3**		**28**		**19**		**11**		**2.9**		**3.6**		0.14	U	0.16	U	0.15	U	0.14	U	**6**	
BA6C	BA6C-SD0812-2211	8	12	**24**		0.17	U	**27**		0.19	U	0.15	U	0.14	U	**5**		**43**		**24**		**18**		**6.1**		**5.4**		0.15	U	0.18	U	0.16	U	0.15	U	**5.8**	
BA6C	BA6C-SD1216-2211	12	16	**68**		0.25	U	**48**		0.29	U	0.23	U	0.21	U	**10**		**37**		**58**		**35**		**9.3**		**12**		0.22	U	0.26	U	0.24	U	0.22	U	**14**	
BA6C	BA6C-SD1620-2211	16	20	**44**	**J**	0.16	UJ	**47**	**J**	0.19	UJ	0.15	UJ	0.14	UJ	**9.5**	**J**	**45**	**J**	**59**	**J**	**38**	**J**	**9.6**	**J**	**8.4**	**J**	0.14	UJ	**3.1**	**J**	0.16	UJ	0.14	UJ	**22**	**J**
BA6C	BA6C-SD2024-2211	20	24	**67**		0.21	U	**72**		0.24	U	0.19	U	0.18	U	0.27	U	**99**		**45**		**48**		**10**		0.18	U	0.18	U	0.22	U	0.2	U	0.18	U	**25**	
BA6C	BA6C-SD2428-2211	24	28	**2.1**		0.15	U	**1.6**		0.17	U	0.14	U	0.13	U	0.19	U	**1.5**		**3.4**		**1.4**		0.13	U	0.13	U	0.13	U	0.16	U	0.15	U	0.13	U	0.14	U
BA6C	BA6C-SD2832-2211	28	32	**200**		0.5	U	**240**		0.59	U	**29**		0.43	U	**36**		**210**		**220**		**130**		**64**		**30**		**46**		0.53	U	0.5	U	0.44	U	**42**	
BA6C	BA6C-SD3236-2211	32	36	**310**		1.9	U	**210**		2.2	U	1.8	U	1.6	U	**33**		**280**		**170**		**110**		**28**		**20**		**62**		2	U	1.9	U	1.7	U	**46**	
BA6C	BA6C-SD3640-2211	36	40	**340**	**J**	0.46	U	**320**	**J**	0.53	U	0.43	U	0.39	U	**41**	**J**	**510**	**J**	**370**	**J**	**220**	**J**	**64**	**J**	**37**	**J**	**64**	**J**	0.49	U	0.45	U	0.4	U	**84**	**J**
BA6C	BA6C-SD4044-2211	40	44	**250**		1.2	U	**240**		1.4	U	1.1	U	1.1	U	**43**		**480**		**280**		**190**		**54**		**29**		1.1	U	1.3	U	1.2	U	1.1	U	**91**	
BA6C	BA6C-SD4448-2211	44	48	**95**		0.23	U	**92**		0.27	U	0.21	U	0.2	U	**17**		**180**		**110**		**77**		**24**		**19**		**36**		0.24	U	0.23	U	0.2	U	**32**	
BA6C	BA6C-SD4852-2211	48	52	**54**		0.17	U	**38**		0.2	U	0.16	U	0.14	U	**9.8**		**46**		**54**		**34**		**9.2**		**6.7**		0.15	U	0.18	U	0.17	U	0.15	U	**17**	
BA6C	BA6C-SD5256-2211	52	56	**94**		0.17	U	**61**		0.2	U	0.16	U	0.14	U	**14**		**110**		**69**		**42**		**13**		**8.9**		**23**		0.18	U	0.17	U	0.15	U	**16**	
BA6C	BA6C-SD5660-2211	56	60	0.12	U	0.15	U	0.11	U	0.17	U	0.14	U	0.13	U	0.19	U	0.33	U	0.33	U	0.15	U	0.13	U	0.13	U	0.13	U	0.16	U	0.15	U	0.13	U	0.14	U
BA6C	BA6C-SD6064-2211	60	64	0.14	U	0.16	U	**0.82**		0.19	U	0.15	U	0.14	U	0.21	U	**0.76**		**1.1**		**0.48**		0.14	U	0.15	U	0.14	U	0.17	U	0.16	U	0.14	U	0.16	U
BA6C	BA6C-SD6468-2211	64	68	0.12	U	0.15	U	0.11	U	0.17	U	0.14	U	0.13	U	0.19	U	0.33	U	0.34	U	0.15	U	0.13	U	0.13	U	0.13	U	0.16	U	0.15	U	0.13	U	0.14	U
BA6DC	BA6DC-SD0002-2211	0	2	**1.8**		0.33	U	**2.2**		0.38	U	0.31	U	0.28	U	0.42	U	**2.6**		**2.9**		**2.3**		0.28	U	0.29	U	0.29	U	0.35	U	0.32	U	0.29	U	**1**	
BA6DC	BA6DC-SD0204-2211	2	4	**3.3**		0.31	U	**4.1**		0.36	U	0.29	U	0.27	U	0.4	U	**5.3**		**6.1**		**2.6**		**0.72**		0.28	U	0.27	U	0.33	U	0.31	U	0.27	U	**1**	
BA6DC	BA6DC-SD0406-2211	4	6	**4.9**		0.31	U	**4.9**		0.37	U	0.29	U	**11**		0.4	U	**5.1**		**6.4**		**3.1**		**0.93**		0.28	U	0.28	U	0.33	U	0.31	U	0.28	U	0.3	U
BA6DC	BA6DC-SD0608-2211	6	8	**2.6**		0.3	U	**2.5**		0.35	U	0.28	U	0.26	U	0.39	U	**2.9**		**3.9**		**2.6**		**0.54**	**J**	0.27	U	0.26	U	0.32	U	0.29	U	0.26	U	0.29	U
BA6DC	BA6DC-SD0812-2211	8	12	**8**		0.15	U	**7.6**		0.18	U	0.14	U	0.13	U	**1.1**		**7.4**		**9**		**5.3**		**1.6**		**0.97**		0.14	U	0.16	U	0.15	U	0.14	U	**2.2**	
BA6DC	BA6DC-SD1216-2211	12	16	**6.7**		0.15	U	**7.1**		0.17	U	0.14	U	0.13	U	**2.4**		**7.9**		**9.7**		**6.2**		**1.5**		**1**		0.13	U	0.16	U	0.14	U	0.13	U	**2.3**	
BA6DC	BA6DC-SD1620-2211	16	20	**6.3**		0.15	U	**6.5**		0.18	U	0.14	U	0.13	U	0.2	U	**13**		**6.9**		**3.7**		**2.1**		0.14	U	0.14	U	0.16	U	0.15	U	0.14	U	0.15	U
BA6DC	BA6DC-SD2024-2211	20	24	**7.5**		0.15	U	**8.8**		0.18	U	0.14	U	0.13	U	0.2	U	**16**		**9.6**		**6.9**		**1.9**		0.14	U	0.14	U	0.16	U	0.15	U	0.14	U	**2.2**	
BA6DC	BA6DC-SD2428-2211	24	28	**8**		0.15	U	**10**		0.17	U	0.14	U	0.13	U	0.19	U	**20**		**12**		**6.8**		**2.1**		0.13	U	0.13	U	0.16	U	0.15	U	0.13	U	**2.8**	
BA6DC	BA6DC-SD2832-2211	28	32	**7**		0.15	U	**8.3**		0.18	U	0.14	U	0.13	U	**1.6**		**15**		**8.8**		**6.7**		**1.7**		0.14	U	0.14	U	0.16	U	0.15	U	0.14	U	**2.9**	
BA6DC	BA6DC-SD3236-2211	32	36	**12**		0.32	U	**11**		0.37	U	0.3	U	0.27	U	**2**		**13**		**13**		**8**		**2.3**		0.28	U	0.28	U	0.34	U	0.32	U	0.28	U	**3.2**	
BA6DC	BA6DC-SD3640-2211	36	40	**14**		0.31	U	**17**		0.36	U	0.29	U	0.27	U	**3.3**		**18**		**21**		**13**		**6.6**		0.28	U	0.28	U	0.33	U	0.31	U	0.28	U	**5.3**	
BA6DC	BA6DC-SD4044-2211	40	44	**49**		0.33	U	**54**		0.38	U	0.31	U	0.28	U	**11**		**100**		**58**		**40**		**12**		0.29	U	0.29	U	0.35	U	0.33	U	0.29	U	**13**	
BA6DC	BA6DC-SD4448-2211	44	48	**8.9**		0.31	U	**11**		0.36	U	0.29	U	0.26	U	0.4	U	**21**		**9.8**		**7.2**		**1.7**		0.27	U	0.27	U	0.32	U	0.3	U	0.27	U	0.3	U
BA6DC	BA6DC-SD4852-2211	48	52	**2.5**		0.15	U	**3.4**		0.17	U	0.14	U	0.13	U	0.19	U	**5.7**		**4.2**		**2**		**1**		0.13	U	0.13	U	0.16	U	0.15	U	0.13	U	**0.92**	
BA6DC	BA6DC-SD5256-2211	52	56	**6.1**		0.15	U	**6.6**		0.17	U	0.14	U	0.13	U	0.19	U	**14**		**5.5**		**5.4**		**2**		0.13	U	0.13	U	0.16	U	0.15	U	0.13	U	**2.2**	
BA7B	BA7B-SD0002-2211	0	2	**74**		0.36	U	**63**		0.42	U	0.33	U	0.31	U	**11**		**71**		**75**		**44**		**14**		**7.1**		0.32	U	0.38	U	0.35	U	0.32	U	**28**	
BA7B	BA7B-SD0204-2211	2	4	**34**		0.35	U	**29**		0.41	U	0.33	U	0.3	U	0.46	U	**34**		**39**		**22**		**4.7**		**3.3**		0.31	U	0.38	U	0.35	U	0.31	U	**7.8**	
BA7B	BA7B-SD0406-2211	4	6	**100**		0.19	U	**78**		0.22	U	0.17	U	0.16	U	**24**		**80**		**110**		**68**		**22**		**16**		0.17	U	0.2	U	0.19	U	0.17	U	**31**	
BA7B	BA7B-SD0608-2211	6	8	**36**		0.17	U	**37**		0.2	U	0.16	U	0.15	U	**7.6**		**33**		**44**		**29**		**9.7**		**5.9**		**6.8**		0.18	U	0.17	U	0.15	U	**10**	
BA7B	BA7B-SD0812-2211	8	12	**7.6**		0.17	U	**9.5**		0.19	U	0.15	U	0.14	U	**3.6**		**7.1**		**9.4**		**6.3**		**2.8**		0.15	U	0.15	U	0.17	U	0.16	U	0.15	U	**2.4**	
BA7B	BA7B-SD1216-2211	12	16	**3.6**		0.16	U	**3.5**		0.19	U	0.15	U	0.14	U	0.21	U	**3.5**		**4**		**2.4**		**1.2**		0.14	U	0.14	U	0.17	U	**4.2**		0.14	U	**1.1**	
BA7B	BA7B-SD1620-2211	16	20	**0.93**		0.16	U	**1.2**		0.18	U	0.15	U	0.13	U	0.2	U	**1.3**		**0.37**	**J**	**0.75**		0.13	U	0.14	U	0.14	U	0.17	U	0.15	U	0.14	U	0.15	U
BA7B	BA7B-SD2024-2211	20	24	**0.66**		0.15	U	**0.69**		0.18	U	0.14	U	0.13	U	0.2	U	**0.53**	**J**	**0.39**	**J**	**0.27**	**J**	0.13	U	0.14	U	0.14	U	0.16	U	0.15	U	0.14	U	0.15	U
BA7B	BA7B-SD2428-2211	24	28	0.13	U	0.16	U	0.12	U	0.18	U	0.15	U	0.14	U	0.2	U	0.36	U	0.36	U	0.16	U	0.14	U	0.14	U	0.14	U	0.17	U	0.16	U	0.14	U	0.15	U
BA7B	BA7B-SD2832-2211	28	32	0.13	U	0.16	U	0.12	U	0.18	U	0.14	U	0.13	U	0.2	U	0.35	U	0.35	U	0.16	U	0.13	U	0.14	U	0.14	U	0.16	U	0.15	U	0.14	U	0.15	U
BA7B	BA7B-SD3236-2211	32	36	0.13	U	0.15	U	0.12	U	0.18	U	0.14	U	0.13	U	0.2	U	0.35	U	0.35	U	0.16	U	0.13	U	0.14	U	0.14	U	0.16	U	0.15	U	0.14	U	0.15	U
BA7B	BA7B-SD3640-2211	36	40	0.13	U	0.15	U	0.12	U	0.18	U	0.14	U	0.13	U	0.2	U	0.35	U	0.35	U	0.16	U	0.13	U	0.14	U	0.14	U	0.16	U	0.15	U	0.14	U	0.15	U

Table 1. Sediment PCB Results
Second MNR Report
Palos Verdes Shelf
Los Angeles County, California

Location ID	Sample ID	Top of Sample (cm)	Bottom of Sample (cm)	PCB-177	Q	PCB-180	Q	PCB-183	Q	PCB-187	Q	PCB-189	Q	PCB-194	Q	PCB-195	Q	PCB-201	Q	PCB-203	Q	PCB-206	Q	PCB-209	Q	Total PCB - Short List	Q	Total PCB - Expanded List	Q
BA6C	BA6C-SD0002-2211	0	2	**2.5**		**9.5**		**2.2**		**4.5**		0.15	U	0.2	U	0.11	U	0.25	U	**3.2**		**2.6**		**2.3**		**180**		**280**	
BA6C	BA6C-SD0204-2211	2	4	**2**		**7.6**		**1.6**		**3.6**		0.13	U	0.19	U	0.1	U	**0.3**	**J**	**2**		**2.4**		**3.8**		**150**		**220**	**J**
BA6C	BA6C-SD0406-2211	4	6	0.31	U	**7.9**		**2.2**		**3.3**		0.26	U	0.37	U	0.2	U	0.46	U	0.23	U	0.37	U	0.31	U	**130**		**220**	
BA6C	BA6C-SD0608-2211	6	8	**1.8**		**9.6**		**1.9**		**4.2**		0.12	U	**3**		0.091	U	**0.52**		**4.5**		**2.3**		**2.3**		**190**		**290**	
BA6C	BA6C-SD0812-2211	8	12	**2.9**		**12**		**2.6**		**5.9**		0.12	U	**5.9**		0.097	U	0.22	U	**4.7**		**2.2**		**6.5**		**270**		**430**	
BA6C	BA6C-SD1216-2211	12	16	**5.4**		**30**		**6**		**13**		0.18	U	**8.2**		0.14	U	0.32	U	**5**		**3.5**		**5.1**		**440**		**720**	
BA6C	BA6C-SD1620-2211	16	20	**6.5**	**J**	**33**	**J**	**6.6**	**J**	**14**	**J**	0.12	UJ	**14**	**J**	0.096	UJ	0.21	UJ	**9.5**	**J**	**4.3**	**J**	**6.2**	**J**	**470**	**J**	**750**	**J**
BA6C	BA6C-SD2024-2211	20	24	**7.4**		**30**		**4.9**		**16**		0.15	U	0.22	U	0.12	U	0.27	U	**17**		0.22	U	**29**		**550**		**880**	
BA6C	BA6C-SD2428-2211	24	28	0.13	U	**1.1**		0.17	U	0.12	U	0.11	U	0.16	U	0.087	U	0.19	U	0.097	U	0.16	U	0.13	U	**13**	**J**	**21**	**J**
BA6C	BA6C-SD2832-2211	28	32	**22**		**75**		**21**		**45**		0.38	U	0.53	U	0.29	U	**3.6**		**25**		0.53	U	**23**		**1700**		**2700**	
BA6C	BA6C-SD3236-2211	32	36	**20**		**56**		**16**		**29**		1.4	U	**18**		1.1	U	**4.1**		**32**		**10**		**18**		**2700**		**4500**	
BA6C	BA6C-SD3640-2211	36	40	**33**	**J**	**140**	**J**	**29**	**J**	**62**	**J**	0.34	U	**42**	**J**	**29**	**J**	**3.7**	**J**	**56**	**J**	**23**	**J**	**17**	**J**	**3400**	**J**	**5600**	**J**
BA6C	BA6C-SD4044-2211	40	44	**34**		**170**		**33**		**75**		0.92	U	**59**		0.72	U	1.6	U	**55**		**17**		**54**		**2900**		**4500**	
BA6C	BA6C-SD4448-2211	44	48	**16**		**60**		**14**		**26**		0.17	U	**12**		**11**		**2.1**		**20**		**11**		**22**		**1000**		**1500**	
BA6C	BA6C-SD4852-2211	48	52	**6.5**		**26**		**6**		**13**		0.13	U	**7.6**		**4.2**		**1.7**		**6.2**		**5.9**		**8.1**		**390**		**620**	
BA6C	BA6C-SD5256-2211	52	56	**6.9**		**30**		**7.4**		**17**		0.13	U	**9.7**		0.098	U	0.22	U	**15**		**5**		**13**		**770**		**1200**	
BA6C	BA6C-SD5660-2211	56	60	0.13	U	0.11	U	0.17	U	0.12	U	0.11	U	0.15	U	0.086	U	0.19	U	0.096	U	0.16	U	0.13	U	**1.5**	**J**	**2.4**	**J**
BA6C	BA6C-SD6064-2211	60	64	0.14	U	0.13	U	0.19	U	0.14	U	0.12	U	0.17	U	0.095	U	0.21	U	0.11	U	0.17	U	0.14	U	**5.2**		**7.4**	
BA6C	BA6C-SD6468-2211	64	68	0.13	U	0.11	U	0.17	U	0.12	U	0.11	U	0.15	U	0.086	U	0.19	U	0.096	U	0.16	U	0.13	U	**0.31**		**0.83**	**J**
BA6DC	BA6DC-SD0002-2211	0	2	**0.56**	**J**	**1.2**		0.38	U	**0.42**	**J**	0.24	U	0.34	U	0.19	U	0.43	U	0.21	U	0.35	U	0.29	U	**17**	**J**	**26**	**J**
BA6DC	BA6DC-SD0204-2211	2	4	**0.94**		**2.7**		0.36	U	**0.86**		0.23	U	0.33	U	0.18	U	0.41	U	0.2	U	0.33	U	0.27	U	**32**		**49**	
BA6DC	BA6DC-SD0406-2211	4	6	**1.5**		**3.2**		**0.72**		**1.3**		0.23	U	0.33	U	**1.7**		0.41	U	0.2	U	0.33	U	0.27	U	**50**		**71**	**J**
BA6DC	BA6DC-SD0608-2211	6	8	0.26	U	**2**		0.34	U	**0.73**		0.22	U	0.31	U	0.17	U	0.39	U	0.19	U	0.32	U	0.26	U	**20**		**32**	**J**
BA6DC	BA6DC-SD0812-2211	8	12	**1.2**		**4.2**		**0.89**		**2**		0.11	U	0.16	U	0.09	U	0.2	U	**2.2**		0.16	U	**2**		**60**		**97**	
BA6DC	BA6DC-SD1216-2211	12	16	**1.5**		**4.4**		**1.5**		**2.6**		0.11	U	0.15	U	0.086	U	0.19	U	**2.5**		0.16	U	**3.2**		**69**		**110**	
BA6DC	BA6DC-SD1620-2211	16	20	**1.1**		**3.2**		**1.4**		**1.8**		0.11	U	0.16	U	0.09	U	0.2	U	0.1	U	0.16	U	0.13	U	**58**		**90**	
BA6DC	BA6DC-SD2024-2211	20	24	**1.1**		**5.3**		**1.8**		**3**		0.11	U	0.16	U	0.09	U	0.2	U	**3.6**		0.16	U	0.13	U	**78**		**120**	
BA6DC	BA6DC-SD2428-2211	24	28	**1.8**		**6.3**		**1.7**		**3**		0.11	U	0.16	U	0.087	U	0.19	U	**2.1**		0.16	U	0.13	U	**97**		**150**	
BA6DC	BA6DC-SD2832-2211	28	32	**1.4**		**5.1**		**1.2**		**2.4**		0.11	U	0.16	U	0.09	U	0.2	U	**2.6**		0.16	U	**2.9**		**87**		**130**	
BA6DC	BA6DC-SD3236-2211	32	36	**2.6**		**5.5**		**1.3**		**3.9**		0.24	U	0.33	U	0.19	U	0.42	U	**1.9**		0.34	U	**3.5**		**92**	**J**	**150**	**J**
BA6DC	BA6DC-SD3640-2211	36	40	**2.7**		**9.7**		**2.6**		**5.3**		0.23	U	0.33	U	0.18	U	**0.83**		**2.9**		**2.6**		**5.6**		**140**	**J**	**230**	**J**
BA6DC	BA6DC-SD4044-2211	40	44	**8.7**		**25**		**7.9**		**15**		0.25	U	0.34	U	0.19	U	0.43	U	**9.3**		**3.7**		0.29	U	**510**		**800**	
BA6DC	BA6DC-SD4448-2211	44	48	**1.1**		**5.6**		**0.98**		**2**		0.23	U	0.32	U	0.18	U	0.4	U	0.2	U	0.32	U	0.27	U	**92**		**150**	
BA6DC	BA6DC-SD4852-2211	48	52	0.13	U	**1.8**		0.17	U	**1.2**		0.11	U	0.15	U	0.086	U	0.19	U	0.096	U	0.16	U	0.13	U	**30**		**46**	
BA6DC	BA6DC-SD5256-2211	52	56	**1.2**		**4.3**		**0.84**		**1.9**		0.11	U	0.16	U	0.087	U	0.2	U	0.098	U	0.16	U	0.13	U	**66**		**100**	
BA7B	BA7B-SD0002-2211	0	2	**10**		**46**		**8.7**		**20**		0.27	U	**11**		0.21	U	**1.7**		**11**		**8.7**		**9.1**		**570**		**900**	
BA7B	BA7B-SD0204-2211	2	4	**7.5**		**18**		**5.6**		**9.3**		0.26	U	0.37	U	0.21	U	0.46	U	**9.3**		0.38	U	**6.3**		**270**		**440**	
BA7B	BA7B-SD0406-2211	4	6	**10**		**61**		**13**		**31**		0.14	U	**13**		**17**		**2.4**		**11**		**8.7**		**6.8**		**860**		**1300**	
BA7B	BA7B-SD0608-2211	6	8	**6.3**		**26**		**5.3**		**13**		0.13	U	**4.9**		0.099	U	0.22	U	**4.7**		**4.2**		**3**		**340**		**520**	
BA7B	BA7B-SD0812-2211	8	12	**1.3**		**6**		**1.3**		**2.7**		0.12	U	**1.9**		0.096	U	0.21	U	**1.2**		**1.4**		**1.8**		**79**		**120**	
BA7B	BA7B-SD1216-2211	12	16	0.14	U	**2.4**		**0.63**		**1.2**		0.12	U	**0.95**		0.093	U	0.21	U	0.1	U	0.17	U	**0.67**		**35**		**59**	
BA7B	BA7B-SD1620-2211	16	20	0.14	U	**0.67**		0.18	U	0.13	U	0.12	U	0.16	U	0.092	U	0.2	U	0.1	U	0.17	U	0.14	U	**6.6**	**J**	**11**	**J**
BA7B	BA7B-SD2024-2211	20	24	0.14	U	0.12	U	0.18	U	0.13	U	0.11	U	0.16	U	0.09	U	0.2	U	0.1	U	0.16	U	0.13	U	**4.3**	**J**	**7.1**	**J**
BA7B	BA7B-SD2428-2211	24	28	0.14	U	0.12	U	0.18	U	0.13	U	0.12	U	0.17	U	0.092	U	0.21	U	0.1	U	0.17	U	0.14	U	0	U	0	U
BA7B	BA7B-SD2832-2211	28	32	0.14	U	0.12	U	0.18	U	0.13	U	0.12	U	0.16	U	0.091	U	0.2	U	0.1	U	0.16	U	0.14	U	0	U	0	U
BA7B	BA7B-SD3236-2211	32	36	0.14	U	0.12	U	0.18	U	0.13	U	0.11	U	0.16	U	0.09	U	0.2	U	0.1	U	0.16	U	0.13	U	0	U	0	U
BA7B	BA7B-SD3640-2211	36	40	0.14	U	0.12	U	0.18	U	0.13	U	0.12	U	0.16	U	0.09	U	0.2	U	0.1	U	0.16	U	0.13	U	0	U	0	U

Table 1. Sediment PCB Results
Second MNR Report
Palos Verdes Shelf
Los Angeles County, California

Location ID	Sample ID	Top of Sample (cm)	Bottom of Sample (cm)	PCB-5/8	Q	PCB-18	Q	PCB-28	Q	PCB-31	Q	PCB-37	Q	PCB-44	Q	PCB-49	Q	PCB-52	Q	PCB-66	Q	PCB-70	Q	PCB-74	Q	PCB-77	Q	PCB-81	Q	PCB-87	Q	PCB-99	Q	PCB-101	Q	PCB-105	Q
BA7C	BA7C-SD0002-2211	0	2	0.35	U	0.29	U	**3.8**		**6**		0.24	U	**9.3**		**7.4**		**12**		**15**		**16**		**7.9**		**1.6**		0.27	U	**7.7**		**8**		**19**		**8.2**	
BA7C	BA7C-SD0204-2211	2	4	**0.8**		**1.7**		**5**		**5.8**		0.12	U	**9.9**		**6**		**9.2**		**13**		**13**		**5.7**		**1.9**		0.13	U	**8.7**		**8**		**15**		**7.8**	
BA7C	BA7C-SD0406-2211	4	6	**0.48**	**J**	**2.5**		**4.5**		**3.4**		**2.5**		**5.5**		**5.7**		**6.9**		**12**		**11**		**5.1**		0.17	U	0.15	U	**8.5**		**6.8**		**13**		**8.7**	
BA7C	BA7C-SD0608-2211	6	8	**0.54**	**J**	**2.6**		**4.5**		**3.4**		0.12	U	**6.7**		**6.6**		**8.4**		**13**		**12**		**6.1**		0.14	U	0.13	U	**8.3**		**5.8**		**16**		**5.9**	
BA7C	BA7C-SD0812-2211	8	12	**0.49**	**J**	**1.6**		**3.4**		**2.6**		0.11	U	**4.7**		**4.5**		**5.5**		**10**		**8.9**		**4.8**		0.14	U	0.12	U	**6.5**		**4.9**		**11**		**6.2**	
BA7C	BA7C-SD1216-2211	12	16	**0.18**	**J**	**0.96**		**1.6**		**1.1**		0.11	U	**1.8**		**1.6**		**2.4**		**3.4**		**3.2**		**1.7**		0.13	U	0.12	U	**1.8**		**1.7**		**3.7**		**0.97**	
BA7C	BA7C-SD1620-2211	16	20	**0.99**		**4.2**		**9.3**		**7.6**		**3.1**		**16**		**11**		**15**		**25**		**22**		**11**		0.15	U	0.13	U	**17**		**13**		**27**		**18**	
BA7C	BA7C-SD2024-2211	20	24	**4.8**		**15**		**26**		**41**		**9.7**		**47**		**29**		**55**		**73**		**74**		**36**		**11**		0.29	U	**56**		**39**		**78**		**47**	
BA7C	BA7C-SD2428-2211	24	28	**3.3**		**11**		**28**		**47**		0.26	U	**61**		**32**		**69**		**100**		**89**		**47**		**20**		0.29	U	**82**		**47**		**100**		**42**	
BA7C	BA7C-SD2832-2211	28	32	**7.2**		**17**		**46**		**83**		0.31	U	**97**		**46**		**99**		**150**		**170**		**100**		**31**		0.34	U	**110**		**82**		**150**		**69**	
BA7C	BA7C-SD3236-2211	32	36	**3.7**		**31**		**61**		**60**		0.34	U	**86**		**47**		**120**		**180**		**160**		**140**		**52**		0.37	U	**110**		**160**		**180**		**110**	
BA7C	BA7C-SD3640-2211	36	40	**11**		**34**		**110**		**130**		0.36	U	**200**		**120**		**220**		**420**		**330**		**200**		**100**		0.4	U	**170**		**260**		**410**		**290**	
BA7C	BA7C-SD4044-2211	40	44	**39**		**250**		**450**		**380**		**130**		**710**		**410**		**710**		**900**		**1000**		**500**		**140**		1.1	U	**390**		**400**		**730**		**490**	
BA7C	BA7C-SD4448-2211	44	48	**110**		**650**		**1100**		**2100**		**440**		**2300**		**1300**		**1100**		**1000**		**1300**		**1700**		**580**		1.1	U	**1100**		**1400**		**980**		**1900**	
BA7C	BA7C-SD4852-2211	48	52	**38**		**240**		**340**		**230**		1.2	U	**590**		**340**		**610**		**960**		**660**		**430**		1.4	U	1.3	U	**170**		**590**		**660**		**550**	
BA7C	BA7C-SD5256-2211	52	56	**20**		**160**		**240**		**210**		**97**		**370**		**250**		**430**		**490**		**560**		**260**		1.4	U	1.3	U	**290**		**260**		**540**		**520**	
BA7C	BA7C-SD5660-2211	56	60	**8.2**		**65**		**88**		**110**		**37**		**190**		**110**		**230**		**260**		**290**		**130**		0.99	U	0.9	U	**170**		**150**		**330**		**270**	
BA7C	BA7C-SD6064-2211	60	64	**6.6**		**60**		**78**		**72**		**32**		**120**		**81**		**170**		**170**		**220**		**97**		1.1	U	0.98	U	**190**		**110**		**260**		**160**	
BA7C	BA7C-SD6468-2211	64	68	**2.6**		**20**		**37**		**29**		**10**		**65**		**34**		**61**		**77**		**88**		**47**		0.19	U	0.18	U	**29**		**44**		**94**		**65**	
BA7C	BA7C-SD6872-2211	68	72	**0.42**	**J**	**1.3**		**1.7**		**0.77**		0.11	U	**1.6**		**0.95**		**1.9**		**1.2**		**1.9**		**1.4**		0.13	U	0.12	U	0.17	U	**1.1**		**2.1**		0.15	U
BA7C	BA7C-SD7276-2211	72	76	**0.51**	**J**	**1.7**		**2.7**		**2.2**		0.12	U	**3.6**		**2.2**		**4.5**		**4.4**		**4.5**		**2.4**		0.14	U	0.13	U	**2.7**		**2.7**		**5**		**2.4**	
BA7DC	BA7DC-SD0002-2211	0	2	0.17	U	0.14	U	**0.41**		**0.4**		0.12	U	**0.49**		**0.48**		**0.44**		**1.6**		**1.1**		**0.73**		0.14	U	0.13	U	**0.9**		**0.87**		**1.8**		**0.96**	
BA7DC	BA7DC-SD0204-2211	2	4	0.21	U	0.17	U	**0.52**		0.07	U	0.15	U	**0.53**		**0.57**		**0.99**		**2.2**		**1.5**		**0.87**		0.18	U	0.16	U	**0.8**		**1.3**		**2.2**		**1.9**	
BA7DC	BA7DC-SD0406-2211	4	6	0.15	U	0.13	U	**0.72**		**0.58**		0.11	U	**0.78**		**0.81**		**1.7**		**2.1**		**2.1**		**0.9**		0.13	U	0.12	U	**1.1**		**1.3**		**3.2**		**1.9**	
BA7DC	BA7DC-SD0608-2211	6	8	0.15	U	0.13	U	**1.7**		**1.7**		0.11	U	**2.2**		**1.9**		**1.8**		**4.9**		**4.1**		**1.3**		0.13	U	0.12	U	**3.9**		**4.3**		**3.7**		**3.9**	
BA7DC	BA7DC-SD0812-2211	8	12	**0.16**	**J**	0.13	U	**0.87**		**0.4**		0.11	U	**0.9**		**0.68**		**1.4**		**2.1**		**2**		**1.1**		0.13	U	0.12	U	**1.3**		**1.4**		**3.2**		**1.5**	
BA7DC	BA7DC-SD1216-2211	12	16	**0.32**	**J**	0.12	U	**1.5**		**0.73**		0.1	U	**1.1**		**1.4**		**1.9**		**3.4**		**2.6**		**1.2**		0.13	U	0.12	U	**1.5**		**1.5**		**4.3**		**1.7**	
BA7DC	BA7DC-SD1620-2211	16	20	0.14	U	0.12	U	**0.91**		0.048	U	0.1	U	**0.9**		**0.93**		**1.4**		**2.2**		**1.7**		**1.2**		0.12	U	0.11	U	**1**		**1.7**		**2.8**		**1.4**	
BA8B	BA8B-SD0002-2211	0	2	**3.9**		0.35	U	**12**		**14**		0.29	U	**32**		**19**		**37**		**52**		**43**		**25**		0.35	U	0.32	U	**39**		**35**		**61**		**30**	
BA8B	BA8B-SD0204-2211	2	4	**13**		**23**		**59**		**63**		**17**		**120**		**77**		**130**		**200**		**170**		**98**		**38**		0.34	U	**120**		**110**		**200**		**160**	
BA8B	BA8B-SD0406-2211	4	6	**20**		**48**		**180**		**140**		**57**		**280**		**140**		**350**		**530**		**470**		**210**		**100**		0.35	U	**300**		**300**		**490**		**350**	
BA8B	BA8B-SD0608-2211	6	8	**45**		**130**		**250**		**240**		**53**		**560**		**320**		**630**		**590**		**780**		**340**		**99**		1.9	U	**390**		**310**		**650**		**410**	
BA8B	BA8B-SD0812-2211	8	12	**14**		**55**		**110**		**41**		0.15	U	**120**		**39**		**110**		**230**		**92**		**77**		0.18	U	0.16	U	**27**		**210**		**140**		**100**	
BA8B	BA8B-SD1216-2211	12	16	**2.6**		**3.7**		**6.8**		**6.8**		0.12	U	**10**		**7.6**		**12**		**13**		**12**		**6.4**		0.15	U	0.13	U	**7.6**		**8.1**		**16**		**8.5**	
BA8B	BA8B-SD1620-2211	16	20	**0.96**		**1.3**		**2.1**		**1.1**		0.12	U	**2.9**		**2.3**		**3.7**		**4.3**		**3.7**		**2.1**		0.14	U	0.13	U	**2.2**		**2.5**		**5.3**		**2**	
BA8B	BA8B-SD2024-2211	20	24	**0.37**	**J**	0.14	U	**0.71**		**0.4**		0.12	U	**0.77**		**0.63**		**1.3**		**1.1**		**1.3**		**0.69**		0.14	U	0.13	U	**0.66**		**0.82**		**1.4**		**0.47**	
BA8B	BA8B-SD2428-2211	24	28	0.17	U	0.14	U	0.15	U	0.055	U	0.12	U	**0.48**		**0.34**		**0.84**		**0.54**		**0.52**		**0.29**		0.14	U	0.13	U	**0.38**		**0.58**		**0.81**		0.15	U
BA8B	BA8B-SD2832-2211	28	32	0.18	U	**0.2**	**J**	**0.84**		**0.27**	**J**	0.12	U	**1**		**0.81**		**1.4**		**1.6**		**1.1**		**0.86**		0.15	U	0.14	U	**0.53**		**1**		**1.6**		**0.78**	
BA8B	BA8B-SD3236-2211	32	36	**0.24**	**J**	**0.51**		**1.1**		**0.48**		0.11	U	**1.7**		**1.4**		**2.2**		**2.6**		**2.8**		**1.2**		0.13	U	0.12	U	**1.3**		**1.7**		**3.2**		**1.9**	
BA8B	BA8B-SD3640-2211	36	40	0.16	U	0.13	U	0.14	U	0.052	U	0.11	U	0.16	U	0.15	U	0.11	U	0.15	U	0.13	U	0.14	U	0.13	U	0.12	U	0.17	U	0.12	U	0.15	U	0.15	U
BA8B	BA8B-SD4044-2211	40	44	0.21	U	0.18	U	0.19	U	0.071	U	0.15	U	0.22	U	0.2	U	0.15	U	0.21	U	0.17	U	0.19	U	0.18	U	0.16	U	0.23	U	0.16	U	0.2	U	0.2	U
BA8B	BA8B-SD4448-2211	44	48	0.16	U	0.13	U	0.14	U	0.053	U	0.11	U	0.17	U	0.15	U	0.11	U	0.15	U	0.13	U	0.14	U	0.13	U	0.12	U	0.17	U	0.12	U	0.15	U	0.15	U
BA8B	BA8B-SD4852-2211	48	52	0.19	U	0.15	U	0.16	U	0.062	U	0.13	U	**0.48**		**0.24**	**J**	**0.48**		**0.4**		**0.36**		**0.23**	**J**	0.16	U	0.14	U	0.2	U	**0.4**		**0.36**		0.17	U
BA8B	BA8B-SD5256-2211	52	56	0.17	U	0.14	U	0.15	U	0.13	U	0.12	U	0.18	U	0.16	U	0.12	U	0.16	U	0.14	U	0.15	U	0.14	U	0.13	U	0.19	U	0.13	U	0.16	U	0.16	U

Table 1. Sediment PCB Results
Second MNR Report
Palos Verdes Shelf
Los Angeles County, California

Location ID	Sample ID	Top of Sample (cm)	Bottom of Sample (cm)	PCB-110	Q	PCB-114	Q	PCB-118	Q	PCB-119	Q	PCB-123	Q	PCB-126	Q	PCB-128	Q	PCB-132/153	Q	PCB-138/158	Q	PCB-149	Q	PCB-151	Q	PCB-156	Q	PCB-157	Q	PCB-167	Q	PCB-168	Q	PCB-169	Q	PCB-170	Q
BA7C	BA7C-SD0002-2211	0	2	**19**		0.33	U	**19**		0.38	U	0.3	U	0.28	U	0.42	U	**18**		**20**		**11**		**2.6**		0.29	U	0.29	U	0.35	U	0.32	U	0.29	U	0.32	U
BA7C	BA7C-SD0204-2211	2	4	**18**		0.16	U	**15**		0.18	U	0.15	U	0.14	U	**3.6**		**16**		**20**		**9.6**		**2.2**		**3**		0.14	U	0.17	U	0.16	U	0.14	U	**6**	
BA7C	BA7C-SD0406-2211	4	6	**12**		0.19	U	**13**		0.22	U	0.17	U	0.16	U	**3.7**		**12**		**15**		**9.3**		**3.1**		**2.5**		0.16	U	0.2	U	0.18	U	0.16	U	**3.1**	
BA7C	BA7C-SD0608-2211	6	8	**13**		0.16	U	**16**		0.18	U	0.15	U	0.13	U	**3.2**		**12**		**15**		**9.6**		**3.7**		**3**		0.14	U	0.17	U	0.16	U	0.14	U	**3.3**	
BA7C	BA7C-SD0812-2211	8	12	**10**		0.15	U	**11**		0.18	U	0.14	U	0.13	U	**2.9**		**9**		**12**		**7.1**		**2.8**		**1.6**		0.13	U	0.16	U	0.15	U	0.13	U	**2.7**	
BA7C	BA7C-SD1216-2211	12	16	**3.3**		0.15	U	**5.7**		0.17	U	0.14	U	0.13	U	0.19	U	**2.9**		**3.3**		**2.1**		**0.83**		0.13	U	0.13	U	0.16	U	0.14	U	0.13	U	**0.82**	
BA7C	BA7C-SD1620-2211	16	20	**24**		0.16	U	**26**		0.19	U	0.15	U	0.14	U	**7.6**		**22**		**28**		**19**		**6.7**		**4.1**		**5.6**		0.17	U	**26**		0.14	U	**6.7**	
BA7C	BA7C-SD2024-2211	20	24	**96**		0.35	U	**79**		0.41	U	0.32	U	0.3	U	**14**		**80**		**86**		**56**		**16**		**10**		0.31	U	0.37	U	0.34	U	0.31	U	**26**	
BA7C	BA7C-SD2428-2211	24	28	**94**		0.35	U	**120**		0.41	U	0.32	U	0.3	U	**19**		**100**		**130**		**79**		**20**		**19**		0.31	U	0.37	U	0.34	U	0.31	U	**25**	
BA7C	BA7C-SD2832-2211	28	32	**130**		0.42	U	**180**		0.49	U	0.39	U	0.36	U	0.54	U	**150**		**200**		**120**		**40**		0.37	U	0.37	U	0.44	U	0.41	U	0.37	U	**56**	
BA7C	BA7C-SD3236-2211	32	36	**190**		0.46	U	**220**		0.53	U	0.42	U	0.39	U	**49**		**240**		**180**		**180**		**100**		0.41	U	0.4	U	0.48	U	0.45	U	0.4	U	0.44	U
BA7C	BA7C-SD3640-2211	36	40	**380**		0.49	U	**510**		0.57	U	0.45	U	0.42	U	0.63	U	**460**		**570**		**320**		**120**		0.43	U	0.43	U	**75**		0.48	U	0.43	U	**83**	
BA7C	BA7C-SD4044-2211	40	44	**910**		1.3	U	**780**		1.5	U	1.2	U	1.1	U	**150**		**560**		**750**		**520**		**150**		**110**		1.2	U	**90**		1.3	U	1.2	U	**210**	
BA7C	BA7C-SD4448-2211	44	48	**1100**		1.4	U	**870**		1.6	U	1.3	U	1.2	U	**610**		**2700**		**3300**		**2000**		**600**		**590**		1.2	U	1.5	U	1.4	U	1.2	U	**390**	
BA7C	BA7C-SD4852-2211	48	52	**1200**		1.6	U	**750**		1.9	U	1.5	U	1.4	U	**310**		**790**		**1000**		**680**		**240**		1.4	U	1.4	U	1.7	U	1.6	U	1.4	U	**340**	
BA7C	BA7C-SD5256-2211	52	56	**640**		1.6	U	**610**		1.9	U	1.5	U	1.4	U	**160**		**590**		**790**		**490**		**150**		**94**		1.4	U	1.7	U	1.6	U	1.4	U	**180**	
BA7C	BA7C-SD5660-2211	56	60	**420**		1.1	U	**400**		1.3	U	1	U	0.95	U	**110**		**400**		**540**		**350**		**110**		**65**		0.97	U	1.2	U	1.1	U	0.97	U	**110**	
BA7C	BA7C-SD6064-2211	60	64	**290**		1.2	U	**270**		1.4	U	1.1	U	1	U	**81**		**300**		**390**		**250**		**81**		**44**		1	U	**18**		1.2	U	1	U	**80**	
BA7C	BA7C-SD6468-2211	64	68	**120**		0.22	U	**90**		0.25	U	0.2	U	0.19	U	**26**		**92**		**110**		**77**		**24**		**15**		0.19	U	0.23	U	**110**		0.19	U	**30**	
BA7C	BA7C-SD6872-2211	68	72	**1.3**		0.15	U	**2**		0.18	U	0.14	U	0.13	U	0.19	U	**1.3**		**1.7**		**1.2**		0.13	U	0.13	U	0.13	U	0.16	U	0.15	U	0.13	U	0.15	U
BA7C	BA7C-SD7276-2211	72	76	**4.5**		0.16	U	**4.3**		0.18	U	0.14	U	0.13	U	0.2	U	**3.3**		**4.4**		**2.8**		**1.3**		0.14	U	0.14	U	0.16	U	0.15	U	0.14	U	**1.1**	
BA7DC	BA7DC-SD0002-2211	0	2	**1.5**		0.15	U	**1.8**		0.18	U	0.14	U	0.13	U	0.2	U	**1.6**		**2**		**1.1**		0.13	U	0.14	U	0.14	U	0.16	U	0.15	U	0.14	U	0.15	U
BA7DC	BA7DC-SD0204-2211	2	4	**2**		0.2	U	**2.5**		0.23	U	0.18	U	0.17	U	0.26	U	**2.1**		**2.7**		**1.7**		0.17	U	0.18	U	0.17	U	0.21	U	0.2	U	0.17	U	**0.63**	
BA7DC	BA7DC-SD0406-2211	4	6	**2.6**		0.15	U	**3.2**		0.17	U	0.13	U	0.12	U	**0.94**		**2.5**		**3.6**		**1.9**		**0.81**		**0.5**		0.13	U	0.15	U	0.14	U	0.13	U	**0.93**	
BA7DC	BA7DC-SD0608-2211	6	8	**7**		0.14	U	**6.8**		0.17	U	0.13	U	0.12	U	0.19	U	**7.2**		**10**		**6.3**		0.12	U	0.13	U	0.13	U	0.15	U	0.14	U	0.13	U	0.14	U
BA7DC	BA7DC-SD0812-2211	8	12	**2.6**		0.14	U	**3.1**		0.17	U	0.13	U	0.12	U	0.19	U	**2.4**		**3.4**		**2.4**		**0.87**		0.13	U	0.13	U	0.15	U	0.14	U	0.13	U	**0.76**	
BA7DC	BA7DC-SD1216-2211	12	16	**3.2**		0.14	U	**4.1**		0.16	U	0.13	U	0.12	U	**0.98**		**3.3**		**3.9**		**2.3**		**1.1**		0.13	U	0.12	U	0.15	U	0.14	U	0.12	U	**1.2**	
BA7DC	BA7DC-SD1620-2211	16	20	**2.2**		0.13	U	**3.2**		0.16	U	0.13	U	0.12	U	0.17	U	**2.2**		**3.4**		**1.7**		**0.78**		0.12	U	0.12	U	0.14	U	0.13	U	0.12	U	**0.64**	
BA8B	BA8B-SD0002-2211	0	2	**58**		0.39	U	**69**		0.46	U	0.36	U	0.34	U	**17**		**78**		**100**		**49**		**11**		**11**		0.34	U	0.41	U	0.39	U	0.35	U	**28**	
BA8B	BA8B-SD0204-2211	2	4	**310**		0.42	U	**240**		0.49	U	0.39	U	0.36	U	**45**		**250**		**270**		**160**		**40**		**34**		0.37	U	0.44	U	0.41	U	0.37	U	**70**	
BA8B	BA8B-SD0406-2211	4	6	**590**		0.42	U	**530**		0.49	U	0.39	U	0.36	U	**130**		**570**		**640**		**410**		**150**		0.38	U	0.37	U	0.45	U	0.42	U	0.37	U	**150**	
BA8B	BA8B-SD0608-2211	6	8	**740**		2.3	U	**660**		2.7	U	2.1	U	2	U	**150**		**620**		**960**		**500**		**160**		**120**		2	U	2.4	U	2.3	U	2	U	**290**	
BA8B	BA8B-SD0812-2211	8	12	**100**		0.2	U	**230**		0.23	U	0.18	U	0.17	U	**60**		**170**		**270**		**140**		**23**		0.17	U	0.17	U	0.21	U	**210**		0.17	U	**140**	
BA8B	BA8B-SD1216-2211	12	16	**19**		0.16	U	**15**		0.19	U	0.15	U	0.14	U	**4.1**		**15**		**20**		**14**		**4.9**		**1.9**		0.14	U	0.17	U	0.16	U	0.14	U	**4.4**	
BA8B	BA8B-SD1620-2211	16	20	**4.7**		0.16	U	**4**		0.18	U	0.15	U	0.14	U	0.2	U	**4.3**		**5.3**		**3.5**		**1.7**		0.14	U	0.14	U	0.17	U	0.16	U	0.14	U	**1.3**	
BA8B	BA8B-SD2024-2211	20	24	**1.4**		0.16	U	**1.5**		0.18	U	0.15	U	0.14	U	0.2	U	**1.3**		**1.4**		**1.1**		**0.55**		0.14	U	0.14	U	0.17	U	0.16	U	0.14	U	**0.33**	
BA8B	BA8B-SD2428-2211	24	28	**0.74**		0.15	U	**0.73**		0.18	U	0.14	U	0.13	U	0.2	U	**0.65**		**0.8**		**0.54**		0.13	U	0.14	U	0.14	U	0.16	U	0.15	U	0.14	U	0.15	U
BA8B	BA8B-SD2832-2211	28	32	**1.6**		0.17	U	**1.5**		0.19	U	0.15	U	0.14	U	0.21	U	**1.3**		**1.7**		**1.2**		0.14	U	0.15	U	0.15	U	0.18	U	0.16	U	0.15	U	**0.36**	
BA8B	BA8B-SD3236-2211	32	36	**3.1**		0.15	U	**3.7**		0.17	U	0.14	U	0.13	U	**0.83**		**2.3**		**3.1**		**2**		**0.87**		0.13	U	0.13	U	0.16	U	0.15	U	0.13	U	**0.91**	
BA8B	BA8B-SD3640-2211	36	40	0.12	U	0.15	U	0.11	U	0.17	U	0.14	U	0.13	U	0.19	U	0.33	U	0.33	U	0.15	U	0.13	U	0.13	U	0.13	U	0.16	U	0.15	U	0.13	U	0.14	U
BA8B	BA8B-SD4044-2211	40	44	0.17	U	0.2	U	0.15	U	0.23	U	0.19	U	0.17	U	0.26	U	0.45	U	0.45	U	0.2	U	0.17	U	0.18	U	0.18	U	0.21	U	0.2	U	0.18	U	0.19	U
BA8B	BA8B-SD4448-2211	44	48	0.12	U	0.15	U	0.11	U	0.17	U	0.14	U	0.13	U	0.19	U	0.34	U	0.34	U	0.15	U	0.13	U	0.13	U	0.13	U	0.16	U	0.15	U	0.13	U	0.15	U
BA8B	BA8B-SD4852-2211	48	52	**0.28**	**J**	0.17	U	**0.33**		0.2	U	0.16	U	0.15	U	0.22	U	0.39	U	0.4	U	0.18	U	0.15	U	0.15	U	0.15	U	0.18	U	0.17	U	0.15	U	0.17	U
BA8B	BA8B-SD5256-2211	52	56	0.13	U	0.16	U	0.12	U	0.19	U	0.15	U	0.14	U	0.21	U	0.36	U	0.36	U	0.16	U	0.14	U	0.14	U	0.14	U	0.17	U	0.16	U	0.14	U	0.16	U

Table 1. Sediment PCB Results
Second MNR Report
Palos Verdes Shelf
Los Angeles County, California

Location ID	Sample ID	Top of Sample (cm)	Bottom of Sample (cm)	PCB-177	Q	PCB-180	Q	PCB-183	Q	PCB-187	Q	PCB-189	Q	PCB-194	Q	PCB-195	Q	PCB-201	Q	PCB-203	Q	PCB-206	Q	PCB-209	Q	Total PCB - Short List	Q	Total PCB - Expanded List	Q
BA7C	BA7C-SD0002-2211	0	2	**2.2**		**8.3**		**3.9**		**5**		0.24	U	0.34	U	0.19	U	0.43	U	0.21	U	0.35	U	0.29	U	**140**		**230**	
BA7C	BA7C-SD0204-2211	2	4	**1.9**		**8.3**		**1.9**		**3.8**		0.12	U	**2.9**		0.092	U	0.21	U	**3**		0.17	U	**3.4**		**140**		**230**	
BA7C	BA7C-SD0406-2211	4	6	**1.8**		**8.3**		**2**		**3.9**		0.14	U	0.19	U	0.11	U	0.24	U	**1.3**		0.2	U	**1.1**		**120**	**J**	**190**	**J**
BA7C	BA7C-SD0608-2211	6	8	**2**		**8.7**		**2.4**		**4.3**		0.12	U	**2.6**		0.092	U	0.2	U	**1.4**		**1.2**		**1.2**		**130**	**J**	**200**	**J**
BA7C	BA7C-SD0812-2211	8	12	**1.6**		**7.2**		**1.5**		**3**		0.11	U	**1.9**		0.089	U	0.2	U	**1.2**		**0.76**		**0.39**		**93**	**J**	**150**	**J**
BA7C	BA7C-SD1216-2211	12	16	**0.46**		**2**		**0.55**		**0.82**		0.11	U	0.15	U	0.086	U	0.19	U	0.096	U	0.16	U	0.13	U	**31**	**J**	**49**	**J**
BA7C	BA7C-SD1620-2211	16	20	**3.4**		**16**		**3.8**		**8.1**		0.12	U	**2.8**		**2**		0.21	U	**2.2**		**6.1**		**1.4**		**250**		**420**	
BA7C	BA7C-SD2024-2211	20	24	**12**		**38**		**12**		**20**		0.26	U	0.36	U	0.2	U	0.45	U	**7.9**		0.37	U	**5.2**		**720**		**1200**	
BA7C	BA7C-SD2428-2211	24	28	**12**		**59**		**14**		**26**		0.26	U	0.37	U	0.2	U	0.45	U	**15**		0.37	U	**17**		**950**		**1500**	
BA7C	BA7C-SD2832-2211	28	32	**25**		**120**		**26**		**53**		0.31	U	0.44	U	0.25	U	0.55	U	**20**		0.44	U	**11**		**1400**		**2400**	
BA7C	BA7C-SD3236-2211	32	36	**24**		**170**		**30**		**58**		0.34	U	0.48	U	0.27	U	0.6	U	**46**		0.48	U	**29**		**1800**		**3000**	
BA7C	BA7C-SD3640-2211	36	40	**45**		**280**		**53**		**130**		0.36	U	0.51	U	0.28	U	0.64	U	**51**		**26**		**78**		**4000**		**6200**	
BA7C	BA7C-SD4044-2211	40	44	**55**		**370**		**85**		**180**		0.99	U	**72**		**27**		**19**		**56**		**35**		**27**		**7700**		**13000**	
BA7C	BA7C-SD4448-2211	44	48	**310**		**1600**		**310**		**630**		1	U	**170**		**120**		1.8	U	**240**		**130**		**68**		**21000**		**35000**	
BA7C	BA7C-SD4852-2211	48	52	**89**		**580**		**140**		**230**		1.2	U	**140**		**150**		2.1	U	**99**		**71**		**28**		**8200**		**13000**	
BA7C	BA7C-SD5256-2211	52	56	**120**		**460**		**110**		**210**		1.2	U	**76**		**23**		**21**		**65**		**35**		**11**		**5900**		**9500**	
BA7C	BA7C-SD5660-2211	56	60	**59**		**330**		**75**		**150**		0.82	U	**51**		0.64	U	**16**		**45**		**37**		**34**		**3600**		**5700**	
BA7C	BA7C-SD6064-2211	60	64	**54**		**230**		**61**		**100**		0.89	U	**39**		**10**		**11**		**32**		**24**		**25**		**2600**		**4200**	
BA7C	BA7C-SD6468-2211	64	68	**9.5**		**68**		**14**		**31**		0.16	U	**13**		0.13	U	0.28	U	**10**		**8**		**9.5**		**900**		**1600**	
BA7C	BA7C-SD6872-2211	68	72	0.13	U	**0.88**		0.17	U	**0.62**		0.11	U	0.16	U	0.088	U	0.2	U	0.098	U	0.16	U	**0.61**		**17**	**J**	**26**	**J**
BA7C	BA7C-SD7276-2211	72	76	**0.58**		2.2		**0.6**		**0.98**		0.12	U	0.16	U	0.09	U	0.2	U	0.1	U	**0.83**		**0.55**		**42**	**J**	**69**	**J**
BA7DC	BA7DC-SD0002-2211	0	2	0.14	U	**1**		**0.24**	**J**	**0.52**		0.12	U	0.16	U	0.09	U	0.2	U	0.1	U	0.16	U	0.13	U	**13**		**20**	**J**
BA7DC	BA7DC-SD0204-2211	2	4	0.18	U	**1.4**		**0.33**	**J**	**0.72**		0.15	U	0.21	U	0.12	U	0.26	U	0.13	U	0.21	U	0.17	U	**18**		**27**	**J**
BA7DC	BA7DC-SD0406-2211	4	6	**0.39**		**1.7**		**0.44**		**1**		0.11	U	**0.73**		0.085	U	0.19	U	**0.27**		0.15	U	**0.36**		**25**		**39**	
BA7DC	BA7DC-SD0608-2211	6	8	0.13	U	**6.1**		0.16	U	**4.2**		0.11	U	0.15	U	0.084	U	0.19	U	0.094	U	0.15	U	0.13	U	**53**		**83**	
BA7DC	BA7DC-SD0812-2211	8	12	**0.37**		**1.6**		**0.61**		**0.82**		0.11	U	**0.58**		0.084	U	0.19	U	**0.32**		0.15	U	**0.46**		**23**	**J**	**37**	**J**
BA7DC	BA7DC-SD1216-2211	12	16	**0.68**		**2.1**		**0.64**		**1.2**		0.1	U	0.15	U	**0.54**		0.18	U	**0.58**		0.15	U	**0.46**		**32**	**J**	**49**	**J**
BA7DC	BA7DC-SD1620-2211	16	20	**0.42**		**1.6**		**0.37**		**0.89**		0.1	U	0.14	U	0.079	U	0.18	U	0.088	U	0.14	U	**0.37**		**22**		**34**	
BA8B	BA8B-SD0002-2211	0	2	**12**		**49**		**11**		**23**		0.29	U	**11**		0.23	U	0.51	U	**7.9**		**11**		**7**		**620**		**960**	
BA8B	BA8B-SD0204-2211	2	4	**37**		**150**		**33**		**67**		0.31	U	**24**		0.24	U	0.55	U	**32**		**19**		**29**		**2100**		**3400**	
BA8B	BA8B-SD0406-2211	4	6	**75**		**360**		**87**		**150**		0.32	U	**79**		**55**		**15**		**68**		**23**		**42**		**5000**		**8100**	
BA8B	BA8B-SD0608-2211	6	8	**90**		**400**		**130**		**200**		1.7	U	**160**		1.3	U	3	U	**130**		**79**		**190**		**7000**		**11000**	
BA8B	BA8B-SD0812-2211	8	12	0.17	U	**160**		0.22	U	**90**		0.15	U	0.21	U	**82**		0.26	U	**79**		0.21	U	**18**		**2100**		**3100**	
BA8B	BA8B-SD1216-2211	12	16	**2.7**		**11**		**2.4**		**6**		0.12	U	**2.3**		0.095	U	**0.46**		**2.2**		**2**		**1.9**		**150**		**250**	
BA8B	BA8B-SD1620-2211	16	20	**0.71**		**3.1**		**0.69**		**1.5**		0.12	U	**1.1**		0.092	U	0.21	U	**0.5**		**0.68**		**0.71**		**43**		**70**	
BA8B	BA8B-SD2024-2211	20	24	0.14	U	**0.85**		0.18	U	**0.4**		0.12	U	0.16	U	0.092	U	0.2	U	0.1	U	0.17	U	0.14	U	**12**	**J**	**19**	**J**
BA8B	BA8B-SD2428-2211	24	28	0.14	U	**0.36**		0.18	U	0.13	U	0.11	U	0.16	U	0.09	U	0.2	U	0.1	U	0.16	U	0.13	U	**5.2**		**8.6**	
BA8B	BA8B-SD2832-2211	28	32	0.15	U	**0.88**		0.19	U	**0.41**		0.12	U	0.17	U	0.097	U	0.22	U	0.11	U	0.18	U	0.14	U	**14**	**J**	**21**	**J**
BA8B	BA8B-SD3236-2211	32	36	**0.45**		**1.6**		**0.32**		**0.78**		0.11	U	**0.33**		0.086	U	0.19	U	**0.23**	**J**	0.16	U	0.13	U	**27**	**J**	**43**	**J**
BA8B	BA8B-SD3640-2211	36	40	0.13	U	0.11	U	0.17	U	0.12	U	0.11	U	0.15	U	0.086	U	0.19	U	0.096	U	0.16	U	0.13	U	0	U	0	U
BA8B	BA8B-SD4044-2211	40	44	0.18	U	0.15	U	0.23	U	0.17	U	0.15	U	0.21	U	0.12	U	0.26	U	0.13	U	0.21	U	0.17	U	0	U	0	U
BA8B	BA8B-SD4448-2211	44	48	0.13	U	0.12	U	0.17	U	0.12	U	0.11	U	0.16	U	0.087	U	0.19	U	0.097	U	0.16	U	0.13	U	0	U	0	U
BA8B	BA8B-SD4852-2211	48	52	0.15	U	0.13	U	0.2	U	0.15	U	0.13	U	0.18	U	0.1	U	0.23	U	0.11	U	0.18	U	0.15	U	**2.1**		**3.6**	**J**
BA8B	BA8B-SD5256-2211	52	56	0.14	U	0.12	U	0.18	U	0.13	U	0.12	U	0.17	U	0.093	U	0.21	U	0.1	U	0.17	U	0.14	U	0	U	0	U

Table 1. Sediment PCB Results
Second MNR Report
Palos Verdes Shelf
Los Angeles County, California

Location ID	Sample ID	Top of Sample (cm)	Bottom of Sample (cm)	PCB-5/8	Q	PCB-18	Q	PCB-28	Q	PCB-31	Q	PCB-37	Q	PCB-44	Q	PCB-49	Q	PCB-52	Q	PCB-66	Q	PCB-70	Q	PCB-74	Q	PCB-77	Q	PCB-81	Q	PCB-87	Q	PCB-99	Q	PCB-101	Q	PCB-105	Q
BA8BC	BA8BC-SD0002-2211	0	2	**3.9**		**15**		**24**		**12**		0.15	U	**49**		**20**		**45**		**74**		**50**		**33**		0.18	U	0.16	U	**21**		**37**		**83**		**40**	
BA8BC	BA8BC-SD0204-2211	2	4	**14**		0.35	U	**52**		**61**		**9.6**		**92**		**52**		**110**		**140**		**130**		**63**		**17**		0.32	U	**94**		**81**		**140**		**83**	
BA8BC	BA8BC-SD0406-2211	4	6	**4.1**		**18**		**33**		**17**		0.14	U	**50**		**25**		**47**		**91**		**66**		**33**		0.17	U	0.15	U	**23**		**37**		**82**		**70**	
BA8BC	BA8BC-SD0608-2211	6	8	**4.9**		**17**		**37**		**18**		0.15	U	**49**		**32**		**51**		**68**		**64**		**39**		0.18	U	0.17	U	**27**		**36**		**55**		**56**	
BA8BC	BA8BC-SD0812-2211	8	12	**2.5**		**8**		**14**		**9.3**		0.13	U	**22**		**16**		**27**		**35**		**31**		**16**		0.16	U	0.14	U	**16**		**20**		**32**		**19**	
BA8BC	BA8BC-SD1216-2211	12	16	**1.9**		**4.1**		**6.7**		**3.4**		0.12	U	**11**		**7.4**		**11**		**14**		**13**		**6.8**		0.14	U	0.13	U	**6.4**		**6.9**		**15**		**6.5**	
BA8BC	BA8BC-SD1620-2211	16	20	**0.84**		**0.99**		**1.5**		**0.72**		0.11	U	**1.9**		**1.5**		**2**		**2.2**		**1.9**		**1**		0.13	U	0.12	U	**0.98**		**1.4**		**2.3**		**1.2**	
BA8BC	BA8BC-SD2024-2211	20	24	**0.3**	**J**	**0.3**		**0.34**		**0.22**	**J**	0.11	U	**0.55**		**0.26**	**J**	**0.62**		**0.55**		**0.5**		0.15	U	0.14	U	0.12	U	0.18	U	**0.28**	**J**	**0.27**	**J**	0.15	U
BA8BC	BA8BC-SD2428-2211	24	28	**0.5**	**J**	**2.9**		**4**		**3.2**		0.12	U	**5.4**		**5.2**		**7.6**		**12**		**9.8**		**5.1**		0.14	U	0.13	U	**5.7**		**6.1**		**12**		**9**	
BA8BC	BA8BC-SD2832-2211	28	32	0.16	U	0.13	U	**0.69**		**0.23**	**J**	0.11	U	**0.75**		**0.65**		**1.2**		**1.3**		**1.2**		**0.63**		0.13	U	0.12	U	**0.65**		**0.75**		**1.3**		**0.71**	
BA8BC	BA8BC-SD3236-2211	32	36	0.16	U	0.13	U	0.14	U	0.054	U	0.11	U	0.17	U	0.16	U	0.11	U	0.16	U	0.13	U	0.15	U	0.14	U	0.12	U	0.18	U	0.12	U	0.15	U	0.15	U
BA8BC	BA8BC-SD3640-2211	36	40	**0.3**	**J**	**0.44**		**1.6**		**0.51**		0.11	U	**1.7**		**1.1**		**1.9**		**2.8**		**1.7**		**1.3**		0.14	U	0.13	U	**1**		**1.3**		**2.6**		**1.4**	
BA8BC	BA8BC-SD4044-2211	40	44	0.16	U	0.13	U	0.14	U	0.053	U	0.11	U	0.17	U	0.15	U	0.11	U	0.15	U	0.13	U	0.15	U	0.13	U	0.12	U	0.17	U	0.12	U	0.15	U	0.15	U
BA8C	BA8C-SD0002-2211	0	2	**23**		**70**		**81**		**88**		**28**		**210**		**130**		**230**		**250**		**300**		**130**		**29**		0.17	U	**81**		**130**		**240**		**180**	
BA8C	BA8C-SD0204-2211	2	4	**38**		**150**		**200**		**290**		**58**		**770**		**480**		**810**		**740**		**1000**		**430**		**110**		3.1	U	**350**		**350**		**830**		**390**	
BA8C	BA8C-SD0406-2211	4	6	**38**		**65**		**78**		**100**		**16**		**120**		**62**		**110**		**110**		**120**		**62**		3.4	U	3.1	U	**29**		**49**		**110**		**50**	
BA8C	BA8C-SD0608-2211	6	8	**22**		**67**		**83**		**100**		**46**		**140**		**96**		**150**		**190**		**140**		**79**		0.17	U	0.16	U	**31**		**100**		**250**		**100**	
BA8C	BA8C-SD0812-2211	8	12	**22**		**74**		**100**		**98**		**38**		**150**		**100**		**170**		**200**		**170**		**83**		0.16	U	0.15	U	**50**		**100**		0.18	U	**120**	
BA8C	BA8C-SD1216-2211	12	16	**18**		**95**		**130**		**120**		**50**		**190**		**74**		**160**		**250**		**170**		**110**		0.16	U	0.15	U	**28**		**110**		**220**		**99**	
BA8C	BA8C-SD1620-2211	16	20	**51**		**300**		**370**		**310**		**60**		**380**		**270**		**400**		**410**		**460**		**220**		**42**		0.73	U	**160**		**120**		**290**		**200**	
BA8C	BA8C-SD2024-2211	20	24	**79**		**360**		**300**		**350**		**130**		**390**		**270**		**430**		**380**		**470**		**200**		**48**		1.9	U	**240**		**180**		**370**		**180**	
BA8C	BA8C-SD2428-2211	24	28	**87**		**380**		**390**		**380**		2.1	U	**650**		**420**		**810**		**600**		**870**		**340**		**120**		2.3	U	**750**		**460**		**1300**		**720**	
BA8C	BA8C-SD2832-2211	28	32	**180**		**720**		**590**		**1500**		**160**		**1200**		**630**		**1400**		**1200**		**1400**		**600**		**240**		1.1	U	**920**		**410**		**920**		**790**	
BA8C	BA8C-SD3236-2211	32	36	**270**		**3500**		**3600**		**6000**		**700**		**7800**		**5400**		**8100**		**7200**		**8500**		**3900**		**720**		8.3	U	**2000**		**2200**		**4900**		**2800**	
BA8C	BA8C-SD3640-2211	36	40	**820**		**560**		**380**		**630**		**94**		**490**		**250**		**560**		**430**		**500**		**230**		**63**		0.48	U	**160**		**160**		**390**		**190**	
BA8C	BA8C-SD4044-2211	40	44	**34**		**290**		**300**		**320**		**56**		**370**		**230**		**400**		**380**		**310**		**130**		0.2	U	0.18	U	**46**		**130**		**200**		0.22	U
BA8C	BA8C-SD4448-2211	44	48	**30**		**180**		**95**		**200**		0.86	U	**250**		**130**		**260**		**220**		**310**		**120**		**36**		0.95	U	**150**		**120**		**320**		**180**	
BA8C	BA8C-SD4852-2211	48	52	**64**		**280**		**260**		**110**		**150**		**270**		**73**		**270**		**240**		**230**		**120**		0.17	U	0.16	U	**79**		**100**		**180**		**120**	
BA8C	BA8C-SD5256-2211	52	56	**50**		**430**		**630**		**490**		0.87	U	**810**		**510**		**810**		**790**		**990**		**430**		**89**		0.95	U	**370**		**270**		**690**		**510**	
BA8C	BA8C-SD5660-2211	56	60	**15**		**68**		**66**		**63**		0.76	U	**230**		**120**		**390**		**140**		**310**		**96**		**57**		0.83	U	**370**		**240**		**850**		**340**	
BA8C	BA8C-SD6064-2211	60	64	**69**		**120**		**170**		**240**		0.5	U	**360**		**180**		**400**		**360**		**460**		**200**		0.59	U	0.55	U	**210**		**160**		**410**		**480**	
BA8C	BA8C-SD6468-2211	64	68	**15**		**26**		**22**		**36**		0.32	U	**30**		**16**		**35**		**28**		**33**		**19**		0.38	U	0.35	U	**16**		**18**		**53**		**17**	
BA8C	BA8C-SD6872-2211	68	72	**3.5**		**7.7**		**7.4**		**8.3**		0.13	U	**10**		**7.6**		**15**		**13**		**16**		**6.9**		0.16	U	0.14	U	**13**		**9.7**		**23**		**21**	
BA8C	BA8C-SD7276-2211	72	76	0.16	U	0.13	U	0.14	U	0.054	U	0.11	U	0.17	U	**0.78**		**1.1**		**0.72**		**1.2**		**0.56**		0.14	U	0.12	U	**1.2**		**1.4**		**2.9**		**1.4**	
BA8C	BA8C-SD7680-2211	76	80	**0.29**	**J**	**0.72**		0.14	U	0.053	U	0.11	U	0.17	U	**0.42**		**0.86**		**0.67**		**0.6**		0.14	U	0.13	U	0.12	U	0.17	U	**0.95**		**1.5**		**1.5**	
BA8C	BA8C-SD8084-2211	80	84	**0.33**	**J**	**1.6**		**1.2**		**1.3**		0.11	U	**2.2**		**1.7**		**2.6**		**2.5**		**3**		**1.3**		0.14	U	0.12	U	**1.6**		**1.9**		**3.6**		**1.6**	
BA8DC	BA8DC-SD0002-2211	0	2	0.18	U	0.15	U	**1.5**		**0.79**		0.12	U	**0.91**		**1.5**		**2.1**		**3.3**		**3.3**		**1.5**		0.15	U	0.14	U	**2**		**2.3**		**4.2**		**2.7**	
BA8DC	BA8DC-SD0204-2211	2	4	0.17	U	0.14	U	**1.4**		**0.65**		0.12	U	**1.4**		**1.3**		**2**		**3.3**		**2.8**		**1.6**		0.14	U	0.13	U	**1.7**		**1.9**		**3.6**		**2.4**	
BA8DC	BA8DC-SD0406-2211	4	6	**0.24**	**J**	**1.1**		**1.7**		**1.7**		0.12	U	**2**		**2.2**		**3.5**		**5.2**		**3.9**		**2.3**		0.14	U	0.13	U	**3.7**		**3.6**		**6.7**		**3.8**	
BA8DC	BA8DC-SD0608-2211	6	8	0.33	U	0.27	U	**2.2**		**2.2**		0.23	U	**2.2**		**1.5**		**3.3**		**5**		**4**		**2.5**		0.28	U	0.25	U	**1.9**		**3.5**		**7.5**		**2.6**	
BA8DC	BA8DC-SD0812-2211	8	12	**0.27**	**J**	0.14	U	**1.9**		**1.3**		0.12	U	**2**		**1.6**		**2.7**		**5.4**		**4.3**		**2.5**		0.14	U	0.13	U	**2.6**		**2.7**		**5.7**		**3.2**	
BA8DC	BA8DC-SD1216-2211	12	16	**0.38**	**J**	0.14	U	**2**		**1.3**		0.12	U	**2.3**		**1.9**		**3.5**		**5.1**		**5**		**2.7**		0.14	U	0.13	U	**3.1**		**3.5**		**6.7**		**3.1**	
BA8DC	BA8DC-SD1620-2211	16	20	**0.4**	**J**	**1.1**		**2.9**		**2**		0.11	U	**13**		**6.6**		**22**		**13**		**21**		**7.2**		0.14	U	0.13	U	**28**		**25**		**57**		**30**	
BA8DC	BA8DC-SD2024-2211	20	24	**0.5**	**J**	0.13	U	**3.4**		**2.5**		0.11	U	**4.4**		**3.5**		**5.2**		**8.2**		**7.9**		**3.4**		0.13	U	0.12	U	**5.7**		**5.4**		**11**		**6.8**	
BA8DC	BA8DC-SD2428-2211	24	28	**0.44**	**J**	0.14	U	**3.2**		**2**		0.12	U	**3.9**		**3.7**		**5.3**		**8.2**		**7.5**		**3.6**		0.14	U	0.13	U	**4.7**		**5.1**		**11**		**5.4**	
BA8DC	BA8DC-SD2832-2211	28	32	**0.39**	**J**	**1.7**		**4.5**		**2.7**		0.11	U	**5.6**		**5.2**		**7.2**		**13**		**11**		**5.4**		0.14	U	0.13	U	**6.8**		**6.3**		**14**		**7.1**	
BA8DC	BA8DC-SD3236-2211	32	36	**0.64**		**2**		**4.6**		**3.8**		0.11	U	**8**		**5.3**		**7.6**		**11**		**12**		**6**		0.14	U	0.13	U	**7.1**		**6**		**13**		**5.9**	
BA8DC	BA8DC-SD3640-2211	36	40	**0.57**		**1.7**		**6.1**		**4.6**		0.11	U	**6.2**		**5.7**		**8.8**		**12**		**13**		**6.1**		0.14	U	0.13	U	**8**		**7**		**15**		**8.2**	
BA8DC	BA8DC-SD4044-2211	40	44	**1.3**		**4.3**		**11**		**11**		0.12	U	**28**		**14**		**25**		**28**		**33**		**15**		0.15	U	0.13	U	**18**		**20**		**40**		**20**	
BA8DC	BA8DC-SD4448-2211	44	48	**0.85**		**3.2**		**9.6**		**5.9**		0.12	U	**11**		**8.7**		**13**		**19**		**18**		**8.7**		0.14	U	0.13	U	**9.8**		**12**		**22**		**13**	

Table 1. Sediment PCB Results
Second MNR Report
Palos Verdes Shelf
Los Angeles County, California

Location ID	Sample ID	Top of Sample (cm)	Bottom of Sample (cm)	PCB-110	Q	PCB-114	Q	PCB-118	Q	PCB-119	Q	PCB-123	Q	PCB-126	Q	PCB-128	Q	PCB-132/153	Q	PCB-138/158	Q	PCB-149	Q	PCB-151	Q	PCB-156	Q	PCB-157	Q	PCB-167	Q	PCB-168	Q	PCB-169	Q	PCB-170	Q
BA8BC	BA8BC-SD0002-2211	0	2	**91**		0.2	U	**79**		0.23	U	0.18	U	0.17	U	**16**		**65**		**86**		**55**		**20**		0.17	U	0.17	U	**11**		0.19	U	0.17	U	**21**	
BA8BC	BA8BC-SD0204-2211	2	4	**200**		0.39	U	**160**		0.46	U	0.37	U	0.34	U	**40**		**180**		**190**		**120**		**45**		**21**		0.35	U	0.42	U	0.39	U	0.35	U	**45**	
BA8BC	BA8BC-SD0406-2211	4	6	**100**		0.19	U	**74**		0.22	U	0.17	U	0.16	U	**25**		**67**		**86**		**58**		**18**		**15**		0.16	U	0.2	U	**79**		0.16	U	**23**	
BA8BC	BA8BC-SD0608-2211	6	8	**81**		0.21	U	**64**		0.24	U	0.19	U	0.18	U	**15**		**58**		**80**		**51**		**16**		**11**		0.18	U	0.22	U	0.2	U	0.18	U	**17**	
BA8BC	BA8BC-SD0812-2211	8	12	**40**		0.18	U	**34**		0.21	U	0.16	U	0.15	U	**8**		**30**		**39**		**27**		**8.7**		**5**		0.16	U	0.19	U	0.17	U	0.16	U	**8**	
BA8BC	BA8BC-SD1216-2211	12	16	**15**		0.16	U	**14**		0.18	U	0.15	U	0.13	U	**4.2**		**12**		**16**		**11**		**4**		**2.2**		0.14	U	0.17	U	0.16	U	0.14	U	**3**	
BA8BC	BA8BC-SD1620-2211	16	20	**1.8**		0.15	U	**1.4**		0.17	U	0.14	U	0.13	U	0.19	U	**1.8**		**2**		**1.4**		0.13	U	0.13	U	0.13	U	0.16	U	0.15	U	0.13	U	0.14	U
BA8BC	BA8BC-SD2024-2211	20	24	**0.36**		0.15	U	0.11	U	0.18	U	0.14	U	0.13	U	0.2	U	0.34	U	0.35	U	0.16	U	0.13	U	0.14	U	0.13	U	0.16	U	0.15	U	0.13	U	0.15	U
BA8BC	BA8BC-SD2428-2211	24	28	**13**		0.16	U	**13**		0.18	U	0.15	U	0.14	U	**3.3**		**12**		**14**		**9.5**		**3.9**		**1.9**		0.14	U	0.17	U	0.16	U	0.14	U	**3.4**	
BA8BC	BA8BC-SD2832-2211	28	32	**1.2**		0.15	U	**1.6**		0.17	U	0.14	U	0.13	U	0.19	U	**1**		**1.3**		**0.96**		0.13	U	0.13	U	0.13	U	0.16	U	0.15	U	0.13	U	0.15	U
BA8BC	BA8BC-SD3236-2211	32	36	0.13	U	0.15	U	0.11	U	0.18	U	0.14	U	0.13	U	0.2	U	0.34	U	0.34	U	0.15	U	0.13	U	0.13	U	0.13	U	0.16	U	0.15	U	0.13	U	0.15	U
BA8BC	BA8BC-SD3640-2211	36	40	**2.7**		0.15	U	**2.4**		0.18	U	0.14	U	0.13	U	**0.8**		**1.7**		**2.4**		**1.5**		**0.67**		**0.38**		0.14	U	0.16	U	0.15	U	0.14	U	0.15	U
BA8BC	BA8BC-SD4044-2211	40	44	0.13	U	0.15	U	0.11	U	0.18	U	0.14	U	0.13	U	0.19	U	0.34	U	0.34	U	0.15	U	0.13	U	0.13	U	0.13	U	0.16	U	0.15	U	0.13	U	0.15	U
BA8C	BA8C-SD0002-2211	0	2	**240**		0.21	U	**270**		0.24	U	0.19	U	0.18	U	**60**		**130**		**190**		**120**		**31**		**26**		0.18	U	0.22	U	0.21	U	0.18	U	**36**	
BA8C	BA8C-SD0204-2211	2	4	**720**		**49**		**700**		**19**		**44**		3.3	U	**120**		**750**		**530**		**290**		**87**		**70**		**29**		**16**		3.8	U	3.4	U	**170**	
BA8C	BA8C-SD0406-2211	4	6	**92**		3.8	U	**130**		4.4	U	3.5	U	3.2	U	4.9	U	**140**		**69**		**200**		3.2	U	3.4	U	3.3	U	4	U	3.7	U	3.3	U	3.7	U
BA8C	BA8C-SD0608-2211	6	8	**220**		0.19	U	**260**		0.22	U	0.18	U	0.16	U	**53**		**140**		**240**		**130**		**32**		**35**		0.17	U	0.2	U	0.19	U	0.17	U	**65**	
BA8C	BA8C-SD0812-2211	8	12	**210**		0.18	U	**160**		0.21	U	0.17	U	0.16	U	**27**		**140**		**210**		**130**		**38**		**24**		0.16	U	0.19	U	0.18	U	0.16	U	**85**	
BA8C	BA8C-SD1216-2211	12	16	**190**		0.18	U	**150**		0.21	U	0.17	U	0.15	U	0.23	U	**230**		**120**		**100**		**23**		0.16	U	**97**		0.19	U	0.18	U	**44**		**51**	
BA8C	BA8C-SD1620-2211	16	20	**270**		0.89	U	**290**		1	U	0.82	U	0.76	U	**58**		**130**		**200**		**120**		**33**		**28**		0.78	U	0.94	U	0.87	U	0.78	U	**31**	
BA8C	BA8C-SD2024-2211	20	24	**390**		2.3	U	**410**		2.7	U	2.1	U	2	U	**73**		**250**		**310**		**220**		**59**		**56**		2	U	2.4	U	2.3	U	2	U	**57**	
BA8C	BA8C-SD2428-2211	24	28	**1200**		2.8	U	**1400**		3.3	U	2.6	U	2.4	U	**300**		**940**		**1400**		**740**		**160**		**220**		2.5	U	**68**		2.8	U	2.5	U	**150**	
BA8C	BA8C-SD2832-2211	28	32	**1400**		1.4	U	**1100**		1.6	U	1.3	U	1.2	U	**210**		**1100**		**1400**		**790**		**280**		**180**		1.2	U	1.4	U	1.3	U	1.2	U	**240**	
BA8C	BA8C-SD3236-2211	32	36	**4400**		10	U	**4000**		**140**		9.4	U	8.7	U	**280**		**2500**		**1700**		**1100**		**280**		**270**		**130**		11	U	10	U	8.9	U	**520**	
BA8C	BA8C-SD3640-2211	36	40	**450**		0.58	U	**350**		0.68	U	0.54	U	0.5	U	**73**		**670**		**440**		**260**		**80**		**41**		0.51	U	0.62	U	0.58	U	0.51	U	**120**	
BA8C	BA8C-SD4044-2211	40	44	**350**		0.22	U	**240**		0.26	U	0.21	U	0.19	U	0.29	U	**130**		**210**		**160**		**41**		0.2	U	0.2	U	**86**		0.22	U	0.2	U	**67**	
BA8C	BA8C-SD4448-2211	44	48	**310**		1.2	U	**310**		1.3	U	1.1	U	0.99	U	**65**		**260**		**340**		**210**		**66**		**45**		1	U	**16**		1.1	U	1	U	**70**	
BA8C	BA8C-SD4852-2211	48	52	**260**		**210**		**220**		0.22	U	0.18	U	0.16	U	**50**		**200**		**310**		**230**		**69**		**35**		0.17	U	0.2	U	**230**		0.17	U	**140**	
BA8C	BA8C-SD5256-2211	52	56	**620**		1.2	U	**610**		1.4	U	1.1	U	1	U	**75**		**290**		**390**		**250**		**77**		**52**		**45**		1.2	U	1.1	U	1	U	**80**	
BA8C	BA8C-SD5660-2211	56	60	**650**		1	U	**620**		1.2	U	0.94	U	0.87	U	**150**		**480**		**730**		**390**		**94**		**87**		**39**		**34**		1	U	0.89	U	**110**	
BA8C	BA8C-SD6064-2211	60	64	**480**		0.67	U	**520**		0.78	U	0.62	U	0.57	U	**66**		**440**		**200**		**180**		**49**		**44**		0.59	U	0.7	U	0.66	U	0.59	U	**61**	
BA8C	BA8C-SD6468-2211	64	68	**43**		0.43	U	**44**		0.5	U	0.39	U	0.36	U	0.55	U	**90**		**48**		**34**		**15**		**6.3**		0.37	U	0.45	U	0.42	U	0.37	U	**14**	
BA8C	BA8C-SD6872-2211	68	72	**23**		0.18	U	**21**		0.2	U	0.16	U	0.15	U	**5**		**26**		**31**		**22**		**7.8**		**4.8**		0.15	U	0.19	U	0.17	U	0.15	U	**7.1**	
BA8C	BA8C-SD7276-2211	72	76	**2.8**		0.15	U	**2.2**		0.18	U	0.14	U	0.13	U	0.2	U	**3.6**		**4**		**3.1**		**1.5**		0.14	U	0.13	U	0.16	U	0.15	U	0.13	U	**0.99**	
BA8C	BA8C-SD7680-2211	76	80	**1.4**		0.15	U	**1.4**		0.17	U	0.14	U	0.13	U	0.19	U	**1.8**		**2.4**		**1.5**		**0.79**		0.13	U	0.13	U	0.16	U	0.15	U	0.13	U	**0.63**	
BA8C	BA8C-SD8084-2211	80	84	**3.3**		0.15	U	**2.9**		0.18	U	0.14	U	0.13	U	**1.3**		**3.4**		**4.3**		**3.1**		**1.3**		**0.62**		0.13	U	0.16	U	0.15	U	0.13	U	**1.6**	
BA8DC	BA8DC-SD0002-2211	0	2	**3.7**		0.17	U	**4.1**		0.19	U	0.16	U	0.14	U	0.22	U	**3.4**		**5.4**		**3**		**1.1**		0.15	U	0.15	U	0.18	U	0.17	U	0.15	U	**1.7**	
BA8DC	BA8DC-SD0204-2211	2	4	**3.7**		0.16	U	**4.1**		0.18	U	0.15	U	0.14	U	0.2	U	**3.9**		**4.6**		**2.7**		**1.3**		0.14	U	0.14	U	0.17	U	0.16	U	0.14	U	**1.2**	
BA8DC	BA8DC-SD0406-2211	4	6	**6.4**		0.15	U	**8**		0.18	U	0.14	U	0.13	U	**1.8**		**6.3**		**8.2**		**4.6**		**2**		**1.2**		0.14	U	0.16	U	0.15	U	0.14	U	**1.6**	
BA8DC	BA8DC-SD0608-2211	6	8	**6.4**		0.31	U	**4.7**		0.36	U	0.29	U	0.26	U	0.4	U	**13**		**8.2**		**3.5**		**0.99**		0.27	U	0.27	U	0.33	U	0.3	U	0.27	U	0.3	U
BA8DC	BA8DC-SD0812-2211	8	12	**5.2**		0.16	U	**5**		0.18	U	0.15	U	0.14	U	**1.8**		**5**		**7.4**		**4**		**1.7**		**1**		0.14	U	0.17	U	0.16	U	0.14	U	**1.5**	
BA8DC	BA8DC-SD1216-2211	12	16	**6.8**		0.15	U	**7.2**		0.18	U	0.14	U	0.13	U	**1.4**		**6.1**		**7.3**		**5.3**		**2.2**		**0.96**		0.14	U	0.16	U	0.15	U	0.14	U	**1.9**	
BA8DC	BA8DC-SD1620-2211	16	20	**65**		0.15	U	**69**		0.18	U	0.14	U	0.13	U	**17**		**44**		**69**		**35**		**7.4**		**9.3**		**4.3**		**3.1**		0.15	U	0.13	U	**7.8**	
BA8DC	BA8DC-SD2024-2211	20	24	**11**		0.15	U	**11**		0.17	U	0.14	U	0.13	U	**1.8**		**8.9**		**12**		**8**		**3.3**		**2.7**		0.13	U	0.16	U	0.15	U	0.13	U	**3**	
BA8DC	BA8DC-SD2428-2211	24	28	**9.4**		0.16	U	**9.4**		0.18	U	0.14	U	0.13	U	**2.7**		**8.6**		**10**		**7.8**		**2.9**		**1.8**		**2.7**		0.16	U	0.15	U	0.14	U	**3**	
BA8DC	BA8DC-SD2832-2211	28	32	**15**		0.15	U	**14**		0.18	U	0.14	U	0.13	U	**3.5**		**13**		**16**		**11**		**4.1**		**2.2**		0.14	U	0.16	U	0.15	U	0.14	U	**3.6**	
BA8DC	BA8DC-SD3236-2211	32	36	**13**		0.15	U	**14**		0.18	U	0.14	U	0.13	U	**3.1**		**12**		**16**		**10**		**3.8**		**2.6**		0.14	U	0.16	U	0.15	U	0.14	U	**3.1**	
BA8DC	BA8DC-SD3640-2211	36	40	**14**		0.15	U	**15**		0.18	U	0.14	U	0.13	U	**4.8**		**14**		**19**		**11**		**4.6**		**4.4**		0.13	U	0.16	U	0.15	U	0.13	U	**3.7**	
BA8DC	BA8DC-SD4044-2211	40	44	**42**		0.16	U	**38**		0.19	U	0.15	U	0.14	U	**9.6**		**42**		**53**		**36**		**13**		**7.8**		0.14	U	0.17	U	0.16	U	0.14	U	**12**	
BA8DC	BA8DC-SD4448-2211	44	48	**24**		0.16	U	**20**		0.18	U	0.14	U	0.13	U	**6.2**		**20**		**28**		**18**		**6.6**		**4.1**		0.14	U	**3.5**		0.15	U	0.14	U	**4.9**	

Table 1. Sediment PCB Results
Second MNR Report
Palos Verdes Shelf
Los Angeles County, California

Location ID	Sample ID	Top of Sample (cm)	Bottom of Sample (cm)	PCB-177	Q	PCB-180	Q	PCB-183	Q	PCB-187	Q	PCB-189	Q	PCB-194	Q	PCB-195	Q	PCB-201	Q	PCB-203	Q	PCB-206	Q	PCB-209	Q	Total PCB - Short List	Q	Total PCB - Expanded List	Q
BA8BC	BA8BC-SD0002-2211	0	2	7		49		10		23		0.15	U	8.4		0.11	U	2		7		6.5		4.8		700		1100	
BA8BC	BA8BC-SD0204-2211	2	4	22		100		21		45		0.29	U	19		0.23	U	8.3		30		18		14		1500		2400	
BA8BC	BA8BC-SD0406-2211	4	6	7.3		48		12		20		0.14	U	8.4		0.11	U	0.24	U	8.2		7.7		4.9		770		1300	
BA8BC	BA8BC-SD0608-2211	6	8	9		39		7.4		19		0.15	U	7.7		2.2		0.27	U	7.9		3.7		3.1		650		1000	
BA8BC	BA8BC-SD0812-2211	8	12	4.7		22		4.4		9.3		0.13	U	3.9		0.1	U	1.4		2.8		2.9		1.7		320		520	
BA8BC	BA8BC-SD1216-2211	12	16	1.8		8		1.7		4.3		0.12	U	2		0.092	U	0.2	U	1.4		1.1		1.5		140		220	
BA8BC	BA8BC-SD1620-2211	16	20	0.13	U	0.92		0.35		0.66		0.11	U	0.15	U	0.086	U	0.19	U	0.096	U	0.16	U	0.13	U	20		31	
BA8BC	BA8BC-SD2024-2211	20	24	0.13	U	0.12	U	0.17	U	0.13	U	0.11	U	0.16	U	0.089	U	0.2	U	0.099	U	0.16	U	0.13	U	2.9	J	4.6	J
BA8BC	BA8BC-SD2428-2211	24	28	1.9		8.4		1.7		3.9		0.12	U	2.1		0.092	U	0.21	U	1.5		1.6		1.4		120	J	190	J
BA8BC	BA8BC-SD2832-2211	28	32	0.13	U	0.94		0.17	U	0.12	U	0.11	U	0.16	U	0.087	U	0.19	U	0.097	U	0.16	U	0.13	U	11		17	J
BA8BC	BA8BC-SD3236-2211	32	36	0.13	U	0.12	U	0.17	U	0.13	U	0.11	U	0.16	U	0.088	U	0.2	U	0.099	U	0.16	U	0.13	U	0	U	0	U
BA8BC	BA8BC-SD3640-2211	36	40	0.3		1.1		0.31		0.53		0.11	U	0.16	U	0.09	U	0.2	U	0.1	U	0.16	U	0.13	U	22	J	34	J
BA8BC	BA8BC-SD4044-2211	40	44	0.13	U	0.12	U	0.17	U	0.13	U	0.11	U	0.16	U	0.088	U	0.2	U	0.098	U	0.16	U	0.13	U	0	U	0	U
BA8C	BA8C-SD0002-2211	0	2	13		75		19		36		0.16	U	12		4.9		2.7		11		9.8		2.4		2200		3500	
BA8C	BA8C-SD0204-2211	2	4	56		310		85		110		2.8	U	120		61		15		200		4	U	3.3	U	7000		12000	
BA8C	BA8C-SD0406-2211	4	6	3.3	U	46		4.3	U	3.2	U	2.8	U	4	U	2.2	U	4.9	U	2.5	U	4	U	3.3	U	1100		1800	
BA8C	BA8C-SD0608-2211	6	8	17		110		27		45		0.14	U	19		5.2		3.7		18		12		11		2000		3000	
BA8C	BA8C-SD0812-2211	8	12	20		160		50		60		0.13	U	30		0.11	U	0.24	U	31		16		4.6		1700		2900	
BA8C	BA8C-SD1216-2211	12	16	0.16	U	57		0.2	U	0.15	U	31		0.19	U	0.1	U	0.23	U	17		12		0.16	U	2000		2900	
BA8C	BA8C-SD1620-2211	16	20	26		86		22		48		0.66	U	22		5		1.2	U	14		5.8		0.77	U	3300		5400	
BA8C	BA8C-SD2024-2211	20	24	26		150		40		72		1.7	U	38		1.3	U	3	U	40		27		2	U	3900		6600	
BA8C	BA8C-SD2428-2211	24	28	68		290		73		110		2.1	U	48		13		9		1.8	U	22		7.5		10000		15000	
BA8C	BA8C-SD2832-2211	28	32	140		690		160		250		1	U	130		36		1.8	U	110		1.4	U	1.2	U	12000		21000	
BA8C	BA8C-SD3236-2211	32	36	180		910		190		400		7.5	U	310		190		41		450		120		8.8	U	50000		86000	
BA8C	BA8C-SD3640-2211	36	40	54		240		53		120		0.43	U	64		29		10		75		32		0.51	U	6000		9100	
BA8C	BA8C-SD4044-2211	40	44	0.2	U	120		43		45		0.17	U	22		18		0.29	U	17		8.6		0.19	U	2900		4800	
BA8C	BA8C-SD4448-2211	44	48	42		190		39		82		0.86	U	32		22		5.3		26		17		7.4		3000		4800	
BA8C	BA8C-SD4852-2211	48	52	27		230		59		89		0.14	U	51		31		0.25	U	39		19		12		3200		5100	
BA8C	BA8C-SD5256-2211	52	56	44		180		38		80		0.87	U	39		9.4		5.1		32		26		12		6700		11000	
BA8C	BA8C-SD5660-2211	56	60	47		200		46		75		0.75	U	46		13		6.6		33		16		11		4700		7200	
BA8C	BA8C-SD6064-2211	60	64	0.59	U	110		25		43		0.5	U	26		0.39	U	0.87	U	50		15		49		3900		6200	
BA8C	BA8C-SD6468-2211	64	68	5.9		20		7.5		18		0.32	U	0.44	U	0.25	U	0.55	U	15		0.45	U	42		510		770	
BA8C	BA8C-SD6872-2211	68	72	4.8		16		3.8		8.2		0.13	U	2.9		0.1	U	0.23	U	2.8		1.6		2.6		220		350	
BA8C	BA8C-SD7276-2211	72	76	1.1		3		0.59		1.4		0.11	U	0.16	U	0.089	U	0.2	U	0.099	U	0.16	U	0.77		22		36	
BA8C	BA8C-SD7680-2211	76	80	0.41		1.1		0.4		0.73		0.11	U	0.16	U	0.087	U	0.19	U	0.097	U	0.52		0.76		15	J	21	J
BA8C	BA8C-SD8084-2211	80	84	0.54		2.5		0.78		1.1		0.11	U	0.16	U	0.089	U	0.2	U	0.76		0.42		0.66		34	J	55	J
BA8DC	BA8DC-SD0002-2211	0	2	0.57		2.8		0.63		1.3		0.12	U	0.79		0.097	U	0.22	U	0.55		0.4		0.59		34		56	
BA8DC	BA8DC-SD0204-2211	2	4	0.54		2.6		0.63		1.5		0.12	U	0.17	U	0.092	U	0.21	U	0.62		0.83		0.73		34		53	
BA8DC	BA8DC-SD0406-2211	4	6	1.1		4.3		0.88		2		0.12	U	1.1		0.09	U	0.2	U	0.77		1.7		0.35		60	J	94	J
BA8DC	BA8DC-SD0608-2211	6	8	0.27	U	5		0.35	U	2.2		0.23	U	0.32	U	0.18	U	0.4	U	0.2	U	0.33	U	0.27	U	56		82	
BA8DC	BA8DC-SD0812-2211	8	12	0.97		3.7		0.9		1.9		0.12	U	0.97		0.68		0.21	U	0.73		1.7		0.6		51	J	81	J
BA8DC	BA8DC-SD1216-2211	12	16	1.1		4.6		1.1		2.1		0.12	U	1.3		0.43		0.2	U	0.83		0.63		0.8		57	J	93	J
BA8DC	BA8DC-SD1620-2211	16	20	2.9		14		3.5		5.4		0.11	U	2.6		1.1		0.5		1.6		2.8		0.81		390	J	600	J
BA8DC	BA8DC-SD2024-2211	20	24	1.3		6.6		1.5		3.6		0.11	U	2		0.087	U	0.19	U	1.2		2.4		1.3		93	J	150	J
BA8DC	BA8DC-SD2428-2211	24	28	1.4		5.9		1.4		3.1		0.12	U	1.6		1.2		0.2	U	1.1		1.7		1		89	J	140	J
BA8DC	BA8DC-SD2832-2211	28	32	2.1		9.4		2.2		5.3		0.11	U	2.7		1.1		0.2	U	1.6		4.4		2.6		130	J	200	J
BA8DC	BA8DC-SD3236-2211	32	36	1.8		8.3		2.1		4.4		0.11	U	1.9		0.09	U	0.2	U	1.3		2.5		1.5		120		190	
BA8DC	BA8DC-SD3640-2211	36	40	1.8		11		2.3		5.3		0.11	U	3.4		0.089	U	0.2	U	1.5		2.8		1.3		140		220	
BA8DC	BA8DC-SD4044-2211	40	44	5.2		31		6.4		14		0.12	U	5.6		1.6		0.21	U	4.3		4.8		4		380		600	
BA8DC	BA8DC-SD4448-2211	44	48	2.4		14		3.1		6.3		0.12	U	3.4		0.09	U	0.2	U	2.1		2.1		2.1		200		330	

Table 1. Sediment PCB Results
Second MNR Report
Palos Verdes Shelf
Los Angeles County, California

Location ID	Sample ID	Top of Sample (cm)	Bottom of Sample (cm)	PCB-5/8	Q	PCB-18	Q	PCB-28	Q	PCB-31	Q	PCB-37	Q	PCB-44	Q	PCB-49	Q	PCB-52	Q	PCB-66	Q	PCB-70	Q	PCB-74	Q	PCB-77	Q	PCB-81	Q	PCB-87	Q	PCB-99	Q	PCB-101	Q	PCB-105	Q
BA9B	BA9B-SD0002-2211	0	2	**1.7**		0.32	U	**5.2**		**5.9**		0.27	U	**9.8**		**3.6**		**7.3**		**14**		**10**		**7.3**		0.32	U	0.3	U	**8.2**		**8.4**		**18**		**7.1**	
BA9B	BA9B-SD0204-2211	2	4	**5.3**		0.32	U	**14**		**12**		0.27	U	**18**		**14**		**23**		**31**		**23**		**16**		0.32	U	0.29	U	**14**		**22**		**40**		**20**	
BA9B	BA9B-SD0406-2211	4	6	**3.5**		**8.6**		**21**		**11**		0.13	U	**30**		**22**		**33**		**51**		**36**		**21**		0.16	U	0.15	U	**20**		**32**		**47**		**32**	
BA9B	BA9B-SD0608-2211	6	8	**6.4**		**9.9**		**37**		**15**		0.14	U	**56**		**35**		**67**		**95**		**71**		**41**		0.17	U	0.16	U	**32**		**51**		**84**		**47**	
BA9B	BA9B-SD0812-2211	8	12	**4.9**		**11**		**29**		**13**		0.13	U	**40**		**28**		**45**		**62**		**50**		**29**		0.16	U	0.14	U	**24**		**35**		**57**		**39**	
BA9B	BA9B-SD1216-2211	12	16	**3.9**		**5.6**		**11**		**3.8**		0.12	U	**16**		**11**		**17**		**18**		**14**		**8.3**		0.14	U	0.13	U	**8.7**		**11**		**21**		**8.6**	
BA9B	BA9B-SD1620-2211	16	20	**1.3**		**1.4**		**1.7**		0.054	U	0.11	U	**2.2**		**1.9**		**3.3**		**2.4**		**1.6**		**1.2**		0.14	U	0.12	U	**1.8**		**2.5**		**4.6**		**2.4**	
BA9B	BA9B-SD2024-2211	20	24	**0.24**	**J**	0.13	U	**0.31**		0.054	U	0.11	U	0.17	U	**0.33**		**0.62**		**0.44**		**0.27**	**J**	0.15	U	0.14	U	0.12	U	0.18	U	**0.53**		**0.5**		0.15	U
BA9B	BA9B-SD2428-2211	24	28	0.16	U	0.13	U	0.14	U	0.053	U	0.11	U	0.17	U	0.15	U	0.11	U	0.15	U	0.13	U	0.15	U	0.13	U	0.12	U	0.17	U	0.12	U	0.15	U	0.15	U
BA9B	BA9B-SD2832-2211	28	32	**1.4**		0.14	U	**8.5**		**4.8**		0.11	U	**19**		**11**		**15**		**28**		**18**		**12**		0.14	U	0.13	U	**11**		**16**		**27**		**14**	
BA9B	BA9B-SD3236-2211	32	36	**0.23**	**J**	0.14	U	**0.98**		**0.52**		0.11	U	**1.7**		**1.2**		**2.3**		**2.4**		**2.2**		**1.1**		0.14	U	0.13	U	**1.3**		**1.7**		**2.9**		**1.1**	
BA9BC	BA9BC-SD0002-2211	0	2	**2.4**		0.34	U	**7.5**		**6.9**		0.28	U	**13**		**10**		**16**		**23**		**17**		**14**		**3.3**		0.31	U	**12**		**17**		**29**		**11**	
BA9BC	BA9BC-SD0204-2211	2	4	**2.1**	**J**	0.83	U	**9.1**		**3.4**		0.7	U	**16**		**11**		**17**		**25**		**21**		**12**		0.84	U	0.77	U	**16**		**17**		**31**		**15**	
BA9BC	BA9BC-SD0406-2211	4	6	**4.7**		0.32	U	**17**		**13**		0.27	U	**22**		**14**		**24**		**33**		**24**		**18**		0.32	U	0.3	U	**14**		**27**		**44**		**18**	
BA9BC	BA9BC-SD0608-2211	6	8	**2.2**		0.17	U	**14**		**4.5**		0.14	U	**26**		**16**		**23**		**39**		**25**		**17**		0.17	U	0.16	U	**17**		**23**		**38**		**24**	
BA9BC	BA9BC-SD0812-2211	8	12	**2.7**		0.17	U	**16**		**7.3**		0.14	U	**23**		**17**		**27**		**45**		**30**		**21**		0.17	U	0.16	U	**19**		**30**		**46**		**27**	
BA9BC	BA9BC-SD1216-2211	12	16	**6.2**		**15**		**40**		**12**		0.14	U	**86**		**49**		**77**		**130**		**87**		**48**		0.17	U	0.16	U	**48**		**59**		**110**		**76**	
BA9BC	BA9BC-SD1620-2211	16	20	**9.1**		**21**		**59**		**27**		0.15	U	**120**		**79**		**120**		**180**		**130**		**71**		0.18	U	0.16	U	**75**		**97**		**160**		**94**	
BA9BC	BA9BC-SD2024-2211	20	24	**6.4**		**24**		**50**		**30**		0.15	U	**81**		**52**		**89**		**100**		**100**		**49**		0.19	U	0.17	U	**32**		**53**		**90**		**54**	
BA9BC	BA9BC-SD2428-2211	24	28	**2.1**		**3.2**		**6.7**		**3.3**		0.12	U	**8.4**		**7.3**		**12**		**12**		**10**		**6.5**		0.14	U	0.13	U	**6.9**		**9**		**17**		**11**	
BA9BC	BA9BC-SD2832-2211	28	32	**1.7**		**1.6**		**2.9**		**1.3**		0.12	U	**3.6**		**3.9**		**5.7**		**5.7**		**4.8**		**2.8**		0.14	U	0.13	U	**3.7**		**5.1**		**8.3**		**3.1**	
BA9BC	BA9BC-SD3236-2211	32	36	**2.5**		0.28	U	**6.6**		**4.4**		0.24	U	**8.1**		**7**		**12**		**15**		**10**		**6.5**		0.28	U	0.26	U	**6**		**11**		**20**		**6.3**	
BA9BC	BA9BC-SD3640-2211	36	40	**3.4**		**5.8**		**10**		**5.6**		0.23	U	**13**		**7.8**		**15**		**21**		**14**		**9.1**		0.28	U	0.25	U	**7.9**		**13**		**24**		**11**	
BA9BC	BA9BC-SD4044-2211	40	44	**2.7**		0.26	U	**6**		**5.2**		0.22	U	**9.3**		**7.4**		**8.9**		**13**		**9.8**		**6**		0.27	U	0.24	U	**4.2**		**7.2**		**16**		**6.6**	
BA9BC	BA9BC-SD4448-2211	44	48	0.16	U	0.13	U	0.14	U	0.12	U	0.11	U	0.16	U	0.15	U	0.11	U	**0.39**		**0.34**		0.14	U	0.13	U	0.12	U	0.17	U	0.12	U	0.15	U	0.14	U
BA9BC	BA9BC-SD4852-2211	48	52	0.15	U	0.13	U	0.13	U	0.12	U	0.11	U	0.16	U	0.15	U	0.11	U	0.15	U	0.12	U	0.14	U	0.13	U	0.12	U	0.17	U	0.12	U	0.15	U	0.14	U
BA9BC	BA9BC-SD5256-2211	52	56	0.15	U	0.13	U	0.14	U	0.12	U	0.11	U	0.16	U	0.15	U	0.11	U	0.15	U	0.13	U	0.14	U	0.13	U	0.12	U	0.17	U	0.12	U	0.15	U	0.14	U
BA9C	BA9C-SD0002-2211	0	2	**0.82**		0.14	U	**2.7**		**2.6**		0.12	U	**5.9**		**3**		**5.1**		**7.2**		**6.3**		**3.8**		0.14	U	0.13	U	**3.5**		**4.7**		**10**		**4.3**	
BA9C	BA9C-SD0204-2211	2	4	**1**	**J**	0.27	U	**4**		**3.8**		0.23	U	**4.3**		**3.4**		**7.1**		**8.2**		**7.1**		**4.8**		0.27	U	0.25	U	**3.6**		**7**		**10**		**2.6**	
BA9C	BA9C-SD0406-2211	4	6	**3**		**6.3**		**8.7**		**7.1**		0.22	U	**9.1**		**8.3**		**13**		**17**		**14**		**8.1**		**2.8**		0.24	U	**6.2**		**9.2**		**19**		**6.8**	
BA9C	BA9C-SD0608-2211	6	8	**4.1**		**7.1**		**11**		**9**		0.23	U	**21**		**12**		**20**		**25**		**21**		**13**		**2.2**		0.25	U	**13**		**19**		**34**		**11**	
BA9C	BA9C-SD0812-2211	8	12	**4.9**		**9.5**		**18**		**9.6**		0.24	U	**29**		**15**		**26**		**30**		**24**		**19**		**3.6**		0.26	U	**15**		**18**		**38**		**11**	
BA9C	BA9C-SD1216-2211	12	16	**2.7**	**J**	**2.5**		**5.5**		**5.2**		0.58	U	**8.2**		**7**		**11**		**12**		**10**		**6.6**		0.7	U	0.64	U	**5.2**		**8.3**		**17**		**4.8**	
BA9C	BA9C-SD1620-2211	16	20	**2.4**	**J**	0.66	U	**3.7**		**2.9**		0.56	U	**3.6**		**4.2**		**6.8**		**6.5**		**5.8**		**2.5**		0.67	U	0.61	U	**3.4**		**4.4**		**9.7**		**3.6**	
BA9C	BA9C-SD2024-2211	20	24	**0.75**		0.13	U	**1.2**		**0.86**		0.11	U	**1.4**		**1.3**		**2.2**		**2.3**		**1.7**		**1.3**		0.13	U	0.12	U	**0.57**		**2**		**3.7**		**0.99**	
BA9C	BA9C-SD2428-2211	24	28	**0.99**		**1.5**		**2.5**		**1.4**		0.11	U	**2.5**		**1.8**		**3**		**3.3**		**2.8**		**2.1**		0.13	U	0.12	U	**1.4**		**2.6**		**4.5**		**1.1**	
BA9C	BA9C-SD2832-2211	28	32	**2.4**	**J**	0.68	U	**5.1**		**2.8**		0.57	U	**6.6**		**3.7**		**7.7**		**9.3**		**7**		**4.7**		0.69	U	0.63	U	**4.8**		**6.3**		**13**		**4.7**	
BA9C	BA9C-SD3236-2211	32	36	**1.4**		**1.2**		**2.2**		**1.3**		0.11	U	**2.3**		**1.4**		**2.3**		**2.7**		**2.2**		**1.7**		0.13	U	0.12	U	**1.2**		**1.8**		**4.1**		**0.94**	
BA9C	BA9C-SD3640-2211	36	40	**0.78**		**1.3**		**1.6**		**1.1**		0.11	U	**2.2**		**1.5**		**2.6**		**2.8**		**2.1**		**1.6**		0.13	U	0.12	U	**0.95**		**1.7**		**3.6**		**1.6**	
BA9C	BA9C-SD4044-2211	40	44	0.15	U	0.13	U	**0.23**	**J**	**0.38**		0.11	U	**0.41**		**0.27**		**0.65**		**0.47**		**0.49**		**0.32**		0.13	U	0.12	U	**0.31**		**0.56**		**0.74**		0.14	U
BA9DC	BA9DC-SD0002-2211	0	2	0.18	U	0.15	U	0.16	U	0.14	U	0.13	U	0.19	U	**0.55**		**0.62**		**1.3**		**1.3**		**0.38**		0.15	U	0.14	U	0.2	U	**0.9**		**1.8**		**0.67**	
BA9DC	BA9DC-SD0204-2211	2	4	0.16	U	0.13	U	**1**		**0.81**		0.11	U	**1.1**		**0.79**		**1**		**1.9**		**1.8**		**1.4**		0.13	U	0.12	U	**0.81**		**1.6**		**2.9**		**1.3**	
BA9DC	BA9DC-SD0406-2211	4	6	0.16	U	0.13	U	0.14	U	0.13	U	0.11	U	**1.6**		**0.76**		**1.3**		**2.2**		**1.9**		**1.4**		0.14	U	0.12	U	**0.79**		**1.7**		**2.1**		**1.2**	
BA9DC	BA9DC-SD0608-2211	6	8	0.16	U	0.13	U	**1.3**		**1.3**		0.11	U	**2.1**		**1.1**		**1.7**		**3.5**		**2.4**		**1.6**		0.14	U	0.12	U	**0.91**		**2.1**		**3.8**		**1.3**	
BA9DC	BA9DC-SD0812-2211	8	12	0.16	U	0.13	U	**1.3**		**1.3**		0.11	U	**1.9**		**0.92**		**2.1**		**3.1**		**2.2**		**1.9**		0.13	U	0.12	U	**1.2**		**2.3**		**3.9**		**2.3**	
BA9DC	BA9DC-SD1216-2211	12	16	0.16	U	0.13	U	**2.1**		**1.3**		0.11	U	**1.3**		**1.2**		**3.1**		**3.6**		**2.5**		**1.8**		0.14	U	0.12	U	**1.3**		**2.3**		**4.5**		**1.7**	
BA9DC	BA9DC-SD1620-2211	16	20	0.33	U	0.27	U	**10**		0.26	U	0.23	U	**6.8**		0.31	U	**3.5**		0.32	U	**4.3**		0.3	U	0.27	U	0.25	U	**5**		0.25	U	**6.2**		**2.7**	
BA9DC	BA9DC-SD2024-2211	20	24	0.33	U	0.27	U	**2.7**		0.25	U	0.23	U	**4.5**		**2.4**		**3.8**		**6**		**4.7**		**3.3**		0.27	U	0.25	U	**2.8**		**4.6**		**8.2**		**1.7**	
BA9DC	BA9DC-SD2428-2211	24	28	0.16	U	0.13	U	**4.4**		0.13	U	0.11	U	**3**		**2.3**		**4.5**		**6.3**		**4.7**		**6**		0.14	U	0.13	U	**2**		**4.8**		**8.5**		**3.9**	
BA9DC	BA9DC-SD2832-2211	28	32	0.17	U	0.14	U	0.15	U	0.13	U	0.12	U	**2.8**		**2.5**		**4.1**		**7.8**		**5.8**		**4.4**		0.14	U	0.13	U	**2.8**		**6.6**		**10**		**4.4**	
BA9DC	BA9DC-SD3236-2211	32	36	**1.1**		**4.3**		**5.5**		**5.5**		0.12	U	**5.8**		**4.5**		**8.5**		**9.6**		**9.1**		**6.6**		0.14	U	0.13	U	**4**		**6.2**		**12**		**7.1**	
BA9DC	BA9DC-SD3640-2211	36	40	0.17	U	0.14	U	**6.1**		**4.4**		0.12	U	**5**		**3.4**		**8.5**		**10**		**8.4**		**7.5**		0.14	U	0.13	U	**3.4**		**5.5**		**14**		**3.3**	
BA9DC	BA9DC-SD4044-2211	40	44	**2.1**		0.13	U	**6.1**		**4.8**		0.11	U	**11**		**6.1**		**11**		**14**		**12**		**9.3**		**4.3**		0.12	U	**4.9**		**8.8**		**17**		**8.3**	

Table 1. Sediment PCB Results
Second MNR Report
Palos Verdes Shelf
Los Angeles County, California

Location ID	Sample ID	Top of Sample (cm)	Bottom of Sample (cm)	PCB-110	Q	PCB-114	Q	PCB-118	Q	PCB-119	Q	PCB-123	Q	PCB-126	Q	PCB-128	Q	PCB-132/153	Q	PCB-138/158	Q	PCB-149	Q	PCB-151	Q	PCB-156	Q	PCB-157	Q	PCB-167	Q	PCB-168	Q	PCB-169	Q	PCB-170	Q
BA9B	BA9B-SD0002-2211	0	2	**15**		0.36	U	**18**		0.42	U	0.34	U	0.31	U	0.47	U	**27**		**15**		**9.7**		**3.4**		0.32	U	0.32	U	0.38	U	0.36	U	0.32	U	0.35	U
BA9B	BA9B-SD0204-2211	2	4	**30**		0.36	U	**37**		0.42	U	0.33	U	0.31	U	**7**		**59**		**32**		**22**		**6.2**		**12**		0.32	U	0.38	U	0.36	U	0.32	U	**11**	
BA9B	BA9B-SD0406-2211	4	6	**75**		0.18	U	**53**		0.21	U	0.17	U	0.15	U	**13**		**43**		**62**		**40**		**15**		**8.1**		0.16	U	0.19	U	0.18	U	0.16	U	**15**	
BA9B	BA9B-SD0608-2211	6	8	**130**		0.19	U	**82**		0.22	U	0.18	U	0.16	U	**24**		**75**		**110**		**68**		**24**		**16**		0.17	U	0.2	U	0.19	U	0.17	U	**31**	
BA9B	BA9B-SD0812-2211	8	12	**93**		0.17	U	**54**		0.2	U	0.16	U	0.15	U	**13**		**54**		**68**		**46**		**17**		**8.3**		0.15	U	0.18	U	0.17	U	0.15	U	**19**	
BA9B	BA9B-SD1216-2211	12	16	**20**		0.15	U	**17**		0.18	U	0.14	U	0.13	U	**4.3**		**17**		**20**		**14**		**5.3**		**2.7**		0.14	U	0.16	U	0.15	U	0.14	U	**4.3**	
BA9B	BA9B-SD1620-2211	16	20	**4.1**		0.15	U	**3.2**		0.18	U	0.14	U	0.13	U	0.2	U	**4.3**		**4.7**		**3.7**		**2**		0.14	U	0.13	U	0.16	U	0.15	U	0.13	U	0.15	U
BA9B	BA9B-SD2024-2211	20	24	0.13	U	0.15	U	0.11	U	0.18	U	0.14	U	0.13	U	0.2	U	0.34	U	0.35	U	**0.39**		0.13	U	0.14	U	0.13	U	0.16	U	0.15	U	0.13	U	0.15	U
BA9B	BA9B-SD2428-2211	24	28	0.13	U	0.15	U	0.11	U	0.18	U	0.14	U	0.13	U	0.19	U	0.34	U	0.34	U	0.15	U	0.13	U	0.13	U	0.13	U	0.16	U	0.15	U	0.13	U	0.15	U
BA9B	BA9B-SD2832-2211	28	32	**29**		0.15	U	**30**		0.18	U	0.14	U	0.13	U	**7.8**		**27**		**35**		**23**		**10**		**6.4**		0.14	U	0.16	U	0.15	U	0.14	U	**8.1**	
BA9B	BA9B-SD3236-2211	32	36	**3.3**		0.15	U	**4**		0.18	U	0.14	U	0.13	U	0.2	U	**2.4**		**3.4**		**1.8**		**0.93**		0.14	U	0.14	U	0.16	U	0.15	U	0.14	U	**0.83**	
BA9BC	BA9BC-SD0002-2211	0	2	**26**		0.38	U	**31**		0.44	U	0.35	U	0.33	U	0.49	U	**49**		**28**		**17**		**4.9**		0.34	U	0.33	U	0.4	U	0.38	U	0.34	U	0.37	U
BA9BC	BA9BC-SD0204-2211	2	4	**33**		0.94	U	**32**		1.1	U	0.88	U	0.81	U	**6.4**		**26**		**34**		**23**		**8.4**		0.84	U	0.83	U	1	U	0.93	U	0.83	U	**9.3**	
BA9BC	BA9BC-SD0406-2211	4	6	**34**		0.36	U	**37**		0.42	U	0.34	U	0.31	U	0.47	U	**61**		**35**		**25**		**6.8**		**4.2**		0.32	U	0.38	U	0.36	U	0.32	U	**12**	
BA9BC	BA9BC-SD0608-2211	6	8	**42**		0.19	U	**51**		0.23	U	0.18	U	0.17	U	**8.6**		**38**		**52**		**33**		**14**		**8.9**		0.17	U	0.2	U	0.19	U	0.17	U	**10**	
BA9BC	BA9BC-SD0812-2211	8	12	**63**		0.19	U	**47**		0.22	U	0.18	U	0.16	U	**10**		**44**		**53**		**39**		**15**		0.17	U	0.17	U	0.2	U	0.19	U	0.17	U	**13**	
BA9BC	BA9BC-SD1216-2211	12	16	**160**		0.19	U	**110**		0.22	U	0.18	U	0.16	U	**24**		**97**		**130**		**89**		**31**		**16**		0.17	U	0.2	U	0.19	U	0.17	U	**44**	
BA9BC	BA9BC-SD1620-2211	16	20	**180**		0.2	U	**150**		0.23	U	0.18	U	0.17	U	**35**		**130**		**170**		**120**		**44**		**22**		0.17	U	0.21	U	0.19	U	0.17	U	**49**	
BA9BC	BA9BC-SD2024-2211	20	24	**120**		0.21	U	**81**		0.24	U	0.19	U	0.18	U	**27**		**79**		**100**		**74**		**25**		**11**		0.18	U	0.22	U	0.2	U	0.18	U	**34**	
BA9BC	BA9BC-SD2428-2211	24	28	**20**		0.16	U	**15**		0.18	U	0.15	U	0.13	U	**4.8**		**17**		**20**		**16**		**5.5**		**2.7**		0.14	U	0.17	U	0.16	U	0.14	U	**4.7**	
BA9BC	BA9BC-SD2832-2211	28	32	**8.2**		0.16	U	**6.5**		0.18	U	0.14	U	0.13	U	**2.1**		**7.6**		**9.2**		**6.9**		**3**		0.14	U	0.14	U	0.16	U	0.15	U	0.14	U	**1.9**	
BA9BC	BA9BC-SD3236-2211	32	36	**15**		0.32	U	**15**		0.37	U	0.29	U	0.27	U	0.41	U	**28**		**15**		**11**		**3**		0.28	U	0.28	U	0.34	U	0.31	U	0.28	U	**6**	
BA9BC	BA9BC-SD3640-2211	36	40	**18**		0.31	U	**22**		0.36	U	0.29	U	0.27	U	**5.5**		**31**		**20**		**13**		**5.6**		0.28	U	0.27	U	0.33	U	0.31	U	0.27	U	0.3	U
BA9BC	BA9BC-SD4044-2211	40	44	**13**		0.3	U	**12**		0.35	U	0.28	U	0.26	U	**2.9**		**21**		**13**		**7.9**		**2.8**		0.27	U	0.26	U	0.32	U	0.3	U	0.26	U	0.29	U
BA9BC	BA9BC-SD4448-2211	44	48	0.12	U	0.15	U	0.11	U	0.17	U	0.14	U	0.13	U	0.19	U	0.33	U	0.33	U	0.15	U	0.13	U	0.13	U	0.13	U	0.15	U	0.14	U	0.13	U	0.14	U
BA9BC	BA9BC-SD4852-2211	48	52	0.12	U	0.14	U	0.11	U	0.17	U	0.13	U	0.12	U	0.18	U	0.32	U	0.32	U	0.15	U	0.12	U	0.13	U	0.13	U	0.15	U	0.14	U	0.13	U	0.14	U
BA9BC	BA9BC-SD5256-2211	52	56	0.12	U	0.14	U	0.11	U	0.17	U	0.13	U	0.12	U	0.19	U	0.33	U	0.33	U	0.15	U	0.12	U	0.13	U	0.13	U	0.15	U	0.14	U	0.13	U	0.14	U
BA9C	BA9C-SD0002-2211	0	2	**7.3**		0.16	U	**7.7**		0.19	U	0.15	U	0.14	U	**2.7**		**14**		**8.1**		**5.2**		**1.6**		0.14	U	0.14	U	0.17	U	0.16	U	0.14	U	**2.2**	
BA9C	BA9C-SD0204-2211	2	4	**7.9**		0.31	U	**9**		0.36	U	0.28	U	0.26	U	**2.7**		**18**		**10**		**5.7**		**2.1**		0.27	U	0.27	U	0.32	U	0.3	U	0.27	U	**3**	
BA9C	BA9C-SD0406-2211	4	6	**17**		0.3	U	**18**		0.35	U	0.28	U	0.26	U	**3.8**		**28**		**17**		**11**		**4.1**		**3.7**		0.26	U	0.32	U	0.29	U	0.26	U	**4.8**	
BA9C	BA9C-SD0608-2211	6	8	**27**		0.31	U	**28**		0.36	U	0.28	U	0.26	U	**4.4**		**42**		**35**		**18**		**5.1**		0.27	U	0.27	U	0.32	U	0.3	U	0.27	U	**6.2**	
BA9C	BA9C-SD0812-2211	8	12	**33**		0.32	U	**31**		0.37	U	0.3	U	0.27	U	**7.1**		**51**		**31**		**20**		**6.7**		**7.3**		0.28	U	0.34	U	0.31	U	0.28	U	**8.6**	
BA9C	BA9C-SD1216-2211	12	16	**14**		0.78	U	**13**		0.91	U	0.73	U	0.67	U	**2.8**		**23**		**15**		**9.9**		**3.9**		0.69	U	0.69	U	0.83	U	0.77	U	0.69	U	**3.5**	
BA9C	BA9C-SD1620-2211	16	20	**7.9**		0.75	U	**7.2**		0.87	U	0.69	U	0.64	U	0.96	U	**20**		**9.5**		**6**		**2.1**		0.66	U	0.66	U	0.79	U	0.74	U	0.66	U	0.72	U
BA9C	BA9C-SD2024-2211	20	24	**2.2**		0.14	U	**2.6**		0.17	U	0.13	U	0.12	U	0.19	U	**4.7**		**2.2**		**2.2**		**0.56**		0.13	U	0.13	U	0.15	U	0.14	U	0.13	U	0.14	U
BA9C	BA9C-SD2428-2211	24	28	**3**		0.15	U	**3.4**		0.17	U	0.13	U	0.12	U	0.19	U	**5.5**		**3.3**		**2.2**		**1**		0.13	U	0.13	U	0.15	U	0.14	U	0.13	U	0.14	U
BA9C	BA9C-SD2832-2211	28	32	**9.9**		0.77	U	**11**		0.9	U	0.71	U	0.66	U	0.99	U	**14**		**8.3**		**6**		**3.8**		0.68	U	0.68	U	0.81	U	0.76	U	0.68	U	0.75	U
BA9C	BA9C-SD3236-2211	32	36	**2.6**		0.15	U	**2.7**		0.17	U	0.14	U	0.13	U	0.19	U	**5.1**		**2.6**		**2.1**		**1.2**		0.13	U	0.13	U	0.16	U	0.15	U	0.13	U	**1.4**	
BA9C	BA9C-SD3640-2211	36	40	**2.5**		0.15	U	**2.6**		0.17	U	0.14	U	0.13	U	0.19	U	**4.5**		**2.5**		**2.2**		**0.86**		0.13	U	0.13	U	0.16	U	0.15	U	0.13	U	0.15	U
BA9C	BA9C-SD4044-2211	40	44	**0.58**		0.14	U	**0.54**		0.17	U	0.13	U	0.12	U	0.18	U	**1.3**		**0.42**	**J**	**0.47**		0.12	U	0.13	U	0.13	U	0.15	U	0.14	U	0.13	U	0.14	U
BA9DC	BA9DC-SD0002-2211	0	2	**1**		0.17	U	**1.8**		0.2	U	0.16	U	0.15	U	0.22	U	**2.9**		**2.1**		**1.1**		0.15	U	0.15	U	0.15	U	0.18	U	0.17	U	0.15	U	0.16	U
BA9DC	BA9DC-SD0204-2211	2	4	**2.8**		0.15	U	**2.5**		0.18	U	0.14	U	0.13	U	0.19	U	**3.8**		**2.4**		**1.6**		**0.76**		0.13	U	0.13	U	0.16	U	0.15	U	0.13	U	0.15	U
BA9DC	BA9DC-SD0406-2211	4	6	**1.9**		0.15	U	**2.5**		0.18	U	0.14	U	0.13	U	0.2	U	**4.6**		**2.8**		**1.9**		0.13	U	0.14	U	0.13	U	0.16	U	0.15	U	0.13	U	0.15	U
BA9DC	BA9DC-SD0608-2211	6	8	**2.5**		0.15	U	**3.5**		0.18	U	0.14	U	0.13	U	0.2	U	**5.7**		**3.4**		**2.4**		**0.79**		0.13	U	0.13	U	0.16	U	0.15	U	0.13	U	0.15	U
BA9DC	BA9DC-SD0812-2211	8	12	**2.5**		0.15	U	**3.2**		0.18	U	0.14	U	0.13	U	0.19	U	**6.7**		**3.6**		**2.2**		**1.2**		0.13	U	0.13	U	0.16	U	0.15	U	0.13	U	0.15	U
BA9DC	BA9DC-SD1216-2211	12	16	**3**		0.15	U	**3.5**		0.18	U	0.14	U	0.13	U	0.2	U	**7.2**		**3.5**		**2.8**		**1.2**		0.14	U	0.13	U	0.16	U	0.15	U	0.13	U	0.15	U
BA9DC	BA9DC-SD1620-2211	16	20	0.26	U	0.31	U	**16**		0.36	U	0.29	U	0.26	U	0.4	U	**12**		**4.9**		**5**		**2.1**		0.27	U	0.27	U	0.33	U	0.3	U	0.27	U	0.3	U
BA9DC	BA9DC-SD2024-2211	20	24	**5.3**		0.3	U	**5.6**		0.36	U	0.28	U	0.26	U	0.39	U	**12**		**6.4**		**4.5**		**2.3**		0.27	U	0.27	U	0.32	U	0.3	U	0.27	U	0.3	U
BA9DC	BA9DC-SD2428-2211	24	28	**5.7**		0.15	U	**6.7**		0.18	U	0.14	U	0.13	U	0.2	U	**13**		**6.6**		**5.2**		**2.1**		0.14	U	0.13	U	0.16	U	0.15	U	0.13	U	0.15	U
BA9DC	BA9DC-SD2832-2211	28	32	**6.6**		0.15	U	**9.3**		0.18	U	0.14	U	0.13	U	0.2	U	**15**		**7.6**		**5.3**		**2.5**		0.14	U	0.14	U	0.16	U	0.15	U	0.14	U	0.15	U
BA9DC	BA9DC-SD3236-2211	32	36	**7.7**		0.16	U	**11**		0.18	U	0.14	U	0.13	U	0.2	U	**17**		**12**		**7.9**		**3.4**		0.14	U	0.14	U	0.16	U	0.15	U	0.14	U	0.15	U
BA9DC	BA9DC-SD3640-2211	36	40	**9.2**		0.16	U	**12**		0.18	U	0.14	U	0.13	U	0.2	U	**22**		**12**		**9.3**		**2.8**		0.14	U	0.14	U	0.17	U	0.15	U	0.14	U	0.15	U
BA9DC	BA9DC-SD4044-2211	40	44	**14**		0.15	U	**16**		0.17	U	0.14	U	0.13	U	0.19	U	**23**		**12**		**12**		**4.2**		0.13	U	0.13	U	0.16	U	0.15	U	0.13	U	**4**	

Table 1. Sediment PCB Results
Second MNR Report
Palos Verdes Shelf
Los Angeles County, California

Location ID	Sample ID	Top of Sample (cm)	Bottom of Sample (cm)	PCB-177	Q	PCB-180	Q	PCB-183	Q	PCB-187	Q	PCB-189	Q	PCB-194	Q	PCB-195	Q	PCB-201	Q	PCB-203	Q	PCB-206	Q	PCB-209	Q	Total PCB - Short List	Q	Total PCB - Expanded List	Q
BA9B	BA9B-SD0002-2211	0	2	**2.9**		**9**		**2.2**		**5.6**		0.27	U	0.38	U	0.21	U	0.47	U	0.24	U	0.38	U	0.32	U	**140**		**210**	
BA9B	BA9B-SD0204-2211	2	4	**4.2**		**19**		**5.3**		**8.7**		0.27	U	0.38	U	0.21	U	0.47	U	**8**		**4.7**		**4.5**		**350**		**520**	
BA9B	BA9B-SD0406-2211	4	6	**6.8**		**28**		**6.1**		**14**		0.13	U	**7**		**10**		**2**		**4.4**		**4.4**		**3**		**480**		**780**	
BA9B	BA9B-SD0608-2211	6	8	**11**		**46**		**9.8**		**24**		0.14	U	**11**		**21**		0.25	U	**9**		**7.6**		**5.8**		**840**		**1400**	
BA9B	BA9B-SD0812-2211	8	12	**7**		**30**		**6.3**		**16**		0.13	U	**7.8**		**5.5**		0.23	U	**5.3**		**4.5**		**3.4**		**560**		**930**	
BA9B	BA9B-SD1216-2211	12	16	**2.9**		**9.8**		**2**		**5.4**		0.11	U	**2.7**		0.09	U	**0.49**		**1.9**		**1.1**		**1.8**		**180**		**290**	
BA9B	BA9B-SD1620-2211	16	20	0.13	U	**2.9**		**0.67**		**1.5**		0.11	U	**0.99**		0.089	U	0.2	U	**0.49**		**1**		**0.71**		**38**		**59**	
BA9B	BA9B-SD2024-2211	20	24	0.13	U	0.12	U	0.17	U	0.13	U	0.11	U	0.16	U	0.089	U	0.2	U	0.099	U	0.16	U	0.13	U	**2.1**	**J**	**3.6**	**J**
BA9B	BA9B-SD2428-2211	24	28	0.13	U	0.12	U	0.17	U	0.13	U	0.11	U	0.16	U	0.088	U	0.2	U	0.098	U	0.16	U	0.13	U	0	U	0	U
BA9B	BA9B-SD2832-2211	28	32	**4.2**		**17**		**3.9**		**10**		0.11	U	**4.7**		**1.3**		**0.99**		**2.9**		**3.1**		**2.5**		**260**		**410**	
BA9B	BA9B-SD3236-2211	32	36	0.14	U	**1.6**		**0.42**		**0.77**		0.11	U	0.16	U	0.09	U	0.2	U	0.1	U	0.16	U	0.13	U	**25**	**J**	**39**	**J**
BA9BC	BA9BC-SD0002-2211	0	2	**2.8**		**13**		**3.2**		**6.8**		0.28	U	0.4	U	0.22	U	0.5	U	**4.9**		0.4	U	0.33	U	**230**		**370**	
BA9BC	BA9BC-SD0204-2211	2	4	**4.3**		**17**		**4**		**9.7**		0.7	U	**9.4**		0.55	U	1.2	U	**2.4**		1	U	**7**		**260**	**J**	**420**	**J**
BA9BC	BA9BC-SD0406-2211	4	6	**5.5**		**20**		**4.8**		**10**		0.27	U	0.38	U	0.21	U	0.47	U	**12**		0.38	U	0.32	U	**340**		**540**	
BA9BC	BA9BC-SD0608-2211	6	8	**5.4**		**26**		**5.5**		**14**		0.14	U	**5.7**		0.11	U	0.25	U	**4.1**		**5**		**2.9**		**380**		**590**	
BA9BC	BA9BC-SD0812-2211	8	12	**7**		**30**		**5.8**		**13**		0.14	U	**6.6**		**11**		0.25	U	**4.5**		**6**		**4**		**420**		**680**	
BA9BC	BA9BC-SD1216-2211	12	16	**12**		**58**		**13**		**29**		0.14	U	**15**		**18**		**2.9**		**13**		**9.5**		**7.6**		**1100**		**1700**	
BA9BC	BA9BC-SD1620-2211	16	20	**19**		**80**		**18**		**40**		0.15	U	**18**		**17**		**4.5**		**14**		**8.7**		**6.7**		**1500**		**2400**	
BA9BC	BA9BC-SD2024-2211	20	24	**13**		**49**		**11**		**27**		0.15	U	**17**		0.12	U	**2.5**		**12**		**10**		**5.2**		**920**		**1500**	
BA9BC	BA9BC-SD2428-2211	24	28	**2.6**		**9.8**		**2.3**		**5.8**		0.12	U	**2.6**		0.092	U	0.2	U	**1.7**		**1.7**		**1.8**		**160**		**250**	
BA9BC	BA9BC-SD2832-2211	28	32	**1.1**		**5.5**		**1.1**		**2.8**		0.12	U	**1.4**		0.091	U	0.2	U	**0.98**		**0.58**		**1.5**		**70**		**110**	
BA9BC	BA9BC-SD3236-2211	32	36	**1.3**		**8.4**		**2.1**		**4.7**		0.24	U	0.33	U	0.18	U	0.41	U	0.21	U	0.34	U	0.28	U	**150**		**220**	
BA9BC	BA9BC-SD3640-2211	36	40	**3**		**8.4**		**2.5**		**4.5**		0.23	U	0.33	U	0.18	U	0.4	U	**6.9**		0.33	U	0.27	U	**190**		**300**	
BA9BC	BA9BC-SD4044-2211	40	44	**1.9**		**6**		**1.1**		**3.3**		0.22	U	0.31	U	0.17	U	0.39	U	0.19	U	0.32	U	0.26	U	**120**		**190**	
BA9BC	BA9BC-SD4448-2211	44	48	0.13	U	0.11	U	0.17	U	0.12	U	0.11	U	0.15	U	0.085	U	0.19	U	0.095	U	0.15	U	0.13	U	**0.39**		**0.73**	
BA9BC	BA9BC-SD4852-2211	48	52	0.13	U	0.11	U	0.16	U	0.12	U	0.11	U	0.15	U	0.083	U	0.19	U	0.093	U	0.15	U	0.12	U	0	U	0	U
BA9BC	BA9BC-SD5256-2211	52	56	0.13	U	0.11	U	0.17	U	0.12	U	0.11	U	0.15	U	0.085	U	0.19	U	0.094	U	0.15	U	0.13	U	0	U	0	U
BA9C	BA9C-SD0002-2211	0	2	**0.95**		**4.3**		**0.92**		**1.9**		0.12	U	0.17	U	0.093	U	0.21	U	**1.9**		0.17	U	0.14	U	**77**		**120**	
BA9C	BA9C-SD0204-2211	2	4	**0.74**		**4.7**		**1.4**		**2.3**		0.23	U	0.32	U	0.18	U	0.4	U	**3.7**		0.32	U	0.27	U	**87**	**J**	**140**	**J**
BA9C	BA9C-SD0406-2211	4	6	**2.6**		**8.3**		**2.2**		**4.6**		0.22	U	0.31	U	0.17	U	0.39	U	**4.5**		0.32	U	0.26	U	**170**		**270**	
BA9C	BA9C-SD0608-2211	6	8	**4**		**12**		**3.6**		**6.4**		0.23	U	**4**		0.18	U	0.4	U	**6.2**		**4**		**5.8**		**280**		**430**	
BA9C	BA9C-SD0812-2211	8	12	**4.2**		**16**		**3.7**		**6.9**		0.24	U	**3.7**		0.19	U	0.41	U	**8.5**		**2.1**		**12**		**340**		**520**	
BA9C	BA9C-SD1216-2211	12	16	**2**		**7.4**		**1.5**		**3.8**		0.58	U	0.82	U	0.46	U	1	U	**3.1**		0.83	U	**6.1**		**140**	**J**	**220**	**J**
BA9C	BA9C-SD1620-2211	16	20	0.66	U	**3.8**		0.85	U	**2**		0.56	U	0.78	U	0.44	U	0.97	U	0.49	U	0.79	U	0.65	U	**79**	**J**	**120**	**J**
BA9C	BA9C-SD2024-2211	20	24	**0.62**		**1.5**		**0.26**	**J**	**0.72**		0.11	U	0.15	U	0.084	U	0.19	U	**0.78**		0.15	U	0.13	U	**24**		**39**	**J**
BA9C	BA9C-SD2428-2211	24	28	**0.35**		**1.6**		**0.36**		**1**		0.11	U	0.15	U	0.085	U	0.19	U	**0.73**		0.15	U	0.13	U	**34**		**54**	
BA9C	BA9C-SD2832-2211	28	32	0.68	U	**6**		**1.8**		**2.8**		0.57	U	0.81	U	0.45	U	1	U	0.5	U	0.81	U	0.67	U	**91**	**J**	**140**	**J**
BA9C	BA9C-SD3236-2211	32	36	**0.51**		**1.3**		**0.39**		**0.73**		0.11	U	0.16	U	0.087	U	0.19	U	0.097	U	0.16	U	0.13	U	**31**		**47**	
BA9C	BA9C-SD3640-2211	36	40	**0.44**		**1**		**0.23**	**J**	**0.47**		0.11	U	0.16	U	0.087	U	0.2	U	0.098	U	0.16	U	0.13	U	**28**		**43**	**J**
BA9C	BA9C-SD4044-2211	40	44	0.13	U	0.11	U	0.16	U	0.12	U	0.11	U	0.15	U	0.084	U	0.19	U	0.093	U	0.15	U	0.12	U	**4.8**	**J**	**8.1**	**J**
BA9DC	BA9DC-SD0002-2211	0	2	0.15	U	**0.87**		0.19	U	0.14	U	0.13	U	0.18	U	0.099	U	0.22	U	0.11	U	0.18	U	0.15	U	**12**		**17**	
BA9DC	BA9DC-SD0204-2211	2	4	0.13	U	**1.4**		**0.25**	**J**	**0.69**		0.11	U	0.16	U	0.088	U	0.2	U	0.098	U	0.16	U	0.13	U	**20**		**33**	**J**
BA9DC	BA9DC-SD0406-2211	4	6	**0.17**	**J**	**1.3**		**0.45**		**0.93**		0.11	U	0.16	U	0.089	U	0.2	U	0.099	U	0.16	U	0.13	U	**21**		**32**	**J**
BA9DC	BA9DC-SD0608-2211	6	8	0.13	U	**1.7**		**0.44**		**1**		0.11	U	0.16	U	0.088	U	0.2	U	0.099	U	0.16	U	0.13	U	**29**		**45**	
BA9DC	BA9DC-SD0812-2211	8	12	0.13	U	**1.2**		**0.52**		**1**		0.11	U	0.16	U	0.088	U	0.2	U	0.099	U	0.16	U	0.13	U	**30**		**47**	
BA9DC	BA9DC-SD1216-2211	12	16	0.13	U	**1.6**		**0.61**		**1.3**		0.11	U	0.16	U	0.089	U	0.2	U	0.099	U	0.16	U	0.13	U	**33**		**51**	
BA9DC	BA9DC-SD1620-2211	16	20	0.27	U	**3.5**		**1.1**		**2.2**		0.23	U	0.32	U	0.18	U	0.4	U	0.2	U	0.33	U	0.27	U	**68**		**85**	
BA9DC	BA9DC-SD2024-2211	20	24	0.27	U	**3.3**		**1**		**1.8**		0.23	U	0.32	U	0.18	U	0.4	U	0.2	U	0.32	U	0.27	U	**56**		**87**	
BA9DC	BA9DC-SD2428-2211	24	28	**1.3**		**3.6**		**0.78**		**2.2**		0.11	U	0.16	U	0.089	U	0.2	U	0.1	U	0.16	U	0.13	U	**63**		**98**	
BA9DC	BA9DC-SD2832-2211	28	32	**0.98**		**5.6**		**0.91**		**2.2**		0.12	U	0.16	U	0.09	U	0.2	U	0.1	U	0.16	U	0.13	U	**69**		**110**	
BA9DC	BA9DC-SD3236-2211	32	36	**1.2**		**6.4**		**1.7**		**3**		0.12	U	0.16	U	0.091	U	0.2	U	**3**		0.16	U	0.14	U	**100**		**160**	
BA9DC	BA9DC-SD3640-2211	36	40	0.14	U	**7.4**		**1.6**		**4**		0.12	U	0.16	U	0.091	U	0.2	U	0.1	U	0.17	U	0.14	U	**100**		**160**	
BA9DC	BA9DC-SD4044-2211	40	44	**2**		**9.4**		**2**		**4.1**		0.11	U	0.16	U	0.087	U	**0.6**		**2.5**		**2.3**		**4.5**		**150**		**230**	

Table 1. Sediment PCB Results
Second MNR Report
Palos Verdes Shelf
Los Angeles County, California

Location ID	Sample ID	Top of Sample (cm)	Bottom of Sample (cm)	PCB-5/8	Q	PCB-18	Q	PCB-28	Q	PCB-31	Q	PCB-37	Q	PCB-44	Q	PCB-49	Q	PCB-52	Q	PCB-66	Q	PCB-70	Q	PCB-74	Q	PCB-77	Q	PCB-81	Q	PCB-87	Q	PCB-99	Q	PCB-101	Q	PCB-105	Q
BA10B	BA10B-SD0002-2211	0	2	0.87	U	0.72	U	0.77	U	0.68	U	0.61	U	0.91	U	0.84	U	0.61	U	**1.3**	**J**	**1**	**J**	0.79	U	0.73	U	**0.79**	**J**	**0.99**	**J**	0.66	U	**1.9**		**4.8**	
BA10B	BA10B-SD0204-2211	2	4	0.84	U	0.69	U	**1.7**		**1.4**	**J**	0.58	U	**1.2**	**J**	**1.2**	**J**	0.58	U	**3.2**		**2.1**		0.75	U	0.7	U	0.64	U	**1.1**	**J**	0.63	U	0.8	U	**5.2**	
BA10B	BA10B-SD0406-2211	4	6	0.83	U	0.68	U	**1.3**	**J**	0.64	U	0.58	U	**1.1**	**J**	0.79	U	**1.5**		**2.2**		**1.4**	**J**	**0.9**	**J**	0.69	U	0.64	U	**0.97**	**J**	0.63	U	**2.5**		0.77	U
BA10B	BA10B-SD0608-2211	6	8	0.84	U	0.69	U	0.74	U	**1.3**	**J**	0.59	U	0.88	U	0.8	U	**1.1**	**J**	0.81	U	**1.7**		0.76	U	0.7	U	0.65	U	0.91	U	0.64	U	**1.3**	**J**	**6.8**	
BA10B	BA10B-SD0812-2211	8	12	0.82	U	0.68	U	**2.4**		0.64	U	0.57	U	0.86	U	0.79	U	**1.8**		**2.5**		**1.7**		0.74	U	0.69	U	0.63	U	**1.2**	**J**	0.62	U	**3.2**		**4.3**	
BA10B	BA10B-SD1216-2211	12	16	0.32	U	0.26	U	**0.42**	**J**	**0.64**		0.22	U	**0.53**	**J**	**0.48**	**J**	**0.67**		**0.97**		**0.62**		0.28	U	0.26	U	0.24	U	0.34	U	**0.9**		**1.1**		0.29	U
BA10B	BA10B-SD1620-2211	16	20	0.79	U	0.65	U	0.7	U	0.62	U	0.55	U	0.83	U	0.76	U	0.55	U	0.76	U	0.64	U	0.71	U	0.66	U	0.61	U	0.86	U	0.6	U	**1.2**	**J**	0.73	U
BA10B	BA10B-SD2024-2211	20	24	0.15	U	0.13	U	0.14	U	0.12	U	0.11	U	0.16	U	0.15	U	0.11	U	0.15	U	0.12	U	0.14	U	0.13	U	0.12	U	0.17	U	0.12	U	0.15	U	0.14	U
BA10C	BA10C-SD0002-2211	0	2	0.86	U	0.71	U	0.75	U	0.67	U	0.6	U	0.9	U	0.82	U	0.6	U	**2**		**1.3**	**J**	0.77	U	0.72	U	0.66	U	0.93	U	0.65	U	**2.3**		0.79	U
BA10C	BA10C-SD0204-2211	2	4	0.78	U	0.64	U	0.68	U	0.6	U	0.54	U	0.81	U	0.74	U	0.54	U	**1.3**	**J**	0.63	U	0.7	U	0.65	U	0.6	U	0.84	U	0.59	U	**1.4**		**2**	
BA10C	BA10C-SD0406-2211	4	6	0.75	U	0.62	U	0.66	U	0.58	U	0.52	U	**1.2**	**J**	0.71	U	**0.77**	**J**	**1.8**		**0.88**	**J**	0.67	U	0.62	U	0.57	U	0.81	U	0.56	U	**1.7**		**1.9**	
BA10C	BA10C-SD0608-2211	6	8	0.74	U	0.61	U	0.65	U	0.57	U	0.51	U	0.77	U	0.71	U	0.51	U	**1**	**J**	0.6	U	0.67	U	0.62	U	0.57	U	0.8	U	0.56	U	0.7	U	**1.4**	
BA10C	BA10C-SD0812-2211	8	12	0.76	U	0.63	U	0.67	U	**1.3**		0.53	U	0.79	U	0.73	U	0.53	U	**1.6**		**0.8**	**J**	0.69	U	0.63	U	0.58	U	**1.1**	**J**	0.57	U	**1.3**		**2.3**	
BA10C	BA10C-SD1216-2211	12	16	0.8	U	0.66	U	**2.8**		0.62	U	0.56	U	**2.5**		0.77	U	**2.6**		**3.4**		**2.9**		**2.1**		0.67	U	0.62	U	**1.6**		0.61	U	**4.3**		**4.9**	
BA10C	BA10C-SD1620-2211	16	20	0.17	U	0.14	U	0.15	U	0.14	U	0.12	U	0.18	U	0.17	U	**0.34**		**0.28**	**J**	**0.3**	**J**	0.16	U	0.15	U	0.13	U	0.19	U	**0.32**		**0.5**		0.16	U
BA10DC	BA10DC-SD0002-2211	0	2	0.86	U	0.71	U	0.76	U	0.67	U	0.6	U	0.9	U	0.82	U	0.6	U	**1**	**J**	0.7	U	0.78	U	0.72	U	0.66	U	0.93	U	0.65	U	**1.7**		**4.2**	
BA10DC	BA10DC-SD0204-2211	2	4	0.78	U	0.64	U	**1.1**	**J**	0.61	U	0.54	U	**1.2**	**J**	0.75	U	**0.97**	**J**	0.75	U	**0.76**	**J**	0.7	U	0.65	U	0.6	U	**0.98**	**J**	0.59	U	**2.1**		**2.7**	
BA10DC	BA10DC-SD0406-2211	4	6	**0.62**		0.13	U	**1.2**		**1.6**		0.11	U	**1.2**		**1**		**1.7**		**2.4**		**1.8**		**1.2**		0.13	U	0.12	U	**1.1**		**2**		**2.8**		**1.3**	
BA10DC	BA10DC-SD0608-2211	6	8	0.78	U	0.64	U	**1.4**		0.61	U	0.54	U	**1.3**	**J**	**1.2**	**J**	0.54	U	**1.8**		**1.7**		0.7	U	0.65	U	0.6	U	0.85	U	0.59	U	**1.9**		0.72	U
BA10DC	BA10DC-SD0812-2211	8	12	0.78	U	0.64	U	**2.5**		0.6	U	0.54	U	0.81	U	**1.3**	**J**	**1.5**		**2.9**		**2**		**1.5**		0.65	U	0.6	U	**1.1**	**J**	0.59	U	**3.2**		**3.2**	
BA10DC	BA10DC-SD1216-2211	12	16	0.79	U	0.65	U	**4.5**		0.61	U	0.55	U	**2.3**		0.76	U	**2.1**		**2.9**		**2.3**		0.71	U	0.66	U	0.61	U	**1.5**		0.6	U	**3.9**		**5.5**	
BA10DC	BA10DC-SD1620-2211	16	20	**1.2**	**J**	**3**		**3**		**1.6**		0.56	U	**3.8**		**2.5**		**4.1**		**5.5**		**4**		**2.6**		0.66	U	0.61	U	**1.7**		0.6	U	**5.5**		**6.6**	
BA10DC	BA10DC-SD2024-2211	20	24	**1.4**	**J**	**4.9**		**4.4**		**3.2**		0.56	U	**4.7**		**3.5**		**5.9**		**7.4**		**6**		**3.7**		0.67	U	0.61	U	**2.3**		0.6	U	**7.5**		**8.2**	
BA10DC	BA10DC-SD2428-2211	24	28	**0.94**	**J**	0.64	U	**2.3**		**1.6**		0.55	U	**3.2**		**2.3**		**3.2**		**4.3**		**3.5**		**1.6**		0.65	U	0.6	U	**1.6**		**2.9**		**4.7**		**3**	
BA10DC	BA10DC-SD2832-2211	28	32	0.76	U	0.62	U	**0.8**	**J**	0.59	U	0.53	U	0.79	U	0.72	U	**0.62**	**J**	**1.1**	**J**	**0.78**	**J**	0.68	U	0.63	U	0.58	U	0.82	U	0.57	U	**1**	**J**	**2.5**	
OA01	OA01-SD0002-2211	0	2	**0.48**	**J**	0.35	U	**3.5**		**2.6**		0.29	U	**5.9**		**1.9**		**5.3**		**6.9**		**6.1**		**2.9**		0.35	U	0.32	U	**3.5**		**4.7**		**8.6**		**3.9**	
OA01	OA01-SD0204-2211	2	4	0.92	U	0.76	U	**7.3**		**6.3**		0.64	U	**13**		0.88	U	**15**		**19**		**16**		**9.1**		0.77	U	0.71	U	**8.2**		**11**		**22**		**11**	
OA01	OA01-SD0406-2211	4	6	0.98	U	0.8	U	**6.1**		**5.6**		0.68	U	**10**		**7.2**		**13**		**17**		**12**		**7.4**		0.82	U	0.75	U	**7.2**		0.74	U	**19**		**9.9**	
OA01	OA01-SD0608-2211	6	8	0.98	U	0.81	U	**8.5**		**7.1**		0.68	U	**14**		**7.6**		**14**		**21**		**17**		**10**		0.82	U	0.75	U	**9.9**		0.74	U	**24**		**14**	
OA01	OA01-SD0812-2211	8	12	1.2	U	0.98	U	1	U	0.92	U	0.83	U	**52**		1.1	U	**52**		**95**		**55**		**38**		0.99	U	0.91	U	1.3	U	0.9	U	**100**		**54**	
OA01	OA01-SD1216-2211	12	16	1	U	**41**		**77**		**74**		0.73	U	**110**		**77**		**130**		**140**		**150**		**71**		0.87	U	0.8	U	1.1	U	**63**		**150**		**72**	
OA01	OA01-SD1620-2211	16	20	1.4	U	**170**		**150**		**160**		0.98	U	**240**		**150**		**290**		**300**		**320**		**150**		1.2	U	1.1	U	1.5	U	**130**		**340**		**290**	
OA01	OA01-SD2024-2211	20	24	1.4	U	1.1	U	**89**		**88**		0.96	U	**140**		**80**		**170**		**170**		**190**		**85**		1.1	U	1.1	U	1.5	U	**93**		**230**		**110**	
OA01	OA01-SD2428-2211	24	28	0.87	U	0.72	U	**25**		**29**		0.61	U	**29**		0.83	U	**31**		**30**		**31**		**16**		0.73	U	0.67	U	**13**		0.66	U	**35**		**33**	
OA01	OA01-SD2832-2211	28	32	0.83	U	**6**		**8.2**		**9**		0.58	U	**12**		**9.8**		**17**		**17**		**18**		**8.9**		0.69	U	0.63	U	**9**		**10**		**24**		**32**	
OA01	OA01-SD3236-2211	32	36	**1.5**	**J**	**7.9**		**6.7**		**6**		0.6	U	**8.7**		**5.7**		**12**		**12**		**11**		**5.4**		0.72	U	0.66	U	**5.3**		0.65	U	**15**		**18**	
OA01	OA01-SD3640-2211	36	40	0.84	U	**11**		**7.6**		**8.5**		0.58	U	**12**		**7.8**		**15**		**15**		**16**		**7.7**		0.7	U	0.64	U	**6.3**		**8.2**		**19**		**9.9**	
OA01	OA01-SD4044-2211	40	44	0.79	U	0.65	U	0.7	U	**1.5**		0.55	U	**1.7**		0.76	U	**1.2**	**J**	**2**		**1.3**	**J**	**0.93**	**J**	0.66	U	0.61	U	0.86	U	0.6	U	**2.2**		**2.4**	
OA01	OA01-SD4448-2211	44	48	0.82	U	0.68	U	0.72	U	**3.7**		0.57	U	**2.6**		**1.5**		**2.8**		**3.5**		**2.7**		**2**		0.68	U	0.63	U	**1.4**		0.62	U	**4.1**		**7.8**	

Table 1. Sediment PCB Results
Second MNR Report
Palos Verdes Shelf
Los Angeles County, California

Location ID	Sample ID	Top of Sample (cm)	Bottom of Sample (cm)	PCB-110	Q	PCB-114	Q	PCB-118	Q	PCB-119	Q	PCB-123	Q	PCB-126	Q	PCB-128	Q	PCB-132/153	Q	PCB-138/158	Q	PCB-149	Q	PCB-151	Q	PCB-156	Q	PCB-157	Q	PCB-167	Q	PCB-168	Q	PCB-169	Q	PCB-170	Q
BA10B	BA10B-SD0002-2211	0	2	**2.5**		0.82	U	**2.5**		0.95	U	0.76	U	0.7	U	1.1	U	1.8	U	1.9	U	**1.4**	**J**	0.7	U	0.73	U	0.72	U	0.86	U	0.81	U	0.72	U	0.79	U
BA10B	BA10B-SD0204-2211	2	4	**3.4**		0.78	U	**5.8**		**3.3**		0.73	U	**3.4**		**1.4**	**J**	**3.8**		1.8	U	**2.3**		0.67	U	**0.96**	**J**	0.69	U	0.83	U	0.77	U	0.69	U	**0.89**	**J**
BA10B	BA10B-SD0406-2211	4	6	**2.9**		0.78	U	**3.8**		0.9	U	0.72	U	0.67	U	1	U	1.7	U	**2.5**	**J**	**1.7**		0.67	U	0.69	U	0.68	U	0.82	U	0.77	U	0.68	U	0.75	U
BA10B	BA10B-SD0608-2211	6	8	**2.6**		0.79	U	**2.4**		0.92	U	0.73	U	0.68	U	1	U	1.8	U	**3.8**		**1.9**		0.68	U	0.7	U	0.69	U	0.83	U	**2.5**		0.69	U	0.77	U
BA10B	BA10B-SD0812-2211	8	12	**4.4**		0.77	U	**3.1**		0.9	U	0.71	U	0.66	U	0.99	U	**3.6**		**4.6**		**2.2**		0.66	U	0.68	U	0.68	U	0.81	U	0.76	U	0.68	U	0.75	U
BA10B	BA10B-SD1216-2211	12	16	**0.48**	**J**	0.3	U	**1.6**		0.34	U	0.27	U	0.25	U	0.38	U	**3.4**		0.67	U	**1.3**		0.25	U	0.26	U	0.26	U	0.31	U	0.29	U	0.26	U	0.29	U
BA10B	BA10B-SD1620-2211	16	20	**1.3**	**J**	0.74	U	**1.8**		0.86	U	0.69	U	0.64	U	0.95	U	1.7	U	1.7	U	0.75	U	0.64	U	0.66	U	0.65	U	0.78	U	0.73	U	0.65	U	0.72	U
BA10B	BA10B-SD2024-2211	20	24	0.12	U	0.14	U	0.11	U	0.17	U	0.13	U	0.12	U	0.19	U	0.32	U	0.33	U	0.15	U	0.12	U	0.13	U	0.13	U	0.15	U	0.14	U	0.13	U	0.14	U
BA10C	BA10C-SD0002-2211	0	2	**1.7**		0.8	U	**3.3**		0.93	U	0.74	U	0.69	U	1	U	1.8	U	1.8	U	**2**		0.69	U	0.71	U	0.71	U	0.85	U	0.79	U	0.71	U	0.78	U
BA10C	BA10C-SD0204-2211	2	4	**2**		0.73	U	**2.3**		0.85	U	0.67	U	0.62	U	0.94	U	**2.1**	**J**	1.7	U	**1**	**J**	0.62	U	0.65	U	0.64	U	0.77	U	0.72	U	0.64	U	0.71	U
BA10C	BA10C-SD0406-2211	4	6	**2.4**		0.7	U	**3.4**		0.81	U	0.65	U	0.6	U	0.9	U	**2**	**J**	**2.1**	**J**	**0.81**	**J**	0.6	U	0.62	U	0.61	U	0.74	U	0.69	U	0.62	U	0.68	U
BA10C	BA10C-SD0608-2211	6	8	**2.2**		0.69	U	0.52	U	0.8	U	**1.9**		0.59	U	0.89	U	**1.9**	**J**	1.6	U	**1.4**		0.59	U	0.61	U	0.61	U	0.73	U	0.68	U	0.61	U	0.67	U
BA10C	BA10C-SD0812-2211	8	12	**2.6**		0.71	U	**1.8**		0.83	U	0.66	U	0.61	U	0.92	U	**2**	**J**	**2.4**	**J**	**1.2**	**J**	0.61	U	0.63	U	0.63	U	0.75	U	0.7	U	0.63	U	0.69	U
BA10C	BA10C-SD1216-2211	12	16	**5.3**		0.75	U	**5.3**		0.88	U	0.7	U	0.65	U	0.97	U	**4.5**		**5.2**		**2.7**		0.65	U	0.67	U	0.66	U	0.8	U	0.74	U	0.66	U	0.73	U
BA10C	BA10C-SD1620-2211	16	20	**0.33**		0.16	U	**0.35**		0.19	U	0.15	U	0.14	U	0.21	U	**1.1**		0.37	U	**0.42**		0.14	U	0.14	U	0.14	U	0.17	U	0.16	U	0.14	U	0.16	U
BA10DC	BA10DC-SD0002-2211	0	2	**0.96**	**J**	0.8	U	**1.8**		0.94	U	0.75	U	0.69	U	1	U	1.8	U	**2.1**	**J**	0.82	U	0.69	U	0.71	U	0.71	U	0.85	U	0.79	U	0.71	U	0.78	U
BA10DC	BA10DC-SD0204-2211	2	4	**1.9**		0.73	U	**3**		0.85	U	0.68	U	0.63	U	0.94	U	**2.4**	**J**	1.7	U	**1.2**	**J**	0.63	U	0.65	U	0.64	U	0.77	U	0.72	U	0.64	U	0.71	U
BA10DC	BA10DC-SD0406-2211	4	6	**2.1**		0.15	U	**2.7**		0.17	U	0.14	U	0.13	U	0.19	U	**4.1**		**3.1**		**1.7**		**0.9**		0.13	U	0.13	U	0.15	U	0.14	U	0.13	U	**1.2**	
BA10DC	BA10DC-SD0608-2211	6	8	**2.2**		0.73	U	**2.9**		0.85	U	0.68	U	0.63	U	0.94	U	**2.6**	**J**	**3.1**		**2**		0.63	U	0.65	U	0.64	U	0.77	U	0.72	U	0.64	U	0.71	U
BA10DC	BA10DC-SD0812-2211	8	12	**4.3**		0.73	U	**6**		0.85	U	0.68	U	0.62	U	0.94	U	**5**		**3.4**		**2**		0.63	U	0.65	U	0.64	U	0.77	U	0.72	U	0.64	U	0.71	U
BA10DC	BA10DC-SD1216-2211	12	16	**3.7**		0.74	U	**4.6**		0.86	U	0.69	U	0.63	U	0.95	U	**4.2**		**4.3**		**2.1**		0.63	U	0.66	U	0.65	U	0.78	U	0.73	U	0.65	U	0.72	U
BA10DC	BA10DC-SD1620-2211	16	20	**6.4**		0.75	U	**8**		0.87	U	0.69	U	0.64	U	0.96	U	**5.2**		**4.9**		**3.4**		**0.92**	**J**	0.66	U	0.65	U	0.79	U	0.74	U	0.66	U	0.72	U
BA10DC	BA10DC-SD2024-2211	20	24	**9.6**		0.75	U	**5.9**		0.87	U	0.69	U	0.64	U	0.96	U	**6.7**		**6.7**		**4.1**		**1.4**		0.67	U	0.66	U	0.79	U	0.74	U	0.66	U	0.73	U
BA10DC	BA10DC-SD2428-2211	24	28	**5.9**		0.73	U	**5.6**		0.85	U	0.68	U	0.63	U	0.94	U	**4.7**		**4.6**		**3**		**0.94**	**J**	0.65	U	0.64	U	0.77	U	0.72	U	0.64	U	0.71	U
BA10DC	BA10DC-SD2832-2211	28	32	**1**	**J**	0.71	U	**1.5**		0.83	U	0.66	U	0.61	U	0.91	U	1.6	U	1.6	U	**1**	**J**	0.61	U	0.63	U	0.62	U	0.75	U	0.7	U	0.62	U	0.69	U
OA01	OA01-SD0002-2211	0	2	**7**		0.39	U	**7.9**		0.46	U	0.36	U	0.34	U	**2**		**13**		**8.6**		**4.7**		**2.2**		0.35	U	0.35	U	0.42	U	0.39	U	0.35	U	0.38	U
OA01	OA01-SD0204-2211	2	4	**27**		0.87	U	**16**		1	U	0.8	U	0.74	U	1.1	U	**19**		**20**		**13**		**4.1**		0.77	U	0.76	U	0.92	U	0.85	U	0.76	U	**6.1**	
OA01	OA01-SD0406-2211	4	6	**24**		0.91	U	**16**		1.1	U	0.85	U	0.78	U	1.2	U	**19**		**18**		**11**		**2.6**		0.81	U	0.8	U	0.97	U	0.9	U	0.8	U	**4.1**	
OA01	OA01-SD0608-2211	6	8	**30**		0.91	U	**39**		1.1	U	0.85	U	0.78	U	1.2	U	**23**		**27**		**15**		**3.2**		0.81	U	0.8	U	0.97	U	0.9	U	0.81	U	**6.5**	
OA01	OA01-SD0812-2211	8	12	**130**		1.1	U	**88**		1.3	U	1	U	0.96	U	**21**		**83**		2.5	U	**55**		**16**		**9.2**		0.98	U	1.2	U	1.1	U	0.98	U	**22**	
OA01	OA01-SD1216-2211	12	16	**160**		0.98	U	**120**		1.1	U	0.91	U	0.84	U	**32**		**130**		**140**		**81**		**21**		**19**		0.86	U	1	U	0.97	U	0.86	U	**28**	
OA01	OA01-SD1620-2211	16	20	**360**		1.3	U	**270**		1.5	U	1.2	U	1.1	U	**64**		**310**		**340**		**220**		**57**		**35**		1.2	U	1.4	U	1.3	U	1.2	U	**69**	
OA01	OA01-SD2024-2211	20	24	**250**		1.3	U	**270**		1.5	U	1.2	U	1.1	U	**52**		**220**		**230**		**160**		**40**		**26**		1.1	U	1.4	U	1.3	U	1.1	U	**55**	
OA01	OA01-SD2428-2211	24	28	**37**		0.81	U	**40**		0.95	U	0.75	U	**23**		**6.6**		**30**		**30**		**23**		**6**		**3.6**		0.71	U	0.86	U	0.8	U	0.72	U	**9.5**	
OA01	OA01-SD2832-2211	28	32	**26**		0.77	U	**17**		0.9	U	0.72	U	0.66	U	**5.3**		**25**		**26**		**16**		**5.4**		**2.6**		0.68	U	0.82	U	0.76	U	0.68	U	**6.9**	
OA01	OA01-SD3236-2211	32	36	**16**		0.81	U	**10**		0.94	U	0.75	U	0.69	U	**2.6**		**13**		**14**		**9.5**		**1.9**		**1.5**		0.71	U	0.85	U	0.79	U	0.71	U	**3.7**	
OA01	OA01-SD3640-2211	36	40	**21**		0.78	U	**14**		0.91	U	0.73	U	0.67	U	1	U	**16**		**21**		**11**		**3.1**		**2.5**		0.69	U	0.83	U	0.77	U	0.69	U	**3.6**	
OA01	OA01-SD4044-2211	40	44	**2.6**		0.74	U	**1.8**		0.87	U	0.69	U	0.64	U	0.96	U	**2.1**	**J**	1.7	U	**1.2**	**J**	0.64	U	0.66	U	0.65	U	0.79	U	0.73	U	0.65	U	0.72	U
OA01	OA01-SD4448-2211	44	48	**4.9**		0.77	U	**3.9**		0.89	U	0.71	U	0.66	U	0.99	U	**3.7**		**4.9**		**2.4**		**0.7**	**J**	0.68	U	0.67	U	0.81	U	0.76	U	0.68	U	0.74	U

Table 1. Sediment PCB Results
Second MNR Report
Palos Verdes Shelf
Los Angeles County, California

Location ID	Sample ID	Top of Sample (cm)	Bottom of Sample (cm)	PCB-177	Q	PCB-180	Q	PCB-183	Q	PCB-187	Q	PCB-189	Q	PCB-194	Q	PCB-195	Q	PCB-201	Q	PCB-203	Q	PCB-206	Q	PCB-209	Q	Total PCB - Short List	Q	Total PCB - Expanded List	Q
BA10B	BA10B-SD0002-2211	0	2	0.72	U	0.63	U	0.93	U	0.68	U	0.61	U	0.85	U	0.48	U	1.1	U	0.53	U	0.86	U	0.71	U	**11**	**J**	**17**	**J**
BA10B	BA10B-SD0204-2211	2	4	0.69	U	**1.5**		0.89	U	**1.2**	**J**	0.58	U	0.82	U	**0.77**	**J**	1	U	0.51	U	**0.93**	**J**	0.68	U	**32**	**J**	**47**	**J**
BA10B	BA10B-SD0406-2211	4	6	0.69	U	0.6	U	0.89	U	0.65	U	0.58	U	0.81	U	0.45	U	1	U	0.51	U	0.82	U	0.68	U	**15**	**J**	**23**	**J**
BA10B	BA10B-SD0608-2211	6	8	0.7	U	**1.8**		0.9	U	**0.96**	**J**	0.59	U	0.82	U	0.46	U	1	U	0.51	U	0.83	U	0.69	U	**18**	**J**	**28**	**J**
BA10B	BA10B-SD0812-2211	8	12	0.68	U	**1.7**		0.88	U	**1.1**	**J**	0.57	U	0.81	U	0.45	U	1	U	0.5	U	0.81	U	0.67	U	**28**	**J**	**38**	**J**
BA10B	BA10B-SD1216-2211	12	16	0.26	U	0.23	U	0.34	U	0.25	U	0.22	U	0.31	U	0.17	U	0.38	U	0.19	U	0.31	U	0.26	U	**8.7**	**J**	**13**	**J**
BA10B	BA10B-SD1620-2211	16	20	0.65	U	0.57	U	0.85	U	0.62	U	0.55	U	0.77	U	0.43	U	0.96	U	0.48	U	0.78	U	0.65	U	**3**	**J**	**4.3**	**J**
BA10B	BA10B-SD2024-2211	20	24	0.13	U	0.11	U	0.16	U	0.12	U	0.11	U	0.15	U	0.084	U	0.19	U	0.094	U	0.15	U	0.13	U	0	U	0	U
BA10C	BA10C-SD0002-2211	0	2	0.71	U	0.62	U	0.92	U	**0.78**	**J**	0.6	U	0.84	U	0.47	U	1	U	0.52	U	0.85	U	0.7	U	**8.4**	**J**	**13**	**J**
BA10C	BA10C-SD0204-2211	2	4	0.64	U	0.56	U	0.83	U	0.61	U	0.54	U	0.76	U	0.42	U	0.95	U	0.47	U	0.77	U	0.63	U	**9.1**	**J**	**12**	**J**
BA10C	BA10C-SD0406-2211	4	6	0.62	U	0.54	U	0.8	U	**0.6**	**J**	0.52	U	0.73	U	0.41	U	0.91	U	0.46	U	0.74	U	0.61	U	**15**	**J**	**20**	**J**
BA10C	BA10C-SD0608-2211	6	8	0.61	U	**0.55**	**J**	0.79	U	0.58	U	0.51	U	0.72	U	0.4	U	0.9	U	0.45	U	0.73	U	0.6	U	**6.8**	**J**	**10**	**J**
BA10C	BA10C-SD0812-2211	8	12	0.63	U	**0.6**	**J**	0.81	U	0.59	U	0.53	U	0.74	U	0.41	U	0.93	U	0.46	U	0.75	U	0.62	U	**12**	**J**	**19**	**J**
BA10C	BA10C-SD1216-2211	12	16	0.66	U	**2.1**		0.86	U	**0.78**	**J**	0.56	U	0.79	U	0.44	U	0.98	U	0.49	U	0.8	U	0.66	U	**38**	**J**	**53**	**J**
BA10C	BA10C-SD1620-2211	16	20	0.14	U	0.13	U	0.19	U	0.14	U	0.12	U	0.17	U	0.095	U	0.21	U	0.11	U	0.17	U	0.14	U	**2.6**	**J**	**3.9**	**J**
BA10DC	BA10DC-SD0002-2211	0	2	0.71	U	**1.1**	**J**	0.92	U	0.67	U	0.6	U	0.84	U	0.47	U	1	U	0.52	U	0.85	U	0.7	U	**12**	**J**	**13**	**J**
BA10DC	BA10DC-SD0204-2211	2	4	0.65	U	**0.8**	**J**	0.83	U	**0.79**	**J**	0.54	U	0.76	U	0.43	U	0.95	U	0.48	U	0.77	U	0.64	U	**15**	**J**	**20**	**J**
BA10DC	BA10DC-SD0406-2211	4	6	**0.51**		**1**		**0.33**		**0.75**		0.11	U	0.15	U	0.085	U	0.19	U	0.095	U	0.15	U	0.13	U	**24**		**38**	
BA10DC	BA10DC-SD0608-2211	6	8	0.65	U	**0.97**	**J**	0.83	U	0.61	U	0.54	U	0.76	U	0.43	U	0.95	U	0.48	U	0.77	U	0.64	U	**16**	**J**	**23**	**J**
BA10DC	BA10DC-SD0812-2211	8	12	0.64	U	**2**		0.83	U	**1.1**	**J**	0.54	U	0.76	U	0.42	U	0.95	U	0.47	U	0.77	U	0.64	U	**31**	**J**	**43**	**J**
BA10DC	BA10DC-SD1216-2211	12	16	0.65	U	**2**		0.84	U	**0.92**	**J**	0.55	U	0.77	U	0.43	U	0.96	U	0.48	U	0.78	U	0.64	U	**37**	**J**	**47**	**J**
BA10DC	BA10DC-SD1620-2211	16	20	0.66	U	**2.2**		0.85	U	**1.3**	**J**	0.55	U	0.78	U	0.43	U	0.97	U	0.49	U	0.79	U	0.65	U	**54**	**J**	**77**	**J**
BA10DC	BA10DC-SD2024-2211	20	24	0.66	U	**3.3**		0.85	U	**1.8**		0.56	U	0.78	U	0.44	U	0.97	U	0.49	U	0.79	U	0.65	U	**69**	**J**	**100**	**J**
BA10DC	BA10DC-SD2428-2211	24	28	0.65	U	0.57	U	0.84	U	**1**	**J**	0.54	U	0.77	U	0.43	U	0.95	U	0.48	U	0.77	U	0.64	U	**38**	**J**	**61**	**J**
BA10DC	BA10DC-SD2832-2211	28	32	0.63	U	0.55	U	0.81	U	0.59	U	0.53	U	0.74	U	0.41	U	0.92	U	0.46	U	0.75	U	0.62	U	**7.5**	**J**	**10**	**J**
OA01	OA01-SD0002-2211	0	2	**1.4**		**4.5**		**0.95**		**2**		0.29	U	0.41	U	0.23	U	0.51	U	0.26	U	0.42	U	0.34	U	**73**	**J**	**110**	**J**
OA01	OA01-SD0204-2211	2	4	**2.6**		**9.7**		**2.5**		**5**		0.64	U	0.91	U	0.5	U	1.1	U	0.56	U	0.92	U	0.75	U	**160**		**260**	
OA01	OA01-SD0406-2211	4	6	**2.5**		**7.9**		**1.5**	**J**	**3.8**		0.68	U	0.96	U	0.53	U	1.2	U	0.6	U	0.97	U	0.8	U	**140**		**220**	**J**
OA01	OA01-SD0608-2211	6	8	**3.5**		**9.7**		**3**		**6.1**		0.68	U	0.96	U	0.53	U	1.2	U	0.6	U	0.97	U	0.8	U	**210**		**310**	
OA01	OA01-SD0812-2211	8	12	**9.6**		**37**		**8.5**		**20**		0.83	U	1.2	U	0.65	U	1.4	U	**9.1**		1.2	U	**9.6**		**640**		**960**	
OA01	OA01-SD1216-2211	12	16	**15**		**60**		**13**		**28**		0.73	U	**11**		0.57	U	1.3	U	**13**		**4.2**		**7.7**		**1300**		**2000**	
OA01	OA01-SD1620-2211	16	20	**36**		**150**		**38**		**74**		0.98	U	**34**		**14**		**6.5**		**33**		**16**		**12**		**3100**		**4800**	
OA01	OA01-SD2024-2211	20	24	**26**		**110**		**26**		**51**		0.96	U	**23**		**8.2**		**5.1**		**24**		**13**		**13**		**2000**		**3000**	
OA01	OA01-SD2428-2211	24	28	**4.6**		**15**		**3.4**		**7.1**		0.61	U	**1.6**		0.47	U	**1.3**	**J**	**3.4**		**1.5**		**4.4**		**350**		**520**	**J**
OA01	OA01-SD2832-2211	28	32	**3.5**		**11**		**2.9**		**6.4**		0.58	U	**3.1**		0.45	U	1	U	**3**		**1.4**		**2.4**		**220**		**340**	
OA01	OA01-SD3236-2211	32	36	0.71	U	**6.3**		**1.5**		**3.3**		0.6	U	0.84	U	0.47	U	1	U	**1.9**		0.85	U	0.7	U	**140**	**J**	**200**	**J**
OA01	OA01-SD3640-2211	36	40	**2**		**7.6**		**1.8**		**3.8**		0.58	U	**1.7**		0.46	U	1	U	**2**		0.83	U	**1.6**		**160**		**260**	
OA01	OA01-SD4044-2211	40	44	0.66	U	**0.73**	**J**	0.85	U	0.62	U	0.55	U	0.78	U	0.43	U	0.97	U	0.48	U	0.79	U	0.65	U	**14**	**J**	**22**	**J**
OA01	OA01-SD4448-2211	44	48	0.68	U	**2.2**		0.88	U	**1.2**	**J**	0.57	U	0.8	U	0.45	U	1	U	0.5	U	0.81	U	0.67	U	**37**	**J**	**56**	**J**

Table 1. Sediment PCB Results
Second MNR Report
Palos Verdes Shelf
Los Angeles County, California

Location ID	Sample ID	Top of Sample (cm)	Bottom of Sample (cm)	PCB-5/8	Q	PCB-18	Q	PCB-28	Q	PCB-31	Q	PCB-37	Q	PCB-44	Q	PCB-49	Q	PCB-52	Q	PCB-66	Q	PCB-70	Q	PCB-74	Q	PCB-77	Q	PCB-81	Q	PCB-87	Q	PCB-99	Q	PCB-101	Q	PCB-105	Q
OA02	OA02-SD0002-2211	0	2	0.96	U	0.79	U	0.84	U	**3.6**		0.67	U	**4.4**		**1.8**		**4.3**		**5.7**		**5.7**		**3.2**		0.8	U	0.73	U	**2.9**		**3.4**		**7.3**		**6.1**	
OA02	OA02-SD0204-2211	2	4	0.89	U	0.73	U	0.78	U	0.69	U	0.62	U	**3.2**		0.85	U	**3.6**		**5.6**		**4.6**		**2.6**		0.74	U	0.68	U	**2.9**		0.67	U	**6.2**		**9**	
OA02	OA02-SD0406-2211	4	6	0.86	U	0.71	U	**2.8**		**2.4**		0.6	U	**3.1**		**2.4**		**4.3**		**6.3**		**5.4**		**2.4**		0.72	U	0.66	U	**2.7**		0.65	U	**7.3**		**12**	
OA02	OA02-SD0608-2211	6	8	0.87	U	0.72	U	0.77	U	0.68	U	0.61	U	**2.2**		**3.2**		**4.1**		**6.3**		**7.6**		**4.6**		0.73	U	0.67	U	**3.1**		**5.5**		**11**		**4.1**	
OA02	OA02-SD0812-2211	8	12	0.19	U	0.15	U	**6.1**		**3.4**		0.13	U	**5.7**		**3.8**		**9**		**13**		**11**		**7.9**		**1.9**		0.14	U	**4.6**		**8**		**17**		**6.9**	
OA02	OA02-SD1216-2211	12	16	**0.92**		**2.9**		**7.3**		**3.6**		0.12	U	**9**		**5.2**		**12**		**15**		**13**		**9.5**		**2.7**		0.13	U	**5.4**		**10**		**18**		**8.4**	
OA02	OA02-SD1620-2211	16	20	**1.3**		**7.1**		**14**		**7.2**		0.12	U	**17**		**12**		**18**		**23**		**21**		**15**		**4.2**		0.13	U	**8.5**		**14**		**27**		**13**	
OA02	OA02-SD2024-2211	20	24	**2.3**		**12**		**22**		**14**		**6.8**		**34**		**14**		**36**		**42**		**40**		**29**		0.15	U	0.14	U	**16**		**19**		**42**		**25**	
OA02	OA02-SD2428-2211	24	28	**2.8**		**16**		**28**		**20**		**9.5**		**40**		**20**		**49**		**58**		**59**		**33**		**11**		0.14	U	**23**		**28**		**49**		**30**	
OA02	OA02-SD2832-2211	28	32	**3.1**		**23**		**42**		**29**		**12**		**56**		**31**		**65**		**80**		**84**		**46**		**14**		0.14	U	**31**		**37**		**68**		**40**	
OA02	OA02-SD3236-2211	32	36	**3.5**		**28**		**43**		**54**		**14**		**77**		**44**		**82**		**98**		**110**		**55**		0.15	U	0.14	U	**29**		**44**		**79**		**51**	
OA02	OA02-SD3640-2211	36	40	**6**		**42**		**62**		**41**		**23**		**120**		**68**		**120**		**140**		**150**		**83**		**20**		0.15	U	**39**		**52**		**110**		**64**	
OA02	OA02-SD4044-2211	40	44	**6.6**		**100**		**81**		**69**		**20**		**180**		**69**		**160**		**150**		**170**		**89**		**26**		0.16	U	**59**		**50**		**110**		**69**	
OA02	OA02-SD4448-2211	44	48	**3.5**		**24**		**35**		**27**		**8.9**		**63**		**26**		**66**		**67**		**74**		**38**		**20**		0.14	U	**23**		**34**		**76**		**39**	
OA02	OA02-SD4852-2211	48	52	**2**		**15**		**24**		**17**		**5.6**		**57**		**20**		**40**		**45**		**43**		**27**		**7.9**		0.13	U	**14**		**20**		**42**		**24**	
OA02	OA02-SD5256-2211	52	56	**0.97**		**5.6**		7.2		**5.7**		0.12	U	**14**		**7.3**		**12**		**13**		**15**		**9.1**		**3.3**		0.13	U	**5.3**		**7**		**16**		**6.4**	
OA02	OA02-SD5660-2211	56	60	**0.97**		**4.9**		**7.2**		**4.9**		0.11	U	**9.6**		**6.9**		**12**		**12**		**13**		**8.3**		**2.3**		0.12	U	**5.5**		**7.4**		**15**		**7**	
OA02	OA02-SD6064-2211	60	64	**0.32**	**J**	**1.4**		**1.3**		**1.1**		0.11	U	**1.8**		**1.2**		**2.6**		**2.1**		**2.6**		**1.4**		0.13	U	0.12	U	**1.1**		**1.6**		**2.9**		**1.2**	
OA02	OA02-SD6468-2211	64	68	**0.63**		**3.5**		**4**		**2.6**		0.11	U	**7**		**3.6**		**7**		**7.1**		**7.9**		**4.1**		**1.2**		0.12	U	**3.1**		**5.3**		**9.2**		**4.5**	
OA03	OA03-SD0002-2211	0	2	**1.5**		**4.8**		**12**		**7**		0.15	U	**17**		**10**		**22**		**28**		**16**		**17**		**6.4**		0.17	U	**9.3**		**16**		**29**		**18**	
OA03	OA03-SD0204-2211	2	4	**1.1**		0.16	U	**11**		**3.8**		0.14	U	**15**		**8.3**		**16**		**27**		**16**		**16**		**2.9**		0.15	U	**8.7**		**16**		**30**		**14**	
OA03	OA03-SD0406-2211	4	6	**1.9**		**5.4**		**12**		**6**		0.14	U	**16**		**8.4**		**20**		**31**		**18**		**21**		**4**		0.15	U	**9.2**		**22**		**36**		**14**	
OA03	OA03-SD0608-2211	6	8	**2.7**		**9.9**		**21**		**6.7**		0.14	U	**27**		**12**		**26**		**47**		**24**		**29**		**10**		0.16	U	**13**		**25**		**37**		**26**	
OA03	OA03-SD0812-2211	8	12	**2.1**		**6.8**		**15**		**5.2**		0.13	U	**19**		**11**		**21**		**35**		**18**		**19**		0.16	U	0.15	U	**8.4**		**19**		**32**		**16**	
OA03	OA03-SD1216-2211	12	16	0.48	U	0.4	U	**60**		**56**		0.34	U	**180**		**100**		**170**		**270**		**210**		**110**		0.4	U	0.37	U	**96**		**130**		**270**		**160**	
OA03	OA03-SD1620-2211	16	20	**27**		**110**		**140**		**120**		1	U	**250**		**150**		**300**		**380**		**290**		**180**		**49**		1.1	U	**140**		**150**		**360**		**180**	
OA03	OA03-SD2024-2211	20	24	**42**		**160**		**180**		**340**		0.99	U	**420**		**230**		**420**		**380**		**440**		**220**		**46**		1.1	U	**180**		**190**		**410**		**190**	
OA03	OA03-SD2428-2211	24	28	0.55	U	0.45	U	**110**		**110**		0.38	U	**190**		**120**		**230**		**220**		**270**		**120**		0.46	U	0.42	U	0.59	U	0.41	U	**340**		**160**	
OA03	OA03-SD2832-2211	28	32	0.39	U	**14**		**21**		**22**		0.27	U	**29**		0.37	U	**37**		**36**		**35**		**19**		0.33	U	0.3	U	0.42	U	0.3	U	**56**		**24**	
OA03	OA03-SD3236-2211	32	36	0.33	U	0.27	U	**8**		**7.8**		0.23	U	**12**		0.31	U	**15**		**15**		**14**		**7.4**		0.27	U	0.25	U	**7.6**		0.25	U	**20**		**8.8**	
OA03	OA03-SD3640-2211	36	40	**1.5**		**2.1**		**4.4**		**2**		0.22	U	**3.1**		**2.3**		**4**		**4.2**		**3.2**		**1.8**		0.27	U	0.25	U	**1.7**		0.24	U	**4.3**		**7.7**	
OA03	OA03-SD4044-2211	40	44	**1.1**		**1.7**		**1.9**		**1.3**		0.22	U	**2.3**		**1.3**		**2.8**		**2.2**		**1.5**		**1.3**		0.27	U	0.25	U	0.35	U	0.24	U	**2.5**		**1.4**	
OA03	OA03-SD4448-2211	44	48	0.32	U	0.27	U	0.28	U	0.25	U	0.22	U	**0.41**	**J**	0.31	U	**0.71**		**0.71**		**0.53**	**J**	0.29	U	0.27	U	0.25	U	0.35	U	0.24	U	**0.7**		0.3	U
OA03	OA03-SD4852-2211	48	52	0.16	U	0.13	U	0.14	U	0.12	U	0.11	U	0.16	U	0.15	U	0.11	U	0.15	U	0.13	U	0.14	U	0.13	U	0.12	U	0.17	U	0.12	U	0.15	U	0.14	U
OA04	OA04-SD0002-2211	0	2	1.1	U	0.89	U	**5.3**		**8.9**		0.75	U	**13**		**5.5**		**11**		**14**		**14**		**6.8**		0.9	U	0.83	U	**7.1**		**9**		**22**		**8.6**	
OA04	OA04-SD0204-2211	2	4	0.4	U	0.33	U	**6.7**		**7.2**		0.28	U	**12**		**7.8**		**12**		**20**		**16**		**9.6**		0.33	U	0.3	U	**9.8**		0.3	U	**25**		**13**	
OA04	OA04-SD0406-2211	4	6	0.97	U	0.8	U	0.86	U	**210**		0.68	U	**23**		**11**		**16**		**28**		**19**		**11**		0.81	U	0.74	U	**14**		**19**		**30**		**11**	
OA04	OA04-SD0608-2211	6	8	0.38	U	0.32	U	0.34	U	0.3	U	0.27	U	**31**		0.37	U	0.27	U	**43**		**28**		**23**		0.32	U	0.3	U	0.42	U	0.29	U	**55**		**34**	
OA04	OA04-SD0812-2211	8	12	0.97	U	0.8	U	**14**		**15**		0.68	U	**28**		**17**		**31**		**36**		**29**		**22**		0.81	U	0.75	U	**19**		**27**		**49**		**20**	
OA04	OA04-SD1216-2211	12	16	0.48	U	0.39	U	0.42	U	0.37	U	0.33	U	**51**		**44**		0.33	U	**85**		**45**		**43**		0.4	U	0.36	U	**35**		**48**		**110**		**60**	
OA04	OA04-SD1620-2211	16	20	0.53	U	0.44	U	**75**		**75**		0.37	U	**130**		**79**		**130**		**170**		**150**		**86**		0.44	U	0.41	U	**67**		**97**		**190**		**95**	
OA04	OA04-SD2024-2211	20	24	0.51	U	0.42	U	**96**		**110**		0.35	U	**170**		**180**		0.35	U	**200**		**220**		**100**		0.42	U	0.39	U	0.55	U	0.38	U	**230**		**120**	
OA04	OA04-SD2428-2211	24	28	0.42	U	**51**		**40**		**46**		0.3	U	**66**		**39**		**73**		**84**		**83**		**43**		0.35	U	0.32	U	**38**		**46**		**110**		**54**	
OA04	OA04-SD2832-2211	28	32	0.34	U	**24**		**17**		**19**		0.23	U	**29**		**19**		**34**		**35**		**38**		**19**		0.28	U	0.26	U	0.37	U	0.25	U	**51**		**23**	
OA04	OA04-SD3236-2211	32	36	0.33	U	0.27	U	**2.3**		**2.1**		0.23	U	**1.9**		**1.9**		**3.8**		**4.2**		**3.2**		**2**		0.27	U	0.25	U	0.36	U	0.25	U	**4.8**		**2**	
OA04	OA04-SD3640-2211	36	40	**0.36**	**J**	**0.74**		**0.39**	**J**	**0.6**		0.22	U	**0.79**		**0.46**	**J**	**1.2**		**0.79**		**0.77**		**0.41**	**J**	0.26	U	0.24	U	**0.45**	**J**	**0.92**		**1.9**		0.29	U
OA04	OA04-SD4044-2211	40	44	0.16	U	0.13	U	0.14	U	0.12	U	0.11	U	0.17	U	**0.19**	**J**	0.11	U	0.15	U	0.13	U	0.14	U	0.13	U	0.12	U	0.17	U	0.12	U	0.15	U	0.15	U
OA04	OA04-SD4448-2211	44	48	**1.3**		**1.8**		**2.3**		**3.8**		0.22	U	**7.2**		**4.2**		**6.6**		**8.7**		**8.1**		**4**		0.26	U	0.24	U	**5.1**		**5.6**		**12**		**5.5**	

Table 1. Sediment PCB Results
Second MNR Report
Palos Verdes Shelf
Los Angeles County, California

Location ID	Sample ID	Top of Sample (cm)	Bottom of Sample (cm)	PCB-110	Q	PCB-114	Q	PCB-118	Q	PCB-119	Q	PCB-123	Q	PCB-126	Q	PCB-128	Q	PCB-132/153	Q	PCB-138/158	Q	PCB-149	Q	PCB-151	Q	PCB-156	Q	PCB-157	Q	PCB-167	Q	PCB-168	Q	PCB-169	Q	PCB-170	Q
OA02	OA02-SD0002-2211	0	2	**8.5**		0.89	U	**6.9**		1	U	0.83	U	0.77	U	1.2	U	**7**		**6.9**		**4.2**		**1.4**	**J**	**1**	**J**	0.79	U	0.95	U	0.88	U	0.79	U	**1.8**	
OA02	OA02-SD0204-2211	2	4	**7.9**		0.83	U	**5.5**		0.97	U	0.77	U	0.71	U	1.1	U	**6.7**		**7.3**		**3.9**		**1.1**	**J**	**0.97**	**J**	0.73	U	0.88	U	0.82	U	0.73	U	**1.6**	
OA02	OA02-SD0406-2211	4	6	**9.5**		0.81	U	**6.2**		0.94	U	0.75	U	0.69	U	1	U	**7.4**		**8.3**		**4.5**		**1.1**	**J**	**0.98**	**J**	0.71	U	0.86	U	0.8	U	0.71	U	**2.5**	
OA02	OA02-SD0608-2211	6	8	**11**		0.81	U	**8.6**		0.95	U	0.76	U	0.7	U	1	U	**13**		**9.1**		**4**		**1.7**		0.72	U	0.72	U	0.86	U	0.8	U	0.72	U	0.79	U
OA02	OA02-SD0812-2211	8	12	**12**		0.18	U	**15**		0.2	U	0.16	U	0.15	U	**3**		**16**		**13**		**9.3**		**3.3**		0.16	U	0.15	U	0.19	U	0.17	U	0.15	U	**4**	
OA02	OA02-SD1216-2211	12	16	**15**		0.16	U	**16**		0.18	U	0.15	U	0.13	U	**3.6**		**15**	**J**	**16**		**10**		**3.1**		**4.2**		0.14	U	0.17	U	0.15	U	0.14	U	**5.5**	
OA02	OA02-SD1620-2211	16	20	**25**		0.16	U	**26**		0.19	U	0.15	U	0.14	U	**4.5**		**25**	**J**	**28**		**18**		**4.3**		0.14	U	0.14	U	0.17	U	0.16	U	0.14	U	**6.3**	
OA02	OA02-SD2024-2211	20	24	**60**		0.17	U	**43**		0.2	U	0.16	U	0.14	U	0.22	U	**36**	**J**	**40**		**30**		**6.5**		0.15	U	0.15	U	0.18	U	0.17	U	0.15	U	**16**	
OA02	OA02-SD2428-2211	24	28	**57**		0.17	U	**56**		0.2	U	0.16	U	0.15	U	**11**		**50**	**J**	**48**		**41**		**11**		**7.2**		0.15	U	0.18	U	0.17	U	0.15	U	**16**	
OA02	OA02-SD2832-2211	28	32	**83**		0.18	U	**83**		0.2	U	0.16	U	0.15	U	**12**		**65**	**J**	**72**		**52**		**14**		**8.7**		0.15	U	0.19	U	0.17	U	0.15	U	**19**	
OA02	OA02-SD3236-2211	32	36	**110**		0.17	U	**91**		0.2	U	0.16	U	0.14	U	**12**		**69**	**J**	**86**		**56**		**24**		**9.9**		0.15	U	0.18	U	0.17	U	0.15	U	**16**	
OA02	OA02-SD3640-2211	36	40	**170**		0.18	U	**120**		0.21	U	0.16	U	0.15	U	**18**		**90**	**J**	**97**		**74**		**18**		**14**		0.16	U	0.19	U	0.18	U	0.16	U	**23**	
OA02	OA02-SD4044-2211	40	44	**180**		0.19	U	**130**		0.23	U	0.18	U	0.17	U	**20**		**120**	**J**	**150**		**97**		**31**		**21**		0.17	U	0.2	U	0.19	U	0.17	U	**46**	
OA02	OA02-SD4448-2211	44	48	**78**		0.17	U	**69**		0.2	U	0.16	U	0.15	U	**12**		**68**	**J**	**71**		**52**		**17**		**13**		**13**		0.18	U	0.17	U	0.15	U	**24**	
OA02	OA02-SD4852-2211	48	52	**43**		0.15	U	**41**		0.18	U	0.14	U	0.13	U	**7.5**		**34**	**J**	**34**		**27**		**6.9**		**5.7**		0.13	U	0.16	U	0.15	U	0.13	U	**9.2**	
OA02	OA02-SD5256-2211	52	56	**12**		0.15	U	**13**		0.18	U	0.14	U	0.13	U	0.2	U	**12**	**J**	**11**		**8.5**		**3.5**		**3.5**		0.14	U	0.16	U	0.15	U	0.14	U	**2.7**	
OA02	OA02-SD5660-2211	56	60	**12**		0.15	U	**13**		0.17	U	0.14	U	0.13	U	**2.4**		**12**	**J**	**12**		**8.7**		**2.9**		**3.2**		0.13	U	0.16	U	0.15	U	0.13	U	**2.9**	
OA02	OA02-SD6064-2211	60	64	**2.9**		0.15	U	**2.5**		0.17	U	0.14	U	0.13	U	0.19	U	**2.2**	**J**	**1.9**		**1.3**		**0.33**		0.13	U	0.13	U	0.16	U	0.15	U	0.13	U	0.14	U
OA02	OA02-SD6468-2211	64	68	**7.6**		0.15	U	**7.8**		0.17	U	0.14	U	0.13	U	**2.1**		**7.6**	**J**	**7.6**		**4.8**		**1.7**		**1.7**		0.13	U	0.16	U	0.14	U	0.13	U	**2**	
OA03	OA03-SD0002-2211	0	2	**28**		0.2	U	**25**		0.24	U	0.19	U	0.17	U	**7**		**26**	**J**	**28**		**14**		**6.4**		**4.8**		0.18	U	0.21	U	0.2	U	0.18	U	**12**	
OA03	OA03-SD0204-2211	2	4	**26**		0.19	U	**32**		0.22	U	0.17	U	0.16	U	**6.3**		**27**	**J**	**27**		**21**		**6.1**		**6.8**		0.16	U	0.2	U	0.18	U	0.16	U	**7.1**	
OA03	OA03-SD0406-2211	4	6	**28**		0.18	U	**34**		0.21	U	0.17	U	0.16	U	0.24	U	**31**	**J**	**33**		**19**		**7.9**		**5.7**		0.16	U	0.19	U	0.18	U	0.16	U	**7.2**	
OA03	OA03-SD0608-2211	6	8	**42**		0.19	U	**47**		0.22	U	0.18	U	0.16	U	**8.7**		**44**	**J**	**44**		**36**		**11**		**8.6**		0.17	U	0.2	U	0.19	U	0.17	U	**13**	
OA03	OA03-SD0812-2211	8	12	**30**		0.18	U	**34**		0.21	U	0.17	U	0.15	U	0.23	U	**32**	**J**	**32**		**25**		**6.8**		**7.8**		0.16	U	0.19	U	0.18	U	0.16	U	**12**	
OA03	OA03-SD1216-2211	12	16	**350**		0.45	U	**220**		0.53	U	0.42	U	0.39	U	**54**		**230**		**260**		**160**		**42**		**40**		**55**		0.48	U	0.45	U	0.4	U	**56**	
OA03	OA03-SD1620-2211	16	20	**320**		1.4	U	**300**		1.6	U	1.3	U	1.2	U	**65**		**480**		**280**		**210**		**83**		**79**		1.2	U	1.5	U	1.4	U	1.2	U	**97**	
OA03	OA03-SD2024-2211	20	24	**460**		1.3	U	**350**		1.5	U	1.2	U	1.1	U	**57**		**520**		**320**		**210**		**61**		**50**		1.2	U	1.4	U	1.3	U	1.2	U	**90**	
OA03	OA03-SD2428-2211	24	28	**360**		0.51	U	**270**		0.6	U	0.48	U	0.44	U	**77**		1.1	U	**430**		**270**		**68**		**57**		0.45	U	0.54	U	**350**		0.45	U	**92**	
OA03	OA03-SD2832-2211	28	32	**64**		0.37	U	**45**		0.43	U	0.34	U	0.31	U	**12**		**65**		**70**		**44**		**12**		**9.8**		0.32	U	0.39	U	0.36	U	0.32	U	**15**	
OA03	OA03-SD3236-2211	32	36	**23**		0.31	U	**16**		0.36	U	0.29	U	0.26	U	**4.4**		**21**		**22**		**14**		**4.1**		**2.8**		**3.5**		0.33	U	0.3	U	0.27	U	**5.8**	
OA03	OA03-SD3640-2211	36	40	**4**		0.3	U	**8.1**		0.35	U	0.28	U	**5.4**		**0.75**		0.67	U	0.68	U	**2.7**		**0.7**		0.27	U	**1.4**		0.32	U	**3.6**		0.26	U	**0.88**	
OA03	OA03-SD4044-2211	40	44	**2.3**		0.3	U	**2.5**		0.35	U	0.28	U	0.26	U	0.39	U	**2**		0.68	U	**1.5**		0.26	U	0.27	U	0.26	U	0.32	U	0.3	U	0.27	U	0.29	U
OA03	OA03-SD4448-2211	44	48	**0.63**		0.3	U	**0.85**		0.35	U	0.28	U	0.26	U	0.39	U	0.68	U	0.69	U	**0.55**	**J**	0.26	U	0.27	U	0.27	U	0.32	U	0.3	U	0.27	U	0.29	U
OA03	OA03-SD4852-2211	48	52	0.12	U	0.15	U	0.11	U	0.17	U	0.14	U	0.13	U	0.19	U	0.33	U	0.33	U	0.15	U	0.13	U	0.13	U	0.13	U	0.15	U	0.14	U	0.13	U	0.14	U
OA04	OA04-SD0002-2211	0	2	**21**		1	U	**19**		1.2	U	0.93	U	0.86	U	1.3	U	**34**		**18**		**13**		**6.5**		0.89	U	0.89	U	1.1	U	0.99	U	0.89	U	0.98	U
OA04	OA04-SD0204-2211	2	4	**20**		0.37	U	**20**		0.43	U	0.34	U	0.32	U	0.48	U	**24**		**28**		**15**		**4.2**		0.33	U	0.33	U	0.39	U	0.37	U	0.33	U	**5.8**	
OA04	OA04-SD0406-2211	4	6	**21**		0.91	U	**26**		1.1	U	0.84	U	0.78	U	1.2	U	**47**		**28**		**18**		**6.9**		0.81	U	0.8	U	0.96	U	0.9	U	0.8	U	**9.5**	
OA04	OA04-SD0608-2211	6	8	**45**		0.36	U	**49**		0.42	U	0.33	U	0.31	U	0.46	U	0.81	U	**59**		**35**		**13**		0.32	U	0.32	U	0.38	U	**52**		0.32	U	**12**	
OA04	OA04-SD0812-2211	8	12	**41**		0.91	U	**44**		1.1	U	0.85	U	0.78	U	1.2	U	**72**		**38**		**27**		**9.3**		0.81	U	0.8	U	0.96	U	0.9	U	0.8	U	**12**	
OA04	OA04-SD1216-2211	12	16	**80**		0.44	U	**91**		0.52	U	0.41	U	0.38	U	0.57	U	**97**		**110**		**73**		**21**		0.4	U	0.39	U	0.47	U	0.44	U	0.39	U	**23**	
OA04	OA04-SD1620-2211	16	20	**180**		0.5	U	**170**		0.58	U	0.46	U	0.43	U	**39**		**160**		**190**		**120**		**30**		**28**		0.44	U	0.52	U	0.49	U	0.44	U	**41**	
OA04	OA04-SD2024-2211	20	24	**300**		0.47	U	**200**		0.55	U	0.44	U	0.41	U	**48**		**250**		**270**		**170**		**46**		**37**		0.42	U	0.5	U	0.47	U	0.42	U	**63**	
OA04	OA04-SD2428-2211	24	28	**130**		0.4	U	**88**		0.46	U	0.37	U	0.34	U	**22**		**110**		**120**		**74**		**21**		**14**		0.35	U	0.42	U	0.39	U	0.35	U	**28**	
OA04	OA04-SD2832-2211	28	32	**60**		0.31	U	**41**		0.37	U	0.29	U	0.27	U	0.41	U	**56**		**62**		**36**		**10**		**7**		0.28	U	0.33	U	0.31	U	0.28	U	**14**	
OA04	OA04-SD3236-2211	32	36	**5.9**		0.31	U	**4.1**		0.36	U	0.29	U	0.26	U	0.4	U	**5.2**		**4.8**		**2.9**		**0.95**		0.27	U	0.27	U	0.33	U	0.3	U	0.27	U	0.3	U
OA04	OA04-SD3640-2211	36	40	**0.97**		0.3	U	**1.1**		0.35	U	0.28	U	0.25	U	0.38	U	**1.3**		**1.1**		**1.1**		0.25	U	0.26	U	0.26	U	0.31	U	0.29	U	0.26	U	0.29	U
OA04	OA04-SD4044-2211	40	44	0.12	U	0.15	U	0.11	U	0.17	U	0.14	U	0.13	U	0.19	U	0.33	U	0.34	U	**0.3**		0.13	U	0.13	U	0.13	U	0.16	U	0.15	U	0.13	U	0.14	U
OA04	OA04-SD4448-2211	44	48	**10**		0.3	U	**11**		0.35	U	0.28	U	0.25	U	0.38	U	**11**		**12**		**7.3**		**2.1**		**1.1**		0.26	U	0.31	U	0.29	U	0.26	U	**3.9**	

Table 1. Sediment PCB Results
Second MNR Report
Palos Verdes Shelf
Los Angeles County, California

Location ID	Sample ID	Top of Sample (cm)	Bottom of Sample (cm)	PCB-177	Q	PCB-180	Q	PCB-183	Q	PCB-187	Q	PCB-189	Q	PCB-194	Q	PCB-195	Q	PCB-201	Q	PCB-203	Q	PCB-206	Q	PCB-209	Q	Total PCB - Short List	Q	Total PCB - Expanded List	Q
OA02	OA02-SD0002-2211	0	2	**0.86**	**J**	**3.6**		1	U	**2.2**		0.67	U	0.94	U	0.52	U	1.2	U	0.58	U	0.95	U	0.78	U	**57**	**J**	**93**	**J**
OA02	OA02-SD0204-2211	2	4	**1.1**	**J**	**3.1**		0.95	U	**1.7**		0.62	U	0.87	U	0.48	U	1.1	U	0.54	U	0.88	U	0.72	U	**54**	**J**	**79**	**J**
OA02	OA02-SD0406-2211	4	6	**0.8**	**J**	**3.6**		**0.95**	**J**	**2.1**		0.6	U	0.85	U	0.47	U	1.1	U	0.53	U	0.86	U	0.71	U	**67**	**J**	**99**	**J**
OA02	OA02-SD0608-2211	6	8	0.72	U	**5**		0.93	U	**2.3**		0.61	U	0.85	U	0.47	U	1.1	U	0.53	U	0.86	U	0.71	U	**66**		**110**	
OA02	OA02-SD0812-2211	8	12	**1.6**		**7.3**		**2.2**		**3.7**		0.13	U	0.18	U	0.1	U	0.23	U	**2.4**		**3.2**		**2.4**		**130**		**200**	
OA02	OA02-SD1216-2211	12	16	**2.3**		**9.6**		**1.9**		**3.9**		0.12	U	0.16	U	0.091	U	0.2	U	**3.1**		0.17	U	**3.4**	**J**	**150**	**J**	**240**	**J**
OA02	OA02-SD1620-2211	16	20	**2.1**		**12**		**2.6**		**7.5**		0.12	U	0.17	U	**3.3**		0.21	U	**3.8**		0.17	U	**2.7**	**J**	**240**	**J**	**370**	**J**
OA02	OA02-SD2024-2211	20	24	**5**		**21**		**4.4**		**10**		0.13	U	0.18	U	0.098	U	0.22	U	**4.7**		0.18	U	**6.4**	**J**	**390**	**J**	**640**	**J**
OA02	OA02-SD2428-2211	24	28	**6.3**		**30**		**5.7**		**15**		0.13	U	0.18	U	0.1	U	0.23	U	**6.5**		0.18	U	0.15	UJ	**520**	**J**	**840**	**J**
OA02	OA02-SD2832-2211	28	32	**5.8**		**37**		**6.1**		**17**		0.13	U	0.18	U	0.1	U	0.23	U	**7.7**		0.19	U	0.15	UJ	**700**	**J**	**1100**	**J**
OA02	OA02-SD3236-2211	32	36	**8.4**		**38**		**6.6**		**18**		0.12	U	0.18	U	0.098	U	0.22	U	**6.1**		0.18	U	0.15	UJ	**800**	**J**	**1400**	**J**
OA02	OA02-SD3640-2211	36	40	**7.1**		**45**		**8.4**		**25**		0.13	U	0.19	U	0.1	U	0.23	U	**9.7**		0.19	U	0.15	UJ	**1100**	**J**	**1900**	**J**
OA02	OA02-SD4044-2211	40	44	**8.7**		**75**		**15**		**31**		0.14	U	**23**		0.11	U	0.25	U	**14**		**15**		**15**	**J**	**1500**	**J**	**2400**	**J**
OA02	OA02-SD4448-2211	44	48	**17**		**37**		**7.3**		**15**		0.13	U	**14**		0.099	U	0.22	U	**8.9**		**12**		**8.9**	**J**	**740**	**J**	**1200**	**J**
OA02	OA02-SD4852-2211	48	52	**3.1**		**18**		**3.9**		**8.3**		0.11	U	**4.2**		0.089	U	0.2	U	**5.2**		**2.5**		**3.5**	**J**	**420**	**J**	**660**	**J**
OA02	OA02-SD5256-2211	52	56	**1.9**		**6.4**		**0.98**		**2.4**		0.12	U	0.16	U	0.09	U	0.2	U	**1.6**		0.16	U	**0.95**	**J**	**130**	**J**	**210**	**J**
OA02	OA02-SD5660-2211	56	60	**1.4**		**6.1**		**1.3**		**2.9**		0.11	U	0.16	U	0.087	U	0.19	U	**2.2**		0.16	U	**0.63**	**J**	**130**	**J**	**200**	**J**
OA02	OA02-SD6064-2211	60	64	0.13	U	**1.3**		0.17	U	**0.54**		0.11	U	0.16	U	0.087	U	0.19	U	0.097	U	0.16	U	0.13	UJ	**22**	**J**	**36**	**J**
OA02	OA02-SD6468-2211	64	68	**0.69**		**3.9**		**0.9**		**1.6**		0.11	U	0.15	U	0.086	U	0.19	U	0.096	U	0.16	U	0.13	UJ	**78**	**J**	**120**	**J**
OA03	OA03-SD0002-2211	0	2	**4.1**		**13**		**2.9**		**6.5**		0.15	U	0.21	U	0.12	U	0.26	U	**4.9**		**2.6**		**4.6**	**J**	**270**	**J**	**400**	**J**
OA03	OA03-SD0204-2211	2	4	**4.2**		**14**		**4.1**		**7.5**		0.14	U	0.2	U	0.11	U	0.24	U	**3.5**		0.2	U	**6.2**	**J**	**250**	**J**	**380**	**J**
OA03	OA03-SD0406-2211	4	6	**3.6**		**21**		**3.5**		**6.9**		0.14	U	0.19	U	0.11	U	0.24	U	**4**		0.19	U	**5.7**	**J**	**280**	**J**	**440**	**J**
OA03	OA03-SD0608-2211	6	8	**5.3**		**25**		**4.9**		**10**		0.14	U	0.2	U	0.11	U	0.25	U	**6**		0.2	U	**11**	**J**	**420**	**J**	**630**	**J**
OA03	OA03-SD0812-2211	8	12	**3.6**		**17**		**3.4**		**9.4**		0.13	U	0.19	U	0.1	U	0.23	U	**5.2**		**5**		**5.8**	**J**	**300**	**J**	**460**	**J**
OA03	OA03-SD1216-2211	12	16	0.4	U	**130**		0.52	U	**62**		0.34	U	**27**		**10**		**3.9**		**21**		**12**		**17**		**2300**		**3600**	
OA03	OA03-SD1620-2211	16	20	**33**		**130**		**32**		**60**		1	U	1.4	U	0.8	U	1.8	U	**65**		**22**		**52**		**3400**		**5100**	
OA03	OA03-SD2024-2211	20	24	**35**		**160**		**37**		**72**		0.99	U	**40**		0.77	U	1.7	U	**63**		**33**		**100**		**4000**		**6500**	
OA03	OA03-SD2428-2211	24	28	**46**		**220**		**48**		**96**		0.38	U	**41**		**17**		**5.9**		**42**		**21**		**21**		**2600**		**4400**	
OA03	OA03-SD2832-2211	28	32	**7.4**		**37**		**8.4**		**17**		0.27	U	**9.7**		**1.6**		0.48	U	**5.8**		0.39	U	**5.3**		**490**		**720**	
OA03	OA03-SD3236-2211	32	36	**3**		**9.7**		**2.4**		**5**		0.23	U	**2.1**		0.18	U	0.4	U	**2.2**		0.33	U	0.27	U	**170**		**260**	
OA03	OA03-SD3640-2211	36	40	0.26	U	**2.1**		**0.4**	**J**	**0.96**		0.22	U	0.31	U	0.17	U	**0.46**	**J**	**0.44**	**J**	**0.43**	**J**	0.26	U	**51**	**J**	**75**	**J**
OA03	OA03-SD4044-2211	40	44	0.27	U	**0.96**		0.34	U	0.25	U	0.22	U	0.32	U	0.18	U	0.39	U	0.2	U	0.32	U	0.26	U	**21**		**31**	
OA03	OA03-SD4448-2211	44	48	0.27	U	0.23	U	0.34	U	0.25	U	0.22	U	0.32	U	0.18	U	0.39	U	0.2	U	0.32	U	0.26	U	**3.4**	**J**	**5.1**	**J**
OA03	OA03-SD4852-2211	48	52	0.13	U	0.11	U	0.17	U	0.12	U	0.11	U	0.15	U	0.085	U	0.19	U	0.095	U	0.15	U	0.13	U	0	U	0	U
OA04	OA04-SD0002-2211	0	2	0.89	U	**8.4**		1.1	U	**4.7**		0.75	U	1.1	U	0.59	U	1.3	U	0.66	U	1.1	U	0.88	U	**160**		**250**	
OA04	OA04-SD0204-2211	2	4	**3.4**		**15**		**2.8**		**6.6**		0.28	U	**4.2**		0.22	U	0.48	U	**1.9**		**2.3**		**2.4**		**190**		**290**	
OA04	OA04-SD0406-2211	4	6	**3.7**		**13**		**3.3**		**6.7**		0.68	U	0.95	U	0.53	U	1.2	U	0.59	U	0.96	U	0.79	U	**240**		**580**	
OA04	OA04-SD0608-2211	6	8	**6.1**		**31**		**6.8**		**17**		0.27	U	0.38	U	0.21	U	0.47	U	0.23	U	0.38	U	**5.2**		**340**		**550**	
OA04	OA04-SD0812-2211	8	12	**6**		**23**		**7.3**		**11**		0.68	U	0.95	U	0.53	U	1.2	U	0.59	U	0.96	U	0.8	U	**380**		**600**	
OA04	OA04-SD1216-2211	12	16	**11**		**52**		**12**		**27**		0.33	U	0.47	U	0.26	U	0.58	U	0.29	U	0.47	U	**13**		**720**		**1100**	
OA04	OA04-SD1620-2211	16	20	**20**		**88**		**18**		**42**		0.37	U	**20**		0.29	U	0.65	U	**16**		0.52	U	**9.8**		**1600**		**2500**	
OA04	OA04-SD2024-2211	20	24	**29**		**140**		**28**		**67**		0.35	U	**27**		**10**		**6.1**		0.31	U	**11**		**10**		**1900**		**3100**	
OA04	OA04-SD2428-2211	24	28	**13**		**61**		**13**		**27**		0.3	U	**11**		0.23	U	**2.2**		**11**		**7**		**7.5**		**960**		**1500**	
OA04	OA04-SD2832-2211	28	32	**7.1**		**33**		**7.2**		**15**		0.23	U	**6.2**		**2.7**		**2.3**		**5.7**		**4.7**		**3.8**		**450**		**680**	
OA04	OA04-SD3236-2211	32	36	0.27	U	**2.6**		0.35	U	0.26	U	0.23	U	0.32	U	0.18	U	0.4	U	0.2	U	0.33	U	0.27	U	**36**		**55**	
OA04	OA04-SD3640-2211	36	40	0.26	U	**0.83**		0.34	U	**0.53**	**J**	0.22	U	0.31	U	0.17	U	0.39	U	0.19	U	0.31	U	0.26	U	**11**	**J**	**17**	**J**
OA04	OA04-SD4044-2211	40	44	0.13	U	0.11	U	0.17	U	0.12	U	0.11	U	0.15	U	0.086	U	0.19	U	0.096	U	0.16	U	0.13	U	0	U	**0.49**	**J**
OA04	OA04-SD4448-2211	44	48	**1.5**		**5.9**		**0.91**		**2.3**		0.22	U	0.31	U	0.17	U	0.39	U	**2.3**		0.31	U	0.26	U	**93**		**150**	

Table 1. Sediment PCB Results
Second MNR Report
Palos Verdes Shelf
Los Angeles County, California

Location ID	Sample ID	Top of Sample (cm)	Bottom of Sample (cm)	PCB-5/8	Q	PCB-18	Q	PCB-28	Q	PCB-31	Q	PCB-37	Q	PCB-44	Q	PCB-49	Q	PCB-52	Q	PCB-66	Q	PCB-70	Q	PCB-74	Q	PCB-77	Q	PCB-81	Q	PCB-87	Q	PCB-99	Q	PCB-101	Q	PCB-105	Q
OA05	OA05-SD0002-2211	0	2	1	U	0.86	U	**8.9**		**11**		0.73	U	**16**		**8.8**		**19**		**22**		**23**		**13**		0.88	U	0.8	U	**9.6**		**14**		**26**		**12**	
OA05	OA05-SD0204-2211	2	4	0.97	U	0.8	U	**8.1**		**12**		0.68	U	**19**		**12**		**19**		**24**		**27**		**16**		0.81	U	0.74	U	**13**		**16**		**29**		**16**	
OA05	OA05-SD0406-2211	4	6	**2.1**		**4.7**		**9.4**		**12**		0.26	U	**19**		**11**		**17**		**23**		**25**		**12**		**2.8**		0.29	U	**13**		**12**		**26**		**14**	
OA05	OA05-SD0608-2211	6	8	**3.2**	**J**	**12**		**21**		**13**		0.65	U	**24**		**20**		**33**		**33**		**32**		**17**		0.78	U	0.72	U	**13**		**19**		**36**		**23**	
OA05	OA05-SD0812-2211	8	12	**5.6**		0.16	U	0.18	U	0.066	U	0.14	U	**44**		**20**		**37**		**44**		**53**		**33**		0.17	U	0.15	U	**15**		**27**		**47**		**31**	
OA05	OA05-SD1216-2211	12	16	**4.9**		**13**		**46**		**38**		0.14	U	**52**		**53**		**55**		**67**		**70**		**43**		0.17	U	0.16	U	**20**		**35**		**56**		**39**	
OA05	OA05-SD1620-2211	16	20	0.22	U	0.18	U	0.2	U	0.073	U	0.15	U	**110**		**46**		**72**		**86**		**75**		**51**		**14**		0.17	U	**23**		**41**		**75**		**46**	
OA05	OA05-SD2024-2211	20	24	0.76	U	0.22	U	**71**		**63**		0.19	U	**140**		**63**		**130**		**170**		**130**		**120**		0.22	U	0.21	U	**39**		**56**		**97**		**97**	
OA05	OA05-SD2428-2211	24	28	**23**		**68**		**100**		**210**		0.89	U	**180**		**110**		**200**		**260**		**290**		**150**		**53**		0.98	U	**180**		**120**		**300**		**160**	
OA05	OA05-SD2832-2211	28	32	**24**		**160**		**200**		**180**		0.9	U	**400**		**170**		**320**		**360**		**360**		**210**		**55**		0.99	U	**98**		**140**		**320**		**150**	
OA05	OA05-SD3236-2211	32	36	1.5	U	1.2	U	**2200**		**1500**		**260**		**1500**		**1300**		1	U	**1400**		**1700**		**780**		**210**		1.1	U	**390**		**510**		**1200**		**620**	
OA05	OA05-SD3640-2211	36	40	**39**	**J**	**220**	**J**	**240**	**J**	**390**	**J**	0.19	U	**440**	**J**	**200**	**J**	**330**	**J**	**330**	**J**	**420**	**J**	**280**	**J**	**77**	**J**	0.2	U	**140**	**J**	**150**	**J**	**360**	**J**	**210**	**J**
OA05	OA05-SD4044-2211	40	44	**30**		**160**		**220**		**280**		**96**		**400**		**180**		**440**		**430**		**300**		**230**		**64**		0.22	U	**110**		**150**		**300**		**180**	
OA05	OA05-SD4448-2211	44	48	**26**		**140**		**150**		**190**		**68**		**320**		**130**		**300**		**310**		**350**		**160**		**58**		0.22	U	**75**		**130**		**220**		**140**	
OA05	OA05-SD4852-2211	48	52	**13**		**85**		**82**		**120**		0.18	U	**220**		**95**		**230**		**250**		**290**		**130**		**51**		0.2	U	**77**		**110**		**220**		**120**	
OA05	OA05-SD5256-2211	52	56	0.94	U	**6.1**		**12**		**15**		0.66	U	**31**		**16**		**38**		**29**		**31**		**14**		0.79	U	0.72	U	**23**		**17**		**43**		**15**	
OA05	OA05-SD5660-2211	56	60	0.16	U	**6.8**		**10**		**10**		0.11	U	**19**		**9.8**		**20**		**19**		**22**		**11**		**1.7**		0.13	U	**12**		**9.7**		**20**		**10**	
OA05	OA05-SD6064-2211	60	64	**0.5**	**J**	**1.1**		**1.3**		**1.7**		0.12	U	**2.4**		**1.2**		**2.6**		**2**		**2**		**1.1**		0.14	U	0.13	U	**1.2**		**1.2**		**2.4**		**1.3**	
OA05	OA05-SD6468-2211	64	68	0.45	U	**1**		**1.1**		**1.1**		0.11	U	**1.7**		**0.87**		**1.5**		**1.3**		**1.7**		**0.75**		0.13	U	0.12	U	**0.72**		**0.67**		**1.3**		**0.5**	
OA05	OA05-SD6872-2211	68	72	**0.76**		**3.5**		**5.7**		**6.7**		0.11	U	**10**		**7.2**		**13**		**14**		**15**		**7.3**		**2.1**		0.13	U	**6.8**		**6.5**		**14**		**6.3**	
OA05	OA05-SD0002-2211FD	0	2	**2.7**		0.17	U	**9.6**		**13**		0.14	U	**18**		**11**		**20**		**27**		**26**		**14**		**5.1**		0.16	U	**19**		**16**		**29**		**17**	
OA05	OA05-SD0204-2211FD	2	4	0.95	U	0.78	U	**13**		**27**		0.66	U	**23**		**14**		**30**		**33**		**32**		**16**		0.79	U	0.73	U	**16**		**19**		**33**		**15**	
OA05	OA05-SD0406-2211FD	4	6	**3.8**		**6.7**		**13**		**16**		0.65	U	**23**		**13**		**24**		**30**		**29**		**19**		0.78	U	0.72	U	**12**		**15**		**33**		**15**	
OA05	OA05-SD0608-2211FD	6	8	**1.8**		**4.4**		**13**		**13**		0.13	U	**21**		**13**		**23**		**29**		**31**		**17**		**5.3**		0.14	U	**21**		**18**		**33**		**18**	
OA05	OA05-SD0812-2211FD	8	12	**2**		**16**		**15**		**23**		0.14	U	**28**		**18**		**34**		**47**		**54**		**23**		**12**		0.15	U	**30**		**25**		**48**		**30**	
OA05	OA05-SD1216-2211FD	12	16	**2.6**		0.17	U	**14**		**36**		**9**		**42**		**24**		**37**		**64**		**64**		**32**		**14**		0.15	U	**39**		**33**		**60**		**45**	
OA05	OA05-SD1620-2211FD	16	20	**3.8**		0.18	U	**24**		**31**		0.15	U	**72**		**24**		**36**		**67**		**65**		**43**		**22**		0.17	U	**22**		**37**		**70**		**47**	
OA05	OA05-SD2024-2211FD	20	24	**7.3**		0.21	U	**48**		0.084	U	0.18	U	**89**		**45**		**81**		**130**		**130**		**68**		0.21	U	0.19	U	**16**		**80**		**110**		**56**	
OA05	OA05-SD2428-2211FD	24	28	**27**		**130**		**190**		**200**		**120**		**290**		**170**		**290**		**390**		**350**		**200**		**70**		1.1	U	**100**		**140**		**310**		**170**	
OA05	OA05-SD2832-2211FD	28	32	**68**		**460**		**510**		**560**		**210**		**850**		**470**		**890**		**860**		**1100**		**510**		**110**		1	U	**190**		**280**		**660**		**340**	
OA05	OA05-SD3236-2211FD	32	36	**110**		**520**		**710**		**690**		**290**		**1100**		**490**		**970**		**1100**		**1100**		**580**		**160**		1.1	U	**200**		**360**		**680**		**400**	
OA05	OA05-SD3640-2211FD	36	40	**48**		**440**		**450**		**470**		**150**		**790**		**450**		**820**		**710**		**850**		**400**		**100**		1.1	U	**290**		**250**		**710**		**320**	
OA05	OA05-SD4044-2211FD	40	44	**31**		**150**		**170**		**170**		0.85	U	**330**		**200**		**420**		**400**		**460**		**210**		**86**		0.93	U	**210**		**200**		**390**		**240**	
OA05	OA05-SD4448-2211FD	44	48	**14**		**100**		**130**		**140**		**35**		**260**		**140**		**290**		**270**		**310**		**170**		**60**		1.1	U	**130**		**150**		**380**		**170**	
OA05	OA05-SD4852-2211FD	48	52	**6.6**		**39**		**49**		**44**		**14**		**99**		**46**		**88**		**83**		**91**		**51**		**15**		0.78	U	**40**		**46**		**110**		**46**	
OA05	OA05-SD5256-2211FD	52	56	**5.1**		**41**		**50**		**44**		0.63	U	**96**		**40**		**83**		**80**		**86**		**47**		**17**		0.69	U	**33**		**39**		**95**		**43**	
OA05	OA05-SD5660-2211FD	56	60	**2.1**	**J**	**4.9**		**8.3**		**7.1**		0.56	U	**11**		**6.5**		**13**		**13**		**15**		**7.5**		0.67	U	0.62	U	**7.6**		**8.9**		**18**		**9**	
OA05	OA05-SD6064-2211FD	60	64	0.77	U	0.64	U	0.68	U	0.6	U	0.54	U	**1.5**		**1.3**	**J**	**2.4**		**1.9**		**1.6**		**0.92**	**J**	0.65	U	0.59	U	0.84	U	**1**	**J**	**1.6**		0.72	U
OA05	OA05-SD6468-2211FD	64	68	0.8	U	0.66	U	**0.95**	**J**	**0.74**	**J**	0.55	U	**1.4**		**1.3**	**J**	**1.3**	**J**	**1.3**	**J**	**0.83**	**J**	0.72	U	0.66	U	0.61	U	0.86	U	**1.3**	**J**	**2.1**		0.74	U
OA05	OA05-SD6872-2211FD	68	72	0.82	U	**2**		**2.7**		**2.2**		0.57	U	**3.6**		**2.5**		**4.6**		**4.3**		**4.8**		**2.6**		0.69	U	0.63	U	**1.8**		**3**		**5.8**		**3.4**	
OA05	OA05-SD7276-2211FD	72	76	0.15	U	0.12	U	0.13	U	0.12	U	0.1	U	0.16	U	0.14	U	0.1	U	0.14	U	0.12	U	0.13	U	0.12	U	0.11	U	0.16	U	0.11	U	0.14	U	0.14	U

Table 1. Sediment PCB Results
Second MNR Report
Palos Verdes Shelf
Los Angeles County, California

Location ID	Sample ID	Top of Sample (cm)	Bottom of Sample (cm)	PCB-110	Q	PCB-114	Q	PCB-118	Q	PCB-119	Q	PCB-123	Q	PCB-126	Q	PCB-128	Q	PCB-132/153	Q	PCB-138/158	Q	PCB-149	Q	PCB-151	Q	PCB-156	Q	PCB-157	Q	PCB-167	Q	PCB-168	Q	PCB-169	Q	PCB-170	Q
OA05	OA05-SD0002-2211	0	2	**28**		0.98	U	**21**		1.1	U	0.91	U	0.84	U	1.3	U	**33**		**23**		**12**		**6.8**		0.87	U	0.86	U	1	U	0.97	U	0.86	U	0.95	U
OA05	OA05-SD0204-2211	2	4	**34**		0.91	U	**24**		1.1	U	0.84	U	0.78	U	1.2	U	**40**		**22**		**14**		**5.6**		0.81	U	0.8	U	0.96	U	0.9	U	0.8	U	**7.3**	
OA05	OA05-SD0406-2211	4	6	**29**		0.35	U	**23**		0.41	U	0.33	U	0.3	U	**5.5**		**37**		**39**		**21**		**6.8**		**2.1**		0.31	U	0.37	U	0.35	U	0.31	U	**27**	
OA05	OA05-SD0608-2211	6	8	**30**		0.88	U	**30**		1	U	0.81	U	0.75	U	**6.9**		**42**		**44**		**20**		**6.4**		**9.8**		0.77	U	0.93	U	0.86	U	0.77	U	**7.4**	
OA05	OA05-SD0812-2211	8	12	**48**		0.19	U	**44**		0.22	U	0.17	U	0.16	U	**11**		**50**		**43**		**30**		**7**		0.17	U	0.16	U	0.2	U	0.18	U	0.16	U	**11**	
OA05	OA05-SD1216-2211	12	16	**55**		0.19	U	**62**		0.22	U	0.18	U	0.16	U	**10**		**63**		**60**		**42**		**12**		**11**		0.17	U	0.2	U	0.19	U	0.17	U	**15**	
OA05	OA05-SD1620-2211	16	20	**73**		0.21	U	**80**		0.24	U	0.19	U	0.18	U	0.27	U	**82**		**74**		**58**		**17**		0.18	U	0.18	U	0.22	U	0.2	U	0.18	U	**16**	
OA05	OA05-SD2024-2211	20	24	**160**		0.25	U	**150**		0.29	U	0.23	U	0.22	U	0.33	U	**170**		**270**		**98**		**31**		0.22	U	0.22	U	0.27	U	0.25	U	0.22	U	**49**	
OA05	OA05-SD2428-2211	24	28	**440**		1.2	U	**250**		1.4	U	1.1	U	1	U	**54**		**400**		**310**		**160**		**61**		**33**		1.1	U	1.3	U	1.2	U	1.1	U	**67**	
OA05	OA05-SD2832-2211	28	32	**290**		1.2	U	**690**		1.4	U	1.1	U	1	U	**43**		**220**		**230**		**170**		**47**		**40**		1.1	U	1.3	U	1.2	U	1.1	U	**66**	
OA05	OA05-SD3236-2211	32	36	**1300**		1.4	U	**980**		1.6	U	1.3	U	1.2	U	**150**		**1200**		**830**		**510**		**160**		**130**		1.2	U	1.5	U	1.4	U	1.2	U	**230**	
OA05	OA05-SD3640-2211	36	40	**430**	**J**	0.25	U	**390**	**J**	0.29	U	0.23	U	0.21	U	**52**	**J**	**350**	**J**	**380**	**J**	**260**	**J**	**65**	**J**	**45**	**J**	0.22	U	0.26	U	0.25	U	0.22	U	**86**	**J**
OA05	OA05-SD4044-2211	40	44	**440**		0.27	U	**340**		0.32	U	0.25	U	0.23	U	**61**		**390**		**370**		**260**		**70**		**53**		0.24	U	0.29	U	0.27	U	0.24	U	**110**	
OA05	OA05-SD4448-2211	44	48	**360**		0.27	U	**290**		0.32	U	0.25	U	0.23	U	**48**		**360**		**310**		**240**		**66**		**35**		0.24	U	0.29	U	0.27	U	0.24	U	**110**	
OA05	OA05-SD4852-2211	48	52	**360**		0.24	U	**240**		0.28	U	0.22	U	0.21	U	**47**		**310**		**280**		**210**		**61**		**33**		0.21	U	0.26	U	0.24	U	0.21	U	**81**	
OA05	OA05-SD5256-2211	52	56	**51**		0.88	U	**37**		1	U	0.82	U	0.76	U	**9.1**		**42**		**51**		**36**		**10**		**3.9**		0.78	U	0.93	U	0.87	U	0.78	U	**21**	
OA05	OA05-SD5660-2211	56	60	**24**		0.15	U	**20**		0.18	U	0.14	U	0.13	U	**3.9**		**17**		**22**		**13**		**4.5**		**2.5**		0.13	U	0.16	U	0.15	U	0.13	U	**6**	
OA05	OA05-SD6064-2211	60	64	**1.8**		0.16	U	**1.9**		0.18	U	0.14	U	0.13	U	**0.22**	**J**	**1.7**		**1.7**		**1.4**		**0.57**		0.14	U	0.14	U	0.16	U	0.15	U	0.14	U	**1.2**	
OA05	OA05-SD6468-2211	64	68	**1**		0.15	U	**1.3**		0.17	U	0.14	U	0.13	U	0.19	U	**0.88**		**1**		**0.8**		**0.34**		0.13	U	0.13	U	0.16	U	0.15	U	0.13	U	0.15	U
OA05	OA05-SD6872-2211	68	72	**17**		0.15	U	**14**		0.18	U	0.14	U	0.13	U	**2.3**		**13**		**13**		**9.3**		**2.3**		**1.5**		0.14	U	0.16	U	0.15	U	0.14	U	**4.1**	
OA05	OA05-SD0002-2211FD	0	2	**36**		0.19	U	**24**		0.22	U	0.18	U	0.16	U	**7.4**		**27**		**35**		**20**		**5.2**		**3.6**		0.17	U	0.2	U	0.19	U	0.17	U	**7.9**	
OA05	OA05-SD0204-2211FD	2	4	**33**		0.89	U	**33**		1	U	0.82	U	0.76	U	1.1	U	**50**		**28**		**18**		**4.9**		0.79	U	0.78	U	0.94	U	0.87	U	0.78	U	0.86	U
OA05	OA05-SD0406-2211FD	4	6	**29**		0.88	U	**26**		1	U	0.82	U	0.75	U	1.1	U	**44**		**26**		**19**		**7.9**		0.78	U	0.77	U	0.93	U	0.87	U	0.77	U	**9.4**	
OA05	OA05-SD0608-2211FD	6	8	**37**		0.17	U	**39**		0.2	U	0.16	U	0.15	U	**12**		**35**		**31**		**24**		**6.5**		**5.6**		0.15	U	0.18	U	0.17	U	0.15	U	**11**	
OA05	OA05-SD0812-2211FD	8	12	**63**		0.18	U	**58**		0.21	U	0.17	U	0.16	U	**9.7**		**47**		**64**		**33**		**11**		**9.8**		0.16	U	0.19	U	0.18	U	0.16	U	**14**	
OA05	OA05-SD1216-2211FD	12	16	**73**		0.19	U	**61**		0.22	U	0.17	U	0.16	U	0.24	U	**62**		**85**		**36**		**17**		**9.8**		0.16	U	0.2	U	0.19	U	0.17	U	**20**	
OA05	OA05-SD1620-2211FD	16	20	**60**		0.21	U	**62**		0.24	U	0.19	U	0.18	U	0.27	U	**56**		**93**		**49**		**16**		**11**		0.18	U	0.22	U	0.2	U	0.18	U	**16**	
OA05	OA05-SD2024-2211FD	20	24	**110**		0.24	U	**160**		0.28	U	0.22	U	0.2	U	0.31	U	**99**		**150**		**83**		**24**		0.21	U	**31**		0.25	U	0.23	U	0.21	U	**50**	
OA05	OA05-SD2428-2211FD	24	28	**460**		1.3	U	**290**		1.5	U	1.2	U	1.1	U	**46**		**240**		**240**		**170**		**53**		**51**		1.1	U	1.4	U	1.3	U	1.1	U	**73**	
OA05	OA05-SD2832-2211FD	28	32	**810**		1.2	U	**600**		1.4	U	1.1	U	1.1	U	**86**		**400**		**450**		**300**		**84**		**58**		1.1	U	1.3	U	1.2	U	1.1	U	**110**	
OA05	OA05-SD3236-2211FD	32	36	**1000**		1.4	U	**670**		1.6	U	1.3	U	1.2	U	**91**		**470**		**510**		**370**		**110**		**64**		1.2	U	1.5	U	1.4	U	1.2	U	**150**	
OA05	OA05-SD3640-2211FD	36	40	**850**		1.4	U	**610**		1.6	U	1.3	U	1.2	U	**100**		**530**		**560**		**400**		**110**		**76**		1.2	U	1.4	U	1.3	U	1.2	U	**160**	
OA05	OA05-SD4044-2211FD	40	44	**610**		1.1	U	**440**		1.3	U	1.1	U	0.97	U	**89**		**500**		**540**		**380**		**110**		**70**		1	U	1.2	U	1.1	U	1	U	**130**	
OA05	OA05-SD4448-2211FD	44	48	**490**		1.3	U	**330**		1.5	U	1.2	U	1.1	U	**60**		**370**		**400**		**270**		**82**		**48**		1.2	U	1.4	U	1.3	U	1.2	U	**100**	
OA05	OA05-SD4852-2211FD	48	52	**91**		0.95	U	**93**		1.1	U	0.88	U	0.81	U	**15**		**90**		**92**		**66**		**17**		**12**		0.83	U	1	U	0.94	U	0.84	U	**28**	
OA05	OA05-SD5256-2211FD	52	56	**83**		0.84	U	**81**		0.98	U	0.78	U	0.72	U	**13**		**80**		**78**		**55**		**20**		**22**		0.74	U	0.89	U	0.83	U	0.74	U	**20**	
OA05	OA05-SD5660-2211FD	56	60	**20**		0.76	U	**16**		0.88	U	0.7	U	0.65	U	0.97	U	**12**		**11**		**11**		**3.7**		0.67	U	0.66	U	0.8	U	0.75	U	0.67	U	0.73	U
OA05	OA05-SD6064-2211FD	60	64	**2.8**		0.72	U	**2.3**		0.84	U	0.67	U	0.62	U	0.93	U	**1.8**	**J**	1.6	U	**1.3**	**J**	0.62	U	0.64	U	0.64	U	0.77	U	0.72	U	0.64	U	0.7	U
OA05	OA05-SD6468-2211FD	64	68	**1.7**		0.74	U	**2.3**		0.87	U	0.69	U	0.64	U	0.96	U	1.7	U	1.7	U	**0.76**	**J**	0.64	U	0.66	U	0.65	U	0.79	U	0.73	U	0.66	U	0.72	U
OA05	OA05-SD6872-2211FD	68	72	**6**		0.77	U	**4.8**		0.9	U	0.71	U	0.66	U	0.99	U	**4.9**		**4.6**		**3.4**		0.66	U	0.68	U	0.68	U	0.81	U	0.76	U	0.68	U	0.75	U
OA05	OA05-SD7276-2211FD	72	76	0.12	U	0.14	U	0.1	U	0.16	U	0.13	U	0.12	U	0.18	U	0.31	U	0.32	U	0.14	U	0.12	U	0.12	U	0.12	U	0.15	U	0.14	U	0.12	U	0.14	U

Table 1. Sediment PCB Results
Second MNR Report
Palos Verdes Shelf
Los Angeles County, California

Location ID	Sample ID	Top of Sample (cm)	Bottom of Sample (cm)	PCB-177	Q	PCB-180	Q	PCB-183	Q	PCB-187	Q	PCB-189	Q	PCB-194	Q	PCB-195	Q	PCB-201	Q	PCB-203	Q	PCB-206	Q	PCB-209	Q	Total PCB - Short List	Q	Total PCB - Expanded List	Q
OA05	OA05-SD0002-2211	0	2	0.87	U	**11**		**4.1**		**5.7**		0.73	U	1	U	0.57	U	1.3	U	0.64	U	1	U	0.86	U	**200**		**330**	
OA05	OA05-SD0204-2211	2	4	**2.8**		**11**		**3.5**		**5.2**		0.68	U	0.95	U	0.53	U	1.2	U	0.59	U	0.96	U	0.79	U	**220**		**380**	
OA05	OA05-SD0406-2211	4	6	**8.2**		**49**		**9.5**		**20**		0.26	U	**15**		**6.1**		**2**		**20**		**6.6**		**6.2**		**340**		**540**	
OA05	OA05-SD0608-2211	6	8	**4**		**15**		**4.1**		**8.9**		0.65	U	0.92	U	0.51	U	1.1	U	0.57	U	**4.9**		**2.4**		**360**	**J**	**540**	**J**
OA05	OA05-SD0812-2211	8	12	**3.7**		**21**		**3.8**		**9.1**		0.14	U	**6.6**		0.11	U	0.24	U	**5.8**		**3.7**		**3.5**		**400**		**660**	
OA05	OA05-SD1216-2211	12	16	**4.3**		**32**		**6.6**		**13**		0.14	U	**12**		0.11	U	0.25	U	**7.5**		**9.3**		**5.2**		**610**		**1000**	
OA05	OA05-SD1620-2211	16	20	**5.3**		**34**		**8.5**		**17**		0.15	U	0.22	U	0.12	U	0.27	U	**9.6**		**11**		**14**		**730**		**1100**	
OA05	OA05-SD2024-2211	20	24	**14**		**66**		**17**		**28**		0.19	U	0.26	U	0.58	U	0.33	U	**17**		**14**		**26**		**1500**		**2300**	
OA05	OA05-SD2428-2211	24	28	**26**		**160**		**31**		**71**		0.89	U	**26**		0.7	U	1.6	U	**46**		**29**		**42**		**2800**		**4600**	
OA05	OA05-SD2832-2211	28	32	**26**		**110**		1.4	U	**49**		0.9	U	1.3	U	0.71	U	1.6	U	**29**		**27**		**37**		**3500**		**5200**	
OA05	OA05-SD3236-2211	32	36	**61**		**280**		**110**		1.2	U	1	U	**65**		0.81	U	**15**		**130**		**54**		**55**		**11000**		**20000**	
OA05	OA05-SD3640-2211	36	40	**29**	**J**	**160**	**J**	**73**	**J**	**11**	**J**	0.18	U	**46**	**J**	0.14	U	0.32	U	**34**	**J**	**35**	**J**	**15**	**J**	**3800**	**J**	**6300**	**J**
OA05	OA05-SD4044-2211	40	44	**39**		**210**		**42**		**79**		0.2	U	**53**		**24**		**8.7**		**47**		**51**		**10**		**3900**		**6200**	
OA05	OA05-SD4448-2211	44	48	**39**		**190**		**39**		**78**		0.2	U	**48**		**19**		**8.7**		**42**		**27**		**15**		**3100**		**5100**	
OA05	OA05-SD4852-2211	48	52	**31**		**170**		**35**		**70**		0.18	U	**41**		**25**		**8.4**		**38**		**33**		**22**		**2600**		**4200**	
OA05	OA05-SD5256-2211	52	56	**6**		**23**		**6.8**		**13**		0.66	U	**15**		0.51	U	1.1	U	**4.6**		0.93	U	**13**		**390**		**630**	
OA05	OA05-SD5660-2211	56	60	**2.3**		**9.6**		**2.2**		**5**		0.11	U	**3.1**		0.089	U	0.2	U	**2.7**		**1.3**		**1.6**		**200**		**320**	
OA05	OA05-SD6064-2211	60	64	**0.32**		**0.87**		0.18	U	**0.42**		0.12	U	0.16	U	0.36	U	0.2	U	0.29	U	0.16	U	**0.54**		**22**	**J**	**35**	**J**
OA05	OA05-SD6468-2211	64	68	0.13	U	**0.47**		0.17	U	**0.18**	**J**	0.11	U	0.16	U	0.35	U	0.19	U	0.28	U	0.16	U	0.13	U	**12**	**J**	**20**	**J**
OA05	OA05-SD6872-2211	68	72	**2**		**6**		**1.4**		**2.9**		0.11	U	**2.4**		0.09	U	0.2	U	**2**		0.16	U	0.13	U	**130**		**210**	
OA05	OA05-SD0002-2211FD	0	2	**3.3**		**16**		**4.1**		**9.3**		0.14	U	**2.6**		0.11	U	**1.2**		**4.6**		**2.2**		**4.2**		**270**		**440**	
OA05	OA05-SD0204-2211FD	2	4	0.78	U	**17**		1	U	**9.7**		0.66	U	0.93	U	0.52	U	1.2	U	0.58	U	0.94	U	0.77	U	**280**		**460**	
OA05	OA05-SD0406-2211FD	4	6	**4.5**		**17**		**3.8**		**7.3**		0.65	U	0.92	U	0.51	U	1.1	U	**5.7**		0.93	U	0.77	U	**280**		**450**	
OA05	OA05-SD0608-2211FD	6	8	**4.2**		**21**		**4.7**		**9.2**		0.13	U	**4.7**		0.1	U	0.23	U	**3.4**		**2.6**		**1.9**		**320**		**510**	
OA05	OA05-SD0812-2211FD	8	12	**5.9**		**32**		**6.4**		**14**		0.14	U	**7.9**		0.11	U	0.24	U	**4.8**		**3.6**		**3.7**		**490**		**790**	
OA05	OA05-SD1216-2211FD	12	16	**8.5**		**36**		**8.6**		**20**		0.14	U	**9.6**		0.11	U	0.24	U	**5.4**		**6.8**		**5.4**		**580**		**980**	
OA05	OA05-SD1620-2211FD	16	20	**6**		**37**		**17**		0.17	U	0.15	U	0.22	U	0.12	U	0.27	U	**14**		0.22	U	0.18	U	**620**		**1000**	
OA05	OA05-SD2024-2211FD	20	24	**17**		**100**		**41**		0.2	U	0.18	U	0.25	U	0.14	U	0.31	U	**44**		0.25	U	**41**		**1200**		**1800**	
OA05	OA05-SD2428-2211FD	24	28	**26**		**120**		**26**		**52**		0.95	U	1.3	U	0.75	U	1.7	U	**33**		1.4	U	**36**		**3000**		**5100**	
OA05	OA05-SD2832-2211FD	28	32	**43**		**180**		**36**		**76**		0.91	U	**44**		0.72	U	**8.9**		**49**		**25**		**40**		**6800**		**11000**	
OA05	OA05-SD3236-2211FD	32	36	**47**		**220**		**48**		**110**		1	U	**54**		0.81	U	**26**		**62**		**76**		**52**		**8200**		**14000**	
OA05	OA05-SD3640-2211FD	36	40	**50**		**290**		**53**		**110**		1	U	**82**		0.8	U	1.8	U	**68**		**80**		1.2	U	**6900**		**11000**	
OA05	OA05-SD4044-2211FD	40	44	**67**		**300**		**69**		**150**		0.85	U	**59**		**24**		**14**		**69**		**57**		**59**		**4600**		**7400**	
OA05	OA05-SD4448-2211FD	44	48	**38**		**200**		**45**		**85**		0.98	U	**43**		**20**		1.7	U	**53**		**24**		**42**		**3400**		**5400**	
OA05	OA05-SD4852-2211FD	48	52	**7.5**		**44**		**11**		**21**		0.71	U	0.99	U	0.55	U	1.2	U	**9.1**		1	U	0.83	U	**930**		**1500**	
OA05	OA05-SD5256-2211FD	52	56	**11**		**40**		**9.6**		**18**		0.63	U	**16**		0.49	U	1.1	U	**8.3**		**10**		**12**		**880**		**1400**	
OA05	OA05-SD5660-2211FD	56	60	0.67	U	**4.6**		**1.9**		**3.4**		0.56	U	0.79	U	0.44	U	0.98	U	0.49	U	0.8	U	0.66	U	**130**	**J**	**220**	**J**
OA05	OA05-SD6064-2211FD	60	64	0.64	U	0.56	U	0.83	U	0.6	U	0.54	U	0.76	U	0.42	U	0.94	U	0.47	U	0.77	U	0.63	U	**12**	**J**	**20**	**J**
OA05	OA05-SD6468-2211FD	64	68	0.66	U	**0.61**	**J**	0.85	U	0.62	U	0.55	U	0.78	U	0.43	U	0.97	U	0.48	U	0.79	U	0.65	U	**10**	**J**	**17**	**J**
OA05	OA05-SD6872-2211FD	68	72	0.68	U	**2.5**		0.88	U	**1.2**	**J**	0.57	U	0.8	U	0.45	U	1	U	0.5	U	0.81	U	0.67	U	**44**	**J**	**71**	**J**
OA05	OA05-SD7276-2211FD	72	76	0.12	U	0.11	U	0.16	U	0.12	U	0.1	U	0.15	U	0.081	U	0.18	U	0.091	U	0.15	U	0.12	U	0	U	0	U

Table 1. Sediment PCB Results
Second MNR Report
Palos Verdes Shelf
Los Angeles County, California

Location ID	Sample ID	Top of Sample (cm)	Bottom of Sample (cm)	PCB-5/8	Q	PCB-18	Q	PCB-28	Q	PCB-31	Q	PCB-37	Q	PCB-44	Q	PCB-49	Q	PCB-52	Q	PCB-66	Q	PCB-70	Q	PCB-74	Q	PCB-77	Q	PCB-81	Q	PCB-87	Q	PCB-99	Q	PCB-101	Q	PCB-105	Q
OA06	OA06-SD0002-2211	0	2	0.96	U	1.7		7.5		5.1		0.67	U	16		5.1		12		16		14		8.3		3.2		0.74	U	7.3		9.8		17		7.1	
OA06	OA06-SD0204-2211	2	4	0.97	J	5.6		9.5		7.7		0.63	U	16		9.1		16		21		20		11		0.76	U	0.7	U	12		13		26		8.8	
OA06	OA06-SD0406-2211	4	6	1.6	J	8.1		14		6.6		0.62	U	17		12		20		27		26		16		5.1		0.68	U	11		15		37		16	
OA06	OA06-SD0608-2211	6	8	3.7		9.4		21		16		0.61	U	32		19		32		38		40		20		6.9		0.67	U	15		21		45		21	
OA06	OA06-SD0812-2211	8	12	2	J	6.6		14		12		0.61	U	32		13		22		29		29		17		4.2		0.67	U	13		18		35		16	
OA06	OA06-SD1216-2211	12	16	4.8		16		21		45		0.67	U	40		23		43		53		50		28		0.8	U	0.74	U	22		24		58		24	
OA06	OA06-SD1620-2211	16	20	0.93	U	20		31		43		0.65	U	59		26		57		57		63		34		9.7		0.71	U	27		28		65		21	
OA06	OA06-SD2024-2211	20	24	1	U	0.85	U	0.91	U	180		0.72	U	53		0.99	U	40		53		57		32		0.86	U	0.79	U	28		0.78	U	56		90	
OA06	OA06-SD2428-2211	24	28	3.9		21		33		24		0.73	U	60		30		49		57		63		33		3.6		0.8	U	22		29		65		33	
OA06	OA06-SD2832-2211	28	32	6		47		67		63		0.73	U	120		65		110		130		140		74		24		0.8	U	52		57		130		64	
OA06	OA06-SD3236-2211	32	36	34		300		370		370		78		620		380		630		530		620		310		75		0.89	U	190		180		420		230	
OA06	OA06-SD3640-2211	36	40	25		160		180		180		0.9	U	350		160		330		270		310		160		44		0.99	U	98		120		300		140	
OA06	OA06-SD4044-2211	40	44	21		150		180		170		0.87	U	390		140		310		320		370		190		67		0.96	U	120		140		380		170	
OA06	OA06-SD4448-2211	44	48	12		63		77		110		0.78	U	220		87		190		160		190		98		30		0.85	U	86		91		230		120	
OA06	OA06-SD4852-2211	48	52	9.6		58		75		70		0.8	U	140		77		150		130		170		86		28		0.88	U	70		76		190		88	
OA06	OA06-SD5256-2211	52	56	0.72		3		3.1		2.3		0.12	U	6.3		2.5		5.1		4.4		5.1		3.1		0.14	U	0.13	U	2.3		3		7.1		2.6	
OA06	OA06-SD5660-2211	56	60	0.23	J	0.86		0.51		0.5		0.11	U	0.92		0.28		0.87		0.65		0.56		0.4		0.13	U	0.12	U	0.17	U	0.12	U	0.91		0.15	U
OA06	OA06-SD6064-2211	60	64	0.75		2.9		4.1		4.4		1.2		7.5		5.1		8.3		8.8		11		4.8		1.1		0.13	U	5.8		5.9		11		6.9	
OA06	OA06-SD6468-2211	64	68	0.15	U	0.41		0.28		0.31		0.11	U	0.32		0.15	U	0.21	J	0.15	U	0.13	U	0.14	U	0.13	U	0.12	U	0.17	U	0.15	J	0.22	J	0.14	U
OA07	OA07-SD0002-2211	0	2	3.2	J	14		23		13		3.4		32		23		38		46		44		22		0.9	U	0.82	U	26		22		50		25	
OA07	OA07-SD0204-2211	2	4	0.39	U	0.32	U	25		21		0.27	U	39		28		42		63		54		29		0.33	U	0.3	U	35		35		74		45	
OA07	OA07-SD0406-2211	4	6	13		34		46		63		0.28	U	71		40		77		89		82		51		7.5		0.31	U	32		46		97		40	
OA07	OA07-SD0608-2211	6	8	0.48	U	0.4	U	180		140		0.34	U	320		190		310		410		380		200		0.41	U	0.37	U	200		510		0.46	U	250	
OA07	OA07-SD0812-2211	8	12	0.52	U	170		270		230		0.36	U	500		300		530		600		630		310		0.43	U	0.4	U	310		740		0.5	U	300	
OA07	OA07-SD1216-2211	12	16	22		110		150		130		33		260		180		290		310		360		160		50		1.1	U	220		160		380		230	
OA07	OA07-SD1620-2211	16	20	37		110		120		230		0.75	U	190		120		240		210		230		120		45		0.82	U	120		120		280		140	
OA07	OA07-SD2024-2211	20	24	0.43	U	0.35	U	83		78		0.3	U	140		84		160		200		190		94		0.36	U	0.33	U	0.47	U	120		260		130	
OA07	OA07-SD2428-2211	24	28	1.6		2.6		5.1		2.6		0.12	U	4.2		3.8		6		5.5		5.9		2.5		0.14	U	0.13	U	3.9		4.5		8.1		5.4	
OA07	OA07-SD2832-2211	28	32	0.82		1.6		1.8		1.2		0.11	U	2.5		2.2		3.4		3.4		3.6		1.8		0.13	U	0.12	U	1.8		1.9		3.9		2.2	
OA07	OA07-SD3236-2211	32	36	0.54	J	0.7		1.2		0.48		0.11	U	1.6		1.4		1.8		2.1		1.4		1.1		0.14	U	0.12	U	1		1.5		2.5		1.3	
OA07	OA07-SD3640-2211	36	40	0.16	U	0.13	U	0.42		0.18	J	0.11	U	0.63		0.37		0.8		0.61		0.74		0.41		0.14	U	0.12	U	0.38		0.41		0.72		0.48	
OA07	OA07-SD4044-2211	40	44	0.16	U	0.13	U	0.14	U	0.053	U	0.11	U	0.25	J	0.16	J	0.53		0.28		0.36		0.29		0.13	U	0.12	U	0.17	U	0.37		0.47		0.15	U
OA07	OA07-SD4448-2211	44	48	0.44	J	1.3		1.7		1.3		0.12	U	2.3		1.4		2.6		2.4		2.5		1.2		0.14	U	0.13	U	1.1		1.4		2.6		1.3	
OA07	OA07-SD4852-2211	48	52	0.85		2.6		3.6		1.9		0.11	U	4.5		3.6		5.5		5.7		5.2		3		0.13	U	0.12	U	2.5		2.9		5.9		2.3	
OA07	OA07-SD5256-2211	52	56	0.16	U	0.13	U	0.14	U	0.053	U	0.11	U	0.17	U	0.15	U	0.11	U	0.15	U	0.13	U	0.14	U	0.13	U	0.12	U	0.17	U	0.12	U	0.15	U	0.15	U
OA07	OA07-SD0002-2211FD	0	2	1	U	0.86	U	9.6		7.9		0.73	U	18		10		20		25		19		12		0.88	U	0.8	U	14		16		30		18	
OA07	OA07-SD0204-2211FD	2	4	0.38	U	0.31	U	19		20		0.26	U	31		19		42		52		42		24		0.32	U	0.29	U	31		29		69		51	
OA07	OA07-SD0406-2211FD	4	6	9		27		34		34		0.71	U	67		28		52		65		57		40		0.85	U	0.78	U	30		39		74		38	
OA07	OA07-SD0608-2211FD	6	8	7.5		29		41		29		8.1		63		48		78		100		88		43		0.88	U	0.81	U	57		51		100		54	
OA07	OA07-SD0812-2211FD	8	12	8.4		41		60		40		0.75	U	100		74		100		120		120		62		0.9	U	0.83	U	77		63		140		85	
OA07	OA07-SD1216-2211FD	12	16	20		100		180		140		43		270		180		280		310		360		160		63		1	U	250		160		370		230	
OA07	OA07-SD1620-2211FD	16	20	13		77		110		98		27		190		120		210		210		230		120		35		0.99	U	170		120		280		140	
OA07	OA07-SD2024-2211FD	20	24	4.4		17		28		19		8.9		37		24		41		43		53		24		0.15	U	0.14	U	27		24		56		25	
OA07	OA07-SD2428-2211FD	24	28	2.1		5		10		7.4		0.11	U	16		12		17		20		21		9.4		0.14	U	0.13	U	15		12		25		11	
OA07	OA07-SD2832-2211FD	28	32	1.3		3.6		4.2		3.7		1		4.8		3.6		5.7		6.2		5.8		3.1		0.13	U	0.12	U	3.5		3.4		7.2		4.2	
OA07	OA07-SD3236-2211FD	32	36	0.76		1.9		2.7		1.4		0.12	U	3.7		3		4.6		5		5.2		2.6		0.14	U	0.13	U	2.5		3.2		5.7		2.8	
OA07	OA07-SD3640-2211FD	36	40	1	J	2.8	J	3	J	1.5	J	0.11	U	4.2	J	4	J	5.4	J	7.1	J	5.8	J	3.3	J	0.14	U	0.12	U	3.4	J	3.4	J	6.8	J	3.7	J
OA07	OA07-SD4044-2211FD	40	44	0.93		2.2		3.5		1.4		0.11	U	4.7		3.8		5.3		6.3		5.4		3		0.13	U	0.12	U	3.4		3.5		6.8		3.5	
OA07	OA07-SD4448-2211FD	44	48	0.16	U	0.13	U	0.28		0.052	U	0.11	U	0.67		0.45		0.78		0.75		0.78		0.4		0.13	U	0.12	U	0.35		0.63		0.83		0.57	

Table 1. Sediment PCB Results
Second MNR Report
Palos Verdes Shelf
Los Angeles County, California

Location ID	Sample ID	Top of Sample (cm)	Bottom of Sample (cm)	PCB-110	Q	PCB-114	Q	PCB-118	Q	PCB-119	Q	PCB-123	Q	PCB-126	Q	PCB-128	Q	PCB-132/153	Q	PCB-138/158	Q	PCB-149	Q	PCB-151	Q	PCB-156	Q	PCB-157	Q	PCB-167	Q	PCB-168	Q	PCB-169	Q	PCB-170	Q
OA06	OA06-SD0002-2211	0	2	**14**		0.9	U	**17**		1	U	0.83	U	0.77	U	1.2	U	**14**		**13**		**10**		**5.3**		0.8	U	0.79	U	0.95	U	0.89	U	0.79	U	0.87	U
OA06	OA06-SD0204-2211	2	4	**22**		0.85	U	**23**		0.99	U	0.79	U	0.73	U	1.1	U	**22**		**22**		**12**		**4.4**		0.76	U	0.75	U	0.9	U	0.84	U	0.75	U	**5.6**	
OA06	OA06-SD0406-2211	4	6	**25**		0.83	U	**28**		0.96	U	0.77	U	0.71	U	**6.1**		**29**		**27**		**17**		**7.2**		0.73	U	0.73	U	0.87	U	0.82	U	0.73	U	**9.6**	
OA06	OA06-SD0608-2211	6	8	**52**		0.82	U	**39**		0.96	U	0.76	U	0.7	U	**11**		**36**		**33**		**21**		**6.4**		**7.2**		0.72	U	0.87	U	0.81	U	0.72	U	**10**	
OA06	OA06-SD0812-2211	8	12	**44**		0.82	U	**28**		0.95	U	0.76	U	0.7	U	1.1	U	**27**		**32**		**21**		**7**		**2.8**		0.72	U	0.87	U	0.81	U	0.72	U	**6**	
OA06	OA06-SD1216-2211	12	16	**44**		0.9	U	**50**		1	U	0.83	U	0.77	U	1.2	U	**76**		**50**		**31**		**10**		0.8	U	0.79	U	0.95	U	0.89	U	0.79	U	**14**	
OA06	OA06-SD1620-2211	16	20	**53**		0.87	U	**59**		1	U	0.8	U	0.74	U	1.1	U	**87**		**54**		**35**		**12**		0.77	U	0.76	U	0.92	U	0.86	U	0.76	U	**20**	
OA06	OA06-SD2024-2211	20	24	**69**		0.97	U	**85**		1.1	U	0.9	U	**64**		1.2	U	**39**		**50**		**32**		**8.3**		**9.4**		**15**		1	U	0.95	U	0.85	U	**10**	
OA06	OA06-SD2428-2211	24	28	**49**		0.98	U	**55**		1.1	U	0.91	U	0.84	U	**9.1**		**51**		**41**		**36**		**11**		**6.4**		0.86	U	1	U	0.97	U	0.86	U	**15**	
OA06	OA06-SD2832-2211	28	32	**100**		0.98	U	**110**		1.1	U	0.91	U	0.84	U	**19**		**85**		**100**		**69**		**15**		**18**		0.86	U	1	U	0.97	U	0.86	U	**26**	
OA06	OA06-SD3236-2211	32	36	**500**		1.1	U	**370**		1.3	U	**22**		0.94	U	**50**		**240**		**280**		**190**		**49**		**52**		0.96	U	**7.9**		1.1	U	0.96	U	**59**	
OA06	OA06-SD3640-2211	36	40	**320**		1.2	U	**240**		1.4	U	1.1	U	1	U	**43**		**240**		**280**		**180**		**47**		**57**		1.1	U	1.3	U	1.2	U	1.1	U	**74**	
OA06	OA06-SD4044-2211	40	44	**300**		1.2	U	**320**		1.4	U	1.1	U	1	U	**60**		**310**		**310**		**230**		**55**		**41**		1	U	1.2	U	1.2	U	1	U	**90**	
OA06	OA06-SD4448-2211	44	48	**270**		1	U	**200**		1.2	U	0.97	U	0.89	U	**49**		**210**		**250**		**160**		**41**		**35**		0.92	U	1.1	U	1	U	0.92	U	**60**	
OA06	OA06-SD4852-2211	48	52	**190**		1.1	U	**180**		1.3	U	1	U	0.92	U	**34**		**190**		**170**		**130**		**44**		**35**		0.95	U	1.1	U	1.1	U	0.95	U	**43**	
OA06	OA06-SD5256-2211	52	56	**5.8**		0.16	U	**5.6**		0.18	U	0.14	U	0.13	U	**1.2**		**6.2**		**6.6**		**4.9**		**1.4**		**1.2**		0.14	U	0.16	U	0.15	U	0.14	U	**2**	
OA06	OA06-SD5660-2211	56	60	0.13	U	0.15	U	**0.91**		0.18	U	0.14	U	0.13	U	0.19	U	0.34	U	0.34	U	0.15	U	0.13	U	0.13	U	0.13	U	0.16	U	0.15	U	0.13	U	0.15	U
OA06	OA06-SD6064-2211	60	64	**11**		0.16	U	**11**		**1.1**		0.14	U	0.13	U	**1.8**		**11**		**14**		**8.5**		**2.2**		**1.4**		0.14	U	0.16	U	0.15	U	0.14	U	**3.1**	
OA06	OA06-SD6468-2211	64	68	0.12	U	0.14	U	**0.22**	**J**	0.17	U	0.13	U	0.12	U	0.19	U	0.32	U	0.33	U	0.15	U	0.12	U	0.13	U	0.13	U	0.15	U	0.14	U	0.13	U	0.14	U
OA07	OA07-SD0002-2211	0	2	**53**		1	U	**44**		1.2	U	0.93	U	0.86	U	**14**		**49**		**64**		**40**		**14**		**9.8**		0.88	U	1.1	U	0.99	U	**5.6**		**23**	
OA07	OA07-SD0204-2211	2	4	**91**		0.37	U	**70**		0.43	U	0.34	U	0.31	U	0.47	U	**81**		**90**		**54**		**13**		**13**		0.32	U	0.39	U	0.36	U	0.32	U	**17**	
OA07	OA07-SD0406-2211	4	6	**80**		0.38	U	**76**		0.44	U	0.35	U	0.33	U	**15**		**120**		**77**		**54**		**15**		**17**		0.33	U	0.4	U	0.38	U	0.33	U	**24**	
OA07	OA07-SD0608-2211	6	8	**480**		0.45	U	0.34	U	0.53	U	0.42	U	0.39	U	**79**		1	U	**490**		**320**		**88**		**74**		0.4	U	0.48	U	**420**		0.4	U	**88**	
OA07	OA07-SD0812-2211	8	12	**770**		0.49	U	0.36	U	0.57	U	0.45	U	**630**		**120**		1.1	U	**840**		**420**		**120**		**100**		0.43	U	0.52	U	**520**		0.43	U	**120**	
OA07	OA07-SD1216-2211	12	16	**420**		1.3	U	**350**		1.5	U	1.2	U	1.1	U	**75**		**330**		**470**		**290**		**88**		**60**		1.2	U	**17**		1.3	U	1.2	U	**91**	
OA07	OA07-SD1620-2211	16	20	**260**		1	U	**240**		1.2	U	0.93	U	0.86	U	**45**		**430**		**250**		**200**		**63**		**74**		0.88	U	1.1	U	0.99	U	0.88	U	**64**	
OA07	OA07-SD2024-2211	20	24	**300**		0.4	U	**230**		0.47	U	0.37	U	0.35	U	**89**		**310**		**350**		**220**		**51**		**52**		0.35	U	0.43	U	**290**		0.35	U	**65**	
OA07	OA07-SD2428-2211	24	28	**7.8**		0.15	U	**6.9**		0.18	U	0.14	U	0.13	U	**2**		**7.8**		**9.2**		**7**		**2.5**		**1.4**		0.14	U	0.16	U	0.15	U	0.14	U	**2.4**	
OA07	OA07-SD2832-2211	28	32	**4**		0.15	U	**3.3**		0.18	U	0.14	U	0.13	U	0.19	U	**2.8**		**4.1**		**2.6**		**1.2**		0.13	U	0.13	U	0.16	U	0.15	U	0.13	U	**1.3**	
OA07	OA07-SD3236-2211	32	36	**2.3**		0.15	U	**2.2**		0.18	U	0.14	U	0.13	U	**0.74**		**2.1**		**2.9**		**1.8**		**1**		**0.41**		0.13	U	0.16	U	0.15	U	0.13	U	**0.71**	
OA07	OA07-SD3640-2211	36	40	**0.68**		0.15	U	**0.45**		0.18	U	0.14	U	0.13	U	0.2	U	**0.43**	**J**	**0.66**		**0.43**		0.13	U	0.14	U	0.13	U	0.16	U	0.15	U	0.13	U	0.15	U
OA07	OA07-SD4044-2211	40	44	**0.22**	**J**	0.15	U	**0.3**		0.17	U	0.14	U	0.13	U	0.19	U	**0.4**	**J**	**0.39**	**J**	**0.23**	**J**	0.13	U	0.13	U	0.13	U	0.16	U	0.15	U	0.13	U	0.14	U
OA07	OA07-SD4448-2211	44	48	**2.6**		0.15	U	**2.5**		0.18	U	0.14	U	0.13	U	0.2	U	**1.8**		**2.4**		**1.8**		**0.79**		0.14	U	0.14	U	0.16	U	0.15	U	0.14	U	**0.64**	
OA07	OA07-SD4852-2211	48	52	**6.1**		0.15	U	**4.8**		0.18	U	0.14	U	0.13	U	**1.1**		**4.3**		**5.9**		**3.8**		**1.3**		0.13	U	0.13	U	0.16	U	0.15	U	0.13	U	**1.3**	
OA07	OA07-SD5256-2211	52	56	0.12	U	0.15	U	0.11	U	0.17	U	0.14	U	0.13	U	0.19	U	0.33	U	0.34	U	0.15	U	0.13	U	0.13	U	0.13	U	0.16	U	0.15	U	0.13	U	0.14	U
OA07	OA07-SD0002-2211FD	0	2	**24**		0.98	U	**30**		1.1	U	0.91	U	0.84	U	1.3	U	**45**		**31**		**17**		**7.8**		**6.7**		0.86	U	1	U	0.97	U	0.86	U	**12**	
OA07	OA07-SD0204-2211FD	2	4	0.3	U	0.36	U	**67**		0.41	U	0.33	U	0.3	U	0.46	U	**240**		**200**		**140**		**45**		0.32	U	0.31	U	0.38	U	0.35	U	**26**		**130**	
OA07	OA07-SD0406-2211FD	4	6	**66**		0.95	U	**66**		1.1	U	0.88	U	0.81	U	**14**		**100**		**62**		**46**		**14**		**12**		0.83	U	1	U	0.94	U	0.83	U	**20**	
OA07	OA07-SD0608-2211FD	6	8	**120**		0.99	U	**110**		1.1	U	0.91	U	0.85	U	**28**		**78**		**100**		**70**		**25**		**16**		0.87	U	1	U	0.97	U	0.87	U	**19**	
OA07	OA07-SD0812-2211FD	8	12	**140**		1	U	**120**		1.2	U	0.94	U	0.87	U	**29**		**100**		**140**		**90**		**30**		**20**		0.89	U	**6.2**		1	U	0.89	U	**28**	
OA07	OA07-SD1216-2211FD	12	16	**380**		1.3	U	**360**		1.5	U	1.2	U	1.1	U	**94**		**310**		**410**		**280**		**86**		**52**		1.1	U	**18**		1.2	U	1.1	U	**88**	
OA07	OA07-SD1620-2211FD	16	20	**280**		1.2	U	**260**		1.4	U	1.1	U	1	U	**57**		**250**		**370**		**230**		**70**		**49**		1.1	U	1.3	U	1.2	U	1.1	U	**64**	
OA07	OA07-SD2024-2211FD	20	24	**68**		0.17	U	**54**		0.2	U	0.16	U	0.14	U	**13**		**54**		**71**		**48**		**15**		**8.2**		0.15	U	**2.5**		0.17	U	0.15	U	**16**	
OA07	OA07-SD2428-2211FD	24	28	**26**		0.15	U	**21**		0.18	U	0.14	U	0.13	U	**4.3**		**21**		**26**		**18**		**6.2**		**3.3**		0.13	U	0.16	U	0.15	U	0.13	U	**5.5**	
OA07	OA07-SD2832-2211FD	28	32	**7.1**		0.15	U	**6.4**		0.17	U	0.14	U	0.13	U	**1.9**		**5.9**		**8.1**		**5.1**		**1.8**		0.13	U	0.13	U	0.16	U	0.15	U	0.13	U	**1.9**	
OA07	OA07-SD3236-2211FD	32	36	**5.6**		0.16	U	**5.4**		0.18	U	0.15	U	0.14	U	**1.2**		**4.5**		**6**		**3.9**		**1.7**		0.14	U	0.14	U	0.17	U	0.16	U	0.14	U	**1.4**	
OA07	OA07-SD3640-2211FD	36	40	**7.1**	**J**	0.15	U	**6.3**	**J**	0.18	U	0.14	U	0.13	U	**1.2**	**J**	**5.3**	**J**	**6.6**	**J**	**4.1**	**J**	**2**	**J**	0.14	U	0.13	U	0.16	U	0.15	U	0.13	U	**1.5**	**J**
OA07	OA07-SD4044-2211FD	40	44	**7.4**		0.15	U	**6**		0.17	U	0.14	U	0.13	U	**1.3**		**5.2**		**6.8**		**4.6**		**1.8**		0.13	U	0.13	U	0.16	U	0.15	U	0.13	U	**1.1**	
OA07	OA07-SD4448-2211FD	44	48	**0.88**		0.15	U	**0.95**		0.17	U	0.14	U	0.13	U	0.19	U	**0.73**		**0.98**		**0.68**		**0.23**	**J**	0.13	U	0.13	U	0.15	U	0.14	U	0.13	U	**0.25**	**J**

Table 1. Sediment PCB Results
Second MNR Report
Palos Verdes Shelf
Los Angeles County, California

Location ID	Sample ID	Top of Sample (cm)	Bottom of Sample (cm)	PCB-177	Q	PCB-180	Q	PCB-183	Q	PCB-187	Q	PCB-189	Q	PCB-194	Q	PCB-195	Q	PCB-201	Q	PCB-203	Q	PCB-206	Q	PCB-209	Q	Total PCB - Short List	Q	Total PCB - Expanded List	Q
OA06	OA06-SD0002-2211	0	2	0.79	U	**8.6**		**1.9**		**3.4**		0.67	U	0.94	U	0.52	U	1.2	U	0.59	U	0.95	U	0.78	U	**140**		**220**	
OA06	OA06-SD0204-2211	2	4	**2.9**		**9.2**		**3.6**		**5.7**		0.63	U	0.89	U	0.5	U	1.1	U	0.55	U	0.9	U	0.74	U	**190**	**J**	**310**	**J**
OA06	OA06-SD0406-2211	4	6	**4**		**14**		**3.1**		**7.2**		0.61	U	0.86	U	0.48	U	1.1	U	**4.7**		0.87	U	**2.3**		**270**	**J**	**420**	**J**
OA06	OA06-SD0608-2211	6	8	**4.2**		**18**		**5.8**		**11**		0.61	U	0.86	U	0.48	U	1.1	U	0.54	U	0.87	U	0.72	U	**370**		**590**	
OA06	OA06-SD0812-2211	8	12	**3.4**		**13**		**5.5**		**7.9**		0.61	U	0.86	U	0.48	U	1.1	U	0.53	U	0.87	U	0.71	U	**280**	**J**	**460**	**J**
OA06	OA06-SD1216-2211	12	16	**3.2**		**21**		**6.3**		**13**		0.67	U	0.94	U	0.52	U	1.2	U	**15**		0.95	U	0.78	U	**480**		**790**	
OA06	OA06-SD1620-2211	16	20	**7.4**		**34**		**7.9**		**16**		0.65	U	0.91	U	0.51	U	1.1	U	**14**		0.92	U	0.76	U	**590**		**940**	
OA06	OA06-SD2024-2211	20	24	0.85	U	**21**		**4.9**		**11**		**23**		1	U	0.56	U	1.3	U	**3.2**		**2.6**		0.84	U	**620**		**1000**	
OA06	OA06-SD2428-2211	24	28	0.87	U	**19**		**6**		**16**		0.73	U	1	U	2.3	U	1.3	U	1.8	U	1	U	0.86	U	**540**		**840**	
OA06	OA06-SD2832-2211	28	32	**10**		**40**		**10**		**23**		0.73	U	**15**		2.3	U	1.3	U	**11**		**8.5**		**6.3**		**1100**		**1800**	
OA06	OA06-SD3236-2211	32	36	**22**		**86**		**25**		**40**		0.81	U	**27**		2.5	U	**4.7**		**23**		**13**		0.95	U	**4400**		**7400**	
OA06	OA06-SD3640-2211	36	40	**32**		**140**		**28**		**62**		0.9	U	**37**		**11**		**4.9**		**30**		**12**		**17**		**3000**		**4700**	
OA06	OA06-SD4044-2211	40	44	**34**		**180**		**35**		**72**		0.87	U	**42**		**21**		**7.1**		**40**		**23**		**24**		**3400**		**5300**	
OA06	OA06-SD4448-2211	44	48	**23**		**100**		**23**		**44**		0.77	U	**32**		2.4	U	**4.3**		**22**		**24**		**17**		**2100**		**3300**	
OA06	OA06-SD4852-2211	48	52	**25**		**98**		**21**		**43**		0.8	U	**23**		2.5	U	**4.9**		**17**		**22**		**12**		**1700**		**2700**	
OA06	OA06-SD5256-2211	52	56	**1.1**		**3.3**		**0.69**		**1.8**		0.12	U	**1.2**		0.091	U	0.2	U	**1.9**		**1.8**		**0.61**		**63**		**98**	
OA06	OA06-SD5660-2211	56	60	0.13	U	0.12	U	0.17	U	0.13	U	0.11	U	0.16	U	0.088	U	0.2	U	0.098	U	0.16	U	0.13	U	**5.9**	**J**	**7.6**	**J**
OA06	OA06-SD6064-2211	60	64	**1.7**		**5.8**		**1.6**		**3.6**		0.12	U	0.16	U	0.091	U	0.2	U	**1.3**		**2.5**		**1.3**		**110**		**170**	
OA06	OA06-SD6468-2211	64	68	0.13	U	0.11	U	0.17	U	0.12	U	0.11	U	0.15	U	0.084	U	0.19	U	0.094	U	0.15	U	0.13	U	**1.7**	**J**	**2.1**	**J**
OA07	OA07-SD0002-2211	0	2	**12**		**61**		**15**		**27**		0.75	U	**18**		**5.8**		**4**		**18**		**16**		**7.1**		**560**	**J**	**880**	**J**
OA07	OA07-SD0204-2211	2	4	**9.5**		**45**		**9.2**		**21**		0.27	U	**6.6**		**2.3**		**1.5**		**6.6**		**3.8**		**4.3**		**640**		**1000**	
OA07	OA07-SD0406-2211	4	6	**7.5**		**38**		**8.2**		**16**		0.28	U	**9**		0.22	U	**1.9**		**15**		**9.1**		**13**		**880**		**1400**	
OA07	OA07-SD0608-2211	6	8	**43**		**240**		**47**		**100**		0.34	U	**43**		0.26	U	0.59	U	**25**		**16**		**18**		**2600**		**5700**	
OA07	OA07-SD0812-2211	8	12	**62**		**300**		**140**		0.41	U	0.36	U	**57**		0.28	U	0.63	U	**37**		**23**		**19**		**4500**		**9200**	
OA07	OA07-SD1216-2211	12	16	**50**		**240**		**51**		**110**		0.98	U	**49**		**11**		**11**		**38**		**26**		**21**		**3600**		**5800**	
OA07	OA07-SD1620-2211	16	20	**30**		**130**		**32**		**69**		0.75	U	**72**		0.59	U	1.3	U	**59**		**38**		**65**		**2800**		**4400**	
OA07	OA07-SD2024-2211	20	24	**36**		**170**		**38**		**78**		0.3	U	**28**		0.23	U	**5.6**		0.26	U	**15**		**17**		**2300**		**3900**	
OA07	OA07-SD2428-2211	24	28	**1.3**		**6**		**1.7**		**2.7**		0.12	U	**1.1**		0.09	U	0.2	U	**1**		**1.1**		**1.5**		**80**		**130**	
OA07	OA07-SD2832-2211	28	32	**0.41**		**2**		**0.47**		**1**		0.11	U	0.16	U	0.088	U	0.2	U	0.098	U	0.16	U	0.13	U	**34**		**55**	
OA07	OA07-SD3236-2211	32	36	**0.56**		**1.6**		**0.32**		**0.92**		0.11	U	0.16	U	0.088	U	0.2	U	0.099	U	0.16	U	0.13	U	**23**	**J**	**36**	**J**
OA07	OA07-SD3640-2211	36	40	0.13	U	**0.44**		0.17	U	0.13	U	0.11	U	0.16	U	0.089	U	0.2	U	0.099	U	**1.1**		**0.45**		**7.2**	**J**	**11**	**J**
OA07	OA07-SD4044-2211	40	44	0.13	U	0.12	U	0.17	U	0.12	U	0.11	U	0.16	U	0.087	U	0.19	U	0.097	U	0.16	U	0.13	U	**2.6**	**J**	**4.3**	**J**
OA07	OA07-SD4448-2211	44	48	**0.31**		**1.1**		**0.41**		**0.61**		0.12	U	0.16	U	0.09	U	0.2	U	0.1	U	0.16	U	0.13	U	**24**	**J**	**39**	**J**
OA07	OA07-SD4852-2211	48	52	**0.53**		**2.5**		**0.66**		**1.3**		0.11	U	**0.88**		0.088	U	0.2	U	**0.59**		0.16	U	**0.37**		**53**		**85**	
OA07	OA07-SD5256-2211	52	56	0.13	U	0.12	U	0.17	U	0.12	U	0.11	U	0.16	U	0.087	U	0.19	U	0.097	U	0.16	U	0.13	U	0	U	0	U
OA07	OA07-SD0002-2211FD	0	2	**5.6**		**14**		**4**		**6.1**		0.73	U	1	U	0.57	U	1.3	U	0.64	U	1	U	0.85	U	**270**		**400**	
OA07	OA07-SD0204-2211FD	2	4	**76**		**450**		**130**		**220**		0.26	U	**120**		**45**		**35**		0.23	U	**68**		**7.8**		**1700**		**2400**	
OA07	OA07-SD0406-2211FD	4	6	**8.4**		**35**		**9.3**		**16**		0.71	U	0.99	U	0.55	U	1.2	U	**18**		1	U	0.83	U	**690**		**1100**	
OA07	OA07-SD0608-2211FD	6	8	**10**		**53**		**12**		**24**		0.73	U	**11**		0.57	U	1.3	U	**6.9**		**5.7**		**6.7**		**910**		**1500**	
OA07	OA07-SD0812-2211FD	8	12	**15**		**77**		**16**		**36**		0.75	U	**19**		**9.8**		**4.5**		**15**		**8.7**		**7.2**		**1200**		**2000**	
OA07	OA07-SD1216-2211FD	12	16	**47**		**230**		**48**		**98**		0.94	U	**41**		**14**		**9.7**		**34**		**24**		**16**		**3500**		**5800**	
OA07	OA07-SD1620-2211FD	16	20	**39**		**180**		**39**		**81**		0.9	U	**35**		0.7	U	**6.3**		**28**		**22**		**13**		**2600**		**4200**	
OA07	OA07-SD2024-2211FD	20	24	**8.6**		**38**		**8.1**		**16**		0.13	U	**5.5**		0.098	U	**1.4**		**5**		**4.7**		**3.8**		**530**		**870**	
OA07	OA07-SD2428-2211FD	24	28	**3.2**		**13**		**3.1**		**6.5**		0.11	U	**3.1**		0.089	U	**0.84**		**2**		**1.4**		**1.9**		**210**		**350**	
OA07	OA07-SD2832-2211FD	28	32	**0.92**		**3.7**		**0.91**		**1.8**		0.11	U	**1.5**		0.086	U	0.19	U	**0.65**		0.16	U	**0.69**		**68**		**110**	
OA07	OA07-SD3236-2211FD	32	36	**0.64**		**2.9**		**0.78**		**1.4**		0.12	U	**1**		0.092	U	0.21	U	**0.57**		**0.88**		**0.73**		**52**		**84**	
OA07	OA07-SD3640-2211FD	36	40	**0.8**	**J**	**3.1**	**J**	**1.1**	**J**	**1.9**	**J**	0.11	U	**1.5**	**J**	0.089	U	0.2	U	**0.89**	**J**	0.16	U	**1**	**J**	**61**	**J**	**100**	**J**
OA07	OA07-SD4044-2211FD	40	44	**0.76**		**3**		**0.76**		**1.9**		0.11	U	**0.67**		0.087	U	0.19	U	**0.63**		**0.64**		**0.49**		**60**		**97**	
OA07	OA07-SD4448-2211FD	44	48	0.13	U	**0.53**		0.17	U	**0.19**	**J**	0.11	U	0.15	U	0.085	U	0.19	U	0.095	U	0.15	U	0.13	U	**7.5**	**J**	**12**	**J**

Table 1. Sediment PCB Results
Second MNR Report
Palos Verdes Shelf
Los Angeles County, California

Location ID	Sample ID	Top of Sample (cm)	Bottom of Sample (cm)	PCB-5/8	Q	PCB-18	Q	PCB-28	Q	PCB-31	Q	PCB-37	Q	PCB-44	Q	PCB-49	Q	PCB-52	Q	PCB-66	Q	PCB-70	Q	PCB-74	Q	PCB-77	Q	PCB-81	Q	PCB-87	Q	PCB-99	Q	PCB-101	Q	PCB-105	Q
OA08	OA08-SD0002-2211	0	2	0.4	U	0.33	U	8.2		5.5		0.28	U	11		7		11		17		16		9.6		0.33	U	0.31	U	17		0.3	U	19		10	
OA08	OA08-SD0204-2211	2	4	0.96	U	0.79	U	8		12		0.67	U	17		9.1		19		22		21		11		0.8	U	0.74	U	12		9.9		25		14	
OA08	OA08-SD0406-2211	4	6	0.19	U	0.16	U	14		18		0.13	U	28		26		35		46		48		22		0.16	U	0.15	U	29		26		49		36	
OA08	OA08-SD0608-2211	6	8	6		0.76	U	13		36		0.64	U	40		19		35		38		38		23		7.5		0.71	U	16		23		43		19	
OA08	OA08-SD0812-2211	8	12	2.7		0.15	U	23		21		0.13	U	29		20		37		44		47		22		9.8		0.14	U	27		27		48		32	
OA08	OA08-SD1216-2211	12	16	0.36	U	0.3	U	25		22		0.25	U	41		23		46		56		57		30		0.3	U	0.28	U	29		0.27	U	68		37	
OA08	OA08-SD1620-2211	16	20	2.7		15		25		27		0.13	U	43		29		49		65		67		31		9.2		0.15	U	32		30		60		38	
OA08	OA08-SD2024-2211	20	24	5.2		26		62		52		0.14	U	97		50		92		130		130		57		0.16	U	0.15	U	37		65		93		89	
OA08	OA08-SD2428-2211	24	28	0.19	U	19		52		63		0.13	U	89		49		83		130		110		63		0.16	U	0.15	U	30		71		82		89	
OA08	OA08-SD2832-2211	28	32	0.42	U	0.34	U	100		100		0.29	U	200		190		0.29	U	240		220		130		0.35	U	0.32	U	75		110		270		130	
OA08	OA08-SD3236-2211	32	36	36		270		360		340		1.6	U	540		370		580		670		770		350		90		1.7	U	330		270		600		390	
OA08	OA08-SD3640-2211	36	40	7.5		50		73		67		1.4	U	100		76		120		140		150		68		1.7	U	1.6	U	96		64		130		77	
OA08	OA08-SD4044-2211	40	44	0.44	U	0.37	U	170		190		0.31	U	280		170		320		360		380		190		60		0.34	U	0.48	U	210		460		200	
OA08	OA08-SD4448-2211	44	48	1.2	U	56		130		140		0.83	U	170		100		220		320		240		130		0.99	U	0.91	U	110		150		250		170	
OA08	OA08-SD4852-2211	48	52	1.8		0.15	U	17		14		0.12	U	28		19		32		36		40		19		0.15	U	0.14	U	23		23		46		27	
OA08	OA08-SD5256-2211	52	56	2.8		12		21		23		0.12	U	42		28		50		58		68		32		12		0.13	U	32		29		56		33	
OA08	OA08-SD5660-2211	56	60	0.64		2.3		4.2		3.9		0.11	U	6.3		4.2		7.4		8.7		9.7		4.4		0.13	U	0.12	U	5.1		4.8		9.9		9.6	
OA08	OA08-SD6064-2211	60	64	0.16	U	0.13	U	0.14	U	0.052	U	0.11	U	0.64		0.24	J	0.74		0.47		0.55		0.26	J	0.13	U	0.12	U	0.17	U	0.47		0.39		0.15	U
OA08	OA08-SD6468-2211	64	68	1.2		5.6		8.9		6.6		0.11	U	12		7.8		14		13		18		8.4		1.9		0.12	U	8		7.5		15		8.6	
OA08	OA08-SD6872-2211	68	72	2.1		9.4		14		14		0.11	U	27		17		29		30		37		17		5		0.13	U	18		16		32		19	
OA09	OA09-SD0002-2211	0	2	0.39	J	0.15	U	1.7		1.9		0.13	U	2.4		1.8		2.9		4.7		4.4		2		0.15	U	0.14	U	2.5		3.1		5.5		2.5	
OA09	OA09-SD0204-2211	2	4	0.33	J	0.14	U	3.2		1.6		0.12	U	3.1		2.4		4.3		6.6		6.2		3.2		0.14	U	0.13	U	4		4.3		8.1		4.6	
OA09	OA09-SD0406-2211	4	6	0.17	J	0.14	U	1.7		0.97		0.12	U	2.1		1.7		2.6		4.5		3.6		2		0.14	U	0.13	U	2.7		2.7		5.2		2.4	
OA09	OA09-SD0608-2211	6	8	0.28	J	0.14	U	1.3		1.2		0.12	U	2.3		1.7		2.2		4.6		3.8		2		0.14	U	0.13	U	2.8		2.6		5.8		3.6	
OA09	OA09-SD0812-2211	8	12	0.41	J	0.14	U	2.2	J	0.85	J	0.12	U	2.3	J	2	J	3.2	J	4.9	J	4.6	J	1.8	J	0.14	U	0.13	U	3.3	J	2.9	J	6.6	J	3.6	J
OA09	OA09-SD1216-2211	12	16	0.31	J	0.14	U	1.9		1.1		0.11	U	2.3		2.2		3.2		5		4.5		1.9		0.14	U	0.13	U	2.7		3.4		5.7		4.4	
OA09	OA09-SD1620-2211	16	20	0.32	U	0.26	U	0.28	U	0.25	U	0.22	U	3.4		3.6		4.3		6.7		4.6		2.9		0.27	U	0.25	U	3.4		0.24	U	0.3	U	4.5	
OA09	OA09-SD2024-2211	20	24	0.54	J	0.13	U	3.8	J	1.8	J	0.11	U	3.9	J	4	J	5.4	J	8.9	J	7.3	J	4	J	0.14	U	0.12	U	5.1	J	4	J	11	J	5.7	J
OA09	OA09-SD2428-2211	24	28	0.33	U	0.27	U	0.29	U	0.26	U	0.23	U	6.1		4.1		7.7		9.2		7.9		5		0.28	U	0.25	U	3.9		7.6		12		4.9	
OA09	OA09-SD2832-2211	28	32	0.56	J	0.14	U	4.5	J	2.1	J	0.12	U	5.1	J	4.7	J	6.5	J	10	J	8.9	J	4.5	J	0.14	U	0.13	U	6.5	J	6.1	J	12	J	4.6	J
OA09	OA09-SD3236-2211	32	36	0.46	J	0.13	U	4.3	J	2.4	J	0.11	U	6	J	4.6	J	6.2	J	9.5	J	9.9	J	4.9	J	0.14	U	0.13	U	6	J	5.4	J	12	J	5.7	J
OA09	OA09-SD3640-2211	36	40	0.71	J	2.5	J	6.1	J	3.7	J	0.12	U	8.1	J	5.7	J	8.7	J	13	J	12	J	6.5	J	0.14	U	0.13	U	8.1	J	7.4	J	16	J	6.2	J
OA09	OA09-SD4044-2211	40	44	0.66	J	0.13	U	4	J	2	J	0.11	U	4.5	J	4.3	J	5.8	J	8	J	7.2	J	4	J	0.14	U	0.12	U	4.8	J	5.2	J	9.7	J	6.4	J
OA09	OA09-SD4448-2211	44	48	0.66		0.13	U	3		2.5		0.11	U	3.7		3.4		5.1		7.1		6.8		3.7		0.14	U	0.12	U	4.5		4.1		9.2		3.8	
OA10	OA10-SD0002-2211	0	2	2		0.34	U	7		7.6		0.29	U	13		6.9		14		17		15		11		0.35	U	0.32	U	12		11		23		9	
OA10	OA10-SD0204-2211	2	4	0.81		1.8		5.3		3.7		0.13	U	7.9		7.1		10		14		13		6.5		0.16	U	0.15	U	9.8		8.3		16		10	
OA10	OA10-SD0406-2211	4	6	1.1	J	3.7	J	7.2	J	5.9	J	0.13	U	14	J	11	J	16	J	24	J	22	J	10	J	0.15	U	0.14	U	17	J	13	J	27	J	14	J
OA10	OA10-SD0608-2211	6	8	6		0.74	U	14		16		0.63	U	27		15		28		32		26		19		0.75	U	0.69	U	11		22		40		13	
OA10	OA10-SD0812-2211	8	12	0.38	U	0.31	U	20		15		0.26	U	27		20		31		52		37		21		0.32	U	0.29	U	26		28		60		32	
OA10	OA10-SD1216-2211	12	16	8.4		26		49		29		0.81	U	86		52		89		96		110		49		0.97	U	0.89	U	74		58		120		54	
OA10	OA10-SD1620-2211	16	20	5		17		24		18		0.7	U	40		27		48		51		50		26		0.84	U	0.77	U	38		30		68		36	
OA10	OA10-SD2024-2211	20	24	3.8		0.29	U	32		30		0.24	U	21		0.33	U	24		33		26		17		0.29	U	0.27	U	17		0.26	U	41		21	
OA10	OA10-SD2428-2211	24	28	0.27	J	0.14	UJ	1.3	J	0.62	J	0.12	UJ	2.1	J	1.3	J	2.2	J	2.5	J	2.4	J	1	J	0.14	UJ	0.13	UJ	1.3	J	1.5	J	2.8	J	1.4	J
OA10	OA10-SD2832-2211	28	32	1.7	J	4.3	J	7.2	J	4.7	J	0.12	U	11	J	11	J	14	J	19	J	16	J	9.6	J	0.15	U	0.13	U	12	J	11	J	21	J	14	J
OA10	OA10-SD3236-2211	32	36	1.2		4.3		5.2		3.4		0.12	U	9		6.5		9		13		11		5.7		0.14	U	0.13	U	7.6		7.4		14		6.2	
OA10	OA10-SD3640-2211	36	40	0.71	J	1.3	J	2.7	J	1.6	J	0.11	U	4.2	J	3	J	4.7	J	5.8	J	5.1	J	2.4	J	0.13	U	0.12	U	2.8	J	3.1	J	6.1	J	3	J

Table 1. Sediment PCB Results
Second MNR Report
Palos Verdes Shelf
Los Angeles County, California

Location ID	Sample ID	Top of Sample (cm)	Bottom of Sample (cm)	PCB-110	Q	PCB-114	Q	PCB-118	Q	PCB-119	Q	PCB-123	Q	PCB-126	Q	PCB-128	Q	PCB-132/153	Q	PCB-138/158	Q	PCB-149	Q	PCB-151	Q	PCB-156	Q	PCB-157	Q	PCB-167	Q	PCB-168	Q	PCB-169	Q	PCB-170	Q
OA08	OA08-SD0002-2211	0	2	**23**		0.37	U	**19**		0.44	U	0.35	U	0.32	U	0.48	U	**22**		0.85	U	**14**		0.32	U	0.33	U	0.33	U	0.4	U	0.37	U	0.33	U	0.36	U
OA08	OA08-SD0204-2211	2	4	**26**		0.9	U	**23**		1.1	U	0.84	U	0.77	U	**7.4**		**40**		**24**		**12**		**6.4**		0.8	U	0.79	U	0.95	U	0.89	U	0.79	U	**8.2**	
OA08	OA08-SD0406-2211	4	6	**62**		0.18	U	**52**		0.21	U	0.17	U	0.15	U	**13**		**44**		**60**		**38**		**9.6**		**8.7**		**9.1**		0.19	U	0.18	U	0.16	U	**13**	
OA08	OA08-SD0608-2211	6	8	**32**		0.86	U	**38**		1	U	0.8	U	0.74	U	1.1	U	**62**		**36**		**24**		**13**		0.77	U	0.76	U	0.91	U	0.85	U	0.76	U	**8.4**	
OA08	OA08-SD0812-2211	8	12	**49**		0.17	U	**48**		0.2	U	0.16	U	0.15	U	**13**		**41**		**57**		**33**		**9.5**		**7.8**		0.15	U	0.18	U	0.17	U	0.15	U	**11**	
OA08	OA08-SD1216-2211	12	16	**87**		0.34	U	**66**		0.39	U	0.31	U	0.29	U	**15**		**76**		**84**		**49**		**11**		**12**		0.3	U	0.36	U	0.33	U	0.3	U	**14**	
OA08	OA08-SD1620-2211	16	20	**76**		0.18	U	**68**		0.21	U	0.17	U	0.15	U	**16**		**59**		**80**		**51**		**14**		**11**		**15**		0.19	U	0.18	U	0.16	U	**20**	
OA08	OA08-SD2024-2211	20	24	**140**		0.18	U	**110**		0.21	U	0.17	U	0.16	U	**26**		**96**		**130**		**94**		**25**		**17**		0.16	U	0.19	U	0.18	U	0.16	U	**34**	
OA08	OA08-SD2428-2211	24	28	**130**		0.18	U	**130**		0.21	U	0.17	U	0.15	U	**24**		**93**		**140**		**89**		**25**		**17**		0.16	U	0.19	U	0.18	U	0.16	U	**43**	
OA08	OA08-SD2832-2211	28	32	**280**		0.39	U	**200**		0.45	U	0.36	U	0.33	U	0.5	U	0.88	U	**250**		**170**		**42**		**47**		0.34	U	0.41	U	**200**		0.34	U	**48**	
OA08	OA08-SD3236-2211	32	36	**730**		2.1	U	**560**		2.5	U	2	U	1.8	U	**130**		**410**		**590**		**380**		**98**		**85**		1.9	U	2.2	U	2.1	U	1.9	U	**110**	
OA08	OA08-SD3640-2211	36	40	**170**		1.9	U	**120**		2.2	U	1.8	U	1.6	U	**30**		**110**		**150**		**99**		**27**		**21**		1.7	U	2	U	1.9	U	1.7	U	**37**	
OA08	OA08-SD4044-2211	40	44	**430**		0.42	U	**330**		0.48	U	0.39	U	0.36	U	**83**		**440**		0.95	U	**340**		**91**		**73**		0.37	U	0.44	U	0.41	U	0.37	U	**110**	
OA08	OA08-SD4448-2211	44	48	**340**		1.1	U	**320**		1.3	U	1	U	0.95	U	**76**		**320**		**450**		**270**		**76**		**62**		**49**		1.2	U	1.1	U	0.98	U	**100**	
OA08	OA08-SD4852-2211	48	52	**67**		0.17	U	**50**		0.19	U	0.15	U	0.14	U	**14**		**52**		**68**		**45**		**12**		**9.5**		0.15	U	0.18	U	0.16	U	0.15	U	**14**	
OA08	OA08-SD5256-2211	52	56	**84**		0.16	U	**62**		0.18	U	0.15	U	0.14	U	**16**		**53**		**74**		**44**		**13**		**12**		0.14	U	0.17	U	0.16	U	0.14	U	**17**	
OA08	OA08-SD5660-2211	56	60	**11**		0.15	U	**8.9**		0.17	U	0.14	U	0.13	U	**2.4**		**8.3**		**11**		**6.8**		**2.2**		**1.7**		0.13	U	0.16	U	0.15	U	0.13	U	**2.6**	
OA08	OA08-SD6064-2211	60	64	0.12	U	0.15	U	0.11	U	0.17	U	0.14	U	0.13	U	0.19	U	**0.49**	**J**	**0.57**		**0.48**		0.13	U	0.13	U	0.13	U	0.16	U	0.15	U	0.13	U	0.14	U
OA08	OA08-SD6468-2211	64	68	**16**		0.15	U	**15**		0.18	U	0.14	U	0.13	U	**2.9**		**12**		**17**		**10**		**3.1**		**2.1**		0.13	U	0.16	U	0.15	U	0.13	U	**3.3**	
OA08	OA08-SD6872-2211	68	72	**40**		0.15	U	**31**		0.18	U	0.14	U	0.13	U	**6.8**		**26**		**36**		**23**		**6.1**		**5.4**		0.13	U	0.16	U	0.15	U	0.13	U	**7.1**	
OA09	OA09-SD0002-2211	0	2	**5.5**		0.17	U	**4.7**		0.2	U	0.16	U	0.14	U	**1.4**		**4.9**		**6.7**		**3.7**		**1.1**		0.15	U	0.15	U	0.18	U	0.17	U	0.15	U	**1.7**	
OA09	OA09-SD0204-2211	2	4	**7.4**		0.16	U	**7.5**		0.19	U	0.15	U	0.14	U	**3.2**		**7.7**		**11**		**5.9**		**1.8**		0.14	U	0.14	U	0.17	U	0.16	U	0.14	U	**2.2**	
OA09	OA09-SD0406-2211	4	6	**5.8**		0.15	U	**4.3**		0.18	U	0.14	U	0.13	U	**1.6**		**4.6**		**6.5**		**3.9**		**1**		0.14	U	0.14	U	0.16	U	0.15	U	0.14	U	**1.8**	
OA09	OA09-SD0608-2211	6	8	**6.5**		0.16	U	**4.7**		0.18	U	0.15	U	0.13	U	**1.3**		**9.2**		**10**		**8.2**		**3.1**		**0.8**		0.14	U	0.17	U	0.16	U	0.14	U	**4.8**	
OA09	OA09-SD0812-2211	8	12	**5.7**	**J**	0.15	U	**6.3**	**J**	0.18	U	0.14	U	0.13	U	**1.4**	**J**	**5.3**	**J**	**7.1**	**J**	**4.1**	**J**	**1.8**	**J**	**1**	**J**	0.14	U	0.16	U	0.15	U	0.14	U	**1.6**	**J**
OA09	OA09-SD1216-2211	12	16	**7.6**		0.15	U	**6.1**		0.18	U	0.14	U	0.13	U	**1.3**		**5.4**		**7.2**		**3.9**		**1.4**		0.14	U	0.14	U	0.16	U	0.15	U	0.14	U	**1.5**	
OA09	OA09-SD1620-2211	16	20	**9.7**		0.3	U	**9**		0.35	U	0.28	U	0.26	U	0.39	U	**14**		**14**		**6.5**		**2.7**		**3.2**		**3.7**		0.32	U	0.3	U	0.26	U	**3.5**	
OA09	OA09-SD2024-2211	20	24	**8.9**	**J**	0.15	U	**12**	**J**	0.18	U	0.14	U	0.13	U	**2.3**	**J**	**8.9**	**J**	**11**	**J**	**6.8**	**J**	**2.9**	**J**	**1.7**	**J**	0.13	U	0.16	U	0.15	U	0.13	U	**2.8**	**J**
OA09	OA09-SD2428-2211	24	28	**9.6**		0.31	U	**9.4**		0.36	U	0.29	U	0.26	U	0.4	U	**21**		**9.8**		**6.6**		**3.8**		0.27	U	0.27	U	0.33	U	0.3	U	0.27	U	0.3	U
OA09	OA09-SD2832-2211	28	32	**12**	**J**	0.16	U	**12**	**J**	0.18	U	0.15	U	0.13	U	**3.3**	**J**	**11**	**J**	**14**	**J**	**9.2**	**J**	**4.4**	**J**	0.14	U	0.14	U	0.17	U	0.15	U	0.14	U	**3.3**	**J**
OA09	OA09-SD3236-2211	32	36	**11**	**J**	0.15	U	**13**	**J**	0.18	U	0.14	U	0.13	U	**3.2**	**J**	**11**	**J**	**14**	**J**	**10**	**J**	**4.1**	**J**	0.14	U	0.13	U	0.16	U	0.15	U	0.13	U	**3.8**	**J**
OA09	OA09-SD3640-2211	36	40	**16**	**J**	0.16	U	**15**	**J**	0.18	U	0.14	U	0.13	U	**3.1**	**J**	**15**	**J**	**19**	**J**	**12**	**J**	**4.6**	**J**	0.14	U	0.14	U	0.16	U	0.15	U	0.14	U	**4**	**J**
OA09	OA09-SD4044-2211	40	44	**9.5**	**J**	0.15	U	**10**	**J**	0.18	U	0.14	U	0.13	U	**2.1**	**J**	**9.3**	**J**	**12**	**J**	**7.5**	**J**	**3.3**	**J**	0.14	U	0.13	U	0.16	U	0.15	U	0.13	U	**3.3**	**J**
OA09	OA09-SD4448-2211	44	48	**8.8**		0.15	U	**8.2**		0.18	U	0.14	U	0.13	U	**2**		**7.6**		**9.8**		**6.6**		**2.4**		0.13	U	0.13	U	0.16	U	0.15	U	0.13	U	**2.8**	
OA10	OA10-SD0002-2211	0	2	**21**		0.39	U	**21**		0.46	U	0.36	U	0.34	U	**5.8**		**34**		**28**		**14**		**6.5**		0.35	U	0.34	U	0.41	U	0.39	U	0.34	U	**8.1**	
OA10	OA10-SD0204-2211	2	4	**20**		0.18	U	**15**		0.21	U	0.17	U	0.16	U	**3.3**		**15**		**19**		**12**		**4.8**		**2.3**		0.16	U	0.19	U	0.18	U	0.16	U	**5**	
OA10	OA10-SD0406-2211	4	6	**30**	**J**	0.17	U	**25**	**J**	0.2	U	0.16	U	0.15	U	**5.8**	**J**	**24**	**J**	**30**	**J**	**21**	**J**	**8**	**J**	**4.2**	**J**	0.15	U	0.18	U	0.17	U	0.15	U	**7.5**	**J**
OA10	OA10-SD0608-2211	6	8	**33**		0.85	U	**34**		0.99	U	0.78	U	0.73	U	1.1	U	**61**		**43**		**22**		**12**		0.75	U	0.74	U	0.89	U	0.83	U	0.74	U	**15**	
OA10	OA10-SD0812-2211	8	12	**81**		0.35	U	**54**		0.41	U	0.33	U	0.3	U	**16**		**63**		**70**		**39**		**9.9**		**12**		**17**		0.37	U	0.35	U	0.31	U	**13**	
OA10	OA10-SD1216-2211	12	16	**130**		1.1	U	**100**		1.3	U	1	U	0.93	U	**23**		**90**		**120**		**82**		**28**		**15**		0.95	U	1.1	U	1.1	U	0.95	U	**28**	
OA10	OA10-SD1620-2211	16	20	**78**		0.95	U	**65**		1.1	U	0.88	U	0.81	U	**16**		**57**		**78**		**48**		**13**		**11**		0.83	U	1	U	0.93	U	0.83	U	**16**	
OA10	OA10-SD2024-2211	20	24	**58**		0.33	U	**38**		0.38	U	0.3	U	0.28	U	**11**		**45**		**48**		**31**		**6**		**6.8**		**11**		0.34	U	0.32	U	0.29	U	**9.1**	
OA10	OA10-SD2428-2211	24	28	**3.3**	**J**	0.16	UJ	**2.7**	**J**	0.18	UJ	0.14	UJ	0.13	UJ	0.2	UJ	**2.4**	**J**	**3.5**	**J**	**2.1**	**J**	**0.69**	**J**	**0.46**	**J**	0.14	UJ	0.16	UJ	0.15	UJ	0.14	UJ	**0.54**	**J**
OA10	OA10-SD2832-2211	28	32	**25**	**J**	0.16	U	**21**	**J**	0.19	U	0.15	U	0.14	U	**5.9**	**J**	**19**	**J**	**24**	**J**	**17**	**J**	**6.2**	**J**	**3.7**	**J**	0.14	U	0.17	U	0.16	U	0.14	U	**5.2**	**J**
OA10	OA10-SD3236-2211	32	36	**15**		0.16	U	**14**		0.19	U	0.15	U	0.14	U	**3.8**		**12**		**16**		**10**		**3.7**		**2.1**		**2.7**		0.17	U	0.16	U	0.14	U	**4.2**	
OA10	OA10-SD3640-2211	36	40	**5.9**	**J**	0.15	U	**7.6**	**J**	0.18	U	0.14	U	0.13	U	**1**	**J**	**4.3**	**J**	**6**	**J**	**3.8**	**J**	**1.3**	**J**	0.13	U	0.13	U	0.16	U	0.15	U	0.13	U	**1.4**	**J**

Table 1. Sediment PCB Results
Second MNR Report
Palos Verdes Shelf
Los Angeles County, California

Location ID	Sample ID	Top of Sample (cm)	Bottom of Sample (cm)	PCB-177	Q	PCB-180	Q	PCB-183	Q	PCB-187	Q	PCB-189	Q	PCB-194	Q	PCB-195	Q	PCB-201	Q	PCB-203	Q	PCB-206	Q	PCB-209	Q	Total PCB - Short List	Q	Total PCB - Expanded List	Q
OA08	OA08-SD0002-2211	0	2	0.33	U	0.29	U	0.43	U	0.31	U	0.28	U	0.39	U	0.22	U	0.49	U	0.24	U	0.4	U	0.33	U	**120**		**210**	
OA08	OA08-SD0204-2211	2	4	0.8	U	**12**		**3.1**		**7.9**		0.67	U	0.94	U	0.53	U	1.2	U	0.59	U	0.95	U	0.79	U	**230**		**350**	
OA08	OA08-SD0406-2211	4	6	**6.2**		**33**		**6.6**		**15**		0.13	U	**5.4**		**1.9**		**1**		**4.7**		**2.8**		**2.7**		**460**		**770**	
OA08	OA08-SD0608-2211	6	8	**3.6**		**17**		**3.6**		**10**		0.64	U	0.9	U	0.5	U	1.1	U	**6**		0.91	U	0.75	U	**370**		**610**	
OA08	OA08-SD0812-2211	8	12	**6.2**		**29**		**6.4**		**13**		0.13	U	**5.7**		**2.2**		**1.9**		**4.6**		**3.8**		**2.5**		**450**		**730**	
OA08	OA08-SD1216-2211	12	16	**11**		**43**		**9.2**		**19**		0.25	U	**6.9**		0.2	U	**1.6**		0.22	U	**2.5**		**4.2**		**610**		**950**	
OA08	OA08-SD1620-2211	16	20	**8**		**42**		**8.7**		**19**		0.13	U	**9.7**		**2.1**		**2.1**		**7**		**4.2**		**4.4**		**650**		**1000**	
OA08	OA08-SD2024-2211	20	24	**13**		**68**		**14**		**35**		0.14	U	**15**		0.11	U	0.24	U	**13**		**8**		**6.9**		**1100**		**1800**	
OA08	OA08-SD2428-2211	24	28	**9.5**		**64**		**14**		**35**		0.13	U	**17**		0.11	U	0.23	U	**13**		**7.4**		**6.2**		**1100**		**1800**	
OA08	OA08-SD2832-2211	28	32	**20**		**130**		**25**		**64**		0.29	U	**24**		0.23	U	**5**		0.25	U	**9.8**		**11**		**1700**		**3300**	
OA08	OA08-SD3236-2211	32	36	**52**		**240**		**52**		**110**		1.6	U	**46**		1.2	U	2.7	U	**44**		**26**		**16**		**5800**		**9600**	
OA08	OA08-SD3640-2211	36	40	**18**		**84**		**21**		**38**		1.4	U	**16**		**5.5**		**3.3**	**J**	**14**		**9.5**		**5.5**		**1300**		**2200**	**J**
OA08	OA08-SD4044-2211	40	44	**49**		**280**		**60**		0.35	U	0.31	U	**52**		**11**		**9.2**		**39**		**21**		**16**		**3200**		**5400**	
OA08	OA08-SD4448-2211	44	48	**49**		**250**		**60**		**120**		0.83	U	**41**		**13**		**8.1**		**37**		**28**		**28**		**3100**		**4900**	
OA08	OA08-SD4852-2211	48	52	**8.3**		**37**		**8.2**		**19**		0.12	U	**7**		**2.1**		0.22	U	**5.4**		**4.3**		**5.3**		**460**		**750**	
OA08	OA08-SD5256-2211	52	56	**7.4**		**39**		**7.8**		**19**		0.12	U	**7.2**		0.092	U	0.2	U	**5.8**		**4**		**3.4**		**590**		**970**	
OA08	OA08-SD5660-2211	56	60	**1.5**		**6.6**		**1.4**		**2.9**		0.11	U	**1.8**		0.086	U	0.19	U	**0.89**		0.16	U	**0.81**		**94**		**150**	
OA08	OA08-SD6064-2211	60	64	0.13	U	**0.44**		0.17	U	0.12	U	0.11	U	0.15	U	0.086	U	0.19	U	0.096	U	0.16	U	0.13	U	**3.7**	**J**	**5.7**	**J**
OA08	OA08-SD6468-2211	64	68	**1.5**		**8**		**1.7**		**3.9**		0.11	U	**1.9**		0.088	U	0.2	U	**1.5**		**1.1**		**0.88**		**150**		**240**	
OA08	OA08-SD6872-2211	68	72	**3.3**		**17**		**3.8**		**8**		0.11	U	**3.8**		0.089	U	**0.87**		**2.4**		**1.7**		**1.5**		**310**		**510**	
OA09	OA09-SD0002-2211	0	2	**0.71**		**3.5**		**0.87**		**1.8**		0.12	U	0.18	U	0.098	U	0.22	U	**0.26**	**J**	0.18	U	**0.56**		**45**	**J**	**73**	**J**
OA09	OA09-SD0204-2211	2	4	**1.2**		**5.1**		**1.3**		**2.7**		0.12	U	**1**		0.094	U	0.21	U	**0.58**		**0.86**		**0.83**		**71**	**J**	**110**	**J**
OA09	OA09-SD0406-2211	4	6	**0.67**		**3**		**0.64**		**1.4**		0.12	U	**0.57**		0.09	U	0.2	U	**0.4**		**0.26**	**J**	**0.73**		**43**	**J**	**70**	**J**
OA09	OA09-SD0608-2211	6	8	**2.9**		**15**		**3.2**		**8.4**		0.12	U	**4.1**		**1.5**		**0.8**		**3.5**		**1.7**		**0.54**		**78**	**J**	**120**	**J**
OA09	OA09-SD0812-2211	8	12	**0.7**	**J**	**3.3**	**J**	**0.87**	**J**	**1.9**	**J**	0.12	U	0.16	U	0.09	U	0.2	U	**0.68**	**J**	0.16	U	**0.75**	**J**	**52**	**J**	**81**	**J**
OA09	OA09-SD1216-2211	12	16	**0.8**		**3.6**		**0.9**		**1.6**		0.11	U	**1.1**		0.09	U	0.2	U	**0.66**		**0.67**		**0.72**		**51**	**J**	**83**	**J**
OA09	OA09-SD1620-2211	16	20	0.26	U	**6**		**1.7**		**3.5**		0.22	U	0.31	U	0.17	U	0.39	U	0.2	U	0.32	U	0.26	U	**76**		**110**	
OA09	OA09-SD2024-2211	20	24	**1.2**	**J**	**6.1**	**J**	**1.6**	**J**	**3.3**	**J**	0.11	U	**1.3**	**J**	**1.2**	**J**	0.2	U	**1.1**	**J**	**1.9**	**J**	**0.84**	**J**	**91**	**J**	**140**	**J**
OA09	OA09-SD2428-2211	24	28	**1.8**		**5.2**		**1.2**		**2.9**		0.23	U	0.32	U	0.18	U	0.4	U	0.2	U	0.33	U	0.27	U	**88**		**140**	
OA09	OA09-SD2832-2211	28	32	**1.8**	**J**	**7.8**	**J**	**1.9**	**J**	**3.9**	**J**	0.12	U	0.16	U	0.091	U	0.2	U	**1.2**	**J**	**2.2**	**J**	**1.5**	**J**	**100**	**J**	**170**	**J**
OA09	OA09-SD3236-2211	32	36	**1.5**	**J**	**8**	**J**	**1.7**	**J**	**3.5**	**J**	0.11	U	**1.1**	**J**	0.089	U	0.2	U	**1.5**	**J**	**2.1**	**J**	**1.2**	**J**	**100**	**J**	**170**	**J**
OA09	OA09-SD3640-2211	36	40	**2.1**	**J**	**10**	**J**	**2.4**	**J**	**5.1**	**J**	0.12	U	**2.6**	**J**	0.09	U	0.2	U	**1.4**	**J**	**2.3**	**J**	**1.9**	**J**	**140**	**J**	**220**	**J**
OA09	OA09-SD4044-2211	40	44	**1.5**	**J**	**7.2**	**J**	**1.4**	**J**	**3.2**	**J**	0.11	U	**2.1**	**J**	0.089	U	0.2	U	**1.2**	**J**	**1.5**	**J**	**1.3**	**J**	**89**	**J**	**140**	**J**
OA09	OA09-SD4448-2211	44	48	**1.2**		**5.6**		**1.6**		**2.9**		0.11	U	**1.7**		0.088	U	0.2	U	**1.1**		**0.64**		**0.71**		**73**		**120**	
OA10	OA10-SD0002-2211	0	2	**2.5**		**11**		**3**		**4.9**		0.29	U	0.41	U	0.23	U	0.51	U	**4.8**		0.41	U	0.34	U	**200**		**310**	
OA10	OA10-SD0204-2211	2	4	**2.7**		**10**		**2.3**		**5.1**		0.13	U	**2.5**		0.11	U	0.24	U	**1.7**		**2.6**		**1.9**		**150**		**240**	
OA10	OA10-SD0406-2211	4	6	**3.5**	**J**	**17**	**J**	**3.7**	**J**	**8.8**	**J**	0.13	U	**3.4**	**J**	0.099	U	**0.84**	**J**	**3.1**	**J**	**3.1**	**J**	**2.4**	**J**	**230**	**J**	**390**	**J**
OA10	OA10-SD0608-2211	6	8	**6.2**		**23**		**4.8**		**11**		0.63	U	0.88	U	0.49	U	1.1	U	**15**		0.89	U	0.74	U	**350**		**550**	
OA10	OA10-SD0812-2211	8	12	**7.6**		**34**		**8**		**17**		0.26	U	**7.7**		**1.9**		**1**		0.23	U	**4.2**		**5.5**		**530**		**830**	
OA10	OA10-SD1216-2211	12	16	**14**		**63**		**14**		**29**		0.81	U	**14**		0.63	U	**3.1**		**13**		**9.4**		**6.9**		**1000**		**1700**	
OA10	OA10-SD1620-2211	16	20	**7.9**		**34**		**7.1**		**14**		0.7	U	**4.5**		0.55	U	1.2	U	**7.1**		**5.1**		**3.8**		**590**		**940**	
OA10	OA10-SD2024-2211	20	24	**5.7**		**25**		**5.4**		**12**		0.24	U	**5.1**		0.19	U	**1.2**		**4.2**		**1.9**		**3.8**		**390**		**590**	
OA10	OA10-SD2428-2211	24	28	**0.42**	**J**	**1.5**	**J**	**0.39**	**J**	**0.82**	**J**	0.12	UJ	0.16	UJ	0.09	UJ	0.2	UJ	**0.4**	**J**	0.16	UJ	**0.4**	**J**	**25**	**J**	**40**	**J**
OA10	OA10-SD2832-2211	28	32	**2.8**	**J**	**14**	**J**	**3.2**	**J**	**7**	**J**	0.12	U	**3.2**	**J**	0.095	U	**0.61**	**J**	**2.3**	**J**	**2.4**	**J**	**2.3**	**J**	**200**	**J**	**320**	**J**
OA10	OA10-SD3236-2211	32	36	**2.3**		**7.9**		**1.8**		**4**		0.12	U	**2**		0.093	U	0.21	U	**1.3**		**1**		**1.5**		**130**		**210**	
OA10	OA10-SD3640-2211	36	40	**0.58**	**J**	**3.1**	**J**	**0.65**	**J**	**1.4**	**J**	0.11	U	**0.9**	**J**	0.088	U	0.2	U	**0.54**	**J**	0.16	U	**0.63**	**J**	**54**	**J**	**86**	**J**

Table 1. Sediment PCB Results
Second MNR Report
Palos Verdes Shelf
Los Angeles County, California

Location ID	Sample ID	Top of Sample (cm)	Bottom of Sample (cm)	PCB-5/8	Q	PCB-18	Q	PCB-28	Q	PCB-31	Q	PCB-37	Q	PCB-44	Q	PCB-49	Q	PCB-52	Q	PCB-66	Q	PCB-70	Q	PCB-74	Q	PCB-77	Q	PCB-81	Q	PCB-87	Q	PCB-99	Q	PCB-101	Q	PCB-105	Q
OA10	OA10-SD0002-2211FD	0	2	1.2	J	0.31	U	7		5.3		0.26	U	7.8		5.2		9.5		14		12		6.9		0.31	U	0.28	U	6.4		8.7		18		6.5	
OA10	OA10-SD0204-2211FD	2	4	0.83		3.5		6.5		4.7		0.12	U	9.1		8		12		16		15		6.7		0.15	U	0.13	U	10		8.6		18		11	
OA10	OA10-SD0406-2211FD	4	6	1.6		5.7		8.7		5.5		0.13	U	13		11		16		21		21		10		0.15	U	0.14	U	14		14		26		17	
OA10	OA10-SD0608-2211FD	6	8	1.8	J	7.8	J	16	J	9.4	J	0.14	U	18	J	16	J	23	J	30	J	27	J	15	J	0.17	U	0.15	U	23	J	20	J	33	J	31	J
OA10	OA10-SD0812-2211FD	8	12	2.8		9.5		17		11		0.14	U	38		22		33		43		39		20		0.17	U	0.16	U	27		22		50		29	
OA10	OA10-SD1216-2211FD	12	16	0.4	U	0.33	U	59		55		0.28	U	95		61		110		130		130		63		18		0.3	U	60		79		170		84	
OA10	OA10-SD1620-2211FD	16	20	5.1	J	16	J	34	J	23	J	5.1	J	54	J	35	J	52	J	62	J	66	J	31	J	0.19	U	0.17	U	35	J	33	J	63	J	37	J
OA10	OA10-SD2024-2211FD	20	24	3		5.1		9.6		6.3		0.23	U	21		10		18		28		17		9.9		0.3	U	0.12	U	7.1		9.7		22		9.4	
OA10	OA10-SD2428-2211FD	24	28	0.74		1.2		1.8		0.86		0.22	U	2.7		1.4		2.5		3.5		2.5		1.7		0.29	U	0.12	U	1.2		2.1		3.9		1.3	
OA10	OA10-SD2832-2211FD	28	32	0.46	U	0.46		0.48		0.23	U	0.23	U	0.61		0.53		0.66		0.77		0.56		0.42		0.3	U	0.12	U	0.18	U	0.8		1.1		0.46	
OA10	OA10-SD3236-2211FD	32	36	1		1.2		2.4		1.1		0.23	U	4		2.2		3.8		5.3		3.1		2.5		0.3	U	0.12	U	1.7		2.6		5.2		2.3	
OA10	OA10-SD3640-2211FD	36	40	0.45	U	0.13	U	0.14	U	0.23	U	0.22	U	0.16	U	0.26	J	0.52		0.53		0.33		0.41		0.29	U	0.12	U	0.17	U	0.6		0.89		0.15	U
OA10	OA10-SD4044-2211FD	40	44	0.44	U	0.13	U	0.14	U	0.22	U	0.22	U	0.16	U	0.15	U	0.24	U	0.15	U	0.13	U	0.14	U	0.28	U	0.12	U	0.17	U	0.25	U	0.15	U	0.14	U
OA11	OA11-SD0002-2211	0	2	1		3.9		8.3		7.4		0.28	U	15		9.9		16		29		22		13		2.3		0.15	U	7.6		11		23		11	
OA11	OA11-SD0204-2211	2	4	0.37	U	0.31	U	11		11		0.26	U	19		12		20		28		25		14		0.31	U	0.29	U	14		14		31		16	
OA11	OA11-SD0406-2211	4	6	1.5		5.6		12		9.2		2.5		18		11		20		25		27		14		4.3		0.14	U	9.4		14		27		13	
OA11	OA11-SD0608-2211	6	8	2.1		6.5		13		13		0.25	U	20		14		25		28		30		18		4.1		0.14	U	9.4		15		31		13	
OA11	OA11-SD0812-2211	8	12	2		6.8		14		13		0.26	U	21		14		26		31		31		18		5		0.14	U	9.5		15		32		14	
OA11	OA11-SD1216-2211	12	16	3.4		17		29		22		0.28	U	64		26		47		52		55		33		7.8		0.15	U	15		23		50		25	
OA11	OA11-SD1620-2211	16	20	8.8		65		94		91		51		150		93		170		180		200		99		28		0.17	U	50		61		130		65	
OA11	OA11-SD2024-2211	20	24	29		240		240		290		100		310		170		380		420		350		220		50		0.19	U	74		130		190		140	
OA11	OA11-SD2428-2211	24	28	50		390		380		450		100		520		250		480		430		480		300		71		0.21	U	150		210		340		270	
OA11	OA11-SD2832-2211	28	32	39	J	370	J	270	J	230	J	61	J	340	J	170	J	470	J	460	J	460	J	230	J	62	J	0.22	U	58	J	130	J	290	J	150	J
OA11	OA11-SD3236-2211	32	36	29		100		170		220		53		360		110		280		340		320		150		53		0.21	U	81		100		220		130	
OA11	OA11-SD3640-2211	36	40	17	J	210	J	150	J	170	J	65	J	340	J	120	J	290	J	300	J	350	J	160	J	66	J	0.21	U	110	J	170	J	290	J	170	J
OA11	OA11-SD4044-2211	40	44	0.51	U	0.42	U	100		130		0.35	U	250		230		0.35	U	0.49	U	290		130		0.42	U	0.39	U	0.55	U	170		380		180	
OA11	OA11-SD4448-2211	44	48	1.9		8.9		15		9.6		0.28	U	21		13		33		38		52		18		11		0.15	U	24		25		64		29	
OA11	OA11-SD4852-2211	48	52	1.5		8.5		12		16		0.24	U	26		12		22		20		23		12		0.31	U	0.13	U	9.8		11		23		13	
OA11	OA11-SD5256-2211	52	56	1.5		8.5		8.9		11		4.8		19		9.8		20		29		35		16		1.3		0.12	U	6.1		8.7		20		9.6	
OA11	OA11-SD5660-2211	56	60	1.7		8.1		6.7		12		2.5		13		9.7		15		15		19		6.6		0.7		0.25	U	7.7		6.8		15		5.7	
OA11	OA11-SD6064-2211	60	64	0.65	J	2.4		2		3.7		0.68		3.9		1.6		3.8		2.2		3.8		1.5		0.27	U	0.25	U	1.9		1.6		3.8		2.3	
OA11	OA11-SD6468-2211	64	68	0.99	J	3.2		2.1		3.2		0.23	U	5.3		3.3		4.7		8.1		9.6		3.2		0.35	J	0.25	U	5.2		5.7		11		5.9	
OA11	OA11-SD0002-2211FD	0	2	2.5		4.8		11		14		0.29	U	14		13		19		25		24		13		4.3		0.32	U	11		13		24		11	
OA11	OA11-SD0204-2211FD	2	4	2.9		7.8		16		21		6.4		36		22		31		46		47		25		5.2		0.3	U	33		30		45		15	
OA11	OA11-SD0406-2211FD	4	6	2.7		7.3		12		14		0.27	U	25		16		30		14		16		6.8		0.83		0.29	U	12		8.2		15		8.9	
OA11	OA11-SD0608-2211FD	6	8	9.1		25		40		29		0.27	U	53		34		57		60		61		42		11		0.29	U	29		40		78		50	
OA11	OA11-SD0812-2211FD	8	12	3		9.5		17		23		2.7		19		12		19		25		24		13		3.6		0.31	U	24		15		26		17	
OA11	OA11-SD1216-2211FD	12	16	4.6		14		26		28		0.28	U	56		22		40		46		45		32		8.7		0.3	U	18		24		52		22	
OA11	OA11-SD1620-2211FD	16	20	8.1		11		27		59		26		70		45		81		110		99		63		53		0.34	U	90		70		120		100	
OA11	OA11-SD2024-2211FD	20	24	5.9		15		31		52		9.7		67		34		81		92		82		41		20		0.33	U	58		46		86		92	
OA11	OA11-SD2428-2211FD	24	28	23		69		130		210		19		250		120		230		300		290		160		40		0.36	U	63		130		250		120	
OA11	OA11-SD2832-2211FD	28	32	32		120		220		300		79		400		160		350		430		540		240		59		0.37	U	120		210		360		190	
OA11	OA11-SD3236-2211FD	32	36	28		150		270		470		71		620		260		510		610		680		300		70		0.4	U	170		260		460		230	
OA11	OA11-SD3640-2211FD	36	40	41		150		160		250		48		280		150		270		260		300		160		42		0.4	U	110		110		260		150	
OA11	OA11-SD4044-2211FD	40	44	6		28		24		44		0.27	U	60		23		53		47		51		28		9.2		0.29	U	23		28		70		32	
OA11	OA11-SD4448-2211FD	44	48	5.1		18		22		30		0.27	U	44		18		43		33		41		24		11		0.3	U	23		23		54		24	
OA11	OA11-SD4852-2211FD	48	52	7.4		25		32		47		9.7		62		31		54		54		61		34		11		0.29	U	23		26		55		33	
OA11	OA11-SD5256-2211FD	52	56	0.33	U	2.1		1.7		2.6		0.23	U	0.71		0.43	J	0.66		0.72		0.95		0.3	U	0.28	U	0.25	U	0.36	U	1		1.4		0.31	U
OA11	OA11-SD5660-2211FD	56	60	0.61	J	1.5		1.4		1.3		0.23	U	0.83		0.52	J	1.4		0.99		0.95		0.35	J	0.27	U	0.25	U	0.92		1.3		2		1	
OA11	OA11-SD6064-2211FD	60	64	2.8		12		21		17		4.6		44		18		35		34		36		23		4.9		0.14	U	12		16		34		17	
OA11	OA11-SD6468-2211FD	64	68	0.45	U	0.13	U	0.14	U	0.23	U	0.23	U	0.17	U	0.15	U	0.25	U	0.15	U	0.13	U	0.14	U	0.29	U	0.12	U	0.17	U	0.25	U	0.15	U	0.15	U
OA11	OA11-SD6872-2211FD	68	72	0.58		2.4		3.7		2.8		0.23	U	6		3.9		6.1		6.7		7.3		3.7		0.71		0.12	U	2.8		3.2		8.2		3.4	

Table 1. Sediment PCB Results
Second MNR Report
Palos Verdes Shelf
Los Angeles County, California

Location ID	Sample ID	Top of Sample (cm)	Bottom of Sample (cm)	PCB-110	Q	PCB-114	Q	PCB-118	Q	PCB-119	Q	PCB-123	Q	PCB-126	Q	PCB-128	Q	PCB-132/153	Q	PCB-138/158	Q	PCB-149	Q	PCB-151	Q	PCB-156	Q	PCB-157	Q	PCB-167	Q	PCB-168	Q	PCB-169	Q	PCB-170	Q
OA10	OA10-SD0002-2211FD	0	2	**15**		0.35	U	**15**		0.41	U	0.32	U	0.3	U	0.45	U	**24**		**20**		**8.9**		**3.3**		**1.9**		0.31	U	0.37	U	0.34	U	0.31	U	**4.2**	
OA10	OA10-SD0204-2211FD	2	4	**19**		0.16	U	**17**		0.19	U	0.15	U	0.14	U	**5.8**		**15**		**19**		**12**		**4.9**		**3**		0.14	U	0.17	U	0.16	U	0.14	U	**4.5**	
OA10	OA10-SD0406-2211FD	4	6	**32**		0.17	U	**25**		0.2	U	0.16	U	0.15	U	**5.3**		**23**		**30**		**20**		**7.3**		**5.2**		0.15	U	0.18	U	0.17	U	0.15	U	**6.5**	
OA10	OA10-SD0608-2211FD	6	8	**42**	**J**	0.19	U	**37**	**J**	0.22	U	0.18	U	0.16	U	**9.5**	**J**	**33**	**J**	**41**	**J**	**29**	**J**	**11**	**J**	**8**	**J**	0.17	U	0.2	U	0.19	U	0.17	U	**9.2**	**J**
OA10	OA10-SD0812-2211FD	8	12	**56**		0.19	U	**47**		0.22	U	0.18	U	0.16	U	**10**		**42**		**57**		**38**		**14**		**8.8**		0.17	U	0.2	U	0.19	U	0.17	U	**11**	
OA10	OA10-SD1216-2211FD	12	16	**210**		0.37	U	**150**		0.43	U	0.34	U	0.32	U	**38**		**190**		**210**		**140**		**43**		**28**		**39**		0.39	U	0.37	U	0.33	U	**38**	
OA10	OA10-SD1620-2211FD	16	20	**75**	**J**	0.21	U	**63**	**J**	0.25	U	0.2	U	0.18	U	**24**	**J**	**58**	**J**	**73**	**J**	**51**	**J**	**17**	**J**	**11**	**J**	0.19	U	0.22	U	0.21	U	0.19	U	**15**	**J**
OA10	OA10-SD2024-2211FD	20	24	**17**		0.15	U	**17**		0.18	U	0.14	U	0.13	U	**3.1**		**20**		**18**		**12**		**4.5**		0.13	U	0.13	U	0.16	U	0.15	U	0.13	U	**4.6**	
OA10	OA10-SD2428-2211FD	24	28	**2.4**		0.15	U	**3**		0.17	U	0.14	U	0.13	U	0.19	U	**3**		**3.7**		**2.2**		**0.83**		0.13	U	0.13	U	0.16	U	0.15	U	0.13	U	0.14	U
OA10	OA10-SD2832-2211FD	28	32	**0.77**		0.15	U	**0.97**		0.18	U	0.14	U	0.13	U	0.2	U	**1.1**		**0.82**		**0.7**		**0.37**		0.13	U	0.13	U	0.16	U	0.15	U	0.13	U	0.15	U
OA10	OA10-SD3236-2211FD	32	36	**3.9**		0.15	U	**4.1**		0.17	U	0.14	U	0.13	U	**0.91**		**4.9**		**4.1**		**2.8**		**1**		0.13	U	0.13	U	0.16	U	0.15	U	0.13	U	0.15	U
OA10	OA10-SD3640-2211FD	36	40	**0.59**		0.15	U	**0.71**		0.17	U	0.14	U	0.13	U	0.19	U	**0.67**		**0.74**		**0.49**		0.13	U	0.13	U	0.13	U	0.16	U	0.15	U	0.13	U	0.14	U
OA10	OA10-SD4044-2211FD	40	44	0.25	U	0.14	U	0.28	U	0.17	U	0.13	U	0.12	U	0.19	U	0.33	U	0.33	U	0.15	U	0.12	U	0.13	U	0.13	U	0.15	U	0.14	U	0.13	U	0.14	U
OA11	OA11-SD0002-2211	0	2	**18**		0.18	U	**20**		0.21	U	0.17	U	0.16	U	**3.7**		**22**		**19**		**12**		**3.9**		**4.7**		0.16	U	0.19	U	0.18	U	0.16	U	**4.8**	
OA11	OA11-SD0204-2211	2	4	**38**		0.35	U	**28**		0.41	U	0.32	U	0.3	U	0.45	U	**33**		**39**		**19**		**8.9**		**5.2**		**7.4**		0.37	U	0.34	U	0.31	U	**6.8**	
OA11	OA11-SD0406-2211	4	6	**22**		0.17	U	**56**		0.2	U	0.16	U	0.14	U	**4.9**		**27**		**22**		**17**		**4.3**		**4.2**		0.15	U	0.18	U	0.17	U	0.15	U	**4.9**	
OA11	OA11-SD0608-2211	6	8	**25**		0.17	U	**27**		0.19	U	0.16	U	0.14	U	**4.6**		**30**		**26**		**19**		**5.6**		**4.6**		0.15	U	0.18	U	0.16	U	0.15	U	**6**	
OA11	OA11-SD0812-2211	8	12	**25**		0.17	U	**27**		0.2	U	0.16	U	0.15	U	**5.8**		**32**		**26**		**17**		**4.8**		**4.1**		0.15	U	0.18	U	0.17	U	0.15	U	**6.8**	
OA11	OA11-SD1216-2211	12	16	**40**		0.19	U	**45**		0.21	U	0.17	U	0.16	U	**7.8**		**46**		**41**		**30**		**11**		**9.4**		0.16	U	0.2	U	0.18	U	0.16	U	**11**	
OA11	OA11-SD1620-2211	16	20	**130**		0.21	U	**110**		0.24	U	0.19	U	0.18	U	**16**		**100**		**97**		**71**		**20**		**17**		0.18	U	0.22	U	0.21	U	0.18	U	**28**	
OA11	OA11-SD2024-2211	20	24	**350**		0.23	U	**220**		0.27	U	0.21	U	0.2	U	0.3	U	**180**		**190**		**130**		**31**		0.21	U	0.2	U	0.24	U	0.23	U	0.2	U	**72**	
OA11	OA11-SD2428-2211	24	28	**410**		0.25	U	**400**		0.29	U	0.23	U	0.22	U	**61**		**360**		**330**		**230**		**54**		**49**		0.22	U	0.27	U	**280**		0.22	U	**97**	
OA11	OA11-SD2832-2211	28	32	**390**	**J**	0.26	U	**290**	**J**	0.31	U	0.24	U	0.23	U	**49**	**J**	**280**	**J**	**300**	**J**	**200**	**J**	**51**	**J**	**39**	**J**	0.23	U	0.28	U	0.26	U	0.23	U	**76**	**J**
OA11	OA11-SD3236-2211	32	36	**370**		0.26	U	**250**		0.3	U	0.24	U	0.22	U	**39**		**270**		**260**		**190**		**50**		**38**		0.23	U	0.28	U	0.26	U	0.23	U	**81**	
OA11	OA11-SD3640-2211	36	40	**440**	**J**	0.26	U	**330**	**J**	0.3	U	0.24	U	0.22	U	**57**	**J**	**390**	**J**	**330**	**J**	**270**	**J**	**71**	**J**	**39**	**J**	0.23	U	0.28	U	0.26	U	0.23	U	**100**	**J**
OA11	OA11-SD4044-2211	40	44	**420**		0.47	U	**340**		0.55	U	0.44	U	0.41	U	**78**		1.1	U	**620**		**340**		**100**		**70**		**71**		0.5	U	**440**		0.42	U	**92**	
OA11	OA11-SD4448-2211	44	48	**91**		0.18	U	**56**		0.21	U	0.17	U	0.16	U	**13**		**92**		**73**		**56**		**16**		**11**		0.16	U	0.19	U	0.18	U	0.16	U	**18**	
OA11	OA11-SD4852-2211	48	52	**18**		0.16	U	**21**		0.18	U	0.15	U	0.14	U	**5**		**36**		**23**		**15**		**5.5**		**5**		0.14	U	0.17	U	0.16	U	0.14	U	**6.2**	
OA11	OA11-SD5256-2211	52	56	**15**		0.15	U	**16**		0.18	U	0.14	U	0.13	U	0.19	U	**15**		**12**		**9.3**		**2.3**		**4.8**		0.13	U	0.16	U	0.15	U	0.13	U	**2.4**	
OA11	OA11-SD5660-2211	56	60	**22**		0.31	U	**14**		0.36	U	0.29	U	0.27	U	**4.5**		**10**		**15**		**10**		**3**		**0.8**		0.27	U	0.33	U	0.31	U	0.27	U	**2.3**	
OA11	OA11-SD6064-2211	60	64	**2.9**		0.3	U	**4.1**		0.35	U	0.28	U	0.26	U	0.39	U	**3.8**		**4.4**		**1.9**		**0.57**		0.27	U	0.27	U	0.32	U	0.3	U	0.27	U	0.3	U
OA11	OA11-SD6468-2211	64	68	**8.6**		0.31	U	**8.1**		0.36	U	0.29	U	0.26	U	**3**		**9.3**		**11**		**7.2**		**2.1**		0.27	U	0.27	U	0.27	U	0.33	U	0.3	U	0.27	U	**1.5**	
OA11	OA11-SD0002-2211FD	0	2	**21**		0.39	U	**23**		0.46	U	0.36	U	0.34	U	**3.8**		**35**		**20**		**16**		**6.3**		**5.9**		0.35	U	0.42	U	0.39	U	0.35	U	**6.4**	
OA11	OA11-SD0204-2211FD	2	4	**50**		0.37	U	**36**		0.43	U	0.34	U	0.32	U	**7**		**29**		**25**		**24**		**6.5**		**2.2**		0.32	U	0.39	U	0.36	U	0.33	U	**9.9**	
OA11	OA11-SD0406-2211FD	4	6	**18**		0.36	U	**17**		0.42	U	0.33	U	0.31	U	**4.5**		**15**		**19**		**9.9**		**2.1**		**2.5**		0.31	U	0.38	U	0.35	U	0.31	U	**6.7**	
OA11	OA11-SD0608-2211FD	6	8	**60**		0.36	U	**66**		0.42	U	0.33	U	0.31	U	0.46	U	**100**		**60**		**45**		**13**		**21**		0.32	U	0.38	U	0.35	U	0.32	U	**14**	
OA11	OA11-SD0812-2211FD	8	12	**31**		0.37	U	**31**		0.43	U	0.35	U	0.32	U	**3.2**		**33**		**35**		**21**		**5.2**		**2.2**		0.33	U	0.39	U	0.37	U	0.33	U	**12**	
OA11	OA11-SD1216-2211FD	12	16	**40**		0.37	U	**56**		0.43	U	0.34	U	0.32	U	0.48	U	**74**		**40**		**27**		**8.9**		0.33	U	0.33	U	0.39	U	0.37	U	0.33	U	**16**	
OA11	OA11-SD1620-2211FD	16	20	**150**		0.42	U	**130**		0.49	U	0.39	U	0.36	U	**50**		**110**		**150**		**95**		**25**		0.37	U	0.37	U	0.44	U	0.41	U	0.37	U	**32**	
OA11	OA11-SD2024-2211FD	20	24	**130**		0.4	U	**110**		0.46	U	**9.1**		0.34	U	**19**		**93**		**170**		**63**		**18**		**12**		0.35	U	0.42	U	0.39	U	0.35	U	**27**	
OA11	OA11-SD2428-2211FD	24	28	**240**		0.44	U	**240**		0.52	U	**23**		0.38	U	**52**		**210**		**280**		**160**		**44**		**34**		0.39	U	0.47	U	0.44	U	0.39	U	**95**	
OA11	OA11-SD2832-2211FD	28	32	**470**		0.45	U	**350**		0.52	U	0.42	U	0.39	U	0.58	U	**330**		**380**		**220**		**54**		**58**		**70**		0.48	U	0.44	U	0.4	U	**87**	
OA11	OA11-SD3236-2211FD	32	36	**540**		0.48	U	**400**		0.56	U	0.45	U	0.41	U	**90**		**360**		**400**		**290**		**73**		**67**		**71**		0.51	U	0.48	U	0.42	U	**130**	
OA11	OA11-SD3640-2211FD	36	40	**360**		0.49	U	**240**		0.57	U	0.46	U	0.42	U	**34**		**310**		**190**		**140**		**35**		**29**		0.43	U	0.52	U	0.49	U	0.43	U	**62**	
OA11	OA11-SD4044-2211FD	40	44	**65**		0.36	U	**64**		0.42	U	0.33	U	0.31	U	**12**		**120**		**68**		**48**		**13**		**9.2**		0.32	U	0.38	U	0.35	U	0.32	U	**21**	
OA11	OA11-SD4448-2211FD	44	48	**53**		0.37	U	**46**		0.43	U	0.34	U	0.32	U	**8.7**		**91**		**56**		**35**		**12**		**5.7**		0.32	U	0.39	U	0.36	U	0.32	U	**17**	
OA11	OA11-SD4852-2211FD	48	52	**70**		0.35	U	**52**		0.41	U	0.32	U	0.3	U	**7.2**		**69**		**42**		**31**		**8.3**		**8.7**		0.31	U	0.37	U	0.35	U	0.31	U	**10**	
OA11	OA11-SD5256-2211FD	52	56	**2.1**		0.31	U	0.23	U	0.36	U	0.29	U	0.27	U	0.4	U	0.7	U	0.71	U	**2.3**		0.27	U	0.28	U	0.27	U	0.33	U	0.31	U	0.27	U	0.3	U
OA11	OA11-SD5660-2211FD	56	60	**1.5**		0.31	U	**1.9**		0.36	U	0.28	U	0.26	U	0.39	U	**2.1**		**2.3**		**1.5**		0.26	U	0.27	U	0.27	U	0.32	U	0.3	U	0.27	U	0.3	U
OA11	OA11-SD6064-2211FD	60	64	**30**		0.17	U	**29**		0.2	U	0.16	U	0.15	U	**5.2**		**23**		**23**		**19**		**5**		**5.7**		0.15	U	0.18	U	0.17	U	0.15	U	**6.5**	
OA11	OA11-SD6468-2211FD	64	68	0.26	U	0.15	U	0.29	U	0.17	U	0.14	U	0.13	U	0.19	U	0.34	U	0.34	U	0.15	U	0.13	U	0.13	U	0.13	U	0.16	U	0.15	U	0.13	U	0.15	U
OA11	OA11-SD6872-2211FD	68	72	**8.1**		0.15	U	**5.4**		0.18	U	0.14	U	0.13	U	**1.8**		**5.2**		**5.5**		**3.2**		**1.4**		**1**		0.13	U	0.16	U	0.15	U	0.13	U	**1.2**	

Table 1. Sediment PCB Results
Second MNR Report
Palos Verdes Shelf
Los Angeles County, California

Location ID	Sample ID	Top of Sample (cm)	Bottom of Sample (cm)	PCB-177	Q	PCB-180	Q	PCB-183	Q	PCB-187	Q	PCB-189	Q	PCB-194	Q	PCB-195	Q	PCB-201	Q	PCB-203	Q	PCB-206	Q	PCB-209	Q	Total PCB - Short List	Q	Total PCB - Expanded List	Q
OA10	OA10-SD0002-2211FD	0	2	**2**		**7.7**		**1.6**		**3.5**		0.26	U	0.36	U	0.2	U	0.45	U	**4.4**		0.37	U	0.3	U	**140**	**J**	**220**	**J**
OA10	OA10-SD0204-2211FD	2	4	**2.4**		**11**		**2.5**		**5.1**		0.12	U	**2.6**		**0.82**		0.21	U	**2.1**		**1.8**		**1.4**		**160**		**260**	
OA10	OA10-SD0406-2211FD	4	6	**3.5**		**16**		**3.5**		**7.6**		0.13	U	**4.1**		0.1	U	**0.64**		**3**		**3.2**		**2.1**		**230**		**380**	
OA10	OA10-SD0608-2211FD	6	8	**4.8**	**J**	**25**	**J**	**5.6**	**J**	**12**	**J**	0.14	U	**5.6**	**J**	0.11	U	0.25	U	**3.2**	**J**	**3**	**J**	**2.7**	**J**	**340**	**J**	**550**	**J**
OA10	OA10-SD0812-2211FD	8	12	**6.9**		**30**		**6.8**		**15**		0.14	U	**5.9**		0.11	U	**1.1**		**4.4**		**3.2**		**3.6**		**450**		**720**	
OA10	OA10-SD1216-2211FD	12	16	**24**		**100**		**21**		**49**		0.28	U	**17**		**5.4**		**3.3**		0.24	U	**9**		**13**		**1500**		**2400**	
OA10	OA10-SD1620-2211FD	16	20	**8.2**	**J**	**37**	**J**	**8.7**	**J**	**20**	**J**	0.16	U	**5.6**	**J**	0.12	U	**1.7**	**J**	**5.5**	**J**	**4.8**	**J**	**4.1**	**J**	**630**	**J**	**1000**	**J**
OA10	OA10-SD2024-2211FD	20	24	**1.8**		**8.3**		**1.8**		**3.8**		0.25	U	**2.4**		0.35	U	0.2	U	**2.6**		**1.5**		**1.3**		**190**		**300**	
OA10	OA10-SD2428-2211FD	24	28	0.13	U	**1.6**		**0.49**		**0.77**		0.24	U	0.16	U	0.34	U	0.19	U	0.27	U	0.16	U	0.13	U	**30**		**45**	
OA10	OA10-SD2832-2211FD	28	32	0.13	U	**0.47**		**0.18**	**J**	**0.26**	**J**	0.25	U	0.16	U	0.35	U	0.2	U	0.28	U	0.16	U	0.13	U	**8.2**	**J**	**12**	**J**
OA10	OA10-SD3236-2211FD	32	36	**0.43**		**1.7**		**0.47**		**0.91**		0.24	U	0.16	U	0.35	U	0.2	U	0.28	U	0.16	U	**0.28**		**42**		**64**	
OA10	OA10-SD3640-2211FD	36	40	0.13	U	0.26	U	0.17	U	0.12	U	0.24	U	0.15	U	0.34	U	0.19	U	0.27	U	0.16	U	0.13	U	**4.1**		**6.7**	**J**
OA10	OA10-SD4044-2211FD	40	44	0.13	U	0.25	U	0.17	U	0.12	U	0.23	U	0.15	U	0.33	U	0.19	U	0.27	U	0.15	U	0.13	U	0	U	0	U
OA11	OA11-SD0002-2211	0	2	**1.7**		**7.7**		**1.9**		**4.3**		0.3	U	**3.3**		0.43	U	0.24	U	**2.8**		**1.6**		**1.6**		**200**		**310**	
OA11	OA11-SD0204-2211	2	4	**3.5**		**17**		**3.5**		**9.5**		0.26	U	**2.9**		0.2	U	0.45	U	0.23	U	0.37	U	0.3	U	**270**		**440**	
OA11	OA11-SD0406-2211	4	6	**2.3**		**11**		**2.3**		**4.6**		0.27	U	**3**		0.39	U	**0.48**		**2.9**		**2.1**		**2**		**270**		**410**	
OA11	OA11-SD0608-2211	6	8	**2.4**		**12**		**2.6**		**5.4**		0.27	U	**3.6**		0.39	U	0.22	U	**3.8**		**3.4**		**1.2**		**260**		**420**	
OA11	OA11-SD0812-2211	8	12	**2.7**		**13**		**2.9**		**5.6**		0.28	U	**4.9**		0.39	U	0.22	U	**2.8**		**2.9**		**2.2**		**280**		**440**	
OA11	OA11-SD1216-2211	12	16	**2.8**		**20**		**3.7**		**10**		0.3	U	**6.6**		0.43	U	**0.84**		**6.4**		**4.1**		**3.8**		**490**		**770**	
OA11	OA11-SD1620-2211	16	20	**7.5**		**42**		**8**		**17**		0.34	U	**15**		0.48	U	**2.1**		**10**		**3.4**		**8.8**		**1300**		**2200**	
OA11	OA11-SD2024-2211	20	24	**11**		**67**		**13**		**29**		0.37	U	**14**		0.53	U	**3**		**27**		**25**		**7.8**		**2800**		**4700**	
OA11	OA11-SD2428-2211	24	28	**23**		**160**		**26**		**57**		0.41	U	**31**		**17**		**5.2**		**35**		**17**		**11**		**4500**		**7500**	
OA11	OA11-SD2832-2211	28	32	**27**	**J**	**150**	**J**	**24**	**J**	**51**	**J**	0.43	U	**49**	**J**	**15**	**J**	**6.6**	**J**	**34**	**J**	**26**	**J**	**9.8**	**J**	**3700**	**J**	**5900**	**J**
OA11	OA11-SD3236-2211	32	36	**30**		**130**		**27**		**53**		0.42	U	**35**		**25**		**6.1**		**31**		**22**		**15**		**2900**		**4600**	
OA11	OA11-SD3640-2211	36	40	**39**	**J**	**200**	**J**	**41**	**J**	**85**	**J**	0.42	U	**57**	**J**	**29**	**J**	**6.1**	**J**	**44**	**J**	**29**	**J**	**19**	**J**	**3400**	**J**	**5600**	**J**
OA11	OA11-SD4044-2211	40	44	**58**		**260**		**59**		**120**		0.35	U	**44**		**14**		**9.2**		0.31	U	**20**		**20**		**2600**		**5000**	
OA11	OA11-SD4448-2211	44	48	**8.6**		**38**		**8.1**		**20**		0.29	U	**9.4**		**6.7**		**1.3**		**9.5**		**6.6**		**10**		**570**		**910**	
OA11	OA11-SD4852-2211	48	52	**2.4**		**12**		**4**		**5.2**		0.26	U	**5.1**		0.37	U	0.21	U	**2.7**		**3.4**		**1.9**		**240**		**380**	
OA11	OA11-SD5256-2211	52	56	**1.4**		**8.3**		**1.3**		**2.6**		0.24	U	**1.6**		0.35	U	0.2	U	0.28	U	**0.7**		0.13	U	**180**		**300**	
OA11	OA11-SD5660-2211	56	60	**1.3**		**3.4**		**1.4**		**3.3**		0.23	U	0.32	U	0.18	U	0.4	U	0.2	U	0.33	U	0.27	U	**130**		**240**	
OA11	OA11-SD6064-2211	60	64	0.27	U	**1**		0.35	U	**1**		0.23	U	0.32	U	0.18	U	0.4	U	0.2	U	0.32	U	0.27	U	**35**	**J**	**56**	**J**
OA11	OA11-SD6468-2211	64	68	**0.64**		**4**		**1.2**		**2.3**		0.23	U	0.32	U	0.18	U	0.4	U	0.2	U	0.33	U	0.27	U	**81**	**J**	**130**	**J**
OA11	OA11-SD0002-2211FD	0	2	**3.6**		**11**		**1.7**		**5**		0.29	U	0.41	U	0.23	U	0.51	U	**5.7**		0.42	U	0.34	U	**230**		**370**	
OA11	OA11-SD0204-2211FD	2	4	**2.5**		**11**		**2.9**		**4.8**		0.27	U	0.39	U	0.22	U	0.48	U	**6.8**		0.39	U	**3**		**330**		**610**	
OA11	OA11-SD0406-2211FD	4	6	**1.9**		**8.4**		**1.8**		**3.5**		0.27	U	0.37	U	0.21	U	0.46	U	**2.2**		0.38	U	0.31	U	**190**		**300**	
OA11	OA11-SD0608-2211FD	6	8	**11**		**30**		**6.1**		**14**		0.27	U	0.38	U	0.21	U	0.47	U	**10**		**5.5**		**8.1**		**700**		**1100**	
OA11	OA11-SD0812-2211FD	8	12	**3.8**		**16**		**4.2**		**7.3**		0.28	U	0.39	U	0.22	U	0.49	U	**7.6**		**3.7**		**6**		**290**		**480**	
OA11	OA11-SD1216-2211FD	12	16	**4.4**		**21**		**4.7**		**12**		0.28	U	0.39	U	0.22	U	0.48	U	**10**		0.39	U	0.32	U	**490**		**750**	
OA11	OA11-SD1620-2211FD	16	20	**14**		**69**		**17**		**32**		0.31	U	**14**		0.24	U	0.54	U	**17**		**8.9**		**31**		**1200**		**2000**	
OA11	OA11-SD2024-2211FD	20	24	**12**		**61**		**13**		**26**		0.3	U	0.42	U	0.23	U	0.52	U	**14**		0.42	U	**22**		**1000**		**1600**	
OA11	OA11-SD2428-2211FD	24	28	**30**		**160**		**26**		**60**		0.33	U	**46**		**36**		**12**		**46**		**27**		**44**		**2700**		**4300**	
OA11	OA11-SD2832-2211FD	28	32	**47**		**170**		**34**		**69**		0.33	U	**37**		**34**		**10**		**45**		**22**		**17**		**3700**		**6300**	
OA11	OA11-SD3236-2211FD	32	36	**43**		**240**		**51**		**97**		0.36	U	**140**		**72**		**27**		**77**		**57**		**120**		**5100**		**8500**	
OA11	OA11-SD3640-2211FD	36	40	**19**		**89**		**20**		**40**		0.37	U	**30**		**21**		**3.3**		**33**		**13**		**21**		**2700**		**4400**	
OA11	OA11-SD4044-2211FD	40	44	**7.8**		**35**		**8.3**		**16**		0.27	U	**12**		0.21	U	**2.5**		**21**		**6.4**		**13**		**690**		**1100**	
OA11	OA11-SD4448-2211FD	44	48	**5.8**		**30**		**5.5**		**13**		0.27	U	**8.7**		0.21	U	0.48	U	**11**		0.39	U	**10**		**530**		**820**	
OA11	OA11-SD4852-2211FD	48	52	**4.1**		**21**		**5.5**		**9.5**		0.26	U	**6.7**		0.2	U	0.46	U	**8.4**		0.37	U	0.31	U	**550**		**920**	
OA11	OA11-SD5256-2211FD	52	56	0.27	U	0.24	U	0.35	U	0.26	U	0.23	U	0.32	U	0.18	U	0.4	U	0.2	U	0.33	U	0.27	U	**7.3**		**17**	**J**
OA11	OA11-SD5660-2211FD	56	60	0.27	U	**0.95**		0.35	U	**0.61**		0.23	U	0.32	U	0.18	U	0.4	U	0.2	U	0.32	U	0.27	U	**18**	**J**	**26**	**J**
OA11	OA11-SD6064-2211FD	60	64	**2.7**		**12**		**2.7**		**5.3**		0.28	U	**2.1**		0.4	U	**0.73**		**3.2**		**2.1**		**1.9**		**320**		**510**	
OA11	OA11-SD6468-2211FD	64	68	0.13	U	0.26	U	0.17	U	0.12	U	0.24	U	0.16	U	0.35	U	0.19	U	0.28	U	0.16	U	0.13	U	0	U	0	U
OA11	OA11-SD6872-2211FD	68	72	**0.55**		**2.6**		**0.7**		**1.3**		0.24	U	0.16	U	0.35	U	0.2	U	**1**		0.16	U	0.13	U	**62**		**100**	

Table 1. Sediment PCB Results
Second MNR Report
Palos Verdes Shelf
Los Angeles County, California

Location ID	Sample ID	Top of Sample (cm)	Bottom of Sample (cm)	PCB-5/8	Q	PCB-18	Q	PCB-28	Q	PCB-31	Q	PCB-37	Q	PCB-44	Q	PCB-49	Q	PCB-52	Q	PCB-66	Q	PCB-70	Q	PCB-74	Q	PCB-77	Q	PCB-81	Q	PCB-87	Q	PCB-99	Q	PCB-101	Q	PCB-105	Q
OA12	OA12-SD0002-2211	0	2	0.37	U	0.31	U	**5**		**5.3**		0.26	U	**9.8**		**6**		**10**		**14**		**11**		**7.2**		0.31	U	0.28	U	**8.2**		**10**		**20**		**11**	
OA12	OA12-SD0204-2211	2	4	**0.84**		**3.5**		**5.1**		**2.5**		0.25	U	**6.9**		**4.5**		**8.7**		**11**		**9.3**		**6.3**		**1.4**		0.13	U	**4.7**		**7.3**		**14**		**5.4**	
OA12	OA12-SD0406-2211	4	6	0.35	U	0.29	U	**9.6**		**7.8**		0.24	U	**15**		**9.4**		**16**		**25**		**19**		**12**		0.29	U	0.27	U	**13**		**16**		**31**		**17**	
OA12	OA12-SD0608-2211	6	8	0.51	U	0.15	U	0.16	U	**13**		0.26	U	**17**		0.17	U	**17**		0.18	U	**14**		**9.2**		0.33	U	0.14	U	**13**		0.29	U	**24**		**42**	
OA12	OA12-SD0812-2211	8	12	**3.3**		**11**		**19**		**12**		0.29	U	**31**		**18**		**32**		**37**		**34**		**20**		**3.8**		0.15	U	**12**		**19**		**40**		**19**	
OA12	OA12-SD1216-2211	12	16	**5.3**		**17**		**30**		**21**		0.28	U	**63**		**24**		**47**		**53**		**47**		**29**		**7.5**		0.15	U	**19**		**24**		**57**		**30**	
OA12	OA12-SD1620-2211	16	20	**3.4**		**8.1**		**13**		**8.7**		0.25	U	**22**		**9.9**		**22**		**23**		**19**		**11**		**3.6**		0.14	U	**7.9**		**14**		**28**		**13**	
OA12	OA12-SD2024-2211	20	24	**1.5**		**3.1**		**4.3**		**2.4**		0.23	U	**6.8**		**3.6**		**7**		**6.8**		**6.3**		**4.9**		0.3	U	0.12	U	**3**		**4.5**		**10**		**3.5**	
OA12	OA12-SD2428-2211	24	28	0.45	U	**0.49**		**0.97**		0.23	U	0.23	U	**1.2**		**0.59**		**1.2**		**1.4**		**1.1**		**0.64**		0.29	U	0.12	U	**0.64**		**1**		**1.7**		0.15	U
OA12	OA12-SD2832-2211	28	32	0.45	U	**0.78**		**1.1**		0.23	U	0.22	U	**0.76**		**0.71**		**0.89**		**1.1**		**0.84**		**0.76**		0.29	U	0.12	U	**0.68**		**0.92**		**1.5**		**1**	
OA12	OA12-SD3236-2211	32	36	**1.1**		**5.2**		**4.3**		**3.3**		0.24	U	**8.2**		**4.1**		**7.2**		**7.8**		**7.1**		**4.7**		**0.93**		0.13	U	**3**		**4.3**		**8.9**		**3.2**	
OA12	OA12-SD3640-2211	36	40	0.44	U	0.13	U	0.14	U	0.22	U	0.22	U	0.16	U	0.15	U	0.25	U	0.15	U	0.13	U	0.14	U	0.29	U	0.12	U	0.17	U	0.25	U	0.15	U	0.14	U
OA12	OA12-SD4044-2211	40	44	0.44	U	0.13	U	0.14	U	0.22	U	0.22	U	0.16	U	0.15	U	0.24	U	0.15	U	0.13	U	0.14	U	0.28	U	0.12	U	0.17	U	0.25	U	0.15	U	0.14	U
OA12	OA12-SD0002-2211FD	0	2	0.36	U	**2.4**		**6.2**		**6.1**		0.25	U	**10**		**6.5**		**10**		**15**		**13**		**7.4**		**3.9**		0.28	U	**7.9**		**11**		**19**		**7.6**	
OA12	OA12-SD0204-2211FD	2	4	**0.74**		0.14	U	**4.8**		**2.6**		0.25	U	**6.8**		**4.3**		**7**		**11**		**8.5**		**6.2**		**1.9**		0.13	U	**3.5**		**6.8**		**14**		**7.7**	
OA12	OA12-SD0406-2211FD	4	6	**1**		0.14	U	**5.4**		**2.6**		0.25	U	**7**		**3.9**		**8.7**		**12**		**8.9**		**6**		0.32	U	0.13	U	**3.7**		**7.5**		**15**		**6.7**	
OA12	OA12-SD0608-2211FD	6	8	**1.3**		0.15	U	**10**		**6.8**		0.25	U	**11**		**7.2**		**11**		**16**		**13**		**9.2**		**2.6**		0.14	U	**6.4**		**9.7**		**19**		**13**	
OA12	OA12-SD0812-2211FD	8	12	**1.4**		**3.9**		**7.6**		**4.4**		0.26	U	**11**		**7.5**		**12**		**16**		**12**		**8.8**		0.33	U	0.14	U	**5.3**		**9.5**		**21**		**8.2**	
OA12	OA12-SD1216-2211FD	12	16	**3.4**		**12**		**18**		**11**		0.29	U	**44**		**18**		**33**		**36**		**32**		**19**		**6.5**		0.16	U	**14**		**19**		**45**		**20**	
OA12	OA12-SD1620-2211FD	16	20	**3.4**		**11**		**17**		**10**		0.25	U	**35**		**16**		**31**		**31**		**30**		**16**		**5.4**		0.14	U	**10**		**17**		**37**		**19**	
OA12	OA12-SD2024-2211FD	20	24	**2.5**		0.27	U	**6.2**		**4.1**		0.23	U	**8.3**		**5.3**		**9.2**		**11**		**8.5**		**4.7**		0.27	U	0.25	U	**5.2**		**6.4**		**13**		**6.8**	
OA12	OA12-SD2428-2211FD	24	28	**1.3**		0.26	U	**3.2**		**1.9**		0.22	U	**2.5**		**1.8**		**2.9**		**3.4**		**2**		**2**		0.26	U	0.24	U	**1.5**		0.24	U	**3.8**		**2.7**	
OA12	OA12-SD2832-2211FD	28	32	0.31	U	0.25	U	0.27	U	0.24	U	**0.35**	**J**	**0.44**	**J**	0.29	U	**0.44**	**J**	0.29	U	0.25	U	0.28	U	0.25	U	0.23	U	0.33	U	0.23	U	0.29	U	0.28	U
OA12	OA12-SD3236-2211FD	32	36	0.15	U	0.13	U	0.13	U	0.12	U	0.11	U	0.16	U	**0.19**	**J**	**0.39**		**0.31**		**0.24**	**J**	**0.14**	**J**	0.13	U	0.12	U	0.17	U	**0.33**		**0.42**		**0.19**	**J**
OA12	OA12-SD3640-2211FD	36	40	0.15	U	0.13	U	0.13	U	0.12	U	0.11	U	0.16	U	0.15	U	0.11	U	0.15	U	0.12	U	0.14	U	0.13	U	0.12	U	0.17	U	0.12	U	0.15	U	0.14	U
OA12	OA12-SD4044-2211FD	40	44	0.15	U	0.12	U	0.13	U	0.12	U	0.1	U	0.16	U	0.14	U	0.1	U	0.14	U	0.12	U	0.14	U	0.13	U	0.12	U	0.16	U	0.11	U	0.14	U	0.14	U
OA13	OA13-SD0002-2211	0	2	**0.55**	**J**	**2.1**		**4.1**		**3.4**		0.14	U	**8.8**		**3.5**		**7.4**		**8.3**		**8.3**		**4.8**		**1.2**		0.16	U	**3.5**		**5.1**		**11**		**4.8**	
OA13	OA13-SD0204-2211	2	4	**1.3**		**7.5**		**12**		**7.2**		0.13	U	**24**		**11**		**19**		**22**		**21**		**14**		**4.3**		0.14	U	**6.8**		**13**		**25**		**12**	
OA13	OA13-SD0406-2211	4	6	**0.8**		**2.5**		**5.9**		**4.8**		0.12	U	**9.7**		**5.4**		**11**		**14**		**12**		**8**		**2.3**		0.13	U	**5.8**		**7.6**		**16**		**8.4**	
OA13	OA13-SD0608-2211	6	8	**1.1**		**4.3**		**7.6**		**4.9**		0.12	U	**11**		**6.1**		**12**		**16**		**13**		**9.1**		**2.7**		0.13	U	**4.8**		**8.9**		**18**		**8**	
OA13	OA13-SD0812-2211	8	12	**1.6**		0.14	U	**6.7**		**6.2**		0.12	U	**25**		**6.7**		**13**		**18**		**14**		**12**		**4.2**		0.13	U	**4.6**		**11**		**17**		**11**	
OA13	OA13-SD1216-2211	12	16	**6.1**		**23**		**35**		**29**		0.14	U	**54**		**27**		**57**		**76**		**71**		**41**		0.17	U	0.16	U	**22**		**34**		**57**		**34**	
OA13	OA13-SD1620-2211	16	20	**44**		**310**		**340**		**340**		**100**		**660**		**300**		**610**		**730**		**790**		**380**		**89**		0.96	U	**160**		**240**		**580**		**240**	
OA13	OA13-SD2024-2211	20	24	**18**		**110**		**130**		**130**		**36**		**260**		**120**		**240**		**230**		**240**		**120**		**28**		0.19	U	**71**		**92**		**150**		**81**	
OA13	OA13-SD2428-2211	24	28	**20**		**140**		**120**		**140**		**26**		**330**		**140**		**280**		**270**		**270**		**140**		**50**		0.83	U	**120**		**130**		**310**		**150**	
OA13	OA13-SD2832-2211	28	32	**4.5**		**18**		**26**		**21**		0.13	U	**60**		**20**		**46**		**42**		**46**		**23**		**7.3**		0.14	U	**16**		**21**		**52**		**23**	
OA13	OA13-SD3236-2211	32	36	**0.94**		0.14	U	**1.7**		**2.6**		0.12	U	**4.3**		**2.2**		**4.8**		**4.9**		**4.5**		**3.1**		0.14	U	0.13	U	**2.2**		**3.1**		**7.5**		**2.3**	
OA13	OA13-SD3640-2211	36	40	**0.56**	**J**	**1.5**		**1.9**		**0.99**		0.11	U	**2.5**		**2**		**2.9**		**3**		**3.1**		**1.8**		0.14	U	0.12	U	**1.2**		**1.9**		**3.5**		**0.96**	
OA13	OA13-SD4044-2211	40	44	**0.42**	**J**	0.14	U	**1.6**		**1.2**		0.11	U	**3.3**		**1.7**		**2.8**		**3.5**		**3.5**		**1.9**		0.14	U	0.13	U	**1.5**		**2.4**		**4.5**		**2**	
OA13	OA13-SD4448-2211	44	48	0.17	U	0.14	U	0.15	U	0.055	U	0.12	U	**0.59**		**0.5**		**0.73**		**0.83**		**0.64**		**0.26**	**J**	0.14	U	0.13	U	0.18	U	**0.99**		**1.1**		0.15	U
OA13	OA13-SD4852-2211	48	52	**1.5**		**4.6**		**7**		**4.4**		0.12	U	**14**		**6.2**		**11**		**13**		**12**		**8**		**2.5**		0.13	U	**5.2**		**9.2**		**16**		**7.6**	
OA13	OA13-SD5256-2211	52	56	0.16	U	0.13	U	0.14	U	0.053	U	0.11	U	0.17	U	0.15	U	0.11	U	0.15	U	0.13	U	0.14	U	0.13	U	0.12	U	0.17	U	0.12	U	0.15	U	0.15	U
OA13	OA13-SD5660-2211	56	60	0.16	U	0.13	U	0.14	U	0.052	U	0.11	U	0.16	U	0.15	U	0.11	U	0.15	U	0.13	U	0.14	U	0.13	U	0.12	U	0.17	U	0.12	U	0.15	U	0.15	U
OA13	OA13-SD6064-2211	60	64	**0.28**	**J**	0.13	U	**0.96**		0.052	U	0.11	U	**2.2**		**1**		**2.4**		**2.6**		**2.2**		**1.6**		0.13	U	0.12	U	**0.86**		**2**		**3.7**		**1.9**	

Table 1. Sediment PCB Results
Second MNR Report
Palos Verdes Shelf
Los Angeles County, California

Location ID	Sample ID	Top of Sample (cm)	Bottom of Sample (cm)	PCB-110	Q	PCB-114	Q	PCB-118	Q	PCB-119	Q	PCB-123	Q	PCB-126	Q	PCB-128	Q	PCB-132/153	Q	PCB-138/158	Q	PCB-149	Q	PCB-151	Q	PCB-156	Q	PCB-157	Q	PCB-167	Q	PCB-168	Q	PCB-169	Q	PCB-170	Q
OA12	OA12-SD0002-2211	0	2	**24**		0.35	U	**18**		0.41	U	0.32	U	0.3	U	0.45	U	**21**		**22**		**14**		**4.6**		0.31	U	0.31	U	0.37	U	0.34	U	0.31	U	**4.6**	
OA12	OA12-SD0204-2211	2	4	**11**		0.16	U	**12**		0.19	U	0.15	U	0.14	U	**2.7**		**13**		**15**		**8.1**		**3.5**		**3.6**		0.14	U	0.17	U	0.16	U	0.14	U	**3.8**	
OA12	OA12-SD0406-2211	4	6	**43**		0.32	U	**31**		0.38	U	0.3	U	0.28	U	0.42	U	**34**		**37**		**23**		**5.9**		0.29	U	0.28	U	0.34	U	0.32	U	0.29	U	**7.7**	
OA12	OA12-SD0608-2211	6	8	**37**		0.17	U	**61**		**21**		0.16	U	**32**		**3.7**		**20**		0.39	U	**16**		**5.5**		**5.2**		**11**		0.18	U	0.17	U	0.15	U	**5.8**	
OA12	OA12-SD0812-2211	8	12	**45**		0.19	U	**38**		0.22	U	0.17	U	0.16	U	**6.5**		**37**		**38**		**27**		**9**		**5.3**		0.17	U	0.2	U	0.18	U	0.17	U	**13**	
OA12	OA12-SD1216-2211	12	16	**56**		0.18	U	**52**		0.21	U	0.17	U	0.16	U	**9.7**		**53**		**54**		**40**		**12**		**6.8**		0.16	U	0.19	U	0.18	U	0.16	U	**18**	
OA12	OA12-SD1620-2211	16	20	**35**		0.17	U	**24**		0.19	U	0.15	U	0.14	U	**4.6**		**27**		**26**		**18**		**6.6**		**3.5**		0.15	U	0.18	U	0.16	U	0.15	U	**6.6**	
OA12	OA12-SD2024-2211	20	24	**7.9**		0.15	U	**7.9**		0.18	U	0.14	U	0.13	U	0.2	U	**8.3**		**8.1**		**5.7**		**2.3**		**2**		0.13	U	0.16	U	0.15	U	0.13	U	**2**	
OA12	OA12-SD2428-2211	24	28	**1.4**		0.15	U	**1.5**		0.17	U	0.14	U	0.13	U	0.19	U	**1.6**		**1.6**		**1.2**		0.13	U	0.13	U	0.13	U	0.16	U	0.15	U	0.13	U	0.15	U
OA12	OA12-SD2832-2211	28	32	**1.4**		0.15	U	**1.4**		0.17	U	0.14	U	0.13	U	0.19	U	**1.3**		**1.4**		**0.98**		0.13	U	0.13	U	0.13	U	0.16	U	0.15	U	0.13	U	0.14	U
OA12	OA12-SD3236-2211	32	36	**7.3**		0.16	U	**7.6**		0.18	U	0.15	U	0.14	U	**1.5**		**6.9**		**6.6**		**4.4**		**1.9**		**0.74**		0.14	U	0.17	U	0.16	U	0.14	U	**1.9**	
OA12	OA12-SD3640-2211	36	40	0.26	U	0.15	U	0.29	U	0.17	U	0.14	U	0.13	U	0.19	U	0.33	U	0.33	U	0.15	U	0.13	U	0.13	U	0.13	U	0.16	U	0.14	U	0.13	U	0.14	U
OA12	OA12-SD4044-2211	40	44	0.25	U	0.15	U	0.28	U	0.17	U	0.13	U	0.12	U	0.19	U	0.33	U	0.33	U	0.15	U	0.12	U	0.13	U	0.13	U	0.15	U	0.14	U	0.13	U	0.14	U
OA12	OA12-SD0002-2211FD	0	2	**15**		0.34	U	**17**		0.4	U	0.31	U	0.29	U	**3.5**		**32**		**20**		**12**		**4.8**		0.3	U	0.3	U	0.36	U	0.33	U	0.3	U	**7.6**	
OA12	OA12-SD0204-2211FD	2	4	**11**		0.16	U	**11**		0.19	U	0.15	U	0.14	U	**2.8**		**13**		**14**		**7.8**		**3**		**2.4**		0.14	U	0.17	U	0.16	U	0.14	U	**3**	
OA12	OA12-SD0406-2211FD	4	6	**11**		0.16	U	**13**		0.19	U	0.15	U	0.14	U	0.21	U	**12**		**11**		**9.4**		**3.4**		**2.7**		0.14	U	0.17	U	0.16	U	0.14	U	**3.9**	
OA12	OA12-SD0608-2211FD	6	8	**16**		0.17	U	**18**		0.19	U	0.16	U	0.14	U	**2.8**		**17**		**24**		**12**		**3.6**		**3.4**		0.15	U	0.18	U	0.16	U	0.15	U	**5.1**	
OA12	OA12-SD0812-2211FD	8	12	**16**		0.17	U	**17**		0.2	U	0.16	U	0.14	U	**2.9**		**17**		**17**		**11**		**4**		**3.4**		0.15	U	0.18	U	0.17	U	0.15	U	**4.5**	
OA12	OA12-SD1216-2211FD	12	16	**42**		0.19	U	**38**		0.22	U	0.18	U	0.16	U	**7.4**		**42**		**44**		**31**		**9.5**		**7.4**		0.17	U	0.2	U	0.19	U	0.17	U	**11**	
OA12	OA12-SD1620-2211FD	16	20	**33**		0.17	U	**31**		0.19	U	0.15	U	0.14	U	**6.2**		**33**		**32**		**23**		**7.4**		**4.8**		0.15	U	0.18	U	0.16	U	0.15	U	**9.4**	
OA12	OA12-SD2024-2211FD	20	24	**16**		0.3	U	**10**		0.35	U	0.28	U	0.26	U	0.39	U	**13**		**20**		**8.1**		**2.4**		0.27	U	0.27	U	0.32	U	0.3	U	0.27	U	**3**	
OA12	OA12-SD2428-2211FD	24	28	**5**		0.29	U	**3.1**		0.34	U	0.27	U	0.25	U	0.38	U	0.66	U	0.66	U	**2.6**		0.25	U	0.26	U	0.26	U	0.31	U	0.29	U	0.26	U	0.28	U
OA12	OA12-SD2832-2211FD	28	32	0.24	U	0.29	U	**0.4**	**J**	0.33	U	0.27	U	0.24	U	0.37	U	0.64	U	0.65	U	0.29	U	0.25	U	0.25	U	0.25	U	0.3	U	0.28	U	0.25	U	0.28	U
OA12	OA12-SD3236-2211FD	32	36	**0.25**	**J**	0.14	U	**0.28**		0.17	U	0.13	U	0.12	U	0.18	U	**0.61**		0.33	U	**0.15**	**J**	0.12	U	0.13	U	0.13	U	0.15	U	0.14	U	0.13	U	0.14	U
OA12	OA12-SD3640-2211FD	36	40	0.12	U	0.14	U	0.11	U	0.17	U	0.13	U	0.12	U	0.18	U	0.32	U	0.33	U	0.15	U	0.12	U	0.13	U	0.13	U	0.15	U	0.14	U	0.13	U	0.14	U
OA12	OA12-SD4044-2211FD	40	44	0.12	U	0.14	U	0.11	U	0.16	U	0.13	U	0.12	U	0.18	U	0.32	U	0.32	U	0.14	U	0.12	U	0.13	U	0.12	U	0.15	U	0.14	U	0.12	U	0.14	U
OA13	OA13-SD0002-2211	0	2	**8.1**		0.19	U	**9.5**		0.22	U	0.18	U	0.16	U	**1.4**		**8.6**		**8.4**		**5.4**		**2.3**		**0.7**		0.17	U	0.2	U	0.19	U	0.17	U	**1.6**	
OA13	OA13-SD0204-2211	2	4	**22**		0.17	U	**23**		0.2	U	0.16	U	0.15	U	**3.5**		**21**		**20**		**15**		**4.4**		**5.1**		0.15	U	0.18	U	0.17	U	0.15	U	**5**	
OA13	OA13-SD0406-2211	4	6	**13**		0.16	U	**15**		0.19	U	0.15	U	0.14	U	**2.3**		**13**		**13**		**9.2**		**2.7**		**2.4**		0.14	U	0.17	U	0.16	U	0.14	U	**2.5**	
OA13	OA13-SD0608-2211	6	8	**14**		0.16	U	**15**		0.19	U	0.15	U	0.14	U	**2.8**		**14**		**14**		**9.9**		**3**		**3.5**		0.14	U	0.17	U	0.16	U	0.14	U	**4.1**	
OA13	OA13-SD0812-2211	8	12	**18**		0.16	U	**20**		0.19	U	0.15	U	0.14	U	**2.6**		**16**		**15**		**13**		**3.7**		**3**		0.14	U	0.17	U	0.16	U	0.14	U	**4.5**	
OA13	OA13-SD1216-2211	12	16	**74**		0.19	U	**56**		0.22	U	0.18	U	0.16	U	0.25	U	**46**		**52**		**43**		**13**		**6.5**		0.17	U	0.2	U	0.19	U	0.17	U	**18**	
OA13	OA13-SD1620-2211	16	20	**770**		1.2	U	**490**		1.4	U	1.1	U	1	U	**86**		**390**		**460**		**300**		**81**		**78**		1	U	1.2	U	1.2	U	1	U	**120**	
OA13	OA13-SD2024-2211	20	24	**240**		0.24	U	**160**		0.28	U	0.22	U	0.2	U	**26**		**150**		**160**		**130**		**37**		**20**		0.21	U	0.25	U	0.23	U	0.21	U	**76**	
OA13	OA13-SD2428-2211	24	28	**360**		1	U	**310**		1.2	U	0.94	U	0.86	U	**52**		**330**		**340**		**250**		**76**		**48**		0.89	U	1.1	U	0.99	U	0.89	U	**110**	
OA13	OA13-SD2832-2211	28	32	**43**		0.17	U	**42**		0.2	U	0.16	U	0.15	U	**6.9**		**42**		**41**		**33**		**9.3**		**6**		0.15	U	0.18	U	0.17	U	0.15	U	**16**	
OA13	OA13-SD3236-2211	32	36	**4.3**		0.16	U	**5.4**		0.18	U	0.14	U	0.13	U	0.2	U	**5.1**		**4.9**		**4.3**		**1.3**		0.14	U	0.14	U	0.16	U	0.15	U	0.14	U	0.15	U
OA13	OA13-SD3640-2211	36	40	**3**		0.15	U	**3.2**		0.18	U	0.14	U	0.13	U	0.2	U	**3.2**		**2.7**		**1.7**		**1.1**		0.14	U	0.13	U	0.16	U	0.15	U	0.13	U	0.15	U
OA13	OA13-SD4044-2211	40	44	**3.3**		0.15	U	**4.4**		0.18	U	0.14	U	0.13	U	0.2	U	**4.5**		**3.7**		**2.4**		**1.2**		0.14	U	0.14	U	0.16	U	0.15	U	0.14	U	0.15	U
OA13	OA13-SD4448-2211	44	48	**0.69**		0.15	U	**0.99**		0.18	U	0.14	U	0.13	U	0.2	U	**0.74**		**0.88**		**0.76**		0.13	U	0.14	U	0.14	U	0.16	U	0.15	U	0.14	U	0.15	U
OA13	OA13-SD4852-2211	48	52	**15**		0.16	U	**14**		0.18	U	0.15	U	0.14	U	**3.1**		**14**		**14**		**9.7**		**2.6**		**2.7**		0.14	U	0.17	U	0.16	U	0.14	U	**3.2**	
OA13	OA13-SD5256-2211	52	56	0.12	U	0.15	U	0.11	U	0.17	U	0.14	U	0.13	U	0.19	U	0.33	U	0.34	U	0.15	U	0.13	U	0.13	U	0.13	U	0.16	U	0.15	U	0.13	U	0.14	U
OA13	OA13-SD5660-2211	56	60	0.12	U	0.15	U	0.11	U	0.17	U	0.14	U	0.13	U	0.19	U	0.33	U	0.33	U	0.15	U	0.13	U	0.13	U	0.13	U	0.16	U	0.15	U	0.13	U	0.14	U
OA13	OA13-SD6064-2211	60	64	**2.9**		0.15	U	**3.3**		0.17	U	0.14	U	0.13	U	0.19	U	**3**		**2.9**		**2.2**		**1.5**		0.13	U	0.13	U	0.15	U	0.14	U	0.13	U	0.14	U

Table 1. Sediment PCB Results
Second MNR Report
Palos Verdes Shelf
Los Angeles County, California

Location ID	Sample ID	Top of Sample (cm)	Bottom of Sample (cm)	PCB-177	Q	PCB-180	Q	PCB-183	Q	PCB-187	Q	PCB-189	Q	PCB-194	Q	PCB-195	Q	PCB-201	Q	PCB-203	Q	PCB-206	Q	PCB-209	Q	Total PCB - Short List	Q	Total PCB - Expanded List	Q
OA12	OA12-SD0002-2211	0	2	**2.6**		**11**		**2.7**		**5.3**		0.26	U	0.36	U	0.2	U	0.45	U	0.23	U	0.37	U	**2.2**		**150**		**250**	
OA12	OA12-SD0204-2211	2	4	**1.4**		**6.4**		**1.4**		**3.2**		0.27	U	0.17	U	0.38	U	0.21	U	**2**		**1.3**		**1.3**		**120**		**180**	
OA12	OA12-SD0406-2211	4	6	**4.1**		**19**		**3.9**		**9.8**		0.24	U	**4**		0.19	U	0.42	U	0.21	U	**2.6**		**2.7**		**260**		**420**	
OA12	OA12-SD0608-2211	6	8	**2.3**		**10**		0.19	U	**4.5**		0.28	U	**4**		0.39	U	**0.72**		0.32	U	**2.1**		**0.9**		**260**		**390**	
OA12	OA12-SD0812-2211	8	12	**4.1**		**21**		**4**		**8.9**		0.3	U	**7**		**2.9**		**1.3**		**5.5**		**3.4**		**3.9**		**370**		**590**	
OA12	OA12-SD1216-2211	12	16	**5.6**		**29**		**6.3**		**12**		0.29	U	**6.6**		0.42	U	**1.7**		**7.9**		**5.8**		**7.9**		**560**		**860**	
OA12	OA12-SD1620-2211	16	20	**3.2**		**14**		**3.3**		**6.3**		0.27	U	**3.4**		0.38	U	0.22	U	**3.7**		**2.7**		**3.8**		**250**		**400**	
OA12	OA12-SD2024-2211	20	24	**1.7**		**4.3**		**1.1**		**2**		0.25	U	0.16	U	0.35	U	0.2	U	0.28	U	0.16	U	0.13	U	**78**		**120**	
OA12	OA12-SD2428-2211	24	28	0.13	U	**0.61**		0.17	U	0.12	U	0.24	U	0.16	U	0.35	U	0.19	U	0.28	U	0.16	U	0.13	U	**12**		**19**	
OA12	OA12-SD2832-2211	28	32	0.13	U	**0.61**		0.17	U	**0.37**		0.24	U	0.15	U	0.34	U	0.19	U	0.27	U	0.16	U	0.13	U	**12**		**19**	
OA12	OA12-SD3236-2211	32	36	**0.86**		**3.4**		**0.98**		**1.5**		0.26	U	0.17	U	0.37	U	0.21	U	**0.92**		**0.69**		0.14	U	**78**		**120**	
OA12	OA12-SD3640-2211	36	40	0.13	U	0.26	U	0.17	U	0.12	U	0.24	U	0.15	U	0.34	U	0.19	U	0.27	U	0.16	U	0.13	U	0	U	0	U
OA12	OA12-SD4044-2211	40	44	0.13	U	0.25	U	0.17	U	0.12	U	0.23	U	0.15	U	0.34	U	0.19	U	0.27	U	0.15	U	0.13	U	0	U	0	U
OA12	OA12-SD0002-2211FD	0	2	**3.8**		**11**		**2.2**		**4.7**		0.25	U	0.35	U	0.2	U	0.44	U	**4.2**		0.36	U	0.3	U	**170**		**260**	
OA12	OA12-SD0204-2211FD	2	4	**1.7**		**5.9**		**1.5**		**3**		0.27	U	0.17	U	0.38	U	0.21	U	**0.79**		**1.3**		**1**		**110**		**170**	
OA12	OA12-SD0406-2211FD	4	6	**1.8**		**8.1**		**1.6**		**2.6**		0.26	U	0.17	U	0.38	U	0.21	U	**2**		0.17	U	0.14	U	**110**		**170**	
OA12	OA12-SD0608-2211FD	6	8	**2**		**8.8**		**2.6**		**5.1**		0.27	U	0.18	U	0.39	U	0.22	U	**2.5**		**2.7**		**2.7**		**170**		**260**	
OA12	OA12-SD0812-2211FD	8	12	**1.8**		**9**		**1.8**		**4**		0.27	U	0.18	U	0.39	U	0.22	U	**2**		0.18	U	**2.4**		**160**		**240**	
OA12	OA12-SD1216-2211FD	12	16	**4.3**		**21**		**4.3**		**10**		0.31	U	**4.2**		0.44	U	0.25	U	**5.9**		**5.5**		**6.3**		**410**		**620**	
OA12	OA12-SD1620-2211FD	16	20	**4.2**		**16**		**3.9**		**7.3**		0.27	U	**4.5**		0.39	U	0.22	U	**4.3**		**3.1**		**3.2**		**340**		**520**	
OA12	OA12-SD2024-2211FD	20	24	**1.8**		**7.2**		**1.7**		**3.8**		0.23	U	0.32	U	0.18	U	0.39	U	**1.3**		0.32	U	0.26	U	**110**		**180**	
OA12	OA12-SD2428-2211FD	24	28	0.26	U	**1.8**		**0.46**	**J**	**1.2**		0.22	U	0.31	U	0.17	U	0.38	U	0.19	U	0.31	U	0.25	U	**26**		**43**	**J**
OA12	OA12-SD2832-2211FD	28	32	0.25	U	0.22	U	0.33	U	0.24	U	0.21	U	0.3	U	0.17	U	0.37	U	0.19	U	0.3	U	0.25	U	**1.3**	**J**	**1.6**	**J**
OA12	OA12-SD3236-2211FD	32	36	0.13	U	0.11	U	0.16	U	0.12	U	0.11	U	0.15	U	0.084	U	0.19	U	0.093	U	0.15	U	0.12	U	**2.2**	**J**	**3.5**	**J**
OA12	OA12-SD3640-2211FD	36	40	0.13	U	0.11	U	0.16	U	0.12	U	0.11	U	0.15	U	0.084	U	0.19	U	0.093	U	0.15	U	0.12	U	0	U	0	U
OA12	OA12-SD4044-2211FD	40	44	0.12	U	0.11	U	0.16	U	0.12	U	0.1	U	0.15	U	0.082	U	0.18	U	0.092	U	0.15	U	0.12	U	0	U	0	U
OA13	OA13-SD0002-2211	0	2	**0.97**		**4.4**		**0.92**		**1.9**		0.14	U	0.2	U	0.11	U	**0.26**	**J**	**1.1**		**1.2**		**0.43**		**86**	**J**	**130**	**J**
OA13	OA13-SD0204-2211	2	4	**2.2**		**9.9**		**2**		**4.5**		0.13	U	**2.8**		**1**		0.22	U	**2.5**		**1.6**		**1.4**		**220**		**350**	
OA13	OA13-SD0406-2211	4	6	**1.4**		**6.7**		**1.6**		**3.1**		0.12	U	**2**		0.094	U	0.21	U	**1.8**		0.17	U	0.14	U	**130**		**200**	
OA13	OA13-SD0608-2211	6	8	**1.5**		**7.3**		**1.6**		**3.1**		0.12	U	**1.4**		0.094	U	0.21	U	**0.92**		0.17	U	0.14	U	**140**		**220**	
OA13	OA13-SD0812-2211	8	12	**2.3**		**8.5**		**2**		**4.6**		0.12	U	0.17	U	0.096	U	0.21	U	**2.1**		0.17	U	**1.1**		**170**		**270**	
OA13	OA13-SD1216-2211	12	16	**4.6**		**28**		**5**		**13**		0.14	U	**9.1**		0.11	U	0.25	U	**8.2**		0.2	U	**7.7**		**570**		**950**	
OA13	OA13-SD1620-2211	16	20	**34**		**190**		**39**		**80**		1.9	U	**68**		**22**		**17**		**44**		**74**		**57**		**5700**		**9300**	
OA13	OA13-SD2024-2211	20	24	**17**		**120**		**22**		**45**		0.18	U	**33**		0.14	U	**4.7**		**30**		**27**		**15**		**2000**		**3400**	
OA13	OA13-SD2428-2211	24	28	**42**		**180**		**75**		0.84	U	1.6	U	**46**		**14**		**14**		**40**		**22**		**45**		**3100**		**5000**	
OA13	OA13-SD2832-2211	28	32	**4.9**		**20**		**4.5**		**9.6**		0.13	U	**8.3**		0.1	U	**0.9**		**7**		**4.4**		**6.9**		**470**		**730**	
OA13	OA13-SD3236-2211	32	36	0.14	U	**2.8**		**0.97**		**1.4**		0.12	U	0.16	U	0.09	U	0.2	U	0.1	U	0.16	U	0.14	U	**46**		**75**	
OA13	OA13-SD3640-2211	36	40	0.13	U	**0.99**		**0.46**		**0.62**		0.11	U	0.16	U	0.089	U	0.2	U	0.099	U	0.16	U	0.13	U	**28**	**J**	**45**	**J**
OA13	OA13-SD4044-2211	40	44	0.14	U	**2.2**		**0.39**		**0.96**		0.11	U	0.16	U	0.09	U	0.2	U	0.1	U	0.16	U	0.13	U	**34**	**J**	**53**	**J**
OA13	OA13-SD4448-2211	44	48	0.14	U	0.12	U	0.18	U	0.13	U	0.12	U	0.16	U	0.09	U	0.2	U	0.1	U	0.16	U	0.13	U	**5.9**		**9.7**	**J**
OA13	OA13-SD4852-2211	48	52	**1.9**		**6.5**		**1.7**		**3.3**		0.12	U	**1.9**		0.092	U	0.21	U	**2.2**		**1.2**		**0.8**		**140**		**220**	
OA13	OA13-SD5256-2211	52	56	0.13	U	0.11	U	0.17	U	0.12	U	0.11	U	0.16	U	0.086	U	0.19	U	0.097	U	0.16	U	0.13	U	0	U	0	U
OA13	OA13-SD5660-2211	56	60	0.13	U	0.11	U	0.17	U	0.12	U	0.11	U	0.15	U	0.086	U	0.19	U	0.096	U	0.16	U	0.13	U	0	U	0	U
OA13	OA13-SD6064-2211	60	64	**0.55**		**1.7**		**0.51**		**0.78**		0.11	U	0.15	U	0.085	U	0.19	U	**0.32**		0.15	U	0.13	U	**26**	**J**	**41**	**J**

Table 1. Sediment PCB Results
Second MNR Report
Palos Verdes Shelf
Los Angeles County, California

Location ID	Sample ID	Top of Sample (cm)	Bottom of Sample (cm)	PCB-5/8	Q	PCB-18	Q	PCB-28	Q	PCB-31	Q	PCB-37	Q	PCB-44	Q	PCB-49	Q	PCB-52	Q	PCB-66	Q	PCB-70	Q	PCB-74	Q	PCB-77	Q	PCB-81	Q	PCB-87	Q	PCB-99	Q	PCB-101	Q	PCB-105	Q
OA14	OA14-SD0002-2211	0	2	**0.33**	J	0.16	U	**2.9**		**2.6**		0.13	U	**6.6**		**3.3**		**5.3**		**6.8**		**6.2**		**4.1**		0.16	U	0.15	U	**3.3**		**4.5**		**8.8**		**4.2**	
OA14	OA14-SD0204-2211	2	4	0.18	U	0.15	U	**4.1**		**2.5**		0.13	U	**6**		**3.4**		**5.9**		**9**		**7.9**		**7.8**		0.15	U	0.14	U	**3.2**		**6.1**		**11**		**7**	
OA14	OA14-SD0406-2211	4	6	**0.87**		0.14	U	**5.6**		**4.6**		0.12	U	**13**		**3.8**		**7.9**		**11**		**9.4**		**7.3**		0.14	U	0.13	U	**4.2**		**7.7**		**15**		**5.8**	
OA14	OA14-SD0608-2211	6	8	**1.2**		**3.3**		**5.6**		**3.5**		0.12	U	**8**		**4.1**		**10**		**11**		**9.8**		**8.9**		0.14	U	0.13	U	**3.5**		**7.5**		**14**		**7.7**	
OA14	OA14-SD0812-2211	8	12	**1.5**		0.14	U	**9.3**		**8.1**		0.25	U	**18**		**5.8**		**12**		**19**		**14**		**12**		0.32	U	0.13	U	**4.3**		**8.8**		**20**		**9.5**	
OA14	OA14-SD1216-2211	12	16	**2.4**		0.15	U	**13**		**11**		0.13	U	**21**		**11**		**24**		**32**		**24**		**19**		0.15	U	0.14	U	**9**		**14**		**29**		**16**	
OA14	OA14-SD1620-2211	16	20	**2**		**4.8**		**10**		**4.8**		0.14	U	**22**		**11**		**22**		**26**		**24**		**19**		0.17	U	0.15	U	**8.4**		**15**		**25**		**15**	
OA14	OA14-SD2024-2211	20	24	**2.1**		**8.8**		**10**		**8.5**		0.13	U	**21**		**11**		**22**		**28**		**25**		**16**		0.15	U	0.14	U	**8.4**		**14**		**30**		**16**	
OA14	OA14-SD2428-2211	24	28	**9.9**		0.18	U	**57**		**35**		0.15	U	**160**		**43**		**120**		**130**		**110**		**81**		0.18	U	0.16	U	**44**		**47**		**85**		**75**	
OA14	OA14-SD2832-2211	28	32	**8.3**		**61**		**46**		**72**		0.15	U	**99**		**44**		**110**		**130**		**100**		**57**		**21**		0.16	U	**21**		**39**		**89**		**44**	
OA14	OA14-SD3236-2211	32	36	**5.8**		**28**		**55**		**30**		0.14	U	**56**		**29**		**68**		**62**		**68**		**35**		**13**		0.15	U	**19**		**29**		**57**		**34**	
OA14	OA14-SD3640-2211	36	40	**1.7**		**7.3**		**9.6**		**8.2**		0.12	U	**16**		**9.4**		**19**		**19**		**21**		**12**		**4**		0.13	U	**7.8**		**11**		**23**		**9.9**	
OA14	OA14-SD4044-2211	40	44	**2.2**		**10**		**16**		**12**		0.12	U	**23**		**15**		**25**		**27**		**26**		**16**		**5.2**		0.13	U	**7.4**		**13**		**27**		**14**	
OA14	OA14-SD4448-2211	44	48	**0.96**		**3.6**		**5.4**		**3.9**		0.11	U	**7.5**		**4.8**		**8.9**		**8.8**		**9.4**		**5.4**		**1.7**		0.13	U	**4.4**		**4.9**		**12**		**5.2**	
OA14	OA14-SD4852-2211	48	52	**0.6**		**1.5**		**1.6**		**1.9**		0.11	U	**2.5**		**1.5**		**3.3**		**2**		**2.9**		**1.3**		0.14	U	0.12	U	**2.4**		**2.6**		**6.5**		**2.7**	
OA14	OA14-SD5256-2211	52	56	0.16	U	0.13	U	0.14	U	0.12	U	0.11	U	**0.62**		**0.3**		**1.3**		**0.29**		**1.3**		**0.36**		0.13	U	0.12	U	**2**		**1.5**		**4.6**		**2.3**	
OA14	OA14-SD5660-2211	56	60	**1**		**4.4**		**5.2**		**4.1**		0.12	U	**12**		**4.1**		**8.3**		**10**		**9.9**		**6.6**		**2.2**		0.13	U	**3.6**		**5.8**		**12**		**5.2**	
OA15	OA15-SD0002-2211	0	2	**1.1**		**2.2**		**6.7**		**2.9**		0.14	U	**9.4**		**5.8**		**11**		**15**		**11**		**7.8**		**1.6**		0.15	U	**7.6**		**11**		**19**		**8**	
OA15	OA15-SD0204-2211	2	4	**2.9**		0.16	U	0.18	U	0.16	U	0.14	U	**17**		**7.3**		**12**		**18**		**16**		**9.3**		0.17	U	0.15	U	**8.1**		**13**		**24**		**12**	
OA15	OA15-SD0406-2211	4	6	**2.2**		0.15	U	**8.1**		**3.5**		0.12	U	**11**		**6.4**		**14**		**19**		**13**		**11**		**4.1**		0.14	U	**7.4**		**12**		**22**		**10**	
OA15	OA15-SD0608-2211	6	8	**3.2**		**5**		**10**		**4.6**		0.12	U	**16**		**9.5**		**21**		**19**		**18**		**13**		**2.9**		0.14	U	**12**		**15**		**32**		**13**	
OA15	OA15-SD0812-2211	8	12	**2.2**		**4.8**		**9.5**		**6.5**		0.13	U	**15**		**9.4**		**17**		**23**		**14**		**12**		0.15	U	0.14	U	**8.7**		**16**		**27**		**13**	
OA15	OA15-SD1216-2211	12	16	**3.8**		0.15	U	**13**		**6.4**		0.26	U	**30**		**13**		**27**		**35**		**27**		**19**		0.33	U	0.14	U	**10**		**23**		**41**		**23**	
OA15	OA15-SD1620-2211	16	20	**1.8**		0.13	U	**3.5**		0.23	U	0.23	U	**5.4**		**3.7**		**6.3**		**7.1**		**4.9**		**3.2**		0.3	U	0.12	U	**4.1**		**5**		**9.6**		**5.2**	
OA15	OA15-SD2024-2211	20	24	**5**	J	**7.7**	J	**14**	J	**6.3**	J	0.22	U	**29**	J	**13**	J	**27**	J	**32**	J	**23**	J	**17**	J	0.29	U	0.12	U	**12**	J	**23**	J	**40**	J	**24**	J
OA15	OA15-SD2428-2211	24	28	**0.69**		0.13	U	**1.6**		**0.56**		0.23	U	**3.5**		**1.2**		**2.4**		**3.4**		**2.2**		**1.4**		0.3	U	0.12	U	**1.6**		**2.7**		**4.8**		**1.6**	
OA15	OA15-SD2832-2211	28	32	**3.7**		0.14	U	**14**		**4.6**		0.24	U	**25**		**14**		**23**		**31**		**22**		**17**		**4.6**		0.13	U	**12**		**21**		**40**		**17**	
OA15	OA15-SD3236-2211	32	36	0.45	U	0.13	U	**0.77**		0.23	U	0.23	U	**0.59**		**0.47**		**0.78**		**1.3**		**0.72**		**0.58**		0.29	U	0.12	U	**0.68**		**2**		**2.7**		0.15	U
OA15	OA15-SD3640-2211	36	40	0.46	U	0.13	U	**1.3**		0.23	U	0.23	U	**2**		**1.4**		**1.8**		**3**		**2.2**		**0.98**		0.3	U	0.13	U	**1.8**		**3.9**		**4.4**		**1.9**	
OA15	OA15-SD4044-2211	40	44	0.45	U	0.13	U	0.14	U	0.23	U	0.23	U	0.17	U	0.15	U	0.25	U	0.15	U	0.13	U	0.14	U	0.29	U	0.12	U	0.17	U	0.26	U	0.15	U	0.15	U
OA15	OA15-SD4448-2211	44	48	0.47	U	0.14	U	0.15	U	0.24	U	0.24	U	0.17	U	0.16	U	0.26	U	0.16	U	0.14	U	0.15	U	0.31	U	0.13	U	0.18	U	0.27	U	0.16	U	0.15	U
OA15	OA15-SD4852-2211	48	52	0.46	U	0.13	U	0.14	U	0.23	U	0.23	U	0.17	U	0.16	U	0.26	U	0.16	U	0.13	U	0.15	U	0.3	U	0.13	U	0.18	U	0.26	U	0.16	U	0.15	U
OA16	OA16-SD0002-2211	0	2	**1.1**		**3.2**		**6.2**		**3.8**		0.28	U	**11**		**6.7**		**13**		**18**		**16**		**9**		**2.4**		0.15	U	**7.7**		**11**		**22**		**10**	
OA16	OA16-SD0204-2211	2	4	**1.8**		**3.3**		**6.9**		**6.7**		0.19	U	**16**		**8.8**		**15**		**22**		**18**		**9.8**		0.22	U	0.2	U	**14**		**13**		**27**		**14**	
OA16	OA16-SD0406-2211	4	6	**1.5**		**6.7**		**6.9**		**6.8**		0.13	U	**10**		**7.4**		**15**		**17**		**17**		**8**		**3.1**		0.14	U	**12**		**10**		**20**		**11**	
OA16	OA16-SD0608-2211	6	8	**3**		**11**		**14**		**15**		**2.3**		**25**		**16**		**30**		**41**		**48**		**19**		**6.8**		0.14	U	**25**		**24**		**44**		**24**	
OA16	OA16-SD0812-2211	8	12	**5.3**		**15**		**34**		**26**		0.13	U	**60**		**38**		**58**		**87**		**90**		**42**		0.16	U	0.15	U	**66**		**46**		**90**		**46**	
OA16	OA16-SD1216-2211	12	16	**4.2**		**11**		**19**		**17**		**5.7**		**44**		**19**		**42**		**51**		**46**		**25**		**8.7**		0.15	U	**23**		**35**		**73**		**34**	
OA16	OA16-SD1620-2211	16	20	**3**		**4.9**		**6.8**		**6.6**		0.12	U	**13**		**8.2**		**14**		**16**		**15**		**8.3**		0.14	U	0.13	U	**18**		**17**		**30**		**15**	
OA16	OA16-SD2024-2211	20	24	**1.8**		**3**		**4.9**		**3.9**		0.12	U	**9.2**		**5.9**		**8.6**		**10**		**7.5**		**4.2**		0.14	U	0.13	U	**6.6**		**6.4**		**11**		**7.1**	
OA16	OA16-SD2428-2211	24	28	**0.77**		**1.4**		**2**		**1.4**		0.12	U	**3.6**		**1.9**		**4.2**		**4.5**		**4.3**		**2.1**		0.14	U	0.13	U	**3**		**3.6**		**6.5**		**5.1**	
OA16	OA16-SD2832-2211	28	32	**0.8**		**1.6**		**1.5**		**2.5**		0.11	U	**4**		**2**		**4.1**		**5**		**3.9**		**2.3**		0.13	U	0.12	U	**2.3**		**3.7**		**6.6**		**5.8**	
OA16	OA16-SD3236-2211	32	36	**0.93**	J	**2.3**		**3.6**		**3.1**		0.23	U	**11**		**6.1**		**8.1**		**8.7**		**7.1**		**3.1**		0.28	U	0.26	U	**4.6**		**5.2**		**10**		**4**	
OA16	OA16-SD3640-2211	36	40	0.32	U	0.26	U	**0.52**	J	**0.41**	J	0.22	U	**1.1**		**0.63**		**0.95**		**1.4**		**1.2**		**0.52**	J	0.27	U	0.24	U	**0.95**		**1.3**		**3.1**		**0.61**	
OA16	OA16-SD4044-2211	40	44	0.32	U	0.26	U	0.28	U	0.25	U	0.22	U	**0.68**		0.3	U	0.22	U	0.31	U	**0.27**	J	0.29	U	0.26	U	0.24	U	**0.47**	J	**0.45**	J	**0.56**		**0.65**	
OA16	OA16-SD4448-2211	44	48	0.33	U	0.27	U	0.29	U	0.26	U	0.23	U	0.35	U	0.32	U	**0.41**	J	0.32	U	**0.31**	J	0.3	U	0.28	U	0.26	U	**0.54**	J	**0.76**		**0.99**		**0.71**	
OA16	OA16-SD4852-2211	48	52	**0.42**	J	0.27	U	**1.2**		**0.86**		0.23	U	**2.9**		**1.9**		**2.5**		**4**		**3.2**		**1.4**		0.27	U	0.25	U	**2.1**		**3.3**		**6**		**2.6**	

Table 1. Sediment PCB Results
Second MNR Report
Palos Verdes Shelf
Los Angeles County, California

Location ID	Sample ID	Top of Sample (cm)	Bottom of Sample (cm)	PCB-110	Q	PCB-114	Q	PCB-118	Q	PCB-119	Q	PCB-123	Q	PCB-126	Q	PCB-128	Q	PCB-132/153	Q	PCB-138/158	Q	PCB-149	Q	PCB-151	Q	PCB-156	Q	PCB-157	Q	PCB-167	Q	PCB-168	Q	PCB-169	Q	PCB-170	Q
OA14	OA14-SD0002-2211	0	2	**6.8**		0.18	U	**8.8**		0.21	U	0.16	U	0.15	U	**1.9**		**8.6**		**11**		**4.9**		**1.7**		**2.5**		0.16	U	0.19	U	0.17	U	0.16	U	**1.9**	
OA14	OA14-SD0204-2211	2	4	**7.8**		0.17	U	**10**		0.2	U	0.16	U	0.14	U	0.22	U	**10**		**11**		**7**		**2.6**		**2.4**		0.15	U	0.18	U	0.17	U	0.15	U	**3.4**	
OA14	OA14-SD0406-2211	4	6	**10**		0.16	U	**12**		0.19	U	0.15	U	0.14	U	**3.6**		**12**		**12**		**9.1**		**2.5**		**3.1**		0.14	U	0.17	U	0.16	U	0.14	U	**2.7**	
OA14	OA14-SD0608-2211	6	8	**9.6**		0.16	U	**13**		0.19	U	0.15	U	0.14	U	**2.1**		**12**		**11**		**7.9**		**2.4**		**1.8**		0.14	U	0.17	U	0.16	U	0.14	U	**3.3**	
OA14	OA14-SD0812-2211	8	12	**16**		0.16	U	**18**		0.19	U	0.15	U	0.14	U	**3.3**		**16**		**15**		**12**		**3.7**		**2.9**		0.14	U	0.17	U	0.16	U	0.14	U	**5.1**	
OA14	OA14-SD1216-2211	12	16	**28**		0.17	U	**29**		0.2	U	0.16	U	0.14	U	0.22	U	**28**		**31**		**23**		**6.1**		0.15	U	0.15	U	0.18	U	0.17	U	0.15	U	**8.7**	
OA14	OA14-SD1620-2211	16	20	**23**		0.19	U	**26**		0.22	U	0.17	U	0.16	U	**4.3**		**24**		**22**		**19**		**6.3**		**6.3**		0.16	U	0.2	U	0.18	U	0.16	U	**5.8**	
OA14	OA14-SD2024-2211	20	24	**27**		0.17	U	**31**		0.2	U	0.16	U	0.15	U	**4.9**		**24**		**23**		**20**		**7.6**		0.15	U	0.15	U	0.18	U	0.17	U	0.15	U	**11**	
OA14	OA14-SD2428-2211	24	28	**93**		0.2	U	**80**		0.23	U	0.19	U	0.17	U	0.26	U	**100**		**200**		**67**		**40**		**15**		0.18	U	0.21	U	0.2	U	0.18	U	**36**	
OA14	OA14-SD2832-2211	28	32	**140**		**110**		**120**		0.23	U	0.18	U	0.17	U	**27**		**85**		**91**		**74**		**20**		0.17	U	**14**		0.21	U	0.19	U	0.17	U	**33**	
OA14	OA14-SD3236-2211	32	36	**74**		0.18	U	**63**		0.21	U	0.17	U	0.16	U	**8.6**		**64**		**62**		**49**		**12**		**13**		0.16	U	0.19	U	0.18	U	0.16	U	**20**	
OA14	OA14-SD3640-2211	36	40	**20**		0.16	U	**20**		0.19	U	0.15	U	0.14	U	**4.3**		**20**		**20**		**15**		**4**		**3.6**		0.14	U	0.17	U	0.16	U	0.14	U	**5.9**	
OA14	OA14-SD4044-2211	40	44	**28**		0.16	U	**24**		0.19	U	0.15	U	0.14	U	**3.8**		**22**		**23**		**18**		**5.5**		**5.2**		0.14	U	0.17	U	0.16	U	0.14	U	**6.6**	
OA14	OA14-SD4448-2211	44	48	**10**		0.15	U	**10**		0.18	U	0.14	U	0.13	U	**1.6**		**9.9**		**9.4**		**7.1**		**1.9**		**1.1**		**4**		0.16	U	0.15	U	0.13	U	**2.2**	
OA14	OA14-SD4852-2211	48	52	**5.8**		0.15	U	**5.1**		0.18	U	0.14	U	0.13	U	**1.4**		**9**		**7.1**		**3.4**		**1.2**		**0.98**		0.13	U	0.16	U	0.15	U	0.13	U	**1.2**	
OA14	OA14-SD5256-2211	52	56	**4.3**		0.15	U	**4**		0.17	U	0.14	U	0.13	U	**1.3**		**4.1**		**5.2**		**2.5**		**0.77**		**0.8**		**0.46**		0.15	U	0.14	U	0.13	U	**0.95**	
OA14	OA14-SD5660-2211	56	60	**11**		0.15	U	**10**		0.18	U	0.14	U	0.13	U	**2**		**9.6**		**10**		**7.8**		**2.3**		**1**		0.14	U	0.16	U	0.15	U	0.14	U	**2.2**	
OA15	OA15-SD0002-2211	0	2	**18**		0.18	U	**18**		0.21	U	0.17	U	0.16	U	**3.5**		**18**		**19**		**14**		**3.9**		**3.3**		0.16	U	0.19	U	0.18	U	0.16	U	**5.2**	
OA15	OA15-SD0204-2211	2	4	**25**		0.19	U	**27**		0.22	U	0.17	U	0.16	U	0.24	U	**22**		**20**		**18**		**6.1**		0.17	U	0.16	U	0.2	U	0.18	U	0.16	U	**5.4**	
OA15	OA15-SD0406-2211	4	6	**19**		0.17	U	**21**		0.19	U	0.15	U	0.14	U	**3.7**		**20**		**22**		**16**		**4.5**		**6.8**		0.15	U	0.18	U	0.16	U	0.15	U	**5.5**	
OA15	OA15-SD0608-2211	6	8	**35**		0.17	U	**26**		0.19	U	0.16	U	0.14	U	**17**		**26**		**28**		**19**		**7**		0.15	U	**6**		0.18	U	0.16	U	0.15	U	**14**	
OA15	OA15-SD0812-2211	8	12	**22**		0.17	U	**24**		0.2	U	0.16	U	0.15	U	**4.9**		**25**		**27**		**18**		**5.6**		**5**		0.15	U	0.18	U	0.17	U	0.15	U	**8.1**	
OA15	OA15-SD1216-2211	12	16	**49**		0.17	U	**41**		0.2	U	0.16	U	0.14	U	**8.6**		**54**		**41**		**29**		**18**		**9.7**		0.15	U	0.18	U	0.17	U	0.15	U	**12**	
OA15	OA15-SD1620-2211	16	20	**7.5**		0.15	U	**9.6**		0.18	U	0.14	U	0.13	U	0.2	U	**11**		**10**		**7.2**		**4.3**		0.13	U	**6.1**		0.16	U	0.15	U	0.13	U	**2.5**	
OA15	OA15-SD2024-2211	20	24	**39**	**J**	0.15	U	**38**	**J**	0.17	U	0.14	U	0.13	U	**8.6**	**J**	**54**	**J**	**48**	**J**	**41**	**J**	**12**	**J**	**11**	**J**	0.13	U	0.16	U	0.15	U	0.13	U	**13**	**J**
OA15	OA15-SD2428-2211	24	28	**3.2**		0.15	U	**4**		0.17	U	0.14	U	0.13	U	**2.3**		**5.1**		**5.5**		**2.9**		**1.7**		0.13	U	0.13	U	0.16	U	0.15	U	0.13	U	**1.8**	
OA15	OA15-SD2832-2211	28	32	**31**		0.16	U	**32**		0.19	U	0.15	U	0.14	U	**8.5**		**41**		**36**		**26**		**7.1**		**19**		0.14	U	0.17	U	0.16	U	0.14	U	**9**	
OA15	OA15-SD3236-2211	32	36	**2**		0.15	U	**1.8**		0.17	U	0.14	U	0.13	U	0.19	U	**2.2**		**1.6**		**1.8**		**0.5**		0.13	U	0.13	U	0.16	U	0.15	U	0.13	U	0.15	U
OA15	OA15-SD3640-2211	36	40	**5.9**		0.15	U	**4.1**		0.18	U	0.14	U	0.13	U	0.2	U	**6.1**		**5.9**		**3.3**		**0.95**		0.14	U	0.13	U	0.16	U	0.15	U	0.13	U	0.15	U
OA15	OA15-SD4044-2211	40	44	0.26	U	0.15	U	0.29	U	0.17	U	0.14	U	0.13	U	0.19	U	0.34	U	0.34	U	0.15	U	0.13	U	0.13	U	0.13	U	0.16	U	0.15	U	0.13	U	0.15	U
OA15	OA15-SD4448-2211	44	48	0.27	U	0.16	U	0.3	U	0.18	U	0.14	U	0.13	U	0.2	U	0.35	U	0.35	U	0.16	U	0.13	U	0.14	U	0.14	U	0.16	U	0.15	U	0.14	U	0.15	U
OA15	OA15-SD4852-2211	48	52	0.27	U	0.15	U	0.3	U	0.18	U	0.14	U	0.13	U	0.2	U	0.34	U	0.35	U	0.16	U	0.13	U	0.14	U	0.13	U	0.16	U	0.15	U	0.13	U	0.15	U
OA16	OA16-SD0002-2211	0	2	**19**		0.19	U	**20**		0.22	U	0.17	U	0.16	U	**4.7**		**24**		**25**		**15**		**3.8**		**5.4**		0.16	U	0.2	U	0.18	U	0.16	U	**4.2**	
OA16	OA16-SD0204-2211	2	4	**26**		0.25	U	**27**		0.29	U	0.23	U	0.21	U	**5**		**29**		**37**		**19**		**5.2**		**3.9**		0.22	U	0.26	U	0.25	U	0.22	U	**11**	
OA16	OA16-SD0406-2211	4	6	**27**		0.17	U	**24**		0.2	U	0.16	U	0.15	U	**5.8**		**22**		**30**		**15**		**8.7**		**10**		0.15	U	0.18	U	0.17	U	0.15	U	**8.8**	
OA16	OA16-SD0608-2211	6	8	**51**		0.17	U	**54**		0.19	U	0.15	U	0.14	U	**9.3**		**64**		**66**		**43**		**15**		**7.1**		0.15	U	0.18	U	0.16	U	0.15	U	**16**	
OA16	OA16-SD0812-2211	8	12	**110**		0.18	U	**92**		0.21	U	0.17	U	0.15	U	**42**		**94**		**120**		**73**		**21**		**23**		0.16	U	0.19	U	0.18	U	0.16	U	**30**	
OA16	OA16-SD1216-2211	12	16	**61**		0.18	U	**56**		0.22	U	**4.5**		0.16	U	**15**		**61**		**82**		**50**		**13**		**9.2**		0.16	U	0.2	U	0.18	U	0.16	U	**24**	
OA16	OA16-SD1620-2211	16	20	**38**		0.16	U	**29**		0.18	U	0.15	U	0.14	U	**6.6**		**37**		**41**		**21**		**6.9**		**4.3**		0.14	U	0.17	U	0.16	U	0.14	U	**8.6**	
OA16	OA16-SD2024-2211	20	24	**16**		0.16	U	**13**		0.18	U	0.15	U	0.13	U	**2.6**		**12**		**17**		**9.9**		**2.6**		**1.9**		0.14	U	0.17	U	0.15	U	0.14	U	**6.5**	
OA16	OA16-SD2428-2211	24	28	**6**		0.16	U	**5.7**		**0.55**		0.14	U	0.13	U	**1.2**		**5.6**		**7.7**		**5.1**		**1.2**		**0.48**		0.14	U	0.16	U	0.15	U	0.14	U	**2.1**	
OA16	OA16-SD2832-2211	28	32	**5.1**		0.15	U	**5.4**		0.17	U	0.14	U	0.13	U	0.19	U	**8.8**		**6.2**		**3.2**		**1.1**		0.13	U	0.13	U	0.16	U	0.15	U	0.13	U	**1.2**	
OA16	OA16-SD3236-2211	32	36	**9.3**		0.32	U	**7.9**		0.37	U	0.29	U	0.27	U	**1.8**		**7.3**		**8.8**		**5.9**		**1.8**		0.28	U	0.28	U	0.33	U	0.31	U	0.28	U	**2.7**	
OA16	OA16-SD3640-2211	36	40	**3**		0.3	U	**1.5**		0.35	U	0.28	U	0.26	U	0.39	U	**1**	**J**	**1.6**		**1.2**		0.26	U	0.27	U	0.26	U	0.32	U	0.29	U	0.26	U	0.29	U
OA16	OA16-SD4044-2211	40	44	**1**		0.3	U	**1.1**		0.35	U	0.28	U	0.25	U	0.38	U	0.67	U	**1.1**		**0.38**	**J**	0.25	U	0.26	U	0.26	U	0.31	U	0.29	U	0.26	U	0.29	U
OA16	OA16-SD4448-2211	44	48	**2.2**		0.31	U	**1.7**		0.36	U	0.29	U	0.27	U	0.4	U	0.7	U	**1**	**J**	0.32	U	0.27	U	0.28	U	0.27	U	0.33	U	0.31	U	0.27	U	0.3	U
OA16	OA16-SD4852-2211	48	52	**7.2**		0.31	U	**4.9**		0.36	U	0.28	U	0.26	U	**0.8**		**4**		**4.7**		**3.1**		**0.72**		0.27	U	0.27	U	0.32	U	0.3	U	0.27	U	**2**	

Table 1. Sediment PCB Results
Second MNR Report
Palos Verdes Shelf
Los Angeles County, California

Location ID	Sample ID	Top of Sample (cm)	Bottom of Sample (cm)	PCB-177	Q	PCB-180	Q	PCB-183	Q	PCB-187	Q	PCB-189	Q	PCB-194	Q	PCB-195	Q	PCB-201	Q	PCB-203	Q	PCB-206	Q	PCB-209	Q	Total PCB - Short List	Q	Total PCB - Expanded List	Q
OA14	OA14-SD0002-2211	0	2	**1.1**		**3.8**		**1.1**		**2.4**		0.13	U	0.19	U	0.1	U	0.23	U	**0.57**		0.19	U	0.15	U	**76**	**J**	**120**	**J**
OA14	OA14-SD0204-2211	2	4	**2**		**7.7**		**1.8**		**3.9**		0.13	U	**2.2**		0.098	U	0.22	U	**1.6**		**0.71**		**1.5**		**94**		**150**	
OA14	OA14-SD0406-2211	4	6	**1.5**		**6.2**		**1.4**		**3.1**		0.12	U	0.17	U	0.094	U	0.21	U	**1.4**		**1.1**		**0.62**		**120**		**180**	
OA14	OA14-SD0608-2211	6	8	**1.1**		**6.1**		**1.3**		**2.8**		0.12	U	**1.5**		0.093	U	0.21	U	**1.5**		**0.68**		**1.4**		**110**		**180**	
OA14	OA14-SD0812-2211	8	12	**1.9**		**8.9**		**1.9**		**4.5**		0.26	U	0.17	U	0.38	U	0.21	U	**2.8**		0.17	U	**1.6**		**160**		**260**	
OA14	OA14-SD1216-2211	12	16	**3.3**		**19**		**3.8**		**7.1**		0.13	U	0.18	U	0.098	U	0.22	U	**2.9**		0.18	U	0.15	U	**260**		**420**	
OA14	OA14-SD1620-2211	16	20	**2.1**		**14**		**3.1**		**7.2**		0.14	U	0.19	U	0.11	U	0.24	U	**5.1**		0.2	U	**2.3**		**240**		**380**	
OA14	OA14-SD2024-2211	20	24	**2**		**18**		**2.8**		**5.9**		0.13	U	0.18	U	0.1	U	0.22	U	**3.9**		0.18	U	0.15	U	**260**		**400**	
OA14	OA14-SD2428-2211	24	28	**6**		**55**		**8.8**		**26**		0.15	U	0.21	U	0.12	U	0.26	U	**11**		**17**		**11**		**1200**		**1800**	
OA14	OA14-SD2832-2211	28	32	**6.1**		**47**		**9**		**25**		0.15	U	0.2	U	0.11	U	**2.8**		**10**		**6.3**		**8.6**		**1200**		**1800**	
OA14	OA14-SD3236-2211	32	36	**6.3**		**34**		**7.1**		**17**		0.14	U	**9.1**		0.11	U	0.24	U	**9.6**		**8.1**		**6.9**		**680**		**1100**	
OA14	OA14-SD3640-2211	36	40	**2.5**		**11**		**2.1**		**4.5**		0.12	U	0.17	U	0.095	U	0.21	U	**2.6**		**2.9**		**2.4**		**200**		**320**	
OA14	OA14-SD4044-2211	40	44	**2.1**		**13**		**2.6**		**6.5**		0.12	U	**2.7**		0.095	U	0.21	U	**4.5**		**3.2**		**3.4**		**260**		**410**	
OA14	OA14-SD4448-2211	44	48	**0.95**		**5**		**1.2**		**2.3**		0.11	U	**1.1**		0.089	U	**0.27**	**J**	**1.4**		**1.2**		**0.94**		**100**		**160**	**J**
OA14	OA14-SD4852-2211	48	52	**0.74**		**1.9**		**0.34**		**0.75**		0.11	U	0.16	U	0.088	U	0.2	U	0.099	U	0.16	U	0.13	U	**48**		**72**	
OA14	OA14-SD5256-2211	52	56	0.13	U	**1.1**		0.17	U	0.12	U	0.11	U	0.15	U	0.085	U	0.19	U	0.095	U	0.15	U	0.13	U	**27**		**40**	
OA14	OA14-SD5660-2211	56	60	**1.2**		**5**		**1**		**2.4**		0.11	U	0.16	U	0.09	U	0.2	U	**1.5**		0.16	U	**0.28**	**J**	**100**	**J**	**160**	**J**
OA15	OA15-SD0002-2211	0	2	**2.2**		**8.2**		**2**		**4.6**		0.13	U	0.19	U	0.11	U	0.24	U	**2.6**		**2.4**		**3.9**		**160**		**250**	
OA15	OA15-SD0204-2211	2	4	**4**		**14**		**3.1**		**7.1**		0.14	U	0.2	U	0.11	U	0.24	U	**2.1**		**5.9**		**3.1**		**190**		**300**	
OA15	OA15-SD0406-2211	4	6	**2.7**		**12**		**2.5**		**5.3**		0.12	U	**3.5**		0.097	U	0.22	U	**2.8**		**3.7**		**3.1**		**190**		**300**	
OA15	OA15-SD0608-2211	6	8	**5.1**		**15**		**3.2**		**5.8**		0.12	U	**5.1**		0.097	U	0.22	U	**5.3**		**5.2**		**7.6**		**270**		**420**	
OA15	OA15-SD0812-2211	8	12	**3.2**		**13**		**3.1**		**6.4**		0.13	U	**3.2**		0.1	U	0.22	U	**3.6**		0.18	U	**2.9**		**230**		**350**	
OA15	OA15-SD1216-2211	12	16	**6.2**		**28**		**4.8**		**11**		0.27	U	**9.1**		0.39	U	**1.5**		**5.6**		**4.1**		**6.4**		**390**		**610**	
OA15	OA15-SD1620-2211	16	20	**1.7**		**4.6**		**1.1**		**2.8**		0.24	U	0.16	U	0.35	U	0.2	U	0.28	U	0.16	U	0.13	U	**86**		**130**	
OA15	OA15-SD2024-2211	20	24	**4.8**	**J**	**22**	**J**	**5**	**J**	**11**	**J**	0.24	U	**7.3**	**J**	0.34	U	0.19	U	**5.4**	**J**	**4.5**	**J**	**5.6**	**J**	**390**	**J**	**600**	**J**
OA15	OA15-SD2428-2211	24	28	0.13	U	**1.9**		0.17	U	0.13	U	0.24	U	0.16	U	0.35	U	0.2	U	0.28	U	0.16	U	0.13	U	**39**		**56**	
OA15	OA15-SD2832-2211	28	32	**3.7**		**18**		**4.3**		**9.3**		0.26	U	**7.2**		0.37	U	0.21	U	**5.2**		**3**		**4.1**		**340**		**510**	
OA15	OA15-SD3236-2211	32	36	0.13	U	**1.2**		0.17	U	0.12	U	0.24	U	0.16	U	0.35	U	0.19	U	0.28	U	0.16	U	0.13	U	**13**		**22**	
OA15	OA15-SD3640-2211	36	40	0.14	U	**2**		**0.56**		**1.3**		0.25	U	0.16	U	0.35	U	0.2	U	0.28	U	0.16	U	0.13	U	**34**		**55**	
OA15	OA15-SD4044-2211	40	44	0.13	U	0.26	U	0.17	U	0.12	U	0.24	U	0.16	U	0.35	U	0.2	U	0.28	U	0.16	U	0.13	U	0	U	0	U
OA15	OA15-SD4448-2211	44	48	0.14	U	0.27	U	0.18	U	0.13	U	0.25	U	0.16	U	0.36	U	0.2	U	0.29	U	0.16	U	0.14	U	0	U	0	U
OA15	OA15-SD4852-2211	48	52	0.14	U	0.27	U	0.18	U	0.13	U	0.25	U	0.16	U	0.35	U	0.2	U	0.28	U	0.16	U	0.13	U	0	U	0	U
OA16	OA16-SD0002-2211	0	2	**2.2**		**10**		**2.5**		**4.6**		0.3	U	**3.2**		0.43	U	**0.6**		**2.6**		**2.8**		**1.8**		**190**		**290**	
OA16	OA16-SD0204-2211	2	4	**4.5**		**19**		**3.7**		**9.3**		0.19	U	**5.7**		0.14	U	0.32	U	**5.3**		**3.4**		**3.4**		**250**		**390**	
OA16	OA16-SD0406-2211	4	6	**3.4**		**14**		**3**		**7.6**		0.13	U	0.18	U	0.1	U	0.22	U	**3.2**		**2.1**		**3.1**		**220**		**340**	
OA16	OA16-SD0608-2211	6	8	**7**		**31**		**7**		**14**		0.12	U	0.17	U	0.097	U	0.22	U	**5.9**		**3.4**		**3**		**470**		**740**	
OA16	OA16-SD0812-2211	8	12	**19**		**64**		**16**		**30**		0.13	U	**15**		0.1	U	**3.8**		**15**		**6.9**		**11**		**910**		**1500**	
OA16	OA16-SD1216-2211	12	16	**7.7**		**39**		**8.6**		**18**		0.14	U	**11**		**8.7**		**2**		**9.2**		**9**		**10**		**620**		**960**	
OA16	OA16-SD1620-2211	16	20	**5.9**		**17**		**5**		**10**		0.12	U	0.17	U	0.092	U	0.21	U	**4.6**		**4.8**		**7.5**		**270**		**420**	
OA16	OA16-SD2024-2211	20	24	**1.8**		**7.6**		**1.4**		**3.7**		0.12	U	**1.7**		0.091	U	0.2	U	**2.5**		0.17	U	**2.6**		**120**		**190**	
OA16	OA16-SD2428-2211	24	28	**0.9**		**3.5**		**0.99**		**2.4**		0.12	U	0.16	U	0.091	U	0.2	U	0.1	U	0.16	U	0.14	U	**57**		**88**	
OA16	OA16-SD2832-2211	28	32	0.13	U	**2.5**		**0.64**		**1.4**		0.11	U	0.15	U	0.086	U	0.19	U	0.096	U	0.16	U	0.13	U	**55**		**82**	
OA16	OA16-SD3236-2211	32	36	**1**		**3.8**		**0.78**		**1.8**		0.23	U	0.33	U	0.18	UJ	0.41	U	0.21	U	0.33	U	0.27	UJ	**83**	**J**	**130**	**J**
OA16	OA16-SD3640-2211	36	40	0.26	U	**0.36**	**J**	0.34	U	0.25	U	0.22	U	0.31	U	0.17	UJ	0.39	U	0.19	U	0.32	U	0.26	UJ	**12**	**J**	**21**	**J**
OA16	OA16-SD4044-2211	40	44	0.26	U	0.23	U	0.34	U	0.25	U	0.22	U	0.31	U	0.17	UJ	0.39	U	0.19	U	0.31	U	0.26	UJ	**4.1**		**6.7**	**J**
OA16	OA16-SD4448-2211	44	48	0.28	U	0.24	U	0.36	U	0.26	U	0.23	U	0.33	U	0.18	UJ	0.41	U	0.2	U	0.33	U	0.27	UJ	**4.8**	**J**	**8.6**	**J**
OA16	OA16-SD4852-2211	48	52	**0.76**		**1.5**		0.35	U	**0.63**		0.23	U	0.32	U	0.18	UJ	0.4	U	0.2	U	0.32	U	0.27	UJ	**38**	**J**	**63**	**J**

Table 1. Sediment PCB Results
Second MNR Report
Palos Verdes Shelf
Los Angeles County, California

Location ID	Sample ID	Top of Sample (cm)	Bottom of Sample (cm)	PCB-5/8	Q	PCB-18	Q	PCB-28	Q	PCB-31	Q	PCB-37	Q	PCB-44	Q	PCB-49	Q	PCB-52	Q	PCB-66	Q	PCB-70	Q	PCB-74	Q	PCB-77	Q	PCB-81	Q	PCB-87	Q	PCB-99	Q	PCB-101	Q	PCB-105	Q
OA16	OA16-SD0002-2211FD	0	2	**1.5**		**3.7**		**7.7**		**7.6**		0.29	U	**18**		**12**		**19**		**19**		**18**		**9.5**		**1.9**		0.32	U	**12**		**12**		**24**		**9.6**	
OA16	OA16-SD0204-2211FD	2	4	**2.7**		0.3	U	**12**		**11**		0.25	U	**17**		**13**		**23**		**26**		**23**		**17**		**4.6**		0.28	U	**11**		**17**		**36**		**14**	
OA16	OA16-SD0406-2211FD	4	6	**2.6**		**6**		**9.7**		**9.4**		0.27	U	**31**		**18**		**23**		**25**		**21**		**12**		**2.1**		0.3	U	**17**		**14**		**26**		**12**	
OA16	OA16-SD0608-2211FD	6	8	**4.6**		**17**		**22**		**18**		0.29	U	**64**		**25**		**45**		**48**		**44**		**24**		**4.7**		0.32	U	**40**		**25**		**51**		**21**	
OA16	OA16-SD0812-2211FD	8	12	**3**		**9.1**		**14**		**13**		0.26	U	**36**		**17**		**30**		**29**		**28**		**13**		**3.7**		0.29	U	**31**		**15**		**34**		**16**	
OA16	OA16-SD1216-2211FD	12	16	**3.5**		**9.4**		**12**		**10**		0.25	U	**26**		**13**		**26**		**21**		**20**		**11**		**2.8**		0.28	U	**22**		**13**		**30**		**12**	
OA16	OA16-SD1620-2211FD	16	20	**1.6**		**0.6**		**2.1**		**2**		0.23	U	**5.6**		**2.7**		**4.7**		**3.7**		**3**		**2.4**		0.28	U	0.25	U	**2**		**3.1**		**5.9**		**1.5**	
OA16	OA16-SD2024-2211FD	20	24	**1.1**		**2.4**		**2.1**		**1.8**		0.23	U	**4.8**		**3.2**		**5.9**		**5.5**		**4.7**		**2.5**		0.27	U	0.25	U	**3**		**6.4**		**9**		**1.8**	
OA16	OA16-SD2428-2211FD	24	28	**0.56**		0.13	U	**1.1**		**1.2**		0.11	U	**2.1**		**1.2**		**2.2**		**2.6**		**2.4**		**1.1**		0.13	U	0.12	U	**1.5**		**2.2**		**3.7**		**1.8**	
OA16	OA16-SD2832-2211FD	28	32	0.31	U	0.26	U	0.27	U	0.24	U	0.22	U	**0.48**	**J**	0.3	U	**0.39**	**J**	0.3	U	0.25	U	0.28	U	0.26	U	0.24	U	0.34	U	0.24	U	0.3	U	0.29	U
OA16	OA16-SD3236-2211FD	32	36	**0.58**	**J**	0.27	U	**1.3**		**1.5**		0.23	U	**3.5**		**2.3**		**2.5**		**4.7**		**2.7**		**1.8**		0.27	U	0.25	U	**1.7**		**3**		**6**		**2.4**	
OA16	OA16-SD3640-2211FD	36	40	0.16	U	0.13	U	0.14	U	0.12	U	0.11	U	0.17	U	0.15	U	0.11	U	0.15	U	0.13	U	0.14	U	0.13	U	0.12	U	0.17	U	0.12	U	0.15	U	0.15	U
OA17	OA17-SD0002-2211	0	2	**0.62**	**J**	**1.5**		**2.5**		**3.5**		0.26	U	**4.8**		**3.4**		**4.6**		**5.3**		**5.8**		**3.1**		0.32	U	0.29	U	**4.9**		**4.7**		**7.1**		**2.2**	
OA17	OA17-SD0204-2211	2	4	0.34	U	**3.4**		**4.2**		**5.9**		0.24	U	**8.4**		**5.2**		**8.5**		**10**		**10**		**4.6**		**0.99**		0.26	U	**5**		**5.1**		**12**		**3.4**	
OA17	OA17-SD0406-2211	4	6	**6.6**		**11**		**19**		**25**		0.24	U	**28**		**17**		**33**		**38**		**44**		**20**		**4.1**		0.26	U	**30**		**21**		**36**		**11**	
OA17	OA17-SD0608-2211	6	8	**15**		**64**		**84**		**120**		**15**		**190**		**120**		**200**		**220**		**240**		**110**		**12**		0.3	U	**110**		**71**		**140**		**65**	
OA17	OA17-SD0812-2211	8	12	0.37	U	**16**		**22**		**20**		0.26	U	**34**		**23**		**36**		**42**		**41**		**21**		**5.2**		0.29	U	**18**		**19**		**41**		**20**	
OA17	OA17-SD1216-2211	12	16	0.83	U	**7.7**		**9.6**		**9.7**		0.58	U	**15**		**9.9**		**17**		**19**		**18**		**9.7**		0.69	U	0.64	U	**6.3**		**7.3**		**20**		**11**	
OA17	OA17-SD1620-2211	16	20	**2.1**		**5.1**		**8.5**		**7.6**		0.11	U	**14**		**8.8**		**14**		**12**		**11**		**5.3**		**0.71**		0.12	U	**3.3**		**5**		**12**		**3.3**	
OA17	OA17-SD2024-2211	20	24	0.82	U	**6.4**		**5**		**3.7**		0.57	U	**8.3**		**4.7**		**8.2**		**11**		**9.3**		**4.7**		0.69	U	0.63	U	**3.3**		0.62	U	**10**		**9.3**	
OA17	OA17-SD2428-2211	24	28	**0.72**		**1**		**1.7**		**1.4**		0.11	U	**2.4**		**1.9**		**2.5**		**3.3**		**3.1**		**1.5**		**0.24**	**J**	0.12	U	**1.2**		**1.7**		**3.8**		**1.5**	
OA17	OA17-SD2832-2211	28	32	**0.39**	**J**	**2.3**		**0.86**		**0.81**		0.11	U	**1.2**		**1**		**1.6**		**2.1**		**1.9**		**0.87**		0.13	U	0.12	U	**1.2**		**1.8**		**3.1**		**1.1**	
OA17	OA17-SD3236-2211	32	36	**0.45**	**J**	**0.94**		**1.3**		**0.94**		0.11	U	**2.3**		**1.7**		**2.4**		**2.9**		**2.6**		**1.2**		0.13	U	0.12	U	**1.3**		**2**		**3.8**		**1.5**	
OA17	OA17-SD3640-2211	36	40	**0.51**	**J**	0.13	U	**1.5**		**1.1**		0.11	U	**1.7**		**1.4**		**2.1**		**2.4**		**1.7**		**0.98**		0.13	U	0.12	U	**0.89**		**1.6**		**2.8**		**2.1**	
OA17	OA17-SD4044-2211	40	44	**0.49**	**J**	0.25	U	**1.7**		0.24	U	0.22	U	**1.9**		**0.87**		**1.5**		**1.5**		**0.57**		**0.37**	**J**	0.26	U	0.24	U	**0.68**		**0.97**		**2.2**		**1.3**	
OA18	OA18-SD0002-2211	0	2	0.97	U	0.8	U	**2.8**		**2.2**		0.68	U	**4.6**		**3**		**4.4**		**7.7**		**4.7**		**3**		0.81	U	0.75	U	1.1	U	**4.2**		**9**		**13**	
OA18	OA18-SD0204-2211	2	4	0.93	U	0.77	U	**3.5**		**2**		0.65	U	**4.6**		0.89	U	**6**		**10**		**6.1**		**3.8**		0.78	U	0.72	U	**3.9**		0.7	U	**11**		**7.6**	
OA18	OA18-SD0406-2211	4	6	0.92	U	0.76	U	**4**		**2.5**		0.64	U	**6**		**5.6**		**6.4**		**10**		**6.9**		**3.7**		0.77	U	0.7	U	**4.7**		0.69	U	**13**		**14**	
OA18	OA18-SD0608-2211	6	8	0.91	U	0.75	U	**8.6**		**7.6**		0.63	U	**13**		**10**		**16**		**22**		**14**		**8.7**		0.76	U	0.7	U	**9**		**14**		**27**		**9**	
OA18	OA18-SD0812-2211	8	12	0.92	U	0.76	U	**6.9**		**3.7**		0.64	U	**9.2**		**7.3**		**9.7**		**15**		**10**		**6**		0.77	U	0.71	U	**6.2**		**9.3**		**18**		**17**	
OA18	OA18-SD1216-2211	12	16	0.96	U	0.79	U	**9.2**		**6.4**		0.67	U	**17**		**14**		**20**		**28**		**19**		**12**		0.8	U	0.74	U	**13**		0.72	U	**31**		**16**	
OA18	OA18-SD1620-2211	16	20	1	U	**12**		**23**		**16**		0.7	U	**32**		**20**		**41**		**45**		**39**		**20**		0.83	U	0.77	U	1.1	U	**24**		**54**		**40**	
OA18	OA18-SD2024-2211	20	24	0.86	U	0.71	U	**5.9**		**4**		0.6	U	**8.6**		**6.3**		**10**		**12**		**7.9**		**5.1**		0.72	U	0.66	U	0.94	U	**7.7**		**15**		**7.1**	
OA18	OA18-SD2428-2211	24	28	0.82	U	0.67	U	**3.3**		**1.6**		0.57	U	**4.8**		**3.6**		**4.9**		**7.3**		**4.7**		**2.8**		0.68	U	0.63	U	**2.6**		0.62	U	**8**		**9.4**	
OA18	OA18-SD2832-2211	28	32	**0.88**	**J**	0.65	U	**2**		**0.96**	**J**	0.55	U	**1.9**		**0.91**	**J**	**2**		**1.4**		**1.1**	**J**	**1.2**	**J**	0.66	U	0.61	U	**0.98**	**J**	0.6	U	**2.4**		**3.7**	
OA19	OA19-SD0002-2211	0	2	0.97	U	0.8	U	**2**		**1.4**	**J**	0.68	U	**3.1**		**1.7**		**4.1**		**5.2**		**4.5**		**2**		0.81	U	0.75	U	**2.3**		**4.1**		**7.9**		**12**	
OA19	OA19-SD0204-2211	2	4	0.91	U	0.75	U	**4.7**		**1.5**	**J**	0.63	U	**3.9**		**2.7**		**3.7**		**6.5**		**4.9**		**2.8**		0.76	U	0.7	U	0.99	U	**4.3**		**7.3**		**13**	
OA19	OA19-SD0406-2211	4	6	0.84	U	0.69	U	**3.2**		**1.8**		0.59	U	**5**		**3.2**		**5.3**		**7.4**		**5.2**		**2.7**		0.7	U	0.64	U	**2.9**		0.63	U	**8.4**		**15**	
OA19	OA19-SD0608-2211	6	8	0.86	U	0.71	U	**2.7**		**2.1**		0.6	U	**4**		**3.2**		**4.4**		**7.9**		**5.9**		**3.5**		0.72	U	0.66	U	**2.9**		**5**		**9.2**		**11**	
OA19	OA19-SD0812-2211	8	12	**1.7**		**3.5**		**5.8**		**3.8**		0.26	U	**9.2**		**6.5**		**9.2**		**13**		**10**		**6.4**		**1.8**		0.28	U	**5.2**		**7.2**		**16**		**7.5**	
OA19	OA19-SD1216-2211	12	16	**1.9**		**3.9**		**5.8**		**4.6**		0.24	U	**11**		**6.5**		**9.9**		**13**		**12**		**6.2**		**1.7**		0.26	U	**5.3**		**7.8**		**17**		**6.1**	
OA19	OA19-SD1620-2211	16	20	**2.9**		**4.7**		**9.8**		**5.4**		0.26	U	**13**		**8.2**		**15**		**17**		**16**		**7.4**		**2**		0.29	U	**7.7**		**10**		**24**		**8.8**	
OA19	OA19-SD2024-2211	20	24	**0.99**	**J**	0.27	U	**2.6**		**1.3**		0.23	U	**4.2**		**2.6**		**3.3**		**4.3**		**3.6**		**1.7**		0.27	U	0.25	U	**1.6**		**3.6**		**6**		**1.6**	
OA19	OA19-SD2428-2211	24	28	**1.2**		0.27	U	**2**		**2**		0.23	U	**4.1**		**1.8**		**4.2**		**5.5**		**3.3**		**2.1**		0.27	U	0.25	U	**1.9**		**3.9**		**6.6**		**2.1**	
OA19	OA19-SD2832-2211	28	32	**0.66**	**J**	0.26	U	**1.2**		**1**		0.22	U	**2.6**		**1.3**		**2.8**		**2.8**		**2.3**		**1.6**		**0.29**	**J**	0.24	U	**1.3**		**2.5**		**4**		**1.3**	
OA19	OA19-SD3236-2211	32	36	**0.34**	**J**	0.26	U	**0.83**		**0.54**	**J**	0.22	U	**1.4**		**0.88**		**1.2**		**1.6**		**1.3**		**1**		0.27	U	0.24	U	**0.89**		**1.5**		**2.3**		**1.2**	
OA19	OA19-SD3640-2211	36	40	0.36	U	0.29	U	**5.4**		**1.9**		0.25	U	**7.3**		**4.5**		**7**		**8.8**		**7.1**		**4.2**		**0.96**		0.27	U	**3.6**		**6.2**		**11**		**3.8**	
OA19	OA19-SD4044-2211	40	44	**0.42**	**J**	0.26	U	**1.1**		**0.45**	**J**	0.22	U	**2**		**1.5**		**1.8**		**2.3**		**1.8**		**0.94**		0.26	U	0.24	U	**1.1**		**1.9**		**3.9**		**1.3**	
OA19	OA19-SD4448-2211	44	48	0.15	U	0.13	U	0.13	U	0.12	U	0.11	U	0.16	U	0.15	U	0.11	U	0.15	U	0.12	U	0.14	U	0.13	U	0.12	U	0.16	U	0.11	U	0.14	U	0.14	U
OA19	OA19-SD4852-2211	48	52	**0.62**	**J**	0.26	U	**1.3**		**0.73**		0.22	U	**2.2**		**1.2**		**1.6**		**2.5**		**1.9**		**0.97**		0.26	U	0.24	U	**0.91**		**1.4**		**3.8**		**1.7**	

Table 1. Sediment PCB Results
Second MNR Report
Palos Verdes Shelf
Los Angeles County, California

Location ID	Sample ID	Top of Sample (cm)	Bottom of Sample (cm)	PCB-110	Q	PCB-114	Q	PCB-118	Q	PCB-119	Q	PCB-123	Q	PCB-126	Q	PCB-128	Q	PCB-132/153	Q	PCB-138/158	Q	PCB-149	Q	PCB-151	Q	PCB-156	Q	PCB-157	Q	PCB-167	Q	PCB-168	Q	PCB-169	Q	PCB-170	Q
OA16	OA16-SD0002-2211FD	0	2	**20**		0.39	U	**19**		0.45	U	0.36	U	0.33	U	**2.8**		**18**		**23**		**14**		**4.4**		**1.5**		0.34	U	0.41	U	0.38	U	0.34	U	**6.9**	
OA16	OA16-SD0204-2211FD	2	4	**30**		0.34	U	**32**		0.39	U	0.31	U	0.29	U	**6.3**		**58**		**40**		**19**		**7.2**		**4.9**		0.3	U	0.36	U	0.33	U	0.3	U	**9.7**	
OA16	OA16-SD0406-2211FD	4	6	**29**		0.36	U	**29**		0.42	U	0.34	U	0.31	U	**4.6**		**22**		**28**		**18**		**5.7**		**1.7**		0.32	U	0.39	U	0.36	U	0.32	U	**9.8**	
OA16	OA16-SD0608-2211FD	6	8	**53**		0.39	U	**51**		0.45	U	**3.3**		0.33	U	**7.6**		**41**		**54**		**34**		**12**		**6.9**		0.34	U	0.41	U	0.38	U	0.34	U	**16**	
OA16	OA16-SD0812-2211FD	8	12	**44**		0.35	U	**34**		0.41	U	0.33	U	0.3	U	**4.1**		**27**		**31**		**19**		**7.6**		**2.5**		0.31	U	0.37	U	0.35	U	0.31	U	**11**	
OA16	OA16-SD1216-2211FD	12	16	**37**		0.34	U	**28**		0.4	U	0.32	U	0.29	U	**4.1**		**25**		**30**		**20**		**5.8**		**2.4**		0.3	U	0.36	U	0.34	U	0.3	U	**9.7**	
OA16	OA16-SD1620-2211FD	16	20	**4.5**		0.31	U	**2.9**		0.36	U	0.29	U	0.27	U	0.4	U	**2.8**		**3**		**2.5**		**0.95**		0.28	U	0.27	U	0.33	U	0.31	U	0.27	U	**1.2**	
OA16	OA16-SD2024-2211FD	20	24	**6.2**		0.31	U	**5.4**		0.36	U	0.28	U	0.26	U	**0.77**		**4.6**		**5.3**		**4.2**		**1.6**		0.27	U	0.27	U	0.32	U	0.3	U	0.27	U	**1.6**	
OA16	OA16-SD2428-2211FD	24	28	**3**		0.15	U	**3.4**		0.17	U	0.14	U	0.13	U	0.19	U	**5.8**		**3.5**		**2.4**		**0.8**		0.13	U	0.13	U	0.16	U	0.15	U	0.13	U	**1.5**	
OA16	OA16-SD2832-2211FD	28	32	**2.6**		0.29	U	0.22	U	0.34	U	0.27	U	0.25	U	0.38	U	0.65	U	0.66	U	0.3	U	**1.5**		0.26	U	0.26	U	0.31	U	0.29	U	0.26	U	0.28	U
OA16	OA16-SD3236-2211FD	32	36	**4.8**		0.3	U	**4.2**		0.35	U	0.28	U	0.26	U	0.39	U	**4.2**		**3.8**		**3.7**		**0.9**		0.27	U	0.27	U	0.32	U	0.3	U	0.27	U	0.29	U
OA16	OA16-SD3640-2211FD	36	40	0.12	U	0.15	U	0.11	U	0.17	U	0.14	U	0.13	U	0.19	U	0.33	U	0.34	U	0.15	U	0.13	U	0.13	U	0.13	U	0.16	U	0.15	U	0.13	U	0.14	U
OA17	OA17-SD0002-2211	0	2	**6.1**		0.35	U	**5.6**		0.41	U	0.33	U	0.3	U	0.46	U	**3.8**		**2.7**		**4.7**		**1.1**		0.31	U	0.31	U	0.37	U	0.35	U	0.31	U	**0.93**	
OA17	OA17-SD0204-2211	2	4	**9.3**		0.32	U	**8.5**		0.37	U	0.29	U	0.27	U	0.41	U	**8.7**		**5.3**		**6.4**		**1.9**		0.28	U	0.28	U	0.33	U	0.31	U	0.28	U	**2.2**	
OA17	OA17-SD0406-2211	4	6	**47**		0.32	U	**27**		0.37	U	0.3	U	0.27	U	**2.4**		**22**		**18**		**20**		**6.4**		**1.5**		0.28	U	0.34	U	0.31	U	0.28	U	**7.7**	
OA17	OA17-SD0608-2211	6	8	**130**		0.36	U	**120**		0.42	U	**7**		0.31	U	**15**		**89**		**110**		**56**		**15**		**14**		0.32	U	**2.1**		0.36	U	0.32	U	**25**	
OA17	OA17-SD0812-2211	8	12	**46**		0.35	U	**33**		0.41	U	0.32	U	0.3	U	**8.1**		**32**		**38**		**23**		**5.9**		**5**		0.31	U	0.37	U	0.34	U	0.31	U	**7.4**	
OA17	OA17-SD1216-2211	12	16	**22**		0.78	U	**15**		0.9	U	0.72	U	0.67	U	1	U	**16**		**17**		**11**		**2.3**		**2.1**		0.68	U	0.82	U	0.77	U	0.68	U	**2.9**	
OA17	OA17-SD1620-2211	16	20	**8.5**		0.15	U	**6.5**		0.17	U	0.14	U	0.13	U	**1.6**		**4.7**		**12**		**4.3**		**1.4**		**0.74**		0.13	U	0.16	U	0.15	U	0.13	U	**2.9**	
OA17	OA17-SD2024-2211	20	24	**11**		0.77	U	**7.4**		0.9	U	0.71	U	0.66	U	0.99	U	**9**		**8.8**		**6.3**		**1.3**	**J**	0.68	U	0.68	U	0.81	U	0.76	U	0.68	U	**1.5**	
OA17	OA17-SD2428-2211	24	28	**2.5**		0.15	U	**2.9**		0.17	U	0.14	U	0.13	U	0.19	U	**2.2**		**3.2**		**2.3**		**0.55**		0.13	U	0.13	U	0.16	U	0.14	U	0.13	U	**0.91**	
OA17	OA17-SD2832-2211	28	32	**2.1**		0.15	U	**2.4**		0.17	U	0.14	U	0.13	U	0.19	U	**2**		**2.3**		**1.6**		**0.32**		0.13	U	0.13	U	0.16	U	0.15	U	0.13	U	0.15	U
OA17	OA17-SD3236-2211	32	36	**5**		0.15	U	**4**		0.17	U	0.14	U	0.13	U	**0.58**		**2.4**		**3.3**		**2.8**		**0.77**		**0.19**	**J**	0.13	U	0.16	U	0.15	U	0.13	U	**0.88**	
OA17	OA17-SD3640-2211	36	40	**4.3**		0.15	U	**2.9**		0.17	U	0.14	U	0.13	U	0.19	U	**2.7**		**3.2**		**1.7**		**0.69**		0.13	U	0.13	U	0.16	U	0.15	U	0.13	U	0.15	U
OA17	OA17-SD4044-2211	40	44	**2.1**		0.29	U	**1.5**		0.34	U	0.27	U	0.25	U	0.37	U	**2**		**2.7**		**1.2**		0.25	U	0.26	U	0.25	U	0.31	U	0.28	U	0.25	U	0.28	U
OA18	OA18-SD0002-2211	0	2	**10**		0.91	U	**7.1**		1.1	U	0.84	U	0.78	U	1.2	U	**7.7**		**10**		**5.5**		**1.3**	**J**	0.81	U	0.8	U	0.96	U	0.9	U	0.8	U	**1.6**	**J**
OA18	OA18-SD0204-2211	2	4	**13**		0.87	U	**9.1**		1	U	0.81	U	0.75	U	1.1	U	**11**		**13**		**7.8**		**1.5**	**J**	0.78	U	0.77	U	0.92	U	0.86	U	0.77	U	**2.3**	
OA18	OA18-SD0406-2211	4	6	**15**		0.86	U	**9.2**		1	U	0.8	U	0.74	U	1.1	U	**11**		**12**		**7.2**		**1.9**		0.76	U	0.75	U	0.91	U	0.85	U	0.76	U	**2.7**	
OA18	OA18-SD0608-2211	6	8	**22**		0.85	U	**19**		0.99	U	0.79	U	0.73	U	1.1	U	**41**		**23**		**14**		**3.6**		0.76	U	0.75	U	0.9	U	0.84	U	0.75	U	**8.2**	
OA18	OA18-SD0812-2211	8	12	**20**		0.86	U	**21**		1	U	0.8	U	0.74	U	**3.6**		**16**		**15**		**10**		**2.8**		**1.7**		0.76	U	0.91	U	0.85	U	0.76	U	**5**	
OA18	OA18-SD1216-2211	12	16	**40**		0.9	U	**24**		1	U	0.83	U	0.77	U	1.2	U	**28**		**30**		**18**		**7.3**		**4.1**		0.79	U	0.95	U	0.89	U	0.79	U	**7.2**	
OA18	OA18-SD1620-2211	16	20	**61**		0.94	U	**62**		1.1	U	0.87	U	0.8	U	**11**		**50**		**54**		**36**		**9.9**		**5.5**		0.82	U	0.99	U	0.92	U	0.82	U	**12**	
OA18	OA18-SD2024-2211	20	24	**17**		0.81	U	**17**		0.94	U	0.75	U	0.69	U	1	U	**14**		**14**		**10**		**2.5**		0.72	U	0.71	U	0.86	U	0.8	U	0.71	U	**2.6**	
OA18	OA18-SD2428-2211	24	28	**9.2**		0.76	U	**5.7**		0.89	U	0.71	U	0.66	U	0.98	U	**6.9**		1.7	U	**4.8**		**1.6**		0.68	U	0.67	U	0.81	U	0.75	U	0.67	U	0.74	U
OA18	OA18-SD2832-2211	28	32	**2.8**		0.74	U	**2.9**		0.86	U	0.69	U	0.64	U	0.96	U	**2.8**		1.7	U	**1.3**	**J**	0.64	U	0.66	U	0.65	U	0.78	U	0.73	U	0.65	U	0.72	U
OA19	OA19-SD0002-2211	0	2	**8.9**		0.91	U	**5.2**		1.1	U	0.85	U	0.78	U	1.2	U	**5.9**		**6.2**		**4.7**		**0.89**	**J**	0.81	U	0.8	U	0.96	U	0.9	U	0.8	U	**2**	
OA19	OA19-SD0204-2211	2	4	**8.5**		0.85	U	**9.5**		0.99	U	0.79	U	0.73	U	1.1	U	**7.1**		**8.8**		**5.8**		**1.3**	**J**	0.76	U	0.75	U	0.9	U	0.84	U	0.75	U	**2.1**	
OA19	OA19-SD0406-2211	4	6	**10**		0.79	U	**6.4**		0.92	U	0.73	U	0.67	U	1	U	**8.4**		**6.9**		**4.4**		**1.1**	**J**	0.7	U	0.69	U	0.83	U	0.78	U	0.69	U	**2.1**	
OA19	OA19-SD0608-2211	6	8	**11**		0.81	U	**7.2**		0.94	U	0.75	U	0.69	U	1	U	**7.7**		**8.6**		**5.1**		**1.7**		0.72	U	0.71	U	0.85	U	0.79	U	0.71	U	**1.7**	
OA19	OA19-SD0812-2211	8	12	**18**		0.34	U	**12**		0.4	U	0.32	U	0.29	U	**2.9**		**21**		**14**		**9.3**		**2.4**		**1.7**		0.3	U	0.36	U	0.34	U	0.3	U	**3.4**	
OA19	OA19-SD1216-2211	12	16	**19**		0.32	U	**14**		0.37	U	0.3	U	0.27	U	**3.4**		**22**		**14**		**10**		**2.7**		**1.7**		0.28	U	0.34	U	0.32	U	0.28	U	**3.5**	
OA19	OA19-SD1620-2211	16	20	**26**		0.35	U	**18**		0.41	U	0.32	U	0.3	U	**3.4**		**33**		**21**		**14**		**4.1**		**2.6**		0.31	U	0.37	U	0.34	U	0.31	U	**5.9**	
OA19	OA19-SD2024-2211	20	24	**7.2**		0.31	U	**5.3**		0.36	U	0.28	U	0.26	U	**1.1**		**10**		**6.3**		**3.7**		**1.5**		0.27	U	0.27	U	0.32	U	0.3	U	0.27	U	0.3	U
OA19	OA19-SD2428-2211	24	28	**7**		0.3	U	**5.3**		0.35	U	0.28	U	0.26	U	**1.8**		**8.6**		**5.8**		**3.8**		**1.2**		0.27	U	0.27	U	0.32	U	0.3	U	0.27	U	0.29	U
OA19	OA19-SD2832-2211	28	32	**4.3**		0.3	U	**3.4**		0.35	U	0.28	U	0.26	U	0.39	U	**5.4**		**3.9**		**2.6**		**0.9**		0.27	U	0.26	U	0.32	U	0.3	U	0.26	U	0.29	U
OA19	OA19-SD3236-2211	32	36	**2.7**		0.3	U	**1.7**		0.35	U	0.28	U	0.26	U	**0.68**		**3.2**		**2**		**1.3**		**0.58**		0.27	U	0.26	U	0.32	U	0.29	U	0.26	U	0.29	U
OA19	OA19-SD3640-2211	36	40	**14**		0.33	U	**10**		0.39	U	0.31	U	0.29	U	**2.8**		**16**		**9.8**		**6.5**		**2.4**		**1.4**		0.29	U	0.35	U	0.33	U	0.29	U	**2.6**	
OA19	OA19-SD4044-2211	40	44	**3.1**		0.3	U	**2.9**		0.35	U	0.28	U	0.25	U	0.38	U	**4.2**		**2.7**		**1.7**		**0.74**		0.26	U	0.26	U	0.31	U	0.29	U	0.26	U	0.29	U
OA19	OA19-SD4448-2211	44	48	0.12	U	0.14	U	0.11	U	0.17	U	0.13	U	0.12	U	0.18	U	0.32	U	0.32	U	0.14	U	0.12	U	0.13	U	0.12	U	0.15	U	0.14	U	0.13	U	0.14	U
OA19	OA19-SD4852-2211	48	52	**3.3**		0.29	U	**2.7**		0.34	U	0.27	U	0.25	U	0.37	U	**4.6**		**3.9**		**1.8**		**0.68**		0.26	U	0.26	U	0.31	U	0.29	U	0.26	U	**0.67**	

Table 1. Sediment PCB Results
Second MNR Report
Palos Verdes Shelf
Los Angeles County, California

Location ID	Sample ID	Top of Sample (cm)	Bottom of Sample (cm)	PCB-177	Q	PCB-180	Q	PCB-183	Q	PCB-187	Q	PCB-189	Q	PCB-194	Q	PCB-195	Q	PCB-201	Q	PCB-203	Q	PCB-206	Q	PCB-209	Q	Total PCB - Short List	Q	Total PCB - Expanded List	Q
OA16	OA16-SD0002-2211FD	0	2	**2.2**		**8.6**		**2.6**		**4.8**		0.29	U	0.41	U	0.23	UJ	0.5	U	**1.5**		0.41	U	**3**	**J**	**190**	**J**	**310**	**J**
OA16	OA16-SD0204-2211FD	2	4	**3.8**		**16**		**3.6**		**8.2**		0.25	U	**4.3**		0.2	U	0.44	U	**5.8**		**7.5**		**17**		**330**		**500**	
OA16	OA16-SD0406-2211FD	4	6	**2.5**		**10**		**2.3**		**5.9**		0.27	U	**3.1**		0.21	UJ	0.47	U	**4.3**		**3.6**		**3.8**	**J**	**260**	**J**	**410**	**J**
OA16	OA16-SD0608-2211FD	6	8	**5.2**		**21**		**5.5**		**11**		0.29	U	**5.5**		0.23	UJ	0.5	U	**6.8**		**3.4**		**6**	**J**	**500**	**J**	**800**	**J**
OA16	OA16-SD0812-2211FD	8	12	**3.2**		**13**		**3.7**		**7.3**		0.26	U	0.37	U	0.21	UJ	0.46	U	**4.8**		0.37	U	**3**	**J**	**310**	**J**	**510**	**J**
OA16	OA16-SD1216-2211FD	12	16	**3.4**		**12**		**2.9**		**6.8**		0.25	U	**5.8**		0.2	UJ	0.45	U	**4.1**		**2.6**		**3.6**	**J**	**270**	**J**	**430**	**J**
OA16	OA16-SD1620-2211FD	16	20	0.27	U	**1.5**		**0.35**	**J**	**0.42**	**J**	0.23	U	0.32	U	0.18	UJ	0.4	U	0.2	U	0.33	U	0.27	UJ	**38**	**J**	**61**	**J**
OA16	OA16-SD2024-2211FD	20	24	**0.56**	**J**	**1.8**		0.35	U	**1**		0.23	U	0.32	U	0.18	UJ	0.4	U	0.2	U	0.32	U	0.27	UJ	**53**		**87**	**J**
OA16	OA16-SD2428-2211FD	24	28	0.13	U	**1.4**		**0.43**		**1.1**		0.11	U	0.15	U	0.086	U	0.19	U	0.096	U	0.16	U	0.13	U	**31**		**47**	
OA16	OA16-SD2832-2211FD	28	32	0.26	U	0.23	U	0.33	U	0.24	U	0.22	U	0.31	U	0.17	UJ	0.38	U	0.19	U	0.31	U	0.25	UJ	**0.87**	**J**	**5**	**J**
OA16	OA16-SD3236-2211FD	32	36	**0.76**		**1.6**		0.35	U	**0.63**		0.23	U	0.32	U	0.18	UJ	0.39	U	0.2	U	0.32	U	0.26	UJ	**35**	**J**	**59**	**J**
OA16	OA16-SD3640-2211FD	36	40	0.13	U	0.11	U	0.17	U	0.12	U	0.11	U	0.15	U	0.086	U	0.19	U	0.096	U	0.16	U	0.13	U	0	U	0	U
OA17	OA17-SD0002-2211	0	2	0.31	U	**1.4**		0.4	U	**0.54**	**J**	0.26	U	0.37	U	0.21	U	0.46	U	0.23	U	0.37	U	0.31	U	**44**	**J**	**81**	**J**
OA17	OA17-SD0204-2211	2	4	**0.74**		**2.3**		**0.69**		**1.6**		0.24	U	0.33	U	0.18	U	0.41	U	0.21	U	0.33	U	0.28	U	**79**		**130**	
OA17	OA17-SD0406-2211	4	6	**1.6**		**7.2**		**2**		**3.5**		0.24	U	0.33	U	0.19	U	0.41	U	**4.7**		0.34	U	0.28	U	**280**		**510**	
OA17	OA17-SD0608-2211	6	8	**8.4**		**37**		**11**		**19**		0.27	U	**8.7**		0.21	U	**2.6**		**10**		**5.8**		**5.5**		**1400**		**2500**	
OA17	OA17-SD0812-2211	8	12	**3.7**		**19**		**3.7**		**8.7**		0.26	U	**3.7**		0.2	U	0.45	U	**4**		**2.2**		**2.6**		**370**		**600**	
OA17	OA17-SD1216-2211	12	16	**1.8**		**7.1**		**1.5**		**3.7**		0.58	U	**1.2**	**J**	0.45	U	1	U	**1.1**	**J**	0.82	U	**0.78**	**J**	**160**	**J**	**270**	**J**
OA17	OA17-SD1620-2211	16	20	**1.4**		**4.6**		**0.7**		**2.3**		0.11	U	**1.1**		0.087	U	0.19	U	**0.98**		**1.3**		**0.94**		**110**		**170**	
OA17	OA17-SD2024-2211	20	24	**0.96**	**J**	**3.7**		**1.2**	**J**	**2.3**		0.57	U	0.8	U	0.45	U	1	U	0.5	U	0.81	U	0.67	U	**91**		**140**	**J**
OA17	OA17-SD2428-2211	24	28	**0.48**		**0.85**		**0.27**	**J**	**0.63**		0.11	U	0.15	U	0.086	U	0.19	U	**0.6**		0.16	U	**0.34**		**28**	**J**	**46**	**J**
OA17	OA17-SD2832-2211	28	32	**0.36**		**1.1**		**0.19**	**J**	**0.54**		0.11	U	0.16	U	0.087	U	0.19	U	0.097	U	0.16	U	0.13	U	**21**	**J**	**33**	**J**
OA17	OA17-SD3236-2211	32	36	**0.49**		**1.7**		**0.39**		**0.83**		0.11	U	0.16	U	0.087	U	0.19	U	**0.56**		0.16	U	0.13	U	**29**	**J**	**49**	**J**
OA17	OA17-SD3640-2211	36	40	**0.63**		**1.5**		**0.53**		**0.86**		0.11	U	0.16	U	0.087	U	0.19	U	0.097	U	0.16	U	0.13	U	**24**	**J**	**40**	**J**
OA17	OA17-SD4044-2211	40	44	0.26	U	**0.5**	**J**	0.33	U	0.24	U	0.21	U	0.3	U	0.17	U	0.38	U	0.19	U	0.31	U	0.25	U	**17**	**J**	**24**	**J**
OA18	OA18-SD0002-2211	0	2	0.8	U	**4.5**		1	U	**2.2**		0.68	U	0.95	U	0.53	U	1.2	U	0.59	U	0.96	U	0.79	U	**75**	**J**	**110**	**J**
OA18	OA18-SD0204-2211	2	4	**1.1**	**J**	**4.2**		1	U	**2.7**		0.65	U	0.91	U	0.51	U	1.1	U	0.57	U	0.92	U	0.76	U	**85**		**120**	**J**
OA18	OA18-SD0406-2211	4	6	**1.7**		**4.2**		0.98	U	**2.8**		0.64	U	0.9	U	0.5	U	1.1	U	**1.9**		0.91	U	0.75	U	**95**		**150**	
OA18	OA18-SD0608-2211	6	8	**1.5**	**J**	**11**		**3.2**		**5.2**		0.63	U	0.89	U	0.5	U	1.1	U	0.56	U	0.9	U	0.74	U	**200**		**310**	**J**
OA18	OA18-SD0812-2211	8	12	**2.2**		**5.5**		0.99	U	**3.9**		0.64	U	0.9	U	0.5	U	1.1	U	0.56	U	0.91	U	0.75	U	**150**		**230**	
OA18	OA18-SD1216-2211	12	16	**4**		**13**		**2.8**		**6.5**		0.67	U	**4.4**		0.52	U	1.2	U	**1.7**		0.95	U	0.78	U	**230**		**380**	
OA18	OA18-SD1620-2211	16	20	**5.5**		**18**		1.1	U	**12**		0.7	U	**3.8**		0.55	U	1.2	U	**6.6**		**2.8**		0.81	U	**470**		**720**	
OA18	OA18-SD2024-2211	20	24	**1.8**		**5**		0.92	U	**3.6**		0.6	U	**1.4**	**J**	0.47	U	1.1	U	0.53	U	0.86	U	0.71	U	**110**		**180**	**J**
OA18	OA18-SD2428-2211	24	28	**1.2**	**J**	**3.4**		**0.94**	**J**	**2.1**		0.57	U	0.8	U	0.45	U	0.99	U	0.5	U	0.81	U	0.67	U	**56**		**89**	**J**
OA18	OA18-SD2832-2211	28	32	0.66	U	0.57	U	0.85	U	0.62	U	0.55	U	0.78	U	0.43	U	0.97	U	0.48	U	0.78	U	0.65	U	**20**	**J**	**29**	**J**
OA19	OA19-SD0002-2211	0	2	**0.93**	**J**	**2.4**		1	U	**1.6**	**J**	0.68	U	0.95	U	0.53	U	1.2	U	0.59	U	0.96	U	0.79	U	**58**	**J**	**89**	**J**
OA19	OA19-SD0204-2211	2	4	0.75	U	**2.4**		0.97	U	**1.6**		0.63	U	0.89	U	0.5	U	1.1	U	0.55	U	0.9	U	0.74	U	**71**		**100**	**J**
OA19	OA19-SD0406-2211	4	6	0.7	U	**3.6**		0.9	U	**2.2**		0.59	U	0.82	U	0.46	U	1	U	0.51	U	0.83	U	0.69	U	**74**		**110**	**J**
OA19	OA19-SD0608-2211	6	8	0.71	U	**4**		0.92	U	**2.4**		0.6	U	0.84	U	0.47	U	1	U	0.52	U	0.85	U	0.7	U	**71**		**110**	
OA19	OA19-SD0812-2211	8	12	**1.8**		**5.4**		**1.2**		**3.2**		0.26	U	0.36	U	0.2	U	0.45	U	**4.6**		0.36	U	0.3	U	**130**		**210**	
OA19	OA19-SD1216-2211	12	16	**1.8**		**5.6**		**1.3**		**3**		0.24	U	**1.7**		0.19	U	0.42	U	**2.7**		0.34	U	0.28	U	**140**		**220**	
OA19	OA19-SD1620-2211	16	20	**2.2**		**8.2**		**2.4**		**4.8**		0.26	U	**1.7**		0.2	U	0.45	U	**3.6**		**0.85**		**3.8**		**200**		**310**	
OA19	OA19-SD2024-2211	20	24	**1.4**		**3**		**0.79**		**1.5**		0.23	U	0.32	U	0.18	U	0.4	U	0.2	U	0.32	U	0.27	U	**50**	**J**	**79**	**J**
OA19	OA19-SD2428-2211	24	28	**0.68**		**2.5**		**0.57**		**1.4**		0.23	U	0.32	U	0.18	U	0.39	U	0.2	U	0.32	U	0.26	U	**51**		**79**	
OA19	OA19-SD2832-2211	28	32	**0.51**	**J**	**1.4**		**0.42**	**J**	**0.79**		0.22	U	0.31	U	0.17	U	0.39	U	0.19	U	0.32	U	0.26	U	**31**	**J**	**49**	**J**
OA19	OA19-SD3236-2211	32	36	0.26	U	**0.84**		0.34	U	**0.46**	**J**	0.22	U	0.31	U	0.17	U	0.39	U	0.19	U	0.32	U	0.26	U	**18**	**J**	**28**	**J**
OA19	OA19-SD3640-2211	36	40	**1.2**		**3.7**		**1.5**		**2.5**		0.25	U	0.35	U	0.19	U	0.43	U	**1.3**		0.35	U	**2.4**		**95**		**150**	
OA19	OA19-SD4044-2211	40	44	0.26	U	**1.1**		**0.49**	**J**	**0.83**		0.22	U	0.31	U	0.17	U	0.39	U	0.19	U	0.31	U	0.26	U	**25**	**J**	**38**	**J**
OA19	OA19-SD4448-2211	44	48	0.13	U	0.11	U	0.16	U	0.12	U	0.11	U	0.15	U	0.083	U	0.18	U	0.093	U	0.15	U	0.12	U	0	U	0	U
OA19	OA19-SD4852-2211	48	52	**0.61**		**1.1**		**0.34**	**J**	**0.75**		0.22	U	0.3	U	0.17	U	0.38	U	0.19	U	0.31	U	0.25	U	**27**	**J**	**41**	**J**

Table 1. Sediment PCB Results
Second MNR Report
Palos Verdes Shelf
Los Angeles County, California

Location ID	Sample ID	Top of Sample (cm)	Bottom of Sample (cm)	PCB-5/8	Q	PCB-18	Q	PCB-28	Q	PCB-31	Q	PCB-37	Q	PCB-44	Q	PCB-49	Q	PCB-52	Q	PCB-66	Q	PCB-70	Q	PCB-74	Q	PCB-77	Q	PCB-81	Q	PCB-87	Q	PCB-99	Q	PCB-101	Q	PCB-105	Q
OA20	OA20-SD0002-2211	0	2	0.34	U	0.28	U	0.3	U	0.26	U	0.23	U	**0.65**		**0.59**		**0.56**	**J**	**0.84**		**1.1**		**0.53**	**J**	0.28	U	0.26	U	**0.52**	**J**	**0.9**		**1.4**		**0.66**	
OA20	OA20-SD0204-2211	2	4	0.33	U	0.27	U	**0.42**	**J**	**0.74**		0.23	U	**0.79**		**0.48**	**J**	**1.2**		**1.8**		**1.6**		**0.81**		0.28	U	0.26	U	**1.1**		**1.7**		**2.3**		**1.4**	
OA20	OA20-SD0406-2211	4	6	0.32	U	0.27	U	0.28	U	0.25	U	0.23	U	**1.8**		**1.1**		**0.89**		**1.5**		**1.5**		**0.62**		0.27	U	0.25	U	**1.2**		**1.6**		**2.4**		**1.6**	
OA20	OA20-SD0608-2211	6	8	0.33	U	0.27	U	0.29	U	0.25	U	0.23	U	**2.4**		**0.81**		**1**		**2.1**		**1.8**		**1.3**		0.27	U	0.25	U	**1.1**		**2**		**2.9**		**1.4**	
OA20	OA20-SD0812-2211	8	12	0.34	U	0.28	U	**0.99**		**0.47**	**J**	0.24	U	**2.2**		**0.75**		**1.3**		**1.9**		**1.5**		**1.2**		0.28	U	0.26	U	**1.1**		**2**		**2.5**		**1.2**	
OA20	OA20-SD1216-2211	12	16	**0.55**	**J**	0.27	U	**1.8**		**1.9**		0.23	U	**2.9**		**1.9**		**2.8**		**3.6**		**3.4**		**2.5**		**0.89**		0.25	U	**2**		**3.1**		**5.8**		**2.6**	
OA20	OA20-SD1620-2211	16	20	0.31	U	0.26	U	0.28	U	0.24	U	0.22	U	**1.6**		**1.3**		**3.1**		**3.2**		**2.7**		**1.9**		0.26	U	0.24	U	**1.7**		**2.3**		**4.5**		**2.3**	
OA20	OA20-SD2024-2211	20	24	0.32	U	0.26	U	**2.2**		**2.1**		0.22	U	**1.7**		**1**		**2.7**		**3.5**		**3.4**		**2.2**		0.26	U	0.24	U	**1.5**		**2.5**		**4.4**		**2.7**	
OA20	OA20-SD2428-2211	24	28	0.16	U	0.13	U	**4**		**2.7**		0.11	U	**3.5**		2.5		**4.5**		**6.5**		**5.5**		**4.6**		0.13	U	0.12	U	**2.9**		**3.7**		**8.8**		**4.3**	
OA20	OA20-SD2832-2211	28	32	0.81	U	0.67	U	**3.8**		0.63	U	0.56	U	**5.3**		0.77	U	**7.5**		**8.3**		**8.7**		**5**		0.67	U	0.62	U	0.88	U	0.61	U	**11**		**8.3**	
OA21	OA21-SD0002-2211	0	2	0.94	U	0.77	U	**6.7**		0.73	U	0.65	U	**9.1**		**6.7**		**9.5**		**14**		**10**		**6.7**		0.78	U	0.72	U	**5.8**		0.71	U	**17**		**8.1**	
OA21	OA21-SD0204-2211	2	4	0.87	U	0.72	U	**12**		**7.8**		0.61	U	**9.1**		**7.2**		**11**		**17**		**9.9**		**7.3**		0.73	U	0.67	U	**7.6**		**10**		**19**		**22**	
OA21	OA21-SD0406-2211	4	6	0.89	U	0.73	U	**11**		**9.3**		0.62	U	**23**		**14**		**22**		**35**		**21**		**12**		0.74	U	0.68	U	**14**		**18**		**39**		**18**	
OA21	OA21-SD0608-2211	6	8	**8.7**		0.72	U	**17**		**8.9**		0.61	U	**26**		**17**		**27**		**39**		**27**		**17**		0.73	U	0.67	U	**18**		**20**		**46**		**25**	
OA21	OA21-SD0812-2211	8	12	0.93	U	0.76	U	**24**		**15**		0.65	U	**39**		**25**		**38**		**51**		**40**		**22**		0.77	U	0.71	U	**22**		**28**		**52**		**24**	
OA21	OA21-SD1216-2211	12	16	0.87	U	0.72	U	**20**		**8**		0.61	U	**25**		**17**		**27**		**41**		**29**		**16**		0.73	U	0.67	U	**17**		0.66	U	**49**		**22**	
OA21	OA21-SD1620-2211	16	20	0.84	U	0.69	U	0.74	U	0.65	U	0.58	U	**9.2**		0.8	U	**12**		**14**		**8.3**		**5.6**		0.7	U	0.64	U	**4.8**		0.63	U	**16**		**11**	
OA21	OA21-SD2024-2211	20	24	**1.5**	**J**	0.64	U	**5.6**		0.6	U	0.54	U	**4.6**		0.74	U	**4.6**		**6.2**		**4.1**		**3.4**		0.65	U	0.59	U	**3**		0.58	U	**7.9**		**11**	
OA21	OA21-SD2428-2211	24	28	**1.3**	**J**	0.63	U	**2.5**		0.59	U	0.53	U	**4**		0.73	U	**3.8**		**6.5**		**3.8**		**2.4**		0.63	U	0.58	U	**2.3**		0.57	U	**7.7**		**8**	
OA22	OA22-SD0002-2211	0	2	0.88	U	0.72	U	0.77	U	0.68	U	0.61	U	**5.6**		0.84	U	**4.1**		**7.2**		**5.1**		**3.9**		0.73	U	0.67	U	**3.8**		0.66	U	**9.6**		**13**	
OA22	OA22-SD0204-2211	2	4	0.84	U	0.69	U	**3.9**		0.65	U	0.59	U	**6.9**		**5.1**		**12**		**12**		**9.6**		**5.9**		0.7	U	0.64	U	**7.8**		0.63	U	**21**		**11**	
OA22	OA22-SD0406-2211	4	6	0.83	U	0.68	U	0.73	U	0.64	U	0.58	U	**6**		0.79	U	**6.5**		**11**		**7**		**5.4**		0.69	U	0.63	U	**3.8**		0.62	U	**13**		**17**	
OA22	OA22-SD0608-2211	6	8	0.85	U	0.7	U	**5.1**		0.66	U	0.6	U	**5.7**		**5**		**6.5**		**11**		**6.5**		**4.5**		0.71	U	0.65	U	0.93	U	0.64	U	**12**		**7**	
OA22	OA22-SD0812-2211	8	12	**4.1**		0.73	U	**6.1**		0.69	U	0.61	U	**8.8**		0.84	U	**9.6**		**16**		**10**		**8.6**		0.74	U	0.68	U	0.96	U	0.67	U	**19**		**12**	
OA22	OA22-SD1216-2211	12	16	0.95	U	0.78	U	**19**		**13**		0.66	U	**30**		**21**		**34**		**53**		**33**		**19**		0.79	U	0.73	U	**20**		0.72	U	**56**		**28**	
OA22	OA22-SD1620-2211	16	20	0.97	U	0.79	U	**41**		**31**		0.67	U	**62**		**38**		**62**		**77**		**72**		**36**		0.81	U	0.74	U	**38**		0.73	U	**88**		**44**	
OA22	OA22-SD2024-2211	20	24	0.79	U	0.65	U	**4.4**		**3.9**		0.55	U	**7.6**		**5.7**		**7.5**		**9.4**		**6.8**		**4.6**		0.66	U	0.61	U	**4.2**		0.6	U	**12**		**8.6**	
OA22	OA22-SD2428-2211	24	28	0.16	U	**1.1**		**1.6**		**1.9**		0.11	U	**2.7**		**1.5**		**3.4**		**4.9**		**3.3**		**1.7**		**0.79**		0.12	U	**2**		**2.4**		**5.3**		**2.2**	
OA22	OA22-SD2832-2211	28	32	**1.6**		**0.78**		**2.6**		**3.1**		0.11	U	**4.2**		**2.9**		**5.4**		**6.8**		**5.2**		**3.2**		**1.1**		0.12	U	**3.3**		**3.9**		**8.7**		**3.6**	
OA22	OA22-SD3236-2211	32	36	**0.27**	**J**	0.13	U	**1.2**		**0.92**		0.11	U	**1.9**		**0.76**		**1.3**		**2.1**		**1.6**		**0.84**		0.13	U	0.12	U	**0.78**		**1.2**		**2.8**		**1.3**	
OA22	OA22-SD3640-2211	36	40	**1.9**		0.13	U	**3.6**		**3.4**		0.11	U	**4.1**		**3.8**		**5.6**		**7.7**		**6**		**3.9**		**1.4**		0.12	U	**2.9**		**5.4**		**9**		**3.6**	
OA22	OA22-SD4044-2211	40	44	**0.74**		0.13	U	**1.1**		**1**		0.11	U	**2**		**1.5**		**2.2**		**2.5**		**2.1**		**1.1**		0.13	U	0.12	U	**1.3**		**1.8**		**3.1**		**1.7**	
OA22	OA22-SD0002-2211FD	0	2	0.19	U	0.15	U	**2.2**		**3.2**		0.13	U	**3.9**		**2.3**		**3.9**		**5.7**		**4.6**		**2.7**		**1**		0.14	U	**3**		**3.8**		**7.2**		**3.2**	
OA22	OA22-SD0204-2211FD	2	4	**0.89**		0.14	U	**2.1**		**2.2**		0.11	U	**3.5**		**2.3**		**4**		**6.1**		**4.5**		**1.9**		**1**		0.13	U	**3.2**		**3.8**		**7**		**3.8**	
OA22	OA22-SD0406-2211FD	4	6	0.17	U	0.14	U	**2.8**		**2.7**		0.12	U	**5.4**		**2.7**		**5.2**		**7.7**		**5.9**		**3.1**		**1.3**		0.13	U	**3.7**		**4.4**		**9.8**		**4.1**	
OA22	OA22-SD0608-2211FD	6	8	0.17	U	0.14	U	**2.9**		**3**		0.12	U	**4.4**		**3**		**4.8**		**6.2**		**5.7**		**2.7**		0.14	U	0.13	U	**3.2**		**5.1**		**9.3**		**4.1**	
OA22	OA22-SD0812-2211FD	8	12	0.17	U	0.14	U	**6**		**3.5**		0.12	U	**8.3**		**4.9**		**7.8**		**11**		**8.9**		**5.7**		**2.2**		0.13	U	**6.9**		**7**		**15**		**5.7**	
OA22	OA22-SD1216-2211FD	12	16	0.16	U	0.13	U	**5.7**		**8.3**		0.11	U	**8**		**6.1**		**9.2**		**15**		**12**		**6**		0.14	U	0.13	U	**9.5**		**8.8**		**18**		**9.1**	
OA22	OA22-SD1620-2211FD	16	20	0.17	U	0.14	U	**5.8**		**5.7**		0.12	U	**8.3**		**5.6**		**10**		**13**		**11**		**5.8**		0.14	U	0.13	U	**8.4**		**8.9**		**19**		**9.5**	
OA22	OA22-SD2024-2211FD	20	24	0.16	U	0.14	U	**4.8**		**8.1**		0.11	U	**8.8**		**6.3**		**11**		**14**		**12**		**5.1**		**2.6**		0.13	U	**7.9**		**8**		**18**		**8.9**	
OA22	OA22-SD2428-2211FD	24	28	**1.8**		0.13	U	**2**		**2.4**		0.11	U	**3.3**		**2.3**		**3.7**		**4.4**		**3.6**		**2.1**		0.13	U	0.12	U	**1.9**		**2.8**		**6.5**		**2.9**	
OA22	OA22-SD2832-2211FD	28	32	**1.8**		0.13	U	**3.2**		**2.9**		0.11	U	**4.8**		**3.4**		**5.6**		**6.9**		**5.6**		**2.8**		0.14	U	0.12	U	**3.6**		**4**		**9.3**		**4.3**	
OA22	OA22-SD3236-2211FD	32	36	**2.6**		0.13	U	**4.5**		**3.9**		0.11	U	**8.2**		**5**		**8.9**		**12**		**8.6**		**5.1**		0.13	U	0.12	U	**6.4**		**6.4**		**15**		**7.7**	

Table 1. Sediment PCB Results
Second MNR Report
Palos Verdes Shelf
Los Angeles County, California

Location ID	Sample ID	Top of Sample (cm)	Bottom of Sample (cm)	PCB-110	Q	PCB-114	Q	PCB-118	Q	PCB-119	Q	PCB-123	Q	PCB-126	Q	PCB-128	Q	PCB-132/153	Q	PCB-138/158	Q	PCB-149	Q	PCB-151	Q	PCB-156	Q	PCB-157	Q	PCB-167	Q	PCB-168	Q	PCB-169	Q	PCB-170	Q
OA20	OA20-SD0002-2211	0	2	**1.6**		0.31	U	**1.4**		0.37	U	0.29	U	0.27	U	0.4	U	**2.7**		**1.4**		**0.97**		0.27	U	0.28	U	0.28	U	0.33	U	0.31	U	0.28	U	0.3	U
OA20	OA20-SD0204-2211	2	4	**2.1**		0.31	U	**2**		0.36	U	0.29	U	0.27	U	0.4	U	**3.8**		**2.1**		**1.4**		**0.92**		0.28	U	0.27	U	0.33	U	0.31	U	0.27	U	**0.76**	
OA20	OA20-SD0406-2211	4	6	**1.7**		0.3	U	**2.2**		0.35	U	0.28	U	0.26	U	0.39	U	**4.3**		**2.2**		**1.4**		**0.45**	**J**	0.27	U	0.27	U	0.32	U	0.3	U	0.27	U	0.29	U
OA20	OA20-SD0608-2211	6	8	**3.8**		0.31	U	**2.6**		0.36	U	0.28	U	0.26	U	0.39	U	**4.4**		**4**		**1.9**		**0.65**		0.27	U	0.27	U	0.32	U	0.3	U	0.27	U	0.3	U
OA20	OA20-SD0812-2211	8	12	**2.8**		0.32	U	**2.4**		0.37	U	0.29	U	0.27	U	0.41	U	**4.5**		**2.3**		**1.5**		**0.65**		0.28	U	0.28	U	0.34	U	0.31	U	0.28	U	0.31	U
OA20	OA20-SD1216-2211	12	16	**6.4**		0.3	U	**4.5**		0.35	U	0.28	U	0.26	U	0.39	U	**9**		**4.8**		**3**		**1.5**		**0.91**		0.27	U	0.32	U	0.3	U	0.27	U	0.3	U
OA20	OA20-SD1620-2211	16	20	**3.3**		0.29	U	**4.2**		0.34	U	0.27	U	0.25	U	0.38	U	**7.1**		**3.8**		**3**		**1.1**		0.26	U	0.26	U	0.31	U	0.29	U	0.26	U	0.29	U
OA20	OA20-SD2024-2211	20	24	**3.9**		0.3	U	**4.2**		0.34	U	0.27	U	0.25	U	0.38	U	**8.1**		**5.6**		**3.1**		**1.5**		0.26	U	0.26	U	0.31	U	0.29	U	0.26	U	0.29	U
OA20	OA20-SD2428-2211	24	28	**6.2**		0.15	U	**7.6**		0.17	U	0.14	U	0.13	U	0.19	U	**13**		**8.5**		**5.4**		**1.8**		0.13	U	0.13	U	0.16	U	0.15	U	0.13	U	**2.9**	
OA20	OA20-SD2832-2211	28	32	**13**		0.76	U	**9**		0.88	U	0.7	U	0.65	U	0.97	U	**11**		1.7	U	**7.9**		**1.5**		0.67	U	0.66	U	0.8	U	0.75	U	0.67	U	0.73	U
OA21	OA21-SD0002-2211	0	2	**19**		0.88	U	**14**		1	U	0.81	U	0.75	U	1.1	U	**16**		**20**		**9.9**		**4**		0.78	U	0.77	U	0.93	U	0.86	U	0.77	U	0.85	U
OA21	OA21-SD0204-2211	2	4	**23**		0.81	U	**14**		0.95	U	0.75	U	0.7	U	1	U	**16**		**19**		**11**		**3.9**		0.72	U	0.72	U	0.86	U	0.8	U	0.72	U	**5.6**	
OA21	OA21-SD0406-2211	4	6	**44**		0.83	U	**28**		0.97	U	0.77	U	0.72	U	**7.4**		**34**		**35**		**22**		**6.4**		0.74	U	0.73	U	0.88	U	0.82	U	0.73	U	**6.7**	
OA21	OA21-SD0608-2211	6	8	**44**		0.82	U	**37**		0.96	U	0.76	U	0.71	U	1.1	U	**47**		**55**		**26**		**8.9**		**5.4**		0.72	U	0.87	U	0.81	U	0.72	U	**11**	
OA21	OA21-SD0812-2211	8	12	**60**		0.87	U	**43**		1	U	0.81	U	0.74	U	**10**		**46**		**49**		**29**		**7.6**		**5.2**		0.76	U	0.92	U	0.86	U	0.76	U	**12**	
OA21	OA21-SD1216-2211	12	16	**54**		0.82	U	**38**		0.95	U	0.76	U	0.7	U	**11**		**48**		**48**		**28**		**8.2**		**11**		0.72	U	0.86	U	0.81	U	0.72	U	**9.9**	
OA21	OA21-SD1620-2211	16	20	**22**		0.78	U	**13**		0.91	U	0.73	U	0.67	U	1	U	**18**		**20**		**11**		**3.1**		0.7	U	0.69	U	0.83	U	0.77	U	0.69	U	**3.7**	
OA21	OA21-SD2024-2211	20	24	**9.6**		0.72	U	**5.9**		0.84	U	0.67	U	0.62	U	0.93	U	**11**		**11**		**6.1**		**2.2**		0.64	U	0.64	U	0.76	U	0.71	U	0.64	U	**3.3**	
OA21	OA21-SD2428-2211	24	28	**9.2**		0.71	U	**5.2**		0.83	U	0.66	U	0.61	U	0.92	U	**8**		**7.5**		**5**		**1**	**J**	0.63	U	0.63	U	0.75	U	0.7	U	0.63	U	0.69	U
OA22	OA22-SD0002-2211	0	2	**11**		0.82	U	**9.4**		0.96	U	0.76	U	0.7	U	1.1	U	**8.9**		**11**		**5.8**		0.7	U	0.73	U	0.72	U	0.87	U	0.81	U	0.72	U	0.8	U
OA22	OA22-SD0204-2211	2	4	**23**		0.79	U	**16**		0.92	U	0.73	U	0.67	U	**4.5**		**18**		**22**		**13**		**3**		**3.2**		0.69	U	0.83	U	0.78	U	0.69	U	**5.1**	
OA22	OA22-SD0406-2211	4	6	**14**		0.77	U	**10**		0.9	U	0.72	U	0.66	U	1	U	**11**		1.8	U	**7.5**		0.66	U	0.69	U	0.68	U	0.82	U	0.76	U	0.68	U	0.75	U
OA22	OA22-SD0608-2211	6	8	**15**		0.8	U	**11**		0.93	U	0.74	U	0.69	U	1	U	**11**		**13**		**8**		0.69	U	0.71	U	0.7	U	0.85	U	0.79	U	0.7	U	0.78	U
OA22	OA22-SD0812-2211	8	12	**24**		0.83	U	**16**		0.96	U	0.77	U	0.71	U	1.1	U	**18**		**23**		**12**		**3.6**		0.73	U	0.73	U	0.87	U	0.81	U	0.73	U	**6.4**	
OA22	OA22-SD1216-2211	12	16	**72**		0.89	U	**49**		1	U	0.82	U	0.76	U	**13**		**51**		**53**		**32**		**13**		**10**		**7.8**		0.94	U	0.88	U	0.78	U	**11**	
OA22	OA22-SD1620-2211	16	20	**130**		0.9	U	**75**		1.1	U	0.84	U	0.77	U	**15**		**82**		**93**		**59**		**14**		**12**		**15**		0.95	U	0.89	U	0.79	U	**22**	
OA22	OA22-SD2024-2211	20	24	**13**		0.74	U	**9**		0.86	U	0.69	U	0.64	U	0.96	U	**11**		**11**		**8.6**		**2.3**		0.66	U	0.65	U	0.78	U	0.73	U	0.65	U	**3.2**	
OA22	OA22-SD2428-2211	24	28	**5.9**		0.15	U	**4.5**		0.17	U	0.14	U	0.13	U	**1.1**		**8.2**		**5.3**		**3**		**0.42**		0.13	U	0.13	U	0.16	U	0.15	U	0.13	U	**1.2**	
OA22	OA22-SD2832-2211	28	32	**11**		0.15	U	**6.7**		0.17	U	0.14	U	0.13	U	**1.6**		**14**		**8.6**		**4.9**		**1.6**		**1.2**		0.13	U	0.16	U	0.15	U	0.13	U	**1.9**	
OA22	OA22-SD3236-2211	32	36	**2.6**		0.15	U	**2.2**		0.17	U	0.14	U	0.13	U	0.19	U	**4.5**		**2.5**		**1.4**		**0.26**	**J**	0.13	U	0.13	U	0.16	U	0.15	U	0.13	U	**0.63**	
OA22	OA22-SD3640-2211	36	40	**14**		0.15	U	**8**		0.17	U	**1.2**		0.13	U	**2.4**		**16**		**9.6**		**6**		**1.5**		**1.8**		0.13	U	0.16	U	0.15	U	0.13	U	**2**	
OA22	OA22-SD4044-2211	40	44	**4.2**		0.14	U	**2.6**		0.17	U	0.13	U	0.12	U	0.19	U	**5.4**		**3.3**		**1.8**		**0.16**	**J**	0.13	U	0.13	U	0.15	U	0.14	U	0.13	U	**1.3**	
OA22	OA22-SD0002-2211FD	0	2	**10**		0.17	U	**5.9**		0.2	U	0.16	U	0.15	U	**1.5**		**13**		**8.1**		**5**		**1.1**		0.16	U	0.15	U	0.18	U	0.17	U	0.15	U	**2**	
OA22	OA22-SD0204-2211FD	2	4	**10**		0.15	U	**6.9**		0.18	U	0.14	U	0.13	U	**2.1**		**13**		**8.9**		**4.8**		**1.1**		0.14	U	0.14	U	0.16	U	0.15	U	0.14	U	**1.9**	
OA22	OA22-SD0406-2211FD	4	6	**14**		0.15	U	**8.5**		0.18	U	0.14	U	0.13	U	0.2	U	**21**		**17**		**6.2**		**1.6**		**1.6**		0.14	U	0.16	U	0.15	U	0.14	U	**2.5**	
OA22	OA22-SD0608-2211FD	6	8	**12**		0.15	U	**7.9**		0.18	U	0.14	U	0.13	U	**1.5**		**16**		**11**		**5.3**		**1.7**		0.14	U	0.14	U	0.16	U	0.15	U	0.14	U	**2.2**	
OA22	OA22-SD0812-2211FD	8	12	**23**		0.16	U	**14**		0.18	U	0.14	U	0.13	U	**2.8**		**26**		**21**		**9**		**3.5**		**1.8**		0.14	U	0.16	U	0.15	U	0.14	U	**5.2**	
OA22	OA22-SD1216-2211FD	12	16	**29**		0.15	U	**17**		0.18	U	0.14	U	0.13	U	**5.4**		**33**		**24**		**12**		**4.4**		**2.4**		0.13	U	**0.8**		0.15	U	0.13	U	**5.8**	
OA22	OA22-SD1620-2211FD	16	20	**20**		0.16	U	**17**		0.18	U	0.14	U	0.13	U	**3.1**		**31**		**23**		**13**		**2.8**		**2.1**		0.14	U	0.16	U	0.15	U	0.14	U	**3.8**	
OA22	OA22-SD2024-2211FD	20	24	**19**		0.15	U	**18**		0.18	U	0.14	U	0.13	U	**5.4**		**39**		**32**		**13**		**3.4**		**2.4**		0.14	U	0.16	U	0.15	U	0.14	U	**5.4**	
OA22	OA22-SD2428-2211FD	24	28	**8.2**		0.14	U	**5.9**		0.17	U	0.13	U	0.12	U	0.19	U	**11**		**7.1**		**3.6**		**1.1**		0.13	U	0.13	U	0.15	U	0.14	U	0.13	U	**2.2**	
OA22	OA22-SD2832-2211FD	28	32	**13**		0.15	U	**7.8**		0.18	U	0.14	U	0.13	U	**1.9**		**15**		**11**		**5.7**		**1.9**		0.13	U	0.13	U	0.16	U	0.15	U	0.13	U	**3.1**	
OA22	OA22-SD3236-2211FD	32	36	**21**		0.15	U	**14**		0.17	U	0.14	U	0.13	U	**2.9**		**24**		**19**		**8**		**2.6**		**1.6**		0.13	U	0.16	U	0.15	U	0.13	U	**2.9**	

Table 1. Sediment PCB Results
Second MNR Report
Palos Verdes Shelf
Los Angeles County, California

Location ID	Sample ID	Top of Sample (cm)	Bottom of Sample (cm)	PCB-177	Q	PCB-180	Q	PCB-183	Q	PCB-187	Q	PCB-189	Q	PCB-194	Q	PCB-195	Q	PCB-201	Q	PCB-203	Q	PCB-206	Q	PCB-209	Q	Total PCB - Short List	Q	Total PCB - Expanded List	Q
OA20	OA20-SD0002-2211	0	2	0.28	U	**0.84**		0.36	U	**0.43**	J	0.23	U	0.33	U	0.18	U	0.41	U	0.2	U	0.33	U	0.27	U	**11**	J	**17**	J
OA20	OA20-SD0204-2211	2	4	0.28	U	**0.84**		0.36	U	**0.65**		0.23	U	0.33	U	0.18	U	0.41	U	0.2	U	0.33	U	0.27	U	**18**	J	**29**	J
OA20	OA20-SD0406-2211	4	6	0.27	U	**0.91**		**0.36**	J	**0.6**		0.22	U	0.32	U	0.18	U	0.39	U	0.2	U	0.32	U	0.26	U	**18**		**28**	J
OA20	OA20-SD0608-2211	6	8	**0.57**		**1.5**		**0.38**	J	**0.82**		0.23	U	0.32	U	0.18	U	0.4	U	0.2	U	0.32	U	0.27	U	**23**		**37**	J
OA20	OA20-SD0812-2211	8	12	0.28	U	**0.96**		**0.47**	J	**0.82**		0.24	U	0.33	U	0.18	U	0.41	U	0.21	U	0.34	U	0.28	U	**21**		**34**	J
OA20	OA20-SD1216-2211	12	16	**0.7**		**1.7**		**0.75**		**1.1**		0.23	U	0.32	U	0.18	U	0.4	U	0.2	U	0.32	U	0.26	U	**43**	J	**70**	J
OA20	OA20-SD1620-2211	16	20	0.26	U	**1.9**		**0.64**		**1.1**		0.22	U	0.31	U	0.17	U	0.38	U	0.19	U	0.31	U	0.26	U	**33**		**51**	
OA20	OA20-SD2024-2211	20	24	**0.57**		**2.3**		**0.81**		**1.1**		0.22	U	0.31	U	0.17	U	0.38	U	0.19	U	0.31	U	0.26	U	**39**		**61**	
OA20	OA20-SD2428-2211	24	28	**1**		**4.9**		**0.99**		**2.4**		0.11	U	0.16	U	0.087	U	0.19	U	0.097	U	0.16	U	0.13	U	**71**		**110**	
OA20	OA20-SD2832-2211	28	32	0.67	U	**4.9**		**1.5**		**4**		0.56	U	0.79	U	0.44	U	0.98	U	0.49	U	0.8	U	0.66	U	**73**		**110**	
OA21	OA21-SD0002-2211	0	2	0.77	U	**8**		**2.6**		**4.6**		0.65	U	0.92	U	0.51	U	1.1	U	0.57	U	0.93	U	0.76	U	**130**		**190**	
OA21	OA21-SD0204-2211	2	4	**2.7**		**8**		**2**		**4**		0.61	U	0.85	U	0.47	U	1.1	U	0.53	U	0.86	U	0.71	U	**160**		**250**	
OA21	OA21-SD0406-2211	4	6	**3.3**		**14**		**3.3**		**8.8**		0.62	U	**4**		0.49	U	1.1	U	**2.4**		0.88	U	0.73	U	**280**		**460**	
OA21	OA21-SD0608-2211	6	8	**5**		**18**		**4.9**		**11**		0.61	U	0.86	U	0.48	U	1.1	U	**5.6**		0.87	U	**1.9**		**380**		**580**	
OA21	OA21-SD0812-2211	8	12	**4.4**		**18**		**5**		**11**		0.65	U	0.91	U	0.51	U	1.1	U	0.57	U	**1.6**		0.76	U	**420**		**680**	
OA21	OA21-SD1216-2211	12	16	**6.6**		**22**		**5.8**		**11**		0.61	U	**6**		0.48	U	1.1	U	0.53	U	**3.5**		**2.2**		**390**		**580**	
OA21	OA21-SD1620-2211	16	20	**2.7**		**6.7**		**2.6**		**5.4**		0.58	U	0.82	U	0.46	U	1	U	0.51	U	0.83	U	0.68	U	**130**		**190**	
OA21	OA21-SD2024-2211	20	24	0.64	U	**5.2**		**1.7**		**3**		0.54	U	0.76	U	0.42	U	0.94	U	0.47	U	0.76	U	0.63	U	**81**	J	**110**	J
OA21	OA21-SD2428-2211	24	28	0.63	U	**3.9**		0.81	U	**2.1**		0.53	U	0.74	U	0.41	U	0.93	U	0.46	U	0.75	U	0.62	U	**61**	J	**84**	J
OA22	OA22-SD0002-2211	0	2	0.73	U	**7**		**1.1**	J	**2.4**		0.61	U	0.86	U	0.48	U	1.1	U	0.53	U	0.87	U	0.72	U	**78**		**110**	J
OA22	OA22-SD0204-2211	2	4	**2**		**7.9**		**2.1**		**3.7**		0.59	U	0.82	U	0.46	U	1	U	0.51	U	0.83	U	0.69	U	**150**		**220**	
OA22	OA22-SD0406-2211	4	6	0.68	U	**5.1**		0.88	U	**3.4**		0.58	U	0.81	U	0.45	U	1	U	0.5	U	0.82	U	0.67	U	**83**		**120**	
OA22	OA22-SD0608-2211	6	8	0.71	U	**7**		**1.4**	J	**4.9**		0.59	U	0.84	U	0.47	U	1	U	0.52	U	0.85	U	0.7	U	**94**		**130**	J
OA22	OA22-SD0812-2211	8	12	**2.9**		**10**		**2.5**		**5.5**		0.61	U	0.86	U	0.48	U	1.1	U	0.54	U	0.87	U	0.72	U	**150**		**220**	
OA22	OA22-SD1216-2211	12	16	**6.7**		**28**		**5.4**		**12**		0.66	U	**6.2**		0.52	U	1.2	U	**3.7**		0.94	U	**4.7**		**460**		**700**	
OA22	OA22-SD1620-2211	16	20	**10**		**51**		**9.3**		**22**		0.67	U	**14**		**3**		**1.9**		**12**		**5.1**		**3.3**		**770**		**1200**	
OA22	OA22-SD2024-2211	20	24	**2.3**		0.57	U	**1.4**		**3**		0.55	U	0.78	U	0.43	U	0.97	U	0.48	U	0.78	U	0.65	U	**87**		**140**	
OA22	OA22-SD2428-2211	24	28	**0.61**		**2.6**		**0.62**		**1.5**		0.11	U	0.16	U	0.087	U	0.19	U	**1.3**		**0.84**		**2**		**49**		**74**	
OA22	OA22-SD2832-2211	28	32	**1**		**5.5**		**0.89**		**2.4**		0.11	U	0.15	U	0.086	U	0.19	U	**2.1**		0.16	U	**2.5**		**79**		**120**	
OA22	OA22-SD3236-2211	32	36	0.13	U	**0.93**		0.17	U	**0.49**		0.11	U	0.16	U	0.087	U	0.19	U	0.097	U	0.16	U	0.13	U	**22**	J	**32**	J
OA22	OA22-SD3640-2211	36	40	**1.1**		**5.6**		**1.1**		**2**		0.11	U	**0.92**		0.086	U	0.19	U	**0.83**		0.16	U	**2.1**		**88**		**140**	
OA22	OA22-SD4044-2211	40	44	0.13	U	**1.3**		0.16	U	**0.49**		0.11	U	0.15	U	0.084	U	0.19	U	0.094	U	0.15	U	0.13	U	**28**		**43**	J
OA22	OA22-SD0002-2211FD	0	2	**0.79**		**4.8**		**0.41**		**2.4**		0.13	U	0.18	U	0.1	U	0.23	U	0.11	U	0.18	U	**3.6**		**68**		**110**	
OA22	OA22-SD0204-2211FD	2	4	**0.94**		**3.8**		**0.89**		**2**		0.11	U	**0.66**		0.09	U	0.2	U	**1.4**		0.16	U	**1.2**		**68**		**110**	
OA22	OA22-SD0406-2211FD	4	6	**1.3**		**6.5**		**1.1**		**2.8**		0.12	U	0.16	U	0.09	U	0.2	U	**1.3**		**0.77**		**3.5**		**100**		**150**	
OA22	OA22-SD0608-2211FD	6	8	**1.4**		**6.5**		**0.9**		**2.9**		0.11	U	0.16	U	0.09	U	0.2	U	**1.3**		0.16	U	0.13	U	**80**		**130**	
OA22	OA22-SD0812-2211FD	8	12	**2**		**11**		**1.8**		**4.2**		0.12	U	0.16	U	0.091	U	0.2	U	**3.3**		**2.1**		**4.8**		**150**		**230**	
OA22	OA22-SD1216-2211FD	12	16	**3.4**		**12**		**2.9**		**6.2**		0.11	U	**2.3**		0.089	U	0.2	U	**4.1**		**1.2**		**3.6**		**180**		**290**	
OA22	OA22-SD1620-2211FD	16	20	**2.2**		**12**		**2.3**		**6.3**		0.12	U	**1.9**		0.091	U	0.2	U	**4.7**		**1.4**		**7.9**		**170**		**270**	
OA22	OA22-SD2024-2211FD	20	24	**2.9**		**12**		**2.3**		**5.7**		0.11	U	0.16	U	0.09	U	0.2	U	**3.8**		**1.3**		**4.5**		**190**		**290**	
OA22	OA22-SD2428-2211FD	24	28	**0.52**		**4.3**		**0.7**		**1.8**		0.11	U	0.15	U	0.084	U	0.19	U	0.094	U	0.15	U	**1.3**		**58**		**87**	
OA22	OA22-SD2832-2211FD	28	32	**1.3**		**5.7**		**0.91**		**2.8**		0.11	U	0.16	U	0.089	U	0.2	U	**1.4**		**1.3**		**3.1**		**88**		**130**	
OA22	OA22-SD3236-2211FD	32	36	**1.3**		**8**		**1.6**		**4**		0.11	U	0.16	U	0.087	U	0.19	U	**2.5**		**0.63**		**2.4**		**140**		**210**	

Table 1. Sediment PCB Results
Second MNR Report
Palos Verdes Shelf
Los Angeles County, California

Location ID	Sample ID	Top of Sample (cm)	Bottom of Sample (cm)	PCB-5/8	Q	PCB-18	Q	PCB-28	Q	PCB-31	Q	PCB-37	Q	PCB-44	Q	PCB-49	Q	PCB-52	Q	PCB-66	Q	PCB-70	Q	PCB-74	Q	PCB-77	Q	PCB-81	Q	PCB-87	Q	PCB-99	Q	PCB-101	Q	PCB-105	Q
OA23	OA23-SD0002-2211	0	2	0.17	U	0.14	U	**0.73**		**1.6**		0.12	U	**1.6**		**1.2**		**1.5**		**2.8**		**2.1**		**1.7**		0.14	U	0.13	U	**1.2**		**2.1**		**3.7**		**1.6**	
OA23	OA23-SD0204-2211	2	4	0.17	U	0.14	U	**1.6**		**1.3**		0.12	U	**2.4**		**1.9**		**2.5**		**3.4**		**3.2**		**1.9**		0.14	U	0.13	U	**2.4**		**2.7**		**5.4**		**2.7**	
OA23	OA23-SD0406-2211	4	6	0.16	U	0.14	U	**1.5**		**1.8**		0.11	U	**2.3**		**1.4**		**2.4**		**3.3**		**3**		**1.8**		0.14	U	0.13	U	**2.2**		**2.4**		**4.9**		**2.6**	
OA23	OA23-SD0608-2211	6	8	0.17	U	0.14	U	**1.2**		**0.98**		0.12	U	**2.5**		**1.3**		**2.6**		**3.8**		**2.7**		**1.6**		0.14	U	0.13	U	**2**		**2.1**		**5.2**		**2.4**	
OA23	OA23-SD0812-2211	8	12	0.33	U	0.28	U	**0.91**		0.26	U	0.23	U	**2.7**		**1.5**		**2.7**		**4**		**2.4**		**1.1**		0.28	U	0.26	U	**2.2**		**2.6**		**5.6**		**2.3**	
OA23	OA23-SD1216-2211	12	16	0.33	U	0.27	U	**2.3**		**2.3**		0.23	U	**4.2**		**2.4**		**3.6**		**8.9**		**7.1**		**3.2**		**1.4**		0.25	U	**4.4**		**4.9**		**8.5**		**4.2**	
OA23	OA23-SD1620-2211	16	20	0.33	U	0.27	U	**4.2**		**4.3**		0.23	U	**7.1**		**3.3**		**5**		**9**		**11**		**4.2**		0.28	U	0.26	U	**5.8**		**5.8**		**12**		**4.2**	
OA23	OA23-SD2024-2211	20	24	0.34	U	0.28	U	**5.4**		**7.7**		0.24	U	**7.6**		**3.8**		**7**		**14**		**14**		**9.2**		0.29	U	0.26	U	**8.4**		**8.5**		**17**		**3.9**	
OA23	OA23-SD2428-2211	24	28	**2.2**		**5.8**		**9.2**		**10**		0.24	U	**15**		**11**		**18**		**29**		**27**		**15**		**2.5**		0.27	U	**13**		**17**		**28**		**9.6**	
OA23	OA23-SD2832-2211	28	32	0.84	U	0.69	U	**6.2**		**6.1**		0.58	U	**7.6**		**5.3**		**9.3**		**12**		**10**		**6.9**		0.7	U	0.64	U	**4**		**8.4**		**14**		**5.5**	
OA23	OA23-SD3236-2211	32	36	**4.5**		**8.6**		**13**		**19**		0.25	U	**20**		**15**		**30**		**39**		**33**		**16**		**2.8**		0.28	U	**24**		**22**		**39**		**11**	
OA23	OA23-SD3640-2211	36	40	**1.2**		**1.5**		**1.7**		**2.3**		0.11	U	**2.2**		**2**		**2.9**		**3**		**2.8**		**1.9**		0.13	U	0.12	U	**1.2**		**2.2**		**4.2**		**1.5**	
OA23	OA23-SD4044-2211	40	44	**1.3**		**2.4**		**3.5**		**3.3**		0.12	U	**7.6**		**3.3**		**5.3**		**6.3**		**4.9**		**3.7**		**1.2**		0.13	U	**2.2**		0.13	U	**8**		**3.6**	
OA23	OA23-SD4448-2211	44	48	**0.4**	**J**	0.14	U	**1**		**0.76**		0.11	U	**1.4**		**0.92**		**1.2**		**1.5**		**1.3**		**0.9**		0.14	U	0.13	U	**0.42**		**1.2**		**2**		**1.9**	
OA24	OA24-SD0002-2211	0	2	**1.1**	**J**	0.3	U	**2.6**		**2**		0.26	U	**5.2**		**3.3**		**5.3**		**8.4**		**5.6**		**2.9**		0.31	U	0.28	U	**4.5**		**5.3**		**11**		**5.9**	
OA24	OA24-SD0204-2211	2	4	**1.1**		0.27	U	**3.2**		**2.3**		0.23	U	**5.1**		**3.4**		**3.8**		**8.3**		**6.3**		**4.2**		0.27	U	0.25	U	**4.3**		**5.9**		**10**		**5.4**	
OA24	OA24-SD0406-2211	4	6	**1.2**		0.27	U	**3.8**		**3.8**		0.23	U	**5.5**		**4.3**		**5.5**		**9.7**		**6.3**		**2.8**		0.27	U	0.25	U	**5.4**		**6**		**12**		**4.6**	
OA24	OA24-SD0608-2211	6	8	**2.2**		0.27	U	**6.3**		**3.5**		0.23	U	**12**		**5.5**		**9.8**		**13**		**9.1**		**7.4**		**1.3**		0.26	U	**5.3**		**9**		**16**		**7.2**	
OA24	OA24-SD0812-2211	8	12	**2.7**		**1.9**		**7.5**		**2.7**		0.23	U	**13**		**5**		**9.5**		**12**		**8.6**		**6.2**		**2.2**		0.26	U	**4.1**		**8.8**		**16**		**5.4**	
OA24	OA24-SD1216-2211	12	16	**1.8**		0.26	U	**3.3**		**1.8**		0.22	U	**4.8**		**3.5**		**4.2**		**5.6**		**4.5**		**2.6**		**1.4**		0.24	U	**2.6**		**4.7**		**7.5**		**1.8**	
OA24	OA24-SD1620-2211	16	20	**1.1**		0.13	U	**2.1**		**0.76**		0.11	U	**3.6**		**1.8**		**2.6**		**3.6**		**2.3**		**1.7**		0.13	U	0.12	U	**1.5**		**3.3**		**5.1**		**1.3**	
OA24	OA24-SD2024-2211	20	24	**3.3**		**3.3**		**5.3**		**5.1**		0.22	U	**9.1**		**5.8**		**8.9**		**11**		**7.4**		**6.1**		0.26	U	0.24	U	**6.1**		**7.7**		**15**		**7**	
OA25	OA25-SD0002-2211	0	2	0.17	U	**1.3**		**0.97**		**1**		0.12	U	**1.1**		**1.2**		**1.8**		**2.3**		**2.2**		**1.5**		0.14	UJ	0.13	U	**0.75**		**1.8**		**3**		**1.1**	
OA25	OA25-SD0204-2211	2	4	0.16	U	0.13	U	**1**		**0.58**		0.11	U	**1.3**		**0.91**		**1.6**		**2.7**		**2.2**		**1.2**		0.13	U	0.12	U	**1**		**1.8**		**3.7**		**1.6**	
OA25	OA25-SD0406-2211	4	6	0.16	U	0.13	U	**1.1**		**0.45**		0.11	U	**1.8**		**0.99**		**1.6**		**2.4**		**1.9**		**1.2**		0.13	U	0.12	U	**0.95**		**1.6**		**3**		**1.7**	
OA25	OA25-SD0608-2211	6	8	0.16	U	0.13	U	**1.6**		**0.71**		0.11	U	**2.3**		**1.3**		**2.2**		**3.7**		**2.6**		**1.6**		0.13	U	0.12	U	**1.4**		**2.1**		**4.5**		**2.1**	
OA25	OA25-SD0812-2211	8	12	0.15	U	0.13	U	**1.4**		0.051	U	0.11	U	**2.4**		**0.99**		**1.8**		**3.1**		**2.2**		**1.4**		0.13	U	0.12	U	**1.1**		**2.1**		**3.3**		**1.1**	
OA25	OA25-SD1216-2211	12	16	**0.52**	**J**	0.13	U	**2.2**		**0.89**		0.11	U	**4**		**1.6**		**3.2**		**4.3**		**3.3**		**2.4**		0.13	U	0.12	U	**1.5**		**2.8**		**5.5**		**2.1**	
OA25	OA25-SD1620-2211	16	20	**0.53**	**J**	0.13	U	**2.6**		**0.86**		0.11	U	**3.9**		**2.3**		**3.7**		**5.8**		**4.1**		**3.4**		0.13	U	0.12	U	**2.2**		**3.7**		**6.3**		**3.4**	
OA25	OA25-SD2024-2211	20	24	**1**		**1.9**		**4.4**		**2**		0.11	U	**6.8**		**4.2**		**6.3**		**9.6**		**8**		**4.2**		0.13	U	0.12	U	**2.6**		**5.1**		**10**		**5.2**	
OA25	OA25-SD2428-2211	24	28	**2.1**		**5.4**		**11**		**6.6**		0.12	U	**17**		**10**		**19**		**24**		**25**		**12**		**4**		0.13	U	**9.9**		**13**		**26**		**11**	
OA26	OA26-SD0002-2211	0	2	**1.7**		0.2	U	**5.9**		**9.6**		0.17	U	**11**		**8.2**		**13**		**17**		**17**		**9.4**		**2.3**	**J**	0.18	U	**6.3**		**9.3**		**19**		**10**	
OA26	OA26-SD0204-2211	2	4	**2.4**		**6**		**11**		**11**		0.16	U	**21**		**13**		**24**		**28**		**33**		**14**		**6.2**		0.18	U	**11**		**13**		**27**		**14**	
OA26	OA26-SD0406-2211	4	6	**4.5**		**14**		**23**		**32**		0.27	U	**43**		**32**		**50**		**60**		**67**		**30**		**8.8**		0.3	U	**37**		**31**		**58**		**30**	
OA26	OA26-SD0608-2211	6	8	**7.6**		**17**		**23**		**40**		0.28	U	**62**		**28**		**49**		**55**		**58**		**31**		**9.8**	**J**	0.31	U	**25**		**25**		**53**		**25**	
OA26	OA26-SD0812-2211	8	12	**4.7**		**15**		**28**		**25**		0.13	U	**48**		**26**		**55**		**63**		**79**		**34**		**10**		0.15	U	**29**		**32**		**69**		**54**	
OA26	OA26-SD1216-2211	12	16	**8.9**		**29**		**38**		**49**		0.14	U	**70**		**37**		**76**		**100**		**120**		**49**		**14**		0.16	U	**27**		**38**		**76**		**44**	
OA26	OA26-SD1620-2211	16	20	**16**		**55**		**86**		**89**		**40**		**150**		**74**		**140**		**150**		**200**		**92**		**28**		0.19	U	**49**		**64**		**140**		**73**	
OA26	OA26-SD2024-2211	20	24	**30**		**130**		**100**		**180**		0.84	U	**200**		**110**		**190**		**180**		**220**		**110**		**25**		0.93	U	**66**		**62**		**160**		**75**	
OA26	OA26-SD2428-2211	24	28	**15**		**88**		**96**		**160**		0.91	U	**180**		**98**		**160**		**170**		**210**		**98**		**16**		1	U	**63**		**61**		**140**		**61**	
OA26	OA26-SD2832-2211	28	32	**20**		**88**		**100**		**140**		**28**		**200**		**120**		**220**		**200**		**250**		**110**		**31**		0.2	U	**67**		**81**		**170**		**110**	
OA26	OA26-SD3236-2211	32	36	**29**		**130**		**130**		**190**		**40**		**250**		**110**		0.18	U	**250**		**340**		**140**		**40**		0.2	U	**100**		**120**		**250**		**130**	
OA26	OA26-SD3640-2211	36	40	**11**		**51**		**60**		**81**		0.17	U	**120**		**64**		**130**		**140**		**160**		**70**		**24**		0.18	U	**57**		**62**		**150**		**73**	
OA26	OA26-SD4044-2211	40	44	**11**		**46**		**42**		**69**		**11**		**93**		**43**		**110**		**97**		**130**		**65**		**21**		0.18	U	**53**		**69**		**170**		**65**	
OA26	OA26-SD4448-2211	44	48	**5.1**		**33**		**26**		**30**		**17**		**49**		**33**		**57**		**58**		**57**		**25**		**5**		0.16	U	**23**		**24**		**61**		**35**	
OA26	OA26-SD4852-2211	48	52	**2.5**		**10**		**15**		**16**		0.12	U	**26**		**14**		**28**		**27**		**36**		**18**		**3.7**		0.13	U	**11**		**13**		**27**		**14**	
OA26	OA26-SD5256-2211	52	56	**1.1**		**6.2**		**7.6**		**10**		0.13	U	**15**		**8.4**		**16**		**16**		**20**		**8.7**		**0.88**		0.14	U	**8.5**		**8.2**		**16**		**8.7**	
OA26	OA26-SD5660-2211	56	60	**1**		**4.2**		**6.1**		**7.3**		0.12	U	**13**		**6.4**		**15**		**13**		**15**		**6.9**		**1.4**		0.13	U	**7**		**6.3**		**13**		**7.3**	
OA26	OA26-SD6064-2211	60	64	**0.2**	**J**	**0.8**		**0.64**		**0.82**		0.11	U	**1**		**0.59**		**1.2**		**0.86**		**1**		**0.52**		0.13	U	0.12	U	**0.81**		**0.47**		**1.3**		**0.66**	
OA26	OA26-SD6468-2211	64	68	0.16	U	0.13	U	**0.15**	**J**	**0.26**	**J**	0.11	U	0.16	U	**0.21**	**J**	**0.25**	**J**	0.15	U	0.13	U	0.14	U	0.13	U	0.12	U	0.17	U	**0.46**		**0.48**		0.15	U

Table 1. Sediment PCB Results
Second MNR Report
Palos Verdes Shelf
Los Angeles County, California

Location ID	Sample ID	Top of Sample (cm)	Bottom of Sample (cm)	PCB-110	Q	PCB-114	Q	PCB-118	Q	PCB-119	Q	PCB-123	Q	PCB-126	Q	PCB-128	Q	PCB-132/153	Q	PCB-138/158	Q	PCB-149	Q	PCB-151	Q	PCB-156	Q	PCB-157	Q	PCB-167	Q	PCB-168	Q	PCB-169	Q	PCB-170	Q
OA23	OA23-SD0002-2211	0	2	**4.3**		0.16	U	**3.3**		0.19	U	0.15	U	0.14	U	0.21	U	**7.3**		**5.3**		**2.1**		**0.48**		0.14	U	0.14	U	0.17	U	0.16	U	0.14	U	0.15	U
OA23	OA23-SD0204-2211	2	4	**7.2**		0.16	U	**5.2**		0.18	U	0.14	U	0.13	U	**1.1**		**11**		**7.1**		**3.4**		**1.3**		0.14	U	0.14	U	0.16	U	0.15	U	0.14	U	**1.9**	
OA23	OA23-SD0406-2211	4	6	**5.9**		0.15	U	**4.7**		0.18	U	0.14	U	0.13	U	0.2	U	**9.3**		**6.2**		**3.2**		**0.87**		0.14	U	0.14	U	0.16	U	0.15	U	0.14	U	**1.3**	
OA23	OA23-SD0608-2211	6	8	**7.2**		0.15	U	**4.6**		0.18	U	0.14	U	0.13	U	0.2	U	**8.3**		**6.2**		**3.3**		**0.59**		0.14	U	0.14	U	0.16	U	0.15	U	0.14	U	**1.7**	
OA23	OA23-SD0812-2211	8	12	**5.9**		0.31	U	**4.8**		0.36	U	0.29	U	0.27	U	0.4	U	**5.9**		**6.8**		**3.5**		**0.89**		0.28	U	0.28	U	0.33	U	0.31	U	0.28	U	0.3	U
OA23	OA23-SD1216-2211	12	16	**7.5**		0.31	U	**9.8**		0.36	U	0.29	U	0.27	U	0.4	U	**8.9**		**11**		**5.8**		**1.8**		0.28	U	0.27	U	0.33	U	0.31	U	0.27	U	0.3	U
OA23	OA23-SD1620-2211	16	20	**11**		0.31	U	**12**		0.36	U	0.29	U	0.27	U	0.4	U	**13**		**7.6**		**8.7**		**3.7**		0.28	U	0.27	U	0.33	U	0.31	U	0.27	U	0.3	U
OA23	OA23-SD2024-2211	20	24	**16**		0.32	U	**9.9**		0.37	U	0.3	U	0.28	U	0.41	U	**8.5**		**9.3**		**6.8**		**2.8**		0.29	U	0.28	U	0.34	U	0.32	U	0.28	U	**4.8**	
OA23	OA23-SD2428-2211	24	28	**23**		0.33	U	**17**		0.38	U	0.3	U	0.28	U	0.42	U	**17**		**19**		**13**		**4**		**1.1**		**4.8**		0.35	U	0.32	U	0.29	U	**5.9**	
OA23	OA23-SD2832-2211	28	32	**11**		0.78	U	**9.7**		0.91	U	0.73	U	0.67	U	1	U	**20**		**9.9**		**8.2**		0.67	U	0.7	U	0.69	U	0.83	U	0.77	U	0.69	U	0.76	U
OA23	OA23-SD3236-2211	32	36	**23**		0.34	U	**24**		0.39	U	0.31	U	0.29	U	**3.1**		**24**		**26**		**16**		**4.4**		**2.5**		0.3	U	0.36	U	0.33	U	0.3	U	**11**	
OA23	OA23-SD3640-2211	36	40	**3**		0.15	U	**3**		0.18	U	0.14	U	0.13	U	0.19	U	**5.2**		**3.2**		**1.9**		**0.85**		0.13	U	0.13	U	0.16	U	0.15	U	0.13	U	**0.73**	
OA23	OA23-SD4044-2211	40	44	**5.9**		0.16	U	**6.2**		0.18	U	0.15	U	0.14	U	**1.4**		**11**		**6**		**4.3**		**1.6**		0.14	U	0.14	U	0.17	U	0.16	U	0.14	U	**1.8**	
OA23	OA23-SD4448-2211	44	48	**1.4**		0.15	U	**1.7**		0.18	U	0.14	U	0.13	U	0.2	U	**2.9**		**1.7**		**0.97**		**0.46**		0.14	U	0.14	U	0.16	U	0.15	U	0.14	U	0.15	U
OA24	OA24-SD0002-2211	0	2	**8.4**		0.35	U	**9**		0.4	U	0.32	U	0.3	U	**2.1**		**11**		**12**		**6.9**		**2**		0.31	U	0.3	U	0.36	U	0.34	U	0.3	U	**3.2**	
OA24	OA24-SD0204-2211	2	4	**9.4**		0.31	U	**9.5**		0.36	U	0.28	U	0.26	U	0.39	U	**11**		**10**		**7.4**		**1.5**		**1.1**		0.27	U	0.32	U	0.3	U	0.27	U	**2.4**	
OA24	OA24-SD0406-2211	4	6	**13**		0.3	U	**9.6**		0.35	U	0.28	U	0.26	U	**2.1**		**9.8**		**12**		**7**		**2.2**		**0.52**	**J**	0.27	U	0.32	U	0.3	U	0.27	U	**4.3**	
OA24	OA24-SD0608-2211	6	8	**13**		0.31	U	**14**		0.36	U	0.29	U	0.27	U	**2.7**		**23**		**16**		**8.7**		**2.3**		0.28	U	0.27	U	0.33	U	0.31	U	0.27	U	**3.3**	
OA24	OA24-SD0812-2211	8	12	**13**		0.31	U	**10**		0.36	U	0.29	U	0.27	U	**3.1**		**20**		**11**		**7.9**		**2.1**		**2.7**		0.27	U	0.33	U	0.31	U	0.28	U	**3.5**	
OA24	OA24-SD1216-2211	12	16	**5.5**		0.29	U	**6.1**		0.34	U	0.27	U	0.25	U	0.38	U	**10**		**6.8**		**4.2**		**1.4**		0.26	U	0.26	U	0.31	U	0.29	U	0.26	U	**1.6**	
OA24	OA24-SD1620-2211	16	20	**4.5**		0.14	U	**4.6**		0.17	U	0.13	U	0.12	U	0.18	U	**8.4**		**4.7**		**3.3**		**0.95**		0.13	U	0.13	U	0.15	U	0.14	U	0.13	U	0.14	U
OA24	OA24-SD2024-2211	20	24	**14**		0.29	U	**15**		0.34	U	0.27	U	0.25	U	**2.1**		**17**		**16**		**13**		**2.6**		**1.4**		0.26	U	0.31	U	0.29	U	0.26	U	**4.9**	
OA25	OA25-SD0002-2211	0	2	**2.4**		0.16	U	**2.4**		0.18	U	0.15	U	0.14	U	0.2	U	**3.8**		**3.8**		**1.7**		0.14	U	0.14	U	0.14	U	0.17	U	0.16	U	0.14	U	0.15	U
OA25	OA25-SD0204-2211	2	4	**2.4**		0.15	U	**3**		0.17	U	0.14	U	0.13	U	**1.2**		**3.9**		**3.3**		**2.4**		**0.91**		**0.33**		0.13	U	0.16	U	0.15	U	0.13	U	**0.75**	
OA25	OA25-SD0406-2211	4	6	**2.3**		0.15	U	**2.6**		0.17	U	0.14	U	0.13	U	0.19	U	**3.9**		**3.3**		**2.1**		**0.79**		0.13	U	0.13	U	0.16	U	0.15	U	0.13	U	0.14	U
OA25	OA25-SD0608-2211	6	8	**3.4**		0.15	U	**3.7**		0.17	U	0.14	U	0.13	U	0.19	U	**4.8**		**4.1**		**2.5**		**1.2**		0.13	U	0.13	U	0.15	U	0.14	U	0.13	U	**1.2**	
OA25	OA25-SD0812-2211	8	12	**4.1**		0.14	U	**3.3**		0.17	U	0.13	U	0.12	U	0.19	U	**4**		**4**		**2.8**		**0.96**		0.13	U	0.13	U	0.15	U	0.14	U	0.13	U	0.14	U
OA25	OA25-SD1216-2211	12	16	**4.2**		0.15	U	**5.6**		0.17	U	0.14	U	0.13	U	0.19	U	**6.3**		**5.8**		**3.8**		**1.3**		0.13	U	0.13	U	0.16	U	0.15	U	0.13	U	**1.3**	
OA25	OA25-SD1620-2211	16	20	**4.8**		0.15	U	**6.4**		0.18	U	0.14	U	0.13	U	**1.4**		**7**		**6.5**		**3.6**		**1.6**		0.13	U	0.13	U	0.16	U	0.15	U	0.13	U	**1.9**	
OA25	OA25-SD2024-2211	20	24	**8.2**		0.15	U	**8.3**		0.17	U	0.14	U	0.13	U	**1.6**		**10**		**8.2**		**5.5**		**2.1**		0.13	U	0.13	U	0.16	U	0.15	U	0.13	U	**1.3**	
OA25	OA25-SD2428-2211	24	28	**23**		0.16	U	**24**		0.19	U	0.15	U	0.14	U	**4.4**		**27**		**27**		**17**		**4.7**		**4.4**		0.14	U	0.17	U	0.16	U	0.14	U	**5.2**	
OA26	OA26-SD0002-2211	0	2	**14**		0.22	U	**15**		0.26	U	0.21	U	0.19	U	**2.7**		**22**		**16**		**7.3**		**2.9**		0.2	U	0.2	U	0.24	U	0.22	U	0.2	U	**3.1**	
OA26	OA26-SD0204-2211	2	4	**29**		0.22	U	**24**		0.26	U	0.2	U	0.19	U	**5.1**		**30**		**29**		**19**		**5**		**3.1**		**2.5**		0.23	U	0.22	U	0.19	U	**7.6**	
OA26	OA26-SD0406-2211	4	6	**57**		0.37	U	**64**		0.43	U	0.34	U	0.32	U	**12**		**57**		**65**		**33**		**10**		**6.8**		0.32	U	0.39	U	0.36	U	0.32	U	**13**	
OA26	OA26-SD0608-2211	6	8	**50**		0.37	U	**49**		0.44	U	0.35	U	0.32	U	**6.9**		**80**		**43**		**29**		**9.8**		**10**		**18**		0.4	U	0.37	U	0.33	U	**12**	
OA26	OA26-SD0812-2211	8	12	**65**		0.18	U	**71**		0.21	U	0.16	U	0.15	U	**10**		**73**		**76**		**42**		**11**		**7.5**		0.16	U	**1.2**		0.18	U	0.16	U	**14**	
OA26	OA26-SD1216-2211	12	16	**98**		0.19	U	**69**		0.22	U	0.18	U	0.16	U	**11**		**77**		**70**		**49**		**13**		**12**		0.17	U	0.2	U	0.19	U	0.17	U	**18**	
OA26	OA26-SD1620-2211	16	20	**160**		0.23	U	**130**		0.27	U	0.22	U	0.2	U	**22**		**120**		**110**		**76**		**20**		**14**		**20**		0.25	U	0.23	U	0.2	U	**23**	
OA26	OA26-SD2024-2211	20	24	**160**		1.1	U	**130**		1.3	U	1	U	0.97	U	**19**		**160**		**97**		**64**		**18**		**18**		0.99	U	1.2	U	1.1	U	1	U	**21**	
OA26	OA26-SD2428-2211	24	28	**140**		1.2	U	**110**		1.4	U	1.1	U	1	U	**16**		**120**		**77**		**54**		**16**		**12**		1.1	U	1.3	U	1.2	U	1.1	U	**18**	
OA26	OA26-SD2832-2211	28	32	**190**		0.25	U	**150**		0.29	U	0.23	U	0.21	U	**29**		**180**		**170**		**100**		**27**		**20**		**30**		0.26	U	0.24	U	0.22	U	**39**	
OA26	OA26-SD3236-2211	32	36	**250**		0.25	U	**240**		0.29	U	**8.6**		0.21	U	**38**		**230**		**200**		**130**		**31**		**29**		**17**		**5.2**		0.25	U	0.22	U	**42**	
OA26	OA26-SD3640-2211	36	40	**160**		0.23	U	**130**		0.26	U	0.21	U	0.19	U	**26**		**160**		**150**		**100**		**27**		**16**		**16**		**4.1**		0.22	U	0.2	U	**33**	
OA26	OA26-SD4044-2211	40	44	**160**		0.22	U	**120**		0.26	U	0.21	U	0.19	U	**21**		**150**		**140**		**93**		**24**		**24**		**26**		**4.2**		0.22	U	0.2	U	**25**	
OA26	OA26-SD4448-2211	44	48	**75**		0.19	U	**53**		0.23	U	0.18	U	0.17	U	**10**		**82**		**69**		**41**		**12**		**9.7**		**18**		0.2	U	0.19	U	0.17	U	**15**	
OA26	OA26-SD4852-2211	48	52	**23**		0.16	U	**23**		0.18	U	0.14	U	0.13	U	**7.5**		**28**		**28**		**15**		**4.8**		**2.8**		**4.3**		0.17	U	0.15	U	0.14	U	**4.3**	
OA26	OA26-SD5256-2211	52	56	**22**		0.17	U	**15**		0.2	U	0.16	U	0.15	U	**2.1**		**13**		**20**		**11**		**3.9**		**1.8**		0.15	U	0.18	U	0.17	U	0.15	U	**4.5**	
OA26	OA26-SD5660-2211	56	60	**14**		0.16	U	**13**		0.18	U	0.15	U	0.14	U	**1.9**		**9.5**		**15**		**8.6**		**2**		**0.78**		0.14	U	0.17	U	0.16	U	0.14	U	**3.5**	
OA26	OA26-SD6064-2211	60	64	**1.2**		0.15	U	**1.1**		0.17	U	0.14	U	0.13	U	0.19	U	**0.78**		**1.1**		**0.92**		0.13	U	0.13	U	0.13	U	0.16	U	0.14	U	0.13	U	0.14	U
OA26	OA26-SD6468-2211	64	68	**0.36**		0.15	U	**0.27**	**J**	0.17	U	0.14	U	0.13	U	0.19	U	0.33	U	0.33	U	**0.25**	**J**	**0.26**	**J**	0.13	U	0.13	U	0.16	U	0.15	U	0.13	U	0.14	U

Table 1. Sediment PCB Results
Second MNR Report
Palos Verdes Shelf
Los Angeles County, California

Location ID	Sample ID	Top of Sample (cm)	Bottom of Sample (cm)	PCB-177	Q	PCB-180	Q	PCB-183	Q	PCB-187	Q	PCB-189	Q	PCB-194	Q	PCB-195	Q	PCB-201	Q	PCB-203	Q	PCB-206	Q	PCB-209	Q	Total PCB - Short List	Q	Total PCB - Expanded List	Q
OA23	OA23-SD0002-2211	0	2	**0.61**		**2.2**		**0.53**		**1**		0.12	U	0.17	U	0.093	U	0.21	U	0.1	U	0.17	U	0.14	U	**31**		**49**	
OA23	OA23-SD0204-2211	2	4	**0.84**		**3.2**		**0.57**		**1.6**		0.12	U	0.16	U	0.091	U	0.2	U	0.1	U	0.16	U	0.14	U	**49**		**76**	
OA23	OA23-SD0406-2211	4	6	**0.43**		**3**		**0.53**		**1.5**		0.11	U	0.16	U	0.09	U	0.2	U	0.1	U	**0.48**		**1.6**		**45**		**69**	
OA23	OA23-SD0608-2211	6	8	**0.53**		**3.1**		**0.38**		**1.6**		0.12	U	0.16	U	0.09	U	0.2	U	0.1	U	0.16	U	0.13	U	**43**		**66**	
OA23	OA23-SD0812-2211	8	12	0.28	U	**3.1**		**0.51**	**J**	**1.9**		0.23	U	0.33	U	0.18	U	0.41	U	0.2	U	0.33	U	0.27	U	**41**		**61**	**J**
OA23	OA23-SD1216-2211	12	16	0.27	U	**2.4**		**1.2**		**2.6**		0.23	U	0.32	U	0.18	U	0.4	U	0.2	U	0.33	U	0.27	U	**68**		**110**	
OA23	OA23-SD1620-2211	16	20	**0.74**		**2.7**		**0.66**		**1.8**		0.23	U	0.33	U	0.18	U	0.41	U	0.2	U	0.33	U	0.27	U	**79**		**140**	
OA23	OA23-SD2024-2211	20	24	0.28	U	**5**		**1.3**		**1.9**		0.24	U	0.34	U	0.19	U	0.42	U	0.21	U	0.34	U	0.28	U	**94**		**170**	
OA23	OA23-SD2428-2211	24	28	**2.2**		**8.9**		**1.4**		**5.4**		0.24	U	0.34	U	0.19	U	0.42	U	**7.6**		0.35	U	**4.5**		**200**		**350**	
OA23	OA23-SD2832-2211	28	32	0.69	U	**4.1**		**1.7**		**2.5**		0.58	U	0.82	U	0.46	U	1	U	0.51	U	0.83	U	0.68	U	**100**		**160**	
OA23	OA23-SD3236-2211	32	36	**3.1**		**11**		**3.1**		**6**		0.25	U	0.35	U	0.2	U	0.44	U	**5.9**		0.36	U	**6.7**		**280**		**470**	
OA23	OA23-SD3640-2211	36	40	**0.42**		**1.5**		**0.36**		**0.78**		0.11	U	0.16	U	0.088	U	0.2	U	**0.68**		0.16	U	**0.66**		**33**		**53**	
OA23	OA23-SD4044-2211	40	44	**0.69**		**3.7**		**0.67**		**1.9**		0.12	U	**1.2**		0.092	U	0.2	U	**1.5**		**0.45**		**1.9**		**74**		**110**	
OA23	OA23-SD4448-2211	44	48	0.14	U	**0.59**		0.18	U	**0.46**		0.11	U	0.16	U	0.09	U	0.2	U	0.1	U	0.16	U	0.13	U	**17**	**J**	**25**	**J**
OA24	OA24-SD0002-2211	0	2	**1.9**		**4.5**		**1.6**		**2.2**		0.26	U	0.36	U	0.2	U	0.45	U	0.22	U	0.36	U	0.3	U	**84**	**J**	**130**	**J**
OA24	OA24-SD0204-2211	2	4	**1.7**		**4.9**		**1.3**		**2.7**		0.23	U	0.32	U	0.18	U	0.4	U	**3.5**		0.32	U	0.27	U	**79**		**130**	
OA24	OA24-SD0406-2211	4	6	**1.7**		**5.3**		**1.3**		**2.8**		0.23	U	0.32	U	0.18	U	0.39	U	0.2	U	0.32	U	0.26	U	**89**	**J**	**140**	**J**
OA24	OA24-SD0608-2211	6	8	**1.7**		**7.7**		**1.7**		**3.4**		0.23	U	**2.1**		0.18	U	0.41	U	**4**		**2.4**		**3.2**		**140**		**220**	
OA24	OA24-SD0812-2211	8	12	**1.9**		**5.6**		**1.6**		**3.3**		0.23	U	**2.5**		0.18	U	0.41	U	**4.2**		0.33	U	0.27	U	**130**		**200**	
OA24	OA24-SD1216-2211	12	16	**0.86**		**3**		**0.84**		**1.5**		0.22	U	0.31	U	0.17	U	0.38	U	**2.3**		0.31	U	0.26	U	**59**		**94**	
OA24	OA24-SD1620-2211	16	20	**0.64**		**2.8**		**0.86**		**1.2**		0.11	U	0.15	U	0.083	U	0.19	U	**0.99**		0.15	U	0.12	U	**41**		**64**	
OA24	OA24-SD2024-2211	20	24	**2.4**		**6.3**		**2**		**3.9**		0.22	U	0.3	U	0.17	U	0.38	U	**4.7**		0.31	U	0.25	U	**130**		**210**	
OA25	OA25-SD0002-2211	0	2	0.14	U	**1.3**		**0.42**		**0.79**		0.12	U	0.17	U	0.092	U	0.21	U	0.1	U	0.17	U	0.14	U	**24**		**37**	
OA25	OA25-SD0204-2211	2	4	**0.34**		**1.5**		**0.5**		**0.87**		0.11	U	0.16	U	0.087	U	0.19	U	**0.45**		**0.23**	**J**	**0.56**		**28**	**J**	**42**	**J**
OA25	OA25-SD0406-2211	4	6	**0.47**		**1.5**		**0.37**		**0.76**		0.11	U	0.16	U	0.087	U	0.19	U	0.097	U	0.16	U	0.13	U	**24**		**37**	
OA25	OA25-SD0608-2211	6	8	**0.55**		**2**		**0.38**		**1.2**		0.11	U	0.15	U	0.085	U	0.19	U	0.095	U	0.15	U	0.13	U	**33**		**51**	
OA25	OA25-SD0812-2211	8	12	**0.42**		**1.6**		**0.32**		**1.1**		0.11	U	0.15	U	0.084	U	0.19	U	0.094	U	0.15	U	0.13	U	**27**		**43**	
OA25	OA25-SD1216-2211	12	16	**0.45**		**2.8**		**0.59**		**1.3**		0.11	U	0.16	U	0.086	U	0.19	U	0.097	U	0.16	U	**0.71**		**46**	**J**	**68**	**J**
OA25	OA25-SD1620-2211	16	20	**0.61**		**3**		**0.91**		**1.4**		0.11	U	0.16	U	0.088	U	0.2	U	**0.91**		0.16	U	**0.9**		**55**	**J**	**84**	**J**
OA25	OA25-SD2024-2211	20	24	**0.96**		**3.8**		**0.9**		**2.1**		0.11	U	**0.88**		0.087	U	0.19	U	**1.5**		0.16	U	0.13	U	**81**		**130**	
OA25	OA25-SD2428-2211	24	28	**2.9**		**11**		**2.4**		**5.2**		0.12	U	**3.2**		0.093	U	0.21	U	**2.7**		**1.6**		**3**		**230**		**360**	
OA26	OA26-SD0002-2211	0	2	**1.7**		**6.1**		**1.6**		**3.7**		0.17	U	0.23	U	0.13	U	0.29	U	0.15	U	0.24	U	0.2	U	**150**	**J**	**240**	**J**
OA26	OA26-SD0204-2211	2	4	**3.7**		**17**		**3.8**		**7.8**		0.16	U	**4.6**		**2.7**		**0.58**		**4.2**		**0.96**		**1.1**		**270**		**440**	
OA26	OA26-SD0406-2211	4	6	**7.3**		**29**		**6.8**		**14**		0.27	U	0.38	U	0.21	U	0.48	U	**8.2**		**2.4**		**3.6**		**560**		**910**	
OA26	OA26-SD0608-2211	6	8	**5.8**		**23**		**4.7**		**11**		0.28	U	**6.7**		0.22	U	0.49	U	**10**		**7.9**		**4.2**		**570**	**J**	**890**	**J**
OA26	OA26-SD0812-2211	8	12	**7.5**		**38**		**9.8**		**20**		0.13	U	**16**		**4.1**		**3.3**		**27**		**67**		**26**		**750**		**1200**	
OA26	OA26-SD1216-2211	12	16	**6.4**		**35**		**7.4**		**15**		0.14	U	**9**		0.11	U	0.25	U	**8.5**		**2.1**		**4.3**		**770**		**1300**	
OA26	OA26-SD1620-2211	16	20	**10**		**44**		**10**		**22**		0.17	U	**9.7**		**3.8**		**2.2**		**10**		**7**		**6.5**		**1400**		**2300**	
OA26	OA26-SD2024-2211	20	24	**8.1**		**42**		**10**		**17**		0.84	U	**11**		0.66	U	1.5	U	**13**		1.2	U	0.99	U	**1600**		**2600**	
OA26	OA26-SD2428-2211	24	28	**8.6**		**28**		**7.2**		**15**		0.91	U	1.3	U	0.71	U	1.6	U	0.8	U	1.3	U	1.1	U	**1300**		**2200**	
OA26	OA26-SD2832-2211	28	32	**15**		**65**		**14**		**32**		0.18	U	**13**		0.14	U	**3**		**16**		**6.5**		**5.3**		**1900**		**3000**	
OA26	OA26-SD3236-2211	32	36	**18**		**70**		**16**		**32**		0.19	U	**18**		**5.6**		**2.6**		**17**		**8**		**2.8**		**2100**		**3700**	
OA26	OA26-SD3640-2211	36	40	**17**		**67**		**14**		**31**		0.17	U	**14**		**6.6**		**2.1**		**15**		**7.4**		**5.4**		**1400**		**2300**	
OA26	OA26-SD4044-2211	40	44	**13**		**64**		**12**		**25**		0.17	U	**16**		**7.1**		**2.1**		**14**		**8.6**		**5.7**		**1300**		**2000**	
OA26	OA26-SD4448-2211	44	48	**5.7**		**27**		**6**		**12**		0.14	U	**5.9**		0.11	U	0.25	U	**6.7**		**6.6**		**4.3**		**640**		**1000**	
OA26	OA26-SD4852-2211	48	52	**2.5**		**10**		**2.5**		**5.1**		0.12	U	0.16	U	0.091	U	0.2	U	**2.1**		**2.5**		**1.9**		**270**		**430**	
OA26	OA26-SD5256-2211	52	56	**1.4**		**7.7**		**1.8**		**3.1**		0.13	U	0.18	U	0.1	U	0.22	U	**2**		**1.5**		**1.4**		**160**		**260**	
OA26	OA26-SD5660-2211	56	60	**1.5**		**6.4**		**1.3**		**2.6**		0.12	U	0.17	U	0.092	U	0.21	U	0.1	U	0.17	U	**0.58**		**130**		**200**	
OA26	OA26-SD6064-2211	60	64	0.13	U	**0.69**		0.17	U	**0.28**		0.11	U	0.15	U	0.086	U	0.19	U	0.096	U	0.16	U	0.13	U	**11**	**J**	**17**	**J**
OA26	OA26-SD6468-2211	64	68	0.13	U	0.11	U	0.17	U	0.12	U	0.11	U	0.15	U	0.086	U	0.19	U	0.096	U	0.16	U	0.13	U	**1.2**	**J**	**3**	**J**

Table 1. Sediment PCB Results
Second MNR Report
Palos Verdes Shelf
Los Angeles County, California

Location ID	Sample ID	Top of Sample (cm)	Bottom of Sample (cm)	PCB-5/8	Q	PCB-18	Q	PCB-28	Q	PCB-31	Q	PCB-37	Q	PCB-44	Q	PCB-49	Q	PCB-52	Q	PCB-66	Q	PCB-70	Q	PCB-74	Q	PCB-77	Q	PCB-81	Q	PCB-87	Q	PCB-99	Q	PCB-101	Q	PCB-105	Q
OA27	OA27-SD0002-2211	0	2	**1.5**		**3.8**		**9.7**		**9.1**		0.15	U	**17**		**11**		**23**		**24**		**27**		**13**		**6.6**		0.16	U	**17**		**15**		**31**		**14**	
OA27	OA27-SD0204-2211	2	4	**1.3**		0.15	U	**7.5**		**7.2**		0.13	U	**12**		**11**		**14**		**18**		**19**		**10**		**2.2**		0.14	U	**12**		**13**		**24**		**12**	
OA27	OA27-SD0406-2211	4	6	**1.8**		**3.1**		**4.9**		**4.7**		0.12	U	**7.8**		**5.9**		**9.8**		**10**		**8.9**		**4.6**		**1.2**		0.14	U	**6.5**		**6.5**		**13**		**6.4**	
OA27	OA27-SD0608-2211	6	8	**2.2**		**3.9**		**5.2**		**5.1**		0.12	U	**11**		**6.6**		**11**		**14**		**13**		**6.8**		**2.2**		0.13	U	**8.1**		**9**		**17**		**8.1**	
OA27	OA27-SD0812-2211	8	12	**0.37**	**J**	0.14	U	**0.74**		**0.77**		0.12	U	**0.84**		**0.45**		**0.5**		**0.92**		**0.47**		0.15	U	0.14	U	0.13	U	**0.59**		**1.2**		**1.6**		0.16	U
OA27	OA27-SD1216-2211	12	16	0.2	U	0.17	U	0.18	U	0.067	U	0.14	U	0.21	U	0.19	U	0.14	U	0.19	U	0.16	U	0.18	U	0.17	U	0.15	U	0.22	U	0.15	U	0.19	U	0.19	U
OA27	OA27-SD1620-2211	16	20	0.18	U	0.15	U	0.16	U	0.06	U	0.13	U	0.19	U	0.17	U	0.13	U	0.17	U	0.15	U	0.16	U	0.15	U	0.14	U	0.2	U	0.14	U	0.17	U	0.17	U
OA27	OA27-SD2024-2211	20	24	0.21	U	0.17	U	0.18	U	0.07	U	0.15	U	0.22	U	0.2	U	0.15	U	0.2	U	0.17	U	0.19	U	0.18	U	0.16	U	0.23	U	0.16	U	0.2	U	0.19	U
OA27	OA27-SD2428-2211	24	28	**1.1**	**J**	0.36	U	**5**		**4.2**		0.3	U	**11**		**5.4**		**8.9**		**12**		**9.9**		**6.4**		0.36	UJ	0.33	U	**5.4**		**6.6**		**16**		**5.1**	
OA28	OA28-SD0002-2211	0	2	**1.1**		0.18	U	**4.7**		**5.6**		0.15	U	**8.5**		**6.3**		**11**		**15**		**12**		**6.3**		**2.2**		0.16	U	**10**		**9.4**		**18**		**11**	
OA28	OA28-SD0204-2211	2	4	0.18	U	0.15	U	0.16	U	0.14	U	0.13	U	0.19	U	0.18	U	0.13	U	0.18	U	0.15	U	0.17	U	0.15	UJ	0.14	U	0.2	U	0.14	U	0.18	U	0.17	U
OA28	OA28-SD0406-2211	4	6	**2.5**		**7.5**		**12**		**15**		0.14	U	**24**		**13**		**25**		**36**		**37**		**17**		**6.5**		0.15	U	**26**		**22**		**40**		**19**	
OA28	OA28-SD0608-2211	6	8	0.19	U	0.15	U	**10**		**9.6**		0.13	U	**18**		**13**		**26**		**27**		**24**		**13**		**5.2**		0.14	U	**18**		**16**		**30**		**19**	
OA28	OA28-SD0812-2211	8	12	**5.6**		**9.5**		**20**		**26**		0.14	U	**40**		**28**		**44**		**63**		**47**		**32**		**18**		0.16	U	**44**		**43**		**84**		**58**	
OA28	OA28-SD1216-2211	12	16	**4.6**		**16**		**43**		**36**		0.14	U	**86**		**44**		**83**		**100**		**100**		**55**		**16**		0.16	U	**52**		**68**		**150**		**72**	
OA28	OA28-SD1620-2211	16	20	**4.4**		**20**		**35**		**46**		0.16	U	**71**		**40**		**84**		**110**		**110**		**58**		**17**		0.17	U	**32**		**65**		**140**		**69**	
OA28	OA28-SD2024-2211	20	24	**2.7**		**5.8**		**10**		**10**		0.13	U	**19**		**11**		**23**		**28**		**26**		**13**		**4.1**		0.14	U	**20**		**18**		**34**		**16**	
OA28	OA28-SD2428-2211	24	28	**0.73**		**0.89**		**0.93**		**0.59**		0.11	U	**1.6**		**0.95**		**1.5**		**1.1**		**1.2**		**0.52**		0.13	U	0.12	U	**0.81**		**1**		**2.2**		**1.3**	
OA28	OA28-SD2832-2211	28	32	0.16	U	0.13	U	**0.83**		**1**		0.11	U	**2.1**		**0.96**		**2.1**		**2**		**1.2**		**0.79**		0.14	U	0.12	U	**0.72**		**1.7**		**3.1**		**1.4**	
OA28	OA28-SD3236-2211	32	36	**1.6**		**3.5**		**2.9**		**3.7**		0.22	U	**6.8**		**5.4**		**7**		**9**		**7.9**		**4.6**		0.26	U	0.24	U	**4.4**		**6.6**		**11**		**5.9**	
OA28	OA28-SD3640-2211	36	40	0.16	U	0.13	U	0.14	U	0.12	U	0.11	U	0.17	U	0.15	U	0.11	U	0.15	U	0.13	U	0.14	U	0.13	U	0.12	U	0.17	U	0.12	U	0.15	U	0.15	U
OA28	OA28-SD4044-2211	40	44	0.16	U	0.13	U	0.14	U	0.12	U	0.11	U	0.17	U	0.15	U	0.11	U	0.15	U	0.13	U	0.14	U	0.13	U	0.12	U	0.17	U	0.12	U	0.15	U	0.15	U
OA28	OA28-SD4448-2211	44	48	0.16	U	0.13	U	**0.26**	**J**	**0.58**		0.11	U	**0.93**		**0.34**		**0.56**		**0.64**		**0.35**		**0.27**	**J**	0.13	U	0.12	U	**0.38**		**0.33**		**1.2**		0.15	U
OA28	OA28-SD4852-2211	48	52	0.16	U	0.13	U	0.14	U	0.12	U	0.11	U	0.16	U	0.15	U	0.11	U	0.15	U	0.13	U	0.14	U	0.13	U	0.12	U	0.17	U	**0.56**		**0.56**		0.14	U
OA29	OA29-SD0002-2211	0	2	**2.2**		0.33	U	**15**		**9.2**		0.28	U	**16**		**10**		**15**		**18**		**19**		**11**		**2.1**	**J**	0.31	U	**8.7**		**12**		**27**		**13**	
OA29	OA29-SD0204-2211	2	4	0.4	U	0.33	U	**12**		**10**		0.28	U	**16**		**14**		**22**		**27**		**26**		**16**		**4**	**J**	0.31	U	**14**		**16**		**33**		**16**	
OA29	OA29-SD0406-2211	4	6	**5.8**		**9.3**		**17**		**22**		0.71	U	**24**		**18**		**40**		**45**		**43**		**26**		0.85	U	0.78	U	**27**		**34**		**63**		**30**	
OA29	OA29-SD0608-2211	6	8	**5.7**		**8.4**		**18**		**29**		0.69	U	**31**		**16**		**40**		**40**		**46**		**22**		0.82	U	0.76	U	**27**		**31**		**60**		**25**	
OA29	OA29-SD0812-2211	8	12	**8.2**		**13**		**28**		**27**		0.66	U	**47**		**30**		**46**		**57**		**52**		**29**		**6.4**		0.73	U	**36**		**37**		**71**		**43**	
OA29	OA29-SD1216-2211	12	16	**7.9**		**21**		**26**		**33**		**5.2**		**41**		**30**		**50**		**59**		**63**		**28**		0.77	U	0.7	U	**33**		**27**		**68**		**33**	
OA29	OA29-SD1620-2211	16	20	0.17	U	**1.2**		**1.3**		**1.1**		0.12	U	**2.1**		**1.4**		**2.9**		**2.9**		**2.1**		**1.1**		0.14	U	0.13	U	**1.3**		**2.2**		**4.4**		**2**	
OA29	OA29-SD2024-2211	20	24	**0.49**	**J**	0.14	U	**0.48**		**0.59**		0.12	U	**1**		**0.4**		**0.97**		**1.1**		**0.44**		0.16	U	0.14	U	0.13	U	**0.86**		**1.2**		**0.88**		0.16	U
OA29	OA29-SD2428-2211	24	28	0.16	U	0.14	U	**0.89**		**1.3**		0.11	U	**0.7**		**1**		**1.3**		**1.5**		**1**		**0.42**		0.14	U	0.13	U	**1**		**1.9**		**2.3**		**2.3**	
OA29	OA29-SD2832-2211	28	32	0.16	U	0.14	U	0.14	U	0.13	U	0.11	U	0.17	U	0.16	U	0.11	U	0.16	U	0.13	U	0.15	U	0.14	U	0.13	U	0.18	U	0.12	U	0.16	U	0.15	U
OA29	OA29-SD3236-2211	32	36	0.16	U	0.13	U	0.14	U	0.12	U	0.11	U	0.17	U	0.15	U	0.11	U	0.15	U	0.13	U	0.15	U	0.13	U	0.12	U	0.17	U	0.12	U	0.15	U	0.15	U
OA29	OA29-SD3640-2211	36	40	0.16	U	0.13	U	0.14	U	0.13	U	0.11	U	0.17	U	0.15	U	0.11	U	0.16	U	0.13	U	0.15	U	0.13	U	0.12	U	0.17	U	0.12	U	0.15	U	0.15	U
OA29	OA29-SD4044-2211	40	44	0.16	U	0.13	U	0.14	U	0.12	U	0.11	U	0.17	U	0.15	U	0.11	U	0.15	U	0.13	U	0.14	U	0.13	U	0.12	U	0.17	U	0.12	U	0.15	U	0.15	U
OA29	OA29-SD4448-2211	44	48	0.16	U	0.13	U	0.14	U	0.12	U	0.11	U	0.16	U	0.15	U	0.11	U	0.15	U	0.13	U	0.14	U	0.13	U	0.12	U	0.17	U	0.12	U	0.15	U	0.15	U
OA29	OA29-SD4852-2211	48	52	0.16	U	0.13	U	0.14	U	0.12	U	0.11	U	0.16	U	0.15	U	0.11	U	0.15	U	0.13	U	0.14	U	0.13	U	0.12	U	0.17	U	0.12	U	0.15	U	0.14	U
OA30	OA30-SD0002-2211	0	2	0.38	U	0.31	U	**1.8**		**2.6**		0.27	U	**3.1**		**1.5**		**3.8**		**3.7**		**4.2**		**2.3**		0.32	UJ	0.29	U	**2.2**		**2.8**		**4.5**		**2.8**	
OA30	OA30-SD0204-2211	2	4	**1.1**	**J**	**2.8**		**8**		**9.9**		0.62	U	**15**		**7.4**		**14**		**18**		**16**		**6.2**		**1.4**	**J**	0.68	U	**9.4**		**14**		**24**		**9.9**	
OA30	OA30-SD0406-2211	4	6	**1**		**3.2**		**5.2**		**5.5**		0.12	U	**7.8**		**4.2**		**8.8**		**10**		**11**		**4.8**		0.15	U	0.14	U	**5.6**		**5.9**		**12**		**6.4**	
OA30	OA30-SD0608-2211	6	8	**1.7**		**4**		**8.6**		**7.4**		0.25	U	**12**		**7.8**		**14**		**17**		**19**		**11**		**3.4**		0.13	U	**6.7**		**9**		**20**		**7.4**	
OA30	OA30-SD0812-2211	8	12	**1.6**		**3.9**		**9.3**		**7.2**		0.25	U	**13**		**7.4**		**16**		**19**		**20**		**11**		**2.3**		0.13	U	**7.8**		**9.3**		**21**		**9.7**	
OA30	OA30-SD1216-2211	12	16	**2.3**		**10**		**14**		**15**		0.25	U	**20**		**13**		**25**		**29**		**34**		**17**		**5.5**		0.14	U	**13**		**15**		**33**		**16**	
OA30	OA30-SD1620-2211	16	20	**3.3**		**13**		**22**		**26**		0.26	U	**36**		**20**		**42**		**44**		**57**		**25**		**8.4**		0.14	U	**19**		**21**		**49**		**51**	
OA30	OA30-SD2024-2211	20	24	**5.7**		**18**		**16**		**38**		0.27	U	**37**		**26**		**46**		**51**		**51**		**38**		**7.8**	**J**	0.3	U	**21**		**24**		**54**		**23**	
OA30	OA30-SD2428-2211	24	28	**7.1**		**26**		**34**		**40**		0.29	U	**69**		**36**		**66**		**77**		**86**		**50**		**18**		0.16	U	**24**		**36**		**76**		**46**	
OA30	OA30-SD2832-2211	28	32	**7.6**		**49**		**71**		**77**		**19**		**140**		**64**		**130**		**110**		**130**		**76**		**22**		0.17	U	**41**		**54**		**130**		**69**	
OA30	OA30-SD3236-2211	32	36	**9**		**45**		0.21	U	**71**		0.34	U	**98**		**110**		**120**		**120**		**140**		**67**		**23**		0.18	U	**51**		**54**		**140**		**65**	
OA30	OA30-SD3640-2211	36	40	**9.7**		**46**		**51**		**71**		**7.1**		**110**		**53**		**110**		**100**		**110**		**59**		**19**		0.16	U	**33**		**48**		**96**		**52**	
OA30	OA30-SD4044-2211	40	44	**3.8**		**16**		**17**		**13**		0.13	U	**27**		**13**		**29**		**28**		**31**		**16**		**5.9**		0.14	U	**12**		**16**		**37**		**17**	
OA30	OA30-SD4448-2211	44	48	**8**		**31**		**53**		**64**		1.4	U	**69**		**41**		**75**		**78**		**84**		**47**		**16**		1.5	U	**33**		**32**		**79**		**44**	
OA30	OA30-SD4852-2211	48	52	1.6	U	**4.8**		**3.3**		**9.9**		1.1	U	**8.3**		**4.5**		**8.9**		**9.4**		**9.2**		**5.6**		1.4	U	1.3	U	**5**		**4.6**		**11**		**3.9**	
OA30	OA30-SD5256-2211	52	56	**0.25**	**J**	0.13	U	**0.66**		**0.39**		0.11	U	**0.69**		**0.59**		**0.96**		**0.67**		**0.75**		0.15	U	0.13	U	0.12	U	0.18	U	**1.1**		**0.56**		0.15	U
OA30	OA30-SD5660-2211	56	60	0.33	U	**1.3**		**0.88**		**1.3**		0.23	U	**1.1**		**0.71**		**1.6**		**1.4**		**1.6**		**1.2**		0.27	UJ	0.25	U	**1.1**		**0.83**		**2**		0.3	U
OA31	OA31-SD0002-2211	0	2	**0.55**	**J**	0.16	U	**2.8**		**2.4**		0.13	U	**4.6**		**2.6**		**5.5**		**6.5**		**6.4**		**4.1**		0.16	U	0.15	U	**3**		**3.6**		**7.5**		**3**	
OA31	OA31-SD0204-2211	2	4	**1.1**		**4.6**		**9.2**		**5.1**		0.12	U	**13**		**6.2**		**11**		**15**		**14**		**8**		**2.4**		0.13	U	**6.4**		**7**		**17**		**8.9**	
OA31	OA31-SD0406-2211	4	6	**1.5**		0.15	U	**7.7**		**6.6**		0.12	U	**13**		**5.9**		**9.5**		**14**		**12**		**8**		0.15	U	0.14	U	**5.9**		**7.6**		**17**		**8.5**	
OA31	OA31-SD0608-2211	6	8	**1.9**		0.15	U	**7.8**		**2.4**		0.13	U	**14**		**5.7**		**11**		**16**		**14**		**10**		**1.8**		0.14	U	**6.4**		**8.5**		**18**		**7.9**	
OA31	OA31-SD0812-2211	8	12	**1.4**		0.16	U	**5.7**		**5.2**		0.14	U	**13**		**8.3**		**14**		**22**		**19**		**12**		**4.7**		0.15	U	**6.4**		**11**		**24**		**14**	

Table 1. Sediment PCB Results
Second MNR Report
Palos Verdes Shelf
Los Angeles County, California

Location ID	Sample ID	Top of Sample (cm)	Bottom of Sample (cm)	PCB-110	Q	PCB-114	Q	PCB-118	Q	PCB-119	Q	PCB-123	Q	PCB-126	Q	PCB-128	Q	PCB-132/ 153	Q	PCB-138/ 158	Q	PCB-149	Q	PCB-151	Q	PCB-156	Q	PCB-157	Q	PCB-167	Q	PCB-168	Q	PCB-169	Q	PCB-170	Q
OA27	OA27-SD0002-2211	0	2	**29**		0.2	U	**33**		0.23	U	0.19	U	0.17	U	**8.1**		**39**		**46**		**33**		**9**		**3.2**		0.18	U	0.21	U	0.2	U	0.18	U	**18**	
OA27	OA27-SD0204-2211	2	4	**28**		0.17	U	**21**		0.2	U	0.16	U	0.15	U	**3.4**		**19**		**28**		**17**		**5.5**		**2.6**		0.15	U	0.18	U	0.17	U	0.15	U	**6.9**	
OA27	OA27-SD0406-2211	4	6	**14**		0.17	U	**12**		0.2	U	0.16	U	0.14	U	**1.5**		**12**		**14**		**8.9**		**2.8**		**0.97**		0.15	U	0.18	U	0.17	U	0.15	U	**4**	
OA27	OA27-SD0608-2211	6	8	**20**		0.16	U	**17**		0.19	U	0.15	U	0.14	U	**3.5**		**16**		**21**		**12**		**4.1**		**2.1**		0.14	U	0.17	U	0.16	U	0.14	U	**4.6**	
OA27	OA27-SD0812-2211	8	12	**1.2**		0.16	U	**1.5**		0.18	U	0.15	U	0.14	U	0.2	U	**1**		**2.2**		**1.1**		0.14	U	0.14	U	0.14	U	0.17	U	0.16	U	0.14	U	0.15	U
OA27	OA27-SD1216-2211	12	16	0.16	U	0.19	U	0.14	U	0.22	U	0.17	U	0.16	U	0.24	U	0.42	U	0.43	U	0.19	U	0.16	U	0.17	U	0.17	U	0.2	U	0.19	U	0.17	U	0.18	U
OA27	OA27-SD1620-2211	16	20	0.14	U	0.17	U	0.13	U	0.2	U	0.16	U	0.15	U	0.22	U	0.38	U	0.39	U	0.17	U	0.15	U	0.15	U	0.15	U	0.18	U	0.17	U	0.15	U	0.16	U
OA27	OA27-SD2024-2211	20	24	0.16	U	0.2	U	0.15	U	0.23	U	0.18	U	0.17	U	0.25	U	0.44	U	0.45	U	0.2	U	0.17	U	0.17	U	0.17	U	0.21	U	0.19	U	0.17	U	0.19	U
OA27	OA27-SD2428-2211	24	28	**11**		0.4	U	**12**		0.47	U	0.38	U	0.35	U	0.52	U	**20**		**12**		**6.9**		0.35	U	**1.2**		0.36	U	0.43	U	0.4	U	0.36	U	**4.2**	
OA28	OA28-SD0002-2211	0	2	**17**		0.2	U	**20**		0.23	U	0.18	U	0.17	U	**4.1**		**18**		**23**		**14**		**4**		**2.5**		0.18	U	0.21	U	0.2	U	0.18	U	**6.3**	
OA28	OA28-SD0204-2211	2	4	0.14	U	0.17	U	0.13	U	0.2	U	0.16	U	0.15	U	0.22	U	0.39	U	0.39	U	0.18	U	0.15	U	0.15	U	0.15	U	0.18	U	0.17	U	0.15	U	0.17	U
OA28	OA28-SD0406-2211	4	6	**42**		0.18	U	**47**		0.21	U	0.17	U	0.16	U	**10**		**42**		**62**		**31**		**12**		**4.8**		0.16	U	0.19	U	0.18	U	0.16	U	**11**	
OA28	OA28-SD0608-2211	6	8	**35**		0.17	U	**41**		0.2	U	**2**		0.15	U	**5.3**		**30**		**51**		**22**		**6.3**		**8.6**		0.15	U	0.18	U	0.17	U	0.15	U	**11**	
OA28	OA28-SD0812-2211	8	12	**97**		0.19	U	**90**		0.22	U	0.18	U	0.16	U	**13**		**86**		**100**		**67**		**18**		**11**		0.17	U	**6**		0.19	U	0.17	U	**22**	
OA28	OA28-SD1216-2211	12	16	**130**		0.19	U	**110**		0.22	U	0.18	U	0.16	U	**22**		**120**		**150**		**87**		**24**		**17**		0.17	U	0.2	U	0.19	U	0.17	U	**29**	
OA28	OA28-SD1620-2211	16	20	**190**		0.21	U	**110**		0.25	U	0.2	U	0.18	U	**25**		**130**		**190**		**110**		**32**		**23**		0.19	U	0.22	U	0.21	U	0.19	U	**56**	
OA28	OA28-SD2024-2211	20	24	**31**		0.17	U	**35**		0.2	U	0.16	U	0.15	U	**6.9**		**32**		**56**		**26**		**9**		**6.5**		0.15	U	0.18	U	0.17	U	**1.7**		**11**	
OA28	OA28-SD2428-2211	24	28	**1.8**		0.15	U	**1.3**		0.18	U	0.14	U	0.13	U	**3.6**		**1.9**		**2.3**		**1.5**		0.13	U	**4.2**		0.13	U	0.16	U	0.15	U	0.13	U	0.15	U
OA28	OA28-SD2832-2211	28	32	**2.2**		0.15	U	**1.8**		0.18	U	0.14	U	0.13	U	0.2	U	**2.5**		**2.4**		**1.2**		0.13	U	0.13	U	0.13	U	0.16	U	0.15	U	0.13	U	0.15	U
OA28	OA28-SD3236-2211	32	36	**12**		0.3	U	**8.7**		0.34	U	0.27	U	0.25	U	0.38	U	**9**		**10**		**6.3**		**1.9**		0.26	U	0.26	U	0.31	U	0.29	U	0.26	U	**4.3**	
OA28	OA28-SD3640-2211	36	40	0.12	U	0.15	U	0.11	U	0.17	U	0.14	U	0.13	U	0.19	U	0.34	U	0.34	U	0.15	U	0.13	U	0.13	U	0.13	U	0.16	U	0.15	U	0.13	U	0.15	U
OA28	OA28-SD4044-2211	40	44	0.12	U	0.15	U	0.11	U	0.17	U	0.14	U	0.13	U	0.19	U	0.34	U	0.34	U	0.15	U	0.13	U	0.13	U	0.13	U	0.16	U	0.15	U	0.13	U	0.15	U
OA28	OA28-SD4448-2211	44	48	**0.65**		0.15	U	**0.62**		0.17	U	0.14	U	0.13	U	0.19	U	0.33	U	0.34	U	**0.59**		0.13	U	0.13	U	0.13	U	0.16	U	0.15	U	0.13	U	0.14	U
OA28	OA28-SD4852-2211	48	52	0.12	U	0.15	U	0.11	U	0.17	U	0.14	U	0.13	U	0.19	U	0.33	U	0.33	U	0.15	U	0.13	U	0.13	U	0.13	U	0.16	U	0.14	U	0.13	U	0.14	U
OA29	OA29-SD0002-2211	0	2	**25**		0.37	U	**23**		0.43	U	0.35	U	0.32	U	**5.9**		**38**		**23**		**14**		**6.4**		0.33	U	0.33	U	0.39	U	0.37	U	0.33	U	**5.7**	
OA29	OA29-SD0204-2211	2	4	**29**		0.37	U	**36**		0.43	U	0.35	U	0.32	U	**9.6**		**45**		**29**		**20**		**4.6**		0.33	U	0.33	U	0.39	U	0.37	U	0.33	U	**12**	
OA29	OA29-SD0406-2211	4	6	**58**		0.96	U	**57**		1.1	U	0.89	U	0.82	U	**9.6**		**60**		**77**		**42**		**13**		0.85	U	0.84	U	1	U	0.94	U	0.84	U	**18**	
OA29	OA29-SD0608-2211	6	8	**72**		0.92	U	**55**		1.1	U	0.86	U	0.79	U	**9**		**68**		**75**		**42**		**12**		**7.9**		0.81	U	0.98	U	0.91	U	0.81	U	**9.6**	
OA29	OA29-SD0812-2211	8	12	**90**		0.89	U	**65**		1	U	0.83	U	0.76	U	**19**		**84**		**89**		**56**		**14**		0.79	U	0.78	U	0.94	U	0.88	U	0.78	U	**23**	
OA29	OA29-SD1216-2211	12	16	**66**		0.86	U	**52**		1	U	0.8	U	0.74	U	**8.8**		**55**		**64**		**48**		**11**		**5.2**		0.75	U	0.91	U	0.85	U	0.75	U	**9.6**	
OA29	OA29-SD1620-2211	16	20	**4.2**		0.16	U	**4.8**		0.19	U	0.15	U	0.14	U	0.21	U	**4.7**		**4.5**		**3.3**		**1.1**		0.14	U	0.14	U	0.17	U	0.16	U	0.14	U	0.16	U
OA29	OA29-SD2024-2211	20	24	**1**		0.16	U	**1.2**		0.19	U	0.15	U	0.14	U	0.21	U	0.36	U	0.37	U	**0.62**		0.14	U	0.14	U	0.14	U	0.17	U	0.16	U	0.14	U	0.16	U
OA29	OA29-SD2428-2211	24	28	**3.2**		0.15	U	**2**		0.18	U	0.14	U	0.13	U	0.2	U	**2.8**		**3.2**		**1.8**		**0.84**		0.14	U	0.14	U	0.16	U	0.15	U	0.14	U	0.15	U
OA29	OA29-SD2832-2211	28	32	0.13	U	0.15	U	0.11	U	0.18	U	0.14	U	0.13	U	0.2	U	0.35	U	0.35	U	0.16	U	0.13	U	0.14	U	0.14	U	0.16	U	0.15	U	0.14	U	0.15	U
OA29	OA29-SD3236-2211	32	36	0.13	U	0.15	U	0.11	U	0.18	U	0.14	U	0.13	U	0.19	U	0.34	U	0.34	U	0.15	U	0.13	U	0.13	U	0.13	U	0.16	U	0.15	U	0.13	U	0.15	U
OA29	OA29-SD3640-2211	36	40	0.13	U	0.15	U	0.11	U	0.18	U	0.14	U	0.13	U	0.19	U	0.34	U	0.34	U	0.15	U	0.13	U	0.13	U	0.13	U	0.16	U	0.15	U	0.13	U	0.15	U
OA29	OA29-SD4044-2211	40	44	0.13	U	0.15	U	0.11	U	0.17	U	0.14	U	0.13	U	0.19	U	0.34	U	0.34	U	0.15	U	0.13	U	0.13	U	0.13	U	0.16	U	0.15	U	0.13	U	0.15	U
OA29	OA29-SD4448-2211	44	48	0.12	U	0.15	U	0.11	U	0.17	U	0.14	U	0.13	U	0.19	U	0.33	U	0.33	U	0.15	U	0.13	U	0.13	U	0.13	U	0.16	U	0.14	U	0.13	U	0.14	U
OA29	OA29-SD4852-2211	48	52	0.12	U	0.15	U	0.11	U	0.17	U	0.14	U	0.13	U	0.19	U	0.33	U	0.33	U	0.15	U	0.13	U	0.13	U	0.13	U	0.15	U	0.14	U	0.13	U	0.14	U
OA30	OA30-SD0002-2211	0	2	**6.3**		0.36	U	**7.1**		0.42	U	0.33	U	0.31	U	0.46	U	**6.2**		**4.9**		**3.2**		0.31	U	0.32	U	0.31	U	0.38	U	0.35	U	0.31	U	0.35	U
OA30	OA30-SD0204-2211	2	4	**19**		0.83	U	**21**		0.97	U	0.77	U	0.71	U	1.1	U	**27**		**31**		**16**		**4.1**		0.74	U	0.73	U	0.88	U	0.82	U	0.73	U	**6.9**	
OA30	OA30-SD0406-2211	4	6	**11**		0.17	U	**10**		0.19	U	0.15	U	0.14	U	**3.3**		**11**		**12**		**6.9**		**2.5**		**2.1**		0.15	U	0.17	U	0.16	U	0.15	U	**3.3**	
OA30	OA30-SD0608-2211	6	8	**16**		0.16	U	**17**		0.19	U	0.15	U	0.14	U	**3.9**		**21**		**21**		**13**		**4.4**		**2.5**		0.14	U	0.17	U	0.16	U	0.14	U	**6.2**	
OA30	OA30-SD0812-2211	8	12	**19**		0.16	U	**20**		0.19	U	0.15	U	0.14	U	**5.3**		**22**		**24**		**12**		**3.9**		**3.4**		0.14	U	0.17	U	0.16	U	0.14	U	**5.1**	
OA30	OA30-SD1216-2211	12	16	**27**		0.17	U	**30**		0.19	U	0.16	U	0.14	U	**7.2**		**35**		**31**		**21**		**5.7**		**5.2**		0.15	U	0.18	U	0.17	U	0.15	U	**6.1**	
OA30	OA30-SD1620-2211	16	20	**52**		0.17	U	**42**		0.2	U	0.16	U	0.15	U	**9.2**		**47**		**49**		**29**		**7.7**		**5.1**		**3.8**		**1.5**		0.17	U	0.15	U	**9**	
OA30	OA30-SD2024-2211	20	24	**52**		0.36	U	**50**		0.42	U	0.33	U	0.31	U	0.46	U	**73**		**44**		**28**		**8**		0.32	U	0.32	U	0.38	U	0.36	U	0.32	U	**10**	
OA30	OA30-SD2428-2211	24	28	**72**		0.19	U	**75**		0.22	U	0.18	U	0.16	U	**13**		**77**		**70**		**50**		**14**		**9.6**		0.17	U	0.2	U	0.19	U	0.17	U	**18**	
OA30	OA30-SD2832-2211	28	32	**100**		0.2	U	**110**		0.24	U	0.19	U	0.17	U	**27**		**120**		**100**		**72**		**17**		**18**		0.18	U	0.22	U	0.2	U	0.18	U	**24**	
OA30	OA30-SD3236-2211	32	36	**130**		0.23	U	**120**		0.26	U	0.21	U	0.19	U	**25**		**160**		**140**		**100**		**28**		**19**		0.2	U	0.24	U	0.22	U	0.2	U	**36**	
OA30	OA30-SD3640-2211	36	40	**110**		0.2	U	**91**		0.23	U	0.19	U	0.17	U	**17**		**120**		**98**		**74**		**21**		**11**		**25**		0.21	U	0.2	U	0.18	U	**30**	
OA30	OA30-SD4044-2211	40	44	**33**		0.17	U	**34**		0.2	U	0.16	U	0.15	U	**6.5**		**34**		**33**		**24**		**7.2**		**4.6**		0.15	U	0.18	U	0.17	U	0.15	U	**8.5**	
OA30	OA30-SD4448-2211	44	48	**73**		1.8	U	**63**		2.1	U	1.7	U	1.6	U	**20**		**100**		**77**		**38**		**14**		1.6	U	1.6	U	1.9	U	1.8	U	1.6	U	**21**	
OA30	OA30-SD4852-2211	48	52	**8.8**		1.5	U	**8**		1.8	U	1.4	U	1.3	U	2	U	**15**		**10**		**7.2**		1.3	U	1.4	U	1.4	U	1.6	U	1.5	U	1.4	U	1.5	U
OA30	OA30-SD5256-2211	52	56	0.13	U	0.15	U	**1.5**		0.18	U	0.14	U	0.13	U	0.19	U	**1.2**		0.34	U	**0.51**		0.13	U	0.13	U	0.13	U	0.16	U	0.15	U	0.13	U	0.15	U
OA30	OA30-SD5660-2211	56	60	**1.3**		0.31	U	0.23	U	0.36	U	0.28	U	0.26	U	0.39	U	0.69	U	0.69	U	**0.96**		0.26	U	0.27	U	0.27	U	0.32	U	0.3	U	0.27	U	0.3	U
OA31	OA31-SD0002-2211	0	2	**9.1**		0.18	U	**6.7**		0.21	U	0.16	U	0.15	U	**1.3**		**6.7**		**7.5**		**4.8**		**1.5**		**1.3**		0.16	U	0.19	U	0.18	U	0.16	U	**2.1**	
OA31	OA31-SD0204-2211	2	4	**19**		0.16	U	**15**		0.19	U	0.15	U	0.14	U	**2.5**		**13**		**12**		**8.9**		**3.2**		**3**		0.14	U	0.17	U	0.16	U	0.14	U	**3**	
OA31	OA31-SD0406-2211	4	6	**13**		0.17	U	**13**		0.19	U	0.15	U	0.14	U	**2.8**		**14**		**12**		**9.1**		**3.5**		**2.2**		0.15	U	0.18	U	0.16	U	0.15	U	**4.1**	
OA31	OA31-SD0608-2211	6	8	**14**		0.17	U	**16**		0.2	U	0.16	U	0.15	U	**2.7**		**15**		**14**		**11**		**3.5**		**3.4**		0.15	U	0.18	U	0.17	U	0.15	U	**4.2**	
OA31	OA31-SD0812-2211	8	12	**19**		0.18	U	**21**		0.21	U	0.17	U	0.16	U	**3.7**		**20**		**19**		**13**		**4.7**		**3.8**		0.16	U	0.19	U	0.18	U	0.16	U	**5.1**	

Table 1. Sediment PCB Results
Second MNR Report
Palos Verdes Shelf
Los Angeles County, California

Location ID	Sample ID	Top of Sample (cm)	Bottom of Sample (cm)	PCB-177	Q	PCB-180	Q	PCB-183	Q	PCB-187	Q	PCB-189	Q	PCB-194	Q	PCB-195	Q	PCB-201	Q	PCB-203	Q	PCB-206	Q	PCB-209	Q	Total PCB - Short List	Q	Total PCB - Expanded List	Q
OA27	OA27-SD0002-2211	0	2	**7**		**31**		**6.9**		**16**		0.15	U	**7.9**		**3.7**		**1.4**		**7.7**		**5.2**		**3.4**		**340**		**530**	
OA27	OA27-SD0204-2211	2	4	**3.3**		**14**		**2.9**		**7**		0.13	U	**3.5**		**1.3**		0.22	U	**2.6**		0.18	U	**4**		**200**		**330**	
OA27	OA27-SD0406-2211	4	6	**1.6**		**6.3**		**1.5**		**3.6**		0.12	U	0.18	U	0.098	U	0.22	U	**2**		0.18	U	**2.3**		**110**		**180**	
OA27	OA27-SD0608-2211	6	8	**1.6**		**10**		**2.5**		**4.7**		0.12	U	**1.9**		0.096	U	0.21	U	**1.9**		**1.2**		**2.5**		**160**		**250**	
OA27	OA27-SD0812-2211	8	12	0.14	U	**0.8**		0.18	U	**0.61**		0.12	U	0.17	U	0.092	U	0.21	U	0.1	U	0.17	U	0.14	U	**11**	**J**	**17**	**J**
OA27	OA27-SD1216-2211	12	16	0.17	U	0.15	U	0.21	U	0.16	U	0.14	U	0.2	U	0.11	U	0.24	U	0.12	U	0.2	U	0.16	U	0	U	0	U
OA27	OA27-SD1620-2211	16	20	0.15	U	0.13	U	0.19	U	0.14	U	0.13	U	0.18	U	0.099	U	0.22	U	0.11	U	0.18	U	0.15	U	0	U	0	U
OA27	OA27-SD2024-2211	20	24	0.17	U	0.15	U	0.22	U	0.16	U	0.15	U	0.21	U	0.11	U	0.26	U	0.13	U	0.21	U	0.17	U	0	U	0	U
OA27	OA27-SD2428-2211	24	28	**1.5**		**6.2**		**1.5**		**3.4**		0.3	U	0.42	U	0.24	U	0.53	U	**3.7**		0.43	U	0.35	U	**120**	**J**	**180**	**J**
OA28	OA28-SD0002-2211	0	2	**2.5**		**11**		**2.7**		**5.3**		0.15	U	**2**		0.12	U	0.26	U	**2.5**		**2.3**		**3.1**		**170**		**260**	
OA28	OA28-SD0204-2211	2	4	0.15	U	0.13	U	0.2	U	0.14	U	0.13	U	0.18	U	0.1	U	0.22	U	0.11	U	0.18	U	0.15	U	0	UJ	0	UJ
OA28	OA28-SD0406-2211	4	6	**4.7**		**27**		**6.5**		**12**		0.14	U	**5.9**		0.11	U	0.24	U	**3.2**		**6.1**		**5**		**400**		**630**	
OA28	OA28-SD0608-2211	6	8	**4.3**		**23**		**4.4**		**11**		0.13	U	**3.4**		**1.8**		**0.93**		**3.7**		**2.7**		**3.5**		**330**		**500**	
OA28	OA28-SD0812-2211	8	12	**9.8**		**45**		**11**		**23**		0.14	U	**11**		0.11	U	0.25	U	**9.8**		**8.3**		**9.4**		**760**		**1200**	
OA28	OA28-SD1216-2211	12	16	**16**		**73**		**17**		**33**		0.14	U	**16**		**9.2**		**2.5**		**13**		**9.1**		**11**		**1200**		**1800**	
OA28	OA28-SD1620-2211	16	20	**19**		**94**		**24**		**39**		0.16	U	**21**		0.12	U	**3.3**		**20**		**21**		**19**		**1300**		**2000**	
OA28	OA28-SD2024-2211	20	24	**6.2**		**29**		**8.1**		**13**		0.13	U	**3.8**		0.099	U	0.22	U	**3.6**		**4.1**		**4.3**		**340**		**530**	
OA28	OA28-SD2428-2211	24	28	0.13	U	0.12	U	0.17	U	0.13	U	0.11	U	0.16	U	0.088	U	0.2	U	0.098	U	0.16	U	0.13	U	**24**		**32**	
OA28	OA28-SD2832-2211	28	32	0.13	U	0.12	U	0.17	U	0.13	U	0.11	U	0.16	U	0.089	U	0.2	U	0.099	U	0.16	U	0.13	U	**18**		**28**	
OA28	OA28-SD3236-2211	32	36	0.26	U	**3.9**		**0.99**		**2.6**		0.22	U	0.31	U	0.17	U	0.38	U	0.19	U	0.31	U	0.26	U	**86**		**140**	
OA28	OA28-SD3640-2211	36	40	0.13	U	0.12	U	0.17	U	0.12	U	0.11	U	0.16	U	0.087	U	0.19	U	0.097	U	0.16	U	0.13	U	0	U	0	U
OA28	OA28-SD4044-2211	40	44	0.13	U	0.12	U	0.17	U	0.12	U	0.11	U	0.16	U	0.087	U	0.19	U	0.097	U	0.16	U	0.13	U	0	U	0	U
OA28	OA28-SD4448-2211	44	48	0.13	U	0.11	U	0.17	U	0.12	U	0.11	U	0.16	U	0.087	U	0.19	U	0.097	U	0.16	U	0.13	U	**4.2**	**J**	**7.7**	**J**
OA28	OA28-SD4852-2211	48	52	0.13	U	0.11	U	0.17	U	0.12	U	0.11	U	0.15	U	0.085	U	0.19	U	0.096	U	0.16	U	0.13	U	**0.56**		**1.1**	
OA29	OA29-SD0002-2211	0	2	**2.8**		**12**		**3.3**		**5.8**		0.28	U	0.39	U	0.22	U	0.48	U	**3.2**		**2.8**		**4.3**		**230**	**J**	**350**	**J**
OA29	OA29-SD0204-2211	2	4	**5.5**		**18**		**3.7**		**7.8**		0.28	U	0.39	U	0.22	U	0.49	U	**8.2**		0.39	U	**7.1**		**290**	**J**	**460**	**J**
OA29	OA29-SD0406-2211	4	6	**10**		**34**		**6.1**		**18**		0.71	U	1	U	0.56	U	1.2	U	**8.9**		1	U	0.83	U	**510**		**820**	
OA29	OA29-SD0608-2211	6	8	**9.3**		**29**		**8.3**		**19**		0.69	U	0.96	U	0.54	U	1.2	U	**13**		**12**		**7.2**		**520**		**850**	
OA29	OA29-SD0812-2211	8	12	**11**		**33**		**12**		**24**		0.66	U	0.93	U	0.52	U	1.2	U	**24**		0.94	U	**19**		**680**		**1100**	
OA29	OA29-SD1216-2211	12	16	**7.9**		**30**		**5.4**		**13**		0.64	U	0.9	U	0.5	U	1.1	U	**13**		0.91	U	0.75	U	**540**		**910**	
OA29	OA29-SD1620-2211	16	20	0.14	U	**2.3**		**0.5**		**1.5**		0.12	U	0.17	U	0.094	U	0.21	U	0.11	U	0.17	U	**1**		**36**		**54**	
OA29	OA29-SD2024-2211	20	24	0.14	U	0.12	U	0.18	U	0.13	U	0.12	U	0.17	U	0.094	U	0.21	U	0.11	U	0.17	U	0.14	U	**6.1**	**J**	**11**	**J**
OA29	OA29-SD2428-2211	24	28	0.14	U	**1.4**		0.18	U	**0.9**		0.11	U	0.16	U	0.09	U	0.2	U	0.1	U	0.16	U	0.13	U	**19**		**32**	
OA29	OA29-SD2832-2211	28	32	0.14	U	0.12	U	0.18	U	0.13	U	0.11	U	0.16	U	0.09	U	0.2	U	0.1	U	0.16	U	0.13	U	0	U	0	U
OA29	OA29-SD3236-2211	32	36	0.13	U	0.12	U	0.17	U	0.13	U	0.11	U	0.16	U	0.088	U	0.2	U	0.098	U	0.16	U	0.13	U	0	U	0	U
OA29	OA29-SD3640-2211	36	40	0.13	U	0.12	U	0.17	U	0.13	U	0.11	U	0.16	U	0.088	U	0.2	U	0.098	U	0.16	U	0.13	U	0	U	0	U
OA29	OA29-SD4044-2211	40	44	0.13	U	0.12	U	0.17	U	0.13	U	0.11	U	0.16	U	0.088	U	0.2	U	0.098	U	0.16	U	0.13	U	0	U	0	U
OA29	OA29-SD4448-2211	44	48	0.13	U	0.11	U	0.17	U	0.12	U	0.11	U	0.15	U	0.086	U	0.19	U	0.096	U	0.16	U	0.13	U	0	U	0	U
OA29	OA29-SD4852-2211	48	52	0.13	U	0.11	U	0.17	U	0.12	U	0.11	U	0.15	U	0.085	U	0.19	U	0.095	U	0.15	U	0.13	U	0	U	0	U
OA30	OA30-SD0002-2211	0	2	0.31	U	**2.3**		0.41	U	**1.1**		0.27	U	0.37	U	0.21	U	0.46	U	0.23	U	0.38	U	0.31	U	**41**		**66**	
OA30	OA30-SD0204-2211	2	4	0.73	U	**11**		**2.5**		**6.6**		0.62	U	0.87	U	0.48	U	1.1	U	0.54	U	0.88	U	0.72	U	**200**	**J**	**300**	**J**
OA30	OA30-SD0406-2211	4	6	**1.7**		**6.3**		**1.9**		**3**		0.12	U	0.17	U	0.096	U	0.22	U	**2.9**		0.17	U	0.14	U	**110**		**170**	
OA30	OA30-SD0608-2211	6	8	**2.7**		**14**		**2.6**		**6.8**		0.27	U	**5.4**		0.38	U	**1.3**		**7.7**		**6.2**		**1.8**		**190**		**300**	
OA30	OA30-SD0812-2211	8	12	**1.8**		**9**		**1.9**		**3.9**		0.26	U	**3.1**		0.38	U	0.21	U	**1.8**		**2.5**		**0.84**		**190**		**300**	
OA30	OA30-SD1216-2211	12	16	**3.1**		**13**		**3**		**6.4**		0.27	U	**2**		0.39	U	**1.1**		**3.4**		**2.1**		**2.1**		**290**		**470**	
OA30	OA30-SD1620-2211	16	20	**3.6**		**17**		**4.1**		**9.2**		0.28	U	**3.9**		0.4	U	0.23	U	**4.9**		**2.1**		**2.6**		**470**		**740**	
OA30	OA30-SD2024-2211	20	24	**4.7**		**23**		**5.5**		**10**		0.27	U	0.38	U	0.21	U	0.47	U	**10**		0.38	U	**12**		**480**	**J**	**790**	**J**
OA30	OA30-SD2428-2211	24	28	**7.2**		**33**		**6.4**		**14**		0.31	U	**11**		0.44	U	0.25	U	**8.1**		**4.7**		**6.8**		**740**		**1200**	
OA30	OA30-SD2832-2211	28	32	**9**		**46**		**9.1**		**17**		0.33	U	**9.2**		0.47	U	0.27	U	**13**		**8.2**		**2.9**		**1200**		**1900**	
OA30	OA30-SD3236-2211	32	36	**15**		**74**		**15**		**35**		0.36	U	**23**		**8.8**		**2.4**		**19**		**12**		**12**		**1300**		**2100**	
OA30	OA30-SD3640-2211	36	40	**9.4**		**46**		**9.7**		**21**		0.32	U	**15**		**5.4**		**2.6**		**16**		**11**		**14**		**1100**		**1700**	
OA30	OA30-SD4044-2211	40	44	**4.7**		**18**		**4.2**		**7.9**		0.13	U	**4.2**		**2.1**		**0.7**		**3.8**		**3.3**		**3.8**		**340**		**520**	
OA30	OA30-SD4448-2211	44	48	**14**		**28**		2.1	U	**20**		1.4	U	1.9	U	1.1	U	2.4	U	1.2	U	1.9	U	1.6	U	**780**		**1200**	
OA30	OA30-SD4852-2211	48	52	1.4	U	**5.1**		1.8	U	**3.3**		1.1	U	1.6	U	0.9	U	2	U	1	U	1.6	U	1.3	U	**91**		**150**	
OA30	OA30-SD5256-2211	52	56	0.13	U	0.12	U	0.17	U	0.13	U	0.11	U	0.16	U	0.088	U	0.2	U	0.098	U	0.16	U	0.13	U	**6.5**	**J**	**9.8**	**J**
OA30	OA30-SD5660-2211	56	60	0.27	U	0.24	U	0.35	U	0.25	U	0.23	U	0.32	U	0.18	U	0.4	U	0.2	U	0.32	U	0.27	U	**8.3**		**17**	
OA31	OA31-SD0002-2211	0	2	0.16	U	**3.4**		**0.94**		**2.1**		0.13	U	0.19	U	0.1	U	0.23	U	0.12	U	0.19	U	0.15	U	**62**	**J**	**100**	**J**
OA31	OA31-SD0204-2211	2	4	**2.2**		**6.3**		**1.4**		**3.1**		0.12	U	0.17	U	0.095	U	0.21	U	**0.83**		0.17	U	0.14	U	**140**		**220**	
OA31	OA31-SD0406-2211	4	6	**1.9**		**7.6**		**2**		**3.8**		0.12	U	**2.7**		0.097	U	0.22	U	**2.1**		**2.1**		**0.8**		**130**		**210**	
OA31	OA31-SD0608-2211	6	8	**1.7**		**7.4**		**1.8**		**3.7**		0.13	U	**3.7**		0.1	U	0.23	U	**2.6**		0.18	U	**1.1**		**150**		**230**	
OA31	OA31-SD0812-2211	8	12	**2**		**9.9**		**2.5**		**5.3**		0.14	U	0.19	U	0.11	U	0.24	U	**2.6**		0.19	U	0.16	U	**190**		**290**	

Table 1. Sediment PCB Results
Second MNR Report
Palos Verdes Shelf
Los Angeles County, California

Location ID	Sample ID	Top of Sample (cm)	Bottom of Sample (cm)	PCB-5/8	Q	PCB-18	Q	PCB-28	Q	PCB-31	Q	PCB-37	Q	PCB-44	Q	PCB-49	Q	PCB-52	Q	PCB-66	Q	PCB-70	Q	PCB-74	Q	PCB-77	Q	PCB-81	Q	PCB-87	Q	PCB-99	Q	PCB-101	Q	PCB-105	Q
OA31	OA31-SD1216-2211	12	16	**9.2**		0.97	U	**44**		0.39	U	0.82	U	**110**		**42**		**79**		**92**		**86**		**57**		**11**		0.9	U	**35**		**54**		**110**		**42**	
OA31	OA31-SD1620-2211	16	20	**16**		**100**		**130**		**120**		0.76	U	**190**		**110**		**220**		**190**		**230**		**120**		**29**		0.84	U	**85**		**78**		**220**		**98**	
OA31	OA31-SD2024-2211	20	24	**14**		**36**		**59**		**100**		0.32	U	**120**		**59**		**120**		**110**		**130**		**68**		**30**	**J**	0.36	U	**50**		**51**		**140**		**66**	
OA31	OA31-SD2428-2211	24	28	**9.8**		**61**		**51**		**56**		0.94	U	**130**		**65**		**150**		**120**		**160**		**64**		**22**		1	U	**68**		**73**		**180**		**87**	
OA31	OA31-SD2832-2211	28	32	**8.8**		**32**		**79**		**91**		**24**		**180**		**95**		**180**		**200**		**200**		**98**		**35**		0.17	U	**81**		**99**		**220**		**110**	
OA31	OA31-SD3236-2211	32	36	**2.2**		**6.1**		**7.6**		**8.6**		**2.6**		**16**		**6.9**		**13**		**15**		**15**		**7.7**		**2.2**		0.13	U	**15**		**8.4**		**19**		**9.4**	
OA31	OA31-SD3640-2211	36	40	**0.66**		**1.8**		**2**		**2.6**		0.11	U	**2.4**		**1.4**		**3.3**		**2.6**		**3.2**		**1.7**		0.13	U	0.12	U	**2.6**		**1.8**		**4.3**		**2.5**	
OA31	OA31-SD4044-2211	40	44	**0.34**	**J**	0.14	U	**0.61**		**0.51**		0.12	U	**0.51**		**0.83**		**0.8**		**0.8**		**0.45**		**0.2**	**J**	0.14	U	0.13	U	**0.38**		**0.78**		**1.2**		**0.97**	
OA31	OA31-SD4448-2211	44	48	**0.52**	**J**	**1.3**		**0.86**		**1.1**		0.12	U	**2.1**		**1.3**		**2.1**		**1.5**		**1.5**		**0.66**		0.14	U	0.13	U	**0.97**		**0.99**		**2**		**0.89**	
OA31	OA31-SD4852-2211	48	52	**0.64**		**1.9**		**2**		**1.9**		**0.66**		**3.3**		**2.4**		**3.6**		**3.8**		**3.7**		**2.1**		0.14	U	0.13	U	**2.1**		**2.1**		**4.8**		**2**	
OA31	OA31-SD5256-2211	52	56	0.16	U	0.13	U	**0.16**	**J**	**0.14**	**J**	0.11	U	0.17	U	0.15	U	0.11	U	0.16	U	0.13	U	0.15	U	0.13	U	0.12	U	0.17	U	0.12	U	0.15	U	0.15	U
OA32	OA32-SD0002-2211	0	2	**0.9**		**3**		**4.5**		**4.4**		**0.93**		**11**		**5.6**		**8.8**		**11**		**11**		**4.8**		0.16	U	0.14	U	**8.8**		**7.8**		**15**		**7.4**	
OA32	OA32-SD0204-2211	2	4	**2**		**5.9**		**11**		**12**		**3.2**		**20**		**13**		**21**		**32**		**28**		**16**		**6.1**		0.14	U	**25**		**20**		**38**		**24**	
OA32	OA32-SD0406-2211	4	6	**2.4**		**8.6**		**16**		**16**		**4.7**		**36**		**20**		**42**		**61**		**46**		**29**		**18**		0.14	U	**34**		**36**		**65**		**40**	
OA32	OA32-SD0608-2211	6	8	**9.6**		**53**		**72**		**53**		**8.5**		**140**		**88**		**160**		**210**		**160**		**89**		**23**		0.15	U	**42**		**110**		**170**		**120**	
OA32	OA32-SD0812-2211	8	12	**17**		**77**		**140**		**71**		0.8	U	**140**		**100**		**180**		**260**		**290**		**120**		**41**		0.88	U	**90**		**120**		**270**		**150**	
OA32	OA32-SD1216-2211	12	16	**11**		**61**		**84**		**61**		0.74	U	**180**		**79**		**160**		**160**		**160**		**85**		**26**		0.81	U	**83**		**83**		**200**		**93**	
OA32	OA32-SD1620-2211	16	20	**9.1**		**17**		**30**		**40**		0.27	U	**69**		**36**		**60**		**61**		**66**		**33**		**16**	**J**	0.29	U	**26**		**29**		**75**		**30**	
OA32	OA32-SD2024-2211	20	24	**4.7**		**7.2**		**9.9**		**11**		0.6	U	**17**		**9.6**		**16**		**15**		**14**		**8.2**		0.71	U	0.66	U	**6.5**		**9.3**		**20**		**5.9**	
OA32	OA32-SD2428-2211	24	28	**1.9**		**3**		**3.3**		**2.4**		0.11	U	**5.2**		**3.4**		**6.8**		**5.9**		**5.2**		**2.9**		0.13	U	0.12	U	**3.4**		**3.7**		**7.6**		**3.4**	
OA32	OA32-SD2832-2211	28	32	**1.4**		**1.1**		**1.6**		**1.7**		0.11	U	**3.3**		**2.6**		**3.1**		**3.1**		**2.8**		**1.2**		0.13	U	0.12	U	**2.5**		**3**		**4.3**		**0.73**	
OA32	OA32-SD3236-2211	32	36	**0.31**	**J**	0.13	U	**1.5**		**1.3**		0.11	U	**1.2**		0.15	U	**1.2**		**1.4**		**1.5**		**0.72**		**0.47**		0.12	U	**0.97**		0.12	U	**2.2**		**2.7**	
OA32	OA32-SD3640-2211	36	40	0.82	U	0.68	U	**2.3**		**3.7**		0.57	U	**5.7**		**2.2**		**4.4**		**7.5**		**5.2**		**1.7**		0.69	U	0.63	U	**5.7**		**6.5**		**12**		**3**	
OA32	OA32-SD4044-2211	40	44	**0.24**	**J**	**0.36**		**0.56**		**0.75**		0.11	U	**1.3**		**0.82**		**1.3**		**1.9**		**1.4**		**0.63**		0.13	U	0.12	U	**1.4**		**0.95**		**2**		**0.64**	
OA33	OA33-SD0002-2211	0	2	0.17	U	0.14	U	**0.54**		**0.66**		0.12	U	**0.91**		**0.65**		**0.82**		**1**		**1**		**0.21**	**J**	0.14	U	0.13	U	**0.5**		**0.8**		**1.4**		**0.95**	
OA33	OA33-SD0204-2211	2	4	**0.3**	**J**	0.13	U	0.14	U	0.12	U	0.11	U	**1.3**		**0.39**		**0.69**		**1.4**		**1.4**		**0.57**		0.13	U	0.12	U	**1.4**		**2.2**		**2.1**		**1.2**	
OA33	OA33-SD0406-2211	4	6	0.16	U	0.13	U	**0.52**		**0.7**		0.11	U	**0.76**		**0.55**		**0.45**		**1.3**		**1.1**		**0.46**		0.13	U	0.12	U	**1.4**		**1.6**		**2.4**		**1.5**	
OA33	OA33-SD0608-2211	6	8	0.16	U	0.13	U	**0.5**		**1.1**		0.11	U	**0.98**		**0.69**		**0.96**		**1.2**		**1.1**		0.14	U	0.13	U	0.12	U	**1**		**1.9**		**1.7**		**1.5**	
OA33	OA33-SD0812-2211	8	12	0.16	U	0.13	U	**0.77**		**0.74**		0.11	U	**1.2**		**0.95**		**1.4**		**1**		**1.2**		**0.39**		0.13	U	0.12	U	**0.99**		**1.4**		**2.2**		**1.2**	
OA33	OA33-SD1216-2211	12	16	0.15	U	0.13	U	**0.85**		**0.69**		0.11	U	0.16	U	**0.5**		**0.44**		**1.5**		**1.1**		**0.26**	**J**	0.13	U	0.12	U	**1.1**		**1.7**		**2.3**		**1.3**	
OA33	OA33-SD1620-2211	16	20	0.15	U	0.13	U	**0.4**		**0.87**		0.11	U	**0.9**		**0.56**		**1.2**		**1**		**0.9**		**0.27**		0.13	U	0.12	U	**0.88**		**1.6**		**1.6**		**1.1**	
OA33	OA33-SD2024-2211	20	24	0.16	U	0.13	U	**0.28**		**0.45**		0.11	U	**0.85**		**0.45**		**0.56**		**0.85**		**0.66**		**0.48**		0.13	U	0.12	U	**0.75**		**1.9**		**1.5**		0.15	U
OA33	OA33-SD2428-2211	24	28	0.16	U	0.13	U	0.14	U	0.12	U	0.11	U	0.16	U	**0.28**		0.11	U	**0.6**		**0.34**		0.14	U	0.13	U	0.12	U	0.17	U	**0.53**		**0.69**		0.14	U
OA33	OA33-SD2832-2211	28	32	0.16	U	0.13	U	0.14	U	0.12	U	0.11	U	0.17	U	0.15	U	0.11	U	0.15	U	0.13	U	0.14	U	0.13	U	0.12	U	0.17	U	0.12	U	0.15	U	0.15	U
OA33	OA33-SD3236-2211	32	36	0.15	U	0.13	U	0.14	U	0.12	U	0.11	U	0.16	U	**0.17**	**J**	**0.19**	**J**	**0.28**		0.13	U	0.14	U	0.13	U	0.12	U	0.17	U	**1**		**0.53**		0.14	U
OA34	OA34-SD0002-2211	0	2	**1.6**	**J**	0.72	U	**4.5**		**8.5**		0.61	U	**9.3**		**5.5**		**7.5**		**12**		**9.9**		**4.5**		0.73	U	0.67	U	**6.3**		**9.2**		**16**		**11**	
OA34	OA34-SD0204-2211	2	4	**3.5**		**9.6**		**13**		**15**		0.6	U	**32**		**17**		**30**		**41**		**36**		**18**		**2.6**		0.66	U	**25**		**24**		**46**		**20**	
OA34	OA34-SD0406-2211	4	6	**6.1**		**11**		**20**		**29**		0.26	U	**44**		**27**		**52**		**58**		**55**		**27**		**9**		0.29	U	**42**		**35**		**63**		**34**	
OA34	OA34-SD0608-2211	6	8	**11**		**26**		**39**		**52**		0.65	U	**85**		**46**		**95**		**100**		**110**		**48**		0.78	U	0.72	U	**82**		**59**		**120**		**57**	
OA34	OA34-SD0812-2211	8	12	**4.8**		**13**		**14**		**21**		0.58	U	**32**		**19**		**34**		**41**		**37**		**19**		0.7	U	0.64	U	**27**		**27**		**51**		**24**	
OA34	OA34-SD1216-2211	12	16	**7.3**		**12**		**19**		**23**		0.61	U	**35**		**21**		**43**		**44**		**44**		**22**		0.73	U	0.67	U	**35**		**30**		**60**		**21**	
OA34	OA34-SD1620-2211	16	20	**3.8**		0.67	U	**7.5**		**5.2**		0.57	U	**14**		**7.2**		**12**		**13**		**11**		**8.6**		0.68	U	0.63	U	**7.9**		**12**		**19**		**6.9**	
OA34	OA34-SD2024-2211	20	24	**2**		**3.2**		**5**		**2.8**		0.23	U	**5.4**		**4.5**		**7.1**		**7.6**		**6**		**4.9**		0.28	U	0.25	U	**3.2**		**6.3**		**11**		**3.9**	
OA34	OA34-SD2428-2211	24	28	**1.3**		**1.9**		**5.4**		**4.1**		0.23	U	**6.7**		**4.1**		**7.4**		**10**		**7.6**		**4.5**		0.27	U	0.25	U	**4.8**		**4.4**		**13**		**3.8**	
OA34	OA34-SD2832-2211	28	32	**1.1**	**J**	**2**		**3.4**		**2.8**		0.23	U	**4**		**3.7**		**7.1**		**7**		**5.6**		**3.4**		0.27	U	0.25	U	**3.9**		**4.4**		**9.2**		**2.9**	
OA34	OA34-SD3236-2211	32	36	**0.53**	**J**	0.26	U	**1.7**		**1.4**		0.22	U	**3**		**1.8**		**3.4**		**3.9**		**2.8**		**1.7**		0.26	U	0.24	U	**2.1**		**3**		**5.7**		**1.4**	
OA34	OA34-SD3640-2211	36	40	0.15	U	0.13	U	0.14	U	0.12	U	0.11	U	0.16	U	**0.24**	**J**	**0.29**		0.15	U	0.13	U	0.14	U	0.13	U	0.12	U	0.17	U	**0.52**		**0.55**		0.14	U
OA34	OA34-SD4044-2211	40	44	0.16	U	0.13	U	0.14	U	0.12	U	0.11	U	0.16	U	0.15	U	**0.48**		0.15	U	0.13	U	0.14	U	0.13	U	0.12	U	0.17	U	0.12	U	0.15	U	0.15	U
OA34	OA34-SD4448-2211	44	48	0.31	U	0.26	U	**0.61**		**0.38**	**J**	0.22	U	**0.78**		**0.77**		**1**		**1.2**		**1.1**		**0.6**		0.26	U	0.24	U	**0.56**		**0.93**		**1.6**		**0.38**	**J**

Table 1. Sediment PCB Results
Second MNR Report
Palos Verdes Shelf
Los Angeles County, California

Location ID	Sample ID	Top of Sample (cm)	Bottom of Sample (cm)	PCB-110	Q	PCB-114	Q	PCB-118	Q	PCB-119	Q	PCB-123	Q	PCB-126	Q	PCB-128	Q	PCB-132/ 153	Q	PCB-138/ 158	Q	PCB-149	Q	PCB-151	Q	PCB-156	Q	PCB-157	Q	PCB-167	Q	PCB-168	Q	PCB-169	Q	PCB-170	Q
OA31	OA31-SD1216-2211	12	16	**89**		1.1	U	**97**		1.3	U	1	U	0.94	U	**26**		**79**		**73**		**59**		**21**		0.98	U	0.97	U	1.2	U	1.1	U	0.97	U	**32**	
OA31	OA31-SD1620-2211	16	20	**220**		1	U	**170**		1.2	U	0.95	U	0.88	U	**34**		**150**		**160**		**96**		**26**		**30**		0.9	U	1.1	U	1	U	0.9	U	**38**	
OA31	OA31-SD2024-2211	20	24	**160**		0.43	U	**130**		0.51	U	0.4	U	0.37	U	**32**		**220**		**130**		**94**		**27**		**15**		0.38	U	0.46	U	0.43	U	0.38	U	**37**	
OA31	OA31-SD2428-2211	24	28	**190**		1.3	U	**130**		1.5	U	1.2	U	1.1	U	**26**		**150**		**170**		**100**		**33**		**23**		1.1	U	1.3	U	1.2	U	1.1	U	**42**	
OA31	OA31-SD2832-2211	28	32	**210**		0.21	U	**180**		0.24	U	0.19	U	0.18	U	**43**		**190**		**260**		**170**		**47**		**38**		0.18	U	0.22	U	0.21	U	0.18	U	**97**	
OA31	OA31-SD3236-2211	32	36	**23**		0.16	U	**25**		0.18	U	0.14	U	0.13	U	**3.2**		**20**		**25**		**14**		**3.6**		**2.6**		0.14	U	0.16	U	0.15	U	0.14	U	**8.6**	
OA31	OA31-SD3640-2211	36	40	**4.5**		0.15	U	**3.8**		0.17	U	0.14	U	0.13	U	0.19	U	**3.6**		**4**		**3.1**		**1**		0.13	U	0.13	U	0.16	U	0.15	U	0.13	U	0.15	U
OA31	OA31-SD4044-2211	40	44	**0.77**		0.16	U	**0.76**		0.18	U	0.15	U	0.13	U	0.2	U	**1.4**		**1.5**		**1**		0.13	U	0.14	U	0.14	U	0.17	U	0.15	U	0.14	U	0.15	U
OA31	OA31-SD4448-2211	44	48	**2.6**		0.15	U	**1.7**		0.18	U	0.14	U	0.13	U	0.2	U	**1.9**		**2.1**		**1.3**		**0.58**		0.14	U	0.14	U	0.16	U	0.15	U	0.14	U	**0.91**	
OA31	OA31-SD4852-2211	48	52	**4**		0.16	U	**5.2**		0.18	U	0.15	U	0.13	U	**0.62**		**4**		**4.7**		**2.8**		**0.79**		0.14	U	0.14	U	0.17	U	0.15	U	0.14	U	**1.1**	
OA31	OA31-SD5256-2211	52	56	0.13	U	0.15	U	0.11	U	0.18	U	0.14	U	0.13	U	0.19	U	0.34	U	0.34	U	0.15	U	0.13	U	0.13	U	0.13	U	0.16	U	0.15	U	0.13	U	0.15	U
OA32	OA32-SD0002-2211	0	2	**14**		0.17	U	**14**		0.2	U	0.16	U	0.15	U	**1.8**		**12**		**15**		**9.3**		**2.5**		**1.1**		0.15	U	0.18	U	0.17	U	0.15	U	**6.2**	
OA32	OA32-SD0204-2211	2	4	**38**		0.17	U	**45**		0.2	U	0.16	U	0.15	U	**6.5**		**41**		**57**		**31**		**7.9**		**5.1**		0.15	U	0.18	U	0.17	U	0.15	U	**14**	
OA32	OA32-SD0406-2211	4	6	**71**		0.17	U	**72**		0.2	U	0.16	U	0.15	U	**15**		**72**		**100**		**58**		**14**		**19**		0.15	U	0.18	U	0.17	U	0.15	U	**25**	
OA32	OA32-SD0608-2211	6	8	**190**		0.18	U	**150**		0.21	U	0.17	U	0.16	U	**38**		**140**		**170**		**130**		**31**		**20**		0.16	U	0.19	U	0.18	U	0.16	U	**80**	
OA32	OA32-SD0812-2211	8	12	**200**		1.1	U	**210**		1.2	U	0.99	U	0.92	U	**45**		**240**		**240**		**150**		**45**		**33**		0.94	U	1.1	U	1.1	U	0.94	U	**51**	
OA32	OA32-SD1216-2211	12	16	**180**		0.99	U	**170**		1.2	U	0.92	U	0.85	U	**29**		**160**		**160**		**120**		**34**		**31**		0.87	U	1	U	0.98	U	0.87	U	**42**	
OA32	OA32-SD1620-2211	16	20	**59**		0.36	U	**56**		0.42	U	0.33	U	0.31	U	**17**		**110**		**66**		**37**		**12**		**11**		0.32	U	0.38	U	0.35	U	0.32	U	**19**	
OA32	OA32-SD2024-2211	20	24	**24**		0.8	U	**15**		0.93	U	0.74	U	0.69	U	1	U	**30**		**18**		**12**		**5.2**		0.71	U	0.7	U	0.85	U	0.79	U	0.7	U	**6.8**	
OA32	OA32-SD2428-2211	24	28	**9**		0.15	U	**5.2**		0.17	U	0.14	U	0.13	U	**1.3**		**5.8**		**7.3**		**5.3**		**1.9**		0.13	U	0.13	U	0.16	U	0.15	U	0.13	U	**2.2**	
OA32	OA32-SD2832-2211	28	32	**5.2**		0.15	U	**2.4**		0.17	U	0.14	U	0.13	U	0.19	U	**1.5**		**1.8**		**1.8**		**0.78**		0.13	U	0.13	U	0.16	U	0.15	U	0.13	U	**0.55**	
OA32	OA32-SD3236-2211	32	36	**2.2**		0.15	U	**1.3**		0.17	U	0.14	U	0.13	U	0.19	U	0.33	U	0.33	U	**0.98**		**0.42**		0.13	U	0.13	U	0.15	U	**1.4**		0.13	U	0.14	U
OA32	OA32-SD3640-2211	36	40	**6.2**		0.77	U	**4.4**		0.9	U	0.71	U	0.66	U	0.99	U	**3.5**		**3.7**		**2.5**		**1.3**	**J**	0.68	U	0.68	U	0.81	U	0.76	U	0.68	U	0.75	U
OA32	OA32-SD4044-2211	40	44	**1.6**		0.15	U	**1.5**		0.17	U	0.13	U	0.12	U	0.19	U	**1.7**		**1.1**		**1.2**		**0.33**		0.13	U	0.13	U	0.15	U	0.14	U	0.13	U	0.14	U
OA33	OA33-SD0002-2211	0	2	**1.7**		0.16	U	**1.8**		0.19	U	0.15	U	0.14	U	0.21	U	**1.4**		**1.5**		**1.3**		**0.59**		0.14	U	0.14	U	0.17	U	0.16	U	0.14	U	0.16	U
OA33	OA33-SD0204-2211	2	4	**2.3**		0.15	U	**2.6**		0.17	U	0.14	U	0.13	U	0.19	U	**2.9**		**3.9**		**1.3**		**0.81**		0.13	U	0.13	U	0.16	U	0.15	U	0.13	U	0.14	U
OA33	OA33-SD0406-2211	4	6	**2.2**		0.15	U	**2.2**		0.17	U	0.14	U	0.13	U	0.19	U	**2.5**		**2.9**		**1.8**		**0.5**		0.13	U	0.13	U	0.16	U	0.15	U	0.13	U	0.14	U
OA33	OA33-SD0608-2211	6	8	**2.6**		0.15	U	**2.5**		0.17	U	0.14	U	0.13	U	0.19	U	**1.8**		**2.2**		**1.4**		0.13	U	0.13	U	0.13	U	0.16	U	0.15	U	0.13	U	0.14	U
OA33	OA33-SD0812-2211	8	12	**2**		0.15	U	**2**		0.18	U	0.14	U	0.13	U	0.19	U	**2.2**		**2.9**		**1.4**		0.13	U	0.13	U	0.13	U	0.16	U	0.15	U	0.13	U	0.15	U
OA33	OA33-SD1216-2211	12	16	**2.1**		0.14	U	**2**		0.17	U	0.13	U	0.12	U	0.19	U	**2**		**2.3**		**2**		0.12	U	0.13	U	0.13	U	0.15	U	0.14	U	0.13	U	0.14	U
OA33	OA33-SD1620-2211	16	20	**1.5**		0.14	U	**1.7**		0.17	U	0.13	U	0.12	U	0.19	U	**1.5**		**2.7**		**1.1**		0.12	U	0.13	U	0.13	U	0.15	U	0.14	U	0.13	U	0.14	U
OA33	OA33-SD2024-2211	20	24	**1.4**		0.15	U	**2.2**		0.17	U	0.14	U	0.13	U	0.19	U	**1.7**		**2**		**1.1**		**0.64**		0.13	U	0.13	U	0.16	U	0.15	U	0.13	U	0.14	U
OA33	OA33-SD2428-2211	24	28	**0.6**		0.15	U	**0.67**		0.17	U	0.14	U	0.13	U	0.19	U	**0.79**		**0.65**		0.15	U	0.13	U	0.13	U	0.13	U	0.15	U	0.14	U	0.13	U	0.14	U
OA33	OA33-SD2832-2211	28	32	0.12	U	0.15	U	0.11	U	0.17	U	0.14	U	0.13	U	0.19	U	0.34	U	0.34	U	0.15	U	0.13	U	0.13	U	0.13	U	0.16	U	0.15	U	0.13	U	0.15	U
OA33	OA33-SD3236-2211	32	36	**0.45**		0.14	U	**0.5**		0.17	U	0.13	U	0.12	U	0.19	U	0.32	U	0.33	U	0.15	U	0.12	U	0.13	U	0.13	U	0.15	U	0.14	U	0.13	U	0.14	U
OA34	OA34-SD0002-2211	0	2	**20**		0.81	U	**15**		0.95	U	0.75	U	0.7	U	1	U	**16**		**20**		**12**		0.7	U	0.72	U	0.71	U	0.86	U	0.8	U	0.72	U	**5.6**	
OA34	OA34-SD0204-2211	2	4	**54**		0.81	U	**45**		0.94	U	0.75	U	0.69	U	**9.3**		**43**		**50**		**28**		**6.6**		**3.6**		0.71	U	0.85	U	0.8	U	0.71	U	**17**	
OA34	OA34-SD0406-2211	4	6	**60**		0.35	U	**65**		0.41	U	0.33	U	0.3	U	**11**		**68**		**72**		**38**		**11**		**8.4**		0.31	U	0.37	U	0.35	U	0.31	U	**15**	
OA34	OA34-SD0608-2211	6	8	**140**		0.88	U	**110**		1	U	0.81	U	0.75	U	**17**		**120**		**130**		**73**		**23**		**15**		0.77	U	0.93	U	0.87	U	0.77	U	**46**	
OA34	OA34-SD0812-2211	8	12	**62**		0.78	U	**47**		0.91	U	0.72	U	0.67	U	1	U	**50**		**58**		**35**		**9.5**		0.69	U	0.69	U	0.82	U	0.77	U	0.69	U	**19**	
OA34	OA34-SD1216-2211	12	16	**74**		0.82	U	**54**		0.95	U	0.76	U	0.7	U	**12**		**66**		**71**		**47**		**13**		0.73	U	0.72	U	0.86	U	0.81	U	0.72	U	**17**	
OA34	OA34-SD1620-2211	16	20	**22**		0.77	U	**19**		0.89	U	0.71	U	0.66	U	0.99	U	**36**		**26**		**14**		**3.3**		0.68	U	0.67	U	0.81	U	0.76	U	0.67	U	**5.4**	
OA34	OA34-SD2024-2211	20	24	**8.9**		0.31	U	**9.5**		0.36	U	0.29	U	0.26	U	0.4	U	**15**		**11**		**6.8**		**1.9**		0.27	U	0.27	U	0.33	U	0.3	U	0.27	U	0.3	U
OA34	OA34-SD2428-2211	24	28	**14**		0.3	U	**11**		0.35	U	0.28	U	0.26	U	0.39	U	**18**		**12**		**7.7**		**2.2**		0.27	U	0.27	U	0.32	U	0.3	U	0.27	U	**3.6**	
OA34	OA34-SD2832-2211	28	32	**9.7**		0.31	U	**7.7**		0.36	U	0.28	U	0.26	U	0.4	U	**15**		**9.2**		**5.6**		**1.2**		0.27	U	0.27	U	0.32	U	0.3	U	0.27	U	0.3	U
OA34	OA34-SD3236-2211	32	36	**5.7**		0.3	U	**4.3**		0.34	U	0.27	U	0.25	U	0.38	U	**11**		**4.5**		**2.4**		**0.92**		0.26	U	0.26	U	0.31	U	0.29	U	0.26	U	0.29	U
OA34	OA34-SD3640-2211	36	40	0.12	U	0.14	U	0.11	U	0.17	U	0.13	U	0.12	U	0.19	U	0.33	U	0.33	U	0.15	U	0.12	U	0.13	U	0.13	U	0.15	U	0.14	U	0.13	U	0.14	U
OA34	OA34-SD4044-2211	40	44	0.12	U	0.15	U	**0.44**		0.17	U	0.14	U	0.13	U	0.19	U	0.33	U	0.33	U	**0.31**		0.13	U	0.13	U	0.13	U	0.16	U	0.15	U	0.13	U	0.14	U
OA34	OA34-SD4448-2211	44	48	**1.8**		0.29	U	**1.2**		0.34	U	0.27	U	0.25	U	0.37	U	**2.2**		**1.7**		**0.89**		0.25	U	0.26	U	0.26	U	0.31	U	0.29	U	0.26	U	0.28	U

Table 1. Sediment PCB Results
Second MNR Report
Palos Verdes Shelf
Los Angeles County, California

Location ID	Sample ID	Top of Sample (cm)	Bottom of Sample (cm)	PCB-177	Q	PCB-180	Q	PCB-183	Q	PCB-187	Q	PCB-189	Q	PCB-194	Q	PCB-195	Q	PCB-201	Q	PCB-203	Q	PCB-206	Q	PCB-209	Q	Total PCB - Short List	Q	Total PCB - Expanded List	Q
OA31	OA31-SD1216-2211	12	16	**14**		**41**		**12**		**23**		0.82	U	**23**		0.64	U	1.4	U	**13**		1.2	U	0.96	U	**870**		**1400**	
OA31	OA31-SD1620-2211	16	20	**15**		**60**		**14**		**29**		0.76	U	**30**		0.6	U	1.3	U	**18**		**13**		0.89	U	**1900**		**3000**	
OA31	OA31-SD2024-2211	20	24	**14**		**71**		**14**		**33**		0.32	U	**15**		0.25	U	**2.8**		**28**		**7**		**17**		**1400**	**J**	**2200**	**J**
OA31	OA31-SD2428-2211	24	28	**18**		**81**		**20**		**43**		0.93	U	**20**		0.73	U	**6.1**		**20**		**12**		**12**		**1500**		**2400**	
OA31	OA31-SD2832-2211	28	32	**32**		**130**		**34**		**59**		0.16	U	**39**		**26**		**6.4**		**36**		**29**		**37**		**2100**		**3400**	
OA31	OA31-SD3236-2211	32	36	**2.4**		**12**		**2.9**		**6.2**		0.12	U	**2.6**		0.091	U	**0.51**		**2.5**		**2.2**		**2.6**		**200**		**310**	
OA31	OA31-SD3640-2211	36	40	0.13	U	**2.6**		0.17	U	**1.3**		0.11	U	0.16	U	0.087	U	0.2	U	0.098	U	0.16	U	0.13	U	**35**		**57**	
OA31	OA31-SD4044-2211	40	44	0.14	U	**0.54**		0.18	U	0.13	U	0.12	U	0.16	U	0.091	U	0.2	U	0.1	U	0.17	U	**0.45**		**9.9**	**J**	**15**	**J**
OA31	OA31-SD4448-2211	44	48	0.14	U	**1.2**		0.18	U	**0.51**		0.11	U	0.16	U	0.09	U	0.2	U	0.1	U	0.16	U	**1.3**		**21**	**J**	**32**	**J**
OA31	OA31-SD4852-2211	48	52	0.14	U	**2.1**		**0.49**		**1.1**		0.12	U	0.16	U	0.091	U	0.2	U	0.1	U	0.17	U	**1.2**		**42**		**65**	
OA31	OA31-SD5256-2211	52	56	0.13	U	0.12	U	0.17	U	0.13	U	0.11	U	0.16	U	0.088	U	0.2	U	0.098	U	0.16	U	0.13	U	**0.16**	**J**	**0.3**	**J**
OA32	OA32-SD0002-2211	0	2	**2**		**8.2**		**1.6**		**3.3**		0.13	U	**3.5**		0.1	U	0.23	U	**2.3**		**1.9**		**2.5**		**130**		**210**	
OA32	OA32-SD0204-2211	2	4	**5.7**		**24**		**5.9**		**13**		0.13	U	**8.1**		**2.8**		**2.2**		**4.5**		**3.6**		**5.4**		**380**		**600**	
OA32	OA32-SD0406-2211	4	6	**11**		**52**		**12**		**24**		0.13	U	**15**		0.099	U	**4**		**12**		**7.1**		**10**		**690**		**1100**	
OA32	OA32-SD0608-2211	6	8	**17**		**100**		**20**		**45**		0.14	U	0.19	U	0.11	U	**6.2**		**36**		**29**		**30**		**1800**		**2700**	
OA32	OA32-SD0812-2211	8	12	**36**		**110**		**29**		**57**		0.8	U	**32**		0.62	U	1.4	U	**24**		**20**		**22**		**2300**		**3600**	
OA32	OA32-SD1216-2211	12	16	**18**		**87**		**16**		**40**		0.74	U	**18**		0.58	U	**4**		**20**		**15**		**22**		**1700**		**2700**	
OA32	OA32-SD1620-2211	16	20	**6.8**		**35**		**6.3**		**14**		0.27	U	**8.5**		0.21	U	0.47	U	**12**		0.38	U	**6.1**		**700**	**J**	**1100**	**J**
OA32	OA32-SD2024-2211	20	24	**2.7**		**11**		**2.2**		**6.4**		0.6	U	0.84	U	0.47	U	1	U	0.52	U	0.85	U	0.7	U	**180**		**290**	
OA32	OA32-SD2428-2211	24	28	**1.3**		**3.5**		**0.89**		**1.8**		0.11	U	0.15	U	0.086	U	0.19	U	0.096	U	0.16	U	**0.62**		**65**		**100**	
OA32	OA32-SD2832-2211	28	32	0.13	U	**0.76**		0.17	U	**0.4**		0.11	U	0.16	U	0.086	U	0.19	U	0.097	U	0.16	U	0.13	U	**26**		**48**	
OA32	OA32-SD3236-2211	32	36	**0.31**		**1.3**		0.17	U	**0.36**		0.11	U	**0.39**		**0.58**		**0.3**		0.095	U	0.15	U	**0.28**		**15**	**J**	**25**	**J**
OA32	OA32-SD3640-2211	36	40	0.68	U	**1.4**		0.88	U	**1.2**	**J**	0.57	U	0.81	U	0.45	U	1	U	0.5	U	0.81	U	0.67	U	**49**	**J**	**84**	**J**
OA32	OA32-SD4044-2211	40	44	0.13	U	**0.39**		0.17	U	0.12	U	0.11	U	0.15	U	0.085	U	0.19	U	0.095	U	0.15	U	0.13	U	**13**	**J**	**22**	**J**
OA33	OA33-SD0002-2211	0	2	0.14	U	**0.99**		0.18	U	**0.23**	**J**	0.12	U	0.17	U	0.094	U	0.21	U	0.11	U	0.17	U	0.14	U	**12**	**J**	**19**	**J**
OA33	OA33-SD0204-2211	2	4	0.13	U	**1.1**		**0.33**		**0.62**		0.11	U	0.15	U	0.086	U	0.19	U	0.096	U	0.16	U	0.13	U	**18**	**J**	**29**	**J**
OA33	OA33-SD0406-2211	4	6	0.13	U	**1.9**		0.17	U	**0.73**		0.11	U	0.15	U	0.086	U	0.19	U	0.096	U	0.16	U	0.13	U	**17**		**27**	
OA33	OA33-SD0608-2211	6	8	0.13	U	**0.95**		0.17	U	**0.61**		0.11	U	0.15	U	0.086	U	0.19	U	0.096	U	0.16	U	0.13	U	**15**		**25**	
OA33	OA33-SD0812-2211	8	12	0.13	U	**1.2**		0.17	U	0.13	U	0.11	U	0.16	U	0.088	U	0.2	U	0.098	U	0.16	U	0.13	U	**16**		**25**	
OA33	OA33-SD1216-2211	12	16	0.13	U	**1.9**		0.16	U	**1**		0.11	U	0.15	U	0.084	U	0.19	U	0.094	U	0.15	U	0.13	U	**16**		**25**	**J**
OA33	OA33-SD1620-2211	16	20	0.13	U	**1.2**		0.17	U	0.12	U	0.11	U	0.15	U	0.084	U	0.19	U	0.094	U	0.15	U	0.13	U	**13**		**21**	
OA33	OA33-SD2024-2211	20	24	0.13	U	**0.99**		0.17	U	0.12	U	0.11	U	0.15	U	0.086	U	0.19	U	0.096	U	0.16	U	0.13	U	**11**		**19**	
OA33	OA33-SD2428-2211	24	28	0.13	U	0.11	U	0.17	U	0.12	U	0.11	U	0.15	U	0.085	U	0.19	U	0.095	U	0.15	U	0.13	U	**3.4**		**5.2**	
OA33	OA33-SD2832-2211	28	32	0.13	U	0.12	U	0.17	U	0.12	U	0.11	U	0.16	U	0.087	U	0.19	U	0.097	U	0.16	U	0.13	U	0	U	0	U
OA33	OA33-SD3236-2211	32	36	0.13	U	0.11	U	0.17	U	0.12	U	0.11	U	0.15	U	0.084	U	0.19	U	0.094	U	0.15	U	0.13	U	**1.5**	**J**	**3.1**	**J**
OA34	OA34-SD0002-2211	0	2	0.72	U	**8.3**		0.93	U	**3.1**		0.61	U	0.85	U	0.47	U	1.1	U	0.53	U	0.86	U	0.71	U	**130**	**J**	**210**	**J**
OA34	OA34-SD0204-2211	2	4	**5.6**		**22**		**4**		**9.2**		0.6	U	**9.8**		0.47	U	1.1	U	**10**		0.85	U	**9.3**		**410**		**660**	
OA34	OA34-SD0406-2211	4	6	**8.3**		**36**		**7.6**		**15**		0.26	U	0.37	U	0.21	U	**1.5**		**8**		**4**		**4.1**		**600**		**950**	
OA34	OA34-SD0608-2211	6	8	**17**		**62**		**17**		**34**		0.65	U	**19**		0.51	U	1.1	U	**21**		**12**		**10**		**1100**		**1800**	
OA34	OA34-SD0812-2211	8	12	**5.2**		**29**		**4.8**		**14**		0.58	U	0.82	U	0.45	U	1	U	**7.5**		**5.6**		**11**		**450**		**720**	
OA34	OA34-SD1216-2211	12	16	**8.7**		**33**		**8.1**		**15**		0.61	U	0.85	U	0.48	U	1.1	U	**15**		0.86	U	**11**		**520**		**860**	
OA34	OA34-SD1620-2211	16	20	**4.2**		**9**		**2.7**		**5.7**		0.57	U	0.8	U	0.45	U	1	U	0.5	U	0.81	U	0.67	U	**180**		**280**	
OA34	OA34-SD2024-2211	20	24	**1.1**		**5.6**		**1.3**		**2.5**		0.23	U	0.32	U	0.18	U	0.4	U	**4.1**		0.33	U	0.27	U	**89**		**140**	
OA34	OA34-SD2428-2211	24	28	**2**		**5.7**		**1.6**		**3.3**		0.23	U	0.32	U	0.18	U	0.39	U	0.2	U	0.32	U	0.26	U	**100**		**160**	
OA34	OA34-SD2832-2211	28	32	**1.1**		**4**		**1**		**2.4**		0.23	U	0.32	U	0.18	U	0.4	U	0.2	U	0.32	U	0.27	U	**75**	**J**	**120**	**J**
OA34	OA34-SD3236-2211	32	36	0.26	U	**2.3**		0.34	U	0.25	U	0.22	U	0.31	U	0.17	U	0.38	U	0.19	U	0.31	U	0.26	U	**42**	**J**	**64**	**J**
OA34	OA34-SD3640-2211	36	40	0.13	U	0.11	U	0.17	U	0.12	U	0.11	U	0.15	U	0.084	U	0.19	U	0.094	U	0.15	U	0.13	U	**0.84**		**1.6**	**J**
OA34	OA34-SD4044-2211	40	44	0.13	U	0.11	U	0.17	U	0.12	U	0.11	U	0.15	U	0.086	U	0.19	U	0.096	U	0.16	U	0.13	U	**0.92**		**1.2**	
OA34	OA34-SD4448-2211	44	48	0.26	U	**0.88**		0.33	U	**0.27**	**J**	0.22	U	0.3	U	0.17	U	0.38	U	0.19	U	0.31	U	0.25	U	**12**	**J**	**19**	**J**

Table 1. Sediment PCB Results
Second MNR Report
Palos Verdes Shelf
Los Angeles County, California

Location ID	Sample ID	Top of Sample (cm)	Bottom of Sample (cm)	PCB-5/8	Q	PCB-18	Q	PCB-28	Q	PCB-31	Q	PCB-37	Q	PCB-44	Q	PCB-49	Q	PCB-52	Q	PCB-66	Q	PCB-70	Q	PCB-74	Q	PCB-77	Q	PCB-81	Q	PCB-87	Q	PCB-99	Q	PCB-101	Q	PCB-105	Q
OA35	OA35-SD0002-2211	0	2	**3.1**		0.31	U	**8**		**7**		0.26	U	**11**		**8.4**		**13**		**20**		**14**		**13**		**1.8**		0.29	U	**9.1**		**13**		**25**		**13**	
OA35	OA35-SD0204-2211	2	4	**1.7**		0.3	U	**6.1**		**6**		0.25	U	**9.6**		**6.8**		**10**		**14**		**11**		**7.7**		0.3	U	0.28	U	**6.8**		**8**		**18**		**9**	
OA35	OA35-SD0406-2211	4	6	**2.9**		**5.5**		**13**		**6.2**		0.26	U	**16**		**12**		**17**		**27**		**18**		**16**		**3.8**		0.29	U	**10**		**16**		**31**		**15**	
OA35	OA35-SD0608-2211	6	8	**5.6**		**6.7**		**19**		**11**		0.26	U	**25**		**17**		**28**		**38**		**26**		**20**		**4.8**		0.28	U	**16**		**26**		**45**		**14**	
OA35	OA35-SD0812-2211	8	12	**11**		**26**		**36**		**28**		0.27	U	**61**		**41**		**67**		**88**		**64**		**42**		**16**		0.3	U	**31**		**48**		**95**		**43**	
OA35	OA35-SD1216-2211	12	16	**7.9**		**13**		**25**		**17**		0.25	U	**50**		**19**		**34**		**42**		**36**		**22**		**8.5**		0.28	U	**19**		**25**		**56**		**23**	
OA35	OA35-SD1620-2211	16	20	**6.4**		**8.6**		**12**		**8.3**		0.24	U	**13**		**12**		**21**		**22**		**17**		**12**		0.28	U	0.26	U	**8.6**		**16**		**30**		**13**	
OA35	OA35-SD2024-2211	20	24	**1.8**		0.25	U	**1.7**		**1.2**		0.22	U	**1.5**		**1.5**		**2.3**		**2.4**		**1.7**		**1.6**		0.26	U	0.24	U	**0.74**		**1.8**		**3.9**		**2.1**	
OA35	OA35-SD2428-2211	24	28	**0.57**	**J**	0.25	U	0.27	U	0.24	U	0.21	U	**0.98**		**0.5**	**J**	**0.67**		**1.2**		**0.93**		0.28	U	0.26	U	0.24	U	0.33	U	**1.1**		**1.1**		**2.6**	
OA35	OA35-SD2832-2211	28	32	0.16	U	0.13	U	0.14	U	0.12	U	0.11	U	0.16	U	0.15	U	0.11	U	0.15	U	0.13	U	0.14	U	0.13	U	0.12	U	0.17	U	0.12	U	0.15	U	0.14	U
OA35	OA35-SD3236-2211	32	36	0.15	U	0.12	U	0.13	U	0.12	U	0.1	U	0.16	U	0.14	U	0.1	U	0.14	U	0.12	U	0.13	U	0.12	U	0.11	U	0.16	U	0.11	U	0.14	U	0.14	U

Table 1. Sediment PCB Results
Second MNR Report
Palos Verdes Shelf
Los Angeles County, California

Location ID	Sample ID	Top of Sample (cm)	Bottom of Sample (cm)	PCB-110	Q	PCB-114	Q	PCB-118	Q	PCB-119	Q	PCB-123	Q	PCB-126	Q	PCB-128	Q	PCB-132/ 153	Q	PCB-138/ 158	Q	PCB-149	Q	PCB-151	Q	PCB-156	Q	PCB-157	Q	PCB-167	Q	PCB-168	Q	PCB-169	Q	PCB-170	Q
OA35	OA35-SD0002-2211	0	2	**20**		0.35	U	**22**		0.41	U	0.32	U	0.3	U	**4.1**		**37**		**20**		**14**		**6.4**		**3.7**		0.31	U	0.37	U	0.34	U	0.31	U	**5.2**	
OA35	OA35-SD0204-2211	2	4	**24**		0.34	U	**15**		0.4	U	0.31	U	0.29	U	**2**		**26**		**18**		**9.5**		**3.1**		**1.8**		0.3	U	0.36	U	0.33	U	0.3	U	**5.2**	
OA35	OA35-SD0406-2211	4	6	**25**		0.35	U	**28**		0.41	U	0.32	U	0.3	U	**6.4**		**46**		**28**		**18**		**5.2**		**6.2**		0.31	U	0.37	U	0.34	U	0.31	U	**9**	
OA35	OA35-SD0608-2211	6	8	**35**		0.35	U	**40**		0.4	U	0.32	U	0.3	U	**7**		**61**		**35**		**25**		**7.2**		**11**		0.3	U	0.36	U	0.34	U	0.3	U	**15**	
OA35	OA35-SD0812-2211	8	12	**87**		0.36	U	**86**		0.42	U	0.34	U	0.31	U	**16**		**130**		**83**		**57**		**17**		**23**		0.32	U	0.38	U	0.36	U	0.32	U	**26**	
OA35	OA35-SD1216-2211	12	16	**73**		0.34	U	**45**		0.39	U	0.31	U	0.29	U	**8.7**		**78**		**44**		**31**		**11**		**11**		0.3	U	0.36	U	0.33	U	0.3	U	**13**	
OA35	OA35-SD1620-2211	16	20	**37**		0.32	U	**25**		0.37	U	0.29	U	0.27	U	**4.9**		**42**		**25**		**19**		**5**		**6.1**		0.28	U	0.34	U	0.31	U	0.28	U	**6.8**	
OA35	OA35-SD2024-2211	20	24	**2.3**		0.29	U	**2.2**		0.34	U	0.27	U	0.25	U	0.37	U	**5.6**		**3.2**		**1.8**		0.25	U	0.26	U	0.25	U	0.31	U	0.29	U	0.25	U	0.28	U
OA35	OA35-SD2428-2211	24	28	**0.91**		0.29	U	**1.1**		0.33	U	0.27	U	0.25	U	0.37	U	**3**		0.65	U	**1.2**		0.25	U	0.26	U	0.25	U	0.3	U	0.28	U	0.25	U	0.28	U
OA35	OA35-SD2832-2211	28	32	0.12	U	0.15	U	0.11	U	0.17	U	0.14	U	0.12	U	0.19	U	0.33	U	0.33	U	0.15	U	0.12	U	0.13	U	0.13	U	0.15	U	0.14	U	0.13	U	0.14	U
OA35	OA35-SD3236-2211	32	36	0.12	U	0.14	U	0.1	U	0.16	U	0.13	U	0.12	U	0.18	U	0.31	U	0.32	U	0.14	U	0.12	U	0.12	U	0.12	U	0.15	U	0.14	U	0.12	U	0.14	U

Table 1. Sediment PCB Results
Second MNR Report
Palos Verdes Shelf
Los Angeles County, California

Location ID	Sample ID	Top of Sample (cm)	Bottom of Sample (cm)	PCB-177	Q	PCB-180	Q	PCB-183	Q	PCB-187	Q	PCB-189	Q	PCB-194	Q	PCB-195	Q	PCB-201	Q	PCB-203	Q	PCB-206	Q	PCB-209	Q	Total PCB - Short List	Q	Total PCB - Expanded List	Q
OA35	OA35-SD0002-2211	0	2	**2.8**		**11**		**2.8**		**5.2**		0.26	U	0.37	U	0.2	U	0.45	U	**5.6**		**3**		**3.6**		**210**		**330**	
OA35	OA35-SD0204-2211	2	4	**1.5**		**6.9**		**1.9**		**4**		0.25	U	0.35	U	0.2	U	0.44	U	**2.6**		0.36	U	0.3	U	**150**		**240**	
OA35	OA35-SD0406-2211	4	6	**3.6**		**13**		**3.2**		**6.3**		0.26	U	**5.1**		0.2	U	0.45	U	**4.1**		**2.3**		**6.1**		**280**		**420**	
OA35	OA35-SD0608-2211	6	8	**4.5**		**17**		**4**		**8.9**		0.26	U	0.36	U	0.2	U	0.45	U	**9.2**		**5**		**10**		**400**		**600**	
OA35	OA35-SD0812-2211	8	12	**9.9**		**37**		**8.3**		**21**		0.27	U	**13**		0.21	U	**2.5**		**19**		**6**		**16**		**890**		**1400**	
OA35	OA35-SD1216-2211	12	16	**5**		**22**		**4.8**		**11**		0.25	U	**10**		0.2	U	0.44	U	**13**		**7.9**		**17**		**520**		**800**	
OA35	OA35-SD1620-2211	16	20	**4.3**		**13**		**3.5**		**6.2**		0.24	U	**6.9**		0.18	U	0.41	U	**12**		0.34	U	0.28	U	**260**		**420**	
OA35	OA35-SD2024-2211	20	24	0.26	U	**0.96**		0.33	U	**0.81**		0.22	U	0.3	U	0.17	U	0.38	U	0.19	U	0.31	U	0.25	U	**28**		**41**	
OA35	OA35-SD2428-2211	24	28	0.25	U	0.22	U	0.33	U	0.24	U	0.21	U	0.3	U	0.17	U	0.37	U	0.19	U	0.3	U	0.25	U	**11**	**J**	**16**	**J**
OA35	OA35-SD2832-2211	28	32	0.13	U	0.11	U	0.17	U	0.12	U	0.11	U	0.15	U	0.085	U	0.19	U	0.095	U	0.15	U	0.13	U	0	U	0	U
OA35	OA35-SD3236-2211	32	36	0.12	U	0.11	U	0.16	U	0.12	U	0.1	U	0.15	U	0.081	U	0.18	U	0.091	U	0.15	U	0.12	U	0	U	0	U

Notes:
All results are reported in units of micrograms per kilogram (µg/kg)
Bold font - detected result
Total PCBs Short List is the sum of the detected concentrations of the 29 PCB congeners shown in gray shading (co-eluting congeners are included in the totals).
Total PCBs Extended List is the sum of the detected concentrations of the 46 PCB congeners.

Data qualifiers:
U = not detected above the method detection limit shown
J = estimated value

Abbreviations:
cm = centimeter
PCB = polychlorinated biphenyl
Q = Qualifier

Appendix H
DDT Data - Water

Table 1. High-resolution Water DDT Results
Second MNR Report
Palos Verdes Shelf
Los Angeles County, California

Location ID	Sample ID	Sample Collection Depth (m)	o,p'-DDD	Q	o,p'-DDE	Q	o,p'-DDT	Q	p,p'-DDD	Q	p,p'-DDE	Q	p,p'-DDT	Q	Total DDTs	Q	p,p'-DDMU	Q	p,p'-DDNU	Q	Total DDT Compounds	Q
BA1B	BA1B-WO5-2210	5	0.0054	U	0.0021	U	0.011	U	0.0091	U	**0.0147**	**J**	0.022	U	**0.015**	**J**	0.0083	U	0.001	U	**0.015**	**J**
BA1B	BA1B-WO75-2210	75	0.0031	U	**0.0054**	**J**	0.012	U	0.0095	U	**0.034**		0.007	U	**0.039**	**J**	**0.024**	**J+**	0.0012	U	**0.063**	**J+**
BA1B	BA1B-WO145-2210	145	0.0038	U	**0.0105**	**J**	0.01	U	0.0083	U	**0.0653**		0.0069	U	**0.076**	**J**	**0.019**	**J+**	**0.0037**	**J+**	**0.099**	**J+**
BA1C	BA1C-WO5-2210	5	0.0028	U	**0.00314**	**J**	0.0061	U	0.0038	UJ	**0.0161**	**J**	0.0078	U	**0.019**	**J**	0.013	U	0.0016	U	**0.019**	**J**
BA1C	BA1C-WO30-2210	30	**0.00624**	**J+**	**0.0258**		0.0053	U	**0.0131**	**J**	**0.177**		0.005	U	**0.22**	**J+**	**0.118**		**0.0146**	**J**	**0.35**	**J+**
BA1C	BA1C-WO55-2210	55	0.0033	U	**0.0191**	**J**	0.0058	U	**0.0073**	**J**	**0.124**		0.0044	U	**0.15**	**J**	**0.104**		**0.013**	**J**	**0.27**	**J**
BA1DC	BA1DC-WO5-2210	5	0.01	U	0.002	U	0.01	U	0.007	U	0.0101	U	0.019	U	0.007	U	0.017	U	0.0016	U	0.007	U
BA1DC	BA1DC-WO5-2210-FD	5	0.0079	U	0.0023	U	0.011	U	0.0072	U	0.00913	U	0.015	U	0.0072	U	0.024	U	0.0019	U	0.0072	U
BA1DC	BA1DC-WO20-2210	20	0.011	U	0.0034	U	0.012	U	0.0083	U	0.011	U	0.024	U	0.0083	U	0.032	U	0.003	U	0.0083	U
BA1DC	BA1DC-WO35-2210	35	0.005	U	**0.0257**		0.005	U	**0.00866**	**J**	**0.269**		0.022	U	**0.3**	**J**	**0.198**		**0.0226**		**0.52**	**J**
BA2B	BA2B-WO5-2210	5	0.0025	U	**0.00715**	**J**	0.0048	U	0.0036	U	**0.0343**		0.0035	U	**0.041**	**J**	**0.02**	**J+**	0.001	U	**0.061**	**J+**
BA2B	BA2B-WO75-2210	75	0.0061	U	**0.0046**	**J**	0.014	U	0.011	U	**0.0469**		0.018	U	**0.052**	**J**	**0.0535**	**J+**	**0.0029**	**J+**	**0.11**	**J+**
BA2B	BA2B-WO145-2210	145	0.0072	U	**0.0234**		0.014	U	0.011	U	**0.139**		0.022	U	**0.16**		**0.147**	**J+**	**0.0156**	**J+**	**0.33**	**J+**
BA2C	BA2C-WO5-2210	5	0.006	U	**0.00849**	**J**	0.0077	U	0.0048	U	**0.0472**		0.0081	U	**0.056**	**J**	**0.0343**		**0.003**	**J**	**0.093**	**J**
BA2C	BA2C-WO30-2210	30	0.0055	U	**0.00574**	**J**	0.0067	U	0.0042	U	**0.0363**		0.0072	U	**0.042**	**J**	**0.0286**		**0.00333**	**J**	**0.074**	**J**
BA2C	BA2C-WO55-2210	55	0.007	U	0.0027	U	0.011	U	0.007	U	**0.0159**	**J**	0.016	U	**0.016**	**J**	0.014	U	0.0017	U	**0.016**	**J**
BA2DC	BA2DC-WO5-2210	5	0.0031	U	0.0012	UJ	0.0056	U	0.0038	U	0.0182	U	0.009	U	0.0038	UJ	0.0089	UJ	0.00067	U	0.0038	UJ
BA2DC	BA2DC-WO20-2210	20	0.0065	UJ	**0.00741**	**J**	0.0088	U	0.0078	UJ	**0.0492**		0.017	U	**0.057**	**J**	**0.0228**		**0.00351**	**J**	**0.083**	**J**
BA2DC	BA2DC-WO35-2210	35	**0.00698**	**J+**	**0.0579**		0.0028	U	**0.0183**	**J**	**0.492**		0.0099	U	**0.58**	**J+**	**0.396**		**0.0431**		**1**	**J+**
BA3B	BA3B-WO5-2210	5	0.0048	U	0.004	U	0.0084	U	0.0084	U	0.024	U	0.0098	U	0.0084	U	0.024	U	0.0024	U	0.0084	U
BA3B	BA3B-WO80-2210	80	0.0038	U	0.0031	U	0.0086	U	0.0086	U	0.026	U	0.015	U	0.0086	U	0.016	U	0.0021	U	0.0086	U
BA3B	BA3B-WO145-2210	145	0.0037	U	**0.0315**		0.0061	U	0.0061	U	**0.161**		0.0076	U	**0.19**		**0.203**		**0.0201**	**J**	**0.42**	**J**
BA3C	BA3C-WO5-2210	5	0.0048	U	0.008	UJ	0.0075	U	0.0071	UJ	**0.0446**		0.01	U	**0.045**		0.024	UJ	**0.00703**	**J**	**0.052**	**J**
BA3C	BA3C-WO30-2210	30	0.0055	UJ	**0.0235**		0.012	UJ	0.011	UJ	**0.118**		0.015	U	**0.14**		**0.109**		**0.0176**	**J**	**0.27**	**J**
BA3C	BA3C-WO55-2210	55	0.0037	UJ	0.00685	U	0.0052	UJ	0.0032	UJ	**0.0399**	**J**	0.0078	UJ	**0.04**	**J**	**0.03**	**J+**	0.00338	U	**0.07**	**J+**
BA3DC	BA3DC-WO5-2210	5	0.0022	UJ	**0.00136**	**J**	0.0028	U	**0.003**	**J**	0.00822	U	0.0035	U	**0.0044**	**J**	0.0034	U	**0.0017**	**J**	**0.0061**	**J**
BA3DC	BA3DC-WO20-2210	20	**0.0042**	**J+**	**0.0134**	**J**	0.0036	U	**0.00925**	**J**	**0.0696**		0.0081	U	**0.096**	**J+**	**0.063**		**0.0112**	**J**	**0.17**	**J+**
BA3DC	BA3DC-WO35-2210	35	**0.0085**	**J+**	**0.0486**		0.003	U	**0.0144**	**J**	**0.23**		0.011	U	**0.3**	**J+**	**0.254**		**0.0493**		**0.6**	**J+**
BA4B	BA4B-WO5-2210	5	0.0017	UJ	0.00072	U	0.0021	U	0.0017	U	**0.0119**	**J**	0.0061	UJ	**0.012**	**J**	0.0067	U	0.00073	U	**0.012**	**J**
BA4B	BA4B-WO75-2210	75	0.0058	UJ	**0.0262**		0.0073	U	**0.01**	**J**	**0.166**		0.014	U	**0.2**	**J**	**0.203**		**0.0357**		**0.44**	**J**
BA4B	BA4B-WO145-2210	145	**0.0054**	**J**	**0.0469**		0.0054	UJ	**0.0213**	**J**	**0.403**		0.018	U	**0.48**	**J**	**0.383**		**0.0648**		**0.92**	**J**
BA4C	BA4C-WO5-2210	5	0.003	UJ	0.00573	U	0.0066	UJ	0.0043	UJ	0.0235	U	0.0088	UJ	0.0041	UJ	0.015	UJ	0.002	U	0.0041	UJ
BA4C	BA4C-WO30-2210	30	0.0046	UJ	0.0031	UJ	0.0079	UJ	0.0039	UJ	0.0135	U	0.011	UJ	0.0039	UJ	0.02	U	0.0026	U	0.0039	UJ
BA4C	BA4C-WO55-2210	55	0.0036	UJ	0.013	U	0.006	UJ	**0.00494**	**J**	**0.0961**	**J**	0.0033	UJ	**0.1**	**J**	**0.085**	**J+**	0.0127	U	**0.19**	**J+**
BA4C	BA4C-WO55-2210-FD	55	0.0032	UJ	0.0144	U	**0.00794**	**J**	**0.00552**	**J**	**0.101**	**J**	0.0095	UJ	**0.11**	**J**	**0.0843**	**J+**	**0.0143**	**J**	**0.21**	**J+**
BA4C	BA4C-WO55-2210-FD2	55	0.0041	UJ	0.00858	U	0.0076	UJ	0.0047	UJ	**0.0468**	**J**	0.0099	UJ	**0.047**	**J**	**0.0467**	**J+**	0.0087	U	**0.094**	**J+**
BA4DC	BA4DC-WO5-2210	5	0.017	U	0.0043	U	0.028	U	0.023	U	**0.0249**		0.04	U	**0.025**		0.041	U	0.0024	U	**0.025**	
BA4DC	BA4DC-WO20-2210	20	0.019	U	0.0068	U	0.033	U	0.028	U	**0.0503**		0.055	U	**0.05**		0.052	U	**0.00811**	**J**	**0.058**	**J**
BA4DC	BA4DC-WO35-2210	35	0.027	U	**0.0759**		0.028	U	0.023	U	**0.378**		0.042	U	**0.45**		**0.333**		**0.0756**		**0.86**	
BA5B	BA5B-WO5-2210	5	0.0043	U	0.0019	U	0.005	U	0.005	U	0.0238	U	0.009	U	0.005	U	0.0096	U	0.0015	U	0.005	U
BA5B	BA5B-WO75-2210	75	0.0095	U	0.0054	U	0.0094	U	0.0094	U	0.013	U	0.026	U	0.0094	U	0.027	U	0.0034	U	0.0094	U
BA5B	BA5B-WO145-2210	145	**0.0187**	**J+**	**0.111**		0.005	U	**0.0498**		**0.722**		0.01	U	**0.9**	**J+**	**0.733**		**0.101**		**1.7**	**J+**
BA5C	BA5C-WO5-2210	5	0.0035	UJ	0.00584	U	**0.00512**	**J**	0.0054	UJ	**0.0392**	**J**	0.0054	UJ	**0.044**	**J**	**0.0216**	**J+**	0.00171	U	**0.066**	**J+**
BA5C	BA5C-WO30-2210	30	0.0057	UJ	0.0029	UJ	0.0057	UJ	0.0036	UJ	0.0111	U	0.015	UJ	0.0036	UJ	0.016	U	0.0018	U	0.0036	UJ
BA5C	BA5C-WO55-2210	55	0.0036	UJ	0.00541	U	0.0072	UJ	0.0045	UJ	**0.0406**	**J**	0.01	UJ	**0.041**	**J**	**0.0338**	**J+**	0.00559	U	**0.074**	**J+**
BA5DC	BA5DC-WO5-2210	5	0.012	U	0.0036	U	0.013	U	0.011	U	**0.012**	**J**	0.031	U	**0.012**	**J**	0.021	U	0.002	U	**0.012**	**J**
BA5DC	BA5DC-WO20-2210	20	0.021	U	0.0056	U	0.027	U	0.023	U	0.014	U	0.03	U	0.023	U	0.057	U	0.0032	U	0.023	U
BA5DC	BA5DC-WO35-2210	35	0.031	U	**0.0417**	**J**	0.037	U	0.031	U	**0.181**	**J**	0.061	U	**0.22**	**J**	**0.226**		**0.0339**	**J**	**0.48**	**J**
BA5DC	BA5DC-WO35-2210-FD	35	0.016	U	**0.14**	**J**	0.031	U	0.026	U	**0.74**	**J**	0.031	U	**0.88**	**J**	**0.642**		**0.103**	**J**	**1.6**	**J**

Table 1. High-resolution Water DDT Results
Second MNR Report
Palos Verdes Shelf
Los Angeles County, California

Location ID	Sample ID	Sample Collection Depth (m)	o,p'-DDD	Q	o,p'-DDE	Q	o,p'-DDT	Q	p,p'-DDD	Q	p,p'-DDE	Q	p,p'-DDT	Q	Total DDTs	Q	p,p'-DDMU	Q	p,p'-DDNU	Q	Total DDT Compounds	Q
BA6B	BA6B-WO5-2210	5	0.0013	UJ	0.0014	UJ	0.0035	UJ	0.0033	UJ	0.0143	U	0.0073	UJ	0.0033	UJ	0.0071	U	0.001	U	0.0033	UJ
BA6B	BA6B-WO75-2210	75	0.0018	UJ	**0.0177**	**J**	0.003	UJ	**0.00833**	**J**	**0.0925**	**J**	0.0091	UJ	**0.12**	**J**	**0.0834**	**J+**	**0.00613**	**J**	**0.21**	**J+**
BA6B	BA6B-WO145-2210	145	**0.0259**	**J+**	**0.111**	**J**	0.0048	UJ	**0.0613**	**J**	**0.483**	**J**	0.012	UJ	**0.68**	**J+**	**0.968**	**J+**	**0.0758**		**1.7**	**J+**
BA6BC	BA6BC-WO5-2210	5	0.0088	UJ	0.0037	U	0.014	UJ	0.0085	UJ	0.0205	U	0.017	UJ	0.0085	UJ	0.023	UJ	0.0029	U	0.0085	UJ
BA6BC	BA6BC-WO50-2210	50	0.0088	UJ	0.0038	UJ	0.019	UJ	0.012	UJ	0.00896	U	0.02	UJ	0.012	UJ	0.023	U	0.0029	U	0.012	UJ
BA6BC	BA6BC-WO95-2210	95	**0.0219**	**J+**	**0.0988**	**J**	0.014	UJ	**0.0443**	**J**	**0.583**	**J**	0.011	UJ	**0.75**	**J+**	**0.602**	**J+**	**0.0878**	**J+**	**1.4**	**J+**
BA6C	BA6C-WO5-2210	5	0.011	UJ	0.0048	UJ	0.018	UJ	0.011	UJ	0.0203	U	0.031	UJ	0.011	UJ	0.028	UJ	0.0027	U	0.011	UJ
BA6C	BA6C-WO30-2210	30	0.0057	UJ	0.0027	UJ	0.0094	UJ	0.0059	UJ	0.0132	U	0.019	UJ	0.0059	UJ	0.013	U	0.002	U	0.0059	UJ
BA6C	BA6C-WO55-2210	55	0.0089	UJ	**0.0597**	**J**	0.011	UJ	0.016	UJ	**0.396**	**J**	0.015	UJ	**0.46**	**J**	**0.302**	**J+**	**0.0352**	**J+**	**0.79**	**J+**
BA6DC	BA6DC-WO5-2210	5	0.012	U	0.0042	U	0.015	U	0.013	U	**0.0251**		0.033	U	**0.025**		0.028	U	0.0026	U	**0.025**	
BA6DC	BA6DC-WO20-2210	20	0.0084	U	**0.00693**	**J**	0.019	U	0.016	U	**0.04**	**J**	0.032	U	**0.047**	**J**	0.021	U	**0.0042**	**J**	**0.051**	**J**
BA6DC	BA6DC-WO35-2210	35	0.01	UJ	**0.0449**		0.016	U	**0.0182**	**J**	**0.201**		0.03	U	**0.26**	**J**	**0.217**		**0.0287**		**0.51**	**J**
BA7B	BA7B-WO5-2210	5	0.0038	UJ	**0.00247**	**J**	0.0054	U	0.0037	U	0.0145	U	0.0089	U	**0.0025**	**J**	0.012	UJ	0.00086	U	**0.0025**	**J**
BA7B	BA7B-WO75-2210	75	0.003	UJ	0.0018	UJ	0.0065	UJ	0.0062	UJ	0.0224	U	0.0089	UJ	0.0062	UJ	**0.0138**	**J+**	0.0014	U	**0.014**	**J+**
BA7B	BA7B-WO145-2210	145	**0.0227**	**J+**	**0.0806**	**J**	**0.00565**	**J+**	**0.0505**	**J**	**0.393**	**J**	0.0082	UJ	**0.55**	**J+**	**0.717**	**J+**	**0.0889**		**1.4**	**J+**
BA7BC	BA7BC-WO5-2210	5	0.0014	UJ	**0.00132**	**J**	0.0018	U	**0.00198**	**J**	**0.00864**	**J**	0.0023	U	**0.012**	**J**	0.0046	U	0.00074	U	**0.012**	**J**
BA7BC	BA7BC-WO50-2210	50	0.0066	U	**0.0237**		0.0056	U	**0.0112**	**J**	**0.187**		0.019	UJ	**0.22**	**J**	**0.0983**		**0.0104**	**J**	**0.33**	**J**
BA7BC	BA7BC-WO95-2210	95	**0.0106**	**J**	**0.0641**		0.0053	UJ	**0.0307**		**0.427**		0.0083	UJ	**0.53**	**J**	**0.475**		**0.0552**		**1.1**	**J**
BA7C	BA7C-WO5-2210	5	0.0046	UJ	**0.00336**	**J**	0.0075	UJ	0.0061	UJ	0.017	UJ	0.012	UJ	**0.0034**	**J**	0.012	UJ	0.0011	U	**0.0034**	**J**
BA7C	BA7C-WO30-2210	30	0.0039	UJ	0.0024	UJ	0.004	UJ	0.0033	UJ	0.012	UJ	0.012	UJ	0.0033	UJ	0.0093	UJ	**0.001**	**J**	**0.001**	**J**
BA7C	BA7C-WO55-2210	55	**0.0114**	**J**	**0.11**	**J**	0.0056	UJ	0.032	UJ	**0.708**	**J**	0.0083	UJ	**0.83**	**J**	**0.472**		**0.06**		**1.4**	**J**
BA7DC	BA7DC-WO5-2210	5	**0.00224**	**J**	**0.0032**	**J**	0.0037	UJ	**0.0033**	**J**	**0.0234**	**J**	0.0041	U	**0.032**	**J**	**0.0071**	**J**	0.0016	U	**0.039**	**J**
BA7DC	BA7DC-WO20-2210	20	0.0025	UJ	**0.00544**	**J**	0.0048	UJ	**0.0041**	**J**	**0.025**	**J**	0.0087	U	**0.035**	**J**	0.017	U	0.0026	U	**0.035**	**J**
BA7DC	BA7DC-WO35-2210	35	**0.013**	**J**	**0.0953**		0.012	U	**0.0361**		**0.522**	**J**	0.037	U	**0.67**	**J**	**0.388**		**0.0583**		**1.1**	**J**
BA7DC	BA7DC-WO35-2210-FD	35	**0.011**	**J**	**0.0655**		0.019	U	**0.034**	**J**	**0.32**	**J**	0.033	U	**0.43**	**J**	**0.322**		**0.0444**		**0.8**	**J**
BA7DC	BA7DC-WO35-2210-FD2	35	0.012	U	**0.0568**		0.019	U	**0.0275**		**0.281**		0.022	U	**0.37**		**0.234**		**0.0349**		**0.63**	
BA8B	BA8B-WO5-2210	5	0.004	UJ	0.002	U	0.0077	U	0.0081	U	**0.0151**	**J**	0.01	U	**0.015**	**J**	0.011	U	0.0012	U	**0.015**	**J**
BA8B	BA8B-WO75-2210	75	**0.00432**	**J**	**0.0364**		0.0051	UJ	**0.0138**	**J**	**0.309**		0.0077	UJ	**0.36**	**J**	**0.191**		**0.021**	**J**	**0.58**	**J**
BA8B	BA8B-WO145-2210	145	0.0041	U	**0.0132**	**J**	0.004	UJ	**0.00682**	**J**	**0.112**		0.016	U	**0.13**	**J**	**0.123**		**0.0156**	**J**	**0.27**	**J**
BA8BC	BA8BC-WO5-2210	5	0.0014	UJ	**0.0027**	**J**	0.0022	U	0.0019	U	**0.0146**	**J**	0.0038	U	**0.017**	**J**	**0.00973**	**J**	0.00086	U	**0.027**	**J**
BA8BC	BA8BC-WO50-2210	50	0.0035	U	**0.0187**	**J**	0.0045	UJ	**0.00567**	**J**	**0.15**		0.012	UJ	**0.17**	**J**	**0.0899**		**0.00963**	**J**	**0.27**	**J**
BA8BC	BA8BC-WO95-2210	95	0.0041	U	**0.0127**	**J**	0.0043	UJ	**0.00632**	**J**	**0.109**		0.0095	UJ	**0.13**	**J**	**0.0739**		**0.00876**	**J**	**0.21**	**J**
BA8C	BA8C-WO5-2210	5	0.0034	UJ	0.0032	UJ	0.008	UJ	0.0066	UJ	**0.0233**	**J**	0.012	UJ	**0.023**	**J**	0.015	UJ	**0.00167**	**J**	**0.025**	**J**
BA8C	BA8C-WO30-2210	30	0.0036	UJ	0.002	UJ	0.0077	UJ	0.0063	UJ	**0.0171**	**J**	0.01	UJ	**0.017**	**J**	0.01	U	0.0012	UJ	**0.017**	**J**
BA8C	BA8C-WO55-2210	55	**0.0073**	**J+**	**0.0375**	**J**	0.006	UJ	**0.0255**	**J**	**0.237**	**J**	0.014	UJ	**0.31**	**J+**	**0.178**		**0.0171**	**J+**	**0.5**	**J+**
BA8C	BA8C-WO55-2210-FD	55	**0.00817**	**J+**	**0.0532**	**J**	0.009	UJ	**0.019**	**J**	**0.318**	**J**	0.015	UJ	**0.4**	**J+**	**0.242**		**0.0298**	**J+**	**0.67**	**J+**
BA8C	BA8C-WO55-2210-FD2	55	**0.00785**	**J+**	**0.0358**	**J**	0.0052	UJ	**0.0287**	**J**	**0.213**	**J**	0.0052	UJ	**0.29**	**J+**	**0.196**		**0.0261**	**J+**	**0.51**	**J+**
BA8DC	BA8DC-WO5-2210	5	0.0033	U	0.0032	U	0.0099	U	0.0079	U	0.022	U	0.0095	U	0.0079	U	0.017	U	0.0016	U	0.0079	U
BA8DC	BA8DC-WO20-2210	20	0.0049	U	0.0044	U	**0.0188**	**J+**	0.0095	U	0.022	U	0.015	U	**0.019**	**J+**	0.028	U	0.0031	U	**0.019**	**J+**
BA8DC	BA8DC-WO35-2210	35	0.0081	U	0.0035	U	0.012	U	0.0091	U	**0.0426**		0.013	U	**0.043**		0.018	U	0.002	U	**0.043**	
BA9B	BA9B-WO5-2210	5	0.0026	UJ	**0.00337**	**J**	0.0023	U	**0.0028**	**J**	0.0216	U	0.0032	U	**0.0062**	**J**	0.0065	UJ	0.00059	U	**0.0062**	**J**
BA9B	BA9B-WO75-2210	75	**0.0037**	**J**	**0.00724**	**J**	0.0031	U	**0.0047**	**J**	**0.0468**		0.0049	U	**0.062**	**J**	**0.02**	**J+**	**0.00403**	**J**	**0.086**	**J+**
BA9B	BA9B-WO145-2210	145	**0.0118**	**J+**	**0.0331**	**J**	**0.0867**	**J**	**0.0269**	**J**	**0.255**	**J**	**0.22**	**J**	**0.63**	**J+**	**0.211**		**0.0266**	**J+**	**0.87**	**J+**
BA9BC	BA9BC-WO5-2210	5	**0.0017**	**J**	**0.004**	**J**	0.0024	U	**0.00397**	**J**	0.0229	U	0.0039	U	**0.0097**	**J**	**0.0116**	**J+**	**0.0011**	**J**	**0.022**	**J+**
BA9BC	BA9BC-WO50-2210	50	0.0037	U	**0.0116**	**J**	0.007	U	**0.0065**	**J**	**0.069**		0.012	U	**0.087**	**J**	**0.044**	**J+**	**0.0051**	**J**	**0.14**	**J+**
BA9BC	BA9BC-WO95-2210	95	**0.0119**	**J**	**0.0435**		0.0026	U	**0.0192**	**J**	**0.22**		0.0034	U	**0.29**	**J**	**0.273**	**J+**	**0.0332**		**0.6**	**J+**
BA9C	BA9C-WO5-2210	5	0.0053	U	0.0019	U	0.009	U	0.0062	UJ	0.0223	U	0.017	U	0.0062	UJ	0.012	U	0.0012	U	0.0062	UJ
BA9C	BA9C-WO30-2210	30	0.0019	UJ	**0.0038**	**J**	0.0023	U	**0.0039**	**J**	0.0271	U	0.0026	UJ	**0.0077**	**J**	**0.0188**	**J+**	**0.00241**	**J**	**0.029**	**J+**
BA9C	BA9C-WO55-2210	55	**0.00857**	**J**	**0.0157**	**J**	0.0034	U	**0.00921**	**J**	**0.0873**		0.0078	U	**0.12**	**J**	**0.084**	**J+**	**0.0116**	**J**	**0.22**	**J+**

Table 1. High-resolution Water DDT Results
Second MNR Report
Palos Verdes Shelf
Los Angeles County, California

Location ID	Sample ID	Sample Collection Depth (m)	o,p'-DDD	Q	o,p'-DDE	Q	o,p'-DDT	Q	p,p'-DDD	Q	p,p'-DDE	Q	p,p'-DDT	Q	Total DDTs	Q	p,p'-DDMU	Q	p,p'-DDNU	Q	Total DDT Compounds	Q
BA9DC	BA9DC-WO5-2210	5	0.011	U	0.0034	U	0.017	U	0.014	U	0.022	U	0.018	U	0.014	U	0.024	U	0.0022	U	0.014	U
BA9DC	BA9DC-WO20-2210	20	0.0077	U	**0.00991**	**J**	0.011	U	0.0086	U	**0.0487**		0.023	U	**0.059**	**J**	0.034	U	0.0033	U	**0.059**	**J**
BA9DC	BA9DC-WO35-2210	35	0.0068	U	**0.0127**	**J**	0.0048	U	0.0038	U	**0.0701**		0.0083	U	**0.083**	**J**	0.041	U	0.0048	U	**0.083**	**J**
BA9DC	BA9DC-WO35-2210-FD	35	0.0068	U	**0.0192**	**J**	0.01	U	0.0081	U	**0.0788**		0.014	U	**0.098**	**J**	**0.0437**		**0.00871**	**J**	**0.15**	**J**
BA10B	BA10B-WO5-2210	5	0.0063	U	0.0042	U	0.01	U	0.0082	U	0.0097	U	0.018	U	0.0082	U	0.04	U	0.0029	U	0.0082	U
BA10B	BA10B-WO75-2210	75	0.006	U	0.0032	U	0.0071	U	0.0057	U	0.022	U	0.0077	U	0.0057	U	0.021	U	0.0018	U	0.0057	U
BA10B	BA10B-WO145-2210	145	0.0094	U	**0.0095**	**J**	0.014	U	0.011	U	**0.0585**		0.018	U	**0.068**	**J**	**0.0476**		**0.00591**	**J**	**0.12**	**J**
BA10C	BA10C-WO5-2210	5	0.0046	U	0.0032	U	0.0069	U	0.0055	U	0.00904	U	0.0069	U	0.0055	U	0.024	U	0.0019	U	0.0055	U
BA10C	BA10C-WO30-2210	30	0.0076	U	0.0035	U	0.0087	U	0.0069	U	0.024	U	0.01	U	0.0069	U	0.027	U	0.0021	U	0.0069	U
BA10C	BA10C-WO55-2210	55	0.012	U	0.0044	U	0.016	U	0.013	U	**0.029**	**J+**	0.025	U	**0.029**	**J+**	0.043	U	0.0036	U	**0.029**	**J+**
BA10DC	BA10DC-WO5-2210	5	0.01	U	0.0044	U	0.02	U	0.016	U	0.00969	U	0.015	U	0.016	U	0.026	U	0.0024	U	0.016	U
BA10DC	BA10DC-WO20-2210	20	0.013	U	0.0023	U	0.016	U	0.013	U	0.01	U	0.025	U	0.013	U	0.013	U	0.0015	U	0.013	U
BA10DC	BA10DC-WO35-2210	35	0.0075	UJ	**0.0785**	**J**	0.0043	UJ	**0.0319**	**J**	**0.555**	**J**	0.018	UJ	**0.67**	**J**	**0.322**		**0.035**		**1**	**J**
T11	T11-WO5-2210	5	0.0054	UJ	**0.00249**	**J**	0.0071	UJ	0.0058	UJ	**0.0117**	**J**	0.012	UJ	**0.014**	**J**	0.013	UJ	**0.00124**	**J+**	**0.015**	**J+**
T11	T11-WO30-2210	30	0.0034	UJ	0.0023	UJ	0.0072	UJ	0.0065	UJ	**0.0156**	**J**	0.0073	UJ	**0.016**	**J**	0.013	U	0.0012	U	**0.016**	**J**
W1	W1-WO5-2210	5	0.018	U	0.0025	U	0.019	U	0.013	U	0.0077	U	0.026	U	0.013	U	0.025	U	0.002	U	0.013	U
W1	W1-WO30-2210	30	0.0066	U	**0.00959**	**J**	0.012	U	0.012	UJ	**0.0458**		0.042	U	**0.055**	**J**	**0.031**	**J**	**0.00646**	**J**	**0.093**	**J**
W1	W1-WO55-2210	55	0.0073	U	**0.0603**		0.012	U	**0.0161**	**J**	**0.382**		0.04	U	**0.46**	**J**	**0.279**		**0.0481**		**0.79**	**J**
W2	W2-WO5-2210	5	0.0046	U	0.0049	U	0.0078	U	0.0082	U	0.016	U	0.035	U	0.0082	U	0.027	U	0.002	U	0.0082	U
W2	W2-WO100-2210	100	0.0097	U	0.006	U	0.017	U	0.018	U	0.017	U	0.034	U	0.018	U	0.032	U	0.0027	U	0.018	U
W2	W2-WO195-2210	195	0.0096	U	**0.0168**	**J**	0.021	U	0.022	UJ	**0.1**	**J**	0.045	U	**0.12**	**J**	0.062	UJ	**0.0202**	**J**	**0.14**	**J**
W3	W3-WO5-2210	5	**0.0019**	**J-**	0.00067	U	0.0023	U	0.0018	U	**0.00566**	**J**	0.0032	U	**0.0076**	**J-**	0.0044	U	0.00074	U	**0.0076**	**J-**
W3	W3-WO100-2210	100	0.0065	U	**0.00337**	**J**	0.0098	UJ	0.0086	UJ	**0.0213**	**J**	0.016	U	**0.025**	**J**	0.02	U	0.0018	U	**0.025**	**J**
W3	W3-WO195-2210	195	0.0037	U	**0.0102**	**J**	0.0042	U	**0.0068**	**J**	**0.0982**		0.012	UJ	**0.12**	**J**	**0.0622**		**0.00757**	**J**	**0.18**	**J**
W4	W4-WO5-2210	5	0.01	UJ	0.0046	U	0.018	U	0.019	U	0.01	U	0.036	U	0.019	UJ	0.033	U	0.0024	U	0.019	UJ
W4	W4-WO100-2210	100	0.0063	UJ	**0.0101**	**J**	0.01	U	0.011	U	**0.0677**		0.017	U	**0.078**	**J**	**0.0458**		**0.00714**	**J**	**0.13**	**J**
W4	W4-WO195-2210	195	**0.0086**	**J-**	**0.043**		0.0056	U	**0.026**		**0.226**		0.0084	U	**0.3**	**J-**	**0.311**		**0.0401**		**0.65**	**J-**
W5	W5-WO5-2210	5	0.0016	U	**0.0014**	**J**	**0.0045**	**J-**	**0.0018**	**J**	**0.00833**	**J**	0.005	U	**0.016**	**J-**	**0.00612**	**J**	0.00076	U	**0.022**	**J-**
W5	W5-WO30-2210	30	**0.00082**	**J**	**0.00207**	**J**	0.0011	UJ	**0.0025**	**J**	**0.0195**	**J**	0.002	U	**0.025**	**J**	0.004	UJ	0.00078	U	**0.025**	**J**
W5	W5-WO55-2210	55	**0.0017**	**J**	**0.0036**	**J**	**0.0025**	**J-**	**0.00356**	**J**	**0.0228**		0.0062	U	**0.034**	**J-**	**0.00829**	**J**	0.001	U	**0.042**	**J-**
W5	W5-WO55-2210-FD	55	0.004	U	0.004	UJ	0.0051	UJ	**0.0046**	**J**	**0.024**	**J**	0.014	U	**0.029**	**J**	0.029	UJ	0.0041	U	**0.029**	**J**

Notes:
All results are reported in units of nanograms per liter (ng/L)
Bold font - detected result
Gray shading - p,p'-DDE concentration exceeds 0.22 ng/L (EPA human health Ambient Water Quality Criterion); no samples exceeded the 1 ng/L EPA human health Ambient Water Quality Criterion for Total DDTs.
Total DDTs are the sum of the detected concentrations of the o,p'- and p,p'- isomers of DDD, DDE and DDT
Total DDT Compounds are the sum of the detected concentrations of the o,p'- and p,p'- isomers of DDD, DDE and DDT; p,p'-DDMU; and p,p'-DDNU

Data qualifiers:
J = estimated value
J+ = estimated value, biased high because one or more QC specifications were not met
J- = estimated value, biased low because one or more QC specifications were not met
U = not detected above the method detection limit shown
UJ = not detected; method detection limit is estimated

Abbreviations:
m = meter
DDD = dichlorodiphenyldichloroethane
DDE = dichlorodiphenyldichloroethylene
DDMU = 1-chloro-2,2-bis(4-chlorophenyl)ethene
DDNU = 1,1-bis(4-chlorophenyl)ethene
DDT = dichlorodiphenyltrichloroethane
EPA = United States Environmental Protection Agency
Q = Qualifier
QC = quality control

Appendix I
PCB Data – Water

Table 1. High-resolution Water PCB Results
Second MNR Report
Palos Verdes Shelf
Los Angeles County, California

Location ID	Sample ID	Sample Collection Depth (m)	PCB-8	Q	PCB-18/30	Q	PCB-20/28	Q	PCB-31	Q	PCB-37	Q	PCB-44/47/ 65	Q	PCB-49/69	Q	PCB-52	Q	PCB-61/70/74/ 76	Q	PCB-66	Q	PCB-77	Q	PCB-81	Q	PCB-83/99	Q	PCB-85/110/115 /116/117	Q
BA1B	BA1B-WO5-2210	5	**11.9**	**J**	7.56	U	10.1	U	8.08	U	2.67	U	**48.4**		4.07	U	8.97	U	6.07	U	2.89	U	0.27	UJ	0.18	UJ	2.88	U	7.01	U
BA1B	BA1B-WO75-2210	75	**6.31**	**J**	4.5	UJ	8.88	U	5.71	U	3.22	U	**125**		4.26	U	6.22	U	5.26	U	2.85	U	0.584	U	0.23	U	2.5	UJ	6.99	U
BA1B	BA1B-WO145-2210	145	**3.62**	**J**	2.8	UJ	6.85	U	4.24	U	1.84	U	**63.3**		2.4	UJ	4.39	U	4.54	U	2.48	U	0.35	UJ	0.19	UJ	3.08	U	7.83	U
BA1C	BA1C-WO5-2210	5	1.9	UJ	2.72	U	5	UJ	3.49	U	1.1	UJ	128	U	3.5	U	4.54	U	3.22	U	1.1	UJ	0.48	UJ	0.45	UJ	1.68	U	3.1	UJ
BA1C	BA1C-WO30-2210	30	**2.9**	**J**	2.9	U	8.07	U	3.55	U	0.98	UJ	161	U	5.35	U	6.02	U	5.84	U	3.43	U	**0.319**	**J**	0.13	UJ	3.59	U	7.3	U
BA1C	BA1C-WO55-2210	55	1.8	UJ	2.51	U	5.3	U	2.64	U	1.09	U	122	U	3.69	U	4.49	U	4.11	U	2.52	U	0.15	UJ	0.1	UJ	2.4	UJ	5.79	U
BA1DC	BA1DC-WO5-2210	5	6.71	U	15	U	21.3	U	6.3	U	1.1	U	1000	U	15	U	11.1	U	15	U	2.2	U	0.47	UJ	0.5	UJ	15	U	15	U
BA1DC	BA1DC-WO5-2210-FD	5	4.35	U	15	U	18	U	3.1	U	1.08	U	1040	U	15	U	3.9	U	15	U	1.4	U	0.54	UJ	0.55	UJ	15	U	15	U
BA1DC	BA1DC-WO20-2210	20	3.2	UJ	15	U	15	U	2.5	U	1.04	U	243	U	15	U	3.6	U	15	U	1.1	UJ	0.98	UJ	0.95	UJ	0.9	UJ	15	U
BA1DC	BA1DC-WO35-2210	35	4.63	U	15	U	15	U	4.01	U	1.49	U	144	U	15	U	8.07	U	15	U	3.97	U	0.28	U	0.19	UJ	15	U	15	U
BA2B	BA2B-WO5-2210	5	4.9	UJ	3.61	U	6.36	U	5.05	U	1.63	U	7.46	U	2.35	U	5.08	U	4.41	U	2.2	UJ	0.316	U	0.2	UJ	2.82	U	6.24	U
BA2B	BA2B-WO75-2210	75	**7.89**	**J**	4.28	U	6.19	U	5.42	U	2.1	UJ	9.97	U	2.3	UJ	6.12	U	5.65	U	2.92	U	0.22	UJ	0.22	UJ	2.96	U	5.7	U
BA2B	BA2B-WO145-2210	145	**4.24**	**J**	3.49	U	7.1	U	5.93	U	2.97	U	10.3	U	3.89	U	7.84	U	8.02	U	4.69	U	0.679	U	0.35	UJ	4.31	U	10.2	U
BA2C	BA2C-WO5-2210	5	**2.98**	**J**	2.6	U	5.21	U	2.55	U	0.95	UJ	114	U	3.51	U	3.6	UJ	2.96	U	1.83	U	0.22	UJ	0.17	UJ	1.7	UJ	3.8	U
BA2C	BA2C-WO30-2210	30	**2.03**	**J**	2.04	U	4.91	U	2.29	U	0.76	U	117	U	3.04	U	3.33	U	2.77	U	1.42	U	0.12	UJ	0.11	UJ	1.26	U	3.19	U
BA2C	BA2C-WO55-2210	55	**2.84**	**J**	2.79	U	5.9	U	3.08	U	1.19	U	171	U	3.38	U	3.57	U	3.51	U	1.88	U	**0.383**	**J**	0.13	UJ	1.46	U	3.82	U
BA2DC	BA2DC-WO5-2210	5	2.2	UJ	15	U	16.2	U	2.1	U	0.955	U	900	U	15	U	1.9	U	15	U	1.31	U	0.38	UJ	0.39	UJ	15	U	15	U
BA2DC	BA2DC-WO20-2210	20	1.8	U	15	U	17.4	U	2.6	U	0.98	U	1050	U	15	U	2.87	U	15	U	1.89	U	0.26	UJ	0.29	UJ	15	U	15	U
BA2DC	BA2DC-WO35-2210	35	4.5	U	15	U	27.3	U	4.3	U	1.08	U	1530	U	23.1	U	9.84	U	15	U	5.57	U	0.43	UJ	0.44	UJ	15	U	15	U
BA3B	BA3B-WO5-2210	5	3.2	UJ	3.75	U	4.64	U	3.66	U	1.1	UJ	6.78	U	2.01	U	4.81	U	3.73	U	1.5	UJ	0.23	UJ	0.21	UJ	1.24	U	3.17	U
BA3B	BA3B-WO80-2210	80	2.46	U	2.17	U	3.55	U	2.73	U	1.6	U	6.03	U	1.6	UJ	3.47	U	3.13	U	1.68	U	0.28	UJ	0.13	UJ	1.11	U	2.87	U
BA3B	BA3B-WO145-2210	145	5.58	U	6.54	U	7.59	U	5.84	U	0.71	U	12	U	4.72	U	10.6	U	6.8	U	3.76	U	0.22	UJ	0.21	UJ	3.26	U	7.7	U
BA3C	BA3C-WO5-2210	5	**3.88**	**J**	3.68	U	6.85	U	3.99	U	1.3	UJ	113	U	3.95	U	5.57	U	4.4	UJ	2.64	U	0.17	UJ	0.16	UJ	1.7	UJ	4.26	U
BA3C	BA3C-WO30-2210	30	**1.88**	**J**	1.9	UJ	6.4	U	2.71	U	1.1	U	150	U	4.75	U	5.19	U	5.07	U	3.43	U	0.35	UJ	0.096	UJ	2.88	U	6.04	U
BA3C	BA3C-WO55-2210	55	2.94	U	2.15	U	4.75	U	2.1	UJ	1.39	U	124	U	3.13	U	3.44	U	3.19	U	1.77	U	0.28	U	0.18	UJ	1.3	UJ	4.9	U
BA3DC	BA3DC-WO5-2210	5	6.7	U	15	U	17.4	U	6.36	U	1.28	U	505	U	15	U	8.54	U	15	U	1.91	U	0.23	UJ	0.23	UJ	15	U	15	U
BA3DC	BA3DC-WO20-2210	20	3.5	UJ	15	U	19.2	U	2.6	U	0.806	U	1230	U	15.3	U	3.1	U	15	U	1.6	U	0.33	UJ	0.36	UJ	15	U	15	U
BA3DC	BA3DC-WO35-2210	35	3	UJ	15	U	23.5	U	4.77	U	2.05	U	1300	U	17.8	U	6.4	U	15	U	4.75	U	0.52	UJ	0.58	UJ	15	U	15	U
BA4B	BA4B-WO5-2210	5	5.52	U	5.29	U	6.15	U	5.2	U	1.45	U	13.8	U	2.85	U	6.82	U	3.95	U	1.88	U	0.17	U	0.082	UJ	1.2	U	0.95	U
BA4B	BA4B-WO75-2210	75	5.29	U	6.2	U	8.82	U	7.51	U	1.18	U	19.9	U	6.45	U	13.8	U	7.99	U	4.4	U	0.24	UJ	0.23	UJ	3.45	U	1.9	U
BA4B	BA4B-WO145-2210	145	2.87	U	2.3	U	6.49	U	4.42	U	2.21	U	17	U	5.8	U	10.1	U	12.9	U	8.49	U	0.4	U	0.14	UJ	6.19	U	36.2	U
BA4C	BA4C-WO5-2210	5	4.8	UJ	2.14	U	4.54	U	2.67	U	0.93	UJ	94	U	2.72	U	3.42	U	2.92	U	1.65	U	0.4	UJ	0.41	UJ	1.7	UJ	4.07	U
BA4C	BA4C-WO30-2210	30	11	UJ	7.11	U	4	UJ	3.69	U	2.2	UJ	78.6	U	8	UJ	4.6	UJ	5.2	U	1.92	U	1	R	1	UJ	2.8	UJ	15.1	U
BA4C	BA4C-WO55-2210	55	3.2	UJ	7.7	U	5.18	U	3.09	U	1.44	U	132	U	8.5	U	4.58	U	4.08	U	2.24	U	0.445	U	0.14	U	2.84	U	15.6	U
BA4C	BA4C-WO55-2210-FD	55	7.86	U	5.91	U	7.38	U	5.41	U	1.6	UJ	55.1	U	3.6	UJ	7.34	U	4.84	U	2.81	U	0.33	UJ	0.33	UJ	2.15	U	7.01	U
BA4C	BA4C-WO55-2210-FD2	55	4.34	U	10	UJ	6.64	U	4.3	U	1.87	U	110	U	6.8	U	5.24	U	3.83	U	1.92	U	0.348	U	0.119	U	2.66	U	14.6	U
BA4DC	BA4DC-WO5-2210	5	4.5	U	15	U	30.2	U	3.79	U	0.934	U	1430	U	19.6	U	6.5	U	15	U	1.41	U	0.15	UJ	0.15	UJ	15	U	15	U
BA4DC	BA4DC-WO20-2210	20	5.08	U	15	U	27.7	U	4.21	U	1.05	U	1490	U	21.3	U	5.66	U	15	U	1.75	U	0.16	UJ	0.16	UJ	15	U	15	U
BA4DC	BA4DC-WO35-2210	35	3.68	U	15	U	26.9	U	4.77	U	1.34	U	1240	U	21.8	U	11.4	U	15	U	6.26	U	**0.365**	**J**	0.12	UJ	15	U	15	U
BA5B	BA5B-WO5-2210	5	3.05	U	3.1	UJ	3.71	U	2.75	U	0.91	UJ	7.25	U	1.64	U	4.05	U	3.73	U	2.07	U	0.18	UJ	0.16	UJ	1.31	U	3.26	U
BA5B	BA5B-WO75-2210	75	2.3	UJ	2.52	U	3.1	UJ	2.73	U	0.73	UJ	5.53	U	0.816	U	3.2	U	2	UJ	1.03	U	0.71	UJ	0.63	UJ	1.1	U	2.13	U
BA5B	BA5B-WO145-2210	145	5	U	4.2	UJ	10.9	U	7.6	U	0.83	UJ	**41.4**		10.8	U	**19.8**		**21.3**		**13.3**	**J**	0.69	UJ	0.64	UJ	8.1	UJ	**21.3**	
BA5C	BA5C-WO5-2210	5	6.5	UJ	3.76	U	6.3	U	4.27	U	1.9	UJ	46.8	U	3.05	U	5.41	U	4.63	U	2.25	U	0.298	U	0.22	UJ	1.2	U	4.5	U
BA5C	BA5C-WO30-2210	30	3.2	UJ	1.76	U	4.37	U	2.4	U	1.1	UJ	118	U	2.16	U	2.4	U	2.61	U	1.28	U	0.28	UJ	0.29	UJ	0.58	UJ	0.46	UJ
BA5C	BA5C-WO55-2210	55	6.7	UJ	4.35	U	4.9	UJ	3.47	U	1.63	U	89.2	U	3.21	U	4.99	U	1.9	UJ	2.01	U	0.43	UJ	0.39	UJ	2.18	U	0.653	U
BA5DC	BA5DC-WO5-2210	5	3.95	U	15	U	20	U	3.46	U	1.63	U	964	U	15	U	5.17	U	15	U	1.2	U	0.2	UJ	0.2	UJ	15	U	15	U
BA5DC	BA5DC-WO20-2210	20	6.47	U	15	U	24.4	U	5.96	U	1.12	U	1170	U	17.1	U	10.4	U	15	U	1.76	U	0.14	UJ	0.14	UJ	15	U	15	U
BA5DC	BA5DC-WO35-2210	35	5.68	U	15	U	26.6	U	5.22	U	1.31	U	1220	U	19.5	U	11.2	U	15	U	3.48	U	0.15	UJ	0.15	UJ	15	U	15	U
BA5DC	BA5DC-WO35-2210-FD	35	5.86	U	15	U	34.7	U	6.09	U	1.64	U	1430	U	27.2	U	20.5	U	**17.8**		**10.4**	**J**	**0.605**	**J**	0.19	UJ	**9.62**	**J**	**19.8**	
BA6B	BA6B-WO5-2210	5	3.14	U	2.6	U	4.04	U	2.97	U	1.18	U	6.37	U	1.5	U	3.69	U	2.94	U	1.47	U	0.3	UJ	0.28	UJ	1.1	U	3.25	U
BA6B	BA6B-WO75-2210	75	7.93	U	10	U	11.8	U	9.95	U	1.76	U	16.8	U	6.34	U	17.3	U	6.86	U	3.4	U	0.28	U	0.2	UJ	2.33	U	5.6	U
BA6B	BA6B-WO145-2210	145	6.18	U	7.34	U	12.8	U	8.59	U	1.8	U	28.4	U	12.5	U	24.8	U	22.4	U	**13.9**	**J+**	0.774	U	0.2	UJ	**8.75**	**J+**	20.5	U
BA6BC	BA6BC-WO5-2210	5	3.81	U	7.39	U	4.59	U	3.27	U	1.72	U	29.9	U	4.55	U	4.06	U	3.61	U	1.7	UJ	0.32	UJ	0.12	UJ	1.87	U	15	U
BA6BC	BA6BC-WO50-2210	50	3.21	U	2.77	U	5.94	U	3.72	U	2.14	U	74.5	U	2.82	U	5.01	U	3.91	U	1.71	U	0.28	UJ	0.16	UJ	2.13	U	4.65	U
BA6BC	BA6BC-WO95-2210	95	3.8	UJ	4.65	U	11.9	U	6.6	U	2.23	U	142	U	10.1	U	**17**		**16.1**		**9.84**	**J**	0.56	UJ	0.36	UJ	**7.63**	**J**	17.6	U
BA6C	BA6C-WO5-2210	5	1	UJ	2.27	U	4.81	U	2.91	U	1.1	UJ	91.2	U	2.82	U	4.18	U	3.01	U	1.1	UJ	0.26	UJ	0.25	UJ	1.99	U	3.53	U
BA6C	BA6C-WO30-2210	30	3.1	UJ	8.36	U	4.62	U	3.02	U	1.4	UJ	78.6	U	6.2	U	4.14	U	3.03	U	1.3	U	0.25	U	0.243	U	1.56	U	11.6	U
BA6C	BA6C-WO55-2210	55	3.49	U	8.85	U	6.41	U	4.37	U	1.87	U	47.1	U	10.7	U	8.39	U	9.39	U	5.36	U	0.54	U	0.14	UJ	4.9	UJ	**32.7**	

Table 1. High-resolution Water PCB Results
Second MNR Report
Palos Verdes Shelf
Los Angeles County, California

Location ID	Sample ID	Sample Collection Depth (m)	PCB-86/87/97/109/119/125	Q	PCB-90/101/113	Q	PCB-105	Q	PCB-114	Q	PCB-118	Q	PCB-123	Q	PCB-126	Q	PCB-128/166	Q	PCB-129/138/163	Q	PCB-135/151	Q	PCB-147/149	Q	PCB-153/168	Q	PCB-156/157	Q	PCB-158	Q
BA1B	BA1B-WO5-2210	5	3.2	U	4.27	U	1.8	U	0.16	UJ	3.54	U	0.17	UJ	0.16	UJ	0.79	UJ	4.3	UJ	4.3	UJ	3.98	U	3.02	U	**0.693**	**J**	0.12	UJ
BA1B	BA1B-WO75-2210	75	3.29	U	3.4	UJ	1.86	U	0.29	UJ	2.98	U	0.29	UJ	0.29	UJ	0.618	U	4.5	U	4.08	U	3.12	U	2.89	U	**0.336**	**J**	0.18	UJ
BA1B	BA1B-WO145-2210	145	2.9	U	4.33	U	2.1	U	0.17	UJ	3.73	U	0.18	UJ	0.19	UJ	1.2	UJ	6.26	U	9	UJ	3.8	UJ	3.59	U	0.48	UJ	**0.22**	**J**
BA1C	BA1C-WO5-2210	5	1.2	UJ	1.4	UJ	0.97	UJ	0.37	UJ	1.3	UJ	0.34	UJ	0.37	UJ	**0.371**	**J**	1.13	U	1.4	UJ	1.43	U	0.782	U	0.32	UJ	0.26	UJ
BA1C	BA1C-WO30-2210	30	3.66	U	4.96	U	1.1	UJ	0.12	UJ	3.1	UJ	0.1	UJ	0.1	UJ	**0.291**	**J**	2.24	U	2.4	U	1.62	U	1.74	U	**0.232**	**J**	**0.177**	**J**
BA1C	BA1C-WO55-2210	55	2.82	U	3.75	U	1.19	U	0.13	UJ	2.89	U	15	UJ	0.12	UJ	0.27	UJ	2.4	U	3.77	U	1.58	U	1.56	U	0.27	UJ	0.17	UJ
BA1DC	BA1DC-WO5-2210	5	15	U	15	U	1.2	U	0.42	UJ	1.8	U	0.39	UJ	0.35	UJ	**0.3**	**J**	15	U	15	U	15	U	15	U	0.35	UJ	0.23	UJ
BA1DC	BA1DC-WO5-2210-FD	5	15	U	15	U	0.928	U	0.32	UJ	1.6	U	0.3	UJ	0.29	UJ	0.28	UJ	15	U	15	U	15	U	15	U	0.32	UJ	0.23	UJ
BA1DC	BA1DC-WO20-2210	20	0.72	UJ	15	U	1.2	U	0.59	UJ	1.14	U	0.54	UJ	0.57	UJ	0.35	UJ	15	U	0.46	UJ	15	U	15	U	0.43	UJ	0.29	UJ
BA1DC	BA1DC-WO35-2210	35	15	U	15	U	1.3	U	0.14	UJ	3.43	U	0.13	UJ	0.14	UJ	0.13	UJ	15	U	15	U	15	U	15	U	0.17	UJ	0.203	U
BA2B	BA2B-WO5-2210	5	2.95	U	3.72	U	1.56	U	0.18	UJ	3.27	U	0.18	UJ	0.17	UJ	0.65	UJ	4.14	U	3.1	UJ	2.6	UJ	2.77	U	0.33	UJ	0.11	UJ
BA2B	BA2B-WO75-2210	75	2.98	U	3.92	U	1.7	U	0.21	UJ	3.24	U	0.21	UJ	0.2	UJ	0.681	U	4.42	U	3.31	U	2.4	UJ	2.63	U	0.48	UJ	0.21	UJ
BA2B	BA2B-WO145-2210	145	4.37	U	6.2	U	2.3	UJ	**0.359**	**J**	5.05	U	0.2	UJ	0.17	UJ	1	UJ	6.31	U	4.12	U	4.45	U	3.94	U	**0.63**	**J**	0.25	UJ
BA2C	BA2C-WO5-2210	5	2	U	2.48	U	0.55	UJ	0.13	UJ	1.81	U	15	UJ	0.12	UJ	0.14	UJ	1.38	U	2.9	UJ	0.93	UJ	0.683	U	0.13	U	0.11	UJ
BA2C	BA2C-WO30-2210	30	2	U	2.15	U	0.686	U	0.15	UJ	1.63	U	0.12	UJ	0.12	UJ	0.089	UJ	1.1	UJ	1.9	UJ	0.866	U	0.68	UJ	**0.134**	**J**	0.071	UJ
BA2C	BA2C-WO55-2210	55	2.01	U	2.06	U	0.934	U	0.11	UJ	1.95	U	0.1	UJ	0.11	UJ	0.16	UJ	1.6	UJ	2.9	UJ	1.31	U	0.834	U	0.17	UJ	15	UJ
BA2DC	BA2DC-WO5-2210	5	15	U	15	U	1.67	U	0.22	UJ	2.18	U	0.2	UJ	0.2	UJ	0.22	UJ	15	U	15	U	15	U	15	U	30	U	0.18	UJ
BA2DC	BA2DC-WO20-2210	20	15	U	15	U	1.03	U	0.34	UJ	2.08	U	0.3	UJ	0.3	UJ	**0.35**	**J**	15	U	15	U	0.15	UJ	15	U	0.17	UJ	0.11	UJ
BA2DC	BA2DC-WO35-2210	35	15	U	15	U	2.5	U	0.24	UJ	5.38	U	0.23	UJ	0.22	UJ	**0.55**	**J**	15	U	15	U	15	U	15	U	30	U	0.337	U
BA3B	BA3B-WO5-2210	5	1.6	UJ	2.23	U	0.76	U	0.14	UJ	1.56	U	0.13	UJ	0.15	UJ	0.21	UJ	2.1	UJ	0.58	UJ	1.01	U	1.1	U	0.2	UJ	0.13	UJ
BA3B	BA3B-WO80-2210	80	1.62	U	1.98	U	0.707	U	0.438	U	1.4	UJ	0.091	UJ	0.1	UJ	0.206	U	1.55	U	0.643	U	0.948	U	0.81	UJ	0.37	UJ	0.079	UJ
BA3B	BA3B-WO145-2210	145	3.49	U	5.05	U	1.4	UJ	0.11	UJ	2.9	UJ	0.11	UJ	0.12	UJ	0.62	U	5.4	U	2.03	U	2.3	UJ	2.73	U	0.16	UJ	0.24	UJ
BA3C	BA3C-WO5-2210	5	2.22	U	3.33	U	0.52	UJ	0.17	UJ	2.24	U	0.14	UJ	0.15	UJ	0.2	UJ	1.76	U	0.84	UJ	1.1	UJ	1.13	U	**0.245**	**J**	0.11	UJ
BA3C	BA3C-WO30-2210	30	2.98	U	3.68	U	0.98	UJ	0.088	UJ	2.95	U	0.077	UJ	0.079	UJ	**0.285**	**J**	2.19	U	2	U	1.2	UJ	1.5	U	**0.188**	**J**	**0.165**	**J**
BA3C	BA3C-WO55-2210	55	2.45	U	2.8	UJ	0.83	UJ	0.15	UJ	2.5	UJ	0.469	U	0.2	UJ	0.27	UJ	2.3	U	1.22	U	1.5	UJ	0.94	UJ	0.73	U	0.11	UJ
BA3DC	BA3DC-WO5-2210	5	15	U	15	U	0.5	U	0.16	UJ	1.57	U	0.14	UJ	0.14	UJ	0.13	UJ	15	U	15	U	15	U	15	U	0.17	UJ	0.163	U
BA3DC	BA3DC-WO20-2210	20	15	U	15	U	0.64	U	0.2	UJ	1.92	U	0.19	UJ	0.18	UJ	**0.223**	**J**	15	U	15	U	15	U	15	U	0.17	UJ	0.12	UJ
BA3DC	BA3DC-WO35-2210	35	15	U	15	U	2.8	U	0.36	UJ	4.8	U	0.34	UJ	0.29	UJ	**0.39**	**J**	15	U	**6.97**	**J**	15	U	15	U	30	U	0.26	U
BA4B	BA4B-WO5-2210	5	0.78	U	2.54	U	0.8	U	0.052	UJ	1.5	U	0.06	U	0.051	UJ	0.38	U	2.88	U	1.02	U	1.88	U	1.46	U	0.2	U	0.132	U
BA4B	BA4B-WO75-2210	75	1.6	U	5.07	U	1	U	0.14	UJ	3.09	U	0.12	UJ	**0.247**	**J**	0.524	U	4.16	U	1.7	U	2.81	U	2.41	U	0.22	U	0.15	U
BA4B	BA4B-WO145-2210	145	6.9	U	9.32	U	3.1	U	0.2	U	7.09	U	0.133	U	0.081	U	1.14	U	9.6	U	2.72	U	4.88	U	5.09	U	0.669	U	0.32	U
BA4C	BA4C-WO5-2210	5	0.71	UJ	2.63	U	0.792	U	0.31	UJ	2.04	U	0.33	UJ	0.31	UJ	0.26	UJ	1.3	UJ	0.93	UJ	1.2	U	1.1	UJ	0.28	UJ	0.2	UJ
BA4C	BA4C-WO30-2210	30	1.2	UJ	3.25	U	1.82	U	0.85	R	2.7	UJ	0.79	R	0.95	R	0.76	UJ	2.4	UJ	1.4	UJ	2.1	UJ	1.81	U	0.961	U	0.51	UJ
BA4C	BA4C-WO55-2210	55	3.03	U	3.88	U	1.4	U	0.2	UJ	2.3	UJ	0.11	UJ	0.1	UJ	0.08	UJ	2.39	U	1.28	U	1.78	U	1.37	U	0.24	UJ	0.17	UJ
BA4C	BA4C-WO55-2210-FD	55	3.58	U	4.1	UJ	1.21	U	0.29	UJ	3.27	U	0.32	UJ	0.27	UJ	0.28	UJ	2.1	UJ	1.3	UJ	2.07	U	1.2	UJ	0.3	UJ	0.23	UJ
BA4C	BA4C-WO55-2210-FD2	55	2.65	U	3.65	U	0.971	U	0.15	UJ	2.2	U	0.08	UJ	0.059	UJ	**0.225**	**J**	1.66	U	1.92	U	1.28	U	0.893	U	0.222	U	**0.096**	**J**
BA4DC	BA4DC-WO5-2210	5	15	U	15	U	0.849	U	0.0748	U	1.62	U	0.062	UJ	0.064	U	**0.31**	**J**	15	U	15	U	15	U	15	U	30	U	0.127	U
BA4DC	BA4DC-WO20-2210	20	15	U	15	U	0.67	U	0.098	UJ	1.92	U	0.091	UJ	0.1	UJ	**0.23**	**J**	15	U	15	U	15	U	15	U	30	U	0.081	UJ
BA4DC	BA4DC-WO35-2210	35	15	U	15	U	**2.41**	**J**	0.216	U	5.44	U	**0.14**	**J**	0.082	UJ	**0.57**	**J**	**6.44**	**J**	15	U	15	U	15	U	30	U	0.35	U
BA5B	BA5B-WO5-2210	5	1.89	U	2.31	U	0.58	UJ	0.098	UJ	1.39	U	0.095	UJ	0.11	UJ	0.13	UJ	1.36	U	0.6	UJ	1.03	U	0.81	UJ	0.15	UJ	0.122	U
BA5B	BA5B-WO75-2210	75	1.36	U	1.3	UJ	0.56	UJ	0.33	UJ	1.1	UJ	0.32	UJ	0.38	UJ	0.34	UJ	1.6	U	0.6	UJ	0.78	U	0.661	U	0.38	UJ	0.26	UJ
BA5B	BA5B-WO145-2210	145	**10.7**	**J**	13	UJ	5.6	UJ	0.55	UJ	**11.8**	**J**	0.56	UJ	0.58	UJ	0.92	UJ	**13.9**	**J**	1.5	UJ	**6.52**	**J**	**6.53**	**J**	1.2	UJ	**1.19**	**J**
BA5C	BA5C-WO5-2210	5	2.68	U	2.7	UJ	0.54	UJ	0.19	UJ	2.24	U	0.19	UJ	0.17	UJ	0.28	UJ	1.1	UJ	0.52	UJ	0.94	UJ	0.73	UJ	0.19	UJ	0.14	UJ
BA5C	BA5C-WO30-2210	30	0.787	U	2.4	U	0.869	U	0.26	UJ	1.3	UJ	0.3	UJ	0.25	UJ	0.21	UJ	1.46	U	0.825	U	0.76	UJ	0.61	UJ	0.23	UJ	0.17	UJ
BA5C	BA5C-WO55-2210	55	1.4	UJ	2.7	UJ	0.834	U	0.12	UJ	2.14	U	0.13	UJ	0.12	UJ	0.15	UJ	1.3	UJ	0.66	UJ	0.93	UJ	0.86	UJ	0.19	U	0.16	UJ
BA5DC	BA5DC-WO5-2210	5	15	U	15	U	0.76	U	0.11	UJ	1.56	U	0.11	UJ	0.11	UJ	**0.19**	**J**	15	U	15	U	15	U	15	U	30	U	0.08	UJ
BA5DC	BA5DC-WO20-2210	20	15	U	15	U	0.93	U	0.071	UJ	2.34	U	0.069	UJ	0.071	UJ	**0.398**	**J**	15	U	15	U	15	U	15	U	30	U	0.18	U
BA5DC	BA5DC-WO35-2210	35	15	U	15	U	1.24	U	0.1	U	3.19	U	0.073	UJ	0.074	UJ	**0.385**	**J**	15	U	15	U	15	U	15	U	30	U	0.14	U
BA5DC	BA5DC-WO35-2210-FD	35	**9.84**	**J**	**13.2**	**J**	**4.41**	**J**	0.24	U	**9.66**	**J**	**0.2**	**J**	0.096	UJ	**1.39**	**J**	**13.2**	**J**	15	U	**6.55**	**J**	**6.82**	**J**	30	U	**0.723**	**J**
BA6B	BA6B-WO5-2210	5	1.71	U	2.43	U	0.559	U	0.15	UJ	1.2	U	0.15	UJ	0.16	UJ	0.16	UJ	2	U	0.63	U	1.17	U	1.36	U	0.17	UJ	0.154	U
BA6B	BA6B-WO75-2210	75	2.7	U	4.76	U	0.873	U	0.12	UJ	2.07	U	0.11	UJ	0.12	UJ	0.27	U	2.59	U	1.46	U	1.54	U	1.55	U	0.16	UJ	0.145	U
BA6B	BA6B-WO145-2210	145	10.6	U	13.8	U	3.69	U	0.29	U	8.54	U	**0.17**	**J**	0.14	UJ	0.77	U	7.67	U	3.58	U	4.11	U	4	U	0.517	U	0.488	U
BA6BC	BA6BC-WO5-2210	5	2.43	U	3.07	U	0.848	U	0.091	UJ	1.8	UJ	0.087	U	0.084	UJ	0.073	UJ	1.82	U	0.964	U	1.26	U	0.974	U	0.199	U	**0.13**	**J**
BA6BC	BA6BC-WO50-2210	50	2.46	U	2.85	U	1.07	U	0.085	UJ	2.2	U	0.11	UJ	0.08	UJ	0.23	UJ	2.35	U	1.48	U	0.1	UJ	1.67	U	0.223	U	0.072	UJ
BA6BC	BA6BC-WO95-2210	95	8.87	U	**12.7**	**J**	3.13	U	0.345	U	8.45	U	0.21	UJ	0.19	UJ	**0.942**	**J**	6.08	U	**3.72**	**J**	4.08	U	3.69	U	0.57	UJ	0.21	UJ
BA6C	BA6C-WO5-2210	5	1.52	U	2.68	U	0.787	U	0.22	UJ	1.71	U	0.22	UJ	0.21	UJ	0.17	UJ	1.3	UJ	1.1	UJ	1.3	U	1.14	U	0.18	UJ	0.13	UJ
BA6C	BA6C-WO30-2210	30	2.09	U	2.53	U	0.761	U	0.11	UJ	1.92	U	0.11	UJ	0.1	UJ	0.087	UJ	1.61	U	0.934	U	1	UJ	0.867	U	0.231	U	0.077	UJ
BA6C	BA6C-WO55-2210	55	5.61	U	7.45	U	2.16	U	0.191	U	5.57	U	0.16	UJ	0.075	UJ	**0.483**	**J**	4.09	U	3.2	UJ	2.82	U	2.39	U	0.35	UJ	0.25	UJ

Table 1. High-resolution Water PCB Results
Second MNR Report
Palos Verdes Shelf
Los Angeles County, California

Location ID	Sample ID	Sample Collection Depth (m)	PCB-167	Q	PCB-169	Q	PCB-170	Q	PCB-177	Q	PCB-180/ 193	Q	PCB-183	Q	PCB-187	Q	PCB-189	Q	PCB-194	Q	PCB-195	Q	PCB-201	Q	PCB-203	Q	PCB-206	Q	PCB-209	Q	Total PCBs (sum of 46 congeners)	Q
BA1B	BA1B-WO5-2210	5	0.45	UJ	0.15	UJ	0.73	UJ	0.23	UJ	0.55	UJ	**0.232**	J	0.36	UJ	0.13	UJ	0.837	U	0.16	UJ	0.079	UJ	0.11	UJ	0.59	UJ	0.15	UJ	**61**	J
BA1B	BA1B-WO75-2210	75	0.589	U	0.22	UJ	0.94	UJ	0.19	UJ	0.31	UJ	0.17	UJ	0.65	U	0.16	UJ	0.89	UJ	0.22	UJ	0.091	UJ	0.13	UJ	0.72	UJ	0.089	UJ	**130**	J
BA1B	BA1B-WO145-2210	145	0.69	UJ	0.15	UJ	0.67	UJ	**0.381**	J	0.864	U	0.17	UJ	0.509	U	0.14	UJ	1	U	0.16	UJ	0.081	UJ	0.12	UJ	0.64	UJ	0.29	UJ	**68**	J
BA1C	BA1C-WO5-2210	5	0.24	UJ	0.33	UJ	0.39	UJ	0.37	UJ	0.33	U	0.33	UJ	0.34	UJ	0.28	UJ	0.97	U	0.32	UJ	0.24	UJ	0.34	UJ	1.1	UJ	0.46	UJ	**0.37**	J
BA1C	BA1C-WO30-2210	30	0.059	UJ	0.065	UJ	0.15	UJ	**0.208**	J	**0.785**	J	0.14	UJ	0.33	UJ	0.08	UJ	0.488	U	0.081	UJ	0.045	UJ	0.066	UJ	0.43	UJ	0.21	UJ	**4.9**	J
BA1C	BA1C-WO55-2210	55	0.055	UJ	0.058	UJ	0.27	UJ	0.14	UJ	**0.878**	J	0.15	UJ	**0.637**	J	0.047	UJ	0.978	U	0.1	UJ	0.086	UJ	0.12	UJ	0.31	UJ	0.16	UJ	**1.5**	J
BA1DC	BA1DC-WO5-2210	5	0.21	UJ	0.26	UJ	0.56	U	0.4	UJ	15	U	0.35	UJ	0.39	U	0.35	UJ	0.48	U	0.39	UJ	0.17	UJ	0.26	UJ	1.5	UJ	0.49	U	**0.3**	J
BA1DC	BA1DC-WO5-2210-FD	5	0.21	UJ	0.26	UJ	0.36	UJ	0.33	UJ	0.3	UJ	0.29	UJ	0.29	UJ	0.33	UJ	1.2	U	0.45	UJ	0.17	UJ	0.26	UJ	1.6	UJ	0.22	UJ	0.22	UJ
BA1DC	BA1DC-WO20-2210	20	0.27	UJ	0.33	UJ	0.45	UJ	0.41	UJ	0.37	UJ	0.37	UJ	0.37	UJ	0.42	UJ	1.7	U	0.54	UJ	0.31	UJ	0.46	UJ	1.9	UJ	0.78	U	0.37	UJ
BA1DC	BA1DC-WO35-2210	35	0.11	UJ	0.13	UJ	0.15	U	**0.13**	J	15	U	**0.12**	J	0.438	U	0.13	UJ	0.79	U	0.15	UJ	0.081	UJ	0.12	UJ	0.64	UJ	0.19	U	**0.25**	J
BA2B	BA2B-WO5-2210	5	0.42	UJ	0.12	UJ	0.26	UJ	0.24	UJ	0.442	U	0.22	UJ	0.29	UJ	0.098	UJ	0.75	UJ	0.099	UJ	0.1	UJ	0.15	UJ	0.58	UJ	0.329	U	0.056	UJ
BA2B	BA2B-WO75-2210	75	0.44	UJ	0.25	UJ	0.27	UJ	0.22	UJ	0.761	U	0.19	UJ	0.5	UJ	0.13	UJ	0.792	U	0.14	UJ	0.066	UJ	0.095	UJ	0.57	UJ	0.5	UJ	**7.9**	J
BA2B	BA2B-WO145-2210	145	0.42	UJ	0.17	UJ	0.79	UJ	0.33	UJ	1.23	U	0.18	UJ	0.883	U	0.1	UJ	0.62	UJ	0.11	UJ	0.093	UJ	**0.147**	J	0.62	UJ	0.39	UJ	**5.4**	J
BA2C	BA2C-WO5-2210	5	0.11	UJ	0.12	UJ	0.2	UJ	0.19	UJ	**0.312**	J	0.17	UJ	0.17	UJ	0.083	UJ	0.55	UJ	0.23	UJ	0.1	UJ	0.14	UJ	0.63	UJ	0.25	UJ	**3.3**	J
BA2C	BA2C-WO30-2210	30	0.068	UJ	0.076	UJ	0.14	UJ	0.13	UJ	0.37	UJ	0.12	UJ	0.23	UJ	0.066	UJ	0.694	U	0.14	UJ	0.074	UJ	0.11	UJ	0.48	UJ	0.13	UJ	**2.2**	J
BA2C	BA2C-WO55-2210	55	0.12	UJ	0.14	UJ	0.35	UJ	**0.177**	J	0.27	UJ	0.13	UJ	0.16	UJ	0.075	UJ	0.53	UJ	0.1	UJ	0.076	UJ	0.11	UJ	0.44	UJ	0.54	UJ	**3.4**	J
BA2DC	BA2DC-WO5-2210	5	**0.383**	J	0.21	UJ	0.69	U	0.17	UJ	15	U	0.15	UJ	0.34	U	0.2	UJ	0.81	U	0.19	UJ	0.11	UJ	0.16	UJ	0.85	UJ	0.706	U	**0.38**	J
BA2DC	BA2DC-WO20-2210	20	**0.15**	J	0.12	UJ	0.38	U	0.15	UJ	15	U	0.13	UJ	0.18	U	0.18	UJ	0.57	U	0.2	UJ	0.098	UJ	0.15	UJ	0.74	UJ	0.25	U	**0.5**	J
BA2DC	BA2DC-WO35-2210	35	**0.238**	J	0.23	UJ	0.75	U	0.23	UJ	15	U	**0.354**	J	0.863	U	0.2	UJ	0.772	U	0.27	UJ	0.12	UJ	0.18	UJ	0.92	UJ	0.31	U	**1.1**	J
BA3B	BA3B-WO5-2210	5	0.13	UJ	0.16	UJ	0.32	UJ	0.13	UJ	0.455	U	0.12	UJ	0.295	U	0.11	UJ	0.617	U	0.13	UJ	0.069	UJ	0.094	UJ	0.63	UJ	0.32	UJ	0.088	UJ
BA3B	BA3B-WO80-2210	80	0.212	U	0.097	UJ	0.18	UJ	0.092	UJ	0.295	U	**0.128**	J	0.17	UJ	0.083	UJ	0.39	UJ	0.11	UJ	0.039	UJ	**0.156**	J	0.37	UJ	0.677	U	**0.28**	J
BA3B	BA3B-WO145-2210	145	0.207	U	0.14	UJ	0.49	UJ	0.15	UJ	0.771	U	0.13	UJ	0.502	U	0.12	UJ	0.725	U	0.13	UJ	0.059	UJ	0.11	UJ	0.47	UJ	0.306	U	0.07	UJ
BA3C	BA3C-WO5-2210	5	0.11	UJ	0.13	UJ	0.19	UJ	0.16	UJ	0.41	UJ	0.14	UJ	**0.262**	J	0.081	UJ	0.45	UJ	0.15	UJ	0.047	UJ	0.067	UJ	0.43	UJ	**2.4**	J	**6.8**	J
BA3C	BA3C-WO30-2210	30	0.072	UJ	0.082	UJ	0.21	UJ	0.12	UJ	**0.551**	J	15	UJ	**0.504**	J	0.051	UJ	0.548	U	0.072	UJ	0.037	UJ	**0.106**	J	0.27	UJ	**1.17**	J	**4.8**	J
BA3C	BA3C-WO55-2210	55	0.25	UJ	0.15	U	0.2	UJ	0.19	UJ	**0.562**	J	**0.261**	J	0.42	UJ	0.373	U	0.884	U	0.25	UJ	0.091	UJ	0.14	UJ	0.7	UJ	1.1	UJ	**0.82**	J
BA3DC	BA3DC-WO5-2210	5	0.094	UJ	0.12	UJ	0.15	UJ	0.14	UJ	15	U	**0.17**	J	0.25	U	0.13	UJ	0.76	U	0.17	UJ	0.083	UJ	0.12	UJ	0.57	UJ	0.2	U	**0.17**	J
BA3DC	BA3DC-WO20-2210	20	0.1	UJ	0.13	UJ	0.19	UJ	0.17	UJ	15	U	0.15	UJ	0.15	UJ	0.13	UJ	0.48	U	0.15	UJ	0.08	UJ	0.12	UJ	0.58	UJ	0.13	U	**0.22**	J
BA3DC	BA3DC-WO35-2210	35	**0.634**	J	0.26	UJ	1.8	U	**0.32**	J	15	U	0.25	UJ	0.842	U	0.22	UJ	0.65	U	0.28	UJ	0.19	UJ	0.29	UJ	1	UJ	0.34	U	**8.3**	J
BA4B	BA4B-WO5-2210	5	0.15	U	0.059	UJ	0.32	U	0.099	U	0.444	U	0.135	U	0.27	U	0.079	UJ	0.662	U	0.087	UJ	0.056	UJ	0.076	UJ	0.35	UJ	8.43	U	0.054	UJ
BA4B	BA4B-WO75-2210	75	0.18	U	0.13	UJ	0.36	U	0.18	UJ	0.418	U	0.17	UJ	0.32	U	0.16	UJ	0.803	U	0.18	UJ	0.11	UJ	0.15	UJ	0.73	UJ	0.561	U	**0.25**	J
BA4B	BA4B-WO145-2210	145	0.411	U	0.054	UJ	0.87	U	0.476	U	1.71	U	0.52	U	1.24	U	**0.0872**	J	1.04	U	**0.158**	J	0.049	UJ	0.31	U	0.32	UJ	1.53	U	**0.25**	J
BA4C	BA4C-WO5-2210	5	0.21	UJ	0.24	UJ	0.35	UJ	0.33	UJ	0.35	UJ	0.3	UJ	0.28	UJ	0.15	UJ	0.67	UJ	0.24	UJ	0.11	UJ	0.17	UJ	1.2	UJ	0.37	UJ	0.23	UJ
BA4C	BA4C-WO30-2210	30	0.54	UJ	0.66	UJ	2.4	UJ	0.6	UJ	0.85	UJ	0.54	UJ	0.57	UJ	0.43	UJ	0.97	UJ	0.42	UJ	0.31	UJ	0.51	UJ	0.83	UJ	0.22	UJ	0.22	UJ
BA4C	BA4C-WO55-2210	55	0.12	UJ	0.082	UJ	0.25	UJ	0.13	UJ	0.44	UJ	0.12	UJ	**0.344**	J	0.11	UJ	0.53	UJ	0.071	UJ	0.046	UJ	0.076	UJ	0.14	UJ	0.3	UJ	**0.34**	J
BA4C	BA4C-WO55-2210-FD	55	0.23	UJ	0.23	UJ	0.3	UJ	0.31	UJ	0.43	UJ	0.28	UJ	0.29	UJ	0.2	UJ	0.21	UJ	0.17	UJ	0.12	UJ	0.19	UJ	0.46	UJ	0.24	UJ	0.14	UJ
BA4C	BA4C-WO55-2210-FD2	55	0.0987	U	0.042	U	0.17	UJ	0.082	UJ	0.28	UJ	0.072	UJ	**0.224**	J	0.0733	U	0.48	UJ	0.046	UJ	0.021	UJ	0.035	UJ	0.092	UJ	0.178	U	**0.55**	J
BA4DC	BA4DC-WO5-2210	5	0.13	U	0.059	UJ	0.19	U	**0.142**	J	15	U	**0.091**	J	0.24	U	0.083	UJ	0.4	U	0.06	UJ	0.043	UJ	**0.054**	J	0.34	UJ	1.64	U	**0.6**	J
BA4DC	BA4DC-WO20-2210	20	0.157	U	0.1	U	0.44	U	**0.159**	J	15	U	0.095	UJ	0.17	U	0.1	UJ	0.49	U	0.11	UJ	0.052	UJ	**0.095**	J	0.45	UJ	2.57	U	**0.48**	J
BA4DC	BA4DC-WO35-2210	35	0.228	U	0.042	UJ	0.58	U	**0.32**	J	**1**	J	**0.44**	J	**0.9**	J	0.067	U	0.874	U	**0.136**	J	**0.041**	J	**0.15**	J	0.28	UJ	0.774	U	**13**	J
BA5B	BA5B-WO5-2210	5	0.1	UJ	0.13	UJ	0.12	UJ	0.11	UJ	0.4	U	0.1	UJ	0.2	UJ	0.13	UJ	0.461	U	0.11	UJ	0.054	UJ	0.074	UJ	0.38	UJ	0.17	UJ	0.075	UJ
BA5B	BA5B-WO75-2210	75	0.26	UJ	0.33	UJ	0.35	UJ	0.33	UJ	0.3	UJ	0.3	UJ	0.3	UJ	0.26	UJ	0.94	UJ	0.27	UJ	0.15	UJ	0.21	UJ	0.97	UJ	0.383	U	0.18	UJ
BA5B	BA5B-WO145-2210	145	0.27	UJ	0.3	UJ	0.89	UJ	0.66	UJ	**3.06**	J	0.54	UJ	**2.05**	J	0.18	UJ	1.36	U	0.31	UJ	0.23	UJ	0.29	UJ	0.75	UJ	0.75	UJ	**170**	J
BA5C	BA5C-WO5-2210	5	0.14	UJ	0.14	UJ	0.16	UJ	0.17	UJ	0.27	UJ	0.15	UJ	**0.339**	J	0.11	UJ	0.41	UJ	0.15	UJ	0.078	UJ	0.12	UJ	0.42	UJ	0.231	U	**0.34**	J
BA5C	BA5C-WO30-2210	30	0.17	UJ	0.18	UJ	0.2	UJ	**0.204**	J	0.44	UJ	0.17	UJ	0.16	UJ	0.13	UJ	0.921	U	0.15	UJ	0.081	UJ	0.12	UJ	0.74	UJ	0.883	U	**0.2**	J
BA5C	BA5C-WO55-2210	55	0.13	UJ	0.13	UJ	0.24	UJ	0.17	UJ	0.3	UJ	0.14	UJ	0.24	UJ	0.067	UJ	0.518	U	0.11	UJ	0.035	UJ	0.052	UJ	0.18	UJ	0.1	UJ	0.046	UJ
BA5DC	BA5DC-WO5-2210	5	0.068	UJ	0.09	UJ	0.21	U	0.11	UJ	15	U	**0.116**	J	0.201	U	0.11	UJ	0.747	U	0.086	UJ	0.079	UJ	0.096	UJ	0.5	UJ	0.279	U	**0.31**	J
BA5DC	BA5DC-WO20-2210	20	0.1	U	0.063	UJ	0.37	U	**0.196**	J	15	U	**0.11**	J	0.29	U	0.073	U	0.567	U	0.084	UJ	0.045	UJ	**0.157**	J	0.35	UJ	0.373	U	**0.86**	J
BA5DC	BA5DC-WO35-2210	35	0.0992	U	0.062	UJ	0.17	U	**0.14**	J	15	U	**0.144**	J	0.31	U	0.068	UJ	0.488	U	0.072	UJ	0.052	UJ	0.064	UJ	0.36	UJ	0.18	U	**0.67**	J
BA5DC	BA5DC-WO35-2210-FD	35	0.388	U	0.072	UJ	1.2	U	**0.606**	J	**2.24**	J	**0.755**	J	**1.66**	J	0.093	UJ	0.961	U	**0.259**	J	**0.0956**	J	**0.401**	J	0.41	UJ	0.556	U	**130**	J
BA6B	BA6B-WO5-2210	5	0.12	UJ	0.15	UJ	0.34	U	0.19	UJ	0.57	U	0.17	UJ	0.34	U	0.12	UJ	0.64	U	0.17	UJ	0.078	UJ	0.11	UJ	0.49	UJ	0.856	U	0.074	UJ
BA6B	BA6B-WO75-2210	75	0.11	UJ	0.14	UJ	0.2	U	0.13	UJ	0.31	U	0.13	U	0.383	U	0.11	UJ	0.4	U	0.11	UJ	0.077	UJ	0.11	UJ	0.34	UJ	0.23	U	0.07	UJ
BA6B	BA6B-WO145-2210	145	0.14	U	0.13	UJ	0.461	U	**0.27**	J+	1.1	U	0.28	U	0.669	U	0.1	UJ	0.694	U	0.1	UJ	0.063	UJ	0.086	UJ	0.5	UJ	0.21	U	**23**	J+
BA6BC	BA6BC-WO5-2210	5	0.061	UJ	0.07	UJ	**0.36**	J	0.13	UJ	**0.514**	J	0.17	UJ	**0.262**	J	0.064	UJ	0.67	UJ	0.078	UJ	0.03	UJ	0.074	UJ	0.15	UJ	1.39	U	**1.3**	J
BA6BC	BA6BC-WO50-2210	50	0.097	UJ	0.069	UJ	0.19	UJ	0.23	UJ	**0.792**	J	0.2	UJ	**0.556**	J	0.087	UJ	0.83	UJ	0.074	UJ	0.043	UJ	0.19	UJ	0.43	UJ	**4.91**	J	**6.3**	J
BA6BC	BA6BC-WO95-2210	95	0.22	UJ	0.23	UJ	**0.748**	J	0.31	UJ	1.2	UJ	0.28	UJ	0.89	UJ	0.14	UJ	0.59	UJ	0.22	UJ	0.11	UJ	0.16	UJ	0.81	UJ	0.683	U	**69**	J
BA6C	BA6C-WO5-2210	5	0.13	UJ	0.15	UJ	0.24	UJ	0.23	UJ	0.29	UJ	0.21	UJ	0.2	UJ	0.13	UJ	0.553	U	0.19	UJ	0.096	UJ	0.13	UJ	0.57	UJ	0.289	U	0.085	UJ
BA6C	BA6C-WO30-2210	30	0.074	UJ	0.084	U	0.15	UJ	0.11	UJ	**0.297**	J	0.1	UJ	**0.139**	J	0.071	UJ	0.5	UJ	0.068	UJ	0.058	UJ	0.08	U	0.21	UJ	0.11	UJ	**0.44**	J
BA6C	BA6C-WO55-2210	55	0.11	UJ	0.063	UJ	**0.41**	J	0.13	UJ	0.61	UJ	0.21	UJ	0.4	UJ	0.055	UJ	0.48	UJ	0.051	UJ	0.031	UJ	0.052	UJ	0.14	UJ	0.18	UJ	**34**	J

Table 1. High-resolution Water PCB Results
Second MNR Report
Palos Verdes Shelf
Los Angeles County, California

Location ID	Sample ID	Sample Collection Depth (m)	PCB-8	Q	PCB-18/30	Q	PCB-20/28	Q	PCB-31	Q	PCB-37	Q	PCB-44/47/ 65	Q	PCB-49/69	Q	PCB-52	Q	PCB-61/70/74/ 76	Q	PCB-66	Q	PCB-77	Q	PCB-81	Q	PCB-83/99	Q	PCB-85/110/115 /116/117	Q
BA6DC	BA6DC-WO5-2210	5	3	U	15	U	15.8	U	3.42	U	1.3	U	815	U	15	U	4	U	15	U	1.15	U	0.38	UJ	0.38	UJ	15	U	15	U
BA6DC	BA6DC-WO20-2210	20	2.96	U	15	U	20.4	U	2.95	U	0.835	U	1100	U	15	U	5.02	U	15	U	1.43	U	0.17	UJ	0.18	UJ	15	U	15	U
BA6DC	BA6DC-WO35-2210	35	2.9	U	15	U	29	U	4.29	U	1.1	U	1370	U	21.1	U	10	U	15	U	4.27	U	**0.18**	**J**	0.16	UJ	15	U	15	U
BA7B	BA7B-WO5-2210	5	5.12	U	4	U	4.72	U	3.72	U	1.06	U	7.88	U	2.09	U	5.72	U	2.81	U	1.34	U	0.12	UJ	0.12	UJ	1.48	U	3.09	U
BA7B	BA7B-WO75-2210	75	4.53	U	7	U	7.21	U	6.14	U	1	U	12.7	U	3.31	U	10	U	4.2	U	1.7	U	0.23	UJ	0.21	UJ	1.34	U	3.46	U
BA7B	BA7B-WO145-2210	145	3.95	U	4.79	U	11	U	7.56	U	2.83	U	20.9	U	10.6	U	20.2	U	20	U	12.2	U	0.622	U	0.15	UJ	7.3	U	16.9	U
BA7BC	BA7BC-WO5-2210	5	3	U	3.73	U	4.9	U	3.8	U	1.9	U	12.8	U	2.1	U	4.89	U	4.17	U	2.06	U	0.31	U	0.16	UJ	1.68	U	9.5	U
BA7BC	BA7BC-WO50-2210	50	3.26	U	2.5	U	4.95	U	3.19	U	1.19	U	8.42	U	2.8	U	6.04	U	5.33	U	3.15	U	0.19	U	0.12	UJ	3.03	U	17.8	U
BA7BC	BA7BC-WO95-2210	95	7.44	U	7.33	U	12.1	U	8.98	U	2.63	U	**55.1**		**9.85**	**J**	18.4	U	16.9	U	**10.5**	**J**	0.696	U	0.25	UJ	**7.56**	**J**	4.97	U
BA7C	BA7C-WO5-2210	5	5.2	UJ	6.36	U	6.04	U	5.68	U	1.5	UJ	**79.4**		2.8	UJ	8.16	UJ	3.6	UJ	1.9	UJ	0.59	UJ	0.55	UJ	2.44	UJ	4.47	UJ
BA7C	BA7C-WO30-2210	30	3.7	UJ	5.5	UJ	6.83	U	5.89	U	1.3	UJ	**94.9**		4.6	UJ	**9.62**	**J**	3.8	UJ	2.3	UJ	0.6	UJ	0.57	UJ	1.5	U	4.3	U
BA7C	BA7C-WO55-2210	55	4.9	U	15.8	U	9.56	U	6.73	U	1.92	U	**135**		10.5	U	**19.3**		15.4	U	**9.47**	**J**	**0.678**	**J**	0.42	UJ	**7.46**	**J**	**15.4**	
BA7DC	BA7DC-WO5-2210	5	3.6	U	15	U	15	U	4.84	U	1.21	U	84.3	U	15	U	5.63	U	15	U	1.5	U	0.17	U	0.14	UJ	15	U	15	U
BA7DC	BA7DC-WO20-2210	20	3.91	U	15	U	15	U	3.78	U	0.98	U	177	U	15	U	3.61	U	15	U	1.41	U	0.14	UJ	0.14	UJ	15	U	15	U
BA7DC	BA7DC-WO35-2210	35	7.48	U	15	U	38.9	U	9.94	U	1.7	U	1290	U	24.7	U	21.7	U	15	U	**7.67**	**J**	**0.586**	**J**	0.12	UJ	15	U	15	U
BA7DC	BA7DC-WO35-2210-FD	35	2.77	U	15	U	25.4	U	4.53	U	1.4	U	1250	U	20.7	U	11.9	U	15	U	5.37	U	**0.333**	**J**	0.17	UJ	15	U	15	U
BA7DC	BA7DC-WO35-2210-FD2	35	2.73	U	15	U	26.1	U	4.04	U	1	U	1230	U	19	U	9.84	U	15	U	4.7	U	**0.26**	**J**	0.24	UJ	15	U	15	U
BA8B	BA8B-WO5-2210	5	5.86	U	7.34	U	9.34	U	7.65	U	2.8	U	19	U	3.55	U	8.2	U	6.21	U	2.87	U	0.26	U	0.04	UJ	1.81	U	11.4	U
BA8B	BA8B-WO75-2210	75	5.35	U	7.11	U	10.4	U	8.01	U	1.96	U	16.8	U	6.85	U	**22.5**		10.2	U	5.62	U	0.653	U	0.21	UJ	5.3	U	10.9	U
BA8B	BA8B-WO145-2210	145	3.76	U	4.05	U	6.69	U	4.65	U	1.2	U	9.2	U	2.99	U	6.02	U	6.12	U	2.83	U	0.36	UJ	0.37	UJ	2.54	U	14.6	U
BA8BC	BA8BC-WO5-2210	5	4.68	U	4	U	5.57	U	4.38	U	1.58	U	10.5	U	2.16	U	5.1	U	4.33	U	1.97	U	0.3	U	0.11	UJ	2.54	U	18.2	U
BA8BC	BA8BC-WO50-2210	50	2.6	U	2.11	U	5.12	U	3.69	U	2.05	U	12.8	U	2.84	U	5	U	5.34	U	2.7	U	0.32	U	0.14	UJ	2.63	U	16.7	U
BA8BC	BA8BC-WO95-2210	95	5.7	U	6.7	U	8.55	U	7.35	U	1.49	U	13.2	U	4.72	U	11.7	U	6.17	U	3.12	U	0.19	U	0.14	UJ	2.4	U	15.3	U
BA8C	BA8C-WO5-2210	5	2.1	UJ	3.62	U	3.6	UJ	3.28	U	1.4	UJ	31.1	U	1.91	U	4.4	UJ	4.06	U	1.68	U	0.61	UJ	0.59	UJ	1.7	UJ	3.3	UJ
BA8C	BA8C-WO30-2210	30	8	UJ	3.1	UJ	6.2	U	4.33	U	2.6	UJ	**144**		3.78	U	**3.16**	**J**	2.6	UJ	1.5	UJ	0.94	UJ	0.88	UJ	1.61	U	2.98	U
BA8C	BA8C-WO55-2210	55	3.9	UJ	10	U	6.94	U	4.37	U	1.43	U	**139**		11.1	U	**7.12**	**J**	6.83	U	3.83	U	**0.344**	**J**	0.11	UJ	3.6	U	**23.2**	
BA8C	BA8C-WO55-2210-FD	55	5.9	UJ	4.94	U	5.68	U	5.99	U	2.8	U	120	UJ	6.64	U	**10.8**	**J**	8.19	U	3.7	UJ	1.6	UJ	1.4	UJ	4.2	UJ	7.6	UJ
BA8C	BA8C-WO55-2210-FD2	55	9.8	UJ	4.3	UJ	7.4	U	5.1	UJ	4.7	UJ	**129**		5.1	UJ	6.9	UJ	7.86	U	5.1	UJ	2.2	UJ	2.1	UJ	4.3	UJ	5.1	UJ
BA8DC	BA8DC-WO5-2210	5	17.9	U	15	U	15	U	15	U	15	U	44.9	U	15	U	15	U	15	U	15	U	0.28	UJ	0.26	U	15	U	15	U
BA8DC	BA8DC-WO20-2210	20	18.5	U	15	U	15	U	15	U	15	U	89.4	U	15	U	15	U	15	U	15	U	0.22	UJ	0.22	UJ	15	U	15	U
BA8DC	BA8DC-WO35-2210	35	3.2	UJ	15	U	15	U	15	U	0.97	UJ	43.2	U	15	U	15	U	15	U	1.1	UJ	0.91	UJ	0.86	UJ	15	U	15	U
BA9B	BA9B-WO5-2210	5	3.17	U	2.75	U	3.41	U	2.71	U	0.859	U	6.02	U	1.62	U	3.73	U	2.53	U	1.21	U	0.11	UJ	0.11	UJ	1.4	U	2.6	U
BA9B	BA9B-WO75-2210	75	2.9	U	3.54	U	3.62	U	2.73	U	1.19	U	7.39	U	1.6	U	3.9	U	2.92	U	1.62	U	0.12	UJ	0.12	UJ	1.8	U	3.59	U
BA9B	BA9B-WO145-2210	145	11	UJ	4.6	UJ	5.9	U	5.4	UJ	5.9	UJ	10	U	5.3	U	11	UJ	7.5	UJ	3.94	U	3.2	UJ	2.9	UJ	4	UJ	6.51	U
BA9BC	BA9BC-WO5-2210	5	5.7	U	6.9	U	7.61	U	6.8	U	1.08	U	11.8	U	3.72	U	11.4	U	4.26	U	1.76	U	0.097	UJ	0.097	UJ	1.74	U	3.16	U
BA9BC	BA9BC-WO50-2210	50	2.91	U	2.2	U	3.79	U	2.8	U	1.27	U	8.65	U	2.24	U	4.79	U	3.67	U	1.82	U	0.191	U	0.09	UJ	1.63	U	3.84	U
BA9BC	BA9BC-WO95-2210	95	2.53	U	2.1	U	5.03	U	3.38	U	1.01	U	9.92	U	3.91	U	7.73	U	6.71	U	4.44	U	0.17	U	0.11	UJ	3.8	U	8.2	U
BA9C	BA9C-WO5-2210	5	3.63	U	3.2	U	3.76	U	3.03	U	1.5	U	9.04	U	1.7	U	5.15	U	2.78	U	1.27	U	0.77	U	**0.739**	**J**	1.3	U	2.92	U
BA9C	BA9C-WO30-2210	30	2.42	U	2.73	U	3.04	U	2.42	U	0.55	U	6.7	U	1.74	U	3.6	U	2.63	U	1.25	U	0.13	UJ	0.13	UJ	1	U	2.91	U
BA9C	BA9C-WO55-2210	55	2.96	U	2.9	U	3.92	U	2.77	U	0.856	U	8.74	U	2.57	U	5.5	U	3.61	U	2.14	U	0.172	U	0.1	UJ	2.04	U	4.36	U
BA9DC	BA9DC-WO5-2210	5	15	U	15	U	15	U	15	U	15	U	64.4	U	15	U	15	U	15	U	15	U	0.21	UJ	0.2	UJ	15	U	15	U
BA9DC	BA9DC-WO20-2210	20	15	U	15	U	15	U	15	U	15	U	35.6	U	15	U	15	U	15	U	15	U	0.19	UJ	0.19	UJ	15	U	15	U
BA9DC	BA9DC-WO35-2210	35	39.2	U	15	U	15	U	15	U	15	U	29.2	U	15	U	17.1	U	15	U	15	U	0.23	UJ	0.22	UJ	15	U	15	U
BA9DC	BA9DC-WO35-2210-FD	35	15	U	15	U	15	U	15	U	15	U	54.4	U	15	U	15	U	15	U	15	U	0.32	UJ	0.3	UJ	15	U	15	U
BA10B	BA10B-WO5-2210	5	15	U	15	U	15	U	15	U	15	U	40.9	U	15	U	15	U	15	U	15	U	0.18	UJ	0.16	UJ	15	U	15	U
BA10B	BA10B-WO75-2210	75	15	U	15	U	15	U	15	U	15	U	35.6	U	15	U	15	U	15	U	15	U	0.25	UJ	0.25	UJ	15	U	15	U
BA10B	BA10B-WO145-2210	145	4	UJ	15	U	15	U	15	U	15	U	91.2	U	15	U	15	U	15	U	15	U	0.77	UJ	**0.8**	**J**	15	U	15	U
BA10C	BA10C-WO5-2210	5	3.51	U	2.3	UJ	15	U	15	U	1	UJ	45.8	U	1.9	UJ	15	U	15	U	15	U	0.32	UJ	0.3	UJ	1.2	UJ	15	U
BA10C	BA10C-WO30-2210	30	2.4	UJ	15	U	7.2	UJ	15	U	1	UJ	222	U	15	U	3.1	UJ	15	U	1.4	UJ	0.62	UJ	0.59	UJ	15	U	3.2	UJ
BA10C	BA10C-WO55-2210	55	15	U	1.7	UJ	15	U	15	U	15	U	340	U	15	U	15	U	15	U	15	U	15	U	0.16	UJ	15	U	3.1	UJ

Table 1. High-resolution Water PCB Results
Second MNR Report
Palos Verdes Shelf
Los Angeles County, California

Location ID	Sample ID	Sample Collection Depth (m)	PCB-86/87/97/109/119/125	Q	PCB-90/101/113	Q	PCB-105	Q	PCB-114	Q	PCB-118	Q	PCB-123	Q	PCB-126	Q	PCB-128/166	Q	PCB-129/138/163	Q	PCB-135/151	Q	PCB-147/149	Q	PCB-153/168	Q	PCB-156/157	Q	PCB-158	Q
BA6DC	BA6DC-WO5-2210	5	15	U	15	U	0.62	U	0.19	UJ	1.3	U	0.18	UJ	0.16	UJ	0.16	UJ	15	U	15	U	15	U	15	U	30	U	0.13	UJ
BA6DC	BA6DC-WO20-2210	20	15	U	15	U	0.59	U	0.0857	U	1.46	U	**0.104**	**J**	0.076	UJ	**0.14**	**J**	15	U	15	U	15	U	15	U	30	U	0.078	UJ
BA6DC	BA6DC-WO35-2210	35	15	U	15	U	1.31	U	0.074	UJ	3.13	U	0.071	UJ	0.074	UJ	**0.27**	**J**	15	U	15	U	15	U	15	U	30	U	0.257	U
BA7B	BA7B-WO5-2210	5	1.6	U	2.6	U	0.41	U	0.11	UJ	1.28	U	0.11	UJ	0.097	UJ	0.13	U	1.36	U	2.06	U	1	U	0.55	U	0.12	U	0.086	U
BA7B	BA7B-WO75-2210	75	1.7	U	2.65	U	0.63	U	0.14	UJ	1.42	U	0.14	UJ	0.15	UJ	0.15	UJ	2.03	U	0.95	U	1.23	U	1.1	U	0.23	U	0.12	UJ
BA7B	BA7B-WO145-2210	145	8.63	U	11.6	U	3.2	U	0.15	U	7.4	U	**0.17**	**J**	0.082	UJ	0.52	U	6.39	U	2.47	U	3.35	U	3.37	U	0.46	U	0.366	U
BA7BC	BA7BC-WO5-2210	5	2.24	U	2.1	U	0.83	U	0.11	UJ	1.8	U	0.11	U	0.096	UJ	0.32	U	2.45	U	1.31	U	1.45	U	1.37	U	0.23	U	0.135	U
BA7BC	BA7BC-WO50-2210	50	3.19	U	4.3	U	1.1	U	0.099	U	3.07	U	0.091	U	0.084	UJ	0.635	U	4.29	U	2.38	U	2.61	U	2.49	U	0.24	U	0.22	U
BA7BC	BA7BC-WO95-2210	95	4.54	U	11.5	U	3.06	U	0.24	UJ	6.68	U	0.23	UJ	0.23	UJ	0.823	U	8.06	U	1.55	U	5.23	U	5.26	U	0.38	U	0.501	U
BA7C	BA7C-WO5-2210	5	0.85	UJ	2.8	UJ	0.96	UJ	0.58	UJ	1.84	U	0.57	UJ	0.65	UJ	0.62	UJ	3.49	U	1.27	U	0.82	UJ	1.1	UJ	0.66	UJ	0.49	UJ
BA7C	BA7C-WO30-2210	30	1.14	U	3.55	U	0.62	UJ	0.51	UJ	2.1	UJ	0.47	UJ	0.52	U	0.36	UJ	1.2	UJ	1.2	UJ	2.22	U	1.05	U	**0.689**	**J**	0.29	UJ
BA7C	BA7C-WO55-2210	55	**7.37**	**J**	**10.4**	**J**	3.42	U	0.39	UJ	6.8	UJ	0.37	UJ	0.42	UJ	**0.396**	**J**	6.75	U	3.27	U	3	UJ	3.1	UJ	**0.634**	**J**	0.48	UJ
BA7DC	BA7DC-WO5-2210	5	15	U	15	U	0.48	U	0.072	UJ	1.58	U	0.077	UJ	0.066	UJ	15	U	15	U	15	U	15	U	15	U	30	U	0.07	U
BA7DC	BA7DC-WO20-2210	20	15	U	15	U	0.6	U	0.066	UJ	1.55	U	0.069	UJ	0.061	UJ	15	U	15	U	15	U	15	U	15	U	30	U	0.088	U
BA7DC	BA7DC-WO35-2210	35	15	U	15	U	**2.96**	**J**	0.17	U	**6.4**	**J**	**0.173**	**J**	0.0925	U	**0.815**	**J**	**7.64**	**J**	15	U	15	U	**4.51**	**J**	30	U	0.4	U
BA7DC	BA7DC-WO35-2210-FD	35	15	U	15	U	1.7	U	0.16	U	4.25	U	**0.18**	**J**	0.072	UJ	**0.4**	**J**	15	U	15	U	15	U	15	U	30	U	0.18	U
BA7DC	BA7DC-WO35-2210-FD2	35	15	U	15	U	2.31	U	0.19	U	**5.86**	**J**	**0.14**	**J**	0.099	UJ	**0.963**	**J**	**7.55**	**J**	15	U	15	U	**3.79**	**J**	30	U	**0.571**	**J**
BA8B	BA8B-WO5-2210	5	2.37	U	3.03	U	0.917	U	0.097	U	2.01	U	0.052	U	**0.037**	**J**	0.356	U	2.64	U	1.2	U	1.79	U	1.56	U	0.223	U	0.15	U
BA8B	BA8B-WO75-2210	75	5.42	U	7.88	U	2.21	U	0.2	U	4.69	U	0.14	U	0.12	UJ	1.02	U	6.46	U	3.2	U	2.7	U	3.63	U	0.37	U	0.28	U
BA8B	BA8B-WO145-2210	145	3.13	U	3.86	U	1.2	U	0.27	UJ	2.6	U	0.26	UJ	0.24	UJ	0.42	U	3.03	U	1.92	U	1.63	U	1.69	U	0.27	UJ	0.21	UJ
BA8BC	BA8BC-WO5-2210	5	3.1	U	4.15	U	1.5	U	0.11	UJ	3.28	U	0.15	U	0.1	UJ	0.74	U	5.54	U	3.31	U	2.89	U	2.64	U	0.489	U	0.254	U
BA8BC	BA8BC-WO50-2210	50	2.6	U	4.04	U	1.4	U	0.098	UJ	2.88	U	0.1	U	0.082	UJ	0.46	U	3.74	U	1.97	U	2.14	U	2	U	0.301	U	0.21	U
BA8BC	BA8BC-WO95-2210	95	3.26	U	4.23	U	1.11	U	0.13	U	2.57	U	0.092	UJ	0.084	UJ	0.3	U	3.45	U	1.77	U	2.03	U	1.78	U	0.257	U	0.13	U
BA8C	BA8C-WO5-2210	5	2.2	UJ	2.5	UJ	0.81	UJ	0.39	UJ	1.6	UJ	0.37	UJ	0.41	UJ	0.32	UJ	2.79	U	0.95	UJ	1.1	UJ	0.877	U	0.33	UJ	0.25	UJ
BA8C	BA8C-WO30-2210	30	1.2	UJ	2.5	UJ	0.87	UJ	0.98	UJ	2.1	UJ	0.88	UJ	1	UJ	0.74	UJ	2	UJ	0.53	UJ	0.83	UJ	1.4	UJ	0.72	UJ	0.59	UJ
BA8C	BA8C-WO55-2210	55	4.27	U	5.73	U	1.4	UJ	0.13	UJ	4.09	U	0.077	U	**0.086**	**J**	0.42	UJ	3.5	U	0.85	UJ	2.57	U	2.19	U	**0.322**	**J**	**0.209**	**J**
BA8C	BA8C-WO55-2210-FD	55	5.51	U	6.76	U	2.26	U	0.99	UJ	5.7	U	1	UJ	0.97	UJ	0.64	UJ	3.1	UJ	0.76	UJ	1.8	UJ	1	UJ	0.65	UJ	0.51	UJ
BA8C	BA8C-WO55-2210-FD2	55	1.5	UJ	5.5	UJ	1.5	UJ	1.6	UJ	4.22	U	1.5	UJ	1.8	UJ	1	UJ	2.9	UJ	1.2	UJ	1.7	UJ	2.7	UJ	1	UJ	0.8	UJ
BA8DC	BA8DC-WO5-2210	5	15	U	15	U	15	U	**0.18**	**J**	15	U	**0.17**	**J**	15	U	15	U	15	U	**5.02**	**J**	15	U	15	U	30	U	0.097	UJ
BA8DC	BA8DC-WO20-2210	20	15	U	15	U	15	U	0.098	UJ	15	U	0.099	UJ	0.086	UJ	15	U	15	U	15	U	15	U	15	U	30	U	**0.091**	**J**
BA8DC	BA8DC-WO35-2210	35	15	U	15	U	15	U	0.36	UJ	15	U	0.36	UJ	0.28	UJ	0.28	UJ	15	U	0.23	UJ	15	U	15	U	0.28	UJ	0.22	UJ
BA9B	BA9B-WO5-2210	5	1.7	U	2.5	U	0.511	U	0.11	UJ	1.1	U	0.1	UJ	0.1	UJ	0.089	UJ	1.24	U	0.58	U	0.794	U	0.851	U	0.12	U	0.072	UJ
BA9B	BA9B-WO75-2210	75	1.82	U	3.1	U	0.75	U	0.12	UJ	1.57	U	0.12	UJ	0.12	UJ	0.072	UJ	1.57	U	0.79	U	0.937	U	0.979	U	0.12	U	0.117	U
BA9B	BA9B-WO145-2210	145	3.2	UJ	5.9	UJ	2.1	UJ	2.3	UJ	3.4	UJ	2.1	UJ	2.5	UJ	1.5	UJ	5.8	UJ	1.2	UJ	1.9	UJ	2.99	U	1.6	UJ	1.2	UJ
BA9BC	BA9BC-WO5-2210	5	1.67	U	2.9	U	0.47	U	0.075	UJ	1.3	U	0.071	UJ	0.074	UJ	0.053	UJ	1.33	U	0.89	U	0.837	U	0.924	U	0.1	U	0.073	U
BA9BC	BA9BC-WO50-2210	50	2.2	U	2.8	U	0.647	U	0.087	UJ	1.59	U	0.083	U	0.088	UJ	0.1	U	1.3	U	0.71	U	0.9	U	1.04	U	0.0892	U	0.077	U
BA9BC	BA9BC-WO95-2210	95	4.52	U	6.8	U	1.51	U	0.15	U	3.77	U	**0.0911**	**J**	0.067	UJ	0.348	U	3.62	U	1.7	U	1.71	U	2.21	U	0.22	U	0.17	U
BA9C	BA9C-WO5-2210	5	1.8	U	2.1	U	1.4	U	**1.05**	**J**	2.18	U	**0.9**	**J**	**0.83**	**J**	0.076	U	1.1	U	0.37	U	0.58	U	0.762	U	**2.19**	**J**	0.052	UJ
BA9C	BA9C-WO30-2210	30	1.64	U	2.2	U	0.34	U	0.093	UJ	1.08	U	0.085	UJ	0.092	UJ	0.067	UJ	0.89	U	0.45	U	0.695	U	0.63	U	0.077	UJ	0.054	UJ
BA9C	BA9C-WO55-2210	55	2.33	U	3.3	U	0.56	U	0.069	UJ	1.85	U	0.064	UJ	0.069	UJ	0.2	U	1.84	U	1.14	U	1.23	U	1.15	U	0.137	U	0.134	U
BA9DC	BA9DC-WO5-2210	5	15	U	15	U	15	U	0.12	UJ	15	U	0.11	UJ	0.088	UJ	0.093	UJ	15	U	15	U	15	U	15	U	0.087	UJ	**0.086**	**J**
BA9DC	BA9DC-WO20-2210	20	15	U	15	U	15	U	0.089	UJ	15	U	0.091	UJ	0.07	UJ	15	U	15	U	15	U	15	U	15	U	30	U	**0.0803**	**J**
BA9DC	BA9DC-WO35-2210	35	15	U	15	U	15	U	0.11	UJ	15	U	0.12	UJ	0.09	UJ	15	U	15	U	15	U	15	U	15	U	30	U	0.087	UJ
BA9DC	BA9DC-WO35-2210-FD	35	15	U	15	U	15	U	0.15	UJ	15	U	0.14	UJ	0.12	UJ	15	U	15	U	15	U	15	U	15	U	30	U	**0.101**	**J**
BA10B	BA10B-WO5-2210	5	15	U	15	U	15	U	0.089	UJ	15	U	0.092	UJ	0.073	UJ	15	U	15	U	15	U	15	U	15	U	30	U	0.082	UJ
BA10B	BA10B-WO75-2210	75	15	U	15	U	15	U	0.12	UJ	15	U	0.12	UJ	0.094	UJ	15	U	15	U	15	U	15	U	15	U	30	U	**0.094**	**J**
BA10B	BA10B-WO145-2210	145	15	U	15	U	15	U	0.37	UJ	15	U	0.38	UJ	0.26	UJ	0.22	UJ	15	U	15	U	15	U	15	U	0.21	UJ	0.17	UJ
BA10C	BA10C-WO5-2210	5	15	U	15	U	0.46	UJ	0.16	UJ	15	U	0.16	UJ	0.12	UJ	0.14	UJ	0.98	UJ	0.97	UJ	0.67	UJ	15	U	30	U	0.11	UJ
BA10C	BA10C-WO30-2210	30	15	U	15	U	15	U	0.27	UJ	15	U	0.26	UJ	0.2	UJ	0.29	UJ	0.96	UJ	15	U	0.73	UJ	0.57	UJ	0.3	UJ	0.24	UJ
BA10C	BA10C-WO55-2210	55	1.6	UJ	15	U	15	U	0.099	UJ	15	U	0.096	UJ	0.076	UJ	0.17	UJ	15	U	0.88	UJ	15	U	1	UJ	30	U	0.13	UJ

Table 1. High-resolution Water PCB Results
Second MNR Report
Palos Verdes Shelf
Los Angeles County, California

Location ID	Sample ID	Sample Collection Depth (m)	PCB-167	Q	PCB-169	Q	PCB-170	Q	PCB-177	Q	PCB-180/ 193	Q	PCB-183	Q	PCB-187	Q	PCB-189	Q	PCB-194	Q	PCB-195	Q	PCB-201	Q	PCB-203	Q	PCB-206	Q	PCB-209	Q	Total PCBs (sum of 46 congeners)	Q
BA6DC	BA6DC-WO5-2210	5	0.11	UJ	0.13	UJ	0.18	UJ	0.18	UJ	15	U	0.18	UJ	0.22	U	0.14	UJ	0.701	U	0.15	UJ	0.092	UJ	0.11	UJ	0.51	UJ	0.888	U	0.086	UJ
BA6DC	BA6DC-WO20-2210	20	0.076	U	0.083	UJ	0.15	UJ	0.15	UJ	15	U	0.14	UJ	0.18	U	0.09	UJ	0.523	U	0.11	UJ	0.073	UJ	0.089	UJ	0.41	UJ	0.754	U	**0.24**	**J**
BA6DC	BA6DC-WO35-2210	35	0.082	U	0.054	UJ	0.2	U	0.13	UJ	15	U	**0.15**	**J**	0.457	U	0.076	UJ	0.756	U	0.1	UJ	0.044	UJ	**0.079**	**J**	0.35	UJ	1.4	U	**0.68**	**J**
BA7B	BA7B-WO5-2210	5	0.073	UJ	0.072	UJ	0.23	U	0.14	UJ	0.36	U	0.13	UJ	0.12	UJ	0.13	UJ	1.3	U	0.26	UJ	0.17	UJ	0.25	UJ	0.91	UJ	1.4	U	0.66	UJ
BA7B	BA7B-WO75-2210	75	0.189	U	0.14	UJ	0.17	UJ	0.16	UJ	0.41	U	0.14	UJ	0.28	U	**0.13**	**J**	0.56	U	0.12	UJ	0.059	UJ	0.081	UJ	0.46	UJ	0.797	U	**0.13**	**J**
BA7B	BA7B-WO145-2210	145	0.17	U	0.09	UJ	0.402	U	**0.29**	**J**	0.842	U	0.28	U	0.589	U	**0.092**	**J**	0.5	U	0.074	UJ	0.045	UJ	**0.081**	**J**	0.26	UJ	0.23	U	**0.63**	**J**
BA7BC	BA7BC-WO5-2210	5	0.155	U	0.076	UJ	0.26	U	0.14	U	0.565	U	0.15	U	0.306	U	0.13	UJ	0.671	U	0.14	UJ	0.074	UJ	0.16	U	0.56	UJ	10.8	U	0.11	UJ
BA7BC	BA7BC-WO50-2210	50	0.21	U	0.064	UJ	0.43	U	0.13	U	0.56	U	0.079	UJ	0.4	U	0.1	UJ	0.623	U	0.093	UJ	0.068	UJ	0.091	UJ	0.48	UJ	0.36	U	0.07	UJ
BA7BC	BA7BC-WO95-2210	95	0.21	U	0.18	UJ	**6.8**	**J**	0.41	UJ	1.49	U	0.37	UJ	1.2	U	0.29	UJ	1.1	U	0.27	UJ	0.13	UJ	0.18	UJ	1.9	UJ	2.85	U	**90**	**J**
BA7C	BA7C-WO5-2210	5	0.43	UJ	0.52	UJ	0.45	UJ	0.34	UJ	0.3	UJ	0.33	UJ	0.31	UJ	0.25	UJ	0.71	U	0.27	UJ	0.23	UJ	0.29	UJ	0.84	UJ	0.4	UJ	**79**	
BA7C	BA7C-WO30-2210	30	**0.389**	**J**	0.31	UJ	0.39	UJ	0.38	UJ	0.33	UJ	0.37	UJ	0.34	UJ	0.27	UJ	0.79	UJ	0.25	UJ	0.23	UJ	0.29	UJ	0.81	UJ	**1.15**	**J**	**110**	**J**
BA7C	BA7C-WO55-2210	55	0.37	UJ	0.24	UJ	0.58	UJ	0.24	UJ	1.24	U	0.24	UJ	**0.733**	**J**	0.25	UJ	0.98	UJ	0.17	UJ	0.18	UJ	0.23	UJ	0.46	UJ	**0.471**	**J**	**210**	**J**
BA7DC	BA7DC-WO5-2210	5	0.048	UJ	0.051	UJ	0.094	UJ	0.088	UJ	15	U	0.084	UJ	0.22	U	0.064	UJ	0.563	U	0.085	UJ	0.054	UJ	0.075	UJ	0.32	UJ	0.18	U	0.065	UJ
BA7DC	BA7DC-WO20-2210	20	0.046	U	0.046	UJ	**0.089**	**J**	0.062	UJ	15	U	0.059	UJ	0.217	U	0.073	UJ	0.56	U	0.084	UJ	0.038	UJ	0.052	UJ	0.39	UJ	0.17	U	**0.089**	**J**
BA7DC	BA7DC-WO35-2210	35	0.182	U	0.082	UJ	0.887	U	**0.568**	**J**	**1.92**	**J**	**0.578**	**J**	**1.36**	**J**	0.072	UJ	0.757	U	**0.13**	**J**	**0.0813**	**J**	**0.27**	**J**	**0.338**	**J**	1.2	U	**36**	**J**
BA7DC	BA7DC-WO35-2210-FD	35	0.12	U	**0.068**	**J**	0.2	U	**0.17**	**J**	15	U	**0.17**	**J**	**0.55**	**J**	0.089	UJ	0.48	U	0.091	UJ	0.05	UJ	0.061	UJ	0.36	UJ	0.423	U	**1.9**	**J**
BA7DC	BA7DC-WO35-2210-FD2	35	0.299	U	0.11	UJ	0.81	U	**0.448**	**J**	**1.49**	**J**	**0.455**	**J**	**1.03**	**J**	0.11	UJ	0.61	U	**0.12**	**J**	0.064	UJ	**0.215**	**J**	0.44	UJ	0.793	U	**23**	**J**
BA8B	BA8B-WO5-2210	5	0.165	U	0.024	UJ	0.36	U	0.16	U	0.708	U	0.164	U	0.382	U	0.029	UJ	0.851	U	**0.11**	**J**	**0.04**	**J**	0.2	U	**0.39**	**J**	9.56	U	**0.58**	**J**
BA8B	BA8B-WO75-2210	75	0.34	U	0.13	U	1.3	U	0.321	U	0.987	U	0.284	U	0.56	U	0.12	UJ	1.25	U	0.16	UJ	0.082	UJ	0.273	U	**0.55**	**J**	15.8	U	**23**	**J**
BA8B	BA8B-WO145-2210	145	0.19	UJ	0.22	UJ	0.29	UJ	0.29	UJ	0.25	UJ	0.26	UJ	0.34	U	0.23	UJ	0.84	U	0.27	UJ	0.18	UJ	0.25	UJ	1.4	UJ	0.29	UJ	0.29	UJ
BA8BC	BA8BC-WO5-2210	5	0.32	U	0.12	UJ	1.3	U	0.18	U	1.63	U	0.366	U	0.8	U	0.1	UJ	1.69	U	**0.33**	**J**	**0.094**	**J**	0.553	U	**2.85**	**J**	**85.5**		**89**	**J**
BA8BC	BA8BC-WO50-2210	50	0.098	U	0.079	UJ	0.43	U	0.2	U	0.726	U	**0.13**	**J**	0.39	U	0.11	UJ	0.67	U	0.1	UJ	0.086	UJ	0.11	UJ	0.48	UJ	0.649	U	**0.13**	**J**
BA8BC	BA8BC-WO95-2210	95	0.167	U	0.068	UJ	0.4	U	0.176	U	0.757	U	0.16	U	0.47	U	0.15	UJ	0.68	U	0.086	UJ	0.049	UJ	0.066	UJ	0.51	UJ	0.355	U	0.075	UJ
BA8C	BA8C-WO5-2210	5	0.23	UJ	0.26	UJ	0.34	UJ	0.33	UJ	0.29	UJ	0.32	UJ	0.3	UJ	0.25	UJ	0.7	UJ	0.28	UJ	0.13	UJ	0.17	UJ	0.69	UJ	0.29	UJ	0.14	UJ
BA8C	BA8C-WO30-2210	30	0.53	UJ	0.61	UJ	0.53	UJ	0.51	UJ	0.45	UJ	0.5	UJ	0.46	UJ	0.5	UJ	0.94	UJ	0.48	UJ	0.34	UJ	0.44	UJ	1.5	UJ	0.3	UJ	**150**	**J**
BA8C	BA8C-WO55-2210	55	0.15	UJ	0.066	UJ	0.65	UJ	0.2	UJ	1.17	U	**0.257**	**J**	0.58	UJ	0.068	UJ	0.76	U	0.059	UJ	0.05	UJ	0.14	UJ	0.14	UJ	0.17	UJ	**170**	**J**
BA8C	BA8C-WO55-2210-FD	55	0.44	UJ	0.51	UJ	0.85	UJ	0.81	UJ	0.72	UJ	0.79	UJ	0.73	UJ	0.47	UJ	1.3	UJ	0.62	UJ	0.32	UJ	0.41	UJ	1.5	UJ	0.36	UJ	**11**	**J**
BA8C	BA8C-WO55-2210-FD2	55	0.71	UJ	0.81	UJ	0.97	UJ	0.97	UJ	0.84	UJ	0.92	UJ	0.87	UJ	0.67	UJ	0.68	UJ	0.76	UJ	0.52	UJ	0.64	UJ	1.7	UJ	0.37	UJ	**130**	
BA8DC	BA8DC-WO5-2210	5	**0.67**	**J**	**0.14**	**J**	15	U	**0.179**	**J**	15	U	0.14	UJ	15	U	0.16	UJ	15	U	0.15	UJ	0.078	UJ	0.11	UJ	0.75	UJ	15	U	**6.4**	**J**
BA8DC	BA8DC-WO20-2210	20	0.071	UJ	0.075	UJ	0.12	UJ	0.11	UJ	15	U	0.11	UJ	15	U	0.086	UJ	15	U	0.1	UJ	0.055	UJ	0.076	UJ	0.64	UJ	15	U	**0.091**	**J**
BA8DC	BA8DC-WO35-2210	35	0.21	UJ	0.2	UJ	0.35	UJ	0.33	UJ	0.3	UJ	0.31	UJ	0.31	UJ	0.27	UJ	15	U	0.33	UJ	0.18	UJ	0.25	UJ	1.3	UJ	0.19	UJ	0.19	UJ
BA9B	BA9B-WO5-2210	5	0.069	UJ	0.083	UJ	0.11	UJ	0.095	UJ	0.27	U	0.089	UJ	0.279	U	0.094	UJ	0.6	U	0.11	UJ	0.062	UJ	0.093	UJ	0.42	UJ	0.419	U	0.07	UJ
BA9B	BA9B-WO75-2210	75	0.055	UJ	0.068	UJ	0.12	U	0.081	U	0.537	U	0.073	UJ	0.23	U	0.068	UJ	0.936	U	0.11	UJ	0.066	UJ	0.099	UJ	0.35	UJ	3.63	U	0.062	UJ
BA9B	BA9B-WO145-2210	145	1.1	UJ	1.2	UJ	1.4	UJ	1.4	UJ	1.2	UJ	1.3	UJ	1.3	UJ	0.78	UJ	1.1	UJ	1.2	UJ	0.74	UJ	0.93	UJ	2.5	UJ	0.44	UJ	0.44	UJ
BA9BC	BA9BC-WO5-2210	5	0.04	UJ	0.05	UJ	0.11	U	0.1	U	0.256	U	0.11	U	0.15	U	0.082	UJ	0.42	U	0.094	UJ	0.062	UJ	0.093	UJ	0.31	UJ	0.25	U	0.048	UJ
BA9BC	BA9BC-WO50-2210	50	0.057	UJ	0.072	UJ	0.17	U	0.139	U	0.28	U	0.066	U	0.2	U	0.086	UJ	0.55	U	0.12	UJ	0.073	UJ	0.11	UJ	0.34	UJ	0.538	U	0.07	UJ
BA9BC	BA9BC-WO95-2210	95	0.084	U	0.05	UJ	0.22	U	0.078	UJ	0.48	U	0.166	U	0.466	U	0.067	UJ	0.62	U	0.077	UJ	0.056	UJ	0.083	UJ	0.25	UJ	0.403	U	**0.091**	**J**
BA9C	BA9C-WO5-2210	5	**1.08**	**J**	**0.989**	**J**	0.153	U	0.072	UJ	0.31	U	0.067	UJ	0.16	U	**0.79**	**J**	0.655	U	0.12	UJ	0.045	UJ	0.067	UJ	0.35	UJ	0.75	U	**8.6**	**J**
BA9C	BA9C-WO30-2210	30	0.053	UJ	0.061	UJ	0.12	U	0.085	UJ	0.263	U	0.097	U	0.245	U	0.079	UJ	0.52	U	0.1	UJ	0.055	UJ	0.082	UJ	0.36	UJ	0.322	U	0.068	UJ
BA9C	BA9C-WO55-2210	55	0.043	U	0.051	UJ	0.208	U	0.13	U	0.415	U	0.08	UJ	0.249	U	0.07	UJ	0.684	U	0.089	UJ	0.04	UJ	0.065	U	0.31	UJ	0.33	U	0.052	UJ
BA9DC	BA9DC-WO5-2210	5	0.067	UJ	0.069	UJ	0.097	UJ	0.092	UJ	15	U	0.088	UJ	0.086	UJ	0.071	UJ	15	U	0.13	UJ	0.074	UJ	0.1	UJ	0.57	UJ	0.078	UJ	**0.086**	**J**
BA9DC	BA9DC-WO20-2210	20	0.053	UJ	0.055	UJ	0.099	UJ	0.094	UJ	15	U	0.089	UJ	15	U	0.092	UJ	15	U	0.09	UJ	0.058	UJ	0.08	UJ	0.48	UJ	15	U	**0.08**	**J**
BA9DC	BA9DC-WO35-2210	35	0.078	UJ	0.079	UJ	15	U	0.13	UJ	15	U	0.12	UJ	15	U	0.094	UJ	15	U	0.13	UJ	0.063	UJ	0.088	UJ	0.56	UJ	15	U	15	UJ
BA9DC	BA9DC-WO35-2210-FD	35	0.079	UJ	0.083	UJ	15	U	0.15	UJ	15	U	0.14	UJ	15	U	0.12	UJ	15	U	0.17	UJ	0.077	UJ	0.11	UJ	0.83	UJ	15	U	**0.1**	**J**
BA10B	BA10B-WO5-2210	5	**0.146**	**J**	0.08	UJ	15	U	**0.119**	**J**	15	U	0.092	UJ	15	U	0.1	UJ	15	U	0.099	UJ	0.06	UJ	0.084	UJ	0.59	UJ	15	U	**0.27**	**J**
BA10B	BA10B-WO75-2210	75	0.083	UJ	0.083	UJ	15	U	0.11	UJ	15	U	0.1	UJ	15	U	0.089	UJ	15	U	0.15	UJ	0.074	UJ	0.1	UJ	0.64	UJ	15	U	**0.094**	**J**
BA10B	BA10B-WO145-2210	145	0.16	UJ	0.15	UJ	0.22	UJ	0.21	UJ	15	U	0.2	UJ	15	U	0.22	UJ	15	U	0.31	UJ	0.17	UJ	0.24	UJ	1.3	UJ	15	U	**0.8**	**J**
BA10C	BA10C-WO5-2210	5	0.095	UJ	0.097	UJ	0.17	UJ	0.16	UJ	0.14	UJ	0.15	UJ	0.15	U	0.13	UJ	0.5	UJ	0.14	UJ	0.093	UJ	0.13	UJ	0.83	UJ	15	U	0.14	UJ
BA10C	BA10C-WO30-2210	30	0.23	UJ	0.22	UJ	0.29	UJ	0.27	UJ	0.25	UJ	0.26	UJ	0.25	UJ	0.25	UJ	0.9	UJ	0.29	UJ	0.15	UJ	0.2	UJ	1.2	UJ	**7.96**	**J**	**8**	**J**
BA10C	BA10C-WO55-2210	55	0.085	UJ	0.066	UJ	0.1	UJ	0.094	UJ	15	U	0.11	UJ	0.2	UJ	0.065	UJ	0.69	UJ	0.079	UJ	0.06	UJ	0.083	UJ	0.41	UJ	15	U	0.087	UJ

Table 1. High-resolution Water PCB Results
Second MNR Report
Palos Verdes Shelf
Los Angeles County, California

Location ID	Sample ID	Sample Collection Depth (m)	PCB-8	Q	PCB-18/30	Q	PCB-20/28	Q	PCB-31	Q	PCB-37	Q	PCB-44/47/ 65	Q	PCB-49/69	Q	PCB-52	Q	PCB-61/70/74/ 76	Q	PCB-66	Q	PCB-77	Q	PCB-81	Q	PCB-83/99	Q	PCB-85/110/115 /116/117	Q
BA10DC	BA10DC-WO5-2210	5	3.1	UJ	3.1	UJ	15	U	15	U	15	U	45.7	U	15	U	15	U	3.5	UJ	1.6	UJ	0.64	UJ	0.32	UJ	15	U	15	U
BA10DC	BA10DC-WO20-2210	20	2.1	UJ	15	U	15	U	15	U	0.66	UJ	30.1	U	15	U	15	U	15	U	15	U	0.17	UJ	0.15	UJ	15	U	15	U
BA10DC	BA10DC-WO35-2210	35	4	UJ	11	U	7.47	U	5.14	U	1.85	U	11.9	U	12.9	U	**10.5**	**J**	11.2	U	6.41	U	**0.49**	**J**	0.12	UJ	**7.31**	**J**	12.4	U
T11	T11-WO5-2210	5	4.75	U	4.42	U	1.5	UJ	4.71	U	1.3	UJ	**108**		4.17	U	6.56	U	3.2	UJ	2.2	UJ	0.75	UJ	0.68	UJ	2.2	UJ	3.4	UJ
T11	T11-WO30-2210	30	10	U	4.75	U	4.78	U	4.14	U	1	UJ	6.09	U	4.9	UJ	0.1	UJ	3.27	U	1.38	U	0.14	UJ	0.15	UJ	2.1	U	4.64	U
W1	W1-WO5-2210	5	5.9	UJ	15	U	15	U	2.2	UJ	1.7	UJ	61.7	U	15	U	2.6	U	15	U	1.6	U	1.4	UJ	1.5	UJ	1.1	UJ	15	U
W1	W1-WO30-2210	30	3	UJ	15	U	15	U	2	U	1.2	UJ	71.2	U	15	U	1.9	U	15	U	1.65	U	0.99	UJ	0.95	UJ	0.83	UJ	15	U
W1	W1-WO55-2210	55	3.87	U	15	U	15	U	5.36	U	2.52	U	110	U	15	U	9.21	U	15	U	8.02	U	0.31	UJ	0.29	UJ	15	U	15	U
W2	W2-WO5-2210	5	1.72	U	15	U	15	U	1.87	U	0.764	U	36.4	U	15	U	2.62	U	15	U	1	U	0.22	UJ	0.22	UJ	15	U	15	U
W2	W2-WO100-2210	100	2.72	U	15	U	15	U	2.5	U	0.75	U	57.6	U	15	U	3.36	U	15	U	1.01	U	0.14	UJ	0.15	UJ	15	U	15	U
W2	W2-WO195-2210	195	3.23	U	15	U	15	U	3.12	U	0.87	U	92.5	U	15	U	4.68	U	15	U	2.16	U	0.18	UJ	0.19	UJ	15	U	15	U
W3	W3-WO5-2210	5	2.08	U	2.16	U	4.36	U	3.65	U	3	U	9	U	2.34	U	4.57	U	5.82	U	3.09	U	0.306	U	0.12	UJ	1.7	U	1.2	U
W3	W3-WO100-2210	100	3.75	U	3.84	U	5.41	U	4.38	U	2.31	U	15.5	U	2.9	U	6.19	U	6.18	U	3.4	U	0.52	U	0.076	UJ	2.02	U	1.3	U
W3	W3-WO195-2210	195	5.37	U	5.12	U	6.28	U	5.35	U	2.28	U	10.5	U	3.42	U	7.6	U	7	U	3.76	U	0.26	U	0.13	UJ	2.5	U	2.09	U
W4	W4-WO5-2210	5	4.57	U	6.51	U	12.2	U	10.6	U	3.83	U	24.6	U	6.34	U	16.8	U	8.25	U	3.51	U	1.1	U	**0.868**	**J**	2.19	U	13.1	U
W4	W4-WO100-2210	100	3.8	U	4.06	U	7.6	U	6.09	U	3.44	U	15.9	U	3.5	U	7.65	U	7.91	U	4.16	U	0.34	U	0.17	UJ	2.03	U	14.8	U
W4	W4-WO195-2210	195	3.71	U	3.6	U	7.47	U	5.09	U	2.8	U	16.5	U	5.13	U	10.2	U	10.2	U	5.67	U	0.538	U	0.17	UJ	5.12	U	33.3	U
W5	W5-WO5-2210	5	3	UJ	7.5	U	7.5	U	7.5	U	1.4	UJ	26.5	U	7.5	U	7.5	U	7.5	U	7.5	U	0.21	UJ	0.19	UJ	7.5	U	7.5	U
W5	W5-WO30-2210	30	7.5	U	7.5	U	7.5	U	7.5	U	7.5	U	35.6	U	7.5	U	7.5	U	7.5	U	1	UJ	0.15	UJ	0.14	UJ	1.1	UJ	7.5	U
W5	W5-WO55-2210	55	7.5	U	2.1	UJ	7.5	U	3.1	UJ	1	UJ	70.1	U	7.5	U	7.5	U	7.5	U	1.2	UJ	0.18	UJ	0.17	UJ	1.1	UJ	7.5	U
W5	W5-WO55-2210-FD	55	4.5	UJ	7.5	U	7.5	U	7.5	U	7.5	U	36.8	U	7.5	U	2.6	UJ	7.5	U	7.5	U	0.15	UJ	0.14	UJ	1.2	UJ	7.5	U

Table 1. High-resolution Water PCB Results
Second MNR Report
Palos Verdes Shelf
Los Angeles County, California

Location ID	Sample ID	Sample Collection Depth (m)	PCB-86/87/97/109/119/125	Q	PCB-90/101/113	Q	PCB-105	Q	PCB-114	Q	PCB-118	Q	PCB-123	Q	PCB-126	Q	PCB-128/166	Q	PCB-129/138/163	Q	PCB-135/151	Q	PCB-147/149	Q	PCB-153/168	Q	PCB-156/157	Q	PCB-158	Q
BA10DC	BA10DC-WO5-2210	5	15	U	15	U	15	U	0.2	UJ	2.7	UJ	0.19	UJ	15	U	0.48	UJ	15	U	15	U	15	U	1.8	UJ	30	U	0.32	UJ
BA10DC	BA10DC-WO20-2210	20	15	U	15	U	15	U	0.076	UJ	15	U	0.075	UJ	0.066	UJ	15	U	15	U	15	U	0.66	UJ	15	U	0.075	UJ	0.091	UJ
BA10DC	BA10DC-WO35-2210	35	2	U	9.5	UJ	3.28	U	0.69	UJ	6.77	U	0.97	UJ	0.71	UJ	0.65	UJ	8.6	UJ	1.9	U	4.6	UJ	4.29	U	0.64	UJ	**0.618**	**J**
T11	T11-WO5-2210	5	1.8	U	2.47	U	0.5	UJ	0.54	UJ	1.38	U	0.49	UJ	0.58	UJ	0.53	UJ	2.74	U	0.69	UJ	1.7	UJ	1.3	UJ	0.55	UJ	0.42	UJ
T11	T11-WO30-2210	30	2.25	U	3.17	U	0.772	U	0.12	UJ	1.97	U	0.11	UJ	0.16	UJ	0.24	UJ	2.4	UJ	2.02	U	1.63	U	1.43	U	0.29	UJ	**0.184**	**J**
W1	W1-WO5-2210	5	0.87	UJ	0.88	U	0.69	UJ	0.86	UJ	1	U	0.79	UJ	0.83	UJ	0.58	UJ	15	U	0.65	UJ	0.67	UJ	15	U	0.77	UJ	0.48	UJ
W1	W1-WO30-2210	30	15	U	0.69	UJ	0.56	UJ	0.62	UJ	1.3	U	0.59	UJ	0.62	UJ	0.38	UJ	15	U	0.49	UJ	15	U	15	U	0.47	UJ	0.31	UJ
W1	W1-WO55-2210	55	15	U	15	U	2.81	U	0.23	UJ	5.1	U	0.22	UJ	0.22	UJ	**1.17**	**J**	15	U	15	U	15	U	15	U	30	U	0.4	U
W2	W2-WO5-2210	5	15	U	15	U	0.45	U	0.13	UJ	1.41	U	0.12	UJ	0.13	UJ	0.11	UJ	15	U	15	U	15	U	15	U	0.14	UJ	0.091	UJ
W2	W2-WO100-2210	100	15	U	15	U	0.699	U	0.11	UJ	1.49	U	0.098	UJ	0.099	UJ	**0.24**	**J**	15	U	15	U	15	U	15	U	0.099	UJ	0.099	U
W2	W2-WO195-2210	195	15	U	15	U	1.11	U	0.12	UJ	2.65	U	0.11	UJ	0.12	UJ	**0.381**	**J**	15	U	15	U	15	U	15	U	30	U	0.18	U
W3	W3-WO5-2210	5	0.879	U	2.91	U	0.691	U	0.085	UJ	1.64	U	0.081	UJ	0.075	UJ	0.3	U	2.14	U	0.706	U	1.49	U	1.2	U	0.13	U	0.079	UJ
W3	W3-WO100-2210	100	1.1	U	2.9	U	1.39	U	0.058	U	2.23	U	0.0657	U	**0.0968**	**J**	0.443	U	3.14	U	0.27	U	2.11	U	1.89	U	0.24	U	0.184	U
W3	W3-WO195-2210	195	1.29	U	3.84	U	1.22	U	0.089	UJ	2.68	U	0.08	UJ	0.092	UJ	0.399	U	3.37	U	0.37	U	2.28	U	1.8	U	0.272	U	0.16	U
W4	W4-WO5-2210	5	2.6	U	3.74	U	2.12	U	**1.61**	**J**	3.46	U	**1.91**	**J**	**1.37**	**J**	0.28	U	2.2	U	1.35	U	1.41	U	1.39	U	**2.86**	**J**	0.146	U
W4	W4-WO100-2210	100	2.82	U	3.55	U	1	U	0.09	UJ	2.88	U	0.08	UJ	0.085	UJ	0.432	U	3.11	U	1.61	U	1.83	U	1.9	U	0.3	U	0.14	U
W4	W4-WO195-2210	195	5.82	U	7.74	U	2.85	U	0.26	U	5.68	U	0.12	UJ	0.11	UJ	0.816	U	7.34	U	2.8	U	4.07	U	4.37	U	0.616	U	0.48	U
W5	W5-WO5-2210	5	7.5	U	7.5	U	7.5	U	0.082	UJ	7.5	U	0.087	UJ	0.078	UJ	0.17	UJ	7.5	U	7.5	U	7.5	U	7.5	U	15	U	0.063	UJ
W5	W5-WO30-2210	30	7.5	U	7.5	U	0.62	UJ	0.06	UJ	1.2	UJ	0.062	UJ	0.056	UJ	0.14	UJ	7.5	U	7.5	U	0.86	UJ	7.5	U	0.083	UJ	0.11	UJ
W5	W5-WO55-2210	55	7.5	U	7.5	U	0.64	UJ	0.074	UJ	1.7	UJ	0.078	UJ	0.065	UJ	7.5	U	7.5	U	7.5	U	0.87	UJ	7.5	U	15	U	7.5	U
W5	W5-WO55-2210-FD	55	7.5	U	7.5	U	0.55	UJ	0.062	UJ	7.5	U	0.065	UJ	0.058	UJ	7.5	U	7.5	U	0.6	UJ	0.94	UJ	7.5	U	0.081	UJ	7.5	U

Table 1. High-resolution Water PCB Results
Second MNR Report
Palos Verdes Shelf
Los Angeles County, California

Location ID	Sample ID	Sample Collection Depth (m)	PCB-167	Q	PCB-169	Q	PCB-170	Q	PCB-177	Q	PCB-180/ 193	Q	PCB-183	Q	PCB-187	Q	PCB-189	Q	PCB-194	Q	PCB-195	Q	PCB-201	Q	PCB-203	Q	PCB-206	Q	PCB-209	Q	Total PCBs (sum of 46 congeners)	Q
BA10DC	BA10DC-WO5-2210	5	**0.26**	**J**	0.098	UJ	15	U	0.28	UJ	2.4	UJ	0.58	UJ	1.1	UJ	0.16	UJ	15	U	0.3	UJ	**0.27**	**J**	**1.42**	**J**	2.8	UJ	**92.9**		**95**	**J**
BA10DC	BA10DC-WO20-2210	20	0.057	UJ	0.06	UJ	0.1	UJ	0.096	UJ	0.17	UJ	0.091	UJ	0.12	UJ	0.073	UJ	15	U	0.092	UJ	0.044	UJ	0.061	UJ	0.44	UJ	15	U	0.11	UJ
BA10DC	BA10DC-WO35-2210	35	0.47	UJ	0.5	UJ	0.52	UJ	0.52	UJ	1.5	UJ	0.68	UJ	1.8	UJ	0.31	UJ	1.5	UJ	0.48	UJ	0.28	UJ	0.35	UJ	1.2	UJ	0.64	UJ	**19**	**J**
T11	T11-WO5-2210	5	0.38	UJ	0.43	UJ	0.48	UJ	0.48	UJ	0.77	UJ	0.46	UJ	0.43	UJ	0.26	UJ	1.32	U	0.47	UJ	0.25	UJ	0.32	UJ	0.93	UJ	0.17	UJ	**110**	
T11	T11-WO30-2210	30	0.14	UJ	0.13	UJ	0.593	U	0.15	UJ	0.48	UJ	0.13	UJ	**0.469**	**J**	0.11	UJ	0.829	U	0.063	UJ	0.073	UJ	0.12	UJ	0.26	UJ	0.682	U	**0.65**	**J**
W1	W1-WO5-2210	5	0.47	UJ	0.62	UJ	0.85	UJ	0.77	UJ	0.69	UJ	0.69	UJ	0.68	UJ	0.56	UJ	3.52	U	1.3	UJ	0.49	UJ	0.74	UJ	3.8	UJ	0.63	UJ	0.63	UJ
W1	W1-WO30-2210	30	0.28	UJ	0.37	UJ	0.53	UJ	0.49	UJ	15	U	0.45	UJ	0.44	UJ	0.48	UJ	1.48	U	0.51	UJ	0.33	UJ	0.49	UJ	2.3	UJ	0.4	UJ	0.4	UJ
W1	W1-WO55-2210	55	**0.272**	**J**	0.21	UJ	1.01	U	**0.57**	**J**	15	U	**0.43**	**J**	1.33	U	0.21	UJ	1.2	U	0.22	UJ	0.16	UJ	**0.42**	**J**	0.82	UJ	0.594	U	**2.9**	**J**
W2	W2-WO5-2210	5	**0.11**	**J**	0.11	UJ	0.13	UJ	0.12	UJ	15	U	**0.15**	**J**	0.2	U	0.15	UJ	1.02	U	0.23	UJ	0.11	UJ	0.17	UJ	0.67	UJ	0.19	U	**0.26**	**J**
W2	W2-WO100-2210	100	**0.086**	**J**	0.072	UJ	0.17	U	0.084	UJ	15	U	**0.11**	**J**	0.314	U	0.089	UJ	0.55	U	0.14	UJ	0.06	UJ	**0.093**	**J**	0.35	UJ	0.468	U	**0.53**	**J**
W2	W2-WO195-2210	195	0.077	UJ	0.098	UJ	0.399	U	**0.243**	**J**	15	U	0.12	UJ	0.39	U	0.094	UJ	0.71	U	0.21	UJ	0.12	UJ	0.18	UJ	0.42	UJ	0.55	U	**0.62**	**J**
W3	W3-WO5-2210	5	0.075	U	0.084	UJ	0.14	U	0.1	UJ	0.09	UJ	0.092	UJ	0.376	U	0.1	UJ	0.39	U	0.13	UJ	0.06	UJ	0.081	UJ	0.73	UJ	0.54	U	0.096	UJ
W3	W3-WO100-2210	100	0.14	U	0.038	UJ	0.37	U	0.227	U	0.662	U	0.16	U	0.43	U	0.078	UJ	0.599	U	0.074	UJ	0.03	UJ	0.0729	U	0.35	UJ	0.503	U	**0.097**	**J**
W3	W3-WO195-2210	195	0.129	U	0.13	UJ	0.42	U	0.13	U	0.38	U	0.21	U	0.449	U	0.13	UJ	0.598	U	0.097	UJ	0.057	UJ	0.077	UJ	0.53	UJ	0.757	U	0.088	UJ
W4	W4-WO5-2210	5	**1.59**	**J**	**0.74**	**J**	0.37	U	0.2	U	0.54	U	0.161	U	0.269	U	**1.02**	**J**	0.39	U	0.083	UJ	0.06	UJ	0.08	UJ	**0.85**	**J**	2.03	U	**13**	**J**
W4	W4-WO100-2210	100	0.25	U	0.065	UJ	0.33	U	0.17	U	0.52	U	0.14	UJ	0.432	U	0.094	UJ	0.62	U	0.084	UJ	0.069	UJ	0.092	UJ	0.47	UJ	0.377	U	0.071	UJ
W4	W4-WO195-2210	195	0.412	U	0.11	UJ	0.69	U	0.373	U	1.73	U	0.517	U	0.89	U	0.12	UJ	0.99	U	0.13	UJ	0.083	UJ	0.4	U	**1.5**	**J**	32.4	U	**1.5**	**J**
W5	W5-WO5-2210	5	0.085	UJ	0.051	UJ	0.13	UJ	0.09	UJ	0.29	UJ	0.085	UJ	0.13	UJ	0.1	UJ	7.5	U	0.093	UJ	0.053	UJ	0.074	UJ	0.53	UJ	0.13	UJ	0.1	UJ
W5	W5-WO30-2210	30	0.06	UJ	0.067	UJ	0.24	UJ	0.11	UJ	7.5	U	0.1	UJ	0.16	UJ	0.065	UJ	7.5	U	0.095	UJ	0.052	UJ	0.072	UJ	0.4	UJ	0.071	UJ	0.071	UJ
W5	W5-WO55-2210	55	0.069	UJ	0.066	UJ	0.086	UJ	0.093	UJ	7.5	U	0.11	UJ	7.5	U	0.084	UJ	7.5	U	0.1	UJ	0.05	UJ	0.069	UJ	0.5	UJ	0.2	UJ	0.079	UJ
W5	W5-WO55-2210-FD	55	0.061	UJ	0.051	UJ	0.1	UJ	0.14	UJ	7.5	U	0.089	UJ	7.5	U	0.081	UJ	0.51	UJ	0.099	UJ	0.045	UJ	0.062	UJ	0.41	UJ	0.15	UJ	0.1	UJ

Notes:
All results are reported in units of picograms per liter (pg/L)
Bold font - detected result
Total PCBs are the sum of the detected concentrations of the 46 PCB congeners
Gray shading - Total PCB concentrations exceeds 64 pg/L (EPA human health Ambient Water Quality Criterion)

Data qualifiers:
U = not detected above the method detection limit shown
J = estimated value
UJ = not detected; method detection limit is estimated

Abbreviations:
m = meter
PCB = polychlorinated biphenyl
Q = Qualifier

Appendix J
DDT Data - Fish

Table 1. Fish Fillet DDT Results
Second MNR Report
Palos Verdes Shelf
Los Angeles County, California

Collection Area/Sample ID	Percent Lipids (Bligh & Dyer)	2,4'-DDD	Q	2,4'-DDE	Q	2,4'-DDT	Q	4,4'-DDD	Q	4,4'-DDE	Q	4,4'-DDT	Q	Total DDTs	Q	4,4'-DDMU	Q	4,4'-DDNU	Q	Total DDT Compounds	Q
Breakwater Zone																					
BW-FT-SB-001-F-2206	**0.300**	0.954	U	**540**		**9.76**	**J**	**348**		**68700**		**129**		**69700**	**J**	**2840**		3.32	U	**72600**	**J**
BW-FT-SB-002-F-2206	**0.708**	1.6	U	**95.1**		3.35	U	**77**		**16000**		53.3	U	**16200**		**1220**		2.22	U	**17500**	
BW-FT-SB-003-F-2206	**1.02**	1.59	U	**264**		**18.6**	**J**	**343**		**90300**		**146**		**91100**	**J**	**4690**		**19.8**	**J**	**95800**	**J**
BW-FT-SB-004-F-2206	**1.42**	0.837	U	**288**		**12.4**	**J**	**291**		**40400**		**101**		**41100**	**J**	**2550**		**13.5**	**J**	**43700**	**J**
BW-FT-SB-005-F-2206	**0.809**	0.93	U	**418**		2.35	U	**393**		**74400**		**111**		**75300**		**6980**		2.77	U	**82300**	
BW-FT-SB-006-F-2206	**0.506**	1.16	U	**59.1**		2.27	U	**31.7**	**J**	**20700**		**18.2**	**J**	**20800**	**J**	**849**		1.72	U	**21700**	**J**
BW-FT-SB-007-F-2206	**0.899**	1.07	U	**440**		**12**	**J**	**247**		**52000**		**91.4**		**52800**	**J**	**2750**		**9.61**	**J**	**55600**	**J**
BW-FT-SB-008-F-2206	**0.528**	0.888	U	**173**		1.77	U	**113**		**27200**		**44.7**		**27500**		**516**		1.56	U	**28100**	
BW-FT-SB-009-F-2206	**0.522**	0.98	U	**137**		1.58	U	**88.9**		**101000**		**55**		**101000**		**2410**		2.1	U	**104000**	
BW-FT-SB-010-F-2206	**0.370**	1.32	U	**67.9**		2.13	U	**86.4**		**42100**		**51.2**		**42300**		**1660**		2.16	U	**44000**	
BW-FT-SB-011-F-2206	**0.702**	1.5	U	**447**		2.73	U	**171**		**40100**		**84.9**		**40800**		**2520**		2.78	U	**43300**	
BW-FT-SB-012-F-2206	**0.578**	0.86	U	**126**		**14.6**	**J**	**353**		**26700**		**156**		**27400**	**J**	**960**		1.47	U	**28300**	**J**
BW-FT-SB-013-F-2206	**0.684**	1.16	U	**60.7**		1.99	U	**82.7**		**14400**		**45.1**		**14600**		**1080**		2.2	U	**15700**	
BW-FT-SB-014-F-2206	**1.19**	3.98	U	**1010**		**49.5**		**1480**		**232000**		**1000**		**236000**		**12300**		**30.7**	**J**	**248000**	**J**
BW-FT-SB-015-F-2206	**0.591**	2.01	U	**126**		4.23	U	**71**		**26800**		**51**		**27100**		**1030**		2.38	U	**28100**	
BW-FT-SB-016-F-2206	**0.449**	2.38	U	**141**		5.98	U	**201**		**39500**		**103**		**40000**		**1950**		1.92	U	**41900**	
BW-FT-SB-017-F-2206	**0.458**	1.84	U	**155**		3.79	U	**44.7**		**5660**		**52**		**5920**		**316**		7.52	U	**6240**	
BW-FT-SB-018-F-2206	**0.574**	3.31	U	**161**		8.25	U	**74.7**		**21800**		13.8	U	**22100**		**851**		2.03	U	**22900**	
BW-FT-SB-019-F-2206	**0.621**	0.751	U	**190**		1.25	U	**143**		**51300**		**74**		**51700**		**1460**		1.68	U	**53200**	
BW-FT-SB-020-F-2206	**0.332**	0.813	U	**141**		1.6	U	**87.2**		**19800**		**56.6**		**20100**		**1240**		2.06	U	**21300**	
BW-FT-SB-021-F-2206	**0.571**	1.17	U	**137**		2.03	U	**159**		**85700**		**76.8**		**86100**		**5500**		2.02	U	**91600**	
BW-FT-SB-022-F-2206	**0.521**	1.16	U	**243**		1.97	U	**265**		**140000**		**129**		**141000**		**8780**		**13**	**J**	**149000**	**J**
BW-FT-SB-023-F-2207	**0.0110**	1.1	U	**66.6**		2.15	U	**58.2**		**26300**		**32.9**	**J**	**26500**	**J**	**615**		1.64	U	**27100**	**J**
BW-FT-SB-024-F-2207	**0.829**	0.856	U	**57.1**		1.75	U	**74.5**		**15700**		**39.2**		**15900**		**854**		1.29	U	**16700**	
BW-FT-SB-025-F-2207	**1.33**	0.835	U	**145**		1.71	U	**134**		**15200**		**47.1**		**15500**		**1010**		1.56	U	**16500**	
BW-FT-SB-026-F-2207	**0.840**	1.19	U	**358**		**54.4**		**868**		**50500**		**353**		**52100**		**2010**		1.85	U	**54100**	
BW-FT-SB-027-F-2207	**0.141**	2.07	U	**428**		4.24	U	**142**		**47100**		**79.1**		**47800**		**1380**		2.52	U	**49100**	
BW-FT-SB-028-F-2207	**0.592**	4.22	U	**206**		7.56	U	**205**		**30500**		**94.2**		**31000**		**905**		3.19	U	**31900**	
BW-FT-SB-029-F-2207	**0.635**	8.1	U	**75**		15.1	U	**93.4**		**12200**		22.1	U	**12400**		**563**		6.44	U	**13000**	
BW-FT-SB-030-F-2207	**0.977**	7.33	U	**284**		13.8	U	**444**		**128000**		18.6	U	**129000**		**3770**		4.86	U	**133000**	
BW-FT-WC-001-F-2211	**3.72**	**196**		**7040**		6.56	U	**3290**		**96900**		**264**		**108000**		**5470**		**521**		**114000**	
BW-FT-WC-002-F-2211	**3.88**	**95**		**6870**		7.76	U	**1460**		**87700**		**161**		**96300**		**4750**		**238**		**101000**	
BW-FT-WC-003-F-2211	**3.22**	**77.9**		**3730**		8.59	U	**739**		**38200**		**140**		**42900**		**2430**		**125**		**45500**	
BW-FT-WC-004-F-2211	**2.54**	**112**		**7120**		9.85	U	**2450**		**60100**		**80.6**		**69900**		**4220**		**381**		**74500**	
BW-FT-WC-005-F-2211	**4.18**	**146**		**6650**		8.65	U	**2100**		**63500**		**141**		**72500**		**4270**		**315**		**77100**	
BW-FT-WC-006-F-2211	**2.91**	**242**		**16100**		10.4	U	**3200**		**139000**		**180**		**159000**		**10100**		**1460**		**170000**	
BW-FT-WC-007-F-2211	**1.26**	**55.3**		**8920**		6.78	U	**1080**		**139000**		**101**		**149000**		**7530**		**240**		**157000**	
BW-FT-WC-008-F-2211	**3.88**	**644**		**21400**		**22.5**	**J**	**2910**		**133000**		**248**		**158000**	**J**	**6880**		**987**		**166000**	**J**
BW-FT-WC-009-F-2211	**1.73**	**210**		**14500**		10.3	U	**3230**		**122000**		**131**		**140000**		**12600**		**1160**		**154000**	
BW-FT-WC-010-F-2211	**1.69**	**73.7**		**7400**		5.75	U	**859**		**77600**		**149**		**86100**		**5490**		**294**		**91900**	
BW-FT-WC-011-F-2211	**6.55**	**270**		**4740**		13.1	U	**5440**		**44700**		**73.5**		**55200**		**3680**	**J**	**244**		**59200**	**J**
BW-FT-WC-012-F-2211	**5.20**	**228**		**12600**		**22.5**	**J**	**4710**		**140000**		**329**		**158000**	**J**	**7640**	**J**	**265**		**166000**	**J**
BW-FT-WC-013-F-2211	**5.55**	**150**		**6260**		6.54	U	**1680**		**63700**		**121**		**71900**		**4420**	**J**	**436**		**76800**	**J**
BW-FT-WC-014-F-2211	**4.60**	**133**		**8980**		7.34	U	**2190**		**88600**		**158**		**100000**		**7450**	**J**	**363**		**108000**	**J**
BW-FT-WC-015-F-2211	**4.03**	**58.3**		**7340**		4.81	U	**944**		**112000**		**118**		**120000**		**5870**	**J**	**192**		**127000**	**J**
BW-FT-WC-016-F-2211	**4.29**	**67.5**		**5580**		**21.5**	**J**	**843**		**55000**		**115**		**61600**	**J**	**3690**	**J**	**282**		**65600**	**J**
BW-FT-WC-017-F-2211	**4.48**	**94**		**12600**		8.1	U	**1410**		**177000**		**262**		**191000**		**7400**	**J**	**464**		**199000**	**J**
BW-FT-WC-018-F-2211	**4.79**	**114**		**8190**		**15.5**	**J**	**705**		**78700**		**135**		**87900**	**J**	**3050**	**J**	**112**		**91000**	**J**
BW-FT-WC-019-F-2211	**3.87**	**53.1**		**5530**		8.62	U	**883**		**66300**		**113**		**72900**		**3340**	**J**	**324**		**76600**	**J**
BW-FT-WC-020-F-2211	**3.85**	**446**		**15100**		6.19	U	**3490**		**113000**		**215**		**132000**		**4510**	**J**	**1300**		**138000**	**J**
BW-FT-WC-021-F-2211	**2.70**	**104**		**8150**		5.19	U	**1200**		**50200**		**59.2**		**59700**		**4630**		**232**		**64600**	
BW-FT-WC-022-F-2211	**2.46**	**301**		**6940**		8.72	U	**4800**		**65900**		**145**		**78100**		**4250**		**349**		**82700**	
BW-FT-WC-023-F-2211	**5.22**	**816**		**35500**		**66.7**		**2210**		**250000**		**427**		**289000**		**12500**		**629**		**302000**	
BW-FT-WC-024-F-2211	**2.93**	**156**		**4690**		16.3	U	**3600**		**46800**		**146**		**55400**		**4160**		**93**		**59700**	
BW-FT-WC-025-F-2211	**2.43**	**75.5**		**5770**		11.2	U	**1170**		**68300**		**136**		**75500**		**5100**		**370**		**80900**	
BW-FT-WC-026-F-2211	**2.39**	**127**		**6280**		11.8	U	**952**		**66400**		**122**		**73900**		**3660**		**177**		**77700**	
BW-FT-WC-027-F-2211	**4.10**	**109**		**10300**		17.7	U	**1730**		**114000**		**271**		**126000**		**7020**		**209**		**134000**	
BW-FT-WC-028-F-2211	**2.86**	**107**		**12900**		7.83	U	**2110**		**174000**		**314**		**189000**		**12300**		**592**		**202000**	

Table 1. Fish Fillet DDT Results
Second MNR Report
Palos Verdes Shelf
Los Angeles County, California

Collection Area/Sample ID	Percent Lipids (Bligh & Dyer)	2,4'-DDD	Q	2,4'-DDE	Q	2,4'-DDT	Q	4,4'-DDD	Q	4,4'-DDE	Q	4,4'-DDT	Q	Total DDTs	Q	4,4'-DDMU	Q	4,4'-DDNU	Q	Total DDT Compounds	Q
BW-FT-WC-029-F-2211	**3.26**	**189**		**10400**		22.8	U	**1690**		**103000**		**336**		**116000**		**12700**		**352**		**129000**	
BW-FT-WC-030-F-2211	**2.57**	**117**		**7640**		10.6	U	**1630**		**100000**		**213**		**110000**		**3690**		**192**		**113000**	
Huntington Flats																					
HF-FT-SB-001-F-2205	**1.78**	2.67	U	**757**		**24.3**	**J**	**794**		**166000**		**314**		**168000**	**J**	**6020**		**11.8**	**J**	**174000**	**J**
HF-FT-SB-002-F-2205	**1.08**	0.85	U	**257**		8.22	U	**268**		**73600**		**147**		**74300**		**2210**		**10.1**	**J**	**76500**	**J**
HF-FT-SB-003-F-2205	**0.363**	0.947	U	**1190**		**23.5**	**J**	**666**		**71600**		**86.3**		**73600**	**J**	**22000**		2.46	U	**95600**	**J**
HF-FT-SB-004-F-2205	**0.324**	0.929	U	**61**		5.26	U	**79.6**		**42600**		**87.2**		**42800**		**1080**		1.68	U	**43900**	
HF-FT-SB-005-F-2205	**0.442**	0.531	U	**77.5**		**6.27**	**J**	**94.5**		**13500**		**51.5**		**13700**	**J**	**1340**		1.37	U	**15100**	**J**
HF-FT-SB-006-F-2205	**0.298**	0.615	U	**59.1**		5.97	U	**95.4**		**14900**		**90.3**		**15200**		**1050**		1.94	U	**16200**	
HF-FT-SB-007-F-2205	**0.357**	0.568	U	**20**	**J**	0.861	U	**200**		**93400**		**87.9**		**93700**	**J**	**2890**		1.39	U	**96600**	**J**
HF-FT-SB-008-F-2205	**0.464**	0.606	U	**44**		**7.38**	**J**	**58**		**13300**		**54.9**		**13500**	**J**	**337**		2.05	U	**13800**	**J**
HF-FT-SB-009-F-2205	**0.705**	0.899	U	**23.6**	**J**	**6.61**	**J**	**65.5**		**7670**		**50.8**		**7820**	**J**	**566**		2.54	U	**8390**	**J**
HF-FT-SB-010-F-2205	**0.503**	0.763	U	**304**		**13.9**	**J**	**370**		**77100**		**125**		**77900**	**J**	**7760**		1.87	U	**85700**	**J**
HF-FT-SB-011-F-2205	**1.01**	0.521	U	**136**	**J**	**4.88**	**J**	**112**	**J**	**37700**	**J**	**56.8**	**J**	**38000**	**J**	**2190**	**J**	1.28	U	**40200**	**J**
HF-FT-SB-012-F-2205	**0.681**	**1.51**	**J**	**141**		**10.2**	**J**	**185**		**28700**		**90.5**		**29100**	**J**	**1560**		1.4	U	**30700**	**J**
HF-FT-SB-013-F-2205	**0.549**	0.825	U	**62.3**		**5.61**	**J**	**89.4**		**18100**		**47.3**		**18300**	**J**	**1410**		2.34	U	**19700**	**J**
HF-FT-SB-014-F-2205	**0.839**	0.921	U	**753**		**8.05**	**J**	**623**		**206000**		**534**		**208000**	**J**	**10300**		1.66	U	**218000**	**J**
HF-FT-SB-015-F-2205	**1.14**	0.675	U	**161**		**8.6**	**J**	**271**		**41500**		**93.5**		**42000**	**J**	**2190**		1.57	U	**44200**	**J**
HF-FT-SB-016-F-2205	**0.539**	0.779	U	**24.7**	**J**	**14.4**	**J**	**196**		**30100**		**97.3**		**30400**	**J**	**1850**		1.81	U	**32300**	**J**
HF-FT-SB-017-F-2205	**0.836**	0.84	U	**62.9**		1.28	U	**106**		**29500**		**60.1**		**29700**		**1410**		2.43	U	**31100**	
HF-FT-SB-018-F-2205	**0.817**	1.32	U	**77.7**		8.03	U	**121**		**17100**		**54**		**17400**		**1390**		3.05	U	**18800**	
HF-FT-SB-019-F-2205	**0.687**	1.14	U	**19.3**	**J**	1.94	U	**20.9**	**J**	**5940**		4.19	U	**5990**	**J**	**404**		1.7	U	**6390**	**J**
HF-FT-SB-020-F-2205	**0.472**	0.829	U	**105**		**17**	**J**	**368**		**146000**		**315**		**147000**	**J**	**6320**		1.71	U	**153000**	**J**
HF-FT-SB-021-F-2205	**0.734**	0.905	U	**81.7**		1.51	U	**83.8**		**20900**		**49.5**		**21100**		**1380**		1.51	U	**22500**	
HF-FT-SB-022-F-2205	**0.753**	1.39	U	**164**		3.65	U	**175**		**29300**		**90.6**		**29700**		**1930**		2.08	U	**31700**	
HF-FT-SB-023-F-2205	**0.671**	0.75	U	**124**		1.2	U	**74.6**		**11900**		**44.8**		**12100**		**373**		2.16	U	**12500**	
HF-FT-SB-024-F-2205	**0.418**	0.87	U	**84.9**		**10.5**	**J**	**210**		**23000**		**66.8**		**23400**	**J**	**1330**		1.91	U	**24700**	**J**
HF-FT-SB-025-F-2205	**0.484**	1.07	U	**44.4**		1.81	U	**59.4**		**36500**		**33.3**		**36600**		**1280**		2.01	U	**37900**	
HF-FT-SB-026-F-2205	**0.431**	1.02	U	**167**		1.71	U	**163**		**24200**		**96.5**		**24600**		**1840**		1.82	U	**26500**	
HF-FT-SB-027-F-2205	**0.197**	1.04	U	**27.5**	**J**	2.2	U	**93.2**		**29300**		**67.3**		**29500**	**J**	**1640**		21.1	U	**31200**	**J**
HF-FT-SB-028-F-2205	**0.703**	1.16	U	**65.3**		2.7	U	**77.4**		**5900**		**36.9**		**6080**		**577**		1.61	U	**6660**	
HF-FT-SB-029-F-2205	**0.628**	1.32	U	**21.5**	**J**	3.93	U	**76.1**		**18600**		41.1	U	**18700**	**J**	**1330**		1.78	U	**20100**	**J**
HF-FT-SB-030-F-2205	**0.336**	0.764	U	**148**		**25.1**		**296**		**75400**		**146**		**76000**		**4590**		0.998	U	**80600**	
Redondo Flats																					
RF-FT-SB-001-F-2205	**0.0530**	1.36	U	**203**		3.46	U	**235**		**86200**		**43.8**		**86700**		**3570**		**15.5**	**J**	**90300**	**J**
RF-FT-SB-002-F-2205	**0.175**	1.06	U	**63.2**		2.18	U	**96**		**46500**		**30.3**	**J**	**46700**	**J**	**1760**		1.31	U	**48500**	**J**
RF-FT-SB-003-F-2205	**0.501**	0.842	U	**39**	**J**	1.34	U	**101**		**43500**		**45.7**		**43700**	**J**	**2290**		2.04	U	**46000**	**J**
RF-FT-SB-004-F-2205	**0.506**	0.915	U	**126**		1.42	U	**107**		**47200**		**41.7**		**47500**		**1830**		2.21	U	**49300**	
RF-FT-SB-005-F-2205	**0.392**	1.18	U	**2490**		**34.2**		**1500**		**452000**		**599**		**457000**		**22900**		**27**	**J**	**480000**	**J**
RF-FT-SB-006-F-2205	**0.707**	0.869	U	**188**		**4.32**	**J**	**152**		**57800**		**56.1**		**58200**	**J**	**2380**		**11.1**	**J**	**60600**	**J**
RF-FT-SB-007-F-2205	**0.559**	0.612	U	**399**		4.87	U	**327**		**94400**		**104**		**95200**		**5130**		14	U	**100000**	
RF-FT-SB-008-F-2205	**0.337**	0.469	U	**39.2**		**4.57**	**J**	**94.5**		**51200**		**39.5**		**51400**	**J**	**2030**		0.799	U	**53400**	**J**
RF-FT-SB-009-F-2205	**0.757**	2.45	U	**392**		7.02	U	**179**		**64400**		**39.4**		**65000**		**3910**		**12.5**	**J**	**68900**	**J**
RF-FT-SB-010-F-2205	**0.728**	0.828	U	**133**		1.95	U	**96.4**		**15200**		**28.1**	**J**	**15500**	**J**	**1230**		4.62	U	**16700**	**J**
RF-FT-SB-011-F-2205	**1.14**	0.674	U	**1030**		1.99	U	**363**		**125000**		**174**	**J**	**127000**	**J**	**6890**		**8.51**	**J**	**133000**	**J**
RF-FT-SB-012-F-2205	**0.451**	1.01	U	**39.9**		2.41	U	**113**		**23600**		**49.7**		**23800**		**1250**		0.796	U	**25100**	
RF-FT-SB-013-F-2205	**0.732**	0.866	U	**135**		2.34	U	**168**		**41200**		**72.2**		**41600**		**2490**		5.03	U	**44100**	
RF-FT-SB-014-F-2205	**0.475**	2.07	U	**426**		4.54	U	**158**		**86100**		27.2	U	**86700**		**2120**		**75.4**		**88900**	
RF-FT-SB-015-F-2205	**0.145**	1.42	U	**42.8**		2.94	U	**153**		**42700**		**47.7**		**42900**		**1450**		3.54	U	**44400**	
RF-FT-SB-016-F-2205	**0.367**	2.37	U	**82.2**		4.71	U	**137**		**55700**		6.24	U	**55900**		**1780**		4.48	U	**57700**	
RF-FT-SB-017-F-2205	**0.233**	3.91	U	**97.2**		7.33	U	**128**		**30800**		**51.5**		**31100**		**1460**		5.33	U	**32600**	
RF-FT-SB-018-F-2205	**0.431**	3.85	U	**43**		8.41	U	**103**		**18800**		14.5	U	**19000**		**1230**		5.26	U	**20200**	
RF-FT-SB-019-F-2205	**0.095**	2.01	U	**912**		4.98	U	**290**		**87300**		**94.8**		**88600**		**5020**		3.34	U	**93600**	
RF-FT-SB-020-F-2205	**0.730**	2.31	U	**123**		4.95	U	**187**		**57200**		**59.2**		**57600**		**1880**		2.85	U	**59500**	
RF-FT-SB-021-F-2205	**0.624**	1.65	U	**65.4**		3.6	U	**90.6**		**49500**		**37.6**		**49700**		**1820**		2.31	U	**51500**	
RF-FT-SB-022-F-2205	**0.489**	1.73	U	**25**	**J**	3.41	U	**170**		**23100**		**81.9**		**23400**	**J**	**1530**		2.38	U	**24900**	**J**
RF-FT-SB-023-F-2205	**0.571**	1.63	U	**146**		3.15	U	**162**		**57900**		**63.5**		**58300**		**2110**		3.1	U	**60400**	
RF-FT-SB-024-F-2205	**0.116**	2.51	U	**61.6**		4.74	U	**96.5**		**27300**		31.6	U	**27500**		**931**		3.92	U	**28400**	
RF-FT-SB-025-F-2205	**0.388**	0.908	U	**73.3**		1.68	U	**43.8**		**20900**		**27.7**	**J**	**21000**	**J**	**1480**		1.82	U	**22500**	**J**

Table 1. Fish Fillet DDT Results
Second MNR Report
Palos Verdes Shelf
Los Angeles County, California

Collection Area/Sample ID	Percent Lipids (Bligh & Dyer)	2,4'-DDD	Q	2,4'-DDE	Q	2,4'-DDT	Q	4,4'-DDD	Q	4,4'-DDE	Q	4,4'-DDT	Q	Total DDTs	Q	4,4'-DDMU	Q	4,4'-DDNU	Q	Total DDT Compounds	Q
RF-FT-SB-026-F-2206	**0.481**	0.892	U	**100**		1.58	U	**121**		**22000**		**35.3**	**J**	**22300**	**J**	**1810**		1.88	U	**24100**	**J**
RF-FT-SB-027-F-2206	**0.646**	1.16	U	**112**		2.23	U	**157**		**178000**		**81.1**		**178000**		**5110**		2.07	U	**183000**	
RF-FT-SB-028-F-2206	**0.441**	0.698	U	**38.1**		1.38	U	**49.7**		**11000**		**17.8**	**J**	**11100**	**J**	**618**		1.61	U	**11700**	**J**
RF-FT-SB-029-F-2206	**0.119**	1.57	U	**46.8**		3.18	U	**72.4**		**9010**		**47.3**		**9180**		**271**		2.66	U	**9450**	
RF-FT-SB-030-F-2206	**0.0247**	2.4	U	**217**		5.64	U	**118**		**61500**		12.1	U	**61900**		**1660**		2.1	U	**63500**	
RF-FT-WC-001-F-2301	**3.94**	**40.5**		**786**		**15.9**	**J**	**325**		**14100**		**103**		**15400**	**J**	**1830**		**45.7**		**17200**	**J**
RF-FT-WC-002-F-2301	**3.10**	**24**	**J**	**276**		6.85	U	**213**		**4830**		**109**		**5460**	**J**	**536**		**24**	**J**	**6020**	**J**
RF-FT-WC-003-F-2301	**2.46**	**8.97**	**J**	**112**		4.97	U	**66.8**		**2240**		**19.8**	**J**	**2450**	**J**	**353**		**12.9**	**J**	**2820**	**J**
RF-FT-WC-004-F-2301	**2.31**	**34.7**	**J**	**247**		4.89	U	**184**		**5150**		**59.3**		**5680**	**J**	**529**		**41.6**		**6250**	**J**
RF-FT-WC-005-F-2301	**3.41**	**27.5**	**J**	**358**		5.34	U	**290**		**5950**		**85.9**		**6720**	**J**	**805**		**27.7**	**J**	**7550**	**J**
RF-FT-WC-006-F-2301	**2.17**	**42.1**		**633**		5.95	U	**406**		**16100**		**150**		**17300**		**1310**		**65**		**18700**	
RF-FT-WC-007-F-2301	**2.50**	**42.2**		**2510**		6.03	U	**448**		**45100**		**64.6**		**48200**		**6090**		**100**		**54400**	
RF-FT-WC-008-F-2301	**3.60**	**31.6**	**J**	**374**		5.19	U	**286**		**6070**		**151**		**6920**	**J**	**824**		**20.8**	**J**	**7760**	**J**
RF-FT-WC-009-F-2301	**4.94**	**77.1**		**1010**		**28.8**	**J**	**655**		**16300**		**186**		**18300**	**J**	**3150**		**64**		**21500**	**J**
RF-FT-WC-010-F-2301	**2.54**	**41**		**528**		4.92	U	**470**		**14300**		**227**		**15600**		**1650**		**42.7**		**17300**	
RF-FT-WC-011-F-2301	**1.85**	**45.1**		**733**		16.5	U	**489**		**14500**		**179**		**16000**		**1700**		**51.2**		**17700**	
RF-FT-WC-012-F-2301	**1.14**	**16.8**	**J**	**374**		5.37	U	**176**		**8320**		**119**		**9010**	**J**	**890**		**31.6**	**J**	**9930**	**J**
RF-FT-WC-013-F-2301	**2.05**	**39.1**	**J**	**563**		3.81	U	**290**		**7840**		**171**		**8910**	**J**	**1270**		**25.6**	**J**	**10200**	**J**
RF-FT-WC-014-F-2301	**2.07**	**28.1**	**J**	**213**		3.8	U	**286**		**4570**		**75.3**		**5180**	**J**	**599**		**22.1**	**J**	**5800**	**J**
RF-FT-WC-015-F-2301	**1.48**	**133**		**1230**		**40.6**		**1270**		**21900**		**831**		**25400**		**2570**		**107**		**28100**	
RF-FT-WC-016-F-2301	**2.40**	**24.2**	**J**	**290**		7.22	U	**250**		**5490**		**75.4**		**6140**	**J**	**834**		3.45	U	**6970**	**J**
RF-FT-WC-017-F-2301	**1.48**	**53.4**		**1250**		4.26	U	**430**		**15500**		**79**		**17300**		**2230**		**57.3**		**19600**	
RF-FT-WC-018-F-2301	**2.46**	**16.1**	**J**	**197**		**10.2**	**J**	**174**		**3840**		**53.3**		**4290**	**J**	**500**		**11.5**	**J**	**4800**	**J**
RF-FT-WC-019-F-2301	**2.29**	**78.1**		**2090**		**9.67**	**J**	**688**		**28800**		**114**		**31800**	**J**	**3650**		**123**		**35600**	**J**
RF-FT-WC-020-F-2301	**2.08**	**36.5**	**J**	**446**		**18.2**	**J**	**467**		**8330**		**297**		**9590**	**J**	**1030**		**33.7**	**J**	**10700**	**J**
RF-FT-WC-021-F-2301	**3.26**	**36.9**	**J**	**1920**		4.93	U	**401**		**35000**		**44.2**		**37400**	**J**	**3030**		**45.9**		**40500**	**J**
RF-FT-WC-022-F-2301	**2.10**	**31.9**	**J**	**688**		4.03	U	**343**		**13600**		**46.2**		**14700**	**J**	**1340**		**71.6**		**16100**	**J**
RF-FT-WC-023-F-2301	**2.67**	**25**	**J**	**325**		**14.4**	**J**	**270**		**7050**		**153**		**7840**	**J**	**530**		**21**	**J**	**8390**	**J**
RF-FT-WC-024-F-2301	**2.21**	**37.6**	**J**	**534**		**8.84**	**J**	**354**		**8350**		**122**		**9410**	**J**	**937**		**37.7**	**J**	**10400**	**J**
RF-FT-WC-025-F-2301	**3.92**	**43.2**		**569**		**18.2**	**J**	**463**		**11500**		**157**		**12800**	**J**	**1130**		**44.1**		**13900**	**J**
RF-FT-WC-026-F-2301	**2.15**	**57.6**		**1090**		10.2	U	**608**		**26000**		**129**		**27900**		**1930**		**38.4**	**J**	**29900**	**J**
RF-FT-WC-027-F-2301	**4.65**	**39.2**	**J**	**1800**		2.99	U	**361**		**34800**		**73.4**		**37100**	**J**	**2300**		**59.5**		**39400**	**J**
RF-FT-WC-028-F-2301	**4.18**	**57.8**		**822**		**17.7**	**J**	**634**		**16900**		**144**		**18600**	**J**	**1920**		**41.8**		**20500**	**J**
RF-FT-WC-029-F-2301	**1.43**	**36.9**	**J**	**1310**		3.19	U	**397**		**30100**		**167**		**32000**	**J**	**2210**		**68.8**		**34300**	**J**
RF-FT-WC-030-F-2301	**1.17**	**75.1**		**1100**		**18.2**	**J**	**588**		**17200**		**249**		**19200**	**J**	**1710**		**107**		**21000**	**J**
Zone 1																					
Z1-FT-SB-001-F-2205	**0.458**	0.712	U	**496**		1.21	U	**794**		**99000**		**50.2**		**100000**		**16900**		**13.9**	**J**	**117000**	**J**
Z1-FT-SB-002-F-2207	**1.21**	**28.1**	**J**	**1750**		6.12	U	**1570**		**181000**		**871**		**185000**	**J**	**12400**		**23.4**	**J**	**198000**	**J**
Z1-FT-SB-003-F-2209	**0.564**	1.89	U	**1370**		**12.1**	**J**	**909**		**150000**		**117**		**152000**	**J**	**21500**		**86.9**		**174000**	**J**
Z1-FT-SB-004-F-2209	**0.766**	1.87	U	**471**		4.02	U	**422**		**65900**		**130**		**66900**		**10400**		1.75	U	**77300**	
Z1-FT-SB-005-F-2209	**0.974**	1.54	U	**59.7**		3.41	U	**113**		**16300**		**46**		**16500**		**1690**		1.79	U	**18200**	
Z1-FT-SB-006-F-2209	**0.876**	1.14	U	**663**		2.24	U	**957**		**80600**		**279**		**82500**		**8390**		**7.92**	**J**	**90900**	**J**
Z1-FT-SB-007-F-2209	**0.853**	1.63	U	**210**		4.83	U	**272**		**46200**		**251**		**46900**		**3420**		1.44	U	**50400**	
Z1-FT-SB-008-F-2209	**0.828**	1.39	U	**241**		3.02	U	**301**		**39500**		**160**		**40200**		**2420**		**5.76**	**J**	**42600**	**J**
Z1-FT-SB-009-F-2209	**1.27**	1.45	U	**315**		3.52	U	**508**		**81100**		**347**		**82300**		**5280**		1.43	U	**87600**	
Z1-FT-SB-010-F-2209	**0.974**	1.21	U	**1070**		2.98	U	**929**		**139000**		**611**		**142000**		**18600**		1.4	U	**160000**	
Z1-FT-SB-011-F-2209	**1.38**	2.06	U	**999**		4.94	U	**1110**		**77800**		**242**		**80200**		**8600**		**37**	**J**	**88800**	**J**
Z1-FT-SB-012-F-2209	**0.619**	1.71	U	**1080**	**J**	3.2	U	**1320**	**J**	**311000**	**J**	**1020**	**J**	**314000**	**J**	**11700**	**J**	**47.2**		**326000**	**J**
Z1-FT-SB-013-F-2209	**0.782**	1.67	U	**430**	**J**	2.83	U	**464**	**J**	**106000**	**J**	**801**	**J**	**108000**	**J**	**9770**	**J**	2.68	U	**117000**	**J**
Z1-FT-SB-014-F-2209	**0.600**	1.99	U	**313**	**J**	3.45	U	**239**	**J**	**47400**	**J**	**102**	**J**	**48100**	**J**	**4500**	**J**	2.38	U	**52600**	**J**
Z1-FT-SB-015-F-2212	**0.811**	3.24	U	**64.4**		7.53	U	**366**		**75900**	**J**	**138**		**76500**	**J**	**6030**		**14.3**	**J**	**82500**	**J**
Z1-FT-SB-016-F-2212	**0.897**	4.8	U	**1050**	**J**	9.95	U	**1400**	**J**	**88700**		**1160**	**J**	**92300**	**J**	**13100**		**20.8**	**J**	**105000**	**J**
Z1-FT-SB-017-F-2212	**0.539**	1.93	U	**108**		3.82	U	**297**		**57400**	**J**	**44.1**		**57900**	**J**	**3080**		13.1	U	**60900**	**J**
Z1-FT-SB-018-F-2212	**0.691**	1.51	U	**90.2**		**3.98**	**J**	**124**		**13700**	**J**	**50.3**		**14000**	**J**	**1430**		1.92	U	**15400**	**J**
Z1-FT-SB-019-F-2212	**0.889**	2.23	U	**951**		3.58	U	**861**		**148000**	**J**	**266**		**150000**	**J**	**21100**		13.7	U	**171000**	**J**
Z1-FT-SB-020-F-2212	**0.794**	3.05	U	**256**		6.9	U	**276**		**20800**	**J**	**110**		**21500**	**J**	**3310**		**7.38**	**J**	**24800**	**J**
Z1-FT-SB-021-F-2212	**0.661**	3.77	U	**75.9**		8.58	U	**223**		**27600**	**J**	**209**		**28100**	**J**	**3990**		1.84	U	**32100**	**J**
Z1-FT-SB-022-F-2212	**1.06**	4.49	U	**282**		10.1	U	**737**		**59100**	**J**	**435**		**60600**	**J**	**4090**		2.91	U	**64700**	**J**
Z1-FT-SB-023-F-2212	**1.04**	2.26	U	**463**		4.31	U	**882**		**87800**	**J**	**434**		**89600**	**J**	**5930**		**16.8**	**J**	**95500**	**J**

Table 1. Fish Fillet DDT Results
Second MNR Report
Palos Verdes Shelf
Los Angeles County, California

Collection Area/Sample ID	Percent Lipids (Bligh & Dyer)	2,4'-DDD	Q	2,4'-DDE	Q	2,4'-DDT	Q	4,4'-DDD	Q	4,4'-DDE	Q	4,4'-DDT	Q	Total DDTs	Q	4,4'-DDMU	Q	4,4'-DDNU	Q	Total DDT Compounds	Q
Z1-FT-SB-024-F-2212	0.911	2.88	U	318		5.61	U	814		89700	J	587		91400	J	5310		7.44	J	96700	J
Z1-FT-SB-025-F-2212	1.01	2.46	U	76		5.4	U	69.3		17100	J	10.4	U	17300	J	770		1.98	U	18000	J
Z1-FT-SB-026-F-2212	0.700	2.87	U	91.1	J	5.36	U	112		10900	J	50.1		11200	J	2230	J	4.1	U	13400	J
Z1-FT-SB-027-F-2212	0.874	2.43	U	507	J	4.07	U	462		75400	J	260		76600	J	14000	J	2.82	U	90600	J
Z1-FT-SB-028-F-2212	0.683	3.01	U	67	J	5.23	U	89.7		25900	J	49.3		26100	J	2540	J	2.39	U	28700	J
Z1-FT-SB-029-F-2301	0.746	1.58	U	1710		11.7	J	1240		150000		492		153000	J	19100		14.8	J	173000	J
Z1-FT-SB-030-F-2301	0.771	1.05	U	661		6.04	J	671		99800		341		101000	J	12800		13.5	J	114000	J
Z1-FT-WC-001-F-2211	8.76	1030		114000		86.7	J	21900		2060000		3830		2200000	J	334000		926		2540000	J
Z1-FT-WC-002-F-2211	8.94	4060		160000		266	J	35800		1600000		3850		1800000	J	515000		4040		2320000	J
Z1-FT-WC-003-F-2211	3.38	1010		57900		59.6	J	11400		832000		1120		903000	J	267000		1230		1170000	J
Z1-FT-WC-004-F-2211	8.11	1880		141000		85.7	J	18700		2060000		1600		2220000	J	641000		12300		2880000	J
Z1-FT-WC-005-F-2211	7.18	1600		69300		132	J	19600		776000		1380		868000	J	321000		1990		1190000	J
Z1-FT-WC-006-F-2211	8.20	2170		122000		240	J	38400		1620000		4520		1790000	J	544000		7790		2340000	J
Z1-FT-WC-007-F-2211	8.02	542		51500		64.6	J	12800		808000		2670		876000	J	170000		2290		1050000	J
Z1-FT-WC-008-F-2211	5.99	760		37300		31.9	U	12400		415000		1260		467000		107000		1280		575000	
Z1-FT-WC-009-F-2211	3.66	1980		104000	J	126		22100	J	951000	J	3150	J	1080000	J	542000	J	5020	J	1630000	J
Z1-FT-WC-010-F-2211	2.66	902		54600	J	65.3		11600	J	517000	J	1390	J	586000	J	384000	J	1230	J	971000	J
Z1-FT-WC-011-F-2211	2.78	2500		43100	J	159		13200	J	506000	J	4490	J	569000	J	191000	J	7300	J	768000	J
Z1-FT-WC-012-F-2211	3.29	1020		63500	J	67.9		13500	J	1020000	J	2310	J	1100000	J	658000	J	4140	J	1760000	J
Z1-FT-WC-013-F-2211	2.92	2460		119000	J	192		39300	J	1070000	J	5130	J	1240000	J	1040000	J	4310	J	2280000	J
Z1-FT-WC-014-F-2211	2.27	753	J	37000	J	27.5	U	11000	J	432000	J	1190	J	482000	J	191000	J	1240	J	674000	J
Z1-FT-WC-015-F-2211	4.50	1860		183000	J	179		36200	J	2060000	J	6620	J	2290000	J	575000	J	983	J	2860000	J
Z1-FT-WC-016-F-2211	2.96	1590		53900	J	108		18000	J	643000	J	2300	J	719000	J	309000	J	4070	J	1030000	J
Z1-FT-WC-017-F-2211	3.03	1420		52600	J	90.2		16900	J	543000	J	2130	J	616000	J	266000	J	1590	J	884000	J
Z1-FT-WC-018-F-2211	2.43	441		20900	J	9.77	U	4550	J	186000	J	574	J	212000	J	57800	J	421	J	271000	J
Z1-FT-WC-019-F-2211	2.22	4490		291000		201		74300		899000		11200		1280000		765000		3400		2050000	
Z1-FT-WC-020-F-2211	9.74	8760		734000		436		134000		7830000		15000		8720000		3950000		11200		12700000	
Z1-FT-WC-021-F-2211	2.39	1400		132000		87.9		36100		1160000		5560		1340000		629000		3710		1970000	
Z1-FT-WC-022-F-2211	2.26	1180		92000		164		20900		919000		2960		1040000		370000		742		1410000	
Z1-FT-WC-023-F-2211	5.29	1440		89300		130		16700		803000		2300		913000		282000		2320		1200000	
Z1-FT-WC-024-F-2211	2.21	396		23600		27.8	J	3800		220000		440		248000	J	80800		214		329000	J
Z1-FT-WC-025-F-2211	4.18	2270		150000		204		20900		1060000		1960		1240000		411000		858		1650000	
Z1-FT-WC-026-F-2211	2.06	13000		64400		929		155000		661000		16400		911000		376000		16700		1300000	
Z1-FT-WC-027-F-2211	3.60	1240		110000		124		14500		957000		1340		1080000		349000		2030		1440000	
Z1-FT-WC-028-F-2211	3.48	723		71400		94.1		14400		929000		3720		1020000		207000		1450		1230000	
Z1-FT-WC-029-F-2211	2.71	1710		162000		158		26800		1700000		3480		1890000		508000		3370		2410000	
Z1-FT-WC-030-F-2211	3.07	767		67200		106		16600		726000		1480		812000		302000		746		1110000	
Zone 2																					
Z2-FT-SB-001-F-2205	0.885	1.4	U	1400		14.4	J	827		107000		101		109000	J	35000		71.9		144000	J
Z2-FT-SB-002-F-2206	0.732	1.83	U	680		3.72	U	714		229000		161		231000		35100		37.4		266000	
Z2-FT-SB-003-F-2208	1.17	1.16	U	542		2.76	U	491		65600		287		66900		10800		25.5	J	77700	J
Z2-FT-SB-004-F-2212	0.713	3.23	U	142	J	6.16	U	163	J	42000		62.8	J	42400	J	14200		59.5	U	56600	J
Z2-FT-SB-005-F-2212	0.757	3.05	U	5680	J	15.3	U	2800	J	865000		425	J	874000	J	240000		94.6	J	1110000	J
Z2-FT-SB-006-F-2212	0.936	6.74	U	674	J	14.4	U	641	J	214000		239	J	216000	J	55300		69.2	J	271000	J
Z2-FT-SB-007-F-2212	0.791	4.87	U	484	J	11.1	U	308	J	83200		81.7	J	84100	J	20900		55.2	U	105000	J
Z2-FT-SB-008-F-2212	0.759	8.22	U	447	J	17	U	362	J	72300		32.3	U	73200	J	15300		5.54	U	88500	J
Z2-FT-SB-009-F-2212	0.831	2.34	U	938	J	5.14	U	349		89200	J	47.4		90500	J	29500	J	33	J	120000	J
Z2-FT-SB-010-F-2212	0.879	2.47	U	223	J	4.32	U	290		65900	J	140		66600	J	12800	J	2.92	U	79400	J
Z2-FT-WC-001-F-2211	1.83	212		13600		5.67	U	2480		197000		229		214000		53700		1860		269000	
Z2-FT-WC-002-F-2211	2.69	183		21300		8.48	U	3730		411000		598		437000		144000		1320		582000	
Z2-FT-WC-003-F-2211	4.07	2300		143000		99.6		21500		1440000		2590		1610000		952000		16200		2580000	
Z2-FT-WC-004-F-2211	1.83	306		15900		5.42	U	2990		219000		340		239000		91900		694		331000	
Z2-FT-WC-005-F-2211	3.48	636		28000		12	U	5140		381000		416		415000		91700		2710		510000	
Z2-FT-WC-006-F-2211	2.24	566		52600		42.7	U	7780		595000		1060		657000		206000		2450		865000	
Z2-FT-WC-007-F-2211	1.97	733		45100		75.9		8450		496000		972		551000		206000		6240		764000	
Z2-FT-WC-008-F-2211	6.80	2590		252000		189	J	34500		5100000		5240		5390000	J	2070000		8200		7470000	J
Z2-FT-WC-009-F-2211	7.73	2260		114000		264	J	38700		2010000		3660		2170000	J	1070000		11000		3250000	J
Z2-FT-WC-010-F-2211	7.56	982		33100		95.3	J	9720		326000		1040		371000	J	183000		3700		558000	J

Table 1. Fish Fillet DDT Results
Second MNR Report
Palos Verdes Shelf
Los Angeles County, California

Collection Area/Sample ID	Percent Lipids (Bligh & Dyer)	2,4'-DDD	Q	2,4'-DDE	Q	2,4'-DDT	Q	4,4'-DDD	Q	4,4'-DDE	Q	4,4'-DDT	Q	Total DDTs	Q	4,4'-DDMU	Q	4,4'-DDNU	Q	Total DDT Compounds	Q
Zone 3																					
Z3-FT-SB-001-F-2301	**0.605**	1.73	U	**34.8**	**J**	2.59	U	**80**		**14100**		**21.9**	**J**	**14200**	**J**	**809**		1.65	U	**15100**	**J**
Z3-FT-SB-002-F-2301	**0.592**	2.17	U	**37.8**	**J**	3.3	U	**53.1**		**11900**		15.8	U	**12000**	**J**	**751**		2.74	U	**12800**	**J**
Z3-FT-SB-003-F-2301	**0.890**	1.42	U	**368**		2.25	U	**166**		**49600**		**70.6**		**50200**		**4390**		1.6	U	**54600**	
Z3-FT-SB-004-F-2301	**0.811**	1.21	U	**147**		2.01	U	**164**		**61500**		**84.3**		**61900**		**3980**		1.31	U	**65900**	
Z3-FT-SB-005-F-2301	**0.885**	1.58	U	**427**		2.23	U	**339**		**115000**		**73.4**		**116000**		**9790**		**34.9**	**J**	**126000**	**J**
Z3-FT-SB-006-F-2302	**0.984**	1.97	U	**321**		3.18	U	**176**		**22900**		**53.6**		**23500**		**3080**		**16.1**	**J**	**26600**	**J**
Z3-FT-SB-007-F-2302	**0.658**	1.03	U	**92.8**		1.64	U	**119**		**24600**		**20.3**	**J**	**24800**	**J**	**2220**		1.24	U	**27100**	**J**
Z3-FT-SB-008-F-2310	**0.562**	3.98	U	**281**		12.3	U	**859**		**101000**		**274**		**102000**		**7320**		4.89	U	**110000**	
Z3-FT-SB-009-F-2311	**0.553**	3.71	U	**601**		14.4	U	**164**		**41400**		**73.9**		**42300**		**3690**		**26.8**	**J**	**46000**	**J**
Z3-FT-SB-010-F-2311	**0.491**	3.66	U	**56.5**		13.8	U	**115**		**28600**		25.3	U	**28800**		**1840**		3.51	U	**30700**	
Z3-FT-SB-011-F-2311	**0.649**	4.21	U	**1170**		11	U	**570**		**177000**		**110**		**179000**		**11300**		**45.2**		**190000**	
Z3-FT-SB-012-F-2311	**1.590**	**12.1**	**J**	**1270**		**72.3**		**1420**		**189000**		**487**		**192000**	**J**	**13400**		**111**		**206000**	**J**
Z3-FT-SB-013-F-2311	**0.864**	2.88	U	**369**		13.6	U	**375**		**91500**		**139**		**92400**		**4130**		3.54	U	**96500**	
Z3-FT-SB-014-F-2311	**1.090**	3.04	U	**2520**		14	U	**638**		**212000**		**230**		**215000**		**13900**		**113**		**229000**	
Z3-FT-SB-015-F-2311	**0.633**	2.71	U	**233**		12.5	U	**257**		**62900**		28.5	U	**63400**		**4160**		1.28	U	**67600**	
Z3-FT-SB-016-F-2311	**0.597**	2.34	U	**53.5**		12.5	U	**63.9**		**12100**		28.7	U	**12300**		**462**		2.72	U	**12700**	
Z3-FT-SB-017-F-2311	**0.578**	2.83	U	**215**		9.44	U	**399**		**77000**		**90.6**		**77700**		**3470**		2.51	U	**81200**	
Z3-FT-SB-018-F-2311	**0.768**	4.51	U	**733**		16.3	U	**327**		**146000**		131	U	**147000**		**9840**		**22**	**J**	**157000**	**J**
Z3-FT-SB-019-F-2311	**0.557**	5.21	U	**107**		15.2	U	**167**		**30300**		26.2	U	**30600**		**5040**		3.87	U	**35700**	
Z3-FT-SB-020-F-2311	**0.468**	5.27	U	**54.5**		17.6	U	**66.5**		**8330**		30.7	U	**8500**		**718**		4.18	U	**9230**	
Z3-FT-SB-021-F-2311	**0.992**	6.32	U	**1800**		22	U	**1000**		**220000**		132	U	**223000**		**51100**		**32.5**	**J**	**274000**	**J**
Z3-FT-SB-022-F-2311	**0.764**	3.92	U	**308**		14.1	U	**322**		**40000**		89.9	U	**40700**		**2150**		3.33	U	**42900**	
Z3-FT-SB-023-F-2311	**0.654**	3.66	U	**811**	**J**	12.2	U	**198**		**47300**	**J**	19.6	U	**48300**	**J**	**3980**		**33.7**	**J**	**52400**	**J**
Z3-FT-SB-024-F-2311	**0.684**	4.1	U	**363**		12.5	U	**465**		**36500**		22.7	U	**37400**		**9270**		**15.9**	**J**	**46700**	**J**
Z3-FT-SB-025-F-2311	**0.752**	5.31	U	**494**		17	U	**370**		**63500**		94.4	U	**64500**		**6290**		3.6	U	**70800**	
Z3-FT-WC-001-F-2211	**2.05**	**487**		25600		**68.4**		**4590**		**357000**		**721**		**388000**		**132000**		**1910**		**522000**	
Z3-FT-WC-002-F-2211	**1.38**	**249**		**15400**		6.41	U	**2930**		**401000**		**361**		**420000**		**48800**		**1160**		**470000**	
Z3-FT-WC-003-F-2211	**2.44**	**451**		**22300**		12.3	U	**5170**		**381000**		**483**		**409000**		**85100**		**2670**		**497000**	
Z3-FT-WC-004-F-2211	**2.27**	**344**		**11900**		10.8	U	**2980**		**215000**		**226**		**230000**		**31700**		**810**		**263000**	
Z3-FT-WC-005-F-2211	**2.08**	**146**		**8220**		8.68	U	**1710**		**167000**		**219**		**177000**		**17000**		**628**		**195000**	
Z3-FT-WC-006-F-2211	**1.42**	**118**		**6420**		9.46	U	**1170**		**106000**		**160**		**114000**		**18600**		**365**		**133000**	
Z3-FT-WC-007-F-2211	**1.54**	**718**		**50000**		12.4	U	**8100**		**998000**		**972**		**1060000**		**133000**		**1850**		**1190000**	
Z3-FT-WC-008-F-2211	**4.71**	**1090**		**55500**		**58.2**		**11000**		**891000**		**780**		**959000**		**187000**		**3780**		**1150000**	
Z3-FT-WC-009-F-2211	**2.60**	**216**		**8100**		7.45	U	**2220**		**142000**		**168**		**153000**		**15000**		**1360**		**169000**	
Z3-FT-WC-010-F-2211	**1.37**	**325**		**12900**		11.1	U	**2540**		**212000**		**206**		**228000**		**41200**		**542**	**J**	**270000**	**J**
Z3-FT-WC-011-F-2211	**1.42**	**450**		**28000**		12	U	**4930**		**709000**		**968**		**743000**		**70100**		**1680**		**815000**	
Z3-FT-WC-012-F-2211	**2.02**	**362**		**26300**		15.2	U	**4320**		**574000**		**618**		**606000**		**56700**		**639**		**663000**	
Z3-FT-WC-013-F-2211	**2.12**	**288**		**24700**		21.1	U	**4000**		**414000**		**459**		**443000**		**22100**		**364**		**466000**	
Z3-FT-WC-014-F-2211	**3.84**	**684**		**27700**		12.4	U	**5450**		**404000**		**574**		**438000**		**26300**		**3110**		**468000**	
Z3-FT-WC-015-F-2211	**1.73**	**144**		**14300**		15.4	U	**3130**		**301000**		**1070**		**320000**		**17400**		**688**		**338000**	
Z3-FT-WC-016-F-2211	**2.09**	**137**		**13600**		14.1	U	**2800**		**296000**		**1040**		**314000**		**19900**		**724**		**334000**	
Z3-FT-WC-017-F-2211	**1.13**	**85.8**		**2860**		10.9	U	**576**		**51400**		**81.3**		**55000**		**3490**		**206**		**58700**	
Z3-FT-WC-018-F-2211	**2.23**	**864**		**42100**		15.2	U	**8480**		**670000**		**1480**		**723000**		**107000**		**3160**		**833000**	
Z3-FT-WC-019-F-2211	**1.77**	**108**		**5460**		15.2	U	**963**		**81100**		**118**		**87800**		**9730**		**516**		**98000**	
Z3-FT-WC-020-F-2211	**1.81**	**594**		**24200**		45.2	U	**5670**		**362000**		**387**		**393000**		**70300**		**1850**		**465000**	
Z3-FT-WC-021-F-2211	**2.75**	**332**		**12800**		18.5	U	**3090**		**189000**		**233**		**205000**		**43700**		**696**		**250000**	
Z3-FT-WC-022-F-2211	**1.53**	**258**		**8860**		20	U	**1680**		**116000**		**202**		**127000**		**13200**		**493**		**141000**	
Z3-FT-WC-023-F-2211	**1.57**	**110**		**3770**		11.6	U	**693**		**63900**		63.1	U	**68500**		**2920**		**336**		**71800**	
Z3-FT-WC-024-F-2211	**2.44**	**519**		**44700**		14	U	**11500**		**1340000**		**2040**		**1400000**		**445000**		**3760**		**1850000**	
Z3-FT-WC-025-F-2211	**1.36**	**72.8**		**6280**		10.8	U	**1410**		**191000**		**195**		**199000**		**9940**		**99.6**		**209000**	
Z3-FT-WC-026-F-2211	**1.20**	**96.1**		**8700**		11.3	U	**1540**		**249000**		**171**		**260000**		**6380**		**305**		**266000**	
Z3-FT-WC-027-F-2211	**2.87**	**427**		**26100**		4.98	U	**4050**		**391000**		**261**		**422000**		**40500**		**2050**		**464000**	
Z3-FT-WC-028-F-2211	**2.69**	**600**		**32300**		8.01	U	**4450**		**444000**		**280**		**482000**		**38600**		**2290**		**523000**	

Table 1. Fish Fillet DDT Results
Second MNR Report
Palos Verdes Shelf
Los Angeles County, California

Collection Area/Sample ID	Percent Lipids (Bligh & Dyer)	2,4'-DDD	Q	2,4'-DDE	Q	2,4'-DDT	Q	4,4'-DDD	Q	4,4'-DDE	Q	4,4'-DDT	Q	Total DDTs	Q	4,4'-DDMU	Q	4,4'-DDNU	Q	Total DDT Compounds	Q
Z3-FT-WC-029-F-2211	**2.39**	**272**		**17800**		6.47	U	**2600**		**301000**		**262**		**322000**		**23700**		**1590**		**347000**	
Z3-FT-WC-030-F-2211	**1.83**	**390**		**40100**		6.02	U	**4510**		**625000**		**462**		**670000**		**68900**		**1550**		**741000**	

All results are reported in units of picogram per gram (pg/g) wet weight.

Bold font - detected result

Total DDTs are the sum of the o,p'- and p,p'- isomers of DDD, DDE and DDT; non-detected results are included as the value of the sample-specific method detection limit.

Total DDT Compounds are the sum of the the o,p'- and p,p'- isomers of DDD, DDE and DDT; p,p'-DDMU; and p,p'-DDNU; non-detected results are included as the value of the sample-specific method detection limit.

Shaded cells show Total DDTs greater than the IROD cleanup level for white croaker (400,000 pg/g).

Data qualifiers:

J = estimated value

U = not detected above the method detection limit

Abbreviations:

cm = centimeter

DDD = Dichlorodiphenyldichloroethane

DDE = Dichlorodiphenyldichloroethylene

DDMU = 1-chloro-2,2-bis(4-chlorophenyl)ethene

DDNU = 1,1-bis(4-chlorophenyl)ethene

DDT = Dichlorodiphenyltrichloroethane

Q = Qualifier

Table 2. Fish Fillet Lipid-normalized DDT Results

Second MNR Report

Palos Verdes Shelf

Los Angles County, California

Collection Area/Sample ID	Percent Lipids (Bligh & Dyer)	Total DDTs (µg/kg lipid)	Q	Total DDT Compounds (µg/kg lipid)	Q
Breakwater Zone					
BW-FT-SB-001-F-2206	**0.3**	**23200**	**J**	**24200**	**J**
BW-FT-SB-002-F-2206	**0.708**	**2290**		**2470**	
BW-FT-SB-003-F-2206	**1.02**	**8930**	**J**	**9390**	**J**
BW-FT-SB-004-F-2206	**1.42**	**2890**	**J**	**3080**	**J**
BW-FT-SB-005-F-2206	**0.809**	**9310**		**10200**	
BW-FT-SB-006-F-2206	**0.506**	**4110**	**J**	**4290**	**J**
BW-FT-SB-007-F-2206	**0.899**	**5870**	**J**	**6180**	**J**
BW-FT-SB-008-F-2206	**0.528**	**5210**		**5320**	
BW-FT-SB-009-F-2206	**0.522**	**19300**		**19900**	
BW-FT-SB-010-F-2206	**0.37**	**11400**		**11900**	
BW-FT-SB-011-F-2206	**0.702**	**5810**		**6170**	
BW-FT-SB-012-F-2206	**0.578**	**4740**	**J**	**4900**	**J**
BW-FT-SB-013-F-2206	**0.684**	**2130**		**2300**	
BW-FT-SB-014-F-2206	**1.19**	**19800**		**20800**	**J**
BW-FT-SB-015-F-2206	**0.591**	**4590**		**4750**	
BW-FT-SB-016-F-2206	**0.449**	**8910**		**9330**	
BW-FT-SB-017-F-2206	**0.458**	**1290**		**1360**	
BW-FT-SB-018-F-2206	**0.574**	**3850**		**3990**	
BW-FT-SB-019-F-2206	**0.621**	**8330**		**8570**	
BW-FT-SB-020-F-2206	**0.332**	**6050**		**6420**	
BW-FT-SB-021-F-2206	**0.571**	**15100**		**16000**	
BW-FT-SB-022-F-2206	**0.521**	**27100**		**28600**	**J**
BW-FT-SB-023-F-2207	**0.011**	**241000**	**J**	**246000**	**J**
BW-FT-SB-024-F-2207	**0.829**	**1920**		**2010**	
BW-FT-SB-025-F-2207	**1.33**	**1170**		**1240**	
BW-FT-SB-026-F-2207	**0.84**	**6200**		**6440**	
BW-FT-SB-027-F-2207	**0.141**	**33900**		**34800**	
BW-FT-SB-028-F-2207	**0.592**	**5240**		**5390**	
BW-FT-SB-029-F-2207	**0.635**	**1950**		**2050**	
BW-FT-SB-030-F-2207	**0.977**	**13200**		**13600**	
BW-FT-WC-001-F-2211	**3.72**	**2900**		**3060**	
BW-FT-WC-002-F-2211	**3.88**	**2480**		**2600**	
BW-FT-WC-003-F-2211	**3.22**	**1330**		**1410**	
BW-FT-WC-004-F-2211	**2.54**	**2750**		**2930**	
BW-FT-WC-005-F-2211	**4.18**	**1730**		**1840**	
BW-FT-WC-006-F-2211	**2.91**	**5460**		**5840**	
BW-FT-WC-007-F-2211	**1.26**	**11800**		**12500**	
BW-FT-WC-008-F-2211	**3.88**	**4070**	**J**	**4280**	**J**
BW-FT-WC-009-F-2211	**1.73**	**8090**		**8900**	
BW-FT-WC-010-F-2211	**1.69**	**5090**		**5440**	
BW-FT-WC-011-F-2211	**6.55**	**843**		**904**	**J**
BW-FT-WC-012-F-2211	**5.2**	**3040**	**J**	**3190**	**J**
BW-FT-WC-013-F-2211	**5.55**	**1300**		**1380**	**J**
BW-FT-WC-014-F-2211	**4.6**	**2170**		**2350**	**J**
BW-FT-WC-015-F-2211	**4.03**	**2980**		**3150**	**J**

Table 2. Fish Fillet Lipid-normalized DDT Results

Second MNR Report

Palos Verdes Shelf

Los Angles County, California

Collection Area/Sample ID	Percent Lipids (Bligh & Dyer)	Total DDTs (µg/kg lipid)	Q	Total DDT Compounds (µg/kg lipid)	Q
BW-FT-WC-016-F-2211	**4.29**	**1440**	**J**	**1530**	**J**
BW-FT-WC-017-F-2211	**4.48**	**4260**		**4440**	**J**
BW-FT-WC-018-F-2211	**4.79**	**1840**	**J**	**1900**	**J**
BW-FT-WC-019-F-2211	**3.87**	**1880**		**1980**	**J**
BW-FT-WC-020-F-2211	**3.85**	**3430**		**3580**	**J**
BW-FT-WC-021-F-2211	**2.7**	**2210**		**2390**	
BW-FT-WC-022-F-2211	**2.46**	**3170**		**3360**	
BW-FT-WC-023-F-2211	**5.22**	**5540**		**5790**	
BW-FT-WC-024-F-2211	**2.93**	**1890**		**2040**	
BW-FT-WC-025-F-2211	**2.43**	**3110**		**3330**	
BW-FT-WC-026-F-2211	**2.39**	**3090**		**3250**	
BW-FT-WC-027-F-2211	**4.1**	**3070**		**3270**	
BW-FT-WC-028-F-2211	**2.86**	**6610**		**7060**	
BW-FT-WC-029-F-2211	**3.26**	**3560**		**3960**	
BW-FT-WC-030-F-2211	**2.57**	**4280**		**4400**	
Huntington Flats					
HF-FT-SB-001-F-2205	**1.78**	**9440**	**J**	**9780**	**J**
HF-FT-SB-002-F-2205	**1.08**	**6880**		**7080**	**J**
HF-FT-SB-003-F-2205	**0.363**	**20300**	**J**	**26300**	**J**
HF-FT-SB-004-F-2205	**0.324**	**13200**		**13500**	
HF-FT-SB-005-F-2205	**0.442**	**3100**	**J**	**3420**	**J**
HF-FT-SB-006-F-2205	**0.298**	**5100**		**5440**	
HF-FT-SB-007-F-2205	**0.357**	**26200**	**J**	**27100**	**J**
HF-FT-SB-008-F-2205	**0.464**	**2910**	**J**	**2970**	**J**
HF-FT-SB-009-F-2205	**0.705**	**1110**	**J**	**1190**	**J**
HF-FT-SB-010-F-2205	**0.503**	**15500**	**J**	**17000**	**J**
HF-FT-SB-011-F-2205	**1.01**	**3760**	**J**	**3980**	**J**
HF-FT-SB-012-F-2205	**0.681**	**4270**	**J**	**4510**	**J**
HF-FT-SB-013-F-2205	**0.549**	**3330**	**J**	**3590**	**J**
HF-FT-SB-014-F-2205	**0.839**	**24800**	**J**	**26000**	**J**
HF-FT-SB-015-F-2205	**1.14**	**3680**	**J**	**3880**	**J**
HF-FT-SB-016-F-2205	**0.539**	**5640**	**J**	**5990**	**J**
HF-FT-SB-017-F-2205	**0.836**	**3550**		**3720**	
HF-FT-SB-018-F-2205	**0.817**	**2130**		**2300**	
HF-FT-SB-019-F-2205	**0.687**	**872**	**J**	**930**	**J**
HF-FT-SB-020-F-2205	**0.472**	**31100**	**J**	**32400**	**J**
HF-FT-SB-021-F-2205	**0.734**	**2870**		**3070**	
HF-FT-SB-022-F-2205	**0.753**	**3940**		**4210**	
HF-FT-SB-023-F-2205	**0.671**	**1800**		**1860**	
HF-FT-SB-024-F-2205	**0.418**	**5600**	**J**	**5910**	**J**
HF-FT-SB-025-F-2205	**0.484**	**7560**		**7830**	
HF-FT-SB-026-F-2205	**0.431**	**5710**		**6150**	
HF-FT-SB-027-F-2205	**0.197**	**15000**	**J**	**15800**	**J**
HF-FT-SB-028-F-2205	**0.703**	**865**		**947**	
HF-FT-SB-029-F-2205	**0.628**	**2980**	**J**	**3200**	**J**
HF-FT-SB-030-F-2205	**0.336**	**22600**		**24000**	

Table 2. Fish Fillet Lipid-normalized DDT Results

Second MNR Report

Palos Verdes Shelf

Los Angles County, California

Collection Area/Sample ID	Percent Lipids (Bligh & Dyer)	Total DDTs (µg/kg lipid)	Q	Total DDT Compounds (µg/kg lipid)	Q
Redondo Flats					
RF-FT-SB-001-F-2205	**0.053**	**164000**		**170000**	**J**
RF-FT-SB-002-F-2205	**0.175**	**26700**	**J**	**27700**	**J**
RF-FT-SB-003-F-2205	**0.501**	**8720**	**J**	**9180**	**J**
RF-FT-SB-004-F-2205	**0.506**	**9390**		**9740**	
RF-FT-SB-005-F-2205	**0.392**	**117000**		**122000**	**J**
RF-FT-SB-006-F-2205	**0.707**	**8230**	**J**	**8570**	**J**
RF-FT-SB-007-F-2205	**0.559**	**17000**		**17900**	
RF-FT-SB-008-F-2205	**0.337**	**15300**	**J**	**15800**	**J**
RF-FT-SB-009-F-2205	**0.757**	**8590**		**9100**	**J**
RF-FT-SB-010-F-2205	**0.728**	**2130**	**J**	**2290**	**J**
RF-FT-SB-011-F-2205	**1.14**	**11100**	**J**	**11700**	**J**
RF-FT-SB-012-F-2205	**0.451**	**5280**		**5570**	
RF-FT-SB-013-F-2205	**0.732**	**5680**		**6020**	
RF-FT-SB-014-F-2205	**0.475**	**18300**		**18700**	
RF-FT-SB-015-F-2205	**0.145**	**29600**		**30600**	
RF-FT-SB-016-F-2205	**0.367**	**15200**		**15700**	
RF-FT-SB-017-F-2205	**0.233**	**13300**		**14000**	
RF-FT-SB-018-F-2205	**0.431**	**4410**		**4690**	
RF-FT-SB-019-F-2205	**0.095**	**93300**		**98500**	
RF-FT-SB-020-F-2205	**0.73**	**7890**		**8150**	
RF-FT-SB-021-F-2205	**0.624**	**7960**		**8250**	
RF-FT-SB-022-F-2205	**0.489**	**4790**	**J**	**5090**	**J**
RF-FT-SB-023-F-2205	**0.571**	**10200**		**10600**	
RF-FT-SB-024-F-2205	**0.116**	**23700**		**24500**	
RF-FT-SB-025-F-2205	**0.388**	**5410**	**J**	**5800**	**J**
RF-FT-SB-026-F-2206	**0.481**	**4640**	**J**	**5010**	**J**
RF-FT-SB-027-F-2206	**0.646**	**27600**		**28300**	
RF-FT-SB-028-F-2206	**0.441**	**2520**	**J**	**2650**	**J**
RF-FT-SB-029-F-2206	**0.119**	**7710**		**7940**	
RF-FT-SB-030-F-2206	**0.0247**	**251000**		**257000**	
RF-FT-WC-001-F-2301	**3.94**	**391**	**J**	**437**	**J**
RF-FT-WC-002-F-2301	**3.1**	**176**	**J**	**194**	**J**
RF-FT-WC-003-F-2301	**2.46**	**99.6**	**J**	**115**	**J**
RF-FT-WC-004-F-2301	**2.31**	**246**	**J**	**271**	**J**
RF-FT-WC-005-F-2301	**3.41**	**197**	**J**	**221**	**J**
RF-FT-WC-006-F-2301	**2.17**	**797**		**862**	
RF-FT-WC-007-F-2301	**2.5**	**1930**		**2180**	
RF-FT-WC-008-F-2301	**3.6**	**192**	**J**	**216**	**J**
RF-FT-WC-009-F-2301	**4.94**	**370**	**J**	**435**	**J**
RF-FT-WC-010-F-2301	**2.54**	**614**		**681**	
RF-FT-WC-011-F-2301	**1.85**	**865**		**957**	
RF-FT-WC-012-F-2301	**1.14**	**790**	**J**	**871**	**J**
RF-FT-WC-013-F-2301	**2.05**	**435**	**J**	**498**	**J**
RF-FT-WC-014-F-2301	**2.07**	**250**	**J**	**280**	**J**
RF-FT-WC-015-F-2301	**1.48**	**1720**		**1900**	

Table 2. Fish Fillet Lipid-normalized DDT Results

Second MNR Report

Palos Verdes Shelf

Los Angles County, California

Collection Area/Sample ID	Percent Lipids (Bligh & Dyer)	Total DDTs (µg/kg lipid)	Q	Total DDT Compounds (µg/kg lipid)	Q
RF-FT-WC-016-F-2301	**2.4**	**256**	**J**	**290**	**J**
RF-FT-WC-017-F-2301	**1.48**	**1170**		**1320**	
RF-FT-WC-018-F-2301	**2.46**	**174**	**J**	**195**	**J**
RF-FT-WC-019-F-2301	**2.29**	**1390**	**J**	**1550**	**J**
RF-FT-WC-020-F-2301	**2.08**	**461**	**J**	**514**	**J**
RF-FT-WC-021-F-2301	**3.26**	**1150**	**J**	**1240**	**J**
RF-FT-WC-022-F-2301	**2.1**	**700**	**J**	**767**	**J**
RF-FT-WC-023-F-2301	**2.67**	**294**	**J**	**314**	**J**
RF-FT-WC-024-F-2301	**2.21**	**426**	**J**	**471**	**J**
RF-FT-WC-025-F-2301	**3.92**	**327**	**J**	**355**	**J**
RF-FT-WC-026-F-2301	**2.15**	**1300**		**1390**	**J**
RF-FT-WC-027-F-2301	**4.65**	**798**	**J**	**847**	**J**
RF-FT-WC-028-F-2301	**4.18**	**445**	**J**	**490**	**J**
RF-FT-WC-029-F-2301	**1.43**	**2240**	**J**	**2400**	**J**
RF-FT-WC-030-F-2301	**1.17**	**1640**	**J**	**1790**	**J**
Zone 1					
Z1-FT-SB-001-F-2205	**0.458**	**21800**		**25500**	**J**
Z1-FT-SB-002-F-2207	**1.21**	**15300**	**J**	**16400**	**J**
Z1-FT-SB-003-F-2209	**0.564**	**27000**	**J**	**30900**	**J**
Z1-FT-SB-004-F-2209	**0.766**	**8730**		**10100**	
Z1-FT-SB-005-F-2209	**0.974**	**1690**		**1870**	
Z1-FT-SB-006-F-2209	**0.876**	**9420**		**10400**	**J**
Z1-FT-SB-007-F-2209	**0.853**	**5500**		**5910**	
Z1-FT-SB-008-F-2209	**0.828**	**4860**		**5140**	**J**
Z1-FT-SB-009-F-2209	**1.27**	**6480**		**6900**	
Z1-FT-SB-010-F-2209	**0.974**	**14600**		**16400**	
Z1-FT-SB-011-F-2209	**1.38**	**5810**		**6430**	**J**
Z1-FT-SB-012-F-2209	**0.619**	**50700**	**J**	**52700**	**J**
Z1-FT-SB-013-F-2209	**0.782**	**13800**	**J**	**15000**	**J**
Z1-FT-SB-014-F-2209	**0.6**	**8020**	**J**	**8770**	**J**
Z1-FT-SB-015-F-2212	**0.811**	**9430**	**J**	**10200**	**J**
Z1-FT-SB-016-F-2212	**0.897**	**10300**	**J**	**11700**	**J**
Z1-FT-SB-017-F-2212	**0.539**	**10700**	**J**	**11300**	**J**
Z1-FT-SB-018-F-2212	**0.691**	**2030**	**J**	**2230**	**J**
Z1-FT-SB-019-F-2212	**0.889**	**16900**	**J**	**19200**	**J**
Z1-FT-SB-020-F-2212	**0.794**	**2710**	**J**	**3120**	**J**
Z1-FT-SB-021-F-2212	**0.661**	**4250**	**J**	**4860**	**J**
Z1-FT-SB-022-F-2212	**1.06**	**5720**	**J**	**6100**	**J**
Z1-FT-SB-023-F-2212	**1.04**	**8620**	**J**	**9180**	**J**
Z1-FT-SB-024-F-2212	**0.911**	**10000**	**J**	**10600**	**J**
Z1-FT-SB-025-F-2212	**1.01**	**1710**	**J**	**1780**	**J**
Z1-FT-SB-026-F-2212	**0.7**	**1600**	**J**	**1910**	**J**
Z1-FT-SB-027-F-2212	**0.874**	**8760**	**J**	**10400**	**J**
Z1-FT-SB-028-F-2212	**0.683**	**3820**	**J**	**4200**	**J**
Z1-FT-SB-029-F-2301	**0.746**	**20500**	**J**	**23200**	**J**
Z1-FT-SB-030-F-2301	**0.771**	**13100**	**J**	**14800**	**J**

Table 2. Fish Fillet Lipid-normalized DDT Results

Second MNR Report

Palos Verdes Shelf

Los Angles County, California

Collection Area/Sample ID	Percent Lipids (Bligh & Dyer)	Total DDTs (µg/kg lipid)	Q	Total DDT Compounds (µg/kg lipid)	Q
Z1-FT-WC-001-F-2211	**8.76**	**25100**	**J**	**29000**	**J**
Z1-FT-WC-002-F-2211	**8.94**	**20100**	**J**	**26000**	**J**
Z1-FT-WC-003-F-2211	**3.38**	**26700**	**J**	**34600**	**J**
Z1-FT-WC-004-F-2211	**8.11**	**27400**	**J**	**35500**	**J**
Z1-FT-WC-005-F-2211	**7.18**	**12100**	**J**	**16600**	**J**
Z1-FT-WC-006-F-2211	**8.2**	**21800**	**J**	**28500**	**J**
Z1-FT-WC-007-F-2211	**8.02**	**10900**	**J**	**13100**	**J**
Z1-FT-WC-008-F-2211	**5.99**	**7800**		**9600**	
Z1-FT-WC-009-F-2211	**3.66**	**29500**	**J**	**44500**	**J**
Z1-FT-WC-010-F-2211	**2.66**	**22000**	**J**	**36500**	**J**
Z1-FT-WC-011-F-2211	**2.78**	**20500**	**J**	**27600**	**J**
Z1-FT-WC-012-F-2211	**3.29**	**33400**	**J**	**53500**	**J**
Z1-FT-WC-013-F-2211	**2.92**	**42500**	**J**	**78100**	**J**
Z1-FT-WC-014-F-2211	**2.27**	**21200**	**J**	**29700**	**J**
Z1-FT-WC-015-F-2211	**4.5**	**50900**	**J**	**63600**	**J**
Z1-FT-WC-016-F-2211	**2.96**	**24300**	**J**	**34800**	**J**
Z1-FT-WC-017-F-2211	**3.03**	**20300**	**J**	**29200**	**J**
Z1-FT-WC-018-F-2211	**2.43**	**8720**	**J**	**11200**	**J**
Z1-FT-WC-019-F-2211	**2.22**	**57700**		**92300**	
Z1-FT-WC-020-F-2211	**9.74**	**89500**		**130000**	
Z1-FT-WC-021-F-2211	**2.39**	**56100**		**82400**	
Z1-FT-WC-022-F-2211	**2.26**	**46000**		**62400**	
Z1-FT-WC-023-F-2211	**5.29**	**17300**		**22700**	
Z1-FT-WC-024-F-2211	**2.21**	**11200**	**J**	**14900**	**J**
Z1-FT-WC-025-F-2211	**4.18**	**29700**		**39500**	
Z1-FT-WC-026-F-2211	**2.06**	**44200**		**63100**	
Z1-FT-WC-027-F-2211	**3.6**	**30000**		**40000**	
Z1-FT-WC-028-F-2211	**3.48**	**29300**		**35300**	
Z1-FT-WC-029-F-2211	**2.71**	**69700**		**88900**	
Z1-FT-WC-030-F-2211	**3.07**	**26400**		**36200**	
Zone 2					
Z2-FT-SB-001-F-2205	**0.885**	**12300**	**J**	**16300**	**J**
Z2-FT-SB-002-F-2206	**0.732**	**31600**		**36300**	
Z2-FT-SB-003-F-2208	**1.17**	**5720**		**6640**	**J**
Z2-FT-SB-004-F-2212	**0.713**	**5950**	**J**	**7940**	**J**
Z2-FT-SB-005-F-2212	**0.757**	**115000**	**J**	**147000**	**J**
Z2-FT-SB-006-F-2212	**0.936**	**23100**	**J**	**29000**	**J**
Z2-FT-SB-007-F-2212	**0.791**	**10600**	**J**	**13300**	**J**
Z2-FT-SB-008-F-2212	**0.759**	**9640**	**J**	**11700**	**J**
Z2-FT-SB-009-F-2212	**0.831**	**10900**	**J**	**14400**	**J**
Z2-FT-SB-010-F-2212	**0.879**	**7580**	**J**	**9030**	**J**
Z2-FT-WC-001-F-2211	**1.83**	**11700**		**14700**	
Z2-FT-WC-002-F-2211	**2.69**	**16200**		**21600**	
Z2-FT-WC-003-F-2211	**4.07**	**39600**		**63400**	
Z2-FT-WC-004-F-2211	**1.83**	**13100**		**18100**	
Z2-FT-WC-005-F-2211	**3.48**	**11900**		**14700**	

Table 2. Fish Fillet Lipid-normalized DDT Results

Second MNR Report

Palos Verdes Shelf

Los Angles County, California

Collection Area/Sample ID	Percent Lipids (Bligh & Dyer)	Total DDTs (µg/kg lipid)	Q	Total DDT Compounds (µg/kg lipid)	Q
Z2-FT-WC-006-F-2211	2.24	29300		38600	
Z2-FT-WC-007-F-2211	1.97	28000		38800	
Z2-FT-WC-008-F-2211	6.8	79300	J	110000	J
Z2-FT-WC-009-F-2211	7.73	28100	J	42000	J
Z2-FT-WC-010-F-2211	7.56	4910	J	7380	J
Zone 3					
Z3-FT-SB-001-F-2301	0.605	2350	J	2500	J
Z3-FT-SB-002-F-2301	0.592	2030	J	2160	J
Z3-FT-SB-003-F-2301	0.89	5640		6130	
Z3-FT-SB-004-F-2301	0.811	7630		8130	
Z3-FT-SB-005-F-2301	0.885	13100		14200	J
Z3-FT-SB-006-F-2302	0.984	2390		2700	J
Z3-FT-SB-007-F-2302	0.658	3770	J	4120	J
Z3-FT-SB-008-F-2310	0.562	18100		19600	
Z3-FT-SB-009-F-2311	0.553	7650		8320	J
Z3-FT-SB-010-F-2311	0.491	5870		6250	
Z3-FT-SB-011-F-2311	0.649	27600		29300	
Z3-FT-SB-012-F-2311	1.59	12100	J	13000	J
Z3-FT-SB-013-F-2311	0.864	10700		11200	
Z3-FT-SB-014-F-2311	1.09	19700		21000	
Z3-FT-SB-015-F-2311	0.633	10000		10700	
Z3-FT-SB-016-F-2311	0.597	2060		2130	
Z3-FT-SB-017-F-2311	0.578	13400		14000	
Z3-FT-SB-018-F-2311	0.768	19100		20400	J
Z3-FT-SB-019-F-2311	0.557	5490		6410	
Z3-FT-SB-020-F-2311	0.468	1820		1970	
Z3-FT-SB-021-F-2311	0.992	22500		27600	J
Z3-FT-SB-022-F-2311	0.764	5330		5620	
Z3-FT-SB-023-F-2311	0.654	7390	J	8010	J
Z3-FT-SB-024-F-2311	0.684	5470		6830	J
Z3-FT-SB-025-F-2311	0.752	8580		9410	
Z3-FT-WC-001-F-2211	2.05	18900		25500	
Z3-FT-WC-002-F-2211	1.38	30400		34100	
Z3-FT-WC-003-F-2211	2.44	16800		20400	
Z3-FT-WC-004-F-2211	2.27	10100		11600	
Z3-FT-WC-005-F-2211	2.08	8510		9380	
Z3-FT-WC-006-F-2211	1.42	8030		9370	
Z3-FT-WC-007-F-2211	1.54	68800		77300	
Z3-FT-WC-008-F-2211	4.71	20400		24400	
Z3-FT-WC-009-F-2211	2.6	5880		6500	
Z3-FT-WC-010-F-2211	1.37	16600		19700	J
Z3-FT-WC-011-F-2211	1.42	52300		57400	
Z3-FT-WC-012-F-2211	2.02	30000		32800	
Z3-FT-WC-013-F-2211	2.12	20900		22000	
Z3-FT-WC-014-F-2211	3.84	11400		12200	
Z3-FT-WC-015-F-2211	1.73	18500		19500	

Table 2. Fish Fillet Lipid-normalized DDT Results

Second MNR Report

Palos Verdes Shelf

Los Angles County, California

Collection Area/Sample ID	Percent Lipids (Bligh & Dyer)	Total DDTs (µg/kg lipid)	Q	Total DDT Compounds (µg/kg lipid)	Q
Z3-FT-WC-016-F-2211	**2.09**	**15000**		**16000**	
Z3-FT-WC-017-F-2211	**1.13**	**4870**		**5190**	
Z3-FT-WC-018-F-2211	**2.23**	**32400**		**37400**	
Z3-FT-WC-019-F-2211	**1.77**	**4960**		**5540**	
Z3-FT-WC-020-F-2211	**1.81**	**21700**		**25700**	
Z3-FT-WC-021-F-2211	**2.75**	**7450**		**9090**	
Z3-FT-WC-022-F-2211	**1.53**	**8300**		**9220**	
Z3-FT-WC-023-F-2211	**1.57**	**4360**		**4570**	
Z3-FT-WC-024-F-2211	**2.44**	**57400**		**75800**	
Z3-FT-WC-025-F-2211	**1.36**	**14600**		**15400**	
Z3-FT-WC-026-F-2211	**1.2**	**21700**		**22200**	
Z3-FT-WC-027-F-2211	**2.87**	**14700**		**16200**	
Z3-FT-WC-028-F-2211	**2.69**	**17900**		**19400**	
Z3-FT-WC-029-F-2211	**2.39**	**13500**		**14500**	
Z3-FT-WC-030-F-2211	**1.83**	**36600**		**40500**	

All results are reported in units of microgram per kilogram lipid (µg/kg lipid).

Bold font - detected result

Total DDTs are the sum of the o,p'- and p,p'- isomers of DDD, DDE and DDT; non-detected results are included as the value of the sample-specific method detection limit.

Total DDT Compounds are the sum of the the o,p'- and p,p'- isomers of DDD, DDE and DDT; p,p'-DDMU; and p,p'-DDNU; non-detected results are included as the value of the sample-specific method detection limit.

Data qualifiers:

J = estimated value

Abbreviations:

DDD = Dichlorodiphenyldichloroethane

DDE = Dichlorodiphenyldichloroethylene

DDMU = 1-chloro-2,2-bis(4-chlorophenyl)ethene

DDNU = 1,1-bis(4-chlorophenyl)ethene

DDT = Dichlorodiphenyltrichloroethane

Q = Qualifier

Appendix K
PCB Data - Fish

Table 1. Fish (Fillet) PCB Results
Second MNR Report
Palos Verdes Shelf
Los Angeles County, California

Collection Area/Sample ID	Percent Lipids (Bligh & Dyer)	PCB-5/8	Q	PCB-18	Q	PCB-28	Q	PCB-31	Q	PCB-37	Q	PCB-43/49	Q	PCB-44	Q	PCB-52/69	Q	PCB-61/70	Q	PCB-66/76	Q	PCB-74	Q	PCB-77	Q	PCB-81	Q	PCB-87/117/125	Q	PCB-90/101	Q	PCB-99	Q
Breakwater Zone																																	
BW-FT-SB-001-F-2206	**0.300**	**4.47**		**5.2**		**202**		**10.6**		**0.377**	**J**	**795**		**169**		**1210**		**287**		**1170**		**788**		**4.49**		**9.72**		**1040**		**5350**		**3960**	
BW-FT-SB-002-F-2206	**0.708**	**1.39**		**1.43**		**26.5**		**1.92**		**0.0989**	**J**	**92**		**26.4**		**83.5**		**17**		**97.2**		**69.4**		**0.61**		**0.462**	**J**	**66.3**		**423**		**413**	
BW-FT-SB-003-F-2206	**1.02**	**2.02**		**1.53**		**60.2**		**3.84**		**0.125**	**J**	**211**		**58.1**		**178**		**42.7**		**231**		**190**		**2.25**		**0.977**		**178**		**1090**		**1220**	
BW-FT-SB-004-F-2206	**1.42**	**2.9**		**2.47**		**108**		**7.29**		**0.303**	**J**	**328**		**69.3**		**351**		**61.1**		**330**		**232**		**2.64**		**2.08**		**286**		**1450**		**1130**	
BW-FT-SB-005-F-2206	**0.809**	**1.29**		**2.6**		**103**		**3.44**		**0.133**	**J**	**380**		**118**		**337**		**70.9**		**545**		**362**		**2.4**		**3.78**		**316**		**1710**		**1550**	
BW-FT-SB-006-F-2206	**0.506**	**0.805**	**J**	**1.06**		**23.1**		**2.75**		**0.0267**	**J**	**67.3**		**9.43**		**61.1**		**18.6**		**73**		**81**		**1.39**		**0.588**		**71.2**		**502**		**477**	
BW-FT-SB-007-F-2206	**0.899**	**1.36**		**1.98**		**103**		**3.94**		**0.0569**	**J**	**379**		**96.9**		**333**		**48.2**		**349**		**254**		**1.44**		**2.89**		**261**		**1360**		**1200**	
BW-FT-SB-008-F-2206	**0.528**	**0.923**	**J**	**1.63**		**58.4**		**2.02**		0.0387	U	**202**		**36.5**		**185**		**28.2**		**229**		**152**		**1.3**		**1.15**		**133**		**793**		**764**	
BW-FT-SB-009-F-2206	**0.522**	**1.18**		8.72	U	**33.5**	**J**	8.13	U	**0.246**	**J**	**212**	**J**	62.3	U	**196**	**J**	19.7	U	**176**	**J**	**217**	**J**	**0.663**		**0.532**		**204**	**J**	**1850**	**J**	**1870**	
BW-FT-SB-010-F-2206	**0.370**	**0.937**	**J**	5.82	U	**27.4**	**J**	6.61	U	**0.0768**	**J**	**147**	**J**	38.6	U	**132**	**J**	14.3	U	**96.4**	**J**	**108**	**J**	**0.411**	**J**	0.177	U	**114**	**J**	**697**	**J**	**700**	
BW-FT-SB-011-F-2206	**0.702**	**1.37**		8.95	U	**49.8**	**J**	6.96	U	0.0949	U	**133**	**J**	51.1	U	**124**	**J**	**45.8**	**J**	**189**	**J**	**114**	**J**	**2.3**		0.144	U	**90.9**	**J**	**528**	**J**	**509**	
BW-FT-SB-012-F-2206	**0.578**	**2.41**		13.3	U	**127**	**J**	9.78	U	**1.12**		**480**	**J**	**166**	**J**	**799**	**J**	**63.6**	**J**	**498**	**J**	**253**	**J**	**5.61**		**10.1**		**757**	**J**	**3570**	**J**	**1760**	
BW-FT-SB-013-F-2206	**0.684**	**0.584**	**J**	6.48	U	**21.5**	**J**	5.7	U	**0.0486**	**J**	**83**	**J**	28.1	U	**77.9**	**J**	17.9	U	**64.8**	**J**	**53**	**J**	**0.401**	**J**	**0.0771**	**J**	**53**	**J**	**293**	**J**	**280**	
BW-FT-SB-014-F-2206	**1.19**	**0.988**		7.42	U	**69.5**	**J**	8.06	U	0.104	U	**223**	**J**	45	U	**205**	**J**	**57.7**	**J**	**335**	**J**	**213**	**J**	**3.94**		**0.567**		**189**	**J**	**1050**	**J**	**1230**	
BW-FT-SB-015-F-2206	**0.591**	**0.774**	**J**	7.18	U	**33.3**	**J**	6.66	U	0.0739	U	**128**	**J**	34.4	U	**117**	**J**	21.4	U	**119**	**J**	**92.1**	**J**	**0.451**	**J**	**0.735**		**77.1**	**J**	**468**	**J**	**436**	
BW-FT-SB-016-F-2206	**0.449**	**0.945**	**J**	6.11	U	**40.4**	**J**	9.09	U	0.146	U	**147**	**J**	43	U	**135**	**J**	34.4	U	**134**	**J**	**103**	**J**	**0.694**		**1.07**		**105**	**J**	**566**	**J**	**524**	
BW-FT-SB-017-F-2206	**0.458**	**0.747**	**J**	4.67	U	**30.2**	**J**	3.3	U	**0.0931**	**J**	**69.8**	**J**	12.2	U	33.9	U	17	U	**128**	**J**	**92.2**	**J**	**1.09**		0.079	U	**49**	**J**	**653**	**J**	**710**	
BW-FT-SB-018-F-2206	**0.574**	**0.676**	**J**	6.24	U	**33.8**	**J**	4.87	U	0.037	U	**131**	**J**	36.4	U	**110**	**J**	26.2	U	**131**	**J**	**116**	**J**	**0.699**		0.205	U	**97.5**	**J**	**673**	**J**	**713**	
BW-FT-SB-019-F-2206	**0.621**	0.717	U	**1.9**		**52.4**		**1.71**		0.184	U	**157**		**21.9**		**149**		**32.3**		**236**		**168**		0.519	U	**5.22**		**139**		**989**		**1240**	
BW-FT-SB-020-F-2206	**0.332**	0.287	U	0.619	U	**30.3**		**1.76**		**0.125**	**J**	**97.7**		**13.7**		**80.7**		**17**		**121**		**77.6**		0.554	U	**0.33**	**J**	**67**		**439**		**455**	
BW-FT-SB-021-F-2206	**0.571**	0.286	U	**2.21**		**29.6**		**2.3**		0.075	U	**167**		**52.7**		**163**		**19.9**		**192**		**176**		**0.937**		**0.86**		**232**		**1320**		**1220**	
BW-FT-SB-022-F-2206	**0.521**	0.317	U	**1.42**		**63.1**		**4.91**		0.118	U	**169**		**51.9**		**188**		**41.8**		**282**		**245**		**1.24**		**0.809**		**225**		**940**		**1360**	
BW-FT-SB-023-F-2207	**0.0110**	0.304	U	**0.832**		**31.4**		**1.37**		0.0529	U	**107**		**20.3**		**89.7**		**15.4**		**135**		**117**		**0.635**		0.145	U	**63.9**		**715**		**783**	
BW-FT-SB-024-F-2207	**0.829**	0.398	U	**0.618**		**44**		**1.42**		**0.0939**	**J**	**84.9**		**16.9**		**77.7**		**18.4**		**169**		**93.6**		**1.38**		0.162	U	**64.8**		**374**		**469**	
BW-FT-SB-025-F-2207	**1.33**	0.4	U	**2**		**37.5**		**3.87**		0.0497	U	**155**		**52.7**		**127**		**31.7**		**146**		**101**		**1.32**		0.229	U	**127**		**792**		**701**	
BW-FT-SB-026-F-2207	**0.840**	1.02	U	**10.9**		**358**		**14.5**		0.155	U	**1450**		**224**		**1750**		**104**		**1180**		**703**		**7.94**		**3.86**		**895**		**6820**		**4560**	
BW-FT-SB-027-F-2207	**0.141**	0.34	U	**0.887**		**30**		**2.14**		0.0666	U	**76.7**		**13.4**		**72**		**17.9**		**125**		**89.2**		**1.64**		**0.245**	**J**	**77.1**		**447**		**518**	
BW-FT-SB-028-F-2207	**0.592**	0.396	U	**2.05**		**63.3**		**4.44**		0.0716	U	**166**		**32.9**		**221**		**30.7**		**180**		**120**		**1.47**		**0.411**	**J**	**132**		**761**		**549**	
BW-FT-SB-029-F-2207	**0.635**	0.415	U	**0.909**		**16.6**		**1.21**		0.0681	U	**34.6**		**9.64**		**31.7**		**10.4**		**56.6**		**41.7**		**0.702**		0.109	U	**32.6**		**191**		**257**	
BW-FT-SB-030-F-2207	**0.977**	0.312	U	**0.346**	**J**	**22.1**		**1.03**		0.0742	U	**67.7**		**13.1**		**47.9**		**17.5**		**127**		**98.2**		**1.58**		0.241	U	**87.3**		**522**		**642**	
BW-FT-WC-001-F-2211	**3.72**	**200**		**398**	**J**	**2070**		**594**		**14.2**		**3690**	**J**	**2230**	**J**	**3910**	**J**	**2550**	**J**	**4250**		**2150**		**86**		**11.8**		**1800**		**8980**		**7000**	
BW-FT-WC-002-F-2211	**3.88**	**133**		**264**	**J**	**1580**		**522**		**18.3**		**3030**	**J**	**1740**	**J**	**3280**	**J**	**2400**	**J**	**3920**		**1880**		**99.7**		**20.9**		**1870**		**10400**		**6700**	
BW-FT-WC-003-F-2211	**3.22**	**41.8**		**101**	**J**	**696**		**144**		**4.21**		**1040**	**J**	**664**	**J**	**1080**	**J**	**729**	**J**	**1220**		**528**		**21.8**		**4.47**		**570**		**3000**		**2060**	
BW-FT-WC-004-F-2211	**2.54**	**193**		**496**	**J**	**2090**		**768**		**16.3**		**3910**	**J**	**2690**	**J**	**3680**	**J**	**3000**	**J**	**3620**		**2030**		**49.9**		**22.1**		**1830**		**8130**		**5140**	
BW-FT-WC-005-F-2211	**4.18**	**186**		**464**	**J**	**1850**		**589**		**12**		**3340**	**J**	**2460**	**J**	**3160**	**J**	**2460**	**J**	**3330**		**1790**		**55.4**		**22.6**		**1650**		**7360**		**5340**	
BW-FT-WC-006-F-2211	**2.91**	**422**		**698**	**J**	**3140**		**1100**		**26.8**		**6120**	**J**	**4180**	**J**	**5490**	**J**	**4440**	**J**	**5600**		**2830**		**134**		**35.7**		**3170**		**17300**		**11000**	
BW-FT-WC-007-F-2211	**1.26**	**99.6**		**195**	**J**	**1080**		**251**		**10.2**		**2260**	**J**	**1240**	**J**	**1910**	**J**	**1240**	**J**	**2400**		**1140**		**30.7**		**15.5**		**1310**		**6740**		**5540**	
BW-FT-WC-008-F-2211	**3.88**	**259**		**555**	**J**	**1940**		**670**		**26.2**		**4010**	**J**	**3500**	**J**	**4380**	**J**	**2950**	**J**	**3710**		**1750**		**94.9**		**42.1**		**2210**		**11100**		**6860**	
BW-FT-WC-009-F-2211	**1.73**	**246**		**486**	**J**	**1910**		**617**		**15.5**		**3640**	**J**	**2450**	**J**	**3420**	**J**	**2360**	**J**	**3230**		**1820**		**46**		**31**		**1680**		**8000**		**5490**	
BW-FT-WC-010-F-2211	**1.69**	**49.6**		**84.5**	**J**	**479**		**130**		**5.32**		**973**	**J**	**527**	**J**	**811**	**J**	**645**	**J**	**1150**		**501**		**19.2**		**4.51**		**573**		**3030**		**2270**	
BW-FT-WC-011-F-2211	**6.55**	**713**		**1700**	**J**	**6050**	**J**	**2790**	**J**	**69.8**	**J**	**10500**	**J**	**8410**	**J**	**11300**	**J**	**8050**	**J**	**8540**	**J**	**5230**	**J**	**150**		**116**		**4080**	**J**	**16300**	**J**	**9380**	**J**
BW-FT-WC-012-F-2211	**5.20**	**129**		**565**	**J**	**3050**	**J**	**828**	**J**	**18.7**	**J**	**4990**	**J**	**3620**	**J**	**5000**	**J**	**3140**	**J**	**4840**	**J**	**2530**	**J**	**76.7**		**35.8**		**2520**	**J**	**11200**	**J**	**6760**	**J**
BW-FT-WC-013-F-2211	**5.55**	**303**		**443**	**J**	**2400**	**J**	**640**	**J**	**30.7**	**J**	**3570**	**J**	**2190**	**J**	**3430**	**J**	**2810**	**J**	**4000**	**J**	**1900**	**J**	**120**		**22.9**		**1830**	**J**	**10100**	**J**	**7080**	**J**
BW-FT-WC-014-F-2211	**4.60**	**114**		**275**	**J**	**1710**	**J**	**489**	**J**	**10.1**	**J**	**2940**	**J**	**1900**	**J**	**2630**	**J**	**1740**	**J**	**2670**	**J**	**1370**	**J**	**42.8**		**14.2**		**1370**	**J**	**6700**	**J**	**4680**	**J**
BW-FT-WC-015-F-2211	**4.03**	**53.2**		**102**	**J**	**774**	**J**	**216**	**J**	**9.04**	**J**	**1490**	**J**	**780**	**J**	**1250**	**J**	**970**	**J**	**1610**	**J**	**742**	**J**	**30.7**		**8.59**		**938**	**J**	**5240**	**J**	**3790**	**J**
BW-FT-WC-016-F-2211	**4.29**	**58.2**		**100**	**J**	**703**	**J**	**197**	**J**	**5.74**	**J**	**1220**	**J**	**692**	**J**	**1190**	**J**	**1020**	**J**	**1600**	**J**	**731**	**J**	**47.3**		**6.57**		**788**	**J**	**4320**	**J**	**3050**	**J**
BW-FT-WC-017-F-2211	**4.48**	**88.2**		**119**	**J**	**937**	**J**	**174**	**J**	**6.85**	**J**	**1940**	**J**	**913**	**J**	**1490**	**J**	**1110**	**J**	**2310**	**J**	**1010**	**J**	**39.4**		**6.86**		**1130**	**J**	**6620**	**J**	**5020**	**J**
BW-FT-WC-018-F-2211	**4.79**	**48.1**		**113**	**J**	**660**	**J**	**177**	**J**	**5.9**	**J**	**1560**	**J**	**913**	**J**	**1510**	**J**	**1000**	**J**	**1840**	**J**	**826**	**J**	**44.8**		**12.8**		**990**	**J**	**5270**	**J**	**3500**	**J**
BW-FT-WC-019-F-2211	**3.87**	**60.5**		**90.6**	**J**	**824**	**J**	**237**	**J**	**9.46**	**J**	**1790**	**J**	**905**	**J**	**1640**	**J**	**1350**	**J**	**2150**	**J**	**1040**	**J**	**50**		**11.4**		**1040**	**J**	**5300**	**J**	**3650**	**J**

Table 1. Fish (Fillet) PCB Resu
Second MNR Report
Palos Verdes Shelf
Los Angeles County, California

Collection Area/Sample ID	PCB-105	Q	PCB-106/118	Q	PCB-110	Q	PCB-114	Q	PCB-119	Q	PCB-123	Q	PCB-126	Q	PCB-128/162	Q	PCB-138/163/164	Q	PCB-139/149	Q	PCB-151	Q	PCB-153	Q	PCB-156	Q	PCB-157	Q	PCB-158/160	Q	PCB-167	Q	PCB-168	Q	PCB-169	Q
Breakwater Zone																																				
BW-FT-SB-001-F-2206	**1820**		**6000**		**2350**		**98.8**		**66.3**		**60.5**		**10.4**		**1010**		**7380**		**2740**		**692**		**9560**		**645**		**163**		**492**		**220**		**9.66**		**0.733**	
BW-FT-SB-002-F-2206	**158**		**552**		**160**		**6.73**		**7.5**		**3.98**		**0.898**		**105**		**788**		**226**		**76.5**		**1030**		**57.2**		**16.6**		**58.4**		**22.9**		**1.29**		**0.175**	**J**
BW-FT-SB-003-F-2206	**388**		**1550**		**343**		**20.1**		**14.6**		**12.4**		**2.74**		**311**		**2460**		**605**		**243**		**3800**		**175**		**53.9**		**161**		**72.6**		5.19	U	0.353	U
BW-FT-SB-004-F-2206	**445**		**1480**		**650**		**20.5**		**45.4**		**14.1**		**3.34**		**270**		**2050**		**794**		**312**		**2890**		**139**		**36.3**		**134**		**65.7**		**3.64**		0.182	U
BW-FT-SB-005-F-2206	**623**		**2030**		**658**		**31.3**		**20.9**		**23.9**		**3.59**		**400**		**2650**		**922**		**261**		**3870**		**215**		**58.3**		**198**		**93.9**		**4.49**		**0.314**	**J**
BW-FT-SB-006-F-2206	**187**		**633**		**99.9**		**9.36**		**4.32**		**3.72**		**0.875**		**113**		**931**		**198**		**61.9**		**1290**		**80.1**		**21.7**		**76.8**		**18.8**		**1.81**		0.0779	U
BW-FT-SB-007-F-2206	**461**		**1590**		**548**		**19.5**		**22.9**		**12.5**		**2.87**		**295**		**2050**		**687**		**278**		**2760**		**153**		**45.3**		**144**		**63.5**		**3.25**		**0.317**	**J**
BW-FT-SB-008-F-2206	**286**		**1020**		**311**		**11.8**		**10.1**		**8.98**		**1.83**		**206**		**1350**		**411**		**133**		**1830**		**96.4**		**30.6**		**94.1**		**42.2**		**2.52**		**0.22**	**J**
BW-FT-SB-009-F-2206	**561**		**2430**	**J**	**404**	**J**	**33.9**		**8.59**		**7.95**		**2.56**		**511**		**4530**		**1020**		**502**		**7210**	**J**	**312**		**92.2**		**347**		**73.3**		**8.4**		0.352	U
BW-FT-SB-010-F-2206	**271**		**866**	**J**	**201**	**J**	**11**		**3.71**		**2.72**		**0.782**		**209**		**1390**		**406**		**140**		**1940**	**J**	**96.1**		**29.7**		**93.2**		**23.2**		**2.17**		0.174	U
BW-FT-SB-011-F-2206	**205**		**725**	**J**	**213**	**J**	**9.39**		**8.34**		**7.97**		**1.54**		**147**		**896**		**284**		**108**		**1240**	**J**	**67.9**		**21.5**		**62.1**		**33.6**		**1.64**		0.143	U
BW-FT-SB-012-F-2206	**1130**		**3530**	**J**	**1810**	**J**	**55.2**		**44.5**		**38.9**		**13.4**		**843**		**5020**		**1810**		**687**		**6270**	**J**	**454**		**127**		**479**		**216**		**8.15**		**0.525**	
BW-FT-SB-013-F-2206	**105**		**350**	**J**	**116**	**J**	**4.37**		**3.78**		**2.24**		**0.552**		**80.6**		**490**		**174**		**67.1**		**641**	**J**	**32.8**		**9.91**		**32.3**		**12.6**		**0.838**		**0.0752**	**J**
BW-FT-SB-014-F-2206	**511**		**1700**	**J**	**326**	**J**	**21.8**		**17.7**		**18.9**		**4.58**		**420**		**2380**		**540**		**193**		**3500**	**J**	**204**		**63.3**		**171**		**103**		**3.84**		**0.46**	**J**
BW-FT-SB-015-F-2206	**183**		**581**	**J**	**151**	**J**	**7.03**		**3.55**		**4.19**		**0.955**		**127**		**742**		**254**		**87.6**		**1010**	**J**	**55.5**		**18**		**51.5**		**20.4**		**1.61**		**0.108**	**J**
BW-FT-SB-016-F-2206	**204**		**680**	**J**	**244**	**J**	**8.84**		**10.5**		**4.76**		**1.08**		**132**		**975**		**311**		**128**		**1260**	**J**	**66.7**		**19.7**		**64.3**		**26.2**		**1.59**		0.119	U
BW-FT-SB-017-F-2206	**274**		**1110**	**J**	**100**	**J**	**13.5**		**17.3**		**7.45**		**1.37**		**247**		**1590**		**205**		**37.2**		**3200**	**J**	**129**		**38.4**		**132**		**41.4**		**3.49**		**0.208**	**J**
BW-FT-SB-018-F-2206	**242**		**908**	**J**	**106**	**J**	**11.5**		**5.59**		**5.54**		**0.986**		**209**		**1330**		**333**		**107**		**2250**	**J**	**105**		**34**		**97.1**		**35.2**		**2.21**		**0.194**	**J**
BW-FT-SB-019-F-2206	**490**		**1460**		**183**		**23.4**		**11**		**15.6**		1.99	U	**335**		**2420**		**396**		**166**		**4000**		**179**		**60.5**		**190**		**53.9**		**15.9**		0.328	U
BW-FT-SB-020-F-2206	**168**		**582**		**150**		**7.58**		**6.4**		**6.12**		**1.21**		**102**		**788**		**232**		**95.8**		**1200**		**53.8**		**16.7**		**48.5**		**26.5**		1.32	U	0.13	U
BW-FT-SB-021-F-2206	**480**		**1620**		**370**		**26.3**		**9.16**		**9.19**		**2.18**		**360**		**2530**		**698**		**333**		**3650**		**185**		**54.7**		**178**		**43.5**		**5.02**		0.213	U
BW-FT-SB-022-F-2206	**695**		**2120**		**501**		**36.8**		**13.9**		**16.4**		**2.35**		**399**		**2870**		**414**		**306**		**4290**		**234**		**56.8**		**241**		**86.7**		**4.09**		0.244	U
BW-FT-SB-023-F-2207	**254**		**1050**		**155**		**14.7**		**7.13**		**9.93**		**1.62**		**189**		**1590**		**367**		**104**		**2620**		**124**		**38.4**		**104**		**48.8**		**2.91**		0.281	U
BW-FT-SB-024-F-2207	**198**		**643**		**103**		**7.97**		**5.01**		**8.74**		**1.55**		**123**		**848**		**210**		**74.1**		**1080**		**62.3**		**20.9**		**54.4**		**30**		1.43	U	0.157	U
BW-FT-SB-025-F-2207	**261**		**915**		**301**		**12.5**		**10.6**		**7.12**		**3.03**		**179**		**1340**		**502**		**172**		**1910**		**95.5**		**29**		**77**		**49.5**		**2.28**		0.159	U
BW-FT-SB-026-F-2207	**1840**		**5910**		**1610**		**71.4**		**60.1**		**55.4**		**14.6**		**931**		**9070**		**3560**		**970**		**13700**		**577**		**136**		**668**		**290**		**18.7**		0.407	U
BW-FT-SB-027-F-2207	**193**		**653**		**118**		**9.3**		**7.73**		**6.54**		**1.5**		**121**		**904**		**246**		**84.1**		**1180**		**63.8**		**21.6**		**59.9**		**29.9**		**1.62**		0.178	U
BW-FT-SB-028-F-2207	**254**		**785**		**229**		**10.7**		**9.3**		**6.79**		**2.07**		**145**		**1110**		**344**		**161**		**1520**		**69.8**		**20**		**88.1**		**38.1**		1.64	U	0.156	U
BW-FT-SB-029-F-2207	**98.3**		**366**		**42.9**		**4.94**		1.85	U	**4.1**		0.695	U	**71.6**		**469**		**84.4**		**29.8**		**727**		**38.2**		**10.7**		**32.5**		**16.8**		**0.96**		0.142	U
BW-FT-SB-030-F-2207	**271**		**1050**		**117**		**14.6**		**4.87**		**12**		**2.01**		**195**		**1480**		**288**		**94.9**		**2210**		**142**		**42.8**		**103**		**68.2**		**1.9**		0.162	U
BW-FT-WC-001-F-2211	**2930**		**7330**		**6070**	**J**	**162**		**330**		**161**		**36.1**		**1670**		**9630**		**5710**		**1810**		**12800**		**786**		**220**		**805**		**419**		**27.8**		1.73	U
BW-FT-WC-002-F-2211	**3080**		**8770**		**6070**	**J**	**177**		**340**		**161**		**35.7**		**1520**		**10200**		**6410**		**2170**		**15000**		**838**		**219**		**904**		**432**		**38.5**		1.02	U
BW-FT-WC-003-F-2211	**843**		**2440**		**1860**	**J**	**37.6**		**104**		**32.7**		**13.1**		**353**		**3170**		**2040**		**634**		**3800**		**226**		**64.7**		**246**		**126**		**7.13**		3.35	U
BW-FT-WC-004-F-2211	**2310**		**5880**		**6050**	**J**	**142**		**262**		**117**		**22.6**		**1020**		**7160**		**4650**		**1460**		**9590**		**529**		**138**		**704**		**274**		19.3	U	0.944	U
BW-FT-WC-005-F-2211	**2170**		**5620**		**5590**	**J**	**127**		**255**		**119**		**26.7**		**1040**		**6930**		**4700**		**1460**		**9940**		**546**		**151**		**640**		**293**		**21.5**		0.685	U
BW-FT-WC-006-F-2211	**4010**		**12600**		**11300**	**J**	**225**		**546**		**214**		**46.6**		**2210**		**19000**		**10500**		**3550**		**23600**		**1120**		**314**		**1300**		**630**		**48.7**		**1.78**	
BW-FT-WC-007-F-2211	**1890**		**5990**		**4580**	**J**	**98.9**		**287**		**93.7**		**21.3**		**1200**		**8300**		**5260**		**1700**		**12700**		**553**		**181**		**644**		**317**		**21.1**		0.297	U
BW-FT-WC-008-F-2211	**2520**		**7030**		**7410**	**J**	**147**		**341**		**155**		**34.3**		**1420**		**9550**		**7280**		**2360**		**14300**		**705**		**203**		**857**		**393**		**36.3**		**1.56**	
BW-FT-WC-009-F-2211	**2100**		**5860**		**5210**	**J**	**130**		**255**		**122**		**21.4**		**1010**		**7060**		**5070**		**1630**		**10400**		**515**		**149**		**659**		**288**		**23.9**		0.533	U
BW-FT-WC-010-F-2211	**837**		**2590**		**1840**	**J**	**42.6**		**117**		**54.7**		**9.23**		**466**		**3360**		**2170**		**714**		**5240**		**241**		**71.2**		**289**		**136**		9.23	U	0.319	U
BW-FT-WC-011-F-2211	**5460**	**J**	**11900**	**J**	**12000**	**J**	**368**		**425**		**282**		**50.5**		**1970**		**14400**	**J**	**7040**		**2700**		**15800**	**J**	**1070**		**277**		**1430**		**540**	**J**	**20**		**1.97**	**J**
BW-FT-WC-012-F-2211	**3750**	**J**	**8980**	**J**	**8040**	**J**	**194**		**375**		**178**		**35.6**		**1570**		**11600**	**J**	**5430**		**1810**		**13800**	**J**	**823**		**226**		**952**		**451**	**J**	**21.1**		2.01	U
BW-FT-WC-013-F-2211	**3200**	**J**	**8560**	**J**	**5750**	**J**	**153**		**361**		**183**		**36.2**		**1620**		**11700**	**J**	**5290**		**1880**		**14500**	**J**	**831**		**244**		**928**		**479**	**J**	**20.5**		**2.09**	**J**
BW-FT-WC-014-F-2211	**2050**	**J**	**5310**	**J**	**3960**	**J**	**111**		**218**		**115**		**20.2**		**1040**		**7240**	**J**	**3460**		**1230**		**9210**	**J**	**512**		**141**		**584**		**279**	**J**	**16.8**		1.34	U
BW-FT-WC-015-F-2211	**1630**	**J**	**4890**	**J**	**3010**	**J**	**74.7**		**188**		**64.6**		**15.9**		**953**		**7390**	**J**	**3780**		**1380**		**10900**	**J**	**513**		**144**		**599**		**241**	**J**	**15.7**		0.479	U
BW-FT-WC-016-F-2211	**1380**	**J**	**4050**	**J**	**2440**	**J**	**63.1**		**144**		**71.7**		**16.2**		**648**		**5350**	**J**	**2710**		**989**		**7260**	**J**	**410**		**106**		**443**		**212**	**J**	**12.7**		0.465	U
BW-FT-WC-017-F-2211	**1950**	**J**	**5940**	**J**	**3540**	**J**	**82.6**		**244**		**102**		**21.6**		**1140**		**8830**	**J**	**4160**		**1390**		**12600**	**J**	**563**		**175**		**614**		**306**	**J**	**22.1**		1.53	U
BW-FT-WC-018-F-2211	**1570**	**J**	**4520**	**J**	**3050**	**J**	**72.6**		**165**		**85.5**		**19.6**		**734**		**5860**	**J**	**3390**		**1190**		**8270**	**J**	**446**		**131**		**428**		**236**	**J**	**9.76**		0.738	U
BW-FT-WC-019-F-2211	**1740**	**J**	**4550**	**J**	**3260**	**J**	**91.3**		**174**		**84.5**		**19.2**		**776**		**5910**	**J**	**3270**		**1130**		**8170**	**J**	**450**		**124**		**472**		**244**	**J**	**11.4**		0.852	U

Table 1. Fish (Fillet) PCB Resu
Second MNR Report
Palos Verdes Shelf
Los Angeles County, California

Collection Area/Sample ID	PCB-170	Q	PCB-177	Q	PCB-180	Q	PCB-182/187	Q	PCB-183	Q	PCB-189	Q	PCB-194	Q	PCB-195	Q	PCB-196/203	Q	PCB-201	Q	PCB-206	Q	PCB-209	Q	Total PCBs (sum of 46 congeners)	Q
Breakwater Zone																										
BW-FT-SB-001-F-2206	1210		430		3110		2990		942		51.8		664		194		1250		109		346		191		59800	J
BW-FT-SB-002-F-2206	137		54.8		340		434		107		5.99		89.9		30.7		129		15.3		54.7		32.6		6020	J
BW-FT-SB-003-F-2206	427		234		1000		1450		345		17.5		220		70.3		321		36.1		109		62		18000	J
BW-FT-SB-004-F-2206	316		178		784		1080		306		11.3		174		49.7		324		17.7		99.9		70.6		17100	J
BW-FT-SB-005-F-2206	508		217		1230		1470		555		20.3		312		94.4		545		43.8		181		116		22900	J
BW-FT-SB-006-F-2206	206		63.1		552		613		230		9.27		142		38.4		197		22.9		75.7		54.8		7330	J
BW-FT-SB-007-F-2206	367		196		872		1040		308		15.4		220		71		326		38		122		74.9		17200	J
BW-FT-SB-008-F-2206	257		112		569		631		230		10.8		170		51.8		252		24		104		74.7		10900	J
BW-FT-SB-009-F-2206	837		510		2250		2420		663		31.8		434		145		400		79.8		174		82.8		30900	J
BW-FT-SB-010-F-2206	227		128		523		667		160		8.42		121		38.9		158		23.8		66.9		43.8		9940	J
BW-FT-SB-011-F-2206	163		101		401		443		120		6.99		112		36.9		128		16.3		61.7		40.2		7520	J
BW-FT-SB-012-F-2206	782		368		1780		1420		554		31.2		299		103		386		58		140		70.2		37000	J
BW-FT-SB-013-F-2206	74.7		67.5		179		232		59.5		3.03		51.2		18.4		63.9		9.82		33.2		21.3		3920	J
BW-FT-SB-014-F-2206	536		199		1180		1090		331		24.2		397		156		454		45.6		274		176		18700	J
BW-FT-SB-015-F-2206	126		68.9		284		368		90.1		4.72		73.4		24.9		94		11.4		41.7		30.5		6060	J
BW-FT-SB-016-F-2206	155		122		371		430		112		5.95		89.7		29.4		127		16.3		51.9		33.2		7530	J
BW-FT-SB-017-F-2206	371		32.2		920		639		302		14.2		187		58.6		250		18.6		84.2		45.5		11900	J
BW-FT-SB-018-F-2206	280		89.9		672		764		219		11.6		165		65.6		237		29.2		95.3		53.7		10500	J
BW-FT-SB-019-F-2206	424		155		936		1140		283		17.8		271		85.3		272		31		125		76.1		17000	
BW-FT-SB-020-F-2206	130		88		333		428		105		6.34		92.5		31.2		122		17		53.6		26.5		6320	J
BW-FT-SB-021-F-2206	496		275		1220		1270		374		19.6		284		104		369		56.2		143		67		18800	
BW-FT-SB-022-F-2206	603		221		1640		1270		474		19.4		391		126		535		66.9		159		104		21500	
BW-FT-SB-023-F-2207	332		120		797		910		228		15.5		217		66.7		261		32.7		98.9		43.2		11900	
BW-FT-SB-024-F-2207	161		77		340		430		105		7.42		114		39.5		134		13.4		65.1		42.4		6420	J
BW-FT-SB-025-F-2207	217		145		549		643		153		8.4		130		38.2		181		24.1		97.2		65.3		10400	
BW-FT-SB-026-F-2207	1410		517		3920		3610		1240		51.5		571		193		725		98.9		199		83.8		70200	
BW-FT-SB-027-F-2207	163		85.7		383		467		117		7.16		102		35.1		126		14.7		52.1		39.6		6770	J
BW-FT-SB-028-F-2207	176		92.6		483		510		174		7.81		119		33.7		140		19.7		72.5		54.5		8940	J
BW-FT-SB-029-F-2207	107		27.8		249		237		74.8		4.82		83.2		28.6		97.8		8.79	U	50.4		36.1		3690	
BW-FT-SB-030-F-2207	306		118		907		803		213		13.2		212		54.9		291		32.6		102		53.8		10900	J
BW-FT-WC-001-F-2211	1780		1380		3820		3690		1090		45.8		710		265		917		129		288		88.7		105000	J
BW-FT-WC-002-F-2211	1930		1520		4620		4090		1300		51.6		761		279		1010		149		339		127		110000	J
BW-FT-WC-003-F-2211	545		422		1300		1240		287		17		276		97.3		267		43.7		136		53.6		32600	J
BW-FT-WC-004-F-2211	1400		1030		3510		3140		1130		35		736		262		994		130		357		126		90800	J
BW-FT-WC-005-F-2211	1290		1010		3050		2930		935		35.3		633		243		928		118		306		94.4		85300	J
BW-FT-WC-006-F-2211	2830		2250		7970		6760		2480		75.7		1550		600		2410		303		800		322		185000	J
BW-FT-WC-007-F-2211	1590		1230		3720		4170		1240		36		966		371		1470		163		631		259		85100	J
BW-FT-WC-008-F-2211	1630		1380		4250		3890		1200		43.6		738		281		1090		137		313		94.6		114000	J
BW-FT-WC-009-F-2211	1380		1030		3290		3070		1050		33.4		720		274		1020		126		330		128		88400	J
BW-FT-WC-010-F-2211	620		479		1420		1560		461		15.2		342		131		467		58.7		181		73.5		35200	J
BW-FT-WC-011-F-2211	2710		1860		7190		4940		1900		60.5		1340		534		1710		227		562		179		192000	J
BW-FT-WC-012-F-2211	1720		1360		3870		3710		1220		49.2		870		339		1140		152		416		152		123000	J
BW-FT-WC-013-F-2211	1780		1470		4260		4100		1250		49.4		786		331		1100		143		320		85.2		112000	J
BW-FT-WC-014-F-2211	1270		1020		3080		2820		871		32.8		684		267		909		113		335		124		75700	J
BW-FT-WC-015-F-2211	1330		960		3330		3450		1070		22.8		742		273		1080		136		450		196		66800	J
BW-FT-WC-016-F-2211	925		720		2210		2080		629		22.6		462		165		579		79.9		221		93.2		50200	J
BW-FT-WC-017-F-2211	1460		1070		3490		3750		1010		35.4		986		337		1150		151		621		325		79000	J
BW-FT-WC-018-F-2211	983		808		2280		2220		685		25.7		460		170		565		87		228		104		57300	J
BW-FT-WC-019-F-2211	1070		812		2480		2340		709		26.3		530		190		664		93.9		259		105		59900	J

Table 1. Fish (Fillet) PCB Results
Second MNR Report
Palos Verdes Shelf
Los Angeles County, California

Collection Area/Sample ID	Percent Lipids (Bligh & Dyer)	PCB-5/8	Q	PCB-18	Q	PCB-28	Q	PCB-31	Q	PCB-37	Q	PCB-43/49	Q	PCB-44	Q	PCB-52/69	Q	PCB-61/70	Q	PCB-66/76	Q	PCB-74	Q	PCB-77	Q	PCB-81	Q	PCB-87/117/125	Q	PCB-90/101	Q	PCB-99	Q
BW-FT-WC-020-F-2211	**3.85**	**439**		**935**	J	**4140**	J	**1420**	J	**47.5**	J	**8390**	J	**6490**	J	**8410**	J	**5690**	J	**6230**	J	**4030**	J	**135**		**19.7**		**3380**	J	**16700**	J	**10600**	J
BW-FT-WC-021-F-2211	**2.70**	**207**		**422**		**1950**		**459**		**8.12**		**3560**		**2100**		**2850**		**1970**		**3500**		**1680**		**55.4**		**9.27**		**1410**		**7560**		**5020**	
BW-FT-WC-022-F-2211	**2.46**	**372**		**1120**		**3100**		**1310**		**27.7**		**6030**		**4530**		**5890**		**3780**		**5360**		**3020**		**102**		**63.9**		**2380**		**11100**		**6610**	
BW-FT-WC-023-F-2211	**5.22**	**167**		**359**		**1680**		**603**		**37.7**		**3370**		**2360**		**3550**		**2990**		**4060**		**1750**		**182**		**25.2**		**2090**		**13100**		**7740**	
BW-FT-WC-024-F-2211	**2.93**	**114**		**739**		**2820**		**954**		**5.24**		**5370**		**4180**		**5460**		**3610**		**5030**		**2960**		**69.7**		**23.8**		**2300**		**9530**		**5810**	
BW-FT-WC-025-F-2211	**2.43**	**76.3**		**151**		**990**		**327**		**27.9**		**2020**		**1140**		**1890**		**1930**		**2480**		**1180**		**108**		**19.5**		**1170**		**6420**		**4030**	
BW-FT-WC-026-F-2211	**2.39**	**104**		**186**		**844**		**232**		**9.93**		**1620**		**1090**		**1630**		**1210**		**1810**		**810**		**54.4**		**17**		**836**		**4710**		**3000**	
BW-FT-WC-027-F-2211	**4.10**	**97**		**227**		**1120**		**365**		**10.4**		**2320**		**1290**		**2420**		**1720**		**2980**		**1310**		**98.3**		**12.7**		**1270**		**7940**		**5180**	
BW-FT-WC-028-F-2211	**2.86**	**137**		**238**		**1490**		**431**		**26.1**		**2760**		**1470**		**2200**		**2030**		**3230**		**1450**		**96.5**		**30.5**		**1290**		**7650**		**5590**	
BW-FT-WC-029-F-2211	**3.26**	**163**		**311**		**1520**		**532**		**9.4**		**2740**		**1710**		**2460**		**2110**		**3080**		**1400**		**94.5**		**15.3**		**1360**		**7230**		**4970**	
BW-FT-WC-030-F-2211	**2.57**	**97.2**		**264**		**1810**		**486**		**8.86**		**3460**		**1930**		**3150**		**2510**		**4170**		**1980**		**105**		**13.8**		**1700**		**9660**		**6490**	
Huntington Flats																																	
HF-FT-SB-001-F-2205	**1.78**	**2.2**		**7.8**		**166**		**11.3**		0.129	U	**784**		**120**		**647**		**143**		**928**		**576**		**4.4**		3.6	U	**717**		**4710**		**4600**	
HF-FT-SB-002-F-2205	**1.08**	**5.24**		**6.27**		**70**		**4.33**		**0.202**	J	**245**		**31.5**		**188**		**39.7**		**276**		**236**		**3.26**		**1.48**		**232**		**1760**		**2020**	
HF-FT-SB-003-F-2205	**0.363**	0.209	U	**5.34**		**773**		**2.8**		0.144	U	**3490**		**563**		**4820**		**109**		**2660**		**2440**		**0.379**	J	**23.9**		**1790**		**9800**		**6600**	
HF-FT-SB-004-F-2205	**0.324**	0.121	U	**0.676**		**24.1**		**1.32**		0.182	U	**82**		**19.8**		**89.8**		**13.9**		**90.8**		**85.7**		0.0597	U	**1.18**		**111**		**566**		**806**	
HF-FT-SB-005-F-2205	**0.442**	**0.962**		**1.12**		**30.6**		**2.24**		0.0646	U	**101**		**33.1**		**90.8**		**32.3**		**109**		**73.7**		**0.474**	J	**0.796**		**86.7**		**537**		**477**	
HF-FT-SB-006-F-2205	**0.298**	0.468	U	**0.652**		**22.8**		**1.58**		0.0685	U	**114**		**2.03**		**69**		**16.5**		**84.6**		**96.5**		**0.132**	J	**1.44**		**125**		**703**		**699**	
HF-FT-SB-007-F-2205	**0.357**	**0.769**	J	**0.752**		**102**		**0.381**	J	**0.123**	J	**1090**		**86.9**		**1080**		**5.39**		**698**		**692**		**0.576**		**6.54**		**725**		**6840**		**6200**	
HF-FT-SB-008-F-2205	**0.464**	**0.728**	J	**0.837**		**14.3**		**0.837**		0.0616	U	**180**		**6.14**		**183**		**10.3**		**176**		**218**		**0.545**		**1.54**		**236**		**1530**		**1170**	
HF-FT-SB-009-F-2205	**0.705**	**1.12**		**1.06**		**59.1**		**3.05**		0.0604	U	**197**		**2.44**		**107**		**50.9**		**245**		**177**		**0.841**		**1.14**		**155**		**1090**		**1090**	
HF-FT-SB-010-F-2205	**0.503**	0.694	U	**1.36**		**61.7**		**4.22**		0.0601	U	**206**		**69**		**184**		**52.7**		**241**		**190**		**1.05**		**0.856**		**168**		**854**		**784**	
HF-FT-SB-011-F-2205	**1.01**	**0.933**		**1.05**		**43.3**		**2.8**		**0.0397**	J	**136**		**25.7**		**106**		**37.7**		**169**		**115**		**0.958**		**0.97**		**125**		**773**		**957**	
HF-FT-SB-012-F-2205	**0.681**	**1.43**		**2.97**		**48.6**		**3.05**		0.062	U	**168**		**69.2**		**158**		**36.9**		**197**		**125**		**0.917**		**0.584**		**126**		**767**		**821**	
HF-FT-SB-013-F-2205	**0.549**	0.26	U	1.11	U	**27.7**		**1.69**		0.134	U	**164**		**39.7**		**164**		**16.7**		**162**		**102**		0.477	U	1.24	U	**106**		**628**		**538**	
HF-FT-SB-014-F-2205	**0.839**	0.262	U	**1.12**		**49.6**		**3.06**		**0.134**	J	**255**		**42.4**		**233**		**56.8**		**385**		**344**		**0.628**		**3.85**		**301**		**1730**		**1990**	
HF-FT-SB-015-F-2205	**1.14**	**1.61**		**1.71**		**98.7**		**3.15**		0.056	U	**279**		**43.1**		**208**		**47**		**337**		**183**		**1.18**		**0.819**		**180**		**1300**		**1190**	
HF-FT-SB-016-F-2205	**0.539**	0.162	U	**0.631**		**136**		**2.12**		**0.0983**	J	**712**		**76.8**		**792**		**38.8**		**669**		**393**		**0.701**		**4.28**		**487**		**3680**		**2850**	
HF-FT-SB-017-F-2205	**0.836**	1.06	U	**0.896**		**46.9**		**1.73**		**0.153**	J	**147**		**17.7**		**103**		**23.3**		**197**		**128**		**1.88**		**1.19**		**98.5**		**782**		**1170**	
HF-FT-SB-018-F-2205	**0.817**	0.155	U	**0.805**		**18.8**		**1.56**		**0.0262**	J	**66.8**		**15.7**		**59.9**		**18.9**		**56.1**		**40.8**		0.218	U	**0.447**	J	**49.4**		**315**		**260**	
HF-FT-SB-019-F-2205	**0.687**	0.2	U	**0.436**	J	**14.4**		**0.517**		**0.0638**	J	**47.4**		**12.8**		**42.8**		**6.97**		**72.4**		**38**		**0.518**		**0.394**	J	**33.2**		**236**		**286**	
HF-FT-SB-020-F-2205	**0.472**	0.082	U	**0.449**	J	**217**		**0.324**	J	**0.552**		**2150**		**153**		**2480**		**10.1**		**1030**		**1320**		**0.318**	J	**12.4**		**1650**		**11100**		**7130**	
HF-FT-SB-021-F-2205	**0.734**	**0.652**	J	**0.679**		**31.2**		**1.47**		**0.0776**	J	**96.4**		**19.3**		**101**		**24.6**		**130**		**78.8**		**0.666**		**0.559**		**104**		**667**		**647**	
HF-FT-SB-022-F-2205	**0.753**	**0.643**	J	**1.92**		**53.4**		**2.1**		**0.145**	J	**210**		**39**		**180**		**36.3**		**225**		**148**		**0.894**		**1.05**		**160**		**1000**		**1040**	
HF-FT-SB-023-F-2205	**0.671**	0.243	U	**1.05**		**21.6**		**1.26**		0.105	U	**55.5**		**9.29**		**49.7**		**11.7**		**84.3**		**45.6**		**1.07**		**1.42**		**34.9**		**265**		**329**	
HF-FT-SB-024-F-2205	**0.418**	1.15	U	**0.827**		**60.2**		**1.2**		**0.15**	J	**421**		**83.1**		**438**		**19.6**		**361**		**278**		**0.596**		**4.94**		**319**		**1720**		**1150**	
HF-FT-SB-025-F-2205	**0.484**	**0.869**	J	**0.728**		**31**		**0.558**		**0.131**	J	**308**		**28.3**		**329**		**15.3**		**261**		**310**		0.0652	U	**14.3**		**390**		**2900**		**2420**	
HF-FT-SB-026-F-2205	**0.431**	0.168	U	**1.05**		**23.7**		**0.991**		0.046	U	**71.5**		**15.9**		**64.2**		**13.2**		**93.9**		**54.8**		**0.506**		**0.713**		**53.2**		**347**		**466**	
HF-FT-SB-027-F-2205	**0.197**	0.216	U	**0.626**		**19.9**		**0.669**		**0.102**	J	**146**		**14.3**		**114**		**13.1**		**146**		**157**		**0.285**	J	**2.07**		**178**		**1130**		**1230**	
HF-FT-SB-028-F-2205	**0.703**	**1.22**		**0.669**		**48**		**1.73**		**0.154**	J	**247**		**3.33**		**73.2**		**25**		**193**		**277**		**0.427**	J	**2.79**		**165**		**1290**		**964**	
HF-FT-SB-029-F-2205	**0.628**	**1.36**		**1.23**		**22.2**		**2.35**		**0.284**	J	**89.7**		**10.8**		**78.7**		**16.6**		**97.7**		**69**		**0.302**	J	**1.58**		**68**		**525**		**520**	
HF-FT-SB-030-F-2205	**0.336**	**1.62**		**1.66**		**46.5**		**3.89**		**0.25**	J	**254**		**58.5**		**212**		**43.7**		**209**		**212**		**0.678**		**3.08**		**294**		**1590**		**1700**	
Redondo Flats																																	
RF-FT-SB-001-F-2205	**0.0530**	1.29	U	**1.32**		**63.2**		**2.95**		**0.355**	J	**359**		**62.6**		**236**		**68.3**		**561**		**327**		**6.04**		**5.71**		**462**		**2360**		**2760**	
RF-FT-SB-002-F-2205	**0.175**	**0.844**	J	**0.972**		**49.9**		**1.8**		**0.254**	J	**264**		**22.8**		**175**		**41**		**428**		**277**		**3.75**		**10.7**		**321**		**1970**		**2830**	
RF-FT-SB-003-F-2205	**0.501**	0.147	U	0.562	U	**27.5**	J	**0.842**		**0.0757**	J	**189**	J	**19.9**	J	**143**	J	**10.5**		**151**		**127**		**0.446**	J	**1.12**		**174**		**1150**		**1200**	
RF-FT-SB-004-F-2205	**0.506**	**0.783**	J	1.26	U	**35.9**	J	**1.81**		**0.134**	J	**210**	J	**47.3**	J	**149**	J	**26.4**		**257**		**194**		**0.965**		**0.95**		**252**		**1930**		**2100**	
RF-FT-SB-005-F-2205	**0.392**	**1.34**		1.8	U	**125**	J	**7.55**		**0.17**	J	**555**	J	**84.9**	J	**379**	J	**143**		**753**		**487**		**2.85**		**5.12**		**499**		**3090**		**4200**	
RF-FT-SB-006-F-2205	**0.707**	**0.812**	J	0.743	U	**30.5**	J	**1.82**		**0.0842**	J	**107**	J	**19.4**	J	**85.2**	J	**29.5**		**180**		**145**		**1.66**		**1.6**		**123**		**965**		**1200**	
RF-FT-SB-007-F-2205	**0.559**	0.13	U	0.699	U	**61.8**	J	**1.75**		0.117	U	**271**	J	**44.2**	J	**182**	J	**38.3**		**348**		**215**		**0.991**		**2.94**		**251**		**1670**		**1810**	

Table 1. Fish (Fillet) PCB Resu
Second MNR Report
Palos Verdes Shelf
Los Angeles County, California

Collection Area/Sample ID	PCB-105	Q	PCB-106/118	Q	PCB-110	Q	PCB-114	Q	PCB-119	Q	PCB-123	Q	PCB-126	Q	PCB-128/162	Q	PCB-138/163/164	Q	PCB-139/149	Q	PCB-151	Q	PCB-153	Q	PCB-156	Q	PCB-157	Q	PCB-158/160	Q	PCB-167	Q	PCB-168	Q	PCB-169	Q
BW-FT-WC-020-F-2211	4650	J	12800	J	12300	J	266		476		250		46		1940		15200	J	9180		2710		17400	J	1000		278		1140		544	J	30.1		1.85	J
BW-FT-WC-021-F-2211	1980		5700		4800		104		284		132		17.8		1050		7470		4550		1520		10100		545		155		655		300		21.3		1.65	
BW-FT-WC-022-F-2211	3150		8260		7680		199		337		158		31.8		1400		9900		5720		2090		12100		781		213		1020		402		23.6		1.3	U
BW-FT-WC-023-F-2211	2940		9920		8480		153		343		156		39.8		1490		13900		9080		2850		17100		948		271		943		498		26.4	U	1.9	
BW-FT-WC-024-F-2211	2840		7050		7570		186		286		148		24		1160		8460		5290		1790		10000		670		171		909		336		18.1		0.344	U
BW-FT-WC-025-F-2211	1830		5260		4090		97		194		96		22		840		6920		4140		1410		8860		557		162		559		298		15.4		1.23	
BW-FT-WC-026-F-2211	1260		3700		2870		59.2		156		66.4		12.8		649		5080		3170		1100		6410		390		105		401		197		12.8		1	U
BW-FT-WC-027-F-2211	2220		6510		4670		106		266		131		24.2		1170		8510		4950		1840		11300		688		191		736		358		13.4		1.65	
BW-FT-WC-028-F-2211	2060		6380		4670		99.8		300		119		20.8		1130		8320		4610		1590		11500		600		180		655		341		22		1.59	
BW-FT-WC-029-F-2211	2080		5960		4530		104		254		146		24.2		1090		8270		4910		1660		10700		654		191		644		358		12.2		2.34	
BW-FT-WC-030-F-2211	2720		7990		6130		144		351		178		29.2		1530		10500		6090		2040		13300		824		239		890		455		18		2.02	
Huntington Flats																																				
HF-FT-SB-001-F-2205	1550		6180		1280		69.6		48.9		64.9		11.9		1230		9820		2420		902		14300		636		204		586		316		18.5		1.53	
HF-FT-SB-002-F-2205	529		3050		489		28.1		33.3		27.9		5.09		493		3100		980		323		7460		231		107		185		245		8.86		0.912	
HF-FT-SB-003-F-2205	3690		9740		4290		157		82		69.5		13.6		1250		7980		3160		807		9680		667		176		682		254		16.9		1.15	
HF-FT-SB-004-F-2205	307		1050		148		12.8		2.96		4.61		1.05		254		1680		214		148		2700		139		43.7		140		30.4		4.7		0.133	U
HF-FT-SB-005-F-2205	151		645		177		7.64		7.16		6.27		1.15		123		980		352		122		1460		65.3		22.2		64.4		29		2.57		0.243	J
HF-FT-SB-006-F-2205	272		919		151		11.7		2.93		4.88		1.07		202		1450		435		124		2370		109		32.5		97.9		37		3.02		0.355	J
HF-FT-SB-007-F-2205	1770		7700		1460		69.7		17.5		24.1		5.99		1280		9730		2770		775		13500		654		223		681		237		17.3		0.779	
HF-FT-SB-008-F-2205	602		1840		153		27.4		3.86		10.7		2.21		318		2260		528		201		3170		181		48.6		202		68.3		5.41		0.291	J
HF-FT-SB-009-F-2205	435		1560		216		19.2		9.35		16.2		3.18		361		2400		595		136		4320		189		62.8		166		90		6.58		0.544	
HF-FT-SB-010-F-2205	356		1080		276		18.6		9.62		11		1.34		211		1470		390		205		2250		127		33.1		140		44.7		3.53		0.173	U
HF-FT-SB-011-F-2205	326		1240		194		16.1		10.7		9.35		1.72		298		2130		451		183		3670		170		56.3		150		50.3		4.05	J	0.358	J
HF-FT-SB-012-F-2205	282		1090		250		12.1		9.52		11		2.12		257		1710		434		183		3160		121		41.7		111		62.5		4.77		0.279	U
HF-FT-SB-013-F-2205	210		730		218		10.6		3.63		7.79		2.35		149		1010		354		115		1410		66.1		21.3		68.9		29.2		6.08		0.176	U
HF-FT-SB-014-F-2205	738		2550		376		42		18.7		14.9		2.38		469		3700		775		339		6030		260		77.1		306		94.9		13.1		0.304	U
HF-FT-SB-015-F-2205	391		1550		343		18.1		12.7		11.9		3.4		318		2460		812		233		4210		175		53.5		174		73		7.53		0.176	U
HF-FT-SB-016-F-2205	1090		4400		783		39.4		9.38		28.7		7.38		648		4820		2010		459		7800		394		115		357		194		8.6		0.253	U
HF-FT-SB-017-F-2205	323		1370		195		12.6		10.7		8.67		1.9	U	300		1990		500		138		3620		131		49		128		64.7		6.98		0.186	U
HF-FT-SB-018-F-2205	85.6		378		75.9		4.08		2.04		1.84	U	0.675		63.2		540		210		65.9		872		39		13		31.6		17.4		1.78	U	0.152	U
HF-FT-SB-019-F-2205	98.6		391		53		4.12		2.65		4.51		0.975		104		737		131		54.6		1080		48.5		18.7		39.8		22.4		1.69		0.129	U
HF-FT-SB-020-F-2205	3370		9880		2780		138		23.8		24		9.59		1850		13600		5500		1560		18500		980		269		881		259		20.1		1.29	U
HF-FT-SB-021-F-2205	222		908		130		11.6		3.88		7.6		1.35		212		1580		382		172		2590		114		38.3		108		42.2		2.38		0.126	U
HF-FT-SB-022-F-2205	339		1400		273		15		11		14.6		2.43		316		2070		560		195		3850		149		50.5		142		68		7.74		0.125	U
HF-FT-SB-023-F-2205	103		399		93.5		4.92		11.9		5.09		1.38		95.7		660		144		50.8		980		42.7		17.2		37.8		24.4		2		0.131	U
HF-FT-SB-024-F-2205	474		1440		655		21.4		19.9		11.6		2.71		270		2070		907		299		2780		115		32.6		141		58.6		5.33		0.422	U
HF-FT-SB-025-F-2205	1000		3300		848		52		50.5		10.4		4		735		5040		1780		569		7570		384		101		354		112		14.3		0.694	
HF-FT-SB-026-F-2205	138		546		87.4		6.03		5.36		5.39		1.23		148		943		169		73.1		1370		65.6		22.7		57.9		26.9		3.66		0.121	U
HF-FT-SB-027-F-2205	437		1790		318		27		9.16		9.53		2.39		387		2810		514		238		4260		242		74.8		203		75.2		7.04		0.199	U
HF-FT-SB-028-F-2205	343		1260		221		17.4		10.6		7.14		2.11		236		1570		565		120		2330		93.2		27.7		108		46		3.93		0.134	U
HF-FT-SB-029-F-2205	162		688		139		8.93		4.25		5.53		1.24		143		1120		343		96.8		2000		75.6		23.6		73.8		29.7		4.62		0.156	U
HF-FT-SB-030-F-2205	582		2170		578		31.1		17.5		11.7		3.4		558		3530		1250		437		5440		265		78.4		243		85.9		10.4		0.629	
Redondo Flats																																				
RF-FT-SB-001-F-2205	1160		4390		884		54.2		31.3		39.9		7.78		874		6910		1690		638		8720		496		161		434		224		16.1		0.596	U
RF-FT-SB-002-F-2205	1180		4520		578		53		24		43.1		7.82		1130		8040		1330		517		11100		672		216		479		307		8.9		0.242	U
RF-FT-SB-003-F-2205	484		1640		329		20.2		5.24		7.84		1.75		432		3020		719		246		4260		241		85.9		212		79.5		7.8		0.175	U
RF-FT-SB-004-F-2205	668		2770		481		31.9		27.9		22.1		3.69		645		4930		989		462		7910		394		121		384		154		9.82		0.188	U
RF-FT-SB-005-F-2205	1810		6260		1200		91.4		76		50		8.51		1500		10200		1850		882		13300		893		250		730		329		19.2		0.699	
RF-FT-SB-006-F-2205	412		1650		229		23.1		13.5		19.1		2.8		350		2630		468		171		4140		227		73.1		197		94		10.1		0.184	U
RF-FT-SB-007-F-2205	705		2520		587		32.6		25.4		21.7		4.16		716		4280		929		395		6140		364		110		316		131		12.3		0.161	U

Table 1. Fish (Fillet) PCB Resu
Second MNR Report
Palos Verdes Shelf
Los Angeles County, California

Collection Area/Sample ID	PCB-170	Q	PCB-177	Q	PCB-180	Q	PCB-182/187	Q	PCB-183	Q	PCB-189	Q	PCB-194	Q	PCB-195	Q	PCB-196/203	Q	PCB-201	Q	PCB-206	Q	PCB-209	Q	Total PCBs (sum of 46 congeners)	Q
BW-FT-WC-020-F-2211	2230		1740		6260		4780		1640		62.1		1260		471		1510		201		583		190		178000	J
BW-FT-WC-021-F-2211	1310		1060		3180		3040		942		33.7		638		279		895		118		366		133		84100	
BW-FT-WC-022-F-2211	1920		1500		4760		3610		1170		45		838		376		1040		151		437		175		124000	
BW-FT-WC-023-F-2211	1970		1710		5060		4720		1380		58		697		281		1070		160		328		134		131000	
BW-FT-WC-024-F-2211	1640		1200		4030		3070		1080		33.1		710		330		951		139		373		143		110000	
BW-FT-WC-025-F-2211	1260		1020		3050		2900		873		33.9		542		231		826		117		292		136		70600	
BW-FT-WC-026-F-2211	869		731		2030		2090		610		22.3		342		145		491		66.5		184		78.4		51500	
BW-FT-WC-027-F-2211	1620		1280		3850		3480		1070		39.8		578		267		833		123		287		127		85600	
BW-FT-WC-028-F-2211	1390		1200		3360		3460		926		33.2		649		308		805		122		401		192		85600	
BW-FT-WC-029-F-2211	1580		1300		3560		3390		874		37.6		667		302		868		120		345		115		84500	
BW-FT-WC-030-F-2211	1940		1460		4420		4280		1290		48.4		832		367		1240		156		430		173		108000	
Huntington Flats																										
HF-FT-SB-001-F-2205	1540		836		4000		3670		1010		58.7		832		284		1050		131		436		194		67100	
HF-FT-SB-002-F-2205	814		390		1680		1700		517		33		498		147		584		96.1		267		154		29300	J
HF-FT-SB-003-F-2205	1110		405		3250		2380		729		40.3		700		153		802		149		465		181		86200	J
HF-FT-SB-004-F-2205	352		88.6		880		530		252		13.8		245		81.5		327		41.4		150		87.5		11800	
HF-FT-SB-005-F-2205	179		122		431		468		117		7.37		101		35.5		123		20.8		53.7		31.3		7480	J
HF-FT-SB-006-F-2205	299		98.5		734		674		188		11.9		214		72.1		283		34.3		147		89.4		11000	J
HF-FT-SB-007-F-2205	1290		659		3580		2890		846		49.8		685		200		778		140		340		238		70100	J
HF-FT-SB-008-F-2205	339		151		850		765		247		13.8		186		64.2		221		37.5		111		62.6		16400	J
HF-FT-SB-009-F-2205	612		112		1440		1230		370		28.9		540		168		558		61.6		336		188		19400	
HF-FT-SB-010-F-2205	330		139		884		609		233		12.9		252		81.9		298		41.2		157		106		12600	
HF-FT-SB-011-F-2205	448		157		1100		921	J	354		18.8		288		107		403		43.4		165		97.5		15600	J
HF-FT-SB-012-F-2205	425		206		939		982		265		18.4		359		121		335		43.3		255		153		14400	
HF-FT-SB-013-F-2205	191		89.3		430		545		124		7.62		129		43		142		19		91.3		64.1		8240	
HF-FT-SB-014-F-2205	725		220		1920		1700		592		23		476		152		621		72.5		253		149		28100	J
HF-FT-SB-015-F-2205	422		187		1050		1300		324		16.4		229		68.7		298		41.2		114		62.9		18800	
HF-FT-SB-016-F-2205	760		300		2160		2330		542		32.5		513		142		706		93.4		333		243		41200	J
HF-FT-SB-017-F-2205	423		119		885		1350		288		18.3		342		117		410		43.6		235		142		15900	J
HF-FT-SB-018-F-2205	94.8		46.1		256		313		68.3		4.7		69.4		19.4		84.5		10.6		40.8		25.4		4340	J
HF-FT-SB-019-F-2205	192		74.5		391		494		110		8.43		189		59.2		235		18.6		149		119		5620	J
HF-FT-SB-020-F-2205	2100		969		5720		6530		1440		84.7		1280		415		1720		308		902		307		109000	J
HF-FT-SB-021-F-2205	331		151		773		873		235		13.4		263		86.1		306		37.2		170		96.3		11800	J
HF-FT-SB-022-F-2205	483		222		1170		969		333		19.4		387		114		447		52		255		139		17200	J
HF-FT-SB-023-F-2205	154		72.4		319		381		86.1		7.95		158		60.6		165		14.6		132		97.3		5230	
HF-FT-SB-024-F-2205	220		209		556		978		222		10		118		37.9		142		24.3		73.5		60.9		16800	J
HF-FT-SB-025-F-2205	739		381		1780		2410		523		29.4		309		135		438		69.5		119		47.3		35900	J
HF-FT-SB-026-F-2205	231		95.3		499		604		152		10.3		209		72.1		223		22.2		158		97.9		7250	
HF-FT-SB-027-F-2205	580		265		1430		1070		342		22.1		340		103		379		53.1		195		137		19500	J
HF-FT-SB-028-F-2205	190		53.5		464		756		160		6.53		77.6		28.5		109		15.4		37.7		21.2		12200	J
HF-FT-SB-029-F-2205	224		83.2		592		630		178		8.46		143		44.5		167		24.1		76.5		43		8640	J
HF-FT-SB-030-F-2205	633		328		1560		1660		460		23.3		327		105		427		55.9		178		107		25800	J
Redondo Flats																										
RF-FT-SB-001-F-2205	1160		540		3190		3070		827		44		737		199		972		112		478		314		45700	J
RF-FT-SB-002-F-2205	1780		519		4920		4170		1290		80.4		1320		373		1900		160		814		492		54400	J
RF-FT-SB-003-F-2205	673		225		1620		1630		512		26.8		491		153		643		81.6		412		267		21700	J
RF-FT-SB-004-F-2205	1160		298		3210		2550		889		44.6		783		266		1060		129		633		397		36600	J
RF-FT-SB-005-F-2205	1820		421		4870		3500		1440		72.4		1160		353		1780		172		911		577		66900	J
RF-FT-SB-006-F-2205	573		149		1480		1320		398		22.5		378		107		483		60		290		205		19100	J
RF-FT-SB-007-F-2205	925		310		2460		2120		771		35.2		603		195		969		104		474		333		31500	J

Table 1. Fish (Fillet) PCB Results
Second MNR Report
Palos Verdes Shelf
Los Angeles County, California

Collection Area/Sample ID	Percent Lipids (Bligh & Dyer)	PCB-5/8	Q	PCB-18	Q	PCB-28	Q	PCB-31	Q	PCB-37	Q	PCB-43/49	Q	PCB-44	Q	PCB-52/69	Q	PCB-61/70	Q	PCB-66/76	Q	PCB-74	Q	PCB-77	Q	PCB-81	Q	PCB-87/117/125	Q	PCB-90/101	Q	PCB-99	Q
RF-FT-SB-008-F-2205	**0.337**	0.178	U	0.584	U	**22.2**	**J**	**0.727**		**0.0599**	**J**	**177**	**J**	**29.2**	**J**	**130**	**J**	**12.5**		**175**		**154**		**0.46**	**J**	**1.67**		**235**		**1320**		**1560**	
RF-FT-SB-009-F-2205	**0.757**	**1.01**		2.75	U	**42.7**	**J**	**3.68**		**0.191**	**J**	**231**	**J**	**53.4**	**J**	**152**	**J**	**55.8**		**256**		**203**		**3.49**		**3.25**		**285**		**1540**		**1760**	
RF-FT-SB-010-F-2205	**0.728**	**0.775**	**J**	1.53	U	**39.1**	**J**	**3.66**		**0.144**	**J**	**124**	**J**	5.41	U	**44.4**	**J**	**43.5**		**173**		**128**		**2.98**		**1.43**		**127**		**874**		**915**	
RF-FT-SB-011-F-2205	**1.14**	**1.32**		2.99	U	**87.9**	**J**	**2.23**		**0.181**	**J**	**441**	**J**	**70.6**	**J**	**277**	**J**	**56.6**		**502**		**343**		**2.47**	**J**	**3.89**		**384**		**2580**		**3130**	
RF-FT-SB-012-F-2205	**0.451**	**0.38**	**J**	0.815	U	**38.5**	**J**	**1.65**		0.0492	U	**172**	**J**	**48.5**	**J**	**116**	**J**	**28.2**		**164**		**102**		**0.32**	**J**	**2.56**		**145**		**817**		**798**	
RF-FT-SB-013-F-2205	**0.732**	**0.883**	**J**	1.02	U	**24.3**	**J**	**2.12**		**0.0603**	**J**	**101**	**J**	**28.2**	**J**	**84.2**	**J**	**22.3**		**121**		**86.5**		**0.555**		**1.55**		**114**		**602**		**789**	
RF-FT-SB-014-F-2205	**0.475**	1.7	U	**2.35**		**38.1**		**3.1**		**0.268**	**J**	**255**		**47.9**		**139**		**62.3**		**376**		**218**		**4.79**		**2.71**		**283**		**1840**		**2010**	
RF-FT-SB-015-F-2205	**0.145**	**0.907**	**J**	**0.651**		**65.3**		**2.3**		**0.165**	**J**	**284**		**45.4**		**185**		**43.9**		**313**		**205**		**0.752**		**1.79**		**223**		**1530**		**1770**	
RF-FT-SB-016-F-2205	**0.367**	**0.845**	**J**	**1.2**		**47.1**		**1.98**		**0.24**	**J**	**229**		**64.1**		**194**		**35.6**		**296**		**273**		**1.42**		**4.28**		**337**		**1950**		**2550**	
RF-FT-SB-017-F-2205	**0.233**	0.128	U	**1**		**21.1**		**1.69**		0.123	U	**86.8**		**16.9**		**75.8**		**16.1**		**88.2**		**78.7**		**0.845**		**0.949**		**102**		**671**		**762**	
RF-FT-SB-018-F-2205	**0.431**	**0.453**	**J**	**0.689**		**28.4**		**1.17**		0.152	U	**116**		**33.3**		**102**		**19.3**		**151**		**81.4**		**0.828**		**0.841**		**125**		**704**		**723**	
RF-FT-SB-019-F-2205	**0.095**	**1.27**		**3.13**		**72.1**		**3.89**		**0.324**	**J**	**317**		**52.2**		**220**		**78.5**		**452**		**254**		**2.61**		**3.42**		**292**		**1730**		**2220**	
RF-FT-SB-020-F-2205	**0.730**	**0.798**	**J**	**1.75**		**45.5**		**2.45**		**0.185**	**J**	**202**		**56.1**		**181**		**35.7**		**320**		**215**		**2.91**		**3.41**		**295**		**1730**		**2340**	
RF-FT-SB-021-F-2205	**0.624**	**0.972**		**1.05**		**31.4**		**1.19**		**0.175**	**J**	**281**		**25.6**		**181**		**20.2**		**266**		**249**		**1.01**		**4.42**		**354**		**2100**		**2170**	
RF-FT-SB-022-F-2205	**0.489**	**0.468**	**J**	**0.507**		**39.9**		**1.64**		**0.127**	**J**	**198**		**41.7**		**186**		**34.1**		**232**		**129**		**0.408**	**J**	**2.14**		**226**		**1230**		**1090**	
RF-FT-SB-023-F-2205	**0.571**	**0.589**	**J**	**0.638**		**58.2**		**1.59**		**0.14**	**J**	**246**		**29.6**		**162**		**42.9**		**313**		**215**		**1.66**		1.58	U	**216**		**1390**		**1530**	
RF-FT-SB-024-F-2205	**0.116**	0.841	U	**1.04**		**29.4**		**2.29**		0.119	U	**120**		**29.1**		**98.4**		**33.5**		**158**		**122**		**1.34**		**1.25**		**139**		**830**		**1010**	
RF-FT-SB-025-F-2205	**0.388**	0.0979	U	**0.866**		**10.1**		**0.479**	**J**	0.0559	U	**85.1**		**10.5**		**68.3**		**6.74**		**106**		**66.4**		0.324	U	**1.14**		**95.5**		**628**		**583**	
RF-FT-SB-026-F-2206	**0.481**	0.0682	U	**1.23**		**22.9**		**1.07**		**0.0656**	**J**	**90.1**		**14.4**		**71.1**		**12.9**		**129**		**76.7**		**1.03**		**0.458**	**J**	**87.8**		**517**		**543**	
RF-FT-SB-027-F-2206	**0.646**	0.0948	U	**0.909**		**51.9**		**0.52**		**0.109**	**J**	**490**		**37.3**		**288**		12.1	U	**451**		**427**		**1.06**		**7.29**		**529**		**4710**		**5320**	
RF-FT-SB-028-F-2206	**0.441**	0.0813	U	**0.554**		**21.7**		**1.61**		**0.0347**	**J**	**55.7**		**19.3**		**48.3**		**20**		**79.5**		**61.9**		**1.86**		**0.722**		**57.9**		**387**		**408**	
RF-FT-SB-029-F-2206	**0.119**	**0.982**		**0.806**		**16.6**		**1.13**		**0.0369**	**J**	**25**		**3.67**		**18.4**		**13.4**		**84.7**		**46.1**		**0.727**		**0.251**	**J**	**23**		**166**		**397**	
RF-FT-SB-030-F-2206	**0.0247**	**0.935**		**1.12**		**28.7**		**2.11**		0.07	U	**112**		**27.3**		**85.3**		**30.2**		**142**		**129**		**1.15**		**1.16**		**137**		**911**		**849**	
RF-FT-WC-001-F-2301	**3.94**	**8.06**		**15.3**		**51.6**		**18.4**		**1.95**		**146**		**88**		**138**		**95.5**		**156**		**62.8**		**6.65**		**0.711**		**116**		**567**		**335**	
RF-FT-WC-002-F-2301	**3.10**	**4.45**		**6.93**		**26.1**		**9.2**		**0.897**	**J**	**69.2**		**39.6**		**70.9**		**55.1**		**82.5**		**36.2**		**3.51**		**0.367**	**J**	**54.4**		**292**		**189**	
RF-FT-WC-003-F-2301	**2.46**	**1.35**		**2.44**		**9.49**		**3.43**		**0.509**		**23.5**		**16.4**		**25.8**		**16.9**		**25.4**		**10.8**		**1.43**		**0.184**	**J**	**17.4**		**92.9**		**49.9**	
RF-FT-WC-004-F-2301	**2.31**	**33.2**		**51.1**		**84.8**		**58.2**		**9.5**		**133**		**94.8**		**151**		**115**		**134**		**55.1**		**8.67**		**0.877**		**85.5**		**455**		**260**	
RF-FT-WC-005-F-2301	**3.41**	**5.28**		**10.7**		**47.3**		**13.6**		**1.44**		**138**		**85.7**		**137**		**78**		**133**		**48.4**		**5.9**		**0.744**		**108**		**529**		**292**	
RF-FT-WC-006-F-2301	**2.17**	**5.73**		**6.66**		**26**		**7.41**		**0.973**		**65.9**		**36.6**		**61.4**		**55.3**		**84.8**		**33.9**		**3.66**		**0.326**	**J**	**53.4**		**289**		**206**	
RF-FT-WC-007-F-2301	**2.50**	**6.35**		**11.5**		**101**		**28.2**		**1.12**		**454**		**202**		**248**		**288**		**560**		**226**		**15.4**		**3.2**		**400**		**2130**		**1650**	
RF-FT-WC-008-F-2301	**3.60**	**18.7**		**28.4**		**86.2**		**31**		**3.31**		**207**		**139**		**235**		**181**		**233**		**101**		**10.3**		**1.86**		**185**		**968**		**561**	
RF-FT-WC-009-F-2301	**4.94**	**13.6**		**24.7**		**80.6**		**23.6**		**2.66**		**235**		**132**		**206**		**123**		**224**		**89.1**		**8.45**		**1.07**		**155**		**755**		**457**	
RF-FT-WC-010-F-2301	**2.54**	**11.6**		**16.9**		**54.8**		**18.8**		**1.83**		**165**		**95.9**		**157**		**107**		**172**		**68.9**		**6.5**		0.785	U	**155**		**798**		**516**	
RF-FT-WC-011-F-2301	**1.85**	**2.92**		**4.66**		**18.9**		**5.85**		**0.381**	**J**	**44.4**		**26**		**43.7**		**32.5**		**56**		**23.6**		**2.49**		**0.377**	**J**	**35.5**		**192**		**124**	
RF-FT-WC-012-F-2301	**1.14**	**3.97**		**6.18**		**21.7**		**7.78**		**0.797**	**J**	**67.1**		**38.7**		**55.6**		**52.2**		**70.6**		**30**		**2.51**		**0.49**	**J**	**50.7**		**304**		**184**	
RF-FT-WC-013-F-2301	**2.05**	**9.96**		**12.6**		**41.4**		**14**		**1.54**		**108**		**60.9**		**97.2**		**82.6**		**144**		**52.1**		**6.25**		**1.22**	**J**	**94.5**		**523**		**363**	
RF-FT-WC-014-F-2301	**2.07**	**6.32**		**9.45**		**27.5**		**13.8**		**1.32**		**64.5**		**42.1**		**72.5**		**63.6**		**76.7**		**33**		**3.43**		0.289	U	**53.2**		**278**		**169**	
RF-FT-WC-015-F-2301	**1.48**	**16.4**		**28.8**		**50.1**		**24.7**		**3.2**		**116**		**81.7**		**130**		**109**		**137**		**53.3**		**7.58**		**0.694**	**J**	**101**		**531**		**315**	
RF-FT-WC-016-F-2301	**2.40**	**3.4**		**6.25**		**30.9**		**9.68**		**0.882**		**99.4**		**61.3**		**94.4**		**60.9**		**96.1**		**38.4**		**3.54**		**0.606**	**J**	**80.1**		**407**		**222**	
RF-FT-WC-017-F-2301	**1.48**	**8.97**		**22.5**		**85.5**		**27.7**		**1.75**		**213**		**117**		**168**		**147**		**241**		**89.3**		**10.5**		**0.98**		**140**		**784**		**514**	
RF-FT-WC-018-F-2301	**2.46**	**4.07**		**7.52**		**27.2**		**6.99**		**1.04**		**98.2**		**54.1**		**89.4**		**46.8**		**88.4**		**32.7**		**3.15**		**0.55**		**71.1**		**359**		**202**	
RF-FT-WC-019-F-2301	**2.29**	**15.2**		**32.4**		**122**		**45**		3.53	U	**343**		**177**		**256**		**244**		**397**		**153**		**18.2**		**1.34**		**219**		**1240**		**854**	
RF-FT-WC-020-F-2301	**2.08**	**3.26**		**4.78**		**15**		**4.97**		**0.613**	**J**	**42**		**28.4**		**45.9**		**36.7**		**50.3**		**21.5**		2.22	U	0.5	U	**39**		**220**		**124**	
RF-FT-WC-021-F-2301	**3.26**	**8.48**		**16.6**		**242**		**44.9**		**1.58**		**745**		**314**		**423**		**472**		**985**		**335**		**30.8**		**3.02**		**476**		**3030**		**2150**	
RF-FT-WC-022-F-2301	**2.10**	**7.71**		**12.5**		**83.5**		**25.1**		**2.38**		**253**		**131**		**186**		**181**		**276**		**107**		**11.1**		**1.61**		**174**		**1020**		**710**	
RF-FT-WC-023-F-2301	**2.67**	**4.28**		**7.13**		**24.9**		**8.66**		**1.03**		**63.9**		**37.1**		**78.6**		**61.7**		**91.2**		**39.6**		**3.97**		**0.712**	**J**	**62**		**364**		**264**	
RF-FT-WC-024-F-2301	**2.21**	1.17	U	**7.21**	**J**	**17.4**		7.85	U	2.14	U	**49.4**		27.1	U	**49.1**		**36**		**56.3**		**23.2**		2.06	U	**0.822**	**J**	**36.7**		**174**		**124**	
RF-FT-WC-025-F-2301	**3.92**	**6.28**		**8.18**		**29.9**		**10.4**		**1.95**		**114**		**63.1**		**112**		**68.3**		**117**		**45.3**		**3.7**		**1.27**		**105**		**515**		**302**	
RF-FT-WC-026-F-2301	**2.15**	**10.1**		**14.2**		**58.7**		**15.3**		**1.17**		**189**		**95**		**143**		**108**		**210**		**87.9**		**5.25**		**1.4**		**176**		**850**		**593**	
RF-FT-WC-027-F-2301	**4.65**	**6.51**		**10.9**		**98.9**		**22.6**		**1.57**		**368**		**154**		**205**		**248**		**458**		**183**		**11.9**		**2.39**		**289**		**1670**		**1410**	

Table 1. Fish (Fillet) PCB Resu
Second MNR Report
Palos Verdes Shelf
Los Angeles County, California

Collection Area/Sample ID	PCB-105	Q	PCB-106/118	Q	PCB-110	Q	PCB-114	Q	PCB-119	Q	PCB-123	Q	PCB-126	Q	PCB-128/162	Q	PCB-138/163/164	Q	PCB-139/149	Q	PCB-151	Q	PCB-153	Q	PCB-156	Q	PCB-157	Q	PCB-158/160	Q	PCB-167	Q	PCB-168	Q	PCB-169	Q
RF-FT-SB-008-F-2205	601		2040		364		26.4		7.35		10.3		2.47		612		3900		837		360		5310		315		93.1		285		85.8		12.7		0.278	U
RF-FT-SB-009-F-2205	768		2530		425		33.3		20		18.7		3.58		601		4250		1080		366		5500		340		111		292		115		8.91	U	0.543	
RF-FT-SB-010-F-2205	330		1250		231		16.3		10.4		14.2		3.1		275		2220		513		166		3210		195		63.8		141		91.4		4.12		0.173	U
RF-FT-SB-011-F-2205	1010		4050		704		50.7		42.4		34.9		6.2	J	754		7170		1130		585		10500		595		176		532		234		18	J	0.811	
RF-FT-SB-012-F-2205	293		1000		332		13.5		10.7		7.57		1.69		235		1720		557		215		2530		126		38.2		142		48.8		4.7		0.0998	U
RF-FT-SB-013-F-2205	315		1150		265		15		12.9		7.81		1.95		299		2270		365		196		3160		194		54.4		156		70.3		4.84		0.271	J
RF-FT-SB-014-F-2205	969		3690		988		44.4		107		32.1		6.48		851		6800		1430		483		8460		568		175		473		236		17.4	U	0.994	U
RF-FT-SB-015-F-2205	597		2230		544		25		33.3		16.5		2.83		521		3670		737		365		5600		305		88.8		290		108		10.7		0.397	J
RF-FT-SB-016-F-2205	973		3250		462		46.7		15.6		20.2		3.7		769		5100		1100		361		7800		466		146		343		149		11		0.656	
RF-FT-SB-017-F-2205	272		1060		165		12.9		4.83		7.01		1.31		248		1970		378		115		3110		148		46.7		122		58.6		4.17		0.232	U
RF-FT-SB-018-F-2205	275		1020		215		12.1		5.86		9.39		2.22		234		1690		442		140		2620		143		43.8		108		61.5		4.79		0.216	U
RF-FT-SB-019-F-2205	793		2740		599		36		40.8		27.3		4.35		611		4470		838		483		7030		355		106		362		142		13.5		0.38	J
RF-FT-SB-020-F-2205	915		3230		453		39.8		12.8		24.9		5.19		818		6320		1180		409		8700		476		151		345		187		9.06		0.256	U
RF-FT-SB-021-F-2205	874		3000		545		36.9		13.6		14.8		2.9		775		5140		1110		608		7730		405		121		397		110		10.9		0.189	U
RF-FT-SB-022-F-2205	467		1640		358		19.6		9.77		14.4		3.63		362		2580		693		205		4160		225		65.1		209		90.7		6.78		0.461	
RF-FT-SB-023-F-2205	598		2150		350		28.5		22		22.6		2.74		469		3250		542		293		4910		293		88		266		113		8.49		0.122	U
RF-FT-SB-024-F-2205	397		1470		220		17.1		13.6		11.8		2.5		347		2310		486		179		3280		198		60.5		173		77.7		7.09		0.114	U
RF-FT-SB-025-F-2205	227		772		166		9.62		3.64		8.08		1.63		182		1290		357		152		1750		92		28.6		96.6		41.1		3.11		0.0699	U
RF-FT-SB-026-F-2206	211		727		171		9.71		6.88		8.62		1.59		157		1150		291		111		1600		96.5		30.3		80.8		47.2		2.4		0.233	J
RF-FT-SB-027-F-2206	1630		6970		593		81.9		10.6		32.5		6.93		1520		13600		2090		1080		19200		1040		308		937		322		23	U	0.841	
RF-FT-SB-028-F-2206	127		541		103		6.95		5.56		8.4		1.48		95		881		199		74.4		1270		67.8		22.9		50.7		41.5		2.1		0.0924	U
RF-FT-SB-029-F-2206	146		661		83.8		7.21		6.8		6.1		1.39		122		857		78.4		14.4		1600		87		25.6		70.2		36.9		2.03		0.141	U
RF-FT-SB-030-F-2206	302		1250		255		18.1		11.9		10.9		2.11		253		2160		413		173		3190		182		55.8		157		69		5.09		0.118	U
RF-FT-WC-001-F-2301	151		479		324		4.26		13.9		6.53		1.41		94.2		688		449		123		885		39.6		12.6		42.6		23.2		0.91		0.0732	U
RF-FT-WC-002-F-2301	76.9		273		164		3		7.53		3.85		0.866	J	52.2		393		234		66.3		529		24.6		7.47		26.1		13.2		0.561	J	0.0513	U
RF-FT-WC-003-F-2301	20.5		80.6		54.1		0.879		2.27		1.26		0.32	J	12.5		106		71.4		19.7		151		6.83		2.11		6.36		4.03		0.205	U	0.0332	U
RF-FT-WC-004-F-2301	114		423		283		4.03		13.2		6.41		1.48		79.3		583		366		105		771		38.2		11.6		38.1		23.3		1.04		0.117	U
RF-FT-WC-005-F-2301	121		405		308		3.19		12.6		4.97		1.29		78.1		576		405		112		752		36		10.2		41.2		20.2		0.596		0.175	U
RF-FT-WC-006-F-2301	78.5		286		159		2.79		9.21		4.35		0.883		62.5		437		246		67.3		576		28.9		8.84		27		17.5		0.54		0.113	J
RF-FT-WC-007-F-2301	598		2030		1390		24.2		87.5		30.5		4.51		555		3890		2340		718		5480		274		91.7		314		127		5.83		0.14	U
RF-FT-WC-008-F-2301	247		867		597		10		27.2		12.5		3.03		182		1330		821		250		1710		89.4		25.6		82.2		49.7		2.31		0.12	U
RF-FT-WC-009-F-2301	189		615		448		5.24		19.9		7.79		1.85		122		821		557		156		1080		51.3		14.8		57.6		28.9		1.2	U	0.119	U
RF-FT-WC-010-F-2301	197		734		482		7.43		21.5		7.45		1.97		178		1280		723		207		1690		77.5		22.9		94.8		34.7		1.82	U	0.105	U
RF-FT-WC-011-F-2301	47.8		183		115		1.8		5.35		2.57		0.654		32.7		263		172		44.3		361		15.4		5.16		17		9.23		0.515	U	0.082	U
RF-FT-WC-012-F-2301	60		260		194		3.27		9.61		4.37		0.886	J	61.4		489		311		75.8		679		35.1		10.5		31.4		19.2		0.965	U	0.13	U
RF-FT-WC-013-F-2301	133		507		349		5.42		19.3		8.35		1.79		118		822		488		138		1060		53.4		16		56.2		30.1		1.33	J	0.15	U
RF-FT-WC-014-F-2301	68		259		183		2.83		7.65		3.7		0.824		48.5		376		223		62.3		452		23.7		6.47		24.2		13.4		0.593	J	0.0685	U
RF-FT-WC-015-F-2301	124		477		375		5.57		16.8		7.29		1.77		103		751		462		126		927		46.7		14.1		44.7		27.6		2.5		0.144	U
RF-FT-WC-016-F-2301	87.5		312		259		3.16		9.71		4.13		1.14		65		468		327		84.2		599		28.3		8.58		31.1		15.6		0.682	U	0.0861	U
RF-FT-WC-017-F-2301	193		696		518		6.91		29.8		12.5		2.25		171		1140		782		228		1440		75.4		24.7		68.1		45.6		1.59		0.134	U
RF-FT-WC-018-F-2301	81.7		279		200		2.12		8.61		4.11		0.904		56.1		409		274		69.9		531		25.1		7.6		26.6		14.6		1.08		0.0406	U
RF-FT-WC-019-F-2301	301		1150		777		11.6		50.1		19.7		3.77		257		1770		1120		320		2290		128		39.9		113		75.4		1.71		0.336	J
RF-FT-WC-020-F-2301	48.6		200		139		2.68	U	6.94		3.16		0.803	J	41		314		193		52.1		409		21.9		6.38		21.4		12.3		0.581	J	0.135	U
RF-FT-WC-021-F-2301	746		2830		1840		25.7		123		56.5		7.16		634		4350		2640		718		6260		353		93.3	U	328		214		7.75		0.237	U
RF-FT-WC-022-F-2301	221		810		616		9.97		34.9		14.6		2.74		199		1640		1160		321		3910		92.3		28.3		97		54.3		4.79		0.332	U
RF-FT-WC-023-F-2301	105		416		199		4.81		12.5		6.26		1.38	U	89.2		660		300		70.1		894		44		11.9		41.4		25.9		2.11		0.206	U
RF-FT-WC-024-F-2301	48.3		168		114		2.04	U	5.83	U	4.35	J	0.965	U	36.9		252		150		43.4		327		20.6		5.08	U	19.1		10.5	U	0.649	U	0.702	U
RF-FT-WC-025-F-2301	121		432		321		3.99		12.8		5.54		1.15		92.8		693		403		108		859		38.4		12		49.9		19.3		1.09		0.287	U
RF-FT-WC-026-F-2301	231		786		543		9.26		24.7		9.9		2.09		191		1430		810		232		1760		80.5		24.7		98.1		34.1		3.94		0.232	U
RF-FT-WC-027-F-2301	469		1610		979		18.1		68.2		27.4		4.02		506		3390		1790		539		4750		234		71		233		111		5.94		0.265	U

Table 1. Fish (Fillet) PCB Resu
Second MNR Report
Palos Verdes Shelf
Los Angeles County, California

Collection Area/Sample ID	PCB-170	Q	PCB-177	Q	PCB-180	Q	PCB-182/187	Q	PCB-183	Q	PCB-189	Q	PCB-194	Q	PCB-195	Q	PCB-196/203	Q	PCB-201	Q	PCB-206	Q	PCB-209	Q	Total PCBs (sum of 46 congeners)	Q
RF-FT-SB-008-F-2205	838		290		2100		1740		603		29.8		553		170		773		89		413		279		26600	J
RF-FT-SB-009-F-2205	809		385		2010		1840		561		31.3		450		128		617		69.3		293		221		28500	J
RF-FT-SB-010-F-2205	558		207		1380		1210		327		25.3		455		129		494		65.4		338		214		16600	J
RF-FT-SB-011-F-2205	1540		399		4360		2990		1140		68.9		1180		415		1500		170		854		479		50600	J
RF-FT-SB-012-F-2205	361		203		976		825		293		13.6		288		83.4		386		52.9		216		139		13500	J
RF-FT-SB-013-F-2205	558		233		1470		1090		400		20.7		441		131		597		65.9		347		240		16100	J
RF-FT-SB-014-F-2205	1510		635		3810		3640		1090		58.2		979		307		1270		156		571		282		44900	J
RF-FT-SB-015-F-2205	872		268		2420		2290		733		33.7		694		192		942		115		559		372		29300	J
RF-FT-SB-016-F-2205	1200		408		3210		2810		844		47.8		813		205		1100		112		586		451		38800	J
RF-FT-SB-017-F-2205	394		156		1000		1070		283		15.8		244		65.1		399		45.6		207		155		13700	
RF-FT-SB-018-F-2205	379		164		998		1050		300		16.5		287		77.1		393		40.6		218		157		13200	J
RF-FT-SB-019-F-2205	965		431		2740		1740		668		36.4		668		233		745		107		471		331		33500	J
RF-FT-SB-020-F-2205	1350		447		3410		2950		939		53.3		859		253		1260		139		631		432		41400	J
RF-FT-SB-021-F-2205	1140		457		3080		3240		1020		39.9		805		296		1330		173		692		443		39300	J
RF-FT-SB-022-F-2205	558		214		1460		1080		395		25		419		132		487		66.1		291		174		19800	J
RF-FT-SB-023-F-2205	776		175		2090		1640		587		31.9		600		189		742		71.7		458		323		25300	J
RF-FT-SB-024-F-2205	514		186		1270		877		347		20.6		369		118		459		62.2		304		204		16600	
RF-FT-SB-025-F-2205	263		124		658		722		204		9.86		162		54.6		239		34.4		126		90		9530	J
RF-FT-SB-026-F-2206	263		141		683		573		177		11.5		196		50.5		236		30.8		159		127		8920	J
RF-FT-SB-027-F-2206	3430		861		8370		6250		2690		122		2730		827		3140		395		1880		1060		93500	J
RF-FT-SB-028-F-2206	204		135		515		477		114		9.01		161		44.8		183		29.4		138		126		6800	J
RF-FT-SB-029-F-2206	200		16.7		526		112		144		8.26		114		38.2		147		4.99		96.7		95.8		6110	J
RF-FT-SB-030-F-2206	477		243		1270		1140		323		20.3		325		89.8		431		53		243		245		15800	
RF-FT-WC-001-F-2301	107		100		265		341		81		2.39		60		23.3		91.2		13.7		47		27.8		6300	
RF-FT-WC-002-F-2301	62.1		51.8		164		195		48.4		1.89		31		12.3		50		6.65		19.9		10.5		3470	J
RF-FT-WC-003-F-2301	16.7		14.3		51.9		63.4		14.4		0.618	J	10.9		3.5		17.4		2.67		7.94		4.48		1050	J
RF-FT-WC-004-F-2301	73.4		80.9		188		330		60.7		2.97		34.9		15.2		67.8		8.02		32.4		19.3		5510	
RF-FT-WC-005-F-2301	99.9		79.9		270		286		75.7		2.25		54.5		18.9		84		11.9		35.1		16.7		5560	
RF-FT-WC-006-F-2301	73		58.3		192		218		52.4		2.14		42.4		15.8		63.9		7.6		35		19.9		3730	J
RF-FT-WC-007-F-2301	1010		705		2680		3040		877		11.6		872		321		1700		197		898		472		37100	
RF-FT-WC-008-F-2301	221		169		587		658		141		6.41		115		35.5		175		18.2		67.4		32.4		11500	
RF-FT-WC-009-F-2301	126		103		322		376		102		3.14		62.9		22.3		103		13.5		41.2		21.8		8000	
RF-FT-WC-010-F-2301	217		150		548		658		186		3.46		96.3		36.6		175		19.5		55.9		23.6		10300	
RF-FT-WC-011-F-2301	42.6		32.4		114		146		37.7		1.27		22.9		7.72		41		5.62		15.5		7.58		2360	J
RF-FT-WC-012-F-2301	140		92.5		403		410		117		5.58		212		56.1		277		32.6		257		117		5260	J
RF-FT-WC-013-F-2301	148		102		363		429		113		4.42		90.4		32.4		150		15.7		82.6		46.3		7000	J
RF-FT-WC-014-F-2301	55.1		45.8		159		171		43.4		1.74		26.9		10.9		47.7		5.53		20.9		11.3		3270	J
RF-FT-WC-015-F-2301	116		99.4		290		397		79.9		3.73		61.9		25.1		104		10.5		53.1		28.9		6490	J
RF-FT-WC-016-F-2301	77.4		61.7		207		241		67		2		43.4		14.4		71.9		9.72		28.5		14.8		4360	J
RF-FT-WC-017-F-2301	195		193		442		764		141		6.89		135		55.1		244		22.7		160		118		10500	
RF-FT-WC-018-F-2301	67.8		52.3		181		201		52.9		1.72		34		11.6		58.9		7.86		22.9		13		3790	
RF-FT-WC-019-F-2301	325		285		787		1140		252		10.4		241		84.8		432		47		266		171		16600	J
RF-FT-WC-020-F-2301	52.2		44.5		138		178		39.5		1.9		28.3		10.5		46.8		7.28		19.3		10.3		2690	J
RF-FT-WC-021-F-2301	1040		758		2800		2690		774		31		784		261		1390		156		824		492		42500	
RF-FT-WC-022-F-2301	385		360		1110		1280		343		10.2		226		97.1		463		59		162		106		17000	
RF-FT-WC-023-F-2301	90.9		84.6		249		349		82.8		3.27		39		15.3		76.4		14.3		26.4		13.3		5040	J
RF-FT-WC-024-F-2301	53.3		35.7		121		139		38.5		1.86	J	31.5		11		47.2		6	U	25.1		12.3	U	2350	J
RF-FT-WC-025-F-2301	108		78		293		318		86.3		1.96		48.9		18.1		93.2		12.3		33.6		17.3		5790	
RF-FT-WC-026-F-2301	234		193		596		675		185		4.23		122		42.4		208		29.8		87.5		52.8		11300	
RF-FT-WC-027-F-2301	813		553		2120		2420		689		11.8		621		215		1070		134		580		319		29500	

Table 1. Fish (Fillet) PCB Results
Second MNR Report
Palos Verdes Shelf
Los Angeles County, California

Collection Area/Sample ID	Percent Lipids (Bligh & Dyer)	PCB-5/8	Q	PCB-18	Q	PCB-28	Q	PCB-31	Q	PCB-37	Q	PCB-43/49	Q	PCB-44	Q	PCB-52/69	Q	PCB-61/70	Q	PCB-66/76	Q	PCB-74	Q	PCB-77	Q	PCB-81	Q	PCB-87/117/125	Q	PCB-90/101	Q	PCB-99	Q
RF-FT-WC-028-F-2301	**4.18**	**4.69**		**8.65**		**42.2**		**12.3**		**0.859**	**J**	**160**		**91.4**		**152**		**107**		**194**		**94.2**		**4.21**		**0.784**	**J**	**118**		**562**		**376**	
RF-FT-WC-029-F-2301	**1.43**	**15.5**		**18**		**90.9**		**27.4**		**4.82**		**350**		**150**		**222**		**271**		**439**		**182**		**12.8**		**3.41**		**317**		**1790**		**1380**	
RF-FT-WC-030-F-2301	**1.17**	**17.4**		**32.5**		**87.9**		**30.8**		**2.02**		**240**		**137**		**221**		**169**		**292**		**111**		**10.9**		**2.27**		**171**		**910**		**602**	
Zone 1																																	
Z1-FT-SB-001-F-2205	**0.458**	**1.35**		**1.72**		**80.5**		**14.4**		**0.168**	**J**	**301**		**58.6**		**294**		**197**		**462**		**421**		**3.82**		**3.71**		**344**		**1410**		**1030**	
Z1-FT-SB-002-F-2207	**1.21**	0.345	U	3.39	U	**85**		**4.67**		0.0309	U	**204**		**62.4**		**232**		**55.6**		**381**		**288**		**3.18**		**0.486**		**221**		**1100**		**1040**	
Z1-FT-SB-003-F-2209	**0.564**	**1.26**		**3.42**		**124**		**20.3**		**0.31**	**J**	**408**		**148**		**344**		**271**		**697**		**507**		**11.1**		**0.902**		**450**		**2030**		**1850**	
Z1-FT-SB-004-F-2209	**0.766**	**0.735**	**J**	**1.23**		**61**		**6.54**		0.117	U	**162**		**76.1**		**157**		**170**		**334**		**204**		**5.88**		**0.694**		**238**		**964**		**806**	
Z1-FT-SB-005-F-2209	**0.974**	0.111	U	**0.644**		**33.9**		**2.66**		0.0997	U	**101**		**26.4**		**99.6**		**26.6**		**114**		**85.4**		**0.903**		0.195	U	**89.2**		**480**		**401**	
Z1-FT-SB-006-F-2209	**0.876**	0.67	U	**2.71**		**123**		**12.4**		**0.117**	**J**	**307**		**66.1**		**289**		**116**		**400**		**332**		**3.55**		**0.774**		**285**		**1360**		**1290**	
Z1-FT-SB-007-F-2209	**0.853**	0.725	U	**1.16**		**39**		**4.11**		0.105	U	**92.2**		**22.4**		**93.4**		**37.2**		**174**		**129**		2.08	U	**0.398**	**J**	**105**		**573**		**655**	
Z1-FT-SB-008-F-2209	**0.828**	0.793	U	**1.87**		**53.1**		**4.63**		0.096	U	**126**		**40.1**		**125**		**36.3**		**157**		**139**		**0.973**		**0.306**	**J**	**101**		**622**		**584**	
Z1-FT-SB-009-F-2209	**1.27**	**0.534**	**J**	**1.58**		**62.6**		**5.61**		0.09	U	**145**		**29.1**		**163**		**38.3**		**163**		**172**		0.972	U	0.294	U	**142**		**827**		**812**	
Z1-FT-SB-010-F-2209	**0.974**	0.663	U	**1.44**		**101**		**7.97**		0.114	U	**319**		**107**		**347**		**70.9**		**468**		**407**		0.65	U	0.345	U	**335**		**1350**		**1390**	
Z1-FT-SB-011-F-2209	**1.38**	**2.76**		**4.82**		**120**		**14.2**		0.125	U	**211**		**98**		**288**		**133**		**427**		**294**		**4.2**		**0.358**	**J**	**233**		**1110**		**877**	
Z1-FT-SB-012-F-2209	**0.619**	**1.87**		**2.61**		**105**		**6.67**		0.115	U	**378**		**81.2**		**350**		**80.3**		**561**		**511**		**1.92**		0.751	U	**348**		**2060**		**1980**	
Z1-FT-SB-013-F-2209	**0.782**	0.156	U	**0.679**		**81.2**		**4.18**		**0.092**	**J**	**357**		**5.47**		**203**		**65.8**		**552**		**547**		0.633	U	**1.21**	**J**	**354**		**2280**		**2070**	
Z1-FT-SB-014-F-2209	**0.600**	0.15	U	**1.05**		**37.7**		**2.81**		**0.107**	**J**	**134**		**17.6**		**127**		**30.7**		**191**		**153**		**1.33**		**0.544**	**J**	**119**		**661**		**582**	
Z1-FT-SB-015-F-2212	**0.811**	1.26	U	**1.08**		**52**		**2.85**		**0.1**	**J**	**159**		**29.3**		**158**		**60.2**		**254**		**228**		**1.21**		**0.871**		**153**		**901**		**807**	
Z1-FT-SB-016-F-2212	**0.897**	**0.893**	**J**	8.57	U	**63.4**	**J**	5.62	U	**0.0769**	**J**	**164**	**J**	56.2	U	**165**	**J**	50.4	U	**220**	**J**	**161**	**J**	**1.66**		**0.576**	**J**	**123**	**J**	**682**	**J**	**529**	**J**
Z1-FT-SB-017-F-2212	**0.539**	**4.74**		**4.92**		**147**		**3.95**		**0.746**		**925**		**308**		**1110**		**32.8**		**700**		**634**		0.0302	U	**2.7**		**649**		**5060**		**3310**	
Z1-FT-SB-018-F-2212	**0.691**	**1.27**		**1.12**		**23.7**		**1.27**		**0.0657**	**J**	**54.3**		**19.6**		**57.4**		**13.6**		**84**		**55.6**		**0.683**		**0.126**	**J**	**40.8**		**217**		**185**	
Z1-FT-SB-019-F-2212	**0.889**	**2.04**		**3.98**		**104**		**6.27**		**0.0819**	**J**	**320**		**104**		**304**		**85.9**		**522**		**371**		**2.38**		**0.644**		**281**		**1440**		**1240**	
Z1-FT-SB-020-F-2212	**0.794**	1.1	U	**0.837**		**37.3**		**3.95**		0.055	U	**107**		**2.42**		**55.3**		**48.3**		**156**		**95.4**		**1.3**		**0.316**	**J**	**86.4**		**477**		**399**	
Z1-FT-SB-021-F-2212	**0.661**	0.852	U	**0.756**		**25.7**		**1.23**		**0.0466**	**J**	**70.1**		**27.7**		**63.9**		**14.9**		**102**		**80.2**		**1.2**		**0.342**	**J**	**57.9**		**306**		**283**	
Z1-FT-SB-022-F-2212	**1.06**	**2.24**		**3.46**		**75.9**		**7.47**		**0.649**		**187**		**66.2**		**218**		**64**		**287**		**234**		**2.22**		**1.36**		**168**		**1250**		**992**	
Z1-FT-SB-023-F-2212	**1.04**	2.13	U	**2.74**		**84**		**8.07**		**0.169**	**J**	**204**		**56.4**		**214**		**85.2**		**331**		**217**		**2.64**		**0.849**		**157**		**944**		**812**	
Z1-FT-SB-024-F-2212	**0.911**	**1.32**		**1.64**		**71.2**		**4.02**		**0.114**	**J**	**189**		**63.5**		**183**		**53**		**290**		**217**		**2.46**		**1.23**		**157**		**793**		**703**	
Z1-FT-SB-025-F-2212	**1.01**	**1.88**		**1.78**		**22.7**		**1.89**		**0.122**	**J**	**66.2**		**17.2**		**76.7**		**18.5**		**111**		**75.8**		**0.835**		**0.293**	**J**	**64.4**		**394**		**456**	
Z1-FT-SB-026-F-2212	**0.700**	**0.239**	**J**	0.532	U	**14.8**	**J**	1.6	U	**0.0453**	**J**	37.5	U	16.9	U	41.3	U	14.1	U	**43.6**	**J**	**35.6**	**J**	**0.351**	**J**	0.106	U	**26.8**	**J**	**145**	**J**	**94.7**	**J**
Z1-FT-SB-027-F-2212	**0.874**	**0.543**	**J**	1.36	U	**90.7**	**J**	6.89	U	**0.0811**	**J**	**279**	**J**	85.3	U	**298**	**J**	**100**	**J**	**372**	**J**	**385**	**J**	**1.05**		**0.989**		**292**	**J**	**1240**	**J**	**1160**	**J**
Z1-FT-SB-028-F-2212	**0.683**	**0.476**	**J**	0.774	U	**36.3**	**J**	3.49	U	**0.0421**	**J**	**154**	**J**	51.1	U	**149**	**J**	37.5	U	**172**	**J**	**175**	**J**	**1.14**		**1.13**		**162**	**J**	**854**	**J**	**777**	**J**
Z1-FT-SB-029-F-2301	**0.746**	**1.25**		**2.7**		**195**		**10.4**		**0.396**	**J**	**513**		**219**		**611**		**178**		**750**		**664**		**1.72**		**1.88**		**469**		**1790**		**1480**	
Z1-FT-SB-030-F-2301	**0.771**	**1.26**		**1.75**		**101**		**5.97**		**0.222**	**J**	**270**		**105**		**273**		**89.5**		**475**		**325**		**2.91**		**1.72**		**221**		**1090**		**883**	
Z1-FT-WC-001-F-2211	**8.76**	**86**		**381**	**J**	**3050**	**J**	**975**	**J**	**43.4**	**J**	**11400**		**6710**	**J**	**10000**	**J**	**8460**	**J**	**20300**	**J**	**10900**	**J**	**369**	**J**	**475**		**11300**	**J**	**40000**	**J**	**28600**	**J**
Z1-FT-WC-002-F-2211	**8.94**	**199**		**842**	**J**	**4960**	**J**	**2390**	**J**	**69.5**	**J**	**12100**		**7890**	**J**	**11400**	**J**	**13300**	**J**	**15600**	**J**	**7880**	**J**	**483**	**J**	**159**		**7310**	**J**	**27100**	**J**	**17100**	**J**
Z1-FT-WC-003-F-2211	**3.38**	**101**		**342**	**J**	**4030**	**J**	**1260**	**J**	**62.5**	**J**	**9860**		**5510**	**J**	**8340**	**J**	**10000**	**J**	**15600**	**J**	**7340**	**J**	**335**	**J**	**286**		**7330**	**J**	**26000**	**J**	**18000**	**J**
Z1-FT-WC-004-F-2211	**8.11**	**71.3**		**72.7**		**1150**		**312**		**28.3**	**J**	**2740**		**1520**	**J**	**2020**	**J**	**2960**		**4290**	**J**	**1880**	**J**	**109**	**J**	**99.6**		**2220**	**J**	**9350**	**J**	**6630**	**J**
Z1-FT-WC-005-F-2211	**7.18**	**90.8**		**611**		**3220**		**1420**		**121**	**J**	**6320**		**4430**	**J**	**6380**	**J**	**6490**		**7290**	**J**	**3970**	**J**	**167**	**J**	**174**		**3610**	**J**	**13300**	**J**	**8200**	**J**
Z1-FT-WC-006-F-2211	**8.20**	**86.5**		**304**		**3120**		**1600**		**51.4**	**J**	**5880**		**4180**	**J**	**5050**	**J**	**8270**		**8770**	**J**	**4620**	**J**	**268**	**J**	**59.4**		**3620**		**13400**	**J**	**8360**	**J**
Z1-FT-WC-007-F-2211	**8.02**	**81.8**		**195**		**2660**		**1110**		**61**	**J**	**6930**		**4900**	**J**	**6060**	**J**	**11700**		**14700**	**J**	**7740**	**J**	**316**	**J**	**318**		**6630**		**24800**	**J**	**16900**	**J**
Z1-FT-WC-008-F-2211	**5.99**	**100**	**J**	**553**	**J**	**5510**	**J**	**2920**	**J**	**78.4**		**9090**	**J**	**5980**	**J**	**8300**	**J**	**13600**	**J**	**13300**	**J**	**7420**		**453**		**107**	**J**	**5820**	**J**	**19700**	**J**	**12900**	
Z1-FT-WC-009-F-2211	**3.66**	**65.2**		**252**		**2270**		**985**		**29.6**		**4340**		**2850**		**4190**		**5340**		**6460**		**3140**		**234**		**17.4**	**J**	**2810**		**11500**		**7080**	
Z1-FT-WC-010-F-2211	**2.66**	**46.6**		**218**		**1550**		**729**		**19.2**		**3490**		**2470**		**3420**		**4290**		**5410**		**2750**		**158**		**29.5**	**J**	**2290**		**8950**		**5250**	
Z1-FT-WC-011-F-2211	**2.78**	**86.1**		**380**		**3540**		**1900**		**65**		**7130**		**5400**		**6900**		**10000**		**11700**		**5900**		**344**		**35.3**	**J**	**4400**		**18500**		**11200**	
Z1-FT-WC-012-F-2211	**3.29**	**70.2**		**151**		**2210**		**604**		**14.4**		**5250**		**2990**		**3980**		**4820**		**8580**		**4000**		**187**		**19**	**J**	**3830**		**17300**		**12100**	
Z1-FT-WC-013-F-2211	**2.92**	**94.1**		**459**		**3500**		**1960**		**51.2**		**7480**		**5280**		**7070**		**9670**		**11500**		**5820**		**369**		**31.8**	**J**	**4650**		**17800**		**10700**	
Z1-FT-WC-014-F-2211	**2.27**	**116**		**730**		**3210**		**1090**		**21.1**		**6090**		**4470**		**6160**		**5250**		**7780**		**4310**		**186**		**25.2**	**J**	**3230**		**13500**		**7540**	
Z1-FT-WC-015-F-2211	**4.50**	**71.2**		**426**		**3670**		**1180**		**9.6**		**11100**		**7170**		**10500**		**9410**		**19500**		**10200**		**240**		**58.5**	**J**	**8850**		**32800**		**20800**	
Z1-FT-WC-016-F-2211	**2.96**	**252**		**1130**		**6130**		**2340**		**56.6**		**10500**		**7720**		**10700**		**11000**		**12800**		**6750**		**379**		**80.2**	**J**	**4620**		**21200**		**13100**	

Table 1. Fish (Fillet) PCB Resu
Second MNR Report
Palos Verdes Shelf
Los Angeles County, California

Collection Area/Sample ID	PCB-105	Q	PCB-106/118	Q	PCB-110	Q	PCB-114	Q	PCB-119	Q	PCB-123	Q	PCB-126	Q	PCB-128/162	Q	PCB-138/163/164	Q	PCB-139/149	Q	PCB-151	Q	PCB-153	Q	PCB-156	Q	PCB-157	Q	PCB-158/160	Q	PCB-167	Q	PCB-168	Q	PCB-169	Q
RF-FT-WC-028-F-2301	140		486		333		5.59		14.2		7.08		1.36	U	95.1		722		382		103		901		39		12.2		46.2		18.4		1.11	U	0.227	U
RF-FT-WC-029-F-2301	457		1590		1090		19.5		61.3		26.2		4.48		430		3140		2070		549		4580		186		59		201		101		3.92		0.677	U
RF-FT-WC-030-F-2301	216		825		532		7.84		27.8		13.6		3.05		169		1310		720		186		1810		67.8		24.8		69.2		43.4		4.22		0.276	U
Zone 1																																				
Z1-FT-SB-001-F-2205	702		1940		531		43.6		6.99		17.1		2.85		263		1960		725		237		2230		197		50		187		59.2		2.92		0.168	U
Z1-FT-SB-002-F-2207	623		1690		376		30.2		14.4		16.5		3.76		306		2260		537		224		2980		209		54		197		75		2.82		0.182	U
Z1-FT-SB-003-F-2209	1320		3560		753		75.4		23.3		35.9		4.74	U	528		3830		957		237		5050		384		100		376		125		4.98		0.279	U
Z1-FT-SB-004-F-2209	502		1410		463		31		17		17.7		4.12		210		1660		679		197		2170		171		41.5		146		79.2		2.78		0.258	U
Z1-FT-SB-005-F-2209	208		688		148		11.4		4.07		5.18		1.29	U	113		997		218		77.9		1440		95		27.1		66.9		33.4		1.38	U	0.311	U
Z1-FT-SB-006-F-2209	723		2010		425		37.6		10.4		17.3		3.27		343		2630		633		203		3290		225		56.1		207		84.8		2.65		0.215	U
Z1-FT-SB-007-F-2209	396		1150		144		18.1		4.87		8.81		2.2		215		1550		191		101		1980		152		41.8		117		49.1		2.38	U	0.197	U
Z1-FT-SB-008-F-2209	321		976		173		16.3		5.71		4.77		1	U	168		1180		250		74.9		1620		114		29.4		101		32.1		1.76	U	0.186	U
Z1-FT-SB-009-F-2209	481		1230		132		21.7		3.31		6.25		1.69		220		1750		339		136		2220		164		43.7		123		46.1		1.83		0.154	U
Z1-FT-SB-010-F-2209	794		2210		593		42.6		16.2		16.4		2.3		385		2770		586		306		3400		253		62.1		259		83		3.86		0.245	U
Z1-FT-SB-011-F-2209	564		1600		472		27.2		21.1		18.6		3.41		219		1680		468		148		2380		146		38.1		131		58.9		2.82		0.222	U
Z1-FT-SB-012-F-2209	1100		3090		660		66.5		42.6		18.9		3.11		544		3740		631		364		5160		361		90.2		390		82.2		5.92		0.209	U
Z1-FT-SB-013-F-2209	1200		3250		497		72.3		20.7		16		3.06		565		3950		663		323		5650		380		91.7		431		86.5		5.85		0.265	U
Z1-FT-SB-014-F-2209	345		886		208		18.3		4.74		8.29		1.66		154		1120		300		104		1330		102		25		102		33.6		2.21		0.172	U
Z1-FT-SB-015-F-2212	474		1360		292		24.3		9.97		12.9		1.65		249		1620		514		151		2220		176		43.8		155		50.3		1.99		0.265	J
Z1-FT-SB-016-F-2212	339	J	1050	J	220	J	13.1		7.14		4.79	J	1.5		168		1450		161	J	91		1700	J	132		37.1		120		47.6		2.7		0.356	U
Z1-FT-SB-017-F-2212	1100		4280		2430		50.6		155		22.4		3.63		673		4690		2770		1080		7110		273		70.1		256		135		8.21		0.687	
Z1-FT-SB-018-F-2212	109		325		86.4		4.22		2.71		3.63		0.631		57		391		129		40.5		547		34.7		9.01		26.6		14.4		0.615		0.109	J
Z1-FT-SB-019-F-2212	736		2180		537		41		18.4		22.7		2.92		386		2500		765		247		3670		267		68.9		236		82.2		3.7		0.407	J
Z1-FT-SB-020-F-2212	195		629		164		8.47		5.16		6.95		1.16		122		860		348		105		1170		75.7		19.8		56.1		30.1		1.03		0.124	J
Z1-FT-SB-021-F-2212	190		528		68.4		7.01		1.11		6.07		1.27		99.1		677		145		41.7		840		72.3		20.2		42		29.7		0.733		0.142	J
Z1-FT-SB-022-F-2212	536		1690		214		25.6		5.89		12.8		2.07		343		2400		598		224		3710		236		62.8		201		66.2		3.1		0.416	U
Z1-FT-SB-023-F-2212	468		1410		379		20.5		14.3		14.2		2.46		273		1810		473		168		2540		171		47.4		143		59		2.54		0.169	J
Z1-FT-SB-024-F-2212	432		1230		217		18.8		5.11		13.6		2.12		224		1520		384		115		1960		152		41.8		123		58.5		1.93		0.148	U
Z1-FT-SB-025-F-2212	207		663		112		7.27		5.6		5.29		0.969		143		985		228		87		1370		74.1		22.5		59.7		29.3		1.34		0.099	U
Z1-FT-SB-026-F-2212	53.7	J	161	J	43.1	J	2.24		1.5	J	1.45	J	0.227	J	24.8		175		77.7	J	25.2		231	J	13.8		3.56		12.5	J	5.46	J	0.265	J	0.0226	U
Z1-FT-SB-027-F-2212	688	J	1790	J	521	J	38.6		11.1	J	13.5	J	1.48	J	279		2110		606	J	298		2850	J	213		52		227	J	61.9	J	2.28	J	0.186	U
Z1-FT-SB-028-F-2212	425	J	1290	J	239	J	20.2		4.4	J	6.88	J	0.819	J	261		1760		417	J	163		2400	J	163		44.5		132	J	36.3	J	1.85	J	0.199	U
Z1-FT-SB-029-F-2301	917		2360		1070		47.6		22.6		22.3		2.16		355		2460		836		391		3200		228		50.1		263		80.7		3.3		0.13	U
Z1-FT-SB-030-F-2301	496		1410		495		24.6		14.4		18.1		1.95		233		1570		458		204		1990		147		35		153		51.7		2.54		0.121	U
Z1-FT-WC-001-F-2211	18500	J	43600		29700	J	1100		1080		710		95.9		6080		43400		21900		6920		48500	J	3750		937		4930		1540		71.8		1.08	U
Z1-FT-WC-002-F-2211	10400	J	23500		20800	J	520		864		511		78.3		3430		25400		16900		4890		31100	J	1970		537		2590		1010		46.6		2.41	U
Z1-FT-WC-003-F-2211	11000	J	26700		20000	J	527		761		507		64.9		2990		25700		13800		3910		27300	J	1930		550		2570		999		47.5		0.337	U
Z1-FT-WC-004-F-2211	3620		9410		7190		164		310		209		10.6		1210		10600		5350		1690		11500		776		219		889		393		20.1		0.4	U
Z1-FT-WC-005-F-2211	4530	J	12100		10800	J	274		346		283		35.2		1480		10700		6530		2150		14100	J	884		231		1200		457		19.1		0.826	U
Z1-FT-WC-006-F-2211	5620		12700		10800		312		316		268		35.6		1630		12300		6920		1950		13400		1030		267		1220		523		14.7		0.614	J
Z1-FT-WC-007-F-2211	11100		26800		18100		554		663		510		61.6		3090		27500		14000		4120		31300		1990		543		2520		975		43.7		0.373	U
Z1-FT-WC-008-F-2211	7720	J	19100	J	14800	J	470	J	440	J	415	J	39.3	J	2150	J	15200	J	8770	J	2410	J	18000	J	1370	J	344	J	1680	J	687	J	21.1	J	0.899	U
Z1-FT-WC-009-F-2211	4020		10800		8470		235		324		274		30.1		1270		11300		7430		2300		13100		1040		278		1070		522		16.9		0.941	U
Z1-FT-WC-010-F-2211	3240		8150		6960		192		221		203		18.2		966		7930		5500		1440		9120		755		193		800		359		11.6		0.144	U
Z1-FT-WC-011-F-2211	6880		17300		14600		365		407		384		34.2		1870		16500		10000		2640		17500		1320		340		1350		637		20.9		0.216	U
Z1-FT-WC-012-F-2211	6070		17200		12500		336		560		323		40.5		2250		19700		11700		3660		23300		1610		457		2180		765		56.6		1.55	
Z1-FT-WC-013-F-2211	6640		16600		14700		389		449		356		41.2		1740		15900		10600		3040		17800		1420		374		1590		697		30.8		1.22	U
Z1-FT-WC-014-F-2211	4660		11800		10300		292		304		245		37.7		1470		12300		7970		2480		13800		1060		277		1240		533		19	U	1.52	
Z1-FT-WC-015-F-2211	13500		33300		23500		758		794		654		65.1		4010		31400		18000		5530		35800		2950		689		3040		1210		50.8		0.272	U
Z1-FT-WC-016-F-2211	7070		18000		16300		411		576		272		64.1		2330		19000		12400		3600		21100		1500		421		1720		763		23.2		0.89	U

Table 1. Fish (Fillet) PCB Resu
Second MNR Report
Palos Verdes Shelf
Los Angeles County, California

Collection Area/Sample ID	PCB-170	Q	PCB-177	Q	PCB-180	Q	PCB-182/187	Q	PCB-183	Q	PCB-189	Q	PCB-194	Q	PCB-195	Q	PCB-196/203	Q	PCB-201	Q	PCB-206	Q	PCB-209	Q	Total PCBs (sum of 46 congeners)	Q
RF-FT-WC-028-F-2301	117		85.4		308		349		90.1		2.23		59.5		22		96.5		13.7		43.4		21.2		6440	J
RF-FT-WC-029-F-2301	627		558		1760		2150		583		11.4		418		151		716		99.1		288		158		27400	
RF-FT-WC-030-F-2301	162		173		416		731		136		5.18		89.2		49.6		218		27.1		125		83.1		11300	
Zone 1																										
Z1-FT-SB-001-F-2205	396		173		1110		1070		332		16.9		232		67.3		295		39.4		88.3		53.3		17700	J
Z1-FT-SB-002-F-2207	535		223		1330		1060		380		20		359		122		405		44.1		161		107		18000	
Z1-FT-SB-003-F-2209	674		160		1690		1730		587		25.5		334		115		514		57.4		107		67.3		30300	J
Z1-FT-SB-004-F-2209	285		157		796		664		210		12		144		44.7		191		31		46.7		20.9		13600	J
Z1-FT-SB-005-F-2209	185		98.2		531		567		135		10.3		151		37		148		19.1		63		37.5		7580	
Z1-FT-SB-006-F-2209	466		150		1080		1120		346		19.1		298		98		313		41.4		130		86		19600	J
Z1-FT-SB-007-F-2209	352		72		806		523		173		13.5		283		111		324		33.9		158		158		11100	J
Z1-FT-SB-008-F-2209	235		44.4		570		616		166		9.38		154		47.3		173		18.6		62.4		43.3		9200	J
Z1-FT-SB-009-F-2209	321		88.4		776		823		215		12.8		224		72.2		265		29.4		120		93.9		12500	J
Z1-FT-SB-010-F-2209	540		203		1360		1100		393		16.5		324		116		474		52		162		99.4		21500	
Z1-FT-SB-011-F-2209	253		92.6		623		708		201		8.83	U	131		36.7		152		23.4		47.7		26.1		14100	J
Z1-FT-SB-012-F-2209	814		133		2250		1550		627		30.3		554		198		740		84.7		287		167		30300	
Z1-FT-SB-013-F-2209	909		94		2470		1610		776		29		545		202		792		88.4		249		145		31600	J
Z1-FT-SB-014-F-2209	195		71		507		465		158		7.96		113		41.9		132		19.3		55.4		48.2		8620	J
Z1-FT-SB-015-F-2212	377		135		933		755		273		13.6	J	198		80.9		251	J	32.2		88.1		66.6		13400	J
Z1-FT-SB-016-F-2212	357		16.5		833		647	J	185	J	12.8	J	213		88		139		31.3		152		136		10600	J
Z1-FT-SB-017-F-2212	478		672		1270		2990		416		18.9	J	291		157		502	J	89.9		208		121		45200	J
Z1-FT-SB-018-F-2212	81.1		35.7		205		205		58		2.92	J	48.9		18		63.3	J	8.59		30.4		25.3		3320	J
Z1-FT-SB-019-F-2212	571		184		1470		1220		423		22.2	J	314		124		389	J	49.8		149		107		21600	J
Z1-FT-SB-020-F-2212	188		84		486		478		149		7.34	J	117		46.3		162	J	20.5		64		37.5		7110	J
Z1-FT-SB-021-F-2212	182		50.7		403		340		106		7.25	J	127		57.4		157	J	19.5		107		118		5480	J
Z1-FT-SB-022-F-2212	557		195		1360		1100		382		21.2	J	297		115		348	J	42.7		151		111		18600	J
Z1-FT-SB-023-F-2212	420		133		1010		878		284		15.6	J	239		87.4		298	J	32.7		125		96.9		14700	J
Z1-FT-SB-024-F-2212	366		102		840		748		235		14.2	J	209		84.4		254	J	29.9		115		97.6		12300	J
Z1-FT-SB-025-F-2212	206		96.4		484		453		132		6.78	J	131		48.9		155	J	15.2		80.7		51.9		7170	J
Z1-FT-SB-026-F-2212	29.9	J	14.6		80.7	J	86.2		25.1	J	1.1	J	19.6	J	6.24		31.1	J	4.06		15.2		15.7		1640	J
Z1-FT-SB-027-F-2212	421	J	210		1170	J	824		335	J	14.3	J	219	J	94.9		282	J	41.6		119		73.8		17900	J
Z1-FT-SB-028-F-2212	376	J	145		925	J	722		254	J	12.3	J	222	J	73.8		280	J	28.8		136		95.4		13200	J
Z1-FT-SB-029-F-2301	496		212		1380		1020		413		14.7		291		95.8		464		49.3		145		129		23900	J
Z1-FT-SB-030-F-2301	314		119		850		687		249		10.4		184		59.9		273		29.6		91.1		57.2		14100	J
Z1-FT-WC-001-F-2211	6890		3860		18400	J	13100		5040		101		3280		1350		4110		523		1390		667		445000	J
Z1-FT-WC-002-F-2211	3590		2710		9180	J	8920		3080		98		1680		690		2130		345		741		355		307000	J
Z1-FT-WC-003-F-2211	3660		2570		9630	J	7790		2600		93		1860		773		2040		339		685		309		286000	J
Z1-FT-WC-004-F-2211	1460		1060		3870	J	3260		1180		39		815		294		1120		163		366		194		103000	J
Z1-FT-WC-005-F-2211	1820		1310		4840	J	3410		1330		44		900		349		1250		176		392		174		148000	J
Z1-FT-WC-006-F-2211	1910		1240		5440	J	3850		1470		54.8		1060		374		1440		179		463		225		155000	J
Z1-FT-WC-007-F-2211	3700		2440		11400	J	7650		3000		74.5		2020		742		2650		365		831		437		284000	J
Z1-FT-WC-008-F-2211	2160	J	1490	J	5930		4430	J	1720	J	59.8	J	1030	J	383	J	1490	J	176	J	396	J	183	J	219000	J
Z1-FT-WC-009-F-2211	2060		1580		5240		3760		1370		54.3		935		422		1190		176		457		216		132000	J
Z1-FT-WC-010-F-2211	1380		990		3820		2510		994		35		676		282		944		122		334		184		99400	J
Z1-FT-WC-011-F-2211	2200		1460		6990		4190		1710		67.2		1030		382		1460		195		427		232		200000	J
Z1-FT-WC-012-F-2211	3670		2460		9010		8360		2540		65.4		1640		713		2340		326		838		417		201000	J
Z1-FT-WC-013-F-2211	2580		1970		7260		4480		1680		67.6		1230		550		1360		220		634		325		201000	J
Z1-FT-WC-014-F-2211	2310		1440		6270		3740		1480		47.9		978		443		1320		170		455		188		151000	J
Z1-FT-WC-015-F-2211	5370		3040		14300		11600		4410		102		2320		935		3690		449		1140		628		359000	J
Z1-FT-WC-016-F-2211	3480		1180		8470		6220		2210		78.7		1450		551		2350		266		622		243		241000	J

Table 1. Fish (Fillet) PCB Results
Second MNR Report
Palos Verdes Shelf
Los Angeles County, California

Collection Area/Sample ID	Percent Lipids (Bligh & Dyer)	PCB-5/8	Q	PCB-18	Q	PCB-28	Q	PCB-31	Q	PCB-37	Q	PCB-43/49	Q	PCB-44	Q	PCB-52/69	Q	PCB-61/70	Q	PCB-66/76	Q	PCB-74	Q	PCB-77	Q	PCB-81	Q	PCB-87/117/125	Q	PCB-90/101	Q	PCB-99	Q
Z1-FT-WC-017-F-2211	**3.03**	**120**		**574**		**2830**		**1790**		**72.4**		**6070**		**4490**		**5440**		**9100**		**10100**		**5090**		**349**		**36.2**	**J**	**3760**		**16700**		**10400**	
Z1-FT-WC-018-F-2211	**2.43**	**62.3**		**362**		**2240**		**535**		**14.7**		**5170**		**3150**		**4570**		**3430**		**6230**		**2900**		**132**		**35.4**	**J**	**2350**		**12800**		**7990**	
Z1-FT-WC-019-F-2211	**2.22**	**108**		**755**		**6070**		**2850**		**46.3**		**14400**		**9450**		**13600**		**19100**		**21700**		**11900**		**512**		**99.9**		**9200**		**30200**		**18600**	
Z1-FT-WC-020-F-2211	**9.74**	**188**		**1800**		**13700**		**6210**		**191**		**35000**		**23700**		**34800**		**41200**		**55200**		**29900**		**1340**		**385**		**28100**		**92000**		**52000**	
Z1-FT-WC-021-F-2211	**2.39**	**51.3**		**297**		**2970**		**1550**		**73.3**		**6230**		**4380**		**6150**		**9980**		**10600**		**5810**		**325**		**102**		**4190**		**16400**		**9360**	
Z1-FT-WC-022-F-2211	**2.26**	**58.4**		**509**		**4270**		**2100**		**32.4**		**8930**		**5990**		**8500**		**12400**		**13900**		**7440**		**362**		**76.4**		**5040**		**20900**		**13100**	
Z1-FT-WC-023-F-2211	**5.29**	**192**		**805**		**5890**		**3050**		**184**		**13000**		**8530**		**12100**		**17300**		**20400**		**10400**		**670**		**93.2**		**7940**		**36500**		**22600**	
Z1-FT-WC-024-F-2211	**2.21**	**23.5**		**217**		**1170**		**414**		**5.59**		**3260**		**2250**		**3100**		**2370**		**4110**		**2190**		**64.5**		**14.8**		**2040**		**8170**		**5440**	
Z1-FT-WC-025-F-2211	**4.18**	**127**		**1170**		**7110**		**3220**		**36.2**		**16400**		**12600**		**16800**		**21200**		**26200**		**13800**		**587**		**110**		**11200**		**40700**		**23500**	
Z1-FT-WC-026-F-2211	**2.06**	**88.5**		**540**		**3540**		**1630**		**36.3**		**7170**		**5340**		**6540**		**9950**		**12200**		**6130**		**303**		**63.2**		**4300**		**18800**		**11400**	
Z1-FT-WC-027-F-2211	**3.60**	**73.8**		**438**		**3630**		**1530**		**36.9**		**8490**		**6200**		**8230**		**10100**		**12700**		**6280**		**330**		**61**		**4510**		**21800**		**12500**	
Z1-FT-WC-028-F-2211	**3.48**	**83.9**		**460**		**4220**		**2120**		**75.4**		**9530**		**6400**		**8640**		**14800**		**18800**		**9670**		**531**		**93.7**		**6380**		**26900**		**18900**	
Z1-FT-WC-029-F-2211	**2.71**	**107**		**644**		**5450**		**2350**		**71.4**		**12300**		**8370**		**11700**		**18000**		**21300**		**11100**		**612**		**84.8**		**8850**		**32200**		**19500**	
Z1-FT-WC-030-F-2211	**3.07**	**73.7**		**612**		**5110**		**2400**		**47**		**11300**		**8330**		**11400**		**15500**		**19100**		**10200**		**469**		**101**		**8600**		**30000**		**16700**	
Zone 2																																	
Z2-FT-SB-001-F-2205	**0.885**	**2.07**		**2.76**		**113**		**11.8**		**0.223**	**J**	**355**		**188**		**367**		**159**		**388**		**308**		**2.3**		**3.23**		**330**		**1960**		**1450**	
Z2-FT-SB-002-F-2206	**0.732**	0.302	U	**2.44**		**104**		**5.14**		**2.76**		**493**		**126**		**418**		**114**		**870**		**542**		**2.98**		**25.5**		**658**		**3260**		**2290**	
Z2-FT-SB-003-F-2208	**1.17**	**1.35**		**2.98**		**74.8**		**5.66**		**0.166**	**J**	**173**		**61.7**		**167**		**73.5**		**323**		**197**		**5.52**		0.277	U	**173**		**809**		**836**	
Z2-FT-SB-004-F-2212	**0.713**	**4.72**	**J**	17.5	U	**705**	**J**	28	U	**0.621**	**J**	**2820**	**J**	**726**	**J**	**2430**	**J**	**637**	**J**	**3690**	**J**	**2920**	**J**	**15.4**		**20.9**	**J**	**2840**	**J**	**15600**	**J**	**12500**	**J**
Z2-FT-SB-005-F-2212	**0.757**	**1.78**	**J**	19.2	U	**243**	**J**	11.9	U	0.349	U	**1120**	**J**	**185**	**J**	**1010**	**J**	**95.3**	**J**	**1770**	**J**	**1280**	**J**	**4.79**		**2.9**	**J**	**1360**	**J**	**7830**	**J**	**5260**	**J**
Z2-FT-SB-006-F-2212	**0.936**	**2.9**	**J**	6.59	U	**151**	**J**	15.2	U	**0.218**	**J**	**468**	**J**	**133**	**J**	**441**	**J**	**126**	**J**	**657**	**J**	**534**	**J**	**3.45**		**3.32**	**J**	**467**	**J**	**2070**	**J**	**1740**	**J**
Z2-FT-SB-007-F-2212	**0.791**	**0.494**	**J**	2.23	U	**154**	**J**	8.41	U	0.067	U	**447**	**J**	**183**	**J**	**413**	**J**	**116**	**J**	**524**	**J**	**488**	**J**	**1.63**		**1.4**	**J**	**408**	**J**	**1900**	**J**	**1600**	**J**
Z2-FT-SB-008-F-2212	**0.759**	**0.65**	**J**	1.58	U	**101**	**J**	4.04	U	**0.0922**	**J**	**323**	**J**	**118**	**J**	**282**	**J**	**87.4**	**J**	**457**	**J**	**325**	**J**	**1.85**		**1.24**	**J**	**285**	**J**	**1360**	**J**	**1180**	**J**
Z2-FT-SB-009-F-2212	**0.831**	**1.62**	**J**	3.91	U	**154**	**J**	5.39	U	**0.197**	**J**	**498**	**J**	**136**	**J**	**440**	**J**	**104**	**J**	**712**	**J**	**509**	**J**	**2.89**		**1.85**		**428**	**J**	**2030**	**J**	**1600**	**J**
Z2-FT-SB-010-F-2212	**0.879**	**0.761**	**J**	2.31	U	**83**	**J**	4.6	U	**0.208**	**J**	**273**	**J**	85.3	U	**265**	**J**	**73.5**	**J**	**379**	**J**	**346**	**J**	**1.35**		**1.15**		**247**	**J**	**1330**	**J**	**1310**	**J**
Z2-FT-WC-001-F-2211	**1.83**	**21.6**		**31.3**		**483**		**143**		**5.59**		**1030**		**590**		**788**		**1020**		**1470**		**644**		**43.6**		**8.54**	**J**	**794**		**3410**		**2420**	
Z2-FT-WC-002-F-2211	**2.69**	**48.8**		**93.5**		**1970**		**534**		**15**		**4860**		**3040**		**3880**		**5510**		**8050**		**3880**		**149**		**63.6**	**J**	**5330**		**18000**		**11700**	
Z2-FT-WC-003-F-2211	**4.07**	**167**		**255**	**J**	**3330**	**J**	**1290**	**J**	**42.6**		**7340**	**J**	**4820**	**J**	**7010**	**J**	**9240**	**J**	**10900**	**J**	**5390**	**J**	**298**		**56.7**		**5670**	**J**	**22000**	**J**	**13400**	**J**
Z2-FT-WC-004-F-2211	**1.83**	**38.2**		**154**	**J**	**1630**	**J**	**412**	**J**	**8.48**		**3610**	**J**	**2300**	**J**	**3690**	**J**	**3310**	**J**	**6550**	**J**	**3140**	**J**	**129**		**36.9**		**3080**	**J**	**14500**	**J**	**8790**	**J**
Z2-FT-WC-005-F-2211	**3.48**	**60.7**		**76.4**	**J**	**918**	**J**	**287**	**J**	**13.4**		**2010**	**J**	**1130**	**J**	**1420**	**J**	**1940**	**J**	**2660**	**J**	**1210**	**J**	**99**		**11.1**		**1440**	**J**	**6560**	**J**	**4890**	**J**
Z2-FT-WC-006-F-2211	**2.24**	**35.8**		**117**	**J**	**925**	**J**	**316**	**J**	**5.09**		**1810**	**J**	**1150**	**J**	**1630**	**J**	**1870**	**J**	**2700**	**J**	**1300**	**J**	**62.3**		**21**		**1490**	**J**	**5870**	**J**	**4160**	**J**
Z2-FT-WC-007-F-2211	**1.97**	**62.3**		**124**	**J**	**1490**	**J**	**631**	**J**	**35.3**		**2760**	**J**	**2180**	**J**	**2740**	**J**	**3790**	**J**	**4760**	**J**	**2400**	**J**	**150**		**18.4**		**2300**	**J**	**8030**	**J**	**4650**	**J**
Z2-FT-WC-008-F-2211	**6.80**	**40.6**	**J**	**75.4**	**J**	**1110**	**J**	**263**	**J**	**13.8**		**3240**	**J**	**1770**	**J**	**2510**	**J**	**2960**	**J**	**6340**	**J**	**2980**	**J**	**79.3**		**34.5**	**J**	**3250**	**J**	**12600**	**J**	**9270**	**J**
Z2-FT-WC-009-F-2211	**7.73**	**94.8**		**365**	**J**	**4280**	**J**	**1520**	**J**	**50.8**	**J**	**8290**		**5900**	**J**	**8420**	**J**	**10000**	**J**	**11700**	**J**	**5850**	**J**	**275**	**J**	**229**		**4930**	**J**	**18700**	**J**	**10200**	**J**
Z2-FT-WC-010-F-2211	**7.56**	**132**		**551**	**J**	**2810**	**J**	**1330**	**J**	**26.5**	**J**	**4450**		**3860**	**J**	**4810**	**J**	**4140**	**J**	**4960**	**J**	**2600**	**J**	**156**	**J**	**34.7**		**2580**	**J**	**9720**	**J**	**5530**	**J**
Zone 3																																	
Z3-FT-SB-001-F-2301	**0.605**	0.646	U	**0.698**		**11.8**		**1.16**		0.041	U	**59.7**		**14.2**		**52**		**10**		**49.3**		**54.4**		**0.166**	**J**	**0.363**	**J**	**57**		**387**		**323**	
Z3-FT-SB-002-F-2301	**0.592**	0.102	U	**0.493**		**21.5**		**0.595**		**0.0947**	**J**	**102**		**1.03**		**22.4**		**8.94**		**173**		**103**		0.426	U	0.472	U	**94.7**		**770**		**814**	
Z3-FT-SB-003-F-2301	**0.890**	**1.04**		**2.08**		**33.6**		**3.68**		**0.163**	**J**	**126**		**32.5**		**107**		**39.1**		**140**		**122**		**0.411**	**J**	**0.608**		**101**		**599**		**654**	
Z3-FT-SB-004-F-2301	**0.811**	**1.73**		**2.06**		**47.9**		**2.62**		**0.147**	**J**	**233**		**42.6**		**185**		**30.4**		**211**		**219**		**0.272**	**J**	**1.71**		**227**		**1430**		**1460**	
Z3-FT-SB-005-F-2301	**0.885**	**2.96**		**2.07**		**162**		**6.66**		**0.774**		**672**		**140**		**406**		**167**		**945**		**524**		**3.2**		**1.8**		**402**		**2740**		**2960**	
Z3-FT-SB-006-F-2302	**0.984**	**3.29**		**4.05**		**44.1**		**6.44**		0.353	U	**137**		**37.7**		**109**		**52.6**		**170**		**102**		1.03	U	**0.654**		**98.8**		**590**		**534**	
Z3-FT-SB-007-F-2302	**0.658**	**0.706**	**J**	**1.27**		**21.6**		**2.02**		**0.142**	**J**	**109**		**32.9**		**75.9**		**33.2**		**145**		**87.4**		**0.488**		**1.29**		**109**		**612**		**572**	
Z3-FT-SB-008-F-2310	**0.562**	1	U	**23.8**	**J**	**90.9**	**J**	**29.3**	**J**	1.88	UJ	**493**		**172**	**J**	**405**		**98.1**	**J**	**341**		**397**		3.04	U	**3.77**		**424**		**2520**		**1960**	
Z3-FT-SB-009-F-2311	**0.553**	0.869	U	**26.3**	**J**	**67.6**	**J**	**31.5**	**J**	3.04	UJ	**220**		**60.8**	**J**	**123**	**J**	**93.6**	**J**	**264**		**207**		**2.61**		**3.55**		**186**		**1240**		**1220**	
Z3-FT-SB-010-F-2311	**0.491**	1.54	U	**34.1**	**J**	**57.7**	**J**	**36**	**J**	**4.37**	**J**	**146**	**J**	**94.4**	**J**	**136**	**J**	**79.8**	**J**	**174**		**100**		2.4	U	**3.89**		**93.7**		**470**		**415**	
Z3-FT-SB-011-F-2311	**0.649**	6.62	U	**39.6**	**J**	**146**		**40.8**	**J**	**3.45**	**J**	**663**		**269**		**474**		**144**	**J**	**678**		**460**		**3.34**		**16.5**		**451**		**2630**		**2380**	
Z3-FT-SB-012-F-2311	**1.590**	**9.42**		**43.5**	**J**	**202**		**56.5**	**J**	**3.22**	**J**	**907**		**409**		**778**		**362**		**887**		**635**		5.33	U	**26.9**		**722**		**3820**		**3280**	
Z3-FT-SB-013-F-2311	**0.864**	5.74	U	**34.5**	**J**	**103**	**J**	**44.6**	**J**	**4.23**	**J**	**431**		**201**	**J**	**359**		**195**		**518**		**350**		3.48	U	**13.6**		**353**		**2110**		**1880**	
Z3-FT-SB-014-F-2311	**1.090**	**9.82**		**38.5**	**J**	**234**		**52.9**	**J**	**4.54**	**J**	**818**		**195**	**J**	**546**		**284**		**887**		**649**		**8.52**		**8.65**		**519**		**3210**		**3160**	

Table 1. Fish (Fillet) PCB Resu
Second MNR Report
Palos Verdes Shelf
Los Angeles County, California

Collection Area/Sample ID	PCB-105	Q	PCB-106/118	Q	PCB-110	Q	PCB-114	Q	PCB-119	Q	PCB-123	Q	PCB-126	Q	PCB-128/162	Q	PCB-138/163/164	Q	PCB-139/149	Q	PCB-151	Q	PCB-153	Q	PCB-156	Q	PCB-157	Q	PCB-158/160	Q	PCB-167	Q	PCB-168	Q	PCB-169	Q
Z1-FT-WC-017-F-2211	5910		15900		12900		307		394		325		35.3		1840		16100		10100		2560		18600		1240		331		1370		610		15.5		1.72	
Z1-FT-WC-018-F-2211	3710		10700		9000		183		377		190		30.8		1510		12300		8320		2460		15300		891		253		983		487		18.6		1.53	U
Z1-FT-WC-019-F-2211	12100		29900		24500		638		617		601		56.3		3000		25800		15800		4210		27600		2390		518		2380		969		26.3		0.629	U
Z1-FT-WC-020-F-2211	36400		90300		73600		1760		1760		1470		185		9830		75700		47900		12900		83100		6500		1370		7800		2830		84.4		1.79	
Z1-FT-WC-021-F-2211	6880		16200		13000		377		337		299		33.6		1800		14800		8850		2380		16000		1270		319		1440		594		17.9		0.151	U
Z1-FT-WC-022-F-2211	8910		21000		15400		439		441		390		37.7		2320		19900		10500		2800		21900		1440		368		1700		640		19.3		0.513	
Z1-FT-WC-023-F-2211	13500		35500		27200		655		892		644		84.5		4110		35200		21500		6300		40300		2570		687		2940		1270		39.6		1.13	
Z1-FT-WC-024-F-2211	2620		6880		6740		148		227		151		16.1		1110		7720		5130		1600		10000		617		161		721		293		10		0.215	U
Z1-FT-WC-025-F-2211	15400		39100		30400		792		870		722		82.1		4080		36400		20000		5880		40600		2650		696		3010		1250		31.2		0.843	
Z1-FT-WC-026-F-2211	6460		17100		14400		347		435		375		34.9		2000		16800		10500		2690		18500		1230		327		1460		623		15.5		1.11	
Z1-FT-WC-027-F-2211	7580		19500		16300		370		470		406		41		2180		19200		11600		3160		21300		1310		351		1520		666		19		0.647	
Z1-FT-WC-028-F-2211	12400		32700		21600		606		636		559		50.9		3610		30900		14500		4090		34600		2340		603		2730		1050		31.1		0.288	U
Z1-FT-WC-029-F-2211	13900		33500		24300		654		682		642		61.6		3500		31000		16100		4500		35500		2650		604		2510		1130		33.5		0.567	U
Z1-FT-WC-030-F-2211	11200		28200		23000		587		555		515		49.8		2750		23000		14200		3950		26200		1940		489		2210		886		20.6		0.225	U
Zone 2																																				
Z2-FT-SB-001-F-2205	566		2090		697		29.1		16.4		15.7		3.02		377		3310		1180		493		4740		224		68.7		257		71.8		7.18		0.374	J
Z2-FT-SB-002-F-2206	1190		3920		948		65.5		18.4		26.6		5.32		793		5670		1670		509		6720		463		125		470		164		3.27		0.363	U
Z2-FT-SB-003-F-2208	544		1520		316		23		14.8		18.2		4.29		282		1920		369		115		2670		186		53.7		150		84.2		2.9	U	0.146	U
Z2-FT-SB-004-F-2212	6260	J	19100	J	5800	J	330		136		157	J	44.6		3020		27600		8050	J	3000		33400	J	2970		792		2220		1060		44.3		2.63	
Z2-FT-SB-005-F-2212	3020	J	8340	J	1480	J	148		54.3		84.7	J	6.01		1350		9970		2410	J	1260		12300	J	905		201		1010		314		11.4		0.232	U
Z2-FT-SB-006-F-2212	972	J	2760	J	682	J	57.8		14.7		34.4	J	3.27		412		2940		908	J	411		3750	J	303		80.5		300		99.7		4.58		0.308	J
Z2-FT-SB-007-F-2212	884	J	2550	J	608	J	47		11.6		20.2	J	2.34		388		3040		954	J	388		3920	J	286		77.6		303		95.6		3.9		0.403	J
Z2-FT-SB-008-F-2212	651	J	1950	J	583	J	32.6		14.3	J	21.7	J	2.55	J	315		2460		777	J	341		3130	J	233		62.4		228	J	92	J	2.61	J	0.346	U
Z2-FT-SB-009-F-2212	889	J	2530	J	887	J	47.2		27.3	J	30.2	J	3.15	J	376		2760		1060	J	374		3420	J	259		71.1		266	J	104	J	2.84	J	0.271	U
Z2-FT-SB-010-F-2212	707	J	2030	J	436	J	37.7		9.15	J	18.4	J	1.7	J	378		2590		729	J	286		3980	J	243		64		257	J	91.6	J	3.51	J	0.259	J
Z2-FT-WC-001-F-2211	1180		3350		2510		59.8		132		72.6		10.5		566		3920		2310		670		4840		314		90.8		335		180		5.96		0.29	U
Z2-FT-WC-002-F-2211	8380		18300		14000		405		564		329		46		2480		21300		10900		3420		23000		1570		434		2260		763		31.3		1.96	
Z2-FT-WC-003-F-2211	8970	J	20500		16400	J	429		586		445		58.6		2580		22100	J	11100	J	3280	J	22400	J	1670		452		2200		871		31.6		0.336	U
Z2-FT-WC-004-F-2211	5590	J	13600		10700	J	261		421		263		46.9		2830		14900	J	7130	J	1940	J	16100	J	1070		288		1390		572		27.6		0.283	U
Z2-FT-WC-005-F-2211	2420	J	6360		4700	J	107		259		151		19.3		1660		7430	J	3650	J	1140	J	8290	J	525		160		631		298		13.5		0.202	U
Z2-FT-WC-006-F-2211	2160	J	5710		4430	J	124		182		124		16.8		1710		6250	J	3150	J	1100	J	8010	J	501		139		631		257		10.9		0.2	U
Z2-FT-WC-007-F-2211	3550	J	7710		6110	J	185		203		157		21.5		895		7190	J	3640	J	1210	J	7670	J	606		152		733		313		10.7		0.187	U
Z2-FT-WC-008-F-2211	5350	J	13100	J	9050	J	277	J	413	J	242	J	29	J	1870	J	15000	J	6980	J	2230	J	16200	J	1180	J	331	J	1460	J	554	J	31.4	J	0.439	U
Z2-FT-WC-009-F-2211	6760	J	15300		14500	J	383		448		335		50.9		1890		16800		10100		2880		17100	J	1330		329		1780		684		38.3		0.459	U
Z2-FT-WC-010-F-2211	3690	J	8600		7780	J	197		248		186		32.6		1150		8350		5280		1730		10200	J	715		187		980		381		14.4		0.479	U
Zone 3																																				
Z3-FT-SB-001-F-2301	130		452		72.4		5.06		2.67		2.77		0.653		88.7		661		228		66.2		947		46.9		13.5		38.2		14.5		0.849	U	0.154	U
Z3-FT-SB-002-F-2301	324		1200		173		13.3		8.04		11.9		1.73		303		2070		521		116		3310		166		47.4		142		51.4		4.23		0.185	U
Z3-FT-SB-003-F-2301	249		902		190		9.59		4.55		5.91		0.714		185		1270		291		140		1840		96.3		26.2		94.1		36		2.32		0.0833	U
Z3-FT-SB-004-F-2301	600		2140		420		25.8		9.65		7.31		1.44		468		3120		816		302		4630		274		73.8		238		65.3		4.85		0.174	J
Z3-FT-SB-005-F-2301	1030		3630		1260		41.2		112		38.1		4.46		739		4720		1320		599		7270		408		109		421		160		7.31		0.452	J
Z3-FT-SB-006-F-2302	239		809		304		8.98		14.9		8.81		1.56		163		1110		407		139		1440		88.6		23.4		80.9		40.7		1.73		0.0974	U
Z3-FT-SB-007-F-2302	244		925		283		9.75		8.85		8.83		1.97		183		1360		478		146		1800		112		31.2		92.1		50.1		1.93		0.218	U
Z3-FT-SB-008-F-2310	869		3030		534		44.8		21.2		15.5		7.45		628		4490		1570		478		5310		468		125		316		141		19.1		0.87	U
Z3-FT-SB-009-F-2311	557		1970		256		28		9.03	U	15.9		3.29		519		3170		766		166		4160		291		85.9		245		102		11.4		0.51	U
Z3-FT-SB-010-F-2311	185		677		212		9.75		8.13		12.3		2.69		137		1000		366		108		1230		91		26.8		75.2		49.4		4.65		0.658	U
Z3-FT-SB-011-F-2311	891		3280		1130		48.9		53.4		28.5		8.18		749		5070		1810		624		6610		408		126		404		175		17.9		0.777	U
Z3-FT-SB-012-F-2311	1350		5040		1630		81.8		74.9		41.3		13.7		1120		7390		2510		862		9360		616		166		562		256		20.9		1.11	
Z3-FT-SB-013-F-2311	757		2980		805		47.2		34.1		19.2		8.15		656		4720		1400		461		6410		446		128		335		187		19.2		1.16	U
Z3-FT-SB-014-F-2311	1170		4500		1110		71.7		92.2		50.8		7.86		896		5990		1610		790		8340		570		159		522		205		21.7		0.74	U

Table 1. Fish (Fillet) PCB Resu
Second MNR Report
Palos Verdes Shelf
Los Angeles County, California

Collection Area/Sample ID	PCB-170	Q	PCB-177	Q	PCB-180	Q	PCB-182/187	Q	PCB-183	Q	PCB-189	Q	PCB-194	Q	PCB-195	Q	PCB-196/203	Q	PCB-201	Q	PCB-206	Q	PCB-209	Q	Total PCBs (sum of 46 congeners)	Q
Z1-FT-WC-017-F-2211	2500		1710		7190		4220		1090		58		1150		458		1850		224		555		274		187000	J
Z1-FT-WC-018-F-2211	1970		1700		5350		5460		1450		54.8		1090		392		1240		190		579		230		138000	J
Z1-FT-WC-019-F-2211	3950		2530		11600		8520		3160		100		1580		593		2630		288		681		338		346000	
Z1-FT-WC-020-F-2211	10500		6470		29900		22000		8360		242		4290		1480		7740		731		1750		699		963000	
Z1-FT-WC-021-F-2211	2650		1390		7300		5140		1820		62.3		1140		426		1820		211		521		318		186000	
Z1-FT-WC-022-F-2211	2890		1550		8370		6420		2270		64.2		1140		468		2010		221		494		229		238000	
Z1-FT-WC-023-F-2211	5690		4410		15800		12500		4270		110		1920		754		3390		408		904		442		404000	
Z1-FT-WC-024-F-2211	1370		940		3460		3120		1060		27		592		230		1040		112		287		123		91300	
Z1-FT-WC-025-F-2211	5500		3770		14600		11000		3840		107		1810		706		3150		358		772		374		443000	
Z1-FT-WC-026-F-2211	2380		1630		7700		5320		1950		66.9		1160		448		1920		223		584		279		205000	
Z1-FT-WC-027-F-2211	2810		1720		8090		6380		2160		69.1		1200		457		1940		230		578		312		229000	
Z1-FT-WC-028-F-2211	5250		2140		14700		9500		3720		97.1		2050		780		3430		355		846		448		334000	
Z1-FT-WC-029-F-2211	4480		2630		12300		9230		3310		107		1830		713		3000		341		751		362		363000	
Z1-FT-WC-030-F-2211	3740		2390		11100		7330		2800		84.9		1420		540		2400		262		617		295		313000	
Zone 2																										
Z2-FT-SB-001-F-2205	715		333		2010		1710		700		26.8		394		127		649		77.5		236		175		26900	J
Z2-FT-SB-002-F-2206	1030		301		2610		2890		1020		35.8		456		157		704		87.1		190		122		41300	
Z2-FT-SB-003-F-2208	401		115		941		797		258		18.3		271		101		298		34.7		158		126		14700	J
Z2-FT-SB-004-F-2212	5880		2650		14600		13500	J	3880	J	258	J	3510		1450		2760		495		1600		840		210000	J
Z2-FT-SB-005-F-2212	2090		856		5540		2780	J	1270	J	59.9	J	1080		398		1790		199		403		263		79800	J
Z2-FT-SB-006-F-2212	572		212		1460		969	J	449	J	19.5	J	281		117		391		49.8		141		98		25300	J
Z2-FT-SB-007-F-2212	657		313		1750		1040	J	317	J	26	J	453		136		605		79.1		240		209		25700	J
Z2-FT-SB-008-F-2212	610	J	357		1640	J	1210	J	463	J	21.9	J	471	J	198		528	J	81.6		332		330		21700	J
Z2-FT-SB-009-F-2212	549	J	305		1410	J	1160		418	J	17.4	J	282	J	134		328	J	59.8		139		90		24600	J
Z2-FT-SB-010-F-2212	549	J	187		1540	J	1250		467	J	19	J	327	J	126		482	J	62.7		176		126		21600	J
Z2-FT-WC-001-F-2211	721		558		1870		1630		531	J	20.8		499		187		694	J	99.6		363		248		40900	J
Z2-FT-WC-002-F-2211	3320		2100		8660		7010		2690	J	56		1660		654		2100	J	314		681		340		205000	J
Z2-FT-WC-003-F-2211	3460		2270		9510		6400		2450		91.9		2120		666		2170		305		829		348		236000	J
Z2-FT-WC-004-F-2211	1860		1340		5070		2900		1450		51		924		364		1120		187		540		204		145000	J
Z2-FT-WC-005-F-2211	1130		910		3020		1760		883		31.5		747		265		762		132		380		191		72800	J
Z2-FT-WC-006-F-2211	1170		796		3000		1860		957		25.1		721		252		816		111		322		151		68100	J
Z2-FT-WC-007-F-2211	1050		705		3030		2050		772		29.6		589		219		751		91.5		233		115		86100	J
Z2-FT-WC-008-F-2211	2590	J	1390	J	6860		5170	J	1930	J	39.6	J	1370	J	545	J	1960	J	240	J	588	J	292	J	144000	J
Z2-FT-WC-009-F-2211	2330		1690		7110	J	4430		1900		64.7		1310		503		1380		211		511		229		203000	J
Z2-FT-WC-010-F-2211	1420		1040		4090	J	2930		1090		36.9		766		288		990		129		319		136		111000	J
Zone 3																										
Z3-FT-SB-001-F-2301	94.6		54.1		260		375		82.3		3.87		48.7		17.1		90.4		13.4		31.8		19		4880	J
Z3-FT-SB-002-F-2301	454		107		1190		1170		362		16.2		271		81.5		415		43.7		160		108		15000	J
Z3-FT-SB-003-F-2301	281		106		727		652		203		9.31		195		61.4		278		33		130		95.6		10100	J
Z3-FT-SB-004-F-2301	679		238		1710		1580		511		23.8		422		131		618		72.8		264		213		23800	J
Z3-FT-SB-005-F-2301	965		335		2830		2200		783		31.6		548		201		868		110		335		209		40400	J
Z3-FT-SB-006-F-2302	213		133		538		554		161		7.18		126		37.9		178		24		94		68.5		8910	
Z3-FT-SB-007-F-2302	260		165		715		714		193		10.5		174		50.1		240		28.4		113		69.5		10300	J
Z3-FT-SB-008-F-2310	820		490		1940		2150		654		39.7		434		164		728		100		245		107		32900	J
Z3-FT-SB-009-F-2311	638		148		1630		1550		509		30.7		424		156		679		71.6		335		239		22500	J
Z3-FT-SB-010-F-2311	186		129		519		509		150		12.1		140		44.6		202		28.6		101		57		8120	J
Z3-FT-SB-011-F-2311	968		597		2620		2250		740		45.3		621		229		981		131		426		260		39700	J
Z3-FT-SB-012-F-2311	1310		658		3290		3060		1050		63.2		817		280		1230		138		580		389		56100	J
Z3-FT-SB-013-F-2311	930		514		2670		2190		680		47.2		537		164		791		95.4		315		185		35100	J
Z3-FT-SB-014-F-2311	1250		423		3350		2650		1050		55.2		804		290		1320		148		515		312		48900	J

Table 1. Fish (Fillet) PCB Results
Second MNR Report
Palos Verdes Shelf
Los Angeles County, California

Collection Area/Sample ID	Percent Lipids (Bligh & Dyer)	PCB-5/8	Q	PCB-18	Q	PCB-28	Q	PCB-31	Q	PCB-37	Q	PCB-43/49	Q	PCB-44	Q	PCB-52/69	Q	PCB-61/70	Q	PCB-66/76	Q	PCB-74	Q	PCB-77	Q	PCB-81	Q	PCB-87/117/125	Q	PCB-90/101	Q	PCB-99	Q
Z3-FT-SB-015-F-2311	**0.633**	**4.44**		**31**	**J**	**92.7**	**J**	**44.3**	**J**	**4.37**	**J**	**331**		**87.9**	**J**	**217**	**J**	**173**		**407**		**286**		**3.6**		**11.2**		**293**		**1720**		**1550**	
Z3-FT-SB-016-F-2311	**0.597**	**3.89**		**27.2**	**J**	**47.3**	**J**	**29**	**J**	3.87	UJ	**133**	**J**	**57.9**	**J**	**110**	**J**	**62.1**	**J**	**143**		**122**		1.21	U	**1.89**		**79.5**		**635**		**530**	
Z3-FT-SB-017-F-2311	**0.578**	4.3	U	**29.8**	**J**	**94.5**	**J**	**38.9**	**J**	**3.33**	**J**	**365**		**131**	**J**	**308**		**91.3**	**J**	**345**		**255**		**2.38**		**8.17**		**232**		**1410**		**1220**	
Z3-FT-SB-018-F-2311	**0.768**	**4.83**		**26.7**	**J**	**102**	**J**	**28.9**	**J**	3.19	UJ	**278**		**118**	**J**	**261**		**97.5**	**J**	**392**		**325**		**1.93**		**3.31**		**241**		**1110**		**1510**	
Z3-FT-SB-019-F-2311	**0.557**	**3.95**		**29.7**	**J**	**79.4**	**J**	**33**	**J**	**4.74**	**J**	**210**		**62.6**	**J**	**121**	**J**	**104**	**J**	**268**		**178**		**2.24**		**2.09**		**136**		**746**		**583**	
Z3-FT-SB-020-F-2311	**0.468**	5.47	U	**45.4**	**J**	**64.5**	**J**	**50.1**	**J**	2.73	UJ	**145**	**J**	**100**	**J**	**128**	**J**	**100**	**J**	**154**		**119**		1.38	U	**1.52**		**71.2**		**457**		**375**	
Z3-FT-SB-021-F-2311	**0.992**	**4.64**		**27.5**	**J**	**199**		**42**	**J**	2.45	UJ	**662**		**283**		**548**		**265**		**834**		**541**		**5.18**		**7.55**		**542**		**2680**		**2150**	
Z3-FT-SB-022-F-2311	**0.764**	3.37	U	**23.6**	**J**	**61.4**	**J**	**28.7**	**J**	2.38	UJ	**154**	**J**	**85.1**	**J**	**145**	**J**	**68**	**J**	**181**		**116**		**2.56**		**0.989**		**90.8**		**491**		**426**	
Z3-FT-SB-023-F-2311	**0.654**	**5.13**		**24**	**J**	**87.3**	**J**	**34.6**	**J**	4.9	UJ	**222**		**61.4**	**J**	**125**	**J**	**128**	**J**	**279**		**162**		**2.4**		1.28	U	**100**		**685**		**664**	
Z3-FT-SB-024-F-2311	**0.684**	1.4	U	**48.1**	**J**	**186**		**103**	**J**	**11.1**	**J**	**449**		**121**	**J**	**361**		**369**		**589**		**424**		**2.96**		**14.3**		**271**		**1530**		**1200**	
Z3-FT-SB-025-F-2311	**0.752**	4.68	U	**31.6**	**J**	**81.1**	**J**	**39.2**	**J**	2.99	UJ	**260**		**122**	**J**	**233**	**J**	**130**	**J**	**273**		**180**		2.22	U	**7.07**		**184**		**1010**		**803**	
Z3-FT-WC-001-F-2211	**2.05**	**67**		**96.3**		**1500**		**448**		**11.1**	**J**	**3120**		**1660**		**2510**		**3150**		**4850**		**2130**		**123**		**26.2**	**J**	**2630**		**12200**		**8550**	
Z3-FT-WC-002-F-2211	**1.38**	**24.5**		**44.7**		**681**		**264**		**8.3**	**J**	**2070**		**1030**		**1540**		**1810**		**2970**		**1380**		**59.5**		**20.9**	**J**	**1640**		**7850**		**5970**	
Z3-FT-WC-003-F-2211	**2.44**	**28.2**		**32.2**		**547**		**148**		**5.39**	**J**	**1290**		**580**		**859**		**1160**		**1870**		**735**		**50.6**		**6.06**	**J**	**790**		**3760**		**3130**	
Z3-FT-WC-004-F-2211	**2.27**	**21.1**		**27.9**		**428**		**129**		**3.82**	**J**	**951**		**452**		**666**		**782**		**1230**		**491**		**38.4**		2.28	U	**520**		**2710**		**2110**	
Z3-FT-WC-005-F-2211	**2.08**	**9.9**		**10.9**		**184**		**52.7**		**3.09**	**J**	**475**		**198**		**287**		**401**		**719**		**274**		**18.2**		**6.26**	**J**	**311**		**1770**		**1400**	
Z3-FT-WC-006-F-2211	**1.42**	**10.9**		**13.6**		**270**		**84.1**		**3.21**	**J**	**640**		**343**		**462**		**625**		**952**		**383**		**28.9**		**5.59**	**J**	**430**		**1950**		**1430**	
Z3-FT-WC-007-F-2211	**1.54**	**21.6**		**19.6**		**347**		**77**		**5.54**	**J**	**1180**		**488**		**669**		**908**		**1830**		**756**		**38.3**		**6.26**	**J**	**970**		**4610**		**3950**	
Z3-FT-WC-008-F-2211	**4.71**	**104**		**103**		**1770**		**527**		**19**	**J**	**4430**		**2030**		**2710**		**3880**		**6900**		**2610**		**178**		**17.4**	**J**	**2910**		**13100**		**9880**	
Z3-FT-WC-009-F-2211	**2.60**	**36.9**		**85.5**		**954**		**399**		**15.8**	**J**	**1650**		**1000**		**1400**		**1470**		**1810**		**851**		**67.6**		**3.49**	**J**	**871**		**3860**		**2810**	
Z3-FT-WC-010-F-2211	**1.37**	**22.3**		**25**		**336**		**102**		**5.44**	**J**	**822**		**433**		**612**		**755**		**1130**		**483**		**32.7**		**6.93**	**J**	**556**		**2550**		**1840**	
Z3-FT-WC-011-F-2211	**1.42**	**35.3**		**34.6**		**544**		**122**		**8.94**	**J**	**1980**		**769**		**1110**		**1480**		**3170**		**1310**		**63.4**		**13**	**J**	**2100**		**11800**		**10300**	
Z3-FT-WC-012-F-2211	**2.02**	**24.3**		**23.7**		**486**		**94**		**7.21**		**1540**		**616**		**862**		**1220**		**2590**		**1110**		**43.2**		**2.71**	**J**	**1300**		**7780**		**6770**	
Z3-FT-WC-013-F-2211	**2.12**	**13.2**		**13.1**		**269**		**48.3**		1.93	U	**954**		**425**		**667**		**616**		**1420**		**604**		**18.3**		**2.44**	**J**	**784**		**3830**		**2900**	
Z3-FT-WC-014-F-2211	**3.84**	**67.9**		**60.2**		**904**		**257**		**25**		**1920**		**866**		**1200**		**1840**		**2700**		**1100**		**84.4**		**12.1**	**J**	**1090**		**5150**		**4200**	
Z3-FT-WC-015-F-2211	**1.73**	2.09	U	**5.67**		**53.6**		**16**		2.75	U	**73.4**		**44.7**		**79.3**		**89.7**		**142**		**64.5**		**8.67**		0.378	U	**54.3**		**330**		**265**	
Z3-FT-WC-016-F-2211	**2.09**	**26.2**		**28.2**		**856**		**237**		**10.3**		**2310**		**1080**		**1690**		**2640**		**4160**		**2010**		**80.6**		8.49	U	**2190**		**8840**		**6490**	
Z3-FT-WC-017-F-2211	**1.13**	2.31	U	**7.48**		**87.5**		**24.2**		**2.23**		**216**		**98.2**		**127**		**164**		**269**		**106**		**9.66**		**1.16**	**J**	**138**		**758**		**588**	
Z3-FT-WC-018-F-2211	**2.23**	**41.4**		**35.9**		**549**		**175**		**10.5**		**1490**		**705**		**1010**		**1490**		**2240**		**1000**		**68.8**		**8.81**	**J**	**1150**		**5080**		**3790**	
Z3-FT-WC-019-F-2211	**1.77**	16.9	U	**15.1**		**283**		**69.7**		**7.77**		**605**		**260**		**351**		**516**		**815**		**319**		**28.3**		**1.75**	**J**	**328**		**1820**		**1380**	
Z3-FT-WC-020-F-2211	**1.81**	**22.4**		**20.7**		**310**		**69.1**		**4.37**		**711**		**330**		**407**		**541**		**844**		**343**		**30.7**		**6.04**	**J**	**377**		**1970**		**1570**	
Z3-FT-WC-021-F-2211	**2.75**	**33.2**		**31.2**		**507**		**137**		**7.36**		**1100**		**511**		**641**		**840**		**1380**		**556**		**44.1**		**8.35**	**J**	**610**		**3190**		**2600**	
Z3-FT-WC-022-F-2211	**1.53**	**21.5**		**17.5**		**238**		**54.3**		**2.89**		**610**		**260**		**330**		**433**		**788**		**290**		**22.4**		**4.45**	**J**	**413**		**2230**		**1710**	
Z3-FT-WC-023-F-2211	**1.57**	**27.7**		**17.4**		**268**		**79.9**		**8.03**		**538**		**268**		**358**		**532**		**801**		**316**		**39.6**		**3.18**	**J**	**378**		**1820**		**1440**	
Z3-FT-WC-024-F-2211	**2.44**	**60.6**		**105**		**2520**		**683**		**20.4**		**6760**		**3940**		**5690**		**5810**		**10400**		**4800**		**182**		**48.3**	**J**	**6090**		**26400**		**17800**	
Z3-FT-WC-025-F-2211	**1.36**	3.18	U	**13**		**311**		**51.7**		1.41	U	**956**		**370**		**519**		**593**		**1390**		**539**		**30.1**		**4.48**	**J**	**673**		**3750**		**3380**	
Z3-FT-WC-026-F-2211	**1.20**	**17.8**		**16.6**		**403**		**98.4**		**4.97**		**1190**		**482**		**666**		**899**		**1720**		**722**		**36.6**		**4.78**	**J**	**823**		**4350**		**4140**	
Z3-FT-WC-027-F-2211	**2.87**	**64.5**		**56.1**		**907**		**245**		**17.7**		**2140**		**971**		**1200**		**1790**		**2830**		**1140**		**112**		**9.9**	**J**	**1440**		**7200**		**5570**	
Z3-FT-WC-028-F-2211	**2.69**	**54.2**		**43.6**		**649**		**164**		**12.4**		**1580**		**515**		**901**		**1330**		**2110**		**876**		**72.9**		**6.52**	**J**	**1040**		**5370**		**4330**	
Z3-FT-WC-029-F-2211	**2.39**	**24.9**		**21.5**		**362**		**86**		**6.69**		**862**		**405**		**506**		**783**		**1280**		**519**		**41.7**		**2.45**	**J**	**601**		**3140**		**2770**	
Z3-FT-WC-030-F-2211	**1.83**	**22.2**		**19.2**		**351**		**85.3**		**5.38**		**1050**		**438**		**591**		**887**		**1560**		**641**		**37.6**		**3.35**	**J**	**793**		**4140**		**3280**	

Table 1. Fish (Fillet) PCB Resu
Second MNR Report
Palos Verdes Shelf
Los Angeles County, California

Collection Area/Sample ID	PCB-105	Q	PCB-106/118	Q	PCB-110	Q	PCB-114	Q	PCB-119	Q	PCB-123	Q	PCB-126	Q	PCB-128/162	Q	PCB-138/163/164	Q	PCB-139/149	Q	PCB-151	Q	PCB-153	Q	PCB-156	Q	PCB-157	Q	PCB-158/160	Q	PCB-167	Q	PCB-168	Q	PCB-169	Q
Z3-FT-SB-015-F-2311	**697**		**2870**		**546**		**42.4**		**19.3**		**23**		4.94	U	**559**		**4100**		**1200**		**305**		**5400**		**469**		**126**		**324**		**166**		**11**		0.833	U
Z3-FT-SB-016-F-2311	**254**		**930**		**92.9**		**14.7**		**3.21**		**7.57**		1.59	U	**237**		**1430**		**308**		**73.9**		**2080**		**140**		**38.1**		**102**		**40.2**		**5.81**		0.571	U
Z3-FT-SB-017-F-2311	**463**		**1810**		**392**		**30.8**		**8.85**		**17.7**		**3.54**		**375**		**2520**		**780**		**233**		**3250**		**236**		**54.8**		**198**		**73.3**		**11.2**		0.624	U
Z3-FT-SB-018-F-2311	**610**		**2330**		**601**		**37**		**34.2**		**24.7**		**3.81**		**445**		**3300**		**620**		**350**		**4270**		**297**		**77.1**		**257**		**135**		11.8	U	0.583	U
Z3-FT-SB-019-F-2311	**325**		**938**		**244**		**15.8**		5.99	U	**14.5**		**3.18**		**176**		**1150**		**417**		**119**		**1360**		**117**		**32.6**		**93.1**		**45.5**		0.328	U	0.432	U
Z3-FT-SB-020-F-2311	**184**		**610**		**132**		**9.55**		**6.72**		5.69	U	0.937	U	**130**		**851**		**241**		**56.5**		**1060**		**68.9**		**21.5**		**69.5**		**25.9**		2.68	U	0.33	U
Z3-FT-SB-021-F-2311	**980**		**3520**		**975**		**59**		**35.2**		**46.1**		**8.7**		**716**		**4870**		**1620**		**612**		**5830**		**422**		**124**		**393**		**189**		13.9	U	0.34	U
Z3-FT-SB-022-F-2311	**213**		**746**		**159**		**12**		**5.52**		**10.7**		**2.2**		**161**		**1000**		**238**		**72.3**		**1370**		**97.4**		**27.7**		**78.6**		**41.2**		3.59	U	0.329	U
Z3-FT-SB-023-F-2311	**267**		**919**		**251**		**14.4**		**29.8**		**12.9**		**2.01**		**189**		**1170**		**342**		**131**		**1520**		**109**		**32.5**		**104**		**45.2**		**5.79**		0.436	U
Z3-FT-SB-024-F-2311	**585**		**1990**		**514**		**38.1**		**15.5**		**21.5**		5.25	U	**365**		**2460**		**743**		**157**		**3090**		**232**		**63.1**		**206**		81.3	U	**10.5**		1.52	U
Z3-FT-SB-025-F-2311	**361**		**1240**		**418**		16.1	U	**17**		**13.6**		**3.97**		**268**		**1870**		**672**		**212**		**2220**		**151**		**51.2**		**142**		**81.1**		4.79	U	0.431	U
Z3-FT-WC-001-F-2211	**4590**		**12300**		**8370**		**203**		**411**		**219**		**32.2**		**1850**		**16300**		**7580**		**2660**		**19300**		**1130**		**309**		**1430**		**546**		**34.7**	**J**	1.02	U
Z3-FT-WC-002-F-2211	**2590**		**7790**		**4990**		**140**		**266**		**141**		**22.4**		**1280**		**10100**		**5460**		**1650**		**11500**		**731**		**209**		**887**		**382**		**15.1**	**J**	0.862	U
Z3-FT-WC-003-F-2211	**1280**		**3630**		**2940**		**59.2**		**156**		**79.6**		**13.2**		**618**		**4600**		**2790**		**651**		**5420**		**345**		**100**		**353**		**190**		**8.56**	**J**	0.757	U
Z3-FT-WC-004-F-2211	**855**		**2530**		**2050**		**35.2**		**118**		**47.8**		**9.41**		**411**		**3080**		**2050**		**480**		**3780**		**222**		**64.6**		**220**		**129**		**4.42**	**J**	0.445	U
Z3-FT-WC-005-F-2211	**545**		**1750**		**1250**		**24.5**		**81.3**		**35.1**		**6.32**		**320**		**2350**		**1390**		**356**		**3030**		**168**		**54.7**		**172**		**99.7**		**5.08**	**J**	0.399	U
Z3-FT-WC-006-F-2211	**686**		**1890**		**1580**		**31.1**		**81.9**		**46.1**		**6.25**		**311**		**2340**		**1380**		**349**		**2650**		**183**		**54.7**		**202**		**103**		**4.68**	**J**	0.219	U
Z3-FT-WC-007-F-2211	**1690**		**5400**		**3440**		**89.2**		**226**		**98.6**		**14.5**		**1020**		**7240**		**3630**		**1080**		**9180**		**577**		**169**		**525**		**291**		**9.5**	**J**	0.329	U
Z3-FT-WC-008-F-2211	**4600**		**13400**		**10400**		**225**		**588**		**278**		**44.7**		**2220**		**15500**		**8940**		**2470**		**20100**		**1200**		**347**		**1200**		**671**		**19.7**	**J**	0.636	U
Z3-FT-WC-009-F-2211	**1200**		**3460**		**3210**		**61.4**		**159**		**71.6**		**14.5**		**559**		**4150**		**2600**		**699**		**5460**		**322**		**89.2**		**349**		**191**		**6.78**	**J**	0.363	U
Z3-FT-WC-010-F-2211	**838**		**2370**		**2000**		**38**		**101**		**50.8**		**8.43**		**381**		**2910**		**1840**		**485**		**3350**		**217**		**63.2**		**238**		**122**		**4.84**	**J**	0.476	U
Z3-FT-WC-011-F-2211	**3860**		**12900**		**7220**		**184**		**520**		**219**		**33.3**		**2480**		**20900**		**7960**		**2710**		**24900**		**1340**		**421**		**1410**		**743**		27.5	U	0.638	U
Z3-FT-WC-012-F-2211	**2530**		**8710**		**4640**		**123**		**306**		**115**		**16.3**		**1440**		**11700**		**4130**		**1490**		**13700**		**764**		**225**		**892**		**374**		**12.6**		0.437	U
Z3-FT-WC-013-F-2211	**1300**		**3600**		**2580**		**56.3**		**139**		**65.8**		**8.78**		**618**		**4750**		**2460**		**805**		**5450**		**319**		**91.7**		**385**		**167**		7.2	U	1.07	U
Z3-FT-WC-014-F-2211	**1880**		**5420**		**3790**		**73.6**		**210**		**108**		**15.2**		**744**		**5790**		**3220**		**792**		**6690**		**412**		**113**		**463**		**232**		**8.57**		1.3	U
Z3-FT-WC-015-F-2211	**118**		**415**		**183**		5.37	U	**15.7**		8.57	U	**2.37**	**J**	**52.3**		**426**		**194**		**61.5**		**599**		**31.9**		**11**		**31.1**		**23.7**		1.98	U	0.714	U
Z3-FT-WC-016-F-2211	**4150**		**10200**		**6340**		**215**		**309**		**195**		**25.3**		**1400**		**11300**		**5160**		**1630**		**12800**		**900**		**236**		**1060**		**439**		**17.9**		0.254	U
Z3-FT-WC-017-F-2211	**237**		**729**		**528**		**9.52**		**34.4**		**13.3**		**2.85**		**133**		**1040**		**587**		**156**		**1260**		**71.6**		**21.9**		**78.7**		**41.6**		**1.92**		0.174	U
Z3-FT-WC-018-F-2211	**1860**		**5060**		**3710**		**94.9**		**208**		**103**		**16.3**		**850**		**5920**		**3500**		**900**		**7420**		**464**		**135**		**497**		**259**		**6.35**		0.516	U
Z3-FT-WC-019-F-2211	**582**		**1750**		**1240**		**24.7**		**79.3**		**36.5**		**6.08**		**288**		**2100**		**1250**		**317**		**2490**		**155**		**46.6**		**171**		**94.6**		**4.77**		0.317	U
Z3-FT-WC-020-F-2211	**635**		**1890**		**1400**		**28.4**		**94.5**		**42.7**		**6.42**		**321**		**2330**		**1390**		**386**		**2820**		**166**		**52.7**		**184**		**104**		**4.53**		0.132	U
Z3-FT-WC-021-F-2211	**1040**		**3020**		**2210**		**46.8**		**146**		**55.6**		**11**		**502**		**3700**		**2320**		**628**		**4490**		**273**		**80.4**		**316**		**155**		**2.83**		0.299	U
Z3-FT-WC-022-F-2211	**669**		**2120**		**1500**		**29.6**		**105**		**44.8**		**7.15**		**401**		**2840**		**1670**		**491**		**3760**		**222**		**65.6**		**240**		**129**		**4.99**		0.184	U
Z3-FT-WC-023-F-2211	**712**		**2010**		**1280**		**31.7**		**80.2**		**47.9**		**7.77**		**347**		**2500**		**1210**		**352**		**3290**		**195**		**59.4**		**186**		**120**		**5.32**		0.277	U
Z3-FT-WC-024-F-2211	**10100**		**24300**		**18300**		**540**		**853**		**508**		**73.7**		**3650**		**30200**		**16600**		**5430**		**34600**		**2260**		**651**		**3120**		**1160**		**54.4**		0.418	U
Z3-FT-WC-025-F-2211	**1230**		**3980**		**2290**		**54.5**		**196**		**84.5**		**13.7**		**844**		**5790**		**2610**		**810**		**7200**		**426**		**139**		**471**		**256**		**13.3**		0.551	U
Z3-FT-WC-026-F-2211	**1510**		**4580**		**2670**		**71.1**		**209**		**95.1**		**13.7**		**783**		**5720**		**2740**		**921**		**7500**		**408**		**127**		**509**		**235**		**12.1**		0.262	U
Z3-FT-WC-027-F-2211	**2440**		**7040**		**5240**		**106**		**344**		**165**		**22.2**		**1110**		**8830**		**4980**		**1430**		**10100**		**628**		**190**		**686**		**375**		**14.4**		0.978	U
Z3-FT-WC-028-F-2211	**1630**		**5210**		**4110**		**78.7**		**258**		**115**		**14.7**		**848**		**6430**		**3370**		**1030**		**7650**		**456**		**137**		**505**		**269**		9.13	U	**0.851**	
Z3-FT-WC-029-F-2211	**1040**		**3440**		**2130**		**47.2**		**162**		**66.9**		**9.2**		**577**		**4020**		**2180**		**652**		**5310**		**302**		**89.9**		**324**		**176**		**7.66**		0.424	U
Z3-FT-WC-030-F-2211	**1370**		**4330**		**2770**		**63.7**		**205**		**86.9**		**11.2**		**695**		**5010**		**2730**		**836**		**6140**		**368**		**114**		**409**		**206**		**9.95**		0.27	U

Table 1. Fish (Fillet) PCB Resu
Second MNR Report
Palos Verdes Shelf
Los Angeles County, California

Collection Area/Sample ID	PCB-170	Q	PCB-177	Q	PCB-180	Q	PCB-182/187	Q	PCB-183	Q	PCB-189	Q	PCB-194	Q	PCB-195	Q	PCB-196/203	Q	PCB-201	Q	PCB-206	Q	PCB-209	Q	Total PCBs (sum of 46 congeners)	Q
Z3-FT-SB-015-F-2311	**916**		**301**		**2750**		**2060**		**743**		**54.9**		**661**		**212**		**916**		**114**		**380**		**181**		**31400**	**J**
Z3-FT-SB-016-F-2311	**324**		**40.7**		**815**		**706**		**252**		**16**		**221**		**84**		**321**		**37.1**		**213**		**178**		**11000**	**J**
Z3-FT-SB-017-F-2311	**468**		**159**		**1180**		**1090**		**360**		**22.2**		**289**		**97.5**		**421**		**50.8**		**222**		**159**		**19500**	**J**
Z3-FT-SB-018-F-2311	**611**		**266**		**1650**		**1460**		**521**		**29.2**		**417**		**148**		**652**		**75.2**		**266**		**176**		**24200**	**J**
Z3-FT-SB-019-F-2311	**214**		**79**		**529**		**488**		**158**		**10.2**		**129**		**48.7**		**182**		**24**		**93.8**		**72.6**		**9650**	**J**
Z3-FT-SB-020-F-2311	**153**		**38**		**400**		**352**		**122**		**7.42**		**106**		**38.8**		**153**		**19.3**		**76.5**		**55.4**		**6820**	**J**
Z3-FT-SB-021-F-2311	**865**		**493**		**2320**		**2040**		**682**		**40.5**		**553**		**196**		**832**		**106**		**358**		**232**		**37900**	**J**
Z3-FT-SB-022-F-2311	**214**		**63.5**		**527**		**447**		**149**		**11.2**		**134**		**47.5**		**178**		**20.7**		**108**		**94.8**		**8110**	**J**
Z3-FT-SB-023-F-2311	**220**		**52.8**		**592**		**491**		**190**		**10.7**		**153**		**58.6**		**236**		**30.6**		**118**		**70.5**		**9950**	**J**
Z3-FT-SB-024-F-2311	**427**		**90.9**		**1100**		**932**		**308**		**23.2**		**292**		**82.2**		**372**		**39.9**		**191**		**124**		**20200**	**J**
Z3-FT-SB-025-F-2311	**331**		**212**		**900**		**896**		**284**		**17.7**		**211**		**73.3**		**321**		**45.7**		**148**		**96.1**		**14600**	**J**
Z3-FT-WC-001-F-2211	**2660**		**1880**		**6990**		**5740**		**2110**		**51.3**		**1350**		**497**		**1800**		**279**		**619**		**241**		**145000**	**J**
Z3-FT-WC-002-F-2211	**1760**		**1100**		**4760**		**4130**		**1490**		**30.2**		**963**		**341**		**1360**		**187**		**457**		**222**		**92300**	**J**
Z3-FT-WC-003-F-2211	**778**		**550**		**2010**		**2070**		**693**		**25.3**		**483**		**162**		**631**		**93.9**		**279**		**178**		**46200**	**J**
Z3-FT-WC-004-F-2211	**512**		**373**		**1280**		**1330**		**411**		**13.8**		**286**		**92.3**		**423**		**62.7**		**161**		**89**		**31700**	**J**
Z3-FT-WC-005-F-2211	**429**		**309**		**1090**		**1320**		**386**		**13.1**		**300**		**94.3**		**434**		**69**		**192**		**119**		**22500**	**J**
Z3-FT-WC-006-F-2211	**435**		**313**		**1090**		**1010**		**345**		**11.9**		**281**		**98.4**		**363**		**53.4**		**161**		**102**		**23800**	**J**
Z3-FT-WC-007-F-2211	**1330**		**736**		**3610**		**3040**		**1080**		**25.1**		**776**		**269**		**1300**		**168**		**455**		**239**		**63600**	**J**
Z3-FT-WC-008-F-2211	**2550**		**1690**		**6170**		**5590**		**1820**		**74.2**		**1400**		**368**		**2170**		**316**		**748**		**412**		**157000**	**J**
Z3-FT-WC-009-F-2211	**738**		**574**		**1970**		**1640**		**550**		**22.8**		**457**		**155**		**606**		**89.8**		**232**		**126**		**47000**	**J**
Z3-FT-WC-010-F-2211	**503**		**367**		**1260**		**1190**		**393**		**15.7**		**293**		**92.9**		**407**		**60.6**		**154**		**88.4**		**29600**	**J**
Z3-FT-WC-011-F-2211	**3410**		**2100**		**9120**		**7880**		**2530**		**52.7**		**1930**		**770**		**2880**		**397**		**1340**		**652**		**156000**	**J**
Z3-FT-WC-012-F-2211	**2020**		**1190**		**5610**		**4520**		**1560**		**28.7**		**1290**		**468**		**1770**		**231**		**710**		**384**		**95400**	**J**
Z3-FT-WC-013-F-2211	**825**		**601**		**2170**		**2040**		**635**		**17.6**		**477**		**174**		**674**		**85.5**		**235**		**128**		**43400**	**J**
Z3-FT-WC-014-F-2211	**879**		**679**		**2390**		**2140**		**688**		**27.4**		**482**		**156**		**648**		**100**		**235**		**139**		**60000**	**J**
Z3-FT-WC-015-F-2211	**57.6**		**45.6**		**185**		**195**		**42.6**		**3.15**	**J**	**35.5**		8.45	U	**43**		**7.58**		**20.1**		**14.2**		**4070**	**J**
Z3-FT-WC-016-F-2211	**1820**		**1140**		**4900**		**3860**		**1420**		**35.6**		**979**		**358**		**1350**		**178**		**420**		**224**		**106000**	
Z3-FT-WC-017-F-2211	**195**		**154**		**527**		**538**		**157**		**5.79**		**152**		**51.7**		**214**		**29**		**101**		**60.3**		**9730**	**J**
Z3-FT-WC-018-F-2211	**1010**		**721**		**2520**		**2270**		**784**		**25.2**		**587**		**202**		**833**		**114**		**308**		**200**		**59400**	**J**
Z3-FT-WC-019-F-2211	**360**		**292**		**974**		**897**		**292**		**11.2**		**252**		**90.6**		**342**		**48.7**		**143**		**99.4**		**21300**	**J**
Z3-FT-WC-020-F-2211	**416**		**339**		**1130**		**1040**		**333**		**11.6**		**287**		**114**		**382**		**60.6**		**173**		**103**		**23800**	**J**
Z3-FT-WC-021-F-2211	**628**		**506**		**1670**		**1570**		**519**		**17.5**		**378**		**146**		**529**		**86.9**		**210**		**120**		**37600**	**J**
Z3-FT-WC-022-F-2211	**523**		**428**		**1470**		**1290**		**407**		**16**		**400**		**147**		**499**		**76.3**		**307**		**197**		**27500**	**J**
Z3-FT-WC-023-F-2211	**470**		**356**		**1250**		**1030**		**315**		**16.3**		**321**		**114**		**335**		**54.3**		**163**		**87.1**		**23800**	**J**
Z3-FT-WC-024-F-2211	**5080**		**3650**		**13000**		**10900**		**3900**		**90.8**		**2440**		**959**		**2980**		**473**		**1040**		**515**		**289000**	**J**
Z3-FT-WC-025-F-2211	**1290**		**859**		**3210**		**2940**		**946**		**32.8**		**939**		**325**		**1190**		**182**		**630**		**359**		**51900**	**J**
Z3-FT-WC-026-F-2211	**1000**		**730**		**2660**		**2450**		**824**		**22**		**663**		**248**		**839**		**137**		**386**		**248**		**53900**	**J**
Z3-FT-WC-027-F-2211	**1560**		**1280**		**4250**		**3560**		**1150**	**J**	**44**		**1160**		**398**		**1550**	**J**	**215**		**605**		**382**		**85500**	**J**
Z3-FT-WC-028-F-2211	**1080**		**865**		**2970**		**2590**		**854**	**J**	**28.7**		**752**		**273**		**922**	**J**	**143**		**386**		**219**		**62300**	**J**
Z3-FT-WC-029-F-2211	**810**		**559**		**2110**		**1860**		**631**	**J**	**18.6**		**525**		**198**		**745**	**J**	**109**		**287**		**197**		**40000**	**J**
Z3-FT-WC-030-F-2211	**901**		**691**		**2370**		**2230**		**713**	**J**	**18.7**		**572**		**218**		**855**	**J**	**127**		**312**		**210**		**48500**	**J**

All results are reported in units of picograms per gram (pg/g) wet weight.

Bold font - detected result

Total PCBs are the sum of the individual congeners; non-detected results are included as the value of the sample-specific method detection limit.

Shaded cells show Total PCBs greater than the IROD cleanup level for white croaker (70,000 pg/g).

Data qualifiers:

U = not detected above the method detection limit

J = estimated value

Abbreviations:

PCB = polychlorinated biphenyl

Q = Qualifier

Table 2. Fish Fillet Lipid-normalized PCB Results

Second MNR Report

Palos Verdes Shelf

Los Angles County, California

Collection Area/Sample ID	Percent Lipids (Bligh & Dyer)	Total PCBs (sum of 46 congeners) (µg/kg lipid)	Q
Breakwater Zone			
BW-FT-SB-001-F-2206	**0.3**	**19900**	**J**
BW-FT-SB-002-F-2206	**0.708**	**850**	**J**
BW-FT-SB-003-F-2206	**1.02**	**1760**	**J**
BW-FT-SB-004-F-2206	**1.42**	**1200**	**J**
BW-FT-SB-005-F-2206	**0.809**	**2830**	**J**
BW-FT-SB-006-F-2206	**0.506**	**1450**	**J**
BW-FT-SB-007-F-2206	**0.899**	**1910**	**J**
BW-FT-SB-008-F-2206	**0.528**	**2060**	**J**
BW-FT-SB-009-F-2206	**0.522**	**5920**	**J**
BW-FT-SB-010-F-2206	**0.37**	**2690**	**J**
BW-FT-SB-011-F-2206	**0.702**	**1070**	**J**
BW-FT-SB-012-F-2206	**0.578**	**6400**	**J**
BW-FT-SB-013-F-2206	**0.684**	**573**	**J**
BW-FT-SB-014-F-2206	**1.19**	**1570**	**J**
BW-FT-SB-015-F-2206	**0.591**	**1030**	**J**
BW-FT-SB-016-F-2206	**0.449**	**1680**	**J**
BW-FT-SB-017-F-2206	**0.458**	**2600**	**J**
BW-FT-SB-018-F-2206	**0.574**	**1830**	**J**
BW-FT-SB-019-F-2206	**0.621**	**2740**	
BW-FT-SB-020-F-2206	**0.332**	**1900**	**J**
BW-FT-SB-021-F-2206	**0.571**	**3290**	
BW-FT-SB-022-F-2206	**0.521**	**4130**	
BW-FT-SB-023-F-2207	**0.011**	**108000**	
BW-FT-SB-024-F-2207	**0.829**	**774**	**J**
BW-FT-SB-025-F-2207	**1.33**	**782**	
BW-FT-SB-026-F-2207	**0.84**	**8360**	
BW-FT-SB-027-F-2207	**0.141**	**4800**	**J**
BW-FT-SB-028-F-2207	**0.592**	**1510**	**J**
BW-FT-SB-029-F-2207	**0.635**	**581**	
BW-FT-SB-030-F-2207	**0.977**	**1120**	**J**
BW-FT-WC-001-F-2211	**3.72**	**2820**	**J**
BW-FT-WC-002-F-2211	**3.88**	**2840**	**J**
BW-FT-WC-003-F-2211	**3.22**	**1010**	**J**
BW-FT-WC-004-F-2211	**2.54**	**3570**	**J**
BW-FT-WC-005-F-2211	**4.18**	**2040**	**J**
BW-FT-WC-006-F-2211	**2.91**	**6360**	**J**
BW-FT-WC-007-F-2211	**1.26**	**6750**	**J**
BW-FT-WC-008-F-2211	**3.88**	**2940**	**J**
BW-FT-WC-009-F-2211	**1.73**	**5110**	**J**
BW-FT-WC-010-F-2211	**1.69**	**2080**	**J**
BW-FT-WC-011-F-2211	**6.55**	**2930**	**J**
BW-FT-WC-012-F-2211	**5.2**	**2370**	**J**
BW-FT-WC-013-F-2211	**5.55**	**2020**	**J**

Table 2. Fish Fillet Lipid-normalized PCB Results

Second MNR Report

Palos Verdes Shelf

Los Angles County, California

Collection Area/Sample ID	Percent Lipids (Bligh & Dyer)	Total PCBs (sum of 46 congeners) (µg/kg lipid)	Q
BW-FT-WC-014-F-2211	**4.6**	**1650**	**J**
BW-FT-WC-015-F-2211	**4.03**	**1660**	**J**
BW-FT-WC-016-F-2211	**4.29**	**1170**	**J**
BW-FT-WC-017-F-2211	**4.48**	**1760**	**J**
BW-FT-WC-018-F-2211	**4.79**	**1200**	**J**
BW-FT-WC-019-F-2211	**3.87**	**1550**	**J**
BW-FT-WC-020-F-2211	**3.85**	**4620**	**J**
BW-FT-WC-021-F-2211	**2.7**	**3110**	
BW-FT-WC-022-F-2211	**2.46**	**5040**	
BW-FT-WC-023-F-2211	**5.22**	**2510**	
BW-FT-WC-024-F-2211	**2.93**	**3750**	
BW-FT-WC-025-F-2211	**2.43**	**2910**	
BW-FT-WC-026-F-2211	**2.39**	**2150**	
BW-FT-WC-027-F-2211	**4.1**	**2090**	
BW-FT-WC-028-F-2211	**2.86**	**2990**	
BW-FT-WC-029-F-2211	**3.26**	**2590**	
BW-FT-WC-030-F-2211	**2.57**	**4200**	
Huntington Flats			
HF-FT-SB-001-F-2205	**1.78**	**3770**	
HF-FT-SB-002-F-2205	**1.08**	**2710**	**J**
HF-FT-SB-003-F-2205	**0.363**	**23700**	**J**
HF-FT-SB-004-F-2205	**0.324**	**3640**	
HF-FT-SB-005-F-2205	**0.442**	**1690**	**J**
HF-FT-SB-006-F-2205	**0.298**	**3690**	**J**
HF-FT-SB-007-F-2205	**0.357**	**19600**	**J**
HF-FT-SB-008-F-2205	**0.464**	**3530**	**J**
HF-FT-SB-009-F-2205	**0.705**	**2750**	
HF-FT-SB-010-F-2205	**0.503**	**2500**	
HF-FT-SB-011-F-2205	**1.01**	**1540**	**J**
HF-FT-SB-012-F-2205	**0.681**	**2110**	
HF-FT-SB-013-F-2205	**0.549**	**1500**	
HF-FT-SB-014-F-2205	**0.839**	**3350**	**J**
HF-FT-SB-015-F-2205	**1.14**	**1650**	
HF-FT-SB-016-F-2205	**0.539**	**7640**	**J**
HF-FT-SB-017-F-2205	**0.836**	**1900**	**J**
HF-FT-SB-018-F-2205	**0.817**	**531**	**J**
HF-FT-SB-019-F-2205	**0.687**	**818**	**J**
HF-FT-SB-020-F-2205	**0.472**	**23100**	**J**
HF-FT-SB-021-F-2205	**0.734**	**1610**	**J**
HF-FT-SB-022-F-2205	**0.753**	**2280**	**J**
HF-FT-SB-023-F-2205	**0.671**	**779**	
HF-FT-SB-024-F-2205	**0.418**	**4020**	**J**
HF-FT-SB-025-F-2205	**0.484**	**7420**	**J**
HF-FT-SB-026-F-2205	**0.431**	**1680**	

Table 2. Fish Fillet Lipid-normalized PCB Results

Second MNR Report

Palos Verdes Shelf

Los Angles County, California

Collection Area/Sample ID	Percent Lipids (Bligh & Dyer)	Total PCBs (sum of 46 congeners) (µg/kg lipid)	Q
HF-FT-SB-027-F-2205	**0.197**	**9900**	**J**
HF-FT-SB-028-F-2205	**0.703**	**1740**	**J**
HF-FT-SB-029-F-2205	**0.628**	**1380**	**J**
HF-FT-SB-030-F-2205	**0.336**	**7680**	**J**
Redondo Flats			
RF-FT-SB-001-F-2205	**0.053**	**86200**	**J**
RF-FT-SB-002-F-2205	**0.175**	**31100**	**J**
RF-FT-SB-003-F-2205	**0.501**	**4330**	**J**
RF-FT-SB-004-F-2205	**0.506**	**7230**	**J**
RF-FT-SB-005-F-2205	**0.392**	**17100**	**J**
RF-FT-SB-006-F-2205	**0.707**	**2700**	**J**
RF-FT-SB-007-F-2205	**0.559**	**5640**	**J**
RF-FT-SB-008-F-2205	**0.337**	**7890**	**J**
RF-FT-SB-009-F-2205	**0.757**	**3760**	**J**
RF-FT-SB-010-F-2205	**0.728**	**2280**	**J**
RF-FT-SB-011-F-2205	**1.14**	**4440**	**J**
RF-FT-SB-012-F-2205	**0.451**	**2990**	**J**
RF-FT-SB-013-F-2205	**0.732**	**2200**	**J**
RF-FT-SB-014-F-2205	**0.475**	**9450**	**J**
RF-FT-SB-015-F-2205	**0.145**	**20200**	**J**
RF-FT-SB-016-F-2205	**0.367**	**10600**	**J**
RF-FT-SB-017-F-2205	**0.233**	**5880**	
RF-FT-SB-018-F-2205	**0.431**	**3060**	**J**
RF-FT-SB-019-F-2205	**0.095**	**35300**	**J**
RF-FT-SB-020-F-2205	**0.73**	**5670**	**J**
RF-FT-SB-021-F-2205	**0.624**	**6300**	**J**
RF-FT-SB-022-F-2205	**0.489**	**4050**	**J**
RF-FT-SB-023-F-2205	**0.571**	**4430**	**J**
RF-FT-SB-024-F-2205	**0.116**	**14300**	
RF-FT-SB-025-F-2205	**0.388**	**2460**	**J**
RF-FT-SB-026-F-2206	**0.481**	**1850**	**J**
RF-FT-SB-027-F-2206	**0.646**	**14500**	**J**
RF-FT-SB-028-F-2206	**0.441**	**1540**	**J**
RF-FT-SB-029-F-2206	**0.119**	**5130**	**J**
RF-FT-SB-030-F-2206	**0.0247**	**64000**	
RF-FT-WC-001-F-2301	**3.94**	**160**	
RF-FT-WC-002-F-2301	**3.1**	**112**	**J**
RF-FT-WC-003-F-2301	**2.46**	**42.7**	**J**
RF-FT-WC-004-F-2301	**2.31**	**239**	
RF-FT-WC-005-F-2301	**3.41**	**163**	
RF-FT-WC-006-F-2301	**2.17**	**172**	**J**
RF-FT-WC-007-F-2301	**2.5**	**1480**	
RF-FT-WC-008-F-2301	**3.6**	**319**	
RF-FT-WC-009-F-2301	**4.94**	**162**	

Table 2. Fish Fillet Lipid-normalized PCB Results

Second MNR Report

Palos Verdes Shelf

Los Angles County, California

Collection Area/Sample ID	Percent Lipids (Bligh & Dyer)	Total PCBs (sum of 46 congeners) (µg/kg lipid)	Q
RF-FT-WC-010-F-2301	**2.54**	**406**	
RF-FT-WC-011-F-2301	**1.85**	**128**	**J**
RF-FT-WC-012-F-2301	**1.14**	**461**	**J**
RF-FT-WC-013-F-2301	**2.05**	**341**	**J**
RF-FT-WC-014-F-2301	**2.07**	**158**	**J**
RF-FT-WC-015-F-2301	**1.48**	**439**	**J**
RF-FT-WC-016-F-2301	**2.4**	**182**	**J**
RF-FT-WC-017-F-2301	**1.48**	**709**	
RF-FT-WC-018-F-2301	**2.46**	**154**	
RF-FT-WC-019-F-2301	**2.29**	**725**	**J**
RF-FT-WC-020-F-2301	**2.08**	**129**	**J**
RF-FT-WC-021-F-2301	**3.26**	**1300**	
RF-FT-WC-022-F-2301	**2.1**	**810**	
RF-FT-WC-023-F-2301	**2.67**	**189**	**J**
RF-FT-WC-024-F-2301	**2.21**	**106**	**J**
RF-FT-WC-025-F-2301	**3.92**	**148**	
RF-FT-WC-026-F-2301	**2.15**	**526**	
RF-FT-WC-027-F-2301	**4.65**	**634**	
RF-FT-WC-028-F-2301	**4.18**	**154**	**J**
RF-FT-WC-029-F-2301	**1.43**	**1920**	
RF-FT-WC-030-F-2301	**1.17**	**966**	
Zone 1			
Z1-FT-SB-001-F-2205	**0.458**	**3860**	**J**
Z1-FT-SB-002-F-2207	**1.21**	**1490**	
Z1-FT-SB-003-F-2209	**0.564**	**5370**	**J**
Z1-FT-SB-004-F-2209	**0.766**	**1780**	**J**
Z1-FT-SB-005-F-2209	**0.974**	**778**	
Z1-FT-SB-006-F-2209	**0.876**	**2240**	**J**
Z1-FT-SB-007-F-2209	**0.853**	**1300**	**J**
Z1-FT-SB-008-F-2209	**0.828**	**1110**	**J**
Z1-FT-SB-009-F-2209	**1.27**	**984**	**J**
Z1-FT-SB-010-F-2209	**0.974**	**2210**	
Z1-FT-SB-011-F-2209	**1.38**	**1020**	**J**
Z1-FT-SB-012-F-2209	**0.619**	**4890**	
Z1-FT-SB-013-F-2209	**0.782**	**4040**	**J**
Z1-FT-SB-014-F-2209	**0.6**	**1440**	**J**
Z1-FT-SB-015-F-2212	**0.811**	**1650**	**J**
Z1-FT-SB-016-F-2212	**0.897**	**1180**	**J**
Z1-FT-SB-017-F-2212	**0.539**	**8390**	**J**
Z1-FT-SB-018-F-2212	**0.691**	**480**	**J**
Z1-FT-SB-019-F-2212	**0.889**	**2430**	**J**
Z1-FT-SB-020-F-2212	**0.794**	**895**	**J**
Z1-FT-SB-021-F-2212	**0.661**	**829**	**J**
Z1-FT-SB-022-F-2212	**1.06**	**1750**	**J**

Table 2. Fish Fillet Lipid-normalized PCB Results

Second MNR Report

Palos Verdes Shelf

Los Angles County, California

Collection Area/Sample ID	Percent Lipids (Bligh & Dyer)	Total PCBs (sum of 46 congeners) (µg/kg lipid)	Q
Z1-FT-SB-023-F-2212	**1.04**	**1410**	**J**
Z1-FT-SB-024-F-2212	**0.911**	**1350**	**J**
Z1-FT-SB-025-F-2212	**1.01**	**710**	**J**
Z1-FT-SB-026-F-2212	**0.7**	**234**	**J**
Z1-FT-SB-027-F-2212	**0.874**	**2050**	**J**
Z1-FT-SB-028-F-2212	**0.683**	**1930**	**J**
Z1-FT-SB-029-F-2301	**0.746**	**3200**	**J**
Z1-FT-SB-030-F-2301	**0.771**	**1830**	**J**
Z1-FT-WC-001-F-2211	**8.76**	**5080**	**J**
Z1-FT-WC-002-F-2211	**8.94**	**3430**	**J**
Z1-FT-WC-003-F-2211	**3.38**	**8460**	**J**
Z1-FT-WC-004-F-2211	**8.11**	**1270**	**J**
Z1-FT-WC-005-F-2211	**7.18**	**2060**	**J**
Z1-FT-WC-006-F-2211	**8.2**	**1890**	**J**
Z1-FT-WC-007-F-2211	**8.02**	**3540**	**J**
Z1-FT-WC-008-F-2211	**5.99**	**3660**	**J**
Z1-FT-WC-009-F-2211	**3.66**	**3610**	**J**
Z1-FT-WC-010-F-2211	**2.66**	**3740**	**J**
Z1-FT-WC-011-F-2211	**2.78**	**7190**	**J**
Z1-FT-WC-012-F-2211	**3.29**	**6110**	**J**
Z1-FT-WC-013-F-2211	**2.92**	**6880**	**J**
Z1-FT-WC-014-F-2211	**2.27**	**6650**	**J**
Z1-FT-WC-015-F-2211	**4.5**	**7980**	**J**
Z1-FT-WC-016-F-2211	**2.96**	**8140**	**J**
Z1-FT-WC-017-F-2211	**3.03**	**6170**	**J**
Z1-FT-WC-018-F-2211	**2.43**	**5680**	**J**
Z1-FT-WC-019-F-2211	**2.22**	**15600**	
Z1-FT-WC-020-F-2211	**9.74**	**9890**	
Z1-FT-WC-021-F-2211	**2.39**	**7780**	
Z1-FT-WC-022-F-2211	**2.26**	**10500**	
Z1-FT-WC-023-F-2211	**5.29**	**7640**	
Z1-FT-WC-024-F-2211	**2.21**	**4130**	
Z1-FT-WC-025-F-2211	**4.18**	**10600**	
Z1-FT-WC-026-F-2211	**2.06**	**9950**	
Z1-FT-WC-027-F-2211	**3.6**	**6360**	
Z1-FT-WC-028-F-2211	**3.48**	**9600**	
Z1-FT-WC-029-F-2211	**2.71**	**13400**	
Z1-FT-WC-030-F-2211	**3.07**	**10200**	
Zone 2			
Z2-FT-SB-001-F-2205	**0.885**	**3040**	**J**
Z2-FT-SB-002-F-2206	**0.732**	**5640**	
Z2-FT-SB-003-F-2208	**1.17**	**1260**	**J**
Z2-FT-SB-004-F-2212	**0.713**	**29500**	**J**
Z2-FT-SB-005-F-2212	**0.757**	**10500**	**J**

Table 2. Fish Fillet Lipid-normalized PCB Results

Second MNR Report

Palos Verdes Shelf

Los Angles County, California

Collection Area/Sample ID	Percent Lipids (Bligh & Dyer)	Total PCBs (sum of 46 congeners) (µg/kg lipid)	Q
Z2-FT-SB-006-F-2212	**0.936**	**2700**	**J**
Z2-FT-SB-007-F-2212	**0.791**	**3250**	**J**
Z2-FT-SB-008-F-2212	**0.759**	**2860**	**J**
Z2-FT-SB-009-F-2212	**0.831**	**2960**	**J**
Z2-FT-SB-010-F-2212	**0.879**	**2460**	**J**
Z2-FT-WC-001-F-2211	**1.83**	**2230**	**J**
Z2-FT-WC-002-F-2211	**2.69**	**7620**	**J**
Z2-FT-WC-003-F-2211	**4.07**	**5800**	**J**
Z2-FT-WC-004-F-2211	**1.83**	**7920**	**J**
Z2-FT-WC-005-F-2211	**3.48**	**2090**	**J**
Z2-FT-WC-006-F-2211	**2.24**	**3040**	**J**
Z2-FT-WC-007-F-2211	**1.97**	**4370**	**J**
Z2-FT-WC-008-F-2211	**6.8**	**2120**	**J**
Z2-FT-WC-009-F-2211	**7.73**	**2630**	**J**
Z2-FT-WC-010-F-2211	**7.56**	**1470**	**J**
Zone 3			
Z3-FT-SB-001-F-2301	**0.605**	**807**	**J**
Z3-FT-SB-002-F-2301	**0.592**	**2530**	**J**
Z3-FT-SB-003-F-2301	**0.89**	**1130**	**J**
Z3-FT-SB-004-F-2301	**0.811**	**2930**	**J**
Z3-FT-SB-005-F-2301	**0.885**	**4560**	**J**
Z3-FT-SB-006-F-2302	**0.984**	**905**	
Z3-FT-SB-007-F-2302	**0.658**	**1570**	**J**
Z3-FT-SB-008-F-2310	**0.562**	**5850**	**J**
Z3-FT-SB-009-F-2311	**0.553**	**4070**	**J**
Z3-FT-SB-010-F-2311	**0.491**	**1650**	**J**
Z3-FT-SB-011-F-2311	**0.649**	**6120**	**J**
Z3-FT-SB-012-F-2311	**1.59**	**3530**	**J**
Z3-FT-SB-013-F-2311	**0.864**	**4060**	**J**
Z3-FT-SB-014-F-2311	**1.09**	**4490**	**J**
Z3-FT-SB-015-F-2311	**0.633**	**4960**	**J**
Z3-FT-SB-016-F-2311	**0.597**	**1840**	**J**
Z3-FT-SB-017-F-2311	**0.578**	**3370**	**J**
Z3-FT-SB-018-F-2311	**0.768**	**3150**	**J**
Z3-FT-SB-019-F-2311	**0.557**	**1730**	**J**
Z3-FT-SB-020-F-2311	**0.468**	**1460**	**J**
Z3-FT-SB-021-F-2311	**0.992**	**3820**	**J**
Z3-FT-SB-022-F-2311	**0.764**	**1060**	**J**
Z3-FT-SB-023-F-2311	**0.654**	**1520**	**J**
Z3-FT-SB-024-F-2311	**0.684**	**2950**	**J**
Z3-FT-SB-025-F-2311	**0.752**	**1940**	**J**
Z3-FT-WC-001-F-2211	**2.05**	**7070**	**J**
Z3-FT-WC-002-F-2211	**1.38**	**6690**	**J**
Z3-FT-WC-003-F-2211	**2.44**	**1890**	**J**

Table 2. Fish Fillet Lipid-normalized PCB Results

Second MNR Report

Palos Verdes Shelf

Los Angles County, California

Collection Area/Sample ID	Percent Lipids (Bligh & Dyer)	Total PCBs (sum of 46 congeners) (µg/kg lipid)	Q
Z3-FT-WC-004-F-2211	**2.27**	**1400**	**J**
Z3-FT-WC-005-F-2211	**2.08**	**1080**	**J**
Z3-FT-WC-006-F-2211	**1.42**	**1680**	**J**
Z3-FT-WC-007-F-2211	**1.54**	**4130**	**J**
Z3-FT-WC-008-F-2211	**4.71**	**3330**	**J**
Z3-FT-WC-009-F-2211	**2.6**	**1810**	**J**
Z3-FT-WC-010-F-2211	**1.37**	**2160**	**J**
Z3-FT-WC-011-F-2211	**1.42**	**11000**	**J**
Z3-FT-WC-012-F-2211	**2.02**	**4720**	**J**
Z3-FT-WC-013-F-2211	**2.12**	**2050**	**J**
Z3-FT-WC-014-F-2211	**3.84**	**1560**	**J**
Z3-FT-WC-015-F-2211	**1.73**	**235**	**J**
Z3-FT-WC-016-F-2211	**2.09**	**5070**	
Z3-FT-WC-017-F-2211	**1.13**	**861**	**J**
Z3-FT-WC-018-F-2211	**2.23**	**2660**	**J**
Z3-FT-WC-019-F-2211	**1.77**	**1200**	**J**
Z3-FT-WC-020-F-2211	**1.81**	**1310**	**J**
Z3-FT-WC-021-F-2211	**2.75**	**1370**	**J**
Z3-FT-WC-022-F-2211	**1.53**	**1800**	**J**
Z3-FT-WC-023-F-2211	**1.57**	**1520**	**J**
Z3-FT-WC-024-F-2211	**2.44**	**11800**	**J**
Z3-FT-WC-025-F-2211	**1.36**	**3820**	**J**
Z3-FT-WC-026-F-2211	**1.2**	**4490**	**J**
Z3-FT-WC-027-F-2211	**2.87**	**2980**	**J**
Z3-FT-WC-028-F-2211	**2.69**	**2320**	**J**
Z3-FT-WC-029-F-2211	**2.39**	**1670**	**J**
Z3-FT-WC-030-F-2211	**1.83**	**2650**	**J**

All results are reported in units of micrograms per kilogram lipid (µg/kg lipid).

Bold font - detected result

Total PCBs are the sum of the individual congeners; non-detected results are included as the value of the sample-specific method detection limit.

Data qualifiers:

J = estimated value

Abbreviations:

PCB = polychlorinated biphenyl

Q = Qualifier

Appendix L
Data Validation Reports - Sediment

COVER LETTER

July 16, 2023

Ref; Eurofins/Calscience Environmental Testing SDG 570-116075-1
(03/13/2023)

Attn; Jeremy Bishop

Jacobs Engineering Group, Inc.
1100 NE Circle Blvd
Suite 300
Corvallis, Oregon 9733

Enclosed is the data validation reports for PALOS VERDES SHELF, MONTROSE CHEMICAL CORPORATION SUPERFUND SITE OU-5, REMEDIAL ACTION – MONITORED NATURAL RECOVERY COMPONENT

The specific sample identifications are listed in the Sample Identification Table. The data packages were reviewed according to the Final Quality Assurance Plan for Sediment Sampling Program 2022 (Rev 0) and the following guidance documents, as applicable: National Functional Guidelines for Organic Superfund Methods Data Review, National Functional Guidelines for Inorganic Superfund Methods Data Review (01/2020), Laboratory method specific Standard Operating Procedures.

Larry Duty
Data Validation Project Manager

Table of Contents

List of Tables iv
List of Appendices iv
Acronyms and Abbreviations v

1.0 INTRODUCTION 1-1
2.0 DATA VALIDATION RESULTS 2-1
2.1 PCBs by SW846-8270C-SIM 2-1
2.1.1 Sample Preservation, Handling, and Transport 2-1
2.1.2 Chain of Custody and Holding Times 2-1
2.1.3 Instrument Performance Checks 2-1
2.1.4 Initial Calibrations 2-1
2.1.5 Initial Calibration Verifications 2-1
2.1.6 Continuing Calibrations 2-1
2.1.7 Laboratory Blanks 2-1
2.1.8 Laboratory Control Sample Recovery (Blank Spikes) 2-1
2.1.9 Surrogate Recoveries 2-1
2.1.10 Matrix Spike/Matrix Spike Duplicate Recoveries 2-2
2.1.11 Field QC Samples 2-2
2.1.11.1 Equipment and Field Blanks 2-2
2.1.11.2 Field Duplicate Agreement 2-2
2.1.12 Target Compound Identification 2-12
2.1.13 Compound Quantitation and Reporting Limits 2-12
2.2 Pesticides by SW846-8270C-SIM 2-13
2.2.1 Sample Preservation, Handling, and Transport 2-13
2.2.2 Chain of Custody and Holding Times 2-13
2.2.3 Instrument Performance Checks 2-13
2.2.4 Initial Calibrations 2-13
2.2.5 Initial Calibration Verifications 2-13
2.2.6 Continuing Calibrations 2-13
2.2.7 Laboratory Blanks 2-13
2.2.8 Laboratory Control Sample Recovery (Blank Spikes) 2-13
2.2.9 Surrogate Recoveries 2-14
2.2.10 Matrix Spike/Matrix Spike Duplicate Recoveries 2-14
2.2.11 Field QC Samples 2-14
2.2.11.1 Equipment and Field Blanks 2-14
2.2.11.2 Field Duplicate Agreement 2-14
2.2.12 Target Compound Identification 2-17
2.2.13 Compound Quantitation and Reporting Limits 2-17
2.3 Total Organic Carbon by SW846-9060A 2-18
2.3.1 Blanks 2-18
2.3.2 Laboratory Control Sample Recovery (Blank Spikes) 2-18
2.3.3 Matrix Spike Recoveries 2-18
2.3.3.1 Laboratory Duplicate Result Agreement 2-18
2.3.4 Compound Quantitation and Reporting Limits 2-19

List of Tables

Table 1-1 Field Sample and Laboratory ID Numbers 1-2
Table 1-2 Data Qualifier References 1-6
Table 1-3 Data Review Qualifier Codes.....1-7
Table 2-1 SVOC Surrogate Recoveries.....2-2
Table 2-2 Field Duplicate Comparisons.....2-2
Table 2-3 Field Duplicate Comparisons.....2-14

List of Appendices

Appendix A Level 4 Data Calculations
Appendix B Communications
Appendix C Qualified Data Table

Acronyms and Abbreviations

Following is a list of acronyms and abbreviations that may be used in data validation reports.

%D	percent difference	DFTPP	decafluorotriphenylphosphine
%R	percent recovery	DOD	Department Of Defense
µg/L	microgram per liter	DQAR	data quality assessment report
mg/L	milligram per liter	DUP	laboratory duplicate
pg/L	picogram per liter	DVP	data validation procedure
µg/kg	microgram per kilogram	EDB	ethylene dibromide
mg/kg	Milligram per kilogram	EDL	estimated detection limit
ng/kg	nanogram per kilogram	EICP	extracted ion current profile
pg/g	picogram per gram	EPA	Environmental Protection Agency, United States
AA	atomic absorption	EB	equipment blank
ARRF	average relative response factor	FB	field blank
BFB	bromofluorobenzene	GC	gas chromatography
BNA	base/neutral/acid compounds	GC/ECD	gas chromatography/electron capture detector
CCB	continuing calibration blank	GC/ELCD	gas chromatography/electrolytic conductivity detector (Hall detector)
CCC	calibration check compound	GC/FPD	gas chromatography/flame photometric detector
CCV	continuing calibration verification	GC/MS	gas chromatography/mass spectrometry
CF	calibration factor	GC/PID	gas chromatography/photoionization detector
CLP	Contract Laboratory Program	GFAA	graphite furnace atomic absorption
COC	chain of custody record	GPC	gel permeation chromatography
COD	chemical oxygen demand	Hg	mercury
CTO	contract task order	HPLC	high-performance liquid chromatography

CVAA	cold vapor atomic absorption	HRGC/HRMS	high resolution gas chromatography/high resolution mass spectrometry
DBCP	Dibromochloropropane	RF r2	response factor coefficient of determination
DCB	decachlorobiphenyl	RICRF	reconstructed ion chromatogram response factor
4,4'-DDD	4,4'-dichlorodiphenyldichloroethane	RLRIC	reporting limit reconstructed ion chromatogram
4,4'-DDE	4,4'-dichlorodiphenyldichloroethylene	RPDRL	relative percent difference reporting limit
4,4'-DDT	4,4'-dichlorodiphenyltrichloroethane	RRFRPD	relative response factor relative percent difference
ICV	initial calibration verification	RRT RRF	relative retention time relative response factor
IDL	instrument detection limit	RSDRRT	relative standard deviation relative retention time
IR	infrared spectroscopy	RTRSD	retention time relative standard deviation
IRP	installation restoration program	RT	retention time
IS	internal standards	HT	holding time
LCS	laboratory control sample	ICB	initial calibration blank
MBAS	methyl blue active substance	ICP	inductively coupled plasma
MDL	method detection limit	ICS	interference check sample
MS	matrix spike	SDG	sample delivery group
MSA	method of standard addition	SICP	selected ion current profiles
MSD	matrix spike duplicate	s/n	signal to noise ratio
m/z	mass to charge ratio	SOP	standard operating procedure
NFESC	Naval Facilities Engineering Services Center	SOW	statement of work
OP	organophosphorus	SPCC	system performance check compound

PAH	polynuclear aromatic hydrocarbon	SRM	standard reference material
PARCC	precision, accuracy, representativeness, comparability, completeness	SVOC	semivolatile organic compound
PCB	polychlorinated biphenyl	TB	trip blank
PCDD	polychlorinated dibenzodioxin	TCDD	tetrachlorodibenzodioxin
PCDF	polychlorinated dibenzofuran	TCX	tetrachloro-m-xylene
PE	performance evaluation	TDS	total dissolved solids
PEM	performance evaluation mixture	TIC	tentatively identified compound
PFK	perfluorokerosene	TOC	total organic carbon
PQO	project quality objective	TOX	total organic halides
QAPFK	quality assurance perfluorokerosene	TPHE	total petroleum hydrocarbons as extractables
QACQA	quality assurance coordinator quality assurance	UV/VIS	ultraviolet/visible
QAPPQAC	quality assurance project plan quality assurance coordinator	VOA	volatile organic analysis
QCQAPP	quality control quality assurance project plan	VOC	volatile organic compound
QSM QC	quality system manual quality control	VTSR	validated time of sample receipt
rQSM	correlation coefficient quality system manual	WDM	window defining mixture
r2r	coefficient of determination correlation coefficient	DDMU	Benzene, 1,1'-(chloroethenylidene)bis[4-chloro-
DDNU	1,1-Bis(4-chlorophenyl)ethene		

1.0 INTRODUCTION

This data validation report (DVR) contains the results of the data validation conducted for samples collected and analyzed as part of the Remedial Action – Monitored Natural Recovery Component, Palos Verdes Shelf located in Los Angeles County, California. The investigation was conducted according to contract number 68HE0318D0004, Task Order Number 68HE0921F0026. This DVR was subcontracted to E-Lab Consultants (purchase order number; 148044996) from CH2M Hill, Inc. to serve third party data assessment purposes and evaluates the laboratory data contained in the Sample Delivery Group (SDG) listed in **Table 1-1**.

These samples were analyzed in accordance with the approved United States Environmental Protection Agency Solid Waste 846 Compendium sample specific methods or approved laboratory standard operating procedures. **Table 1-1** provides a list of the samples collected, a laboratory sample number cross-reference, sample matrix, date collected, sample purpose, and analytical methods performed for each sample pertaining to this DVR. This DVR is conducted per the analysis requested on the COC in accordance with the Final Quality Assurance Project Plan for Sediment Sampling Program 2022 (QAPP).

The data were evaluated against the quantitative acceptance limits given in the QAPP for the data quality parameters required by the QAPP. **Appendix A** contains full data validation calculations, **Appendix B** contains e-mail communication between Jacobs/Elab/Laboratory, and **Appendix C** contains the qualified data table.

In accordance with QAPP, a review of the data was conducted independent of the laboratory. This review consisted of an evaluation of laboratory performance criteria from the case narrative and an evaluation of the sample-specific criteria included in the laboratory data packages in accordance with the method specific guidance documents.

The validation consists of an evaluation of the chain of custody and associated laboratory sample receipt forms, proper sample preservations, holding times, initial calibration and continuing calibration procedures and results, laboratory control sample (LCS) (and duplicate [LCSD] if reported) accuracy and precision, matrix spike (MS) and matrix spike duplicate (MSD) sample analyses, method blanks, field blanks, and field duplicate precision.

Additional (as applicable) review included;

- Organic Analysis; internal standards, surrogate recoveries, instrument tuning, initial calibration, second source calibration verification, continuing calibration verification, internal standards, degradation summaries, retention times, second column or second detector confirmations

- Inorganic Analysis; Laboratory duplicate precision, instrument tuning, initial calibration, Low-Level Calibration Check Standard, initial and continuing calibration verification, initial and continuing calibration blanks, interference check sample, internal standards, serial dilution results, post digestion spike recoveries, interelement correction factors

The results of the independent data review are presented in **Section 2.0**.

Table 1-1 Field Sample and Laboratory ID Numbers

Field I.D.	Lab I.D.	Matrix	Date Collected	Purpose	Analytical Methods
BA1B-SD0002-2211-11032022	570-116075-1	SE	2022/11/03 09:50:00	N	A,B,C
BA1B-SD0204-2211-11032022	570-116075-2	SE	2022/11/03 09:55:00	N	A,B,C
BA1B-SD0406-2211-11032022	570-116075-3	SE	2022/11/03 10:00:00	N	A,B,C
BA1B-SD0608-2211-11032022	570-116075-4	SE	2022/11/03 10:03:00	N	A,B,C
BA1B-SD0812-2211-11032022	570-116075-5	SE	2022/11/03 10:05:00	N	A,B,C
BA1B-SD1216-2211-11032022	570-116075-6	SE	2022/11/03 10:10:00	N	A,B,C
BA1B-SD1620-2211-11032022	570-116075-7	SE	2022/11/03 10:15:00	N	A,B,C
BA1B-SD2024-2211-11032022	570-116075-8	SE	2022/11/03 10:20:00	N	A,B,C
BA1B-SD2428-2211-11032022	570-116075-9	SE	2022/11/03 10:25:00	N	A,B,C
BA1B-SD2832-2211-11032022	570-116075-10	SE	2022/11/03 10:27:00	N	A,B,C
BA1B-SD3236-2211-11032022	570-116075-11	SE	2022/11/03 10:32:00	N	A,B,C
BA1B-SD3640-2211-11032022	570-116075-12	SE	2022/11/03 10:34:00	N	A,B,C
BA1B-SD4044-2211-11032022	570-116075-13	SE	2022/11/03 10:39:00	N	A,B,C
BA1C-SD0002-2211-11032022	570-116075-14	SE	2022/11/03 10:55:00	N	A,B,C

Field I.D.	Lab I.D.	Matrix	Date Collected	Purpose	Analytical Methods
BA1C-SD0204-2211-11032022	570-116075-15	SE	2022/11/03 10:57:00	N	A,B,C
BA1C-SD0406-2211-11032022	570-116075-16	SE	2022/11/03 10:59:00	N	A,B,C
BA1C-SD0608-2211-11032022	570-116075-17	SE	2022/11/03 11:00:00	N	A,B,C
BA1C-SD0812-2211-11032022	570-116075-18	SE	2022/11/03 11:02:00	N	A,B,C
BA1C-SD1216-2211-11032022	570-116075-19	SE	2022/11/03 11:04:00	N	A,B,C
BA1C-SD1620-2211-11032022	570-116075-20	SE	2022/11/03 11:06:00	N	A,B,C
BA1C-SD2024-2211-11032022	570-116075-21	SE	2022/11/03 11:09:00	N	A,B,C
BA1C-SD2428-2211-11032022	570-116075-22	SE	2022/11/03 11:11:00	N	A,B,C
BA1C-SD2832-2211-11032022	570-116075-23	SE	2022/11/03 11:14:00	N	A,B,C
BA1C-SD3236-2211-11032022	570-116075-24	SE	2022/11/03 11:16:00	N	A,B,C
BA1C-SD3640-2211-11032022	570-116075-25	SE	2022/11/03 11:18:00	N	A,B,C
BA1C-SD4044-2211-11032022	570-116075-26	SE	2022/11/03 11:23:00	N	A,B,C
BA1C-SD4448-2211-11032022	570-116075-27	SE	2022/11/03 11:32:00	N	A,B,C
BA1DC-SD0002-2211-11032022	570-116075-28	SE	2022/11/03 11:40:00	N	A,B,C
BA1DC-SD0204-2211-11032022	570-116075-29	SE	2022/11/03 11:42:00	N	A,B,C

Field I.D.	Lab I.D.	Matrix	Date Collected	Purpose	Analytical Methods
BA1DC-SD0406-2211-11032022	570-116075-30	SE	2022/11/03 11:44:00	N	A,B,C
BA1DC-SD0608-2211-11032022	570-116075-31	SE	2022/11/03 11:45:00	N	A,B,C
BA1DC-SD0812-2211-11032022	570-116075-32	SE	2022/11/03 11:46:00	N	A,B,C
BA1DC-SD1216-2211-11032022	570-116075-33	SE	2022/11/03 11:48:00	N	A,B,C
BA1DC-SD1620-2211-11032022	570-116075-34	SE	2022/11/03 11:50:00	N	A,B,C
BA1DC-SD2024-2211-11032022	570-116075-35	SE	2022/11/03 11:53:00	N	A,B,C
BA2B-SD0002-2211-11032022	570-116075-36	SE	2022/11/03 13:49:00	N	A,B,C
BA2B-SD0002-2211FD-11032022	570-116075-43	SE	2022/11/03 14:25:00	FD of BA2B-SD0002	A,B,C
BA2B-SD0204-2211-11032022	570-116075-37	SE	2022/11/03 13:50:00	N	A,B,C
BA2B-SD0204-2211FD-11032022	570-116075-44	SE	2022/11/03 14:28:00	FD of BA2B-SD0204	A,B,C
BA2B-SD0406-2211-11032022	570-116075-38	SE	2022/11/03 13:52:00	N	A,B,C
BA2B-SD0406-2211FD-11032022	570-116075-45	SE	2022/11/03 14:32:00	FD of BA2B-SD0406	A,B,C
BA2B-SD0608-2211-11032022	570-116075-39	SE	2022/11/03 13:53:00	N	A,B,C
BA2B-SD0608-2211FD-11032022	570-116075-46	SE	2022/11/03 14:34:00	FD of BA2B-SD0608	A,B,C
BA2B-SD0812-2211-11032022	570-116075-40	SE	2022/11/03 13:54:00	N	A,B,C

Field I.D.	Lab I.D.	Matrix	Date Collected	Purpose	Analytical Methods
BA2B-SD0812-2211FD-11032022	570-116075-47	SE	2022/11/03 14:35:00	FD of BA2B-SD0812	A,B,C
BA2B-SD1216-2211-11032022	570-116075-41	SE	2022/11/03 13:55:00	N	A,B,C
BA2B-SD1216-2211FD-11032022	570-116075-48	SE	2022/11/03 14:36:00	FD of BA2B-SD1216	A,B,C
BA2B-SD1620-2211-11032022	570-116075-42	SE	2022/11/03 14:11:00	N	A,B,C
BA2B-SD1620-2211FD-11032022	570-116075-49	SE	2022/11/03 14:45:00	FD of BA2B-SD1620	A,B,C
BA2B-SD2024-2211FD-11032022	570-116075-50	SE	2022/11/03 14:47:00	No Parent Sample	A,B,C
BA2C-SD0002-2211-11032022	570-116075-51	SE	2022/11/03 15:09:00	N	A,B,C
BA2C-SD0204-2211-11032022	570-116075-52	SE	2022/11/03 15:10:00	N	A,B,C
BA2C-SD0406-2211-11032022	570-116075-53	SE	2022/11/03 15:12:00	N	A,B,C
BA2C-SD0608-2211-11032022	570-116075-54	SE	2022/11/03 15:14:00	N	A,B,C
BA2C-SD0812-2211-11032022	570-116075-55	SE	2022/11/03 15:16:00	N	A,B,C
BA2C-SD1216-2211-11032022	570-116075-56	SE	2022/11/03 15:21:00	N	A,B,C
BA2C-SD1620-2211-11032022	570-116075-57	SE	2022/11/03 15:23:00	N	A,B,C
BA2C-SD2024-2211-11032022	570-116075-58	SE	2022/11/03 15:26:00	N	A,B,C
BA2C-SD2428-2211-11032022	570-116075-59	SE	2022/11/03 15:31:00	N	A,B,C

Field I.D.	Lab I.D.	Matrix	Date Collected	Purpose	Analytical Methods
BA2C-SD2832-2211-11032022	570-116075-60	SE	2022/11/03 15:32:00	N	A,B,C
BA2C-SD3236-2211-11032022	570-116075-61	SE	2022/11/03 15:34:00	N	A,B,C
BA2C-SD3640-2211-11032022	570-116075-62	SE	2022/11/03 15:35:00	N	A,B,C
BA2C-SD4044-2211-11032022	570-116075-63	SE	2022/11/03 15:38:00	N	A,B,C

SE-Sediment
FD-Field Duplicate
N-Normal Environmental Sample
Analytical Methods: A-SW846 8270C SIM CON - PCB Congeners (GC/MS)

B-SW846 8270C SIM - Organochlorine Pesticides (GC/MS SIM)

C-SW846 9060A-Total Organic Carbon

Following the specifications in the QAPP related to the data validation process, the data were annotated with data validation qualifiers and codes as described in **Table 1-2 and Table 1-3.**

Table 1-2
Data Qualifier References

Qualifier	Organics	Inorganics
U	The analyte was analyzed for but was not detected above the method detection limit.	The analyte was analyzed for but was not detected above the method detection limit.
J	The analyte was positively identified; the associated numerical value is the approximate concentration of the analyte in the sample.	The result is an estimated quantity. The associated numerical value is the approximate concentration of the analyte in the sample.
N	The analysis indicates the presence of an analyte for which there is presumptive evidence to make a "tentative identification."	Not applicable.
NJ	The analysis indicates the presence of an analyte that has been "tentatively identified" and the associated numerical value	Not applicable.

Qualifier	Organics	Inorganics
	represents its approximate concentration.	
UJ	The analyte was not detected above the method detection limit. However, the associated value is approximate and may or may not represent the actual limit of quantitation necessary to accurately and precisely measure the analyte in the sample.	The analyte was analyzed for but was not detected. The associated value is an estimate and may be inaccurate or imprecise.
R	The sample results are rejected due to serious deficiencies in the ability to analyze the sample and to meet quality control criteria. The presence or absence of the analyte cannot be verified.	The data are unusable. The sample results are rejected due to serious deficiencies in meeting the Quality Control (QC) criteria. The analyte may or may not be present in the sample.

Table 1-3
Data Review Qualifier Codes

Qualifier	Organics	Inorganics
H	Holding times were exceeded.	Holding times were exceeded.
S	Surrogate recovery was outside QC limits.	The sequence or number of standards used for the calibration was incorrect.
C	Calibration %RSD, r, r2 or %D were noncompliant	Correlation coefficient is <0.995.
R	Calibration RRF was <0.05.	%R for calibration is not within control limits
B	Presumed contamination from preparation (method blank)	Presumed contamination from preparation (method) blank or calibration blank
L	Laboratory Control Sample/Laboratory Control Sample Duplicate %R or RPD was not within control limits	Laboratory Control Sample/Laboratory Control Sample Duplicate %R or RPD was not within control limits
Q	MS/MSD recovery was poor	MS/MSD recovery was poor.
E	MS/MSD or Duplicate RPD was high.	MS/MSD or Duplicate RPD or difference was high.
I	Internal standard performance was unsatisfactory	ICP ICS results were unsatisfactory.
A	Not applicable.	ICP Serial Dilution %D were not within control limits

Qualifier	Organics	Inorganics
M	Instrument Performance Check (BFB or DFTPP) was noncompliant	Not applicable.
T	Presumed contamination from trip blank.	Not applicable.
F	Presumed contamination from FB or ER.	Presumed contamination from FB or ER.
D	The analysis with this flag should not be used because another more technically sound analysis is available.	The analysis with this flag should not be used because another more technically sound analysis is available.
P	Instrument performance for pesticides was poor	Post Digestion Spike recovery was not within control limits
*#	Unusual problems found with the data that have been described in Section 2, "Data Validation Findings." The number following the asterisk (*) will indicate the section in the validation report where a description of the problem can be found.	Unusual problems found with the data that have been described in Section 2, "Data Validation Findings." The number following the asterisk (*) will indicate the section in the validation report where a description of the problem can be found.

2.0 DATA VALIDATION RESULTS

2.1 PCBs by SW846-8270C-SIM

2.1.1 Sample Preservation, Handling, and Transport

All samples arrived at the laboratory intact, on time, and within preservation requirements. All QC requirements were met as required by the QAPP.

2.1.2 Chain of Custody and Holding Times

A cross reference of the COC and analytical report has concluded all extractions and analysis were performed within the required holding times.

2.1.3 Instrument Performance Checks

Data were verified that the mass spectral abundance and assignment are correct and within the method requirements. All samples were analyzed with an acceptable DFTPP performance check and within the 12-hour window requirement.

2.1.4 Initial Calibrations

All initial calibration average %RSD were within the method requirements.

2.1.5 Initial Calibration Verifications

The initial calibration curve was verified with a second source standard mix that contained all target compounds. All recoveries were acceptable.

2.1.6 Continuing Calibrations

Continuing calibration percent differences were within the requirements as stipulated. Continuing Calibrations were performed with acceptable results on a 12-hour basis. Full data validation verified the raw data compared to the Form VII values. No discrepancies were revealed.

2.1.7 Laboratory Blanks

Each analytical batch was represented with a MB. None of the data is qualified based on associated blank contaminations.

2.1.8 Laboratory Control Sample Recovery (Blank Spikes)

All LCS recoveries were within QC limits.

2.1.9 Surrogate Recoveries

All surrogate recoveries were within QC limits with the following exception(s).

Table 2-1
SVOC Surrogate Recoveries

Sample ID	FBP %R	TPHd14 %R	DVQ/RC
BA2C-SD2024-2211 (-58)	111	**183**	Detects are qualified J-S

Bold indicates recovery outside QC limits.

FBP = 2-Fluorobiphenyl (Surr) (20-139%)
TPHd14 = p-Terphenyl-d14 (Surr) (37-165%)

2.1.10 Matrix Spike/Matrix Spike Duplicate Recoveries

Matrix spike samples were not designated for this SDG.

2.1.11 Field QC Samples

2.1.11.1 Equipment and Field Blanks

No field or equipment blanks were submitted for this analysis.

2.1.11.2 Field Duplicate Agreement

Table 2-2
Field Duplicate Comparisons

Sample BA2B-SD0002-2211FD-11032022 was duplicated with BA2B-SD0002-2211FD-11032022. Below are the detected analyte comparisons.

Field ID	Lab ID	chemical	result	RPD
BA2B-SD0002-2211-11032022	570-116075-36	PCB-101	8.4	
BA2B-SD0002-2211FD-11032022	570-116075-43	PCB-101	15	-56.41
BA2B-SD0002-2211-11032022	570-116075-36	PCB-105	4.8	
BA2B-SD0002-2211FD-11032022	570-116075-43	PCB-105	7.7	-46.40
BA2B-SD0002-2211-11032022	570-116075-36	PCB-110	9.5	
BA2B-SD0002-2211FD-11032022	570-116075-43	PCB-110	12	-23.26
BA2B-SD0002-2211-11032022	570-116075-36	PCB-118	7.6	
BA2B-SD0002-2211FD-11032022	570-116075-43	PCB-118	15	-65.49
BA2B-SD0002-2211-11032022	570-116075-36	PCB-128	<DL	
BA2B-SD0002-2211FD-11032022	570-116075-43	PCB-128	4.1	-200
BA2B-SD0002-2211-11032022	570-116075-36	PCB-132/153	13	
BA2B-SD0002-2211FD-11032022	570-116075-43	PCB-132/153	26	-66.67
BA2B-SD0002-2211-11032022	570-116075-36	PCB-138/158	8.3	
BA2B-SD0002-2211FD-11032022	570-116075-43	PCB-138/158	18	-73.76
BA2B-SD0002-2211-11032022	570-116075-36	PCB-149	5.4	
BA2B-SD0002-2211FD-11032022	570-116075-43	PCB-149	9.4	-54.05
BA2B-SD0002-2211-11032022	570-116075-36	PCB-151	2.7	
BA2B-SD0002-2211FD-11032022	570-116075-43	PCB-151	2.8	-3.64
BA2B-SD0002-2211-11032022	570-116075-36	PCB-170	1.7	

Field ID	Lab ID	chemical	result	RPD
BA2B-SD0002-2211FD-11032022	570-116075-43	PCB-170	5.4	-104.23
BA2B-SD0002-2211-11032022	570-116075-36	PCB-177	1.8	
BA2B-SD0002-2211FD-11032022	570-116075-43	PCB-177	2.7	-40.00
BA2B-SD0002-2211-11032022	570-116075-36	PCB-180	4.3	
BA2B-SD0002-2211FD-11032022	570-116075-43	PCB-180	7.7	-56.67
BA2B-SD0002-2211-11032022	570-116075-36	PCB-183	0.96	
BA2B-SD0002-2211FD-11032022	570-116075-43	PCB-183	2.1	-74.51
BA2B-SD0002-2211-11032022	570-116075-36	PCB-187	2.2	
BA2B-SD0002-2211FD-11032022	570-116075-43	PCB-187	3.8	-53.33
BA2B-SD0002-2211-11032022	570-116075-36	PCB-203	3.0	
BA2B-SD0002-2211FD-11032022	570-116075-43	PCB-203	4.5	-40.00
BA2B-SD0002-2211-11032022	570-116075-36	PCB-28	2.6	
BA2B-SD0002-2211FD-11032022	570-116075-43	PCB-28	4.3	-49.28
BA2B-SD0002-2211-11032022	570-116075-36	PCB-31	1.3	
BA2B-SD0002-2211FD-11032022	570-116075-43	PCB-31	2.6	-66.67
BA2B-SD0002-2211-11032022	570-116075-36	PCB-44	2.0	
BA2B-SD0002-2211FD-11032022	570-116075-43	PCB-44	6.2	-102.44
BA2B-SD0002-2211-11032022	570-116075-36	PCB-49	1.9	
BA2B-SD0002-2211FD-11032022	570-116075-43	PCB-49	3.8	-66.67
BA2B-SD0002-2211-11032022	570-116075-36	PCB-5/8	0.63	
BA2B-SD0002-2211FD-11032022	570-116075-43	PCB-5/8	2.0	-104.18
BA2B-SD0002-2211-11032022	570-116075-36	PCB-52	3.7	
BA2B-SD0002-2211FD-11032022	570-116075-43	PCB-52	7.3	-65.45
BA2B-SD0002-2211-11032022	570-116075-36	PCB-66	6.1	
BA2B-SD0002-2211FD-11032022	570-116075-43	PCB-66	12	-65.19
BA2B-SD0002-2211-11032022	570-116075-36	PCB-70	4.0	
BA2B-SD0002-2211FD-11032022	570-116075-43	PCB-70	8.5	-72.00
BA2B-SD0002-2211-11032022	570-116075-36	PCB-74	3.0	
BA2B-SD0002-2211FD-11032022	570-116075-43	PCB-74	5.2	-53.66
BA2B-SD0002-2211-11032022	570-116075-36	PCB-87	3.1	
BA2B-SD0002-2211FD-11032022	570-116075-43	PCB-87	5.2	-50.60
BA2B-SD0002-2211-11032022	570-116075-36	PCB-99	4.6	
BA2B-SD0002-2211FD-11032022	570-116075-43	PCB-99	9.9	-73.10

Sample BA2B-SD0204-2211-11032022 was duplicated with BA2B-SD0204-2211FD-11032022. Below are the detected analyte comparisons.

Field ID	Lab ID	chemical	result	RPD
BA2B-SD0204-2211-11032022	570-116075-37	PCB-101	12	
BA2B-SD0204-2211FD-11032022	570-116075-44	PCB-101	17	-34.48
BA2B-SD0204-2211-11032022	570-116075-37	PCB-105	5.4	
BA2B-SD0204-2211FD-11032022	570-116075-44	PCB-105	7.9	-37.59
BA2B-SD0204-2211-11032022	570-116075-37	PCB-110	8.9	

Field ID	Lab ID	chemical	result	RPD
BA2B-SD0204-2211FD-11032022	570-116075-44	PCB-110	14	-44.54
BA2B-SD0204-2211-11032022	570-116075-37	PCB-118	9.9	
BA2B-SD0204-2211FD-11032022	570-116075-44	PCB-118	15	-40.96
BA2B-SD0204-2211FD-11032022	570-116075-44	PCB-128	3.5	
BA2B-SD0204-2211-11032022	570-116075-37	PCB-128	<DL	-200.00
BA2B-SD0204-2211-11032022	570-116075-37	PCB-132/153	18	
BA2B-SD0204-2211FD-11032022	570-116075-44	PCB-132/153	25	-32.56
BA2B-SD0204-2211-11032022	570-116075-37	PCB-138/158	11	
BA2B-SD0204-2211FD-11032022	570-116075-44	PCB-138/158	17	-42.86
BA2B-SD0204-2211-11032022	570-116075-37	PCB-149	7.8	
BA2B-SD0204-2211FD-11032022	570-116075-44	PCB-149	11	-34.04
BA2B-SD0204-2211-11032022	570-116075-37	PCB-151	2.8	
BA2B-SD0204-2211FD-11032022	570-116075-44	PCB-151	4.1	-37.68
BA2B-SD0204-2211-11032022	570-116075-37	PCB-170	6.1	
BA2B-SD0204-2211FD-11032022	570-116075-44	PCB-170	6.7	-9.38
BA2B-SD0204-2211-11032022	570-116075-37	PCB-177	1.3	
BA2B-SD0204-2211FD-11032022	570-116075-44	PCB-177	2.5	-63.16
BA2B-SD0204-2211-11032022	570-116075-37	PCB-180	4.9	
BA2B-SD0204-2211FD-11032022	570-116075-44	PCB-180	7.5	-41.94
BA2B-SD0204-2211-11032022	570-116075-37	PCB-183	1.2	
BA2B-SD0204-2211FD-11032022	570-116075-44	PCB-183	2.1	-54.55
BA2B-SD0204-2211-11032022	570-116075-37	PCB-187	3.0	
BA2B-SD0204-2211FD-11032022	570-116075-44	PCB-187	5.6	-60.47
BA2B-SD0204-2211-11032022	570-116075-37	PCB-203	3.2	
BA2B-SD0204-2211FD-11032022	570-116075-44	PCB-203	4.3	-29.33
BA2B-SD0204-2211-11032022	570-116075-37	PCB-28	2.7	
BA2B-SD0204-2211FD-11032022	570-116075-44	PCB-28	4.5	-50.00
BA2B-SD0204-2211-11032022	570-116075-37	PCB-31	3.3	
BA2B-SD0204-2211FD-11032022	570-116075-44	PCB-31	2.6	23.73
BA2B-SD0204-2211-11032022	570-116075-37	PCB-44	4.5	
BA2B-SD0204-2211FD-11032022	570-116075-44	PCB-44	6.2	-31.78
BA2B-SD0204-2211-11032022	570-116075-37	PCB-49	2.8	
BA2B-SD0204-2211FD-11032022	570-116075-44	PCB-49	5.0	-56.41
BA2B-SD0204-2211-11032022	570-116075-37	PCB-5/8	1.5	
BA2B-SD0204-2211FD-11032022	570-116075-44	PCB-5/8	2.2	-37.84
BA2B-SD0204-2211-11032022	570-116075-37	PCB-52	4.6	
BA2B-SD0204-2211FD-11032022	570-116075-44	PCB-52	8.2	-56.25
BA2B-SD0204-2211-11032022	570-116075-37	PCB-66	10	
BA2B-SD0204-2211FD-11032022	570-116075-44	PCB-66	12	-18.18
BA2B-SD0204-2211-11032022	570-116075-37	PCB-70	5.7	
BA2B-SD0204-2211FD-11032022	570-116075-44	PCB-70	8.4	-38.30
BA2B-SD0204-2211-11032022	570-116075-37	PCB-74	4.6	
BA2B-SD0204-2211FD-11032022	570-116075-44	PCB-74	6.6	-35.71
BA2B-SD0204-2211-11032022	570-116075-37	PCB-77	<DL	
BA2B-SD0204-2211FD-11032022	570-116075-44	PCB-77	2.0	-200.00

Field ID	Lab ID	chemical	result	RPD
BA2B-SD0204-2211-11032022	570-116075-37	PCB-87	4.0	
BA2B-SD0204-2211FD-11032022	570-116075-44	PCB-87	5.9	-38.38
BA2B-SD0204-2211-11032022	570-116075-37	PCB-99	7.2	
BA2B-SD0204-2211FD-11032022	570-116075-44	PCB-99	9.1	-23.31

Sample BA2B-SD0406-2211-11032022 was duplicated with BA2B-SD0204-2211FD-11032022. Below are the detected analyte comparisons.

Field ID	Lab ID	chemical	result	RPD
BA2B-SD0406-2211-11032022	570-116075-38	PCB-101	20	
BA2B-SD0406-2211FD-11032022	570-116075-45	PCB-101	20	0.00
BA2B-SD0406-2211-11032022	570-116075-38	PCB-105	11	
BA2B-SD0406-2211FD-11032022	570-116075-45	PCB-105	9.3	16.75
BA2B-SD0406-2211-11032022	570-116075-38	PCB-110	17	
BA2B-SD0406-2211FD-11032022	570-116075-45	PCB-110	15	12.50
BA2B-SD0406-2211-11032022	570-116075-38	PCB-118	20	
BA2B-SD0406-2211FD-11032022	570-116075-45	PCB-118	17	16.22
BA2B-SD0406-2211-11032022	570-116075-38	PCB-128	3.0	
BA2B-SD0406-2211FD-11032022	570-116075-45	PCB-128	3.4	-12.50
BA2B-SD0406-2211-11032022	570-116075-38	PCB-132/153	37	
BA2B-SD0406-2211FD-11032022	570-116075-45	PCB-132/153	29	24.24
BA2B-SD0406-2211-11032022	570-116075-38	PCB-138/158	19	
BA2B-SD0406-2211FD-11032022	570-116075-45	PCB-138/158	19	0.00
BA2B-SD0406-2211-11032022	570-116075-38	PCB-149	12	
BA2B-SD0406-2211FD-11032022	570-116075-45	PCB-149	10	18.18
BA2B-SD0406-2211-11032022	570-116075-38	PCB-151	7.5	
BA2B-SD0406-2211FD-11032022	570-116075-45	PCB-151	4.6	47.93
BA2B-SD0406-2211-11032022	570-116075-38	PCB-170	5.8	
BA2B-SD0406-2211FD-11032022	570-116075-45	PCB-170	6.6	-12.90
BA2B-SD0406-2211-11032022	570-116075-38	PCB-177	3.3	
BA2B-SD0406-2211FD-11032022	570-116075-45	PCB-177	2.4	31.58
BA2B-SD0406-2211-11032022	570-116075-38	PCB-180	12	
BA2B-SD0406-2211FD-11032022	570-116075-45	PCB-180	8.8	30.77
BA2B-SD0406-2211-11032022	570-116075-38	PCB-183	2.2	
BA2B-SD0406-2211FD-11032022	570-116075-45	PCB-183	2.2	0.00
BA2B-SD0406-2211-11032022	570-116075-38	PCB-187	5.4	
BA2B-SD0406-2211FD-11032022	570-116075-45	PCB-187	4.5	18.18
BA2B-SD0406-2211-11032022	570-116075-38	PCB-203	5.4	
BA2B-SD0406-2211FD-11032022	570-116075-45	PCB-203	3.2	51.16
BA2B-SD0406-2211-11032022	570-116075-38	PCB-28	5.8	

Field ID	Lab ID	chemical	result	RPD
BA2B-SD0406-2211FD-11032022	570-116075-45	PCB-28	6.4	-9.84
BA2B-SD0406-2211-11032022	570-116075-38	PCB-31	4.1	
BA2B-SD0406-2211FD-11032022	570-116075-45	PCB-31	3.2	24.66
BA2B-SD0406-2211-11032022	570-116075-38	PCB-44	8.0	
BA2B-SD0406-2211FD-11032022	570-116075-45	PCB-44	9.8	-20.22
BA2B-SD0406-2211-11032022	570-116075-38	PCB-49	6.7	
BA2B-SD0406-2211FD-11032022	570-116075-45	PCB-49	5.9	12.70
BA2B-SD0406-2211-11032022	570-116075-38	PCB-5/8	3.5	
BA2B-SD0406-2211FD-11032022	570-116075-45	PCB-5/8	3.5	0.00
BA2B-SD0406-2211-11032022	570-116075-38	PCB-52	12	
BA2B-SD0406-2211FD-11032022	570-116075-45	PCB-52	10	18.18
BA2B-SD0406-2211-11032022	570-116075-38	PCB-66	17	
BA2B-SD0406-2211FD-11032022	570-116075-45	PCB-66	16	6.06
BA2B-SD0406-2211-11032022	570-116075-38	PCB-70	9.9	
BA2B-SD0406-2211FD-11032022	570-116075-45	PCB-70	10	-1.01
BA2B-SD0406-2211-11032022	570-116075-38	PCB-74	8.8	
BA2B-SD0406-2211FD-11032022	570-116075-45	PCB-74	7.6	14.63
BA2B-SD0406-2211-11032022	570-116075-38	PCB-77	<DL	
BA2B-SD0406-2211FD-11032022	570-116075-45	PCB-77	2.5	-200.00
BA2B-SD0406-2211-11032022	570-116075-38	PCB-87	7.7	
BA2B-SD0406-2211FD-11032022	570-116075-45	PCB-87	6.9	10.96
BA2B-SD0406-2211-11032022	570-116075-38	PCB-99	15	
BA2B-SD0406-2211FD-11032022	570-116075-45	PCB-99	12	22.22

Sample BA2B-SD0608-2211-11032022 was duplicated with BA2B-SD0608-2211FD-11032022. Below are the detected analyte comparisons.

Field ID	Lab ID	**chemical**	result	RPD
BA2B-SD0608-2211-11032022	570-116075-39	PCB-101	12	
BA2B-SD0608-2211FD-11032022	570-116075-46	PCB-101	14	-15.38
BA2B-SD0608-2211-11032022	570-116075-39	PCB-105	4.3	
BA2B-SD0608-2211FD-11032022	570-116075-46	PCB-105	6.8	-45.05
BA2B-SD0608-2211-11032022	570-116075-39	PCB-110	8.9	
BA2B-SD0608-2211FD-11032022	570-116075-46	PCB-110	12	-29.67
BA2B-SD0608-2211-11032022	570-116075-39	PCB-118	10	
BA2B-SD0608-2211FD-11032022	570-116075-46	PCB-118	14	-33.33
BA2B-SD0608-2211-11032022	570-116075-39	PCB-128	1.8	
BA2B-SD0608-2211FD-11032022	570-116075-46	PCB-128	3.6	-66.67
BA2B-SD0608-2211-11032022	570-116075-39	PCB-132/153	18	
BA2B-SD0608-2211FD-11032022	570-116075-46	PCB-132/153	25	-32.56

Field ID	Lab ID	**chemical**	result	RPD
BA2B-SD0608-2211-11032022	570-116075-39	PCB-138/158	12	
BA2B-SD0608-2211FD-11032022	570-116075-46	PCB-138/158	14	-15.38
BA2B-SD0608-2211-11032022	570-116075-39	PCB-149	6.4	
BA2B-SD0608-2211FD-11032022	570-116075-46	PCB-149	8.3	-25.85
BA2B-SD0608-2211-11032022	570-116075-39	PCB-151	2.5	
BA2B-SD0608-2211FD-11032022	570-116075-46	PCB-151	2.7	-7.69
BA2B-SD0608-2211-11032022	570-116075-39	PCB-170	4.4	
BA2B-SD0608-2211FD-11032022	570-116075-46	PCB-170	4.3	2.30
BA2B-SD0608-2211-11032022	570-116075-39	PCB-177	1.6	
BA2B-SD0608-2211FD-11032022	570-116075-46	PCB-177	2.7	-51.16
BA2B-SD0608-2211-11032022	570-116075-39	PCB-180	5.5	
BA2B-SD0608-2211FD-11032022	570-116075-46	PCB-180	6.2	-11.97
BA2B-SD0608-2211-11032022	570-116075-39	PCB-183	1.5	
BA2B-SD0608-2211FD-11032022	570-116075-46	PCB-183	2.0	-28.57
BA2B-SD0608-2211-11032022	570-116075-39	PCB-187	2.5	
BA2B-SD0608-2211FD-11032022	570-116075-46	PCB-187	4.6	-59.15
BA2B-SD0608-2211-11032022	570-116075-39	PCB-203	3.0	
BA2B-SD0608-2211FD-11032022	570-116075-46	PCB-203	3.6	-18.18
BA2B-SD0608-2211-11032022	570-116075-39	PCB-28	4.3	
BA2B-SD0608-2211FD-11032022	570-116075-46	PCB-28	3.7	15.00
BA2B-SD0608-2211-11032022	570-116075-39	PCB-31	2.2	
BA2B-SD0608-2211FD-11032022	570-116075-46	PCB-31	3.5	-45.61
BA2B-SD0608-2211-11032022	570-116075-39	PCB-44	8.1	
BA2B-SD0608-2211FD-11032022	570-116075-46	PCB-44	7.3	10.39
BA2B-SD0608-2211-11032022	570-116075-39	PCB-49	3.5	
BA2B-SD0608-2211FD-11032022	570-116075-46	PCB-49	3.4	2.90
BA2B-SD0608-2211-11032022	570-116075-39	PCB-5/8	3.3	
BA2B-SD0608-2211FD-11032022	570-116075-46	PCB-5/8	2.5	27.59
BA2B-SD0608-2211-11032022	570-116075-39	PCB-52	6.6	
BA2B-SD0608-2211FD-11032022	570-116075-46	PCB-52	7.4	-11.43
BA2B-SD0608-2211-11032022	570-116075-39	PCB-66	8.1	
BA2B-SD0608-2211FD-11032022	570-116075-46	PCB-66	10	-20.99
BA2B-SD0608-2211-11032022	570-116075-39	PCB-70	5.0	
BA2B-SD0608-2211FD-11032022	570-116075-46	PCB-70	7.1	-34.71
BA2B-SD0608-2211-11032022	570-116075-39	PCB-74	5.0	
BA2B-SD0608-2211FD-11032022	570-116075-46	PCB-74	5.1	-1.98
BA2B-SD0608-2211-11032022	570-116075-39	PCB-87	3.1	
BA2B-SD0608-2211FD-11032022	570-116075-46	PCB-87	5.3	-52.38
BA2B-SD0608-2211-11032022	570-116075-39	PCB-99	5.9	
BA2B-SD0608-2211FD-11032022	570-116075-46	PCB-99	8.3	-33.80

Sample BA2B-SD0812-2211-11032022 was duplicated with BA2B-SD0812-2211FD-11032022. Below are the detected analyte comparisons.

Field ID	Lab ID	**chemical**	result	RPD
BA2B-SD0812-2211-11032022	570-116075-40	PCB 209	0.71	
BA2B-SD0812-2211FD-11032022	570-116075-47	PCB 209	0.91	-24.69
BA2B-SD0812-2211-11032022	570-116075-40	PCB-101	5.2	
BA2B-SD0812-2211FD-11032022	570-116075-47	PCB-101	6.4	-20.69
BA2B-SD0812-2211-11032022	570-116075-40	PCB-105	3.0	
BA2B-SD0812-2211FD-11032022	570-116075-47	PCB-105	3.3	-9.52
BA2B-SD0812-2211-11032022	570-116075-40	PCB-110	5.6	
BA2B-SD0812-2211FD-11032022	570-116075-47	PCB-110	5.9	-5.22
BA2B-SD0812-2211-11032022	570-116075-40	PCB-118	4.2	
BA2B-SD0812-2211FD-11032022	570-116075-47	PCB-118	6.3	-40.00
BA2B-SD0812-2211-11032022	570-116075-40	PCB-128	1.1	
BA2B-SD0812-2211FD-11032022	570-116075-47	PCB-128	<DL	-200
BA2B-SD0812-2211-11032022	570-116075-40	PCB-132/153	5.0	
BA2B-SD0812-2211FD-11032022	570-116075-47	PCB-132/153	5.7	-13.08
BA2B-SD0812-2211-11032022	570-116075-40	PCB-138/158	6.1	
BA2B-SD0812-2211FD-11032022	570-116075-47	PCB-138/158	7.3	-17.91
BA2B-SD0812-2211-11032022	570-116075-40	PCB-149	4.0	
BA2B-SD0812-2211FD-11032022	570-116075-47	PCB-149	4.6	-13.95
BA2B-SD0812-2211-11032022	570-116075-40	PCB-151	1.9	
BA2B-SD0812-2211FD-11032022	570-116075-47	PCB-151	2.1	-10.00
BA2B-SD0812-2211-11032022	570-116075-40	PCB-170	1.8	
BA2B-SD0812-2211FD-11032022	570-116075-47	PCB-170	1.7	5.71
BA2B-SD0812-2211-11032022	570-116075-40	PCB-177	0.74	
BA2B-SD0812-2211FD-11032022	570-116075-47	PCB-177	0.88	-17.28
BA2B-SD0812-2211-11032022	570-116075-40	PCB-18	1.2	
BA2B-SD0812-2211FD-11032022	570-116075-47	PCB-18	<DL	-200
BA2B-SD0812-2211-11032022	570-116075-40	PCB-180	3.4	
BA2B-SD0812-2211FD-11032022	570-116075-47	PCB-180	3.9	-13.70
BA2B-SD0812-2211-11032022	570-116075-40	PCB-183	0.83	
BA2B-SD0812-2211FD-11032022	570-116075-47	PCB-183	0.89	-6.98
BA2B-SD0812-2211-11032022	570-116075-40	PCB-187	1.6	
BA2B-SD0812-2211FD-11032022	570-116075-47	PCB-187	2.0	-22.22
BA2B-SD0812-2211-11032022	570-116075-40	PCB-194	1.0	
BA2B-SD0812-2211FD-11032022	570-116075-47	PCB-194	1.2	-18.18
BA2B-SD0812-2211-11032022	570-116075-40	PCB-203	0.36	
BA2B-SD0812-2211FD-11032022	570-116075-47	PCB-203	0.83	-78.99
BA2B-SD0812-2211-11032022	570-116075-40	PCB-206	0.57	
BA2B-SD0812-2211FD-11032022	570-116075-47	PCB-206	0.42	30.30

Field ID	Lab ID	**chemical**	result	RPD
BA2B-SD0812-2211-11032022	570-116075-40	PCB-28	2.2	
BA2B-SD0812-2211FD-11032022	570-116075-47	PCB-28	2.1	4.65
BA2B-SD0812-2211-11032022	570-116075-40	PCB-31	0.84	
BA2B-SD0812-2211FD-11032022	570-116075-47	PCB-31	0.90	-6.90
BA2B-SD0812-2211-11032022	570-116075-40	PCB-44	2.5	
BA2B-SD0812-2211FD-11032022	570-116075-47	PCB-44	2.4	4.08
BA2B-SD0812-2211-11032022	570-116075-40	PCB-49	2.4	
BA2B-SD0812-2211FD-11032022	570-116075-47	PCB-49	2.8	-15.38
BA2B-SD0812-2211-11032022	570-116075-40	PCB-5/8	0.90	
BA2B-SD0812-2211FD-11032022	570-116075-47	PCB-5/8	0.99	-9.52
BA2B-SD0812-2211-11032022	570-116075-40	PCB-52	3.4	
BA2B-SD0812-2211FD-11032022	570-116075-47	PCB-52	3.6	-5.71
BA2B-SD0812-2211-11032022	570-116075-40	PCB-66	4.1	
BA2B-SD0812-2211FD-11032022	570-116075-47	PCB-66	5.3	-25.53
BA2B-SD0812-2211-11032022	570-116075-40	PCB-70	2.9	
BA2B-SD0812-2211FD-11032022	570-116075-47	PCB-70	3.5	-18.75
BA2B-SD0812-2211-11032022	570-116075-40	PCB-74	2.1	
BA2B-SD0812-2211FD-11032022	570-116075-47	PCB-74	2.5	-17.39
BA2B-SD0812-2211-11032022	570-116075-40	PCB-87	2.4	
BA2B-SD0812-2211FD-11032022	570-116075-47	PCB-87	2.6	-8.00
BA2B-SD0812-2211-11032022	570-116075-40	PCB-99	3.1	
BA2B-SD0812-2211FD-11032022	570-116075-47	PCB-99	3.4	-9.23

Sample BA2B-SD1216-2211-11032022 was duplicated with BA2B-SD1216-2211FD-11032022. Below are the detected analyte comparisons.

Field ID	Lab ID	**chemical**	result	RPD
BA2B-SD1216-2211-11032022	570-116075-41	PCB 209	<DL	
BA2B-SD1216-2211FD-11032022	570-116075-48	PCB 209	0.9	200.00
BA2B-SD1216-2211-11032022	570-116075-41	PCB-101	3.2	
BA2B-SD1216-2211FD-11032022	570-116075-48	PCB-101	8.7	-92.44
BA2B-SD1216-2211-11032022	570-116075-41	PCB-105	1.9	
BA2B-SD1216-2211FD-11032022	570-116075-48	PCB-105	4.1	-73.33
BA2B-SD1216-2211-11032022	570-116075-41	PCB-110	3.1	
BA2B-SD1216-2211FD-11032022	570-116075-48	PCB-110	8.5	-93.10
BA2B-SD1216-2211-11032022	570-116075-41	PCB-118	3.1	
BA2B-SD1216-2211FD-11032022	570-116075-48	PCB-118	8.3	-91.23
BA2B-SD1216-2211-11032022	570-116075-41	PCB-126	0.0	
BA2B-SD1216-2211FD-11032022	570-116075-48	PCB-126	9.2	200.00
BA2B-SD1216-2211-11032022	570-116075-41	PCB-128	<DL	
BA2B-SD1216-2211FD-11032022	570-116075-48	PCB-128	2.5	200.00
BA2B-SD1216-2211-11032022	570-116075-41	PCB-132/153	2.9	

Field ID	Lab ID	**chemical**	result	RPD
BA2B-SD1216-2211FD-11032022	570-116075-48	PCB-132/153	7.1	84.00
BA2B-SD1216-2211-11032022	570-116075-41	PCB-138/158	4.2	
BA2B-SD1216-2211FD-11032022	570-116075-48	PCB-138/158	8.5	-67.72
BA2B-SD1216-2211-11032022	570-116075-41	PCB-149	2.2	
BA2B-SD1216-2211FD-11032022	570-116075-48	PCB-149	5.6	41.13
BA2B-SD1216-2211-11032022	570-116075-41	PCB-151	1.2	
BA2B-SD1216-2211FD-11032022	570-116075-48	PCB-151	2.7	69.88
BA2B-SD1216-2211-11032022	570-116075-41	PCB-170	1.1	
BA2B-SD1216-2211FD-11032022	570-116075-48	PCB-170	1.9	34.78
BA2B-SD1216-2211-11032022	570-116075-41	PCB-177	0.43	
BA2B-SD1216-2211FD-11032022	570-116075-48	PCB-177	1.4	30.30
BA2B-SD1216-2211-11032022	570-116075-41	PCB-180	1.8	
BA2B-SD1216-2211FD-11032022	570-116075-48	PCB-180	5.1	113.85
BA2B-SD1216-2211-11032022	570-116075-41	PCB-183	0.45	
BA2B-SD1216-2211FD-11032022	570-116075-48	PCB-183	1	134.43
BA2B-SD1216-2211-11032022	570-116075-41	PCB-187	1.2	
BA2B-SD1216-2211FD-11032022	570-116075-48	PCB-187	2.4	-82.35
BA2B-SD1216-2211-11032022	570-116075-41	PCB-194	0.0	
BA2B-SD1216-2211FD-11032022	570-116075-48	PCB-194	1.6	40.00
BA2B-SD1216-2211-11032022	570-116075-41	PCB-203	0.0	
BA2B-SD1216-2211FD-11032022	570-116075-48	PCB-203	0.88	58.06
BA2B-SD1216-2211-11032022	570-116075-41	PCB-206	0.0	
BA2B-SD1216-2211FD-11032022	570-116075-48	PCB-206	0.5	58.82
BA2B-SD1216-2211-11032022	570-116075-41	PCB-28	1.3	
BA2B-SD1216-2211FD-11032022	570-116075-48	PCB-28	2.7	139.62
BA2B-SD1216-2211-11032022	570-116075-41	PCB-31	0.31	
BA2B-SD1216-2211FD-11032022	570-116075-48	PCB-31	1.4	63.41
BA2B-SD1216-2211-11032022	570-116075-41	PCB-44	1.1	
BA2B-SD1216-2211FD-11032022	570-116075-48	PCB-44	4	24.43
BA2B-SD1216-2211-11032022	570-116075-41	PCB-49	1	
BA2B-SD1216-2211FD-11032022	570-116075-48	PCB-49	3.5	13.33
BA2B-SD1216-2211-11032022	570-116075-41	PCB-5/8	0.35	
BA2B-SD1216-2211FD-11032022	570-116075-48	PCB-5/8	0.91	117.46
BA2B-SD1216-2211-11032022	570-116075-41	PCB-52	1.6	
BA2B-SD1216-2211FD-11032022	570-116075-48	PCB-52	4.6	133.94
BA2B-SD1216-2211-11032022	570-116075-41	PCB-66	2.5	
BA2B-SD1216-2211FD-11032022	570-116075-48	PCB-66	7.6	-49.18
BA2B-SD1216-2211-11032022	570-116075-41	PCB-70	1.7	
BA2B-SD1216-2211FD-11032022	570-116075-48	PCB-70	4.9	43.20
BA2B-SD1216-2211-11032022	570-116075-41	PCB-74	1.1	
BA2B-SD1216-2211FD-11032022	570-116075-48	PCB-74	3.3	<DL
BA2B-SD1216-2211-11032022	570-116075-41	PCB-87	1.6	

Field ID	Lab ID	**chemical**	result	RPD
BA2B-SD1216-2211FD-11032022	570-116075-48	PCB-87	4.9	38.00
BA2B-SD1216-2211-11032022	570-116075-41	PCB-99	2.1	
BA2B-SD1216-2211FD-11032022	570-116075-48	PCB-99	4.9	35.38

Sample BA2B-SD1216-2211-11032022 was duplicated with BA2B-SD1216-2211FD-11032022. Below are the detected analyte comparisons.

Field ID	Lab ID	chemical	result	RPD
BA2B-SD1620-2211-11032022	570-116075-42	PCB 209	6.4	
BA2B-SD1620-2211FD-11032022	570-116075-49	PCB 209	0.72	159.55
BA2B-SD1620-2211-11032022	570-116075-42	PCB-101	15	
BA2B-SD1620-2211FD-11032022	570-116075-49	PCB-101	6.6	77.78
BA2B-SD1620-2211-11032022	570-116075-42	PCB-105	8.2	
BA2B-SD1620-2211FD-11032022	570-116075-49	PCB-105	3.4	82.76
BA2B-SD1620-2211-11032022	570-116075-42	PCB-110	11	
BA2B-SD1620-2211FD-11032022	570-116075-49	PCB-110	7.8	34.04
BA2B-SD1620-2211-11032022	570-116075-42	PCB-118	13	
BA2B-SD1620-2211FD-11032022	570-116075-49	PCB-118	6.7	63.96
BA2B-SD1620-2211-11032022	570-116075-42	PCB-128	2.7	
BA2B-SD1620-2211FD-11032022	570-116075-49	PCB-128	1.9	34.78
BA2B-SD1620-2211-11032022	570-116075-42	PCB-132/153	21	
BA2B-SD1620-2211FD-11032022	570-116075-49	PCB-132/153	5.3	119.39
BA2B-SD1620-2211-11032022	570-116075-42	PCB-138/158	12	
BA2B-SD1620-2211FD-11032022	570-116075-49	PCB-138/158	7.2	50.00
BA2B-SD1620-2211-11032022	570-116075-42	PCB-149	8.1	
BA2B-SD1620-2211FD-11032022	570-116075-49	PCB-149	4.7	53.13
BA2B-SD1620-2211-11032022	570-116075-42	PCB-151	2.2	
BA2B-SD1620-2211FD-11032022	570-116075-49	PCB-151	1.8	20.00
BA2B-SD1620-2211-11032022	570-116075-42	PCB-156	<DL	
BA2B-SD1620-2211FD-11032022	570-116075-49	PCB-156	1.2	200
BA2B-SD1620-2211-11032022	570-116075-42	PCB-170	3.6	
BA2B-SD1620-2211FD-11032022	570-116075-49	PCB-170	1.7	71.70
BA2B-SD1620-2211-11032022	570-116075-42	PCB-177	1.9	
BA2B-SD1620-2211FD-11032022	570-116075-49	PCB-177	1.1	53.33
BA2B-SD1620-2211-11032022	570-116075-42	PCB-18	<DL	
BA2B-SD1620-2211FD-11032022	570-116075-49	PCB-18	0.92	200
BA2B-SD1620-2211-11032022	570-116075-42	PCB-180	7.2	
BA2B-SD1620-2211FD-11032022	570-116075-49	PCB-180	3.5	69.16
BA2B-SD1620-2211-11032022	570-116075-42	PCB-183	1.2	
BA2B-SD1620-2211FD-11032022	570-116075-49	PCB-183	0.99	19.18
BA2B-SD1620-2211-11032022	570-116075-42	PCB-187	3.4	
BA2B-SD1620-2211FD-11032022	570-116075-49	PCB-187	2.0	51.85
BA2B-SD1620-2211-11032022	570-116075-42	PCB-194	<DL	

Field ID	Lab ID	chemical	result	RPD
BA2B-SD1620-2211FD-11032022	570-116075-49	PCB-194	0.93	-200
BA2B-SD1620-2211-11032022	570-116075-42	PCB-203	2.0	
BA2B-SD1620-2211FD-11032022	570-116075-49	PCB-203	0.70	96.30
BA2B-SD1620-2211-11032022	570-116075-42	PCB-206	<DL	
BA2B-SD1620-2211FD-11032022	570-116075-49	PCB-206	0.61	200
BA2B-SD1620-2211-11032022	570-116075-42	PCB-28	4.6	
BA2B-SD1620-2211FD-11032022	570-116075-49	PCB-28	2.3	66.67
BA2B-SD1620-2211-11032022	570-116075-42	PCB-31	2.9	
BA2B-SD1620-2211FD-11032022	570-116075-49	PCB-31	0.84	110.16
BA2B-SD1620-2211-11032022	570-116075-42	PCB-44	11	
BA2B-SD1620-2211FD-11032022	570-116075-49	PCB-44	3.3	107.69
BA2B-SD1620-2211-11032022	570-116075-42	PCB-49	4.3	
BA2B-SD1620-2211FD-11032022	570-116075-49	PCB-49	2.8	42.25
BA2B-SD1620-2211-11032022	570-116075-42	PCB-5/8	1.9	
BA2B-SD1620-2211FD-11032022	570-116075-49	PCB-5/8	0.57	107.69
BA2B-SD1620-2211-11032022	570-116075-42	PCB-52	7.5	
BA2B-SD1620-2211FD-11032022	570-116075-49	PCB-52	3.9	63.16
BA2B-SD1620-2211-11032022	570-116075-42	PCB-66	11	
BA2B-SD1620-2211FD-11032022	570-116075-49	PCB-66	5.9	60.36
BA2B-SD1620-2211-11032022	570-116075-42	PCB-70	8.2	
BA2B-SD1620-2211FD-11032022	570-116075-49	PCB-70	4.9	50.38
BA2B-SD1620-2211-11032022	570-116075-42	PCB-74	5.2	
BA2B-SD1620-2211FD-11032022	570-116075-49	PCB-74	2.4	73.68
BA2B-SD1620-2211-11032022	570-116075-42	PCB-87	6.2	
BA2B-SD1620-2211FD-11032022	570-116075-49	PCB-87	3.8	48.00
BA2B-SD1620-2211-11032022	570-116075-42	PCB-99	6.9	
BA2B-SD1620-2211FD-11032022	570-116075-49	PCB-99	3.3	70.59

2.1.12 Target Compound Identification

Target Compounds were reviewed for their pattern responses and retention times.

2.1.13 Compound Quantitation and Reporting Limits

Reporting limits were verified to be equal to the Level of Detection (LOD). The LODs have been verified to meet or exceed the project required performance standards. Sample dilutions, cleanup concentrations, and moisture correction and reanalysis have been applied to all reportable results. Ten percent of the reported data was validated for quantification and qualifications. None of the data was miscalculated or patterns misidentified.

2.2 Pesticides by SW846-8270C-SIM

2.2.1 Sample Preservation, Handling, and Transport

All samples arrived at the laboratory intact, on time, and within preservation requirements. All QC requirements were met as required by the QAPP.

2.2.2 Chain of Custody and Holding Times

A cross reference of the COC and analytical report has concluded all extractions and analysis were performed within the required holding times.

2.2.3 Instrument Performance Checks

Data were verified that the mass spectral abundance and assignment are correct and within the method requirements. All samples were analyzed with an acceptable DFTPP performance check and within the 12-hour window requirement.

2.2.4 Initial Calibrations

All initial calibration average %RSD were within the method requirements.

2.2.5 Initial Calibration Verifications

The initial calibration curve was verified with a second source standard mix that contained all target compounds. All recoveries were acceptable.

2.2.6 Continuing Calibrations

Continuing Calibrations were performed with acceptable results on a 12-hour basis. Full data validation verified the raw data compared to the Form VII values. No discrepancies were revealed. Continuing calibration percent differences were within the requirements as stipulated with the following exception(s).

- Method 8270C_SIM_OCPes: The continuing calibration verification (CCV) associated with batch 570-287073 recovered above the upper control limit for 2,4'-DDT and 4,4'-DDT. The associated sample is impacted: BA2B-SD0406-2211FD (570-116075-45).
    - The associated sample results are qualified J/UJ-C

2.2.7 Laboratory Blanks

Each analytical batch was represented with a MB. None of the data is qualified based on associated blank contaminations.

2.2.8 Laboratory Control Sample Recovery (Blank Spikes)

All LCS recoveries were within QC limits.

2.2.9 Surrogate Recoveries

All surrogate recoveries were within QC limits with the following exception(s).

- Method 8270C_SIM_OCPes: Surrogate recovery for the following samples were outside control limits: BA2B-SD0204-2211FD (570-116075-44), BA2B-SD1620-2211FD (570-116075-49), BA2C-SD2024-2211 (570-116075-58), BA2C-SD2428-2211 (570-116075-59) and BA2C-SD2832-2211 (570-116075-60), BA1B-SD0002-2211 (570-116075-1) BA1C-SD0002-2211 (570-116075-14), BA1C-SD3236-2211 (570-116075-24), BA2C-SD3640-2211 (570-116075-62). Because of dilutions (ranging from 10-5000X), the surrogate spike concentration in the samples were reduced to a level where the recovery calculation does not provide useful information.
    - o No data were qualified.

2.2.10 Matrix Spike/Matrix Spike Duplicate Recoveries

Matrix spike samples were not designated for this SDG.

2.2.11 Field QC Samples

2.2.11.1 Equipment and Field Blanks

No field or equipment blanks were submitted for this analysis.

2.2.11.2 Field Duplicate Agreement

Sample BA2B-SD0002-2211FD-11032022 was duplicated with BA2B-SD0002-2211FD-11032022. Below are the detected analyte comparisons.

Table 2-3
Field Duplicate Comparisons

Field ID	Lab ID	**chemical**	result	RPD
BA2B-SD0002-2211-11032022	570-116075-36	2,4'-DDD	17	
BA2B-SD0002-2211FD-11032022	570-116075-43	2,4'-DDD	23	-30.00
BA2B-SD0002-2211-11032022	570-116075-36	2,4'-DDE	88	
BA2B-SD0002-2211FD-11032022	570-116075-43	2,4'-DDE	120	-30.77
BA2B-SD0002-2211-11032022	570-116075-36	4,4'-DDD	52	
BA2B-SD0002-2211FD-11032022	570-116075-43	4,4'-DDD	74	-34.92
BA2B-SD0002-2211-11032022	570-116075-36	4,4'-DDE	600	
BA2B-SD0002-2211FD-11032022	570-116075-43	4,4'-DDE	870	-36.73
BA2B-SD0002-2211-11032022	570-116075-36	4,4'-DDMU	190	
BA2B-SD0002-2211FD-11032022	570-116075-43	4,4'-DDMU	290	-41.67
BA2B-SD0002-2211-11032022	570-116075-36	4,4'-DDNU	13	
BA2B-SD0002-2211FD-11032022	570-116075-43	4,4'-DDNU	14	-7.41
BA2B-SD0002-2211-11032022	570-116075-36	4,4'-DDT	<DL	
BA2B-SD0002-2211FD-11032022	570-116075-43	4,4'-DDT	78	200

Sample BA2B-SD0204-2211-11032022 was duplicated with BA2B-SD0204-2211FD-11032022. Below are the detected analyte comparisons.

Field ID	Lab ID	**chemical**	result	RPD
BA2B-SD0204-2211-11032022	570-116075-37	2,4'-DDD	29	
BA2B-SD0204-2211FD-11032022	570-116075-44	2,4'-DDD	26	10.91
BA2B-SD0204-2211-11032022	570-116075-37	2,4'-DDE	150	
BA2B-SD0204-2211FD-11032022	570-116075-44	2,4'-DDE	150	0.00
BA2B-SD0204-2211-11032022	570-116075-37	4,4'-DDD	74	
BA2B-SD0204-2211FD-11032022	570-116075-44	4,4'-DDD	93	-22.75
BA2B-SD0204-2211-11032022	570-116075-37	4,4'-DDE	1300	
BA2B-SD0204-2211FD-11032022	570-116075-44	4,4'-DDE	1000	26.09
BA2B-SD0204-2211-11032022	570-116075-37	4,4'-DDMU	380	
BA2B-SD0204-2211FD-11032022	570-116075-44	4,4'-DDMU	400	-5.13
BA2B-SD0204-2211-11032022	570-116075-37	4,4'-DDNU	32	
BA2B-SD0204-2211FD-11032022	570-116075-44	4,4'-DDT	75	-80.37

Sample BA2B-SD0406-2211-11032022 was duplicated with BA2B-SD0204-2211FD-11032022. Below are the detected analyte comparisons.

Field ID	Lab ID	**chemical**	result	RPD
BA2B-SD0406-2211-11032022	570-116075-38	2,4'-DDD	44	
BA2B-SD0406-2211FD-11032022	570-116075-45	2,4'-DDD	27	47.89
BA2B-SD0406-2211-11032022	570-116075-38	2,4'-DDE	210	
BA2B-SD0406-2211FD-11032022	570-116075-45	2,4'-DDE	170	21.05
BA2B-SD0406-2211-11032022	570-116075-38	4,4'-DDD	98	
BA2B-SD0406-2211FD-11032022	570-116075-45	4,4'-DDD	79	21.47
BA2B-SD0406-2211-11032022	570-116075-38	4,4'-DDE	1200	
BA2B-SD0406-2211FD-11032022	570-116075-45	4,4'-DDE	930	25.35
BA2B-SD0406-2211-11032022	570-116075-38	4,4'-DDMU	610	
BA2B-SD0406-2211FD-11032022	570-116075-45	4,4'-DDMU	430	34.62
BA2B-SD0406-2211-11032022	570-116075-38	4,4'-DDNU	58	
BA2B-SD0406-2211FD-11032022	570-116075-45	4,4'-DDNU	24	82.93
BA2B-SD0406-2211-11032022	570-116075-38	4,4'-DDT	140	
BA2B-SD0406-2211FD-11032022	570-116075-45	4,4'-DDT	<DL	200

Sample BA2B-SD0608-2211-11032022 was duplicated with BA2B-SD0608-2211FD-11032022. Below are the detected analyte comparisons.

Field ID	Lab ID	**chemical**	result	RPD
BA2B-SD0608-2211-11032022	570-116075-39	2,4'-DDD	41	
BA2B-SD0608-2211FD-11032022	570-116075-46	2,4'-DDD	28	37.68
BA2B-SD0608-2211-11032022	570-116075-39	2,4'-DDE	170	

Field ID	Lab ID	**chemical**	result	RPD
BA2B-SD0608-2211FD-11032022	570-116075-46	2,4'-DDE	140	19.35
BA2B-SD0608-2211-11032022	570-116075-39	4,4'-DDD	91	
BA2B-SD0608-2211FD-11032022	570-116075-46	4,4'-DDD	64	34.84
BA2B-SD0608-2211-11032022	570-116075-39	4,4'-DDE	1100	
BA2B-SD0608-2211FD-11032022	570-116075-46	4,4'-DDE	940	15.69
BA2B-SD0608-2211-11032022	570-116075-39	4,4'-DDMU	610	
BA2B-SD0608-2211FD-11032022	570-116075-46	4,4'-DDMU	300	68.13
BA2B-SD0608-2211-11032022	570-116075-39	4,4'-DDNU	48	
BA2B-SD0608-2211FD-11032022	570-116075-46	4,4'-DDNU	19	86.57
BA2B-SD0608-2211-11032022	570-116075-39	4,4'-DDT	250	
BA2B-SD0608-2211FD-11032022	570-116075-46	4,4'-DDT	ND	200

Sample BA2B-SD0812-2211-11032022 was duplicated with BA2B-SD0812-2211FD-11032022. Below are the detected analyte comparisons.

Field ID	Lab ID	**Field ID**	Lab ID	**Field ID**
BA2B-SD0812-2211-11032022	570-116075-40	2,4'-DDD	3.8	
BA2B-SD0812-2211FD-11032022	570-116075-47	2,4'-DDD	23	-143.28
BA2B-SD0812-2211-11032022	570-116075-40	2,4'-DDE	21	
BA2B-SD0812-2211FD-11032022	570-116075-47	2,4'-DDE	120	-140.43
BA2B-SD0812-2211-11032022	570-116075-40	4,4'-DDD	9.1	
BA2B-SD0812-2211FD-11032022	570-116075-47	4,4'-DDD	51	-139.43
BA2B-SD0812-2211-11032022	570-116075-40	4,4'-DDE	100	
BA2B-SD0812-2211FD-11032022	570-116075-47	4,4'-DDE	790	-155.06
BA2B-SD0812-2211-11032022	570-116075-40	4,4'-DDMU	51	
BA2B-SD0812-2211FD-11032022	570-116075-47	4,4'-DDMU	300	-141.88
BA2B-SD0812-2211-11032022	570-116075-40	4,4'-DDNU	7.6	
BA2B-SD0812-2211FD-11032022	570-116075-47	4,4'-DDNU	21	-93.71
BA2B-SD0812-2211-11032022	570-116075-40	4,4'-DDT	<DL	
BA2B-SD0812-2211FD-11032022	570-116075-47	4,4'-DDT	23	200
BA2B-SD0812-2211-11032022	570-116075-40	2,4'-DDT	<DL	
BA2B-SD0812-2211FD-11032022	570-116075-47	2,4'-DDT	6.1	200

Sample BA2B-SD1216-2211-11032022 was duplicated with BA2B-SD1216-2211FD-11032022. Below are the detected analyte comparisons.

Field ID	Lab ID	**chemical**	result	RPD
BA2B-SD1216-2211-11032022	570-116075-41	2,4'-DDD	6.9	
BA2B-SD1216-2211FD-11032022	570-116075-48	2,4'-DDD	27	-118.58
BA2B-SD1216-2211-11032022	570-116075-41	2,4'-DDE	32	
BA2B-SD1216-2211FD-11032022	570-116075-48	2,4'-DDE	140	-125.58
BA2B-SD1216-2211-11032022	570-116075-41	2,4'-DDT	<DL	

Field ID	Lab ID	chemical	result	RPD
BA2B-SD1216-2211FD-11032022	570-116075-48	2,4'-DDT	17	200
BA2B-SD1216-2211-11032022	570-116075-41	4,4'-DDD	17	
BA2B-SD1216-2211FD-11032022	570-116075-48	4,4'-DDD	30	-55.32
BA2B-SD1216-2211-11032022	570-116075-41	4,4'-DDE	230	
BA2B-SD1216-2211FD-11032022	570-116075-48	4,4'-DDE	890	-117.86
BA2B-SD1216-2211-11032022	570-116075-41	4,4'-DDMU	60	
BA2B-SD1216-2211FD-11032022	570-116075-48	4,4'-DDMU	330	-138.46
BA2B-SD1216-2211-11032022	570-116075-41	4,4'-DDNU	<DL	
BA2B-SD1216-2211FD-11032022	570-116075-48	4,4'-DDNU	27	200

Sample BA2B-SD1216-2211-11032022 was duplicated with BA2B-SD1216-2211FD-11032022. Below are the detected analyte comparisons.

Field ID	Lab ID	chemical	result	RPD
BA2B-SD1620-2211-11032022	570-116075-42	2,4'-DDD	1.8	
BA2B-SD1620-2211FD-11032022	570-116075-49	2,4'-DDD	63	-188.89
BA2B-SD1620-2211-11032022	570-116075-42	2,4'-DDE	11	
BA2B-SD1620-2211FD-11032022	570-116075-49	2,4'-DDE	830	-194.77
BA2B-SD1620-2211-11032022	570-116075-42	4,4'-DDD	5.2	
BA2B-SD1620-2211FD-11032022	570-116075-49	4,4'-DDD	160	-187.41
BA2B-SD1620-2211-11032022	570-116075-42	4,4'-DDE	82	
BA2B-SD1620-2211FD-11032022	570-116075-49	4,4'-DDE	6500	-195.02
BA2B-SD1620-2211-11032022	570-116075-42	4,4'-DDMU	22	
BA2B-SD1620-2211FD-11032022	570-116075-49	4,4'-DDMU	730	-188.30
BA2B-SD1620-2211-11032022	570-116075-42	4,4'-DDNU	1.6	
BA2B-SD1620-2211FD-11032022	570-116075-49	4,4'-DDNU	86	-192.69

2.2.12 Target Compound Identification

Target Compounds were reviewed for their pattern responses and retention times.

2.2.13 Compound Quantitation and Reporting Limits

Reporting limits were verified to be equal to the Level of Detection (LOD). The LODs have been verified to meet or exceed the project required performance standards. Sample dilutions, cleanup concentrations, and moisture correction and reanalysis have been applied to all reportable results. Ten percent of the reported data was validated for quantification and qualifications. None of the data was miscalculated or patterns misidentified. The laboratory notes the following elevated reporting limits.

- BA2B-SD1216-2211 (570-116075-41), BA2B-SD0002-2211FD (570-116075-43), BA2B-SD0204-2211FD (570-116075-44), BA2B-SD0406-2211FD (570-116075-45), BA2B-SD0608-2211FD (570-116075-46), BA2B-SD0812-2211FD (570-

116075-47), BA2B-SD1216-2211FD (570-116075-48), BA2B-SD1620-2211FD (570-116075-49), BA2C-SD0002-2211 (570-116075-51), BA2C-SD0204-2211 1(570-116075-52), BA2C-SD0406-2211 (570-116075-53), BA2C-SD0608-2211 (570-116075-54), BA2C-SD0812-2211 (570-116075-55), BA2C-SD1216-2211 (570-116075-56), BA2C-SD1620-2211 (570-116075-57), BA2C-SD2428-2211 (570-116075-59) and BA2C-SD2832-2211 (570-116075-60). The initial mass was changed from 20g to 5g

- Method 8270C_SIM_OCPes: Elevated reporting limits are provided for the following samples due to insufficient sample provided for 8270 sim Pest preparation/analysis: BA1B-SD0204-2211 (570-116075-2), BA1B-SD0406-2211 (570-116075-3), BA1B-SD0608-2211 (570-116075-4), BA1B-SD2832-2211 (570-116075-10), BA1B-SD3236-2211 (570-116075-11), BA1B-SD3640-2211 (570-116075-12), BA1C-SD0002-2211 (570-116075-14), BA1C-SD0204-2211 (570-116075-15), BA1C-SD0406-2211 (570-116075-16) and BA1C-SD0608-2211 (570-116075-17). The initial mases were changed from 20g to 5g.
- Method 8270C_SIM_OCPes: Elevated reporting limits are provided for the following samples due to insufficient sample provided 8270 Sim Pest preparation/analysis: BA1C-SD3640-2211 (570-116075-25), BA1DC-SD0002-2211 (570-116075-28), BA1DC-SD0204-2211 (570-116075-29), BA1DC-SD0406-2211 (570-116075-30), BA1DC-SD0608-2211 (570-116075-31), BA1DC-SD0812-2211 (570-116075-32), BA2B-SD0002-2211 (570-116075-36), BA2B-SD0204-2211 (570-116075-37), BA2B-SD0406-2211 (570-116075-38) and BA2B-SD0608-2211 (570-116075-39).The initial mass was changed from 20g to 5g.

2.3 Total Organic Carbon by SW846-9060A

2.3.1 Blanks

The MB reports no detection of TOC.

2.3.2 Laboratory Control Sample Recovery (Blank Spikes)

All LCS/D recoveries are within the laboratory established control limits.

2.3.3 Matrix Spike Recoveries

Samples BA1C-SD2428-2211 BA2B-SD1620-2211, and BA1B-SD1216-2211 were used for spiking. All TOC recoveries were within QC limits.

2.3.3.1 Laboratory Duplicate Result Agreement

Samples BA1C-SD2428-2211 BA2B-SD1620-2211, and BA1B-SD1216-2211 were used for spiking. All TOC recoveries were within QC limits.

2.3.4 Compound Quantitation and Reporting Limits

Reporting limits were verified to be equal to the LOD. Sample dilutions, cleanup concentrations, and moisture correction have been applied to all reportable results.

Appendix A

Level 4 Data Calculations

Data Validation calculations for
PALOS VERDES SHELF, MONTROSE CHEMICAL CORPORATION SUPERFUND SITE OU-5, REMEDIAL ACTION – MONITORED NATURAL RECOVERY COMPONENT
Jacobs Engineering Group, Inc.
68HE0318D0004, Task Order Number 68HE0921F0026
Performed by E-Lab Consultants
Eurofins/Calscience Environmental Testing SDG 570-116075-1

ICAL PCB-70/IS PHN-d10

Calibration ID 26585		Inst; GCMSHHH		Lab ID; 570-278685		RRF	
Amount (units pg)	Response	ISTD Amt (pg units)	ISTD Resp	Rel. Resp.			Lab Reported Source Page 3621
2.0	83.0000	5000.0	386531.0	1.07		0.53682628	0.5368
10.0	220.0000	5000.0	444242.0	2.48		0.24761279	0.2476
50.0	1120.0000	5000.0	435338.0	12.86		0.25727136	0.2573
500.0	13757.0000	5000.0	414935.0	165.77		0.3315459	0.3315
1000.0	27458.0000	5000.0	477914.0	287.27		0.28726926	0.2873
2000.0	52679.0000	5000.0	468413.0	562.31		0.2811568	0.2812
					COEF	0.99895328	0.996
(STDEV(G10:G14)/AVERAGE(G10:G14))*100							

$$RF = \frac{(A1_s + A2_s)C_{is}}{(A1_{is} + A2_{is})C_s}$$

where:
$A1_s$ and $A2_s$ = The measured areas at the primary and secondary m/z's for the PCB
$A1_{is}$ and $A2_{is}$ = The measured areas at the primary and secondary m/z's for the internal standard
C_{is} = The concentration of the internal standard (Table 5)
C_s = The concentration of the compound in the calibration standard (Table 5)

Average

$$\overline{RRF} = \sum_{i=1}^{n} \frac{x_i}{n}$$

where: $\overline{RRF}$ = Mean relative response factor.
x_i = RRF of the compound at concentration i.
n = Number of concentration values, in this case 5.

ICV/CCV (form 7)

QC type	Analyte	spike recovery (units)	spike amount units	%D	reported by lab	Source page
ICV	PCB 70	534	500	6.6	6.8	4281
CCV	PCB 146	474	500	-5.338809035	-5.2	6807

RSD%

$$\%RSD = \frac{SD_{RRF}}{\overline{RRF}} \times 100$$

and

$$SD_{RRF} = \sqrt{\sum_{i=1}^{N} \frac{(RRF_i - \overline{RRF})^2}{N - 1}}$$

where: SD_{RRF} = Standard deviation of initial response factors (per compound).
RRF_i = Relative response factor at a concentration level i.
$\overline{RRF}$ = Mean of initial relative response factors (per compound).

LCS Recoveries

Analyte	spike added	LCS recovery	%Recovery	Lab reported	Source Page
PCB-18	50	39.17	78.34	78	157

%D

$$\%D = \frac{RRF_c - \overline{RRF_i}}{\overline{RRF_i}} \times 100$$

where: RRF_c = RRF of the compound in the continuing calibration standard.
$\overline{RRF_i}$ = Mean RRF of the compound in the most recent initial calibration.

Surrogate Recoveries

Analyte	sample ID	amount detected	amount injected	DV recovery %	Lab reported	Source Page
2-fluorobiphenyl	BA1B-SD0002-2211	871	1000	87.1	87	2002

Back Calculation of Data for Validation

Sample Name:	BA2B-SD0002-2211-11032022		570-116075-36							
Analyte	Response Analyte (Area)	Response Assoc. ISTD	Conc Assoc. ISTD (ug/L)	Analyte RRF (from ICAL)	Spl Mass (g)	Spl % Moisture	Ext Vol (mL)	Dilution Factor	DV Analyte Conc	Lab reported
PCB 70	2745	2244713	5000	0.2268	20.13	36.3	2	1	4.20490	4
Source page	2149	2149	2149	3750	2148	2148	2148	2148	Calculated	2148
calculation notation	B40	C40	D40	E40	F40	G40	H40	I40		
calculation	((B40*D40*H40*I40)/(C40*E40*(F40*((100-G40)/100))))/10									

$$C_{ex}\,(ng/mL) = \frac{(A1_s + A2_s)C_{is}}{(A1_{is} + A2_{is})\,RF}$$

where:
C_{ex} = concentration of the PCB in the extract (ng/mL) and the other terms are as defined in Section 10.5.1

Sample Name:	BA2B-SD1620-2211-11032022		570-116075-42							
Analyte	Response Analyte (Area)	Response Assoc. ISTD	Conc Assoc. ISTD (ug/L)	Analyte RRF (from ICAL)	Spl Mass (g)	Spl % Moisture	Ext Vol (uL)	Dilution Factor	DV Analyte Conc	Lab reported
PCB 70	7968	2750146	5000	0.2385	20.29	27.4	2	1	8.24682	8.2
Source page	2479	2479	2479		2477	2477	2477	2477		94
calculation notation	B40	C40	D40	E40	F40	G40	H40	I40		

Sample Name:	BA2B-SD0204-2211-1103202		570-116075-37							
Analyte	Response Analyte (Area)	Response Assoc. ISTD	Conc Assoc. ISTD (ug/L)	Analyte RRF (from ICAL)	Spl Mass (g)	Spl % Moisture	Ext Vol (mL)	Dilution Factor	DV Analyte Conc	Lab reported
PCB 5/8	1580	2305875	5000	0.3654	20.11	36.5	2	1	1.46848	1.5
Source page	2208	2208	2208	4225	2206	2206	2206	2206		2206
calculation notation	B40	C40	D40	E40	F40	G40	H40	I40		

Data Validation calculations for
PALOS VERDES SHELF, MONTROSE CHEMICAL CORPORATION SUPERFUND SITE OU-5, REMEDIAL ACTION – MONITORED NATURAL RECOVERY COMPONENT
Jacobs Engineering Group, Inc.
68HE0318D0004, Task Order Number 68HE0921F0026
Performed by E-Lab Consultants

Sample Name:	BA2B-SD0406-2211-11032022		570-116075-38							
Analyte	Response Analyte (Area)	Response Assoc. ISTD	Conc Assoc. ISTD (ug/L)	Analyte RRF (from ICAL)	Spl Mass (g)	Spl % Moisture	Ext Vol (mL)	Dilution Factor	DV Analyte Conc	Lab reported
PCB 5/8	3696	2235117	5000	0.3654	20.15	35.4	2	1	3.47661	3.5
Source page				4225	2264	2264	2264	2264		90/2264
calculation notation	B40	C40	D40	E40	F40	G40	H40	I40		

Sample Name:	BA2B-SD0608-2211-11032022		570-116075-39							
Analyte	Response Analyte (Area)	Response Assoc. ISTD	Conc Assoc. ISTD (ug/L)	Analyte RRF (from ICAL)	Spl Mass (g)	Spl % Moisture	Ext Vol (mL)	Dilution Factor	DV Analyte Conc	Lab reported
PCB 5/8	4471	2631592	5000	0.3654	20.17	30.1	2	1	3.29788	3.3
Source page	2325	2325	2325	4225	2323	2323	2323	2323		91/2323
calculation notation	B40	C40	D40	E40	F40	G40	H40	I40		

Sample Name:	BA2B-SD0812-2211-11032022		570-116075-40							
Analyte	Response Analyte (Area)	Response Assoc. ISTD	Conc Assoc. ISTD (ug/L)	Analyte RRF (from ICAL)	Spl Mass (g)	Spl % Moisture	Ext Vol (mL)	Dilution Factor	DV Analyte Conc	Lab reported
PCB-5/8	582	582315	5000	0.7717	20.03	27.8	2	1	0.89557	0.9
Source page	2377	2377	2377	3939	2375	2375	2375	2375		92/2375
calculation notation	B40	C40	D40	E40	F40	G40	H40	I40		

Sample Name:	BA2B-SD1216-2211-11032022		570-116075-41							
Analyte	Response Analyte (Area)	Response Assoc. ISTD	Conc Assoc. ISTD (ug/L)	Analyte RRF (from ICAL)	Spl Mass (g)	Spl % Moisture	Ext Vol (mL)	Dilution Factor	DV Analyte Conc	Lab reported
PCB-5/8	229	594525	5000	0.7717	19.94	27.6	2	1	0.34574	0.35
Source page	2430	2430	2430	3939	2428	2428	2428	2428		93/2428
calculation notation	B40	C40	D40	E40	F40	G40	H40	I40		

Sample Name:	BA2B-SD1620-2211-11032022		570-116075-42							
Analyte	Response Analyte (Area)	Response Assoc. ISTD	Conc Assoc. ISTD (ug/L)	Analyte RRF (from ICAL)	Spl Mass (g)	Spl % Moisture	Ext Vol (mL)	Dilution Factor	DV Analyte Conc	Lab reported
2,4'DDE	1142	238855	500	0.3074	20.22	27.4	2	10	10.59522	11
Source page	5286	5286	5286		5285	5285	5285	5285		123/
calculation notation	B40	C40	D40	E40	F40	G40	H40	I40		

Appendix B

Communications

This page left intentionally blank

Appendix C

Qualified Data Table

#sys_sample_code	lab_sample_id	lab_anl_method_name	chemical_name	result_value	lab_qualifiers	validator_qualifiers	Reason Code
BA2B-SD0406-2211FD-11032022	570-116075-45	SW8270CSIM	2,4'-DDT		U	UJ	C
BA2B-SD0406-2211FD-11032022	570-116075-45	SW8270CSIM	4,4'-DDT		U	UJ	C
BA2C-SD2024-2211-11032022	570-116075-58	SW8270CSIM	PCB-128	24		J	S
BA2C-SD2024-2211-11032022	570-116075-58	SW8270CSIM	PCB 209	3.4		J	S
BA2C-SD2024-2211-11032022	570-116075-58	SW8270CSIM	PCB-44	41		J	S
BA2C-SD2024-2211-11032022	570-116075-58	SW8270CSIM	PCB-49	27		J	S
BA2C-SD2024-2211-11032022	570-116075-58	SW8270CSIM	PCB-5/8	4.7		J	S
BA2C-SD2024-2211-11032022	570-116075-58	SW8270CSIM	PCB-52	44		J	S
BA2C-SD2024-2211-11032022	570-116075-58	SW8270CSIM	PCB-66	67		J	S
BA2C-SD2024-2211-11032022	570-116075-58	SW8270CSIM	PCB-70	54		J	S
BA2C-SD2024-2211-11032022	570-116075-58	SW8270CSIM	PCB-74	28		J	S
BA2C-SD2024-2211-11032022	570-116075-58	SW8270CSIM	PCB-87	36		J	S
BA2C-SD2024-2211-11032022	570-116075-58	SW8270CSIM	PCB-99	39		J	S
BA2C-SD2024-2211-11032022	570-116075-58	SW8270CSIM	PCB-118	83		J	S

#sys_sample_code	lab_sample_id	lab_anl_method_name	chemical_name	result_value	lab_qualifiers	validator_qualifiers	Reason Code
BA2C-SD2024-2211-11032022	570-116075-58	SW8270CSIM	PCB-110	92		J	S
BA2C-SD2024-2211-11032022	570-116075-58	SW8270CSIM	PCB-105	46		J	S
BA2C-SD2024-2211-11032022	570-116075-58	SW8270CSIM	PCB-101	73		J	S
BA2C-SD2024-2211-11032022	570-116075-58	SW8270CSIM	PCB-31	13		J	S
BA2C-SD2024-2211-11032022	570-116075-58	SW8270CSIM	PCB-206	6.6		J	S
BA2C-SD2024-2211-11032022	570-116075-58	SW8270CSIM	PCB-156	14		J	S
BA2C-SD2024-2211-11032022	570-116075-58	SW8270CSIM	PCB-151	23		J	S
BA2C-SD2024-2211-11032022	570-116075-58	SW8270CSIM	PCB-149	68		J	S
BA2C-SD2024-2211-11032022	570-116075-58	SW8270CSIM	PCB-138/158	110		J	S
BA2C-SD2024-2211-11032022	570-116075-58	SW8270CSIM	PCB-132/153	82		J	S
BA2C-SD2024-2211-11032022	570-116075-58	SW8270CSIM	PCB-28	25		J	S
BA2C-SD2024-2211-11032022	570-116075-58	SW8270CSIM	PCB-170	27		J	S
BA2C-SD2024-2211-11032022	570-116075-58	SW8270CSIM	PCB-167	5.9		J	S
BA2C-SD2024-2211-11032022	570-116075-58	SW8270CSIM	PCB-18	9.0		J	S
BA2C-SD2024-2211-11032022	570-116075-58	SW8270CSIM	PCB-203	7.7		J	S

#sys_sample_code	lab_sample_id	**lab_anl_method_name**	**chemical_name**	result_value	lab_qualifiers	validator_qualifiers	**Reason Code**
BA2C-SD2024-2211-11032022	570-116075-58	SW8270CSIM	PCB-201	2.5		J	S
BA2C-SD2024-2211-11032022	570-116075-58	SW8270CSIM	PCB-195	3.1		J	S
BA2C-SD2024-2211-11032022	570-116075-58	SW8270CSIM	PCB-180	54		J	S
BA2C-SD2024-2211-11032022	570-116075-58	SW8270CSIM	PCB-194	9.7		J	S
BA2C-SD2024-2211-11032022	570-116075-58	SW8270CSIM	PCB-187	25		J	S
BA2C-SD2024-2211-11032022	570-116075-58	SW8270CSIM	PCB-183	12		J	S
BA2C-SD2024-2211-11032022	570-116075-58	SW8270CSIM	PCB-177	12		J	S

COVER LETTER

July 16, 2023

Ref; Eurofins/Calscience Environmental Testing SDG 570-116212-1 and -2 (04/06/2023)

Attn; Jeremy Bishop

Jacobs Engineering Group, Inc.
1100 NE Circle Blvd
Suite 300
Corvallis, Oregon 9733

Enclosed is the data validation reports for PALOS VERDES SHELF, MONTROSE CHEMICAL CORPORATION SUPERFUND SITE OU-5, REMEDIAL ACTION – MONITORED NATURAL RECOVERY COMPONENT

The specific sample identifications are listed in the Sample Identification Table. The data packages were reviewed according to the Final Quality Assurance Plan for Sediment Sampling Program 2022 (Rev 0) and the following guidance documents, as applicable: National Functional Guidelines for Organic Superfund Methods Data Review, National Functional Guidelines for Inorganic Superfund Methods Data Review (01/2020), Laboratory method specific Standard Operating Procedures.

Larry Duty
Data Validation Project Manager

Table of Contents

List of Tables iv
List of Appendices iv
Acronyms and Abbreviations v

1.0 INTRODUCTION 1-1
2.0 DATA VALIDATION RESULTS 2-1
2.1 PCBs by SW846-8270C-SIM 2-1
2.1.1 Sample Preservation, Handling, and Transport 2-1
2.1.2 Chain of Custody and Holding Times 2-1
2.1.3 Instrument Performance Checks 2-1
2.1.4 Initial Calibrations 2-1
2.1.5 Initial Calibration Verifications 2-1
2.1.6 Continuing Calibrations 2-1
2.1.7 Laboratory Blanks 2-1
2.1.8 Laboratory Control Sample Recovery (Blank Spikes) 2-1
2.1.9 Surrogate Recoveries 2-1
2.1.10 Matrix Spike/Matrix Spike Duplicate Recoveries 2-2
2.1.11 Field QC Samples 2-2
2.1.11.1 Equipment and Field Blanks 2-2
2.1.11.2 Field Duplicate Agreement 2-2
2.1.12 Target Compound Identification 2-28
2.1.13 Compound Quantitation and Reporting Limits 2-28
2.2 Pesticides by SW846-8270C-SIM 2-28
2.2.1 Sample Preservation, Handling, and Transport 2-28
2.2.2 Chain of Custody and Holding Times 2-28
2.2.3 Instrument Performance Checks 2-28
2.2.4 Initial Calibrations 2-28
2.2.5 Initial Calibration Verifications 2-28
2.2.6 Continuing Calibrations 2-28
2.2.7 Laboratory Blanks 2-29
2.2.8 Laboratory Control Sample Recovery (Blank Spikes) 2-29
2.2.9 Surrogate Recoveries 2-29
2.2.10 Matrix Spike/Matrix Spike Duplicate Recoveries 2-29
2.2.11 Field QC Samples 2-29
2.2.11.1 Equipment and Field Blanks 2-29
2.2.11.2 Field Duplicate Agreement 2-29
2.2.12 Target Compound Identification 2-35
2.2.13 Compound Quantitation and Reporting Limits 2-35
2.3 Total Organic Carbon by SW846-9060A 2-36
2.3.1 Blanks 2-36
2.3.2 Laboratory Control Sample Recovery (Blank Spikes) 2-36
2.3.3 Matrix Spike Recoveries 2-36
2.3.3.1 Laboratory Duplicate Result Agreement 2-36
2.3.4 Compound Quantitation and Reporting Limits 2-36

List of Tables

Table 1-1 Field Sample and Laboratory ID Numbers 1-2
Table 1-2 Data Qualifier References 1-9
Table 1-3 Data Review Qualifier Codes.....1-10
Table 2-2 Field Duplicate Comparisons.....2-2
Table 2-3 Field Duplicate Comparisons.....2-29

List of Appendices

Appendix A Level 4 Data Calculations
Appendix B Communications
Appendix C Qualified Data Table

Acronyms and Abbreviations

Following is a list of acronyms and abbreviations that may be used in data validation reports.

%D	percent difference	DFTPP	decafluorotriphenylphosphine
%R	percent recovery	DOD	Department Of Defense
µg/L	microgram per liter	DQAR	data quality assessment report
mg/L	milligram per liter	DUP	laboratory duplicate
pg/L	picogram per liter	DVP	data validation procedure
µg/kg	microgram per kilogram	EDB	ethylene dibromide
mg/kg	Milligram per kilogram	EDL	estimated detection limit
ng/kg	nanogram per kilogram	EICP	extracted ion current profile
pg/g	picogram per gram	EPA	Environmental Protection Agency, United States
AA	atomic absorption	EB	equipment blank
ARRF	average relative response factor	FB	field blank
BFB	bromofluorobenzene	GC	gas chromatography
BNA	base/neutral/acid compounds	GC/ECD	gas chromatography/electron capture detector
CCB	continuing calibration blank	GC/ELCD	gas chromatography/electrolytic conductivity detector (Hall detector)
CCC	calibration check compound	GC/FPD	gas chromatography/flame photometric detector
CCV	continuing calibration verification	GC/MS	gas chromatography/mass spectrometry
CF	calibration factor	GC/PID	gas chromatography/photoionization detector
CLP	Contract Laboratory Program	GFAA	graphite furnace atomic absorption
COC	chain of custody record	GPC	gel permeation chromatography
COD	chemical oxygen demand	Hg	mercury
CTO	contract task order	HPLC	high-performance liquid chromatography

CVAA	cold vapor atomic absorption	HRGC/HRMS	high resolution gas chromatography/high resolution mass spectrometry
DBCP	Dibromochloropropane	RF r2	response factor coefficient of determination
DCB	decachlorobiphenyl	RICRF	reconstructed ion chromatogram response factor
4,4'-DDD	4,4'-dichlorodiphenyldichloroethane	RLRIC	reporting limit reconstructed ion chromatogram
4,4'-DDE	4,4'-dichlorodiphenyldichloroethylene	RPDRL	relative percent difference reporting limit
4,4'-DDT	4,4'-dichlorodiphenyltrichloroethane	RRFRPD	relative response factor relative percent difference
ICV	initial calibration verification	RRT RRF	relative retention time relative response factor
IDL	instrument detection limit	RSDRRT	relative standard deviation relative retention time
IR	infrared spectroscopy	RTRSD	retention time relative standard deviation
IRP	installation restoration program	RT	retention time
IS	internal standards	HT	holding time
LCS	laboratory control sample	ICB	initial calibration blank
MBAS	methyl blue active substance	ICP	inductively coupled plasma
MDL	method detection limit	ICS	interference check sample
MS	matrix spike	SDG	sample delivery group
MSA	method of standard addition	SICP	selected ion current profiles
MSD	matrix spike duplicate	s/n	signal to noise ratio
m/z	mass to charge ratio	SOP	standard operating procedure
NFESC	Naval Facilities Engineering Services Center	SOW	statement of work
OP	organophosphorus	SPCC	system performance check compound

PAH	polynuclear aromatic hydrocarbon	SRM	standard reference material
PARCC	precision, accuracy, representativeness, comparability, completeness	SVOC	semivolatile organic compound
PCB	polychlorinated biphenyl	TB	trip blank
PCDD	polychlorinated dibenzodioxin	TCDD	tetrachlorodibenzodioxin
PCDF	polychlorinated dibenzofuran	TCX	tetrachloro-m-xylene
PE	performance evaluation	TDS	total dissolved solids
PEM	performance evaluation mixture	TIC	tentatively identified compound
PFK	perfluorokerosene	TOC	total organic carbon
PQO	project quality objective	TOX	total organic halides
QAPFK	quality assurance perfluorokerosene	TPHE	total petroleum hydrocarbons as extractables
QACQA	quality assurance coordinator quality assurance	UV/VIS	ultraviolet/visible
QAPPQAC	quality assurance project plan quality assurance coordinator	VOA	volatile organic analysis
QCQAPP	quality control quality assurance project plan	VOC	volatile organic compound
QSM QC	quality system manual quality control	VTSR	validated time of sample receipt
rQSM	correlation coefficient quality system manual	WDM	window defining mixture
r2r	coefficient of determination correlation coefficient	DDMU	Benzene, 1,1'-(chloroethenylidene)bis[4-chloro-
DDNU	1,1-Bis(4-chlorophenyl)ethene		

1.0 INTRODUCTION

This data validation report (DVR) contains the results of the data validation conducted for samples collected and analyzed as part of the Remedial Action – Monitored Natural Recovery Component, Palos Verdes Shelf located in Los Angeles County, California. The investigation was conducted according to contract number 68HE0318D0004, Task Order Number 68HE0921F0026. This DVR was subcontracted to E-Lab Consultants (purchase order number; 148044996) from CH2M Hill, Inc. to serve third party data assessment purposes and evaluates the laboratory data contained in the Sample Delivery Group (SDG) listed in **Table 1-1**.

These samples were analyzed in accordance with the approved United States Environmental Protection Agency Solid Waste 846 Compendium sample specific methods or approved laboratory standard operating procedures. **Table 1-1** provides a list of the samples collected, a laboratory sample number cross-reference, sample matrix, date collected, sample purpose, and analytical methods performed for each sample pertaining to this DVR. This DVR is conducted per the analysis requested on the COC in accordance with the Final Quality Assurance Project Plan for Sediment Sampling Program 2022 (QAPP).

The data were evaluated against the quantitative acceptance limits given in the QAPP for the data quality parameters required by the QAPP. **Appendix A** contains full data validation calculations, **Appendix B** contains e-mail communication between Jacobs/Elab/Laboratory, and **Appendix C** contains the qualified data table.

In accordance with QAPP, a review of the data was conducted independent of the laboratory. This review consisted of an evaluation of laboratory performance criteria from the case narrative and an evaluation of the sample-specific criteria included in the laboratory data packages in accordance with the method specific guidance documents.

The validation consists of an evaluation of the chain of custody and associated laboratory sample receipt forms, proper sample preservations, holding times, initial calibration and continuing calibration procedures and results, laboratory control sample (LCS) (and duplicate [LCSD] if reported) accuracy and precision, matrix spike (MS) and matrix spike duplicate (MSD) sample analyses, method blanks, field blanks, and field duplicate precision.

Additional (as applicable) review included;

- Organic Analysis; internal standards, surrogate recoveries, instrument tuning, initial calibration, second source calibration verification, continuing calibration verification, internal standards, degradation summaries, retention times, second column or second detector confirmations

- Inorganic Analysis; Laboratory duplicate precision, instrument tuning, initial calibration, Low-Level Calibration Check Standard, initial and continuing calibration verification, initial and continuing calibration blanks, interference check sample, internal standards, serial dilution results, post digestion spike recoveries, interelement correction factors

The results of the independent data review are presented in **Section 2.0**.

Table 1-1 Field Sample and Laboratory ID Numbers

Field I.D.	Lab I.D.	Matrix	Date Collected	Purpose	Analytical Methods
BA2DC-SD0002-2211-11042022	570-116212-1	SE	2022/11/04 08:00:00	N	A,B,C
BA2DC-SD0204-2211-11042022	570-116212-2	SE	2022/11/04 08:01:00	N	A,B,C
BA2DC-SD0406-2211-11042022	570-116212-3	SE	2022/11/04 08:04:00	N	A,B,C
BA2DC-SD0608-2211-11042022	570-116212-4	SE	2022/11/04 08:06:00	N	A,B,C
BA2DC-SD0812-2211-11042022	570-116212-5	SE	2022/11/04 08:08:00	N	A,B,C
BA2DC-SD1216-2211-11042022	570-116212-6	SE	2022/11/04 08:12:00	N	A,B,C
BA2DC-SD1620-2211-11042022	570-116212-7	SE	2022/11/04 08:15:00	N	A,B,C
BA2DC-SD2024-2211-11042022	570-116212-8	SE	2022/11/04 08:17:00	N	A,B,C
BA2DC-SD2428-2211-11042022	570-116212-9	SE	2022/11/04 08:21:00	N	A,B,C
BA2DC-SD2832-2211-11042022	570-116212-10	SE	2022/11/04 08:28:00	N	A,B,C
BA2DC-SD3236-2211-11042022	570-116212-11	SE	2022/11/04 08:30:00	N	A,B,C
BA2DC-SD3640-2211-11042022	570-116212-12	SE	2022/11/04 08:33:00	N	A,B,C
BA2DC-SD4044-2211-11042022	570-116212-13	SE	2022/11/04 08:37:00	N	A,B,C
BA2DC-SD4448-2211-11042022	570-116212-14	SE	2022/11/04 08:42:00	N	A,B,C
BA2DC-SD4852-2211-11042022	570-116212-15	SE	2022/11/04 08:46:00	N	A,B,C
BA2DC-SD5256-2211-11042022	570-116212-16	SE	2022/11/04 08:59:00	N	A,B,C
BA3B-SD0002-2211-11042022	570-116212-17	SE	2022/11/04 09:06:00	N	A,B,C

Field I.D.	Lab I.D.	Matrix	Date Collected	Purpose	Analytical Methods
BA3B-SD0204-2211-11042022	570-116212-18	SE	2022/11/04 09:07:00	N	A,B,C
BA3B-SD0406-2211-11042022	570-116212-19	SE	2022/11/04 09:08:00	N	A,B,C
BA3B-SD0608-2211-11042022	570-116212-20	SE	2022/11/04 09:10:00	N	A,B,C
BA3B-SD0812-2211-11042022	570-116212-21	SE	2022/11/04 09:11:00	N	A,B,C
BA3B-SD1216-2211-11042022	570-116212-22	SE	2022/11/04 09:14:00	N	A,B,C
BA3B-SD1620-2211-11042022	570-116212-23	SE	2022/11/04 09:19:00	N	A,B,C
BA3B-SD2024-2211-11042022	570-116212-24	SE	2022/11/04 09:20:00	N	A,B,C
BA3C-SD0002-2211-11042022	570-116212-25	SE	2022/11/04 09:58:00	N	A,B,C
BA3C-SD0204-2211-11042022	570-116212-26	SE	2022/11/04 09:59:00	N	A,B,C
BA3C-SD0406-2211-11042022	570-116212-27	SE	2022/11/04 10:00:00	N	A,B,C
BA3C-SD0608-2211-11042022	570-116212-28	SE	2022/11/04 10:02:00	N	A,B,C
BA3C-SD0812-2211-11042022	570-116212-29	SE	2022/11/04 10:03:00	N	A,B,C
BA3C-SD1216-2211-11042022	570-116212-30	SE	2022/11/04 10:04:00	N	A,B,C
BA3C-SD1620-2211-11042022	570-116212-31	SE	2022/11/04 10:05:00	N	A,B,C
BA3C-SD2024-2211-11042022	570-116212-32	SE	2022/11/04 10:08:00	N	A,B,C
BA3C-SD2428-2211-11042022	570-116212-33	SE	2022/11/04 10:09:00	N	A,B,C
BA3C-SD2832-2211-11042022	570-116212-34	SE	2022/11/04 10:13:00	N	A,B,C
BA3C-SD3236-2211-11042022	570-116212-35	SE	2022/11/04 10:15:00	N	A,B,C
BA3C-SD3640-2211-11042022	570-116212-36	SE	2022/11/04 10:17:00	N	A,B,C
BA3C-SD4044-2211-11042022	570-116212-37	SE	2022/11/04 10:19:00	N	A,B,C
BA3C-SD4448-2211-11042022	570-116212-38	SE	2022/11/04 10:21:00	N	A,B,C
BA3C-SD4852-2211-11042022	570-116212-39	SE	2022/11/04 10:22:00	N	A,B,C

Field I.D.	Lab I.D.	Matrix	Date Collected	Purpose	Analytical Methods
BA3C-SD5256-2211-11042022	570-116212-40	SE	2022/11/04 10:25:00	N	A,B,C
BA3C-SD5660-2211-11042022	570-116212-41	SE	2022/11/04 10:27:00	N	A,B,C
BA3C-SD6064-2211-11042022	570-116212-42	SE	2022/11/04 10:29:00	N	A,B,C
BA3C-SD6468-2211-11042022	570-116212-43	SE	2022/11/04 10:32:00	N	A,B,C
BA3C-SD6872-2211-11042022	570-116212-44	SE	2022/11/04 10:34:00	N	A,B,C
BA3DC-SD0002-2211-11042022	570-116212-45	SE	2022/11/04 10:51:00	N	A,B,C
BA3DC-SD0204-2211-11042022	570-116212-46	SE	2022/11/04 10:53:00	N	A,B,C
BA3DC-SD0406-2211-11042022	570-116212-47	SE	2022/11/04 10:54:00	N	A,B,C
BA3DC-SD0608-2211-11042022	570-116212-48	SE	2022/11/04 10:55:00	N	A,B,C
BA3DC-SD0812-2211-11042022	570-116212-49	SE	2022/11/04 10:57:00	N	A,B,C
BA3DC-SD1216-2211-11042022	570-116212-50	SE	2022/11/04 11:01:00	N	A,B,C
BA3DC-SD1620-2211-11042022	570-116212-51	SE	2022/11/04 11:02:00	N	A,B,C
BA3DC-SD2024-2211-11042022	570-116212-52	SE	2022/11/04 11:06:00	N	A,B,C
BA3DC-SD2428-2211-11042022	570-116212-53	SE	2022/11/04 11:08:00	N	A,B,C
BA3DC-SD2832-2211-11042022	570-116212-54	SE	2022/11/04 11:11:00	N	A,B,C
BA3DC-SD3236-2211-11042022	570-116212-55	SE	2022/11/04 11:14:00	N	A,B,C
BA3DC-SD3640-2211-11042022	570-116212-56	SE	2022/11/04 11:18:00	N	A,B,C
BA3DC-SD4044-2211-11042022	570-116212-57	SE	2022/11/04 11:21:00	N	A,B,C
BA3DC-SD4448-2211-11042022	570-116212-58	SE	2022/11/04 11:25:00	N	A,B,C
BA3DC-SD4852-2211-11042022	570-116212-59	SE	2022/11/04 11:29:00	N	A,B,C
BA4B-SD0002-2211-11042022	570-116212-60	SE	2022/11/04 13:09:00	N	A,B,C
BA4B-SD0204-2211-11042022	570-116212-61	SE	2022/11/04 13:11:00	N	A,B,C

Field I.D.	Lab I.D.	Matrix	Date Collected	Purpose	Analytical Methods
BA4B-SD0406-2211	570-116212-62		No sample		
BA4B-SD0608-2211-11042022	570-116212-63	SE	2022/11/04 13:13:00	N	A,B,C
BA4B-SD0812-2211-11042022	570-116212-64	SE	2022/11/04 13:14:00	N	A,B,C
BA4B-SD1216-2211-11042022	570-116212-65	SE	2022/11/04 13:16:00	N	A,B,C
BA4B-SD1620-2211-11042022	570-116212-66	SE	2022/11/04 13:18:00	N	A,B,C
BA4B-SD2024-2211-11042022	570-116212-67	SE	2022/11/04 13:19:00	N	A,B,C
BA4B-SD2428-2211-11042022	570-116212-68	SE	2022/11/04 13:21:00	N	A,B,C
BA4B-SD2832-2211-11042022	570-116212-69	SE	2022/11/04 13:24:00	N	A,B,C
BA4B-SD3236-2211-11042022	570-116212-70	SE	2022/11/04 13:26:00	N	A,B,C
BA4B-SD3640-2211-11042022	570-116212-71	SE	2022/11/04 13:29:00	N	A,B,C
BA4C-SD00002-2211FD-11042022	570-116212-90	SE	2022/11/04 14:51:00	N*	A,B,C
BA4C-SD0002-2211-11042022	570-116212-72	SE	2022/11/04 13:52:00	N	A,B,C
BA4C-SD0204-2211-11042022	570-116212-73	SE	2022/11/04 13:53:00	N	A,B,C
BA4C-SD0204-2211FD-11042022	570-116212-91	SE	2022/11/04 14:53:00	FD of BA4C-SD0204	A,B,C
BA4C-SD0406-2211-11042022	570-116212-74	SE	2022/11/04 13:54:00	N	A,B,C
BA4C-SD0406-2211FD-11042022	570-116212-92	SE	2022/11/04 14:54:00	FD of BA4C-SD0406	A,B,C
BA4C-SD0608-2211-11042022	570-116212-75	SE	2022/11/04 13:55:00	N	A,B,C
BA4C-SD0608-2211FD-11042022	570-116212-93	SE	2022/11/04 14:55:00	FD of BA4C-SD0608	A,B,C
BA4C-SD0812-2211-11042022	570-116212-76	SE	2022/11/04 13:57:00	N	A,B,C

Field I.D.	Lab I.D.	Matrix	Date Collected	Purpose	Analytical Methods
BA4C-SD0812-2211FD-11042022	570-116212-94	SE	2022/11/04 14:56:00	FD of BA4C-SD0812	A,B,C
BA4C-SD1216-2211-11042022	570-116212-77	SE	2022/11/04 14:00:00	N	A,B,C
BA4C-SD1216-2211FD-11042022	570-116212-95	SE	2022/11/04 14:57:00	FD of BA4C-SD1216	A,B,C
BA4C-SD1620-2211-11042022	570-116212-78	SE	2022/11/04 14:03:00	N	A,B,C
BA4C-SD1620-2211FD-11042022	570-116212-96	SE	2022/11/04 14:59:00	FD of BA4C-SD1620	A,B,C
BA4C-SD2024-2211-11042022	570-116212-79	SE	2022/11/04 14:06:00	N	A,B,C
BA4C-SD2024-2211FD-11042022	570-116212-97	SE	2022/11/04 15:01:00	FD of BA4C-SD2024	A,B,C
BA4C-SD2428-2211-11042022	570-116212-80	SE	2022/11/04 14:08:00	N	A,B,C
BA4C-SD2428-2211FD-11042022	570-116212-98	SE	2022/11/04 15:03:00	FD of BA4C-SD2428	A,B,C
BA4C-SD2832-2211-11042022	570-116212-81	SE	2022/11/04 14:11:00	N	A,B,C
BA4C-SD2832-2211FD-11042022	570-116212-99	SE	2022/11/04 15:05:00	FD of BA4C-SD283	A,B,C
BA4C-SD3236-2211-11042022	570-116212-82	SE	2022/11/04 14:14:00	N	A,B,C
BA4C-SD3236-2211FD-11042022	570-116212-100	SE	2022/11/04 15:07:00	FD of BA4C-SD3236	A,B,C
BA4C-SD3640-2211-11042022	570-116212-83	SE	2022/11/04 14:16:00	N	A,B,C
BA4C-SD3640-2211FD-11042022	570-116212-101	SE	2022/11/04 15:09:00	FD of BA4C-SD3640	A,B,C
BA4C-SD4044-2211-11042022	570-116212-84	SE	2022/11/04 14:20:00	N	A,B,C
BA4C-SD4044-2211FD-11042022	570-116212-102	SE	2022/11/04 15:11:00	FD of BA4C-SD4044	A,B,C

Field I.D.	Lab I.D.	Matrix	Date Collected	Purpose	Analytical Methods
BA4C-SD4448-2211-11042022	570-116212-85	SE	2022/11/04 14:23:00	N	A,B,C
BA4C-SD4448-2211FD-11042022	570-116212-103	SE	2022/11/04 15:13:00	FD of BA4C-SD4448-	A,B,C
BA4C-SD4852-2211-11042022	570-116212-86	SE	2022/11/04 14:25:00	N	A,B,C
BA4C-SD4852-2211FD-11042022	570-116212-104	SE	2022/11/04 15:14:00	FD of BA4C-SD4852	A,B,C
BA4C-SD5256-2211-11042022	570-116212-87	SE	2022/11/04 14:28:00	N	A,B,C
BA4C-SD5256-2211FD-11042022	570-116212-105	SE	2022/11/04 15:17:00	FD of BA4C-SD5256	A,B,C
BA4C-SD5660-2211-11042022	570-116212-88	SE	2022/11/04 14:31:00	N	A,B,C
BA4C-SD6064-2211-11042022	570-116212-89	SE	2022/11/04 14:36:00	N	A,B,C
BA4DC-SD0002-2211-11042022	570-116212-106	SE	2022/11/04 15:36:00	N	A,B,C
BA4DC-SD0204-2211-11042022	570-116212-107	SE	2022/11/04 15:37:00	N	A,B,C
BA4DC-SD0406-2211-11042022	570-116212-108	SE	2022/11/04 15:38:00	N	A,B,C
BA4DC-SD0608-2211-11042022	570-116212-109	SE	2022/11/04 15:39:00	N	A,B,C
BA4DC-SD0812-2211-11042022	570-116212-110	SE	2022/11/04 15:41:00	N	A,B,C
BA4DC-SD1216-2211-11042022	570-116212-111	SE	2022/11/04 15:42:00	N	A,B,C
BA4DC-SD1620-2211-11042022	570-116212-112	SE	2022/11/04 15:45:00	N	A,B,C
BA4DC-SD2024-2211-11042022	570-116212-113	SE	2022/11/04 15:47:00	N	A,B,C

Field I.D.	Lab I.D.	Matrix	Date Collected	Purpose	Analytical Methods
BA4DC-SD2428-2211-11042022	570-116212-114	SE	2022/11/04 15:50:00	N	A,B,C
BA4DC-SD2832-2211-11042022	570-116212-115	SE	2022/11/04 15:53:00	N	A,B,C
BA4DC-SD3236-2211-11042022	570-116212-116	SE	2022/11/04 15:54:00	N	A,B,C
BA4DC-SD3640-2211-11042022	570-116212-117	SE	2022/11/04 15:56:00	N	A,B,C
BA4DC-SD4044-2211-11042022	570-116212-118	SE	2022/11/04 16:00:00	N	A,B,C
BA4DC-SD4448-2211-11042022	570-116212-119	SE	2022/11/04 16:03:00	N	A,B,C
BA4DC-SD4852-2211-11042022	570-116212-120	SE	2022/11/04 16:05:00	N	A,B,C
BA4DC-SD5256-2211-11042022	570-116212-121	SE	2022/11/04 16:08:00	N	A,B,C
BA4DC-SD5660-2211-11042022	570-116212-122	SE	2022/11/04 16:09:00	N	A,B,C
BA4DC-SD6064-2211-11042022	570-116212-123	SE	2022/11/04 16:11:00	N	A,B,C
BA4DC-SD6468-2211-11042022	570-116212-124	SE	2022/11/04 16:14:00	N	A,B,C
BA4DC-SD6872-2211-11042022	570-116212-125	SE	2022/11/04 16:16:00	N	A,B,C
BA4DC-SD7276-2211-11042022	570-116212-126	SE	2022/11/04 16:18:00	N	A,B,C
BA4DC-SD7680-2211-11042022	570-116212-127	SE	2022/11/04 16:20:00	N	A,B,C

SE-Sediment
FD-Field Duplicate
N-Normal Environmental Sample

N*-No parent sample was submitted for analysis.
Analytical Methods: A-SW846 8270C SIM CON - PCB Congeners (GC/MS)

B-SW846 8270C SIM - Organochlorine Pesticides (GC/MS SIM)

C-SW846 9060A-Total Organic Carbon

Following the specifications in the QAPP related to the data validation process, the data were annotated with data validation qualifiers and codes as described in **Table 1-2 and Table 1-3.**

Table 1-2
Data Qualifier References

Qualifier	Organics	Inorganics
U	The analyte was analyzed for but was not detected above the method detection limit.	The analyte was analyzed for but was not detected above the method detection limit.
J	The analyte was positively identified; the associated numerical value is the approximate concentration of the analyte in the sample.	The result is an estimated quantity. The associated numerical value is the approximate concentration of the analyte in the sample.
N	The analysis indicates the presence of an analyte for which there is presumptive evidence to make a "tentative identification."	Not applicable.
NJ	The analysis indicates the presence of an analyte that has been "tentatively identified" and the associated numerical value represents its approximate concentration.	Not applicable.
UJ	The analyte was not detected above the method detection limit. However, the associated value is approximate and may or may not represent the actual limit of quantitation necessary to accurately and precisely measure the analyte in the sample.	The analyte was analyzed for but was not detected. The associated value is an estimate and may be inaccurate or imprecise.
R	The sample results are rejected due to serious deficiencies in the ability to analyze the sample and to meet quality control criteria. The presence or absence of the analyte cannot be verified.	The data are unusable. The sample results are rejected due to serious deficiencies in meeting the Quality Control (QC) criteria. The analyte may or may not be present in the sample.

Table 1-3
Data Review Qualifier Codes

Qualifier	Organics	Inorganics
H	Holding times were exceeded.	Holding times were exceeded.
S	Surrogate recovery was outside QC limits.	The sequence or number of standards used for the calibration was incorrect.
C	Calibration %RSD, r, r2 or %D were noncompliant	Correlation coefficient is <0.995.
R	Calibration RRF was <0.05.	%R for calibration is not within control limits
B	Presumed contamination from preparation (method blank)	Presumed contamination from preparation (method) blank or calibration blank
L	Laboratory Control Sample/Laboratory Control Sample Duplicate %R or RPD was not within control limits	Laboratory Control Sample/Laboratory Control Sample Duplicate %R or RPD was not within control limits
Q	MS/MSD recovery was poor	MS/MSD recovery was poor.
E	MS/MSD or Duplicate RPD was high.	MS/MSD or Duplicate RPD or difference was high.
I	Internal standard performance was unsatisfactory	ICP ICS results were unsatisfactory.
A	Not applicable.	ICP Serial Dilution %D were not within control limits
M	Instrument Performance Check (BFB or DFTPP) was noncompliant	Not applicable.
T	Presumed contamination from trip blank.	Not applicable.
F	Presumed contamination from FB or ER.	Presumed contamination from FB or ER.
D	The analysis with this flag should not be used because another more technically sound analysis is available.	The analysis with this flag should not be used because another more technically sound analysis is available.
P	Instrument performance for pesticides was poor	Post Digestion Spike recovery was not within control limits

Qualifier	Organics	Inorganics
*#	Unusual problems found with the data that have been described in Section 2, "Data Validation Findings." The number following the asterisk (*) will indicate the section in the validation report where a description of the problem can be found.	Unusual problems found with the data that have been described in Section 2, "Data Validation Findings." The number following the asterisk (*) will indicate the section in the validation report where a description of the problem can be found.

2.0 DATA VALIDATION RESULTS

2.1 PCBs by SW846-8270C-SIM

2.1.1 Sample Preservation, Handling, and Transport

All samples arrived at the laboratory intact, on time, and within preservation requirements. All QC requirements were met as required by the QAPP.

2.1.2 Chain of Custody and Holding Times

A cross reference of the COC and analytical report has concluded all extractions and analysis were performed within the required holding times. The laboratory reports that one sample (BA4B-SD0406-2211 (570-116212-62)) was listed on the COC, however no sample was contained in the cooler.

2.1.3 Instrument Performance Checks

Data were verified that the mass spectral abundance and assignment are correct and within the method requirements. All samples were analyzed with an acceptable DFTPP performance check and within the 12-hour window requirement.

2.1.4 Initial Calibrations

All initial calibration average %RSD were within the method requirements.

2.1.5 Initial Calibration Verifications

The initial calibration curve was verified with a second source standard mix that contained all target compounds. All recoveries were acceptable.

2.1.6 Continuing Calibrations

Continuing calibration percent differences were within the requirements as stipulated. Continuing Calibrations were performed with acceptable results on a 12-hour basis. Full data validation verified the raw data compared to the Form VII values. No discrepancies were revealed.

2.1.7 Laboratory Blanks

Each analytical batch was represented with a MB. None of the data is qualified based on associated blank contaminations.

2.1.8 Laboratory Control Sample Recovery (Blank Spikes)

All LCS recoveries were within QC limits.

2.1.9 Surrogate Recoveries

All surrogate recoveries were within QC limits with the following exception(s).

- Method 8270C_SIM Because of dilutions (<2X), the surrogate spike concentration in the samples were reduced to a level where the recovery calculation does not provide useful information or the 1X analysis were within QC limits.
    - o No data were qualified.

2.1.10 Matrix Spike/Matrix Spike Duplicate Recoveries

Matrix spike samples were not designated for this SDG.

2.1.11 Field QC Samples

2.1.11.1 Equipment and Field Blanks

No field or equipment blanks were submitted for this analysis.

2.1.11.2 Field Duplicate Agreement

Table 2-1
Field Duplicate Comparisons

Sample BA4C-SD0204 was duplicated with BA4C-SD0204-FD. Below are the detected analyte comparisons.

Field ID	Lab ID	chemical	result	RPD
BA4C-SD0204-2211-11042022	570-116212-73	PCB-101	24	
BA4C-SD0204-2211FD-11042022	570-116212-91	PCB-101	12	66.00
BA4C-SD0204-2211-11042022	570-116212-73	PCB-105	10	
BA4C-SD0204-2211FD-11042022	570-116212-91	PCB-105	4.0	85.00
BA4C-SD0204-2211-11042022	570-116212-73	PCB-110	17	
BA4C-SD0204-2211FD-11042022	570-116212-91	PCB-110	9.5	56.60
BA4C-SD0204-2211-11042022	570-116212-73	PCB-118	20	
BA4C-SD0204-2211FD-11042022	570-116212-91	PCB-118	12	50.00
BA4C-SD0204-2211-11042022	570-116212-73	PCB-128	5.7	
BA4C-SD0204-2211FD-11042022	570-116212-91	PCB-128	ND	200.00
BA4C-SD0204-2211-11042022	570-116212-73	PCB-132/153	33	
BA4C-SD0204-2211FD-11042022	570-116212-91	PCB-132/153	22	40.00
BA4C-SD0204-2211-11042022	570-116212-73	PCB-138/158	19	
BA4C-SD0204-2211FD-11042022	570-116212-91	PCB-138/158	13	37.50
BA4C-SD0204-2211-11042022	570-116212-73	PCB-149	12	
BA4C-SD0204-2211FD-11042022	570-116212-91	PCB-149	7.6	44.90
BA4C-SD0204-2211-11042022	570-116212-73	PCB-151	6.1	
BA4C-SD0204-2211FD-11042022	570-116212-91	PCB-151	2.4	87.06
BA4C-SD0204-2211-11042022	570-116212-73	PCB-156	ND	
BA4C-SD0204-2211FD-11042022	570-116212-91	PCB-156	4.4	200.00
BA4C-SD0204-2211-11042022	570-116212-73	PCB-170	6.9	
BA4C-SD0204-2211FD-11042022	570-116212-91	PCB-170	ND	200.00
BA4C-SD0204-2211-11042022	570-116212-73	PCB-177	2.3	
BA4C-SD0204-2211FD-11042022	570-116212-91	PCB-177	1.3	55.56
BA4C-SD0204-2211-11042022	570-116212-73	PCB-180	8.5	

Field ID	Lab ID	chemical	result	RPD
BA4C-SD0204-2211FD-11042022	570-116212-91	PCB-180	7.5	12.50
BA4C-SD0204-2211-11042022	570-116212-73	PCB-183	2.4	
BA4C-SD0204-2211FD-11042022	570-116212-91	PCB-183	1.7	34.15
BA4C-SD0204-2211-11042022	570-116212-73	PCB-187	5.3	
BA4C-SD0204-2211FD-11042022	570-116212-91	PCB-187	3.7	35.56
BA4C-SD0204-2211-11042022	570-116212-73	PCB-203	8.4	
BA4C-SD0204-2211FD-11042022	570-116212-91	PCB-203	ND	200.00
BA4C-SD0204-2211-11042022	570-116212-73	PCB-28	6.8	
BA4C-SD0204-2211FD-11042022	570-116212-91	PCB-28	3.7	59.05
BA4C-SD0204-2211-11042022	570-116212-73	PCB-31	5.6	
BA4C-SD0204-2211FD-11042022	570-116212-91	PCB-31	ND	200.00
BA4C-SD0204-2211-11042022	570-116212-73	PCB-44	7.2	
BA4C-SD0204-2211FD-11042022	570-116212-91	PCB-44	5.2	32.26
BA4C-SD0204-2211-11042022	570-116212-73	PCB-49	6.6	
BA4C-SD0204-2211FD-11042022	570-116212-91	PCB-49	4.3	42.20
BA4C-SD0204-2211-11042022	570-116212-73	PCB-5/8	2.4	
BA4C-SD0204-2211FD-11042022	570-116212-73	PCB-5/8	ND	200.00
BA4C-SD0204-2211-11042022	570-116212-73	PCB-52	12	
BA4C-SD0204-2211FD-11042022	570-116212-91	PCB-52	7.3	48.70
BA4C-SD0204-2211-11042022	570-116212-73	PCB-66	16	
BA4C-SD0204-2211FD-11042022	570-116212-91	PCB-66	11	37.04
BA4C-SD0204-2211-11042022	570-116212-73	PCB-70	13	
BA4C-SD0204-2211FD-11042022	570-116212-91	PCB-70	7.4	54.90
BA4C-SD0204-2211-11042022	570-116212-73	PCB-74	10	
BA4C-SD0204-2211FD-11042022	570-116212-91	PCB-74	4.6	73.97
BA4C-SD0204-2211-11042022	570-116212-73	PCB-77	ND	
BA4C-SD0204-2211FD-11042022	570-116212-91	PCB-77	1.4	200.00
BA4C-SD0204-2211-11042022	570-116212-73	PCB-87	8.5	
BA4C-SD0204-2211FD-11042022	570-116212-91	PCB-87	4.7	57.58
BA4C-SD0204-2211-11042022	570-116212-73	PCB-99	14	
BA4C-SD0204-2211FD-11042022	570-116212-91	PCB-99	5.8	82.83

Sample BA2B-SD0204-2211-11032022 was duplicated with BA2B-SD0204-2211FD-11032022. Below are the detected analyte comparisons.

Field ID	Lab ID	chemical	result	RPD
BA4C-SD0406-2211-11042022	570-116212-74	PCB-101	17	
BA4C-SD0406-2211FD-11042022	570-116212-92	PCB-101	9.7	54.68
BA4C-SD0406-2211-11042022	570-116212-74	PCB-105	9.8	
BA4C-SD0406-2211FD-11042022	570-116212-92	PCB-105	2.7	113.60
BA4C-SD0406-2211-11042022	570-116212-74	PCB-110	12	
BA4C-SD0406-2211FD-11042022	570-116212-92	PCB-110	8.9	29.67
BA4C-SD0406-2211-11042022	570-116212-74	PCB-118	14	

Field ID	Lab ID	chemical	result	RPD
BA4C-SD0406-2211FD-11042022	570-116212-92	PCB-118	10	33.33
BA4C-SD0406-2211-11042022	570-116212-74	PCB-128	ND	
BA4C-SD0406-2211FD-11042022	570-116212-92	PCB-128	2.6	200.00
BA4C-SD0406-2211-11042022	570-116212-74	PCB-132/153	25	
BA4C-SD0406-2211FD-11042022	570-116212-92	PCB-132/153	20	22.22
BA4C-SD0406-2211-11042022	570-116212-74	PCB-138/158	15	
BA4C-SD0406-2211FD-11042022	570-116212-92	PCB-138/158	11	30.77
BA4C-SD0406-2211-11042022	570-116212-74	PCB-149	10	
BA4C-SD0406-2211FD-11042022	570-116212-92	PCB-149	6.3	45.40
BA4C-SD0406-2211-11042022	570-116212-74	PCB-151	3.0	
BA4C-SD0406-2211FD-11042022	570-116212-92	PCB-151	2.2	30.77
BA4C-SD0406-2211-11042022	570-116212-74	PCB-170	4.2	
BA4C-SD0406-2211FD-11042022	570-116212-92	PCB-170	2.6	47.06
BA4C-SD0406-2211-11042022	570-116212-74	PCB-177	2.8	
BA4C-SD0406-2211FD-11042022	570-116212-92	PCB-177	2.0	33.33
BA4C-SD0406-2211-11042022	570-116212-74	PCB-180	7.5	
BA4C-SD0406-2211FD-11042022	570-116212-92	PCB-180	5.8	25.56
BA4C-SD0406-2211-11042022	570-116212-74	PCB-183	2.0	
BA4C-SD0406-2211FD-11042022	570-116212-92	PCB-183	1.4	35.29
BA4C-SD0406-2211-11042022	570-116212-74	PCB-187	4.2	
BA4C-SD0406-2211FD-11042022	570-116212-92	PCB-187	2.8	40.00
BA4C-SD0406-2211-11042022	570-116212-74	PCB-203	2.8	
BA4C-SD0406-2211FD-11042022	570-116212-92	PCB-203	2.5	11.32
BA4C-SD0406-2211-11042022	570-116212-74	PCB-28	5.3	
BA4C-SD0406-2211FD-11042022	570-116212-92	PCB-28	3.4	43.68
BA4C-SD0406-2211-11042022	570-116212-74	PCB-31	2.6	
BA4C-SD0406-2211FD-11042022	570-116212-92	PCB-31	2.5	3.92
BA4C-SD0406-2211-11042022	570-116212-74	PCB-44	7.4	
BA4C-SD0406-2211FD-11042022	570-116212-92	PCB-44	4.5	48.74
BA4C-SD0406-2211-11042022	570-116212-74	PCB-49	4.4	
BA4C-SD0406-2211FD-11042022	570-116212-92	PCB-49	3.4	25.64
BA4C-SD0406-2211-11042022	570-116212-74	PCB-5/8	1.7	
BA4C-SD0406-2211FD-11042022	570-116212-92	PCB-5/8	0.97	54.68
BA4C-SD0406-2211-11042022	570-116212-74	PCB-52	7.2	
BA4C-SD0406-2211FD-11042022	570-116212-92	PCB-52	5.2	32.26
BA4C-SD0406-2211-11042022	570-116212-74	PCB-66	12	
BA4C-SD0406-2211FD-11042022	570-116212-92	PCB-66	7.9	41.21
BA4C-SD0406-2211-11042022	570-116212-74	PCB-70	8.2	
BA4C-SD0406-2211FD-11042022	570-116212-92	PCB-70	5.6	37.68
BA4C-SD0406-2211-11042022	570-116212-74	PCB-74	6.7	
BA4C-SD0406-2211FD-11042022	570-116212-92	PCB-74	4.0	50.47

Field ID	Lab ID	chemical	result	RPD
BA4C-SD0406-2211-11042022	570-116212-74	PCB-77	1.7	
BA4C-SD0406-2211FD-11042022	570-116212-92	PCB-77	ND	200.00
BA4C-SD0406-2211-11042022	570-116212-74	PCB-87	5.4	
BA4C-SD0406-2211FD-11042022	570-116212-92	PCB-87	4.1	27.37
BA4C-SD0406-2211-11042022	570-116212-74	PCB-99	9.0	
BA4C-SD0406-2211FD-11042022	570-116212-92	PCB-99	6.9	26.42

Sample BA4C-SD0608 was duplicated with BA4C-SD0608 FD. Below are the detected analyte comparisons.

Field ID	Lab ID	chemical	result	RPD
BA4C-SD0608-2211FD-11042022	570-116212-93	PCB 209	2.1	
BA4C-SD0608-2211-11042022	570-116212-75	PCB 209	ND	200.00
BA4C-SD0608-2211-11042022	570-116212-75	PCB-101	20	
BA4C-SD0608-2211FD-11042022	570-116212-93	PCB-101	18	10.53
BA4C-SD0608-2211-11042022	570-116212-75	PCB-105	6.6	
BA4C-SD0608-2211FD-11042022	570-116212-93	PCB-105	8.1	-20.41
BA4C-SD0608-2211-11042022	570-116212-75	PCB-110	16	
BA4C-SD0608-2211FD-11042022	570-116212-93	PCB-110	13	20.69
BA4C-SD0608-2211-11042022	570-116212-75	PCB-118	17	
BA4C-SD0608-2211FD-11042022	570-116212-93	PCB-118	17	0.00
BA4C-SD0608-2211FD-11042022	570-116212-93	PCB-128	3.8	
BA4C-SD0608-2211-11042022	570-116212-75	PCB-128	ND	200.00
BA4C-SD0608-2211-11042022	570-116212-75	PCB-132/153	29	
BA4C-SD0608-2211FD-11042022	570-116212-93	PCB-132/153	22	27.45
BA4C-SD0608-2211-11042022	570-116212-75	PCB-138/158	17	
BA4C-SD0608-2211FD-11042022	570-116212-93	PCB-138/158	17	0.00
BA4C-SD0608-2211-11042022	570-116212-75	PCB-149	10	
BA4C-SD0608-2211FD-11042022	570-116212-93	PCB-149	14	-33.33
BA4C-SD0608-2211-11042022	570-116212-75	PCB-151	3.6	
BA4C-SD0608-2211FD-11042022	570-116212-93	PCB-151	5.8	-46.81
BA4C-SD0608-2211FD-11042022	570-116212-93	PCB-156	3.3	
BA4C-SD0608-2211-11042022	570-116212-75	PCB-156	ND	200.00
BA4C-SD0608-2211-11042022	570-116212-75	PCB-170	5.2	
BA4C-SD0608-2211FD-11042022	570-116212-93	PCB-170	3.8	31.11
BA4C-SD0608-2211-11042022	570-116212-75	PCB-177	3.5	
BA4C-SD0608-2211FD-11042022	570-116212-93	PCB-177	2.6	29.51
BA4C-SD0608-2211-11042022	570-116212-75	PCB-18	ND	
BA4C-SD0608-2211FD-11042022	570-116212-93	PCB-18	2.0	200.00
BA4C-SD0608-2211-11042022	570-116212-75	PCB-180	9.7	

Field ID	Lab ID	chemical	result	RPD
BA4C-SD0608-2211FD-11042022	570-116212-93	PCB-180	8.2	16.76
BA4C-SD0608-2211-11042022	570-116212-75	PCB-183	2.3	
BA4C-SD0608-2211FD-11042022	570-116212-93	PCB-183	2.2	4.44
BA4C-SD0608-2211-11042022	570-116212-75	PCB-187	5.6	
BA4C-SD0608-2211FD-11042022	570-116212-93	PCB-187	4.0	33.33
BA4C-SD0608-2211-11042022	570-116212-75	PCB-194	ND	
BA4C-SD0608-2211FD-11042022	570-116212-93	PCB-194	2.9	200.00
BA4C-SD0608-2211-11042022	570-116212-75	PCB-203	5.9	
BA4C-SD0608-2211FD-11042022	570-116212-93	PCB-203	2.8	71.26
BA4C-SD0608-2211-11042022	570-116212-75	PCB-206	ND	
BA4C-SD0608-2211FD-11042022	570-116212-93	PCB-206	1.5	200.00
BA4C-SD0608-2211-11042022	570-116212-75	PCB-28	6.9	
BA4C-SD0608-2211FD-11042022	570-116212-93	PCB-28	5.7	19.05
BA4C-SD0608-2211-11042022	570-116212-75	PCB-31	4.8	
BA4C-SD0608-2211FD-11042022	570-116212-93	PCB-31	2.1	78.26
BA4C-SD0608-2211-11042022	570-116212-75	PCB-37	ND	
BA4C-SD0608-2211FD-11042022	570-116212-93	PCB-37	ND	200.00
BA4C-SD0608-2211-11042022	570-116212-75	PCB-44	7.7	
BA4C-SD0608-2211FD-11042022	570-116212-93	PCB-44	7.5	2.63
BA4C-SD0608-2211-11042022	570-116212-75	PCB-49	5.9	
BA4C-SD0608-2211FD-11042022	570-116212-93	PCB-49	5.6	5.22
BA4C-SD0608-2211-11042022	570-116212-75	PCB-5/8	1.5	
BA4C-SD0608-2211FD-11042022	570-116212-93	PCB-5/8	1.2	22.22
BA4C-SD0608-2211-11042022	570-116212-75	PCB-52	9.0	
BA4C-SD0608-2211FD-11042022	570-116212-93	PCB-52	8.4	6.90
BA4C-SD0608-2211-11042022	570-116212-75	PCB-66	15	
BA4C-SD0608-2211FD-11042022	570-116212-93	PCB-66	9.7	42.91
BA4C-SD0608-2211-11042022	570-116212-75	PCB-70	13	
BA4C-SD0608-2211FD-11042022	570-116212-93	PCB-70	15	-14.29
BA4C-SD0608-2211-11042022	570-116212-75	PCB-74	8.9	
BA4C-SD0608-2211FD-11042022	570-116212-93	PCB-74	7.9	11.90
BA4C-SD0608-2211-11042022	570-116212-75	PCB-87	6.4	
BA4C-SD0608-2211FD-11042022	570-116212-93	PCB-87	5.6	13.33
BA4C-SD0608-2211-11042022	570-116212-75	PCB-99	11	
BA4C-SD0608-2211FD-11042022	570-116212-93	PCB-99	8.7	23.35

Sample BA4C-SD0812 was duplicated with BA4C-SD0812-FD. Below are the detected analyte comparisons.

Field ID	Lab ID	**chemical**	result	RPD
BA4C-SD0812-2211-11042022	570-116212-76	PCB 209	14	
BA4C-SD0812-2211FD-11042022	570-116212-94	PCB 209	4.0	111.11
BA4C-SD0812-2211-11042022	570-116212-76	PCB-101	23	

Field ID	Lab ID	chemical	result	RPD
BA4C-SD0812-2211FD-11042022	570-116212-94	PCB-101	23	0.00
BA4C-SD0812-2211-11042022	570-116212-76	PCB-105	12	
BA4C-SD0812-2211FD-11042022	570-116212-94	PCB-105	11	8.70
BA4C-SD0812-2211-11042022	570-116212-76	PCB-110	19	
BA4C-SD0812-2211FD-11042022	570-116212-94	PCB-110	18	5.41
BA4C-SD0812-2211-11042022	570-116212-76	PCB-118	20	
BA4C-SD0812-2211FD-11042022	570-116212-94	PCB-118	21	-4.88
BA4C-SD0812-2211-11042022	570-116212-76	PCB-128	ND	
BA4C-SD0812-2211FD-11042022	570-116212-94	PCB-128	5.3	200.00
BA4C-SD0812-2211-11042022	570-116212-76	PCB-132/153	33	
BA4C-SD0812-2211FD-11042022	570-116212-94	PCB-132/153	29	12.90
BA4C-SD0812-2211-11042022	570-116212-76	PCB-138/158	22	
BA4C-SD0812-2211FD-11042022	570-116212-94	PCB-138/158	25	-12.77
BA4C-SD0812-2211-11042022	570-116212-76	PCB-149	11	
BA4C-SD0812-2211FD-11042022	570-116212-94	PCB-149	14	-24.00
BA4C-SD0812-2211-11042022	570-116212-76	PCB-151	3.2	
BA4C-SD0812-2211FD-11042022	570-116212-94	PCB-151	7.1	-75.73
BA4C-SD0812-2211-11042022	570-116212-76	PCB-156	5.4	
BA4C-SD0812-2211FD-11042022	570-116212-94	PCB-156	4.9	9.71
BA4C-SD0812-2211-11042022	570-116212-76	PCB-170	7.8	
BA4C-SD0812-2211FD-11042022	570-116212-94	PCB-170	5.7	31.11
BA4C-SD0812-2211-11042022	570-116212-76	PCB-177	3.5	
BA4C-SD0812-2211FD-11042022	570-116212-94	PCB-177	3.3	5.88
BA4C-SD0812-2211-11042022	570-116212-76	PCB-18	ND	
BA4C-SD0812-2211FD-11042022	570-116212-94	PCB-18	2.5	200.00
BA4C-SD0812-2211-11042022	570-116212-76	PCB-180	10	
BA4C-SD0812-2211FD-11042022	570-116212-94	PCB-180	11	-9.52
BA4C-SD0812-2211-11042022	570-116212-76	PCB-183	3.1	
BA4C-SD0812-2211FD-11042022	570-116212-94	PCB-183	2.8	10.17
BA4C-SD0812-2211-11042022	570-116212-76	PCB-187	5.2	
BA4C-SD0812-2211FD-11042022	570-116212-94	PCB-187	5.7	-9.17
BA4C-SD0812-2211-11042022	570-116212-76	PCB-194	ND	
BA4C-SD0812-2211FD-11042022	570-116212-94	PCB-194	4.4	200.00
BA4C-SD0812-2211-11042022	570-116212-76	PCB-203	13	
BA4C-SD0812-2211FD-11042022	570-116212-94	PCB-203	3.0	125.00
BA4C-SD0812-2211-11042022	570-116212-76	PCB-206	ND	
BA4C-SD0812-2211FD-11042022	570-116212-94	PCB-206	2.6	200.00
BA4C-SD0812-2211-11042022	570-116212-76	PCB-28	8.6	
BA4C-SD0812-2211FD-11042022	570-116212-94	PCB-28	7.2	17.72
BA4C-SD0812-2211-11042022	570-116212-76	PCB-31	3.9	
BA4C-SD0812-2211FD-11042022	570-116212-94	PCB-31	4.2	-7.41

Field ID	Lab ID	chemical	result	RPD
BA4C-SD0812-2211-11042022	570-116212-76	PCB-44	10	
BA4C-SD0812-2211FD-11042022	570-116212-94	PCB-44	11	-9.52
BA4C-SD0812-2211-11042022	570-116212-76	PCB-49	6.7	
BA4C-SD0812-2211FD-11042022	570-116212-94	PCB-49	7.1	-5.80
BA4C-SD0812-2211-11042022	570-116212-76	PCB-5/8	2.6	
BA4C-SD0812-2211FD-11042022	570-116212-94	PCB-5/8	1.5	53.66
BA4C-SD0812-2211-11042022	570-116212-76	PCB-52	12	
BA4C-SD0812-2211FD-11042022	570-116212-94	PCB-52	12	0.00
BA4C-SD0812-2211-11042022	570-116212-76	PCB-66	17	
BA4C-SD0812-2211FD-11042022	570-116212-94	PCB-66	12	34.48
BA4C-SD0812-2211-11042022	570-116212-76	PCB-70	13	
BA4C-SD0812-2211FD-11042022	570-116212-94	PCB-70	20	-42.42
BA4C-SD0812-2211-11042022	570-116212-76	PCB-74	8.7	
BA4C-SD0812-2211FD-11042022	570-116212-94	PCB-74	9.2	-5.59
BA4C-SD0812-2211-11042022	570-116212-76	PCB-87	7.3	
BA4C-SD0812-2211FD-11042022	570-116212-94	PCB-87	8.0	-9.15
BA4C-SD0812-2211-11042022	570-116212-76	PCB-99	11	
BA4C-SD0812-2211FD-11042022	570-116212-94	PCB-99	11	0.00

Sample BA4C-SD1216 was duplicated with BA4C-SD1216-FD. Below are the detected analyte comparisons.

Field ID	Lab ID	chemical	result	RPD
BA4C-SD1216-2211-11042022	570-116212-77	PCB 209	ND	
BA4C-SD1216-2211FD-11042022	570-116212-95	PCB 209	0.042	200.00
BA4C-SD1216-2211-11042022	570-116212-77	PCB-101	16	
BA4C-SD1216-2211FD-11042022	570-116212-95	PCB-101	0.32	192.16
BA4C-SD1216-2211-11042022	570-116212-77	PCB-105	7.5	
BA4C-SD1216-2211FD-11042022	570-116212-95	PCB-105	0.16	191.64
BA4C-SD1216-2211-11042022	570-116212-77	PCB-110	12	
BA4C-SD1216-2211FD-11042022	570-116212-95	PCB-110	0.25	191.84
BA4C-SD1216-2211-11042022	570-116212-77	PCB-118	15	
BA4C-SD1216-2211FD-11042022	570-116212-95	PCB-118	0.30	192.16
BA4C-SD1216-2211-11042022	570-116212-77	PCB-128	3.6	
BA4C-SD1216-2211FD-11042022	570-116212-95	PCB-128	0.063	193.12
BA4C-SD1216-2211-11042022	570-116212-77	PCB-132/153	23	
BA4C-SD1216-2211FD-11042022	570-116212-95	PCB-132/153	0.42	192.83
BA4C-SD1216-2211-11042022	570-116212-77	PCB-138/158	15	
BA4C-SD1216-2211FD-11042022	570-116212-95	PCB-138/158	0.35	190.88
BA4C-SD1216-2211-11042022	570-116212-77	PCB-149	10	

Field ID	Lab ID	chemical	result	RPD
BA4C-SD1216-2211FD-11042022	570-116212-95	PCB-149	0.24	190.63
BA4C-SD1216-2211-11042022	570-116212-77	PCB-151	3.2	
BA4C-SD1216-2211FD-11042022	570-116212-95	PCB-151	0.11	186.71
BA4C-SD1216-2211-11042022	570-116212-77	PCB-156	2.9	
BA4C-SD1216-2211FD-11042022	570-116212-95	PCB-156	0.089	188.09
BA4C-SD1216-2211-11042022	570-116212-77	PCB-157	9.2	
BA4C-SD1216-2211FD-11042022	570-116212-95	PCB-157	ND	200.00
BA4C-SD1216-2211-11042022	570-116212-77	PCB-170	3.1	
BA4C-SD1216-2211FD-11042022	570-116212-95	PCB-170	0.087	189.08
BA4C-SD1216-2211-11042022	570-116212-77	PCB-177	2.2	
BA4C-SD1216-2211FD-11042022	570-116212-95	PCB-177	0.033	194.09
BA4C-SD1216-2211-11042022	570-116212-77	PCB-18	ND	
BA4C-SD1216-2211FD-11042022	570-116212-95	PCB-18	0.028	200.00
BA4C-SD1216-2211-11042022	570-116212-77	PCB-180	6.9	
BA4C-SD1216-2211FD-11042022	570-116212-95	PCB-180	0.16	190.93
BA4C-SD1216-2211-11042022	570-116212-77	PCB-183	2.0	
BA4C-SD1216-2211FD-11042022	570-116212-95	PCB-183	0.039	192.35
BA4C-SD1216-2211-11042022	570-116212-77	PCB-187	3.6	
BA4C-SD1216-2211FD-11042022	570-116212-95	PCB-187	0.078	191.52
BA4C-SD1216-2211-11042022	570-116212-77	PCB-194	ND	
BA4C-SD1216-2211FD-11042022	570-116212-95	PCB-194	0.050	200.00
BA4C-SD1216-2211-11042022	570-116212-77	PCB-203	2.0	
BA4C-SD1216-2211FD-11042022	570-116212-95	PCB-203	0.037	192.73
BA4C-SD1216-2211-11042022	570-116212-77	PCB-206	ND	
BA4C-SD1216-2211FD-11042022	570-116212-95	PCB-206	0.019	200.00
BA4C-SD1216-2211-11042022	570-116212-77	PCB-28	5.2	
BA4C-SD1216-2211FD-11042022	570-116212-95	PCB-28	0.12	190.98
BA4C-SD1216-2211-11042022	570-116212-77	PCB-31	4.8	
BA4C-SD1216-2211FD-11042022	570-116212-95	PCB-31	0.039	196.78
BA4C-SD1216-2211-11042022	570-116212-77	PCB-44	6.9	
BA4C-SD1216-2211FD-11042022	570-116212-95	PCB-44	0.17	190.38
BA4C-SD1216-2211-11042022	570-116212-77	PCB-49	4.9	
BA4C-SD1216-2211FD-11042022	570-116212-95	PCB-49	0.10	192.00
BA4C-SD1216-2211-11042022	570-116212-77	PCB-5/8	1.5	
BA4C-SD1216-2211FD-11042022	570-116212-95	PCB-5/8	0.027	192.93
BA4C-SD1216-2211-11042022	570-116212-77	PCB-52	9.1	
BA4C-SD1216-2211FD-11042022	570-116212-95	PCB-52	0.19	191.82
BA4C-SD1216-2211-11042022	570-116212-77	PCB-66	11	
BA4C-SD1216-2211FD-11042022	570-116212-95	PCB-66	0.18	193.56
BA4C-SD1216-2211-11042022	570-116212-77	PCB-70	9.8	
BA4C-SD1216-2211FD-11042022	570-116212-95	PCB-70	0.30	188.12
BA4C-SD1216-2211-11042022	570-116212-77	PCB-74	6.5	
BA4C-SD1216-2211FD-11042022	570-116212-95	PCB-74	0.15	190.98

Sample BA4C-SD1620 was duplicated with BA4C-SD1620 FD. Below are the detected analyte comparisons.

Field ID	Lab ID	**chemical**	result	RPD
BA4C-SD1620-2211-11042022	570-116212-78	PCB 209	11	
BA4C-SD1620-2211FD-11042022	570-116212-96	PCB 209	4.2	89.47
BA4C-SD1620-2211-11042022	570-116212-78	PCB-101	27	
BA4C-SD1620-2211FD-11042022	570-116212-96	PCB-101	33	-20.00
BA4C-SD1620-2211-11042022	570-116212-78	PCB-105	13	
BA4C-SD1620-2211FD-11042022	570-116212-96	PCB-105	14	-7.41
BA4C-SD1620-2211-11042022	570-116212-78	PCB-110	23	
BA4C-SD1620-2211FD-11042022	570-116212-96	PCB-110	27	-16.00
BA4C-SD1620-2211-11042022	570-116212-78	PCB-118	26	
BA4C-SD1620-2211FD-11042022	570-116212-96	PCB-118	29	-10.91
BA4C-SD1620-2211-11042022	570-116212-78	PCB-128	7.5	
BA4C-SD1620-2211FD-11042022	570-116212-96	PCB-128	5.5	30.77
BA4C-SD1620-2211-11042022	570-116212-78	PCB-132/153	48	
BA4C-SD1620-2211FD-11042022	570-116212-96	PCB-132/153	39	20.69
BA4C-SD1620-2211-11042022	570-116212-78	PCB-138/158	27	
BA4C-SD1620-2211FD-11042022	570-116212-96	PCB-138/158	32	-16.95
BA4C-SD1620-2211-11042022	570-116212-78	PCB-149	19	
BA4C-SD1620-2211FD-11042022	570-116212-96	PCB-149	24	-23.26
BA4C-SD1620-2211-11042022	570-116212-78	PCB-151	6.4	
BA4C-SD1620-2211FD-11042022	570-116212-96	PCB-151	11	-52.87
BA4C-SD1620-2211-11042022	570-116212-78	PCB-156	2.8	
BA4C-SD1620-2211FD-11042022	570-116212-96	PCB-156	8.7	-102.61
BA4C-SD1620-2211-11042022	570-116212-78	PCB-170	8.5	
BA4C-SD1620-2211FD-11042022	570-116212-96	PCB-170	10	-16.22
BA4C-SD1620-2211-11042022	570-116212-78	PCB-177	3.0	
BA4C-SD1620-2211FD-11042022	570-116212-96	PCB-177	3.8	-23.53
BA4C-SD1620-2211-11042022	570-116212-78	PCB-18	ND	
BA4C-SD1620-2211FD-11042022	570-116212-96	PCB-18	3.5	200.00
BA4C-SD1620-2211-11042022	570-116212-78	PCB-180	14	
BA4C-SD1620-2211FD-11042022	570-116212-96	PCB-180	15	-6.90
BA4C-SD1620-2211-11042022	570-116212-78	PCB-183	3.2	
BA4C-SD1620-2211FD-11042022	570-116212-96	PCB-183	3.5	-8.96
BA4C-SD1620-2211-11042022	570-116212-78	PCB-187	6.2	
BA4C-SD1620-2211FD-11042022	570-116212-96	PCB-187	8.0	-25.35
BA4C-SD1620-2211-11042022	570-116212-78	PCB-194	2.5	
BA4C-SD1620-2211FD-11042022	570-116212-96	PCB-194	4.5	-57.14
BA4C-SD1620-2211-11042022	570-116212-78	PCB-203	8.0	

Field ID	Lab ID	**chemical**	result	RPD
BA4C-SD1620-2211FD-11042022	570-116212-96	PCB-203	4.7	51.97
BA4C-SD1620-2211-11042022	570-116212-78	PCB-206	2.4	
BA4C-SD1620-2211FD-11042022	570-116212-96	PCB-206	3.4	-34.48
BA4C-SD1620-2211-11042022	570-116212-78	PCB-28	12	
BA4C-SD1620-2211FD-11042022	570-116212-96	PCB-28	11	8.70
BA4C-SD1620-2211-11042022	570-116212-78	PCB-31	5.5	
BA4C-SD1620-2211FD-11042022	570-116212-96	PCB-31	4.9	11.54
BA4C-SD1620-2211-11042022	570-116212-78	PCB-44	14	
BA4C-SD1620-2211FD-11042022	570-116212-96	PCB-44	13	7.41
BA4C-SD1620-2211-11042022	570-116212-78	PCB-49	8.9	
BA4C-SD1620-2211FD-11042022	570-116212-96	PCB-49	12	-29.67
BA4C-SD1620-2211-11042022	570-116212-78	PCB-5/8	3.7	
BA4C-SD1620-2211FD-11042022	570-116212-96	PCB-5/8	2.7	31.25
BA4C-SD1620-2211-11042022	570-116212-78	PCB-52	15	
BA4C-SD1620-2211FD-11042022	570-116212-96	PCB-52	19	-23.53
BA4C-SD1620-2211-11042022	570-116212-78	PCB-66	24	
BA4C-SD1620-2211FD-11042022	570-116212-96	PCB-66	18	28.57
BA4C-SD1620-2211-11042022	570-116212-78	PCB-70	16	
BA4C-SD1620-2211FD-11042022	570-116212-96	PCB-70	29	-57.78
BA4C-SD1620-2211-11042022	570-116212-78	PCB-74	12	
BA4C-SD1620-2211FD-11042022	570-116212-96	PCB-74	16	-28.57
BA4C-SD1620-2211-11042022	570-116212-78	PCB-77	3.9	
BA4C-SD1620-2211FD-11042022	570-116212-96	PCB-77	<DL	200.00
BA4C-SD1620-2211-11042022	570-116212-78	PCB-87	9.7	
BA4C-SD1620-2211FD-11042022	570-116212-96	PCB-87	10	-3.05
BA4C-SD1620-2211-11042022	570-116212-78	PCB-99	15	
BA4C-SD1620-2211FD-11042022	570-116212-96	PCB-99	18	-18.18

Sample BA4C-SD2024 was duplicated with BA4C-SD2024 FD. Below are the detected analyte comparisons.

Field ID	Lab ID	chemical	result	RPD
BA4C-SD2024-2211-11042022	570-116212-79	PCB 209	<DL	
BA4C-SD2024-2211FD-11042022	570-116212-97	PCB 209	4.1	200
BA4C-SD2024-2211-11042022	570-116212-79	PCB-101	27	
BA4C-SD2024-2211FD-11042022	570-116212-97	PCB-101	34	-22.95
BA4C-SD2024-2211-11042022	570-116212-79	PCB-105	13	
BA4C-SD2024-2211FD-11042022	570-116212-97	PCB-105	17	-26.67
BA4C-SD2024-2211-11042022	570-116212-79	PCB-110	20	
BA4C-SD2024-2211FD-11042022	570-116212-97	PCB-110	26	-26.09
BA4C-SD2024-2211-11042022	570-116212-79	PCB-118	24	
BA4C-SD2024-2211FD-11042022	570-116212-97	PCB-118	29	-18.87
BA4C-SD2024-2211-11042022	570-116212-79	PCB-128	<DL	

Field ID	Lab ID	chemical	result	RPD
BA4C-SD2024-2211FD-11042022	570-116212-97	PCB-128	6.1	200
BA4C-SD2024-2211-11042022	570-116212-79	PCB-132/153	39	
BA4C-SD2024-2211FD-11042022	570-116212-97	PCB-132/153	37	5.26
BA4C-SD2024-2211-11042022	570-116212-79	PCB-138/158	20	
BA4C-SD2024-2211FD-11042022	570-116212-97	PCB-138/158	31	-43.14
BA4C-SD2024-2211-11042022	570-116212-79	PCB-149	16	
BA4C-SD2024-2211FD-11042022	570-116212-97	PCB-149	25	-43.90
BA4C-SD2024-2211-11042022	570-116212-79	PCB-151	4.4	
BA4C-SD2024-2211FD-11042022	570-116212-97	PCB-151	11	-85.71
BA4C-SD2024-2211-11042022	570-116212-79	PCB-156	3.5	
BA4C-SD2024-2211FD-11042022	570-116212-97	PCB-156	11	-103.45
BA4C-SD2024-2211-11042022	570-116212-79	PCB-170	8.1	
BA4C-SD2024-2211FD-11042022	570-116212-97	PCB-170	10	-20.99
BA4C-SD2024-2211-11042022	570-116212-79	PCB-177	4.5	
BA4C-SD2024-2211FD-11042022	570-116212-97	PCB-177	3.5	25.00
BA4C-SD2024-2211-11042022	570-116212-79	PCB-18	6.0	
BA4C-SD2024-2211FD-11042022	570-116212-97	PCB-18	4.2	35.29
BA4C-SD2024-2211-11042022	570-116212-79	PCB-180	13	
BA4C-SD2024-2211FD-11042022	570-116212-97	PCB-180	14	-7.41
BA4C-SD2024-2211-11042022	570-116212-79	PCB-183	3.5	
BA4C-SD2024-2211FD-11042022	570-116212-97	PCB-183	3.6	-2.82
BA4C-SD2024-2211-11042022	570-116212-79	PCB-187	6.2	
BA4C-SD2024-2211FD-11042022	570-116212-97	PCB-187	7.8	-22.86
BA4C-SD2024-2211-11042022	570-116212-79	PCB-194	5.0	
BA4C-SD2024-2211FD-11042022	570-116212-97	PCB-194	4.1	19.78
BA4C-SD2024-2211-11042022	570-116212-79	PCB-203	5.4	
BA4C-SD2024-2211FD-11042022	570-116212-97	PCB-203	4.4	20.41
BA4C-SD2024-2211-11042022	570-116212-79	PCB-206	<DL	
BA4C-SD2024-2211FD-11042022	570-116212-97	PCB-206	1.6	200
BA4C-SD2024-2211-11042022	570-116212-79	PCB-28	<DL	
BA4C-SD2024-2211FD-11042022	570-116212-97	PCB-28	13	200
BA4C-SD2024-2211-11042022	570-116212-79	PCB-31	18	
BA4C-SD2024-2211FD-11042022	570-116212-97	PCB-31	4.2	124.32
BA4C-SD2024-2211-11042022	570-116212-79	PCB-44	12	
BA4C-SD2024-2211FD-11042022	570-116212-97	PCB-44	18	-40.00
BA4C-SD2024-2211-11042022	570-116212-79	PCB-49	9.7	
BA4C-SD2024-2211FD-11042022	570-116212-97	PCB-49	14	-36.29
BA4C-SD2024-2211-11042022	570-116212-79	PCB-5/8	3.2	
BA4C-SD2024-2211FD-11042022	570-116212-97	PCB-5/8	2.6	20.69
BA4C-SD2024-2211-11042022	570-116212-79	PCB-52	15	
BA4C-SD2024-2211FD-11042022	570-116212-97	PCB-52	20	-28.57
BA4C-SD2024-2211-11042022	570-116212-79	PCB-66	19	
BA4C-SD2024-2211FD-11042022	570-116212-97	PCB-66	19	0.00
BA4C-SD2024-2211-11042022	570-116212-79	PCB-70	14	
BA4C-SD2024-2211FD-11042022	570-116212-97	PCB-70	33	-80.85

Field ID	Lab ID	chemical	result	RPD
BA4C-SD2024-2211-11042022	570-116212-79	PCB-74	13	
BA4C-SD2024-2211FD-11042022	570-116212-97	PCB-74	17	-26.67
BA4C-SD2024-2211-11042022	570-116212-79	PCB-77	4.0	
BA4C-SD2024-2211FD-11042022	570-116212-97	PCB-77	<DL	200
BA4C-SD2024-2211-11042022	570-116212-79	PCB-87	7.8	
BA4C-SD2024-2211FD-11042022	570-116212-97	PCB-87	9.3	-17.54
BA4C-SD2024-2211-11042022	570-116212-79	PCB-99	14	
BA4C-SD2024-2211FD-11042022	570-116212-97	PCB-99	18	-25.00

Sample BA4C-SD2428 was duplicated with BA4C-SD2428 FD. Below are the detected analyte comparisons.

Field ID	Lab ID	chemical	result	RPD
BA4C-SD2428-2211-11042022	570-116212-80	PCB 209	14	
BA4C-SD2428-2211FD-11042022	570-116212-98	PCB 209	13	7.41
BA4C-SD2428-2211-11042022	570-116212-80	PCB-101	77	
BA4C-SD2428-2211FD-11042022	570-116212-98	PCB-101	100	-25.99
BA4C-SD2428-2211-11042022	570-116212-80	PCB-105	36	
BA4C-SD2428-2211FD-11042022	570-116212-98	PCB-105	52	-36.36
BA4C-SD2428-2211-11042022	570-116212-80	PCB-110	64	
BA4C-SD2428-2211FD-11042022	570-116212-98	PCB-110	100	-43.90
BA4C-SD2428-2211-11042022	570-116212-80	PCB-118	74	
BA4C-SD2428-2211FD-11042022	570-116212-98	PCB-118	110	-39.13
BA4C-SD2428-2211-11042022	570-116212-80	PCB-132/153	98	
BA4C-SD2428-2211FD-11042022	570-116212-98	PCB-132/153	110	-11.54
BA4C-SD2428-2211-11042022	570-116212-80	PCB-138/158	50	
BA4C-SD2428-2211FD-11042022	570-116212-98	PCB-138/158	100	-66.67
BA4C-SD2428-2211-11042022	570-116212-80	PCB-149	47	
BA4C-SD2428-2211FD-11042022	570-116212-98	PCB-149	79	-50.79
BA4C-SD2428-2211-11042022	570-116212-80	PCB-151	14	
BA4C-SD2428-2211FD-11042022	570-116212-98	PCB-151	28	-66.67
BA4C-SD2428-2211-11042022	570-116212-80	PCB-156	21	
BA4C-SD2428-2211FD-11042022	570-116212-98	PCB-156	18	15.38
BA4C-SD2428-2211-11042022	570-116212-80	PCB-167	6.0	
BA4C-SD2428-2211FD-11042022	570-116212-98	PCB-167	12	-66.67
BA4C-SD2428-2211-11042022	570-116212-80	PCB-170	22	
BA4C-SD2428-2211FD-11042022	570-116212-98	PCB-170	35	-45.61
BA4C-SD2428-2211-11042022	570-116212-80	PCB-177	6.1	
BA4C-SD2428-2211FD-11042022	570-116212-98	PCB-177	12	-65.19
BA4C-SD2428-2211-11042022	570-116212-80	PCB-18	ND	
BA4C-SD2428-2211FD-11042022	570-116212-98	PCB-18	15	200.00
BA4C-SD2428-2211-11042022	570-116212-80	PCB-180	34	
BA4C-SD2428-2211FD-11042022	570-116212-98	PCB-180	45	-27.85

Field ID	Lab ID	chemical	result	RPD
BA4C-SD2428-2211-11042022	570-116212-80	PCB-183	6.6	
BA4C-SD2428-2211FD-11042022	570-116212-98	PCB-183	8.9	-29.68
BA4C-SD2428-2211-11042022	570-116212-80	PCB-187	14	
BA4C-SD2428-2211FD-11042022	570-116212-98	PCB-187	21	-40.00
BA4C-SD2428-2211-11042022	570-116212-80	PCB-194	10	
BA4C-SD2428-2211FD-11042022	570-116212-98	PCB-194	10	0.00
BA4C-SD2428-2211-11042022	570-116212-80	PCB-195	ND	
BA4C-SD2428-2211FD-11042022	570-116212-98	PCB-195	9.7	200.00
BA4C-SD2428-2211-11042022	570-116212-80	PCB-201	ND	
BA4C-SD2428-2211FD-11042022	570-116212-98	PCB-201	3.1	200.00
BA4C-SD2428-2211-11042022	570-116212-80	PCB-203	14	
BA4C-SD2428-2211FD-11042022	570-116212-98	PCB-203	11	24.00
BA4C-SD2428-2211-11042022	570-116212-80	PCB-206	8.7	
BA4C-SD2428-2211FD-11042022	570-116212-98	PCB-206	5.2	50.36
BA4C-SD2428-2211-11042022	570-116212-80	PCB-28	33	
BA4C-SD2428-2211FD-11042022	570-116212-98	PCB-28	45	-30.77
BA4C-SD2428-2211-11042022	570-116212-80	PCB-31	12	
BA4C-SD2428-2211FD-11042022	570-116212-98	PCB-31	21	-54.55
BA4C-SD2428-2211-11042022	570-116212-80	PCB-44	44	
BA4C-SD2428-2211FD-11042022	570-116212-98	PCB-44	93	-71.53
BA4C-SD2428-2211-11042022	570-116212-80	PCB-49	25	
BA4C-SD2428-2211FD-11042022	570-116212-98	PCB-49	42	-50.75
BA4C-SD2428-2211-11042022	570-116212-80	PCB-5/8	7.4	
BA4C-SD2428-2211FD-11042022	570-116212-98	PCB-5/8	7.0	5.56
BA4C-SD2428-2211-11042022	570-116212-80	PCB-52	46	
BA4C-SD2428-2211FD-11042022	570-116212-98	PCB-52	82	-56.25
BA4C-SD2428-2211-11042022	570-116212-80	PCB-66	69	
BA4C-SD2428-2211FD-11042022	570-116212-98	PCB-66	89	-25.32
BA4C-SD2428-2211-11042022	570-116212-80	PCB-70	45	
BA4C-SD2428-2211FD-11042022	570-116212-98	PCB-70	140	-102.70
BA4C-SD2428-2211-11042022	570-116212-80	PCB-74	36	
BA4C-SD2428-2211FD-11042022	570-116212-98	PCB-74	58	-46.81
BA4C-SD2428-2211-11042022	570-116212-80	PCB-77	10	
BA4C-SD2428-2211FD-11042022	570-116212-98	PCB-77	ND	200.00
BA4C-SD2428-2211-11042022	570-116212-80	PCB-87	22	
BA4C-SD2428-2211FD-11042022	570-116212-98	PCB-87	42	-62.50
BA4C-SD2428-2211-11042022	570-116212-80	PCB-99	40	
BA4C-SD2428-2211FD-11042022	570-116212-98	PCB-99	58	-36.73

Sample BA4C-SD2832 was duplicated with BA4C-SD2832 FD. Below are the detected analyte comparisons.

Field ID	Lab ID	chemical	result	RPD
BA4C-SD2832-2211-11042022	570-116212-81	PCB 209	8.7	
BA4C-SD2832-2211FD-11042022	570-116212-99	PCB 209	32	-114.50
BA4C-SD2832-2211-11042022	570-116212-81	PCB-101	76	
BA4C-SD2832-2211FD-11042022	570-116212-99	PCB-101	230	-100.65
BA4C-SD2832-2211-11042022	570-116212-81	PCB-105	59	
BA4C-SD2832-2211FD-11042022	570-116212-99	PCB-105	120	-68.16
BA4C-SD2832-2211-11042022	570-116212-81	PCB-110	120	
BA4C-SD2832-2211FD-11042022	570-116212-99	PCB-110	220	-58.82
BA4C-SD2832-2211-11042022	570-116212-81	PCB-118	100	
BA4C-SD2832-2211FD-11042022	570-116212-99	PCB-118	200	-66.67
BA4C-SD2832-2211-11042022	570-116212-81	PCB-128	16	
BA4C-SD2832-2211FD-11042022	570-116212-99	PCB-128	32	-66.67
BA4C-SD2832-2211-11042022	570-116212-81	PCB-132/153	95	
BA4C-SD2832-2211FD-11042022	570-116212-99	PCB-132/153	290	-101.30
BA4C-SD2832-2211-11042022	570-116212-81	PCB-138/158	97	
BA4C-SD2832-2211FD-11042022	570-116212-99	PCB-138/158	180	-59.93
BA4C-SD2832-2211-11042022	570-116212-81	PCB-149	58	
BA4C-SD2832-2211FD-11042022	570-116212-99	PCB-149	120	-69.66
BA4C-SD2832-2211-11042022	570-116212-81	PCB-151	12	
BA4C-SD2832-2211FD-11042022	570-116212-99	PCB-151	33	-93.33
BA4C-SD2832-2211-11042022	570-116212-81	PCB-156	13	
BA4C-SD2832-2211FD-11042022	570-116212-99	PCB-156	33	-86.96
BA4C-SD2832-2211-11042022	570-116212-81	PCB-167	3.3	
BA4C-SD2832-2211FD-11042022	570-116212-99	PCB-167	<DL	200.00
BA4C-SD2832-2211-11042022	570-116212-81	PCB-169	6.1	
BA4C-SD2832-2211FD-11042022	570-116212-99	PCB-169	<DL	200.00
BA4C-SD2832-2211-11042022	570-116212-81	PCB-170	32	
BA4C-SD2832-2211FD-11042022	570-116212-99	PCB-170	47	-37.97
BA4C-SD2832-2211-11042022	570-116212-81	PCB-177	13	
BA4C-SD2832-2211FD-11042022	570-116212-99	PCB-177	19	-37.50
BA4C-SD2832-2211-11042022	570-116212-81	PCB-18	8.8	
BA4C-SD2832-2211FD-11042022	570-116212-99	PCB-18	45	-134.57
BA4C-SD2832-2211-11042022	570-116212-81	PCB-180	49	
BA4C-SD2832-2211FD-11042022	570-116212-99	PCB-180	81	-49.23
BA4C-SD2832-2211-11042022	570-116212-81	PCB-183	11	
BA4C-SD2832-2211FD-11042022	570-116212-99	PCB-183	18	-48.28
BA4C-SD2832-2211-11042022	570-116212-81	PCB-187	23	
BA4C-SD2832-2211FD-11042022	570-116212-99	PCB-187	37	-46.67
BA4C-SD2832-2211-11042022	570-116212-81	PCB-194	7.1	
BA4C-SD2832-2211FD-11042022	570-116212-99	PCB-194	21	-98.93
BA4C-SD2832-2211-11042022	570-116212-81	PCB-195	4.9	
BA4C-SD2832-2211FD-11042022	570-116212-99	PCB-195	<DL	200.00
BA4C-SD2832-2211-11042022	570-116212-81	PCB-201	2.4	
BA4C-SD2832-2211FD-11042022	570-116212-99	PCB-201	4.5	-60.87
BA4C-SD2832-2211-11042022	570-116212-81	PCB-203	9.5	

Field ID	Lab ID	chemical	result	RPD
BA4C-SD2832-2211FD-11042022	570-116212-99	PCB-203	31	-106.17
BA4C-SD2832-2211-11042022	570-116212-81	PCB-206	4.6	
BA4C-SD2832-2211FD-11042022	570-116212-99	PCB-206	12	-89.16
BA4C-SD2832-2211-11042022	570-116212-81	PCB-28	15	
BA4C-SD2832-2211FD-11042022	570-116212-99	PCB-28	84	-139.39
BA4C-SD2832-2211-11042022	570-116212-81	PCB-31	15	
BA4C-SD2832-2211FD-11042022	570-116212-99	PCB-31	93	-144.44
BA4C-SD2832-2211-11042022	570-116212-81	PCB-44	46	
BA4C-SD2832-2211FD-11042022	570-116212-99	PCB-44	200	-125.20
BA4C-SD2832-2211-11042022	570-116212-81	PCB-49	27	
BA4C-SD2832-2211FD-11042022	570-116212-99	PCB-49	99	-114.29
BA4C-SD2832-2211-11042022	570-116212-81	PCB-5/8	2.8	
BA4C-SD2832-2211FD-11042022	570-116212-99	PCB-5/8	20	-150.88
BA4C-SD2832-2211-11042022	570-116212-81	PCB-52	49	
BA4C-SD2832-2211FD-11042022	570-116212-99	PCB-52	180	-114.41
BA4C-SD2832-2211-11042022	570-116212-81	PCB-66	75	
BA4C-SD2832-2211FD-11042022	570-116212-99	PCB-66	230	-101.64
BA4C-SD2832-2211-11042022	570-116212-81	PCB-70	46	
BA4C-SD2832-2211FD-11042022	570-116212-99	PCB-70	190	-122.03
BA4C-SD2832-2211-11042022	570-116212-81	PCB-74	30	
BA4C-SD2832-2211FD-11042022	570-116212-99	PCB-74	110	-114.29
BA4C-SD2832-2211-11042022	570-116212-81	PCB-77	11	
BA4C-SD2832-2211FD-11042022	570-116212-99	PCB-77	35	-104.35
BA4C-SD2832-2211-11042022	570-116212-81	PCB-87	57	
BA4C-SD2832-2211FD-11042022	570-116212-99	PCB-87	79	-32.35
BA4C-SD2832-2211-11042022	570-116212-81	PCB-99	45	
BA4C-SD2832-2211FD-11042022	570-116212-99	PCB-99	100	-75.86

Sample BA4C-SD2832 was duplicated with BA4C-SD2832 FD. Below are the detected analyte comparisons.

Field ID	Lab ID	chemical	result	RPD
BA4C-SD2832-2211-11042022	570-116212-81	PCB 209	8.7	
BA4C-SD2832-2211FD-11042022	570-116212-99	PCB 209	32	-114.50
BA4C-SD2832-2211-11042022	570-116212-81	PCB-101	76	
BA4C-SD2832-2211FD-11042022	570-116212-99	PCB-101	230	-100.65
BA4C-SD2832-2211-11042022	570-116212-81	PCB-105	59	
BA4C-SD2832-2211FD-11042022	570-116212-99	PCB-105	120	-68.16
BA4C-SD2832-2211-11042022	570-116212-81	PCB-110	120	

Field ID	Lab ID	chemical	result	RPD
BA4C-SD2832-2211FD-11042022	570-116212-99	PCB-110	220	-58.82
BA4C-SD2832-2211-11042022	570-116212-81	PCB-118	100	
BA4C-SD2832-2211FD-11042022	570-116212-99	PCB-118	200	-66.67
BA4C-SD2832-2211-11042022	570-116212-81	PCB-128	16	
BA4C-SD2832-2211FD-11042022	570-116212-99	PCB-128	32	-66.67
BA4C-SD2832-2211-11042022	570-116212-81	PCB-132/153	95	
BA4C-SD2832-2211FD-11042022	570-116212-99	PCB-132/153	290	-101.30
BA4C-SD2832-2211-11042022	570-116212-81	PCB-138/158	97	
BA4C-SD2832-2211FD-11042022	570-116212-99	PCB-138/158	180	-59.93
BA4C-SD2832-2211-11042022	570-116212-81	PCB-149	58	
BA4C-SD2832-2211FD-11042022	570-116212-99	PCB-149	120	-69.66
BA4C-SD2832-2211-11042022	570-116212-81	PCB-151	12	
BA4C-SD2832-2211FD-11042022	570-116212-99	PCB-151	33	-93.33
BA4C-SD2832-2211-11042022	570-116212-81	PCB-156	13	
BA4C-SD2832-2211FD-11042022	570-116212-99	PCB-156	33	-86.96
BA4C-SD2832-2211-11042022	570-116212-81	PCB-167	3.3	
BA4C-SD2832-2211FD-11042022	570-116212-99	PCB-167	<DL	200.00
BA4C-SD2832-2211-11042022	570-116212-81	PCB-169	6.1	
BA4C-SD2832-2211FD-11042022	570-116212-99	PCB-169	<DL	200.00
BA4C-SD2832-2211-11042022	570-116212-81	PCB-170	32	
BA4C-SD2832-2211FD-11042022	570-116212-99	PCB-170	47	-37.97
BA4C-SD2832-2211-11042022	570-116212-81	PCB-177	13	
BA4C-SD2832-2211FD-11042022	570-116212-99	PCB-177	19	-37.50
BA4C-SD2832-2211-11042022	570-116212-81	PCB-18	8.8	
BA4C-SD2832-2211FD-11042022	570-116212-99	PCB-18	45	-134.57
BA4C-SD2832-2211-11042022	570-116212-81	PCB-180	49	
BA4C-SD2832-2211FD-11042022	570-116212-99	PCB-180	81	-49.23
BA4C-SD2832-2211-11042022	570-116212-81	PCB-183	11	
BA4C-SD2832-2211FD-11042022	570-116212-99	PCB-183	18	-48.28
BA4C-SD2832-2211-11042022	570-116212-81	PCB-187	23	
BA4C-SD2832-2211FD-11042022	570-116212-99	PCB-187	37	-46.67
BA4C-SD2832-2211-11042022	570-116212-81	PCB-194	7.1	
BA4C-SD2832-2211FD-11042022	570-116212-99	PCB-194	21	-98.93
BA4C-SD2832-2211-11042022	570-116212-81	PCB-195	4.9	
BA4C-SD2832-2211FD-11042022	570-116212-99	PCB-195	<DL	200.00
BA4C-SD2832-2211-11042022	570-116212-81	PCB-201	2.4	
BA4C-SD2832-2211FD-11042022	570-116212-99	PCB-201	4.5	-60.87
BA4C-SD2832-2211-11042022	570-116212-81	PCB-203	9.5	
BA4C-SD2832-2211FD-11042022	570-116212-99	PCB-203	31	-106.17
BA4C-SD2832-2211-11042022	570-116212-81	PCB-206	4.6	
BA4C-SD2832-2211FD-11042022	570-116212-99	PCB-206	12	-89.16
BA4C-SD2832-2211-11042022	570-116212-81	PCB-28	15	
BA4C-SD2832-2211FD-11042022	570-116212-99	PCB-28	84	-139.39
BA4C-SD2832-2211-11042022	570-116212-81	PCB-31	15	
BA4C-SD2832-2211FD-11042022	570-116212-99	PCB-31	93	-144.44

Field ID	Lab ID	chemical	result	RPD
BA4C-SD2832-2211-11042022	570-116212-81	PCB-44	46	
BA4C-SD2832-2211FD-11042022	570-116212-99	PCB-44	200	-125.20
BA4C-SD2832-2211-11042022	570-116212-81	PCB-49	27	
BA4C-SD2832-2211FD-11042022	570-116212-99	PCB-49	99	-114.29
BA4C-SD2832-2211-11042022	570-116212-81	PCB-5/8	2.8	
BA4C-SD2832-2211FD-11042022	570-116212-99	PCB-5/8	20	-150.88
BA4C-SD2832-2211-11042022	570-116212-81	PCB-52	49	
BA4C-SD2832-2211FD-11042022	570-116212-99	PCB-52	180	-114.41
BA4C-SD2832-2211-11042022	570-116212-81	PCB-66	75	
BA4C-SD2832-2211FD-11042022	570-116212-99	PCB-66	230	-101.64
BA4C-SD2832-2211-11042022	570-116212-81	PCB-70	46	
BA4C-SD2832-2211FD-11042022	570-116212-99	PCB-70	190	-122.03
BA4C-SD2832-2211-11042022	570-116212-81	PCB-74	30	
BA4C-SD2832-2211FD-11042022	570-116212-99	PCB-74	110	-114.29
BA4C-SD2832-2211-11042022	570-116212-81	PCB-77	11	
BA4C-SD2832-2211FD-11042022	570-116212-99	PCB-77	35	-104.35
BA4C-SD2832-2211-11042022	570-116212-81	PCB-87	57	
BA4C-SD2832-2211FD-11042022	570-116212-99	PCB-87	79	-32.35
BA4C-SD2832-2211-11042022	570-116212-81	PCB-99	45	
BA4C-SD2832-2211FD-11042022	570-116212-99	PCB-99	100	-75.86

Sample BA4C-SD3236 was duplicated with BA4C-SD3236 FD. Below are the detected analyte comparisons.

Field ID	Lab ID	chemical	result	RPD
BA4C-SD3236-2211-11042022	570-116212-82	PCB 209	15	
BA4C-SD3236-2211FD-11042022	570-116212-100	PCB 209	29	-63.64
BA4C-SD3236-2211-11042022	570-116212-82	PCB-101	88	
BA4C-SD3236-2211FD-11042022	570-116212-100	PCB-101	200	-77.78
BA4C-SD3236-2211-11042022	570-116212-82	PCB-105	46	
BA4C-SD3236-2211FD-11042022	570-116212-100	PCB-105	100	-73.97
BA4C-SD3236-2211-11042022	570-116212-82	PCB-110	86	
BA4C-SD3236-2211FD-11042022	570-116212-100	PCB-110	320	-115.27
BA4C-SD3236-2211-11042022	570-116212-82	PCB-118	84	
BA4C-SD3236-2211FD-11042022	570-116212-100	PCB-118	210	-85.71
BA4C-SD3236-2211-11042022	570-116212-82	PCB-128	19	
BA4C-SD3236-2211FD-11042022	570-116212-100	PCB-128	45	-81.25
BA4C-SD3236-2211-11042022	570-116212-82	PCB-132/153	150	
BA4C-SD3236-2211FD-11042022	570-116212-100	PCB-132/153	270	-57.14
BA4C-SD3236-2211-11042022	570-116212-82	PCB-138/158	86	
BA4C-SD3236-2211FD-11042022	570-116212-100	PCB-138/158	230	-91.14
BA4C-SD3236-2211-11042022	570-116212-82	PCB-149	58	
BA4C-SD3236-2211FD-11042022	570-116212-100	PCB-149	170	-98.25

Field ID	Lab ID	chemical	result	RPD
BA4C-SD3236-2211-11042022	570-116212-82	PCB-151	17	
BA4C-SD3236-2211FD-11042022	570-116212-100	PCB-151	54	-104.23
BA4C-SD3236-2211-11042022	570-116212-82	PCB-156	12	
BA4C-SD3236-2211FD-11042022	570-116212-100	PCB-156	30	-85.71
BA4C-SD3236-2211-11042022	570-116212-82	PCB-170	18	
BA4C-SD3236-2211FD-11042022	570-116212-100	PCB-170	110	-143.75
BA4C-SD3236-2211-11042022	570-116212-82	PCB-177	12	
BA4C-SD3236-2211FD-11042022	570-116212-100	PCB-177	22	-58.82
BA4C-SD3236-2211-11042022	570-116212-82	PCB-18	18	
BA4C-SD3236-2211FD-11042022	570-116212-100	PCB-18	65	-113.25
BA4C-SD3236-2211-11042022	570-116212-82	PCB-180	53	
BA4C-SD3236-2211FD-11042022	570-116212-100	PCB-180	120	-77.46
BA4C-SD3236-2211-11042022	570-116212-82	PCB-183	12	
BA4C-SD3236-2211FD-11042022	570-116212-100	PCB-183	24	-66.67
BA4C-SD3236-2211-11042022	570-116212-82	PCB-187	22	
BA4C-SD3236-2211FD-11042022	570-116212-100	PCB-187	53	-82.67
BA4C-SD3236-2211-11042022	570-116212-82	PCB-194	12	
BA4C-SD3236-2211FD-11042022	570-116212-100	PCB-194	37	-102.04
BA4C-SD3236-2211-11042022	570-116212-82	PCB-195	<DL	
BA4C-SD3236-2211FD-11042022	570-116212-100	PCB-195	44	200.00
BA4C-SD3236-2211-11042022	570-116212-82	PCB-201	<DL	
BA4C-SD3236-2211FD-11042022	570-116212-100	PCB-201	6.6	200.00
BA4C-SD3236-2211-11042022	570-116212-82	PCB-203	19	
BA4C-SD3236-2211FD-11042022	570-116212-100	PCB-203	38	-66.67
BA4C-SD3236-2211-11042022	570-116212-82	PCB-206	8.6	
BA4C-SD3236-2211FD-11042022	570-116212-100	PCB-206	27	-103.37
BA4C-SD3236-2211-11042022	570-116212-82	PCB-28	36	
BA4C-SD3236-2211FD-11042022	570-116212-100	PCB-28	110	-101.37
BA4C-SD3236-2211-11042022	570-116212-82	PCB-31	39	
BA4C-SD3236-2211FD-11042022	570-116212-100	PCB-31	87	-76.19
BA4C-SD3236-2211-11042022	570-116212-82	PCB-44	89	
BA4C-SD3236-2211FD-11042022	570-116212-100	PCB-44	180	-67.66
BA4C-SD3236-2211-11042022	570-116212-82	PCB-49	31	
BA4C-SD3236-2211FD-11042022	570-116212-100	PCB-49	90	-97.52
BA4C-SD3236-2211-11042022	570-116212-82	PCB-5/8	11	
BA4C-SD3236-2211FD-11042022	570-116212-100	PCB-5/8	19	-53.33
BA4C-SD3236-2211-11042022	570-116212-82	PCB-52	71	
BA4C-SD3236-2211FD-11042022	570-116212-100	PCB-52	220	-102.41
BA4C-SD3236-2211-11042022	570-116212-82	PCB-66	70	
BA4C-SD3236-2211FD-11042022	570-116212-100	PCB-66	250	-112.50
BA4C-SD3236-2211-11042022	570-116212-82	PCB-70	74	
BA4C-SD3236-2211FD-11042022	570-116212-100	PCB-70	250	-108.64
BA4C-SD3236-2211-11042022	570-116212-82	PCB-74	49	
BA4C-SD3236-2211FD-11042022	570-116212-100	PCB-74	110	-76.73
BA4C-SD3236-2211-11042022	570-116212-82	PCB-77	14	

Field ID	Lab ID	chemical	result	RPD
BA4C-SD3236-2211FD-11042022	570-116212-100	PCB-77	<DL	200.00
BA4C-SD3236-2211-11042022	570-116212-82	PCB-81	<DL	
BA4C-SD3236-2211FD-11042022	570-116212-100	PCB-81	<DL	200.00
BA4C-SD3236-2211-11042022	570-116212-82	PCB-87	33	
BA4C-SD3236-2211FD-11042022	570-116212-100	PCB-87	94	-96.06
BA4C-SD3236-2211-11042022	570-116212-82	PCB-99	45	
BA4C-SD3236-2211FD-11042022	570-116212-100	PCB-99	100	-75.86
BA4C-SD3236-2211-11042022	570-116212-82	PCB-77	14	
BA4C-SD3236-2211FD-11042022	570-116212-100	PCB-77	<DL	200.00
BA4C-SD3236-2211-11042022	570-116212-82	PCB-81	<DL	
BA4C-SD3236-2211FD-11042022	570-116212-100	PCB-81	<DL	200.00
BA4C-SD3236-2211-11042022	570-116212-82	PCB-87	33	
BA4C-SD3236-2211FD-11042022	570-116212-100	PCB-87	94	-96.06
BA4C-SD3236-2211-11042022	570-116212-82	PCB-99	45	
BA4C-SD3236-2211FD-11042022	570-116212-100	PCB-99	100	-75.86

Sample BA4C-SD3640 was duplicated with BA4C-SD3640 FD. Below are the detected analyte comparisons.

Field ID	Lab ID	chemical	result	RPD
BA4C-SD3640-2211-11042022	570-116212-83	PCB 209	10	
BA4C-SD3640-2211FD-11042022	570-116212-101	PCB 209	12	-18.18
BA4C-SD3640-2211-11042022	570-116212-83	PCB-101	54	
BA4C-SD3640-2211FD-11042022	570-116212-101	PCB-101	59	-8.85
BA4C-SD3640-2211-11042022	570-116212-83	PCB-105	20	
BA4C-SD3640-2211FD-11042022	570-116212-101	PCB-105	30	-40.00
BA4C-SD3640-2211-11042022	570-116212-83	PCB-110	44	
BA4C-SD3640-2211FD-11042022	570-116212-101	PCB-110	48	-8.70
BA4C-SD3640-2211-11042022	570-116212-83	PCB-118	43	
BA4C-SD3640-2211FD-11042022	570-116212-101	PCB-118	53	-20.83
BA4C-SD3640-2211-11042022	570-116212-83	PCB-128	8.9	
BA4C-SD3640-2211FD-11042022	570-116212-101	PCB-128	8.4	5.78
BA4C-SD3640-2211-11042022	570-116212-83	PCB-132/153	81	
BA4C-SD3640-2211FD-11042022	570-116212-101	PCB-132/153	96	-16.95
BA4C-SD3640-2211-11042022	570-116212-83	PCB-138/158	45	
BA4C-SD3640-2211FD-11042022	570-116212-101	PCB-138/158	44	2.25
BA4C-SD3640-2211-11042022	570-116212-83	PCB-149	32	
BA4C-SD3640-2211FD-11042022	570-116212-101	PCB-149	36	-11.76
BA4C-SD3640-2211-11042022	570-116212-83	PCB-151	10	
BA4C-SD3640-2211FD-11042022	570-116212-101	PCB-151	10	0.00
BA4C-SD3640-2211-11042022	570-116212-83	PCB-156	5.4	
BA4C-SD3640-2211FD-11042022	570-116212-101	PCB-156	10	-59.74
BA4C-SD3640-2211-11042022	570-116212-83	PCB-170	11	

Field ID	Lab ID	chemical	result	RPD
BA4C-SD3640-2211FD-11042022	570-116212-101	PCB-170	11	0.00
BA4C-SD3640-2211-11042022	570-116212-83	PCB-177	7.5	
BA4C-SD3640-2211FD-11042022	570-116212-101	PCB-177	6.6	12.77
BA4C-SD3640-2211-11042022	570-116212-83	PCB-18	13	
BA4C-SD3640-2211FD-11042022	570-116212-101	PCB-18	14	-7.41
BA4C-SD3640-2211-11042022	570-116212-83	PCB-180	23	
BA4C-SD3640-2211FD-11042022	570-116212-101	PCB-180	26	-12.24
BA4C-SD3640-2211-11042022	570-116212-83	PCB-183	7.1	
BA4C-SD3640-2211FD-11042022	570-116212-101	PCB-183	5.6	23.62
BA4C-SD3640-2211-11042022	570-116212-83	PCB-187	12	
BA4C-SD3640-2211FD-11042022	570-116212-101	PCB-187	12	0.00
BA4C-SD3640-2211-11042022	570-116212-83	PCB-194	7.5	
BA4C-SD3640-2211FD-11042022	570-116212-101	PCB-194	7.2	4.08
BA4C-SD3640-2211-11042022	570-116212-83	PCB-203	11	
BA4C-SD3640-2211FD-11042022	570-116212-101	PCB-203	11	0.00
BA4C-SD3640-2211-11042022	570-116212-83	PCB-206	2.9	
BA4C-SD3640-2211FD-11042022	570-116212-101	PCB-206	4.1	-34.29
BA4C-SD3640-2211-11042022	570-116212-83	PCB-28	18	
BA4C-SD3640-2211FD-11042022	570-116212-101	PCB-28	25	-32.56
BA4C-SD3640-2211-11042022	570-116212-83	PCB-31	12	
BA4C-SD3640-2211FD-11042022	570-116212-101	PCB-31	20	-50.00
BA4C-SD3640-2211-11042022	570-116212-83	PCB-44	38	
BA4C-SD3640-2211FD-11042022	570-116212-101	PCB-44	50	-27.27
BA4C-SD3640-2211-11042022	570-116212-83	PCB-49	16	
BA4C-SD3640-2211FD-11042022	570-116212-101	PCB-49	21	-27.03
BA4C-SD3640-2211-11042022	570-116212-83	PCB-5/8	6.6	
BA4C-SD3640-2211FD-11042022	570-116212-101	PCB-5/8	7.4	-11.43
BA4C-SD3640-2211-11042022	570-116212-83	PCB-52	30	
BA4C-SD3640-2211FD-11042022	570-116212-101	PCB-52	38	-23.53
BA4C-SD3640-2211-11042022	570-116212-83	PCB-66	41	
BA4C-SD3640-2211FD-11042022	570-116212-101	PCB-66	47	-13.64
BA4C-SD3640-2211-11042022	570-116212-83	PCB-70	32	
BA4C-SD3640-2211FD-11042022	570-116212-101	PCB-70	43	-29.33
BA4C-SD3640-2211-11042022	570-116212-83	PCB-74	19	
BA4C-SD3640-2211FD-11042022	570-116212-101	PCB-74	26	-31.11
BA4C-SD3640-2211-11042022	570-116212-83	PCB-77	7.9	
BA4C-SD3640-2211FD-11042022	570-116212-101	PCB-77	4.9	46.88
BA4C-SD3640-2211-11042022	570-116212-83	PCB-87	15	
BA4C-SD3640-2211FD-11042022	570-116212-101	PCB-87	19	-23.53
BA4C-SD3640-2211-11042022	570-116212-83	PCB-99	27	
BA4C-SD3640-2211FD-11042022	570-116212-101	PCB-99	27	0.00

Sample BA4C-SD4044 was duplicated with BA4C-SD4044 FD. Below are the detected analyte comparisons.

Field ID	Lab ID	chemical	result	RPD
BA4C-SD4044-2211-11042022	570-116212-84	PCB 209	3.4	
BA4C-SD4044-2211FD-11042022	570-116212-102	PCB 209	3.5	-2.90
BA4C-SD4044-2211-11042022	570-116212-84	PCB-101	19	
BA4C-SD4044-2211FD-11042022	570-116212-102	PCB-101	13	37.50
BA4C-SD4044-2211-11042022	570-116212-84	PCB-105	7.8	
BA4C-SD4044-2211FD-11042022	570-116212-102	PCB-105	28	-112.85
BA4C-SD4044-2211-11042022	570-116212-84	PCB-110	14	
BA4C-SD4044-2211FD-11042022	570-116212-102	PCB-110	16	-13.33
BA4C-SD4044-2211-11042022	570-116212-84	PCB-118	16	
BA4C-SD4044-2211FD-11042022	570-116212-102	PCB-118	31	-63.83
BA4C-SD4044-2211-11042022	570-116212-84	PCB-126	<DL	
BA4C-SD4044-2211FD-11042022	570-116212-102	PCB-126	26	200.00
BA4C-SD4044-2211-11042022	570-116212-84	PCB-128	3.0	
BA4C-SD4044-2211FD-11042022	570-116212-102	PCB-128	<DL	200.00
BA4C-SD4044-2211-11042022	570-116212-84	PCB-132/153	22	
BA4C-SD4044-2211-11042022	570-116212-84	PCB-138/158	17	
BA4C-SD4044-2211-11042022	570-116212-84	PCB-149	13	
BA4C-SD4044-2211FD-11042022	570-116212-102	PCB-149	11	16.67
BA4C-SD4044-2211-11042022	570-116212-84	PCB-151	5.8	
BA4C-SD4044-2211FD-11042022	570-116212-102	PCB-151	4.7	20.95
BA4C-SD4044-2211-11042022	570-116212-84	PCB-156	4.2	
BA4C-SD4044-2211FD-11042022	570-116212-102	PCB-156	2.8	40.00
BA4C-SD4044-2211-11042022	570-116212-84	PCB-157	<DL	
BA4C-SD4044-2211FD-11042022	570-116212-102	PCB-157	7.0	200.00
BA4C-SD4044-2211-11042022	570-116212-84	PCB-168	<DL	
BA4C-SD4044-2211FD-11042022	570-116212-102	PCB-168	14	200.00
BA4C-SD4044-2211-11042022	570-116212-84	PCB-170	4.0	
BA4C-SD4044-2211FD-11042022	570-116212-102	PCB-170	3.3	19.18
BA4C-SD4044-2211-11042022	570-116212-84	PCB-177	1.8	
BA4C-SD4044-2211FD-11042022	570-116212-102	PCB-177	<DL	200.00
BA4C-SD4044-2211-11042022	570-116212-84	PCB-18	3.8	
BA4C-SD4044-2211FD-11042022	570-116212-102	PCB-18	3.5	8.22
BA4C-SD4044-2211-11042022	570-116212-84	PCB-180	8.9	
BA4C-SD4044-2211FD-11042022	570-116212-102	PCB-180	5.7	43.84
BA4C-SD4044-2211-11042022	570-116212-84	PCB-183	2.0	
BA4C-SD4044-2211FD-11042022	570-116212-102	PCB-183	<DL	200.00
BA4C-SD4044-2211-11042022	570-116212-84	PCB-187	4.5	
BA4C-SD4044-2211FD-11042022	570-116212-102	PCB-187	4.0	11.76
BA4C-SD4044-2211-11042022	570-116212-84	PCB-194	2.9	
BA4C-SD4044-2211FD-11042022	570-116212-102	PCB-194	1.6	57.78
BA4C-SD4044-2211-11042022	570-116212-84	PCB-201	0.56	
BA4C-SD4044-2211FD-11042022	570-116212-102	PCB-201	<DL	200.00

Field ID	Lab ID	chemical	result	RPD
BA4C-SD4044-2211-11042022	570-116212-84	PCB-203	1.8	
BA4C-SD4044-2211FD-11042022	570-116212-102	PCB-203	<DL	200.00
BA4C-SD4044-2211-11042022	570-116212-84	PCB-206	1.4	
BA4C-SD4044-2211FD-11042022	570-116212-102	PCB-206	1.2	15.38
BA4C-SD4044-2211-11042022	570-116212-84	PCB-28	6.9	
BA4C-SD4044-2211FD-11042022	570-116212-102	PCB-28	5.0	31.93
BA4C-SD4044-2211-11042022	570-116212-84	PCB-31	4.0	
BA4C-SD4044-2211FD-11042022	570-116212-102	PCB-31	2.6	42.42
BA4C-SD4044-2211-11042022	570-116212-84	PCB-44	8.2	
BA4C-SD4044-2211FD-11042022	570-116212-102	PCB-44	7.4	10.26
BA4C-SD4044-2211-11042022	570-116212-84	PCB-49	6.9	
BA4C-SD4044-2211FD-11042022	570-116212-102	PCB-49	6.8	1.46
BA4C-SD4044-2211-11042022	570-116212-84	PCB-5/8	2.7	
BA4C-SD4044-2211FD-11042022	570-116212-102	PCB-5/8	2.1	25.00
BA4C-SD4044-2211-11042022	570-116212-84	PCB-52	11	
BA4C-SD4044-2211FD-11042022	570-116212-102	PCB-52	<DL	200.00
BA4C-SD4044-2211-11042022	570-116212-84	PCB-66	10	
BA4C-SD4044-2211FD-11042022	570-116212-102	PCB-66	6.3	45.40
BA4C-SD4044-2211-11042022	570-116212-84	PCB-70	16	
BA4C-SD4044-2211FD-11042022	570-116212-102	PCB-70	<DL	200.00
BA4C-SD4044-2211-11042022	570-116212-84	PCB-74	7.9	
BA4C-SD4044-2211FD-11042022	570-116212-102	PCB-74	5.2	41.22
BA4C-SD4044-2211-11042022	570-116212-84	PCB-87	6.0	
BA4C-SD4044-2211FD-11042022	570-116212-102	PCB-87	7.1	-16.79
BA4C-SD4044-2211-11042022	570-116212-84	PCB-99	9.2	
BA4C-SD4044-2211FD-11042022	570-116212-102	PCB-99	<DL	200.00

Sample BA4C-SD4448 was duplicated with BA4C-SD4448 FD. Below are the detected analyte comparisons.

Field ID	Lab ID	chemical	result	RPD
BA4C-SD4448-2211-11042022	570-116212-85	PCB 209	1.4	
BA4C-SD4448-2211FD-11042022	570-116212-103	PCB 209	1.1	24.00
BA4C-SD4448-2211-11042022	570-116212-85	PCB-101	21	
BA4C-SD4448-2211FD-11042022	570-116212-103	PCB-101	12	54.55
BA4C-SD4448-2211-11042022	570-116212-85	PCB-105	5.8	
BA4C-SD4448-2211FD-11042022	570-116212-103	PCB-105	5.0	14.81
BA4C-SD4448-2211-11042022	570-116212-85	PCB-110	17	
BA4C-SD4448-2211FD-11042022	570-116212-103	PCB-110	9.8	53.73
BA4C-SD4448-2211-11042022	570-116212-85	PCB-118	19	
BA4C-SD4448-2211FD-11042022	570-116212-103	PCB-118	12	45.16
BA4C-SD4448-2211-11042022	570-116212-85	PCB-128	3.5	
BA4C-SD4448-2211FD-11042022	570-116212-103	PCB-128	2.8	22.22

Field ID	Lab ID	chemical	result	RPD
BA4C-SD4448-2211-11042022	570-116212-85	PCB-132/153	24	
BA4C-SD4448-2211FD-11042022	570-116212-103	PCB-132/153	16	40.00
BA4C-SD4448-2211-11042022	570-116212-85	PCB-138/158	19	
BA4C-SD4448-2211FD-11042022	570-116212-103	PCB-138/158	11	53.33
BA4C-SD4448-2211-11042022	570-116212-85	PCB-149	16	
BA4C-SD4448-2211FD-11042022	570-116212-103	PCB-149	9.3	52.96
BA4C-SD4448-2211-11042022	570-116212-85	PCB-151	7.1	
BA4C-SD4448-2211FD-11042022	570-116212-103	PCB-151	4.1	53.57
BA4C-SD4448-2211-11042022	570-116212-85	PCB-156	4.0	
BA4C-SD4448-2211FD-11042022	570-116212-103	PCB-156	2.8	35.29
BA4C-SD4448-2211-11042022	570-116212-85	PCB-170	4.5	
BA4C-SD4448-2211FD-11042022	570-116212-103	PCB-170	2.9	43.24
BA4C-SD4448-2211-11042022	570-116212-85	PCB-177	1.7	
BA4C-SD4448-2211FD-11042022	570-116212-103	PCB-177	1.5	12.50
BA4C-SD4448-2211-11042022	570-116212-85	PCB-18	4.0	
BA4C-SD4448-2211FD-11042022	570-116212-103	PCB-18	3.4	16.22
BA4C-SD4448-2211-11042022	570-116212-85	PCB-180	9.5	
BA4C-SD4448-2211FD-11042022	570-116212-103	PCB-180	6.0	45.16
BA4C-SD4448-2211-11042022	570-116212-85	PCB-183	1.9	
BA4C-SD4448-2211FD-11042022	570-116212-103	PCB-183	1.4	30.30
BA4C-SD4448-2211-11042022	570-116212-85	PCB-187	4.5	
BA4C-SD4448-2211FD-11042022	570-116212-103	PCB-187	2.9	43.24
BA4C-SD4448-2211-11042022	570-116212-85	PCB-194	2.7	
BA4C-SD4448-2211FD-11042022	570-116212-103	PCB-194	<DL	200.00
BA4C-SD4448-2211-11042022	570-116212-85	PCB-203	3.0	
BA4C-SD4448-2211FD-11042022	570-116212-103	PCB-203	1.6	60.87
BA4C-SD4448-2211-11042022	570-116212-85	PCB-206	2.3	
BA4C-SD4448-2211FD-11042022	570-116212-103	PCB-206	<DL	200.00
BA4C-SD4448-2211-11042022	570-116212-85	PCB-28	7.8	
BA4C-SD4448-2211FD-11042022	570-116212-103	PCB-28	4.6	51.61
BA4C-SD4448-2211-11042022	570-116212-85	PCB-31	3.1	
BA4C-SD4448-2211FD-11042022	570-116212-103	PCB-31	2.0	43.14
BA4C-SD4448-2211-11042022	570-116212-85	PCB-44	15	
BA4C-SD4448-2211FD-11042022	570-116212-103	PCB-44	10	40.00
BA4C-SD4448-2211-11042022	570-116212-85	PCB-49	7.6	
BA4C-SD4448-2211FD-11042022	570-116212-103	PCB-49	4.5	51.24
BA4C-SD4448-2211-11042022	570-116212-85	PCB-5/8	2.4	
BA4C-SD4448-2211FD-11042022	570-116212-103	PCB-5/8	1.6	40.00
BA4C-SD4448-2211-11042022	570-116212-85	PCB-52	14	
BA4C-SD4448-2211FD-11042022	570-116212-103	PCB-52	8.0	54.55
BA4C-SD4448-2211-11042022	570-116212-85	PCB-66	12	
BA4C-SD4448-2211FD-11042022	570-116212-103	PCB-66	7.7	43.65
BA4C-SD4448-2211-11042022	570-116212-85	PCB-70	18	
BA4C-SD4448-2211FD-11042022	570-116212-103	PCB-70	12	40.00
BA4C-SD4448-2211-11042022	570-116212-85	PCB-74	9.3	

Field ID	Lab ID	chemical	result	RPD
BA4C-SD4448-2211FD-11042022	570-116212-103	PCB-74	6.0	43.14
BA4C-SD4448-2211-11042022	570-116212-85	PCB-87	6.8	
BA4C-SD4448-2211FD-11042022	570-116212-103	PCB-87	3.8	56.60
BA4C-SD4448-2211-11042022	570-116212-85	PCB-99	9.8	
BA4C-SD4448-2211FD-11042022	570-116212-103	PCB-99	7.1	31.95

Sample BA4C-SD4852 was duplicated with BA4C-SD4852 FD. Below are the detected analyte comparisons.

Field ID	Lab ID	chemical	result	RPD
BA4C-SD4852-2211-11042022	570-116212-86	PCB 209	3.6	
BA4C-SD4852-2211FD-11042022	570-116212-104	PCB 209	<DL	200.00
BA4C-SD4852-2211-11042022	570-116212-86	PCB-101	16	
BA4C-SD4852-2211FD-11042022	570-116212-104	PCB-101	24	-40.00
BA4C-SD4852-2211-11042022	570-116212-86	PCB-105	7.2	
BA4C-SD4852-2211FD-11042022	570-116212-104	PCB-105	13	-57.43
BA4C-SD4852-2211-11042022	570-116212-86	PCB-110	13	
BA4C-SD4852-2211FD-11042022	570-116212-104	PCB-110	27	-70.00
BA4C-SD4852-2211-11042022	570-116212-86	PCB-118	14	
BA4C-SD4852-2211FD-11042022	570-116212-104	PCB-118	18	-25.00
BA4C-SD4852-2211-11042022	570-116212-86	PCB-128	3.3	
BA4C-SD4852-2211FD-11042022	570-116212-104	PCB-128	<DL	200.00
BA4C-SD4852-2211-11042022	570-116212-86	PCB-132/153	19	
BA4C-SD4852-2211FD-11042022	570-116212-104	PCB-132/153	29	-41.67
BA4C-SD4852-2211-11042022	570-116212-86	PCB-138/158	18	
BA4C-SD4852-2211FD-11042022	570-116212-104	PCB-138/158	20	-10.53
BA4C-SD4852-2211-11042022	570-116212-86	PCB-149	9.9	
BA4C-SD4852-2211FD-11042022	570-116212-104	PCB-149	12	-19.18
BA4C-SD4852-2211-11042022	570-116212-86	PCB-151	5.3	
BA4C-SD4852-2211FD-11042022	570-116212-104	PCB-151	3.4	43.68
BA4C-SD4852-2211-11042022	570-116212-86	PCB-156	3.6	
BA4C-SD4852-2211FD-11042022	570-116212-104	PCB-156	3.2	11.76
BA4C-SD4852-2211-11042022	570-116212-86	PCB-170	2.8	
BA4C-SD4852-2211FD-11042022	570-116212-104	PCB-170	5.0	-56.41
BA4C-SD4852-2211-11042022	570-116212-86	PCB-177	1.9	
BA4C-SD4852-2211FD-11042022	570-116212-104	PCB-177	3.2	-50.98
BA4C-SD4852-2211-11042022	570-116212-86	PCB-18	3.2	
BA4C-SD4852-2211FD-11042022	570-116212-104	PCB-18	4.4	-31.58
BA4C-SD4852-2211-11042022	570-116212-86	PCB-180	7.8	
BA4C-SD4852-2211FD-11042022	570-116212-104	PCB-180	9.5	-19.65
BA4C-SD4852-2211-11042022	570-116212-86	PCB-183	1.8	
BA4C-SD4852-2211FD-11042022	570-116212-104	PCB-183	2.6	-36.36
BA4C-SD4852-2211-11042022	570-116212-86	PCB-187	3.3	

Field ID	Lab ID	chemical	result	RPD
BA4C-SD4852-2211FD-11042022	570-116212-104	PCB-187	4.4	-28.57
BA4C-SD4852-2211-11042022	570-116212-86	PCB-194	3.0	
BA4C-SD4852-2211FD-11042022	570-116212-104	PCB-194	<DL	200.00
BA4C-SD4852-2211-11042022	570-116212-86	PCB-203	2.3	
BA4C-SD4852-2211FD-11042022	570-116212-104	PCB-203	2.1	9.09
BA4C-SD4852-2211-11042022	570-116212-86	PCB-28	6.4	
BA4C-SD4852-2211FD-11042022	570-116212-104	PCB-28	6.8	-6.06
BA4C-SD4852-2211-11042022	570-116212-86	PCB-31	2.8	
BA4C-SD4852-2211FD-11042022	570-116212-104	PCB-31	5.5	-65.06
BA4C-SD4852-2211-11042022	570-116212-86	PCB-44	7.5	
BA4C-SD4852-2211FD-11042022	570-116212-104	PCB-44	19	-86.79
BA4C-SD4852-2211-11042022	570-116212-86	PCB-49	6.0	
BA4C-SD4852-2211FD-11042022	570-116212-104	PCB-49	9.4	-44.16
BA4C-SD4852-2211-11042022	570-116212-86	PCB-5/8	1.5	
BA4C-SD4852-2211FD-11042022	570-116212-104	PCB-5/8	4.1	-92.86
BA4C-SD4852-2211-11042022	570-116212-86	PCB-52	10	
BA4C-SD4852-2211FD-11042022	570-116212-104	PCB-52	15	-40.00
BA4C-SD4852-2211-11042022	570-116212-86	PCB-66	9.9	
BA4C-SD4852-2211FD-11042022	570-116212-104	PCB-66	19	-62.98
BA4C-SD4852-2211-11042022	570-116212-86	PCB-70	15	
BA4C-SD4852-2211FD-11042022	570-116212-104	PCB-70	15	0.00
BA4C-SD4852-2211-11042022	570-116212-86	PCB-74	7.6	
BA4C-SD4852-2211FD-11042022	570-116212-104	PCB-74	11	-36.56
BA4C-SD4852-2211-11042022	570-116212-86	PCB-77	<DL	
BA4C-SD4852-2211FD-11042022	570-116212-104	PCB-77	2.9	200.00
BA4C-SD4852-2211-11042022	570-116212-86	PCB-87	5.6	
BA4C-SD4852-2211FD-11042022	570-116212-104	PCB-87	8.1	-36.50
BA4C-SD4852-2211-11042022	570-116212-86	PCB-99	9.5	
BA4C-SD4852-2211FD-11042022	570-116212-104	PCB-99	13	-31.11

Sample BA4C-SD5256 was duplicated with BA4C-SD5256 FD. Below are the detected analyte comparisons.

Field ID	Lab ID	chemical	result	RPD
BA4C-SD5256-2211-11042022	570-116212-87	PCB-101	5.8	
BA4C-SD5256-2211FD-11042022	570-116212-105	PCB-101	7.0	-18.75
BA4C-SD5256-2211-11042022	570-116212-87	PCB-105	2.0	
BA4C-SD5256-2211FD-11042022	570-116212-105	PCB-105	2.5	-22.22
BA4C-SD5256-2211-11042022	570-116212-87	PCB-110	4.8	
BA4C-SD5256-2211FD-11042022	570-116212-105	PCB-110	7.8	-47.62
BA4C-SD5256-2211-11042022	570-116212-87	PCB-118	5.5	

Field ID	Lab ID	chemical	result	RPD
BA4C-SD5256-2211FD-11042022	570-116212-105	PCB-118	6.0	-8.70
BA4C-SD5256-2211-11042022	570-116212-87	PCB-128	<DL	
BA4C-SD5256-2211FD-11042022	570-116212-105	PCB-128	1.9	200.00
BA4C-SD5256-2211-11042022	570-116212-87	PCB-132/153	5.9	
BA4C-SD5256-2211FD-11042022	570-116212-105	PCB-132/153	7.1	-18.46
BA4C-SD5256-2211-11042022	570-116212-87	PCB-138/158	6.2	
BA4C-SD5256-2211FD-11042022	570-116212-105	PCB-138/158	5.3	15.65
BA4C-SD5256-2211-11042022	570-116212-87	PCB-149	3.6	
BA4C-SD5256-2211FD-11042022	570-116212-105	PCB-149	3.8	-5.41
BA4C-SD5256-2211-11042022	570-116212-87	PCB-151	2.4	
BA4C-SD5256-2211FD-11042022	570-116212-105	PCB-151	1.7	34.15
BA4C-SD5256-2211-11042022	570-116212-87	PCB-170	<DL	
BA4C-SD5256-2211FD-11042022	570-116212-105	PCB-170	1.5	200.00
BA4C-SD5256-2211-11042022	570-116212-87	PCB-177	<DL	
BA4C-SD5256-2211FD-11042022	570-116212-105	PCB-177	0.84	200.00
BA4C-SD5256-2211-11042022	570-116212-87	PCB-18	1.0	
BA4C-SD5256-2211FD-11042022	570-116212-105	PCB-18	1.6	-46.15
BA4C-SD5256-2211-11042022	570-116212-87	PCB-180	3.2	
BA4C-SD5256-2211FD-11042022	570-116212-105	PCB-180	3.2	0.00
BA4C-SD5256-2211-11042022	570-116212-87	PCB-183	1.1	
BA4C-SD5256-2211FD-11042022	570-116212-105	PCB-183	0.77	35.29
BA4C-SD5256-2211-11042022	570-116212-87	PCB-187	1.4	
BA4C-SD5256-2211FD-11042022	570-116212-105	PCB-187	1.3	7.41
BA4C-SD5256-2211-11042022	570-116212-87	PCB-28	2.4	
BA4C-SD5256-2211FD-11042022	570-116212-105	PCB-28	2.6	-8.00
BA4C-SD5256-2211-11042022	570-116212-87	PCB-31	0.44	
BA4C-SD5256-2211FD-11042022	570-116212-105	PCB-31	1.1	-85.71
BA4C-SD5256-2211-11042022	570-116212-87	PCB-44	3.5	
BA4C-SD5256-2211FD-11042022	570-116212-105	PCB-44	3.9	-10.81
BA4C-SD5256-2211-11042022	570-116212-87	PCB-49	2.1	
BA4C-SD5256-2211FD-11042022	570-116212-105	PCB-49	2.9	-32.00
BA4C-SD5256-2211-11042022	570-116212-87	PCB-5/8	0.67	
BA4C-SD5256-2211FD-11042022	570-116212-105	PCB-5/8	0.75	-11.27
BA4C-SD5256-2211-11042022	570-116212-87	PCB-52	3.5	
BA4C-SD5256-2211FD-11042022	570-116212-105	PCB-52	4.3	-20.51
BA4C-SD5256-2211-11042022	570-116212-87	PCB-66	3.4	
BA4C-SD5256-2211FD-11042022	570-116212-105	PCB-66	3.8	-11.11
BA4C-SD5256-2211-11042022	570-116212-87	PCB-70	4.9	
BA4C-SD5256-2211FD-11042022	570-116212-105	PCB-70	5.8	-16.82
BA4C-SD5256-2211-11042022	570-116212-87	PCB-74	2.9	
BA4C-SD5256-2211FD-11042022	570-116212-105	PCB-74	2.8	3.51
BA4C-SD5256-2211-11042022	570-116212-87	PCB-87	1.6	
BA4C-SD5256-2211FD-11042022	570-116212-105	PCB-87	2.2	-31.58
BA4C-SD5256-2211-11042022	570-116212-87	PCB-99	3.5	
BA4C-SD5256-2211FD-11042022	570-116212-105	PCB-99	3.6	-2.82

2.1.12 Target Compound Identification

Target Compounds were reviewed for their pattern responses and retention times.

2.1.13 Compound Quantitation and Reporting Limits

Reporting limits were verified to be equal to the Level of Detection (LOD). The LODs have been verified to meet or exceed the project required performance standards. Sample dilutions, cleanup concentrations, and moisture correction and reanalysis have been applied to all reportable results. Ten percent of the reported data was validated for quantification and qualifications. None of the data was miscalculated or patterns misidentified.

2.2 Pesticides by SW846-8270C-SIM

2.2.1 Sample Preservation, Handling, and Transport

All samples arrived at the laboratory intact, on time, and within preservation requirements. All QC requirements were met as required by the QAPP.

2.2.2 Chain of Custody and Holding Times

A cross reference of the COC and analytical report has concluded all extractions and analysis were performed within the required holding times.

2.2.3 Instrument Performance Checks

Data were verified that the mass spectral abundance and assignment are correct and within the method requirements. All samples were analyzed with an acceptable DFTPP performance check and within the 12-hour window requirement.

2.2.4 Initial Calibrations

All initial calibration average %RSD were within the method requirements.

2.2.5 Initial Calibration Verifications

The initial calibration curve was verified with a second source standard mix that contained all target compounds. All recoveries were acceptable.

2.2.6 Continuing Calibrations

Continuing Calibrations were performed with acceptable results on a 12-hour basis. Full data validation verified the raw data compared to the Form VII values. No discrepancies were revealed. Continuing calibration percent differences were within the requirements as stipulated with the following exception(s).

- Method 8270C_SIM_OCPes: The continuing calibration verification (CCV) associated with batch 570-287073 recovered above the upper control limit for 4,4'-

DDT. The associated sample is impacted: BA4DC-SD0406-2211 (116212-108 (DL)).

- The associated sample results are qualified UJ-C

2.2.7 Laboratory Blanks

Each analytical batch was represented with a MB. None of the data is qualified based on associated blank contaminations.

2.2.8 Laboratory Control Sample Recovery (Blank Spikes)

All LCS recoveries were within QC limits.

2.2.9 Surrogate Recoveries

All surrogate recoveries were within QC limits with the following exception(s).

- Method 8270C_SIM Because of dilutions (<2X), the surrogate spike concentration in the samples were reduced to a level where the recovery calculation does not provide useful information or the 1X analysis were within QC limits.
  - No data were qualified.

2.2.10 Matrix Spike/Matrix Spike Duplicate Recoveries

Matrix spike samples were not designated for this SDG.

2.2.11 Field QC Samples

2.2.11.1 Equipment and Field Blanks

No field or equipment blanks were submitted for this analysis.

2.2.11.2 Field Duplicate Agreement

Table 2-2
Field Duplicate Comparisons

Sample BA4C-SD0204 was duplicated with BA4C-SD0204-FD. Below are the detected analyte comparisons.

Field ID	Lab ID	**chemical**	result	RPD
BA4C-SD0204-2211-11042022	570-116212-73	2,4'-DDD	21	
BA4C-SD0204-2211FD-11042022	570-116212-91	2,4'-DDD	<DL	200
BA4C-SD0204-2211-11042022	570-116212-73	2,4'-DDE	220	
BA4C-SD0204-2211FD-11042022	570-116212-91	2,4'-DDE	190	14.63
BA4C-SD0204-2211-11042022	570-116212-73	4,4'-DDD	60	
BA4C-SD0204-2211FD-11042022	570-116212-91	4,4'-DDD	57	5.13
BA4C-SD0204-2211-11042022	570-116212-73	4,4'-DDE	1100	
BA4C-SD0204-2211FD-11042022	570-116212-91	4,4'-DDE	1100	0.00
BA4C-SD0204-2211-11042022	570-116212-73	4,4'-DDMU	990	

Field ID	Lab ID	chemical	result	RPD
BA4C-SD0204-2211FD-11042022	570-116212-91	4,4'-DDMU	730	30.23
BA4C-SD0204-2211-11042022	570-116212-73	4,4'-DDNU	85	
BA4C-SD0204-2211FD-11042022	570-116212-91	4,4'-DDNU	<DL	200

Sample BA2B-SD0204-2211-11032022 was duplicated with BA2B-SD0204-2211FD-11032022. Below are the detected analyte comparisons.

Field ID	Lab ID	chemical	result	RPD
BA4C-SD0406-2211-11042022	570-116212-74	2,4'-DDD	21	
BA4C-SD0406-2211FD-11042022	570-116212-92	2,4'-DDD	<DL	200
BA4C-SD0406-2211-11042022	570-116212-74	2,4'-DDE	170	
BA4C-SD0406-2211FD-11042022	570-116212-92	2,4'-DDE	170	0.00
BA4C-SD0406-2211-11042022	570-116212-74	4,4'-DDD	58	
BA4C-SD0406-2211FD-11042022	570-116212-92	4,4'-DDD	50	14.81
BA4C-SD0406-2211-11042022	570-116212-74	4,4'-DDE	1000	
BA4C-SD0406-2211FD-11042022	570-116212-92	4,4'-DDE	970	3.05
BA4C-SD0406-2211-11042022	570-116212-74	4,4'-DDMU	680	
BA4C-SD0406-2211FD-11042022	570-116212-92	4,4'-DDMU	600	12.50

Sample BA4C-SD0608 was duplicated with BA4C-SD0608 FD. Below are the detected analyte comparisons.

Field ID	Lab ID	chemical	result	RPD
BA4C-SD0608-2211-11042022	570-116212-75	2,4'-DDD	27	
BA4C-SD0608-2211FD-11042022	570-116212-93	2,4'-DDD	31	-13.79
BA4C-SD0608-2211-11042022	570-116212-75	2,4'-DDE	240	
BA4C-SD0608-2211FD-11042022	570-116212-93	2,4'-DDE	200	18.18
BA4C-SD0608-2211-11042022	570-116212-75	4,4'-DDD	53	
BA4C-SD0608-2211FD-11042022	570-116212-93	4,4'-DDD	57	-7.27
BA4C-SD0608-2211-11042022	570-116212-75	4,4'-DDE	1200	
BA4C-SD0608-2211FD-11042022	570-116212-93	4,4'-DDE	1300	-8.00
BA4C-SD0608-2211-11042022	570-116212-75	4,4'-DDMU	870	
BA4C-SD0608-2211FD-11042022	570-116212-93	4,4'-DDMU	870	0.00
BA4C-SD0608-2211-11042022	570-116212-75	4,4'-DDNU	70	
BA4C-SD0608-2211FD-11042022	570-116212-93	4,4'-DDNU	<DL	200.00

Sample BA4C-SD0812 was duplicated with BA4C-SD0812-FD. Below are the detected analyte comparisons.

Field ID	Lab ID	**chemical**	result	RPD
BA4C-SD0812-2211-11042022	570-116212-76	2,4'-DDD	24	
BA4C-SD0812-2211FD-11042022	570-116212-94	2,4'-DDD	36	-40.00
BA4C-SD0812-2211-11042022	570-116212-76	2,4'-DDE	260	
BA4C-SD0812-2211FD-11042022	570-116212-94	2,4'-DDE	290	-10.91
BA4C-SD0812-2211-11042022	570-116212-76	4,4'-DDD	69	
BA4C-SD0812-2211FD-11042022	570-116212-94	4,4'-DDD	94	-30.67
BA4C-SD0812-2211-11042022	570-116212-76	4,4'-DDE	1400	
BA4C-SD0812-2211FD-11042022	570-116212-94	4,4'-DDE	1700	-19.35
BA4C-SD0812-2211-11042022	570-116212-76	4,4'-DDMU	1100	
BA4C-SD0812-2211FD-11042022	570-116212-94	4,4'-DDMU	1300	-16.67
BA4C-SD0812-2211-11042022	570-116212-76	4,4'-DDNU	70	
BA4C-SD0812-2211FD-11042022	570-116212-94	4,4'-DDNU	<DL	200.00

Sample BA4C-SD1216 was duplicated with BA4C-SD1216-FD. Below are the detected analyte comparisons.

Field ID	Lab ID	**chemical**	result	RPD
BA4C-SD1216-2211-11042022	570-116212-77	2,4'-DDD	29	
BA4C-SD1216-2211FD-11042022	570-116212-95	2,4'-DDD	<DL	200.00
BA4C-SD1216-2211-11042022	570-116212-77	2,4'-DDE	290	
BA4C-SD1216-2211FD-11042022	570-116212-95	2,4'-DDE	370	-24.24
BA4C-SD1216-2211-11042022	570-116212-77	4,4'-DDD	89	
BA4C-SD1216-2211FD-11042022	570-116212-95	4,4'-DDD	130	-37.44
BA4C-SD1216-2211-11042022	570-116212-77	4,4'-DDE	1500	
BA4C-SD1216-2211FD-11042022	570-116212-95	4,4'-DDE	2100	-33.33
BA4C-SD1216-2211-11042022	570-116212-77	4,4'-DDMU	1300	
BA4C-SD1216-2211FD-11042022	570-116212-95	4,4'-DDMU	2400	-59.46
BA4C-SD1216-2211-11042022	570-116212-77	4,4'-DDT	77	
BA4C-SD1216-2211FD-11042022	570-116212-95	4,4'-DDT	<DL	200.00

Sample BA4C-SD1620 was duplicated with BA4C-SD1620 FD. Below are the detected analyte comparisons.

Field ID	Lab ID	**chemical**	result	RPD
BA4C-SD1620-2211-11042022	570-116212-78	2,4'-DDD	36	

Field ID	Lab ID	chemical	result	RPD
BA4C-SD1620-2211FD-11042022	570-116212-96	2,4'-DDD	<DL	200.00
BA4C-SD1620-2211-11042022	570-116212-78	2,4'-DDE	350	
BA4C-SD1620-2211FD-11042022	570-116212-96	2,4'-DDE	380	-8.22
BA4C-SD1620-2211-11042022	570-116212-78	4,4'-DDD	110	
BA4C-SD1620-2211FD-11042022	570-116212-96	4,4'-DDD	100	9.52
BA4C-SD1620-2211-11042022	570-116212-78	4,4'-DDE	1900	
BA4C-SD1620-2211FD-11042022	570-116212-96	4,4'-DDE	2000	-5.13
BA4C-SD1620-2211-11042022	570-116212-78	4,4'-DDMU	2000	
BA4C-SD1620-2211FD-11042022	570-116212-96	4,4'-DDMU	2500	-22.22

Sample BA4C-SD2024 was duplicated with BA4C-SD2024 FD. Below are the detected analyte comparisons.

Field ID	Lab ID	chemical	result	RPD
BA4C-SD2024-2211-11042022	570-116212-79	2,4'-DDD	<DL	
BA4C-SD2024-2211FD-11042022	570-116212-97	2,4'-DDD	47	200.00
BA4C-SD2024-2211-11042022	570-116212-79	2,4'-DDE	350	
BA4C-SD2024-2211FD-11042022	570-116212-97	2,4'-DDE	390	-10.81
BA4C-SD2024-2211-11042022	570-116212-79	4,4'-DDD	83	
BA4C-SD2024-2211FD-11042022	570-116212-97	4,4'-DDD	90	-8.09
BA4C-SD2024-2211-11042022	570-116212-79	4,4'-DDE	1900	
BA4C-SD2024-2211FD-11042022	570-116212-97	4,4'-DDE	2200	-14.63
BA4C-SD2024-2211-11042022	570-116212-79	4,4'-DDMU	1600	
BA4C-SD2024-2211FD-11042022	570-116212-97	4,4'-DDMU	2300	-35.90

Sample BA4C-SD2428 was duplicated with BA4C-SD2428 FD. Below are the detected analyte comparisons.

Field ID	Lab ID	chemical	result	RPD
BA4C-SD2428-2211-11042022	570-116212-80	2,4'-DDE	1100	
BA4C-SD2428-2211FD-11042022	570-116212-98	2,4'-DDE	1100	0.00
BA4C-SD2428-2211-11042022	570-116212-80	4,4'-DDD	170	
BA4C-SD2428-2211FD-11042022	570-116212-98	4,4'-DDD	250	-38.10
BA4C-SD2428-2211-11042022	570-116212-80	4,4'-DDE	5900	
BA4C-SD2428-2211FD-11042022	570-116212-98	4,4'-DDE	5800	1.71
BA4C-SD2428-2211-11042022	570-116212-80	4,4'-DDMU	3800	
BA4C-SD2428-2211FD-11042022	570-116212-98	4,4'-DDMU	8900	-80.31
BA4C-SD2428-2211-11042022	570-116212-80	2,4'-DDE	1100	

Field ID	Lab ID	chemical	result	RPD
BA4C-SD2428-2211FD-11042022	570-116212-98	2,4'-DDE	1100	0.00

Sample BA4C-SD2832 was duplicated with BA4C-SD2832 FD. Below are the detected analyte comparisons.

Field ID	Lab ID	chemical	result	RPD
BA4C-SD2832-2211-11042022	570-116212-81	2,4'-DDD	210	
BA4C-SD2832-2211FD-11042022	570-116212-99	2,4'-DDD	230	-9.09
BA4C-SD2832-2211-11042022	570-116212-81	2,4'-DDE	2100	
BA4C-SD2832-2211FD-11042022	570-116212-99	2,4'-DDE	4000	-62.30
BA4C-SD2832-2211-11042022	570-116212-81	4,4'-DDD	370	
BA4C-SD2832-2211FD-11042022	570-116212-99	4,4'-DDD	500	-29.89
BA4C-SD2832-2211-11042022	570-116212-81	4,4'-DDE	12000	
BA4C-SD2832-2211FD-11042022	570-116212-99	4,4'-DDE	2600	128.77
BA4C-SD2832-2211-11042022	570-116212-81	4,4'-DDMU	11000	
BA4C-SD2832-2211FD-11042022	570-116212-99	4,4'-DDMU	14000	-24.00
BA4C-SD2832-2211-11042022	570-116212-81	4,4'-DDNU	130	
BA4C-SD2832-2211FD-11042022	570-116212-99	4,4'-DDNU	<DL	200.00

Sample BA4C-SD3236 was duplicated with BA4C-SD3236 FD. Below are the detected analyte comparisons.

Field ID	Lab ID	chemical	result	RPD
BA4C-SD3236-2211-11042022	570-116212-82	2,4'-DDD	190	
BA4C-SD3236-2211FD-11042022	570-116212-100	2,4'-DDD	<DL	#VALUE!
BA4C-SD3236-2211-11042022	570-116212-82	2,4'-DDE	2400	
BA4C-SD3236-2211FD-11042022	570-116212-100	2,4'-DDE	7600	-104.00
BA4C-SD3236-2211-11042022	570-116212-82	4,4'-DDD	450	
BA4C-SD3236-2211FD-11042022	570-116212-100	4,4'-DDD	1900	-123.40
BA4C-SD3236-2211-11042022	570-116212-82	4,4'-DDE	12000	
BA4C-SD3236-2211FD-11042022	570-116212-100	4,4'-DDE	48000	-120.00
BA4C-SD3236-2211-11042022	570-116212-82	4,4'-DDMU	13000	
BA4C-SD3236-2211FD-11042022	570-116212-100	4,4'-DDMU	25000	-63.16

Sample BA4C-SD3640 was duplicated with BA4C-SD3640 FD. Below are the detected analyte comparisons.

Field ID	Lab ID	**chemical**	result	RPD
BA4C-SD3640-2211-11042022	570-116212-83	2,4'-DDD	130	
BA4C-SD3640-2211FD-11042022	570-116212-101	2,4'-DDD	130	0.00
BA4C-SD3640-2211-11042022	570-116212-83	2,4'-DDE	790	
BA4C-SD3640-2211FD-11042022	570-116212-101	2,4'-DDE	1100	-32.80
BA4C-SD3640-2211-11042022	570-116212-83	4,4'-DDD	370	
BA4C-SD3640-2211FD-11042022	570-116212-101	4,4'-DDD	360	2.74
BA4C-SD3640-2211-11042022	570-116212-83	4,4'-DDE	3900	
BA4C-SD3640-2211FD-11042022	570-116212-101	4,4'-DDE	5800	-39.18
BA4C-SD3640-2211-11042022	570-116212-83	4,4'-DDMU	5500	
BA4C-SD3640-2211FD-11042022	570-116212-101	4,4'-DDMU	4800	13.59

Sample BA4C-SD4044 was duplicated with BA4C-SD4044 FD. Below are the detected analyte comparisons.

Field ID	Lab ID	**chemical**	result	RPD
BA4C-SD4044-2211-11042022	570-116212-84	2,4'-DDD	35	
BA4C-SD4044-2211FD-11042022	570-116212-102	2,4'-DDD	25	33.33
BA4C-SD4044-2211-11042022	570-116212-84	2,4'-DDE	170	
BA4C-SD4044-2211FD-11042022	570-116212-102	2,4'-DDE	120	34.48
BA4C-SD4044-2211-11042022	570-116212-84	4,4'-DDD	76	
BA4C-SD4044-2211FD-11042022	570-116212-102	4,4'-DDD	68	11.11
BA4C-SD4044-2211-11042022	570-116212-84	4,4'-DDE	730	
BA4C-SD4044-2211FD-11042022	570-116212-102	4,4'-DDE	620	16.30
BA4C-SD4044-2211-11042022	570-116212-84	4,4'-DDMU	1600	
BA4C-SD4044-2211FD-11042022	570-116212-102	4,4'-DDMU	940	51.97
BA4C-SD4044-2211-11042022	570-116212-84	4,4'-DDT	<DL	
BA4C-SD4044-2211FD-11042022	570-116212-102	4,4'-DDT	33	200.00

Sample BA4C-SD4448 was duplicated with BA4C-SD4448 FD. Below are the detected analyte comparisons.

Field ID	Lab ID	**chemical**	result	RPD
BA4C-SD4448-2211-11042022	570-116212-85	2,4'-DDE	140	
BA4C-SD4448-2211FD-11042022	570-116212-103	2,4'-DDE	79	55.71
BA4C-SD4448-2211-11042022	570-116212-85	4,4'-DDD	<DL	
BA4C-SD4448-2211FD-11042022	570-116212-103	4,4'-DDD	34	200.00
BA4C-SD4448-2211-11042022	570-116212-85	4,4'-DDE	710	
BA4C-SD4448-2211FD-11042022	570-116212-103	4,4'-DDE	310	78.43
BA4C-SD4448-2211-11042022	570-116212-85	4,4'-DDMU	2300	

Field ID	Lab ID	chemical	result	RPD
BA4C-SD4448-2211FD-11042022	570-116212-103	4,4'-DDMU	1200	62.86

Sample BA4C-SD4852 was duplicated with BA4C-SD4852 FD. Below are the detected analyte comparisons.

Field ID	Lab ID	chemical	result	RPD
BA4C-SD4852-2211-11042022	570-116212-86	2,4'-DDE	140	
BA4C-SD4852-2211FD-11042022	570-116212-104	2,4'-DDE	230	-48.65
BA4C-SD4852-2211-11042022	570-116212-86	4,4'-DDD	49	
BA4C-SD4852-2211FD-11042022	570-116212-104	4,4'-DDD	110	-76.73
BA4C-SD4852-2211-11042022	570-116212-86	4,4'-DDE	610	
BA4C-SD4852-2211FD-11042022	570-116212-104	4,4'-DDE	920	-40.52
BA4C-SD4852-2211-11042022	570-116212-86	4,4'-DDMU	1400	
BA4C-SD4852-2211FD-11042022	570-116212-104	4,4'-DDMU	2900	-69.77

Sample BA4C-SD5256 was duplicated with BA4C-SD5256 FD. Below are the detected analyte comparisons.

Field ID	Lab ID	chemical	result	RPD
BA4C-SD5256-2211-11042022	570-116212-87	2,4'-DDE	27	
BA4C-SD5256-2211FD-11042022	570-116212-105	2,4'-DDE	52	-63.29
BA4C-SD5256-2211-11042022	570-116212-87	4,4'-DDD	<DL	
BA4C-SD5256-2211FD-11042022	570-116212-105	4,4'-DDD	19	200
BA4C-SD5256-2211-11042022	570-116212-87	4,4'-DDE	93	
BA4C-SD5256-2211FD-11042022	570-116212-105	4,4'-DDE	240	-88.29
BA4C-SD5256-2211-11042022	570-116212-87	4,4'-DDMU	550	
BA4C-SD5256-2211FD-11042022	570-116212-105	4,4'-DDMU	680	-21.14

2.2.12 Target Compound Identification

Target Compounds were reviewed for their pattern responses and retention times.

2.2.13 Compound Quantitation and Reporting Limits

Reporting limits were verified to be equal to the Level of Detection (LOD). The LODs have been verified to meet or exceed the project required performance standards. Sample dilutions, cleanup concentrations, and moisture correction and reanalysis have been applied to all reportable results. Ten percent of the reported data was validated for quantification and qualifications. None of the data was miscalculated or patterns misidentified. The laboratory notes the following elevated reporting limits.

2.3 Total Organic Carbon by SW846-9060A

2.3.1 Blanks

The MB reports detection in MB 580-421249 (152.2 mg/Kg). All associated samples report TOC detected >5X the blank. None of the data is qualified.

2.3.2 Laboratory Control Sample Recovery (Blank Spikes)

All LCS/D recoveries are within the laboratory established control limits.

2.3.3 Matrix Spike Recoveries

Samples BA3C-SD6064-2211 BA4B-SD2832, BA3DC-SD0812-2211, BA4C-SD6064-2211, and BA4DC-SD0406-221 were used for spiking. All TOC recoveries were within QC limits.

2.3.3.1 Laboratory Duplicate Result Agreement

Samples BA3C-SD6064-2211 BA4B-SD2832, BA3DC-SD0812-2211, and BA4C-SD6064-2211, were used for duplicating. All TOC recoveries were within QC limits.

2.3.4 Compound Quantitation and Reporting Limits

Reporting limits were verified to be equal to the LOD. Sample dilutions, cleanup concentrations, and moisture correction have been applied to all reportable results.

Appendix A

Level 4 Data Calculations

Data Validation calculations for
PALOS VERDES SHELF, MONTROSE CHEMICAL CORPORATION SUPERFUND SITE OU-5, REMEDIAL ACTION – MONITORED NATURAL RECOVERY COMPONENT
Jacobs Engineering Group, Inc.
68HE0318D0004, Task Order Number 68HE0921F0026
Performed by E-Lab Consultants
Eurofins/Calscience Environmental Testing SDG 570-116212-1

ICAL 4,4-DDNU/IS PHN-d10

26829		Inst; GCMSBBB		Lab ID; 570-283059		RRF	
Amount (units pg)	Response	ISTD Amt (pg units)	ISTD Resp	Rel. Resp.			Lab Reported Source Page 10902
2.0	514.0000	500.0	479908.0	0.54		0.26775965	0.2678
10.0	2787.0000	500.0	484746.0	2.87		0.28747014	0.2875
20.0	5387.0000	500.0	474953.0	5.67		0.28355437	0.2836
40.0	11277.0000	500.0	474293.0	11.89		0.29720552	0.2972
60.0	16520.0000	500.0	477537.0	17.30		0.28828482	0.2883
80.0	22699.0000	500.0	475050.0	23.89		0.29863962	0.2986
					AVG	0.28715235	0.2872
					COEF	0.99967316	
					RSD	3.88862609	3.9
(STDEV(G10:G14)/AVERAGE(G10:G14))*100							

$$RF = \frac{(A1_x + A2_x)C_{is}}{(A1_{is} + A2_{is})C_x}$$

where:
$A1_x$ and $A2_x$ = The measured areas at the primary and secondary m/z's for the PCB
$A1_{is}$ and $A2_{is}$ = The measured areas at the primary and secondary m/z's for the internal standard
C_{is} = The concentration of the internal standard (Table 5)
C_x = The concentration of the compound in the calibration standard (Table 5)

Average

$$\overline{RRF} = \sum_{i=1}^{n} \frac{x_i}{n}$$

where: $\overline{RRF}$ = Mean relative response factor.
x_i = RRF of the compound at concentration i.
n = Number of concentration values, in this case 5.

RSD%

$$\%RSD = \frac{SD_{RRF}}{\overline{RRF}} \times 100$$

and

$$SD_{RRF} = \sqrt{\sum_{i=1}^{N} \frac{(RRF_i - \overline{RRF})^2}{N - 1}}$$

where: SD_{RRF} = Standard deviation of initial response factors (per compound).
RRF_i = Relative response factor at a concentration level i.
$\overline{RRF}$ = Mean of initial relative response factors (per compound).

ICV/CCV (form 7)

QC type	Analyte	spike recovery (units)	spike amount units	%D	reported by lab	Source page
ICV	4,4-DDNU	0.0412	0.04	3.0	2.9	11587
CCV	4,4-DDNU	0.04	0.04	0	0	11590

LCS Recoveries

Analyte	spike added	LCS recovery	%Recovery	Lab reported	Source Page
4,4-DDD	5	4.801	96.02	96	9036

Surrogate Recoveries

Analyte	sample ID	amount detected	amount injected	DV recovery %	Lab reported	Source Page
Tetrachloro-m-xylene	BA2DC-SD0002-2211	155	200	77.5	78	9129

%D

$$\%D = \frac{RRF_c - \overline{RRF_i}}{\overline{RRF_i}} \times 100$$

where: RRF_c = RRF of the compound in the continuing calibration standard.
$\overline{RRF_i}$ = Mean RRF of the compound in the most recent initial calibration.

Back Calculation of Data for Validation

Sample Name:	BA2DC-SD4852-2211	570-116212-15								
Analyte	Response Analyte (Area)	Response Assoc. ISTD	Conc Assoc. ISTD (ug/L)	Analyte RRF (from ICAL)	Spl Mass (g)	Spl % Moisture	Ext Vol (mL)	Dilution Factor	DV Analyte Conc	Lab reported
2,4-DDD/cry	194	203296	500	0.492	20.52	28.5	2	50	6.60989	6.6
Source page	9335	9335	9335	11047	9334	9334	9334	9334	Calculated	9334
calculation notation	B40	C40	D40	E40	F40	G40	H40	I40		
calculation	((B40*D40*H40*I40)/(C40*E40*(F40*((100-G40)/100))))/10									

Sample Name:	BA3B-SD0002-2211	570-116212-17								
Analyte	Response Analyte (Area)	Response Assoc. ISTD	Conc Assoc. ISTD (ug/L)	Analyte RRF (from ICAL)	Spl Mass (g)	Spl % Moisture	Ext Vol (uL)	Dilution Factor	DV Analyte Conc	Lab reported
2,4-DDD/cry	430	205698	500	0.492	19.23	39.4	2	100	36.46040	36
Source page	9366	9366	9366	11047	9365	9365	9365	9365		9365
calculation notation	B40	C40	D40	E40	F40	G40	H40	I40		

$$C_{ex}\ (ng/mL) = \frac{(A1_x + A2_x)C_{is}}{(A1_{is} + A2_{is})RR}$$

where:
C_{ex} = concentration of the PCB in the extract (ng/mL) and the other terms are as defined in Section 10.5.1

Data Validation calculations for
PALOS VERDES SHELF, MONTROSE CHEMICAL CORPORATION SUPERFUND SITE OU-5, REMEDIAL ACTION – MONITORED NATURAL RECOVERY COMPONENT
Jacobs Engineering Group, Inc.
68HE0318D0004, Task Order Number 68HE0921F0026
Performed by E-Lab Consultants

Sample Name:	BA3B-SD0204-2211	570-116212-18		IC 570-285875						
Analyte	Response Analyte (Area)	Response Assoc. ISTD	Conc Assoc. ISTD (ug/L)	Analyte RRF (from ICAL)	Spl Mass (g)	Spl % Moisture	Ext Vol (mL)	Dilution Factor	DV Analyte Conc	Lab reported
2,4-DDD/cry	1877	326729	500	0.606	20.09	37.4	2	50	37.68944	38
Source page	9378	9378	9378	11288	9376	9376	9376	9376		9376
calculation notation	B40	C40	D40	E40	F40	G40	H40	I40		

Sample Name:	BA2DC-SD0812-2211	570-116212-5		IC 570-285875						
Analyte	Response Analyte (Area)	Response Assoc. ISTD	Conc Assoc. ISTD (ug/L)	Analyte RRF (from ICAL)	Spl Mass (g)	Spl % Moisture	Ext Vol (mL)	Dilution Factor	DV Analyte Conc	Lab reported
4,4'-DDMU/phn	2325	343965	500	0.2115	19.25	27.5	2	50	114.49845	110
Source page	9205			11047	9204					9204
calculation notation	B40	C40	D40	E40	F40	G40	H40	I40		

Sample Name:	BA2DC-SD1620-2211	570-116212-7		IC 570-285875						
Analyte	Response Analyte (Area)	Response Assoc. ISTD	Conc Assoc. ISTD (ug/L)	Analyte RRF (from ICAL)	Spl Mass (g)	Spl % Moisture	Ext Vol (mL)	Dilution Factor	DV Analyte Conc	Lab reported
4,4'-DDMU/phn	3849	333643	500	0.2115	19.97	28.1	2	50	189.94093	190
Source page	9225			11047	9224					9224
calculation notation	B40	C40	D40	E40	F40	G40	H40	I40		

Sample Name:	BA2DC-SD2024-2211	570-116212-8		IC 570-285875						
Analyte	Response Analyte (Area)	Response Assoc. ISTD	Conc Assoc. ISTD (ug/L)	Analyte RRF (from ICAL)	Spl Mass (g)	Spl % Moisture	Ext Vol (mL)	Dilution Factor	DV Analyte Conc	Lab reported
4,4'-DDMU/phn	7978	345331	500	0.2115	20.3	26.9	2	50	368.04819	370
Source page	9237			11047	9236					9236
calculation notation	B40	C40	D40	E40	F40	G40	H40	I40		

Sample Name:	BA2DC-SD2428-2211	570-116212-9		IC 570-285875						
Analyte	Response Analyte (Area)	Response Assoc. ISTD	Conc Assoc. ISTD (ug/L)	Analyte RRF (from ICAL)	Spl Mass (g)	Spl % Moisture	Ext Vol (mL)	Dilution Factor	DV Analyte Conc	Lab reported
4,4'-DDMU/phn	5266	350043	500	0.2115	19.42	29.9	2	100	522.49464	520
Source page	9251			11047	9250					9250
calculation notation	B40	C40	D40	E40	F40	G40	H40	I40		

Sample Name:	BA3C-SD4852-2211	570-116212-39		IC 570-285875						
Analyte	Response Analyte (Area)	Response Assoc. ISTD	Conc Assoc. ISTD (ug/L)	Analyte RRF (from ICAL)	Spl Mass (g)	Spl % Moisture	Ext Vol (mL)	Dilution Factor	DV Analyte Conc	Lab reported
4,4'-DDMU/phn	1148	334589	500	0.2115	19.55	31.4	2	500	604.81003	600
Source page	9692			11047	9691					9691
calculation notation	B40	C40	D40	E40	F40	G40	H40	I40		

Sample Name:	BA3DC-SD0812-2211	570-116212-49		IC 570-285875						
Analyte	Response Analyte (Area)	Response Assoc. ISTD	Conc Assoc. ISTD (ug/L)	Analyte RRF (from ICAL)	Spl Mass (g)	Spl % Moisture	Ext Vol (mL)	Dilution Factor	DV Analyte Conc	Lab reported
4,4'-DDMU/phn	7759	329680	500	0.2115	20.82	32.4	2	20	158.12675	160
Source page	9815			11047	9814					9814
calculation notation	B40	C40	D40	E40	F40	G40	H40	I40		

Data Validation calculations for
PALOS VERDES SHELF, MONTROSE CHEMICAL CORPORATION SUPERFUND SITE OU-5, REMEDIAL ACTION – MONITORED NATURAL RECOVERY COMPONENT
Jacobs Engineering Group, Inc.
68HE0318D0004, Task Order Number 68HE0921F0026
Performed by E-Lab Consultants

Sample Name:	BA3DC-SD4044-2211	570-116212-57		IC 570-285875						
Analyte	Response Analyte (Area)	Response Assoc. ISTD	Conc Assoc. ISTD (ug/L)	Analyte RRF (from ICAL)	Spl Mass (g)	Spl % Moisture	Ext Vol (mL)	Dilution Factor	DV Analyte Conc	Lab reported
4,4-DDE/cry	3977	235686	500	0.2121	19.94	31.1	2	100	579.07759	580
Source page	9918			11047	9917					9917
calculation notation	B40	C40	D40	E40	F40	G40	H40	I40		

Sample Name:	BA4C-SD4852-2211FD	570-116212-104		IC 570-289444						
Analyte	Response Analyte (Area)	Response Assoc. ISTD	Conc Assoc. ISTD (ug/L)	Analyte RRF (from ICAL)	Spl Mass (g)	Spl % Moisture	Ext Vol (mL)	Dilution Factor	DV Analyte Conc	
4,4-DDE/cry	1062	112835	500	0.3712	20.31	32.1	2	500	919.31220	920
Source page	10550			11490	10549					10549
calculation notation	B40	C40	D40	E40	F40	G40	H40	I40		

Sample Name:	BA4DC-SD0002-2211	570-116212-106		IC 570-293653						
Analyte	Response Analyte (Area)	Response Assoc. ISTD	Conc Assoc. ISTD (ug/L)	Analyte RRF (from ICAL)	Spl Mass (g)	Spl % Moisture	Ext Vol (mL)	Dilution Factor	DV Analyte Conc	Lab reported
4,4'-DDD/cry	624	324087	500	0.633	20.05	44.4	2	50	13.64269	14
Source page	10572				10571					10571
calculation notation	B40	C40	D40	E40	F40	G40	H40	I40		

Sample Name:	BA4DC-SD1620-2211	570-116212-112								
Analyte	Response Analyte (Area)	Response Assoc. ISTD	Conc Assoc. ISTD (ug/L)	Analyte RRF (from ICAL)	Spl Mass (g)	Spl % Moisture	Ext Vol (mL)	Dilution Factor	DV Analyte Conc	Lab reported
2,4-DDE/phn	5303	446730	500	0.368	20.18	37.6	2	50	128.08343	130
Source page				110490	10657					
calculation notation	B40	C40	D40	E40	F40	G40	H40	I40		

Appendix B

Communications

This page left intentionally blank

Appendix C

Qualified Data Table

#sys_sample_code	lab_sample_id	**lab_anl_method_name**	**chemical_name**	result_value	lab_qualifiers	validator_qualifiers	**Reason Code**
BA4DC-SD0406-2211-11042022	570-116212-108	SW8270CSIM	2,4'-DDT	<8.2	U	UJ	C

ATTACHMENT

Introduction

This data validation report (DVR) contains the results of the data validation conducted for one sample collected and analyzed as part of the Remedial Action – Monitored Natural Recovery Component, Palos Verdes Shelf located in Los Angeles County, California. This sample was reported in an amended report from the laboratory due to the sample not being reported with the initial laboratory report.

This sample, listed in Table 1-1 below, was analyzed in accordance with the approved United States Environmental Protection Agency Solid Waste 846 Compendium sample specific methods or approved laboratory standard operating procedures.

Table 1-1 Field Sample and Laboratory ID Numbers

Field I.D.	Lab I.D.	Matrix	Date Collected	Purpose	Analytical Methods
BA4B-SD0406-2211	570-116212-62	SE	11/4/2022 13:12	N	SW 846 8270C SIM – Organochlorine Pesticides (GC/MS SIM)

This DVR is conducted per the analysis requested on the chain of custody in accordance with the Final Quality Assurance Project Plan for Sediment Sampling Program 2022 (QAPP). The data were evaluated against the quantitative acceptance limits given in the QAPP for the data quality parameters required by the QAPP.

In accordance with QAPP, a review of the data was conducted independent of the laboratory. This review consisted of an evaluation of laboratory performance criteria from the case narrative and an evaluation of the sample-specific criteria included in the laboratory data packages in accordance with the method specific guidance documents. The validation consists of an evaluation of the chain of custody and associated laboratory sample receipt forms, proper sample preservations, holding times, initial calibration and continuing calibration procedures and results, laboratory control sample (LCS) and duplicate (LCSD) accuracy and precision, and method blanks.

Additional review included:

- Organic Analysis: internal standards, surrogate recoveries, instrument tuning, initial calibration, second source calibration verification, continuing calibration verification, internal standards, degradation summaries, retention times, and second column or second detector confirmations.

Analytical Data

The sediment sample was collected on November 4, 2022. This sample was collected with the remaining samples in the laboratory report 570-116212-1 and 570-116212-2. These sample results were validated independently and the results of that validation are reported separately.

Sediment sample analyses were performed by Eurofins CalScience in Tustin, CA. Samples were shipped by overnight carrier to the laboratory for analysis. The sample deliver groups (SDGs) were evaluated by Jacob's chemists for data quality. Analytical performance was initially assessed on an SDG or an analytical batch basis.

Data flags were assigned according to the QC acceptance limits defined in the QAPP. The data validation flags for each SDG are summarized in each data quality validation report. These flags, and the reason for each flag, are entered into the electronic database and are available to data users. Multiple flags can routinely be applied to a specific sample method/matrix/analyte combination, but there will be only one final flag. As discussed below, a final flag is applied to the data on the basis of the flags entered into the database and is the most conservative of the applied validation flags. The final flag also includes matrix and blank sample impacts.

The data flags are those listed in the QAPP and are defined as follows:

J = Analyte concentration considered an estimated value because one or more QC specifications were not met, or concentration is greater than the method detection limit (MDL) but less than the project quantitation limit.

J+ = Analyte concentration considered an estimated value because one or more QC specifications were not met and biased high.

J- = Analyte concentration considered an estimated value because one or more QC specifications were not met and biased low.

R = Rejected result; identification and/or quantitation could not be verified because critical QC specifications were not met.

U = Analyte was not detected.

UJ = Analyte was not detected. The sample quantitation limit is estimated.

Data Validation Results

The overall summaries of the data validation findings are summarized in the method sections below:

Pesticides by SW846-8270C-SIM

Sample Preservation, Handling, and Transport

All samples arrived at the laboratory intact, on time, and within preservation requirements. All QC requirements were met as required by the QAPP.

Chain of Custody and Holding Times

A cross reference of the Chain of Custody and analytical report has concluded all extractions and analysis were performed within the required holding times.

Instrument Performance Checks

Data were verified that the mass spectral abundance and assignment are correct and within the method requirements. All samples were analyzed with an acceptable DFTPP performance check and within the 12-hour window requirement.

Initial Calibrations

All initial calibration average %RSD were within the method requirements.

Initial Calibration Verifications

The initial calibration curve was verified with a second source standard mix that contained all target compounds. All recoveries were acceptable.

Continuing Calibrations

Continuing calibrations were performed with acceptable results. Full data validation verified the raw data compared to the Form VII values and no discrepancies were revealed. Continuing calibration percent differences were within the method requirements.

2.2.7 Laboratory Blanks

Each analytical batch was represented with a method blank. No data is qualified based on associated blank contaminations.

2.2.8 Laboratory Control Sample Recovery

All LCS and LCSD recoveries were within QC limits.

2.2.9 Surrogate Recoveries

All surrogate recoveries were within QC limits with exception of the sample dilution analysis that was performed at a dilution where the recovery calculation for the surrogate does not provide useful information. The original analysis surrogate recoveries were within acceptance limits. No data were qualified.

2.2.10 Matrix Spike/Matrix Spike Duplicate Recoveries

Matrix spike samples were not designated for this SDG.

2.2.11 Field QC Samples

2.2.11.1 Equipment and Field Blanks

No field or equipment blanks were submitted for this analysis.

2.2.11.2 Field Duplicate Agreement

The evaluation of the field duplicates is reported in the separate data validation report for 570-116212-1 and 570-116212-2.

2.2.12 Target Compound Identification

Target Compounds were reviewed for their pattern responses and retention times.

2.2.13 Compound Quantitation and Reporting Limits

Reporting limits were verified to be equal to the Level of Detection (LOD). The LODs have been verified to meet or exceed the project required performance standards. Sample dilutions, cleanup concentrations, and moisture correction and reanalysis have been applied to all reportable results. Ten percent of the reported data was validated for quantification and qualifications. None of the data was miscalculated or patterns misidentified.

Overall Flagging Summary

No data were flagged for this sample.

COVER LETTER

August 8, 2023

Ref; Eurofins/Calscience Environmental Testing SDG 570-116230-1,-2, and -3 (03/31/2023)

Attn; Jeremy Bishop

Jacobs Engineering Group, Inc.
1100 NE Circle Blvd
Suite 300
Corvallis, Oregon 9733

Enclosed is the data validation reports for PALOS VERDES SHELF, MONTROSE CHEMICAL CORPORATION SUPERFUND SITE OU-5, REMEDIAL ACTION – MONITORED NATURAL RECOVERY COMPONENT

The specific sample identifications are listed in the Sample Identification Table. The data packages were reviewed according to the Final Quality Assurance Plan for Sediment Sampling Program 2022 (Rev 0) and the following guidance documents, as applicable: National Functional Guidelines for Organic Superfund Methods Data Review, National Functional Guidelines for Inorganic Superfund Methods Data Review (01/2020), Laboratory method specific Standard Operating Procedures.

Larry Duty
Data Validation Project Manager

Table of Contents

List of Tables....iii
List of Appendices....iv
Acronyms and Abbreviations....v

1.0 INTRODUCTION....1-1
2.0 DATA VALIDATION RESULTS....2-1
2.1 PCBs by SW846-8270C-SIM....2-1
2.1.1 Sample Preservation, Handling, and Transport....2-1
2.1.2 Chain of Custody and Holding Times....2-1
2.1.3 Instrument Performance Checks....2-1
2.1.4 Initial Calibrations....2-1
2.1.5 Initial Calibration Verifications....2-1
2.1.6 Continuing Calibrations....2-1
2.1.7 Laboratory Blanks....2-2
2.1.8 Laboratory Control Sample Recovery (Blank Spikes)....2-2
2.1.9 Surrogate Recoveries....2-2
2.1.10 Matrix Spike/Matrix Spike Duplicate Recoveries....2-2
2.1.11 Target Compound Identification....2-2
2.1.12 Compound Quantitation and Reporting Limits....2-2
2.2 Pesticides by SW846-8270C-SIM....2-2
2.2.1 Sample Preservation, Handling, and Transport....2-2
2.2.2 Chain of Custody and Holding Times....2-2
2.2.3 Instrument Performance Checks....2-3
2.2.4 Initial Calibrations....2-3
2.2.5 Initial Calibration Verifications....2-3
2.2.6 Continuing Calibrations....2-3
2.2.7 Laboratory Blanks....2-3
2.2.8 Laboratory Control Sample Recovery (Blank Spikes)....2-3
2.2.9 Surrogate Recoveries....2-3
2.2.10 Matrix Spike/Matrix Spike Duplicate Recoveries....2-3
2.2.11 Target Compound Identification....2-4
2.2.12 Compound Quantitation and Reporting Limits....2-4
2.3 Total Organic Carbon by SW846-9060A....2-4
2.3.1 Blanks....2-4
2.3.2 Laboratory Control Sample Recovery (Blank Spikes)....2-4
2.3.3 Matrix Spike Recoveries....2-4
2.3.3.1 Laboratory Duplicate Result Agreement....2-4
2.3.4 Compound Quantitation and Reporting Limits....2-4
2.4 Field Duplicate Field Duplicate Comparisons....2-5

List of Tables

Table 1-1 Field Sample and Laboratory ID Numbers....1-2
Table 1-2 Data Qualifier References....1-8
Table 1-3 Data Review Qualifier Codes....1-9

Table 2-1 Field Duplicates 2-5
Table 2-2 Field Duplicates Comparison.....2-5

List of Appendices

Appendix A Level 4 Data Calculations
Appendix B Communications
Appendix C Qualified Data Table

Acronyms and Abbreviations

Following is a list of acronyms and abbreviations that may be used in data validation reports.

%D	percent difference	DFTPP	decafluorotriphenylphosphine
%R	percent recovery	DOD	Department Of Defense
µg/L	microgram per liter	DQAR	data quality assessment report
mg/L	milligram per liter	DUP	laboratory duplicate
pg/L	picogram per liter	DVP	data validation procedure
µg/kg	microgram per kilogram	EDB	ethylene dibromide
mg/kg	Milligram per kilogram	EDL	estimated detection limit
ng/kg	nanogram per kilogram	EICP	extracted ion current profile
pg/g	picogram per gram	EPA	Environmental Protection Agency, United States
AA	atomic absorption	EB	equipment blank
ARRF	average relative response factor	FB	field blank
BFB	bromofluorobenzene	GC	gas chromatography
BNA	base/neutral/acid compounds	GC/ECD	gas chromatography/electron capture detector
CCB	continuing calibration blank	GC/ELCD	gas chromatography/electrolytic conductivity detector (Hall detector)
CCC	calibration check compound	GC/FPD	gas chromatography/flame photometric detector
CCV	continuing calibration verification	GC/MS	gas chromatography/mass spectrometry
CF	calibration factor	GC/PID	gas chromatography/photoionization detector
CLP	Contract Laboratory Program	GFAA	graphite furnace atomic absorption
COC	chain of custody record	GPC	gel permeation chromatography
COD	chemical oxygen demand	Hg	mercury
CTO	contract task order	HPLC	high-performance liquid chromatography

CVAA	cold vapor atomic absorption	HRGC/HRMS	high resolution gas chromatography/high resolution mass spectrometry
DBCP	Dibromochloropropane	RF r2	response factor coefficient of determination
DCB	decachlorobiphenyl	RICRF	reconstructed ion chromatogram response factor
4,4'-DDD	4,4'-dichlorodiphenyldichloroethane	RLRIC	reporting limit reconstructed ion chromatogram
4,4'-DDE	4,4'-dichlorodiphenyldichloroethylene	RPDRL	relative percent difference reporting limit
4,4'-DDT	4,4'-dichlorodiphenyltrichloroethane	RRFRPD	relative response factor relative percent difference
ICV	initial calibration verification	RRT RRF	relative retention time relative response factor
IDL	instrument detection limit	RSDRRT	relative standard deviation relative retention time
IR	infrared spectroscopy	RTRSD	retention time relative standard deviation
IRP	installation restoration program	RT	retention time
IS	internal standards	HT	holding time
LCS	laboratory control sample	ICB	initial calibration blank
MBAS	methyl blue active substance	ICP	inductively coupled plasma
MDL	method detection limit	ICS	interference check sample
MS	matrix spike	SDG	sample delivery group
MSA	method of standard addition	SICP	selected ion current profiles
MSD	matrix spike duplicate	s/n	signal to noise ratio
m/z	mass to charge ratio	SOP	standard operating procedure
NFESC	Naval Facilities Engineering Services Center	SOW	statement of work
OP	organophosphorus	SPCC	system performance check compound

PAH	polynuclear aromatic hydrocarbon	SRM	standard reference material
PARCC	precision, accuracy, representativeness, comparability, completeness	SVOC	semivolatile organic compound
PCB	polychlorinated biphenyl	TB	trip blank
PCDD	polychlorinated dibenzodioxin	TCDD	tetrachlorodibenzodioxin
PCDF	polychlorinated dibenzofuran	TCX	tetrachloro-m-xylene
PE	performance evaluation	TDS	total dissolved solids
PEM	performance evaluation mixture	TIC	tentatively identified compound
PFK	perfluorokerosene	TOC	total organic carbon
PQO	project quality objective	TOX	total organic halides
QAPFK	quality assurance perfluorokerosene	TPHE	total petroleum hydrocarbons as extractables
QACQA	quality assurance coordinator quality assurance	UV/VIS	ultraviolet/visible
QAPPQAC	quality assurance project plan quality assurance coordinator	VOA	volatile organic analysis
QCQAPP	quality control quality assurance project plan	VOC	volatile organic compound
QSM QC	quality system manual quality control	VTSR	validated time of sample receipt
rQSM	correlation coefficient quality system manual	WDM	window defining mixture
r2r	coefficient of determination correlation coefficient	DDMU	Benzene, 1,1'-(chloroethenylidene)bis[4-chloro-
DDNU	1,1-Bis(4-chlorophenyl)ethene		

1.0 INTRODUCTION

This data validation report (DVR) contains the results of the data validation conducted for samples collected and analyzed as part of the Remedial Action – Monitored Natural Recovery Component, Palos Verdes Shelf located in Los Angeles County, California. The investigation was conducted according to contract number 68HE0318D0004, Task Order Number 68HE0921F0026. This DVR was subcontracted to E-Lab Consultants (purchase order number; 148044996) from CH2M Hill, Inc. to serve third party data assessment purposes and evaluates the laboratory data contained in the Sample Delivery Group (SDG) listed in **Table 1-1**.

These samples were analyzed in accordance with the approved United States Environmental Protection Agency Solid Waste 846 Compendium sample specific methods or approved laboratory standard operating procedures. **Table 1-1** provides a list of the samples collected, a laboratory sample number cross-reference, sample matrix, date collected, sample purpose, and analytical methods performed for each sample pertaining to this DVR. This DVR is conducted per the analysis requested on the COC in accordance with the Final Quality Assurance Project Plan for Sediment Sampling Program 2022 (QAPP).

The data were evaluated against the quantitative acceptance limits given in the QAPP for the data quality parameters required by the QAPP. **Appendix A** contains full data validation calculations, **Appendix B** contains e-mail communication between Jacobs/Elab/Laboratory, and **Appendix C** contains the qualified data table.

In accordance with QAPP, a review of the data was conducted independent of the laboratory. This review consisted of an evaluation of laboratory performance criteria from the case narrative and an evaluation of the sample-specific criteria included in the laboratory data packages in accordance with the method specific guidance documents.

The validation consists of an evaluation of the chain of custody and associated laboratory sample receipt forms, proper sample preservations, holding times, initial calibration and continuing calibration procedures and results, laboratory control sample (LCS) (and duplicate [LCSD] if reported) accuracy and precision, matrix spike (MS) and matrix spike duplicate (MSD) sample analyses, method blanks, field blanks, and field duplicate precision.

Additional (as applicable) review included;

- Organic Analysis; internal standards, surrogate recoveries, instrument tuning, initial calibration, second source calibration verification, continuing calibration verification, internal standards, degradation summaries, retention times, second column or second detector confirmations

- Inorganic Analysis; Laboratory duplicate precision, instrument tuning, initial calibration, Low-Level Calibration Check Standard, initial and continuing calibration verification, initial and continuing calibration blanks, interference check sample, internal standards, serial dilution results, post digestion spike recoveries, interelement correction factors

The results of the independent data review are presented in **Section 2.0**.

Table 1-1 Field Sample and Laboratory ID Numbers

Field I.D.	Lab I.D.	Matrix	Date Collected	Purpose	Analytical Methods
BA5B-SD0002-2211	570-116230-1	SE	11/05/22 07:47	N	A,B,C
BA5B-SD0204-2211	570-116230-2	SE	11/05/22 07:48	N	A,B,C
BA5B-SD0406-2211	570-116230-3	SE	11/05/22 07:50	N	A,B,C
BA5B-SD0608-2211	570-116230-4	SE	11/05/22 07:51	N	A,B,C
BA5B-SD0812-2211	570-116230-5	SE	11/05/22 07:52	N	A,B,C
BA5B-SD1216-2211	570-116230-6	SE	11/05/22 07:54	N	A,B,C
BA5B-SD1620-2211	570-116230-7	SE	11/05/22 07:57	N	A,B,C
BA5B-SD2024-2211	570-116230-8	SE	11/05/22 07:59	N	A,B,C
BA5B-SD2428-2211	570-116230-9	SE	11/05/22 08:01	N	A,B,C
BA5B-SD2832-2211	570-116230-10	SE	11/05/22 08:04	N	A,B,C
BA5B-SD3236-2211	570-116230-11	SE	11/05/22 08:05	N	A,B,C
BA5B-SD3640-2211	570-116230-12	SE	11/05/22 08:08	N	A,B,C
BA5B-SD4044-2211	570-116230-13	SE	11/05/22 08:09	N	A,B,C
BA5B-SD4448-2211	570-116230-14	SE	11/05/22 08:16	N	A,B,C
BA5B-SD4852-2211	570-116230-15	SE	11/05/22 08:27	N	A,B,C
BA5B-SD0002-2211FD	570-116230-16	SE	11/05/22 08:38	FD	A,B,C
BA5B-SD0204-2211FD	570-116230-17	SE	11/05/22 08:39	FD	A,B,C

Field I.D.	Lab I.D.	Matrix	Date Collected	Purpose	Analytical Methods
BA5B-SD0406-2211FD	570-116230-18	SE	11/05/22 08:40	FD	A,B,C
BA5B-SD0608-2211FD	570-116230-19	SE	11/05/22 08:41	FD	A,B,C
BA5B-SD0812-2211FD	570-116230-20	SE	11/05/22 08:42	FD	A,B,C
BA5B-SD1216-2211FD	570-116230-21	SE	11/05/22 08:44	FD	A,B,C
BA5B-SD1620-2211FD	570-116230-22	SE	11/05/22 08:46	FD	A,B,C
BA5B-SD2024-2211FD	570-116230-23	SE	11/05/22 08:48	FD	A,B,C
BA5B-SD2428-2211FD	570-116230-24	SE	11/05/22 08:51	FD	A,B,C
BA5B-SD2832-2211FD	570-116230-25	SE	11/05/22 08:59	FD	A,B,C
BA5B-SD3236-2211FD	570-116230-26	SE	11/05/22 09:01	FD	A,B,C
BA5B-SD3640-2211FD	570-116230-27	SE	11/05/22 09:02	FD	A,B,C
BA5B-SD4044-2211FD	570-116230-28	SE	11/05/22 09:05	FD	A,B,C
BA5B-SD4448-2211FD	570-116230-29	SE	11/05/22 09:06	FD	A,B,C
BA5C-SD0002-2211	570-116230-30	SE	11/05/22 09:30	N	A,B,C
BA5C-SD0204-2211	570-116230-31	SE	11/05/22 09:31	N	A,B,C
BA5C-SD0406-2211	570-116230-32	SE	11/05/22 09:33	N	A,B,C
BA5C-SD0608-2211	570-116230-33	SE	11/05/22 09:34	N	A,B,C
BA5C-SD0812-2211	570-116230-34	SE	11/05/22 09:35	N	A,B,C
BA5C-SD1216-2211	570-116230-35	SE	11/05/22 09:36	N	A,B,C
BA5C-SD1620-2211	570-116230-36	SE	11/05/22 09:38	N	A,B,C
BA5C-SD2024-2211	570-116230-37	SE	11/05/22 09:40	N	A,B,C
BA5C-SD2428-2211	570-116230-38	SE	11/05/22 09:42	N	A,B,C
BA5C-SD2832-2211	570-116230-39	SE	11/05/22 09:44	N	A,B,C

Field I.D.	Lab I.D.	Matrix	Date Collected	Purpose	Analytical Methods
BA5C-SD3236-2211	570-116230-40	SE	11/05/22 09:49	N	A,B,C
BA5C-SD3640-2211	570-116230-41	SE	11/05/22 09:51	N	A,B,C
BA5C-SD4044-2211	570-116230-42	SE	11/05/22 09:53	N	A,B,C
BA5C-SD4448-2211	570-116230-43	SE	11/05/22 09:55	N	A,B,C
BA5C-SD4852-2211	570-116230-44	SE	11/05/22 09:57	N	A,B,C
BA5C-SD5256-2211	570-116230-45	SE	11/05/22 09:59	N	A,B,C
BA5C-SD5660-2211	570-116230-46	SE	11/05/22 10:02	N	A,B,C
BA5C-SD6064-2211	570-116230-47	SE	11/05/22 10:03	N	A,B,C
BA5C-SD6468-2211	570-116230-48	SE	11/05/22 10:04	N	A,B,C
BA5C-SD6872-2211	570-116230-49	SE	11/05/22 10:07	N	A,B,C
BA5DC-SD0002-2211	570-116230-50	SE	11/05/22 10:37	N	A,B,C
BA5DC-SD0204-2211	570-116230-51	SE	11/05/22 10:38	N	A,B,C
BA5DC-SD0406-2211	570-116230-52	SE	11/05/22 10:40	N	A,B,C
BA5DC-SD0608-2211	570-116230-53	SE	11/05/22 10:41	N	A,B,C
BA5DC-SD0812-2211	570-116230-54	SE	11/05/22 10:42	N	A,B,C
BA5DC-SD1216-2211	570-116230-55	SE	11/05/22 10:43	N	A,B,C
BA5DC-SD1620-2211	570-116230-56	SE	11/05/22 10:46	N	A,B,C
BA5DC-SD2024-2211	570-116230-57	SE	11/05/22 10:48	N	A,B,C
BA5DC-SD2428-2211	570-116230-58	SE	11/05/22 10:50	N	A,B,C
BA5DC-SD2832-2211	570-116230-59	SE	11/05/22 10:53	N	A,B,C
BA5DC-SD3236-2211	570-116230-60	SE	11/05/22 10:54	N	A,B,C
BA5DC-SD3640-2211	570-116230-61	SE	11/05/22 10:57	N	A,B,C

Field I.D.	Lab I.D.	Matrix	Date Collected	Purpose	Analytical Methods
BA5DC-SD4044-2211	570-116230-62	SE	11/05/22 10:59	N	A,B,C
BA5DC-SD4448-2211	570-116230-63	SE	11/05/22 11:02	N	A,B,C
BA5DC-SD4852-2211	570-116230-64	SE	11/05/22 11:05	N	A,B,C
BA5DC-SD5256-2211	570-116230-65	SE	11/05/22 11:06	N	A,B,C
BA5DC-SD5660-2211	570-116230-66	SE	11/05/22 11:08	N	A,B,C
BA5DC-SD6064-2211	570-116230-67	SE	11/05/22 11:12	N	A,B,C
BA5DC-SD6468-2211	570-116230-68	SE	11/05/22 11:14	N	A,B,C
BA5DC-SD6872-2211	570-116230-69	SE	11/05/22 11:16	N	A,B,C
BA5DC-SD7276-2211	570-116230-70	SE	11/05/22 11:20	N	A,B,C
BA6B-SD0002-2211	570-116230-71	SE	11/05/22 11:45	N	A,B,C
BA6B-SD0204-2211	570-116230-72	SE	11/05/22 11:46	N	A,B,C
BA6B-SD0406-2211	570-116230-73	SE	11/05/22 11:47	N	A,B,C
BA6B-SD0608-2211	570-116230-74	SE	11/05/22 11:48	N	A,B,C
BA6B-SD0812-2211	570-116230-75	SE	11/05/22 11:49	N	A,B,C
BA6B-SD1216-2211	570-116230-76	SE	11/05/22 11:51	N	A,B,C
BA6B-SD1620-2211	570-116230-77	SE	11/05/22 11:53	N	A,B,C
BA6B-SD2024-2211	570-116230-78	SE	11/05/22 11:55	N	A,B,C
BA6B-SD2428-2211	570-116230-79	SE	11/05/22 11:57	N	A,B,C
BA6B-SD2832-2211	570-116230-80	SE	11/05/22 11:58	N	A,B,C
BA6B-SD3236-2211	570-116230-81	SE	11/05/22 12:00	N	A,B,C
BA6B-SD3640-2211	570-116230-82	SE	11/05/22 12:05	N	A,B,C
BA6B-SD4044-2211	570-116230-83	SE	11/05/22 12:07	N	A,B,C

Field I.D.	Lab I.D.	Matrix	Date Collected	Purpose	Analytical Methods
BA6B-SD4448-2211	570-116230-84	SE	11/05/22 12:09	N	A,B,C
BA6B-SD4852-2211	570-116230-85	SE	11/05/22 12:11	N	A,B,C
BA6B-SD5256-2211	570-116230-86	SE	11/05/22 12:13	N	A,B,C
BA6B-SD5660-2211	570-116230-87	SE	11/05/22 12:14	N	A,B,C
BA6B-SD6064-2211	570-116230-88	SE	11/05/22 12:17	N	A,B,C
BA6BC-SD0002-2211	570-116230-89	SE	11/05/22 14:05	N	A,B,C
BA6BC-SD0204-2211	570-116230-90	SE	11/05/22 14:06	N	A,B,C
BA6BC-SD0406-2211	570-116230-91	SE	11/05/22 14:07	N	A,B,C
BA6BC-SD0608-2211	570-116230-92	SE	11/05/22 14:08	N	A,B,C
BA6BC-SD0812-2211	570-116230-93	SE	11/05/22 14:09	N	A,B,C
BA6BC-SD1216-2211	570-116230-94	SE	11/05/22 14:10	N	A,B,C
BA6BC-SD1620-2211	570-116230-95	SE	11/05/22 14:11	N	A,B,C
BA6BC-SD2024-2211	570-116230-96	SE	11/05/22 14:19	N	A,B,C
BA6BC-SD2428-2211	570-116230-97	SE	11/05/22 14:22	N	A,B,C
BA6C-SD0002-2211	570-116230-98	SE	11/05/22 14:36	N	A,B,C
BA6C-SD0204-2211	570-116230-99	SE	11/05/22 14:37	N	A,B,C
BA6C-SD0406-2211	570-116230-100	SE	11/05/22 14:38	N	A,B,C
BA6C-SD0608-2211	570-116230-101	SE	11/05/22 14:39	N	A,B,C
BA6C-SD0812-2211	570-116230-102	SE	11/05/22 14:40	N	A,B,C
BA6C-SD1216-2211	570-116230-103	SE	11/05/22 14:41	N	A,B,C
BA6C-SD1620-2211	570-116230-104	SE	11/05/22 14:43	N	A,B,C
BA6C-SD2024-2211	570-116230-105	SE	11/05/22 14:45	N	A,B,C

Field I.D.	Lab I.D.	Matrix	Date Collected	Purpose	Analytical Methods
BA6C-SD2428-2211	570-116230-106	SE	11/05/22 14:47	N	A,B,C
BA6C-SD2832-2211	570-116230-107	SE	11/05/22 14:49	N	A,B,C
BA6C-SD3236-2211	570-116230-108	SE	11/05/22 14:50	N	A,B,C
BA6C-SD3640-2211	570-116230-109	SE	11/05/22 14:52	N	A,B,C
BA6C-SD4044-2211	570-116230-110	SE	11/05/22 14:54	N	A,B,C
BA6C-SD4448-2211	570-116230-111	SE	11/05/22 14:56	N	A,B,C
BA6C-SD4852-2211	570-116230-112	SE	11/05/22 14:57	N	A,B,C
BA6C-SD5256-2211	570-116230-113	SE	11/05/22 14:59	N	A,B,C
BA6C-SD5660-2211	570-116230-114	SE	11/05/22 15:00	N	A,B,C
BA6C-SD6064-2211	570-116230-115	SE	11/05/22 15:02	N	A,B,C
BA6C-SD6468-2211	570-116230-116	SE	11/05/22 15:10	N	A,B,C
BA6DC-SD0002-2211	570-116230-117	SE	11/05/22 15:27	N	A,B,C
BA6DC-SD0204-2211	570-116230-118	SE	11/05/22 15:28	N	A,B,C
BA6DC-SD0406-2211	570-116230-119	SE	11/05/22 15:29	N	A,B,C
BA6DC-SD0608-2211	570-116230-120	SE	11/05/22 15:30	N	A,B,C
BA6DC-SD0812-2211	570-116230-121	SE	11/05/22 15:31	N	A,B,C
BA6DC-SD1216-2211	570-116230-122	SE	11/05/22 15:32	N	A,B,C
BA6DC-SD1620-2211	570-116230-123	SE	11/05/22 15:33	N	A,B,C
BA6DC-SD2024-2211	570-116230-124	SE	11/05/22 15:35	N	A,B,C
BA6DC-SD2428-2211	570-116230-125	SE	11/05/22 15:37	N	A,B,C
BA6DC-SD2832-2211	570-116230-126	SE	11/05/22 15:38	N	A,B,C
BA6DC-SD3236-2211	570-116230-127	SE	11/05/22 15:40	N	A,B,C

Field I.D.	Lab I.D.	Matrix	Date Collected	Purpose	Analytical Methods
BA6DC-SD3640-2211	570-116230-128	SE	11/05/22 15:41	N	A,B,C
BA6DC-SD4044-2211	570-116230-129	SE	11/07/22 15:43	N	A,B,C
BA6DC-SD4448-2211	570-116230-130	SE	11/07/22 15:45	N	A,B,C
BA6DC-SD4852-2211	570-116230-131	SE	11/07/22 15:46	N	A,B,C
BA6DC-SD5256-2211	570-116230-132	SE	11/07/22 15:49	N	A,B,C

SE-Sediment
FD-Field Duplicate (parent samples are identified by the sample ID prefix.
N-Normal Environmental Sample
N*-No parent sample was submitted for analysis.
Analytical Methods: A-SW846 8270C SIM CON - PCB Congeners (GC/MS)

B-SW846 8270C SIM - Organochlorine Pesticides (GC/MS SIM)

C-SW846 9060A-Total Organic Carbon

Following the specifications in the QAPP related to the data validation process, the data were annotated with data validation qualifiers and codes as described in **Table 1-2 and Table 1-3.**

Table 1-2
Data Qualifier References

Qualifier	Organics	Inorganics
U	The analyte was analyzed for but was not detected above the method detection limit.	The analyte was analyzed for but was not detected above the method detection limit.
J	The analyte was positively identified; the associated numerical value is the approximate concentration of the analyte in the sample.	The result is an estimated quantity. The associated numerical value is the approximate concentration of the analyte in the sample.
N	The analysis indicates the presence of an analyte for which there is presumptive evidence to make a "tentative identification."	Not applicable.
NJ	The analysis indicates the presence of an analyte that has been "tentatively identified" and the associated numerical value	Not applicable.

Qualifier	Organics	Inorganics
	represents its approximate concentration.	
UJ	The analyte was not detected above the method detection limit. However, the associated value is approximate and may or may not represent the actual limit of quantitation necessary to accurately and precisely measure the analyte in the sample.	The analyte was analyzed for but was not detected. The associated value is an estimate and may be inaccurate or imprecise.
R	The sample results are rejected due to serious deficiencies in the ability to analyze the sample and to meet quality control criteria. The presence or absence of the analyte cannot be verified.	The data are unusable. The sample results are rejected due to serious deficiencies in meeting the Quality Control (QC) criteria. The analyte may or may not be present in the sample.

Table 1-3
Data Review Qualifier Codes

Qualifier	Organics	Inorganics
H	Holding times were exceeded.	Holding times were exceeded.
S	Surrogate recovery was outside QC limits.	The sequence or number of standards used for the calibration was incorrect.
C	Calibration %RSD, r, r2 or %D were noncompliant	Correlation coefficient is <0.995.
R	Calibration RRF was <0.05.	%R for calibration is not within control limits
B	Presumed contamination from preparation (method blank)	Presumed contamination from preparation (method) blank or calibration blank
L	Laboratory Control Sample/Laboratory Control Sample Duplicate %R or RPD was not within control limits	Laboratory Control Sample/Laboratory Control Sample Duplicate %R or RPD was not within control limits
Q	MS/MSD recovery was poor	MS/MSD recovery was poor.
E	MS/MSD or Duplicate RPD was high.	MS/MSD or Duplicate RPD or difference was high.
I	Internal standard performance was unsatisfactory	ICP ICS results were unsatisfactory.
A	Not applicable.	ICP Serial Dilution %D were not within control limits

Qualifier	Organics	Inorganics
M	Instrument Performance Check (BFB or DFTPP) was noncompliant	Not applicable.
T	Presumed contamination from trip blank.	Not applicable.
F	Presumed contamination from FB or ER.	Presumed contamination from FB or ER.
D	The analysis with this flag should not be used because another more technically sound analysis is available.	The analysis with this flag should not be used because another more technically sound analysis is available.
P	Instrument performance for pesticides was poor	Post Digestion Spike recovery was not within control limits
*#	Unusual problems found with the data that have been described in Section 2, "Data Validation Findings." The number following the asterisk (*) will indicate the section in the validation report where a description of the problem can be found.	Unusual problems found with the data that have been described in Section 2, "Data Validation Findings." The number following the asterisk (*) will indicate the section in the validation report where a description of the problem can be found.

2.0 DATA VALIDATION RESULTS

2.1 PCBs by SW846-8270C-SIM

2.1.1 Sample Preservation, Handling, and Transport

All samples arrived at the laboratory intact, on time, and within preservation requirements. All QC requirements were met as required by the QAPP.

2.1.2 Chain of Custody and Holding Times

A cross reference of the COC and analytical report has concluded all extractions and analysis were performed within the required holding times. The laboratory reports that one sample arrived broken and replacement was requested (116230-128). No additional information was given, however there are analytical results for a sample with that laboratory ID.

2.1.3 Instrument Performance Checks

Data were verified that the mass spectral abundance and assignment are correct and within the method requirements. All samples were analyzed with an acceptable DFTPP performance check and within the 12-hour window requirement.

2.1.4 Initial Calibrations

All initial calibration average %RSD were within the method requirements.

2.1.5 Initial Calibration Verifications

The initial calibration curve was verified with a second source standard mix that contained all target compounds. All recoveries were acceptable.

2.1.6 Continuing Calibrations

Continuing calibration percent differences were within the requirements as stipulated. Continuing Calibrations were performed with acceptable results on a 12-hour basis. Full data validation verified the raw data compared to the Form VII values. No discrepancies were revealed.

- Method 8270C SIM CON: The continuing calibration verification (CCV) associated with batch 570-297002 recovered above the upper control limit for PCB 209. The samples associated with this CCV were non-detects for the affected analytes; therefore, the data have been reported. The associated sample is impacted: (CCV 570-297002/5).
    - Sample impacted is LCSD 570-295744/3-A (a LCSD). None of the data is qualified.

2.1.7 Laboratory Blanks

Each analytical batch was represented with a MB. None of the data is qualified based on associated blank contaminations.

2.1.8 Laboratory Control Sample Recovery (Blank Spikes)

All LCS recoveries were within QC limits.

2.1.9 Surrogate Recoveries

All surrogate recoveries were within QC limits with the following exception(s).

- BA5DC-SD3236-2211 [-60](2-FBP 146%), BA6B-SD6064-2211 [-88] (2-FBP 186%), and BA6C-SD3640-2211 [-109] (TPHd14 170%) report elevated recoveries. Sample detections are qualified J-S
- BA6C-SD1620-2211 [-104](TPHd14 34%) reports low recovery, The sample is qualified J/UJ-S.

2.1.10 Matrix Spike/Matrix Spike Duplicate Recoveries

Matrix spike samples were not designated for this SDG.

2.1.11 Target Compound Identification

Target Compounds were reviewed for their pattern responses and retention times.

2.1.12 Compound Quantitation and Reporting Limits

Reporting limits were verified to be equal to the Level of Detection (LOD). The LODs have been verified to meet or exceed the project required performance standards. Sample dilutions, cleanup concentrations, and moisture correction and reanalysis have been applied to all reportable results. Ten percent of the reported data was validated for quantification and qualifications. None of the data was miscalculated or patterns misidentified.

2.2 Pesticides by SW846-8270C-SIM

2.2.1 Sample Preservation, Handling, and Transport

All samples arrived at the laboratory intact, on time, and within preservation requirements. All QC requirements were met as required by the QAPP. The laboratory reports that one sample arrived broken and replacement was requested (116230-128). No additional information was given, however there are analytical results for a sample with that laboratory ID

2.2.2 Chain of Custody and Holding Times

A cross reference of the COC and analytical report has concluded all extractions and analysis were performed within the required holding times.

2.2.3 Instrument Performance Checks

Data were verified that the mass spectral abundance and assignment are correct and within the method requirements. All samples were analyzed with an acceptable DFTPP performance check and within the 12-hour window requirement.

2.2.4 Initial Calibrations

All initial calibration average %RSD were within the method requirements.

2.2.5 Initial Calibration Verifications

The initial calibration curve was verified with a second source standard mix that contained all target compounds. All recoveries were acceptable.

2.2.6 Continuing Calibrations

Continuing Calibrations were performed with acceptable results on a 12-hour basis. Full data validation verified the raw data compared to the Form VII values. No discrepancies were revealed. Continuing calibration percent differences were within the requirements as stipulated with the following exception(s).

- Method 8270C SIM: The continuing calibration verification (CCV) associated with batch 570-293949 recovered above the upper control limit for 4,4'-DDT. Non-detections of the affected analytes are reported. Any detections are considered estimated.
    - The associated samples are qualified J/UJ-C

2.2.7 Laboratory Blanks

Each analytical batch was represented with a MB. None of the data is qualified based on associated blank contaminations.

2.2.8 Laboratory Control Sample Recovery (Blank Spikes)

All LCS recoveries were within QC limits.

2.2.9 Surrogate Recoveries

All surrogate recoveries were within QC limits with the following exception(s).

- Method 8270C_SIM Because of dilutions (<2X), the surrogate spike concentration in the samples were reduced to a level where the recovery calculation does not provide useful information or the 1X analysis were within QC limits.
    - No data were qualified.

2.2.10 Matrix Spike/Matrix Spike Duplicate Recoveries

Matrix spike samples were not designated for this SDG.

2.2.11 Target Compound Identification

Target Compounds were reviewed for their pattern responses and retention times.

2.2.12 Compound Quantitation and Reporting Limits

Reporting limits were verified to be equal to the Level of Detection (LOD). The LODs have been verified to meet or exceed the project required performance standards. Sample dilutions, cleanup concentrations, and moisture correction and reanalysis have been applied to all reportable results. Ten percent of the reported data was validated for quantification and qualifications. None of the data was miscalculated or patterns misidentified. The laboratory notes the following elevated reporting limits.

2.3 Total Organic Carbon by SW846-9060A

2.3.1 Blanks

The MB's report the following detections.

MB 580-418964/5	0.01160 mg/Kg
MB 580-419120/5	0.01275 mg/Kg

All associated samples report TOC detected >5X the blank concentrations. None of the data is qualified.

2.3.2 Laboratory Control Sample Recovery (Blank Spikes)

All LCS/D recoveries are within the laboratory established control limits.

2.3.3 Matrix Spike Recoveries

Samples BA5DC-SD6064-2211 , BA6BC-SD1620-2211 , BA6C-SD2428-2211 , BA6DC-SD3640-2211 , BA5B-SD0812-2211 , BA6C-SD3236-2211 , and BA6B-SD0002-2211 were used for spiking. All TOC recoveries were within QC limits.

2.3.3.1 Laboratory Duplicate Result Agreement

Samples BA5DC-SD6064-2211 , BA6BC-SD1620-2211 , BA6C-SD2428-2211 , BA6DC-SD3640-2211 , BA5B-SD0812-2211 , BA6C-SD3236-2211 , and BA6B-SD0002-2211, were used for duplicating. All TOC recoveries were within QC limits. (Note; the laboratory case narrative states that the duplicate contained in batch 580-413731 was outside control limits). This is an error. All duplicates are <20%D.

2.3.4 Compound Quantitation and Reporting Limits

Reporting limits were verified to be equal to the LOD. Sample dilutions, cleanup concentrations, and moisture correction have been applied to all reportable results.

2.4 Field Duplicate Field Duplicate Comparisons

The following field duplicate samples were collected.

Table 2-1
Field Duplicates

BA5B-SD0002-2211-11052022	570-116230-1
BA5B-SD0002-2211FD-11052022	570-116230-16
BA5B-SD0204-2211-11052022	570-116230-2
BA5B-SD0204-2211FD-11052022	570-116230-17
BA5B-SD0406-2211-11052022	570-116230-3
BA5B-SD0406-2211FD-11052022	570-116230-18
BA5B-SD0608-2211-11052022	570-116230-4
BA5B-SD0608-2211FD-11052022	570-116230-19
BA5B-SD0812-2211-11052022	570-116230-5
BA5B-SD0812-2211FD-11052022	570-116230-20
BA5B-SD1216-2211-11052022	570-116230-6
BA5B-SD1216-2211FD-11052022	570-116230-21
BA5B-SD1620-2211-11052022	570-116230-7
BA5B-SD1620-2211FD-11052022	570-116230-22
BA5B-SD2024-2211-11052022	570-116230-8
BA5B-SD2024-2211FD-11052022	570-116230-23
BA5B-SD2428-2211-11052022	570-116230-9
BA5B-SD2428-2211FD-11052022	570-116230-24
BA5B-SD2832-2211-11052022	570-116230-10
BA5B-SD2832-2211FD-11052022	570-116230-25
BA5B-SD3236-2211-11052022	570-116230-11
BA5B-SD3236-2211FD-11052022	570-116230-26
BA5B-SD3640-2211-11052022	570-116230-12
BA5B-SD3640-2211FD-11052022	570-116230-27
BA5B-SD4044-2211-11052022	570-116230-13
BA5B-SD4044-2211FD-11052022	570-116230-28
BA5B-SD4448-2211-11052022	570-116230-14
BA5B-SD4448-2211FD-11052022	570-116230-29

Table 2-2
Field Duplicates Comparison

Field ID	Lab ID	**Analyte**	Result	RPD
BA5B-SD0002-2211-11052022	570-116230-1	2,4'-DDD	45	
BA5B-SD0002-2211FD-11052022	570-116230-16	2,4'-DDD	53	-16.33
BA5B-SD0204-2211-11052022	570-116230-2	2,4'-DDD	64	
BA5B-SD0204-2211FD-11052022	570-116230-17	2,4'-DDD	99	-42.94
BA5B-SD0406-2211-11052022	570-116230-3	2,4'-DDD	130	

Field ID	Lab ID	**Analyte**	Result	RPD
BA5B-SD0406-2211FD-11052022	570-116230-18	2,4'-DDD	120	8.00
BA5B-SD0608-2211-11052022	570-116230-4	2,4'-DDD	130	
BA5B-SD0608-2211FD-11052022	570-116230-19	2,4'-DDD	140	-7.41
BA5B-SD0812-2211-11052022	570-116230-5	2,4'-DDD	180	
BA5B-SD0812-2211FD-11052022	570-116230-20	2,4'-DDD	780	-125.00
BA5B-SD1216-2211-11052022	570-116230-6	2,4'-DDD	480	
BA5B-SD1216-2211FD-11052022	570-116230-21	2,4'-DDD	650	-30.09
BA5B-SD1620-2211-11052022	570-116230-7	2,4'-DDD	480	
BA5B-SD1620-2211FD-11052022	570-116230-22	2,4'-DDD	370	25.88
BA5B-SD2024-2211-11052022	570-116230-8	2,4'-DDD	66	
BA5B-SD2024-2211FD-11052022	570-116230-23	2,4'-DDD	53	21.85
BA5B-SD2428-2211-11052022	570-116230-9	2,4'-DDD	11	
BA5B-SD2428-2211FD-11052022	570-116230-24	2,4'-DDD	2.2	133.33
BA5B-SD2832-2211-11052022	570-116230-10	2,4'-DDD	2.5	
BA5B-SD2832-2211FD-11052022	570-116230-25	2,4'-DDD	3.3	-27.59
BA5B-SD3236-2211-11052022	570-116230-11	2,4'-DDD	3.2	
BA5B-SD3236-2211FD-11052022	570-116230-26	2,4'-DDD	<DL	200.00
BA5B-SD3640-2211-11052022	570-116230-12	2,4'-DDD	1.2	
BA5B-SD3640-2211FD-11052022	570-116230-27	2,4'-DDD	0.85	34.15
BA5B-SD4044-2211-11052022	570-116230-13	2,4'-DDD	<DL	
BA5B-SD4044-2211FD-11052022	570-116230-28	2,4'-DDD	0.31	200.00
BA5B-SD4448-2211-11052022	570-116230-14	2,4'-DDD	0.32	
BA5B-SD4448-2211FD-11052022	570-116230-29	2,4'-DDD	0.24	28.57
BA5B-SD0002-2211-11052022	570-116230-1	2,4'-DDE	320	
BA5B-SD0002-2211FD-11052022	570-116230-16	2,4'-DDE	600	-60.87
BA5B-SD0204-2211-11052022	570-116230-2	2,4'-DDE	420	
BA5B-SD0204-2211FD-11052022	570-116230-17	2,4'-DDE	770	-58.82

Field ID	Lab ID	**Analyte**	Result	RPD
BA5B-SD0406-2211-11052022	570-116230-3	2,4'-DDE	840	
BA5B-SD0406-2211FD-11052022	570-116230-18	2,4'-DDE	1200	-35.29
BA5B-SD0608-2211-11052022	570-116230-4	2,4'-DDE	880	
BA5B-SD0608-2211FD-11052022	570-116230-19	2,4'-DDE	1900	-73.38
BA5B-SD0812-2211-11052022	570-116230-5	2,4'-DDE	1200	
BA5B-SD0812-2211FD-11052022	570-116230-20	2,4'-DDE	5400	-127.27
BA5B-SD1216-2211-11052022	570-116230-6	2,4'-DDE	3800	
BA5B-SD1216-2211FD-11052022	570-116230-21	2,4'-DDE	8200	-73.33
BA5B-SD1620-2211-11052022	570-116230-7	2,4'-DDE	4200	
BA5B-SD1620-2211FD-11052022	570-116230-22	2,4'-DDE	1800	80.00
BA5B-SD2024-2211-11052022	570-116230-8	2,4'-DDE	130	
BA5B-SD2024-2211FD-11052022	570-116230-23	2,4'-DDE	110	16.67
BA5B-SD2428-2211-11052022	570-116230-9	2,4'-DDE	25	
BA5B-SD2428-2211FD-11052022	570-116230-24	2,4'-DDE	11	77.78
BA5B-SD2832-2211-11052022	570-116230-10	2,4'-DDE	11	
BA5B-SD2832-2211FD-11052022	570-116230-25	2,4'-DDE	15	-30.77
BA5B-SD3236-2211-11052022	570-116230-11	2,4'-DDE	16	
BA5B-SD3236-2211FD-11052022	570-116230-26	2,4'-DDE	5.6	96.30
BA5B-SD3640-2211-11052022	570-116230-12	2,4'-DDE	10	
BA5B-SD3640-2211FD-11052022	570-116230-27	2,4'-DDE	6.1	48.45
BA5B-SD4044-2211-11052022	570-116230-13	2,4'-DDE	3.4	
BA5B-SD4044-2211FD-11052022	570-116230-28	2,4'-DDE	1.6	72.00
BA5B-SD4448-2211-11052022	570-116230-14	2,4'-DDE	1.8	
BA5B-SD4448-2211FD-11052022	570-116230-29	2,4'-DDE	1.4	25.00
BA5B-SD2428-2211-11052022	570-116230-9	2,4'-DDT	1.5	
BA5B-SD2428-2211FD-11052022	570-116230-24	2,4'-DDT	<DL	200.00
BA5B-SD2832-2211-11052022	570-116230-10	2,4'-DDT	0.87	

Field ID	Lab ID	**Analyte**	Result	RPD
BA5B-SD2832-2211FD-11052022	570-116230-25	2,4'-DDT	3.9	-127.04
BA5B-SD4044-2211-11052022	570-116230-13	2,4'-DDT	<DL	
BA5B-SD4044-2211FD-11052022	570-116230-28	2,4'-DDT	0.18	200.00
BA5B-SD4448-2211-11052022	570-116230-14	2,4'-DDT	0.28	
BA5B-SD4448-2211FD-11052022	570-116230-29	2,4'-DDT	0.15	60.47
BA5B-SD0002-2211-11052022	570-116230-1	4,4'-DDD	140	
BA5B-SD0002-2211FD-11052022	570-116230-16	4,4'-DDD	460	-106.67
BA5B-SD0204-2211-11052022	570-116230-2	4,4'-DDD	220	
BA5B-SD0204-2211FD-11052022	570-116230-17	4,4'-DDD	250	-12.77
BA5B-SD0406-2211-11052022	570-116230-3	4,4'-DDD	340	
BA5B-SD0406-2211FD-11052022	570-116230-18	4,4'-DDD	300	12.50
BA5B-SD0608-2211-11052022	570-116230-4	4,4'-DDD	380	
BA5B-SD0608-2211FD-11052022	570-116230-19	4,4'-DDD	320	17.14
BA5B-SD0812-2211-11052022	570-116230-5	4,4'-DDD	410	
BA5B-SD0812-2211FD-11052022	570-116230-20	4,4'-DDD	1800	-125.79
BA5B-SD1216-2211-11052022	570-116230-6	4,4'-DDD	1200	
BA5B-SD1216-2211FD-11052022	570-116230-21	4,4'-DDD	1800	-40.00
BA5B-SD1620-2211-11052022	570-116230-7	4,4'-DDD	1800	
BA5B-SD1620-2211FD-11052022	570-116230-22	4,4'-DDD	1200	40.00
BA5B-SD2024-2211-11052022	570-116230-8	4,4'-DDD	290	
BA5B-SD2024-2211FD-11052022	570-116230-23	4,4'-DDD	150	63.64
BA5B-SD2428-2211-11052022	570-116230-9	4,4'-DDD	30	
BA5B-SD2428-2211FD-11052022	570-116230-24	4,4'-DDD	6.1	132.41
BA5B-SD2832-2211-11052022	570-116230-10	4,4'-DDD	5.9	
BA5B-SD2832-2211FD-11052022	570-116230-25	4,4'-DDD	7.1	-18.46
BA5B-SD3236-2211-11052022	570-116230-11	4,4'-DDD	5.9	
BA5B-SD3236-2211FD-11052022	570-116230-26	4,4'-DDD	1.9	102.56

Field ID	Lab ID	**Analyte**	Result	RPD
BA5B-SD3640-2211-11052022	570-116230-12	4,4'-DDD	2.9	
BA5B-SD3640-2211FD-11052022	570-116230-27	4,4'-DDD	2.2	27.45
BA5B-SD4044-2211-11052022	570-116230-13	4,4'-DDD	1.2	
BA5B-SD4044-2211FD-11052022	570-116230-28	4,4'-DDD	0.60	66.67
BA5B-SD4448-2211-11052022	570-116230-14	4,4'-DDD	0.40	
BA5B-SD4448-2211FD-11052022	570-116230-29	4,4'-DDD	0.48	-18.18
BA5B-SD0002-2211-11052022	570-116230-1	4,4'-DDE	2000	
BA5B-SD0002-2211FD-11052022	570-116230-16	4,4'-DDE	3700	-59.65
BA5B-SD0204-2211-11052022	570-116230-2	4,4'-DDE	2800	
BA5B-SD0204-2211FD-11052022	570-116230-17	4,4'-DDE	4400	-44.44
BA5B-SD0406-2211-11052022	570-116230-3	4,4'-DDE	5100	
BA5B-SD0406-2211FD-11052022	570-116230-18	4,4'-DDE	7000	-31.40
BA5B-SD0608-2211-11052022	570-116230-4	4,4'-DDE	5100	
BA5B-SD0608-2211FD-11052022	570-116230-19	4,4'-DDE	11000	-73.29
BA5B-SD0812-2211-11052022	570-116230-5	4,4'-DDE	6100	
BA5B-SD0812-2211FD-11052022	570-116230-20	4,4'-DDE	26000	-123.99
BA5B-SD1216-2211-11052022	570-116230-6	4,4'-DDE	19000	
BA5B-SD1216-2211FD-11052022	570-116230-21	4,4'-DDE	37000	-64.29
BA5B-SD1620-2211-11052022	570-116230-7	4,4'-DDE	30000	
BA5B-SD1620-2211FD-11052022	570-116230-22	4,4'-DDE	13000	79.07
BA5B-SD2024-2211-11052022	570-116230-8	4,4'-DDE	1200	
BA5B-SD2024-2211FD-11052022	570-116230-23	4,4'-DDE	650	59.46
BA5B-SD2428-2211-11052022	570-116230-9	4,4'-DDE	140	
BA5B-SD2428-2211FD-11052022	570-116230-24	4,4'-DDE	52	91.67
BA5B-SD2832-2211-11052022	570-116230-10	4,4'-DDE	53	
BA5B-SD2832-2211FD-11052022	570-116230-25	4,4'-DDE	96	-57.72
BA5B-SD3236-2211-11052022	570-116230-11	4,4'-DDE	100	

Field ID	Lab ID	**Analyte**	Result	RPD
BA5B-SD3236-2211FD-11052022	570-116230-26	4,4'-DDE	27	114.96
BA5B-SD3640-2211-11052022	570-116230-12	4,4'-DDE	56	
BA5B-SD3640-2211FD-11052022	570-116230-27	4,4'-DDE	30	60.47
BA5B-SD4044-2211-11052022	570-116230-13	4,4'-DDE	18	
BA5B-SD4044-2211FD-11052022	570-116230-28	4,4'-DDE	8.4	72.73
BA5B-SD4448-2211-11052022	570-116230-14	4,4'-DDE	8.5	
BA5B-SD4448-2211FD-11052022	570-116230-29	4,4'-DDE	6.5	26.67
BA5B-SD0002-2211-11052022	570-116230-1	4,4'-DDMU	1500	
BA5B-SD0002-2211FD-11052022	570-116230-16	4,4'-DDMU	2700	-57.14
BA5B-SD0204-2211-11052022	570-116230-2	4,4'-DDMU	2100	
BA5B-SD0204-2211FD-11052022	570-116230-17	4,4'-DDMU	4400	-70.77
BA5B-SD0406-2211-11052022	570-116230-3	4,4'-DDMU	3700	
BA5B-SD0406-2211FD-11052022	570-116230-18	4,4'-DDMU	6800	-59.05
BA5B-SD0608-2211-11052022	570-116230-4	4,4'-DDMU	4000	
BA5B-SD0608-2211FD-11052022	570-116230-19	4,4'-DDMU	11000	-93.33
BA5B-SD0812-2211-11052022	570-116230-5	4,4'-DDMU	9700	
BA5B-SD0812-2211FD-11052022	570-116230-20	4,4'-DDMU	39000	-120.33
BA5B-SD1216-2211-11052022	570-116230-6	4,4'-DDMU	22000	
BA5B-SD1216-2211FD-11052022	570-116230-21	4,4'-DDMU	36000	-48.28
BA5B-SD1620-2211-11052022	570-116230-7	4,4'-DDMU	9700	
BA5B-SD1620-2211FD-11052022	570-116230-22	4,4'-DDMU	12000	-21.20
BA5B-SD2024-2211-11052022	570-116230-8	4,4'-DDMU	720	
BA5B-SD2024-2211FD-11052022	570-116230-23	4,4'-DDMU	650	10.22
BA5B-SD2428-2211-11052022	570-116230-9	4,4'-DDMU	120	
BA5B-SD2428-2211FD-11052022	570-116230-24	4,4'-DDMU	31	117.88
BA5B-SD2832-2211-11052022	570-116230-10	4,4'-DDMU	51	
BA5B-SD2832-2211FD-11052022	570-116230-25	4,4'-DDMU	51	0.00

Field ID	Lab ID	**Analyte**	Result	RPD
BA5B-SD3236-2211-11052022	570-116230-11	4,4'-DDMU	60	
BA5B-SD3236-2211FD-11052022	570-116230-26	4,4'-DDMU	20	100.00
BA5B-SD3640-2211-11052022	570-116230-12	4,4'-DDMU	58	
BA5B-SD3640-2211FD-11052022	570-116230-27	4,4'-DDMU	18	105.26
BA5B-SD4044-2211-11052022	570-116230-13	4,4'-DDMU	18	
BA5B-SD4044-2211FD-11052022	570-116230-28	4,4'-DDMU	4.0	127.27
BA5B-SD4448-2211-11052022	570-116230-14	4,4'-DDMU	3.6	
BA5B-SD4448-2211FD-11052022	570-116230-29	4,4'-DDMU	7.7	-72.57
BA5B-SD0204-2211-11052022	570-116230-2	4,4'-DDNU	87	
BA5B-SD0204-2211FD-11052022	570-116230-17	4,4'-DDNU	<DL	200.00
BA5B-SD0406-2211-11052022	570-116230-3	4,4'-DDNU	180	
BA5B-SD0406-2211FD-11052022	570-116230-18	4,4'-DDNU	47	117.18
BA5B-SD0608-2211-11052022	570-116230-4	4,4'-DDNU	170	
BA5B-SD0608-2211FD-11052022	570-116230-19	4,4'-DDNU	69	84.52
BA5B-SD0812-2211-11052022	570-116230-5	4,4'-DDNU	2000	
BA5B-SD0812-2211FD-11052022	570-116230-20	4,4'-DDNU	<DL	200.00
BA5B-SD1216-2211-11052022	570-116230-6	4,4'-DDNU	550	
BA5B-SD1216-2211FD-11052022	570-116230-21	4,4'-DDNU	740	-29.46
BA5B-SD1620-2211-11052022	570-116230-7	4,4'-DDNU	490	
BA5B-SD1620-2211FD-11052022	570-116230-22	4,4'-DDNU	<DL	200.00
BA5B-SD2024-2211-11052022	570-116230-8	4,4'-DDNU	29	
BA5B-SD2024-2211FD-11052022	570-116230-23	4,4'-DDNU	<DL	200.00
BA5B-SD2428-2211-11052022	570-116230-9	4,4'-DDNU	7.1	
BA5B-SD2428-2211FD-11052022	570-116230-24	4,4'-DDNU	2.3	102.13
BA5B-SD2832-2211-11052022	570-116230-10	4,4'-DDNU	2.9	
BA5B-SD2832-2211FD-11052022	570-116230-25	4,4'-DDNU	2.8	3.51
BA5B-SD3236-2211-11052022	570-116230-11	4,4'-DDNU	3.0	

Field ID	Lab ID	**Analyte**	Result	RPD
BA5B-SD3236-2211FD-11052022	570-116230-26	4,4'-DDNU	<DL	200.00
BA5B-SD3640-2211-11052022	570-116230-12	4,4'-DDNU	2.7	
BA5B-SD3640-2211FD-11052022	570-116230-27	4,4'-DDNU	2.4	11.76
BA5B-SD0002-2211-11052022	570-116230-1	4,4'-DDT	94	
BA5B-SD0002-2211FD-11052022	570-116230-16	4,4'-DDT	570	-143.37
BA5B-SD0204-2211-11052022	570-116230-2	4,4'-DDT	72	
BA5B-SD0204-2211FD-11052022	570-116230-17	4,4'-DDT	570	-155.14
BA5B-SD0406-2211-11052022	570-116230-3	4,4'-DDT	<DL	
BA5B-SD0406-2211FD-11052022	570-116230-18	4,4'-DDT	70	200.00
BA5B-SD0608-2211-11052022	570-116230-4	4,4'-DDT	<DL	
BA5B-SD0608-2211FD-11052022	570-116230-19	4,4'-DDT	130	200.00
BA5B-SD1216-2211-11052022	570-116230-6	4,4'-DDT	390	
BA5B-SD1216-2211FD-11052022	570-116230-21	4,4'-DDT	610	-44.00
BA5B-SD1620-2211-11052022	570-116230-7	4,4'-DDT	610	
BA5B-SD1620-2211FD-11052022	570-116230-22	4,4'-DDT	<DL	200.00
BA5B-SD2024-2211-11052022	570-116230-8	4,4'-DDT	69	
BA5B-SD2024-2211FD-11052022	570-116230-23	4,4'-DDT	30	78.79
BA5B-SD2428-2211-11052022	570-116230-9	4,4'-DDT	<DL	
BA5B-SD2428-2211FD-11052022	570-116230-24	4,4'-DDT	4.1	200.00
BA5B-SD2832-2211-11052022	570-116230-10	4,4'-DDT	<DL	
BA5B-SD2832-2211FD-11052022	570-116230-25	4,4'-DDT	2.2	200.00
BA5B-SD3640-2211-11052022	570-116230-12	4,4'-DDT	<DL	
BA5B-SD3640-2211FD-11052022	570-116230-27	4,4'-DDT	1.1	200.00
BA5B-SD0002-2211-11052022	570-116230-1	PCB 209	4.5	
BA5B-SD0002-2211FD-11052022	570-116230-16	PCB 209	5.7	-23.53
BA5B-SD0204-2211-11052022	570-116230-2	PCB 209	12	
BA5B-SD0204-2211FD-11052022	570-116230-17	PCB 209	<DL	200.00
BA5B-SD0608-2211-11052022	570-116230-4	PCB 209	<DL	

Field ID	Lab ID	**Analyte**	Result	RPD
BA5B-SD0608-2211FD-11052022	570-116230-19	PCB 209	11	200.00
BA5B-SD0812-2211-11052022	570-116230-5	PCB 209	34	
BA5B-SD0812-2211FD-11052022	570-116230-20	PCB 209	38	-11.11
BA5B-SD1216-2211-11052022	570-116230-6	PCB 209	26	
BA5B-SD1216-2211FD-11052022	570-116230-21	PCB 209	19	31.11
BA5B-SD1620-2211-11052022	570-116230-7	PCB 209	21	
BA5B-SD1620-2211FD-11052022	570-116230-22	PCB 209	<DL	200.00
BA5B-SD2428-2211-11052022	570-116230-9	PCB 209	1.5	
BA5B-SD2428-2211FD-11052022	570-116230-24	PCB 209	<DL	200.00
BA5B-SD3640-2211-11052022	570-116230-12	PCB 209	0.56	
BA5B-SD3640-2211FD-11052022	570-116230-27	PCB 209	<DL	200.00
BA5B-SD4448-2211-11052022	570-116230-14	PCB 209	<DL	
BA5B-SD4448-2211FD-11052022	570-116230-29	PCB 209	0.46	200.00
BA5B-SD0002-2211-11052022	570-116230-1	PCB-101	23	
BA5B-SD0002-2211FD-11052022	570-116230-16	PCB-101	42	-58.46
BA5B-SD0204-2211-11052022	570-116230-2	PCB-101	67	
BA5B-SD0204-2211FD-11052022	570-116230-17	PCB-101	56	17.89
BA5B-SD0406-2211-11052022	570-116230-3	PCB-101	120	
BA5B-SD0406-2211FD-11052022	570-116230-18	PCB-101	79	41.21
BA5B-SD0608-2211-11052022	570-116230-4	PCB-101	140	
BA5B-SD0608-2211FD-11052022	570-116230-19	PCB-101	120	15.38
BA5B-SD0812-2211-11052022	570-116230-5	PCB-101	120	
BA5B-SD0812-2211FD-11052022	570-116230-20	PCB-101	310	-88.37
BA5B-SD1216-2211-11052022	570-116230-6	PCB-101	330	
BA5B-SD1216-2211FD-11052022	570-116230-21	PCB-101	260	23.73
BA5B-SD1620-2211-11052022	570-116230-7	PCB-101	150	
BA5B-SD1620-2211FD-11052022	570-116230-22	PCB-101	150	0.00
BA5B-SD2024-2211-11052022	570-116230-8	PCB-101	13	
BA5B-SD2024-2211FD-11052022	570-116230-23	PCB-101	9.7	29.07

Field ID	Lab ID	**Analyte**	Result	RPD
BA5B-SD2428-2211-11052022	570-116230-9	PCB-101	3.4	
BA5B-SD2428-2211FD-11052022	570-116230-24	PCB-101	1.2	95.65
BA5B-SD2832-2211-11052022	570-116230-10	PCB-101	1.7	
BA5B-SD2832-2211FD-11052022	570-116230-25	PCB-101	1.6	6.06
BA5B-SD3236-2211-11052022	570-116230-11	PCB-101	1.4	
BA5B-SD3236-2211FD-11052022	570-116230-26	PCB-101	0.81	53.39
BA5B-SD3640-2211-11052022	570-116230-12	PCB-101	1.5	
BA5B-SD3640-2211FD-11052022	570-116230-27	PCB-101	0.49	101.51
BA5B-SD4448-2211-11052022	570-116230-14	PCB-101	<DL	
BA5B-SD4448-2211FD-11052022	570-116230-29	PCB-101	0.25	200.00
BA5B-SD0002-2211-11052022	570-116230-1	PCB-105	6.3	
BA5B-SD0002-2211FD-11052022	570-116230-16	PCB-105	21	-107.69
BA5B-SD0204-2211-11052022	570-116230-2	PCB-105	34	
BA5B-SD0204-2211FD-11052022	570-116230-17	PCB-105	32	6.06
BA5B-SD0406-2211-11052022	570-116230-3	PCB-105	68	
BA5B-SD0406-2211FD-11052022	570-116230-18	PCB-105	37	59.05
BA5B-SD0608-2211-11052022	570-116230-4	PCB-105	51	
BA5B-SD0608-2211FD-11052022	570-116230-19	PCB-105	59	-14.55
BA5B-SD0812-2211-11052022	570-116230-5	PCB-105	62	
BA5B-SD0812-2211FD-11052022	570-116230-20	PCB-105	150	-83.02
BA5B-SD1216-2211-11052022	570-116230-6	PCB-105	150	
BA5B-SD1216-2211FD-11052022	570-116230-21	PCB-105	110	30.77
BA5B-SD1620-2211-11052022	570-116230-7	PCB-105	230	
BA5B-SD1620-2211FD-11052022	570-116230-22	PCB-105	58	119.44
BA5B-SD2024-2211-11052022	570-116230-8	PCB-105	3.5	
BA5B-SD2024-2211FD-11052022	570-116230-23	PCB-105	3.0	15.38
BA5B-SD2832-2211-11052022	570-116230-10	PCB-105	10	

Field ID	Lab ID	**Analyte**	Result	RPD
BA5B-SD2832-2211FD-11052022	570-116230-25	PCB-105	<DL	200.00
BA5B-SD3640-2211-11052022	570-116230-12	PCB-105	1.6	
BA5B-SD3640-2211FD-11052022	570-116230-27	PCB-105	<DL	200.00
BA5B-SD0002-2211-11052022	570-116230-1	PCB-110	15	
BA5B-SD0002-2211FD-11052022	570-116230-16	PCB-110	29	-63.64
BA5B-SD0204-2211-11052022	570-116230-2	PCB-110	48	
BA5B-SD0204-2211FD-11052022	570-116230-17	PCB-110	46	4.26
BA5B-SD0406-2211-11052022	570-116230-3	PCB-110	97	
BA5B-SD0406-2211FD-11052022	570-116230-18	PCB-110	66	38.04
BA5B-SD0608-2211-11052022	570-116230-4	PCB-110	110	
BA5B-SD0608-2211FD-11052022	570-116230-19	PCB-110	99	10.53
BA5B-SD0812-2211-11052022	570-116230-5	PCB-110	120	
BA5B-SD0812-2211FD-11052022	570-116230-20	PCB-110	440	-114.29
BA5B-SD1216-2211-11052022	570-116230-6	PCB-110	290	
BA5B-SD1216-2211FD-11052022	570-116230-21	PCB-110	270	7.14
BA5B-SD1620-2211-11052022	570-116230-7	PCB-110	190	
BA5B-SD1620-2211FD-11052022	570-116230-22	PCB-110	120	45.16
BA5B-SD2024-2211-11052022	570-116230-8	PCB-110	9.7	
BA5B-SD2024-2211FD-11052022	570-116230-23	PCB-110	6.6	38.04
BA5B-SD2428-2211-11052022	570-116230-9	PCB-110	2.3	
BA5B-SD2428-2211FD-11052022	570-116230-24	PCB-110	<DL	200.00
BA5B-SD2832-2211-11052022	570-116230-10	PCB-110	0.72	
BA5B-SD2832-2211FD-11052022	570-116230-25	PCB-110	1.2	-50.00
BA5B-SD3236-2211-11052022	570-116230-11	PCB-110	1.2	
BA5B-SD3236-2211FD-11052022	570-116230-26	PCB-110	<DL	200.00
BA5B-SD3640-2211-11052022	570-116230-12	PCB-110	1.1	
BA5B-SD3640-2211FD-11052022	570-116230-27	PCB-110	<DL	200.00
BA5B-SD0002-2211-11052022	570-116230-1	PCB-118	18	

Field ID	Lab ID	**Analyte**	Result	RPD
BA5B-SD0002-2211FD-11052022	570-116230-16	PCB-118	37	-69.09
BA5B-SD0204-2211-11052022	570-116230-2	PCB-118	62	
BA5B-SD0204-2211FD-11052022	570-116230-17	PCB-118	57	8.40
BA5B-SD0406-2211-11052022	570-116230-3	PCB-118	100	
BA5B-SD0406-2211FD-11052022	570-116230-18	PCB-118	77	25.99
BA5B-SD0608-2211-11052022	570-116230-4	PCB-118	130	
BA5B-SD0608-2211FD-11052022	570-116230-19	PCB-118	110	16.67
BA5B-SD0812-2211-11052022	570-116230-5	PCB-118	110	
BA5B-SD0812-2211FD-11052022	570-116230-20	PCB-118	280	-87.18
BA5B-SD1216-2211-11052022	570-116230-6	PCB-118	280	
BA5B-SD1216-2211FD-11052022	570-116230-21	PCB-118	210	28.57
BA5B-SD1620-2211-11052022	570-116230-7	PCB-118	120	
BA5B-SD1620-2211FD-11052022	570-116230-22	PCB-118	110	8.70
BA5B-SD2024-2211-11052022	570-116230-8	PCB-118	11	
BA5B-SD2024-2211FD-11052022	570-116230-23	PCB-118	7.1	43.09
BA5B-SD2428-2211-11052022	570-116230-9	PCB-118	3.7	
BA5B-SD2428-2211FD-11052022	570-116230-24	PCB-118	<DL	200.00
BA5B-SD2832-2211-11052022	570-116230-10	PCB-118	1.2	
BA5B-SD2832-2211FD-11052022	570-116230-25	PCB-118	1.5	-22.22
BA5B-SD3236-2211-11052022	570-116230-11	PCB-118	1.1	
BA5B-SD3236-2211FD-11052022	570-116230-26	PCB-118	1.2	-8.70
BA5B-SD3640-2211-11052022	570-116230-12	PCB-118	3.0	
BA5B-SD3640-2211FD-11052022	570-116230-27	PCB-118	0.59	134.26
BA5B-SD0002-2211-11052022	570-116230-1	PCB-128	5.3	
BA5B-SD0002-2211FD-11052022	570-116230-16	PCB-128	7.7	-36.92
BA5B-SD0204-2211-11052022	570-116230-2	PCB-128	12	
BA5B-SD0204-2211FD-11052022	570-116230-17	PCB-128	13	-8.00
BA5B-SD0406-2211-11052022	570-116230-3	PCB-128	18	

Field ID	Lab ID	**Analyte**	Result	RPD
BA5B-SD0406-2211FD-11052022	570-116230-18	PCB-128	14	25.00
BA5B-SD0608-2211-11052022	570-116230-4	PCB-128	29	
BA5B-SD0608-2211FD-11052022	570-116230-19	PCB-128	19	41.67
BA5B-SD0812-2211-11052022	570-116230-5	PCB-128	18	
BA5B-SD0812-2211FD-11052022	570-116230-20	PCB-128	48	-90.91
BA5B-SD1216-2211-11052022	570-116230-6	PCB-128	46	
BA5B-SD1216-2211FD-11052022	570-116230-21	PCB-128	36	24.39
BA5B-SD1620-2211-11052022	570-116230-7	PCB-128	27	
BA5B-SD1620-2211FD-11052022	570-116230-22	PCB-128	21	25.00
BA5B-SD2024-2211-11052022	570-116230-8	PCB-128	<DL	
BA5B-SD2024-2211FD-11052022	570-116230-23	PCB-128	0.96	200.00
BA5B-SD3640-2211-11052022	570-116230-12	PCB-128	0.64	
BA5B-SD3640-2211FD-11052022	570-116230-27	PCB-128	<DL	200.00
BA5B-SD0002-2211-11052022	570-116230-1	PCB-132/153	28	
BA5B-SD0002-2211FD-11052022	570-116230-16	PCB-132/153	59	-71.26
BA5B-SD0204-2211-11052022	570-116230-2	PCB-132/153	92	
BA5B-SD0204-2211FD-11052022	570-116230-17	PCB-132/153	80	13.95
BA5B-SD0406-2211-11052022	570-116230-3	PCB-132/153	170	
BA5B-SD0406-2211FD-11052022	570-116230-18	PCB-132/153	110	42.86
BA5B-SD0608-2211-11052022	570-116230-4	PCB-132/153	170	
BA5B-SD0608-2211FD-11052022	570-116230-19	PCB-132/153	160	6.06
BA5B-SD0812-2211-11052022	570-116230-5	PCB-132/153	150	
BA5B-SD0812-2211FD-11052022	570-116230-20	PCB-132/153	230	-42.11
BA5B-SD1216-2211-11052022	570-116230-6	PCB-132/153	470	
BA5B-SD1216-2211FD-11052022	570-116230-21	PCB-132/153	360	26.51
BA5B-SD1620-2211-11052022	570-116230-7	PCB-132/153	240	
BA5B-SD1620-2211FD-11052022	570-116230-22	PCB-132/153	130	59.46
BA5B-SD2024-2211-11052022	570-116230-8	PCB-132/153	20	
BA5B-SD2024-2211FD-11052022	570-116230-23	PCB-132/153	9.1	74.91
BA5B-SD2428-2211-11052022	570-116230-9	PCB-132/153	3.9	

Field ID	Lab ID	**Analyte**	Result	RPD
BA5B-SD2428-2211FD-11052022	570-116230-24	PCB-132/153	<DL	200.00
BA5B-SD2832-2211-11052022	570-116230-10	PCB-132/153	1.4	
BA5B-SD2832-2211FD-11052022	570-116230-25	PCB-132/153	1.4	0.00
BA5B-SD3236-2211-11052022	570-116230-11	PCB-132/153	1.1	
BA5B-SD3236-2211FD-11052022	570-116230-26	PCB-132/153	<DL	200.00
BA5B-SD3640-2211-11052022	570-116230-12	PCB-132/153	1.2	
BA5B-SD3640-2211FD-11052022	570-116230-27	PCB-132/153	<DL	200.00
BA5B-SD4044-2211-11052022	570-116230-13	PCB-132/153	<DL	
BA5B-SD4044-2211FD-11052022	570-116230-28	PCB-132/153	<DL	200.00
BA5B-SD4448-2211-11052022	570-116230-14	PCB-132/153	<DL	
BA5B-SD4448-2211FD-11052022	570-116230-29	PCB-132/153	<DL	200.00
BA5B-SD0002-2211-11052022	570-116230-1	PCB-138/158	19	
BA5B-SD0002-2211FD-11052022	570-116230-16	PCB-138/158	32	-50.98
BA5B-SD0204-2211-11052022	570-116230-2	PCB-138/158	51	
BA5B-SD0204-2211FD-11052022	570-116230-17	PCB-138/158	45	12.50
BA5B-SD0406-2211-11052022	570-116230-3	PCB-138/158	88	
BA5B-SD0406-2211FD-11052022	570-116230-18	PCB-138/158	61	36.24
BA5B-SD0608-2211-11052022	570-116230-4	PCB-138/158	100	
BA5B-SD0608-2211FD-11052022	570-116230-19	PCB-138/158	89	11.64
BA5B-SD0812-2211-11052022	570-116230-5	PCB-138/158	88	
BA5B-SD0812-2211FD-11052022	570-116230-20	PCB-138/158	240	-92.68
BA5B-SD1216-2211-11052022	570-116230-6	PCB-138/158	270	
BA5B-SD1216-2211FD-11052022	570-116230-21	PCB-138/158	210	25.00
BA5B-SD1620-2211-11052022	570-116230-7	PCB-138/158	140	
BA5B-SD1620-2211FD-11052022	570-116230-22	PCB-138/158	140	0.00
BA5B-SD2024-2211-11052022	570-116230-8	PCB-138/158	12	
BA5B-SD2024-2211FD-11052022	570-116230-23	PCB-138/158	7.6	44.90

Field ID	Lab ID	**Analyte**	Result	RPD
BA5B-SD2428-2211-11052022	570-116230-9	PCB-138/158	3.4	
BA5B-SD2428-2211FD-11052022	570-116230-24	PCB-138/158	<DL	200.00
BA5B-SD2832-2211-11052022	570-116230-10	PCB-138/158	<DL	
BA5B-SD2832-2211FD-11052022	570-116230-25	PCB-138/158	1.1	200.00
BA5B-SD3236-2211-11052022	570-116230-11	PCB-138/158	0.86	
BA5B-SD3236-2211FD-11052022	570-116230-26	PCB-138/158	<DL	200.00
BA5B-SD3640-2211-11052022	570-116230-12	PCB-138/158	1.3	
BA5B-SD3640-2211FD-11052022	570-116230-27	PCB-138/158	<DL	200.00
BA5B-SD4044-2211-11052022	570-116230-13	PCB-138/158	<DL	
BA5B-SD4044-2211FD-11052022	570-116230-28	PCB-138/158	<DL	200.00
BA5B-SD4448-2211-11052022	570-116230-14	PCB-138/158	<DL	
BA5B-SD4448-2211FD-11052022	570-116230-29	PCB-138/158	<DL	200.00
BA5B-SD0002-2211-11052022	570-116230-1	PCB-149	12	
BA5B-SD0002-2211FD-11052022	570-116230-16	PCB-149	23	-62.86
BA5B-SD0204-2211-11052022	570-116230-2	PCB-149	32	
BA5B-SD0204-2211FD-11052022	570-116230-17	PCB-149	29	9.84
BA5B-SD0406-2211-11052022	570-116230-3	PCB-149	74	
BA5B-SD0406-2211FD-11052022	570-116230-18	PCB-149	50	38.71
BA5B-SD0608-2211-11052022	570-116230-4	PCB-149	68	
BA5B-SD0608-2211FD-11052022	570-116230-19	PCB-149	73	-7.09
BA5B-SD0812-2211-11052022	570-116230-5	PCB-149	68	
BA5B-SD0812-2211FD-11052022	570-116230-20	PCB-149	170	-85.71
BA5B-SD1216-2211-11052022	570-116230-6	PCB-149	180	
BA5B-SD1216-2211FD-11052022	570-116230-21	PCB-149	160	11.76
BA5B-SD1620-2211-11052022	570-116230-7	PCB-149	110	
BA5B-SD1620-2211FD-11052022	570-116230-22	PCB-149	100	9.52
BA5B-SD2024-2211-11052022	570-116230-8	PCB-149	9.2	

Field ID	Lab ID	**Analyte**	Result	RPD
BA5B-SD2024-2211FD-11052022	570-116230-23	PCB-149	6.0	42.11
BA5B-SD2428-2211-11052022	570-116230-9	PCB-149	2.7	
BA5B-SD2428-2211FD-11052022	570-116230-24	PCB-149	<DL	200.00
BA5B-SD2832-2211-11052022	570-116230-10	PCB-149	1.0	
BA5B-SD2832-2211FD-11052022	570-116230-25	PCB-149	1.0	0.00
BA5B-SD3236-2211-11052022	570-116230-11	PCB-149	0.91	
BA5B-SD3236-2211FD-11052022	570-116230-26	PCB-149	<DL	200.00
BA5B-SD3640-2211-11052022	570-116230-12	PCB-149	0.90	
BA5B-SD3640-2211FD-11052022	570-116230-27	PCB-149	0.29	102.52
BA5B-SD4044-2211-11052022	570-116230-13	PCB-149	<DL	
BA5B-SD4044-2211FD-11052022	570-116230-28	PCB-149	<DL	200.00
BA5B-SD4448-2211-11052022	570-116230-14	PCB-149	<DL	
BA5B-SD4448-2211FD-11052022	570-116230-29	PCB-149	<DL	200.00
BA5B-SD0002-2211-11052022	570-116230-1	PCB-151	5.3	
BA5B-SD0002-2211FD-11052022	570-116230-16	PCB-151	6.5	-20.34
BA5B-SD0204-2211-11052022	570-116230-2	PCB-151	12	
BA5B-SD0204-2211FD-11052022	570-116230-17	PCB-151	8.6	33.01
BA5B-SD0406-2211-11052022	570-116230-3	PCB-151	23	
BA5B-SD0406-2211FD-11052022	570-116230-18	PCB-151	13	55.56
BA5B-SD0608-2211-11052022	570-116230-4	PCB-151	28	
BA5B-SD0608-2211FD-11052022	570-116230-19	PCB-151	17	48.89
BA5B-SD0812-2211-11052022	570-116230-5	PCB-151	26	
BA5B-SD0812-2211FD-11052022	570-116230-20	PCB-151	51	-64.94
BA5B-SD1216-2211-11052022	570-116230-6	PCB-151	65	
BA5B-SD1216-2211FD-11052022	570-116230-21	PCB-151	47	32.14
BA5B-SD1620-2211-11052022	570-116230-7	PCB-151	38	
BA5B-SD1620-2211FD-11052022	570-116230-22	PCB-151	30	23.53

Field ID	Lab ID	**Analyte**	Result	RPD
BA5B-SD2024-2211-11052022	570-116230-8	PCB-151	2.9	
BA5B-SD2024-2211FD-11052022	570-116230-23	PCB-151	2.3	23.08
BA5B-SD2428-2211-11052022	570-116230-9	PCB-151	1.6	
BA5B-SD2428-2211FD-11052022	570-116230-24	PCB-151	<DL	200.00
BA5B-SD2832-2211-11052022	570-116230-10	PCB-151	<DL	
BA5B-SD2832-2211FD-11052022	570-116230-25	PCB-151	0.58	200.00
BA5B-SD3236-2211-11052022	570-116230-11	PCB-151	<DL	
BA5B-SD3236-2211FD-11052022	570-116230-26	PCB-151	<DL	200.00
BA5B-SD3640-2211-11052022	570-116230-12	PCB-151	0.73	
BA5B-SD3640-2211FD-11052022	570-116230-27	PCB-151	<DL	200.00
BA5B-SD4044-2211-11052022	570-116230-13	PCB-151	<DL	
BA5B-SD4044-2211FD-11052022	570-116230-28	PCB-151	<DL	200.00
BA5B-SD4448-2211-11052022	570-116230-14	PCB-151	<DL	
BA5B-SD4448-2211FD-11052022	570-116230-29	PCB-151	<DL	200.00
BA5B-SD0002-2211-11052022	570-116230-1	PCB-156	2.2	
BA5B-SD0002-2211FD-11052022	570-116230-16	PCB-156	8.3	-116.19
BA5B-SD0204-2211-11052022	570-116230-2	PCB-156	<DL	
BA5B-SD0204-2211FD-11052022	570-116230-17	PCB-156	5.9	200.00
BA5B-SD0406-2211-11052022	570-116230-3	PCB-156	26	
BA5B-SD0406-2211FD-11052022	570-116230-18	PCB-156	17	41.86
BA5B-SD0608-2211-11052022	570-116230-4	PCB-156	14	
BA5B-SD0608-2211FD-11052022	570-116230-19	PCB-156	19	-30.30
BA5B-SD0812-2211-11052022	570-116230-5	PCB-156	20	
BA5B-SD0812-2211FD-11052022	570-116230-20	PCB-156	41	-68.85
BA5B-SD1216-2211-11052022	570-116230-6	PCB-156	36	
BA5B-SD1216-2211FD-11052022	570-116230-21	PCB-156	29	21.54
BA5B-SD1620-2211-11052022	570-116230-7	PCB-156	16	

Field ID	Lab ID	**Analyte**	Result	RPD
BA5B-SD1620-2211FD-11052022	570-116230-22	PCB-156	14	13.33
BA5B-SD2024-2211-11052022	570-116230-8	PCB-156	<DL	
BA5B-SD2024-2211FD-11052022	570-116230-23	PCB-156	1.4	200.00
BA5B-SD2428-2211-11052022	570-116230-9	PCB-156	<DL	
BA5B-SD2428-2211FD-11052022	570-116230-24	PCB-156	<DL	200.00
BA5B-SD2832-2211-11052022	570-116230-10	PCB-156	<DL	
BA5B-SD2832-2211FD-11052022	570-116230-25	PCB-156	<DL	200.00
BA5B-SD3236-2211-11052022	570-116230-11	PCB-156	<DL	
BA5B-SD3236-2211FD-11052022	570-116230-26	PCB-156	<DL	200.00
BA5B-SD3640-2211-11052022	570-116230-12	PCB-156	<DL	
BA5B-SD3640-2211FD-11052022	570-116230-27	PCB-156	<DL	200.00
BA5B-SD4044-2211-11052022	570-116230-13	PCB-156	<DL	
BA5B-SD4044-2211FD-11052022	570-116230-28	PCB-156	<DL	200.00
BA5B-SD4448-2211-11052022	570-116230-14	PCB-156	<DL	
BA5B-SD4448-2211FD-11052022	570-116230-29	PCB-156	<DL	200.00
BA5B-SD0002-2211-11052022	570-116230-1	PCB-157	<DL	
BA5B-SD0002-2211FD-11052022	570-116230-16	PCB-157	<DL	200.00
BA5B-SD0204-2211-11052022	570-116230-2	PCB-157	<DL	
BA5B-SD0204-2211FD-11052022	570-116230-17	PCB-157	<DL	200.00
BA5B-SD0406-2211-11052022	570-116230-3	PCB-157	<DL	
BA5B-SD0406-2211FD-11052022	570-116230-18	PCB-157	<DL	200.00
BA5B-SD0608-2211-11052022	570-116230-4	PCB-157	<DL	
BA5B-SD0608-2211FD-11052022	570-116230-19	PCB-157	<DL	200.00
BA5B-SD0812-2211-11052022	570-116230-5	PCB-157	<DL	
BA5B-SD0812-2211FD-11052022	570-116230-20	PCB-157	<DL	200.00
BA5B-SD1216-2211-11052022	570-116230-6	PCB-157	<DL	
BA5B-SD1216-2211FD-11052022	570-116230-21	PCB-157	<DL	200.00

Field ID	Lab ID	**Analyte**	Result	RPD
BA5B-SD1620-2211-11052022	570-116230-7	PCB-157	<DL	
BA5B-SD1620-2211FD-11052022	570-116230-22	PCB-157	<DL	200.00
BA5B-SD2024-2211-11052022	570-116230-8	PCB-157	<DL	
BA5B-SD2024-2211FD-11052022	570-116230-23	PCB-157	<DL	200.00
BA5B-SD2428-2211-11052022	570-116230-9	PCB-157	<DL	
BA5B-SD2428-2211FD-11052022	570-116230-24	PCB-157	<DL	200.00
BA5B-SD2832-2211-11052022	570-116230-10	PCB-157	<DL	
BA5B-SD2832-2211FD-11052022	570-116230-25	PCB-157	<DL	200.00
BA5B-SD3236-2211-11052022	570-116230-11	PCB-157	<DL	
BA5B-SD3236-2211FD-11052022	570-116230-26	PCB-157	<DL	200.00
BA5B-SD3640-2211-11052022	570-116230-12	PCB-157	0.46	
BA5B-SD3640-2211FD-11052022	570-116230-27	PCB-157	<DL	200.00
BA5B-SD4044-2211-11052022	570-116230-13	PCB-157	<DL	
BA5B-SD4044-2211FD-11052022	570-116230-28	PCB-157	<DL	200.00
BA5B-SD4448-2211-11052022	570-116230-14	PCB-157	<DL	
BA5B-SD4448-2211FD-11052022	570-116230-29	PCB-157	<DL	200.00
BA5B-SD0002-2211-11052022	570-116230-1	PCB-167	<DL	
BA5B-SD0002-2211FD-11052022	570-116230-16	PCB-167	<DL	200.00
BA5B-SD0204-2211-11052022	570-116230-2	PCB-167	<DL	
BA5B-SD0204-2211FD-11052022	570-116230-17	PCB-167	<DL	200.00
BA5B-SD0406-2211-11052022	570-116230-3	PCB-167	<DL	
BA5B-SD0406-2211FD-11052022	570-116230-18	PCB-167	<DL	200.00
BA5B-SD0608-2211-11052022	570-116230-4	PCB-167	<DL	
BA5B-SD0608-2211FD-11052022	570-116230-19	PCB-167	<DL	200.00
BA5B-SD0812-2211-11052022	570-116230-5	PCB-167	<DL	
BA5B-SD0812-2211FD-11052022	570-116230-20	PCB-167	<DL	200.00
BA5B-SD1216-2211-11052022	570-116230-6	PCB-167	<DL	

Field ID	Lab ID	**Analyte**	Result	RPD
BA5B-SD1216-2211FD-11052022	570-116230-21	PCB-167	<DL	200.00
BA5B-SD1620-2211-11052022	570-116230-7	PCB-167	<DL	
BA5B-SD1620-2211FD-11052022	570-116230-22	PCB-167	<DL	200.00
BA5B-SD2024-2211-11052022	570-116230-8	PCB-167	<DL	
BA5B-SD2024-2211FD-11052022	570-116230-23	PCB-167	<DL	200.00
BA5B-SD2428-2211-11052022	570-116230-9	PCB-167	<DL	
BA5B-SD2428-2211FD-11052022	570-116230-24	PCB-167	<DL	200.00
BA5B-SD2832-2211-11052022	570-116230-10	PCB-167	<DL	
BA5B-SD2832-2211FD-11052022	570-116230-25	PCB-167	<DL	200.00
BA5B-SD3236-2211-11052022	570-116230-11	PCB-167	<DL	
BA5B-SD3236-2211FD-11052022	570-116230-26	PCB-167	<DL	200.00
BA5B-SD3640-2211-11052022	570-116230-12	PCB-167	<DL	
BA5B-SD3640-2211FD-11052022	570-116230-27	PCB-167	<DL	200.00
BA5B-SD4044-2211-11052022	570-116230-13	PCB-167	<DL	
BA5B-SD4044-2211FD-11052022	570-116230-28	PCB-167	<DL	200.00
BA5B-SD4448-2211-11052022	570-116230-14	PCB-167	<DL	
BA5B-SD4448-2211FD-11052022	570-116230-29	PCB-167	<DL	200.00
BA5B-SD0002-2211-11052022	570-116230-1	PCB-168	<DL	
BA5B-SD0002-2211FD-11052022	570-116230-16	PCB-168	<DL	200.00
BA5B-SD0204-2211-11052022	570-116230-2	PCB-168	<DL	
BA5B-SD0204-2211FD-11052022	570-116230-17	PCB-168	<DL	200.00
BA5B-SD0406-2211-11052022	570-116230-3	PCB-168	<DL	
BA5B-SD0406-2211FD-11052022	570-116230-18	PCB-168	<DL	200.00
BA5B-SD0608-2211-11052022	570-116230-4	PCB-168	<DL	
BA5B-SD0608-2211FD-11052022	570-116230-19	PCB-168	<DL	200.00
BA5B-SD0812-2211-11052022	570-116230-5	PCB-168	<DL	
BA5B-SD0812-2211FD-11052022	570-116230-20	PCB-168	<DL	200.00

Field ID	Lab ID	**Analyte**	Result	RPD
BA5B-SD1216-2211-11052022	570-116230-6	PCB-168	<DL	
BA5B-SD1216-2211FD-11052022	570-116230-21	PCB-168	<DL	200.00
BA5B-SD1620-2211-11052022	570-116230-7	PCB-168	<DL	
BA5B-SD1620-2211FD-11052022	570-116230-22	PCB-168	<DL	200.00
BA5B-SD2024-2211-11052022	570-116230-8	PCB-168	<DL	
BA5B-SD2024-2211FD-11052022	570-116230-23	PCB-168	<DL	200.00
BA5B-SD2428-2211-11052022	570-116230-9	PCB-168	<DL	
BA5B-SD2428-2211FD-11052022	570-116230-24	PCB-168	<DL	200.00
BA5B-SD2832-2211-11052022	570-116230-10	PCB-168	<DL	
BA5B-SD2832-2211FD-11052022	570-116230-25	PCB-168	<DL	200.00
BA5B-SD3236-2211-11052022	570-116230-11	PCB-168	<DL	
BA5B-SD3236-2211FD-11052022	570-116230-26	PCB-168	<DL	200.00
BA5B-SD3640-2211-11052022	570-116230-12	PCB-168	<DL	
BA5B-SD3640-2211FD-11052022	570-116230-27	PCB-168	<DL	200.00
BA5B-SD4044-2211-11052022	570-116230-13	PCB-168	<DL	
BA5B-SD4044-2211FD-11052022	570-116230-28	PCB-168	<DL	200.00
BA5B-SD4448-2211-11052022	570-116230-14	PCB-168	<DL	
BA5B-SD4448-2211FD-11052022	570-116230-29	PCB-168	<DL	200.00
BA5B-SD0002-2211-11052022	570-116230-1	PCB-169	<DL	
BA5B-SD0002-2211FD-11052022	570-116230-16	PCB-169	<DL	200.00
BA5B-SD0204-2211-11052022	570-116230-2	PCB-169	<DL	
BA5B-SD0204-2211FD-11052022	570-116230-17	PCB-169	<DL	200.00
BA5B-SD0406-2211-11052022	570-116230-3	PCB-169	<DL	
BA5B-SD0406-2211FD-11052022	570-116230-18	PCB-169	<DL	200.00
BA5B-SD0608-2211-11052022	570-116230-4	PCB-169	<DL	
BA5B-SD0608-2211FD-11052022	570-116230-19	PCB-169	<DL	200.00
BA5B-SD0812-2211-11052022	570-116230-5	PCB-169	<DL	

Field ID	Lab ID	**Analyte**	Result	RPD
BA5B-SD0812-2211FD-11052022	570-116230-20	PCB-169	<DL	200.00
BA5B-SD1216-2211-11052022	570-116230-6	PCB-169	<DL	
BA5B-SD1216-2211FD-11052022	570-116230-21	PCB-169	<DL	200.00
BA5B-SD1620-2211-11052022	570-116230-7	PCB-169	<DL	
BA5B-SD1620-2211FD-11052022	570-116230-22	PCB-169	<DL	200.00
BA5B-SD2024-2211-11052022	570-116230-8	PCB-169	<DL	
BA5B-SD2024-2211FD-11052022	570-116230-23	PCB-169	<DL	200.00
BA5B-SD2428-2211-11052022	570-116230-9	PCB-169	<DL	
BA5B-SD2428-2211FD-11052022	570-116230-24	PCB-169	<DL	200.00
BA5B-SD2832-2211-11052022	570-116230-10	PCB-169	<DL	
BA5B-SD2832-2211FD-11052022	570-116230-25	PCB-169	<DL	200.00
BA5B-SD3236-2211-11052022	570-116230-11	PCB-169	<DL	
BA5B-SD3236-2211FD-11052022	570-116230-26	PCB-169	<DL	200.00
BA5B-SD3640-2211-11052022	570-116230-12	PCB-169	<DL	
BA5B-SD3640-2211FD-11052022	570-116230-27	PCB-169	<DL	200.00
BA5B-SD4044-2211-11052022	570-116230-13	PCB-169	<DL	
BA5B-SD4044-2211FD-11052022	570-116230-28	PCB-169	<DL	200.00
BA5B-SD4448-2211-11052022	570-116230-14	PCB-169	<DL	
BA5B-SD4448-2211FD-11052022	570-116230-29	PCB-169	<DL	200.00
BA5B-SD0002-2211-11052022	570-116230-1	PCB-170	5.5	
BA5B-SD0002-2211FD-11052022	570-116230-16	PCB-170	12	-74.29
BA5B-SD0204-2211-11052022	570-116230-2	PCB-170	11	
BA5B-SD0204-2211FD-11052022	570-116230-17	PCB-170	15	-30.77
BA5B-SD0406-2211-11052022	570-116230-3	PCB-170	32	
BA5B-SD0406-2211FD-11052022	570-116230-18	PCB-170	18	56.00
BA5B-SD0608-2211-11052022	570-116230-4	PCB-170	25	
BA5B-SD0608-2211FD-11052022	570-116230-19	PCB-170	24	4.08

Field ID	Lab ID	**Analyte**	Result	RPD
BA5B-SD0812-2211-11052022	570-116230-5	PCB-170	38	
BA5B-SD0812-2211FD-11052022	570-116230-20	PCB-170	82	-73.33
BA5B-SD1216-2211-11052022	570-116230-6	PCB-170	70	
BA5B-SD1216-2211FD-11052022	570-116230-21	PCB-170	58	18.75
BA5B-SD1620-2211-11052022	570-116230-7	PCB-170	39	
BA5B-SD1620-2211FD-11052022	570-116230-22	PCB-170	28	32.84
BA5B-SD2024-2211-11052022	570-116230-8	PCB-170	3.4	
BA5B-SD2024-2211FD-11052022	570-116230-23	PCB-170	2.2	42.86
BA5B-SD2428-2211-11052022	570-116230-9	PCB-170	<DL	
BA5B-SD2428-2211FD-11052022	570-116230-24	PCB-170	<DL	200.00
BA5B-SD2832-2211-11052022	570-116230-10	PCB-170	<DL	
BA5B-SD2832-2211FD-11052022	570-116230-25	PCB-170	<DL	200.00
BA5B-SD3236-2211-11052022	570-116230-11	PCB-170	<DL	
BA5B-SD3236-2211FD-11052022	570-116230-26	PCB-170	<DL	200.00
BA5B-SD3640-2211-11052022	570-116230-12	PCB-170	0.66	
BA5B-SD3640-2211FD-11052022	570-116230-27	PCB-170	<DL	200.00
BA5B-SD4044-2211-11052022	570-116230-13	PCB-170	<DL	
BA5B-SD4044-2211FD-11052022	570-116230-28	PCB-170	<DL	200.00
BA5B-SD4448-2211-11052022	570-116230-14	PCB-170	<DL	
BA5B-SD4448-2211FD-11052022	570-116230-29	PCB-170	<DL	200.00
BA5B-SD0002-2211-11052022	570-116230-1	PCB-177	2.8	
BA5B-SD0002-2211FD-11052022	570-116230-16	PCB-177	4.5	-46.58
BA5B-SD0204-2211-11052022	570-116230-2	PCB-177	7.2	
BA5B-SD0204-2211FD-11052022	570-116230-17	PCB-177	6.2	14.93
BA5B-SD0406-2211-11052022	570-116230-3	PCB-177	15	
BA5B-SD0406-2211FD-11052022	570-116230-18	PCB-177	6.9	73.97
BA5B-SD0608-2211-11052022	570-116230-4	PCB-177	17	

Field ID	Lab ID	**Analyte**	Result	RPD
BA5B-SD0608-2211FD-11052022	570-116230-19	PCB-177	12	34.48
BA5B-SD0812-2211-11052022	570-116230-5	PCB-177	9.8	
BA5B-SD0812-2211FD-11052022	570-116230-20	PCB-177	27	-93.48
BA5B-SD1216-2211-11052022	570-116230-6	PCB-177	35	
BA5B-SD1216-2211FD-11052022	570-116230-21	PCB-177	26	29.51
BA5B-SD1620-2211-11052022	570-116230-7	PCB-177	17	
BA5B-SD1620-2211FD-11052022	570-116230-22	PCB-177	16	6.06
BA5B-SD2024-2211-11052022	570-116230-8	PCB-177	1.7	
BA5B-SD2024-2211FD-11052022	570-116230-23	PCB-177	1.3	26.67
BA5B-SD2428-2211-11052022	570-116230-9	PCB-177	0.78	
BA5B-SD2428-2211FD-11052022	570-116230-24	PCB-177	<DL	200.00
BA5B-SD2832-2211-11052022	570-116230-10	PCB-177	<DL	
BA5B-SD2832-2211FD-11052022	570-116230-25	PCB-177	<DL	200.00
BA5B-SD3236-2211-11052022	570-116230-11	PCB-177	<DL	
BA5B-SD3236-2211FD-11052022	570-116230-26	PCB-177	<DL	200.00
BA5B-SD3640-2211-11052022	570-116230-12	PCB-177	<DL	
BA5B-SD3640-2211FD-11052022	570-116230-27	PCB-177	<DL	200.00
BA5B-SD4044-2211-11052022	570-116230-13	PCB-177	<DL	
BA5B-SD4044-2211FD-11052022	570-116230-28	PCB-177	<DL	200.00
BA5B-SD4448-2211-11052022	570-116230-14	PCB-177	<DL	
BA5B-SD4448-2211FD-11052022	570-116230-29	PCB-177	<DL	200.00
BA5B-SD0002-2211-11052022	570-116230-1	PCB-18	<DL	
BA5B-SD0002-2211FD-11052022	570-116230-16	PCB-18	<DL	200.00
BA5B-SD0204-2211-11052022	570-116230-2	PCB-18	<DL	
BA5B-SD0204-2211FD-11052022	570-116230-17	PCB-18	11	200.00
BA5B-SD0406-2211-11052022	570-116230-3	PCB-18	<DL	
BA5B-SD0406-2211FD-11052022	570-116230-18	PCB-18	<DL	200.00

Field ID	Lab ID	**Analyte**	Result	RPD
BA5B-SD0608-2211-11052022	570-116230-4	PCB-18	25	
BA5B-SD0608-2211FD-11052022	570-116230-19	PCB-18	22	12.77
BA5B-SD0812-2211-11052022	570-116230-5	PCB-18	33	
BA5B-SD0812-2211FD-11052022	570-116230-20	PCB-18	130	-119.02
BA5B-SD1216-2211-11052022	570-116230-6	PCB-18	96	
BA5B-SD1216-2211FD-11052022	570-116230-21	PCB-18	65	38.51
BA5B-SD1620-2211-11052022	570-116230-7	PCB-18	48	
BA5B-SD1620-2211FD-11052022	570-116230-22	PCB-18	34	34.15
BA5B-SD2024-2211-11052022	570-116230-8	PCB-18	<DL	
BA5B-SD2024-2211FD-11052022	570-116230-23	PCB-18	2.9	200.00
BA5B-SD2428-2211-11052022	570-116230-9	PCB-18	2.0	
BA5B-SD2428-2211FD-11052022	570-116230-24	PCB-18	<DL	200.00
BA5B-SD2832-2211-11052022	570-116230-10	PCB-18	<DL	
BA5B-SD2832-2211FD-11052022	570-116230-25	PCB-18	<DL	200.00
BA5B-SD3236-2211-11052022	570-116230-11	PCB-18	<DL	
BA5B-SD3236-2211FD-11052022	570-116230-26	PCB-18	<DL	200.00
BA5B-SD3640-2211-11052022	570-116230-12	PCB-18	<DL	
BA5B-SD3640-2211FD-11052022	570-116230-27	PCB-18	<DL	200.00
BA5B-SD4044-2211-11052022	570-116230-13	PCB-18	<DL	
BA5B-SD4044-2211FD-11052022	570-116230-28	PCB-18	<DL	200.00
BA5B-SD4448-2211-11052022	570-116230-14	PCB-18	<DL	
BA5B-SD4448-2211FD-11052022	570-116230-29	PCB-18	<DL	200.00
BA5B-SD0002-2211-11052022	570-116230-1	PCB-180	9.0	
BA5B-SD0002-2211FD-11052022	570-116230-16	PCB-180	20	-75.86
BA5B-SD0204-2211-11052022	570-116230-2	PCB-180	27	
BA5B-SD0204-2211FD-11052022	570-116230-17	PCB-180	31	-13.79
BA5B-SD0406-2211-11052022	570-116230-3	PCB-180	68	

Field ID	Lab ID	**Analyte**	Result	RPD
BA5B-SD0406-2211FD-11052022	570-116230-18	PCB-180	31	74.75
BA5B-SD0608-2211-11052022	570-116230-4	PCB-180	52	
BA5B-SD0608-2211FD-11052022	570-116230-19	PCB-180	54	-3.77
BA5B-SD0812-2211-11052022	570-116230-5	PCB-180	48	
BA5B-SD0812-2211FD-11052022	570-116230-20	PCB-180	110	-78.48
BA5B-SD1216-2211-11052022	570-116230-6	PCB-180	120	
BA5B-SD1216-2211FD-11052022	570-116230-21	PCB-180	99	19.18
BA5B-SD1620-2211-11052022	570-116230-7	PCB-180	73	
BA5B-SD1620-2211FD-11052022	570-116230-22	PCB-180	64	13.14
BA5B-SD2024-2211-11052022	570-116230-8	PCB-180	6.0	
BA5B-SD2024-2211FD-11052022	570-116230-23	PCB-180	3.7	47.42
BA5B-SD2428-2211-11052022	570-116230-9	PCB-180	2.2	
BA5B-SD2428-2211FD-11052022	570-116230-24	PCB-180	<DL	200.00
BA5B-SD2832-2211-11052022	570-116230-10	PCB-180	<DL	
BA5B-SD2832-2211FD-11052022	570-116230-25	PCB-180	0.60	200.00
BA5B-SD3236-2211-11052022	570-116230-11	PCB-180	<DL	
BA5B-SD3236-2211FD-11052022	570-116230-26	PCB-180	<DL	200.00
BA5B-SD3640-2211-11052022	570-116230-12	PCB-180	0.57	
BA5B-SD3640-2211FD-11052022	570-116230-27	PCB-180	<DL	200.00
BA5B-SD4044-2211-11052022	570-116230-13	PCB-180	<DL	
BA5B-SD4044-2211FD-11052022	570-116230-28	PCB-180	<DL	200.00
BA5B-SD4448-2211-11052022	570-116230-14	PCB-180	<DL	
BA5B-SD4448-2211FD-11052022	570-116230-29	PCB-180	<DL	200.00
BA5B-SD0002-2211-11052022	570-116230-1	PCB-183	2.3	
BA5B-SD0002-2211FD-11052022	570-116230-16	PCB-183	4.4	-62.69
BA5B-SD0204-2211-11052022	570-116230-2	PCB-183	7.0	
BA5B-SD0204-2211FD-11052022	570-116230-17	PCB-183	5.7	20.47

Field ID	Lab ID	**Analyte**	Result	RPD
BA5B-SD0406-2211-11052022	570-116230-3	PCB-183	14	
BA5B-SD0406-2211FD-11052022	570-116230-18	PCB-183	7.9	55.71
BA5B-SD0608-2211-11052022	570-116230-4	PCB-183	12	
BA5B-SD0608-2211FD-11052022	570-116230-19	PCB-183	11	8.70
BA5B-SD0812-2211-11052022	570-116230-5	PCB-183	9.8	
BA5B-SD0812-2211FD-11052022	570-116230-20	PCB-183	21	-72.73
BA5B-SD1216-2211-11052022	570-116230-6	PCB-183	27	
BA5B-SD1216-2211FD-11052022	570-116230-21	PCB-183	23	16.00
BA5B-SD1620-2211-11052022	570-116230-7	PCB-183	16	
BA5B-SD1620-2211FD-11052022	570-116230-22	PCB-183	16	0.00
BA5B-SD2024-2211-11052022	570-116230-8	PCB-183	2.5	
BA5B-SD2024-2211FD-11052022	570-116230-23	PCB-183	1.3	63.16
BA5B-SD2428-2211-11052022	570-116230-9	PCB-183	0.67	
BA5B-SD2428-2211FD-11052022	570-116230-24	PCB-183	<DL	200.00
BA5B-SD2832-2211-11052022	570-116230-10	PCB-183	<DL	
BA5B-SD2832-2211FD-11052022	570-116230-25	PCB-183	<DL	200.00
BA5B-SD3236-2211-11052022	570-116230-11	PCB-183	<DL	
BA5B-SD3236-2211FD-11052022	570-116230-26	PCB-183	<DL	200.00
BA5B-SD3640-2211-11052022	570-116230-12	PCB-183	<DL	
BA5B-SD3640-2211FD-11052022	570-116230-27	PCB-183	<DL	200.00
BA5B-SD4044-2211-11052022	570-116230-13	PCB-183	<DL	
BA5B-SD4044-2211FD-11052022	570-116230-28	PCB-183	<DL	200.00
BA5B-SD4448-2211-11052022	570-116230-14	PCB-183	<DL	
BA5B-SD4448-2211FD-11052022	570-116230-29	PCB-183	<DL	200.00
BA5B-SD0002-2211-11052022	570-116230-1	PCB-187	4.2	
BA5B-SD0002-2211FD-11052022	570-116230-16	PCB-187	8.7	-69.77
BA5B-SD0204-2211-11052022	570-116230-2	PCB-187	13	

Field ID	Lab ID	**Analyte**	Result	RPD
BA5B-SD0204-2211FD-11052022	570-116230-17	PCB-187	12	8.00
BA5B-SD0406-2211-11052022	570-116230-3	PCB-187	25	
BA5B-SD0406-2211FD-11052022	570-116230-18	PCB-187	18	32.56
BA5B-SD0608-2211-11052022	570-116230-4	PCB-187	27	
BA5B-SD0608-2211FD-11052022	570-116230-19	PCB-187	28	-3.64
BA5B-SD0812-2211-11052022	570-116230-5	PCB-187	19	
BA5B-SD0812-2211FD-11052022	570-116230-20	PCB-187	50	-89.86
BA5B-SD1216-2211-11052022	570-116230-6	PCB-187	60	
BA5B-SD1216-2211FD-11052022	570-116230-21	PCB-187	48	22.22
BA5B-SD1620-2211-11052022	570-116230-7	PCB-187	40	
BA5B-SD1620-2211FD-11052022	570-116230-22	PCB-187	39	2.53
BA5B-SD2024-2211-11052022	570-116230-8	PCB-187	4.6	
BA5B-SD2024-2211FD-11052022	570-116230-23	PCB-187	2.3	66.67
BA5B-SD2428-2211-11052022	570-116230-9	PCB-187	0.99	
BA5B-SD2428-2211FD-11052022	570-116230-24	PCB-187	<DL	200.00
BA5B-SD2832-2211-11052022	570-116230-10	PCB-187	0.35	
BA5B-SD2832-2211FD-11052022	570-116230-25	PCB-187	0.44	-22.78
BA5B-SD3236-2211-11052022	570-116230-11	PCB-187	0.42	
BA5B-SD3236-2211FD-11052022	570-116230-26	PCB-187	<DL	200.00
BA5B-SD3640-2211-11052022	570-116230-12	PCB-187	0.41	
BA5B-SD3640-2211FD-11052022	570-116230-27	PCB-187	<DL	200.00
BA5B-SD4044-2211-11052022	570-116230-13	PCB-187	<DL	
BA5B-SD4044-2211FD-11052022	570-116230-28	PCB-187	<DL	200.00
BA5B-SD4448-2211-11052022	570-116230-14	PCB-187	<DL	
BA5B-SD4448-2211FD-11052022	570-116230-29	PCB-187	0.18	200.00
BA5B-SD0002-2211-11052022	570-116230-1	PCB-189	<DL	
BA5B-SD0002-2211FD-11052022	570-116230-16	PCB-189	<DL	200.00

Field ID	Lab ID	**Analyte**	Result	RPD
BA5B-SD0204-2211-11052022	570-116230-2	PCB-189	<DL	
BA5B-SD0204-2211FD-11052022	570-116230-17	PCB-189	<DL	200.00
BA5B-SD0406-2211-11052022	570-116230-3	PCB-189	<DL	
BA5B-SD0406-2211FD-11052022	570-116230-18	PCB-189	<DL	200.00
BA5B-SD0608-2211-11052022	570-116230-4	PCB-189	<DL	
BA5B-SD0608-2211FD-11052022	570-116230-19	PCB-189	<DL	200.00
BA5B-SD0812-2211-11052022	570-116230-5	PCB-189	<DL	
BA5B-SD0812-2211FD-11052022	570-116230-20	PCB-189	<DL	200.00
BA5B-SD1216-2211-11052022	570-116230-6	PCB-189	<DL	
BA5B-SD1216-2211FD-11052022	570-116230-21	PCB-189	<DL	200.00
BA5B-SD1620-2211-11052022	570-116230-7	PCB-189	<DL	
BA5B-SD1620-2211FD-11052022	570-116230-22	PCB-189	<DL	200.00
BA5B-SD2024-2211-11052022	570-116230-8	PCB-189	<DL	
BA5B-SD2024-2211FD-11052022	570-116230-23	PCB-189	<DL	200.00
BA5B-SD2428-2211-11052022	570-116230-9	PCB-189	<DL	
BA5B-SD2428-2211FD-11052022	570-116230-24	PCB-189	<DL	200.00
BA5B-SD2832-2211-11052022	570-116230-10	PCB-189	<DL	
BA5B-SD2832-2211FD-11052022	570-116230-25	PCB-189	<DL	200.00
BA5B-SD3236-2211-11052022	570-116230-11	PCB-189	<DL	
BA5B-SD3236-2211FD-11052022	570-116230-26	PCB-189	<DL	200.00
BA5B-SD3640-2211-11052022	570-116230-12	PCB-189	0.59	
BA5B-SD3640-2211FD-11052022	570-116230-27	PCB-189	<DL	200.00
BA5B-SD4044-2211-11052022	570-116230-13	PCB-189	<DL	
BA5B-SD4044-2211FD-11052022	570-116230-28	PCB-189	<DL	200.00
BA5B-SD4448-2211-11052022	570-116230-14	PCB-189	<DL	
BA5B-SD4448-2211FD-11052022	570-116230-29	PCB-189	<DL	200.00
BA5B-SD0002-2211-11052022	570-116230-1	PCB-194	3.8	

Field ID	Lab ID	**Analyte**	Result	RPD
BA5B-SD0002-2211FD-11052022	570-116230-16	PCB-194	<DL	200.00
BA5B-SD0204-2211-11052022	570-116230-2	PCB-194	7.3	
BA5B-SD0204-2211FD-11052022	570-116230-17	PCB-194	7.8	-6.62
BA5B-SD0406-2211-11052022	570-116230-3	PCB-194	<DL	
BA5B-SD0406-2211FD-11052022	570-116230-18	PCB-194	8.0	200.00
BA5B-SD0608-2211-11052022	570-116230-4	PCB-194	<DL	
BA5B-SD0608-2211FD-11052022	570-116230-19	PCB-194	14	200.00
BA5B-SD0812-2211-11052022	570-116230-5	PCB-194	17	
BA5B-SD0812-2211FD-11052022	570-116230-20	PCB-194	40	-80.70
BA5B-SD1216-2211-11052022	570-116230-6	PCB-194	48	
BA5B-SD1216-2211FD-11052022	570-116230-21	PCB-194	25	63.01
BA5B-SD1620-2211-11052022	570-116230-7	PCB-194	22	
BA5B-SD1620-2211FD-11052022	570-116230-22	PCB-194	31	-33.96
BA5B-SD2024-2211-11052022	570-116230-8	PCB-194	<DL	
BA5B-SD2024-2211FD-11052022	570-116230-23	PCB-194	3.8	200.00
BA5B-SD2428-2211-11052022	570-116230-9	PCB-194	<DL	
BA5B-SD2428-2211FD-11052022	570-116230-24	PCB-194	<DL	200.00
BA5B-SD2832-2211-11052022	570-116230-10	PCB-194	<DL	
BA5B-SD2832-2211FD-11052022	570-116230-25	PCB-194	<DL	200.00
BA5B-SD3236-2211-11052022	570-116230-11	PCB-194	<DL	
BA5B-SD3236-2211FD-11052022	570-116230-26	PCB-194	<DL	200.00
BA5B-SD3640-2211-11052022	570-116230-12	PCB-194	0.46	
BA5B-SD3640-2211FD-11052022	570-116230-27	PCB-194	<DL	200.00
BA5B-SD4044-2211-11052022	570-116230-13	PCB-194	<DL	
BA5B-SD4044-2211FD-11052022	570-116230-28	PCB-194	<DL	200.00
BA5B-SD4448-2211-11052022	570-116230-14	PCB-194	<DL	
BA5B-SD4448-2211FD-11052022	570-116230-29	PCB-194	<DL	200.00

Field ID	Lab ID	**Analyte**	Result	RPD
BA5B-SD0002-2211-11052022	570-116230-1	PCB-195	<DL	
BA5B-SD0002-2211FD-11052022	570-116230-16	PCB-195	<DL	200.00
BA5B-SD0204-2211-11052022	570-116230-2	PCB-195	<DL	
BA5B-SD0204-2211FD-11052022	570-116230-17	PCB-195	<DL	200.00
BA5B-SD0406-2211-11052022	570-116230-3	PCB-195	<DL	
BA5B-SD0406-2211FD-11052022	570-116230-18	PCB-195	<DL	200.00
BA5B-SD0608-2211-11052022	570-116230-4	PCB-195	<DL	
BA5B-SD0608-2211FD-11052022	570-116230-19	PCB-195	<DL	200.00
BA5B-SD0812-2211-11052022	570-116230-5	PCB-195	<DL	
BA5B-SD0812-2211FD-11052022	570-116230-20	PCB-195	<DL	200.00
BA5B-SD1216-2211-11052022	570-116230-6	PCB-195	<DL	
BA5B-SD1216-2211FD-11052022	570-116230-21	PCB-195	19	200.00
BA5B-SD1620-2211-11052022	570-116230-7	PCB-195	14	
BA5B-SD1620-2211FD-11052022	570-116230-22	PCB-195	<DL	200.00
BA5B-SD2024-2211-11052022	570-116230-8	PCB-195	<DL	
BA5B-SD2024-2211FD-11052022	570-116230-23	PCB-195	<DL	200.00
BA5B-SD2428-2211-11052022	570-116230-9	PCB-195	<DL	
BA5B-SD2428-2211FD-11052022	570-116230-24	PCB-195	<DL	200.00
BA5B-SD2832-2211-11052022	570-116230-10	PCB-195	<DL	
BA5B-SD2832-2211FD-11052022	570-116230-25	PCB-195	<DL	200.00
BA5B-SD3236-2211-11052022	570-116230-11	PCB-195	<DL	
BA5B-SD3236-2211FD-11052022	570-116230-26	PCB-195	<DL	200.00
BA5B-SD3640-2211-11052022	570-116230-12	PCB-195	<DL	
BA5B-SD3640-2211FD-11052022	570-116230-27	PCB-195	<DL	200.00
BA5B-SD4044-2211-11052022	570-116230-13	PCB-195	<DL	
BA5B-SD4044-2211FD-11052022	570-116230-28	PCB-195	<DL	200.00
BA5B-SD4448-2211-11052022	570-116230-14	PCB-195	<DL	

Field ID	Lab ID	**Analyte**	Result	RPD
BA5B-SD4448-2211FD-11052022	570-116230-29	PCB-195	<DL	200.00
BA5B-SD0002-2211-11052022	570-116230-1	PCB-201	<DL	
BA5B-SD0002-2211FD-11052022	570-116230-16	PCB-201	<DL	200.00
BA5B-SD0204-2211-11052022	570-116230-2	PCB-201	1.9	
BA5B-SD0204-2211FD-11052022	570-116230-17	PCB-201	<DL	200.00
BA5B-SD0406-2211-11052022	570-116230-3	PCB-201	<DL	
BA5B-SD0406-2211FD-11052022	570-116230-18	PCB-201	<DL	200.00
BA5B-SD0608-2211-11052022	570-116230-4	PCB-201	<DL	
BA5B-SD0608-2211FD-11052022	570-116230-19	PCB-201	<DL	200.00
BA5B-SD0812-2211-11052022	570-116230-5	PCB-201	1.8	
BA5B-SD0812-2211FD-11052022	570-116230-20	PCB-201	6.6	-114.29
BA5B-SD1216-2211-11052022	570-116230-6	PCB-201	4.3	
BA5B-SD1216-2211FD-11052022	570-116230-21	PCB-201	5.3	-20.83
BA5B-SD1620-2211-11052022	570-116230-7	PCB-201	4.5	
BA5B-SD1620-2211FD-11052022	570-116230-22	PCB-201	<DL	200.00
BA5B-SD2024-2211-11052022	570-116230-8	PCB-201	<DL	
BA5B-SD2024-2211FD-11052022	570-116230-23	PCB-201	<DL	200.00
BA5B-SD2428-2211-11052022	570-116230-9	PCB-201	<DL	
BA5B-SD2428-2211FD-11052022	570-116230-24	PCB-201	<DL	200.00
BA5B-SD2832-2211-11052022	570-116230-10	PCB-201	<DL	
BA5B-SD2832-2211FD-11052022	570-116230-25	PCB-201	<DL	200.00
BA5B-SD3236-2211-11052022	570-116230-11	PCB-201	<DL	
BA5B-SD3236-2211FD-11052022	570-116230-26	PCB-201	<DL	200.00
BA5B-SD3640-2211-11052022	570-116230-12	PCB-201	<DL	
BA5B-SD3640-2211FD-11052022	570-116230-27	PCB-201	<DL	200.00
BA5B-SD4044-2211-11052022	570-116230-13	PCB-201	<DL	
BA5B-SD4044-2211FD-11052022	570-116230-28	PCB-201	<DL	200.00

Field ID	Lab ID	**Analyte**	Result	RPD
BA5B-SD4448-2211-11052022	570-116230-14	PCB-201	<DL	
BA5B-SD4448-2211FD-11052022	570-116230-29	PCB-201	<DL	200.00
BA5B-SD0002-2211-11052022	570-116230-1	PCB-203	4.5	
BA5B-SD0002-2211FD-11052022	570-116230-16	PCB-203	13	-97.14
BA5B-SD0204-2211-11052022	570-116230-2	PCB-203	15	
BA5B-SD0204-2211FD-11052022	570-116230-17	PCB-203	13	14.29
BA5B-SD0406-2211-11052022	570-116230-3	PCB-203	24	
BA5B-SD0406-2211FD-11052022	570-116230-18	PCB-203	20	18.18
BA5B-SD0608-2211-11052022	570-116230-4	PCB-203	33	
BA5B-SD0608-2211FD-11052022	570-116230-19	PCB-203	19	53.85
BA5B-SD0812-2211-11052022	570-116230-5	PCB-203	20	
BA5B-SD0812-2211FD-11052022	570-116230-20	PCB-203	35	-54.55
BA5B-SD1216-2211-11052022	570-116230-6	PCB-203	56	
BA5B-SD1216-2211FD-11052022	570-116230-21	PCB-203	45	21.78
BA5B-SD1620-2211-11052022	570-116230-7	PCB-203	33	
BA5B-SD1620-2211FD-11052022	570-116230-22	PCB-203	14	80.85
BA5B-SD2024-2211-11052022	570-116230-8	PCB-203	<DL	
BA5B-SD2024-2211FD-11052022	570-116230-23	PCB-203	1.1	200.00
BA5B-SD2428-2211-11052022	570-116230-9	PCB-203	<DL	
BA5B-SD2428-2211FD-11052022	570-116230-24	PCB-203	<DL	200.00
BA5B-SD2832-2211-11052022	570-116230-10	PCB-203	<DL	
BA5B-SD2832-2211FD-11052022	570-116230-25	PCB-203	<DL	200.00
BA5B-SD3236-2211-11052022	570-116230-11	PCB-203	<DL	
BA5B-SD3236-2211FD-11052022	570-116230-26	PCB-203	<DL	200.00
BA5B-SD3640-2211-11052022	570-116230-12	PCB-203	<DL	
BA5B-SD3640-2211FD-11052022	570-116230-27	PCB-203	<DL	200.00
BA5B-SD4044-2211-11052022	570-116230-13	PCB-203	<DL	

Field ID	Lab ID	**Analyte**	Result	RPD
BA5B-SD4044-2211FD-11052022	570-116230-28	PCB-203	<DL	200.00
BA5B-SD4448-2211-11052022	570-116230-14	PCB-203	<DL	
BA5B-SD4448-2211FD-11052022	570-116230-29	PCB-203	<DL	200.00
BA5B-SD0002-2211-11052022	570-116230-1	PCB-206	1.9	
BA5B-SD0002-2211FD-11052022	570-116230-16	PCB-206	3.2	-50.98
BA5B-SD0204-2211-11052022	570-116230-2	PCB-206	6.5	
BA5B-SD0204-2211FD-11052022	570-116230-17	PCB-206	<DL	200.00
BA5B-SD0406-2211-11052022	570-116230-3	PCB-206	<DL	
BA5B-SD0406-2211FD-11052022	570-116230-18	PCB-206	<DL	200.00
BA5B-SD0608-2211-11052022	570-116230-4	PCB-206	<DL	
BA5B-SD0608-2211FD-11052022	570-116230-19	PCB-206	7.2	200.00
BA5B-SD0812-2211-11052022	570-116230-5	PCB-206	6.1	
BA5B-SD0812-2211FD-11052022	570-116230-20	PCB-206	<DL	200.00
BA5B-SD1216-2211-11052022	570-116230-6	PCB-206	19	
BA5B-SD1216-2211FD-11052022	570-116230-21	PCB-206	12	45.16
BA5B-SD1620-2211-11052022	570-116230-7	PCB-206	12	
BA5B-SD1620-2211FD-11052022	570-116230-22	PCB-206	<DL	200.00
BA5B-SD2024-2211-11052022	570-116230-8	PCB-206	<DL	
BA5B-SD2024-2211FD-11052022	570-116230-23	PCB-206	2.5	200.00
BA5B-SD2428-2211-11052022	570-116230-9	PCB-206	1.1	
BA5B-SD2428-2211FD-11052022	570-116230-24	PCB-206	<DL	200.00
BA5B-SD2832-2211-11052022	570-116230-10	PCB-206	<DL	
BA5B-SD2832-2211FD-11052022	570-116230-25	PCB-206	<DL	200.00
BA5B-SD3236-2211-11052022	570-116230-11	PCB-206	<DL	
BA5B-SD3236-2211FD-11052022	570-116230-26	PCB-206	<DL	200.00
BA5B-SD3640-2211-11052022	570-116230-12	PCB-206	0.61	
BA5B-SD3640-2211FD-11052022	570-116230-27	PCB-206	<DL	200.00

Field ID	Lab ID	**Analyte**	Result	RPD
BA5B-SD4044-2211-11052022	570-116230-13	PCB-206	<DL	
BA5B-SD4044-2211FD-11052022	570-116230-28	PCB-206	<DL	200.00
BA5B-SD4448-2211-11052022	570-116230-14	PCB-206	<DL	
BA5B-SD4448-2211FD-11052022	570-116230-29	PCB-206	<DL	200.00
BA5B-SD0002-2211-11052022	570-116230-1	PCB-28	8.7	
BA5B-SD0002-2211FD-11052022	570-116230-16	PCB-28	14	-46.70
BA5B-SD0204-2211-11052022	570-116230-2	PCB-28	32	
BA5B-SD0204-2211FD-11052022	570-116230-17	PCB-28	19	50.98
BA5B-SD0406-2211-11052022	570-116230-3	PCB-28	57	
BA5B-SD0406-2211FD-11052022	570-116230-18	PCB-28	37	42.55
BA5B-SD0608-2211-11052022	570-116230-4	PCB-28	58	
BA5B-SD0608-2211FD-11052022	570-116230-19	PCB-28	60	-3.39
BA5B-SD0812-2211-11052022	570-116230-5	PCB-28	62	
BA5B-SD0812-2211FD-11052022	570-116230-20	PCB-28	170	-93.10
BA5B-SD1216-2211-11052022	570-116230-6	PCB-28	150	
BA5B-SD1216-2211FD-11052022	570-116230-21	PCB-28	110	30.77
BA5B-SD1620-2211-11052022	570-116230-7	PCB-28	66	
BA5B-SD1620-2211FD-11052022	570-116230-22	PCB-28	45	37.84
BA5B-SD2024-2211-11052022	570-116230-8	PCB-28	5.4	
BA5B-SD2024-2211FD-11052022	570-116230-23	PCB-28	3.8	34.78
BA5B-SD2428-2211-11052022	570-116230-9	PCB-28	2.0	
BA5B-SD2428-2211FD-11052022	570-116230-24	PCB-28	<DL	200.00
BA5B-SD2832-2211-11052022	570-116230-10	PCB-28	<DL	
BA5B-SD2832-2211FD-11052022	570-116230-25	PCB-28	<DL	200.00
BA5B-SD3236-2211-11052022	570-116230-11	PCB-28	<DL	
BA5B-SD3236-2211FD-11052022	570-116230-26	PCB-28	<DL	200.00
BA5B-SD3640-2211-11052022	570-116230-12	PCB-28	2.4	

Field ID	Lab ID	**Analyte**	Result	RPD
BA5B-SD3640-2211FD-11052022	570-116230-27	PCB-28	0.20	169.23
BA5B-SD4044-2211-11052022	570-116230-13	PCB-28	<DL	
BA5B-SD4044-2211FD-11052022	570-116230-28	PCB-28	<DL	200.00
BA5B-SD4448-2211-11052022	570-116230-14	PCB-28	<DL	
BA5B-SD4448-2211FD-11052022	570-116230-29	PCB-28	<DL	200.00
BA5B-SD0002-2211-11052022	570-116230-1	PCB-31	5.4	
BA5B-SD0002-2211FD-11052022	570-116230-16	PCB-31	13	-82.61
BA5B-SD0204-2211-11052022	570-116230-2	PCB-31	24	
BA5B-SD0204-2211FD-11052022	570-116230-17	PCB-31	22	8.70
BA5B-SD0406-2211-11052022	570-116230-3	PCB-31	48	
BA5B-SD0406-2211FD-11052022	570-116230-18	PCB-31	33	37.04
BA5B-SD0608-2211-11052022	570-116230-4	PCB-31	52	
BA5B-SD0608-2211FD-11052022	570-116230-19	PCB-31	41	23.66
BA5B-SD0812-2211-11052022	570-116230-5	PCB-31	63	
BA5B-SD0812-2211FD-11052022	570-116230-20	PCB-31	130	-69.43
BA5B-SD1216-2211-11052022	570-116230-6	PCB-31	170	
BA5B-SD1216-2211FD-11052022	570-116230-21	PCB-31	130	26.67
BA5B-SD1620-2211-11052022	570-116230-7	PCB-31	76	
BA5B-SD1620-2211FD-11052022	570-116230-22	PCB-31	40	62.07
BA5B-SD2024-2211-11052022	570-116230-8	PCB-31	3.5	
BA5B-SD2024-2211FD-11052022	570-116230-23	PCB-31	2.3	41.38
BA5B-SD0002-2211-11052022	570-116230-1	PCB-44	11	
BA5B-SD0002-2211FD-11052022	570-116230-16	PCB-44	22	-66.67
BA5B-SD0204-2211-11052022	570-116230-2	PCB-44	39	
BA5B-SD0204-2211FD-11052022	570-116230-17	PCB-44	28	32.84
BA5B-SD0406-2211-11052022	570-116230-3	PCB-44	74	
BA5B-SD0406-2211FD-11052022	570-116230-18	PCB-44	56	27.69
BA5B-SD0608-2211-11052022	570-116230-4	PCB-44	100	
BA5B-SD0608-2211FD-11052022	570-116230-19	PCB-44	73	31.21

Field ID	Lab ID	**Analyte**	Result	RPD
BA5B-SD0812-2211-11052022	570-116230-5	PCB-44	120	
BA5B-SD0812-2211FD-11052022	570-116230-20	PCB-44	240	-66.67
BA5B-SD1216-2211-11052022	570-116230-6	PCB-44	290	
BA5B-SD1216-2211FD-11052022	570-116230-21	PCB-44	230	23.08
BA5B-SD1620-2211-11052022	570-116230-7	PCB-44	130	
BA5B-SD1620-2211FD-11052022	570-116230-22	PCB-44	79	48.80
BA5B-SD2024-2211-11052022	570-116230-8	PCB-44	4.4	
BA5B-SD2024-2211FD-11052022	570-116230-23	PCB-44	4.5	-2.25
BA5B-SD2428-2211-11052022	570-116230-9	PCB-44	3.7	
BA5B-SD2428-2211FD-11052022	570-116230-24	PCB-44	<DL	200.00
BA5B-SD2832-2211-11052022	570-116230-10	PCB-44	0.31	
BA5B-SD2832-2211FD-11052022	570-116230-25	PCB-44	1.2	-117.88
BA5B-SD3236-2211-11052022	570-116230-11	PCB-44	0.83	
BA5B-SD3236-2211FD-11052022	570-116230-26	PCB-44	<DL	200.00
BA5B-SD3640-2211-11052022	570-116230-12	PCB-44	1.1	
BA5B-SD3640-2211FD-11052022	570-116230-27	PCB-44	0.41	91.39
BA5B-SD4044-2211-11052022	570-116230-13	PCB-44	<DL	
BA5B-SD4044-2211FD-11052022	570-116230-28	PCB-44	<DL	200.00
BA5B-SD4448-2211-11052022	570-116230-14	PCB-44	<DL	
BA5B-SD4448-2211FD-11052022	570-116230-29	PCB-44	<DL	200.00
BA5B-SD0002-2211-11052022	570-116230-1	PCB-49	6.7	
BA5B-SD0002-2211FD-11052022	570-116230-16	PCB-49	12	-56.68
BA5B-SD0204-2211-11052022	570-116230-2	PCB-49	24	
BA5B-SD0204-2211FD-11052022	570-116230-17	PCB-49	22	8.70
BA5B-SD0406-2211-11052022	570-116230-3	PCB-49	42	
BA5B-SD0406-2211FD-11052022	570-116230-18	PCB-49	34	21.05
BA5B-SD0608-2211-11052022	570-116230-4	PCB-49	45	

Field ID	Lab ID	**Analyte**	Result	RPD
BA5B-SD0608-2211FD-11052022	570-116230-19	PCB-49	50	-10.53
BA5B-SD0812-2211-11052022	570-116230-5	PCB-49	57	
BA5B-SD0812-2211FD-11052022	570-116230-20	PCB-49	150	-89.86
BA5B-SD1216-2211-11052022	570-116230-6	PCB-49	140	
BA5B-SD1216-2211FD-11052022	570-116230-21	PCB-49	110	24.00
BA5B-SD1620-2211-11052022	570-116230-7	PCB-49	56	
BA5B-SD1620-2211FD-11052022	570-116230-22	PCB-49	49	13.33
BA5B-SD2024-2211-11052022	570-116230-8	PCB-49	4.9	
BA5B-SD2024-2211FD-11052022	570-116230-23	PCB-49	3.2	41.98
BA5B-SD2428-2211-11052022	570-116230-9	PCB-49	1.3	
BA5B-SD2428-2211FD-11052022	570-116230-24	PCB-49	0.70	60.00
BA5B-SD2832-2211-11052022	570-116230-10	PCB-49	0.35	
BA5B-SD2832-2211FD-11052022	570-116230-25	PCB-49	0.84	-82.35
BA5B-SD3236-2211-11052022	570-116230-11	PCB-49	0.52	
BA5B-SD3236-2211FD-11052022	570-116230-26	PCB-49	0.30	53.66
BA5B-SD3640-2211-11052022	570-116230-12	PCB-49	0.77	
BA5B-SD3640-2211FD-11052022	570-116230-27	PCB-49	0.22	111.11
BA5B-SD4044-2211-11052022	570-116230-13	PCB-49	0.21	
BA5B-SD4044-2211FD-11052022	570-116230-28	PCB-49	<DL	200.00
BA5B-SD4448-2211-11052022	570-116230-14	PCB-49	<DL	
BA5B-SD4448-2211FD-11052022	570-116230-29	PCB-49	<DL	200.00
BA5B-SD0002-2211-11052022	570-116230-1	PCB-5/8	2.1	
BA5B-SD0002-2211FD-11052022	570-116230-16	PCB-5/8	3.8	-57.63
BA5B-SD0204-2211-11052022	570-116230-2	PCB-5/8	9.2	
BA5B-SD0204-2211FD-11052022	570-116230-17	PCB-5/8	5.4	52.05
BA5B-SD0406-2211-11052022	570-116230-3	PCB-5/8	22	
BA5B-SD0406-2211FD-11052022	570-116230-18	PCB-5/8	11	66.67

Field ID	Lab ID	**Analyte**	Result	RPD
BA5B-SD0608-2211-11052022	570-116230-4	PCB-5/8	20	
BA5B-SD0608-2211FD-11052022	570-116230-19	PCB-5/8	15	28.57
BA5B-SD0812-2211-11052022	570-116230-5	PCB-5/8	18	
BA5B-SD0812-2211FD-11052022	570-116230-20	PCB-5/8	33	-58.82
BA5B-SD1216-2211-11052022	570-116230-6	PCB-5/8	48	
BA5B-SD1216-2211FD-11052022	570-116230-21	PCB-5/8	31	43.04
BA5B-SD1620-2211-11052022	570-116230-7	PCB-5/8	23	
BA5B-SD1620-2211FD-11052022	570-116230-22	PCB-5/8	13	55.56
BA5B-SD2024-2211-11052022	570-116230-8	PCB-5/8	3.1	
BA5B-SD2024-2211FD-11052022	570-116230-23	PCB-5/8	1.8	53.06
BA5B-SD2428-2211-11052022	570-116230-9	PCB-5/8	1.0	
BA5B-SD2428-2211FD-11052022	570-116230-24	PCB-5/8	0.44	77.78
BA5B-SD2832-2211-11052022	570-116230-10	PCB-5/8	0.23	
BA5B-SD2832-2211FD-11052022	570-116230-25	PCB-5/8	<DL	200.00
BA5B-SD3236-2211-11052022	570-116230-11	PCB-5/8	0.34	
BA5B-SD3236-2211FD-11052022	570-116230-26	PCB-5/8	<DL	200.00
BA5B-SD3640-2211-11052022	570-116230-12	PCB-5/8	0.36	
BA5B-SD3640-2211FD-11052022	570-116230-27	PCB-5/8	0.23	44.07
BA5B-SD4044-2211-11052022	570-116230-13	PCB-5/8	<DL	
BA5B-SD4044-2211FD-11052022	570-116230-28	PCB-5/8	<DL	200.00
BA5B-SD4448-2211-11052022	570-116230-14	PCB-5/8	<DL	
BA5B-SD4448-2211FD-11052022	570-116230-29	PCB-5/8	<DL	200.00
BA5B-SD0002-2211-11052022	570-116230-1	PCB-52	12	
BA5B-SD0002-2211FD-11052022	570-116230-16	PCB-52	25	-70.27
BA5B-SD0204-2211-11052022	570-116230-2	PCB-52	41	
BA5B-SD0204-2211FD-11052022	570-116230-17	PCB-52	35	15.79
BA5B-SD0406-2211-11052022	570-116230-3	PCB-52	80	

Field ID	Lab ID	**Analyte**	Result	RPD
BA5B-SD0406-2211FD-11052022	570-116230-18	PCB-52	58	31.88
BA5B-SD0608-2211-11052022	570-116230-4	PCB-52	95	
BA5B-SD0608-2211FD-11052022	570-116230-19	PCB-52	89	6.52
BA5B-SD0812-2211-11052022	570-116230-5	PCB-52	110	
BA5B-SD0812-2211FD-11052022	570-116230-20	PCB-52	280	-87.18
BA5B-SD1216-2211-11052022	570-116230-6	PCB-52	260	
BA5B-SD1216-2211FD-11052022	570-116230-21	PCB-52	210	21.28
BA5B-SD1620-2211-11052022	570-116230-7	PCB-52	110	
BA5B-SD1620-2211FD-11052022	570-116230-22	PCB-52	96	13.59
BA5B-SD2024-2211-11052022	570-116230-8	PCB-52	8.5	
BA5B-SD2024-2211FD-11052022	570-116230-23	PCB-52	5.9	36.11
BA5B-SD2428-2211-11052022	570-116230-9	PCB-52	1.7	
BA5B-SD2428-2211FD-11052022	570-116230-24	PCB-52	0.89	62.55
BA5B-SD2832-2211-11052022	570-116230-10	PCB-52	1.1	
BA5B-SD2832-2211FD-11052022	570-116230-25	PCB-52	1.1	0.00
BA5B-SD3236-2211-11052022	570-116230-11	PCB-52	1.2	
BA5B-SD3236-2211FD-11052022	570-116230-26	PCB-52	0.53	77.46
BA5B-SD3640-2211-11052022	570-116230-12	PCB-52	1.1	
BA5B-SD3640-2211FD-11052022	570-116230-27	PCB-52	0.50	75.00
BA5B-SD4044-2211-11052022	570-116230-13	PCB-52	0.82	
BA5B-SD4044-2211FD-11052022	570-116230-28	PCB-52	0.22	115.38
BA5B-SD4448-2211-11052022	570-116230-14	PCB-52	<DL	
BA5B-SD4448-2211FD-11052022	570-116230-29	PCB-52	0.12	200.00
BA5B-SD0002-2211-11052022	570-116230-1	PCB-66	19	
BA5B-SD0002-2211FD-11052022	570-116230-16	PCB-66	34	-56.60
BA5B-SD0204-2211-11052022	570-116230-2	PCB-66	58	
BA5B-SD0204-2211FD-11052022	570-116230-17	PCB-66	52	10.91

Field ID	Lab ID	**Analyte**	Result	RPD
BA5B-SD0406-2211-11052022	570-116230-3	PCB-66	110	
BA5B-SD0406-2211FD-11052022	570-116230-18	PCB-66	76	36.56
BA5B-SD0608-2211-11052022	570-116230-4	PCB-66	130	
BA5B-SD0608-2211FD-11052022	570-116230-19	PCB-66	110	16.67
BA5B-SD0812-2211-11052022	570-116230-5	PCB-66	120	
BA5B-SD0812-2211FD-11052022	570-116230-20	PCB-66	330	-93.33
BA5B-SD1216-2211-11052022	570-116230-6	PCB-66	300	
BA5B-SD1216-2211FD-11052022	570-116230-21	PCB-66	210	35.29
BA5B-SD1620-2211-11052022	570-116230-7	PCB-66	120	
BA5B-SD1620-2211FD-11052022	570-116230-22	PCB-66	100	18.18
BA5B-SD2024-2211-11052022	570-116230-8	PCB-66	7.3	
BA5B-SD2024-2211FD-11052022	570-116230-23	PCB-66	6.4	13.14
BA5B-SD2428-2211-11052022	570-116230-9	PCB-66	1.9	
BA5B-SD2428-2211FD-11052022	570-116230-24	PCB-66	0.89	72.40
BA5B-SD2832-2211-11052022	570-116230-10	PCB-66	0.85	
BA5B-SD2832-2211FD-11052022	570-116230-25	PCB-66	1.3	-41.86
BA5B-SD3236-2211-11052022	570-116230-11	PCB-66	0.90	
BA5B-SD3236-2211FD-11052022	570-116230-26	PCB-66	0.47	62.77
BA5B-SD3640-2211-11052022	570-116230-12	PCB-66	<DL	
BA5B-SD3640-2211FD-11052022	570-116230-27	PCB-66	0.51	200.00
BA5B-SD4044-2211-11052022	570-116230-13	PCB-66	0.35	
BA5B-SD4044-2211FD-11052022	570-116230-28	PCB-66	<DL	200.00
BA5B-SD0002-2211-11052022	570-116230-1	PCB-70	15	
BA5B-SD0002-2211FD-11052022	570-116230-16	PCB-70	29	-63.64
BA5B-SD0204-2211-11052022	570-116230-2	PCB-70	43	
BA5B-SD0204-2211FD-11052022	570-116230-17	PCB-70	36	17.72
BA5B-SD0406-2211-11052022	570-116230-3	PCB-70	87	
BA5B-SD0406-2211FD-11052022	570-116230-18	PCB-70	59	38.36

Field ID	Lab ID	**Analyte**	Result	RPD
BA5B-SD0608-2211-11052022	570-116230-4	PCB-70	110	
BA5B-SD0608-2211FD-11052022	570-116230-19	PCB-70	95	14.63
BA5B-SD0812-2211-11052022	570-116230-5	PCB-70	110	
BA5B-SD0812-2211FD-11052022	570-116230-20	PCB-70	320	-97.67
BA5B-SD1216-2211-11052022	570-116230-6	PCB-70	300	
BA5B-SD1216-2211FD-11052022	570-116230-21	PCB-70	230	26.42
BA5B-SD1620-2211-11052022	570-116230-7	PCB-70	130	
BA5B-SD1620-2211FD-11052022	570-116230-22	PCB-70	100	26.09
BA5B-SD2024-2211-11052022	570-116230-8	PCB-70	5.9	
BA5B-SD2024-2211FD-11052022	570-116230-23	PCB-70	5.4	8.85
BA5B-SD2428-2211-11052022	570-116230-9	PCB-70	1.4	
BA5B-SD2428-2211FD-11052022	570-116230-24	PCB-70	0.74	61.68
BA5B-SD2832-2211-11052022	570-116230-10	PCB-70	0.58	
BA5B-SD2832-2211FD-11052022	570-116230-25	PCB-70	0.58	0.00
BA5B-SD3236-2211-11052022	570-116230-11	PCB-70	0.73	
BA5B-SD3236-2211FD-11052022	570-116230-26	PCB-70	0.38	63.06
BA5B-SD3640-2211-11052022	570-116230-12	PCB-70	0.82	
BA5B-SD3640-2211FD-11052022	570-116230-27	PCB-70	0.34	82.76
BA5B-SD4044-2211-11052022	570-116230-13	PCB-70	0.31	
BA5B-SD4044-2211FD-11052022	570-116230-28	PCB-70	<DL	200.00
BA5B-SD4448-2211-11052022	570-116230-14	PCB-70	<DL	
BA5B-SD4448-2211FD-11052022	570-116230-29	PCB-70	0.20	200.00
BA5B-SD0002-2211-11052022	570-116230-1	PCB-74	13	
BA5B-SD0002-2211FD-11052022	570-116230-16	PCB-74	20	-42.42
BA5B-SD0204-2211-11052022	570-116230-2	PCB-74	35	
BA5B-SD0204-2211FD-11052022	570-116230-17	PCB-74	30	15.38
BA5B-SD0406-2211-11052022	570-116230-3	PCB-74	67	

Field ID	Lab ID	**Analyte**	Result	RPD
BA5B-SD0406-2211FD-11052022	570-116230-18	PCB-74	45	39.29
BA5B-SD0608-2211-11052022	570-116230-4	PCB-74	81	
BA5B-SD0608-2211FD-11052022	570-116230-19	PCB-74	72	11.76
BA5B-SD0812-2211-11052022	570-116230-5	PCB-74	74	
BA5B-SD0812-2211FD-11052022	570-116230-20	PCB-74	180	-83.46
BA5B-SD1216-2211-11052022	570-116230-6	PCB-74	160	
BA5B-SD1216-2211FD-11052022	570-116230-21	PCB-74	120	28.57
BA5B-SD1620-2211-11052022	570-116230-7	PCB-74	68	
BA5B-SD1620-2211FD-11052022	570-116230-22	PCB-74	60	12.50
BA5B-SD2024-2211-11052022	570-116230-8	PCB-74	2.6	
BA5B-SD2024-2211FD-11052022	570-116230-23	PCB-74	4.1	-44.78
BA5B-SD2428-2211-11052022	570-116230-9	PCB-74	1.2	
BA5B-SD2428-2211FD-11052022	570-116230-24	PCB-74	0.57	71.19
BA5B-SD3236-2211-11052022	570-116230-11	PCB-74	0.66	
BA5B-SD3236-2211FD-11052022	570-116230-26	PCB-74	<DL	200.00
BA5B-SD3640-2211-11052022	570-116230-12	PCB-74	0.64	
BA5B-SD3640-2211FD-11052022	570-116230-27	PCB-74	0.40	46.15
BA5B-SD0002-2211-11052022	570-116230-1	PCB-77	2.5	
BA5B-SD0002-2211FD-11052022	570-116230-16	PCB-77	<DL	200.00
BA5B-SD0406-2211-11052022	570-116230-3	PCB-77	<DL	
BA5B-SD0406-2211FD-11052022	570-116230-18	PCB-77	9.5	200.00
BA5B-SD0608-2211-11052022	570-116230-4	PCB-77	14	
BA5B-SD0608-2211FD-11052022	570-116230-19	PCB-77	22	-44.44
BA5B-SD0812-2211-11052022	570-116230-5	PCB-77	19	
BA5B-SD0812-2211FD-11052022	570-116230-20	PCB-77	27	-34.78
BA5B-SD1216-2211-11052022	570-116230-6	PCB-77	36	
BA5B-SD1216-2211FD-11052022	570-116230-21	PCB-77	19	61.82
BA5B-SD1620-2211-11052022	570-116230-7	PCB-77	23	
BA5B-SD1620-2211FD-11052022	570-116230-22	PCB-77	15	42.11

Field ID	Lab ID	**Analyte**	Result	RPD
BA5B-SD3640-2211-11052022	570-116230-12	PCB-81	0.48	
BA5B-SD3640-2211FD-11052022	570-116230-27	PCB-81	<DL	200.00
BA5B-SD0002-2211-11052022	570-116230-1	PCB-87	7.5	
BA5B-SD0002-2211FD-11052022	570-116230-16	PCB-87	14	-60.47
BA5B-SD0204-2211-11052022	570-116230-2	PCB-87	20	
BA5B-SD0204-2211FD-11052022	570-116230-17	PCB-87	19	5.13
BA5B-SD0406-2211-11052022	570-116230-3	PCB-87	48	
BA5B-SD0406-2211FD-11052022	570-116230-18	PCB-87	27	56.00
BA5B-SD0608-2211-11052022	570-116230-4	PCB-87	55	
BA5B-SD0608-2211FD-11052022	570-116230-19	PCB-87	43	24.49
BA5B-SD0812-2211-11052022	570-116230-5	PCB-87	40	
BA5B-SD0812-2211FD-11052022	570-116230-20	PCB-87	140	-111.11
BA5B-SD1216-2211-11052022	570-116230-6	PCB-87	150	
BA5B-SD1216-2211FD-11052022	570-116230-21	PCB-87	76	65.49
BA5B-SD1620-2211-11052022	570-116230-7	PCB-87	55	
BA5B-SD1620-2211FD-11052022	570-116230-22	PCB-87	44	22.22
BA5B-SD2024-2211-11052022	570-116230-8	PCB-87	4.2	
BA5B-SD2024-2211FD-11052022	570-116230-23	PCB-87	2.3	58.46
BA5B-SD2428-2211-11052022	570-116230-9	PCB-87	0.93	
BA5B-SD2428-2211FD-11052022	570-116230-24	PCB-87	<DL	200.00
BA5B-SD0002-2211-11052022	570-116230-1	PCB-99	12	
BA5B-SD0002-2211FD-11052022	570-116230-16	PCB-99	23	-62.86
BA5B-SD0204-2211-11052022	570-116230-2	PCB-99	37	
BA5B-SD0204-2211FD-11052022	570-116230-17	PCB-99	35	5.56
BA5B-SD0406-2211-11052022	570-116230-3	PCB-99	66	
BA5B-SD0406-2211FD-11052022	570-116230-18	PCB-99	46	35.71
BA5B-SD0608-2211-11052022	570-116230-4	PCB-99	76	
BA5B-SD0608-2211FD-11052022	570-116230-19	PCB-99	59	25.19
BA5B-SD0812-2211-11052022	570-116230-5	PCB-99	60	
BA5B-SD0812-2211FD-11052022	570-116230-20	PCB-99	140	-80.00

Field ID	Lab ID	**Analyte**	Result	RPD
BA5B-SD1216-2211-11052022	570-116230-6	PCB-99	150	
BA5B-SD1216-2211FD-11052022	570-116230-21	PCB-99	110	30.77
BA5B-SD1620-2211-11052022	570-116230-7	PCB-99	68	
BA5B-SD1620-2211FD-11052022	570-116230-22	PCB-99	56	19.35
BA5B-SD2024-2211-11052022	570-116230-8	PCB-99	7.2	
BA5B-SD2024-2211FD-11052022	570-116230-23	PCB-99	4.9	38.02
BA5B-SD2428-2211-11052022	570-116230-9	PCB-99	2.9	
BA5B-SD2428-2211FD-11052022	570-116230-24	PCB-99	1.3	76.19
BA5B-SD2832-2211-11052022	570-116230-10	PCB-99	1.6	
BA5B-SD2832-2211FD-11052022	570-116230-25	PCB-99	1.2	28.57
BA5B-SD3236-2211-11052022	570-116230-11	PCB-99	1.0	
BA5B-SD3236-2211FD-11052022	570-116230-26	PCB-99	0.26	117.46
BA5B-SD3640-2211-11052022	570-116230-12	PCB-99	1.1	
BA5B-SD3640-2211FD-11052022	570-116230-27	PCB-99	0.48	78.48
BA5B-SD4448-2211-11052022	570-116230-14	PCB-99	<DL	
BA5B-SD4448-2211FD-11052022	570-116230-29	PCB-99	0.25	200.00

Appendix A

Level 4 Data Calculations

Data Validation calculations for
PALOS VERDES SHELF, MONTROSE CHEMICAL CORPORATION SUPERFUND SITE OU-5, REMEDIAL ACTION – MONITORED NATURAL RECOVERY COMPONENT
Jacobs Engineering Group, Inc.
68HE0318D0004, Task Order Number 68HE0921F0026
Performed by E-Lab Consultants

Eurofins/Calscience Environmental Testing SDG 570-116230-1

ICAL PCB 5/8-PHN

IC 570-116230-1		Inst; GCMSHHH		Ana batch	291339	RRF	
Amount (units pg)	Response	ISTD Amt (pg units)	ISTD Resp	Rel. Resp.			Lab Reported Source Page 7994
4.0	486.0	5000.0	1143179.0	2.13		0.53141284	0.5314
20.0	2478.0	5000.0	1151366.0	10.76		0.53805653	0.5381
100.0	11645.0	5000.0	1106174.0	52.64		0.52636385	0.5264
1000.0	117571.0	5000.0	1035612.0	567.64		0.5676402	0.5676
2000.0	200773.0	5000.0	906390.0	1107.54		0.553771	0.5538
4000.0	356115.0	5000.0	863404.0	2062.27		0.51556832	0.5156
					AVG	0.53880212	0.5388
					COEF	0.99918547	
					RSD	3.5267118	3.5
(STDEV(G10:G14)/AVERAGE(G10:G14))*100							

$$RF = \frac{(A1_s + A2_s)C_{is}}{(A1_{is} + A2_{is})C_s}$$

where:
$A1_s$ and $A2_s$ = The measured areas at the primary and secondary m/z's for the PCB
$A1_{is}$ and $A2_{is}$ = The measured areas at the primary and secondary m/z's for the internal standard
C_{is} = The concentration of the internal standard (Table 5)
C_s = The concentration of the compound in the calibration standard (Table 5)

Average

$$\overline{RRF} = \sum_{i=1}^{n} \frac{x_i}{n}$$

where: $\overline{RRF}$ = Mean relative response factor.
x_i = RRF of the compound at concentration i.
n = Number of concentration values, in this case 5.

RSD%

$$\%RSD = \frac{SD_{RRF}}{\overline{RRF}} \times 100$$

and

$$SD_{RRF} = \sqrt{\sum_{i=1}^{N} \frac{(RRF_i - \overline{RRF})^2}{N - 1}}$$

where: SD_{RRF} = Standard deviation of initial response factors (per compound).
RRF_i = Relative response factor at a concentration level i.
$\overline{RRF}$ = Mean of initial relative response factors (per compound).

%D

$$\%D = \frac{RRF_c - \overline{RRF_i}}{\overline{RRF_i}} \times 100$$

where: RRF_c = RRF of the compound in the continuing calibration standard.
$\overline{RRF_i}$ = Mean RRF of the compound in the most recent initial calibration.

ICV/CCV (form 7) CCV 570-292493

QC type	Analyte	spike recovery (units)	spike amount units	%D	reported by lab	Source page
ICV	PCB 5/8	1012	1000	1.2	1.2	12330
CCV	PCB 5/8	1101	1000	10.1	10.1	11590

LCS Recoveries 570-280629/2-A

Analyte	spike added	LCS recovery	%Recovery	Lab reported	Source Page
PCB 18	50	27.4	54.8	55	764

Surrogate Recoveries

Analyte	sample ID	amount detected	amount injected	DV recovery %	Lab reported	Source Page
2-FBP	BA5B-SD0002-2211	281	500	56.2	56	838

Back Calculation of Data for Validation

Sample Name:	BA5B-SD0002-2211	570-116230-1		IC 27186	Page:	8186				
Analyte	Response Analyte (Area)	Response Assoc. ISTD	Conc Assoc. ISTD (ug/L)	Analyte RRF (from ICAL)	Spl Mass (g)	Spl % Moisture	Ext Vol (mL)	Dilution Factor	DV Analyte Conc	Lab reported
PCB-5/8	1830	4329801	5000	0.3564	20.13	46.2	2	2	2.19003	2.1
Source page		839		8186			837		Calculated	837
calculation notation	B40	C40	D40	E40	F40	G40	H40	I40		
calculation		((B40*D40*H40*I40)/(C40*E40*(F40*((100-G40)/100))))/10								

Sample Name:	BA5C-SD2024-2211	570-116230-37		IC 27186	Page:	8187				
Analyte	Response Analyte (Area)	Response Assoc. ISTD	Conc Assoc. ISTD (ug/L)	Analyte RRF (from ICAL)	Spl Mass (g)	Spl % Moisture	Ext Vol (uL)	Dilution Factor	DV Analyte Conc	Lab reported
PCB-132/153/PHN	14196	1794436	5000	0.0892	20.2	49.9	2	2	175.27261	180
Source page		2624		8187			2621		Calculated	2621
calculation notation	B40	C40	D40	E40	F40	G40	H40	I40		

$$C_{ex}\ (ng/mL) = \frac{(A1_s + A2_s)C_i}{(A1_i + A2_i)RR}$$

where:
C_{ex} = concentration of the PCB in the extract (ng/mL) and the other terms are as defined in Section 10.5.1

Data Validation calculations for
PALOS VERDES SHELF, MONTROSE CHEMICAL CORPORATION SUPERFUND SITE OU-5, REMEDIAL ACTION – MONITORED NATURAL RECOVERY COMPONENT
Jacobs Engineering Group, Inc.
68HE0318D0004, Task Order Number 68HE0921F0026
Performed by E-Lab Consultants

Sample Name:	BA5DC-SD3236-2211	570-116230-60		27045	Page:	7833				
Analyte	Response Analyte (Area)	Response Assoc. ISTD	Conc Assoc. ISTD (ug/L)	Analyte RRF (from ICAL)	Spl Mass (g)	Spl % Moisture	Ext Vol (mL)	Dilution Factor	DV Analyte Conc	Lab reported
PCB-44/PHN	4697	813289	5000	0.1678	20.07	39.3	2	1	28.25190	28
Source page	3898				3897				Calculated	3897
calculation notation	B40	C40	D40	E40	F40	G40	H40	I40		

Sample Name:	BA5C-SD0812-2211	570-116230-34		ic 27185	Page:	7992				
Analyte	Response Analyte (Area)	Response Assoc. ISTD	Conc Assoc. ISTD (ug/L)	Analyte RRF (from ICAL)	Spl Mass (g)	Spl % Moisture	Ext Vol (mL)	Dilution Factor	DV Analyte Conc	Lab reported
pcb-5/8-phn	1366	3969186	5000	0.3654	20.08	39.3	2	2	1.54546	1.5
Source page	2466				2464				Calculated	2464
calculation notation	B40	C40	D40	E40	F40	G40	H40	I40		

Sample Name:	BA5B-SD4448-2211FD	570-116230-29		ical 27049	Page:	8186				
Analyte	Response Analyte (Area)	Response Assoc. ISTD	Conc Assoc. ISTD (ug/L)	Analyte RRF (from ICAL)	Spl Mass (g)	Spl % Moisture	Ext Vol (mL)	Dilution Factor	DV Analyte Conc	Lab reported
pcb-52	142	4645328	5000	0.1732	20.07	28.8	2	1	0.12351	0.12
Source page	2206				2206					2206
calculation notation	B40	C40	D40	E40	F40	G40	H40	I40		

Sample Name:	BA5DC-SD4044-2211	570-116230-62		ical 27047	Page:	8054				
Analyte	Response Analyte (Area)	Response Assoc. ISTD	Conc Assoc. ISTD (ug/L)	Analyte RRF (from ICAL)	Spl Mass (g)	Spl % Moisture	Ext Vol (mL)	Dilution Factor	DV Analyte Conc	Lab reported
pcb-52	4633	4085731	5000	0.1732	20.23	35.1	2	2	9.97319	10
Source page	4013			8054	4013					4013
calculation notation	B40	C40	D40	E40	F40	G40	H40	I40		

Sample Name:	BA5DC-SD2832-2211	570-116230-59		ical 27123		11297				
Analyte	Response Analyte (Area)	Response Assoc. ISTD	Conc Assoc. ISTD (ug/L)	Analyte RRF (from ICAL)	Spl Mass (g)	Spl % Moisture	Ext Vol (mL)	Dilution Factor	DV Analyte Conc	Lab reported
4,4-DDE-cry	3402	147419	500	0.3712	20	38.2	2	500	2514.92139	2500
Source page	9928			11297	9928					9928
calculation notation	B40	C40	D40	E40	F40	G40	H40	I40		

Sample Name:	BA6C-SD4852-2211	570-116230-112		ical 27123		11297				
Analyte	Response Analyte (Area)	Response Assoc. ISTD	Conc Assoc. ISTD (ug/L)	Analyte RRF (from ICAL)	Spl Mass (g)	Spl % Moisture	Ext Vol (mL)	Dilution Factor	DV Analyte Conc	Lab reported
2,4-DDD/cry	374	167742	500	0.8911	20.14	37	2	500	98.59919	99
Source page	10751			11297	10750					10750
calculation notation	B40	C40	D40	E40	F40	G40	H40	I40		

Sample Name:	BA6B-SD3640-2211 DL	570-116230-82		ical 27123		11297				
Analyte	Response Analyte (Area)	Response Assoc. ISTD	Conc Assoc. ISTD (ug/L)	Analyte RRF (from ICAL)	Spl Mass (g)	Spl % Moisture	Ext Vol (mL)	Dilution Factor	DV Analyte Conc	Lab reported
2,4-DDD/cry	1032	168831	500	0.8911	20.34	31.6	2	2	0.98611	99
Source page				11297	10285					10285
calculation notation	B40	C40	D40	E40	F40	G40	H40	I40		

Data Validation calculations for
PALOS VERDES SHELF, MONTROSE CHEMICAL CORPORATION SUPERFUND SITE OU-5, REMEDIAL ACTION – MONITORED NATURAL RECOVERY COMPONENT
Jacobs Engineering Group, Inc.
68HE0318D0004, Task Order Number 68HE0921F0026
Performed by E-Lab Consultants

Sample Name:	BA6C-SD6064-2211	570-116230-115		ICAL 27190	Page:	11327				
Analyte	Response Analyte (Area)	Response Assoc. ISTD	Conc Assoc. ISTD (ug/L)	Analyte RRF (from ICAL)	Spl Mass (g)	Spl % Moisture	Ext Vol (mL)	Dilution Factor	DV Analyte Conc	Lab reported
2,4-DDD/cry	921	107170	500	0.7187	18.05	27.8	2	1	0.91754	0.92
Source page	10793			11327	10792					10792
calculation notation	B40	C40	D40	E40	F40	G40	H40	I40		

Sample Name:	BA6DC-SD4852-2211	570-116230-131		ICAL 27190	Page:	11327				
Analyte	Response Analyte (Area)	Response Assoc. ISTD	Conc Assoc. ISTD (ug/L)	Analyte RRF (from ICAL)	Spl Mass (g)	Spl % Moisture	Ext Vol (mL)	Dilution Factor	DV Analyte Conc	
2,4-DDE/phn	1174	144949	500	0.5042	20.09	27.9	2	50	55.45042	55
Source page				11327	11063					11063
calculation notation	B40	C40	D40	E40	F40	G40	H40	I40		

Sample Name:	BA5C-SD6468-2211	570-116230-48		27148	Page:	11096				
Analyte	Response Analyte (Area)	Response Assoc. ISTD	Conc Assoc. ISTD (ug/L)	Analyte RRF (from ICAL)	Spl Mass (g)	Spl % Moisture	Ext Vol (mL)	Dilution Factor	DV Analyte Conc	Lab reported
2,4-DDE/phn	5131	493220	500	0.4502	20.21	32.1	2	20	33.67827	34
Source page				11096	9786					9786
calculation notation	B40	C40	D40	E40	F40	G40	H40	I40		

Appendix B

Communications

This page left intentionally blank

Appendix C

Qualified Data Table

#sys_sample_code	lab_sample_id	chemical_name	result_value	lab_qualifiers	validator_qualifiers	Reason Code
BA5B-SD0204-2211-11052022	570-116230-2	4,4'-DDT	72		J	C
BA5B-SD0406-2211-11052022	570-116230-3	4,4'-DDT		U	U	C
BA5B-SD0608-2211-11052022	570-116230-4	4,4'-DDT		U	U	C
BA5B-SD1216-2211-11052022	570-116230-6	4,4'-DDT	390		J	C
BA5B-SD2024-2211-11052022	570-116230-8	4,4'-DDT	69		J	C
BA5C-SD0406-2211-11052022	570-116230-32	4,4'-DDT		U	U	C
BA5C-SD1620-2211-11052022	570-116230-36	4,4'-DDT	78		J	C
BA5C-SD4852-2211-11052022	570-116230-44	4,4'-DDT		U	U	C
BA5DC-SD2428-2211-11052022	570-116230-58	4,4'-DDT		U	U	C
BA5DC-SD3236-2211-11052022	570-116230-60	PCB-66	39		J	S
BA5DC-SD3236-2211-11052022	570-116230-60	PCB-183	7.0		J	S
BA5DC-SD3236-2211-11052022	570-116230-60	PCB-180	36		J	S
BA5DC-SD3236-2211-11052022	570-116230-60	PCB-18	4.3		J	S
BA5DC-SD3236-2211-11052022	570-116230-60	PCB-177	8.3		J	S
BA5DC-SD3236-2211-11052022	570-116230-60	PCB-170	20		J	S
BA5DC-SD3236-2211-11052022	570-116230-60	PCB-187	15		J	S
BA5DC-SD3236-2211-11052022	570-116230-60	PCB-156	13		J	S
BA5DC-SD3236-2211-11052022	570-116230-60	PCB-151	8.7		J	S
BA5DC-SD3236-2211-11052022	570-116230-60	PCB-138/158	63		J	S
BA5DC-SD3236-2211-11052022	570-116230-60	PCB-132/153	49		J	S
BA5DC-SD3236-2211-11052022	570-116230-60	PCB-128	12		J	S
BA5DC-SD3236-2211-11052022	570-116230-60	PCB-201	2.7		J	S
BA5DC-SD3236-2211-11052022	570-116230-60	PCB-99	26		J	S
BA5DC-SD3236-2211-11052022	570-116230-60	PCB-87	19		J	S
BA5DC-SD3236-2211-11052022	570-116230-60	PCB-74	18		J	S
BA5DC-SD3236-2211-11052022	570-116230-60	PCB-70	27		J	S
BA5DC-SD3236-2211-11052022	570-116230-60	PCB-52	19		J	S
BA5DC-SD3236-2211-11052022	570-116230-60	PCB-5/8	3.3		J	S
BA5DC-SD3236-2211-11052022	570-116230-60	PCB-49	13		J	S
BA5DC-SD3236-2211-11052022	570-116230-60	PCB-44	28		J	S
BA5DC-SD3236-2211-11052022	570-116230-60	PCB-31	8.2		J	S
BA5DC-SD3236-2211-11052022	570-116230-60	PCB-28	12		J	S

#sys_sample_code	lab_sample_id	chemical_name	result_value	lab_qualifiers	validator_qualifiers	Reason Code
BA5DC-SD3236-2211-11052022	570-116230-60	PCB-206	6.5		J	S
BA5DC-SD3236-2211-11052022	570-116230-60	PCB-203	8.7		J	S
BA5DC-SD3236-2211-11052022	570-116230-60	PCB-149	38		J	S
BA5DC-SD3236-2211-11052022	570-116230-60	PCB-118	46		J	S
BA5DC-SD3236-2211-11052022	570-116230-60	PCB 209	6.3		J	S
BA5DC-SD3236-2211-11052022	570-116230-60	PCB-101	44		J	S
BA5DC-SD3236-2211-11052022	570-116230-60	PCB-105	27		J	S
BA5DC-SD3236-2211-11052022	570-116230-60	PCB-110	41		J	S
BA6B-SD0002-2211-11052022	570-116230-71	4,4'-DDT	58		J	C
BA6B-SD0204-2211-11052022	570-116230-72	4,4'-DDT	87		J	C
BA6B-SD0406-2211-11052022	570-116230-73	4,4'-DDT		U	U	C
BA6B-SD0608-2211-11052022	570-116230-74	4,4'-DDT		U	U	C
BA6B-SD0812-2211-11052022	570-116230-75	4,4'-DDT	380		J	C
BA6B-SD5256-2211-11052022	570-116230-86	4,4'-DDT		U	U	C
BA6B-SD6064-2211-11052022	570-116230-88	PCB-138/158	0.97		J	S
BA6B-SD6064-2211-11052022	570-116230-88	PCB-132/153	0.87		J	S
BA6B-SD6064-2211-11052022	570-116230-88	PCB-119	0.56		J	S
BA6B-SD6064-2211-11052022	570-116230-88	PCB-118	1.1		J	S
BA6B-SD6064-2211-11052022	570-116230-88	PCB-105	1.1		J	S
BA6B-SD6064-2211-11052022	570-116230-88	PCB-101	0.43		J	S
BA6B-SD6064-2211-11052022	570-116230-88	PCB-99	0.28		J	S
BA6B-SD6064-2211-11052022	570-116230-88	PCB-87	0.26	J	J	S
BA6B-SD6064-2211-11052022	570-116230-88	PCB-206	2.0		J	S
BA6B-SD6064-2211-11052022	570-116230-88	PCB-194	1.8		J	S
BA6C-SD0002-2211-11052022	570-116230-98	4,4'-DDT	19		J	C
BA6C-SD0204-2211-11052022	570-116230-99	4,4'-DDT		U	UJ	C
BA6C-SD0608-2211-11052022	570-116230-101	4,4'-DDT		U	UJ	C
BA6C-SD0812-2211-11052022	570-116230-102	4,4'-DDT		U	UJ	C
BA6C-SD1620-2211-11052022	570-116230-104	PCB-99	28		J	S
BA6C-SD1620-2211-11052022	570-116230-104	PCB-87	20		J	S
BA6C-SD1620-2211-11052022	570-116230-104	PCB-81		U	UJ	S
BA6C-SD1620-2211-11052022	570-116230-104	PCB-183	6.6		J	S

#sys_sample_code	lab_sample_id	chemical_name	result_value	lab_qualifiers	validator_qualifiers	Reason Code
BA6C-SD1620-2211-11052022	570-116230-104	PCB-187	14		J	S
BA6C-SD1620-2211-11052022	570-116230-104	PCB-189		U	UJ	S
BA6C-SD1620-2211-11052022	570-116230-104	PCB-194	14		J	S
BA6C-SD1620-2211-11052022	570-116230-104	PCB-195		U	UJ	S
BA6C-SD1620-2211-11052022	570-116230-104	PCB-201		U	UJ	S
BA6C-SD1620-2211-11052022	570-116230-104	PCB-203	9.5		J	S
BA6C-SD1620-2211-11052022	570-116230-104	PCB-206	4.3		J	S
BA6C-SD1620-2211-11052022	570-116230-104	PCB-28	18		J	S
BA6C-SD1620-2211-11052022	570-116230-104	PCB-31	22		J	S
BA6C-SD1620-2211-11052022	570-116230-104	PCB-37	5.6		J	S
BA6C-SD1620-2211-11052022	570-116230-104	PCB-44	30		J	S
BA6C-SD1620-2211-11052022	570-116230-104	PCB-49	13		J	S
BA6C-SD1620-2211-11052022	570-116230-104	PCB-5/8	4.6		J	S
BA6C-SD1620-2211-11052022	570-116230-104	PCB-52	35		J	S
BA6C-SD1620-2211-11052022	570-116230-104	PCB-66	50		J	S
BA6C-SD1620-2211-11052022	570-116230-104	PCB-70	43		J	S
BA6C-SD1620-2211-11052022	570-116230-104	PCB-74	25		J	S
BA6C-SD1620-2211-11052022	570-116230-104	PCB-77	8.4		J	S
BA6C-SD1620-2211-11052022	570-116230-104	PCB-18		U	UJ	S
BA6C-SD1620-2211-11052022	570-116230-104	PCB-180	33		J	S
BA6C-SD1620-2211-11052022	570-116230-104	PCB-170	22		J	S
BA6C-SD1620-2211-11052022	570-116230-104	PCB 209	6.2		J	S
BA6C-SD1620-2211-11052022	570-116230-104	PCB-101	49		J	S
BA6C-SD1620-2211-11052022	570-116230-104	PCB-105	22		J	S
BA6C-SD1620-2211-11052022	570-116230-104	PCB-110	44		J	S
BA6C-SD1620-2211-11052022	570-116230-104	PCB-114		U	UJ	S
BA6C-SD1620-2211-11052022	570-116230-104	PCB-118	47		J	S
BA6C-SD1620-2211-11052022	570-116230-104	PCB-119		U	UJ	S
BA6C-SD1620-2211-11052022	570-116230-104	PCB-177	6.5		J	S
BA6C-SD1620-2211-11052022	570-116230-104	PCB-126		U	UJ	S
BA6C-SD1620-2211-11052022	570-116230-104	PCB-128	9.5		J	S
BA6C-SD1620-2211-11052022	570-116230-104	PCB-123		U	UJ	S

#sys_sample_code	lab_sample_id	chemical_name	result_value	lab_qualifiers	validator_qualifiers	Reason Code
BA6C-SD1620-2211-11052022	570-116230-104	PCB-138/158	59		J	S
BA6C-SD1620-2211-11052022	570-116230-104	PCB-149	38		J	S
BA6C-SD1620-2211-11052022	570-116230-104	PCB-151	9.6		J	S
BA6C-SD1620-2211-11052022	570-116230-104	PCB-156	8.4		J	S
BA6C-SD1620-2211-11052022	570-116230-104	PCB-157		U	UJ	S
BA6C-SD1620-2211-11052022	570-116230-104	PCB-167	3.1		J	S
BA6C-SD1620-2211-11052022	570-116230-104	PCB-168		U	UJ	S
BA6C-SD1620-2211-11052022	570-116230-104	PCB-169		U	UJ	S
BA6C-SD1620-2211-11052022	570-116230-104	PCB-132/153	45		J	S
BA6C-SD2024-2211-11052022	570-116230-105	4,4'-DDT		U	UJ	C
BA6C-SD3640-2211-11052022	570-116230-109	PCB-128	41		J	S
BA6C-SD3640-2211-11052022	570-116230-109	PCB-52	280		J	S
BA6C-SD3640-2211-11052022	570-116230-109	PCB-118	320		J	S
BA6C-SD3640-2211-11052022	570-116230-109	PCB-132/153	510		J	S
BA6C-SD3640-2211-11052022	570-116230-109	PCB-138/158	370		J	S
BA6C-SD3640-2211-11052022	570-116230-109	PCB-151	64		J	S
BA6C-SD3640-2211-11052022	570-116230-109	PCB-156	37		J	S
BA6C-SD3640-2211-11052022	570-116230-109	PCB-99	130		J	S
BA6C-SD3640-2211-11052022	570-116230-109	PCB-87	130		J	S
BA6C-SD3640-2211-11052022	570-116230-109	PCB-77	55	*1	J	S
BA6C-SD3640-2211-11052022	570-116230-109	PCB-74	200		J	S
BA6C-SD3640-2211-11052022	570-116230-109	PCB-70	380		J	S
BA6C-SD3640-2211-11052022	570-116230-109	PCB-66	350		J	S
BA6C-SD3640-2211-11052022	570-116230-109	PCB-5/8	36		J	S
BA6C-SD3640-2211-11052022	570-116230-109	PCB-49	120		J	S
BA6C-SD3640-2211-11052022	570-116230-109	PCB-44	210		J	S
BA6C-SD3640-2211-11052022	570-116230-109	PCB-37	89		J	S
BA6C-SD3640-2211-11052022	570-116230-109	PCB-31	280		J	S
BA6C-SD3640-2211-11052022	570-116230-109	PCB-28	170		J	S
BA6C-SD3640-2211-11052022	570-116230-109	PCB-206	23		J	S
BA6C-SD3640-2211-11052022	570-116230-109	PCB-203	56		J	S
BA6C-SD3640-2211-11052022	570-116230-109	PCB-201	3.7		J	S

#sys_sample_code	lab_sample_id	chemical_name	result_value	lab_qualifiers	validator_qualifiers	Reason Code
BA6C-SD3640-2211-11052022	570-116230-109	PCB-195	29		J	S
BA6C-SD3640-2211-11052022	570-116230-109	PCB-194	42		J	S
BA6C-SD3640-2211-11052022	570-116230-109	PCB-187	62		J	S
BA6C-SD3640-2211-11052022	570-116230-109	PCB-183	29		J	S
BA6C-SD3640-2211-11052022	570-116230-109	PCB-180	140		J	S
BA6C-SD3640-2211-11052022	570-116230-109	PCB-18	130		J	S
BA6C-SD3640-2211-11052022	570-116230-109	PCB-177	33		J	S
BA6C-SD3640-2211-11052022	570-116230-109	PCB-170	84		J	S
BA6C-SD3640-2211-11052022	570-116230-109	PCB-157	64		J	S
BA6C-SD3640-2211-11052022	570-116230-109	PCB-110	340		J	S
BA6C-SD3640-2211-11052022	570-116230-109	PCB-105	160		J	S
BA6C-SD3640-2211-11052022	570-116230-109	PCB-149	220		J	S
BA6C-SD3640-2211-11052022	570-116230-109	PCB 209	17		J	S
BA6C-SD3640-2211-11052022	570-116230-109	PCB-101	350		J	S
BA6C-SD5256-2211-11052022	570-116230-113	4,4'-DDT	170		J	C

COVER LETTER

August 8, 2023

Ref; Eurofins/Calscience Environmental Testing SDG 570-116481-1,-2, and -3 (03/31/2023)

Attn; Jeremy Bishop

Jacobs Engineering Group, Inc.
1100 NE Circle Blvd
Suite 300
Corvallis, Oregon 9733

Enclosed is the data validation reports for PALOS VERDES SHELF, MONTROSE CHEMICAL CORPORATION SUPERFUND SITE OU-5, REMEDIAL ACTION – MONITORED NATURAL RECOVERY COMPONENT

The specific sample identifications are listed in the Sample Identification Table. The data packages were reviewed according to the Final Quality Assurance Plan for Sediment Sampling Program 2022 (Rev 0) and the following guidance documents, as applicable: National Functional Guidelines for Organic Superfund Methods Data Review, National Functional Guidelines for Inorganic Superfund Methods Data Review (01/2020), Laboratory method specific Standard Operating Procedures.

Larry Duty
Data Validation Project Manager

Table of Contents

List of Tables....iii
List of Appendices....iv
Acronyms and Abbreviations....v

1.0 INTRODUCTION....1-1
2.0 DATA VALIDATION RESULTS....2-1
2.1 PCBs by SW846-8270C-SIM....2-1
2.1.1 Sample Preservation, Handling, and Transport....2-1
2.1.2 Chain of Custody and Holding Times....2-1
2.1.3 Instrument Performance Checks....2-1
2.1.4 Initial Calibrations....2-1
2.1.5 Initial Calibration Verifications....2-1
2.1.6 Continuing Calibrations....2-1
2.1.7 Laboratory Blanks....2-2
2.1.8 Laboratory Control Sample Recovery (Blank Spikes)....2-2
2.1.9 Surrogate Recoveries....2-2
2.1.10 Matrix Spike/Matrix Spike Duplicate Recoveries....2-2
2.1.11 Target Compound Identification....2-3
2.1.12 Compound Quantitation and Reporting Limits....2-3
2.2 Pesticides by SW846-8270C-SIM....2-3
2.2.1 Sample Preservation, Handling, and Transport....2-3
2.2.2 Chain of Custody and Holding Times....2-3
2.2.3 Instrument Performance Checks....2-3
2.2.4 Initial Calibrations....2-3
2.2.5 Initial Calibration Verifications....2-3
2.2.6 Continuing Calibrations....2-3
2.2.7 Laboratory Blanks....2-4
2.2.8 Laboratory Control Sample Recovery (Blank Spikes)....2-4
2.2.9 Surrogate Recoveries....2-4
2.2.10 Matrix Spike/Matrix Spike Duplicate Recoveries....2-4
2.2.11 Target Compound Identification....2-4
2.2.12 Compound Quantitation and Reporting Limits....2-4
2.3 Total Organic Carbon by SW846-9060A....2-4
2.3.1 Blanks....2-4
2.3.2 Laboratory Control Sample Recovery (Blank Spikes)....2-5
2.3.3 Matrix Spike Recoveries....2-5
2.3.4 Laboratory Duplicate Result Agreement....2-5
2.3.5 Compound Quantitation and Reporting Limits....2-5
2.4 Field Duplicate Field Duplicate Comparisons....2-5

List of Tables

Table 1-1 Field Sample and Laboratory ID Numbers....1-2
Table 1-2 Data Qualifier References....1-9
Table 1-3 Data Review Qualifier Codes....1-10

List of Appendices

Appendix A Level 4 Data Calculations
Appendix B Communications
Appendix C Qualified Data Table

Acronyms and Abbreviations

Following is a list of acronyms and abbreviations that may be used in data validation reports.

%D	percent difference	DFTPP	decafluorotriphenylphosphine
%R	percent recovery	DOD	Department Of Defense
µg/L	microgram per liter	DQAR	data quality assessment report
mg/L	milligram per liter	DUP	laboratory duplicate
pg/L	picogram per liter	DVP	data validation procedure
µg/kg	microgram per kilogram	EDB	ethylene dibromide
mg/kg	Milligram per kilogram	EDL	estimated detection limit
ng/kg	nanogram per kilogram	EICP	extracted ion current profile
pg/g	picogram per gram	EPA	Environmental Protection Agency, United States
AA	atomic absorption	EB	equipment blank
ARRF	average relative response factor	FB	field blank
BFB	bromofluorobenzene	GC	gas chromatography
BNA	base/neutral/acid compounds	GC/ECD	gas chromatography/electron capture detector
CCB	continuing calibration blank	GC/ELCD	gas chromatography/electrolytic conductivity detector (Hall detector)
CCC	calibration check compound	GC/FPD	gas chromatography/flame photometric detector
CCV	continuing calibration verification	GC/MS	gas chromatography/mass spectrometry
CF	calibration factor	GC/PID	gas chromatography/photoionization detector
CLP	Contract Laboratory Program	GFAA	graphite furnace atomic absorption
COC	chain of custody record	GPC	gel permeation chromatography
COD	chemical oxygen demand	Hg	mercury
CTO	contract task order	HPLC	high-performance liquid chromatography

CVAA	cold vapor atomic absorption	HRGC/HRMS	high resolution gas chromatography/high resolution mass spectrometry
DBCP	Dibromochloropropane	RF r2	response factor coefficient of determination
DCB	decachlorobiphenyl	RICRF	reconstructed ion chromatogram response factor
4,4'-DDD	4,4'-dichlorodiphenyldichloroethane	RLRIC	reporting limit reconstructed ion chromatogram
4,4'-DDE	4,4'-dichlorodiphenyldichloroethylene	RPDRL	relative percent difference reporting limit
4,4'-DDT	4,4'-dichlorodiphenyltrichloroethane	RRFRPD	relative response factor relative percent difference
ICV	initial calibration verification	RRT RRF	relative retention time relative response factor
IDL	instrument detection limit	RSDRRT	relative standard deviation relative retention time
IR	infrared spectroscopy	RTRSD	retention time relative standard deviation
IRP	installation restoration program	RT	retention time
IS	internal standards	HT	holding time
LCS	laboratory control sample	ICB	initial calibration blank
MBAS	methyl blue active substance	ICP	inductively coupled plasma
MDL	method detection limit	ICS	interference check sample
MS	matrix spike	SDG	sample delivery group
MSA	method of standard addition	SICP	selected ion current profiles
MSD	matrix spike duplicate	s/n	signal to noise ratio
m/z	mass to charge ratio	SOP	standard operating procedure
NFESC	Naval Facilities Engineering Services Center	SOW	statement of work
OP	organophosphorus	SPCC	system performance check compound

PAH	polynuclear aromatic hydrocarbon	SRM	standard reference material
PARCC	precision, accuracy, representativeness, comparability, completeness	SVOC	semivolatile organic compound
PCB	polychlorinated biphenyl	TB	trip blank
PCDD	polychlorinated dibenzodioxin	TCDD	tetrachlorodibenzodioxin
PCDF	polychlorinated dibenzofuran	TCX	tetrachloro-m-xylene
PE	performance evaluation	TDS	total dissolved solids
PEM	performance evaluation mixture	TIC	tentatively identified compound
PFK	perfluorokerosene	TOC	total organic carbon
PQO	project quality objective	TOX	total organic halides
QAPFK	quality assurance perfluorokerosene	TPHE	total petroleum hydrocarbons as extractables
QACQA	quality assurance coordinator quality assurance	UV/VIS	ultraviolet/visible
QAPPQAC	quality assurance project plan quality assurance coordinator	VOA	volatile organic analysis
QCQAPP	quality control quality assurance project plan	VOC	volatile organic compound
QSM QC	quality system manual quality control	VTSR	validated time of sample receipt
rQSM	correlation coefficient quality system manual	WDM	window defining mixture
r2r	coefficient of determination correlation coefficient	DDMU	Benzene, 1,1'-(chloroethenylidene)bis[4-chloro-
DDNU	1,1-Bis(4-chlorophenyl)ethene		

1.0 INTRODUCTION

This data validation report (DVR) contains the results of the data validation conducted for samples collected and analyzed as part of the Remedial Action – Monitored Natural Recovery Component, Palos Verdes Shelf located in Los Angeles County, California. The investigation was conducted according to contract number 68HE0318D0004, Task Order Number 68HE0921F0026. This DVR was subcontracted to E-Lab Consultants (purchase order number; 148044996) from CH2M Hill, Inc. to serve third party data assessment purposes and evaluates the laboratory data contained in the Sample Delivery Group (SDG) listed in **Table 1-1**.

These samples were analyzed in accordance with the approved United States Environmental Protection Agency Solid Waste 846 Compendium sample specific methods or approved laboratory standard operating procedures. **Table 1-1** provides a list of the samples collected, a laboratory sample number cross-reference, sample matrix, date collected, sample purpose, and analytical methods performed for each sample pertaining to this DVR. This DVR is conducted per the analysis requested on the COC in accordance with the Final Quality Assurance Project Plan for Sediment Sampling Program 2022 (QAPP).

The data were evaluated against the quantitative acceptance limits given in the QAPP for the data quality parameters required by the QAPP. **Appendix A** contains full data validation calculations, **Appendix B** contains e-mail communication between Jacobs/Elab/Laboratory, and **Appendix C** contains the qualified data table.

In accordance with QAPP, a review of the data was conducted independent of the laboratory. This review consisted of an evaluation of laboratory performance criteria from the case narrative and an evaluation of the sample-specific criteria included in the laboratory data packages in accordance with the method specific guidance documents.

The validation consists of an evaluation of the chain of custody and associated laboratory sample receipt forms, proper sample preservations, holding times, initial calibration and continuing calibration procedures and results, laboratory control sample (LCS) (and duplicate [LCSD] if reported) accuracy and precision, matrix spike (MS) and matrix spike duplicate (MSD) sample analyses, method blanks, field blanks, and field duplicate precision.

Additional (as applicable) review included;

- Organic Analysis; internal standards, surrogate recoveries, instrument tuning, initial calibration, second source calibration verification, continuing calibration verification, internal standards, degradation summaries, retention times, second column or second detector confirmations

- Inorganic Analysis; Laboratory duplicate precision, instrument tuning, initial calibration, Low-Level Calibration Check Standard, initial and continuing calibration verification, initial and continuing calibration blanks, interference check sample, internal standards, serial dilution results, post digestion spike recoveries, interelement correction factors

The results of the independent data review are presented in **Section 2.0**.

Table 1-1 Field Sample and Laboratory ID Numbers

Field I.D.	Lab I.D.	Matrix	Date Collected	Purpose	Analytical Methods
BA7B-SD0002-2211-11062022	570-116481-1	SE	11/06/22 07:17	N	A,B,C
BA7B-SD0204-2211-11062022	570-116481-2	SE	11/06/22 07:18	N	A,B,C
BA7B-SD0406-2211-11062022	570-116481-3	SE	11/06/22 07:19	N	A,B,C
BA7B-SD0608-2211-11062022	570-116481-4	SE	11/06/22 07:20	N	A,B,C
BA7B-SD0812-2211-11062022	570-116481-5	SE	11/06/22 07:21	N	A,B,C
BA7B-SD1216-2211-11062022	570-116481-6	SE	11/06/22 07:22	N	A,B,C
BA7B-SD1620-2211-11062022	570-116481-7	SE	11/06/22 07:23	N	A,B,C
BA7B-SD2024-2211-11062022	570-116481-8	SE	11/06/22 07:25	N	A,B,C
BA7B-SD2428-2211-11062022	570-116481-9	SE	11/06/22 07:26	N	A,B,C
BA7B-SD2832-2211-11062022	570-116481-10	SE	11/06/22 07:28	N	A,B,C
BA7B-SD3236-2211-11062022	570-116481-11	SE	11/06/22 07:29	N	A,B,C
BA7B-SD3640-2211-11062022	570-116481-12	SE	11/06/22 07:32	N	A,B,C
BA7C-SD0002-2211-11062022	570-116481-13	SE	11/06/22 07:55	N	A,B,C
BA7C-SD0204-2211-11062022	570-116481-14	SE	11/06/22 07:56	N	A,B,C
BA7C-SD0406-2211-11062022	570-116481-15	SE	11/06/22 07:57	N	A,B,C
BA7C-SD0608-2211-11062022	570-116481-16	SE	11/06/22 07:58	N	A,B,C
BA7C-SD0812-2211-11062022	570-116481-17	SE	11/06/22 07:59	N	A,B,C

Field I.D.	Lab I.D.	Matrix	Date Collected	Purpose	Analytical Methods
BA7C-SD1216-2211-11062022	570-116481-18	SE	11/06/22 08:00	N	A,B,C
BA7C-SD1620-2211-11062022	570-116481-19	SE	11/06/22 08:01	N	A,B,C
BA7C-SD2024-2211-11062022	570-116481-20	SE	11/06/22 08:02	N	A,B,C
BA7C-SD2428-2211-11062022	570-116481-21	SE	11/06/22 08:04	N	A,B,C
BA7C-SD2832-2211-11062022	570-116481-22	SE	11/06/22 08:05	N	A,B,C
BA7C-SD3236-2211-11062022	570-116481-23	SE	11/06/22 08:06	N	A,B,C
BA7C-SD3640-2211-11062022	570-116481-24	SE	11/06/22 08:08	N	A,B,C
BA7C-SD4044-2211-11062022	570-116481-25	SE	11/06/22 08:10	N	A,B,C
BA7C-SD4448-2211-11062022	570-116481-26	SE	11/06/22 08:11	N	A,B,C
BA7C-SD4852-2211-11062022	570-116481-27	SE	11/06/22 08:13	N	A,B,C
BA7C-SD5256-2211-11062022	570-116481-28	SE	11/06/22 08:15	N	A,B,C
BA7C-SD5660-2211-11062022	570-116481-29	SE	11/06/22 08:17	N	A,B,C
BA7C-SD6064-2211-11062022	570-116481-30	SE	11/06/22 08:19	N	A,B,C
BA7C-SD6468-2211-11062022	570-116481-31	SE	11/06/22 08:20	N	A,B,C
BA7C-SD6872-2211-11062022	570-116481-32	SE	11/06/22 09:06	N	A,B,C
BA7C-SD7276-2211-11062022	570-116481-33	SE	11/06/22 09:07	N	A,B,C
BA7DC-SD0002-2211-11062022	570-116481-34	SE	11/06/22 09:24	N	A,B,C
BA7DC-SD0204-2211-11062022	570-116481-35	SE	11/06/22 09:25	N	A,B,C
BA7DC-SD0406-2211-11062022	570-116481-36	SE	11/06/22 09:26	N	A,B,C
BA7DC-SD0608-2211-11062022	570-116481-37	SE	11/06/22 09:27	N	A,B,C
BA7DC-SD0812-2211-11062022	570-116481-38	SE	11/06/22 09:28	N	A,B,C
BA7DC-SD1216-2211-11062022	570-116481-39	SE	11/06/22 09:30	N	A,B,C

Field I.D.	Lab I.D.	Matrix	Date Collected	Purpose	Analytical Methods
BA7DC-SD1620-2211-11062022	570-116481-40	SE	11/06/22 09:31	N	A,B,C
BA8BC-SD0002-2211-11062022	570-116481-57	SE	11/06/22 09:48	N	A,B,C
BA8BC-SD0204-2211-11062022	570-116481-58	SE	11/06/22 09:49	N	A,B,C
BA8BC-SD0406-2211-11062022	570-116481-59	SE	11/06/22 09:50	N	A,B,C
BA8BC-SD0608-2211-11062022	570-116481-60	SE	11/06/22 09:51	N	A,B,C
BA8BC-SD0812-2211-11062022	570-116481-61	SE	11/06/22 09:52	N	A,B,C
BA8BC-SD1216-2211-11062022	570-116481-62	SE	11/06/22 09:54	N	A,B,C
BA8BC-SD1620-2211-11062022	570-116481-63	SE	11/06/22 09:55	N	A,B,C
BA8BC-SD2024-2211-11062022	570-116481-64	SE	11/06/22 09:56	N	A,B,C
BA8BC-SD2428-2211-11062022	570-116481-65	SE	11/06/22 09:58	N	A,B,C
BA8BC-SD2832-2211-11062022	570-116481-66	SE	11/06/22 10:00	N	A,B,C
BA8BC-SD3236-2211-11062022	570-116481-67	SE	11/06/22 10:01	N	A,B,C
BA8BC-SD3640-2211-11062022	570-116481-68	SE	11/06/22 10:02	N	A,B,C
BA8BC-SD4044-2211-11062022	570-116481-69	SE	11/06/22 10:04	N	A,B,C
BA8B-SD0002-2211-11062022	570-116481-41	SE	11/06/22 10:05	N	A,B,C
BA8B-SD0204-2211-11062022	570-116481-42	SE	11/06/22 10:07	N	A,B,C
BA8B-SD0406-2211-11062022	570-116481-43	SE	11/06/22 10:09	N	A,B,C
BA8B-SD0608-2211-11062022	570-116481-44	SE	11/06/22 10:28	N	A,B,C
BA8B-SD0812-2211-11062022	570-116481-45	SE	11/06/22 10:29	N	A,B,C
BA8B-SD1216-2211-11062022	570-116481-46	SE	11/06/22 10:30	N	A,B,C
BA8B-SD1620-2211-11062022	570-116481-47	SE	11/06/22 10:31	N	A,B,C
BA8B-SD2024-2211-11062022	570-116481-48	SE	11/06/22 10:32	N	A,B,C

Field I.D.	Lab I.D.	Matrix	Date Collected	Purpose	Analytical Methods
BA8B-SD2428-2211-11062022	570-116481-49	SE	11/06/22 10:33	N	A,B,C
BA8B-SD2832-2211-11062022	570-116481-50	SE	11/06/22 10:35	N	A,B,C
BA8B-SD3236-2211-11062022	570-116481-51	SE	11/06/22 10:37	N	A,B,C
BA8B-SD3640-2211-11062022	570-116481-52	SE	11/06/22 10:39	N	A,B,C
BA8B-SD4044-2211-11062022	570-116481-53	SE	11/06/22 10:42	N	A,B,C
BA8B-SD4448-2211-11062022	570-116481-54	SE	11/06/22 10:43	N	A,B,C
BA8B-SD4852-2211-11062022	570-116481-55	SE	11/06/22 10:44	N	A,B,C
BA8B-SD5256-2211-11062022	570-116481-56	SE	11/06/22 10:45	N	A,B,C
BA8C-SD0002-2211-11062022	570-116481-70	SE	11/06/22 11:16	N	A,B,C
BA8C-SD0204-2211-11062022	570-116481-71	SE	11/06/22 11:17	N	A,B,C
BA8C-SD0406-2211-11062022	570-116481-72	SE	11/06/22 11:18	N	A,B,C
BA8C-SD0608-2211-11062022	570-116481-73	SE	11/06/22 11:19	N	A,B,C
BA8C-SD0812-2211-11062022	570-116481-74	SE	11/06/22 11:20	N	A,B,C
BA8C-SD1216-2211-11062022	570-116481-75	SE	11/06/22 11:21	N	A,B,C
BA8C-SD1620-2211-11062022	570-116481-76	SE	11/06/22 11:23	N	A,B,C
BA8C-SD2024-2211-11062022	570-116481-77	SE	11/06/22 11:27	N	A,B,C
BA8C-SD2428-2211-11062022	570-116481-78	SE	11/06/22 11:30	N	A,B,C
BA8C-SD2832-2211-11062022	570-116481-79	SE	11/06/22 11:31	N	A,B,C
BA8C-SD3236-2211-11062022	570-116481-80	SE	11/06/22 11:33	N	A,B,C
BA8C-SD3640-2211-11062022	570-116481-81	SE	11/06/22 11:34	N	A,B,C
BA8C-SD4044-2211-11062022	570-116481-82	SE	11/06/22 11:35	N	A,B,C
BA8C-SD4448-2211-11062022	570-116481-83	SE	11/06/22 11:37	N	A,B,C

Field I.D.	Lab I.D.	Matrix	Date Collected	Purpose	Analytical Methods
BA8C-SD4852-2211-11062022	570-116481-84	SE	11/06/22 11:39	N	A,B,C
BA8C-SD5256-2211-11062022	570-116481-85	SE	11/06/22 11:41	N	A,B,C
BA8C-SD5660-2211-11062022	570-116481-86	SE	11/06/22 11:42	N	A,B,C
BA8C-SD6064-2211-11062022	570-116481-87	SE	11/06/22 11:44	N	A,B,C
BA8C-SD6468-2211-11062022	570-116481-88	SE	11/06/22 11:46	N	A,B,C
BA8C-SD6872-2211-11062022	570-116481-89	SE	11/06/22 11:47	N	A,B,C
BA8C-SD7276-2211-11062022	570-116481-90	SE	11/06/22 11:48	N	A,B,C
BA8C-SD7680-2211-11062022	570-116481-91	SE	11/06/22 11:50	N	A,B,C
BA8C-SD8084-2211-11062022	570-116481-92	SE	11/06/22 11:52	N	A,B,C
BA8DC-SD0002-2211-11062022	570-116481-93	SE	11/06/22 13:21	N	A,B,C
BA8DC-SD0204-2211-11062022	570-116481-94	SE	11/06/22 13:22	N	A,B,C
BA8DC-SD0406-2211-11062022	570-116481-95	SE	11/06/22 13:23	N	A,B,C
BA8DC-SD0608-2211-11062022	570-116481-96	SE	11/06/22 13:24	N	A,B,C
BA8DC-SD0812-2211-11062022	570-116481-97	SE	11/06/22 13:25	N	A,B,C
BA8DC-SD1216-2211-11062022	570-116481-98	SE	11/06/22 13:27	N	A,B,C
BA8DC-SD1620-2211-11062022	570-116481-99	SE	11/06/22 13:28	N	A,B,C
BA8DC-SD2024-2211-11062022	570-116481-100	SE	11/06/22 13:29	N	A,B,C
BA8DC-SD2428-2211-11062022	570-116481-101	SE	11/06/22 13:30	N	A,B,C
BA8DC-SD2832-2211-11062022	570-116481-102	SE	11/06/22 13:32	N	A,B,C
BA8DC-SD3236-2211-11062022	570-116481-103	SE	11/06/22 13:33	N	A,B,C
BA8DC-SD3640-2211-11062022	570-116481-104	SE	11/06/22 13:35	N	A,B,C
BA8DC-SD4044-2211-11062022	570-116481-105	SE	11/06/22 13:36	N	A,B,C

Field I.D.	Lab I.D.	Matrix	Date Collected	Purpose	Analytical Methods
BA8DC-SD4448-2211-11062022	570-116481-106	SE	11/06/22 13:38	N	A,B,C
BA9BC-SD0002-2211-11062022	570-116481-118	SE	11/06/22 13:59	N	A,B,C
BA9BC-SD0204-2211-11062022	570-116481-119	SE	11/06/22 14:00	N	A,B,C
BA9BC-SD0406-2211-11062022	570-116481-120	SE	11/06/22 14:01	N	A,B,C
BA9BC-SD0608-2211-11062022	570-116481-121	SE	11/06/22 14:02	N	A,B,C
BA9BC-SD0812-2211-11062022	570-116481-122	SE	11/06/22 14:03	N	A,B,C
BA9BC-SD1216-2211-11062022	570-116481-123	SE	11/06/22 14:04	N	A,B,C
BA9BC-SD1620-2211-11062022	570-116481-124	SE	11/06/22 14:05	N	A,B,C
BA9BC-SD2024-2211-11062022	570-116481-125	SE	11/06/22 14:06	N	A,B,C
BA9BC-SD2428-2211-11062022	570-116481-126	SE	11/06/22 14:07	N	A,B,C
BA9BC-SD2832-2211-11062022	570-116481-127	SE	11/06/22 14:08	N	A,B,C
BA9BC-SD3236-2211-11062022	570-116481-128	SE	11/06/22 14:09	N	A,B,C
BA9BC-SD3640-2211-11062022	570-116481-129	SE	11/06/22 14:28	N	A,B,C
BA9BC-SD4044-2211-11062022	570-116481-130	SE	11/06/22 14:29	N	A,B,C
BA9BC-SD4448-2211-11062022	570-116481-131	SE	11/06/22 14:30	N	A,B,C
BA9BC-SD4852-2211-11062022	570-116481-132	SE	11/06/22 14:31	N	A,B,C
BA9BC-SD5256-2211-11062022	570-116481-133	SE	11/06/22 14:32	N	A,B,C
BA9B-SD0002-2211-11062022	570-116481-107	SE	11/06/22 14:33	N	A,B,C
BA9B-SD0204-2211-11062022	570-116481-108	SE	11/06/22 14:34	N	A,B,C
BA9B-SD0406-2211-11062022	570-116481-109	SE	11/06/22 14:35	N	A,B,C
BA9B-SD0608-2211-11062022	570-116481-110	SE	11/06/22 14:36	N	A,B,C
BA9B-SD0812-2211-11062022	570-116481-111	SE	11/06/22 14:37	N	A,B,C

Field I.D.	Lab I.D.	Matrix	Date Collected	Purpose	Analytical Methods
BA9B-SD1216-2211-11062022	570-116481-112	SE	11/06/22 14:38	N	A,B,C
BA9B-SD1620-2211-11062022	570-116481-113	SE	11/06/22 14:40	N	A,B,C
BA9B-SD2024-2211-11062022	570-116481-114	SE	11/06/22 14:41	N	A,B,C
BA9B-SD2428-2211-11062022	570-116481-115	SE	11/06/22 14:42	N	A,B,C
BA9B-SD2832-2211-11062022	570-116481-116	SE	11/06/22 14:45	N	A,B,C
BA9B-SD3236-2211-11062022	570-116481-117	SE	11/06/22 14:47	N	A,B,C
BA9C-SD0002-2211-11062022	570-116481-134	SE	11/06/22 15:03	N	A,B,C
BA9C-SD0204-2211-11062022	570-116481-135	SE	11/06/22 15:04	N	A,B,C
BA9C-SD0406-2211-11062022	570-116481-136	SE	11/06/22 15:05	N	A,B,C
BA9C-SD0608-2211-11062022	570-116481-137	SE	11/06/22 15:06	N	A,B,C
BA9C-SD0812-2211-11062022	570-116481-138	SE	11/06/22 15:07	N	A,B,C
BA9C-SD1216-2211-11062022	570-116481-139	SE	11/06/22 15:09	N	A,B,C
BA9C-SD1620-2211-11062022	570-116481-140	SE	11/06/22 15:10	N	A,B,C
BA9C-SD2024-2211-11062022	570-116481-141	SE	11/06/22 15:11	N	A,B,C
BA9C-SD2428-2211-11062022	570-116481-142	SE	11/06/22 15:13	N	A,B,C
BA9C-SD2832-2211-11062022	570-116481-143	SE	11/06/22 15:14	N	A,B,C
BA9C-SD3236-2211-11062022	570-116481-144	SE	11/06/22 15:15	N	A,B,C
BA9C-SD3640-2211-11062022	570-116481-145	SE	11/06/22 15:16	N	A,B,C
BA9C-SD4044-2211-11062022	570-116481-146	SE	11/06/22 15:18	N	A,B,C
BA9DC-SD0002-2211-11062022	570-116481-147	SE	11/06/22 00:00	N	A,B,C
BA9DC-SD0204-2211-11062022	570-116481-148	SE	11/06/22 15:41	N	A,B,C
BA9DC-SD0406-2211-11062022	570-116481-149	SE	11/06/22 15:42	N	A,B,C

Field I.D.	Lab I.D.	Matrix	Date Collected	Purpose	Analytical Methods
BA9DC-SD0608-2211-11062022	570-116481-150	SE	11/06/22 15:43	N	A,B,C
BA9DC-SD0812-2211-11062022	570-116481-151	SE	11/06/22 15:44	N	A,B,C
BA9DC-SD1216-2211-11062022	570-116481-152	SE	11/06/22 15:45	N	A,B,C
BA9DC-SD1620-2211-11062022	570-116481-153	SE	11/06/22 15:47	N	A,B,C
BA9DC-SD2024-2211-11062022	570-116481-154	SE	11/06/22 15:48	N	A,B,C
BA9DC-SD2428-2211-11062022	570-116481-155	SE	11/06/22 15:50	N	A,B,C
BA9DC-SD2832-2211-11062022	570-116481-156	SE	11/06/22 15:51	N	A,B,C
BA9DC-SD3236-2211-11062022	570-116481-157	SE	11/06/22 15:52	N	A,B,C
BA9DC-SD3640-2211-11062022	570-116481-158	SE	11/06/22 15:53	N	A,B,C
BA9DC-SD4044-2211-11062022	570-116481-159	SE	11/06/22 15:55	N	A,B,C

SE-Sediment
FD-Field Duplicate (parent samples are identified by the sample ID prefix.
N-Normal Environmental Sample
N*-No parent sample was submitted for analysis.
Analytical Methods: A-SW846 8270C SIM CON - PCB Congeners (GC/MS)

B-SW846 8270C SIM - Organochlorine Pesticides (GC/MS SIM)

C-SW846 9060A-Total Organic Carbon

Following the specifications in the QAPP related to the data validation process, the data were annotated with data validation qualifiers and codes as described in **Table 1-2 and Table 1-3.**

Table 1-2
Data Qualifier References

Qualifier	Organics	Inorganics
U	The analyte was analyzed for but was not detected above the method detection limit.	The analyte was analyzed for but was not detected above the method detection limit.
J	The analyte was positively identified; the associated numerical value is the	The result is an estimated quantity. The associated numerical value is the

Qualifier	Organics	Inorganics
	approximate concentration of the analyte in the sample.	approximate concentration of the analyte in the sample.
N	The analysis indicates the presence of an analyte for which there is presumptive evidence to make a "tentative identification."	Not applicable.
NJ	The analysis indicates the presence of an analyte that has been "tentatively identified" and the associated numerical value represents its approximate concentration.	Not applicable.
UJ	The analyte was not detected above the method detection limit. However, the associated value is approximate and may or may not represent the actual limit of quantitation necessary to accurately and precisely measure the analyte in the sample.	The analyte was analyzed for but was not detected. The associated value is an estimate and may be inaccurate or imprecise.
R	The sample results are rejected due to serious deficiencies in the ability to analyze the sample and to meet quality control criteria. The presence or absence of the analyte cannot be verified.	The data are unusable. The sample results are rejected due to serious deficiencies in meeting the Quality Control (QC) criteria. The analyte may or may not be present in the sample.

Table 1-3
Data Review Qualifier Codes

Qualifier	Organics	Inorganics
H	Holding times were exceeded.	Holding times were exceeded.
S	Surrogate recovery was outside QC limits.	The sequence or number of standards used for the calibration was incorrect.
C	Calibration %RSD, r, r2 or %D were noncompliant	Correlation coefficient is <0.995.
R	Calibration RRF was <0.05.	%R for calibration is not within control limits
B	Presumed contamination from preparation (method blank)	Presumed contamination from preparation (method) blank or calibration blank

Qualifier	Organics	Inorganics
L	Laboratory Control Sample/Laboratory Control Sample Duplicate %R or RPD was not within control limits	Laboratory Control Sample/Laboratory Control Sample Duplicate %R or RPD was not within control limits
Q	MS/MSD recovery was poor	MS/MSD recovery was poor.
E	MS/MSD or Duplicate RPD was high.	MS/MSD or Duplicate RPD or difference was high.
I	Internal standard performance was unsatisfactory	ICP ICS results were unsatisfactory.
A	Not applicable.	ICP Serial Dilution %D were not within control limits
M	Instrument Performance Check (BFB or DFTPP) was noncompliant	Not applicable.
T	Presumed contamination from trip blank.	Not applicable.
F	Presumed contamination from FB or ER.	Presumed contamination from FB or ER.
D	The analysis with this flag should not be used because another more technically sound analysis is available.	The analysis with this flag should not be used because another more technically sound analysis is available.
P	Instrument performance for pesticides was poor	Post Digestion Spike recovery was not within control limits
*#	Unusual problems found with the data that have been described in Section 2, "Data Validation Findings." The number following the asterisk (*) will indicate the section in the validation report where a description of the problem can be found.	Unusual problems found with the data that have been described in Section 2, "Data Validation Findings." The number following the asterisk (*) will indicate the section in the validation report where a description of the problem can be found.

2.0 DATA VALIDATION RESULTS

2.1 PCBs by SW846-8270C-SIM

2.1.1 Sample Preservation, Handling, and Transport

All samples arrived at the laboratory intact, on time, and within preservation requirements. All QC requirements were met as required by the QAPP.

2.1.2 Chain of Custody and Holding Times

A cross reference of the COC and analytical report has concluded all extractions and analysis were performed within the required holding times. The laboratory request sample replacement. No additional information was given, however there are analytical results for a sample with that laboratory ID.

2.1.3 Instrument Performance Checks

Data were verified that the mass spectral abundance and assignment are correct and within the method requirements. All samples were analyzed with an acceptable DFTPP performance check and within the 12-hour window requirement.

2.1.4 Initial Calibrations

All initial calibration average %RSD were within the method requirements.

2.1.5 Initial Calibration Verifications

The initial calibration curve was verified with a second source standard mix that contained all target compounds. All recoveries were acceptable.

2.1.6 Continuing Calibrations

Continuing calibration percent differences were within the requirements as stipulated. Continuing Calibrations were performed with acceptable results on a 12-hour basis. Full data validation verified the raw data compared to the Form VII values. No discrepancies were revealed.

- Method 8270C SIM CON: The continuing calibration verification (CCV) associated with batch 570-297002 recovered above the upper control limit for PCB 209. The samples associated with this CCV were non-detects for the affected analytes; therefore, the data have been reported. The associated sample is impacted: (CCV 570-297002/5).
    - Sample impacted is LCSD 570-295744/3-A (a LCSD). None of the data is qualified.

2.1.7 Laboratory Blanks

Each analytical batch was represented with a MB. The MB's report the following detections.

MB 570-293633/1-A	PCB-5/8	0.1234
MB 570-293633/1-A	PCB-118	0.1003

All associated samples are reported not detected or detected at concentrations >5X the blank concentration. None of the data is qualified.

2.1.8 Laboratory Control Sample Recovery (Blank Spikes)

All LCS recoveries were within QC limits.

2.1.9 Surrogate Recoveries

All surrogate recoveries were within QC limits with the following exception(s).

The following samples report surrogate recoveries greater than the upper control limits.

#sys_sample_code	Dilution factor	lab_sample_id	chemical_name
BA7C-SD3236-2211-11062022	2	570-116481-23	p-Terphenyl-d14 (Surr)
BA7C-SD3640-2211-11062022	2	570-116481-24	p-Terphenyl-d14 (Surr)
BA7C-SD4448-2211-11062022	5	570-116481-26	p-Terphenyl-d14 (Surr)
BA7C-SD4448-2211-11062022	10	570-116481-26	p-Terphenyl-d14 (Surr)
BA7C-SD4852-2211-11062022	5	570-116481-27	p-Terphenyl-d14 (Surr)
BA7C-SD5256-2211-11062022	5	570-116481-28	p-Terphenyl-d14 (Surr)
BA7C-SD5660-2211-11062022	5	570-116481-29	p-Terphenyl-d14 (Surr)
BA7C-SD6064-2211-11062022	5	570-116481-30	p-Terphenyl-d14 (Surr)
BA8B-SD0406-2211-11062022	2	570-116481-43	p-Terphenyl-d14 (Surr)
BA8B-SD0608-2211-11062022	10	570-116481-44	p-Terphenyl-d14 (Surr)
BA8C-SD1620-2211-11062022	5	570-116481-76	p-Terphenyl-d14 (Surr)
BA8C-SD2024-2211-11062022	10	570-116481-77	p-Terphenyl-d14 (Surr)
BA8C-SD2428-2211-11062022	10	570-116481-78	p-Terphenyl-d14 (Surr)
BA8C-SD2832-2211-11062022	5	570-116481-79	p-Terphenyl-d14 (Surr)
BA8C-SD3236-2211-11062022	40	570-116481-80	p-Terphenyl-d14 (Surr)
BA8C-SD3640-2211-11062022	2	570-116481-81	p-Terphenyl-d14 (Surr)
BA8C-SD4448-2211-11062022	5	570-116481-83	p-Terphenyl-d14 (Surr)
BA8C-SD5256-2211-11062022	5	570-116481-85	p-Terphenyl-d14 (Surr)
BA8C-SD5660-2211-11062022	5	570-116481-86	p-Terphenyl-d14 (Surr)

Due to dilutions 2X and greater, none of the samples are qualified.

2.1.10 Matrix Spike/Matrix Spike Duplicate Recoveries

Matrix spike samples were not designated for this SDG.

2.1.11 Target Compound Identification

Target Compounds were reviewed for their pattern responses and retention times.

2.1.12 Compound Quantitation and Reporting Limits

Reporting limits were verified to be equal to the Level of Detection (LOD). The LODs have been verified to meet or exceed the project required performance standards. Sample dilutions, cleanup concentrations, and moisture correction and reanalysis have been applied to all reportable results. Ten percent of the reported data was validated for quantification and qualifications. None of the data was miscalculated or patterns misidentified.

2.2 Pesticides by SW846-8270C-SIM

2.2.1 Sample Preservation, Handling, and Transport

All samples arrived at the laboratory intact, on time, and within preservation requirements. All QC requirements were met as required by the QAPP.

2.2.2 Chain of Custody and Holding Times

A cross reference of the COC and analytical report has concluded all extractions and analysis were performed within the required holding times.

2.2.3 Instrument Performance Checks

Data were verified that the mass spectral abundance and assignment are correct and within the method requirements. All samples were analyzed with an acceptable DFTPP performance check and within the 12-hour window requirement.

2.2.4 Initial Calibrations

All initial calibration average %RSD were within the method requirements.

2.2.5 Initial Calibration Verifications

The initial calibration curve was verified with a second source standard mix that contained all target compounds. All recoveries were acceptable.

2.2.6 Continuing Calibrations

Continuing Calibrations were performed with acceptable results on a 12-hour basis. Full data validation verified the raw data compared to the Form VII values. No discrepancies were revealed. Continuing calibration percent differences were within the requirements as stipulated with the following exception(s).

- The laboratory reports the continuing calibration verification (CCV) associated with batch 570-283115 recovered above the upper control limit for DCB Decachlorobiphenyl. The samples associated with this CCV were non-detects for

the affected analytes; therefore, the data have been reported. The associated sample is impacted: (CCV 570-283115/3).

- Decachlorobiphenyl is not a compound of interest.

2.2.7 Laboratory Blanks

The MB's report the following detections.

MB 570-280676/1-A	4,4'-DDE	0.05734 mg/Kg

The associated samples are reported detected >5X the blank concentration. None of the data is qualified.

2.2.8 Laboratory Control Sample Recovery (Blank Spikes)

All LCS recoveries were within QC limits.

2.2.9 Surrogate Recoveries

All surrogate recoveries were within QC limits or were diluted out.

2.2.10 Matrix Spike/Matrix Spike Duplicate Recoveries

Matrix spike samples were not designated for this SDG.

2.2.11 Target Compound Identification

Target Compounds were reviewed for their pattern responses and retention times.

2.2.12 Compound Quantitation and Reporting Limits

Reporting limits were verified to be equal to the Level of Detection (LOD). The LODs have been verified to meet or exceed the project required performance standards. Sample dilutions, cleanup concentrations, and moisture correction and reanalysis have been applied to all reportable results. Ten percent of the reported data was validated for quantification and qualifications. None of the data was miscalculated or patterns misidentified. The laboratory notes the following elevated reporting limits.

2.3 Total Organic Carbon by SW846-9060A

2.3.1 Blanks

The MB's report the following detections.

MB 580-418964/5	0.01160 mg/Kg
MB 580-419120/5	0.01275 mg/Kg

All associated samples report TOC detected >5X the blank concentrations. None of the data is qualified.

2.3.2 Laboratory Control Sample Recovery (Blank Spikes)

All LCS/D recoveries are within the laboratory established control limits.

2.3.3 Matrix Spike Recoveries

Samples BA5DC-SD6064-2211 , BA6BC-SD1620-2211 , BA6C-SD2428-2211 , BA6DC-SD3640-2211 , BA5B-SD0812-2211 , BA6C-SD3236-2211 , and BA6B-SD0002-2211 were used for spiking. All TOC recoveries were within QC limits.

2.3.4 Laboratory Duplicate Result Agreement

Samples BA5DC-SD6064-2211 , BA6BC-SD1620-2211 , BA6C-SD2428-2211 , BA6DC-SD3640-2211 , BA5B-SD0812-2211 , BA6C-SD3236-2211 , and BA6B-SD0002-2211, were used for duplicating. All TOC recoveries were within QC limits. (Note; the laboratory case narrative states that the duplicate contained in batch 580-413731 was outside control limits). This is an error. All duplicates are <20%D.

2.3.5 Compound Quantitation and Reporting Limits

Reporting limits were verified to be equal to the LOD. Sample dilutions, cleanup concentrations, and moisture correction have been applied to all reportable results.

2.4 Field Duplicate Field Duplicate Comparisons

The field duplicate samples were not collected.

Appendix A

Level 4 Data Calculations

Data Validation calculations for
PALOS VERDES SHELF, MONTROSE CHEMICAL CORPORATION SUPERFUND SITE OU-5, REMEDIAL ACTION – MONITORED NATURAL RECOVERY COMPONENT
Jacobs Engineering Group, Inc.
68HE0318D0004, Task Order Number 68HE0921F0026
Performed by E-Lab Consultants
Eurofins/Calscience Environmental Testing SDG 570-116481-1

ICAL 4,4-DDNU-PHN

IC 26829		Inst; GCMSBBB		Ana batch	570-283059	RRF	
Amount (units pg)	Response	ISTD Amt (pg units)	ISTD Resp	Rel. Resp.			Lab Reported Source Page 12840
2.0	514.0	500.0	479908.0	0.54		0.26775965	0.2678
10.0	2787.0	500.0	484746.0	2.87		0.28747014	0.2875
20.0	5387.0	500.0	474953.0	5.67		0.28355437	0.2836
40.0	11277.0	500.0	474293.0	11.89		0.29720552	0.2972
60.0	16520.0	500.0	477537.0	17.30		0.28828482	0.2883
80.0	22699.0	500.0	475050.0	23.89		0.29863962	0.2986
					AVG	0.28715235	0.2872
					COEF	0.99967316	
					RSD	3.88862609	3.9
(STDEV(G10:G14)/AVERAGE(G10:G14))*100							

$$RF = \frac{(A1_x + A2_x)C_{is}}{(A1_{is} + A2_{is})C_x}$$

where:
$A1_x$ and $A2_x$ = The measured areas at the primary and secondary m/z's for the PCB
$A1_{is}$ and $A2_{is}$ = The measured areas at the primary and secondary m/z's for the internal standard
C_{is} = The concentration of the internal standard (Table 5)
C_x = The concentration of the compound in the calibration standard (Table 5)

Average

$$\overline{RRF} = \sum_{i=1}^{n} \frac{x_i}{n}$$

where: $\overline{RRF}$ = Mean relative response factor.
x_i = RRF of the compound at concentration i.
n = Number of concentration values, in this case 5.

RSD%

$$\%RSD = \frac{SD_{RRF}}{\overline{RRF}} \times 100$$

and

$$SD_{RRF} = \sqrt{\sum_{i=1}^{N} \frac{(RRF_i - \overline{RRF})^2}{N - 1}}$$

where: SD_{RRF} = Standard deviation of initial response factors (per compound).
RRF_i = Relative response factor at a concentration level i.
$\overline{RRF}$ = Mean of initial relative response factors (per compound).

ICV/CCV (form 7) CCV 570-292493

QC type	Analyte	spike recovery (units)	spike amount units	%D	reported by lab	Source page
ICV	4,4-DDNU	0.386	0.4	-3.6	-3.4	13661
CCV	4,4-DDNU	0.384	0.4	-4.1	-4	13746

LCS Recoveries 570-280629/2-A

Analyte	spike added	LCS recovery	%Recovery	Lab reported	Source Page
4,4-DDD	5	4.436	88.72	89	10460

Surrogate Recoveries

Analyte	sample ID	amount detected	amount injected	DV recovery %	Lab reported	Source Page
TCX	BA7B-SD1216-2211	117	100	117	117	10437

%D

$$\%D = \frac{RRF_c - \overline{RRF_i}}{\overline{RRF_i}} \times 100$$

where: RRF_c = RRF of the compound in the continuing calibration standard.
$\overline{RRF_i}$ = Mean RRF of the compound in the most recent initial calibration.

Back Calculation of Data for Validation

Sample Name:	BA7B-SD0406-2211	570-116481-3			ical 283220					
Analyte	Response Analyte (Area)	Response Assoc. ISTD	Conc Assoc. ISTD (ug/L)	Analyte RRF (from ICAL)	Spl Mass (g)	Spl % Moisture	Ext Vol (mL)	Dilution Factor	DV Analyte Conc	Lab reported
2,4-DDE/phn	2615	435517	500	0.3128	19.25	40.4	2	100	167.31036	170
Source page	10555			12951	10586				Calculated	10586
calculation notation	B40	C40	D40	E40	F40	G40	H40	I40		
calculation	((B40*D40*H40*I40)/(C40*E40*(F40*((100-G40)/100))))/10									

Sample Name:	BA7B-SD0608-2211	570-116481-4								
Analyte	Response Analyte (Area)	Response Assoc. ISTD	Conc Assoc. ISTD (ug/L)	Analyte RRF (from ICAL)	Spl Mass (g)	Spl % Moisture	Ext Vol (uL)	Dilution Factor	DV Analyte Conc	Lab reported
4,4'-DDMU/phn	10223	339130	500	0.2744	20.07	37.2	2	500	4358.03819	4300
Source page	10597			13322	10596				Calculated	10596
calculation notation	B40	C40	D40	E40	F40	G40	H40	I40		

$$C_{ex}\ (ng/mL) = \frac{(A1_x + A2_x)C_{is}}{(A1_{is} + A2_{is})RF}$$

where:
C_{ex} = concentration of the PCB in the extract (ng/mL) and the other terms are as defined in Section 10.5.1

Data Validation calculations for
PALOS VERDES SHELF, MONTROSE CHEMICAL CORPORATION SUPERFUND SITE OU-5, REMEDIAL ACTION – MONITORED NATURAL RECOVERY COMPONENT
Jacobs Engineering Group, Inc.
68HE0318D0004, Task Order Number 68HE0921F0026
Performed by E-Lab Consultants

Sample Name:	BA7B-SD1216-2211	570-116481-6								
Analyte	Response Analyte (Area)	Response Assoc. ISTD	Conc Assoc. ISTD (ug/L)	Analyte RRF (from ICAL)	Spl Mass (g)	Spl % Moisture	Ext Vol (mL)	Dilution Factor	DV Analyte Conc	Lab reported
2,4-DDD/cry	566	280510	500	0.492	20.08	33.8	2	100	30.85186	31
Source page	10636			13082	10635				Calculated	10635
calculation notation	B40	C40	D40	E40	F40	G40	H40	I40		

Sample Name:	BA9BC-SD4448-2211	570-116481-131 DL								
Analyte	Response Analyte (Area)	Response Assoc. ISTD	Conc Assoc. ISTD (ug/L)	Analyte RRF (from ICAL)	Spl Mass (g)	Spl % Moisture	Ext Vol (mL)	Dilution Factor	DV Analyte Conc	Lab reported
4,4'-DDE/cry	1215	83154	500	0.3203	20.24	27.7	2	5	15.58682	16
Source page	12417			13588	12416				Calculated	12416
calculation notation	B40	C40	D40	E40	F40	G40	H40	I40		

Sample Name:	BA7C-SD0406-2211	570-116481-15								
Analyte	Response Analyte (Area)	Response Assoc. ISTD	Conc Assoc. ISTD (ug/L)	Analyte RRF (from ICAL)	Spl Mass (g)	Spl % Moisture	Ext Vol (mL)	Dilution Factor	DV Analyte Conc	Lab reported
2,4-DDT/cry	135	286906	500	0.3308	17.27	33.3	2	100	12.34839	12
Source page	10739			13082	10738					10738
calculation notation	B40	C40	D40	E40	F40	G40	H40	I40		

Sample Name:	BA7DC-SD0608-2211	570-116481-37								
Analyte	Response Analyte (Area)	Response Assoc. ISTD	Conc Assoc. ISTD (ug/L)	Analyte RRF (from ICAL)	Spl Mass (g)	Spl % Moisture	Ext Vol (mL)	Dilution Factor	DV Analyte Conc	Lab reported
2,4'-DDE/phn	930	140284	500	0.5042	20.2	26.5	2	100	88.55911	89
Source page	11072			13588	11071					11071
calculation notation	B40	C40	D40	E40	F40	G40	H40	I40		

Sample Name:	BA8B-SD0608-2211	570-116481-44								
Analyte	Response Analyte (Area)	Response Assoc. ISTD	Conc Assoc. ISTD (ug/L)	Analyte RRF (from ICAL)	Spl Mass (g)	Spl % Moisture	Ext Vol (mL)	Dilution Factor	DV Analyte Conc	Lab reported
2,4'-DDE/phn	437	139167	500	0.5042	20.19	53.8	2	5000	3338.36670	3300
Source page	11161			13588	11160					11160
calculation notation	B40	C40	D40	E40	F40	G40	H40	I40		

Sample Name:	BA8C-SD4448-2211 DL	570-116481-83 DL								
Analyte	Response Analyte (Area)	Response Assoc. ISTD	Conc Assoc. ISTD (ug/L)	Analyte RRF (from ICAL)	Spl Mass (g)	Spl % Moisture	Ext Vol (mL)	Dilution Factor	DV Analyte Conc	Lab reported
2,4-DDD/cry	4363	140639	500	0.8911	20.32	54.5	2	1000	3765.45879	3800
Source page	11712			13558	11711					11711
calculation notation	B40	C40	D40	E40	F40	G40	H40	I40		

Sample Name:	BA9BC-SD3236-2211	570-116481-128								
Analyte	Response Analyte (Area)	Response Assoc. ISTD	Conc Assoc. ISTD (ug/L)	Analyte RRF (from ICAL)	Spl Mass (g)	Spl % Moisture	Ext Vol (mL)	Dilution Factor	DV Analyte Conc	Lab reported
2,4-DDD/cry	127	79887	500	0.7187	20.18	33.3	2	250	41.08402	41
Source page	12374			13588	12373					12373
calculation notation	B40	C40	D40	E40	F40	G40	H40	I40		

Data Validation calculations for
PALOS VERDES SHELF, MONTROSE CHEMICAL CORPORATION SUPERFUND SITE OU-5, REMEDIAL ACTION – MONITORED NATURAL RECOVERY COMPONENT
Jacobs Engineering Group, Inc.
68HE0318D0004, Task Order Number 68HE0921F0026
Performed by E-Lab Consultants

Sample Name:	BA9DC-SD0002-2211	570-116481-147								
Analyte	Response Analyte (Area)	Response Assoc. ISTD	Conc Assoc. ISTD (ug/L)	Analyte RRF (from ICAL)	Spl Mass (g)	Spl % Moisture	Ext Vol (mL)	Dilution Factor	DV Analyte Conc	Lab reported
2,4-DDD/cry	233	78913	500	0.7187	20.1	37.3	2	10	3.25984	3.3
Source page	12635			13555	12634					12634
calculation notation	B40	C40	D40	E40	F40	G40	H40	I40		

Sample Name:	BA9DC-SD1216-2211	570-116481-152								
Analyte	Response Analyte (Area)	Response Assoc. ISTD	Conc Assoc. ISTD (ug/L)	Analyte RRF (from ICAL)	Spl Mass (g)	Spl % Moisture	Ext Vol (mL)	Dilution Factor	DV Analyte Conc	
2,4'-DDE/phn	2884	407856	500	0.368	19.96	29.8	2	50	68.56665	69
Source page	12694			13322	12693					12693
calculation notation	B40	C40	D40	E40	F40	G40	H40	I40		

Appendix B

Communications

This page left intentionally blank

Appendix C

Qualified Data Table

#sys_sample_code	lab_sample_id	**lab_anl_method_name**	**chemical_name**	result_value	lab_qualifiers	validator_qualifiers	**Reason Code**
No added DVQs							

COVER LETTER

August 8, 2023

Ref; Eurofins/Calscience Environmental Testing SDG 570-116499
(03/09/2023)

Attn; Jeremy Bishop

Jacobs Engineering Group, Inc.
1100 NE Circle Blvd
Suite 300
Corvallis, Oregon 9733

Enclosed is the data validation reports for PALOS VERDES SHELF, MONTROSE CHEMICAL CORPORATION SUPERFUND SITE OU-5, REMEDIAL ACTION – MONITORED NATURAL RECOVERY COMPONENT

The specific sample identifications are listed in the Sample Identification Table. The data packages were reviewed according to the Final Quality Assurance Plan for Sediment Sampling Program 2022 (Rev 0) and the following guidance documents, as applicable: National Functional Guidelines for Organic Superfund Methods Data Review, National Functional Guidelines for Inorganic Superfund Methods Data Review (01/2020), Laboratory method specific Standard Operating Procedures.

Larry Duty
Data Validation Project Manager

Table of Contents

List of Tables....iii
List of Appendices....iv
Acronyms and Abbreviations....v

1.0 INTRODUCTION....1-1
2.0 DATA VALIDATION RESULTS....2-1
2.1 PCBs by SW846-8270C-SIM....2-1
2.1.1 Sample Preservation, Handling, and Transport....2-1
2.1.2 Chain of Custody and Holding Times....2-1
2.1.3 Instrument Performance Checks....2-1
2.1.4 Initial Calibrations....2-1
2.1.5 Initial Calibration Verifications....2-1
2.1.6 Continuing Calibrations....2-1
2.1.7 Laboratory Blanks....2-1
2.1.8 Laboratory Control Sample Recovery (Blank Spikes)....2-1
2.1.9 Surrogate Recoveries....2-2
2.1.10 Matrix Spike/Matrix Spike Duplicate Recoveries....2-2
2.1.11 Target Compound Identification....2-2
2.1.12 Compound Quantitation and Reporting Limits....2-2
2.2 Pesticides by SW846-8270C-SIM....2-2
2.2.1 Sample Preservation, Handling, and Transport....2-2
2.2.2 Chain of Custody and Holding Times....2-2
2.2.3 Instrument Performance Checks....2-2
2.2.4 Initial Calibrations....2-2
2.2.5 Initial Calibration Verifications....2-2
2.2.6 Continuing Calibrations....2-3
2.2.7 Laboratory Blanks....2-3
2.2.8 Laboratory Control Sample Recovery (Blank Spikes)....2-3
2.2.9 Surrogate Recoveries....2-3
2.2.10 Matrix Spike/Matrix Spike Duplicate Recoveries....2-3
2.2.11 Target Compound Identification....2-3
2.2.12 Compound Quantitation and Reporting Limits....2-3
2.3 Total Organic Carbon by SW846-9060A....2-3
2.3.1 Blanks....2-3
2.3.2 Laboratory Control Sample Recovery (Blank Spikes)....2-3
2.3.3 Matrix Spike Recoveries....2-4
2.3.4 Compound Quantitation and Reporting Limits....2-4
2.4 Field Duplicate Field Duplicate Comparisons....2-4

List of Tables

Table 1-1 Field Sample and Laboratory ID Numbers....1-2
Table 1-2 Data Qualifier References....1-10
Table 1-3 Data Review Qualifier Codes....1-11
Table 2-1 Field Duplicates....2-4

Table 2-2 Field Duplicates Comparison.....2-5

List of Appendices

Appendix A Level 4 Data Calculations
Appendix B Communications
Appendix C Qualified Data Table

Acronyms and Abbreviations

Following is a list of acronyms and abbreviations that may be used in data validation reports.

%D	percent difference	DFTPP	decafluorotriphenylphosphine
%R	percent recovery	DOD	Department Of Defense
µg/L	microgram per liter	DQAR	data quality assessment report
mg/L	milligram per liter	DUP	laboratory duplicate
pg/L	picogram per liter	DVP	data validation procedure
µg/kg	microgram per kilogram	EDB	ethylene dibromide
mg/kg	Milligram per kilogram	EDL	estimated detection limit
ng/kg	nanogram per kilogram	EICP	extracted ion current profile
pg/g	picogram per gram	EPA	Environmental Protection Agency, United States
AA	atomic absorption	EB	equipment blank
ARRF	average relative response factor	FB	field blank
BFB	bromofluorobenzene	GC	gas chromatography
BNA	base/neutral/acid compounds	GC/ECD	gas chromatography/electron capture detector
CCB	continuing calibration blank	GC/ELCD	gas chromatography/electrolytic conductivity detector (Hall detector)
CCC	calibration check compound	GC/FPD	gas chromatography/flame photometric detector
CCV	continuing calibration verification	GC/MS	gas chromatography/mass spectrometry
CF	calibration factor	GC/PID	gas chromatography/photoionization detector
CLP	Contract Laboratory Program	GFAA	graphite furnace atomic absorption
COC	chain of custody record	GPC	gel permeation chromatography
COD	chemical oxygen demand	Hg	mercury
CTO	contract task order	HPLC	high-performance liquid chromatography

CVAA	cold vapor atomic absorption	HRGC/HRMS	high resolution gas chromatography/high resolution mass spectrometry
DBCP	Dibromochloropropane	RF r2	response factor coefficient of determination
DCB	decachlorobiphenyl	RICRF	reconstructed ion chromatogram response factor
4,4'-DDD	4,4'-dichlorodiphenyldichloroethane	RLRIC	reporting limit reconstructed ion chromatogram
4,4'-DDE	4,4'-dichlorodiphenyldichloroethylene	RPDRL	relative percent difference reporting limit
4,4'-DDT	4,4'-dichlorodiphenyltrichloroethane	RRFRPD	relative response factor relative percent difference
ICV	initial calibration verification	RRT RRF	relative retention time relative response factor
IDL	instrument detection limit	RSDRRT	relative standard deviation relative retention time
IR	infrared spectroscopy	RTRSD	retention time relative standard deviation
IRP	installation restoration program	RT	retention time
IS	internal standards	HT	holding time
LCS	laboratory control sample	ICB	initial calibration blank
MBAS	methyl blue active substance	ICP	inductively coupled plasma
MDL	method detection limit	ICS	interference check sample
MS	matrix spike	SDG	sample delivery group
MSA	method of standard addition	SICP	selected ion current profiles
MSD	matrix spike duplicate	s/n	signal to noise ratio
m/z	mass to charge ratio	SOP	standard operating procedure
NFESC	Naval Facilities Engineering Services Center	SOW	statement of work
OP	organophosphorus	SPCC	system performance check compound

PAH	polynuclear aromatic hydrocarbon	SRM	standard reference material
PARCC	precision, accuracy, representativeness, comparability, completeness	SVOC	semivolatile organic compound
PCB	polychlorinated biphenyl	TB	trip blank
PCDD	polychlorinated dibenzodioxin	TCDD	tetrachlorodibenzodioxin
PCDF	polychlorinated dibenzofuran	TCX	tetrachloro-m-xylene
PE	performance evaluation	TDS	total dissolved solids
PEM	performance evaluation mixture	TIC	tentatively identified compound
PFK	perfluorokerosene	TOC	total organic carbon
PQO	project quality objective	TOX	total organic halides
QAPFK	quality assurance perfluorokerosene	TPHE	total petroleum hydrocarbons as extractables
QACQA	quality assurance coordinator quality assurance	UV/VIS	ultraviolet/visible
QAPPQAC	quality assurance project plan quality assurance coordinator	VOA	volatile organic analysis
QCQAPP	quality control quality assurance project plan	VOC	volatile organic compound
QSM QC	quality system manual quality control	VTSR	validated time of sample receipt
rQSM	correlation coefficient quality system manual	WDM	window defining mixture
r2r	coefficient of determination correlation coefficient	DDMU	Benzene, 1,1'-(chloroethenylidene)bis[4-chloro-
DDNU	1,1-Bis(4-chlorophenyl)ethene		

1.0 INTRODUCTION

This data validation report (DVR) contains the results of the data validation conducted for samples collected and analyzed as part of the Remedial Action – Monitored Natural Recovery Component, Palos Verdes Shelf located in Los Angeles County, California. The investigation was conducted according to contract number 68HE0318D0004, Task Order Number 68HE0921F0026. This DVR was subcontracted to E-Lab Consultants (purchase order number; 148044996) from CH2M Hill, Inc. to serve third party data assessment purposes and evaluates the laboratory data contained in the Sample Delivery Group (SDG) listed in **Table 1-1**.

These samples were analyzed in accordance with the approved United States Environmental Protection Agency Solid Waste 846 Compendium sample specific methods or approved laboratory standard operating procedures. **Table 1-1** provides a list of the samples collected, a laboratory sample number cross-reference, sample matrix, date collected, sample purpose, and analytical methods performed for each sample pertaining to this DVR. This DVR is conducted per the analysis requested on the COC in accordance with the Final Quality Assurance Project Plan for Sediment Sampling Program 2022 (QAPP).

The data were evaluated against the quantitative acceptance limits given in the QAPP for the data quality parameters required by the QAPP. **Appendix A** contains full data validation calculations, **Appendix B** contains e-mail communication between Jacobs/Elab/Laboratory, and **Appendix C** contains the qualified data table.

In accordance with QAPP, a review of the data was conducted independent of the laboratory. This review consisted of an evaluation of laboratory performance criteria from the case narrative and an evaluation of the sample-specific criteria included in the laboratory data packages in accordance with the method specific guidance documents.

The validation consists of an evaluation of the chain of custody and associated laboratory sample receipt forms, proper sample preservations, holding times, initial calibration and continuing calibration procedures and results, laboratory control sample (LCS) (and duplicate [LCSD] if reported) accuracy and precision, matrix spike (MS) and matrix spike duplicate (MSD) sample analyses, method blanks, field blanks, and field duplicate precision.

Additional (as applicable) review included;

- Organic Analysis; internal standards, surrogate recoveries, instrument tuning, initial calibration, second source calibration verification, continuing calibration verification, internal standards, degradation summaries, retention times, second column or second detector confirmations

- Inorganic Analysis; Laboratory duplicate precision, instrument tuning, initial calibration, Low-Level Calibration Check Standard, initial and continuing calibration verification, initial and continuing calibration blanks, interference check sample, internal standards, serial dilution results, post digestion spike recoveries, interelement correction factors

The results of the independent data review are presented in **Section 2.0**.

Table 1-1 Field Sample and Laboratory ID Numbers

Field I.D.	Lab I.D.	Matrix	Date Collected	Purpose	Analytical Methods
BA10B-SD0002-2211-11072022	570-116499-1	SE	2022/11/07 07:30:00	N	A,B,C
BA10B-SD0204-2211-11072022	570-116499-2	SE	2022/11/07 07:31:00	N	A,B,C
BA10B-SD0406-2211-11072022	570-116499-3	SE	2022/11/07 07:32:00	N	A,B,C
BA10B-SD0608-2211-11072022	570-116499-4	SE	2022/11/07 07:33:00	N	A,B,C
BA10B-SD0812-2211-11072022	570-116499-5	SE	2022/11/07 07:34:00	N	A,B,C
BA10B-SD1216-2211-11072022	570-116499-6	SE	2022/11/07 07:35:00	N	A,B,C
BA10B-SD1620-2211-11072022	570-116499-7	SE	2022/11/07 07:36:00	N	A,B,C
BA10B-SD2024-2211-11072022	570-116499-8	SE	2022/11/07 07:39:00	N	A,B,C
BA10C-SD0002-2211-11072022	570-116499-9	SE	2022/11/07 07:53:00	N	A,B,C
BA10C-SD0204-2211-11072022	570-116499-10	SE	2022/11/07 07:54:00	N	A,B,C
BA10C-SD0406-2211-11072022	570-116499-11	SE	2022/11/07 07:55:00	N	A,B,C
BA10C-SD0608-2211-11072022	570-116499-12	SE	2022/11/07 07:56:00	N	A,B,C
BA10C-SD0812-2211-11072022	570-116499-13	SE	2022/11/07 07:57:00	N	A,B,C
BA10C-SD1216-2211-11072022	570-116499-14	SE	2022/11/07 07:58:00	N	A,B,C
BA10C-SD1620-2211-11072022	570-116499-15	SE	2022/11/07 08:00:00	N	A,B,C
BA10DC-SD0002-2211-11072022	570-116499-16	SE	2022/11/07 08:13:00	N	A,B,C
BA10DC-SD0204-2211-11072022	570-116499-17	SE	2022/11/07 08:21:00	N	A,B,C

Field I.D.	Lab I.D.	Matrix	Date Collected	Purpose	Analytical Methods
BA10DC-SD0406-2211-11072022	570-116499-18	SE	2022/11/07 08:22:00	N	A,B,C
BA10DC-SD0608-2211-11072022	570-116499-19	SE	2022/11/07 08:23:00	N	A,B,C
BA10DC-SD0812-2211-11072022	570-116499-20	SE	2022/11/07 08:24:00	N	A,B,C
BA10DC-SD1216-2211-11072022	570-116499-21	SE	2022/11/07 08:25:00	N	A,B,C
BA10DC-SD1620-2211-11072022	570-116499-22	SE	2022/11/07 08:27:00	N	A,B,C
BA10DC-SD2024-2211-11072022	570-116499-23	SE	2022/11/07 08:29:00	N	A,B,C
BA10DC-SD2428-2211-11072022	570-116499-24	SE	2022/11/07 08:30:00	N	A,B,C
BA10DC-SD2832-2211-11072022	570-116499-25	SE	2022/11/07 08:32:00	N	A,B,C
OA01-SD0002-2211-11072022	570-116499-26	SE	2022/11/07 08:48:00	N	A,B,C
OA01-SD0204-2211-11072022	570-116499-27	SE	2022/11/07 08:49:00	N	A,B,C
OA01-SD0406-2211-11072022	570-116499-28	SE	2022/11/07 08:50:00	N	A,B,C
OA01-SD0608-2211-11072022	570-116499-29	SE	2022/11/07 08:51:00	N	A,B,C
OA01-SD0812-2211-11072022	570-116499-30	SE	2022/11/07 08:52:00	N	A,B,C
OA01-SD1216-2211-11072022	570-116499-31	SE	2022/11/07 08:53:00	N	A,B,C
OA01-SD1620-2211-11072022	570-116499-32	SE	2022/11/07 08:55:00	N	A,B,C
OA01-SD2024-2211-11072022	570-116499-33	SE	2022/11/07 08:57:00	N	A,B,C
OA01-SD2428-2211-11072022	570-116499-34	SE	2022/11/07 08:58:00	N	A,B,C
OA01-SD2832-2211-11072022	570-116499-35	SE	2022/11/07 09:00:00	N	A,B,C
OA01-SD3236-2211-11072022	570-116499-36	SE	2022/11/07 09:02:00	N	A,B,C
OA01-SD3640-2211-11072022	570-116499-37	SE	2022/11/07 09:04:00	N	A,B,C
OA01-SD4044-2211-11072022	570-116499-38	SE	2022/11/07 09:05:00	N	A,B,C
OA01-SD4448-2211-11072022	570-116499-39	SE	2022/11/07 09:07:00	N	A,B,C

Field I.D.	Lab I.D.	Matrix	Date Collected	Purpose	Analytical Methods
OA02-SD0002-2211-11072022	570-116499-40	SE	2022/11/07 09:22:00	N	A,B,C
OA02-SD0204-2211-11072022	570-116499-41	SE	2022/11/07 09:23:00	N	A,B,C
OA02-SD0406-2211-11072022	570-116499-42	SE	2022/11/07 09:24:00	N	A,B,C
OA02-SD0608-2211-11072022	570-116499-43	SE	2022/11/07 09:25:00	N	A,B,C
OA02-SD0812-2211-11072022	570-116499-44	SE	2022/11/07 09:26:00	N	A,B,C
OA02-SD1216-2211-11072022	570-116499-45	SE	2022/11/07 09:28:00	N	A,B,C
OA02-SD1620-2211-11072022	570-116499-46	SE	2022/11/07 09:30:00	N	A,B,C
OA02-SD2024-2211-11072022	570-116499-47	SE	2022/11/07 09:32:00	N	A,B,C
OA02-SD2428-2211-11072022	570-116499-48	SE	2022/11/07 09:34:00	N	A,B,C
OA02-SD2832-2211-11072022	570-116499-49	SE	2022/11/07 09:36:00	N	A,B,C
OA02-SD3236-2211-11072022	570-116499-50	SE	2022/11/07 09:38:00	N	A,B,C
OA02-SD3640-2211-11072022	570-116499-51	SE	2022/11/07 09:40:00	N	A,B,C
OA02-SD4044-2211-11072022	570-116499-52	SE	2022/11/07 09:42:00	N	A,B,C
OA02-SD4448-2211-11072022	570-116499-53	SE	2022/11/07 09:44:00	N	A,B,C
OA02-SD4852-2211-11072022	570-116499-54	SE	2022/11/07 09:46:00	N	A,B,C
OA02-SD5256-2211-11072022	570-116499-55	SE	2022/11/07 09:48:00	N	A,B,C
OA02-SD5660-2211-11072022	570-116499-56	SE	2022/11/07 09:50:00	N	A,B,C
OA02-SD6064-2211-11072022	570-116499-57	SE	2022/11/07 09:52:00	N	A,B,C
OA02-SD6468-2211-11072022	570-116499-58	SE	2022/11/07 09:55:00	N	A,B,C
OA03-SD0002-2211-11072022	570-116499-59	SE	2022/11/07 10:06:00	N	A,B,C
OA03-SD0204-2211-11072022	570-116499-60	SE	2022/11/07 10:07:00	N	A,B,C
OA03-SD0406-2211-11072022	570-116499-61	SE	2022/11/07 10:08:00	N	A,B,C

Field I.D.	Lab I.D.	Matrix	Date Collected	Purpose	Analytical Methods
OA03-SD0608-2211-11072022	570-116499-62	SE	2022/11/07 10:09:00	N	A,B,C
OA03-SD0812-2211-11072022	570-116499-63	SE	2022/11/07 10:10:00	N	A,B,C
OA03-SD1216-2211-11072022	570-116499-64	SE	2022/11/07 10:12:00	N	A,B,C
OA03-SD1620-2211-11072022	570-116499-65	SE	2022/11/07 10:15:00	N	A,B,C
OA03-SD2024-2211-11072022	570-116499-66	SE	2022/11/07 10:17:00	N	A,B,C
OA03-SD2428-2211-11072022	570-116499-67	SE	2022/11/07 10:18:00	N	A,B,C
OA03-SD2832-2211-11072022	570-116499-68	SE	2022/11/07 10:19:00	N	A,B,C
OA03-SD3236-2211-11072022	570-116499-69	SE	2022/11/07 10:22:00	N	A,B,C
OA03-SD3640-2211-11072022	570-116499-70	SE	2022/11/07 10:23:00	N	A,B,C
OA03-SD4044-2211-11072022	570-116499-71	SE	2022/11/07 10:25:00	N	A,B,C
OA03-SD4448-2211-11072022	570-116499-72	SE	2022/11/07 10:27:00	N	A,B,C
OA03-SD4852-2211-11072022	570-116499-73	SE	2022/11/07 10:30:00	N	A,B,C
OA04-SD0002-2211-11072022	570-116499-74	SE	2022/11/07 11:33:00	N	A,B,C
OA04-SD0204-2211-11072022	570-116499-75	SE	2022/11/07 11:34:00	N	A,B,C
OA04-SD0406-2211-11072022	570-116499-76	SE	2022/11/07 11:35:00	N	A,B,C
OA04-SD0608-2211-11072022	570-116499-77	SE	2022/11/07 11:36:00	N	A,B,C
OA04-SD0812-2211-11072022	570-116499-78	SE	2022/11/07 11:37:00	N	A,B,C
OA04-SD1216-2211-11072022	570-116499-79	SE	2022/11/07 11:38:00	N	A,B,C
OA04-SD1620-2211-11072022	570-116499-80	SE	2022/11/07 11:41:00	N	A,B,C
OA04-SD2024-2211-11072022	570-116499-81	SE	2022/11/07 11:43:00	N	A,B,C
OA04-SD2428-2211-11072022	570-116499-82	SE	2022/11/07 11:44:00	N	A,B,C
OA04-SD2832-2211-11072022	570-116499-83	SE	2022/11/07 11:46:00	N	A,B,C

Field I.D.	Lab I.D.	Matrix	Date Collected	Purpose	Analytical Methods
OA04-SD3236-2211-11072022	570-116499-84	SE	2022/11/07 11:47:00	N	A,B,C
OA04-SD3640-2211-11072022	570-116499-85	SE	2022/11/07 11:49:00	N	A,B,C
OA04-SD4044-2211-11072022	570-116499-86	SE	2022/11/07 11:51:00	N	A,B,C
OA04-SD4448-2211-11072022	570-116499-87	SE	2022/11/07 11:54:00	N	A,B,C
OA05-SD0002-2211-11072022	570-116499-88	SE	2022/11/07 12:10:00	N	A,B,C
OA05-SD0002-2211FD-11072022	570-116499-108	SE	2022/11/07 14:18:00	FD	A,B,C
OA05-SD0204-2211-11072022	570-116499-89	SE	2022/11/07 12:11:00	N	A,B,C
OA05-SD0204-2211FD-11072022	570-116499-109	SE	2022/11/07 14:19:00	FD	A,B,C
OA05-SD0406-2211-11072022	570-116499-90	SE	2022/11/07 12:12:00	N	A,B,C
OA05-SD0406-2211FD-11072022	570-116499-110	SE	2022/11/07 14:20:00	FD	A,B,C
OA05-SD0608-2211-11072022	570-116499-91	SE	2022/11/07 12:13:00	N	A,B,C
OA05-SD0608-2211FD-11072022	570-116499-111	SE	2022/11/07 14:22:00	FD	A,B,C
OA05-SD0812-2211-11072022	570-116499-92	SE	2022/11/07 12:14:00	N	A,B,C
OA05-SD0812-2211FD-11072022	570-116499-112	SE	2022/11/07 14:23:00	FD	A,B,C
OA05-SD1216-2211-11072022	570-116499-93	SE	2022/11/07 12:15:00	N	A,B,C
OA05-SD1216-2211FD-11072022	570-116499-113	SE	2022/11/07 14:24:00	FD	A,B,C
OA05-SD1620-2211-11072022	570-116499-94	SE	2022/11/07 12:17:00	N	A,B,C
OA05-SD1620-2211FD-11072022	570-116499-114	SE	2022/11/07 14:25:00	FD	A,B,C

Field I.D.	Lab I.D.	Matrix	Date Collected	Purpose	Analytical Methods
OA05-SD2024-2211-11072022	570-116499-95	SE	2022/11/07 12:20:00	N	A,B,C
OA05-SD2024-2211FD-11072022	570-116499-115	SE	2022/11/07 14:28:00	FD	A,B,C
OA05-SD2428-2211-11072022	570-116499-96	SE	2022/11/07 12:21:00	N	A,B,C
OA05-SD2428-2211FD-11072022	570-116499-116	SE	2022/11/07 14:30:00	FD	A,B,C
OA05-SD2832-2211-11072022	570-116499-97	SE	2022/11/07 12:22:00	N	A,B,C
OA05-SD2832-2211FD-11072022	570-116499-117	SE	2022/11/07 14:31:00	FD	A,B,C
OA05-SD3236-2211-11072022	570-116499-98	SE	2022/11/07 12:25:00	N	A,B,C
OA05-SD3236-2211FD-11072022	570-116499-118	SE	2022/11/07 14:32:00	FD	A,B,C
OA05-SD3640-2211-11072022	570-116499-99	SE	2022/11/07 12:27:00	N	A,B,C
OA05-SD3640-2211FD-11072022	570-116499-119	SE	2022/11/07 14:34:00	FD	A,B,C
OA05-SD4044-2211-11072022	570-116499-100	SE	2022/11/07 12:29:00	N	A,B,C
OA05-SD4044-2211FD-11072022	570-116499-120	SE	2022/11/07 14:36:00	FD	A,B,C
OA05-SD4448-2211-11072022	570-116499-101	SE	2022/11/07 12:33:00	N	A,B,C
OA05-SD4448-2211FD-11072022	570-116499-121	SE	2022/11/07 14:38:00	FD	A,B,C
OA05-SD4852-2211-11072022	570-116499-102	SE	2022/11/07 12:34:00	N	A,B,C
OA05-SD4852-2211FD-11072022	570-116499-122	SE	2022/11/07 14:41:00	FD	A,B,C

Field I.D.	Lab I.D.	Matrix	Date Collected	Purpose	Analytical Methods
OA05-SD5256-2211-11072022	570-116499-103	SE	2022/11/07 12:35:00	N	A,B,C
OA05-SD5256-2211FD-11072022	570-116499-123	SE	2022/11/07 14:43:00	FD	A,B,C
OA05-SD5660-2211-11072022	570-116499-104	SE	2022/11/07 12:37:00	N	A,B,C
OA05-SD5660-2211FD-11072022	570-116499-124	SE	2022/11/07 14:44:00	FD	A,B,C
OA05-SD6064-2211-11072022	570-116499-105	SE	2022/11/07 12:38:00	N	A,B,C
OA05-SD6064-2211FD-11072022	570-116499-125	SE	2022/11/07 14:46:00	FD	A,B,C
OA05-SD6468-2211-11072022	570-116499-106	SE	2022/11/07 12:40:00	N	A,B,C
OA05-SD6468-2211FD-11072022	570-116499-126	SE	2022/11/07 14:47:00	FD	A,B,C
OA05-SD6872-2211-11072022	570-116499-107	SE	2022/11/07 12:43:00	N	A,B,C
OA05-SD6872-2211FD-11072022	570-116499-127	SE	2022/11/07 14:50:00	FD	A,B,C
OA05-SD7276-2211FD-11072022	570-116499-128	SE	2022/11/07 14:52:00	No parent sample	A,B,C
OA06-SD0002-2211-11072022	570-116499-129	SE	2022/11/07 15:08:00	N	A,B,C
OA06-SD0204-2211-11072022	570-116499-130	SE	2022/11/07 15:09:00	N	A,B,C
OA06-SD0406-2211-11072022	570-116499-131	SE	2022/11/07 15:10:00	N	A,B,C
OA06-SD0608-2211-11072022	570-116499-132	SE	2022/11/07 15:11:00	N	A,B,C

Field I.D.	Lab I.D.	Matrix	Date Collected	Purpose	Analytical Methods
OA06-SD0812-2211-11072022	570-116499-133	SE	2022/11/07 15:12:00	N	A,B,C
OA06-SD1216-2211-11072022	570-116499-134	SE	2022/11/07 15:13:00	N	A,B,C
OA06-SD1620-2211-11072022	570-116499-135	SE	2022/11/07 15:15:00	N	A,B,C
OA06-SD2024-2211-11072022	570-116499-136	SE	2022/11/07 15:16:00	N	A,B,C
OA06-SD2428-2211-11072022	570-116499-137	SE	2022/11/07 15:17:00	N	A,B,C
OA06-SD2832-2211-11072022	570-116499-138	SE	2022/11/07 15:19:00	N	A,B,C
OA06-SD3236-2211-11072022	570-116499-139	SE	2022/11/07 15:21:00	N	A,B,C
OA06-SD3640-2211-11072022	570-116499-140	SE	2022/11/07 15:22:00	N	A,B,C
OA06-SD4044-2211-11072022	570-116499-141	SE	2022/11/07 15:24:00	N	A,B,C
OA06-SD4448-2211-11072022	570-116499-142	SE	2022/11/07 15:26:00	N	A,B,C
OA06-SD4852-2211-11072022	570-116499-143	SE	2022/11/07 15:28:00	N	A,B,C
OA06-SD5256-2211-11072022	570-116499-144	SE	2022/11/07 15:29:00	N	A,B,C
OA06-SD5660-2211-11072022	570-116499-145	SE	2022/11/07 15:30:00	N	A,B,C
OA06-SD6064-2211-11072022	570-116499-146	SE	2022/11/07 15:31:00	N	A,B,C
OA06-SD6468-2211-11072022	570-116499-147	SE	2022/11/07 15:32:00	N	A,B,C

SE-Sediment
FD-Field Duplicate (parent samples are identified by the sample ID prefix.
N-Normal Environmental Sample
N*-No parent sample was submitted for analysis.
Analytical Methods: A-SW846 8270C SIM CON - PCB Congeners (GC/MS)

B-SW846 8270C SIM - Organochlorine Pesticides (GC/MS SIM)

C-SW846 9060A-Total Organic Carbon

Following the specifications in the QAPP related to the data validation process, the data were annotated with data validation qualifiers and codes as described in **Table 1-2 and Table 1-3.**

Table 1-2
Data Qualifier References

Qualifier	Organics	Inorganics
U	The analyte was analyzed for but was not detected above the method detection limit.	The analyte was analyzed for but was not detected above the method detection limit.
J	The analyte was positively identified; the associated numerical value is the approximate concentration of the analyte in the sample.	The result is an estimated quantity. The associated numerical value is the approximate concentration of the analyte in the sample.
N	The analysis indicates the presence of an analyte for which there is presumptive evidence to make a "tentative identification."	Not applicable.
NJ	The analysis indicates the presence of an analyte that has been "tentatively identified" and the associated numerical value represents its approximate concentration.	Not applicable.
UJ	The analyte was not detected above the method detection limit. However, the associated value is approximate and may or may not represent the actual limit of quantitation necessary to accurately and precisely measure the analyte in the sample.	The analyte was analyzed for but was not detected. The associated value is an estimate and may be inaccurate or imprecise.
R	The sample results are rejected due to serious deficiencies in the ability to analyze the sample and to meet quality control criteria. The presence	The data are unusable. The sample results are rejected due to serious deficiencies in meeting the Quality

Qualifier	Organics	Inorganics
	or absence of the analyte cannot be verified.	Control (QC) criteria. The analyte may or may not be present in the sample.

Table 1-3
Data Review Qualifier Codes

Qualifier	Organics	Inorganics
H	Holding times were exceeded.	Holding times were exceeded.
S	Surrogate recovery was outside QC limits.	The sequence or number of standards used for the calibration was incorrect.
C	Calibration %RSD, r, r2 or %D were noncompliant	Correlation coefficient is <0.995.
R	Calibration RRF was <0.05.	%R for calibration is not within control limits
B	Presumed contamination from preparation (method blank)	Presumed contamination from preparation (method) blank or calibration blank
L	Laboratory Control Sample/Laboratory Control Sample Duplicate %R or RPD was not within control limits	Laboratory Control Sample/Laboratory Control Sample Duplicate %R or RPD was not within control limits
Q	MS/MSD recovery was poor	MS/MSD recovery was poor.
E	MS/MSD or Duplicate RPD was high.	MS/MSD or Duplicate RPD or difference was high.
I	Internal standard performance was unsatisfactory	ICP ICS results were unsatisfactory.
A	Not applicable.	ICP Serial Dilution %D were not within control limits
M	Instrument Performance Check (BFB or DFTPP) was noncompliant	Not applicable.
T	Presumed contamination from trip blank.	Not applicable.
F	Presumed contamination from FB or ER.	Presumed contamination from FB or ER.
D	The analysis with this flag should not be used because another more technically sound analysis is available.	The analysis with this flag should not be used because another more technically sound analysis is available.
P	Instrument performance for pesticides was poor	Post Digestion Spike recovery was not within control limits

Qualifier	Organics	Inorganics
*#	Unusual problems found with the data that have been described in Section 2, "Data Validation Findings." The number following the asterisk (*) will indicate the section in the validation report where a description of the problem can be found.	Unusual problems found with the data that have been described in Section 2, "Data Validation Findings." The number following the asterisk (*) will indicate the section in the validation report where a description of the problem can be found.

2.0 DATA VALIDATION RESULTS

2.1 PCBs by SW846-8270C-SIM

2.1.1 Sample Preservation, Handling, and Transport

All samples arrived at the laboratory intact, on time, and within preservation requirements. All QC requirements were met as required by the QAPP.

2.1.2 Chain of Custody and Holding Times

A cross reference of the COC and analytical report has concluded all extractions and analysis were performed within the required holding times.

2.1.3 Instrument Performance Checks

Data were verified that the mass spectral abundance and assignment are correct and within the method requirements. All samples were analyzed with an acceptable DFTPP performance check and within the 12-hour window requirement.

2.1.4 Initial Calibrations

All initial calibration average %RSD were within the method requirements.

2.1.5 Initial Calibration Verifications

The initial calibration curve was verified with a second source standard mix that contained all target compounds. All recoveries were acceptable.

2.1.6 Continuing Calibrations

Continuing calibration percent differences were within the requirements as stipulated. Continuing Calibrations were performed with acceptable results on a 12-hour basis. Full data validation verified the raw data compared to the Form VII values. No discrepancies were revealed.

2.1.7 Laboratory Blanks

Each analytical batch was represented with a MB. None of the data is qualified based on associated blank contaminations.

2.1.8 Laboratory Control Sample Recovery (Blank Spikes)

All LCS recoveries were within QC limits with the following exception(s).

- LCSD 570-283655/3-A reports RPD for PCB132/153 exceedance 43% to 38% acceptance limit and PCB 209 32% verses 29% limit. The associated samples are qualified J/UJ-L

2.1.9 Surrogate Recoveries

All surrogate recoveries were within QC limits or were diluted out with the following exception(s).

- Sample OA05-SD3640-2211 (570-116499-99) reports high TPH-d14. Detects are qualified J-S.

2.1.10 Matrix Spike/Matrix Spike Duplicate Recoveries

Matrix spike samples were not designated for this SDG.

2.1.11 Target Compound Identification

Target Compounds were reviewed for their pattern responses and retention times.

2.1.12 Compound Quantitation and Reporting Limits

Reporting limits were verified to be equal to the Level of Detection (LOD). The LODs have been verified to meet or exceed the project required performance standards. Sample dilutions, cleanup concentrations, and moisture correction and reanalysis have been applied to all reportable results. Ten percent of the reported data was validated for quantification and qualifications. None of the data was miscalculated or patterns misidentified.

2.2 Pesticides by SW846-8270C-SIM

2.2.1 Sample Preservation, Handling, and Transport

All samples arrived at the laboratory intact, on time, and within preservation requirements. All QC requirements were met as required by the QAPP.

2.2.2 Chain of Custody and Holding Times

A cross reference of the COC and analytical report has concluded all extractions and analysis were performed within the required holding times.

2.2.3 Instrument Performance Checks

Data were verified that the mass spectral abundance and assignment are correct and within the method requirements. All samples were analyzed with an acceptable DFTPP performance check and within the 12-hour window requirement.

2.2.4 Initial Calibrations

All initial calibration average %RSD were within the method requirements.

2.2.5 Initial Calibration Verifications

The initial calibration curve was verified with a second source standard mix that contained all target compounds. All recoveries were acceptable.

2.2.6 Continuing Calibrations

Continuing Calibrations were performed with acceptable results on a 12-hour basis. Full data validation verified the raw data compared to the Form VII values. No discrepancies were revealed. Continuing calibration percent differences were within the requirements as stipulated.

2.2.7 Laboratory Blanks

Each analytical batch was represented with a MB. None of the data is qualified based on associated blank contaminations.

2.2.8 Laboratory Control Sample Recovery (Blank Spikes)

All LCS recoveries were within QC limits.

2.2.9 Surrogate Recoveries

All surrogate recoveries were within QC limits with the following exception(s).

2.2.10 Matrix Spike/Matrix Spike Duplicate Recoveries

Matrix spike samples were not designated for this SDG.

2.2.11 Target Compound Identification

Target Compounds were reviewed for their pattern responses and retention times.

2.2.12 Compound Quantitation and Reporting Limits

Reporting limits were verified to be equal to the Level of Detection (LOD). The LODs have been verified to meet or exceed the project required performance standards. Sample dilutions, cleanup concentrations, and moisture correction and reanalysis have been applied to all reportable results. Ten percent of the reported data was validated for quantification and qualifications. None of the data was miscalculated or patterns misidentified.

2.3 Total Organic Carbon by SW846-9060A

2.3.1 Blanks

The MB's report the following detections.

#sys_sample_code	chemical_name	result_value
MB 580-415365/5	Total Organic Carbon - Duplicates	262.4

All associated samples report TOC detected >5X the blank concentrations. None of the data is qualified.

2.3.2 Laboratory Control Sample Recovery (Blank Spikes)

All LCS/D recoveries are within the laboratory established control limits.

2.3.3 Matrix Spike Recoveries

All TOC recoveries were within QC limits.

2.3.4 Compound Quantitation and Reporting Limits

Reporting limits were verified to be equal to the LOD. Sample dilutions, cleanup concentrations, and moisture correction have been applied to all reportable results.

2.4 Field Duplicate Field Duplicate Comparisons

The following field duplicate samples were collected.

Table 2-1
Field Duplicates

#sys_sample_code	lab_sample_id	Collected
OA05-SD0002-2211-11072022	570-116499-88	2022/11/07 12:10:00
OA05-SD0204-2211-11072022	570-116499-89	2022/11/07 12:11:00
OA05-SD0406-2211-11072022	570-116499-90	2022/11/07 12:12:00
OA05-SD0608-2211-11072022	570-116499-91	2022/11/07 12:13:00
OA05-SD0812-2211-11072022	570-116499-92	2022/11/07 12:14:00
OA05-SD1216-2211-11072022	570-116499-93	2022/11/07 12:15:00
OA05-SD1620-2211-11072022	570-116499-94	2022/11/07 12:17:00
OA05-SD2024-2211-11072022	570-116499-95	2022/11/07 12:20:00
OA05-SD2428-2211-11072022	570-116499-96	2022/11/07 12:21:00
OA05-SD2832-2211-11072022	570-116499-97	2022/11/07 12:22:00
OA05-SD3236-2211-11072022	570-116499-98	2022/11/07 12:25:00
OA05-SD3640-2211-11072022	570-116499-99	2022/11/07 12:27:00
OA05-SD4044-2211-11072022	570-116499-100	2022/11/07 12:29:00
OA05-SD4448-2211-11072022	570-116499-101	2022/11/07 12:33:00
OA05-SD4852-2211-11072022	570-116499-102	2022/11/07 12:34:00
OA05-SD5256-2211-11072022	570-116499-103	2022/11/07 12:35:00
OA05-SD5660-2211-11072022	570-116499-104	2022/11/07 12:37:00
OA05-SD6064-2211-11072022	570-116499-105	2022/11/07 12:38:00
OA05-SD6468-2211-11072022	570-116499-106	2022/11/07 12:40:00
OA05-SD6872-2211-11072022	570-116499-107	2022/11/07 12:43:00
OA05-SD0002-2211FD-11072022	570-116499-108	2022/11/07 14:18:00
OA05-SD0204-2211FD-11072022	570-116499-109	2022/11/07 14:19:00
OA05-SD0406-2211FD-11072022	570-116499-110	2022/11/07 14:20:00
OA05-SD0608-2211FD-11072022	570-116499-111	2022/11/07 14:22:00
OA05-SD0812-2211FD-11072022	570-116499-112	2022/11/07 14:23:00
OA05-SD1216-2211FD-11072022	570-116499-113	2022/11/07 14:24:00
OA05-SD1620-2211FD-11072022	570-116499-114	2022/11/07 14:25:00
OA05-SD2024-2211FD-11072022	570-116499-115	2022/11/07 14:28:00
OA05-SD2428-2211FD-11072022	570-116499-116	2022/11/07 14:30:00
OA05-SD2832-2211FD-11072022	570-116499-117	2022/11/07 14:31:00
OA05-SD3236-2211FD-11072022	570-116499-118	2022/11/07 14:32:00

#sys_sample_code	lab_sample_id	Collected
OA05-SD3640-2211FD-11072022	570-116499-119	2022/11/07 14:34:00
OA05-SD4044-2211FD-11072022	570-116499-120	2022/11/07 14:36:00
OA05-SD4448-2211FD-11072022	570-116499-121	2022/11/07 14:38:00
OA05-SD4852-2211FD-11072022	570-116499-122	2022/11/07 14:41:00
OA05-SD5256-2211FD-11072022	570-116499-123	2022/11/07 14:43:00
OA05-SD5660-2211FD-11072022	570-116499-124	2022/11/07 14:44:00
OA05-SD6064-2211FD-11072022	570-116499-125	2022/11/07 14:46:00
OA05-SD6468-2211FD-11072022	570-116499-126	2022/11/07 14:47:00
OA05-SD6872-2211FD-11072022	570-116499-127	2022/11/07 14:50:00

Table 2-2
Field Duplicates Comparison

Field ID	Lab ID	Analyte	Result	RPD
OA05-SD0002-2211-11072022	570-116499-88	2,4'-DDD	<dl	
OA05-SD0002-2211FD-11072022	570-116499-108	2,4'-DDD	40	200
OA05-SD0608-2211-11072022	570-116499-91	2,4'-DDD	94	
OA05-SD0608-2211FD-11072022	570-116499-111	2,4'-DDD	40	-20
OA05-SD0812-2211-11072022	570-116499-92	2,4'-DDD	66	
OA05-SD0812-2211FD-11072022	570-116499-112	2,4'-DDD	55	-5
OA05-SD1216-2211-11072022	570-116499-93	2,4'-DDD	86	
OA05-SD1216-2211FD-11072022	570-116499-113	2,4'-DDD	70	-5
OA05-SD1620-2211-11072022	570-116499-94	2,4'-DDD	78	
OA05-SD1620-2211FD-11072022	570-116499-114	2,4'-DDD	73	-2
OA05-SD2024-2211-11072022	570-116499-95	2,4'-DDD	<DL	
OA05-SD2024-2211FD-11072022	570-116499-115	2,4'-DDD	98	200
OA05-SD2428-2211-11072022	570-116499-96	2,4'-DDD	200	
OA05-SD2428-2211FD-11072022	570-116499-116	2,4'-DDD	270	7
OA05-SD2832-2211-11072022	570-116499-97	2,4'-DDD	300	
OA05-SD2832-2211FD-11072022	570-116499-117	2,4'-DDD	490	12
OA05-SD3236-2211-11072022	570-116499-98	2,4'-DDD	1100	
OA05-SD3236-2211FD-11072022	570-116499-118	2,4'-DDD	850	-6
OA05-SD3640-2211-11072022	570-116499-99	2,4'-DDD	1400	
OA05-SD3640-2211FD-11072022	570-116499-119	2,4'-DDD	1900	8

Field ID	Lab ID	Analyte	Result	RPD
OA05-SD4044-2211-11072022	570-116499-100	2,4'-DDD	1100	
OA05-SD4044-2211FD-11072022	570-116499-120	2,4'-DDD	1100	0
OA05-SD4448-2211-11072022	570-116499-101	2,4'-DDD	1100	
OA05-SD4448-2211FD-11072022	570-116499-121	2,4'-DDD	980	-3
OA05-SD4852-2211-11072022	570-116499-102	2,4'-DDD	1500	
OA05-SD4852-2211FD-11072022	570-116499-122	2,4'-DDD	360	-31
OA05-SD5256-2211-11072022	570-116499-103	2,4'-DDD	250	
OA05-SD5256-2211FD-11072022	570-116499-123	2,4'-DDD	160	-11
OA05-SD5660-2211-11072022	570-116499-104	2,4'-DDD	39	
OA05-SD5660-2211FD-11072022	570-116499-124	2,4'-DDD	<DL	200
OA05-SD6064-2211-11072022	570-116499-105	2,4'-DDD	8.2	
OA05-SD6064-2211FD-11072022	570-116499-125	2,4'-DDD	15	15
OA05-SD6468-2211-11072022	570-116499-106	2,4'-DDD	3.3	
OA05-SD6468-2211FD-11072022	570-116499-126	2,4'-DDD	3.8	4
OA05-SD6872-2211-11072022	570-116499-107	2,4'-DDD	30	
OA05-SD6872-2211FD-11072022	570-116499-127	2,4'-DDD	8.5	-28
OA05-SD0002-2211-11072022	570-116499-88	2,4'-DDE	510	
OA05-SD0002-2211FD-11072022	570-116499-108	2,4'-DDE	460	-3
OA05-SD0204-2211-11072022	570-116499-89	2,4'-DDE	600	
OA05-SD0204-2211FD-11072022	570-116499-109	2,4'-DDE	660	2
OA05-SD0406-2211-11072022	570-116499-90	2,4'-DDE	490	
OA05-SD0406-2211FD-11072022	570-116499-110	2,4'-DDE	540	2
OA05-SD0608-2211-11072022	570-116499-91	2,4'-DDE	930	
OA05-SD0608-2211FD-11072022	570-116499-111	2,4'-DDE	500	-15
OA05-SD0812-2211-11072022	570-116499-92	2,4'-DDE	900	

Field ID	Lab ID	Analyte	Result	RPD
OA05-SD0812-2211FD-11072022	570-116499-112	2,4'-DDE	750	-5
OA05-SD1216-2211-11072022	570-116499-93	2,4'-DDE	1200	
OA05-SD1216-2211FD-11072022	570-116499-113	2,4'-DDE	950	-6
OA05-SD1620-2211-11072022	570-116499-94	2,4'-DDE	1500	
OA05-SD1620-2211FD-11072022	570-116499-114	2,4'-DDE	1400	-2
OA05-SD2024-2211-11072022	570-116499-95	2,4'-DDE	2300	
OA05-SD2024-2211FD-11072022	570-116499-115	2,4'-DDE	2400	1
OA05-SD2428-2211-11072022	570-116499-96	2,4'-DDE	2900	
OA05-SD2428-2211FD-11072022	570-116499-116	2,4'-DDE	5900	17
OA05-SD2832-2211-11072022	570-116499-97	2,4'-DDE	4000	
OA05-SD2832-2211FD-11072022	570-116499-117	2,4'-DDE	9500	20
OA05-SD3236-2211-11072022	570-116499-98	2,4'-DDE	24000	
OA05-SD3236-2211FD-11072022	570-116499-118	2,4'-DDE	18000	-7
OA05-SD3640-2211-11072022	570-116499-99	2,4'-DDE	28000	
OA05-SD3640-2211FD-11072022	570-116499-119	2,4'-DDE	36000	6
OA05-SD4044-2211-11072022	570-116499-100	2,4'-DDE	21000	
OA05-SD4044-2211FD-11072022	570-116499-120	2,4'-DDE	16000	-7
OA05-SD4448-2211-11072022	570-116499-101	2,4'-DDE	14000	
OA05-SD4448-2211FD-11072022	570-116499-121	2,4'-DDE	9100	-11
OA05-SD4852-2211-11072022	570-116499-102	2,4'-DDE	12000	
OA05-SD4852-2211FD-11072022	570-116499-122	2,4'-DDE	2500	-33
OA05-SD5256-2211-11072022	570-116499-103	2,4'-DDE	940	
OA05-SD5256-2211FD-11072022	570-116499-123	2,4'-DDE	1800	16
OA05-SD5660-2211-11072022	570-116499-104	2,4'-DDE	210	
OA05-SD5660-2211FD-11072022	570-116499-124	2,4'-DDE	160	-7
OA05-SD6064-2211-11072022	570-116499-105	2,4'-DDE	41	

Field ID	Lab ID	Analyte	Result	RPD
OA05-SD6064-2211FD-11072022	570-116499-125	2,4'-DDE	140	27
OA05-SD6468-2211-11072022	570-116499-106	2,4'-DDE	19	
OA05-SD6468-2211FD-11072022	570-116499-126	2,4'-DDE	20	1
OA05-SD6872-2211-11072022	570-116499-107	2,4'-DDE	170	
OA05-SD6872-2211FD-11072022	570-116499-127	2,4'-DDE	62	-23
OA05-SD0002-2211-11072022	570-116499-88	2,4'-DDT	<DL	
OA05-SD0002-2211FD-11072022	570-116499-108	2,4'-DDT	16	200
OA05-SD0002-2211-11072022	570-116499-88	4,4'-DDD	180	
OA05-SD0002-2211FD-11072022	570-116499-108	4,4'-DDD	140	-6
OA05-SD0204-2211-11072022	570-116499-89	4,4'-DDD	200	
OA05-SD0204-2211FD-11072022	570-116499-109	4,4'-DDD	240	5
OA05-SD0406-2211-11072022	570-116499-90	4,4'-DDD	220	
OA05-SD0406-2211FD-11072022	570-116499-110	4,4'-DDD	270	5
OA05-SD0608-2211-11072022	570-116499-91	4,4'-DDD	270	
OA05-SD0608-2211FD-11072022	570-116499-111	4,4'-DDD	130	-18
OA05-SD0812-2211-11072022	570-116499-92	4,4'-DDD	200	
OA05-SD0812-2211FD-11072022	570-116499-112	4,4'-DDD	240	5
OA05-SD1216-2211-11072022	570-116499-93	4,4'-DDD	280	
OA05-SD1216-2211FD-11072022	570-116499-113	4,4'-DDD	260	-2
OA05-SD1620-2211-11072022	570-116499-94	4,4'-DDD	290	
OA05-SD1620-2211FD-11072022	570-116499-114	4,4'-DDD	390	7
OA05-SD2024-2211-11072022	570-116499-95	4,4'-DDD	380	
OA05-SD2024-2211FD-11072022	570-116499-115	4,4'-DDD	340	-3
OA05-SD2428-2211-11072022	570-116499-96	4,4'-DDD	690	
OA05-SD2428-2211FD-11072022	570-116499-116	4,4'-DDD	890	6
OA05-SD2832-2211-11072022	570-116499-97	4,4'-DDD	590	
OA05-SD2832-2211FD-11072022	570-116499-117	4,4'-DDD	1300	19
OA05-SD3236-2211-11072022	570-116499-98	4,4'-DDD	2200	
OA05-SD3236-2211FD-11072022	570-116499-118	4,4'-DDD	1700	-6

Field ID	Lab ID	Analyte	Result	RPD
OA05-SD3640-2211-11072022	570-116499-99	4,4'-DDD	4200	
OA05-SD3640-2211FD-11072022	570-116499-119	4,4'-DDD	3800	-3
OA05-SD4044-2211-11072022	570-116499-100	4,4'-DDD	2900	
OA05-SD4044-2211FD-11072022	570-116499-120	4,4'-DDD	4600	11
OA05-SD4448-2211-11072022	570-116499-101	4,4'-DDD	5700	
OA05-SD4448-2211FD-11072022	570-116499-121	4,4'-DDD	5700	0
OA05-SD4852-2211-11072022	570-116499-102	4,4'-DDD	6900	
OA05-SD4852-2211FD-11072022	570-116499-122	4,4'-DDD	1400	-33
OA05-SD5256-2211-11072022	570-116499-103	4,4'-DDD	940	
OA05-SD5256-2211FD-11072022	570-116499-123	4,4'-DDD	680	-8
OA05-SD5660-2211-11072022	570-116499-104	4,4'-DDD	120	
OA05-SD5660-2211FD-11072022	570-116499-124	4,4'-DDD	<DL	200
OA05-SD6064-2211-11072022	570-116499-105	4,4'-DDD	33	
OA05-SD6064-2211FD-11072022	570-116499-125	4,4'-DDD	44	7
OA05-SD6468-2211-11072022	570-116499-106	4,4'-DDD	12	
OA05-SD6468-2211FD-11072022	570-116499-126	4,4'-DDD	11	-2
OA05-SD6872-2211-11072022	570-116499-107	4,4'-DDD	62	
OA05-SD6872-2211FD-11072022	570-116499-127	4,4'-DDD	28	-19
OA05-SD0002-2211-11072022	570-116499-88	4,4'-DDE	2800	
OA05-SD0002-2211FD-11072022	570-116499-108	4,4'-DDE	2500	-3
OA05-SD0204-2211-11072022	570-116499-89	4,4'-DDE	3100	
OA05-SD0204-2211FD-11072022	570-116499-109	4,4'-DDE	3700	4
OA05-SD0406-2211-11072022	570-116499-90	4,4'-DDE	2900	
OA05-SD0406-2211FD-11072022	570-116499-110	4,4'-DDE	3000	1
OA05-SD0608-2211-11072022	570-116499-91	4,4'-DDE	4600	

Field ID	Lab ID	Analyte	Result	RPD
OA05-SD0608-2211FD-11072022	570-116499-111	4,4'-DDE	2400	-16
OA05-SD0812-2211-11072022	570-116499-92	4,4'-DDE	3400	
OA05-SD0812-2211FD-11072022	570-116499-112	4,4'-DDE	4100	5
OA05-SD1216-2211-11072022	570-116499-93	4,4'-DDE	5600	
OA05-SD1216-2211FD-11072022	570-116499-113	4,4'-DDE	4800	-4
OA05-SD1620-2211-11072022	570-116499-94	4,4'-DDE	7600	
OA05-SD1620-2211FD-11072022	570-116499-114	4,4'-DDE	7200	-1
OA05-SD2024-2211-11072022	570-116499-95	4,4'-DDE	14000	
OA05-SD2024-2211FD-11072022	570-116499-115	4,4'-DDE	14000	0
OA05-SD2428-2211-11072022	570-116499-96	4,4'-DDE	20000	
OA05-SD2428-2211FD-11072022	570-116499-116	4,4'-DDE	32000	12
OA05-SD2832-2211-11072022	570-116499-97	4,4'-DDE	31000	
OA05-SD2832-2211FD-11072022	570-116499-117	4,4'-DDE	61000	16
OA05-SD3236-2211-11072022	570-116499-98	4,4'-DDE	130000	
OA05-SD3236-2211FD-11072022	570-116499-118	4,4'-DDE	100000	-7
OA05-SD3640-2211-11072022	570-116499-99	4,4'-DDE	130000	
OA05-SD3640-2211FD-11072022	570-116499-119	4,4'-DDE	210000	12
OA05-SD4044-2211-11072022	570-116499-100	4,4'-DDE	100000	
OA05-SD4044-2211FD-11072022	570-116499-120	4,4'-DDE	67000	-10
OA05-SD4448-2211-11072022	570-116499-101	4,4'-DDE	110000	
OA05-SD4448-2211FD-11072022	570-116499-121	4,4'-DDE	64000	-13
OA05-SD4852-2211-11072022	570-116499-102	4,4'-DDE	90000	
OA05-SD4852-2211FD-11072022	570-116499-122	4,4'-DDE	15000	-36
OA05-SD5256-2211-11072022	570-116499-103	4,4'-DDE	7200	
OA05-SD5256-2211FD-11072022	570-116499-123	4,4'-DDE	23000	26
OA05-SD5660-2211-11072022	570-116499-104	4,4'-DDE	790	
OA05-SD5660-2211FD-11072022	570-116499-124	4,4'-DDE	940	4

Field ID	Lab ID	Analyte	Result	RPD
OA05-SD6064-2211-11072022	570-116499-105	4,4'-DDE	250	
OA05-SD6064-2211FD-11072022	570-116499-125	4,4'-DDE	120	-18
OA05-SD6468-2211-11072022	570-116499-106	4,4'-DDE	62	
OA05-SD6468-2211FD-11072022	570-116499-126	4,4'-DDE	110	14
OA05-SD6872-2211-11072022	570-116499-107	4,4'-DDE	710	
OA05-SD6872-2211FD-11072022	570-116499-127	4,4'-DDE	390	-15
OA05-SD0002-2211-11072022	570-116499-88	4,4'-DDMU	1300	
OA05-SD0002-2211FD-11072022	570-116499-108	4,4'-DDMU	1500	4
OA05-SD0204-2211-11072022	570-116499-89	4,4'-DDMU	1800	
OA05-SD0204-2211FD-11072022	570-116499-109	4,4'-DDMU	2600	9
OA05-SD0406-2211-11072022	570-116499-90	4,4'-DDMU	1800	
OA05-SD0406-2211FD-11072022	570-116499-110	4,4'-DDMU	2300	6
OA05-SD0608-2211-11072022	570-116499-91	4,4'-DDMU	3000	
OA05-SD0608-2211FD-11072022	570-116499-111	4,4'-DDMU	2200	-8
OA05-SD0812-2211-11072022	570-116499-92	4,4'-DDMU	3700	
OA05-SD0812-2211FD-11072022	570-116499-112	4,4'-DDMU	4200	3
OA05-SD1216-2211-11072022	570-116499-93	4,4'-DDMU	4200	
OA05-SD1216-2211FD-11072022	570-116499-113	4,4'-DDMU	3200	-7
OA05-SD1620-2211-11072022	570-116499-94	4,4'-DDMU	3700	
OA05-SD1620-2211FD-11072022	570-116499-114	4,4'-DDMU	3600	-1
OA05-SD2024-2211-11072022	570-116499-95	4,4'-DDMU	5800	
OA05-SD2024-2211FD-11072022	570-116499-115	4,4'-DDMU	4000	-9
OA05-SD2428-2211-11072022	570-116499-96	4,4'-DDMU	7300	
OA05-SD2428-2211FD-11072022	570-116499-116	4,4'-DDMU	9400	6
OA05-SD2832-2211-11072022	570-116499-97	4,4'-DDMU	5200	
OA05-SD2832-2211FD-11072022	570-116499-117	4,4'-DDMU	8800	13
OA05-SD3236-2211-11072022	570-116499-98	4,4'-DDMU	35000	
OA05-SD3236-2211FD-11072022	570-116499-118	4,4'-DDMU	14000	-21
OA05-SD3640-2211-11072022	570-116499-99	4,4'-DDMU	36000	

Field ID	Lab ID	Analyte	Result	RPD
OA05-SD3640-2211FD-11072022	570-116499-119	4,4'-DDMU	22000	-12
OA05-SD4044-2211-11072022	570-116499-100	4,4'-DDMU	14000	
OA05-SD4044-2211FD-11072022	570-116499-120	4,4'-DDMU	12000	-4
OA05-SD4448-2211-11072022	570-116499-101	4,4'-DDMU	11000	
OA05-SD4448-2211FD-11072022	570-116499-121	4,4'-DDMU	18000	12
OA05-SD4852-2211-11072022	570-116499-102	4,4'-DDMU	15000	
OA05-SD4852-2211FD-11072022	570-116499-122	4,4'-DDMU	12000	-6
OA05-SD5256-2211-11072022	570-116499-103	4,4'-DDMU	1900	
OA05-SD5256-2211FD-11072022	570-116499-123	4,4'-DDMU	18000	40
OA05-SD5660-2211-11072022	570-116499-104	4,4'-DDMU	3200	
OA05-SD5660-2211FD-11072022	570-116499-124	4,4'-DDMU	900	-28
OA05-SD6064-2211-11072022	570-116499-105	4,4'-DDMU	210	
OA05-SD6064-2211FD-11072022	570-116499-125	4,4'-DDMU	63	-27
OA05-SD6468-2211-11072022	570-116499-106	4,4'-DDMU	250	
OA05-SD6468-2211FD-11072022	570-116499-126	4,4'-DDMU	90	-24
OA05-SD6872-2211-11072022	570-116499-107	4,4'-DDMU	3000	
OA05-SD6872-2211FD-11072022	570-116499-127	4,4'-DDMU	640	-32
OA05-SD3236-2211-11072022	570-116499-98	4,4'-DDNU	4400	
OA05-SD3236-2211FD-11072022	570-116499-118	4,4'-DDNU	<DL	200
OA05-SD6064-2211-11072022	570-116499-105	4,4'-DDNU	11	
OA05-SD6064-2211FD-11072022	570-116499-125	4,4'-DDNU	15	8
OA05-SD6468-2211-11072022	570-116499-106	4,4'-DDNU	6.9	
OA05-SD6468-2211FD-11072022	570-116499-126	4,4'-DDNU	6.5	-1
OA05-SD0002-2211-11072022	570-116499-88	4,4'-DDT	<DL	

Field ID	Lab ID	Analyte	Result	RPD
OA05-SD0002-2211FD-11072022	570-116499-108	4,4'-DDT	280	200
OA05-SD0406-2211-11072022	570-116499-90	4,4'-DDT	<DL	
OA05-SD0406-2211FD-11072022	570-116499-110	4,4'-DDT	300	200
OA05-SD0608-2211-11072022	570-116499-91	4,4'-DDT	680	
OA05-SD0608-2211FD-11072022	570-116499-111	4,4'-DDT	66	-41
OA05-SD0812-2211-11072022	570-116499-92	4,4'-DDT	260	
OA05-SD0812-2211FD-11072022	570-116499-112	4,4'-DDT	<DL	200
OA05-SD1216-2211-11072022	570-116499-93	4,4'-DDT	230	
OA05-SD1216-2211FD-11072022	570-116499-113	4,4'-DDT	560	21
OA05-SD1620-2211-11072022	570-116499-94	4,4'-DDT	<DL	
OA05-SD1620-2211FD-11072022	570-116499-114	4,4'-DDT	1400	200
OA05-SD4044-2211-11072022	570-116499-100	4,4'-DDT	<DL	
OA05-SD4044-2211FD-11072022	570-116499-120	4,4'-DDT	6800	200
OA05-SD4448-2211-11072022	570-116499-101	4,4'-DDT	6800	
OA05-SD4448-2211FD-11072022	570-116499-121	4,4'-DDT	19000	24
OA05-SD4852-2211-11072022	570-116499-102	4,4'-DDT	12000	
OA05-SD4852-2211FD-11072022	570-116499-122	4,4'-DDT	2600	-32
OA05-SD5256-2211-11072022	570-116499-103	4,4'-DDT	580	
OA05-SD5256-2211FD-11072022	570-116499-123	4,4'-DDT	950	12
OA05-SD5660-2211-11072022	570-116499-104	4,4'-DDT	<DL	
OA05-SD5660-2211FD-11072022	570-116499-124	4,4'-DDT	<DL	200
OA05-SD6064-2211-11072022	570-116499-105	4,4'-DDT	97	
OA05-SD6064-2211FD-11072022	570-116499-125	4,4'-DDT	16	-36
OA05-SD6468-2211-11072022	570-116499-106	4,4'-DDT	22	
OA05-SD6468-2211FD-11072022	570-116499-126	4,4'-DDT	8.1	-23

Field ID	Lab ID	Analyte	Result	RPD
OA05-SD6872-2211-11072022	570-116499-107	4,4'-DDT	<DL	
OA05-SD6872-2211FD-11072022	570-116499-127	4,4'-DDT	6.2	200
OA05-SD0002-2211-11072022	570-116499-88	PCB 209	<DL	
OA05-SD0002-2211FD-11072022	570-116499-108	PCB 209	4.2	200
OA05-SD0204-2211-11072022	570-116499-89	PCB 209	<DL	
OA05-SD0204-2211FD-11072022	570-116499-109	PCB 209	<DL	200
OA05-SD0406-2211-11072022	570-116499-90	PCB 209	6.2	
OA05-SD0406-2211FD-11072022	570-116499-110	PCB 209	<DL	200
OA05-SD0608-2211-11072022	570-116499-91	PCB 209	2.4	
OA05-SD0608-2211FD-11072022	570-116499-111	PCB 209	1.9	-6
OA05-SD0812-2211-11072022	570-116499-92	PCB 209	3.5	
OA05-SD0812-2211FD-11072022	570-116499-112	PCB 209	3.7	1
OA05-SD1216-2211-11072022	570-116499-93	PCB 209	5.2	
OA05-SD1216-2211FD-11072022	570-116499-113	PCB 209	5.4	1
OA05-SD1620-2211-11072022	570-116499-94	PCB 209	14	
OA05-SD1620-2211FD-11072022	570-116499-114	PCB 209	<DL	200
OA05-SD2024-2211-11072022	570-116499-95	PCB 209	26	
OA05-SD2024-2211FD-11072022	570-116499-115	PCB 209	41	11
OA05-SD2428-2211-11072022	570-116499-96	PCB 209	42	
OA05-SD2428-2211FD-11072022	570-116499-116	PCB 209	36	-4
OA05-SD2832-2211-11072022	570-116499-97	PCB 209	37	
OA05-SD2832-2211FD-11072022	570-116499-117	PCB 209	40	2
OA05-SD3236-2211-11072022	570-116499-98	PCB 209	55	
OA05-SD3236-2211FD-11072022	570-116499-118	PCB 209	52	-1
OA05-SD3640-2211-11072022	570-116499-99	PCB 209	15	
OA05-SD3640-2211FD-11072022	570-116499-119	PCB 209	<DL	200
OA05-SD4044-2211-11072022	570-116499-100	PCB 209	10	
OA05-SD4044-2211FD-11072022	570-116499-120	PCB 209	59	36
OA05-SD4448-2211-11072022	570-116499-101	PCB 209	15	

Field ID	Lab ID	Analyte	Result	RPD
OA05-SD4448-2211FD-11072022	570-116499-121	PCB 209	42	24
OA05-SD4852-2211-11072022	570-116499-102	PCB 209	22	
OA05-SD4852-2211FD-11072022	570-116499-122	PCB 209	<DL	200
OA05-SD5256-2211-11072022	570-116499-103	PCB 209	13	
OA05-SD5256-2211FD-11072022	570-116499-123	PCB 209	12	-2
OA05-SD5660-2211-11072022	570-116499-104	PCB 209	1.6	
OA05-SD5660-2211FD-11072022	570-116499-124	PCB 209	<DL	200
OA05-SD6064-2211-11072022	570-116499-105	PCB 209	0.54	
OA05-SD6064-2211FD-11072022	570-116499-125	PCB 209	<DL	200
OA05-SD0002-2211-11072022	570-116499-88	PCB-101	26	
OA05-SD0002-2211FD-11072022	570-116499-108	PCB-101	29	3
OA05-SD0204-2211-11072022	570-116499-89	PCB-101	29	
OA05-SD0204-2211FD-11072022	570-116499-109	PCB-101	33	3
OA05-SD0406-2211-11072022	570-116499-90	PCB-101	26	
OA05-SD0406-2211FD-11072022	570-116499-110	PCB-101	33	6
OA05-SD0608-2211-11072022	570-116499-91	PCB-101	36	
OA05-SD0608-2211FD-11072022	570-116499-111	PCB-101	33	-2
OA05-SD0812-2211-11072022	570-116499-92	PCB-101	47	
OA05-SD0812-2211FD-11072022	570-116499-112	PCB-101	48	1
OA05-SD1216-2211-11072022	570-116499-93	PCB-101	56	
OA05-SD1216-2211FD-11072022	570-116499-113	PCB-101	60	2
OA05-SD1620-2211-11072022	570-116499-94	PCB-101	75	
OA05-SD1620-2211FD-11072022	570-116499-114	PCB-101	70	-2
OA05-SD2024-2211-11072022	570-116499-95	PCB-101	97	
OA05-SD2024-2211FD-11072022	570-116499-115	PCB-101	110	3
OA05-SD2428-2211-11072022	570-116499-96	PCB-101	300	
OA05-SD2428-2211FD-11072022	570-116499-116	PCB-101	310	1
OA05-SD2832-2211-11072022	570-116499-97	PCB-101	320	

Field ID	Lab ID	Analyte	Result	RPD
OA05-SD2832-2211FD-11072022	570-116499-117	PCB-101	660	17
OA05-SD3236-2211-11072022	570-116499-98	PCB-101	1200	
OA05-SD3236-2211FD-11072022	570-116499-118	PCB-101	680	-14
OA05-SD3640-2211-11072022	570-116499-99	PCB-101	360	
OA05-SD3640-2211FD-11072022	570-116499-119	PCB-101	710	16
OA05-SD4044-2211-11072022	570-116499-100	PCB-101	300	
OA05-SD4044-2211FD-11072022	570-116499-120	PCB-101	390	7
OA05-SD4448-2211-11072022	570-116499-101	PCB-101	220	
OA05-SD4448-2211FD-11072022	570-116499-121	PCB-101	380	13
OA05-SD4852-2211-11072022	570-116499-102	PCB-101	220	
OA05-SD4852-2211FD-11072022	570-116499-122	PCB-101	110	-17
OA05-SD5256-2211-11072022	570-116499-103	PCB-101	43	
OA05-SD5256-2211FD-11072022	570-116499-123	PCB-101	95	19
OA05-SD5660-2211-11072022	570-116499-104	PCB-101	20	
OA05-SD5660-2211FD-11072022	570-116499-124	PCB-101	18	-3
OA05-SD6064-2211-11072022	570-116499-105	PCB-101	2.4	
OA05-SD6064-2211FD-11072022	570-116499-125	PCB-101	1.6	-10
OA05-SD6468-2211-11072022	570-116499-106	PCB-101	1.3	
OA05-SD6468-2211FD-11072022	570-116499-126	PCB-101	2.1	12
OA05-SD6872-2211-11072022	570-116499-107	PCB-101	14	
OA05-SD6872-2211FD-11072022	570-116499-127	PCB-101	5.8	-21
OA05-SD0002-2211-11072022	570-116499-88	PCB-105	12	
OA05-SD0002-2211FD-11072022	570-116499-108	PCB-105	17	9
OA05-SD0204-2211-11072022	570-116499-89	PCB-105	16	
OA05-SD0204-2211FD-11072022	570-116499-109	PCB-105	15	-2

Field ID	Lab ID	Analyte	Result	RPD
OA05-SD0406-2211-11072022	570-116499-90	PCB-105	14	
OA05-SD0406-2211FD-11072022	570-116499-110	PCB-105	15	2
OA05-SD0608-2211-11072022	570-116499-91	PCB-105	23	
OA05-SD0608-2211FD-11072022	570-116499-111	PCB-105	18	-6
OA05-SD0812-2211-11072022	570-116499-92	PCB-105	31	
OA05-SD0812-2211FD-11072022	570-116499-112	PCB-105	30	-1
OA05-SD1216-2211-11072022	570-116499-93	PCB-105	39	
OA05-SD1216-2211FD-11072022	570-116499-113	PCB-105	45	4
OA05-SD1620-2211-11072022	570-116499-94	PCB-105	46	
OA05-SD1620-2211FD-11072022	570-116499-114	PCB-105	47	1
OA05-SD2024-2211-11072022	570-116499-95	PCB-105	97	
OA05-SD2024-2211FD-11072022	570-116499-115	PCB-105	56	-13
OA05-SD2428-2211-11072022	570-116499-96	PCB-105	160	
OA05-SD2428-2211FD-11072022	570-116499-116	PCB-105	170	2
OA05-SD2832-2211-11072022	570-116499-97	PCB-105	150	
OA05-SD2832-2211FD-11072022	570-116499-117	PCB-105	340	19
OA05-SD3236-2211-11072022	570-116499-98	PCB-105	620	
OA05-SD3236-2211FD-11072022	570-116499-118	PCB-105	400	-11
OA05-SD3640-2211-11072022	570-116499-99	PCB-105	210	
OA05-SD3640-2211FD-11072022	570-116499-119	PCB-105	320	10
OA05-SD4044-2211-11072022	570-116499-100	PCB-105	180	
OA05-SD4044-2211FD-11072022	570-116499-120	PCB-105	240	7
OA05-SD4448-2211-11072022	570-116499-101	PCB-105	140	
OA05-SD4448-2211FD-11072022	570-116499-121	PCB-105	170	5
OA05-SD4852-2211-11072022	570-116499-102	PCB-105	120	
OA05-SD4852-2211FD-11072022	570-116499-122	PCB-105	46	-22
OA05-SD5256-2211-11072022	570-116499-103	PCB-105	15	
OA05-SD5256-2211FD-11072022	570-116499-123	PCB-105	43	24

Field ID	Lab ID	Analyte	Result	RPD
OA05-SD5660-2211-11072022	570-116499-104	PCB-105	10	
OA05-SD5660-2211FD-11072022	570-116499-124	PCB-105	9.0	-3
OA05-SD6064-2211-11072022	570-116499-105	PCB-105	1.3	
OA05-SD6064-2211FD-11072022	570-116499-125	PCB-105	<DL	200
OA05-SD6468-2211-11072022	570-116499-106	PCB-105	0.50	
OA05-SD6468-2211FD-11072022	570-116499-126	PCB-105	<DL	200
OA05-SD6872-2211-11072022	570-116499-107	PCB-105	6.3	
OA05-SD6872-2211FD-11072022	570-116499-127	PCB-105	3.4	-15
OA05-SD0002-2211-11072022	570-116499-88	PCB-110	28	
OA05-SD0002-2211FD-11072022	570-116499-108	PCB-110	36	6
OA05-SD0204-2211-11072022	570-116499-89	PCB-110	34	
OA05-SD0204-2211FD-11072022	570-116499-109	PCB-110	33	-1
OA05-SD0406-2211-11072022	570-116499-90	PCB-110	29	
OA05-SD0406-2211FD-11072022	570-116499-110	PCB-110	29	0
OA05-SD0608-2211-11072022	570-116499-91	PCB-110	30	
OA05-SD0608-2211FD-11072022	570-116499-111	PCB-110	37	5
OA05-SD0812-2211-11072022	570-116499-92	PCB-110	48	
OA05-SD0812-2211FD-11072022	570-116499-112	PCB-110	63	7
OA05-SD1216-2211-11072022	570-116499-93	PCB-110	55	
OA05-SD1216-2211FD-11072022	570-116499-113	PCB-110	73	7
OA05-SD1620-2211-11072022	570-116499-94	PCB-110	73	
OA05-SD1620-2211FD-11072022	570-116499-114	PCB-110	60	-5
OA05-SD2024-2211-11072022	570-116499-95	PCB-110	160	
OA05-SD2024-2211FD-11072022	570-116499-115	PCB-110	110	-9
OA05-SD2428-2211-11072022	570-116499-96	PCB-110	440	
OA05-SD2428-2211FD-11072022	570-116499-116	PCB-110	460	1
OA05-SD2832-2211-11072022	570-116499-97	PCB-110	290	
OA05-SD2832-2211FD-11072022	570-116499-117	PCB-110	810	24

Field ID	Lab ID	Analyte	Result	RPD
OA05-SD3236-2211-11072022	570-116499-98	PCB-110	1300	
OA05-SD3236-2211FD-11072022	570-116499-118	PCB-110	1000	-7
OA05-SD3640-2211-11072022	570-116499-99	PCB-110	430	
OA05-SD3640-2211FD-11072022	570-116499-119	PCB-110	850	16
OA05-SD4044-2211-11072022	570-116499-100	PCB-110	440	
OA05-SD4044-2211FD-11072022	570-116499-120	PCB-110	610	8
OA05-SD4448-2211-11072022	570-116499-101	PCB-110	360	
OA05-SD4448-2211FD-11072022	570-116499-121	PCB-110	490	8
OA05-SD4852-2211-11072022	570-116499-102	PCB-110	360	
OA05-SD4852-2211FD-11072022	570-116499-122	PCB-110	91	-30
OA05-SD5256-2211-11072022	570-116499-103	PCB-110	51	
OA05-SD5256-2211FD-11072022	570-116499-123	PCB-110	83	12
OA05-SD5660-2211-11072022	570-116499-104	PCB-110	24	
OA05-SD5660-2211FD-11072022	570-116499-124	PCB-110	20	-5
OA05-SD6064-2211-11072022	570-116499-105	PCB-110	1.8	
OA05-SD6064-2211FD-11072022	570-116499-125	PCB-110	2.8	11
OA05-SD6468-2211-11072022	570-116499-106	PCB-110	1.0	
OA05-SD6468-2211FD-11072022	570-116499-126	PCB-110	1.7	13
OA05-SD6872-2211-11072022	570-116499-107	PCB-110	17	
OA05-SD6872-2211FD-11072022	570-116499-127	PCB-110	6.0	-24
OA05-SD0002-2211-11072022	570-116499-88	PCB-118	21	
OA05-SD0002-2211FD-11072022	570-116499-108	PCB-118	24	3
OA05-SD0204-2211-11072022	570-116499-89	PCB-118	24	
OA05-SD0204-2211FD-11072022	570-116499-109	PCB-118	33	8
OA05-SD0406-2211-11072022	570-116499-90	PCB-118	23	

Field ID	Lab ID	Analyte	Result	RPD
OA05-SD0406-2211FD-11072022	570-116499-110	PCB-118	26	3
OA05-SD0608-2211-11072022	570-116499-91	PCB-118	30	
OA05-SD0608-2211FD-11072022	570-116499-111	PCB-118	39	7
OA05-SD0812-2211-11072022	570-116499-92	PCB-118	44	
OA05-SD0812-2211FD-11072022	570-116499-112	PCB-118	58	7
OA05-SD1216-2211-11072022	570-116499-93	PCB-118	62	
OA05-SD1216-2211FD-11072022	570-116499-113	PCB-118	61	0
OA05-SD1620-2211-11072022	570-116499-94	PCB-118	80	
OA05-SD1620-2211FD-11072022	570-116499-114	PCB-118	62	-6
OA05-SD2024-2211-11072022	570-116499-95	PCB-118	150	
OA05-SD2024-2211FD-11072022	570-116499-115	PCB-118	160	2
OA05-SD2428-2211-11072022	570-116499-96	PCB-118	250	
OA05-SD2428-2211FD-11072022	570-116499-116	PCB-118	290	4
OA05-SD2832-2211-11072022	570-116499-97	PCB-118	690	
OA05-SD2832-2211FD-11072022	570-116499-117	PCB-118	600	-3
OA05-SD3236-2211-11072022	570-116499-98	PCB-118	980	
OA05-SD3236-2211FD-11072022	570-116499-118	PCB-118	670	-9
OA05-SD3640-2211-11072022	570-116499-99	PCB-118	390	
OA05-SD3640-2211FD-11072022	570-116499-119	PCB-118	610	11
OA05-SD4044-2211-11072022	570-116499-100	PCB-118	340	
OA05-SD4044-2211FD-11072022	570-116499-120	PCB-118	440	6
OA05-SD4448-2211-11072022	570-116499-101	PCB-118	290	
OA05-SD4448-2211FD-11072022	570-116499-121	PCB-118	330	3
OA05-SD4852-2211-11072022	570-116499-102	PCB-118	240	
OA05-SD4852-2211FD-11072022	570-116499-122	PCB-118	93	-22
OA05-SD5256-2211-11072022	570-116499-103	PCB-118	37	
OA05-SD5256-2211FD-11072022	570-116499-123	PCB-118	81	19

Field ID	Lab ID	Analyte	Result	RPD
OA05-SD5660-2211-11072022	570-116499-104	PCB-118	20	
OA05-SD5660-2211FD-11072022	570-116499-124	PCB-118	16	-6
OA05-SD6064-2211-11072022	570-116499-105	PCB-118	1.9	
OA05-SD6064-2211FD-11072022	570-116499-125	PCB-118	2.3	5
OA05-SD6468-2211-11072022	570-116499-106	PCB-118	1.3	
OA05-SD6468-2211FD-11072022	570-116499-126	PCB-118	2.3	14
OA05-SD6872-2211-11072022	570-116499-107	PCB-118	14	
OA05-SD6872-2211FD-11072022	570-116499-127	PCB-118	4.8	-24
OA05-SD0002-2211-11072022	570-116499-88	PCB-128	<DL	
OA05-SD0002-2211FD-11072022	570-116499-108	PCB-128	7.4	200
OA05-SD0204-2211-11072022	570-116499-89	PCB-128	<DL	
OA05-SD0204-2211FD-11072022	570-116499-109	PCB-128	<DL	200
OA05-SD0406-2211-11072022	570-116499-90	PCB-128	5.5	
OA05-SD0406-2211FD-11072022	570-116499-110	PCB-128	<DL	200
OA05-SD0608-2211-11072022	570-116499-91	PCB-128	6.9	
OA05-SD0608-2211FD-11072022	570-116499-111	PCB-128	12	13
OA05-SD0812-2211-11072022	570-116499-92	PCB-128	11	
OA05-SD0812-2211FD-11072022	570-116499-112	PCB-128	9.7	-3
OA05-SD1216-2211-11072022	570-116499-93	PCB-128	10	
OA05-SD1216-2211FD-11072022	570-116499-113	PCB-128	<DL	200
OA05-SD1620-2211-11072022	570-116499-94	PCB-128	<DL	
OA05-SD1620-2211FD-11072022	570-116499-114	PCB-128	<DL	200
OA05-SD2024-2211-11072022	570-116499-95	PCB-128	<DL	
OA05-SD2024-2211FD-11072022	570-116499-115	PCB-128	<DL	200
OA05-SD2428-2211-11072022	570-116499-96	PCB-128	54	
OA05-SD2428-2211FD-11072022	570-116499-116	PCB-128	46	-4
OA05-SD2832-2211-11072022	570-116499-97	PCB-128	43	
OA05-SD2832-2211FD-11072022	570-116499-117	PCB-128	86	17

Field ID	Lab ID	Analyte	Result	RPD
OA05-SD3236-2211-11072022	570-116499-98	PCB-128	150	
OA05-SD3236-2211FD-11072022	570-116499-118	PCB-128	91	-12
OA05-SD3640-2211-11072022	570-116499-99	PCB-128	52	
OA05-SD3640-2211FD-11072022	570-116499-119	PCB-128	100	16
OA05-SD4044-2211-11072022	570-116499-100	PCB-128	61	
OA05-SD4044-2211FD-11072022	570-116499-120	PCB-128	89	9
OA05-SD4448-2211-11072022	570-116499-101	PCB-128	48	
OA05-SD4448-2211FD-11072022	570-116499-121	PCB-128	60	6
OA05-SD4852-2211-11072022	570-116499-102	PCB-128	47	
OA05-SD4852-2211FD-11072022	570-116499-122	PCB-128	15	-26
OA05-SD5256-2211-11072022	570-116499-103	PCB-128	9.1	
OA05-SD5256-2211FD-11072022	570-116499-123	PCB-128	13	9
OA05-SD5660-2211-11072022	570-116499-104	PCB-128	3.9	
OA05-SD5660-2211FD-11072022	570-116499-124	PCB-128	<DL	200
OA05-SD6064-2211-11072022	570-116499-105	PCB-128	0.22	
OA05-SD6064-2211FD-11072022	570-116499-125	PCB-128	<DL	200
OA05-SD6468-2211-11072022	570-116499-106	PCB-128	<DL	
OA05-SD6468-2211FD-11072022	570-116499-126	PCB-128	<DL	200
OA05-SD6872-2211-11072022	570-116499-107	PCB-128	2.3	
OA05-SD6872-2211FD-11072022	570-116499-127	PCB-128	<DL	200
OA05-SD0002-2211-11072022	570-116499-88	PCB-132/153	33	
OA05-SD0002-2211FD-11072022	570-116499-108	PCB-132/153	27	-5
OA05-SD0204-2211-11072022	570-116499-89	PCB-132/153	40	
OA05-SD0204-2211FD-11072022	570-116499-109	PCB-132/153	50	6
OA05-SD0406-2211-11072022	570-116499-90	PCB-132/153	37	

Field ID	Lab ID	Analyte	Result	RPD
OA05-SD0406-2211FD-11072022	570-116499-110	PCB-132/153	44	4
OA05-SD0608-2211-11072022	570-116499-91	PCB-132/153	42	
OA05-SD0608-2211FD-11072022	570-116499-111	PCB-132/153	35	-5
OA05-SD0812-2211-11072022	570-116499-92	PCB-132/153	50	
OA05-SD0812-2211FD-11072022	570-116499-112	PCB-132/153	47	-2
OA05-SD1216-2211-11072022	570-116499-93	PCB-132/153	63	
OA05-SD1216-2211FD-11072022	570-116499-113	PCB-132/153	62	0
OA05-SD1620-2211-11072022	570-116499-94	PCB-132/153	82	
OA05-SD1620-2211FD-11072022	570-116499-114	PCB-132/153	56	-9
OA05-SD2024-2211-11072022	570-116499-95	PCB-132/153	170	
OA05-SD2024-2211FD-11072022	570-116499-115	PCB-132/153	99	-13
OA05-SD2428-2211-11072022	570-116499-96	PCB-132/153	400	
OA05-SD2428-2211FD-11072022	570-116499-116	PCB-132/153	240	-13
OA05-SD2832-2211-11072022	570-116499-97	PCB-132/153	220	
OA05-SD2832-2211FD-11072022	570-116499-117	PCB-132/153	400	15
OA05-SD3236-2211-11072022	570-116499-98	PCB-132/153	1200	
OA05-SD3236-2211FD-11072022	570-116499-118	PCB-132/153	470	-22
OA05-SD3640-2211-11072022	570-116499-99	PCB-132/153	350	
OA05-SD3640-2211FD-11072022	570-116499-119	PCB-132/153	530	10
OA05-SD4044-2211-11072022	570-116499-100	PCB-132/153	390	
OA05-SD4044-2211FD-11072022	570-116499-120	PCB-132/153	500	6
OA05-SD4448-2211-11072022	570-116499-101	PCB-132/153	360	
OA05-SD4448-2211FD-11072022	570-116499-121	PCB-132/153	370	1
OA05-SD4852-2211-11072022	570-116499-102	PCB-132/153	310	
OA05-SD4852-2211FD-11072022	570-116499-122	PCB-132/153	90	-28
OA05-SD5256-2211-11072022	570-116499-103	PCB-132/153	42	
OA05-SD5256-2211FD-11072022	570-116499-123	PCB-132/153	80	16

Field ID	Lab ID	Analyte	Result	RPD
OA05-SD5660-2211-11072022	570-116499-104	PCB-132/153	17	
OA05-SD5660-2211FD-11072022	570-116499-124	PCB-132/153	12	-9
OA05-SD6064-2211-11072022	570-116499-105	PCB-132/153	1.7	
OA05-SD6064-2211FD-11072022	570-116499-125	PCB-132/153	1.8	1
OA05-SD6468-2211-11072022	570-116499-106	PCB-132/153	0.88	
OA05-SD6468-2211FD-11072022	570-116499-126	PCB-132/153	<DL	200
OA05-SD6872-2211-11072022	570-116499-107	PCB-132/153	13	
OA05-SD6872-2211FD-11072022	570-116499-127	PCB-132/153	4.9	-23
OA05-SD0002-2211-11072022	570-116499-88	PCB-138/158	23	
OA05-SD0002-2211FD-11072022	570-116499-108	PCB-138/158	35	10
OA05-SD0204-2211-11072022	570-116499-89	PCB-138/158	22	
OA05-SD0204-2211FD-11072022	570-116499-109	PCB-138/158	28	6
OA05-SD0406-2211-11072022	570-116499-90	PCB-138/158	39	
OA05-SD0406-2211FD-11072022	570-116499-110	PCB-138/158	26	-10
OA05-SD0608-2211-11072022	570-116499-91	PCB-138/158	44	
OA05-SD0608-2211FD-11072022	570-116499-111	PCB-138/158	31	-9
OA05-SD0812-2211-11072022	570-116499-92	PCB-138/158	43	
OA05-SD0812-2211FD-11072022	570-116499-112	PCB-138/158	64	10
OA05-SD1216-2211-11072022	570-116499-93	PCB-138/158	60	
OA05-SD1216-2211FD-11072022	570-116499-113	PCB-138/158	85	9
OA05-SD1620-2211-11072022	570-116499-94	PCB-138/158	74	
OA05-SD1620-2211FD-11072022	570-116499-114	PCB-138/158	93	6
OA05-SD2024-2211-11072022	570-116499-95	PCB-138/158	270	
OA05-SD2024-2211FD-11072022	570-116499-115	PCB-138/158	150	-14
OA05-SD2428-2211-11072022	570-116499-96	PCB-138/158	310	
OA05-SD2428-2211FD-11072022	570-116499-116	PCB-138/158	240	-6
OA05-SD2832-2211-11072022	570-116499-97	PCB-138/158	230	
OA05-SD2832-2211FD-11072022	570-116499-117	PCB-138/158	450	16

Field ID	Lab ID	Analyte	Result	RPD
OA05-SD3236-2211-11072022	570-116499-98	PCB-138/158	830	
OA05-SD3236-2211FD-11072022	570-116499-118	PCB-138/158	510	-12
OA05-SD3640-2211-11072022	570-116499-99	PCB-138/158	380	
OA05-SD3640-2211FD-11072022	570-116499-119	PCB-138/158	560	10
OA05-SD4044-2211-11072022	570-116499-100	PCB-138/158	370	
OA05-SD4044-2211FD-11072022	570-116499-120	PCB-138/158	540	9
OA05-SD4448-2211-11072022	570-116499-101	PCB-138/158	310	
OA05-SD4448-2211FD-11072022	570-116499-121	PCB-138/158	400	6
OA05-SD4852-2211-11072022	570-116499-102	PCB-138/158	280	
OA05-SD4852-2211FD-11072022	570-116499-122	PCB-138/158	92	-25
OA05-SD5256-2211-11072022	570-116499-103	PCB-138/158	51	
OA05-SD5256-2211FD-11072022	570-116499-123	PCB-138/158	78	10
OA05-SD5660-2211-11072022	570-116499-104	PCB-138/158	22	
OA05-SD5660-2211FD-11072022	570-116499-124	PCB-138/158	11	-17
OA05-SD6064-2211-11072022	570-116499-105	PCB-138/158	1.7	
OA05-SD6064-2211FD-11072022	570-116499-125	PCB-138/158	<DL	200
OA05-SD6468-2211-11072022	570-116499-106	PCB-138/158	1.0	
OA05-SD6468-2211FD-11072022	570-116499-126	PCB-138/158	<DL	200
OA05-SD6872-2211-11072022	570-116499-107	PCB-138/158	13	
OA05-SD6872-2211FD-11072022	570-116499-127	PCB-138/158	4.6	-24
OA05-SD0002-2211-11072022	570-116499-88	PCB-149	12	
OA05-SD0002-2211FD-11072022	570-116499-108	PCB-149	20	13
OA05-SD0204-2211-11072022	570-116499-89	PCB-149	14	
OA05-SD0204-2211FD-11072022	570-116499-109	PCB-149	18	6
OA05-SD0406-2211-11072022	570-116499-90	PCB-149	21	

Field ID	Lab ID	Analyte	Result	RPD
OA05-SD0406-2211FD-11072022	570-116499-110	PCB-149	19	-3
OA05-SD0608-2211-11072022	570-116499-91	PCB-149	20	
OA05-SD0608-2211FD-11072022	570-116499-111	PCB-149	24	5
OA05-SD0812-2211-11072022	570-116499-92	PCB-149	30	
OA05-SD0812-2211FD-11072022	570-116499-112	PCB-149	33	2
OA05-SD1216-2211-11072022	570-116499-93	PCB-149	42	
OA05-SD1216-2211FD-11072022	570-116499-113	PCB-149	36	-4
OA05-SD1620-2211-11072022	570-116499-94	PCB-149	58	
OA05-SD1620-2211FD-11072022	570-116499-114	PCB-149	49	-4
OA05-SD2024-2211-11072022	570-116499-95	PCB-149	98	
OA05-SD2024-2211FD-11072022	570-116499-115	PCB-149	83	-4
OA05-SD2428-2211-11072022	570-116499-96	PCB-149	160	
OA05-SD2428-2211FD-11072022	570-116499-116	PCB-149	170	2
OA05-SD2832-2211-11072022	570-116499-97	PCB-149	170	
OA05-SD2832-2211FD-11072022	570-116499-117	PCB-149	300	14
OA05-SD3236-2211-11072022	570-116499-98	PCB-149	510	
OA05-SD3236-2211FD-11072022	570-116499-118	PCB-149	370	-8
OA05-SD3640-2211-11072022	570-116499-99	PCB-149	260	
OA05-SD3640-2211FD-11072022	570-116499-119	PCB-149	400	11
OA05-SD4044-2211-11072022	570-116499-100	PCB-149	260	
OA05-SD4044-2211FD-11072022	570-116499-120	PCB-149	380	9
OA05-SD4448-2211-11072022	570-116499-101	PCB-149	240	
OA05-SD4448-2211FD-11072022	570-116499-121	PCB-149	270	3
OA05-SD4852-2211-11072022	570-116499-102	PCB-149	210	
OA05-SD4852-2211FD-11072022	570-116499-122	PCB-149	66	-26
OA05-SD5256-2211-11072022	570-116499-103	PCB-149	36	
OA05-SD5256-2211FD-11072022	570-116499-123	PCB-149	55	10

Field ID	Lab ID	Analyte	Result	RPD
OA05-SD5660-2211-11072022	570-116499-104	PCB-149	13	
OA05-SD5660-2211FD-11072022	570-116499-124	PCB-149	11	-4
OA05-SD6064-2211-11072022	570-116499-105	PCB-149	1.4	
OA05-SD6064-2211FD-11072022	570-116499-125	PCB-149	1.3	-2
OA05-SD6468-2211-11072022	570-116499-106	PCB-149	0.80	
OA05-SD6468-2211FD-11072022	570-116499-126	PCB-149	0.76	-1
OA05-SD6872-2211-11072022	570-116499-107	PCB-149	9.3	
OA05-SD6872-2211FD-11072022	570-116499-127	PCB-149	3.4	-23
OA05-SD0002-2211-11072022	570-116499-88	PCB-151	6.8	
OA05-SD0002-2211FD-11072022	570-116499-108	PCB-151	5.2	-7
OA05-SD0204-2211-11072022	570-116499-89	PCB-151	5.6	
OA05-SD0204-2211FD-11072022	570-116499-109	PCB-151	4.9	-3
OA05-SD0406-2211-11072022	570-116499-90	PCB-151	6.8	
OA05-SD0406-2211FD-11072022	570-116499-110	PCB-151	7.9	4
OA05-SD0608-2211-11072022	570-116499-91	PCB-151	6.4	
OA05-SD0608-2211FD-11072022	570-116499-111	PCB-151	6.5	0
OA05-SD0812-2211-11072022	570-116499-92	PCB-151	7.0	
OA05-SD0812-2211FD-11072022	570-116499-112	PCB-151	11	11
OA05-SD1216-2211-11072022	570-116499-93	PCB-151	12	
OA05-SD1216-2211FD-11072022	570-116499-113	PCB-151	17	9
OA05-SD1620-2211-11072022	570-116499-94	PCB-151	17	
OA05-SD1620-2211FD-11072022	570-116499-114	PCB-151	16	-2
OA05-SD2024-2211-11072022	570-116499-95	PCB-151	31	
OA05-SD2024-2211FD-11072022	570-116499-115	PCB-151	24	-6
OA05-SD2428-2211-11072022	570-116499-96	PCB-151	61	
OA05-SD2428-2211FD-11072022	570-116499-116	PCB-151	53	-4
OA05-SD2832-2211-11072022	570-116499-97	PCB-151	47	
OA05-SD2832-2211FD-11072022	570-116499-117	PCB-151	84	14

Field ID	Lab ID	Analyte	Result	RPD
OA05-SD3236-2211-11072022	570-116499-98	PCB-151	160	
OA05-SD3236-2211FD-11072022	570-116499-118	PCB-151	110	-9
OA05-SD3640-2211-11072022	570-116499-99	PCB-151	65	
OA05-SD3640-2211FD-11072022	570-116499-119	PCB-151	110	13
OA05-SD4044-2211-11072022	570-116499-100	PCB-151	70	
OA05-SD4044-2211FD-11072022	570-116499-120	PCB-151	110	11
OA05-SD4448-2211-11072022	570-116499-101	PCB-151	66	
OA05-SD4448-2211FD-11072022	570-116499-121	PCB-151	82	5
OA05-SD4852-2211-11072022	570-116499-102	PCB-151	61	
OA05-SD4852-2211FD-11072022	570-116499-122	PCB-151	17	-28
OA05-SD5256-2211-11072022	570-116499-103	PCB-151	10	
OA05-SD5256-2211FD-11072022	570-116499-123	PCB-151	20	17
OA05-SD5660-2211-11072022	570-116499-104	PCB-151	4.5	
OA05-SD5660-2211FD-11072022	570-116499-124	PCB-151	3.7	-5
OA05-SD6064-2211-11072022	570-116499-105	PCB-151	0.57	
OA05-SD6064-2211FD-11072022	570-116499-125	PCB-151	<DL	200
OA05-SD6468-2211-11072022	570-116499-106	PCB-151	0.34	
OA05-SD6468-2211FD-11072022	570-116499-126	PCB-151	<DL	200
OA05-SD6872-2211-11072022	570-116499-107	PCB-151	2.3	
OA05-SD6872-2211FD-11072022	570-116499-127	PCB-151	<DL	200
OA05-SD0002-2211-11072022	570-116499-88	PCB-156	<DL	
OA05-SD0002-2211FD-11072022	570-116499-108	PCB-156	3.6	200
OA05-SD0204-2211-11072022	570-116499-89	PCB-156	<DL	
OA05-SD0204-2211FD-11072022	570-116499-109	PCB-156	<DL	200
OA05-SD0406-2211-11072022	570-116499-90	PCB-156	2.1	

Field ID	Lab ID	Analyte	Result	RPD
OA05-SD0406-2211FD-11072022	570-116499-110	PCB-156	<DL	200
OA05-SD0608-2211-11072022	570-116499-91	PCB-156	9.8	
OA05-SD0608-2211FD-11072022	570-116499-111	PCB-156	5.6	-14
OA05-SD0812-2211-11072022	570-116499-92	PCB-156	<DL	
OA05-SD0812-2211FD-11072022	570-116499-112	PCB-156	9.8	200
OA05-SD1216-2211-11072022	570-116499-93	PCB-156	11	
OA05-SD1216-2211FD-11072022	570-116499-113	PCB-156	9.8	-3
OA05-SD1620-2211-11072022	570-116499-94	PCB-156	<DL	
OA05-SD1620-2211FD-11072022	570-116499-114	PCB-156	11	200
OA05-SD2024-2211-11072022	570-116499-95	PCB-156	<DL	
OA05-SD2024-2211FD-11072022	570-116499-115	PCB-156	<DL	200
OA05-SD2428-2211-11072022	570-116499-96	PCB-156	33	
OA05-SD2428-2211FD-11072022	570-116499-116	PCB-156	51	11
OA05-SD2832-2211-11072022	570-116499-97	PCB-156	40	
OA05-SD2832-2211FD-11072022	570-116499-117	PCB-156	58	9
OA05-SD3236-2211-11072022	570-116499-98	PCB-156	130	
OA05-SD3236-2211FD-11072022	570-116499-118	PCB-156	64	-17
OA05-SD3640-2211-11072022	570-116499-99	PCB-156	45	
OA05-SD3640-2211FD-11072022	570-116499-119	PCB-156	76	13
OA05-SD4044-2211-11072022	570-116499-100	PCB-156	53	
OA05-SD4044-2211FD-11072022	570-116499-120	PCB-156	70	7
OA05-SD4448-2211-11072022	570-116499-101	PCB-156	35	
OA05-SD4448-2211FD-11072022	570-116499-121	PCB-156	48	8
OA05-SD4852-2211-11072022	570-116499-102	PCB-156	33	
OA05-SD4852-2211FD-11072022	570-116499-122	PCB-156	12	-23
OA05-SD5256-2211-11072022	570-116499-103	PCB-156	3.9	
OA05-SD5256-2211FD-11072022	570-116499-123	PCB-156	22	35

Field ID	Lab ID	Analyte	Result	RPD
OA05-SD5660-2211-11072022	570-116499-104	PCB-156	2.5	
OA05-SD5660-2211FD-11072022	570-116499-124	PCB-156	<DL	200
OA05-SD2024-2211-11072022	570-116499-95	PCB-157	<DL	
OA05-SD2024-2211FD-11072022	570-116499-115	PCB-157	31	200
OA05-SD0002-2211-11072022	570-116499-88	PCB-170	<DL	
OA05-SD0002-2211FD-11072022	570-116499-108	PCB-170	7.9	200
OA05-SD0204-2211-11072022	570-116499-89	PCB-170	7.3	
OA05-SD0204-2211FD-11072022	570-116499-109	PCB-170	<DL	200
OA05-SD0406-2211-11072022	570-116499-90	PCB-170	27	
OA05-SD0406-2211FD-11072022	570-116499-110	PCB-170	9.4	-24
OA05-SD0608-2211-11072022	570-116499-91	PCB-170	7.4	
OA05-SD0608-2211FD-11072022	570-116499-111	PCB-170	11	10
OA05-SD0812-2211-11072022	570-116499-92	PCB-170	11	
OA05-SD0812-2211FD-11072022	570-116499-112	PCB-170	14	6
OA05-SD1216-2211-11072022	570-116499-93	PCB-170	15	
OA05-SD1216-2211FD-11072022	570-116499-113	PCB-170	20	7
OA05-SD1620-2211-11072022	570-116499-94	PCB-170	16	
OA05-SD1620-2211FD-11072022	570-116499-114	PCB-170	16	0
OA05-SD2024-2211-11072022	570-116499-95	PCB-170	49	
OA05-SD2024-2211FD-11072022	570-116499-115	PCB-170	50	1
OA05-SD2428-2211-11072022	570-116499-96	PCB-170	67	
OA05-SD2428-2211FD-11072022	570-116499-116	PCB-170	73	2
OA05-SD2832-2211-11072022	570-116499-97	PCB-170	66	
OA05-SD2832-2211FD-11072022	570-116499-117	PCB-170	110	13
OA05-SD3236-2211-11072022	570-116499-98	PCB-170	230	
OA05-SD3236-2211FD-11072022	570-116499-118	PCB-170	150	-11
OA05-SD3640-2211-11072022	570-116499-99	PCB-170	86	
OA05-SD3640-2211FD-11072022	570-116499-119	PCB-170	160	15
OA05-SD4044-2211-11072022	570-116499-100	PCB-170	110	

Field ID	Lab ID	Analyte	Result	RPD
OA05-SD4044-2211FD-11072022	570-116499-120	PCB-170	130	4
OA05-SD4448-2211-11072022	570-116499-101	PCB-170	110	
OA05-SD4448-2211FD-11072022	570-116499-121	PCB-170	100	-2
OA05-SD4852-2211-11072022	570-116499-102	PCB-170	81	
OA05-SD4852-2211FD-11072022	570-116499-122	PCB-170	28	-24
OA05-SD5256-2211-11072022	570-116499-103	PCB-170	21	
OA05-SD5256-2211FD-11072022	570-116499-123	PCB-170	20	-1
OA05-SD5660-2211-11072022	570-116499-104	PCB-170	6.0	
OA05-SD5660-2211FD-11072022	570-116499-124	PCB-170	<DL	200
OA05-SD6064-2211-11072022	570-116499-105	PCB-170	1.2	
OA05-SD6064-2211FD-11072022	570-116499-125	PCB-170	<DL	200
OA05-SD6872-2211-11072022	570-116499-107	PCB-170	4.1	
OA05-SD6872-2211FD-11072022	570-116499-127	PCB-170	<DL	200
OA05-SD0002-2211-11072022	570-116499-88	PCB-177	<DL	
OA05-SD0002-2211FD-11072022	570-116499-108	PCB-177	3.3	200
OA05-SD0204-2211-11072022	570-116499-89	PCB-177	2.8	
OA05-SD0204-2211FD-11072022	570-116499-109	PCB-177	<DL	200
OA05-SD0406-2211-11072022	570-116499-90	PCB-177	8.2	
OA05-SD0406-2211FD-11072022	570-116499-110	PCB-177	4.5	-15
OA05-SD0608-2211-11072022	570-116499-91	PCB-177	4.0	
OA05-SD0608-2211FD-11072022	570-116499-111	PCB-177	4.2	1
OA05-SD0812-2211-11072022	570-116499-92	PCB-177	3.7	
OA05-SD0812-2211FD-11072022	570-116499-112	PCB-177	5.9	11
OA05-SD1216-2211-11072022	570-116499-93	PCB-177	4.3	
OA05-SD1216-2211FD-11072022	570-116499-113	PCB-177	8.5	16
OA05-SD1620-2211-11072022	570-116499-94	PCB-177	5.3	

Field ID	Lab ID	Analyte	Result	RPD
OA05-SD1620-2211FD-11072022	570-116499-114	PCB-177	6.0	3
OA05-SD2024-2211-11072022	570-116499-95	PCB-177	14	
OA05-SD2024-2211FD-11072022	570-116499-115	PCB-177	17	5
OA05-SD2428-2211-11072022	570-116499-96	PCB-177	26	
OA05-SD2428-2211FD-11072022	570-116499-116	PCB-177	26	0
OA05-SD2832-2211-11072022	570-116499-97	PCB-177	26	
OA05-SD2832-2211FD-11072022	570-116499-117	PCB-177	43	12
OA05-SD3236-2211-11072022	570-116499-98	PCB-177	61	
OA05-SD3236-2211FD-11072022	570-116499-118	PCB-177	47	-6
OA05-SD3640-2211-11072022	570-116499-99	PCB-177	29	
OA05-SD3640-2211FD-11072022	570-116499-119	PCB-177	50	13
OA05-SD4044-2211-11072022	570-116499-100	PCB-177	39	
OA05-SD4044-2211FD-11072022	570-116499-120	PCB-177	67	13
OA05-SD4448-2211-11072022	570-116499-101	PCB-177	39	
OA05-SD4448-2211FD-11072022	570-116499-121	PCB-177	38	-1
OA05-SD4852-2211-11072022	570-116499-102	PCB-177	31	
OA05-SD4852-2211FD-11072022	570-116499-122	PCB-177	7.5	-31
OA05-SD5256-2211-11072022	570-116499-103	PCB-177	6.0	
OA05-SD5256-2211FD-11072022	570-116499-123	PCB-177	11	15
OA05-SD5660-2211-11072022	570-116499-104	PCB-177	2.3	
OA05-SD5660-2211FD-11072022	570-116499-124	PCB-177	<DL	200
OA05-SD6064-2211-11072022	570-116499-105	PCB-177	0.32	
OA05-SD6064-2211FD-11072022	570-116499-125	PCB-177	<DL	200
OA05-SD6872-2211-11072022	570-116499-107	PCB-177	2.0	
OA05-SD6872-2211FD-11072022	570-116499-127	PCB-177	<DL	200
OA05-SD0406-2211-11072022	570-116499-90	PCB-18	4.7	

Field ID	Lab ID	Analyte	Result	RPD
OA05-SD0406-2211FD-11072022	570-116499-110	PCB-18	6.7	9
OA05-SD0608-2211-11072022	570-116499-91	PCB-18	12	
OA05-SD0608-2211FD-11072022	570-116499-111	PCB-18	4.4	-23
OA05-SD0812-2211-11072022	570-116499-92	PCB-18	<DL	
OA05-SD0812-2211FD-11072022	570-116499-112	PCB-18	16	200
OA05-SD1216-2211-11072022	570-116499-93	PCB-18	13	
OA05-SD1216-2211FD-11072022	570-116499-113	PCB-18	<DL	200
OA05-SD2428-2211-11072022	570-116499-96	PCB-18	68	
OA05-SD2428-2211FD-11072022	570-116499-116	PCB-18	130	16
OA05-SD2832-2211-11072022	570-116499-97	PCB-18	160	
OA05-SD2832-2211FD-11072022	570-116499-117	PCB-18	460	24
OA05-SD3236-2211-11072022	570-116499-98	PCB-18	<DL	
OA05-SD3236-2211FD-11072022	570-116499-118	PCB-18	520	200
OA05-SD3640-2211-11072022	570-116499-99	PCB-18	220	
OA05-SD3640-2211FD-11072022	570-116499-119	PCB-18	440	17
OA05-SD4044-2211-11072022	570-116499-100	PCB-18	160	
OA05-SD4044-2211FD-11072022	570-116499-120	PCB-18	150	-2
OA05-SD4448-2211-11072022	570-116499-101	PCB-18	140	
OA05-SD4448-2211FD-11072022	570-116499-121	PCB-18	100	-8
OA05-SD4852-2211-11072022	570-116499-102	PCB-18	85	
OA05-SD4852-2211FD-11072022	570-116499-122	PCB-18	39	-19
OA05-SD5256-2211-11072022	570-116499-103	PCB-18	6.1	
OA05-SD5256-2211FD-11072022	570-116499-123	PCB-18	41	37
OA05-SD5660-2211-11072022	570-116499-104	PCB-18	6.8	
OA05-SD5660-2211FD-11072022	570-116499-124	PCB-18	4.9	-8
OA05-SD6064-2211-11072022	570-116499-105	PCB-18	1.1	

Field ID	Lab ID	Analyte	Result	RPD
OA05-SD6064-2211FD-11072022	570-116499-125	PCB-18	<DL	200
OA05-SD6468-2211-11072022	570-116499-106	PCB-18	1.0	
OA05-SD6468-2211FD-11072022	570-116499-126	PCB-18	<DL	200
OA05-SD6872-2211-11072022	570-116499-107	PCB-18	3.5	
OA05-SD6872-2211FD-11072022	570-116499-127	PCB-18	2.0	-14
OA05-SD0002-2211-11072022	570-116499-88	PCB-180	11	
OA05-SD0002-2211FD-11072022	570-116499-108	PCB-180	16	9
OA05-SD0204-2211-11072022	570-116499-89	PCB-180	11	
OA05-SD0204-2211FD-11072022	570-116499-109	PCB-180	17	11
OA05-SD0406-2211-11072022	570-116499-90	PCB-180	49	
OA05-SD0406-2211FD-11072022	570-116499-110	PCB-180	17	-24
OA05-SD0608-2211-11072022	570-116499-91	PCB-180	15	
OA05-SD0608-2211FD-11072022	570-116499-111	PCB-180	21	8
OA05-SD0812-2211-11072022	570-116499-92	PCB-180	21	
OA05-SD0812-2211FD-11072022	570-116499-112	PCB-180	32	10
OA05-SD1216-2211-11072022	570-116499-93	PCB-180	32	
OA05-SD1216-2211FD-11072022	570-116499-113	PCB-180	36	3
OA05-SD1620-2211-11072022	570-116499-94	PCB-180	34	
OA05-SD1620-2211FD-11072022	570-116499-114	PCB-180	37	2
OA05-SD2024-2211-11072022	570-116499-95	PCB-180	66	
OA05-SD2024-2211FD-11072022	570-116499-115	PCB-180	100	10
OA05-SD2428-2211-11072022	570-116499-96	PCB-180	160	
OA05-SD2428-2211FD-11072022	570-116499-116	PCB-180	120	-7
OA05-SD2832-2211-11072022	570-116499-97	PCB-180	110	
OA05-SD2832-2211FD-11072022	570-116499-117	PCB-180	180	12
OA05-SD3236-2211-11072022	570-116499-98	PCB-180	280	
OA05-SD3236-2211FD-11072022	570-116499-118	PCB-180	220	-6
OA05-SD3640-2211-11072022	570-116499-99	PCB-180	160	
OA05-SD3640-2211FD-11072022	570-116499-119	PCB-180	290	14

Field ID	Lab ID	Analyte	Result	RPD
OA05-SD4044-2211-11072022	570-116499-100	PCB-180	210	
OA05-SD4044-2211FD-11072022	570-116499-120	PCB-180	300	9
OA05-SD4448-2211-11072022	570-116499-101	PCB-180	190	
OA05-SD4448-2211FD-11072022	570-116499-121	PCB-180	200	1
OA05-SD4852-2211-11072022	570-116499-102	PCB-180	170	
OA05-SD4852-2211FD-11072022	570-116499-122	PCB-180	44	-29
OA05-SD5256-2211-11072022	570-116499-103	PCB-180	23	
OA05-SD5256-2211FD-11072022	570-116499-123	PCB-180	40	13
OA05-SD5660-2211-11072022	570-116499-104	PCB-180	9.6	
OA05-SD5660-2211FD-11072022	570-116499-124	PCB-180	4.6	-18
OA05-SD6064-2211-11072022	570-116499-105	PCB-180	0.87	
OA05-SD6064-2211FD-11072022	570-116499-125	PCB-180	<DL	200
OA05-SD6468-2211-11072022	570-116499-106	PCB-180	0.47	
OA05-SD6468-2211FD-11072022	570-116499-126	PCB-180	0.61	6
OA05-SD6872-2211-11072022	570-116499-107	PCB-180	6.0	
OA05-SD6872-2211FD-11072022	570-116499-127	PCB-180	2.5	-21
OA05-SD0002-2211-11072022	570-116499-88	PCB-183	4.1	
OA05-SD0002-2211FD-11072022	570-116499-108	PCB-183	4.1	0
OA05-SD0204-2211-11072022	570-116499-89	PCB-183	3.5	
OA05-SD0204-2211FD-11072022	570-116499-109	PCB-183	<DL	200
OA05-SD0406-2211-11072022	570-116499-90	PCB-183	9.5	
OA05-SD0406-2211FD-11072022	570-116499-110	PCB-183	3.8	-21
OA05-SD0608-2211-11072022	570-116499-91	PCB-183	4.1	
OA05-SD0608-2211FD-11072022	570-116499-111	PCB-183	4.7	3
OA05-SD0812-2211-11072022	570-116499-92	PCB-183	3.8	

Field ID	Lab ID	Analyte	Result	RPD
OA05-SD0812-2211FD-11072022	570-116499-112	PCB-183	6.4	13
OA05-SD1216-2211-11072022	570-116499-93	PCB-183	6.6	
OA05-SD1216-2211FD-11072022	570-116499-113	PCB-183	8.6	7
OA05-SD1620-2211-11072022	570-116499-94	PCB-183	8.5	
OA05-SD1620-2211FD-11072022	570-116499-114	PCB-183	17	17
OA05-SD2024-2211-11072022	570-116499-95	PCB-183	17	
OA05-SD2024-2211FD-11072022	570-116499-115	PCB-183	41	21
OA05-SD2428-2211-11072022	570-116499-96	PCB-183	31	
OA05-SD2428-2211FD-11072022	570-116499-116	PCB-183	26	-4
OA05-SD2832-2211-11072022	570-116499-97	PCB-183	<DL	
OA05-SD2832-2211FD-11072022	570-116499-117	PCB-183	36	200
OA05-SD3236-2211-11072022	570-116499-98	PCB-183	110	
OA05-SD3236-2211FD-11072022	570-116499-118	PCB-183	48	-20
OA05-SD3640-2211-11072022	570-116499-99	PCB-183	73	
OA05-SD3640-2211FD-11072022	570-116499-119	PCB-183	53	-8
OA05-SD4044-2211-11072022	570-116499-100	PCB-183	42	
OA05-SD4044-2211FD-11072022	570-116499-120	PCB-183	69	12
OA05-SD4448-2211-11072022	570-116499-101	PCB-183	39	
OA05-SD4448-2211FD-11072022	570-116499-121	PCB-183	45	4
OA05-SD4852-2211-11072022	570-116499-102	PCB-183	35	
OA05-SD4852-2211FD-11072022	570-116499-122	PCB-183	11	-26
OA05-SD5256-2211-11072022	570-116499-103	PCB-183	6.8	
OA05-SD5256-2211FD-11072022	570-116499-123	PCB-183	9.6	9
OA05-SD5660-2211-11072022	570-116499-104	PCB-183	2.2	
OA05-SD5660-2211FD-11072022	570-116499-124	PCB-183	1.9	-4
OA05-SD0002-2211-11072022	570-116499-88	PCB-187	5.7	
OA05-SD0002-2211FD-11072022	570-116499-108	PCB-187	9.3	12

Field ID	Lab ID	Analyte	Result	RPD
OA05-SD0204-2211-11072022	570-116499-89	PCB-187	5.2	
OA05-SD0204-2211FD-11072022	570-116499-109	PCB-187	9.7	15
OA05-SD0406-2211-11072022	570-116499-90	PCB-187	20	
OA05-SD0406-2211FD-11072022	570-116499-110	PCB-187	7.3	-23
OA05-SD0608-2211-11072022	570-116499-91	PCB-187	8.9	
OA05-SD0608-2211FD-11072022	570-116499-111	PCB-187	9.2	1
OA05-SD0812-2211-11072022	570-116499-92	PCB-187	9.1	
OA05-SD0812-2211FD-11072022	570-116499-112	PCB-187	14	11
OA05-SD1216-2211-11072022	570-116499-93	PCB-187	13	
OA05-SD1216-2211FD-11072022	570-116499-113	PCB-187	20	11
OA05-SD1620-2211-11072022	570-116499-94	PCB-187	17	
OA05-SD1620-2211FD-11072022	570-116499-114	PCB-187	<DL	200
OA05-SD2024-2211-11072022	570-116499-95	PCB-187	28	
OA05-SD2024-2211FD-11072022	570-116499-115	PCB-187	<DL	200
OA05-SD2428-2211-11072022	570-116499-96	PCB-187	71	
OA05-SD2428-2211FD-11072022	570-116499-116	PCB-187	52	-8
OA05-SD2832-2211-11072022	570-116499-97	PCB-187	49	
OA05-SD2832-2211FD-11072022	570-116499-117	PCB-187	76	11
OA05-SD3236-2211-11072022	570-116499-98	PCB-187	<DL	
OA05-SD3236-2211FD-11072022	570-116499-118	PCB-187	110	200
OA05-SD3640-2211-11072022	570-116499-99	PCB-187	11	
OA05-SD3640-2211FD-11072022	570-116499-119	PCB-187	110	41
OA05-SD4044-2211-11072022	570-116499-100	PCB-187	79	
OA05-SD4044-2211FD-11072022	570-116499-120	PCB-187	150	16
OA05-SD4448-2211-11072022	570-116499-101	PCB-187	78	
OA05-SD4448-2211FD-11072022	570-116499-121	PCB-187	85	2
OA05-SD4852-2211-11072022	570-116499-102	PCB-187	70	
OA05-SD4852-2211FD-11072022	570-116499-122	PCB-187	21	-27

Field ID	Lab ID	Analyte	Result	RPD
OA05-SD5256-2211-11072022	570-116499-103	PCB-187	13	
OA05-SD5256-2211FD-11072022	570-116499-123	PCB-187	18	8
OA05-SD5660-2211-11072022	570-116499-104	PCB-187	5.0	
OA05-SD5660-2211FD-11072022	570-116499-124	PCB-187	3.4	-10
OA05-SD6064-2211-11072022	570-116499-105	PCB-187	0.42	
OA05-SD6064-2211FD-11072022	570-116499-125	PCB-187	<DL	200
OA05-SD6468-2211-11072022	570-116499-106	PCB-187	0.18	
OA05-SD6468-2211FD-11072022	570-116499-126	PCB-187	<DL	200
OA05-SD6872-2211-11072022	570-116499-107	PCB-187	2.9	
OA05-SD6872-2211FD-11072022	570-116499-127	PCB-187	1.2	-21
OA05-SD0002-2211-11072022	570-116499-88	PCB-194	<DL	
OA05-SD0002-2211FD-11072022	570-116499-108	PCB-194	2.6	200
OA05-SD0406-2211-11072022	570-116499-90	PCB-194	15	
OA05-SD0406-2211FD-11072022	570-116499-110	PCB-194	<DL	200
OA05-SD0608-2211-11072022	570-116499-91	PCB-194	<DL	
OA05-SD0608-2211FD-11072022	570-116499-111	PCB-194	4.7	200
OA05-SD0812-2211-11072022	570-116499-92	PCB-194	6.6	
OA05-SD0812-2211FD-11072022	570-116499-112	PCB-194	7.9	4
OA05-SD1216-2211-11072022	570-116499-93	PCB-194	12	
OA05-SD1216-2211FD-11072022	570-116499-113	PCB-194	9.6	-6
OA05-SD2428-2211-11072022	570-116499-96	PCB-194	26	
OA05-SD2428-2211FD-11072022	570-116499-116	PCB-194	<DL	200
OA05-SD2832-2211-11072022	570-116499-97	PCB-194	<DL	
OA05-SD2832-2211FD-11072022	570-116499-117	PCB-194	44	200
OA05-SD3236-2211-11072022	570-116499-98	PCB-194	65	
OA05-SD3236-2211FD-11072022	570-116499-118	PCB-194	54	-5
OA05-SD3640-2211-11072022	570-116499-99	PCB-194	46	

Field ID	Lab ID	Analyte	Result	RPD
OA05-SD3640-2211FD-11072022	570-116499-119	PCB-194	82	14
OA05-SD4044-2211-11072022	570-116499-100	PCB-194	53	
OA05-SD4044-2211FD-11072022	570-116499-120	PCB-194	59	3
OA05-SD4448-2211-11072022	570-116499-101	PCB-194	48	
OA05-SD4448-2211FD-11072022	570-116499-121	PCB-194	43	-3
OA05-SD4852-2211-11072022	570-116499-102	PCB-194	41	
OA05-SD4852-2211FD-11072022	570-116499-122	PCB-194	<DL	200
OA05-SD5256-2211-11072022	570-116499-103	PCB-194	15	
OA05-SD5256-2211FD-11072022	570-116499-123	PCB-194	16	2
OA05-SD5660-2211-11072022	570-116499-104	PCB-194	3.1	
OA05-SD5660-2211FD-11072022	570-116499-124	PCB-194	<DL	200
OA05-SD6468-2211FD-11072022	570-116499-126	PCB-194	<DL	200
OA05-SD6872-2211-11072022	570-116499-107	PCB-194	2.4	
OA05-SD6872-2211FD-11072022	570-116499-127	PCB-194	<DL	200
OA05-SD0204-2211-11072022	570-116499-89	PCB-195	<DL	
OA05-SD0204-2211FD-11072022	570-116499-109	PCB-195	<DL	200
OA05-SD0406-2211-11072022	570-116499-90	PCB-195	6.1	
OA05-SD0406-2211FD-11072022	570-116499-110	PCB-195	<DL	200
OA05-SD4044-2211-11072022	570-116499-100	PCB-195	24	
OA05-SD4044-2211FD-11072022	570-116499-120	PCB-195	24	0
OA05-SD4448-2211-11072022	570-116499-101	PCB-195	19	
OA05-SD4448-2211FD-11072022	570-116499-121	PCB-195	20	1
OA05-SD4852-2211-11072022	570-116499-102	PCB-195	25	
OA05-SD4852-2211FD-11072022	570-116499-122	PCB-195	<DL	200

Field ID	Lab ID	Analyte	Result	RPD
OA05-SD0002-2211-11072022	570-116499-88	PCB-201	<DL	
OA05-SD0002-2211FD-11072022	570-116499-108	PCB-201	1.2	200
OA05-SD0406-2211-11072022	570-116499-90	PCB-201	2.0	
OA05-SD0406-2211FD-11072022	570-116499-110	PCB-201	<DL	200
OA05-SD2832-2211-11072022	570-116499-97	PCB-201	<DL	
OA05-SD2832-2211FD-11072022	570-116499-117	PCB-201	8.9	200
OA05-SD3236-2211-11072022	570-116499-98	PCB-201	15	
OA05-SD3236-2211FD-11072022	570-116499-118	PCB-201	26	13
OA05-SD3640-2211-11072022	570-116499-99	PCB-201	<DL	
OA05-SD3640-2211FD-11072022	570-116499-119	PCB-201	<DL	200
OA05-SD4044-2211-11072022	570-116499-100	PCB-201	8.7	
OA05-SD4044-2211FD-11072022	570-116499-120	PCB-201	14	12
OA05-SD4448-2211-11072022	570-116499-101	PCB-201	8.7	
OA05-SD4448-2211FD-11072022	570-116499-121	PCB-201	<DL	200
OA05-SD4852-2211-11072022	570-116499-102	PCB-201	8.4	
OA05-SD4852-2211FD-11072022	570-116499-122	PCB-201	<DL	200
OA05-SD0002-2211-11072022	570-116499-88	PCB-203	<DL	
OA05-SD0002-2211FD-11072022	570-116499-108	PCB-203	4.6	200
OA05-SD0204-2211-11072022	570-116499-89	PCB-203	<DL	
OA05-SD0204-2211FD-11072022	570-116499-109	PCB-203	<DL	200
OA05-SD0406-2211-11072022	570-116499-90	PCB-203	20	
OA05-SD0406-2211FD-11072022	570-116499-110	PCB-203	5.7	-28
OA05-SD0608-2211-11072022	570-116499-91	PCB-203	<DL	
OA05-SD0608-2211FD-11072022	570-116499-111	PCB-203	3.4	200
OA05-SD0812-2211-11072022	570-116499-92	PCB-203	5.8	
OA05-SD0812-2211FD-11072022	570-116499-112	PCB-203	4.8	-5
OA05-SD1216-2211-11072022	570-116499-93	PCB-203	7.5	
OA05-SD1216-2211FD-11072022	570-116499-113	PCB-203	5.4	-8
OA05-SD1620-2211-11072022	570-116499-94	PCB-203	9.6	

Field ID	Lab ID	Analyte	Result	RPD
OA05-SD1620-2211FD-11072022	570-116499-114	PCB-203	14	9
OA05-SD2024-2211-11072022	570-116499-95	PCB-203	17	
OA05-SD2024-2211FD-11072022	570-116499-115	PCB-203	44	22
OA05-SD2428-2211-11072022	570-116499-96	PCB-203	46	
OA05-SD2428-2211FD-11072022	570-116499-116	PCB-203	33	-8
OA05-SD2832-2211-11072022	570-116499-97	PCB-203	29	
OA05-SD2832-2211FD-11072022	570-116499-117	PCB-203	49	13
OA05-SD3236-2211-11072022	570-116499-98	PCB-203	130	
OA05-SD3236-2211FD-11072022	570-116499-118	PCB-203	62	-18
OA05-SD3640-2211-11072022	570-116499-99	PCB-203	34	
OA05-SD3640-2211FD-11072022	570-116499-119	PCB-203	68	17
OA05-SD4044-2211-11072022	570-116499-100	PCB-203	47	
OA05-SD4044-2211FD-11072022	570-116499-120	PCB-203	69	9
OA05-SD4448-2211-11072022	570-116499-101	PCB-203	42	
OA05-SD4448-2211FD-11072022	570-116499-121	PCB-203	53	6
OA05-SD4852-2211-11072022	570-116499-102	PCB-203	38	
OA05-SD4852-2211FD-11072022	570-116499-122	PCB-203	9.1	-31
OA05-SD5256-2211-11072022	570-116499-103	PCB-203	4.6	
OA05-SD5256-2211FD-11072022	570-116499-123	PCB-203	8.3	14
OA05-SD5660-2211-11072022	570-116499-104	PCB-203	2.7	
OA05-SD5660-2211FD-11072022	570-116499-124	PCB-203	<DL	200
OA05-SD6872-2211-11072022	570-116499-107	PCB-203	2.0	
OA05-SD6872-2211FD-11072022	570-116499-127	PCB-203	<DL	200
OA05-SD0002-2211-11072022	570-116499-88	PCB-206	<DL	
OA05-SD0002-2211FD-11072022	570-116499-108	PCB-206	2.2	200
OA05-SD0406-2211-11072022	570-116499-90	PCB-206	6.6	

Field ID	Lab ID	Analyte	Result	RPD
OA05-SD0406-2211FD-11072022	570-116499-110	PCB-206	<DL	200
OA05-SD0608-2211-11072022	570-116499-91	PCB-206	4.9	
OA05-SD0608-2211FD-11072022	570-116499-111	PCB-206	2.6	-15
OA05-SD0812-2211-11072022	570-116499-92	PCB-206	3.7	
OA05-SD0812-2211FD-11072022	570-116499-112	PCB-206	3.6	-1
OA05-SD1216-2211-11072022	570-116499-93	PCB-206	9.3	
OA05-SD1216-2211FD-11072022	570-116499-113	PCB-206	6.8	-8
OA05-SD1620-2211-11072022	570-116499-94	PCB-206	11	
OA05-SD1620-2211FD-11072022	570-116499-114	PCB-206	<DL	200
OA05-SD2024-2211-11072022	570-116499-95	PCB-206	14	
OA05-SD2024-2211FD-11072022	570-116499-115	PCB-206	<DL	200
OA05-SD2428-2211-11072022	570-116499-96	PCB-206	29	
OA05-SD2428-2211FD-11072022	570-116499-116	PCB-206	<DL	200
OA05-SD2832-2211-11072022	570-116499-97	PCB-206	27	
OA05-SD2832-2211FD-11072022	570-116499-117	PCB-206	25	-2
OA05-SD3236-2211-11072022	570-116499-98	PCB-206	54	
OA05-SD3236-2211FD-11072022	570-116499-118	PCB-206	76	8
OA05-SD3640-2211-11072022	570-116499-99	PCB-206	35	
OA05-SD3640-2211FD-11072022	570-116499-119	PCB-206	80	20
OA05-SD4044-2211-11072022	570-116499-100	PCB-206	51	
OA05-SD4044-2211FD-11072022	570-116499-120	PCB-206	57	3
OA05-SD4448-2211-11072022	570-116499-101	PCB-206	27	
OA05-SD4448-2211FD-11072022	570-116499-121	PCB-206	24	-3
OA05-SD4852-2211-11072022	570-116499-102	PCB-206	33	
OA05-SD4852-2211FD-11072022	570-116499-122	PCB-206	<DL	200
OA05-SD5256-2211-11072022	570-116499-103	PCB-206	<DL	
OA05-SD5256-2211FD-11072022	570-116499-123	PCB-206	10	200

Field ID	Lab ID	Analyte	Result	RPD
OA05-SD5660-2211-11072022	570-116499-104	PCB-206	1.3	
OA05-SD5660-2211FD-11072022	570-116499-124	PCB-206	<DL	200
OA05-SD0002-2211-11072022	570-116499-88	PCB-28	8.9	
OA05-SD0002-2211FD-11072022	570-116499-108	PCB-28	9.6	2
OA05-SD0204-2211-11072022	570-116499-89	PCB-28	8.1	
OA05-SD0204-2211FD-11072022	570-116499-109	PCB-28	13	12
OA05-SD0406-2211-11072022	570-116499-90	PCB-28	9.4	
OA05-SD0406-2211FD-11072022	570-116499-110	PCB-28	13	8
OA05-SD0608-2211-11072022	570-116499-91	PCB-28	21	
OA05-SD0608-2211FD-11072022	570-116499-111	PCB-28	13	-12
OA05-SD0812-2211-11072022	570-116499-92	PCB-28	<DL	
OA05-SD0812-2211FD-11072022	570-116499-112	PCB-28	15	200
OA05-SD1216-2211-11072022	570-116499-93	PCB-28	46	
OA05-SD1216-2211FD-11072022	570-116499-113	PCB-28	14	-27
OA05-SD1620-2211-11072022	570-116499-94	PCB-28	<DL	
OA05-SD1620-2211FD-11072022	570-116499-114	PCB-28	24	200
OA05-SD2024-2211-11072022	570-116499-95	PCB-28	71	
OA05-SD2024-2211FD-11072022	570-116499-115	PCB-28	48	-10
OA05-SD2428-2211-11072022	570-116499-96	PCB-28	100	
OA05-SD2428-2211FD-11072022	570-116499-116	PCB-28	190	16
OA05-SD2832-2211-11072022	570-116499-97	PCB-28	200	
OA05-SD2832-2211FD-11072022	570-116499-117	PCB-28	510	22
OA05-SD3236-2211-11072022	570-116499-98	PCB-28	2200	
OA05-SD3236-2211FD-11072022	570-116499-118	PCB-28	710	-26
OA05-SD3640-2211-11072022	570-116499-99	PCB-28	240	
OA05-SD3640-2211FD-11072022	570-116499-119	PCB-28	450	15
OA05-SD4044-2211-11072022	570-116499-100	PCB-28	220	
OA05-SD4044-2211FD-11072022	570-116499-120	PCB-28	170	-6
OA05-SD4448-2211-11072022	570-116499-101	PCB-28	150	

Field ID	Lab ID	Analyte	Result	RPD
OA05-SD4448-2211FD-11072022	570-116499-121	PCB-28	130	-4
OA05-SD4852-2211-11072022	570-116499-102	PCB-28	82	
OA05-SD4852-2211FD-11072022	570-116499-122	PCB-28	49	-13
OA05-SD5256-2211-11072022	570-116499-103	PCB-28	12	
OA05-SD5256-2211FD-11072022	570-116499-123	PCB-28	50	31
OA05-SD5660-2211-11072022	570-116499-104	PCB-28	10	
OA05-SD5660-2211FD-11072022	570-116499-124	PCB-28	8.3	-5
OA05-SD6064-2211-11072022	570-116499-105	PCB-28	1.3	
OA05-SD6064-2211FD-11072022	570-116499-125	PCB-28	<DL	200
OA05-SD6468-2211-11072022	570-116499-106	PCB-28	1.1	
OA05-SD6468-2211FD-11072022	570-116499-126	PCB-28	0.95	-4
OA05-SD6872-2211-11072022	570-116499-107	PCB-28	5.7	
OA05-SD6872-2211FD-11072022	570-116499-127	PCB-28	2.7	-18
OA05-SD0002-2211-11072022	570-116499-88	PCB-31	11	
OA05-SD0002-2211FD-11072022	570-116499-108	PCB-31	13	4
OA05-SD0204-2211-11072022	570-116499-89	PCB-31	12	
OA05-SD0204-2211FD-11072022	570-116499-109	PCB-31	27	19
OA05-SD0406-2211-11072022	570-116499-90	PCB-31	12	
OA05-SD0406-2211FD-11072022	570-116499-110	PCB-31	16	7
OA05-SD0608-2211-11072022	570-116499-91	PCB-31	13	
OA05-SD0608-2211FD-11072022	570-116499-111	PCB-31	13	0
OA05-SD0812-2211-11072022	570-116499-92	PCB-31	<DL	
OA05-SD0812-2211FD-11072022	570-116499-112	PCB-31	23	200
OA05-SD1216-2211-11072022	570-116499-93	PCB-31	38	
OA05-SD1216-2211FD-11072022	570-116499-113	PCB-31	36	-1
OA05-SD1620-2211-11072022	570-116499-94	PCB-31	<DL	

Field ID	Lab ID	Analyte	Result	RPD
OA05-SD1620-2211FD-11072022	570-116499-114	PCB-31	31	200
OA05-SD2024-2211-11072022	570-116499-95	PCB-31	63	
OA05-SD2024-2211FD-11072022	570-116499-115	PCB-31	<DL	200
OA05-SD2428-2211-11072022	570-116499-96	PCB-31	210	
OA05-SD2428-2211FD-11072022	570-116499-116	PCB-31	200	-1
OA05-SD2832-2211-11072022	570-116499-97	PCB-31	180	
OA05-SD2832-2211FD-11072022	570-116499-117	PCB-31	560	26
OA05-SD3236-2211-11072022	570-116499-98	PCB-31	1500	
OA05-SD3236-2211FD-11072022	570-116499-118	PCB-31	690	-18
OA05-SD3640-2211-11072022	570-116499-99	PCB-31	390	
OA05-SD3640-2211FD-11072022	570-116499-119	PCB-31	470	5
OA05-SD4044-2211-11072022	570-116499-100	PCB-31	280	
OA05-SD4044-2211FD-11072022	570-116499-120	PCB-31	170	-12
OA05-SD4448-2211-11072022	570-116499-101	PCB-31	190	
OA05-SD4448-2211FD-11072022	570-116499-121	PCB-31	140	-8
OA05-SD4852-2211-11072022	570-116499-102	PCB-31	120	
OA05-SD4852-2211FD-11072022	570-116499-122	PCB-31	44	-23
OA05-SD5256-2211-11072022	570-116499-103	PCB-31	15	
OA05-SD5256-2211FD-11072022	570-116499-123	PCB-31	44	25
OA05-SD5660-2211-11072022	570-116499-104	PCB-31	10	
OA05-SD5660-2211FD-11072022	570-116499-124	PCB-31	7.1	-8
OA05-SD6064-2211-11072022	570-116499-105	PCB-31	1.7	
OA05-SD6064-2211FD-11072022	570-116499-125	PCB-31	<DL	200
OA05-SD6468-2211-11072022	570-116499-106	PCB-31	1.1	
OA05-SD6468-2211FD-11072022	570-116499-126	PCB-31	0.74	-10

Field ID	Lab ID	Analyte	Result	RPD
OA05-SD6872-2211-11072022	570-116499-107	PCB-31	6.7	
OA05-SD6872-2211FD-11072022	570-116499-127	PCB-31	2.2	-25
OA05-SD1216-2211-11072022	570-116499-93	PCB-37	<DL	
OA05-SD1216-2211FD-11072022	570-116499-113	PCB-37	9.0	200
OA05-SD2428-2211-11072022	570-116499-96	PCB-37	<DL	
OA05-SD2428-2211FD-11072022	570-116499-116	PCB-37	120	200
OA05-SD2832-2211-11072022	570-116499-97	PCB-37	<DL	
OA05-SD2832-2211FD-11072022	570-116499-117	PCB-37	210	200
OA05-SD3236-2211-11072022	570-116499-98	PCB-37	260	
OA05-SD3236-2211FD-11072022	570-116499-118	PCB-37	290	3
OA05-SD3640-2211-11072022	570-116499-99	PCB-37	<DL	
OA05-SD3640-2211FD-11072022	570-116499-119	PCB-37	150	200
OA05-SD4044-2211-11072022	570-116499-100	PCB-37	96	
OA05-SD4044-2211FD-11072022	570-116499-120	PCB-37	<DL	200
OA05-SD4448-2211-11072022	570-116499-101	PCB-37	68	
OA05-SD4448-2211FD-11072022	570-116499-121	PCB-37	35	-16
OA05-SD4852-2211-11072022	570-116499-102	PCB-37	<DL	
OA05-SD4852-2211FD-11072022	570-116499-122	PCB-37	14	200
OA05-SD0002-2211-11072022	570-116499-88	PCB-44	16	
OA05-SD0002-2211FD-11072022	570-116499-108	PCB-44	18	3
OA05-SD0204-2211-11072022	570-116499-89	PCB-44	19	
OA05-SD0204-2211FD-11072022	570-116499-109	PCB-44	23	5
OA05-SD0406-2211-11072022	570-116499-90	PCB-44	19	
OA05-SD0406-2211FD-11072022	570-116499-110	PCB-44	23	5
OA05-SD0608-2211-11072022	570-116499-91	PCB-44	24	
OA05-SD0608-2211FD-11072022	570-116499-111	PCB-44	21	-3
OA05-SD0812-2211-11072022	570-116499-92	PCB-44	44	
OA05-SD0812-2211FD-11072022	570-116499-112	PCB-44	28	-11

Field ID	Lab ID	Analyte	Result	RPD
OA05-SD1216-2211-11072022	570-116499-93	PCB-44	52	
OA05-SD1216-2211FD-11072022	570-116499-113	PCB-44	42	-5
OA05-SD1620-2211-11072022	570-116499-94	PCB-44	110	
OA05-SD1620-2211FD-11072022	570-116499-114	PCB-44	72	-10
OA05-SD2024-2211-11072022	570-116499-95	PCB-44	140	
OA05-SD2024-2211FD-11072022	570-116499-115	PCB-44	89	-11
OA05-SD2428-2211-11072022	570-116499-96	PCB-44	180	
OA05-SD2428-2211FD-11072022	570-116499-116	PCB-44	290	12
OA05-SD2832-2211-11072022	570-116499-97	PCB-44	400	
OA05-SD2832-2211FD-11072022	570-116499-117	PCB-44	850	18
OA05-SD3236-2211-11072022	570-116499-98	PCB-44	1500	
OA05-SD3236-2211FD-11072022	570-116499-118	PCB-44	1100	-8
OA05-SD3640-2211-11072022	570-116499-99	PCB-44	440	
OA05-SD3640-2211FD-11072022	570-116499-119	PCB-44	790	14
OA05-SD4044-2211-11072022	570-116499-100	PCB-44	400	
OA05-SD4044-2211FD-11072022	570-116499-120	PCB-44	330	-5
OA05-SD4448-2211-11072022	570-116499-101	PCB-44	320	
OA05-SD4448-2211FD-11072022	570-116499-121	PCB-44	260	-5
OA05-SD4852-2211-11072022	570-116499-102	PCB-44	220	
OA05-SD4852-2211FD-11072022	570-116499-122	PCB-44	99	-19
OA05-SD5256-2211-11072022	570-116499-103	PCB-44	31	
OA05-SD5256-2211FD-11072022	570-116499-123	PCB-44	96	26
OA05-SD5660-2211-11072022	570-116499-104	PCB-44	19	
OA05-SD5660-2211FD-11072022	570-116499-124	PCB-44	11	-13
OA05-SD6064-2211-11072022	570-116499-105	PCB-44	2.4	
OA05-SD6064-2211FD-11072022	570-116499-125	PCB-44	1.5	-12

Field ID	Lab ID	Analyte	Result	RPD
OA05-SD6468-2211-11072022	570-116499-106	PCB-44	1.7	
OA05-SD6468-2211FD-11072022	570-116499-126	PCB-44	1.4	-5
OA05-SD6872-2211-11072022	570-116499-107	PCB-44	10	
OA05-SD6872-2211FD-11072022	570-116499-127	PCB-44	3.6	-24
OA05-SD0002-2211-11072022	570-116499-88	PCB-49	8.8	
OA05-SD0002-2211FD-11072022	570-116499-108	PCB-49	11	6
OA05-SD0204-2211-11072022	570-116499-89	PCB-49	12	
OA05-SD0204-2211FD-11072022	570-116499-109	PCB-49	14	4
OA05-SD0406-2211-11072022	570-116499-90	PCB-49	11	
OA05-SD0406-2211FD-11072022	570-116499-110	PCB-49	13	4
OA05-SD0608-2211-11072022	570-116499-91	PCB-49	20	
OA05-SD0608-2211FD-11072022	570-116499-111	PCB-49	13	-11
OA05-SD0812-2211-11072022	570-116499-92	PCB-49	20	
OA05-SD0812-2211FD-11072022	570-116499-112	PCB-49	18	-3
OA05-SD1216-2211-11072022	570-116499-93	PCB-49	53	
OA05-SD1216-2211FD-11072022	570-116499-113	PCB-49	24	-19
OA05-SD1620-2211-11072022	570-116499-94	PCB-49	46	
OA05-SD1620-2211FD-11072022	570-116499-114	PCB-49	24	-16
OA05-SD2024-2211-11072022	570-116499-95	PCB-49	63	
OA05-SD2024-2211FD-11072022	570-116499-115	PCB-49	45	-8
OA05-SD2428-2211-11072022	570-116499-96	PCB-49	110	
OA05-SD2428-2211FD-11072022	570-116499-116	PCB-49	170	11
OA05-SD2832-2211-11072022	570-116499-97	PCB-49	170	
OA05-SD2832-2211FD-11072022	570-116499-117	PCB-49	470	23
OA05-SD3236-2211-11072022	570-116499-98	PCB-49	1300	
OA05-SD3236-2211FD-11072022	570-116499-118	PCB-49	490	-23
OA05-SD3640-2211-11072022	570-116499-99	PCB-49	200	
OA05-SD3640-2211FD-11072022	570-116499-119	PCB-49	450	19
OA05-SD4044-2211-11072022	570-116499-100	PCB-49	180	

Field ID	Lab ID	Analyte	Result	RPD
OA05-SD4044-2211FD-11072022	570-116499-120	PCB-49	200	3
OA05-SD4448-2211-11072022	570-116499-101	PCB-49	130	
OA05-SD4448-2211FD-11072022	570-116499-121	PCB-49	140	2
OA05-SD4852-2211-11072022	570-116499-102	PCB-49	95	
OA05-SD4852-2211FD-11072022	570-116499-122	PCB-49	46	-17
OA05-SD5256-2211-11072022	570-116499-103	PCB-49	16	
OA05-SD5256-2211FD-11072022	570-116499-123	PCB-49	40	21
OA05-SD5660-2211-11072022	570-116499-104	PCB-49	9.8	
OA05-SD5660-2211FD-11072022	570-116499-124	PCB-49	6.5	-10
OA05-SD6064-2211-11072022	570-116499-105	PCB-49	1.2	
OA05-SD6064-2211FD-11072022	570-116499-125	PCB-49	1.3	2
OA05-SD6468-2211-11072022	570-116499-106	PCB-49	0.87	
OA05-SD6468-2211FD-11072022	570-116499-126	PCB-49	1.3	10
OA05-SD6872-2211-11072022	570-116499-107	PCB-49	7.2	
OA05-SD6872-2211FD-11072022	570-116499-127	PCB-49	2.5	-24
OA05-SD0002-2211-11072022	570-116499-88	PCB-5/8	<DL	
OA05-SD0002-2211FD-11072022	570-116499-108	PCB-5/8	2.7	200
OA05-SD0406-2211-11072022	570-116499-90	PCB-5/8	2.1	
OA05-SD0406-2211FD-11072022	570-116499-110	PCB-5/8	3.8	14
OA05-SD0608-2211-11072022	570-116499-91	PCB-5/8	3.2	
OA05-SD0608-2211FD-11072022	570-116499-111	PCB-5/8	1.8	-14
OA05-SD0812-2211-11072022	570-116499-92	PCB-5/8	5.6	
OA05-SD0812-2211FD-11072022	570-116499-112	PCB-5/8	2.0	-24
OA05-SD1216-2211-11072022	570-116499-93	PCB-5/8	4.9	
OA05-SD1216-2211FD-11072022	570-116499-113	PCB-5/8	2.6	-15
OA05-SD1620-2211-11072022	570-116499-94	PCB-5/8	<DL	

Field ID	Lab ID	Analyte	Result	RPD
OA05-SD1620-2211FD-11072022	570-116499-114	PCB-5/8	3.8	200
OA05-SD2024-2211-11072022	570-116499-95	PCB-5/8	<DL	
OA05-SD2024-2211FD-11072022	570-116499-115	PCB-5/8	7.3	200
OA05-SD2428-2211-11072022	570-116499-96	PCB-5/8	23	
OA05-SD2428-2211FD-11072022	570-116499-116	PCB-5/8	27	4
OA05-SD2832-2211-11072022	570-116499-97	PCB-5/8	24	
OA05-SD2832-2211FD-11072022	570-116499-117	PCB-5/8	68	24
OA05-SD3236-2211-11072022	570-116499-98	PCB-5/8	<DL	
OA05-SD3236-2211FD-11072022	570-116499-118	PCB-5/8	110	200
OA05-SD3640-2211-11072022	570-116499-99	PCB-5/8	39	
OA05-SD3640-2211FD-11072022	570-116499-119	PCB-5/8	48	5
OA05-SD4044-2211-11072022	570-116499-100	PCB-5/8	30	
OA05-SD4044-2211FD-11072022	570-116499-120	PCB-5/8	31	1
OA05-SD4448-2211-11072022	570-116499-101	PCB-5/8	26	
OA05-SD4448-2211FD-11072022	570-116499-121	PCB-5/8	14	-15
OA05-SD4852-2211-11072022	570-116499-102	PCB-5/8	13	
OA05-SD4852-2211FD-11072022	570-116499-122	PCB-5/8	6.6	-16
OA05-SD5256-2211-11072022	570-116499-103	PCB-5/8	<DL	
OA05-SD5256-2211FD-11072022	570-116499-123	PCB-5/8	5.1	200
OA05-SD5660-2211-11072022	570-116499-104	PCB-5/8	<DL	
OA05-SD5660-2211FD-11072022	570-116499-124	PCB-5/8	2.1	200
OA05-SD6064-2211-11072022	570-116499-105	PCB-5/8	0.50	
OA05-SD6064-2211FD-11072022	570-116499-125	PCB-5/8	<DL	200
OA05-SD6872-2211-11072022	570-116499-107	PCB-5/8	0.76	
OA05-SD6872-2211FD-11072022	570-116499-127	PCB-5/8	<DL	200
OA05-SD0002-2211-11072022	570-116499-88	PCB-52	19	

Field ID	Lab ID	Analyte	Result	RPD
OA05-SD0002-2211FD-11072022	570-116499-108	PCB-52	20	1
OA05-SD0204-2211-11072022	570-116499-89	PCB-52	19	
OA05-SD0204-2211FD-11072022	570-116499-109	PCB-52	30	11
OA05-SD0406-2211-11072022	570-116499-90	PCB-52	17	
OA05-SD0406-2211FD-11072022	570-116499-110	PCB-52	24	9
OA05-SD0608-2211-11072022	570-116499-91	PCB-52	33	
OA05-SD0608-2211FD-11072022	570-116499-111	PCB-52	23	-9
OA05-SD0812-2211-11072022	570-116499-92	PCB-52	37	
OA05-SD0812-2211FD-11072022	570-116499-112	PCB-52	34	-2
OA05-SD1216-2211-11072022	570-116499-93	PCB-52	55	
OA05-SD1216-2211FD-11072022	570-116499-113	PCB-52	37	-10
OA05-SD1620-2211-11072022	570-116499-94	PCB-52	72	
OA05-SD1620-2211FD-11072022	570-116499-114	PCB-52	36	-17
OA05-SD2024-2211-11072022	570-116499-95	PCB-52	130	
OA05-SD2024-2211FD-11072022	570-116499-115	PCB-52	81	-12
OA05-SD2428-2211-11072022	570-116499-96	PCB-52	200	
OA05-SD2428-2211FD-11072022	570-116499-116	PCB-52	290	9
OA05-SD2832-2211-11072022	570-116499-97	PCB-52	320	
OA05-SD2832-2211FD-11072022	570-116499-117	PCB-52	890	24
OA05-SD3236-2211-11072022	570-116499-98	PCB-52	<DL	
OA05-SD3236-2211FD-11072022	570-116499-118	PCB-52	970	200
OA05-SD3640-2211-11072022	570-116499-99	PCB-52	330	
OA05-SD3640-2211FD-11072022	570-116499-119	PCB-52	820	21
OA05-SD4044-2211-11072022	570-116499-100	PCB-52	440	
OA05-SD4044-2211FD-11072022	570-116499-120	PCB-52	420	-1
OA05-SD4448-2211-11072022	570-116499-101	PCB-52	300	
OA05-SD4448-2211FD-11072022	570-116499-121	PCB-52	290	-1
OA05-SD4852-2211-11072022	570-116499-102	PCB-52	230	

Field ID	Lab ID	Analyte	Result	RPD
OA05-SD4852-2211FD-11072022	570-116499-122	PCB-52	88	-22
OA05-SD5256-2211-11072022	570-116499-103	PCB-52	38	
OA05-SD5256-2211FD-11072022	570-116499-123	PCB-52	83	19
OA05-SD5660-2211-11072022	570-116499-104	PCB-52	20	
OA05-SD5660-2211FD-11072022	570-116499-124	PCB-52	13	-11
OA05-SD6064-2211-11072022	570-116499-105	PCB-52	2.6	
OA05-SD6064-2211FD-11072022	570-116499-125	PCB-52	2.4	-2
OA05-SD6468-2211-11072022	570-116499-106	PCB-52	1.5	
OA05-SD6468-2211FD-11072022	570-116499-126	PCB-52	1.3	-4
OA05-SD6872-2211-11072022	570-116499-107	PCB-52	13	
OA05-SD6872-2211FD-11072022	570-116499-127	PCB-52	4.6	-24
OA05-SD0002-2211-11072022	570-116499-88	PCB-66	22	
OA05-SD0002-2211FD-11072022	570-116499-108	PCB-66	27	5
OA05-SD0204-2211-11072022	570-116499-89	PCB-66	24	
OA05-SD0204-2211FD-11072022	570-116499-109	PCB-66	33	8
OA05-SD0406-2211-11072022	570-116499-90	PCB-66	23	
OA05-SD0406-2211FD-11072022	570-116499-110	PCB-66	30	7
OA05-SD0608-2211-11072022	570-116499-91	PCB-66	33	
OA05-SD0608-2211FD-11072022	570-116499-111	PCB-66	29	-3
OA05-SD0812-2211-11072022	570-116499-92	PCB-66	44	
OA05-SD0812-2211FD-11072022	570-116499-112	PCB-66	47	2
OA05-SD1216-2211-11072022	570-116499-93	PCB-66	67	
OA05-SD1216-2211FD-11072022	570-116499-113	PCB-66	64	-1
OA05-SD1620-2211-11072022	570-116499-94	PCB-66	86	
OA05-SD1620-2211FD-11072022	570-116499-114	PCB-66	67	-6
OA05-SD2024-2211-11072022	570-116499-95	PCB-66	170	
OA05-SD2024-2211FD-11072022	570-116499-115	PCB-66	130	-7

Field ID	Lab ID	Analyte	Result	RPD
OA05-SD2428-2211-11072022	570-116499-96	PCB-66	260	
OA05-SD2428-2211FD-11072022	570-116499-116	PCB-66	390	10
OA05-SD2832-2211-11072022	570-116499-97	PCB-66	360	
OA05-SD2832-2211FD-11072022	570-116499-117	PCB-66	860	20
OA05-SD3236-2211-11072022	570-116499-98	PCB-66	1400	
OA05-SD3236-2211FD-11072022	570-116499-118	PCB-66	1100	-6
OA05-SD3640-2211-11072022	570-116499-99	PCB-66	330	
OA05-SD3640-2211FD-11072022	570-116499-119	PCB-66	710	18
OA05-SD4044-2211-11072022	570-116499-100	PCB-66	430	
OA05-SD4044-2211FD-11072022	570-116499-120	PCB-66	400	-2
OA05-SD4448-2211-11072022	570-116499-101	PCB-66	310	
OA05-SD4448-2211FD-11072022	570-116499-121	PCB-66	270	-3
OA05-SD4852-2211-11072022	570-116499-102	PCB-66	250	
OA05-SD4852-2211FD-11072022	570-116499-122	PCB-66	83	-25
OA05-SD5256-2211-11072022	570-116499-103	PCB-66	29	
OA05-SD5256-2211FD-11072022	570-116499-123	PCB-66	80	23
OA05-SD5660-2211-11072022	570-116499-104	PCB-66	19	
OA05-SD5660-2211FD-11072022	570-116499-124	PCB-66	13	-9
OA05-SD6064-2211-11072022	570-116499-105	PCB-66	2.0	
OA05-SD6064-2211FD-11072022	570-116499-125	PCB-66	1.9	-1
OA05-SD6468-2211-11072022	570-116499-106	PCB-66	1.3	
OA05-SD6468-2211FD-11072022	570-116499-126	PCB-66	1.3	0
OA05-SD6872-2211-11072022	570-116499-107	PCB-66	14	
OA05-SD6872-2211FD-11072022	570-116499-127	PCB-66	4.3	-27
OA05-SD0002-2211-11072022	570-116499-88	PCB-70	23	

Field ID	Lab ID	Analyte	Result	RPD
OA05-SD0002-2211FD-11072022	570-116499-108	PCB-70	26	3
OA05-SD0204-2211-11072022	570-116499-89	PCB-70	27	
OA05-SD0204-2211FD-11072022	570-116499-109	PCB-70	32	4
OA05-SD0406-2211-11072022	570-116499-90	PCB-70	25	
OA05-SD0406-2211FD-11072022	570-116499-110	PCB-70	29	4
OA05-SD0608-2211-11072022	570-116499-91	PCB-70	32	
OA05-SD0608-2211FD-11072022	570-116499-111	PCB-70	31	-1
OA05-SD0812-2211-11072022	570-116499-92	PCB-70	53	
OA05-SD0812-2211FD-11072022	570-116499-112	PCB-70	54	0
OA05-SD1216-2211-11072022	570-116499-93	PCB-70	70	
OA05-SD1216-2211FD-11072022	570-116499-113	PCB-70	64	-2
OA05-SD1620-2211-11072022	570-116499-94	PCB-70	75	
OA05-SD1620-2211FD-11072022	570-116499-114	PCB-70	65	-4
OA05-SD2024-2211-11072022	570-116499-95	PCB-70	130	
OA05-SD2024-2211FD-11072022	570-116499-115	PCB-70	130	0
OA05-SD2428-2211-11072022	570-116499-96	PCB-70	290	
OA05-SD2428-2211FD-11072022	570-116499-116	PCB-70	350	5
OA05-SD2832-2211-11072022	570-116499-97	PCB-70	360	
OA05-SD2832-2211FD-11072022	570-116499-117	PCB-70	1100	25
OA05-SD3236-2211-11072022	570-116499-98	PCB-70	1700	
OA05-SD3236-2211FD-11072022	570-116499-118	PCB-70	1100	-11
OA05-SD3640-2211-11072022	570-116499-99	PCB-70	420	
OA05-SD3640-2211FD-11072022	570-116499-119	PCB-70	850	17
OA05-SD4044-2211-11072022	570-116499-100	PCB-70	300	
OA05-SD4044-2211FD-11072022	570-116499-120	PCB-70	460	11
OA05-SD4448-2211-11072022	570-116499-101	PCB-70	350	
OA05-SD4448-2211FD-11072022	570-116499-121	PCB-70	310	-3
OA05-SD4852-2211-11072022	570-116499-102	PCB-70	290	

Field ID	Lab ID	Analyte	Result	RPD
OA05-SD4852-2211FD-11072022	570-116499-122	PCB-70	91	-26
OA05-SD5256-2211-11072022	570-116499-103	PCB-70	31	
OA05-SD5256-2211FD-11072022	570-116499-123	PCB-70	86	24
OA05-SD5660-2211-11072022	570-116499-104	PCB-70	22	
OA05-SD5660-2211FD-11072022	570-116499-124	PCB-70	15	-9
OA05-SD6064-2211-11072022	570-116499-105	PCB-70	2.0	
OA05-SD6064-2211FD-11072022	570-116499-125	PCB-70	1.6	-6
OA05-SD6468-2211-11072022	570-116499-106	PCB-70	1.7	
OA05-SD6468-2211FD-11072022	570-116499-126	PCB-70	0.83	-17
OA05-SD6872-2211-11072022	570-116499-107	PCB-70	15	
OA05-SD6872-2211FD-11072022	570-116499-127	PCB-70	4.8	-26
OA05-SD0002-2211-11072022	570-116499-88	PCB-74	13	
OA05-SD0002-2211FD-11072022	570-116499-108	PCB-74	14	2
OA05-SD0204-2211-11072022	570-116499-89	PCB-74	16	
OA05-SD0204-2211FD-11072022	570-116499-109	PCB-74	16	0
OA05-SD0406-2211-11072022	570-116499-90	PCB-74	12	
OA05-SD0406-2211FD-11072022	570-116499-110	PCB-74	19	11
OA05-SD0608-2211-11072022	570-116499-91	PCB-74	17	
OA05-SD0608-2211FD-11072022	570-116499-111	PCB-74	17	0
OA05-SD0812-2211-11072022	570-116499-92	PCB-74	33	
OA05-SD0812-2211FD-11072022	570-116499-112	PCB-74	23	-9
OA05-SD1216-2211-11072022	570-116499-93	PCB-74	43	
OA05-SD1216-2211FD-11072022	570-116499-113	PCB-74	32	-7
OA05-SD1620-2211-11072022	570-116499-94	PCB-74	51	
OA05-SD1620-2211FD-11072022	570-116499-114	PCB-74	43	-4
OA05-SD2024-2211-11072022	570-116499-95	PCB-74	120	
OA05-SD2024-2211FD-11072022	570-116499-115	PCB-74	68	-14

Field ID	Lab ID	Analyte	Result	RPD
OA05-SD2428-2211-11072022	570-116499-96	PCB-74	150	
OA05-SD2428-2211FD-11072022	570-116499-116	PCB-74	200	7
OA05-SD2832-2211-11072022	570-116499-97	PCB-74	210	
OA05-SD2832-2211FD-11072022	570-116499-117	PCB-74	510	21
OA05-SD3236-2211-11072022	570-116499-98	PCB-74	780	
OA05-SD3236-2211FD-11072022	570-116499-118	PCB-74	580	-7
OA05-SD3640-2211-11072022	570-116499-99	PCB-74	280	
OA05-SD3640-2211FD-11072022	570-116499-119	PCB-74	400	9
OA05-SD4044-2211-11072022	570-116499-100	PCB-74	230	
OA05-SD4044-2211FD-11072022	570-116499-120	PCB-74	210	-2
OA05-SD4448-2211-11072022	570-116499-101	PCB-74	160	
OA05-SD4448-2211FD-11072022	570-116499-121	PCB-74	170	2
OA05-SD4852-2211-11072022	570-116499-102	PCB-74	130	
OA05-SD4852-2211FD-11072022	570-116499-122	PCB-74	51	-22
OA05-SD5256-2211-11072022	570-116499-103	PCB-74	14	
OA05-SD5256-2211FD-11072022	570-116499-123	PCB-74	47	27
OA05-SD5660-2211-11072022	570-116499-104	PCB-74	11	
OA05-SD5660-2211FD-11072022	570-116499-124	PCB-74	7.5	-9
OA05-SD6064-2211-11072022	570-116499-105	PCB-74	1.1	
OA05-SD6064-2211FD-11072022	570-116499-125	PCB-74	0.92	-4
OA05-SD6468-2211-11072022	570-116499-106	PCB-74	0.75	
OA05-SD6468-2211FD-11072022	570-116499-126	PCB-74	<DL	200
OA05-SD6872-2211-11072022	570-116499-107	PCB-74	7.3	
OA05-SD6872-2211FD-11072022	570-116499-127	PCB-74	2.6	-24
OA05-SD0002-2211-11072022	570-116499-88	PCB-77	<DL	

Field ID	Lab ID	Analyte	Result	RPD
OA05-SD0002-2211FD-11072022	570-116499-108	PCB-77	5.1	200
OA05-SD0204-2211-11072022	570-116499-89	PCB-77	<DL	
OA05-SD0204-2211FD-11072022	570-116499-109	PCB-77	<DL	200
OA05-SD0406-2211-11072022	570-116499-90	PCB-77	2.8	
OA05-SD0406-2211FD-11072022	570-116499-110	PCB-77	<DL	200
OA05-SD0608-2211-11072022	570-116499-91	PCB-77	<DL	
OA05-SD0608-2211FD-11072022	570-116499-111	PCB-77	5.3	200
OA05-SD0812-2211-11072022	570-116499-92	PCB-77	<DL	
OA05-SD0812-2211FD-11072022	570-116499-112	PCB-77	12	200
OA05-SD1216-2211-11072022	570-116499-93	PCB-77	<DL	
OA05-SD1216-2211FD-11072022	570-116499-113	PCB-77	14	200
OA05-SD1620-2211-11072022	570-116499-94	PCB-77	14	
OA05-SD1620-2211FD-11072022	570-116499-114	PCB-77	22	11
OA05-SD2428-2211-11072022	570-116499-96	PCB-77	53	
OA05-SD2428-2211FD-11072022	570-116499-116	PCB-77	70	7
OA05-SD2832-2211-11072022	570-116499-97	PCB-77	55	
OA05-SD2832-2211FD-11072022	570-116499-117	PCB-77	110	17
OA05-SD3236-2211-11072022	570-116499-98	PCB-77	210	
OA05-SD3236-2211FD-11072022	570-116499-118	PCB-77	160	-7
OA05-SD3640-2211-11072022	570-116499-99	PCB-77	77	
OA05-SD3640-2211FD-11072022	570-116499-119	PCB-77	100	6
OA05-SD4044-2211-11072022	570-116499-100	PCB-77	64	
OA05-SD4044-2211FD-11072022	570-116499-120	PCB-77	86	7
OA05-SD4448-2211-11072022	570-116499-101	PCB-77	58	
OA05-SD4448-2211FD-11072022	570-116499-121	PCB-77	60	1
OA05-SD4852-2211-11072022	570-116499-102	PCB-77	51	
OA05-SD4852-2211FD-11072022	570-116499-122	PCB-77	15	-27
OA05-SD5256-2211-11072022	570-116499-103	PCB-77	<DL	

Field ID	Lab ID	Analyte	Result	RPD
OA05-SD5256-2211FD-11072022	570-116499-123	PCB-77	17	200
OA05-SD5660-2211-11072022	570-116499-104	PCB-77	1.7	
OA05-SD5660-2211FD-11072022	570-116499-124	PCB-77	<DL	200
OA05-SD6872-2211-11072022	570-116499-107	PCB-77	2.1	
OA05-SD6872-2211FD-11072022	570-116499-127	PCB-77	<DL	200
OA05-SD0002-2211-11072022	570-116499-88	PCB-87	9.6	
OA05-SD0002-2211FD-11072022	570-116499-108	PCB-87	19	16
OA05-SD0204-2211-11072022	570-116499-89	PCB-87	13	
OA05-SD0204-2211FD-11072022	570-116499-109	PCB-87	16	5
OA05-SD0406-2211-11072022	570-116499-90	PCB-87	13	
OA05-SD0406-2211FD-11072022	570-116499-110	PCB-87	12	-2
OA05-SD0608-2211-11072022	570-116499-91	PCB-87	13	
OA05-SD0608-2211FD-11072022	570-116499-111	PCB-87	21	12
OA05-SD0812-2211-11072022	570-116499-92	PCB-87	15	
OA05-SD0812-2211FD-11072022	570-116499-112	PCB-87	30	17
OA05-SD1216-2211-11072022	570-116499-93	PCB-87	20	
OA05-SD1216-2211FD-11072022	570-116499-113	PCB-87	39	16
OA05-SD1620-2211-11072022	570-116499-94	PCB-87	23	
OA05-SD1620-2211FD-11072022	570-116499-114	PCB-87	22	-1
OA05-SD2024-2211-11072022	570-116499-95	PCB-87	39	
OA05-SD2024-2211FD-11072022	570-116499-115	PCB-87	16	-21
OA05-SD2428-2211-11072022	570-116499-96	PCB-87	180	
OA05-SD2428-2211FD-11072022	570-116499-116	PCB-87	100	-14
OA05-SD2832-2211-11072022	570-116499-97	PCB-87	98	
OA05-SD2832-2211FD-11072022	570-116499-117	PCB-87	190	16
OA05-SD3236-2211-11072022	570-116499-98	PCB-87	390	
OA05-SD3236-2211FD-11072022	570-116499-118	PCB-87	200	-16
OA05-SD3640-2211-11072022	570-116499-99	PCB-87	140	
OA05-SD3640-2211FD-11072022	570-116499-119	PCB-87	290	17

Field ID	Lab ID	Analyte	Result	RPD
OA05-SD4044-2211-11072022	570-116499-100	PCB-87	110	
OA05-SD4044-2211FD-11072022	570-116499-120	PCB-87	210	16
OA05-SD4448-2211-11072022	570-116499-101	PCB-87	75	
OA05-SD4448-2211FD-11072022	570-116499-121	PCB-87	130	13
OA05-SD4852-2211-11072022	570-116499-102	PCB-87	77	
OA05-SD4852-2211FD-11072022	570-116499-122	PCB-87	40	-16
OA05-SD5256-2211-11072022	570-116499-103	PCB-87	23	
OA05-SD5256-2211FD-11072022	570-116499-123	PCB-87	33	9
OA05-SD5660-2211-11072022	570-116499-104	PCB-87	12	
OA05-SD5660-2211FD-11072022	570-116499-124	PCB-87	7.6	-11
OA05-SD6064-2211-11072022	570-116499-105	PCB-87	1.2	
OA05-SD6064-2211FD-11072022	570-116499-125	PCB-87	<DL	200
OA05-SD6468-2211-11072022	570-116499-106	PCB-87	0.72	
OA05-SD6468-2211FD-11072022	570-116499-126	PCB-87	<DL	200
OA05-SD6872-2211-11072022	570-116499-107	PCB-87	6.8	
OA05-SD6872-2211FD-11072022	570-116499-127	PCB-87	1.8	-29
OA05-SD0002-2211-11072022	570-116499-88	PCB-99	14	
OA05-SD0002-2211FD-11072022	570-116499-108	PCB-99	16	3
OA05-SD0204-2211-11072022	570-116499-89	PCB-99	16	
OA05-SD0204-2211FD-11072022	570-116499-109	PCB-99	19	4
OA05-SD0406-2211-11072022	570-116499-90	PCB-99	12	
OA05-SD0406-2211FD-11072022	570-116499-110	PCB-99	15	6
OA05-SD0608-2211-11072022	570-116499-91	PCB-99	19	
OA05-SD0608-2211FD-11072022	570-116499-111	PCB-99	18	-1
OA05-SD0812-2211-11072022	570-116499-92	PCB-99	27	

Field ID	Lab ID	Analyte	Result	RPD
OA05-SD0812-2211FD-11072022	570-116499-112	PCB-99	25	-2
OA05-SD1216-2211-11072022	570-116499-93	PCB-99	35	
OA05-SD1216-2211FD-11072022	570-116499-113	PCB-99	33	-1
OA05-SD1620-2211-11072022	570-116499-94	PCB-99	41	
OA05-SD1620-2211FD-11072022	570-116499-114	PCB-99	37	-3
OA05-SD2024-2211-11072022	570-116499-95	PCB-99	56	
OA05-SD2024-2211FD-11072022	570-116499-115	PCB-99	80	9
OA05-SD2428-2211-11072022	570-116499-96	PCB-99	120	
OA05-SD2428-2211FD-11072022	570-116499-116	PCB-99	140	4
OA05-SD2832-2211-11072022	570-116499-97	PCB-99	140	
OA05-SD2832-2211FD-11072022	570-116499-117	PCB-99	280	17
OA05-SD3236-2211-11072022	570-116499-98	PCB-99	510	
OA05-SD3236-2211FD-11072022	570-116499-118	PCB-99	360	-9
OA05-SD3640-2211-11072022	570-116499-99	PCB-99	150	
OA05-SD3640-2211FD-11072022	570-116499-119	PCB-99	250	13
OA05-SD4044-2211-11072022	570-116499-100	PCB-99	150	
OA05-SD4044-2211FD-11072022	570-116499-120	PCB-99	200	7
OA05-SD4448-2211-11072022	570-116499-101	PCB-99	130	
OA05-SD4448-2211FD-11072022	570-116499-121	PCB-99	150	4
OA05-SD4852-2211-11072022	570-116499-102	PCB-99	110	
OA05-SD4852-2211FD-11072022	570-116499-122	PCB-99	46	-21
OA05-SD5256-2211-11072022	570-116499-103	PCB-99	17	
OA05-SD5256-2211FD-11072022	570-116499-123	PCB-99	39	20
OA05-SD5660-2211-11072022	570-116499-104	PCB-99	9.7	
OA05-SD5660-2211FD-11072022	570-116499-124	PCB-99	8.9	-2
OA05-SD6064-2211-11072022	570-116499-105	PCB-99	1.2	

Field ID	Lab ID	Analyte	Result	RPD
OA05-SD6064-2211FD-11072022	570-116499-125	PCB-99	1.0	-5
OA05-SD6468-2211-11072022	570-116499-106	PCB-99	0.67	
OA05-SD6468-2211FD-11072022	570-116499-126	PCB-99	1.3	16
OA05-SD6872-2211-11072022	570-116499-107	PCB-99	6.5	
OA05-SD6872-2211FD-11072022	570-116499-127	PCB-99	3.0	-18
OA05-SD0002-2211-11072022	570-116499-88	Total Organic Carbon - Duplicates	33200	
OA05-SD0002-2211FD-11072022	570-116499-108	Total Organic Carbon - Duplicates	31100	-2
OA05-SD0204-2211-11072022	570-116499-89	Total Organic Carbon - Duplicates	31000	
OA05-SD0204-2211FD-11072022	570-116499-109	Total Organic Carbon - Duplicates	28200	-2
OA05-SD0406-2211-11072022	570-116499-90	Total Organic Carbon - Duplicates	27400	
OA05-SD0406-2211FD-11072022	570-116499-110	Total Organic Carbon - Duplicates	30300	3
OA05-SD0608-2211-11072022	570-116499-91	Total Organic Carbon - Duplicates	29200	
OA05-SD0608-2211FD-11072022	570-116499-111	Total Organic Carbon - Duplicates	34700	4
OA05-SD0812-2211-11072022	570-116499-92	Total Organic Carbon - Duplicates	40400	
OA05-SD0812-2211FD-11072022	570-116499-112	Total Organic Carbon - Duplicates	37600	-2
OA05-SD1216-2211-11072022	570-116499-93	Total Organic Carbon - Duplicates	69500	
OA05-SD1216-2211FD-11072022	570-116499-113	Total Organic Carbon - Duplicates	62900	-2

Field ID	Lab ID	Analyte	Result	RPD
OA05-SD1620-2211-11072022	570-116499-94	Total Organic Carbon - Duplicates	109000	
OA05-SD1620-2211FD-11072022	570-116499-114	Total Organic Carbon - Duplicates	88700	-5
OA05-SD2024-2211-11072022	570-116499-95	Total Organic Carbon - Duplicates	163000	
OA05-SD2024-2211FD-11072022	570-116499-115	Total Organic Carbon - Duplicates	154000	-1
OA05-SD2428-2211-11072022	570-116499-96	Total Organic Carbon - Duplicates	175000	
OA05-SD2428-2211FD-11072022	570-116499-116	Total Organic Carbon - Duplicates	221000	6
OA05-SD2832-2211-11072022	570-116499-97	Total Organic Carbon - Duplicates	161000	
OA05-SD2832-2211FD-11072022	570-116499-117	Total Organic Carbon - Duplicates	224000	8
OA05-SD3236-2211-11072022	570-116499-98	Total Organic Carbon - Duplicates	265000	
OA05-SD3236-2211FD-11072022	570-116499-118	Total Organic Carbon - Duplicates	257000	-1
OA05-SD3640-2211-11072022	570-116499-99	Total Organic Carbon - Duplicates	235000	
OA05-SD3640-2211FD-11072022	570-116499-119	Total Organic Carbon - Duplicates	220000	-2
OA05-SD4044-2211-11072022	570-116499-100	Total Organic Carbon - Duplicates	209000	
OA05-SD4044-2211-11072022	570-116499-100	Total Organic Carbon - Duplicates	209600	
OA05-SD4044-2211FD-11072022	570-116499-120	Total Organic Carbon - Duplicates	55900	-29

Field ID	Lab ID	Analyte	Result	RPD
OA05-SD4448-2211-11072022	570-116499-101	Total Organic Carbon - Duplicates	306000	
OA05-SD4448-2211FD-11072022	570-116499-121	Total Organic Carbon - Duplicates	230000	-7
OA05-SD4852-2211-11072022	570-116499-102	Total Organic Carbon - Duplicates	142000	
OA05-SD4852-2211FD-11072022	570-116499-122	Total Organic Carbon - Duplicates	51100	-24
OA05-SD5256-2211-11072022	570-116499-103	Total Organic Carbon - Duplicates	37600	
OA05-SD5256-2211FD-11072022	570-116499-123	Total Organic Carbon - Duplicates	19700	-16
OA05-SD5660-2211-11072022	570-116499-104	Total Organic Carbon - Duplicates	19400	
OA05-SD5660-2211FD-11072022	570-116499-124	Total Organic Carbon - Duplicates	15100	-6
OA05-SD6064-2211-11072022	570-116499-105	Total Organic Carbon - Duplicates	16900	
OA05-SD6064-2211FD-11072022	570-116499-125	Total Organic Carbon - Duplicates	15600	-2
OA05-SD6468-2211-11072022	570-116499-106	Total Organic Carbon - Duplicates	14900	
OA05-SD6468-2211FD-11072022	570-116499-126	Total Organic Carbon - Duplicates	14000	-2
OA05-SD6468-2211FD-11072022	570-116499-126	Total Organic Carbon - Duplicates	14150	0
OA05-SD6872-2211-11072022	570-116499-107	Total Organic Carbon - Duplicates	10500	
OA05-SD6872-2211FD-11072022	570-116499-127	Total Organic Carbon - Duplicates	11900	3

Field ID	Lab ID	Analyte	Result	RPD
OA05-SD6872-2211FD-11072022	570-116499-127	Total Organic Carbon - Duplicates	11960	0

Appendix A

Level 4 Data Calculations

Data Validation calculations for
PALOS VERDES SHELF, MONTROSE CHEMICAL CORPORATION SUPERFUND SITE OU-5, REMEDIAL ACTION – MONITORED NATURAL RECOVERY COMPONENT
Jacobs Engineering Group, Inc.
68HE0318D0004, Task Order Number 68HE0921F0026
Performed by E-Lab Consultants
Eurofins/Calscience Environmental Testing SDG 570-116499-1

ICAL PCB 18-PHN

IC 570-288989-1		Inst; GCMSEEE		Ana batch	288989	RRF	
Amount (units pg)	Response	ISTD Amt (pg units)	ISTD Resp	Rel. Resp.			Lab Reported Source Page 8036
2.0	113.0	5000.0	738016.0	0.77		0.38278303	0.3828
10.0	449.0	5000.0	614861.0	3.65		0.36512317	0.3651
50.0	2095.0	5000.0	661220.0	15.84		0.31683857	0.3168
500.0	24118.0	5000.0	666384.0	180.96		0.36192346	0.3619
1000.0	46048.0	5000.0	645182.0	356.86		0.35686054	0.3569
2000.0	78513.0	5000.0	571211.0	687.25		0.34362521	0.3436
					AVG	0.35452566	0.3545
					COEF	0.99976397	
					RSD	6.31994039	6.3
(STDEV(G10:G14)/AVERAGE(G10:G14))*100							

$$RF = \frac{(A1_x + A2_x)C_{is}}{(A1_{is} + A2_{is})C_x}$$

where:
$A1_x$ and $A2_x$ = The measured areas at the primary and secondary m/z's for the PCB
$A1_{is}$ and $A2_{is}$ = The measured areas at the primary and secondary m/z's for the internal standard
C_{is} = The concentration of the internal standard (Table 5)
C_x = The concentration of the compound in the calibration standard (Table 5)

Average

$$\overline{RRF} = \sum_{i=1}^{n} \frac{x_i}{n}$$

where: $\overline{RRF}$ = Mean relative response factor.
x_i = RRF of the compound at concentration i.
n = Number of concentration values, in this case 5.

RSD%

$$\%RSD = \frac{SD_{RRF}}{\overline{RRF}} \times 100$$

and

$$SD_{RRF} = \sqrt{\sum_{i=1}^{N} \frac{(RRF_i - \overline{RRF})^2}{N - 1}}$$

where: SD_{RRF} = Standard deviation of initial response factors (per compound).
RRF_i = Relative response factor at a concentration level i.
$\overline{RRF}$ = Mean of initial relative response factors (per compound).

%D

$$\%D = \frac{RRF_c - \overline{RRF_i}}{\overline{RRF_i}} \times 100$$

where: RRF_c = RRF of the compound in the continuing calibration standard.
$\overline{RRF_i}$ = Mean RRF of the compound in the most recent initial calibration.

ICV/CCV (form 7) CCV 570-288989

QC type	Analyte	spike recovery (units)	spike amount units	%D	reported by lab	Source page
ICV	PCB 18	505	500	1.0	1	8891
CCV	PCB 5/8			#DIV/0!		

LCS Recoveries570-293373/2-A

Analyte	spike added	LCS recovery	%Recovery	Lab reported	Source Page
PCB--18	50	25.65	51.3	51	841

Surrogate Recoveries

Analyte	sample ID	amount detected	amount injected	DV recovery %	Lab reported	Source Page
2-FBP	BA10DC-SD0406-2211	637.7	1000	63.77	63.77	1445

Back Calculation of Data for Validation

Sample Name:	BA10B-SD0002-2211	570-116499-1		ICAL 288989						
Analyte	Response Analyte (Area)	Response Assoc. ISTD	Conc Assoc. ISTD (ug/L)	Analyte RRF (from ICAL)	Spl Mass (g)	Spl % Moisture	Ext Vol (mL)	Dilution Factor	DV Analyte Conc	Lab reported
PCB-118/phn	124	818605	5000	0.2324	19.54	33.2	2	5	2.49678	2.5
Source page		918		8037			915		Calculated	915
calculation notation	B40	C40	D40	E40	F40	G40	H40	I40		
calculation		((B40*D40*H40*I40)/(C40*E40*(F40*((100-G40)/100))))/10								
Sample Name:	BA10C-SD1216-2211	570-116499-14		ICAL 288989						
Analyte	Response Analyte (Area)	Response Assoc. ISTD	Conc Assoc. ISTD (ug/L)	Analyte RRF (from ICAL)	Spl Mass (g)	Spl % Moisture	Ext Vol (uL)	Dilution Factor	DV Analyte Conc	Lab reported
PCB-28/phn	306	790848	5000	0.4810	20.23	29.9	2	5	2.83622	2.8
Source page		1300		8037			1298		Calculated	1298
calculation notation	B40	C40	D40	E40	F40	G40	H40	I40		

$$C_{ex}\ (ng/mL) = \frac{(A1_x + A2_x)C_{is}}{(A1_{is} + A2_{is})RF}$$

where:
C_{ex} = concentration of the PCB in the extract (ng/mL) and the other terms are as defined in Section 10.5.1

Data Validation calculations for
PALOS VERDES SHELF, MONTROSE CHEMICAL CORPORATION SUPERFUND SITE OU-5, REMEDIAL ACTION – MONITORED NATURAL RECOVERY COMPONENT
Jacobs Engineering Group, Inc.
68HE0318D0004, Task Order Number 68HE0921F0026
Performed by E-Lab Consultants

Sample Name:	OA01-SD0204-2211	570-116499-27		ICAL 288989						
Analyte	Response Analyte (Area)	Response Assoc. ISTD	Conc Assoc. ISTD (ug/L)	Analyte RRF (from ICAL)	Spl Mass (g)	Spl % Moisture	Ext Vol (mL)	Dilution Factor	DV Analyte Conc	Lab reported
PCB-177/phn	75	990847	5000	0.1187	19.98	38.3	2	5	2.58639	2.6
Source page	1771			8037	1768				Calculated	1768
calculation notation	B40	C40	D40	E40	F40	G40	H40	I40		

Sample Name:	OA01-SD3640-2211	570-116499-37		ICAL 288989						
Analyte	Response Analyte (Area)	Response Assoc. ISTD	Conc Assoc. ISTD (ug/L)	Analyte RRF (from ICAL)	Spl Mass (g)	Spl % Moisture	Ext Vol (mL)	Dilution Factor	DV Analyte Conc	Lab reported
PCB183/phn	78	1096467	5000	0.1440	19.96	31.7	2	5	1.81186	1.8
Source page				8037	2190				Calculated	2190
calculation notation	B40	C40	D40	E40	F40	G40	H40	I40		

Sample Name:	OA02-SD0608-2211	570-116499-43		ICAL 27049						
Analyte	Response Analyte (Area)	Response Assoc. ISTD	Conc Assoc. ISTD (ug/L)	Analyte RRF (from ICAL)	Spl Mass (g)	Spl % Moisture	Ext Vol (mL)	Dilution Factor	DV Analyte Conc	Lab reported
PCB-44/phn	285	3223580	5000	0.1516	20.09	34.8	2	5	2.22613	2.2
Source page	2413			8759	2411					2411
calculation notation	B40	C40	D40	E40	F40	G40	H40	I40		

Sample Name:	OA03-SD0002-2211	570-116499-59		ICAL 287990						
Analyte	Response Analyte (Area)	Response Assoc. ISTD	Conc Assoc. ISTD (ug/L)	Analyte RRF (from ICAL)	Spl Mass (g)	Spl % Moisture	Ext Vol (mL)	Dilution Factor	DV Analyte Conc	Lab reported
PCB-101/phn	12353	3453362	5000	0.1183	20.02	47.3	2	1	28.65965	29
Source page	3326			8759	3324					3324
calculation notation	B40	C40	D40	E40	F40	G40	H40	I40		

Sample Name:	OA03-SD0812-2211	570-116499-63		ICAL 289444						
Analyte	Response Analyte (Area)	Response Assoc. ISTD	Conc Assoc. ISTD (ug/L)	Analyte RRF (from ICAL)	Spl Mass (g)	Spl % Moisture	Ext Vol (mL)	Dilution Factor	DV Analyte Conc	Lab reported
2,4'-DDD/cry	385	146830	500	0.8911	20.07	40.7	2	200	49.44785	49
Source page	10573			11951	10572					10572
calculation notation	B40	C40	D40	E40	F40	G40	H40	I40		

Sample Name:	OA04-SD0608-2211	570-116499-77		ICAL 289444						
Analyte	Response Analyte (Area)	Response Assoc. ISTD	Conc Assoc. ISTD (ug/L)	Analyte RRF (from ICAL)	Spl Mass (g)	Spl % Moisture	Ext Vol (mL)	Dilution Factor	DV Analyte Conc	Lab reported
4,4-DDT/cry	479	121115	500	0.6710	20.18	41.3	2	500	248.78592	250
Source page	10741			11951	10740					10740
calculation notation	B40	C40	D40	E40	F40	G40	H40	I40		

ICAL 289444

Sample Name:	OA04-SD2024-2211	570-116499-81								
Analyte	Response Analyte (Area)	Response Assoc. ISTD	Conc Assoc. ISTD (ug/L)	Analyte RRF (from ICAL)	Spl Mass (g)	Spl % Moisture	Ext Vol (mL)	Dilution Factor	DV Analyte Conc	Lab reported
2,4'-DDE/phn	2059	176320	500	0.5933	20.29	55.7	2	5000	10948.75284	11000
Source page	10782			11952	10781					10781
calculation notation	B40	C40	D40	E40	F40	G40	H40	I40		

Data Validation calculations for
PALOS VERDES SHELF, MONTROSE CHEMICAL CORPORATION SUPERFUND SITE OU-5, REMEDIAL ACTION – MONITORED NATURAL RECOVERY COMPONENT
Jacobs Engineering Group, Inc.
68HE0318D0004, Task Order Number 68HE0921F0026
Performed by E-Lab Consultants

Sample Name:	OA05-SD0608-2211	570-116499-91		ICAL 290400						
Analyte	Response Analyte (Area)	Response Assoc. ISTD	Conc Assoc. ISTD (ug/L)	Analyte RRF (from ICAL)	Spl Mass (g)	Spl % Moisture	Ext Vol (mL)	Dilution Factor	DV Analyte Conc	Lab reported
4,4'-DDE/cry	14779	417943	500	0.3157	20.13	39.5	2	500	4598.58551	4600
Source page		10899		11785			10898			10898
calculation notation	B40	C40	D40	E40	F40	G40	H40	I40		

Sample Name:	OA05-SD4448-2211	570-116499-101		ICAL 290400					
Analyte	Response Analyte (Area)	Response Assoc. ISTD	Conc Assoc. ISTD (ug/L)	Analyte RRF (from ICAL)	Spl Mass (g)	Spl % Moisture	Ext Vol (mL)	Dilution Factor	DV Analyte Conc	
2,4-DDD/cry	208	364859	500	0.6575	19.97	60.5	2	10000	1099.17630	1100
Source page				11785			1004			11004
calculation notation	B40	C40	D40	E40	F40	G40	H40	I40		

Sample Name:	OA05-SD0608-2211FD	570-116499-111		ICAL 287964						
Analyte	Response Analyte (Area)	Response Assoc. ISTD	Conc Assoc. ISTD (ug/L)	Analyte RRF (from ICAL)	Spl Mass (g)	Spl % Moisture	Ext Vol (mL)	Dilution Factor	DV Analyte Conc	Lab reported
4,4'-DDT/cry	833	377269	500	0.5402	19.99	38.3	2	200	66.27830	66
Source page		11128		11682			11127			11127
calculation notation	B40	C40	D40	E40	F40	G40	H40	I40		

Appendix B

Communications

This page left intentionally blank

Appendix C

Qualified Data Table

#sys_sample_code	lab_sample_id	chemical_name	result_value	lab_qualifiers	validator_qualifiers	RC
OA02-SD1216-2211-11072022	570-116499-45	PCB 209	3.4		J	L
OA02-SD1216-2211-11072022	570-116499-45	PCB-132/153	15		J	L
OA02-SD1620-2211-11072022	570-116499-46	PCB 209	2.7		J	L
OA02-SD1620-2211-11072022	570-116499-46	PCB-132/153	25		J	L
OA02-SD2024-2211-11072022	570-116499-47	PCB 209	6.4		J	L
OA02-SD2024-2211-11072022	570-116499-47	PCB-132/153	36		J	L
OA02-SD2428-2211-11072022	570-116499-48	PCB 209		U	UJ	L
OA02-SD2428-2211-11072022	570-116499-48	PCB-132/153	50		J	L
OA02-SD2832-2211-11072022	570-116499-49	PCB 209		U	UJ	L
OA02-SD2832-2211-11072022	570-116499-49	PCB-132/153	65		J	L
OA02-SD3236-2211-11072022	570-116499-50	PCB 209		U	UJ	L
OA02-SD3236-2211-11072022	570-116499-50	PCB-132/153	69		J	L
OA02-SD3640-2211-11072022	570-116499-51	PCB 209		U	UJ	L
OA02-SD3640-2211-11072022	570-116499-51	PCB-132/153	90		J	L
OA02-SD4044-2211-11072022	570-116499-52	PCB 209	15		J	L
OA02-SD4044-2211-11072022	570-116499-52	PCB-132/153	120		J	L
OA02-SD4448-2211-11072022	570-116499-53	PCB 209	8.9		J	L
OA02-SD4448-2211-11072022	570-116499-53	PCB-132/153	68		J	L
OA02-SD4852-2211-11072022	570-116499-54	PCB 209	3.5	*1	J	L
OA02-SD4852-2211-11072022	570-116499-54	PCB-132/153	34	*1	J	L
OA02-SD5256-2211-11072022	570-116499-55	PCB 209	0.95	*1	J	L
OA02-SD5256-2211-11072022	570-116499-55	PCB-132/153	12	*1	J	L
OA02-SD5660-2211-11072022	570-116499-56	PCB 209	0.63	*1	J	L
OA02-SD5660-2211-11072022	570-116499-56	PCB-132/153	12	*1	J	L
OA02-SD6064-2211-11072022	570-116499-57	PCB 209		U*1	UJ	L
OA02-SD6064-2211-11072022	570-116499-57	PCB-132/153	2.2	*1	J	L
OA02-SD6468-2211-11072022	570-116499-58	PCB 209		U*1	UJ	L
OA02-SD6468-2211-11072022	570-116499-58	PCB-132/153	7.6	*1	J	L
OA03-SD0002-2211-11072022	570-116499-59	PCB 209	4.6	*1	J	L
OA03-SD0002-2211-11072022	570-116499-59	PCB-132/153	26	*1	J	L
OA03-SD0204-2211-11072022	570-116499-60	PCB 209	6.2	*1	J	L

#sys_sample_code	lab_sample_id	**chemical_name**	result_value	lab_qualifiers	validator_qualifiers	**RC**
OA03-SD0204-2211-11072022	570-116499-60	PCB-132/153	27	*1	J	L
OA03-SD0406-2211-11072022	570-116499-61	PCB 209	5.7	*1	J	L
OA03-SD0406-2211-11072022	570-116499-61	PCB-132/153	31	*1	J	L
OA03-SD0608-2211-11072022	570-116499-62	PCB 209	11	*1	J	L
OA03-SD0608-2211-11072022	570-116499-62	PCB-132/153	44	*1	J	L
OA03-SD0812-2211-11072022	570-116499-63	PCB 209	5.8	*1	J	L
OA03-SD0812-2211-11072022	570-116499-63	PCB-132/153	32	*1	J	L
OA05-SD3640-2211-11072022	570-116499-99	PCB 209	15		J	S
OA05-SD3640-2211-11072022	570-116499-99	PCB-101	360		J	S
OA05-SD3640-2211-11072022	570-116499-99	PCB-105	210		J	S
OA05-SD3640-2211-11072022	570-116499-99	PCB-110	430		J	S
OA05-SD3640-2211-11072022	570-116499-99	PCB-118	390		J	S
OA05-SD3640-2211-11072022	570-116499-99	PCB-128	52		J	S
OA05-SD3640-2211-11072022	570-116499-99	PCB-132/153	350		J	S
OA05-SD3640-2211-11072022	570-116499-99	PCB-138/158	380		J	S
OA05-SD3640-2211-11072022	570-116499-99	PCB-149	260		J	S
OA05-SD3640-2211-11072022	570-116499-99	PCB-151	65		J	S
OA05-SD3640-2211-11072022	570-116499-99	PCB-156	45		J	S
OA05-SD3640-2211-11072022	570-116499-99	PCB-170	86		J	S
OA05-SD3640-2211-11072022	570-116499-99	PCB-177	29		J	S
OA05-SD3640-2211-11072022	570-116499-99	PCB-18	220		J	S
OA05-SD3640-2211-11072022	570-116499-99	PCB-180	160		J	S
OA05-SD3640-2211-11072022	570-116499-99	PCB-183	73		J	S
OA05-SD3640-2211-11072022	570-116499-99	PCB-187	11		J	S
OA05-SD3640-2211-11072022	570-116499-99	PCB-194	46		J	S
OA05-SD3640-2211-11072022	570-116499-99	PCB-203	34		J	S
OA05-SD3640-2211-11072022	570-116499-99	PCB-206	35		J	S
OA05-SD3640-2211-11072022	570-116499-99	PCB-28	240		J	S
OA05-SD3640-2211-11072022	570-116499-99	PCB-31	390		J	S
OA05-SD3640-2211-11072022	570-116499-99	PCB-44	440		J	S
OA05-SD3640-2211-11072022	570-116499-99	PCB-49	200		J	S
OA05-SD3640-2211-11072022	570-116499-99	PCB-5/8	39		J	S

#sys_sample_code	lab_sample_id	**chemical_name**	result_value	lab_qualifiers	validator_qualifiers	**RC**
OA05-SD3640-2211-11072022	570-116499-99	PCB-52	330		J	S
OA05-SD3640-2211-11072022	570-116499-99	PCB-66	330		J	S
OA05-SD3640-2211-11072022	570-116499-99	PCB-70	420		J	S
OA05-SD3640-2211-11072022	570-116499-99	PCB-74	280		J	S
OA05-SD3640-2211-11072022	570-116499-99	PCB-77	77		J	S
OA05-SD3640-2211-11072022	570-116499-99	PCB-87	140		J	S
OA05-SD3640-2211-11072022	570-116499-99	PCB-99	150		J	S

COVER LETTER

August 11, 2023

Ref; Eurofins/Calscience Environmental Testing SDG 570-116878-1,-2, and -3 (03/31/2023)

Attn; Jeremy Bishop

Jacobs Engineering Group, Inc.
1100 NE Circle Blvd
Suite 300
Corvallis, Oregon 9733

Enclosed is the data validation reports for PALOS VERDES SHELF, MONTROSE CHEMICAL CORPORATION SUPERFUND SITE OU-5, REMEDIAL ACTION – MONITORED NATURAL RECOVERY COMPONENT

The specific sample identifications are listed in the Sample Identification Table. The data packages were reviewed according to the Final Quality Assurance Plan for Sediment Sampling Program 2022 (Rev 0) and the following guidance documents, as applicable: National Functional Guidelines for Organic Superfund Methods Data Review, National Functional Guidelines for Inorganic Superfund Methods Data Review (01/2020), Laboratory method specific Standard Operating Procedures.

Larry Duty
Data Validation Project Manager

Table of Contents

List of Tables....iii
List of Appendices....iv
Acronyms and Abbreviations....v

1.0 INTRODUCTION....1-1
2.0 DATA VALIDATION RESULTS....2-1
2.1 PCBs by SW846-8270C-SIM....2-1
2.1.1 Sample Preservation, Handling, and Transport....2-1
2.1.2 Chain of Custody and Holding Times....2-1
2.1.3 Instrument Performance Checks....2-1
2.1.4 Initial Calibrations....2-1
2.1.5 Initial Calibration Verifications....2-2
2.1.6 Continuing Calibrations....2-2
2.1.7 Laboratory Blanks....2-2
2.1.8 Laboratory Control Sample Recovery (Blank Spikes)....2-2
2.1.9 Surrogate Recoveries....2-2
2.1.10 Matrix Spike/Matrix Spike Duplicate Recoveries....2-2
2.1.11 Target Compound Identification....2-3
2.1.12 Compound Quantitation and Reporting Limits....2-3
2.2 Pesticides by SW846-8270C-SIM....2-3
2.2.1 Sample Preservation, Handling, and Transport....2-3
2.2.2 Chain of Custody and Holding Times....2-3
2.2.3 Instrument Performance Checks....2-3
2.2.4 Initial Calibrations....2-3
2.2.5 Initial Calibration Verifications....2-3
2.2.6 Continuing Calibrations....2-3
2.2.7 Laboratory Blanks....2-3
2.2.8 Laboratory Control Sample Recovery (Blank Spikes)....2-4
2.2.9 Surrogate Recoveries....2-4
2.2.10 Matrix Spike/Matrix Spike Duplicate Recoveries....2-4
2.2.11 Target Compound Identification....2-4
2.2.12 Compound Quantitation and Reporting Limits....2-4
2.3 Total Organic Carbon by SW846-9060A....2-4
2.3.1 Blanks....2-4
2.3.2 Laboratory Control Sample Recovery (Blank Spikes)....2-4
2.3.3 Matrix Spike Recoveries....2-4
2.3.3.1 Laboratory Duplicate Result Agreement....2-4
2.3.4 Compound Quantitation and Reporting Limits....2-5
2.4 Field Duplicate Field Duplicate Comparisons....2-5

List of Tables

Table 1-1 Field Sample and Laboratory ID Numbers....1-2
Table 1-2 Data Qualifier References....1-10
Table 1-3 Data Review Qualifier Codes....1-10

Table 2-1 Field Duplicates 2-5
Table 2-2 Field Duplicate Comparisons.....**Error! Bookmark not defined.**

List of Appendices

Appendix A Level 4 Data Calculations
Appendix B Communications
Appendix C Qualified Data Table

Acronyms and Abbreviations

Following is a list of acronyms and abbreviations that may be used in data validation reports.

%D	percent difference	DFTPP	decafluorotriphenylphosphine
%R	percent recovery	DOD	Department Of Defense
µg/L	microgram per liter	DQAR	data quality assessment report
mg/L	milligram per liter	DUP	laboratory duplicate
pg/L	picogram per liter	DVP	data validation procedure
µg/kg	microgram per kilogram	EDB	ethylene dibromide
mg/kg	Milligram per kilogram	EDL	estimated detection limit
ng/kg	nanogram per kilogram	EICP	extracted ion current profile
pg/g	picogram per gram	EPA	Environmental Protection Agency, United States
AA	atomic absorption	EB	equipment blank
ARRF	average relative response factor	FB	field blank
BFB	bromofluorobenzene	GC	gas chromatography
BNA	base/neutral/acid compounds	GC/ECD	gas chromatography/electron capture detector
CCB	continuing calibration blank	GC/ELCD	gas chromatography/electrolytic conductivity detector (Hall detector)
CCC	calibration check compound	GC/FPD	gas chromatography/flame photometric detector
CCV	continuing calibration verification	GC/MS	gas chromatography/mass spectrometry
CF	calibration factor	GC/PID	gas chromatography/photoionization detector
CLP	Contract Laboratory Program	GFAA	graphite furnace atomic absorption
COC	chain of custody record	GPC	gel permeation chromatography
COD	chemical oxygen demand	Hg	mercury
CTO	contract task order	HPLC	high-performance liquid chromatography

CVAA	cold vapor atomic absorption	HRGC/HRMS	high resolution gas chromatography/high resolution mass spectrometry
DBCP	Dibromochloropropane	RF r2	response factor coefficient of determination
DCB	decachlorobiphenyl	RICRF	reconstructed ion chromatogram response factor
4,4'-DDD	4,4'-dichlorodiphenyldichloroethane	RLRIC	reporting limit reconstructed ion chromatogram
4,4'-DDE	4,4'-dichlorodiphenyldichloroethylene	RPDRL	relative percent difference reporting limit
4,4'-DDT	4,4'-dichlorodiphenyltrichloroethane	RRFRPD	relative response factor relative percent difference
ICV	initial calibration verification	RRT RRF	relative retention time relative response factor
IDL	instrument detection limit	RSDRRT	relative standard deviation relative retention time
IR	infrared spectroscopy	RTRSD	retention time relative standard deviation
IRP	installation restoration program	RT	retention time
IS	internal standards	HT	holding time
LCS	laboratory control sample	ICB	initial calibration blank
MBAS	methyl blue active substance	ICP	inductively coupled plasma
MDL	method detection limit	ICS	interference check sample
MS	matrix spike	SDG	sample delivery group
MSA	method of standard addition	SICP	selected ion current profiles
MSD	matrix spike duplicate	s/n	signal to noise ratio
m/z	mass to charge ratio	SOP	standard operating procedure
NFESC	Naval Facilities Engineering Services Center	SOW	statement of work
OP	organophosphorus	SPCC	system performance check compound

PAH	polynuclear aromatic hydrocarbon	SRM	standard reference material
PARCC	precision, accuracy, representativeness, comparability, completeness	SVOC	semivolatile organic compound
PCB	polychlorinated biphenyl	TB	trip blank
PCDD	polychlorinated dibenzodioxin	TCDD	tetrachlorodibenzodioxin
PCDF	polychlorinated dibenzofuran	TCX	tetrachloro-m-xylene
PE	performance evaluation	TDS	total dissolved solids
PEM	performance evaluation mixture	TIC	tentatively identified compound
PFK	perfluorokerosene	TOC	total organic carbon
PQO	project quality objective	TOX	total organic halides
QAPFK	quality assurance perfluorokerosene	TPHE	total petroleum hydrocarbons as extractables
QACQA	quality assurance coordinator quality assurance	UV/VIS	ultraviolet/visible
QAPPQAC	quality assurance project plan quality assurance coordinator	VOA	volatile organic analysis
QCQAPP	quality control quality assurance project plan	VOC	volatile organic compound
QSM QC	quality system manual quality control	VTSR	validated time of sample receipt
rQSM	correlation coefficient quality system manual	WDM	window defining mixture
r2r	coefficient of determination correlation coefficient	DDMU	Benzene, 1,1'-(chloroethenylidene)bis[4-chloro-
DDNU	1,1-Bis(4-chlorophenyl)ethene		

1.0 INTRODUCTION

This data validation report (DVR) contains the results of the data validation conducted for samples collected and analyzed as part of the Remedial Action – Monitored Natural Recovery Component, Palos Verdes Shelf located in Los Angeles County, California. The investigation was conducted according to contract number 68HE0318D0004, Task Order Number 68HE0921F0026. This DVR was subcontracted to E-Lab Consultants (purchase order number; 148044996) from CH2M Hill, Inc. to serve third party data assessment purposes and evaluates the laboratory data contained in the Sample Delivery Group (SDG) listed in **Table 1-1**.

These samples were analyzed in accordance with the approved United States Environmental Protection Agency Solid Waste 846 Compendium sample specific methods or approved laboratory standard operating procedures. **Table 1-1** provides a list of the samples collected, a laboratory sample number cross-reference, sample matrix, date collected, sample purpose, and analytical methods performed for each sample pertaining to this DVR. This DVR is conducted per the analysis requested on the COC in accordance with the Final Quality Assurance Project Plan for Sediment Sampling Program 2022 (QAPP).

The data were evaluated against the quantitative acceptance limits given in the QAPP for the data quality parameters required by the QAPP. **Appendix A** contains full data validation calculations, **Appendix B** contains e-mail communication between Jacobs/Elab/Laboratory, and **Appendix C** contains the qualified data table.

In accordance with QAPP, a review of the data was conducted independent of the laboratory. This review consisted of an evaluation of laboratory performance criteria from the case narrative and an evaluation of the sample-specific criteria included in the laboratory data packages in accordance with the method specific guidance documents.

The validation consists of an evaluation of the chain of custody and associated laboratory sample receipt forms, proper sample preservations, holding times, initial calibration and continuing calibration procedures and results, laboratory control sample (LCS) (and duplicate [LCSD] if reported) accuracy and precision, matrix spike (MS) and matrix spike duplicate (MSD) sample analyses, method blanks, field blanks, and field duplicate precision.

Additional (as applicable) review included;

- Organic Analysis; internal standards, surrogate recoveries, instrument tuning, initial calibration, second source calibration verification, continuing calibration verification, internal standards, degradation summaries, retention times, second column or second detector confirmations

- Inorganic Analysis; Laboratory duplicate precision, instrument tuning, initial calibration, Low-Level Calibration Check Standard, initial and continuing calibration verification, initial and continuing calibration blanks, interference check sample, internal standards, serial dilution results, post digestion spike recoveries, interelement correction factors

The results of the independent data review are presented in **Section 2.0**.

Table 1-1 Field Sample and Laboratory ID Numbers

Field I.D.	Lab I.D.	Matrix	Date Collected	Purpose	Analytical Methods
OA07-SD0002-2211	570-116878-1	SE	11/09/22 07:51	N	A,B,C
OA07-SD0204-2211	570-116878-2	SE	11/09/22 07:52	N	A,B,C
OA07-SD0406-2211	570-116878-3	SE	11/09/22 07:54	N	A,B,C
OA07-SD0608-2211	570-116878-4	SE	11/09/22 07:55	N	A,B,C
OA07-SD0812-2211	570-116878-5	SE	11/09/22 07:56	N	A,B,C
OA07-SD1216-2211	570-116878-6	SE	11/09/22 07:57	N	A,B,C
OA07-SD1620-2211	570-116878-7	SE	11/09/22 07:58	N	A,B,C
OA07-SD2024-2211	570-116878-8	SE	11/09/22 07:59	N	A,B,C
OA07-SD2428-2211	570-116878-9	SE	11/09/22 08:00	N	A,B,C
OA07-SD2832-2211	570-116878-10	SE	11/09/22 08:01	N	A,B,C
OA07-SD3236-2211	570-116878-11	SE	11/09/22 08:03	N	A,B,C
OA07-SD3640-2211	570-116878-12	SE	11/09/22 08:04	N	A,B,C
OA07-SD4044-2211	570-116878-13	SE	11/09/22 08:06	N	A,B,C
OA07-SD4448-2211	570-116878-14	SE	11/09/22 08:08	N	A,B,C
OA07-SD4852-2211	570-116878-15	SE	11/09/22 08:10	N	A,B,C
OA07-SD5256-2211	570-116878-16	SE	11/09/22 08:12	N	A,B,C
OA07-SD0002-2211FD	570-116878-17	SE	11/09/22 08:27	FD	A,B,C

Field I.D.	Lab I.D.	Matrix	Date Collected	Purpose	Analytical Methods
OA07-SD0204-2211FD	570-116878-18	SE	11/09/22 08:28	FD	A,B,C
OA07-SD0406-2211FD	570-116878-19	SE	11/09/22 08:29	FD	A,B,C
OA07-SD0608-2211FD	570-116878-20	SE	11/09/22 08:30	FD	A,B,C
OA07-SD0812-2211FD	570-116878-21	SE	11/09/22 08:31	FD	A,B,C
OA07-SD1216-2211FD	570-116878-22	SE	11/09/22 08:33	FD	A,B,C
OA07-SD1620-2211FD	570-116878-23	SE	11/09/22 08:35	FD	A,B,C
OA07-SD2024-2211FD	570-116878-24	SE	11/09/22 08:36	FD	A,B,C
OA07-SD2428-2211FD	570-116878-25	SE	11/09/22 08:37	FD	A,B,C
OA07-SD2832-2211FD	570-116878-26	SE	11/09/22 08:38	FD	A,B,C
OA07-SD3236-2211FD	570-116878-27	SE	11/09/22 08:41	FD	A,B,C
OA07-SD3640-2211FD	570-116878-28	SE	11/09/22 08:43	FD	A,B,C
OA07-SD4044-2211FD	570-116878-29	SE	11/09/22 08:45	FD	A,B,C
OA07-SD4448-2211FD	570-116878-30	SE	11/09/22 08:46	FD	A,B,C
OA08-SD0002-2211	570-116878-31	SE	11/09/22 09:01	N	A,B,C
OA08-SD0204-2211	570-116878-32	SE	11/09/22 09:03	N	A,B,C
OA08-SD0406-2211	570-116878-33	SE	11/09/22 09:05	N	A,B,C
OA08-SD0608-2211	570-116878-34	SE	11/09/22 09:07	N	A,B,C
OA08-SD0812-2211	570-116878-35	SE	11/09/22 09:07	N	A,B,C
OA08-SD1216-2211	570-116878-36	SE	11/09/22 09:09	N	A,B,C
OA08-SD1620-2211	570-116878-37	SE	11/09/22 09:10	N	A,B,C
OA08-SD2024-2211	570-116878-38	SE	11/09/22 09:11	N	A,B,C
OA08-SD2428-2211	570-116878-39	SE	11/09/22 09:13	N	A,B,C

Field I.D.	Lab I.D.	Matrix	Date Collected	Purpose	Analytical Methods
OA08-SD2832-2211	570-116878-40	SE	11/09/22 09:14	N	A,B,C
OA08-SD3236-2211	570-116878-41	SE	11/09/22 09:16	N	A,B,C
OA08-SD3640-2211	570-116878-42	SE	11/09/22 09:17	N	A,B,C
OA08-SD4044-2211	570-116878-43	SE	11/09/22 09:20	N	A,B,C
OA08-SD4448-2211	570-116878-44	SE	11/09/22 09:21	N	A,B,C
OA08-SD4852-2211	570-116878-45	SE	11/09/22 09:22	N	A,B,C
OA08-SD5256-2211	570-116878-46	SE	11/09/22 09:23	N	A,B,C
OA08-SD5660-2211	570-116878-47	SE	11/09/22 09:25	N	A,B,C
OA08-SD6064-2211	570-116878-48	SE	11/09/22 09:26	N	A,B,C
OA08-SD6468-2211	570-116878-49	SE	11/09/22 09:28	N	A,B,C
OA08-SD6872-2211	570-116878-50	SE	11/09/22 09:30	N	A,B,C
OA09-SD0002-2211	570-116878-51	SE	11/09/22 09:47	N	A,B,C
OA09-SD0204-2211	570-116878-52	SE	11/09/22 09:48	N	A,B,C
OA09-SD0406-2211	570-116878-53	SE	11/09/22 09:49	N	A,B,C
OA09-SD0608-2211	570-116878-54	SE	11/09/22 09:50	N	A,B,C
OA09-SD0812-2211	570-116878-55	SE	11/09/22 09:51	N	A,B,C
OA09-SD1216-2211	570-116878-56	SE	11/09/22 09:52	N	A,B,C
OA09-SD1620-2211	570-116878-57	SE	11/09/22 09:53	N	A,B,C
OA09-SD2024-2211	570-116878-58	SE	11/09/22 09:54	N	A,B,C
OA09-SD2428-2211	570-116878-59	SE	11/09/22 09:55	N	A,B,C
OA09-SD2832-2211	570-116878-60	SE	11/09/22 09:56	N	A,B,C
OA09-SD3236-2211	570-116878-61	SE	11/09/22 09:58	N	A,B,C

Field I.D.	Lab I.D.	Matrix	Date Collected	Purpose	Analytical Methods
OA09-SD3640-2211	570-116878-62	SE	11/09/22 09:59	N	A,B,C
OA09-SD4044-2211	570-116878-63	SE	11/09/22 10:02	N	A,B,C
OA09-SD4448-2211	570-116878-64	SE	11/09/22 10:04	N	A,B,C
OA10-SD0002-2211	570-116878-65	SE	11/09/22 11:01	N	A,B,C
OA10-SD0204-2211	570-116878-66	SE	11/09/22 11:02	N	A,B,C
OA10-SD0406-2211	570-116878-67	SE	11/09/22 11:03	N	A,B,C
OA10-SD0608-2211	570-116878-68	SE	11/09/22 11:04	N	A,B,C
OA10-SD0812-2211	570-116878-69	SE	11/09/22 11:05	N	A,B,C
OA10-SD1216-2211	570-116878-70	SE	11/09/22 11:06	N	A,B,C
OA10-SD1620-2211	570-116878-71	SE	11/09/22 11:07	N	A,B,C
OA10-SD2024-2211	570-116878-72	SE	11/09/22 11:08	N	A,B,C
OA10-SD2428-2211	570-116878-73	SE	11/09/22 11:09	N	A,B,C
OA10-SD2832-2211	570-116878-74	SE	11/09/22 11:10	N	A,B,C
OA10-SD3236-2211	570-116878-75	SE	11/09/22 11:12	N	A,B,C
OA10-SD3640-2211	570-116878-76	SE	11/09/22 11:13	N	A,B,C
OA10-SD0002-2211FD	570-116878-77	SE	11/09/22 11:28	FD	A,B,C
OA10-SD0204-2211FD	570-116878-78	SE	11/09/22 11:29	FD	A,B,C
OA10-SD0406-2211FD	570-116878-79	SE	11/09/22 11:30	FD	A,B,C
OA10-SD0608-2211FD	570-116878-80	SE	11/09/22 11:31	FD	A,B,C
OA10-SD0812-2211FD	570-116878-81	SE	11/09/22 11:32	FD	A,B,C
OA10-SD1216-2211FD	570-116878-82	SE	11/09/22 11:33	FD	A,B,C
OA10-SD1620-2211FD	570-116878-83	SE	11/09/22 11:34	FD	A,B,C

Field I.D.	Lab I.D.	Matrix	Date Collected	Purpose	Analytical Methods
OA10-SD2024-2211FD	570-116878-84	SE	11/09/22 11:35	FD	A,B,C
OA10-SD2428-2211FD	570-116878-85	SE	11/09/22 11:37	FD	A,B,C
OA10-SD2832-2211FD	570-116878-86	SE	11/09/22 11:38	FD	A,B,C
OA10-SD3236-2211FD	570-116878-87	SE	11/09/22 11:40	FD	A,B,C
OA10-SD3640-2211FD	570-116878-88	SE	11/09/22 11:41	FD	A,B,C
OA10-SD4044-2211FD	570-116878-89	SE	11/09/22 11:43	FD	A,B,C
OA11-SD0002-2211	570-116878-90	SE	11/09/22 11:54	N	A,B,C
OA11-SD0204-2211	570-116878-91	SE	11/09/22 11:55	N	A,B,C
OA11-SD0406-2211	570-116878-92	SE	11/09/22 11:56	N	A,B,C
OA11-SD0608-2211	570-116878-93	SE	11/09/22 11:57	N	A,B,C
OA11-SD0812-2211	570-116878-94	SE	11/09/22 11:58	N	A,B,C
OA11-SD1216-2211	570-116878-95	SE	11/09/22 11:59	N	A,B,C
OA11-SD1620-2211	570-116878-96	SE	11/09/22 12:00	N	A,B,C
OA11-SD2024-2211	570-116878-97	SE	11/09/22 12:01	N	A,B,C
OA11-SD2428-2211	570-116878-98	SE	11/09/22 12:02	N	A,B,C
OA11-SD2832-2211	570-116878-99	SE	11/09/22 12:03	N	A,B,C
OA11-SD3236-2211	570-116878-100	SE	11/09/22 12:04	N	A,B,C
OA11-SD3640-2211	570-116878-101	SE	11/09/22 12:06	N	A,B,C
OA11-SD4044-2211	570-116878-102	SE	11/09/22 12:08	N	A,B,C
OA11-SD4448-2211	570-116878-103	SE	11/09/22 12:09	N	A,B,C
OA11-SD4852-2211	570-116878-104	SE	11/09/22 12:10	N	A,B,C
OA11-SD5256-2211	570-116878-105	SE	11/09/22 12:12	N	A,B,C

Field I.D.	Lab I.D.	Matrix	Date Collected	Purpose	Analytical Methods
OA11-SD5660-2211	570-116878-106	SE	11/09/22 12:14	N	A,B,C
OA11-SD6064-2211	570-116878-107	SE	11/09/22 12:15	N	A,B,C
OA11-SD6458-2211	570-116878-108	SE	11/09/22 12:16	N	A,B,C
OA11-SD0002-2211FD	570-116878-109	SE	11/09/22 13:53	FD	A,B,C
OA11-SD0204-2211FD	570-116878-110	SE	11/09/22 13:54	FD	A,B,C
OA11-SD0406-2211FD	570-116878-111	SE	11/09/22 13:55	FD	A,B,C
OA11-SD0608-2211FD	570-116878-112	SE	11/09/22 13:56	FD	A,B,C
OA11-SD0812-2211FD	570-116878-113	SE	11/09/22 13:57	FD	A,B,C
OA11-SD1216-2211FD	570-116878-114	SE	11/09/22 13:58	FD	A,B,C
OA11-SD1620-2211FD	570-116878-115	SE	11/09/22 14:00	FD	A,B,C
OA11-SD2024-2211FD	570-116878-116	SE	11/09/22 14:01	FD	A,B,C
OA11-SD2428-2211FD	570-116878-117	SE	11/09/22 14:02	FD	A,B,C
OA11-SD2832-2211FD	570-116878-118	SE	11/09/22 14:04	FD	A,B,C
OA11-SD3236-2211FD	570-116878-119	SE	11/09/22 14:06	FD	A,B,C
OA11-SD3640-2211FD	570-116878-120	SE	11/09/22 14:07	FD	A,B,C

Field I.D.	Lab I.D.	Matrix	Date Collected	Purpose	Analytical Methods
OA11-SD4044-2211FD	570-116878-121	SE	11/09/22 14:08	FD	A,B,C
OA11-SD4448-2211FD	570-116878-122	SE	11/09/22 14:09	FD	A,B,C
OA11-SD4852-2211FD	570-116878-123	SE	11/09/22 14:11	FD	A,B,C
OA11-SD5256-2211FD	570-116878-124	SE	11/09/22 14:12	FD	A,B,C
OA11-SD5660-2211FD	570-116878-125	SE	11/09/22 14:15	FD	A,B,C
OA11-SD6064-2211FD	570-116878-126	SE	11/09/22 14:16	FD	A,B,C
OA12-SD4044-2211FD	570-116878-154	SE	11/09/22 14:16	FD	A,B,C
OA11-SD6468-2211FD	570-116878-127	SE	11/09/22 14:18	FD	A,B,C
OA11-SD6872-2211FD	570-116878-128	SE	11/09/22 14:19	FD	A,B,C
OA12-SD0002-2211	570-116878-129	SE	11/09/22 14:32	N	A,B,C
OA12-SD0204-2211	570-116878-130	SE	11/09/22 14:33	N	A,B,C
OA12-SD0406-2211	570-116878-131	SE	11/09/22 14:34	N	A,B,C
OA12-SD0608-2211	570-116878-132	SE	11/09/22 14:35	N	A,B,C
OA12-SD0812-2211	570-116878-133	SE	11/09/22 14:36	N	A,B,C
OA12-SD1216-2211	570-116878-134	SE	11/09/22 14:37	N	A,B,C
OA12-SD1620-2211	570-116878-135	SE	11/09/22 14:38	N	A,B,C
OA12-SD2024-2211	570-116878-136	SE	11/09/22 14:39	N	A,B,C
OA12-SD2428-2211	570-116878-137	SE	11/09/22 14:40	N	A,B,C

Field I.D.	Lab I.D.	Matrix	Date Collected	Purpose	Analytical Methods
OA12-SD2832-2211	570-116878-138	SE	11/09/22 14:41	N	A,B,C
OA12-SD3236-2211	570-116878-139	SE	11/09/22 14:42	N	A,B,C
OA12-SD3640-2211	570-116878-140	SE	11/09/22 14:43	N	A,B,C
OA12-SD4044-2211	570-116878-141	SE	11/09/22 14:45	N	A,B,C
OA12-SD0002-2211FD	570-116878-142	SE	11/09/22 15:00	FD	A,B,C
OA12-SD0204-2211FD	570-116878-143	SE	11/09/22 15:01	FD	A,B,C
OA12-SD0406-2211FD	570-116878-144	SE	11/09/22 15:02	FD	A,B,C
OA12-SD0608-2211FD	570-116878-145	SE	11/09/22 15:03	FD	A,B,C
OA12-SD0812-2211FD	570-116878-146	SE	11/09/22 15:04	FD	A,B,C
OA12-SD1216-2211FD	570-116878-147	SE	11/09/22 15:05	FD	A,B,C
OA12-SD1620-2211FD	570-116878-148	SE	11/09/22 15:06	FD	A,B,C
OA12-SD2024-2211FD	570-116878-149	SE	11/09/22 15:07	FD	A,B,C
OA12-SD2428-2211FD	570-116878-150	SE	11/09/22 15:08	FD	A,B,C
OA12-SD2832-2211FD	570-116878-151	SE	11/09/22 15:10	FD	A,B,C
OA12-SD3236-2211FD	570-116878-152	SE	11/09/22 15:12	FD	A,B,C
OA12-SD3640-2211FD	570-116878-153	SE	11/09/22 15:14	FD	A,B,C

SE-Sediment
FD-Field Duplicate (parent samples are identified by the sample ID prefix.
N-Normal Environmental Sample
N*-No parent sample was submitted for analysis.
Analytical Methods: A-SW846 8270C SIM CON - PCB Congeners (GC/MS)

B-SW846 8270C SIM - Organochlorine Pesticides (GC/MS SIM)

C-SW846 9060A -Total Organic Carbon

Following the specifications in the QAPP related to the data validation process, the data were annotated with data validation qualifiers and codes as described in **Table 1-2 and Table 1-3.**

Table 1-2
Data Qualifier References

Qualifier	Organics	Inorganics
U	The analyte was analyzed for but was not detected above the method detection limit.	The analyte was analyzed for but was not detected above the method detection limit.
J	The analyte was positively identified; the associated numerical value is the approximate concentration of the analyte in the sample.	The result is an estimated quantity. The associated numerical value is the approximate concentration of the analyte in the sample.
N	The analysis indicates the presence of an analyte for which there is presumptive evidence to make a "tentative identification."	Not applicable.
NJ	The analysis indicates the presence of an analyte that has been "tentatively identified" and the associated numerical value represents its approximate concentration.	Not applicable.
UJ	The analyte was not detected above the method detection limit. However, the associated value is approximate and may or may not represent the actual limit of quantitation necessary to accurately and precisely measure the analyte in the sample.	The analyte was analyzed for but was not detected. The associated value is an estimate and may be inaccurate or imprecise.
R	The sample results are rejected due to serious deficiencies in the ability to analyze the sample and to meet quality control criteria. The presence or absence of the analyte cannot be verified.	The data are unusable. The sample results are rejected due to serious deficiencies in meeting the Quality Control (QC) criteria. The analyte may or may not be present in the sample.

Table 1-3
Data Review Qualifier Codes

Qualifier	Organics	Inorganics
H	Holding times were exceeded.	Holding times were exceeded.
S	Surrogate recovery was outside QC limits.	The sequence or number of standards used for the calibration was incorrect.
C	Calibration %RSD, r, r2 or %D were noncompliant	Correlation coefficient is <0.995.

Qualifier	Organics	Inorganics
R	Calibration RRF was <0.05.	%R for calibration is not within control limits
B	Presumed contamination from preparation (method blank)	Presumed contamination from preparation (method) blank or calibration blank
L	Laboratory Control Sample/Laboratory Control Sample Duplicate %R or RPD was not within control limits	Laboratory Control Sample/Laboratory Control Sample Duplicate %R or RPD was not within control limits
Q	MS/MSD recovery was poor	MS/MSD recovery was poor.
E	MS/MSD or Duplicate RPD was high.	MS/MSD or Duplicate RPD or difference was high.
I	Internal standard performance was unsatisfactory	ICP ICS results were unsatisfactory.
A	Not applicable.	ICP Serial Dilution %D were not within control limits
M	Instrument Performance Check (BFB or DFTPP) was noncompliant	Not applicable.
T	Presumed contamination from trip blank.	Not applicable.
F	Presumed contamination from FB or ER.	Presumed contamination from FB or ER.
D	The analysis with this flag should not be used because another more technically sound analysis is available.	The analysis with this flag should not be used because another more technically sound analysis is available.
P	Instrument performance for pesticides was poor	Post Digestion Spike recovery was not within control limits
*#	Unusual problems found with the data that have been described in Section 2, "Data Validation Findings." The number following the asterisk (*) will indicate the section in the validation report where a description of the problem can be found.	Unusual problems found with the data that have been described in Section 2, "Data Validation Findings." The number following the asterisk (*) will indicate the section in the validation report where a description of the problem can be found.

2.0 DATA VALIDATION RESULTS

2.1 PCBs by SW846-8270C-SIM

2.1.1 Sample Preservation, Handling, and Transport

All samples arrived at the laboratory on time, and within preservation requirements. All QC requirements were met as required by the QAPP. The laboratory reports that one container of samples (OA10-SD0002-2211 (570-116878-65), OA11-SD0002-2211 (570-116878-90), OA11-SD0608-2211 (570-116878-93) and OA11-SD0608-2211FD (570-116878-112)) arrived broken and no volume could be recovered from the broken container.

The laboratory reports that the following samples arrived with limited sample volume: OA07-SD0002-2211 (570-116878-1), OA07-SD0204-2211 (570-116878-2), OA07-SD0406-2211 (570-116878-3), OA07-SD0608-2211 (570-116878-4), OA07-SD0002-2211FD (570-116878-17), OA10-SD0608-2211 (570-116878-68), OA10-SD0002-2211FD (570-116878-77), OA10-SD0204-2211FD (570-116878-78), OA10-SD0406-2211FD (570-116878-79), OA10-SD0608-2211FD (570-116878-80), OA11-SD0204-2211 (570-116878-91), OA11-SD0406-2211 (570-116878-92), OA11-SD0002-2211FD (570-116878-109), OA11-SD0204-2211FD (570-116878-110), OA11-SD0406-2211FD (570-116878-111), OA12-SD0002-2211 (570-116878-129), OA12-SD0204-2211 (570-116878-130), OA12-SD0406-2211 (570-116878-131), OA12-SD0608-2211 (570-116878-132), OA12-SD0002-2211FD (570-116878-142), OA12-SD0204-2211FD (570-116878-143), OA12-SD0406-2211FD (570-116878-144) and OA12-SD0608-2211FD (570-116878-145).

- One container for the following samples were received in Denver broken: OA10-SD0002-2211 (570-116878-65), OA11-SD0002-2211 (570-116878-90), OA11-SD0608-2211 (570-116878-93) and OA11-SD0608-2211FD (570-116878-112). No volume could be recovered from the broken container.

2.1.2 Chain of Custody and Holding Times

A cross reference of the COC and analytical report has concluded all extractions and analysis were performed within the required holding times.

2.1.3 Instrument Performance Checks

Data were verified that the mass spectral abundance and assignment are correct and within the method requirements. All samples were analyzed with an acceptable DFTPP performance check and within the 12-hour window requirement.

2.1.4 Initial Calibrations

All initial calibration average %RSD were within the method requirements.

2.1.5 Initial Calibration Verifications

The initial calibration curve was verified with a second source standard mix that contained all target compounds. All recoveries were acceptable.

2.1.6 Continuing Calibrations

Continuing calibration percent differences were within the requirements as stipulated. Continuing Calibrations were performed with acceptable results on a 12-hour basis. Full data validation verified the raw data compared to the Form VII values. No discrepancies were revealed.

- Method 8270C SIM CON: The continuing calibration verification (CCV) associated with batch 570-285517 recovered above the upper control limit for PCB-37, PCB-66, PCB-74, PCB-99, and PCB-119. The samples associated with this CCV were non-detects for the affected analytes; therefore, the data have been reported. The associated sample is impacted: (CCVIS 570-285517/5).
    - Sample impacted is LCSD 570-295744/3-A (a LCSD). None of the normal environmental sample data qualified.

2.1.7 Laboratory Blanks

Each analytical batch was represented with a MB. None of the data is qualified based on associated blank contaminations.

2.1.8 Laboratory Control Sample Recovery (Blank Spikes)

All LCS recoveries were within QC limits.

2.1.9 Surrogate Recoveries

All surrogate recoveries were within QC limits or were made unusable due to dilutions with the following exception(s).

- Elevated recoveries; QA07-SD3640-2211FD (570-116878-28), OA09-SD0812-2211 (-55), OA09-SD2024-2211 (-58), OA09-SD2832-2211 (-60), OA09-SD3236-2211 (-61), OA09-SD3640-2211 (-62), OA09-SD4044-2211 (-63), OA10-SD0406-2211 (-67), , OA10-SD2832-2211 (-74), OA10-SD3640-2211 (-76), OA10-SD0608-2211FD (-80), OA10-SD1620-2211FD (-83), OA11-SD2832-2211 (-99), OA11-SD3640-2211 (-101).
    - Samples (detects) are qualified J-S
- Low recoveries; OA10-SD2428-2211 (-73)
    - Detects and non-detects are qualified J/UJ-S

2.1.10 Matrix Spike/Matrix Spike Duplicate Recoveries

Matrix spike samples were not designated for this SDG.

2.1.11 Target Compound Identification

Target Compounds were reviewed for their pattern responses and retention times.

2.1.12 Compound Quantitation and Reporting Limits

Reporting limits were verified to be equal to the Level of Detection (LOD). The LODs have been verified to meet or exceed the project required performance standards. Sample dilutions, cleanup concentrations, and moisture correction and reanalysis have been applied to all reportable results. Ten percent of the reported data was validated for quantification and qualifications. None of the data was miscalculated or patterns misidentified.

2.2 Pesticides by SW846-8270C-SIM

2.2.1 Sample Preservation, Handling, and Transport

All samples arrived at the laboratory intact, on time, and within preservation requirements. All QC requirements were met as required by the QAPP.

2.2.2 Chain of Custody and Holding Times

A cross reference of the COC and analytical report has concluded all extractions and analysis were performed within the required holding times.

2.2.3 Instrument Performance Checks

Data were verified that the mass spectral abundance and assignment are correct and within the method requirements. All samples were analyzed with an acceptable DFTPP performance check and within the 12-hour window requirement.

2.2.4 Initial Calibrations

All initial calibration average %RSD were within the method requirements.

2.2.5 Initial Calibration Verifications

The initial calibration curve was verified with a second source standard mix that contained all target compounds. All recoveries were acceptable.

2.2.6 Continuing Calibrations

Continuing Calibrations were performed with acceptable results on a 12-hour basis. Full data validation verified the raw data compared to the Form VII values. No discrepancies were revealed. Continuing calibration percent differences were within the requirements as stipulated with the following exception(s).

2.2.7 Laboratory Blanks

Each analytical batch was represented with a MB. None of the data is qualified based on associated blank contaminations.

2.2.8 Laboratory Control Sample Recovery (Blank Spikes)

All LCS recoveries were within QC limits.

2.2.9 Surrogate Recoveries

All surrogate recoveries were within QC limits with the following exception(s).

- Method 8270C_SIM Because of dilutions (<2X), the surrogate spike concentration in the samples were reduced to a level where the recovery calculation does not provide useful information or the 1X analysis were within QC limits.
    - No data were qualified.

2.2.10 Matrix Spike/Matrix Spike Duplicate Recoveries

Matrix spike samples were not designated for this SDG.

2.2.11 Target Compound Identification

Target Compounds were reviewed for their pattern responses and retention times.

2.2.12 Compound Quantitation and Reporting Limits

Reporting limits were verified to be equal to the Level of Detection (LOD). The LODs have been verified to meet or exceed the project required performance standards. Sample dilutions, cleanup concentrations, and moisture correction and reanalysis have been applied to all reportable results. Ten percent of the reported data was validated for quantification and qualifications. None of the data was miscalculated or patterns misidentified. The laboratory notes the following elevated reporting limits.

2.3 Total Organic Carbon by SW846-9060A

2.3.1 Blanks

The MB's report all target compounds not detected.

2.3.2 Laboratory Control Sample Recovery (Blank Spikes)

All LCS/D recoveries are within the laboratory established control limits.

2.3.3 Matrix Spike Recoveries

Samples 570-116878-68 , 570-116878-10 , and 570-116878-A-144 were used for spiking. All TOC recoveries were within QC limits.

2.3.3.1 Laboratory Duplicate Result Agreement

Samples 570-116878-68 , 570-116878-10 , and 570-116878-A-144 were used for duplicating. All TOC recoveries were within QC limits. (Note; the laboratory case narrative states that the duplicate contained in batch 580-413731 was outside control limits). This is an error. All duplicates are <20%D.

2.3.4 Compound Quantitation and Reporting Limits

Reporting limits were verified to be equal to the LOD. Sample dilutions, cleanup concentrations, and moisture correction have been applied to all reportable results.

2.4 Field Duplicate Comparisons

The following field duplicate samples were collected.

Table 2-1
Field Duplicates

#sys_sample_code	lab_sample_id
OA07-SD0002-2211-11092022	570-116878-1
OA07-SD0002-2211FD-11092022	570-116878-17
OA07-SD0204-2211-11092022	570-116878-2
OA07-SD0204-2211FD-11092022	570-116878-18
OA07-SD0406-2211-11092022	570-116878-3
OA07-SD0406-2211FD-11092022	570-116878-19
OA07-SD0608-2211-11092022	570-116878-4
OA07-SD0608-2211FD-11092022	570-116878-20
OA07-SD0812-2211-11092022	570-116878-5
OA07-SD0812-2211FD-11092022	570-116878-21
OA07-SD1216-2211-11092022	570-116878-6
OA07-SD1216-2211FD-11092022	570-116878-22
OA07-SD1620-2211-11092022	570-116878-7
OA07-SD1620-2211FD-11092022	570-116878-23
OA07-SD2024-2211-11092022	570-116878-8
OA07-SD2024-2211FD-11092022	570-116878-24
OA07-SD2428-2211-11092022	570-116878-9
OA07-SD2428-2211FD-11092022	570-116878-25
OA07-SD2832-2211-11092022	570-116878-10
OA07-SD2832-2211FD-11092022	570-116878-26
OA07-SD3236-2211-11092022	570-116878-11
OA07-SD3236-2211FD-11092022	570-116878-27
OA07-SD3640-2211-11092022	570-116878-12
OA07-SD3640-2211FD-11092022	570-116878-28
OA07-SD4044-2211-11092022	570-116878-13
OA07-SD4044-2211FD-11092022	570-116878-29
OA07-SD4448-2211-11092022	570-116878-14
OA07-SD4448-2211FD-11092022	570-116878-30
OA10-SD0002-2211-11092022	570-116878-65
OA10-SD0002-2211FD-11092022	570-116878-77
OA10-SD0204-2211-11092022	570-116878-66
OA10-SD0204-2211FD-11092022	570-116878-78
OA10-SD0406-2211-11092022	570-116878-67
OA10-SD0406-2211FD-11092022	570-116878-79
OA10-SD0608-2211-11092022	570-116878-68

#sys_sample_code	lab_sample_id
OA10-SD0608-2211FD-11092022	570-116878-80
OA10-SD0812-2211-11092022	570-116878-69
OA10-SD0812-2211FD-11092022	570-116878-81
OA10-SD1216-2211-11092022	570-116878-70
OA10-SD1216-2211FD-11092022	570-116878-82
OA10-SD1620-2211-11092022	570-116878-71
OA10-SD1620-2211FD-11092022	570-116878-83
OA10-SD2024-2211-11092022	570-116878-72
OA10-SD2024-2211FD-11092022	570-116878-84
OA10-SD2428-2211-11092022	570-116878-73
OA10-SD2428-2211FD-11092022	570-116878-85
OA10-SD2832-2211-11092022	570-116878-74
OA10-SD2832-2211FD-11092022	570-116878-86
OA10-SD3236-2211-11092022	570-116878-75
OA10-SD3236-2211FD-11092022	570-116878-87
OA10-SD3640-2211-11092022	570-116878-76
OA10-SD3640-2211FD-11092022	570-116878-88
OA10-SD4044-2211FD-11092022	570-116878-89
OA11-SD0002-2211-11092022	570-116878-90
OA11-SD0002-2211FD-11092022	570-116878-109
OA11-SD0204-2211-11092022	570-116878-91
OA11-SD0204-2211FD-11092022	570-116878-110
OA11-SD0406-2211-11092022	570-116878-92
OA11-SD0406-2211FD-11092022	570-116878-111
OA11-SD0608-2211-11092022	570-116878-93
OA11-SD0608-2211FD-11092022	570-116878-112
OA11-SD0812-2211-11092022	570-116878-94
OA11-SD0812-2211FD-11092022	570-116878-113
OA11-SD1216-2211-11092022	570-116878-95
OA11-SD1216-2211FD-11092022	570-116878-114
OA11-SD1620-2211-11092022	570-116878-96
OA11-SD1620-2211FD-11092022	570-116878-115
OA11-SD2024-2211-11092022	570-116878-97
OA11-SD2024-2211FD-11092022	570-116878-116
OA11-SD2428-2211-11092022	570-116878-98
OA11-SD2428-2211FD-11092022	570-116878-117
OA11-SD2832-2211-11092022	570-116878-99
OA11-SD2832-2211FD-11092022	570-116878-118
OA11-SD3236-2211-11092022	570-116878-100
OA11-SD3236-2211FD-11092022	570-116878-119
OA11-SD3640-2211-11092022	570-116878-101
OA11-SD3640-2211FD-11092022	570-116878-120
OA11-SD4044-2211-11092022	570-116878-102
OA11-SD4044-2211FD-11092022	570-116878-121

#sys_sample_code	lab_sample_id
OA11-SD4448-2211-11092022	570-116878-103
OA11-SD4448-2211FD-11092022	570-116878-122
OA11-SD4852-2211-11092022	570-116878-104
OA11-SD4852-2211FD-11092022	570-116878-123
OA11-SD5256-2211-11092022	570-116878-105
OA11-SD5256-2211FD-11092022	570-116878-124
OA11-SD5660-2211-11092022	570-116878-106
OA11-SD5660-2211FD-11092022	570-116878-125
OA11-SD6064-2211-11092022	570-116878-107
OA11-SD6064-2211FD-11092022	570-116878-126
OA11-SD6458-2211-11092022	570-116878-108
OA11-SD6468-2211FD-11092022	570-116878-127
OA11-SD6872-2211FD-11092022	570-116878-128
OA12-SD0002-2211-11092022	570-116878-129
OA12-SD0002-2211FD-11092022	570-116878-142
OA12-SD0204-2211-11092022	570-116878-130
OA12-SD0204-2211FD-11092022	570-116878-143
OA12-SD0406-2211-11092022	570-116878-131
OA12-SD0406-2211FD-11092022	570-116878-144
OA12-SD0608-2211-11092022	570-116878-132
OA12-SD0608-2211FD-11092022	570-116878-145
OA12-SD0812-2211-11092022	570-116878-133
OA12-SD0812-2211FD-11092022	570-116878-146
OA12-SD1216-2211-11092022	570-116878-134
OA12-SD1216-2211FD-11092022	570-116878-147
OA12-SD1620-2211-11092022	570-116878-135
OA12-SD1620-2211FD-11092022	570-116878-148
OA12-SD2024-2211-11092022	570-116878-136
OA12-SD2024-2211FD-11092022	570-116878-149
OA12-SD2428-2211-11092022	570-116878-137
OA12-SD2428-2211FD-11092022	570-116878-150
OA12-SD2832-2211-11092022	570-116878-138
OA12-SD2832-2211FD-11092022	570-116878-151
OA12-SD3236-2211-11092022	570-116878-139
OA12-SD3236-2211FD-11092022	570-116878-152
OA12-SD3640-2211-11092022	570-116878-140
OA12-SD3640-2211FD-11092022	570-116878-153
OA12-SD4044-2211-11092022	570-116878-141
OA12-SD4044-2211FD-11092022	570-116878-154

Table 2-2
Field Duplicate Comparision

Field ID	lab_I d	chemical_name	result	RPD
OA07-SD0002-2211-11092022	570-116878-1	2,4'-DDD	160	
OA07-SD0002-2211FD-11092022	570-116878-17	2,4'-DDD	<DL	200.00
OA07-SD0204-2211-11092022	570-116878-2	2,4'-DDD	110	
OA07-SD0204-2211FD-11092022	570-116878-18	2,4'-DDD	140	-6.00
OA07-SD0406-2211-11092022	570-116878-3	2,4'-DDD	250	
OA07-SD0406-2211FD-11092022	570-116878-19	2,4'-DDD	230	2.08
OA07-SD0608-2211-11092022	570-116878-4	2,4'-DDD	470	
OA07-SD0608-2211FD-11092022	570-116878-20	2,4'-DDD	400	4.02
OA07-SD0812-2211-11092022	570-116878-5	2,4'-DDD	670	
OA07-SD0812-2211FD-11092022	570-116878-21	2,4'-DDD	<DL	200.00
OA07-SD2024-2211-11092022	570-116878-8	2,4'-DDD	450	
OA07-SD2024-2211FD-11092022	570-116878-24	2,4'-DDD	<DL	200.00
OA07-SD2428-2211-11092022	570-116878-9	2,4'-DDD	29	
OA07-SD2428-2211FD-11092022	570-116878-25	2,4'-DDD	<DL	200.00
OA07-SD2832-2211-11092022	570-116878-10	2,4'-DDD	8.4	
OA07-SD2832-2211FD-11092022	570-116878-26	2,4'-DDD	<DL	200.00
OA07-SD3236-2211-11092022	570-116878-11	2,4'-DDD	4.8	
OA07-SD3236-2211FD-11092022	570-116878-27	2,4'-DDD	<DL	200.00
OA07-SD3640-2211-11092022	570-116878-12	2,4'-DDD	1.9	

Field ID	lab_I d	chemical_name	result	RPD
OA07-SD3640-2211FD-11092022	570-116878-28	2,4'-DDD	11	-35.27
OA07-SD4044-2211-11092022	570-116878-13	2,4'-DDD	0.87	
OA07-SD4044-2211FD-11092022	570-116878-29	2,4'-DDD	<DL	200.00
OA07-SD4448-2211-11092022	570-116878-14	2,4'-DDD	<DL	
OA07-SD4448-2211FD-11092022	570-116878-30	2,4'-DDD	1.2	200.00
OA10-SD0204-2211-11092022	570-116878-66	2,4'-DDD	50	
OA10-SD0204-2211FD-11092022	570-116878-78	2,4'-DDD	44	3.19
OA10-SD0406-2211-11092022	570-116878-67	2,4'-DDD	65	
OA10-SD0406-2211FD-11092022	570-116878-79	2,4'-DDD	67	-0.76
OA10-SD0608-2211-11092022	570-116878-68	2,4'-DDD	<DL	
OA10-SD0608-2211FD-11092022	570-116878-80	2,4'-DDD	110	200.00
OA10-SD0812-2211-11092022	570-116878-69	2,4'-DDD	77	
OA10-SD0812-2211FD-11092022	570-116878-81	2,4'-DDD	120	-10.91
OA10-SD1216-2211-11092022	570-116878-70	2,4'-DDD	330	
OA10-SD1216-2211FD-11092022	570-116878-82	2,4'-DDD	320	0.77
OA10-SD1620-2211-11092022	570-116878-71	2,4'-DDD	240	
OA10-SD1620-2211FD-11092022	570-116878-83	2,4'-DDD	180	7.14
OA10-SD2024-2211-11092022	570-116878-72	2,4'-DDD	70	
OA10-SD2024-2211FD-11092022	570-116878-84	2,4'-DDD	27	22.16
OA10-SD2428-2211-11092022	570-116878-73	2,4'-DDD	39	
OA10-SD2428-2211FD-11092022	570-116878-85	2,4'-DDD	14	23.58
OA10-SD2832-2211-11092022	570-116878-74	2,4'-DDD	47	
OA10-SD2832-2211FD-11092022	570-116878-86	2,4'-DDD	2.2	45.53

Field ID	lab_I d	chemical_name	result	RPD
OA10-SD3236-2211-11092022	570-116878-75	2,4'-DDD	<DL	
OA10-SD3236-2211FD-11092022	570-116878-87	2,4'-DDD	7.9	200.00
OA10-SD3640-2211-11092022	570-116878-76	2,4'-DDD	23	.
OA10-SD3640-2211FD-11092022	570-116878-88	2,4'-DDD	<DL	200.00
OA11-SD0002-2211-11092022	570-116878-90	2,4'-DDD	41	
OA11-SD0002-2211FD-11092022	570-116878-109	2,4'-DDD	<DL	200.00
OA11-SD0204-2211-11092022	570-116878-91	2,4'-DDD	<DL	
OA11-SD0204-2211FD-11092022	570-116878-110	2,4'-DDD	120	200.00
OA11-SD0406-2211-11092022	570-116878-92	2,4'-DDD	46	
OA11-SD0406-2211FD-11092022	570-116878-111	2,4'-DDD	<DL	200.00
OA11-SD0608-2211-11092022	570-116878-93	2,4'-DDD	49	
OA11-SD0608-2211FD-11092022	570-116878-112	2,4'-DDD	210	-31.08
OA11-SD0812-2211-11092022	570-116878-94	2,4'-DDD	62	
OA11-SD0812-2211FD-11092022	570-116878-113	2,4'-DDD	<DL	200.00
OA11-SD1216-2211-11092022	570-116878-95	2,4'-DDD	130	
OA11-SD1216-2211FD-11092022	570-116878-114	2,4'-DDD	<DL	200.00
OA11-SD2024-2211-11092022	570-116878-97	2,4'-DDD	<DL	
OA11-SD2024-2211FD-11092022	570-116878-116	2,4'-DDD	210	200.00
OA11-SD2832-2211-11092022	570-116878-99	2,4'-DDD	1600	
OA11-SD2832-2211FD-11092022	570-116878-118	2,4'-DDD	<DL	200.00
OA11-SD3640-2211-11092022	570-116878-101	2,4'-DDD	1400	
OA11-SD3640-2211FD-11092022	570-116878-120	2,4'-DDD	<DL	200.00
OA11-SD4044-2211-11092022	570-116878-102	2,4'-DDD	1300	

Field ID	lab_I d	chemical_name	result	RPD
OA11-SD4044-2211FD-11092022	570-116878-121	2,4'-DDD	<DL	200.00
OA11-SD4448-2211-11092022	570-116878-103	2,4'-DDD	380	
OA11-SD4448-2211FD-11092022	570-116878-122	2,4'-DDD	720	-15.45
OA11-SD4852-2211-11092022	570-116878-104	2,4'-DDD	<DL	
OA11-SD4852-2211FD-11092022	570-116878-123	2,4'-DDD	210	200.00
OA11-SD5256-2211-11092022	570-116878-105	2,4'-DDD	<DL	
OA11-SD5256-2211FD-11092022	570-116878-124	2,4'-DDD	4.8	200.00
OA11-SD5660-2211-11092022	570-116878-106	2,4'-DDD	<DL	
OA11-SD5660-2211FD-11092022	570-116878-125	2,4'-DDD	7.9	200.00
OA11-SD6458-2211-11092022	570-116878-108	2,4'-DDD	<DL	
OA11-SD6468-2211FD-11092022	570-116878-127	2,4'-DDD	0.30	200.00
OA12-SD0002-2211-11092022	570-116878-129	2,4'-DDD	32	
OA12-SD0002-2211FD-11092022	570-116878-142	2,4'-DDD	<DL	200.00
OA12-SD0204-2211-11092022	570-116878-130	2,4'-DDD	22	
OA12-SD0204-2211FD-11092022	570-116878-143	2,4'-DDD	22	0.00
OA12-SD0406-2211-11092022	570-116878-131	2,4'-DDD	53	
OA12-SD0406-2211FD-11092022	570-116878-144	2,4'-DDD	21	21.62
OA12-SD0812-2211-11092022	570-116878-133	2,4'-DDD	<DL	
OA12-SD0812-2211FD-11092022	570-116878-146	2,4'-DDD	34	200.00
OA12-SD1216-2211-11092022	570-116878-134	2,4'-DDD	<DL	
OA12-SD1216-2211FD-11092022	570-116878-147	2,4'-DDD	130	200.00
OA12-SD1620-2211-11092022	570-116878-135	2,4'-DDD	94	
OA12-SD1620-2211FD-11092022	570-116878-148	2,4'-DDD	110	-3.92

Field ID	lab_I d	chemical_name	result	RPD
OA12-SD2024-2211-11092022	570-116878-136	2,4'-DDD	25	
OA12-SD2024-2211FD-11092022	570-116878-149	2,4'-DDD	19	6.82
OA12-SD2832-2211-11092022	570-116878-138	2,4'-DDD	2.9	
OA12-SD2832-2211FD-11092022	570-116878-151	2,4'-DDD	<DL	200.00
OA12-SD3236-2211-11092022	570-116878-139	2,4'-DDD	22	
OA12-SD3236-2211FD-11092022	570-116878-152	2,4'-DDD	0.82	46.41
OA12-SD3640-2211-11092022	570-116878-140	2,4'-DDD	0.33	
OA12-SD3640-2211FD-11092022	570-116878-153	2,4'-DDD	0.16	17.35
OA12-SD4044-2211-11092022	570-116878-141	2,4'-DDD	0.26	
OA12-SD4044-2211FD-11092022	570-116878-154	2,4'-DDD	<DL	200.00
OA07-SD0002-2211-11092022	570-116878-1	2,4'-DDE	1300	
OA07-SD0002-2211FD-11092022	570-116878-17	2,4'-DDE	920	8.56
OA07-SD0204-2211-11092022	570-116878-2	2,4'-DDE	990	
OA07-SD0204-2211FD-11092022	570-116878-18	2,4'-DDE	1000	-0.25
OA07-SD0406-2211-11092022	570-116878-3	2,4'-DDE	1500	
OA07-SD0406-2211FD-11092022	570-116878-19	2,4'-DDE	1300	3.57
OA07-SD0608-2211-11092022	570-116878-4	2,4'-DDE	4700	
OA07-SD0608-2211FD-11092022	570-116878-20	2,4'-DDE	2200	18.12
OA07-SD0812-2211-11092022	570-116878-5	2,4'-DDE	8600	
OA07-SD0812-2211FD-11092022	570-116878-21	2,4'-DDE	2200	29.63
OA07-SD1216-2211-11092022	570-116878-6	2,4'-DDE	15000	
OA07-SD1216-2211FD-11092022	570-116878-22	2,4'-DDE	10000	10.00
OA07-SD1620-2211-11092022	570-116878-7	2,4'-DDE	10000	

Field ID	lab_I d	chemical_name	result	RPD
OA07-SD1620-2211FD-11092022	570-116878-23	2,4'-DDE	7800	6.18
OA07-SD2024-2211-11092022	570-116878-8	2,4'-DDE	5800	
OA07-SD2024-2211FD-11092022	570-116878-24	2,4'-DDE	2100	23.42
OA07-SD2428-2211-11092022	570-116878-9	2,4'-DDE	160	
OA07-SD2428-2211FD-11092022	570-116878-25	2,4'-DDE	680	-30.95
OA07-SD2832-2211-11092022	570-116878-10	2,4'-DDE	57	
OA07-SD2832-2211FD-11092022	570-116878-26	2,4'-DDE	120	-17.80
OA07-SD3236-2211-11092022	570-116878-11	2,4'-DDE	31	
OA07-SD3236-2211FD-11092022	570-116878-27	2,4'-DDE	60	-15.93
OA07-SD3640-2211-11092022	570-116878-12	2,4'-DDE	12	
OA07-SD3640-2211FD-11092022	570-116878-28	2,4'-DDE	84	-37.50
OA07-SD4044-2211-11092022	570-116878-13	2,4'-DDE	5.1	
OA07-SD4044-2211FD-11092022	570-116878-29	2,4'-DDE	98	-45.05
OA07-SD4448-2211-11092022	570-116878-14	2,4'-DDE	17	
OA07-SD4448-2211FD-11092022	570-116878-30	2,4'-DDE	8.9	15.64
OA10-SD0002-2211-11092022	570-116878-65	2,4'-DDE	380	
OA10-SD0002-2211FD-11092022	570-116878-77	2,4'-DDE	330	3.52
OA10-SD0204-2211-11092022	570-116878-66	2,4'-DDE	330	
OA10-SD0204-2211FD-11092022	570-116878-78	2,4'-DDE	280	4.10
OA10-SD0406-2211-11092022	570-116878-67	2,4'-DDE	350	
OA10-SD0406-2211FD-11092022	570-116878-79	2,4'-DDE	380	-2.05
OA10-SD0608-2211-11092022	570-116878-68	2,4'-DDE	890	
OA10-SD0608-2211FD-11092022	570-116878-80	2,4'-DDE	580	10.54

Field ID	lab_I d	chemical_name	result	RPD
OA10-SD0812-2211-11092022	570-116878-69	2,4'-DDE	670	
OA10-SD0812-2211FD-11092022	570-116878-81	2,4'-DDE	750	-2.82
OA10-SD1216-2211-11092022	570-116878-70	2,4'-DDE	3000	
OA10-SD1216-2211FD-11092022	570-116878-82	2,4'-DDE	2600	3.57
OA10-SD1620-2211-11092022	570-116878-71	2,4'-DDE	1700	
OA10-SD1620-2211FD-11092022	570-116878-83	2,4'-DDE	1400	4.84
OA10-SD2024-2211-11092022	570-116878-72	2,4'-DDE	490	
OA10-SD2024-2211FD-11092022	570-116878-84	2,4'-DDE	180	23.13
OA10-SD2428-2211-11092022	570-116878-73	2,4'-DDE	200	
OA10-SD2428-2211FD-11092022	570-116878-85	2,4'-DDE	130	10.61
OA10-SD2832-2211-11092022	570-116878-74	2,4'-DDE	300	
OA10-SD2832-2211FD-11092022	570-116878-86	2,4'-DDE	17	44.64
OA10-SD3236-2211-11092022	570-116878-75	2,4'-DDE	210	
OA10-SD3236-2211FD-11092022	570-116878-87	2,4'-DDE	54	29.55
OA10-SD3640-2211-11092022	570-116878-76	2,4'-DDE	120	
OA10-SD3640-2211FD-11092022	570-116878-88	2,4'-DDE	6.9	44.56
OA11-SD0002-2211-11092022	570-116878-90	2,4'-DDE	420	
OA11-SD0002-2211FD-11092022	570-116878-109	2,4'-DDE	550	-6.70
OA11-SD0204-2211-11092022	570-116878-91	2,4'-DDE	500	
OA11-SD0204-2211FD-11092022	570-116878-110	2,4'-DDE	870	-13.50
OA11-SD0406-2211-11092022	570-116878-92	2,4'-DDE	420	
OA11-SD0406-2211FD-11092022	570-116878-111	2,4'-DDE	780	-15.00
OA11-SD0608-2211-11092022	570-116878-93	2,4'-DDE	540	

Field ID	lab_I d	chemical_name	result	RPD
OA11-SD0608-2211FD-11092022	570-116878-112	2,4'-DDE	2300	-30.99
OA11-SD0812-2211-11092022	570-116878-94	2,4'-DDE	540	
OA11-SD0812-2211FD-11092022	570-116878-113	2,4'-DDE	1100	-17.07
OA11-SD1216-2211-11092022	570-116878-95	2,4'-DDE	1300	
OA11-SD1216-2211FD-11092022	570-116878-114	2,4'-DDE	1800	-8.06
OA11-SD1620-2211-11092022	570-116878-96	2,4'-DDE	3400	
OA11-SD1620-2211FD-11092022	570-116878-115	2,4'-DDE	2500	7.63
OA11-SD2024-2211-11092022	570-116878-97	2,4'-DDE	660	
OA11-SD2024-2211FD-11092022	570-116878-116	2,4'-DDE	4000	-35.84
OA11-SD2428-2211-11092022	570-116878-98	2,4'-DDE	19000	
OA11-SD2428-2211FD-11092022	570-116878-117	2,4'-DDE	6900	23.36
OA11-SD2832-2211-11092022	570-116878-99	2,4'-DDE	17000	
OA11-SD2832-2211FD-11092022	570-116878-118	2,4'-DDE	12000	8.62
OA11-SD3236-2211-11092022	570-116878-100	2,4'-DDE	20000	
OA11-SD3236-2211FD-11092022	570-116878-119	2,4'-DDE	19000	1.28
OA11-SD3640-2211-11092022	570-116878-101	2,4'-DDE	10000	
OA11-SD3640-2211FD-11092022	570-116878-120	2,4'-DDE	16000	-11.54
OA11-SD4044-2211-11092022	570-116878-102	2,4'-DDE	10000	
OA11-SD4044-2211FD-11092022	570-116878-121	2,4'-DDE	6200	11.73
OA11-SD4448-2211-11092022	570-116878-103	2,4'-DDE	1200	
OA11-SD4448-2211FD-11092022	570-116878-122	2,4'-DDE	3500	-24.47
OA11-SD4852-2211-11092022	570-116878-104	2,4'-DDE	910	
OA11-SD4852-2211FD-11092022	570-116878-123	2,4'-DDE	2400	-22.51

Field ID	lab_I d	chemical_name	result	RPD
OA11-SD5256-2211-11092022	570-116878-105	2,4'-DDE	230	
OA11-SD5256-2211FD-11092022	570-116878-124	2,4'-DDE	42	34.56
OA11-SD5660-2211-11092022	570-116878-106	2,4'-DDE	150	
OA11-SD5660-2211FD-11092022	570-116878-125	2,4'-DDE	49	25.38
OA11-SD6064-2211-11092022	570-116878-107	2,4'-DDE	79	
OA11-SD6064-2211FD-11092022	570-116878-126	2,4'-DDE	410	-33.84
OA11-SD6458-2211-11092022	570-116878-108	2,4'-DDE	140	
OA11-SD6468-2211FD-11092022	570-116878-127	2,4'-DDE	1.4	49.01
OA12-SD0002-2211-11092022	570-116878-129	2,4'-DDE	270	
OA12-SD0002-2211FD-11092022	570-116878-142	2,4'-DDE	390	-9.09
OA12-SD0204-2211-11092022	570-116878-130	2,4'-DDE	200	
OA12-SD0204-2211FD-11092022	570-116878-143	2,4'-DDE	200	0.00
OA12-SD0406-2211-11092022	570-116878-131	2,4'-DDE	390	
OA12-SD0406-2211FD-11092022	570-116878-144	2,4'-DDE	200	16.10
OA12-SD0608-2211-11092022	570-116878-132	2,4'-DDE	350	
OA12-SD0608-2211FD-11092022	570-116878-145	2,4'-DDE	250	8.33
OA12-SD0812-2211-11092022	570-116878-133	2,4'-DDE	870	
OA12-SD0812-2211FD-11092022	570-116878-146	2,4'-DDE	280	25.65
OA12-SD1216-2211-11092022	570-116878-134	2,4'-DDE	1300	
OA12-SD1216-2211FD-11092022	570-116878-147	2,4'-DDE	960	7.52
OA12-SD1620-2211-11092022	570-116878-135	2,4'-DDE	680	
OA12-SD1620-2211FD-11092022	570-116878-148	2,4'-DDE	1000	-9.52
OA12-SD2024-2211-11092022	570-116878-136	2,4'-DDE	110	

Field ID	lab_I d	chemical_name	result	RPD
OA12-SD2024-2211FD-11092022	570-116878-149	2,4'-DDE	140	-6.00
OA12-SD2428-2211-11092022	570-116878-137	2,4'-DDE	19	
OA12-SD2428-2211FD-11092022	570-116878-150	2,4'-DDE	57	-25.00
OA12-SD2832-2211-11092022	570-116878-138	2,4'-DDE	12	
OA12-SD2832-2211FD-11092022	570-116878-151	2,4'-DDE	4.8	21.43
OA12-SD3236-2211-11092022	570-116878-139	2,4'-DDE	94	
OA12-SD3236-2211FD-11092022	570-116878-152	2,4'-DDE	7.1	42.98
OA12-SD3640-2211-11092022	570-116878-140	2,4'-DDE	1.1	
OA12-SD3640-2211FD-11092022	570-116878-153	2,4'-DDE	0.69	11.45
OA12-SD4044-2211-11092022	570-116878-141	2,4'-DDE	1.4	
OA12-SD4044-2211FD-11092022	570-116878-154	2,4'-DDE	0.60	20.00
OA07-SD0204-2211-11092022	570-116878-2	2,4'-DDT	26	
OA07-SD0204-2211FD-11092022	570-116878-18	2,4'-DDT	41	-11.19
OA07-SD0608-2211-11092022	570-116878-4	2,4'-DDT	110	
OA07-SD0608-2211FD-11092022	570-116878-20	2,4'-DDT	<DL	200.00
OA07-SD0812-2211-11092022	570-116878-5	2,4'-DDT	90	
OA07-SD0812-2211FD-11092022	570-116878-21	2,4'-DDT	<DL	200.00
OA07-SD2024-2211-11092022	570-116878-8	2,4'-DDT	200	
OA07-SD2024-2211FD-11092022	570-116878-24	2,4'-DDT	<DL	200.00
OA07-SD3236-2211-11092022	570-116878-11	2,4'-DDT	0.85	
OA07-SD3236-2211FD-11092022	570-116878-27	2,4'-DDT	<DL	200.00
OA10-SD2428-2211-11092022	570-116878-73	2,4'-DDT	<DL	
OA10-SD2428-2211FD-11092022	570-116878-85	2,4'-DDT	26	200.00

Field ID	lab_I d	chemical_name	result	RPD
OA10-SD2832-2211-11092022	570-116878-74	2,4'-DDT	<DL	
OA10-SD2832-2211FD-11092022	570-116878-86	2,4'-DDT	2.4	200.00
OA11-SD6458-2211-11092022	570-116878-108	2,4'-DDT	<DL	
OA11-SD6468-2211FD-11092022	570-116878-127	2,4'-DDT	<DL	200.00
OA12-SD3236-2211-11092022	570-116878-139	2,4'-DDT	<DL	
OA12-SD3236-2211FD-11092022	570-116878-152	2,4'-DDT	0.23	200.00
OA12-SD3640-2211-11092022	570-116878-140	2,4'-DDT	<DL	
OA12-SD3640-2211FD-11092022	570-116878-153	2,4'-DDT	0.22	200.00
OA07-SD0002-2211-11092022	570-116878-1	4,4'-DDD	600	
OA07-SD0002-2211FD-11092022	570-116878-17	4,4'-DDD	830	-8.04
OA07-SD0204-2211-11092022	570-116878-2	4,4'-DDD	1300	
OA07-SD0204-2211FD-11092022	570-116878-18	4,4'-DDD	3800	-24.51
OA07-SD0406-2211-11092022	570-116878-3	4,4'-DDD	890	
OA07-SD0406-2211FD-11092022	570-116878-19	4,4'-DDD	680	6.69
OA07-SD0608-2211-11092022	570-116878-4	4,4'-DDD	1200	
OA07-SD0608-2211FD-11092022	570-116878-20	4,4'-DDD	1200	0.00
OA07-SD0812-2211-11092022	570-116878-5	4,4'-DDD	3000	
OA07-SD0812-2211FD-11092022	570-116878-21	4,4'-DDD	1000	25.00
OA07-SD1216-2211-11092022	570-116878-6	4,4'-DDD	3700	
OA07-SD1216-2211FD-11092022	570-116878-22	4,4'-DDD	3500	1.39
OA07-SD1620-2211-11092022	570-116878-7	4,4'-DDD	3300	
OA07-SD1620-2211FD-11092022	570-116878-23	4,4'-DDD	3600	-2.17
OA07-SD2024-2211-11092022	570-116878-8	4,4'-DDD	2600	

Field ID	lab_I d	chemical_name	result	RPD
OA07-SD2024-2211FD-11092022	570-116878-24	4,4'-DDD	1100	20.27
OA07-SD2428-2211-11092022	570-116878-9	4,4'-DDD	95	
OA07-SD2428-2211FD-11092022	570-116878-25	4,4'-DDD	190	-16.67
OA07-SD2832-2211-11092022	570-116878-10	4,4'-DDD	24	
OA07-SD2832-2211FD-11092022	570-116878-26	4,4'-DDD	35	-9.32
OA07-SD3236-2211-11092022	570-116878-11	4,4'-DDD	13	
OA07-SD3236-2211FD-11092022	570-116878-27	4,4'-DDD	37	-24.00
OA07-SD3640-2211-11092022	570-116878-12	4,4'-DDD	21	
OA07-SD3640-2211FD-11092022	570-116878-28	4,4'-DDD	30	-8.82
OA07-SD4044-2211-11092022	570-116878-13	4,4'-DDD	1.8	
OA07-SD4044-2211FD-11092022	570-116878-29	4,4'-DDD	85	-47.93
OA07-SD4448-2211-11092022	570-116878-14	4,4'-DDD	9.9	
OA07-SD4448-2211FD-11092022	570-116878-30	4,4'-DDD	3.6	23.33
OA10-SD0002-2211-11092022	570-116878-65	4,4'-DDD	190	
OA10-SD0002-2211FD-11092022	570-116878-77	4,4'-DDD	1000	-34.03
OA10-SD0204-2211-11092022	570-116878-66	4,4'-DDD	170	
OA10-SD0204-2211FD-11092022	570-116878-78	4,4'-DDD	170	0.00
OA10-SD0406-2211-11092022	570-116878-67	4,4'-DDD	260	
OA10-SD0406-2211FD-11092022	570-116878-79	4,4'-DDD	230	3.06
OA10-SD0608-2211-11092022	570-116878-68	4,4'-DDD	370	
OA10-SD0608-2211FD-11092022	570-116878-80	4,4'-DDD	320	3.62
OA10-SD0812-2211-11092022	570-116878-69	4,4'-DDD	290	
OA10-SD0812-2211FD-11092022	570-116878-81	4,4'-DDD	390	-7.35

Field ID	lab_I d	chemical_name	result	RPD
OA10-SD1216-2211-11092022	570-116878-70	4,4'-DDD	1100	
OA10-SD1216-2211FD-11092022	570-116878-82	4,4'-DDD	1500	-7.69
OA10-SD1620-2211-11092022	570-116878-71	4,4'-DDD	1000	
OA10-SD1620-2211FD-11092022	570-116878-83	4,4'-DDD	600	12.50
OA10-SD2024-2211-11092022	570-116878-72	4,4'-DDD	220	
OA10-SD2024-2211FD-11092022	570-116878-84	4,4'-DDD	82	22.85
OA10-SD2428-2211-11092022	570-116878-73	4,4'-DDD	100	
OA10-SD2428-2211FD-11092022	570-116878-85	4,4'-DDD	31	26.34
OA10-SD2832-2211-11092022	570-116878-74	4,4'-DDD	140	
OA10-SD2832-2211FD-11092022	570-116878-86	4,4'-DDD	5.3	46.35
OA10-SD3236-2211-11092022	570-116878-75	4,4'-DDD	740	
OA10-SD3236-2211FD-11092022	570-116878-87	4,4'-DDD	20	47.37
OA10-SD3640-2211-11092022	570-116878-76	4,4'-DDD	140	
OA10-SD3640-2211FD-11092022	570-116878-88	4,4'-DDD	1.6	48.87
OA11-SD0002-2211-11092022	570-116878-90	4,4'-DDD	130	
OA11-SD0002-2211FD-11092022	570-116878-109	4,4'-DDD	280	-18.29
OA11-SD0204-2211-11092022	570-116878-91	4,4'-DDD	230	
OA11-SD0204-2211FD-11092022	570-116878-110	4,4'-DDD	390	-12.90
OA11-SD0406-2211-11092022	570-116878-92	4,4'-DDD	400	
OA11-SD0406-2211FD-11092022	570-116878-111	4,4'-DDD	240	12.50
OA11-SD0608-2211-11092022	570-116878-93	4,4'-DDD	170	
OA11-SD0608-2211FD-11092022	570-116878-112	4,4'-DDD	770	-31.91
OA11-SD0812-2211-11092022	570-116878-94	4,4'-DDD	190	

Field ID	lab_I d	chemical_name	result	RPD
OA11-SD0812-2211FD-11092022	570-116878-113	4,4'-DDD	380	-16.67
OA11-SD1216-2211-11092022	570-116878-95	4,4'-DDD	300	
OA11-SD1216-2211FD-11092022	570-116878-114	4,4'-DDD	470	-11.04
OA11-SD1620-2211-11092022	570-116878-96	4,4'-DDD	410	
OA11-SD1620-2211FD-11092022	570-116878-115	4,4'-DDD	1200	-24.53
OA11-SD2024-2211-11092022	570-116878-97	4,4'-DDD	<DL	
OA11-SD2024-2211FD-11092022	570-116878-116	4,4'-DDD	770	200.00
OA11-SD2428-2211-11092022	570-116878-98	4,4'-DDD	1800	
OA11-SD2428-2211FD-11092022	570-116878-117	4,4'-DDD	<DL	200.00
OA11-SD2832-2211-11092022	570-116878-99	4,4'-DDD	3200	
OA11-SD2832-2211FD-11092022	570-116878-118	4,4'-DDD	1500	18.09
OA11-SD3236-2211-11092022	570-116878-100	4,4'-DDD	3400	
OA11-SD3236-2211FD-11092022	570-116878-119	4,4'-DDD	2400	8.62
OA11-SD3640-2211-11092022	570-116878-101	4,4'-DDD	6600	
OA11-SD3640-2211FD-11092022	570-116878-120	4,4'-DDD	2500	22.53
OA11-SD4044-2211-11092022	570-116878-102	4,4'-DDD	7300	
OA11-SD4044-2211FD-11092022	570-116878-121	4,4'-DDD	2900	21.57
OA11-SD4448-2211-11092022	570-116878-103	4,4'-DDD	1800	
OA11-SD4448-2211FD-11092022	570-116878-122	4,4'-DDD	2700	-10.00
OA11-SD4852-2211-11092022	570-116878-104	4,4'-DDD	270	
OA11-SD4852-2211FD-11092022	570-116878-123	4,4'-DDD	680	-21.58
OA11-SD5256-2211-11092022	570-116878-105	4,4'-DDD	65	
OA11-SD5256-2211FD-11092022	570-116878-124	4,4'-DDD	20	26.47

Field ID	lab_I d	chemical_name	result	RPD
OA11-SD5660-2211-11092022	570-116878-106	4,4'-DDD	120	
OA11-SD5660-2211FD-11092022	570-116878-125	4,4'-DDD	160	-7.14
OA11-SD6064-2211-11092022	570-116878-107	4,4'-DDD	28	
OA11-SD6064-2211FD-11092022	570-116878-126	4,4'-DDD	180	-36.54
OA11-SD6458-2211-11092022	570-116878-108	4,4'-DDD	50	
OA11-SD6468-2211FD-11092022	570-116878-127	4,4'-DDD	0.67	48.68
OA12-SD0002-2211-11092022	570-116878-129	4,4'-DDD	110	
OA12-SD0002-2211FD-11092022	570-116878-142	4,4'-DDD	140	-6.00
OA12-SD0204-2211-11092022	570-116878-130	4,4'-DDD	110	
OA12-SD0204-2211FD-11092022	570-116878-143	4,4'-DDD	71	10.77
OA12-SD0406-2211-11092022	570-116878-131	4,4'-DDD	500	
OA12-SD0406-2211FD-11092022	570-116878-144	4,4'-DDD	69	37.87
OA12-SD0608-2211-11092022	570-116878-132	4,4'-DDD	140	
OA12-SD0608-2211FD-11092022	570-116878-145	4,4'-DDD	100	8.33
OA12-SD0812-2211-11092022	570-116878-133	4,4'-DDD	260	
OA12-SD0812-2211FD-11092022	570-116878-146	4,4'-DDD	110	20.27
OA12-SD1216-2211-11092022	570-116878-134	4,4'-DDD	470	
OA12-SD1216-2211FD-11092022	570-116878-147	4,4'-DDD	460	0.54
OA12-SD1620-2211-11092022	570-116878-135	4,4'-DDD	300	
OA12-SD1620-2211FD-11092022	570-116878-148	4,4'-DDD	360	-4.55
OA12-SD2024-2211-11092022	570-116878-136	4,4'-DDD	73	
OA12-SD2024-2211FD-11092022	570-116878-149	4,4'-DDD	61	4.48
OA12-SD2428-2211-11092022	570-116878-137	4,4'-DDD	8.0	

Field ID	lab_I d	chemical_name	result	RPD
OA12-SD2428-2211FD-11092022	570-116878-150	4,4'-DDD	14	-13.64
OA12-SD2832-2211-11092022	570-116878-138	4,4'-DDD	6.8	
OA12-SD2832-2211FD-11092022	570-116878-151	4,4'-DDD	1.6	30.95
OA12-SD3236-2211-11092022	570-116878-139	4,4'-DDD	72	
OA12-SD3236-2211FD-11092022	570-116878-152	4,4'-DDD	2.2	47.04
OA12-SD3640-2211-11092022	570-116878-140	4,4'-DDD	0.75	
OA12-SD3640-2211FD-11092022	570-116878-153	4,4'-DDD	0.30	21.43
OA12-SD4044-2211-11092022	570-116878-141	4,4'-DDD	0.74	
OA12-SD4044-2211FD-11092022	570-116878-154	4,4'-DDD	0.22	27.08
OA07-SD0002-2211-11092022	570-116878-1	4,4'-DDE	6200	
OA07-SD0002-2211FD-11092022	570-116878-17	4,4'-DDE	5700	2.10
OA07-SD0204-2211-11092022	570-116878-2	4,4'-DDE	4400	
OA07-SD0204-2211FD-11092022	570-116878-18	4,4'-DDE	4300	0.57
OA07-SD0406-2211-11092022	570-116878-3	4,4'-DDE	6100	
OA07-SD0406-2211FD-11092022	570-116878-19	4,4'-DDE	6400	-1.20
OA07-SD0608-2211-11092022	570-116878-4	4,4'-DDE	14000	
OA07-SD0608-2211FD-11092022	570-116878-20	4,4'-DDE	9100	10.61
OA07-SD0812-2211-11092022	570-116878-5	4,4'-DDE	25000	
OA07-SD0812-2211FD-11092022	570-116878-21	4,4'-DDE	8400	24.85
OA07-SD1216-2211-11092022	570-116878-6	4,4'-DDE	90000	
OA07-SD1216-2211FD-11092022	570-116878-22	4,4'-DDE	56000	11.64
OA07-SD1620-2211-11092022	570-116878-7	4,4'-DDE	68000	
OA07-SD1620-2211FD-11092022	570-116878-23	4,4'-DDE	54000	5.74

Field ID	lab_I d	chemical_name	result	RPD
OA07-SD2024-2211-11092022	570-116878-8	4,4'-DDE	31000	
OA07-SD2024-2211FD-11092022	570-116878-24	4,4'-DDE	13000	20.45
OA07-SD2428-2211-11092022	570-116878-9	4,4'-DDE	840	
OA07-SD2428-2211FD-11092022	570-116878-25	4,4'-DDE	3600	-31.08
OA07-SD2832-2211-11092022	570-116878-10	4,4'-DDE	260	
OA07-SD2832-2211FD-11092022	570-116878-26	4,4'-DDE	640	-21.11
OA07-SD3236-2211-11092022	570-116878-11	4,4'-DDE	190	
OA07-SD3236-2211FD-11092022	570-116878-27	4,4'-DDE	210	-2.50
OA07-SD3640-2211-11092022	570-116878-12	4,4'-DDE	68	
OA07-SD3640-2211FD-11092022	570-116878-28	4,4'-DDE	300	-31.52
OA07-SD4044-2211-11092022	570-116878-13	4,4'-DDE	27	
OA07-SD4044-2211FD-11092022	570-116878-29	4,4'-DDE	370	-43.20
OA07-SD4448-2211-11092022	570-116878-14	4,4'-DDE	48	
OA07-SD4448-2211FD-11092022	570-116878-30	4,4'-DDE	47	0.53
OA10-SD0002-2211-11092022	570-116878-65	4,4'-DDE	2200	
OA10-SD0002-2211FD-11092022	570-116878-77	4,4'-DDE	1800	5.00
OA10-SD0204-2211-11092022	570-116878-66	4,4'-DDE	1900	
OA10-SD0204-2211FD-11092022	570-116878-78	4,4'-DDE	1700	2.78
OA10-SD0406-2211-11092022	570-116878-67	4,4'-DDE	2800	
OA10-SD0406-2211FD-11092022	570-116878-79	4,4'-DDE	2400	3.85
OA10-SD0608-2211-11092022	570-116878-68	4,4'-DDE	5200	
OA10-SD0608-2211FD-11092022	570-116878-80	4,4'-DDE	3400	10.47
OA10-SD0812-2211-11092022	570-116878-69	4,4'-DDE	3000	

Field ID	lab_I d	chemical_name	result	RPD
OA10-SD0812-2211FD-11092022	570-116878-81	4,4'-DDE	4300	-8.90
OA10-SD1216-2211-11092022	570-116878-70	4,4'-DDE	14000	
OA10-SD1216-2211FD-11092022	570-116878-82	4,4'-DDE	19000	-7.58
OA10-SD1620-2211-11092022	570-116878-71	4,4'-DDE	10000	
OA10-SD1620-2211FD-11092022	570-116878-83	4,4'-DDE	8300	4.64
OA10-SD2024-2211-11092022	570-116878-72	4,4'-DDE	2500	
OA10-SD2024-2211FD-11092022	570-116878-84	4,4'-DDE	780	26.22
OA10-SD2428-2211-11092022	570-116878-73	4,4'-DDE	1100	
OA10-SD2428-2211FD-11092022	570-116878-85	4,4'-DDE	510	18.32
OA10-SD2832-2211-11092022	570-116878-74	4,4'-DDE	1700	
OA10-SD2832-2211FD-11092022	570-116878-86	4,4'-DDE	68	46.15
OA10-SD3236-2211-11092022	570-116878-75	4,4'-DDE	1300	
OA10-SD3236-2211FD-11092022	570-116878-87	4,4'-DDE	310	30.75
OA10-SD3640-2211-11092022	570-116878-76	4,4'-DDE	690	
OA10-SD3640-2211FD-11092022	570-116878-88	4,4'-DDE	37	44.91
OA11-SD0002-2211-11092022	570-116878-90	4,4'-DDE	1800	
OA11-SD0002-2211FD-11092022	570-116878-109	4,4'-DDE	3300	-14.71
OA11-SD0204-2211-11092022	570-116878-91	4,4'-DDE	2700	
OA11-SD0204-2211FD-11092022	570-116878-110	4,4'-DDE	3400	-5.74
OA11-SD0406-2211-11092022	570-116878-92	4,4'-DDE	1900	
OA11-SD0406-2211FD-11092022	570-116878-111	4,4'-DDE	3400	-14.15
OA11-SD0608-2211-11092022	570-116878-93	4,4'-DDE	2100	
OA11-SD0608-2211FD-11092022	570-116878-112	4,4'-DDE	11000	-33.97

Field ID	lab_I d	chemical_name	result	RPD
OA11-SD0812-2211-11092022	570-116878-94	4,4'-DDE	2400	
OA11-SD0812-2211FD-11092022	570-116878-113	4,4'-DDE	4900	-17.12
OA11-SD1216-2211-11092022	570-116878-95	4,4'-DDE	5900	
OA11-SD1216-2211FD-11092022	570-116878-114	4,4'-DDE	8700	-9.59
OA11-SD1620-2211-11092022	570-116878-96	4,4'-DDE	14000	
OA11-SD1620-2211FD-11092022	570-116878-115	4,4'-DDE	15000	-1.72
OA11-SD2024-2211-11092022	570-116878-97	4,4'-DDE	2800	
OA11-SD2024-2211FD-11092022	570-116878-116	4,4'-DDE	14000	-33.33
OA11-SD2428-2211-11092022	570-116878-98	4,4'-DDE	81000	
OA11-SD2428-2211FD-11092022	570-116878-117	4,4'-DDE	43000	15.32
OA11-SD2832-2211-11092022	570-116878-99	4,4'-DDE	96000	
OA11-SD2832-2211FD-11092022	570-116878-118	4,4'-DDE	63000	10.38
OA11-SD3236-2211-11092022	570-116878-100	4,4'-DDE	88000	
OA11-SD3236-2211FD-11092022	570-116878-119	4,4'-DDE	68000	6.41
OA11-SD3640-2211-11092022	570-116878-101	4,4'-DDE	78000	
OA11-SD3640-2211FD-11092022	570-116878-120	4,4'-DDE	77000	0.32
OA11-SD4044-2211-11092022	570-116878-102	4,4'-DDE	86000	
OA11-SD4044-2211FD-11092022	570-116878-121	4,4'-DDE	40000	18.25
OA11-SD4448-2211-11092022	570-116878-103	4,4'-DDE	12000	
OA11-SD4448-2211FD-11092022	570-116878-122	4,4'-DDE	21000	-13.64
OA11-SD4852-2211-11092022	570-116878-104	4,4'-DDE	4000	
OA11-SD4852-2211FD-11092022	570-116878-123	4,4'-DDE	11000	-23.33
OA11-SD5256-2211-11092022	570-116878-105	4,4'-DDE	870	

Field ID	lab_I d	chemical_name	result	RPD
OA11-SD5256-2211FD-11092022	570-116878-124	4,4'-DDE	200	31.31
OA11-SD5660-2211-11092022	570-116878-106	4,4'-DDE	410	
OA11-SD5660-2211FD-11092022	570-116878-125	4,4'-DDE	320	6.16
OA11-SD6064-2211-11092022	570-116878-107	4,4'-DDE	180	
OA11-SD6064-2211FD-11092022	570-116878-126	4,4'-DDE	1500	-39.29
OA11-SD6458-2211-11092022	570-116878-108	4,4'-DDE	620	
OA11-SD6468-2211FD-11092022	570-116878-127	4,4'-DDE	5.4	49.14
OA12-SD0002-2211-11092022	570-116878-129	4,4'-DDE	1700	
OA12-SD0002-2211FD-11092022	570-116878-142	4,4'-DDE	2300	-7.50
OA12-SD0204-2211-11092022	570-116878-130	4,4'-DDE	1100	
OA12-SD0204-2211FD-11092022	570-116878-143	4,4'-DDE	1200	-2.17
OA12-SD0406-2211-11092022	570-116878-131	4,4'-DDE	2200	
OA12-SD0406-2211FD-11092022	570-116878-144	4,4'-DDE	1100	16.67
OA12-SD0608-2211-11092022	570-116878-132	4,4'-DDE	2000	
OA12-SD0608-2211FD-11092022	570-116878-145	4,4'-DDE	1300	10.61
OA12-SD0812-2211-11092022	570-116878-133	4,4'-DDE	4800	
OA12-SD0812-2211FD-11092022	570-116878-146	4,4'-DDE	1500	26.19
OA12-SD1216-2211-11092022	570-116878-134	4,4'-DDE	8400	
OA12-SD1216-2211FD-11092022	570-116878-147	4,4'-DDE	6500	6.38
OA12-SD1620-2211-11092022	570-116878-135	4,4'-DDE	3900	
OA12-SD1620-2211FD-11092022	570-116878-148	4,4'-DDE	6200	-11.39
OA12-SD2024-2211-11092022	570-116878-136	4,4'-DDE	590	
OA12-SD2024-2211FD-11092022	570-116878-149	4,4'-DDE	620	-1.24

Field ID	lab_I d	chemical_name	result	RPD
OA12-SD2428-2211-11092022	570-116878-137	4,4'-DDE	91	
OA12-SD2428-2211FD-11092022	570-116878-150	4,4'-DDE	310	-27.31
OA12-SD2832-2211-11092022	570-116878-138	4,4'-DDE	59	
OA12-SD2832-2211FD-11092022	570-116878-151	4,4'-DDE	41	9.00
OA12-SD3236-2211-11092022	570-116878-139	4,4'-DDE	530	
OA12-SD3236-2211FD-11092022	570-116878-152	4,4'-DDE	31	44.47
OA12-SD3640-2211-11092022	570-116878-140	4,4'-DDE	6.9	
OA12-SD3640-2211FD-11092022	570-116878-153	4,4'-DDE	3.8	14.49
OA12-SD4044-2211-11092022	570-116878-141	4,4'-DDE	8.5	
OA12-SD4044-2211FD-11092022	570-116878-154	4,4'-DDE	2.9	24.56
OA07-SD0002-2211-11092022	570-116878-1	4,4'-DDMU	6300	
OA07-SD0002-2211FD-11092022	570-116878-17	4,4'-DDMU	2200	24.12
OA07-SD0204-2211-11092022	570-116878-2	4,4'-DDMU	4400	
OA07-SD0204-2211FD-11092022	570-116878-18	4,4'-DDMU	3700	4.32
OA07-SD0406-2211-11092022	570-116878-3	4,4'-DDMU	13000	
OA07-SD0406-2211FD-11092022	570-116878-19	4,4'-DDMU	4700	23.45
OA07-SD0608-2211-11092022	570-116878-4	4,4'-DDMU	44000	
OA07-SD0608-2211FD-11092022	570-116878-20	4,4'-DDMU	12000	28.57
OA07-SD0812-2211-11092022	570-116878-5	4,4'-DDMU	54000	
OA07-SD0812-2211FD-11092022	570-116878-21	4,4'-DDMU	18000	25.00
OA07-SD1216-2211-11092022	570-116878-6	4,4'-DDMU	45000	
OA07-SD1216-2211FD-11092022	570-116878-22	4,4'-DDMU	49000	-2.13
OA07-SD1620-2211-11092022	570-116878-7	4,4'-DDMU	18000	

Field ID	lab_I d	chemical_name	result	RPD
OA07-SD1620-2211FD-11092022	570-116878-23	4,4'-DDMU	17000	1.43
OA07-SD2024-2211-11092022	570-116878-8	4,4'-DDMU	11000	
OA07-SD2024-2211FD-11092022	570-116878-24	4,4'-DDMU	1800	35.94
OA07-SD2428-2211-11092022	570-116878-9	4,4'-DDMU	520	
OA07-SD2428-2211FD-11092022	570-116878-25	4,4'-DDMU	2000	-29.37
OA07-SD2832-2211-11092022	570-116878-10	4,4'-DDMU	420	
OA07-SD2832-2211FD-11092022	570-116878-26	4,4'-DDMU	470	-2.81
OA07-SD3236-2211-11092022	570-116878-11	4,4'-DDMU	320	
OA07-SD3236-2211FD-11092022	570-116878-27	4,4'-DDMU	830	-22.17
OA07-SD3640-2211-11092022	570-116878-12	4,4'-DDMU	77	
OA07-SD3640-2211FD-11092022	570-116878-28	4,4'-DDMU	410	-34.19
OA07-SD4044-2211-11092022	570-116878-13	4,4'-DDMU	31	
OA07-SD4044-2211FD-11092022	570-116878-29	4,4'-DDMU	1000	-46.99
OA07-SD4448-2211-11092022	570-116878-14	4,4'-DDMU	270	
OA07-SD4448-2211FD-11092022	570-116878-30	4,4'-DDMU	67	30.12
OA10-SD0002-2211-11092022	570-116878-65	4,4'-DDMU	1200	
OA10-SD0002-2211FD-11092022	570-116878-77	4,4'-DDMU	1300	-2.00
OA10-SD0204-2211-11092022	570-116878-66	4,4'-DDMU	950	
OA10-SD0204-2211FD-11092022	570-116878-78	4,4'-DDMU	1400	-9.57
OA10-SD0406-2211-11092022	570-116878-67	4,4'-DDMU	1900	
OA10-SD0406-2211FD-11092022	570-116878-79	4,4'-DDMU	1800	1.35
OA10-SD0608-2211-11092022	570-116878-68	4,4'-DDMU	3100	
OA10-SD0608-2211FD-11092022	570-116878-80	4,4'-DDMU	3200	-0.79

Field ID	lab_I d	chemical_name	result	RPD
OA10-SD0812-2211-11092022	570-116878-69	4,4'-DDMU	3500	
OA10-SD0812-2211FD-11092022	570-116878-81	4,4'-DDMU	5400	-10.67
OA10-SD1216-2211-11092022	570-116878-70	4,4'-DDMU	13000	
OA10-SD1216-2211FD-11092022	570-116878-82	4,4'-DDMU	9600	7.52
OA10-SD1620-2211-11092022	570-116878-71	4,4'-DDMU	5200	
OA10-SD1620-2211FD-11092022	570-116878-83	4,4'-DDMU	4000	6.52
OA10-SD2024-2211-11092022	570-116878-72	4,4'-DDMU	2800	
OA10-SD2024-2211FD-11092022	570-116878-84	4,4'-DDMU	1300	18.29
OA10-SD2428-2211-11092022	570-116878-73	4,4'-DDMU	1500	
OA10-SD2428-2211FD-11092022	570-116878-85	4,4'-DDMU	210	37.72
OA10-SD2832-2211-11092022	570-116878-74	4,4'-DDMU	2100	
OA10-SD2832-2211FD-11092022	570-116878-86	4,4'-DDMU	38	48.22
OA10-SD3236-2211-11092022	570-116878-75	4,4'-DDMU	1600	
OA10-SD3236-2211FD-11092022	570-116878-87	4,4'-DDMU	230	37.43
OA10-SD3640-2211-11092022	570-116878-76	4,4'-DDMU	730	
OA10-SD3640-2211FD-11092022	570-116878-88	4,4'-DDMU	38	45.05
OA11-SD0002-2211-11092022	570-116878-90	4,4'-DDMU	1200	
OA11-SD0002-2211FD-11092022	570-116878-109	4,4'-DDMU	1500	-5.56
OA11-SD0204-2211-11092022	570-116878-91	4,4'-DDMU	1700	
OA11-SD0204-2211FD-11092022	570-116878-110	4,4'-DDMU	1900	-2.78
OA11-SD0406-2211-11092022	570-116878-92	4,4'-DDMU	1700	
OA11-SD0406-2211FD-11092022	570-116878-111	4,4'-DDMU	2300	-7.50
OA11-SD0608-2211-11092022	570-116878-93	4,4'-DDMU	2200	

Field ID	lab_I d	chemical_name	result	RPD
OA11-SD0608-2211FD-11092022	570-116878-112	4,4'-DDMU	8000	-28.43
OA11-SD0812-2211-11092022	570-116878-94	4,4'-DDMU	2300	
OA11-SD0812-2211FD-11092022	570-116878-113	4,4'-DDMU	3600	-11.02
OA11-SD1216-2211-11092022	570-116878-95	4,4'-DDMU	4400	
OA11-SD1216-2211FD-11092022	570-116878-114	4,4'-DDMU	4300	0.57
OA11-SD1620-2211-11092022	570-116878-96	4,4'-DDMU	11000	
OA11-SD1620-2211FD-11092022	570-116878-115	4,4'-DDMU	5700	15.87
OA11-SD2024-2211-11092022	570-116878-97	4,4'-DDMU	2000	
OA11-SD2024-2211FD-11092022	570-116878-116	4,4'-DDMU	13000	-36.67
OA11-SD2428-2211-11092022	570-116878-98	4,4'-DDMU	27000	
OA11-SD2428-2211FD-11092022	570-116878-117	4,4'-DDMU	9100	24.79
OA11-SD2832-2211-11092022	570-116878-99	4,4'-DDMU	20000	
OA11-SD2832-2211FD-11092022	570-116878-118	4,4'-DDMU	21000	-1.22
OA11-SD3236-2211-11092022	570-116878-100	4,4'-DDMU	14000	
OA11-SD3236-2211FD-11092022	570-116878-119	4,4'-DDMU	27000	-15.85
OA11-SD3640-2211-11092022	570-116878-101	4,4'-DDMU	7800	
OA11-SD3640-2211FD-11092022	570-116878-120	4,4'-DDMU	34000	-31.34
OA11-SD4044-2211-11092022	570-116878-102	4,4'-DDMU	13000	
OA11-SD4044-2211FD-11092022	570-116878-121	4,4'-DDMU	7500	13.41
OA11-SD4448-2211-11092022	570-116878-103	4,4'-DDMU	2100	
OA11-SD4448-2211FD-11092022	570-116878-122	4,4'-DDMU	5700	-23.08
OA11-SD4852-2211-11092022	570-116878-104	4,4'-DDMU	2900	
OA11-SD4852-2211FD-11092022	570-116878-123	4,4'-DDMU	8600	-24.78

Field ID	lab_I d	chemical_name	result	RPD
OA11-SD5256-2211-11092022	570-116878-105	4,4'-DDMU	1600	
OA11-SD5256-2211FD-11092022	570-116878-124	4,4'-DDMU	140	41.95
OA11-SD5660-2211-11092022	570-116878-106	4,4'-DDMU	2400	
OA11-SD5660-2211FD-11092022	570-116878-125	4,4'-DDMU	280	39.55
OA11-SD6064-2211-11092022	570-116878-107	4,4'-DDMU	910	
OA11-SD6064-2211FD-11092022	570-116878-126	4,4'-DDMU	4000	-31.47
OA11-SD6458-2211-11092022	570-116878-108	4,4'-DDMU	840	
OA11-SD6468-2211FD-11092022	570-116878-127	4,4'-DDMU	9.7	48.86
OA12-SD0002-2211-11092022	570-116878-129	4,4'-DDMU	950	
OA12-SD0002-2211FD-11092022	570-116878-142	4,4'-DDMU	1300	-7.78
OA12-SD0204-2211-11092022	570-116878-130	4,4'-DDMU	820	
OA12-SD0204-2211FD-11092022	570-116878-143	4,4'-DDMU	650	5.78
OA12-SD0406-2211-11092022	570-116878-131	4,4'-DDMU	1400	
OA12-SD0406-2211FD-11092022	570-116878-144	4,4'-DDMU	900	10.87
OA12-SD0608-2211-11092022	570-116878-132	4,4'-DDMU	2000	
OA12-SD0608-2211FD-11092022	570-116878-145	4,4'-DDMU	1500	7.14
OA12-SD0812-2211-11092022	570-116878-133	4,4'-DDMU	4800	
OA12-SD0812-2211FD-11092022	570-116878-146	4,4'-DDMU	1700	23.85
OA12-SD1216-2211-11092022	570-116878-134	4,4'-DDMU	4600	
OA12-SD1216-2211FD-11092022	570-116878-147	4,4'-DDMU	3700	5.42
OA12-SD1620-2211-11092022	570-116878-135	4,4'-DDMU	2200	
OA12-SD1620-2211FD-11092022	570-116878-148	4,4'-DDMU	1600	7.89
OA12-SD2024-2211-11092022	570-116878-136	4,4'-DDMU	690	

Field ID	lab_I d	chemical_name	result	RPD
OA12-SD2024-2211FD-11092022	570-116878-149	4,4'-DDMU	1200	-13.49
OA12-SD2428-2211-11092022	570-116878-137	4,4'-DDMU	130	
OA12-SD2428-2211FD-11092022	570-116878-150	4,4'-DDMU	190	-9.38
OA12-SD2832-2211-11092022	570-116878-138	4,4'-DDMU	87	
OA12-SD2832-2211FD-11092022	570-116878-151	4,4'-DDMU	32	23.11
OA12-SD3236-2211-11092022	570-116878-139	4,4'-DDMU	530	
OA12-SD3236-2211FD-11092022	570-116878-152	4,4'-DDMU	27	45.15
OA12-SD3640-2211-11092022	570-116878-140	4,4'-DDMU	5.0	
OA12-SD3640-2211FD-11092022	570-116878-153	4,4'-DDMU	3.0	12.50
OA12-SD4044-2211-11092022	570-116878-141	4,4'-DDMU	6.2	
OA12-SD4044-2211FD-11092022	570-116878-154	4,4'-DDMU	2.1	24.70
OA07-SD0204-2211-11092022	570-116878-2	4,4'-DDNU	37	
OA07-SD0204-2211FD-11092022	570-116878-18	4,4'-DDNU	32	3.62
OA07-SD0608-2211-11092022	570-116878-4	4,4'-DDNU	470	
OA07-SD0608-2211FD-11092022	570-116878-20	4,4'-DDNU	<DL	200.00
OA07-SD0812-2211-11092022	570-116878-5	4,4'-DDNU	1100	
OA07-SD0812-2211FD-11092022	570-116878-21	4,4'-DDNU	<DL	200.00
OA07-SD2024-2211-11092022	570-116878-8	4,4'-DDNU	130	
OA07-SD2024-2211FD-11092022	570-116878-24	4,4'-DDNU	<DL	200.00
OA07-SD2428-2211-11092022	570-116878-9	4,4'-DDNU	39	
OA07-SD2428-2211FD-11092022	570-116878-25	4,4'-DDNU	<DL	200.00
OA07-SD2832-2211-11092022	570-116878-10	4,4'-DDNU	15	
OA07-SD2832-2211FD-11092022	570-116878-26	4,4'-DDNU	<DL	200.00

Field ID	lab_I d	chemical_name	result	RPD
OA07-SD3236-2211-11092022	570-116878-11	4,4'-DDNU	22	
OA07-SD3236-2211FD-11092022	570-116878-27	4,4'-DDNU	<DL	200.00
OA07-SD3640-2211-11092022	570-116878-12	4,4'-DDNU	3.1	
OA07-SD3640-2211FD-11092022	570-116878-28	4,4'-DDNU	15	-32.87
OA07-SD4044-2211-11092022	570-116878-13	4,4'-DDNU	1.9	
OA07-SD4044-2211FD-11092022	570-116878-29	4,4'-DDNU	29	-43.85
OA07-SD4448-2211-11092022	570-116878-14	4,4'-DDNU	<DL	
OA07-SD4448-2211FD-11092022	570-116878-30	4,4'-DDNU	2.2	200.00
OA10-SD0812-2211-11092022	570-116878-69	4,4'-DDNU	34	
OA10-SD0812-2211FD-11092022	570-116878-81	4,4'-DDNU	<DL	200.00
OA10-SD1216-2211-11092022	570-116878-70	4,4'-DDNU	<DL	
OA10-SD1216-2211FD-11092022	570-116878-82	4,4'-DDNU	370	200.00
OA10-SD2024-2211-11092022	570-116878-72	4,4'-DDNU	34	
OA10-SD2024-2211FD-11092022	570-116878-84	4,4'-DDNU	85	-21.43
OA10-SD2428-2211-11092022	570-116878-73	4,4'-DDNU	<DL	
OA10-SD2428-2211FD-11092022	570-116878-85	4,4'-DDNU	17	200.00
OA10-SD2832-2211-11092022	570-116878-74	4,4'-DDNU	<DL	
OA10-SD2832-2211FD-11092022	570-116878-86	4,4'-DDNU	6.5	200.00
OA10-SD3236-2211-11092022	570-116878-75	4,4'-DDNU	<DL	
OA10-SD3236-2211FD-11092022	570-116878-87	4,4'-DDNU	24	200.00
OA10-SD3640-2211-11092022	570-116878-76	4,4'-DDNU	<DL	
OA10-SD3640-2211FD-11092022	570-116878-88	4,4'-DDNU	5.1	200.00
OA11-SD6458-2211-11092022	570-116878-108	4,4'-DDNU	<DL	

Field ID	lab_I d	chemical_name	result	RPD
OA11-SD6468-2211FD-11092022	570-116878-127	4,4'-DDNU	0.47	200.00
OA12-SD0002-2211-11092022	570-116878-129	4,4'-DDNU	17	
OA12-SD0002-2211FD-11092022	570-116878-142	4,4'-DDNU	<DL	200.00
OA12-SD0204-2211-11092022	570-116878-130	4,4'-DDNU	35	
OA12-SD0204-2211FD-11092022	570-116878-143	4,4'-DDNU	<DL	200.00
OA12-SD0406-2211-11092022	570-116878-131	4,4'-DDNU	16	
OA12-SD0406-2211FD-11092022	570-116878-144	4,4'-DDNU	34	-18.00
OA12-SD2024-2211-11092022	570-116878-136	4,4'-DDNU	41	
OA12-SD2024-2211FD-11092022	570-116878-149	4,4'-DDNU	14	24.55
OA12-SD2428-2211-11092022	570-116878-137	4,4'-DDNU	7.8	
OA12-SD2428-2211FD-11092022	570-116878-150	4,4'-DDNU	<DL	200.00
OA12-SD2832-2211-11092022	570-116878-138	4,4'-DDNU	7.3	
OA12-SD2832-2211FD-11092022	570-116878-151	4,4'-DDNU	1.5	32.95
OA12-SD3236-2211-11092022	570-116878-139	4,4'-DDNU	27	
OA12-SD3236-2211FD-11092022	570-116878-152	4,4'-DDNU	3.1	39.70
OA12-SD3640-2211-11092022	570-116878-140	4,4'-DDNU	1.5	
OA12-SD3640-2211FD-11092022	570-116878-153	4,4'-DDNU	<DL	200.00
OA12-SD4044-2211-11092022	570-116878-141	4,4'-DDNU	0.72	
OA12-SD4044-2211FD-11092022	570-116878-154	4,4'-DDNU	<DL	200.00
OA07-SD0002-2211-11092022	570-116878-1	4,4'-DDT	1600	
OA07-SD0002-2211FD-11092022	570-116878-17	4,4'-DDT	<DL	200.00
OA07-SD0204-2211-11092022	570-116878-2	4,4'-DDT	860	
OA07-SD0204-2211FD-11092022	570-116878-18	4,4'-DDT	2300	-22.78

Field ID	lab_I d	chemical_name	result	RPD
OA07-SD0406-2211-11092022	570-116878-3	4,4'-DDT	570	
OA07-SD0406-2211FD-11092022	570-116878-19	4,4'-DDT	<DL	200.00
OA07-SD0608-2211-11092022	570-116878-4	4,4'-DDT	1600	
OA07-SD0608-2211FD-11092022	570-116878-20	4,4'-DDT	850	15.31
OA07-SD0812-2211-11092022	570-116878-5	4,4'-DDT	1500	
OA07-SD0812-2211FD-11092022	570-116878-21	4,4'-DDT	1900	-5.88
OA07-SD1216-2211-11092022	570-116878-6	4,4'-DDT	6600	
OA07-SD1216-2211FD-11092022	570-116878-22	4,4'-DDT	5000	6.90
OA07-SD1620-2211-11092022	570-116878-7	4,4'-DDT	<DL	
OA07-SD1620-2211FD-11092022	570-116878-23	4,4'-DDT	2500	200.00
OA07-SD2024-2211-11092022	570-116878-8	4,4'-DDT	12000	
OA07-SD2024-2211FD-11092022	570-116878-24	4,4'-DDT	<DL	200.00
OA07-SD2428-2211-11092022	570-116878-9	4,4'-DDT	78	
OA07-SD2428-2211FD-11092022	570-116878-25	4,4'-DDT	<DL	200.00
OA07-SD2832-2211-11092022	570-116878-10	4,4'-DDT	16	
OA07-SD2832-2211FD-11092022	570-116878-26	4,4'-DDT	33	-17.35
OA07-SD3236-2211-11092022	570-116878-11	4,4'-DDT	4.3	
OA07-SD3236-2211FD-11092022	570-116878-27	4,4'-DDT	27	-36.26
OA07-SD3640-2211-11092022	570-116878-12	4,4'-DDT	2.0	
OA07-SD3640-2211FD-11092022	570-116878-28	4,4'-DDT	<DL	200.00
OA07-SD4044-2211-11092022	570-116878-13	4,4'-DDT	0.66	
OA07-SD4044-2211FD-11092022	570-116878-29	4,4'-DDT	<DL	200.00
OA10-SD0204-2211-11092022	570-116878-66	4,4'-DDT	340	

Field ID	lab_I d	chemical_name	result	RPD
OA10-SD0204-2211FD-11092022	570-116878-78	4,4'-DDT	<DL	200.00
OA10-SD0406-2211-11092022	570-116878-67	4,4'-DDT	100	
OA10-SD0406-2211FD-11092022	570-116878-79	4,4'-DDT	340	-27.27
OA10-SD0812-2211-11092022	570-116878-69	4,4'-DDT	410	
OA10-SD0812-2211FD-11092022	570-116878-81	4,4'-DDT	620	-10.19
OA10-SD1216-2211-11092022	570-116878-70	4,4'-DDT	760	
OA10-SD1216-2211FD-11092022	570-116878-82	4,4'-DDT	850	-2.80
OA10-SD1620-2211-11092022	570-116878-71	4,4'-DDT	580	
OA10-SD1620-2211FD-11092022	570-116878-83	4,4'-DDT	1900	-26.61
OA10-SD2024-2211-11092022	570-116878-72	4,4'-DDT	120	
OA10-SD2024-2211FD-11092022	570-116878-84	4,4'-DDT	63	15.57
OA10-SD2428-2211-11092022	570-116878-73	4,4'-DDT	290	
OA10-SD2428-2211FD-11092022	570-116878-85	4,4'-DDT	98	24.74
OA10-SD2832-2211-11092022	570-116878-74	4,4'-DDT	170	
OA10-SD2832-2211FD-11092022	570-116878-86	4,4'-DDT	5.5	46.87
OA11-SD0002-2211-11092022	570-116878-90	4,4'-DDT	390	
OA11-SD0002-2211FD-11092022	570-116878-109	4,4'-DDT	<DL	200.00
OA11-SD0204-2211-11092022	570-116878-91	4,4'-DDT	760	
OA11-SD0204-2211FD-11092022	570-116878-110	4,4'-DDT	310	21.03
OA11-SD0406-2211-11092022	570-116878-92	4,4'-DDT	150	
OA11-SD0406-2211FD-11092022	570-116878-111	4,4'-DDT	140	1.72
OA11-SD0608-2211-11092022	570-116878-93	4,4'-DDT	230	
OA11-SD0608-2211FD-11092022	570-116878-112	4,4'-DDT	1100	-32.71

Field ID	lab_I d	chemical_name	result	RPD
OA11-SD0812-2211-11092022	570-116878-94	4,4'-DDT	310	
OA11-SD0812-2211FD-11092022	570-116878-113	4,4'-DDT	470	-10.26
OA11-SD1216-2211-11092022	570-116878-95	4,4'-DDT	450	
OA11-SD1216-2211FD-11092022	570-116878-114	4,4'-DDT	930	-17.39
OA11-SD1620-2211-11092022	570-116878-96	4,4'-DDT	680	
OA11-SD1620-2211FD-11092022	570-116878-115	4,4'-DDT	1500	-18.81
OA11-SD2024-2211-11092022	570-116878-97	4,4'-DDT	<DL	
OA11-SD2024-2211FD-11092022	570-116878-116	4,4'-DDT	440	200.00
OA11-SD2832-2211-11092022	570-116878-99	4,4'-DDT	<DL	
OA11-SD2832-2211FD-11092022	570-116878-118	4,4'-DDT	3100	200.00
OA11-SD3236-2211-11092022	570-116878-100	4,4'-DDT	<DL	
OA11-SD3236-2211FD-11092022	570-116878-119	4,4'-DDT	2100	200.00
OA11-SD3640-2211-11092022	570-116878-101	4,4'-DDT	11000	
OA11-SD3640-2211FD-11092022	570-116878-120	4,4'-DDT	3100	28.01
OA11-SD4044-2211-11092022	570-116878-102	4,4'-DDT	11000	
OA11-SD4044-2211FD-11092022	570-116878-121	4,4'-DDT	4400	21.43
OA11-SD4448-2211-11092022	570-116878-103	4,4'-DDT	1800	
OA11-SD4448-2211FD-11092022	570-116878-122	4,4'-DDT	4300	-20.49
OA11-SD4852-2211-11092022	570-116878-104	4,4'-DDT	440	
OA11-SD4852-2211FD-11092022	570-116878-123	4,4'-DDT	1700	-29.44
OA11-SD5256-2211-11092022	570-116878-105	4,4'-DDT	<DL	
OA11-SD5256-2211FD-11092022	570-116878-124	4,4'-DDT	12	200.00
OA11-SD6064-2211-11092022	570-116878-107	4,4'-DDT	<DL	

Field ID	lab_I d	chemical_name	result	RPD
OA11-SD6064-2211FD-11092022	570-116878-126	4,4'-DDT	300	200.00
OA11-SD6458-2211-11092022	570-116878-108	4,4'-DDT	65	
OA11-SD6468-2211FD-11092022	570-116878-127	4,4'-DDT	<DL	200.00
OA12-SD0002-2211-11092022	570-116878-129	4,4'-DDT	79	
OA12-SD0002-2211FD-11092022	570-116878-142	4,4'-DDT	<DL	200.00
OA12-SD0204-2211-11092022	570-116878-130	4,4'-DDT	70	
OA12-SD0204-2211FD-11092022	570-116878-143	4,4'-DDT	53	6.91
OA12-SD0406-2211-11092022	570-116878-131	4,4'-DDT	84	
OA12-SD0406-2211FD-11092022	570-116878-144	4,4'-DDT	66	6.00
OA12-SD0608-2211-11092022	570-116878-132	4,4'-DDT	290	
OA12-SD0608-2211FD-11092022	570-116878-145	4,4'-DDT	55	34.06
OA12-SD0812-2211-11092022	570-116878-133	4,4'-DDT	430	
OA12-SD0812-2211FD-11092022	570-116878-146	4,4'-DDT	120	28.18
OA12-SD1216-2211-11092022	570-116878-134	4,4'-DDT	<DL	
OA12-SD1216-2211FD-11092022	570-116878-147	4,4'-DDT	410	200.00
OA12-SD1620-2211-11092022	570-116878-135	4,4'-DDT	340	
OA12-SD1620-2211FD-11092022	570-116878-148	4,4'-DDT	1100	-26.39
OA12-SD2024-2211-11092022	570-116878-136	4,4'-DDT	41	
OA12-SD2024-2211FD-11092022	570-116878-149	4,4'-DDT	41	0.00
OA12-SD2428-2211-11092022	570-116878-137	4,4'-DDT	38	
OA12-SD2428-2211FD-11092022	570-116878-150	4,4'-DDT	<DL	200.00
OA12-SD2832-2211-11092022	570-116878-138	4,4'-DDT	3.1	
OA12-SD2832-2211FD-11092022	570-116878-151	4,4'-DDT	<DL	200.00

Field ID	lab_I d	chemical_name	result	RPD
OA12-SD3236-2211-11092022	570-116878-139	4,4'-DDT	130	
OA12-SD3236-2211FD-11092022	570-116878-152	4,4'-DDT	<DL	200.00
OA07-SD0002-2211-11092022	570-116878-1	PCB 209	7.1	
OA07-SD0002-2211FD-11092022	570-116878-17	PCB 209	<DL	200.00
OA07-SD0204-2211-11092022	570-116878-2	PCB 209	4.3	
OA07-SD0204-2211FD-11092022	570-116878-18	PCB 209	7.8	-14.46
OA07-SD0406-2211-11092022	570-116878-3	PCB 209	13	
OA07-SD0406-2211FD-11092022	570-116878-19	PCB 209	<DL	200.00
OA07-SD0608-2211-11092022	570-116878-4	PCB 209	18	
OA07-SD0608-2211FD-11092022	570-116878-20	PCB 209	6.7	22.87
OA07-SD0812-2211-11092022	570-116878-5	PCB 209	19	
OA07-SD0812-2211FD-11092022	570-116878-21	PCB 209	7.2	22.52
OA07-SD1216-2211-11092022	570-116878-6	PCB 209	21	
OA07-SD1216-2211FD-11092022	570-116878-22	PCB 209	16	6.76
OA07-SD1620-2211-11092022	570-116878-7	PCB 209	65	
OA07-SD1620-2211FD-11092022	570-116878-23	PCB 209	13	33.33
OA07-SD2024-2211-11092022	570-116878-8	PCB 209	17	
OA07-SD2024-2211FD-11092022	570-116878-24	PCB 209	3.8	31.73
OA07-SD2428-2211-11092022	570-116878-9	PCB 209	1.5	
OA07-SD2428-2211FD-11092022	570-116878-25	PCB 209	1.9	-5.88
OA07-SD2832-2211-11092022	570-116878-10	PCB 209	<DL	
OA07-SD2832-2211FD-11092022	570-116878-26	PCB 209	0.69	200.00
OA07-SD3236-2211-11092022	570-116878-11	PCB 209	<DL	

Field ID	lab_I d	chemical_name	result	RPD
OA07-SD3236-2211FD-11092022	570-116878-27	PCB 209	0.73	200.00
OA07-SD3640-2211-11092022	570-116878-12	PCB 209	0.45	
OA07-SD3640-2211FD-11092022	570-116878-28	PCB 209	1.0	-18.97
OA07-SD4044-2211-11092022	570-116878-13	PCB 209	<DL	
OA07-SD4044-2211FD-11092022	570-116878-29	PCB 209	0.49	200.00
OA10-SD0204-2211-11092022	570-116878-66	PCB 209	1.9	
OA10-SD0204-2211FD-11092022	570-116878-78	PCB 209	1.4	7.58
OA10-SD0406-2211-11092022	570-116878-67	PCB 209	2.4	
OA10-SD0406-2211FD-11092022	570-116878-79	PCB 209	2.1	3.33
OA10-SD0608-2211-11092022	570-116878-68	PCB 209	<DL	
OA10-SD0608-2211FD-11092022	570-116878-80	PCB 209	2.7	200.00
OA10-SD0812-2211-11092022	570-116878-69	PCB 209	5.5	
OA10-SD0812-2211FD-11092022	570-116878-81	PCB 209	3.6	10.44
OA10-SD1216-2211-11092022	570-116878-70	PCB 209	6.9	
OA10-SD1216-2211FD-11092022	570-116878-82	PCB 209	13	-15.33
OA10-SD1620-2211-11092022	570-116878-71	PCB 209	3.8	
OA10-SD1620-2211FD-11092022	570-116878-83	PCB 209	4.1	-1.90
OA10-SD2024-2211-11092022	570-116878-72	PCB 209	3.8	
OA10-SD2024-2211FD-11092022	570-116878-84	PCB 209	1.3	24.51
OA10-SD2428-2211-11092022	570-116878-73	PCB 209	0.40	
OA10-SD2428-2211FD-11092022	570-116878-85	PCB 209	<DL	200.00
OA10-SD2832-2211-11092022	570-116878-74	PCB 209	2.3	
OA10-SD2832-2211FD-11092022	570-116878-86	PCB 209	<DL	200.00

Field ID	lab_I d	chemical_name	result	RPD
OA10-SD3236-2211-11092022	570-116878-75	PCB 209	1.5	
OA10-SD3236-2211FD-11092022	570-116878-87	PCB 209	0.28	34.27
OA10-SD3640-2211-11092022	570-116878-76	PCB 209	0.63	
OA10-SD3640-2211FD-11092022	570-116878-88	PCB 209	<DL	200.00
OA11-SD0002-2211-11092022	570-116878-90	PCB 209	1.6	
OA11-SD0002-2211FD-11092022	570-116878-109	PCB 209	<DL	200.00
OA11-SD0204-2211-11092022	570-116878-91	PCB 209	<DL	
OA11-SD0204-2211FD-11092022	570-116878-110	PCB 209	3.0	200.00
OA11-SD0406-2211-11092022	570-116878-92	PCB 209	2.0	
OA11-SD0406-2211FD-11092022	570-116878-111	PCB 209	<DL	200.00
OA11-SD0608-2211-11092022	570-116878-93	PCB 209	1.2	
OA11-SD0608-2211FD-11092022	570-116878-112	PCB 209	8.1	-37.10
OA11-SD0812-2211-11092022	570-116878-94	PCB 209	2.2	
OA11-SD0812-2211FD-11092022	570-116878-113	PCB 209	6.0	-23.17
OA11-SD1216-2211-11092022	570-116878-95	PCB 209	3.8	
OA11-SD1216-2211FD-11092022	570-116878-114	PCB 209	<DL	200.00
OA11-SD1620-2211-11092022	570-116878-96	PCB 209	8.8	
OA11-SD1620-2211FD-11092022	570-116878-115	PCB 209	31	-27.89
OA11-SD2024-2211-11092022	570-116878-97	PCB 209	7.8	
OA11-SD2024-2211FD-11092022	570-116878-116	PCB 209	22	-23.83
OA11-SD2428-2211-11092022	570-116878-98	PCB 209	11	
OA11-SD2428-2211FD-11092022	570-116878-117	PCB 209	44	-30.00
OA11-SD2832-2211-11092022	570-116878-99	PCB 209	9.8	

Field ID	lab_I d	chemical_name	result	RPD
OA11-SD2832-2211FD-11092022	570-116878-118	PCB 209	17	-13.43
OA11-SD3236-2211-11092022	570-116878-100	PCB 209	15	
OA11-SD3236-2211FD-11092022	570-116878-119	PCB 209	120	-38.89
OA11-SD3640-2211-11092022	570-116878-101	PCB 209	19	
OA11-SD3640-2211FD-11092022	570-116878-120	PCB 209	21	-2.50
OA11-SD4044-2211-11092022	570-116878-102	PCB 209	20	
OA11-SD4044-2211FD-11092022	570-116878-121	PCB 209	13	10.61
OA11-SD4448-2211-11092022	570-116878-103	PCB 209	10	
OA11-SD4448-2211FD-11092022	570-116878-122	PCB 209	10	0.00
OA11-SD4852-2211-11092022	570-116878-104	PCB 209	1.9	
OA11-SD4852-2211FD-11092022	570-116878-123	PCB 209	<DL	200.00
OA11-SD6064-2211-11092022	570-116878-107	PCB 209	<DL	
OA11-SD6064-2211FD-11092022	570-116878-126	PCB 209	1.9	200.00
OA11-SD6458-2211-11092022	570-116878-108	PCB 209	<DL	
OA11-SD6468-2211FD-11092022	570-116878-127	PCB 209	<DL	200.00
OA12-SD0002-2211-11092022	570-116878-129	PCB 209	2.2	
OA12-SD0002-2211FD-11092022	570-116878-142	PCB 209	<DL	200.00
OA12-SD0204-2211-11092022	570-116878-130	PCB 209	1.3	
OA12-SD0204-2211FD-11092022	570-116878-143	PCB 209	1.0	6.52
OA12-SD0406-2211-11092022	570-116878-131	PCB 209	2.7	
OA12-SD0406-2211FD-11092022	570-116878-144	PCB 209	<DL	200.00
OA12-SD0608-2211-11092022	570-116878-132	PCB 209	0.90	
OA12-SD0608-2211FD-11092022	570-116878-145	PCB 209	2.7	-25.00

Field ID	lab_I d	chemical_name	result	RPD
OA12-SD0812-2211-11092022	570-116878-133	PCB 209	3.9	
OA12-SD0812-2211FD-11092022	570-116878-146	PCB 209	2.4	11.90
OA12-SD1216-2211-11092022	570-116878-134	PCB 209	7.9	
OA12-SD1216-2211FD-11092022	570-116878-147	PCB 209	6.3	5.63
OA12-SD1620-2211-11092022	570-116878-135	PCB 209	3.8	
OA12-SD1620-2211FD-11092022	570-116878-148	PCB 209	3.2	4.29
OA07-SD0002-2211-11092022	570-116878-1	PCB-101	50	
OA07-SD0002-2211FD-11092022	570-116878-17	PCB-101	30	12.50
OA07-SD0204-2211-11092022	570-116878-2	PCB-101	74	
OA07-SD0204-2211FD-11092022	570-116878-18	PCB-101	69	1.75
OA07-SD0406-2211-11092022	570-116878-3	PCB-101	97	
OA07-SD0406-2211FD-11092022	570-116878-19	PCB-101	74	6.73
OA07-SD0608-2211-11092022	570-116878-4	PCB-101	<DL	
OA07-SD0608-2211FD-11092022	570-116878-20	PCB-101	100	200.00
OA07-SD0812-2211-11092022	570-116878-5	PCB-101	<DL	
OA07-SD0812-2211FD-11092022	570-116878-21	PCB-101	140	200.00
OA07-SD1216-2211-11092022	570-116878-6	PCB-101	380	
OA07-SD1216-2211FD-11092022	570-116878-22	PCB-101	370	0.67
OA07-SD1620-2211-11092022	570-116878-7	PCB-101	280	
OA07-SD1620-2211FD-11092022	570-116878-23	PCB-101	280	0.00
OA07-SD2024-2211-11092022	570-116878-8	PCB-101	260	
OA07-SD2024-2211FD-11092022	570-116878-24	PCB-101	56	32.28
OA07-SD2428-2211-11092022	570-116878-9	PCB-101	8.1	

Field ID	lab_I d	chemical_name	result	RPD
OA07-SD2428-2211FD-11092022	570-116878-25	PCB-101	25	-25.53
OA07-SD2832-2211-11092022	570-116878-10	PCB-101	3.9	
OA07-SD2832-2211FD-11092022	570-116878-26	PCB-101	7.2	-14.86
OA07-SD3236-2211-11092022	570-116878-11	PCB-101	2.5	
OA07-SD3236-2211FD-11092022	570-116878-27	PCB-101	5.7	-19.51
OA07-SD3640-2211-11092022	570-116878-12	PCB-101	0.72	
OA07-SD3640-2211FD-11092022	570-116878-28	PCB-101	6.8	-40.43
OA07-SD4044-2211-11092022	570-116878-13	PCB-101	0.47	
OA07-SD4044-2211FD-11092022	570-116878-29	PCB-101	6.8	-43.54
OA07-SD4448-2211-11092022	570-116878-14	PCB-101	2.6	
OA07-SD4448-2211FD-11092022	570-116878-30	PCB-101	0.83	25.80
OA10-SD0002-2211-11092022	570-116878-65	PCB-101	23	
OA10-SD0002-2211FD-11092022	570-116878-77	PCB-101	18	6.10
OA10-SD0204-2211-11092022	570-116878-66	PCB-101	16	
OA10-SD0204-2211FD-11092022	570-116878-78	PCB-101	18	-2.94
OA10-SD0406-2211-11092022	570-116878-67	PCB-101	27	
OA10-SD0406-2211FD-11092022	570-116878-79	PCB-101	26	0.94
OA10-SD0608-2211-11092022	570-116878-68	PCB-101	40	
OA10-SD0608-2211FD-11092022	570-116878-80	PCB-101	33	4.79
OA10-SD0812-2211-11092022	570-116878-69	PCB-101	60	
OA10-SD0812-2211FD-11092022	570-116878-81	PCB-101	50	4.55
OA10-SD1216-2211-11092022	570-116878-70	PCB-101	120	
OA10-SD1216-2211FD-11092022	570-116878-82	PCB-101	170	-8.62

Field ID	lab_I d	chemical_name	result	RPD
OA10-SD1620-2211-11092022	570-116878-71	PCB-101	68	
OA10-SD1620-2211FD-11092022	570-116878-83	PCB-101	63	1.91
OA10-SD2024-2211-11092022	570-116878-72	PCB-101	41	
OA10-SD2024-2211FD-11092022	570-116878-84	PCB-101	22	15.08
OA10-SD2428-2211-11092022	570-116878-73	PCB-101	2.8	
OA10-SD2428-2211FD-11092022	570-116878-85	PCB-101	3.9	-8.21
OA10-SD2832-2211-11092022	570-116878-74	PCB-101	21	
OA10-SD2832-2211FD-11092022	570-116878-86	PCB-101	1.1	45.02
OA10-SD3236-2211-11092022	570-116878-75	PCB-101	14	
OA10-SD3236-2211FD-11092022	570-116878-87	PCB-101	5.2	22.92
OA10-SD3640-2211-11092022	570-116878-76	PCB-101	6.1	
OA10-SD3640-2211FD-11092022	570-116878-88	PCB-101	0.89	37.27
OA11-SD0002-2211-11092022	570-116878-90	PCB-101	23	
OA11-SD0002-2211FD-11092022	570-116878-109	PCB-101	24	-1.06
OA11-SD0204-2211-11092022	570-116878-91	PCB-101	31	
OA11-SD0204-2211FD-11092022	570-116878-110	PCB-101	45	-9.21
OA11-SD0406-2211-11092022	570-116878-92	PCB-101	27	
OA11-SD0406-2211FD-11092022	570-116878-111	PCB-101	15	14.29
OA11-SD0608-2211-11092022	570-116878-93	PCB-101	31	
OA11-SD0608-2211FD-11092022	570-116878-112	PCB-101	78	-21.56
OA11-SD0812-2211-11092022	570-116878-94	PCB-101	32	
OA11-SD0812-2211FD-11092022	570-116878-113	PCB-101	26	5.17
OA11-SD1216-2211-11092022	570-116878-95	PCB-101	50	

Field ID	lab_I d	chemical_name	result	RPD
OA11-SD1216-2211FD-11092022	570-116878-114	PCB-101	52	-0.98
OA11-SD1620-2211-11092022	570-116878-96	PCB-101	130	
OA11-SD1620-2211FD-11092022	570-116878-115	PCB-101	120	2.00
OA11-SD2024-2211-11092022	570-116878-97	PCB-101	190	
OA11-SD2024-2211FD-11092022	570-116878-116	PCB-101	86	18.84
OA11-SD2428-2211-11092022	570-116878-98	PCB-101	340	
OA11-SD2428-2211FD-11092022	570-116878-117	PCB-101	250	7.63
OA11-SD2832-2211-11092022	570-116878-99	PCB-101	290	
OA11-SD2832-2211FD-11092022	570-116878-118	PCB-101	360	-5.38
OA11-SD3236-2211-11092022	570-116878-100	PCB-101	220	
OA11-SD3236-2211FD-11092022	570-116878-119	PCB-101	460	-17.65
OA11-SD3640-2211-11092022	570-116878-101	PCB-101	290	
OA11-SD3640-2211FD-11092022	570-116878-120	PCB-101	260	2.73
OA11-SD4044-2211-11092022	570-116878-102	PCB-101	380	
OA11-SD4044-2211FD-11092022	570-116878-121	PCB-101	70	34.44
OA11-SD4448-2211-11092022	570-116878-103	PCB-101	64	
OA11-SD4448-2211FD-11092022	570-116878-122	PCB-101	54	4.24
OA11-SD4852-2211-11092022	570-116878-104	PCB-101	23	
OA11-SD4852-2211FD-11092022	570-116878-123	PCB-101	55	-20.51
OA11-SD5256-2211-11092022	570-116878-105	PCB-101	20	
OA11-SD5256-2211FD-11092022	570-116878-124	PCB-101	1.4	43.46
OA11-SD5660-2211-11092022	570-116878-106	PCB-101	15	
OA11-SD5660-2211FD-11092022	570-116878-125	PCB-101	2.0	38.24

Field ID	lab_I d	chemical_name	result	RPD
OA11-SD6064-2211-11092022	570-116878-107	PCB-101	3.8	
OA11-SD6064-2211FD-11092022	570-116878-126	PCB-101	34	-39.95
OA11-SD6458-2211-11092022	570-116878-108	PCB-101	11	
OA11-SD6468-2211FD-11092022	570-116878-127	PCB-101	<DL	200.00
OA12-SD0002-2211-11092022	570-116878-129	PCB-101	20	
OA12-SD0002-2211FD-11092022	570-116878-142	PCB-101	19	1.28
OA12-SD0204-2211-11092022	570-116878-130	PCB-101	14	
OA12-SD0204-2211FD-11092022	570-116878-143	PCB-101	14	0.00
OA12-SD0406-2211-11092022	570-116878-131	PCB-101	31	
OA12-SD0406-2211FD-11092022	570-116878-144	PCB-101	15	17.39
OA12-SD0608-2211-11092022	570-116878-132	PCB-101	24	
OA12-SD0608-2211FD-11092022	570-116878-145	PCB-101	19	5.81
OA12-SD0812-2211-11092022	570-116878-133	PCB-101	40	
OA12-SD0812-2211FD-11092022	570-116878-146	PCB-101	21	15.57
OA12-SD1216-2211-11092022	570-116878-134	PCB-101	57	
OA12-SD1216-2211FD-11092022	570-116878-147	PCB-101	45	5.88
OA12-SD1620-2211-11092022	570-116878-135	PCB-101	28	
OA12-SD1620-2211FD-11092022	570-116878-148	PCB-101	37	-6.92
OA12-SD2024-2211-11092022	570-116878-136	PCB-101	10	
OA12-SD2024-2211FD-11092022	570-116878-149	PCB-101	13	-6.52
OA12-SD2428-2211-11092022	570-116878-137	PCB-101	1.7	
OA12-SD2428-2211FD-11092022	570-116878-150	PCB-101	3.8	-19.09
OA12-SD2832-2211-11092022	570-116878-138	PCB-101	1.5	

Field ID	lab_I d	chemical_name	result	RPD
OA12-SD2832-2211FD-11092022	570-116878-151	PCB-101	<DL	200.00
OA12-SD3236-2211-11092022	570-116878-139	PCB-101	8.9	
OA12-SD3236-2211FD-11092022	570-116878-152	PCB-101	0.42	45.49
OA07-SD0002-2211-11092022	570-116878-1	PCB-105	25	
OA07-SD0002-2211FD-11092022	570-116878-17	PCB-105	18	8.14
OA07-SD0204-2211-11092022	570-116878-2	PCB-105	45	
OA07-SD0204-2211FD-11092022	570-116878-18	PCB-105	51	-3.13
OA07-SD0406-2211-11092022	570-116878-3	PCB-105	40	
OA07-SD0406-2211FD-11092022	570-116878-19	PCB-105	38	1.28
OA07-SD0608-2211-11092022	570-116878-4	PCB-105	250	
OA07-SD0608-2211FD-11092022	570-116878-20	PCB-105	54	32.24
OA07-SD0812-2211-11092022	570-116878-5	PCB-105	300	
OA07-SD0812-2211FD-11092022	570-116878-21	PCB-105	85	27.92
OA07-SD1216-2211-11092022	570-116878-6	PCB-105	230	
OA07-SD1216-2211FD-11092022	570-116878-22	PCB-105	230	0.00
OA07-SD1620-2211-11092022	570-116878-7	PCB-105	140	
OA07-SD1620-2211FD-11092022	570-116878-23	PCB-105	140	0.00
OA07-SD2024-2211-11092022	570-116878-8	PCB-105	130	
OA07-SD2024-2211FD-11092022	570-116878-24	PCB-105	25	33.87
OA07-SD2428-2211-11092022	570-116878-9	PCB-105	5.4	
OA07-SD2428-2211FD-11092022	570-116878-25	PCB-105	11	-17.07
OA07-SD2832-2211-11092022	570-116878-10	PCB-105	2.2	
OA07-SD2832-2211FD-11092022	570-116878-26	PCB-105	4.2	-15.63

Field ID	lab_I d	chemical_name	result	RPD
OA07-SD3236-2211-11092022	570-116878-11	PCB-105	1.3	
OA07-SD3236-2211FD-11092022	570-116878-27	PCB-105	2.8	-18.29
OA07-SD3640-2211-11092022	570-116878-12	PCB-105	0.48	
OA07-SD3640-2211FD-11092022	570-116878-28	PCB-105	3.7	-38.52
OA07-SD4044-2211-11092022	570-116878-13	PCB-105	<DL	
OA07-SD4044-2211FD-11092022	570-116878-29	PCB-105	3.5	200.00
OA07-SD4448-2211-11092022	570-116878-14	PCB-105	1.3	
OA07-SD4448-2211FD-11092022	570-116878-30	PCB-105	0.57	19.52
OA10-SD0002-2211-11092022	570-116878-65	PCB-105	9.0	
OA10-SD0002-2211FD-11092022	570-116878-77	PCB-105	6.5	8.06
OA10-SD0204-2211-11092022	570-116878-66	PCB-105	10	
OA10-SD0204-2211FD-11092022	570-116878-78	PCB-105	11	-2.38
OA10-SD0406-2211-11092022	570-116878-67	PCB-105	14	
OA10-SD0406-2211FD-11092022	570-116878-79	PCB-105	17	-4.84
OA10-SD0608-2211-11092022	570-116878-68	PCB-105	13	
OA10-SD0608-2211FD-11092022	570-116878-80	PCB-105	31	-20.45
OA10-SD0812-2211-11092022	570-116878-69	PCB-105	32	
OA10-SD0812-2211FD-11092022	570-116878-81	PCB-105	29	2.46
OA10-SD1216-2211-11092022	570-116878-70	PCB-105	54	
OA10-SD1216-2211FD-11092022	570-116878-82	PCB-105	84	-10.87
OA10-SD1620-2211-11092022	570-116878-71	PCB-105	36	
OA10-SD1620-2211FD-11092022	570-116878-83	PCB-105	37	-0.68
OA10-SD2024-2211-11092022	570-116878-72	PCB-105	21	

Field ID	lab_I d	chemical_name	result	RPD
OA10-SD2024-2211FD-11092022	570-116878-84	PCB-105	9.4	19.08
OA10-SD2428-2211-11092022	570-116878-73	PCB-105	1.4	
OA10-SD2428-2211FD-11092022	570-116878-85	PCB-105	1.3	1.85
OA10-SD2832-2211-11092022	570-116878-74	PCB-105	14	
OA10-SD2832-2211FD-11092022	570-116878-86	PCB-105	0.46	46.82
OA10-SD3236-2211-11092022	570-116878-75	PCB-105	6.2	
OA10-SD3236-2211FD-11092022	570-116878-87	PCB-105	2.3	22.94
OA10-SD3640-2211-11092022	570-116878-76	PCB-105	3.0	
OA10-SD3640-2211FD-11092022	570-116878-88	PCB-105	<DL	200.00
OA11-SD0002-2211-11092022	570-116878-90	PCB-105	11	
OA11-SD0002-2211FD-11092022	570-116878-109	PCB-105	11	0.00
OA11-SD0204-2211-11092022	570-116878-91	PCB-105	16	
OA11-SD0204-2211FD-11092022	570-116878-110	PCB-105	15	1.61
OA11-SD0406-2211-11092022	570-116878-92	PCB-105	13	
OA11-SD0406-2211FD-11092022	570-116878-111	PCB-105	8.9	9.36
OA11-SD0608-2211-11092022	570-116878-93	PCB-105	13	
OA11-SD0608-2211FD-11092022	570-116878-112	PCB-105	50	-29.37
OA11-SD0812-2211-11092022	570-116878-94	PCB-105	14	
OA11-SD0812-2211FD-11092022	570-116878-113	PCB-105	17	-4.84
OA11-SD1216-2211-11092022	570-116878-95	PCB-105	25	
OA11-SD1216-2211FD-11092022	570-116878-114	PCB-105	22	3.19
OA11-SD1620-2211-11092022	570-116878-96	PCB-105	65	
OA11-SD1620-2211FD-11092022	570-116878-115	PCB-105	100	-10.61

Field ID	lab_I d	chemical_name	result	RPD
OA11-SD2024-2211-11092022	570-116878-97	PCB-105	140	
OA11-SD2024-2211FD-11092022	570-116878-116	PCB-105	92	10.34
OA11-SD2428-2211-11092022	570-116878-98	PCB-105	270	
OA11-SD2428-2211FD-11092022	570-116878-117	PCB-105	120	19.23
OA11-SD2832-2211-11092022	570-116878-99	PCB-105	150	
OA11-SD2832-2211FD-11092022	570-116878-118	PCB-105	190	-5.88
OA11-SD3236-2211-11092022	570-116878-100	PCB-105	130	
OA11-SD3236-2211FD-11092022	570-116878-119	PCB-105	230	-13.89
OA11-SD3640-2211-11092022	570-116878-101	PCB-105	170	
OA11-SD3640-2211FD-11092022	570-116878-120	PCB-105	150	3.13
OA11-SD4044-2211-11092022	570-116878-102	PCB-105	180	
OA11-SD4044-2211FD-11092022	570-116878-121	PCB-105	32	34.91
OA11-SD4448-2211-11092022	570-116878-103	PCB-105	29	
OA11-SD4448-2211FD-11092022	570-116878-122	PCB-105	24	4.72
OA11-SD4852-2211-11092022	570-116878-104	PCB-105	13	
OA11-SD4852-2211FD-11092022	570-116878-123	PCB-105	33	-21.74
OA11-SD5256-2211-11092022	570-116878-105	PCB-105	9.6	
OA11-SD5256-2211FD-11092022	570-116878-124	PCB-105	<DL	200.00
OA11-SD5660-2211-11092022	570-116878-106	PCB-105	5.7	
OA11-SD5660-2211FD-11092022	570-116878-125	PCB-105	1.0	35.07
OA11-SD6064-2211-11092022	570-116878-107	PCB-105	2.3	
OA11-SD6064-2211FD-11092022	570-116878-126	PCB-105	17	-38.08
OA11-SD6458-2211-11092022	570-116878-108	PCB-105	5.9	

Field ID	lab_I d	chemical_name	result	RPD
OA11-SD6468-2211FD-11092022	570-116878-127	PCB-105	<DL	200.00
OA12-SD0002-2211-11092022	570-116878-129	PCB-105	11	
OA12-SD0002-2211FD-11092022	570-116878-142	PCB-105	7.6	9.14
OA12-SD0204-2211-11092022	570-116878-130	PCB-105	5.4	
OA12-SD0204-2211FD-11092022	570-116878-143	PCB-105	7.7	-8.78
OA12-SD0406-2211-11092022	570-116878-131	PCB-105	17	
OA12-SD0406-2211FD-11092022	570-116878-144	PCB-105	6.7	21.73
OA12-SD0608-2211-11092022	570-116878-132	PCB-105	42	
OA12-SD0608-2211FD-11092022	570-116878-145	PCB-105	13	26.36
OA12-SD0812-2211-11092022	570-116878-133	PCB-105	19	
OA12-SD0812-2211FD-11092022	570-116878-146	PCB-105	8.2	19.85
OA12-SD1216-2211-11092022	570-116878-134	PCB-105	30	
OA12-SD1216-2211FD-11092022	570-116878-147	PCB-105	20	10.00
OA12-SD1620-2211-11092022	570-116878-135	PCB-105	13	
OA12-SD1620-2211FD-11092022	570-116878-148	PCB-105	19	-9.38
OA12-SD2024-2211-11092022	570-116878-136	PCB-105	3.5	
OA12-SD2024-2211FD-11092022	570-116878-149	PCB-105	6.8	-16.02
OA12-SD2428-2211-11092022	570-116878-137	PCB-105	<DL	
OA12-SD2428-2211FD-11092022	570-116878-150	PCB-105	2.7	200.00
OA12-SD2832-2211-11092022	570-116878-138	PCB-105	1.0	
OA12-SD2832-2211FD-11092022	570-116878-151	PCB-105	<DL	200.00
OA12-SD3236-2211-11092022	570-116878-139	PCB-105	3.2	
OA12-SD3236-2211FD-11092022	570-116878-152	PCB-105	0.19	44.40

Field ID	lab_I d	chemical_name	result	RPD
OA12-SD3640-2211-11092022	570-116878-140	PCB-105	<DL	
OA12-SD3640-2211FD-11092022	570-116878-153	PCB-105	<DL	200.00
OA07-SD0002-2211-11092022	570-116878-1	PCB-110	53	
OA07-SD0002-2211FD-11092022	570-116878-17	PCB-110	24	18.83
OA07-SD0204-2211-11092022	570-116878-2	PCB-110	91	
OA07-SD0204-2211FD-11092022	570-116878-18	PCB-110	<DL	200.00
OA07-SD0406-2211-11092022	570-116878-3	PCB-110	80	
OA07-SD0406-2211FD-11092022	570-116878-19	PCB-110	66	4.79
OA07-SD0608-2211-11092022	570-116878-4	PCB-110	480	
OA07-SD0608-2211FD-11092022	570-116878-20	PCB-110	120	30.00
OA07-SD0812-2211-11092022	570-116878-5	PCB-110	770	
OA07-SD0812-2211FD-11092022	570-116878-21	PCB-110	140	34.62
OA07-SD1216-2211-11092022	570-116878-6	PCB-110	420	
OA07-SD1216-2211FD-11092022	570-116878-22	PCB-110	380	2.50
OA07-SD1620-2211-11092022	570-116878-7	PCB-110	260	
OA07-SD1620-2211FD-11092022	570-116878-23	PCB-110	280	-1.85
OA07-SD2024-2211-11092022	570-116878-8	PCB-110	300	
OA07-SD2024-2211FD-11092022	570-116878-24	PCB-110	68	31.52
OA07-SD2428-2211-11092022	570-116878-9	PCB-110	7.8	
OA07-SD2428-2211FD-11092022	570-116878-25	PCB-110	26	-26.92
OA07-SD2832-2211-11092022	570-116878-10	PCB-110	4.0	
OA07-SD2832-2211FD-11092022	570-116878-26	PCB-110	7.1	-13.96
OA07-SD3236-2211-11092022	570-116878-11	PCB-110	2.3	

Field ID	lab_I d	chemical_name	result	RPD
OA07-SD3236-2211FD-11092022	570-116878-27	PCB-110	5.6	-20.89
OA07-SD3640-2211-11092022	570-116878-12	PCB-110	0.68	
OA07-SD3640-2211FD-11092022	570-116878-28	PCB-110	7.1	-41.26
OA07-SD4044-2211-11092022	570-116878-13	PCB-110	0.22	
OA07-SD4044-2211FD-11092022	570-116878-29	PCB-110	7.4	-47.11
OA07-SD4448-2211-11092022	570-116878-14	PCB-110	2.6	
OA07-SD4448-2211FD-11092022	570-116878-30	PCB-110	0.88	24.71
OA10-SD0002-2211-11092022	570-116878-65	PCB-110	21	
OA10-SD0002-2211FD-11092022	570-116878-77	PCB-110	15	8.33
OA10-SD0204-2211-11092022	570-116878-66	PCB-110	20	
OA10-SD0204-2211FD-11092022	570-116878-78	PCB-110	19	1.28
OA10-SD0406-2211-11092022	570-116878-67	PCB-110	30	
OA10-SD0406-2211FD-11092022	570-116878-79	PCB-110	32	-1.61
OA10-SD0608-2211-11092022	570-116878-68	PCB-110	33	
OA10-SD0608-2211FD-11092022	570-116878-80	PCB-110	42	-6.00
OA10-SD0812-2211-11092022	570-116878-69	PCB-110	81	
OA10-SD0812-2211FD-11092022	570-116878-81	PCB-110	56	9.12
OA10-SD1216-2211-11092022	570-116878-70	PCB-110	130	
OA10-SD1216-2211FD-11092022	570-116878-82	PCB-110	210	-11.76
OA10-SD1620-2211-11092022	570-116878-71	PCB-110	78	
OA10-SD1620-2211FD-11092022	570-116878-83	PCB-110	75	0.98
OA10-SD2024-2211-11092022	570-116878-72	PCB-110	58	
OA10-SD2024-2211FD-11092022	570-116878-84	PCB-110	17	27.33

Field ID	lab_I d	chemical_name	result	RPD
OA10-SD2428-2211-11092022	570-116878-73	PCB-110	3.3	
OA10-SD2428-2211FD-11092022	570-116878-85	PCB-110	2.4	7.89
OA10-SD2832-2211-11092022	570-116878-74	PCB-110	25	
OA10-SD2832-2211FD-11092022	570-116878-86	PCB-110	0.77	47.01
OA10-SD3236-2211-11092022	570-116878-75	PCB-110	15	
OA10-SD3236-2211FD-11092022	570-116878-87	PCB-110	3.9	29.37
OA10-SD3640-2211-11092022	570-116878-76	PCB-110	5.9	
OA10-SD3640-2211FD-11092022	570-116878-88	PCB-110	0.59	40.91
OA11-SD0002-2211-11092022	570-116878-90	PCB-110	18	
OA11-SD0002-2211FD-11092022	570-116878-109	PCB-110	21	-3.85
OA11-SD0204-2211-11092022	570-116878-91	PCB-110	38	
OA11-SD0204-2211FD-11092022	570-116878-110	PCB-110	50	-6.82
OA11-SD0406-2211-11092022	570-116878-92	PCB-110	22	
OA11-SD0406-2211FD-11092022	570-116878-111	PCB-110	18	5.00
OA11-SD0608-2211-11092022	570-116878-93	PCB-110	25	
OA11-SD0608-2211FD-11092022	570-116878-112	PCB-110	60	-20.59
OA11-SD0812-2211-11092022	570-116878-94	PCB-110	25	
OA11-SD0812-2211FD-11092022	570-116878-113	PCB-110	31	-5.36
OA11-SD1216-2211-11092022	570-116878-95	PCB-110	40	
OA11-SD1216-2211FD-11092022	570-116878-114	PCB-110	40	0.00
OA11-SD1620-2211-11092022	570-116878-96	PCB-110	130	
OA11-SD1620-2211FD-11092022	570-116878-115	PCB-110	150	-3.57
OA11-SD2024-2211-11092022	570-116878-97	PCB-110	350	

Field ID	lab_I d	chemical_name	result	RPD
OA11-SD2024-2211FD-11092022	570-116878-116	PCB-110	130	22.92
OA11-SD2428-2211-11092022	570-116878-98	PCB-110	410	
OA11-SD2428-2211FD-11092022	570-116878-117	PCB-110	240	13.08
OA11-SD2832-2211-11092022	570-116878-99	PCB-110	390	
OA11-SD2832-2211FD-11092022	570-116878-118	PCB-110	470	-4.65
OA11-SD3236-2211-11092022	570-116878-100	PCB-110	370	
OA11-SD3236-2211FD-11092022	570-116878-119	PCB-110	540	-9.34
OA11-SD3640-2211-11092022	570-116878-101	PCB-110	440	
OA11-SD3640-2211FD-11092022	570-116878-120	PCB-110	360	5.00
OA11-SD4044-2211-11092022	570-116878-102	PCB-110	420	
OA11-SD4044-2211FD-11092022	570-116878-121	PCB-110	65	36.60
OA11-SD4448-2211-11092022	570-116878-103	PCB-110	91	
OA11-SD4448-2211FD-11092022	570-116878-122	PCB-110	53	13.19
OA11-SD4852-2211-11092022	570-116878-104	PCB-110	18	
OA11-SD4852-2211FD-11092022	570-116878-123	PCB-110	70	-29.55
OA11-SD5256-2211-11092022	570-116878-105	PCB-110	15	
OA11-SD5256-2211FD-11092022	570-116878-124	PCB-110	2.1	37.72
OA11-SD5660-2211-11092022	570-116878-106	PCB-110	22	
OA11-SD5660-2211FD-11092022	570-116878-125	PCB-110	1.5	43.62
OA11-SD6064-2211-11092022	570-116878-107	PCB-110	2.9	
OA11-SD6064-2211FD-11092022	570-116878-126	PCB-110	30	-41.19
OA11-SD6458-2211-11092022	570-116878-108	PCB-110	8.6	
OA11-SD6468-2211FD-11092022	570-116878-127	PCB-110	<DL	200.00

Field ID	lab_I d	chemical_name	result	RPD
OA12-SD0002-2211-11092022	570-116878-129	PCB-110	24	
OA12-SD0002-2211FD-11092022	570-116878-142	PCB-110	15	11.54
OA12-SD0204-2211-11092022	570-116878-130	PCB-110	11	
OA12-SD0204-2211FD-11092022	570-116878-143	PCB-110	11	0.00
OA12-SD0406-2211-11092022	570-116878-131	PCB-110	43	
OA12-SD0406-2211FD-11092022	570-116878-144	PCB-110	11	29.63
OA12-SD0608-2211-11092022	570-116878-132	PCB-110	37	
OA12-SD0608-2211FD-11092022	570-116878-145	PCB-110	16	19.81
OA12-SD0812-2211-11092022	570-116878-133	PCB-110	45	
OA12-SD0812-2211FD-11092022	570-116878-146	PCB-110	16	23.77
OA12-SD1216-2211-11092022	570-116878-134	PCB-110	56	
OA12-SD1216-2211FD-11092022	570-116878-147	PCB-110	42	7.14
OA12-SD1620-2211-11092022	570-116878-135	PCB-110	35	
OA12-SD1620-2211FD-11092022	570-116878-148	PCB-110	33	1.47
OA12-SD2024-2211-11092022	570-116878-136	PCB-110	7.9	
OA12-SD2024-2211FD-11092022	570-116878-149	PCB-110	16	-16.95
OA12-SD2428-2211-11092022	570-116878-137	PCB-110	1.4	
OA12-SD2428-2211FD-11092022	570-116878-150	PCB-110	5.0	-28.13
OA12-SD2832-2211-11092022	570-116878-138	PCB-110	1.4	
OA12-SD2832-2211FD-11092022	570-116878-151	PCB-110	<DL	200.00
OA12-SD3236-2211-11092022	570-116878-139	PCB-110	7.3	
OA12-SD3236-2211FD-11092022	570-116878-152	PCB-110	0.25	46.69
OA07-SD0002-2211-11092022	570-116878-1	PCB-118	44	

Field ID	lab_I d	chemical_name	result	RPD
OA07-SD0002-2211FD-11092022	570-116878-17	PCB-118	30	9.46
OA07-SD0204-2211-11092022	570-116878-2	PCB-118	70	
OA07-SD0204-2211FD-11092022	570-116878-18	PCB-118	67	1.09
OA07-SD0406-2211-11092022	570-116878-3	PCB-118	76	
OA07-SD0406-2211FD-11092022	570-116878-19	PCB-118	66	3.52
OA07-SD0608-2211-11092022	570-116878-4	PCB-118	<DL	
OA07-SD0608-2211FD-11092022	570-116878-20	PCB-118	110	200.00
OA07-SD0812-2211-11092022	570-116878-5	PCB-118	<DL	
OA07-SD0812-2211FD-11092022	570-116878-21	PCB-118	120	200.00
OA07-SD1216-2211-11092022	570-116878-6	PCB-118	350	
OA07-SD1216-2211FD-11092022	570-116878-22	PCB-118	360	-0.70
OA07-SD1620-2211-11092022	570-116878-7	PCB-118	240	
OA07-SD1620-2211FD-11092022	570-116878-23	PCB-118	260	-2.00
OA07-SD2024-2211-11092022	570-116878-8	PCB-118	230	
OA07-SD2024-2211FD-11092022	570-116878-24	PCB-118	54	30.99
OA07-SD2428-2211-11092022	570-116878-9	PCB-118	6.9	
OA07-SD2428-2211FD-11092022	570-116878-25	PCB-118	21	-25.27
OA07-SD2832-2211-11092022	570-116878-10	PCB-118	3.3	
OA07-SD2832-2211FD-11092022	570-116878-26	PCB-118	6.4	-15.98
OA07-SD3236-2211-11092022	570-116878-11	PCB-118	2.2	
OA07-SD3236-2211FD-11092022	570-116878-27	PCB-118	5.4	-21.05
OA07-SD3640-2211-11092022	570-116878-12	PCB-118	0.45	
OA07-SD3640-2211FD-11092022	570-116878-28	PCB-118	6.3	-43.33

Field ID	lab_I d	chemical_name	result	RPD
OA07-SD4044-2211-11092022	570-116878-13	PCB-118	0.30	
OA07-SD4044-2211FD-11092022	570-116878-29	PCB-118	6.0	-45.24
OA07-SD4448-2211-11092022	570-116878-14	PCB-118	2.5	
OA07-SD4448-2211FD-11092022	570-116878-30	PCB-118	0.95	22.46
OA10-SD0002-2211-11092022	570-116878-65	PCB-118	21	
OA10-SD0002-2211FD-11092022	570-116878-77	PCB-118	15	8.33
OA10-SD0204-2211-11092022	570-116878-66	PCB-118	15	
OA10-SD0204-2211FD-11092022	570-116878-78	PCB-118	17	-3.13
OA10-SD0406-2211-11092022	570-116878-67	PCB-118	25	
OA10-SD0406-2211FD-11092022	570-116878-79	PCB-118	25	0.00
OA10-SD0608-2211-11092022	570-116878-68	PCB-118	34	
OA10-SD0608-2211FD-11092022	570-116878-80	PCB-118	37	-2.11
OA10-SD0812-2211-11092022	570-116878-69	PCB-118	54	
OA10-SD0812-2211FD-11092022	570-116878-81	PCB-118	47	3.47
OA10-SD1216-2211-11092022	570-116878-70	PCB-118	100	
OA10-SD1216-2211FD-11092022	570-116878-82	PCB-118	150	-10.00
OA10-SD1620-2211-11092022	570-116878-71	PCB-118	65	
OA10-SD1620-2211FD-11092022	570-116878-83	PCB-118	63	0.78
OA10-SD2024-2211-11092022	570-116878-72	PCB-118	38	
OA10-SD2024-2211FD-11092022	570-116878-84	PCB-118	17	19.09
OA10-SD2428-2211-11092022	570-116878-73	PCB-118	2.7	
OA10-SD2428-2211FD-11092022	570-116878-85	PCB-118	3.0	-2.63
OA10-SD2832-2211-11092022	570-116878-74	PCB-118	21	

Field ID	lab_I d	chemical_name	result	RPD
OA10-SD2832-2211FD-11092022	570-116878-86	PCB-118	0.97	45.58
OA10-SD3236-2211-11092022	570-116878-75	PCB-118	14	
OA10-SD3236-2211FD-11092022	570-116878-87	PCB-118	4.1	27.35
OA10-SD3640-2211-11092022	570-116878-76	PCB-118	7.6	
OA10-SD3640-2211FD-11092022	570-116878-88	PCB-118	0.71	41.46
OA11-SD0002-2211-11092022	570-116878-90	PCB-118	20	
OA11-SD0002-2211FD-11092022	570-116878-109	PCB-118	23	-3.49
OA11-SD0204-2211-11092022	570-116878-91	PCB-118	28	
OA11-SD0204-2211FD-11092022	570-116878-110	PCB-118	36	-6.25
OA11-SD0406-2211-11092022	570-116878-92	PCB-118	56	
OA11-SD0406-2211FD-11092022	570-116878-111	PCB-118	17	26.71
OA11-SD0608-2211-11092022	570-116878-93	PCB-118	27	
OA11-SD0608-2211FD-11092022	570-116878-112	PCB-118	66	-20.97
OA11-SD0812-2211-11092022	570-116878-94	PCB-118	27	
OA11-SD0812-2211FD-11092022	570-116878-113	PCB-118	31	-3.45
OA11-SD1216-2211-11092022	570-116878-95	PCB-118	45	
OA11-SD1216-2211FD-11092022	570-116878-114	PCB-118	56	-5.45
OA11-SD1620-2211-11092022	570-116878-96	PCB-118	110	
OA11-SD1620-2211FD-11092022	570-116878-115	PCB-118	130	-4.17
OA11-SD2024-2211-11092022	570-116878-97	PCB-118	220	
OA11-SD2024-2211FD-11092022	570-116878-116	PCB-118	110	16.67
OA11-SD2428-2211-11092022	570-116878-98	PCB-118	400	
OA11-SD2428-2211FD-11092022	570-116878-117	PCB-118	240	12.50

Field ID	lab_I d	chemical_name	result	RPD
OA11-SD2832-2211-11092022	570-116878-99	PCB-118	290	
OA11-SD2832-2211FD-11092022	570-116878-118	PCB-118	350	-4.69
OA11-SD3236-2211-11092022	570-116878-100	PCB-118	250	
OA11-SD3236-2211FD-11092022	570-116878-119	PCB-118	400	-11.54
OA11-SD3640-2211-11092022	570-116878-101	PCB-118	330	
OA11-SD3640-2211FD-11092022	570-116878-120	PCB-118	240	7.89
OA11-SD4044-2211-11092022	570-116878-102	PCB-118	340	
OA11-SD4044-2211FD-11092022	570-116878-121	PCB-118	64	34.16
OA11-SD4448-2211-11092022	570-116878-103	PCB-118	56	
OA11-SD4448-2211FD-11092022	570-116878-122	PCB-118	46	4.90
OA11-SD4852-2211-11092022	570-116878-104	PCB-118	21	
OA11-SD4852-2211FD-11092022	570-116878-123	PCB-118	52	-21.23
OA11-SD5256-2211-11092022	570-116878-105	PCB-118	16	
OA11-SD5256-2211FD-11092022	570-116878-124	PCB-118	<DL	200.00
OA11-SD5660-2211-11092022	570-116878-106	PCB-118	14	
OA11-SD5660-2211FD-11092022	570-116878-125	PCB-118	1.9	38.05
OA11-SD6064-2211-11092022	570-116878-107	PCB-118	4.1	
OA11-SD6064-2211FD-11092022	570-116878-126	PCB-118	29	-37.61
OA11-SD6458-2211-11092022	570-116878-108	PCB-118	8.1	
OA11-SD6468-2211FD-11092022	570-116878-127	PCB-118	<DL	200.00
OA12-SD0002-2211-11092022	570-116878-129	PCB-118	18	
OA12-SD0002-2211FD-11092022	570-116878-142	PCB-118	17	1.43
OA12-SD0204-2211-11092022	570-116878-130	PCB-118	12	

Field ID	lab_I d	chemical_name	result	RPD
OA12-SD0204-2211FD-11092022	570-116878-143	PCB-118	11	2.17
OA12-SD0406-2211-11092022	570-116878-131	PCB-118	31	
OA12-SD0406-2211FD-11092022	570-116878-144	PCB-118	13	20.45
OA12-SD0608-2211-11092022	570-116878-132	PCB-118	61	
OA12-SD0608-2211FD-11092022	570-116878-145	PCB-118	18	27.22
OA12-SD0812-2211-11092022	570-116878-133	PCB-118	38	
OA12-SD0812-2211FD-11092022	570-116878-146	PCB-118	17	19.09
OA12-SD1216-2211-11092022	570-116878-134	PCB-118	52	
OA12-SD1216-2211FD-11092022	570-116878-147	PCB-118	38	7.78
OA12-SD1620-2211-11092022	570-116878-135	PCB-118	24	
OA12-SD1620-2211FD-11092022	570-116878-148	PCB-118	31	-6.36
OA12-SD2024-2211-11092022	570-116878-136	PCB-118	7.9	
OA12-SD2024-2211FD-11092022	570-116878-149	PCB-118	10	-5.87
OA12-SD2428-2211-11092022	570-116878-137	PCB-118	1.5	
OA12-SD2428-2211FD-11092022	570-116878-150	PCB-118	3.1	-17.39
OA12-SD2832-2211-11092022	570-116878-138	PCB-118	1.4	
OA12-SD2832-2211FD-11092022	570-116878-151	PCB-118	0.40	27.78
OA12-SD3236-2211-11092022	570-116878-139	PCB-118	7.6	
OA12-SD3236-2211FD-11092022	570-116878-152	PCB-118	0.28	46.45
OA12-SD0608-2211-11092022	570-116878-132	PCB-119	21	
OA11-SD2024-2211FD-11092022	570-116878-116	PCB-123	9.1	19.77
OA07-SD0812-2211-11092022	570-116878-5	PCB-126	630	
OA07-SD0812-2211FD-11092022	570-116878-21	PCB-126	<DL	200.00

Field ID	lab_I d	chemical_name	result	RPD
OA12-SD0608-2211-11092022	570-116878-132	PCB-126	32	
OA12-SD0608-2211FD-11092022	570-116878-145	PCB-126	<DL	200.00
OA07-SD0406-2211-11092022	570-116878-3	PCB-128	15	
OA07-SD0406-2211FD-11092022	570-116878-19	PCB-128	14	1.72
OA07-SD0608-2211-11092022	570-116878-4	PCB-128	79	
OA07-SD0608-2211FD-11092022	570-116878-20	PCB-128	28	23.83
OA07-SD0812-2211-11092022	570-116878-5	PCB-128	120	
OA07-SD0812-2211FD-11092022	570-116878-21	PCB-128	29	30.54
OA07-SD1216-2211-11092022	570-116878-6	PCB-128	75	
OA07-SD1216-2211FD-11092022	570-116878-22	PCB-128	94	-5.62
OA07-SD1620-2211-11092022	570-116878-7	PCB-128	45	
OA07-SD1620-2211FD-11092022	570-116878-23	PCB-128	57	-5.88
OA07-SD2024-2211-11092022	570-116878-8	PCB-128	89	
OA07-SD2024-2211FD-11092022	570-116878-24	PCB-128	13	37.25
OA07-SD2428-2211-11092022	570-116878-9	PCB-128	2.0	
OA07-SD2428-2211FD-11092022	570-116878-25	PCB-128	4.3	-18.25
OA07-SD2832-2211FD-11092022	570-116878-26	PCB-128	1.9	19.35
OA07-SD3236-2211-11092022	570-116878-11	PCB-128	0.74	
OA07-SD3236-2211FD-11092022	570-116878-27	PCB-128	1.2	-11.86
OA10-SD0002-2211-11092022	570-116878-65	PCB-128	5.8	
OA10-SD0002-2211FD-11092022	570-116878-77	PCB-128	<DL	200.00
OA10-SD0204-2211-11092022	570-116878-66	PCB-128	3.3	
OA10-SD0204-2211FD-11092022	570-116878-78	PCB-128	5.8	-13.74

Field ID	lab_I d	chemical_name	result	RPD
OA10-SD0406-2211-11092022	570-116878-67	PCB-128	5.8	
OA10-SD0406-2211FD-11092022	570-116878-79	PCB-128	5.3	2.25
OA10-SD0608-2211-11092022	570-116878-68	PCB-128	<DL	
OA10-SD0608-2211FD-11092022	570-116878-80	PCB-128	9.5	200.00
OA10-SD0812-2211-11092022	570-116878-69	PCB-128	16	
OA10-SD0812-2211FD-11092022	570-116878-81	PCB-128	10	11.54
OA10-SD1216-2211-11092022	570-116878-70	PCB-128	23	
OA10-SD1216-2211FD-11092022	570-116878-82	PCB-128	38	-12.30
OA10-SD1620-2211-11092022	570-116878-71	PCB-128	16	
OA10-SD1620-2211FD-11092022	570-116878-83	PCB-128	24	-10.00
OA10-SD2024-2211-11092022	570-116878-72	PCB-128	11	
OA10-SD2024-2211FD-11092022	570-116878-84	PCB-128	3.1	28.01
OA10-SD2428-2211-11092022	570-116878-73	PCB-128	<DL	
OA10-SD2428-2211FD-11092022	570-116878-85	PCB-128	<DL	200.00
OA10-SD2832-2211-11092022	570-116878-74	PCB-128	5.9	
OA10-SD2832-2211FD-11092022	570-116878-86	PCB-128	<DL	200.00
OA10-SD3236-2211-11092022	570-116878-75	PCB-128	3.8	
OA10-SD3236-2211FD-11092022	570-116878-87	PCB-128	0.91	30.68
OA10-SD3640-2211-11092022	570-116878-76	PCB-128	1.0	
OA10-SD3640-2211FD-11092022	570-116878-88	PCB-128	<DL	200.00
OA11-SD0002-2211-11092022	570-116878-90	PCB-128	3.7	
OA11-SD0002-2211FD-11092022	570-116878-109	PCB-128	3.8	-0.67
OA11-SD0204-2211-11092022	570-116878-91	PCB-128	<DL	

Field ID	lab_I d	chemical_name	result	RPD
OA11-SD0204-2211FD-11092022	570-116878-110	PCB-128	7.0	200.00
OA11-SD0406-2211-11092022	570-116878-92	PCB-128	4.9	
OA11-SD0406-2211FD-11092022	570-116878-111	PCB-128	4.5	2.13
OA11-SD0608-2211-11092022	570-116878-93	PCB-128	4.6	
OA11-SD0608-2211FD-11092022	570-116878-112	PCB-128	<DL	200.00
OA11-SD0812-2211-11092022	570-116878-94	PCB-128	5.8	
OA11-SD0812-2211FD-11092022	570-116878-113	PCB-128	3.2	14.44
OA11-SD1216-2211-11092022	570-116878-95	PCB-128	7.8	
OA11-SD1216-2211FD-11092022	570-116878-114	PCB-128	<DL	200.00
OA11-SD1620-2211-11092022	570-116878-96	PCB-128	16	
OA11-SD1620-2211FD-11092022	570-116878-115	PCB-128	50	-25.76
OA11-SD2024-2211-11092022	570-116878-97	PCB-128	<DL	
OA11-SD2024-2211FD-11092022	570-116878-116	PCB-128	19	200.00
OA11-SD2428-2211-11092022	570-116878-98	PCB-128	61	
OA11-SD2428-2211FD-11092022	570-116878-117	PCB-128	52	3.98
OA11-SD2832-2211-11092022	570-116878-99	PCB-128	49	
OA11-SD2832-2211FD-11092022	570-116878-118	PCB-128	<DL	200.00
OA11-SD3236-2211-11092022	570-116878-100	PCB-128	39	
OA11-SD3236-2211FD-11092022	570-116878-119	PCB-128	90	-19.77
OA11-SD3640-2211-11092022	570-116878-101	PCB-128	57	
OA11-SD3640-2211FD-11092022	570-116878-120	PCB-128	34	12.64
OA11-SD4044-2211-11092022	570-116878-102	PCB-128	78	
OA11-SD4044-2211FD-11092022	570-116878-121	PCB-128	12	36.67

Field ID	lab_I d	chemical_name	result	RPD
OA11-SD4448-2211-11092022	570-116878-103	PCB-128	13	
OA11-SD4448-2211FD-11092022	570-116878-122	PCB-128	8.7	9.91
OA11-SD4852-2211-11092022	570-116878-104	PCB-128	5.0	
OA11-SD4852-2211FD-11092022	570-116878-123	PCB-128	7.2	-9.02
OA11-SD5660-2211-11092022	570-116878-106	PCB-128	4.5	
OA11-SD5660-2211FD-11092022	570-116878-125	PCB-128	<DL	200.00
OA11-SD6064-2211-11092022	570-116878-107	PCB-128	<DL	
OA11-SD6064-2211FD-11092022	570-116878-126	PCB-128	5.2	200.00
OA11-SD6458-2211-11092022	570-116878-108	PCB-128	3.0	
OA11-SD6468-2211FD-11092022	570-116878-127	PCB-128	<DL	200.00
OA12-SD0002-2211-11092022	570-116878-129	PCB-128	<DL	
OA12-SD0002-2211FD-11092022	570-116878-142	PCB-128	3.5	200.00
OA12-SD0204-2211-11092022	570-116878-130	PCB-128	2.7	
OA12-SD0204-2211FD-11092022	570-116878-143	PCB-128	2.8	-0.91
OA12-SD0608-2211-11092022	570-116878-132	PCB-128	3.7	
OA12-SD0608-2211FD-11092022	570-116878-145	PCB-128	2.8	6.92
OA12-SD0812-2211-11092022	570-116878-133	PCB-128	6.5	
OA12-SD0812-2211FD-11092022	570-116878-146	PCB-128	2.9	19.15
OA12-SD1216-2211-11092022	570-116878-134	PCB-128	9.7	
OA12-SD1216-2211FD-11092022	570-116878-147	PCB-128	7.4	6.73
OA12-SD1620-2211-11092022	570-116878-135	PCB-128	4.6	
OA12-SD1620-2211FD-11092022	570-116878-148	PCB-128	6.2	-7.41
OA07-SD0002-2211-11092022	570-116878-1	PCB-132/153	49	

Field ID	lab_I d	chemical_name	result	RPD
OA07-SD0002-2211FD-11092022	570-116878-17	PCB-132/153	45	2.13
OA07-SD0204-2211-11092022	570-116878-2	PCB-132/153	81	
OA07-SD0204-2211FD-11092022	570-116878-18	PCB-132/153	240	-24.77
OA07-SD0406-2211-11092022	570-116878-3	PCB-132/153	120	
OA07-SD0406-2211FD-11092022	570-116878-19	PCB-132/153	100	4.55
OA07-SD0608-2211-11092022	570-116878-4	PCB-132/153	<DL	
OA07-SD0608-2211FD-11092022	570-116878-20	PCB-132/153	78	200.00
OA07-SD0812-2211-11092022	570-116878-5	PCB-132/153	<DL	
OA07-SD0812-2211FD-11092022	570-116878-21	PCB-132/153	100	200.00
OA07-SD1216-2211-11092022	570-116878-6	PCB-132/153	330	
OA07-SD1216-2211FD-11092022	570-116878-22	PCB-132/153	310	1.56
OA07-SD1620-2211-11092022	570-116878-7	PCB-132/153	430	
OA07-SD1620-2211FD-11092022	570-116878-23	PCB-132/153	250	13.24
OA07-SD2024-2211-11092022	570-116878-8	PCB-132/153	310	
OA07-SD2024-2211FD-11092022	570-116878-24	PCB-132/153	54	35.16
OA07-SD2428-2211-11092022	570-116878-9	PCB-132/153	7.8	
OA07-SD2428-2211FD-11092022	570-116878-25	PCB-132/153	21	-22.92
OA07-SD2832-2211-11092022	570-116878-10	PCB-132/153	2.8	
OA07-SD2832-2211FD-11092022	570-116878-26	PCB-132/153	5.9	-17.82
OA07-SD3236-2211-11092022	570-116878-11	PCB-132/153	2.1	
OA07-SD3236-2211FD-11092022	570-116878-27	PCB-132/153	4.5	-18.18
OA07-SD3640-2211-11092022	570-116878-12	PCB-132/153	0.43	
OA07-SD3640-2211FD-11092022	570-116878-28	PCB-132/153	5.3	-42.50

Field ID	lab_I d	chemical_name	result	RPD
OA07-SD4044-2211-11092022	570-116878-13	PCB-132/153	0.40	
OA07-SD4044-2211FD-11092022	570-116878-29	PCB-132/153	5.2	-42.86
OA07-SD4448-2211-11092022	570-116878-14	PCB-132/153	1.8	
OA07-SD4448-2211FD-11092022	570-116878-30	PCB-132/153	0.73	21.15
OA10-SD0002-2211-11092022	570-116878-65	PCB-132/153	34	
OA10-SD0002-2211FD-11092022	570-116878-77	PCB-132/153	24	8.62
OA10-SD0204-2211-11092022	570-116878-66	PCB-132/153	15	
OA10-SD0204-2211FD-11092022	570-116878-78	PCB-132/153	15	0.00
OA10-SD0406-2211-11092022	570-116878-67	PCB-132/153	24	
OA10-SD0406-2211FD-11092022	570-116878-79	PCB-132/153	23	1.06
OA10-SD0608-2211-11092022	570-116878-68	PCB-132/153	61	
OA10-SD0608-2211FD-11092022	570-116878-80	PCB-132/153	33	14.89
OA10-SD0812-2211-11092022	570-116878-69	PCB-132/153	63	
OA10-SD0812-2211FD-11092022	570-116878-81	PCB-132/153	42	10.00
OA10-SD1216-2211-11092022	570-116878-70	PCB-132/153	90	
OA10-SD1216-2211FD-11092022	570-116878-82	PCB-132/153	190	-17.86
OA10-SD1620-2211-11092022	570-116878-71	PCB-132/153	57	
OA10-SD1620-2211FD-11092022	570-116878-83	PCB-132/153	58	-0.43
OA10-SD2024-2211-11092022	570-116878-72	PCB-132/153	45	
OA10-SD2024-2211FD-11092022	570-116878-84	PCB-132/153	20	19.23
OA10-SD2428-2211-11092022	570-116878-73	PCB-132/153	2.4	
OA10-SD2428-2211FD-11092022	570-116878-85	PCB-132/153	3.0	-5.56
OA10-SD2832-2211-11092022	570-116878-74	PCB-132/153	19	

Field ID	lab_I d	chemical_name	result	RPD
OA10-SD2832-2211FD-11092022	570-116878-86	PCB-132/153	1.1	44.53
OA10-SD3236-2211-11092022	570-116878-75	PCB-132/153	12	
OA10-SD3236-2211FD-11092022	570-116878-87	PCB-132/153	4.9	21.01
OA10-SD3640-2211-11092022	570-116878-76	PCB-132/153	4.3	
OA10-SD3640-2211FD-11092022	570-116878-88	PCB-132/153	0.67	36.52
OA11-SD0002-2211-11092022	570-116878-90	PCB-132/153	22	
OA11-SD0002-2211FD-11092022	570-116878-109	PCB-132/153	35	-11.40
OA11-SD0204-2211-11092022	570-116878-91	PCB-132/153	33	
OA11-SD0204-2211FD-11092022	570-116878-110	PCB-132/153	29	3.23
OA11-SD0406-2211-11092022	570-116878-92	PCB-132/153	27	
OA11-SD0406-2211FD-11092022	570-116878-111	PCB-132/153	15	14.29
OA11-SD0608-2211-11092022	570-116878-93	PCB-132/153	30	
OA11-SD0608-2211FD-11092022	570-116878-112	PCB-132/153	100	-26.92
OA11-SD0812-2211-11092022	570-116878-94	PCB-132/153	32	
OA11-SD0812-2211FD-11092022	570-116878-113	PCB-132/153	33	-0.77
OA11-SD1216-2211-11092022	570-116878-95	PCB-132/153	46	
OA11-SD1216-2211FD-11092022	570-116878-114	PCB-132/153	74	-11.67
OA11-SD1620-2211-11092022	570-116878-96	PCB-132/153	100	
OA11-SD1620-2211FD-11092022	570-116878-115	PCB-132/153	110	-2.38
OA11-SD2024-2211-11092022	570-116878-97	PCB-132/153	180	
OA11-SD2024-2211FD-11092022	570-116878-116	PCB-132/153	93	15.93
OA11-SD2428-2211-11092022	570-116878-98	PCB-132/153	360	
OA11-SD2428-2211FD-11092022	570-116878-117	PCB-132/153	210	13.16

Field ID	lab_I d	chemical_name	result	RPD
OA11-SD2832-2211-11092022	570-116878-99	PCB-132/153	280	
OA11-SD2832-2211FD-11092022	570-116878-118	PCB-132/153	330	-4.10
OA11-SD3236-2211-11092022	570-116878-100	PCB-132/153	270	
OA11-SD3236-2211FD-11092022	570-116878-119	PCB-132/153	360	-7.14
OA11-SD3640-2211-11092022	570-116878-101	PCB-132/153	390	
OA11-SD3640-2211FD-11092022	570-116878-120	PCB-132/153	310	5.71
OA11-SD4044-2211FD-11092022	570-116878-121	PCB-132/153	120	22.09
OA11-SD4448-2211-11092022	570-116878-103	PCB-132/153	92	
OA11-SD4448-2211FD-11092022	570-116878-122	PCB-132/153	91	0.27
OA11-SD4852-2211-11092022	570-116878-104	PCB-132/153	36	
OA11-SD4852-2211FD-11092022	570-116878-123	PCB-132/153	69	-15.71
OA11-SD5256-2211-11092022	570-116878-105	PCB-132/153	15	
OA11-SD5256-2211FD-11092022	570-116878-124	PCB-132/153	<DL	200.00
OA11-SD5660-2211-11092022	570-116878-106	PCB-132/153	10	
OA11-SD5660-2211FD-11092022	570-116878-125	PCB-132/153	2.1	32.64
OA11-SD6064-2211-11092022	570-116878-107	PCB-132/153	3.8	
OA11-SD6064-2211FD-11092022	570-116878-126	PCB-132/153	23	-35.82
OA11-SD6458-2211-11092022	570-116878-108	PCB-132/153	9.3	
OA11-SD6468-2211FD-11092022	570-116878-127	PCB-132/153	<DL	200.00
OA12-SD0002-2211-11092022	570-116878-129	PCB-132/153	21	
OA12-SD0002-2211FD-11092022	570-116878-142	PCB-132/153	32	-10.38
OA12-SD0204-2211-11092022	570-116878-130	PCB-132/153	13	
OA12-SD0204-2211FD-11092022	570-116878-143	PCB-132/153	13	0.00

Field ID	lab_I d	chemical_name	result	RPD
OA12-SD0406-2211-11092022	570-116878-131	PCB-132/153	34	
OA12-SD0406-2211FD-11092022	570-116878-144	PCB-132/153	12	23.91
OA12-SD0608-2211-11092022	570-116878-132	PCB-132/153	20	
OA12-SD0608-2211FD-11092022	570-116878-145	PCB-132/153	17	4.05
OA12-SD0812-2211-11092022	570-116878-133	PCB-132/153	37	
OA12-SD0812-2211FD-11092022	570-116878-146	PCB-132/153	17	18.52
OA12-SD1216-2211-11092022	570-116878-134	PCB-132/153	53	
OA12-SD1216-2211FD-11092022	570-116878-147	PCB-132/153	42	5.79
OA12-SD1620-2211-11092022	570-116878-135	PCB-132/153	27	
OA12-SD1620-2211FD-11092022	570-116878-148	PCB-132/153	33	-5.00
OA12-SD2024-2211-11092022	570-116878-136	PCB-132/153	8.3	
OA12-SD2024-2211FD-11092022	570-116878-149	PCB-132/153	13	-11.03
OA12-SD2428-2211-11092022	570-116878-137	PCB-132/153	1.6	
OA12-SD2428-2211FD-11092022	570-116878-150	PCB-132/153	<DL	200.00
OA12-SD2832-2211-11092022	570-116878-138	PCB-132/153	1.3	
OA12-SD2832-2211FD-11092022	570-116878-151	PCB-132/153	<DL	200.00
OA12-SD3236-2211-11092022	570-116878-139	PCB-132/153	6.9	
OA12-SD3236-2211FD-11092022	570-116878-152	PCB-132/153	0.61	41.88
OA07-SD0002-2211-11092022	570-116878-1	PCB-138/158	64	
OA07-SD0002-2211FD-11092022	570-116878-17	PCB-138/158	31	17.37
OA07-SD0204-2211-11092022	570-116878-2	PCB-138/158	90	
OA07-SD0204-2211FD-11092022	570-116878-18	PCB-138/158	200	-18.97
OA07-SD0406-2211-11092022	570-116878-3	PCB-138/158	77	

Field ID	lab_I d	chemical_name	result	RPD
OA07-SD0406-2211FD-11092022	570-116878-19	PCB-138/158	62	5.40
OA07-SD0608-2211-11092022	570-116878-4	PCB-138/158	490	
OA07-SD0608-2211FD-11092022	570-116878-20	PCB-138/158	100	33.05
OA07-SD0812-2211-11092022	570-116878-5	PCB-138/158	840	
OA07-SD0812-2211FD-11092022	570-116878-21	PCB-138/158	140	35.71
OA07-SD1216-2211-11092022	570-116878-6	PCB-138/158	470	
OA07-SD1216-2211FD-11092022	570-116878-22	PCB-138/158	410	3.41
OA07-SD1620-2211-11092022	570-116878-7	PCB-138/158	250	
OA07-SD1620-2211FD-11092022	570-116878-23	PCB-138/158	370	-9.68
OA07-SD2024-2211-11092022	570-116878-8	PCB-138/158	350	
OA07-SD2024-2211FD-11092022	570-116878-24	PCB-138/158	71	33.14
OA07-SD2428-2211-11092022	570-116878-9	PCB-138/158	9.2	
OA07-SD2428-2211FD-11092022	570-116878-25	PCB-138/158	26	-23.86
OA07-SD2832-2211-11092022	570-116878-10	PCB-138/158	4.1	
OA07-SD2832-2211FD-11092022	570-116878-26	PCB-138/158	8.1	-16.39
OA07-SD3236-2211-11092022	570-116878-11	PCB-138/158	2.9	
OA07-SD3236-2211FD-11092022	570-116878-27	PCB-138/158	6.0	-17.42
OA07-SD3640-2211-11092022	570-116878-12	PCB-138/158	0.66	
OA07-SD3640-2211FD-11092022	570-116878-28	PCB-138/158	6.6	-40.91
OA07-SD4044-2211-11092022	570-116878-13	PCB-138/158	0.39	
OA07-SD4044-2211FD-11092022	570-116878-29	PCB-138/158	6.8	-44.58
OA07-SD4448-2211-11092022	570-116878-14	PCB-138/158	2.4	
OA07-SD4448-2211FD-11092022	570-116878-30	PCB-138/158	0.98	21.01

Field ID	lab_I d	chemical_name	result	RPD
OA10-SD0002-2211-11092022	570-116878-65	PCB-138/158	28	
OA10-SD0002-2211FD-11092022	570-116878-77	PCB-138/158	20	8.33
OA10-SD0204-2211-11092022	570-116878-66	PCB-138/158	19	
OA10-SD0204-2211FD-11092022	570-116878-78	PCB-138/158	19	0.00
OA10-SD0406-2211-11092022	570-116878-67	PCB-138/158	30	
OA10-SD0406-2211FD-11092022	570-116878-79	PCB-138/158	30	0.00
OA10-SD0608-2211-11092022	570-116878-68	PCB-138/158	43	
OA10-SD0608-2211FD-11092022	570-116878-80	PCB-138/158	41	1.19
OA10-SD0812-2211-11092022	570-116878-69	PCB-138/158	70	
OA10-SD0812-2211FD-11092022	570-116878-81	PCB-138/158	57	5.12
OA10-SD1216-2211-11092022	570-116878-70	PCB-138/158	120	
OA10-SD1216-2211FD-11092022	570-116878-82	PCB-138/158	210	-13.64
OA10-SD1620-2211-11092022	570-116878-71	PCB-138/158	78	
OA10-SD1620-2211FD-11092022	570-116878-83	PCB-138/158	73	1.66
OA10-SD2024-2211-11092022	570-116878-72	PCB-138/158	48	
OA10-SD2024-2211FD-11092022	570-116878-84	PCB-138/158	18	22.73
OA10-SD2428-2211-11092022	570-116878-73	PCB-138/158	3.5	
OA10-SD2428-2211FD-11092022	570-116878-85	PCB-138/158	3.7	-1.39
OA10-SD2832-2211-11092022	570-116878-74	PCB-138/158	24	
OA10-SD2832-2211FD-11092022	570-116878-86	PCB-138/158	0.82	46.70
OA10-SD3236-2211-11092022	570-116878-75	PCB-138/158	16	
OA10-SD3236-2211FD-11092022	570-116878-87	PCB-138/158	4.1	29.60
OA10-SD3640-2211-11092022	570-116878-76	PCB-138/158	6.0	

Field ID	lab_I d	chemical_name	result	RPD
OA10-SD3640-2211FD-11092022	570-116878-88	PCB-138/158	0.74	39.02
OA11-SD0002-2211-11092022	570-116878-90	PCB-138/158	19	
OA11-SD0002-2211FD-11092022	570-116878-109	PCB-138/158	20	-1.28
OA11-SD0204-2211-11092022	570-116878-91	PCB-138/158	39	
OA11-SD0204-2211FD-11092022	570-116878-110	PCB-138/158	25	10.94
OA11-SD0406-2211-11092022	570-116878-92	PCB-138/158	22	
OA11-SD0406-2211FD-11092022	570-116878-111	PCB-138/158	19	3.66
OA11-SD0608-2211-11092022	570-116878-93	PCB-138/158	26	
OA11-SD0608-2211FD-11092022	570-116878-112	PCB-138/158	60	-19.77
OA11-SD0812-2211-11092022	570-116878-94	PCB-138/158	26	
OA11-SD0812-2211FD-11092022	570-116878-113	PCB-138/158	35	-7.38
OA11-SD1216-2211-11092022	570-116878-95	PCB-138/158	41	
OA11-SD1216-2211FD-11092022	570-116878-114	PCB-138/158	40	0.62
OA11-SD1620-2211-11092022	570-116878-96	PCB-138/158	97	
OA11-SD1620-2211FD-11092022	570-116878-115	PCB-138/158	150	-10.73
OA11-SD2024-2211-11092022	570-116878-97	PCB-138/158	190	
OA11-SD2024-2211FD-11092022	570-116878-116	PCB-138/158	170	2.78
OA11-SD2428-2211-11092022	570-116878-98	PCB-138/158	330	
OA11-SD2428-2211FD-11092022	570-116878-117	PCB-138/158	280	4.10
OA11-SD2832-2211-11092022	570-116878-99	PCB-138/158	300	
OA11-SD2832-2211FD-11092022	570-116878-118	PCB-138/158	380	-5.88
OA11-SD3236-2211-11092022	570-116878-100	PCB-138/158	260	
OA11-SD3236-2211FD-11092022	570-116878-119	PCB-138/158	400	-10.61

Field ID	lab_I d	chemical_name	result	RPD
OA11-SD3640-2211-11092022	570-116878-101	PCB-138/158	330	
OA11-SD3640-2211FD-11092022	570-116878-120	PCB-138/158	190	13.46
OA11-SD4044-2211-11092022	570-116878-102	PCB-138/158	620	
OA11-SD4044-2211FD-11092022	570-116878-121	PCB-138/158	68	40.12
OA11-SD4448-2211-11092022	570-116878-103	PCB-138/158	73	
OA11-SD4448-2211FD-11092022	570-116878-122	PCB-138/158	56	6.59
OA11-SD4852-2211-11092022	570-116878-104	PCB-138/158	23	
OA11-SD4852-2211FD-11092022	570-116878-123	PCB-138/158	42	-14.62
OA11-SD5256-2211-11092022	570-116878-105	PCB-138/158	12	
OA11-SD5256-2211FD-11092022	570-116878-124	PCB-138/158	<DL	200.00
OA11-SD5660-2211-11092022	570-116878-106	PCB-138/158	15	
OA11-SD5660-2211FD-11092022	570-116878-125	PCB-138/158	2.3	36.71
OA11-SD6064-2211-11092022	570-116878-107	PCB-138/158	4.4	
OA11-SD6064-2211FD-11092022	570-116878-126	PCB-138/158	23	-33.94
OA11-SD6458-2211-11092022	570-116878-108	PCB-138/158	11	
OA11-SD6468-2211FD-11092022	570-116878-127	PCB-138/158	<DL	200.00
OA12-SD0002-2211-11092022	570-116878-129	PCB-138/158	22	
OA12-SD0002-2211FD-11092022	570-116878-142	PCB-138/158	20	2.38
OA12-SD0204-2211-11092022	570-116878-130	PCB-138/158	15	
OA12-SD0204-2211FD-11092022	570-116878-143	PCB-138/158	14	1.72
OA12-SD0406-2211-11092022	570-116878-131	PCB-138/158	37	
OA12-SD0406-2211FD-11092022	570-116878-144	PCB-138/158	11	27.08
OA12-SD0608-2211-11092022	570-116878-132	PCB-138/158	<DL	

Field ID	lab_I d	chemical_name	result	RPD
OA12-SD0608-2211FD-11092022	570-116878-145	PCB-138/158	24	200.00
OA12-SD0812-2211-11092022	570-116878-133	PCB-138/158	38	
OA12-SD0812-2211FD-11092022	570-116878-146	PCB-138/158	17	19.09
OA12-SD1216-2211-11092022	570-116878-134	PCB-138/158	54	
OA12-SD1216-2211FD-11092022	570-116878-147	PCB-138/158	44	5.10
OA12-SD1620-2211-11092022	570-116878-135	PCB-138/158	26	
OA12-SD1620-2211FD-11092022	570-116878-148	PCB-138/158	32	-5.17
OA12-SD2024-2211-11092022	570-116878-136	PCB-138/158	8.1	
OA12-SD2024-2211FD-11092022	570-116878-149	PCB-138/158	20	-21.17
OA12-SD2428-2211-11092022	570-116878-137	PCB-138/158	1.6	
OA12-SD2428-2211FD-11092022	570-116878-150	PCB-138/158	<DL	200.00
OA12-SD2832-2211-11092022	570-116878-138	PCB-138/158	1.4	
OA12-SD2832-2211FD-11092022	570-116878-151	PCB-138/158	<DL	200.00
OA12-SD3236-2211-11092022	570-116878-139	PCB-138/158	6.6	
OA12-SD3236-2211FD-11092022	570-116878-152	PCB-138/158	<DL	200.00
OA07-SD0002-2211-11092022	570-116878-1	PCB-149	40	
OA07-SD0002-2211FD-11092022	570-116878-17	PCB-149	17	20.18
OA07-SD0204-2211-11092022	570-116878-2	PCB-149	54	
OA07-SD0204-2211FD-11092022	570-116878-18	PCB-149	140	-22.16
OA07-SD0406-2211-11092022	570-116878-3	PCB-149	54	
OA07-SD0406-2211FD-11092022	570-116878-19	PCB-149	46	4.00
OA07-SD0608-2211-11092022	570-116878-4	PCB-149	320	
OA07-SD0608-2211FD-11092022	570-116878-20	PCB-149	70	32.05

Field ID	lab_I d	chemical_name	result	RPD
OA07-SD0812-2211-11092022	570-116878-5	PCB-149	420	
OA07-SD0812-2211FD-11092022	570-116878-21	PCB-149	90	32.35
OA07-SD1216-2211-11092022	570-116878-6	PCB-149	290	
OA07-SD1216-2211FD-11092022	570-116878-22	PCB-149	280	0.88
OA07-SD1620-2211-11092022	570-116878-7	PCB-149	200	
OA07-SD1620-2211FD-11092022	570-116878-23	PCB-149	230	-3.49
OA07-SD2024-2211-11092022	570-116878-8	PCB-149	220	
OA07-SD2024-2211FD-11092022	570-116878-24	PCB-149	48	32.09
OA07-SD2428-2211-11092022	570-116878-9	PCB-149	7.0	
OA07-SD2428-2211FD-11092022	570-116878-25	PCB-149	18	-22.00
OA07-SD2832-2211-11092022	570-116878-10	PCB-149	2.6	
OA07-SD2832-2211FD-11092022	570-116878-26	PCB-149	5.1	-16.23
OA07-SD3236-2211-11092022	570-116878-11	PCB-149	1.8	
OA07-SD3236-2211FD-11092022	570-116878-27	PCB-149	3.9	-18.42
OA07-SD3640-2211-11092022	570-116878-12	PCB-149	0.43	
OA07-SD3640-2211FD-11092022	570-116878-28	PCB-149	4.1	-40.51
OA07-SD4044-2211-11092022	570-116878-13	PCB-149	0.23	
OA07-SD4044-2211FD-11092022	570-116878-29	PCB-149	4.6	-45.24
OA07-SD4448-2211-11092022	570-116878-14	PCB-149	1.8	
OA07-SD4448-2211FD-11092022	570-116878-30	PCB-149	0.68	22.58
OA10-SD0002-2211-11092022	570-116878-65	PCB-149	14	
OA10-SD0002-2211FD-11092022	570-116878-77	PCB-149	8.9	11.14
OA10-SD0204-2211-11092022	570-116878-66	PCB-149	12	

Field ID	lab_I d	chemical_name	result	RPD
OA10-SD0204-2211FD-11092022	570-116878-78	PCB-149	12	0.00
OA10-SD0406-2211-11092022	570-116878-67	PCB-149	21	
OA10-SD0406-2211FD-11092022	570-116878-79	PCB-149	20	1.22
OA10-SD0608-2211-11092022	570-116878-68	PCB-149	22	
OA10-SD0608-2211FD-11092022	570-116878-80	PCB-149	29	-6.86
OA10-SD0812-2211-11092022	570-116878-69	PCB-149	39	
OA10-SD0812-2211FD-11092022	570-116878-81	PCB-149	38	0.65
OA10-SD1216-2211-11092022	570-116878-70	PCB-149	82	
OA10-SD1216-2211FD-11092022	570-116878-82	PCB-149	140	-13.06
OA10-SD1620-2211-11092022	570-116878-71	PCB-149	48	
OA10-SD1620-2211FD-11092022	570-116878-83	PCB-149	51	-1.52
OA10-SD2024-2211-11092022	570-116878-72	PCB-149	31	
OA10-SD2024-2211FD-11092022	570-116878-84	PCB-149	12	22.09
OA10-SD2428-2211-11092022	570-116878-73	PCB-149	2.1	
OA10-SD2428-2211FD-11092022	570-116878-85	PCB-149	2.2	-1.16
OA10-SD2832-2211-11092022	570-116878-74	PCB-149	17	
OA10-SD2832-2211FD-11092022	570-116878-86	PCB-149	0.70	46.05
OA10-SD3236-2211-11092022	570-116878-75	PCB-149	10	
OA10-SD3236-2211FD-11092022	570-116878-87	PCB-149	2.8	28.13
OA10-SD3640-2211-11092022	570-116878-76	PCB-149	3.8	
OA10-SD3640-2211FD-11092022	570-116878-88	PCB-149	0.49	38.58
OA11-SD0002-2211-11092022	570-116878-90	PCB-149	12	
OA11-SD0002-2211FD-11092022	570-116878-109	PCB-149	16	-7.14

Field ID	lab_I d	chemical_name	result	RPD
OA11-SD0204-2211-11092022	570-116878-91	PCB-149	19	
OA11-SD0204-2211FD-11092022	570-116878-110	PCB-149	24	-5.81
OA11-SD0406-2211-11092022	570-116878-92	PCB-149	17	
OA11-SD0406-2211FD-11092022	570-116878-111	PCB-149	9.9	13.20
OA11-SD0608-2211-11092022	570-116878-93	PCB-149	19	
OA11-SD0608-2211FD-11092022	570-116878-112	PCB-149	45	-20.31
OA11-SD0812-2211-11092022	570-116878-94	PCB-149	17	
OA11-SD0812-2211FD-11092022	570-116878-113	PCB-149	21	-5.26
OA11-SD1216-2211-11092022	570-116878-95	PCB-149	30	
OA11-SD1216-2211FD-11092022	570-116878-114	PCB-149	27	2.63
OA11-SD1620-2211-11092022	570-116878-96	PCB-149	71	
OA11-SD1620-2211FD-11092022	570-116878-115	PCB-149	95	-7.23
OA11-SD2024-2211-11092022	570-116878-97	PCB-149	130	
OA11-SD2024-2211FD-11092022	570-116878-116	PCB-149	63	17.36
OA11-SD2428-2211-11092022	570-116878-98	PCB-149	230	
OA11-SD2428-2211FD-11092022	570-116878-117	PCB-149	160	8.97
OA11-SD2832-2211-11092022	570-116878-99	PCB-149	200	
OA11-SD2832-2211FD-11092022	570-116878-118	PCB-149	220	-2.38
OA11-SD3236-2211-11092022	570-116878-100	PCB-149	190	
OA11-SD3236-2211FD-11092022	570-116878-119	PCB-149	290	-10.42
OA11-SD3640-2211-11092022	570-116878-101	PCB-149	270	
OA11-SD3640-2211FD-11092022	570-116878-120	PCB-149	140	15.85
OA11-SD4044-2211-11092022	570-116878-102	PCB-149	340	

Field ID	lab_I d	chemical_name	result	RPD
OA11-SD4044-2211FD-11092022	570-116878-121	PCB-149	48	37.63
OA11-SD4448-2211-11092022	570-116878-103	PCB-149	56	
OA11-SD4448-2211FD-11092022	570-116878-122	PCB-149	35	11.54
OA11-SD4852-2211-11092022	570-116878-104	PCB-149	15	
OA11-SD4852-2211FD-11092022	570-116878-123	PCB-149	31	-17.39
OA11-SD5256-2211-11092022	570-116878-105	PCB-149	9.3	
OA11-SD5256-2211FD-11092022	570-116878-124	PCB-149	2.3	30.17
OA11-SD5660-2211-11092022	570-116878-106	PCB-149	10	
OA11-SD5660-2211FD-11092022	570-116878-125	PCB-149	1.5	36.96
OA11-SD6064-2211-11092022	570-116878-107	PCB-149	1.9	
OA11-SD6064-2211FD-11092022	570-116878-126	PCB-149	19	-40.91
OA11-SD6458-2211-11092022	570-116878-108	PCB-149	7.2	
OA11-SD6468-2211FD-11092022	570-116878-127	PCB-149	<DL	200.00
OA12-SD0002-2211-11092022	570-116878-129	PCB-149	14	
OA12-SD0002-2211FD-11092022	570-116878-142	PCB-149	12	3.85
OA12-SD0204-2211-11092022	570-116878-130	PCB-149	8.1	
OA12-SD0204-2211FD-11092022	570-116878-143	PCB-149	7.8	0.94
OA12-SD0406-2211-11092022	570-116878-131	PCB-149	23	
OA12-SD0406-2211FD-11092022	570-116878-144	PCB-149	9.4	20.99
OA12-SD0608-2211-11092022	570-116878-132	PCB-149	16	
OA12-SD0608-2211FD-11092022	570-116878-145	PCB-149	12	7.14
OA12-SD0812-2211-11092022	570-116878-133	PCB-149	27	
OA12-SD0812-2211FD-11092022	570-116878-146	PCB-149	11	21.05

Field ID	lab_I d	chemical_name	result	RPD
OA12-SD1216-2211-11092022	570-116878-134	PCB-149	40	
OA12-SD1216-2211FD-11092022	570-116878-147	PCB-149	31	6.34
OA12-SD1620-2211-11092022	570-116878-135	PCB-149	18	
OA12-SD1620-2211FD-11092022	570-116878-148	PCB-149	23	-6.10
OA12-SD2024-2211-11092022	570-116878-136	PCB-149	5.7	
OA12-SD2024-2211FD-11092022	570-116878-149	PCB-149	8.1	-8.70
OA12-SD2428-2211-11092022	570-116878-137	PCB-149	1.2	
OA12-SD2428-2211FD-11092022	570-116878-150	PCB-149	2.6	-18.42
OA12-SD2832-2211-11092022	570-116878-138	PCB-149	0.98	
OA12-SD2832-2211FD-11092022	570-116878-151	PCB-149	<DL	200.00
OA12-SD3236-2211-11092022	570-116878-139	PCB-149	4.4	
OA12-SD3236-2211FD-11092022	570-116878-152	PCB-149	0.15	46.70
OA07-SD0002-2211-11092022	570-116878-1	PCB-151	14	
OA07-SD0002-2211FD-11092022	570-116878-17	PCB-151	7.8	14.22
OA07-SD0204-2211-11092022	570-116878-2	PCB-151	13	
OA07-SD0204-2211FD-11092022	570-116878-18	PCB-151	45	-27.59
OA07-SD0406-2211-11092022	570-116878-3	PCB-151	15	
OA07-SD0406-2211FD-11092022	570-116878-19	PCB-151	14	1.72
OA07-SD0608-2211-11092022	570-116878-4	PCB-151	88	
OA07-SD0608-2211FD-11092022	570-116878-20	PCB-151	25	27.88
OA07-SD0812-2211-11092022	570-116878-5	PCB-151	120	
OA07-SD0812-2211FD-11092022	570-116878-21	PCB-151	30	30.00
OA07-SD1216-2211-11092022	570-116878-6	PCB-151	88	

Field ID	lab_I d	chemical_name	result	RPD
OA07-SD1216-2211FD-11092022	570-116878-22	PCB-151	86	0.57
OA07-SD1620-2211-11092022	570-116878-7	PCB-151	63	
OA07-SD1620-2211FD-11092022	570-116878-23	PCB-151	70	-2.63
OA07-SD2024-2211-11092022	570-116878-8	PCB-151	51	
OA07-SD2024-2211FD-11092022	570-116878-24	PCB-151	15	27.27
OA07-SD2428-2211-11092022	570-116878-9	PCB-151	2.5	
OA07-SD2428-2211FD-11092022	570-116878-25	PCB-151	6.2	-21.26
OA07-SD2832-2211-11092022	570-116878-10	PCB-151	1.2	
OA07-SD2832-2211FD-11092022	570-116878-26	PCB-151	1.8	-10.00
OA07-SD3236-2211-11092022	570-116878-11	PCB-151	1.0	
OA07-SD3236-2211FD-11092022	570-116878-27	PCB-151	1.7	-12.96
OA07-SD3640-2211-11092022	570-116878-12	PCB-151	<DL	
OA07-SD3640-2211FD-11092022	570-116878-28	PCB-151	2.0	200.00
OA07-SD4044-2211-11092022	570-116878-13	PCB-151	<DL	
OA07-SD4044-2211FD-11092022	570-116878-29	PCB-151	1.8	200.00
OA07-SD4448-2211-11092022	570-116878-14	PCB-151	0.79	
OA07-SD4448-2211FD-11092022	570-116878-30	PCB-151	0.23	27.45
OA10-SD0002-2211-11092022	570-116878-65	PCB-151	6.5	
OA10-SD0002-2211FD-11092022	570-116878-77	PCB-151	3.3	16.33
OA10-SD0204-2211-11092022	570-116878-66	PCB-151	4.8	
OA10-SD0204-2211FD-11092022	570-116878-78	PCB-151	4.9	-0.52
OA10-SD0406-2211-11092022	570-116878-67	PCB-151	8.0	
OA10-SD0406-2211FD-11092022	570-116878-79	PCB-151	7.3	2.29

Field ID	lab_I d	chemical_name	result	RPD
OA10-SD0608-2211-11092022	570-116878-68	PCB-151	12	
OA10-SD0608-2211FD-11092022	570-116878-80	PCB-151	11	2.17
OA10-SD0812-2211-11092022	570-116878-69	PCB-151	9.9	
OA10-SD0812-2211FD-11092022	570-116878-81	PCB-151	14	-8.58
OA10-SD1216-2211-11092022	570-116878-70	PCB-151	28	
OA10-SD1216-2211FD-11092022	570-116878-82	PCB-151	43	-10.56
OA10-SD1620-2211-11092022	570-116878-71	PCB-151	13	
OA10-SD1620-2211FD-11092022	570-116878-83	PCB-151	17	-6.67
OA10-SD2024-2211-11092022	570-116878-72	PCB-151	6.0	
OA10-SD2024-2211FD-11092022	570-116878-84	PCB-151	4.5	7.14
OA10-SD2428-2211-11092022	570-116878-73	PCB-151	0.69	
OA10-SD2428-2211FD-11092022	570-116878-85	PCB-151	0.83	-4.61
OA10-SD2832-2211-11092022	570-116878-74	PCB-151	6.2	
OA10-SD2832-2211FD-11092022	570-116878-86	PCB-151	0.37	44.37
OA10-SD3236-2211-11092022	570-116878-75	PCB-151	3.7	
OA10-SD3236-2211FD-11092022	570-116878-87	PCB-151	1.0	28.72
OA10-SD3640-2211-11092022	570-116878-76	PCB-151	1.3	
OA10-SD3640-2211FD-11092022	570-116878-88	PCB-151	<DL	200.00
OA11-SD0002-2211-11092022	570-116878-90	PCB-151	3.9	
OA11-SD0002-2211FD-11092022	570-116878-109	PCB-151	6.3	-11.76
OA11-SD0204-2211-11092022	570-116878-91	PCB-151	8.9	
OA11-SD0204-2211FD-11092022	570-116878-110	PCB-151	6.5	7.79
OA11-SD0406-2211-11092022	570-116878-92	PCB-151	4.3	

Field ID	lab_I d	chemical_name	result	RPD
OA11-SD0406-2211FD-11092022	570-116878-111	PCB-151	2.1	17.19
OA11-SD0608-2211-11092022	570-116878-93	PCB-151	5.6	
OA11-SD0608-2211FD-11092022	570-116878-112	PCB-151	13	-19.89
OA11-SD0812-2211-11092022	570-116878-94	PCB-151	4.8	
OA11-SD0812-2211FD-11092022	570-116878-113	PCB-151	5.2	-2.00
OA11-SD1216-2211-11092022	570-116878-95	PCB-151	11	
OA11-SD1216-2211FD-11092022	570-116878-114	PCB-151	8.9	5.28
OA11-SD1620-2211-11092022	570-116878-96	PCB-151	20	
OA11-SD1620-2211FD-11092022	570-116878-115	PCB-151	25	-5.56
OA11-SD2024-2211-11092022	570-116878-97	PCB-151	31	
OA11-SD2024-2211FD-11092022	570-116878-116	PCB-151	18	13.27
OA11-SD2428-2211-11092022	570-116878-98	PCB-151	54	
OA11-SD2428-2211FD-11092022	570-116878-117	PCB-151	44	5.10
OA11-SD2832-2211-11092022	570-116878-99	PCB-151	51	
OA11-SD2832-2211FD-11092022	570-116878-118	PCB-151	54	-1.43
OA11-SD3236-2211-11092022	570-116878-100	PCB-151	50	
OA11-SD3236-2211FD-11092022	570-116878-119	PCB-151	73	-9.35
OA11-SD3640-2211-11092022	570-116878-101	PCB-151	71	
OA11-SD3640-2211FD-11092022	570-116878-120	PCB-151	35	16.98
OA11-SD4044-2211-11092022	570-116878-102	PCB-151	100	
OA11-SD4044-2211FD-11092022	570-116878-121	PCB-151	13	38.50
OA11-SD4448-2211-11092022	570-116878-103	PCB-151	16	
OA11-SD4448-2211FD-11092022	570-116878-122	PCB-151	12	7.14

Field ID	lab_I d	chemical_name	result	RPD
OA11-SD4852-2211-11092022	570-116878-104	PCB-151	5.5	
OA11-SD4852-2211FD-11092022	570-116878-123	PCB-151	8.3	-10.14
OA11-SD5256-2211-11092022	570-116878-105	PCB-151	2.3	
OA11-SD5256-2211FD-11092022	570-116878-124	PCB-151	<DL	200.00
OA11-SD5660-2211-11092022	570-116878-106	PCB-151	3.0	
OA11-SD5660-2211FD-11092022	570-116878-125	PCB-151	<DL	200.00
OA11-SD6064-2211-11092022	570-116878-107	PCB-151	0.57	
OA11-SD6064-2211FD-11092022	570-116878-126	PCB-151	5.0	-39.77
OA11-SD6458-2211-11092022	570-116878-108	PCB-151	2.1	
OA11-SD6468-2211FD-11092022	570-116878-127	PCB-151	<DL	200.00
OA12-SD0002-2211-11092022	570-116878-129	PCB-151	4.6	
OA12-SD0002-2211FD-11092022	570-116878-142	PCB-151	4.8	-1.06
OA12-SD0204-2211-11092022	570-116878-130	PCB-151	3.5	
OA12-SD0204-2211FD-11092022	570-116878-143	PCB-151	3.0	3.85
OA12-SD0406-2211-11092022	570-116878-131	PCB-151	5.9	
OA12-SD0406-2211FD-11092022	570-116878-144	PCB-151	3.4	13.44
OA12-SD0608-2211-11092022	570-116878-132	PCB-151	5.5	
OA12-SD0608-2211FD-11092022	570-116878-145	PCB-151	3.6	10.44
OA12-SD0812-2211-11092022	570-116878-133	PCB-151	9.0	
OA12-SD0812-2211FD-11092022	570-116878-146	PCB-151	4.0	19.23
OA12-SD1216-2211-11092022	570-116878-134	PCB-151	12	
OA12-SD1216-2211FD-11092022	570-116878-147	PCB-151	9.5	5.81
OA12-SD1620-2211-11092022	570-116878-135	PCB-151	6.6	

Field ID	lab_I d	chemical_name	result	RPD
OA12-SD1620-2211FD-11092022	570-116878-148	PCB-151	7.4	-2.86
OA12-SD2024-2211-11092022	570-116878-136	PCB-151	2.3	
OA12-SD2024-2211FD-11092022	570-116878-149	PCB-151	2.4	-1.06
OA12-SD3236-2211-11092022	570-116878-139	PCB-151	1.9	
OA12-SD3236-2211FD-11092022	570-116878-152	PCB-151	<DL	200.00
OA07-SD0002-2211-11092022	570-116878-1	PCB-156	9.8	
OA07-SD0002-2211FD-11092022	570-116878-17	PCB-156	6.7	9.39
OA07-SD0204-2211-11092022	570-116878-2	PCB-156	13	
OA07-SD0204-2211FD-11092022	570-116878-18	PCB-156	<DL	200.00
OA07-SD0406-2211-11092022	570-116878-3	PCB-156	17	
OA07-SD0406-2211FD-11092022	570-116878-19	PCB-156	12	8.62
OA07-SD0608-2211-11092022	570-116878-4	PCB-156	74	
OA07-SD0608-2211FD-11092022	570-116878-20	PCB-156	16	32.22
OA07-SD0812-2211-11092022	570-116878-5	PCB-156	100	
OA07-SD0812-2211FD-11092022	570-116878-21	PCB-156	20	33.33
OA07-SD1216-2211-11092022	570-116878-6	PCB-156	60	
OA07-SD1216-2211FD-11092022	570-116878-22	PCB-156	52	3.57
OA07-SD1620-2211-11092022	570-116878-7	PCB-156	74	
OA07-SD1620-2211FD-11092022	570-116878-23	PCB-156	49	10.16
OA07-SD2024-2211-11092022	570-116878-8	PCB-156	52	
OA07-SD2024-2211FD-11092022	570-116878-24	PCB-156	8.2	36.38
OA07-SD2428-2211-11092022	570-116878-9	PCB-156	1.4	
OA07-SD2428-2211FD-11092022	570-116878-25	PCB-156	3.3	-20.21

Field ID	lab_I d	chemical_name	result	RPD
OA07-SD3236-2211-11092022	570-116878-11	PCB-156	0.41	
OA07-SD3236-2211FD-11092022	570-116878-27	PCB-156	<DL	200.00
OA10-SD0002-2211-11092022	570-116878-65	PCB-156	<DL	
OA10-SD0002-2211FD-11092022	570-116878-77	PCB-156	1.9	200.00
OA10-SD0204-2211-11092022	570-116878-66	PCB-156	2.3	
OA10-SD0204-2211FD-11092022	570-116878-78	PCB-156	3.0	-6.60
OA10-SD0406-2211-11092022	570-116878-67	PCB-156	4.2	
OA10-SD0406-2211FD-11092022	570-116878-79	PCB-156	5.2	-5.32
OA10-SD0608-2211-11092022	570-116878-68	PCB-156	<DL	
OA10-SD0608-2211FD-11092022	570-116878-80	PCB-156	8.0	200.00
OA10-SD0812-2211-11092022	570-116878-69	PCB-156	12	
OA10-SD0812-2211FD-11092022	570-116878-81	PCB-156	8.8	7.69
OA10-SD1216-2211-11092022	570-116878-70	PCB-156	15	
OA10-SD1216-2211FD-11092022	570-116878-82	PCB-156	28	-15.12
OA10-SD1620-2211-11092022	570-116878-71	PCB-156	11	
OA10-SD1620-2211FD-11092022	570-116878-83	PCB-156	11	0.00
OA10-SD2024-2211-11092022	570-116878-72	PCB-156	6.8	
OA10-SD2024-2211FD-11092022	570-116878-84	PCB-156	<DL	200.00
OA10-SD2428-2211-11092022	570-116878-73	PCB-156	0.46	
OA10-SD2428-2211FD-11092022	570-116878-85	PCB-156	<DL	200.00
OA10-SD2832-2211-11092022	570-116878-74	PCB-156	3.7	
OA10-SD2832-2211FD-11092022	570-116878-86	PCB-156	<DL	200.00
OA10-SD3236-2211-11092022	570-116878-75	PCB-156	2.1	

Field ID	lab_I d	chemical_name	result	RPD
OA10-SD3236-2211FD-11092022	570-116878-87	PCB-156	<DL	200.00
OA11-SD0002-2211-11092022	570-116878-90	PCB-156	4.7	
OA11-SD0002-2211FD-11092022	570-116878-109	PCB-156	5.9	-5.66
OA11-SD0204-2211-11092022	570-116878-91	PCB-156	5.2	
OA11-SD0204-2211FD-11092022	570-116878-110	PCB-156	2.2	20.27
OA11-SD0406-2211-11092022	570-116878-92	PCB-156	4.2	
OA11-SD0406-2211FD-11092022	570-116878-111	PCB-156	2.5	12.69
OA11-SD0608-2211-11092022	570-116878-93	PCB-156	4.6	
OA11-SD0608-2211FD-11092022	570-116878-112	PCB-156	21	-32.03
OA11-SD0812-2211-11092022	570-116878-94	PCB-156	4.1	
OA11-SD0812-2211FD-11092022	570-116878-113	PCB-156	2.2	15.08
OA11-SD1216-2211-11092022	570-116878-95	PCB-156	9.4	
OA11-SD1216-2211FD-11092022	570-116878-114	PCB-156	<DL	200.00
OA11-SD1620-2211-11092022	570-116878-96	PCB-156	17	
OA11-SD1620-2211FD-11092022	570-116878-115	PCB-156	<DL	200.00
OA11-SD2024-2211-11092022	570-116878-97	PCB-156	<DL	
OA11-SD2024-2211FD-11092022	570-116878-116	PCB-156	12	200.00
OA11-SD2428-2211-11092022	570-116878-98	PCB-156	49	
OA11-SD2428-2211FD-11092022	570-116878-117	PCB-156	34	9.04
OA11-SD2832-2211-11092022	570-116878-99	PCB-156	39	
OA11-SD2832-2211FD-11092022	570-116878-118	PCB-156	58	-9.79
OA11-SD3236-2211-11092022	570-116878-100	PCB-156	38	
OA11-SD3236-2211FD-11092022	570-116878-119	PCB-156	67	-13.81

Field ID	lab_I d	chemical_name	result	RPD
OA11-SD3640-2211-11092022	570-116878-101	PCB-156	39	
OA11-SD3640-2211FD-11092022	570-116878-120	PCB-156	29	7.35
OA11-SD4044-2211-11092022	570-116878-102	PCB-156	70	
OA11-SD4044-2211FD-11092022	570-116878-121	PCB-156	9.2	38.38
OA11-SD4448-2211-11092022	570-116878-103	PCB-156	11	
OA11-SD4448-2211FD-11092022	570-116878-122	PCB-156	5.7	15.87
OA11-SD4852-2211-11092022	570-116878-104	PCB-156	5.0	
OA11-SD4852-2211FD-11092022	570-116878-123	PCB-156	8.7	-13.50
OA11-SD5256-2211-11092022	570-116878-105	PCB-156	4.8	
OA11-SD5256-2211FD-11092022	570-116878-124	PCB-156	<DL	200.00
OA11-SD5660-2211-11092022	570-116878-106	PCB-156	0.80	
OA11-SD5660-2211FD-11092022	570-116878-125	PCB-156	<DL	200.00
OA11-SD6064-2211-11092022	570-116878-107	PCB-156	<DL	
OA11-SD6064-2211FD-11092022	570-116878-126	PCB-156	5.7	200.00
OA11-SD6458-2211-11092022	570-116878-108	PCB-156	<DL	
OA11-SD6468-2211FD-11092022	570-116878-127	PCB-156	<DL	200.00
OA12-SD0204-2211-11092022	570-116878-130	PCB-156	3.6	
OA12-SD0204-2211FD-11092022	570-116878-143	PCB-156	2.4	10.00
OA12-SD0406-2211-11092022	570-116878-131	PCB-156	<DL	
OA12-SD0406-2211FD-11092022	570-116878-144	PCB-156	2.7	200.00
OA12-SD0608-2211-11092022	570-116878-132	PCB-156	5.2	
OA12-SD0608-2211FD-11092022	570-116878-145	PCB-156	3.4	10.47
OA12-SD0812-2211-11092022	570-116878-133	PCB-156	5.3	

Field ID	lab_I d	chemical_name	result	RPD
OA12-SD0812-2211FD-11092022	570-116878-146	PCB-156	3.4	10.92
OA12-SD1216-2211-11092022	570-116878-134	PCB-156	6.8	
OA12-SD1216-2211FD-11092022	570-116878-147	PCB-156	7.4	-2.11
OA12-SD1620-2211-11092022	570-116878-135	PCB-156	3.5	
OA12-SD1620-2211FD-11092022	570-116878-148	PCB-156	4.8	-7.83
OA12-SD2024-2211-11092022	570-116878-136	PCB-156	2.0	
OA12-SD2024-2211FD-11092022	570-116878-149	PCB-156	<DL	200.00
OA12-SD3236-2211-11092022	570-116878-139	PCB-156	0.74	
OA12-SD3236-2211FD-11092022	570-116878-152	PCB-156	<DL	200.00
OA10-SD0812-2211-11092022	570-116878-69	PCB-157	17	
OA10-SD0812-2211FD-11092022	570-116878-81	PCB-157	<DL	200.00
OA10-SD1216-2211-11092022	570-116878-70	PCB-157	<DL	
OA10-SD1216-2211FD-11092022	570-116878-82	PCB-157	39	200.00
OA10-SD2024-2211-11092022	570-116878-72	PCB-157	11	
OA10-SD2024-2211FD-11092022	570-116878-84	PCB-157	<DL	200.00
OA10-SD3236-2211-11092022	570-116878-75	PCB-157	2.7	
OA10-SD3236-2211FD-11092022	570-116878-87	PCB-157	<DL	200.00
OA11-SD0204-2211-11092022	570-116878-91	PCB-157	7.4	
OA11-SD0204-2211FD-11092022	570-116878-110	PCB-157	<DL	200.00
OA11-SD2832-2211-11092022	570-116878-99	PCB-157	<DL	
OA11-SD2832-2211FD-11092022	570-116878-118	PCB-157	70	200.00
OA11-SD3236-2211-11092022	570-116878-100	PCB-157	<DL	
OA11-SD3236-2211FD-11092022	570-116878-119	PCB-157	71	200.00

Field ID	lab_I d	chemical_name	result	RPD
OA11-SD3640-2211-11092022	570-116878-101	PCB-157	<DL	
OA11-SD3640-2211FD-11092022	570-116878-120	PCB-157	<DL	200.00
OA11-SD4044-2211-11092022	570-116878-102	PCB-157	71	
OA11-SD4044-2211FD-11092022	570-116878-121	PCB-157	<DL	200.00
OA12-SD0608-2211-11092022	570-116878-132	PCB-157	11	
OA12-SD0608-2211FD-11092022	570-116878-145	PCB-157	<DL	200.00
OA07-SD1216-2211-11092022	570-116878-6	PCB-167	17	
OA07-SD1216-2211FD-11092022	570-116878-22	PCB-167	18	-1.43
OA07-SD2024-2211-11092022	570-116878-8	PCB-167	<DL	
OA07-SD2024-2211FD-11092022	570-116878-24	PCB-167	2.5	200.00
OA07-SD0812-2211-11092022	570-116878-5	PCB-168	520	
OA07-SD0812-2211FD-11092022	570-116878-21	PCB-168	<DL	200.00
OA07-SD2024-2211-11092022	570-116878-8	PCB-168	290	
OA07-SD2024-2211FD-11092022	570-116878-24	PCB-168	<DL	200.00
OA11-SD2428-2211-11092022	570-116878-98	PCB-168	280	
OA11-SD2428-2211FD-11092022	570-116878-117	PCB-168	<DL	200.00
OA11-SD4044-2211-11092022	570-116878-102	PCB-168	440	
OA11-SD4044-2211FD-11092022	570-116878-121	PCB-168	<DL	200.00
OA11-SD6458-2211-11092022	570-116878-108	PCB-168	<DL	
OA11-SD6468-2211FD-11092022	570-116878-127	PCB-168	<DL	200.00
OA07-SD0002-2211-11092022	570-116878-1	PCB-169	5.6	
OA07-SD0002-2211FD-11092022	570-116878-17	PCB-169	<DL	200.00
OA07-SD0204-2211-11092022	570-116878-2	PCB-169	<DL	

Field ID	lab_I d	chemical_name	result	RPD
OA07-SD0204-2211FD-11092022	570-116878-18	PCB-169	26	200.00
OA11-SD6458-2211-11092022	570-116878-108	PCB-169	<DL	
OA11-SD6468-2211FD-11092022	570-116878-127	PCB-169	<DL	200.00
OA07-SD0002-2211-11092022	570-116878-1	PCB-170	23	
OA07-SD0002-2211FD-11092022	570-116878-17	PCB-170	12	15.71
OA07-SD0204-2211-11092022	570-116878-2	PCB-170	17	
OA07-SD0204-2211FD-11092022	570-116878-18	PCB-170	130	-38.44
OA07-SD0406-2211-11092022	570-116878-3	PCB-170	24	
OA07-SD0406-2211FD-11092022	570-116878-19	PCB-170	20	4.55
OA07-SD0608-2211-11092022	570-116878-4	PCB-170	88	
OA07-SD0608-2211FD-11092022	570-116878-20	PCB-170	19	32.24
OA07-SD0812-2211-11092022	570-116878-5	PCB-170	120	
OA07-SD0812-2211FD-11092022	570-116878-21	PCB-170	28	31.08
OA07-SD1216-2211-11092022	570-116878-6	PCB-170	91	
OA07-SD1216-2211FD-11092022	570-116878-22	PCB-170	88	0.84
OA07-SD1620-2211-11092022	570-116878-7	PCB-170	64	
OA07-SD1620-2211FD-11092022	570-116878-23	PCB-170	64	0.00
OA07-SD2024-2211-11092022	570-116878-8	PCB-170	65	
OA07-SD2024-2211FD-11092022	570-116878-24	PCB-170	16	30.25
OA07-SD2428-2211-11092022	570-116878-9	PCB-170	2.4	
OA07-SD2428-2211FD-11092022	570-116878-25	PCB-170	5.5	-19.62
OA07-SD2832-2211-11092022	570-116878-10	PCB-170	1.3	
OA07-SD2832-2211FD-11092022	570-116878-26	PCB-170	1.9	-9.38

Field ID	lab_I d	chemical_name	result	RPD
OA07-SD3236-2211-11092022	570-116878-11	PCB-170	0.71	
OA07-SD3236-2211FD-11092022	570-116878-27	PCB-170	1.4	-16.35
OA07-SD3640-2211-11092022	570-116878-12	PCB-170	<DL	
OA07-SD3640-2211FD-11092022	570-116878-28	PCB-170	1.5	200.00
OA07-SD4044-2211-11092022	570-116878-13	PCB-170	<DL	
OA07-SD4044-2211FD-11092022	570-116878-29	PCB-170	1.1	200.00
OA07-SD4448-2211-11092022	570-116878-14	PCB-170	0.64	
OA07-SD4448-2211FD-11092022	570-116878-30	PCB-170	0.25	21.91
OA10-SD0002-2211-11092022	570-116878-65	PCB-170	8.1	
OA10-SD0002-2211FD-11092022	570-116878-77	PCB-170	4.2	15.85
OA10-SD0204-2211-11092022	570-116878-66	PCB-170	5.0	
OA10-SD0204-2211FD-11092022	570-116878-78	PCB-170	4.5	2.63
OA10-SD0406-2211-11092022	570-116878-67	PCB-170	7.5	
OA10-SD0406-2211FD-11092022	570-116878-79	PCB-170	6.5	3.57
OA10-SD0608-2211-11092022	570-116878-68	PCB-170	15	
OA10-SD0608-2211FD-11092022	570-116878-80	PCB-170	9.2	11.98
OA10-SD0812-2211-11092022	570-116878-69	PCB-170	13	
OA10-SD0812-2211FD-11092022	570-116878-81	PCB-170	11	4.17
OA10-SD1216-2211-11092022	570-116878-70	PCB-170	28	
OA10-SD1216-2211FD-11092022	570-116878-82	PCB-170	38	-7.58
OA10-SD1620-2211-11092022	570-116878-71	PCB-170	16	
OA10-SD1620-2211FD-11092022	570-116878-83	PCB-170	15	1.61
OA10-SD2024-2211-11092022	570-116878-72	PCB-170	9.1	

Field ID	lab_I d	chemical_name	result	RPD
OA10-SD2024-2211FD-11092022	570-116878-84	PCB-170	4.6	16.42
OA10-SD2428-2211-11092022	570-116878-73	PCB-170	0.54	
OA10-SD2428-2211FD-11092022	570-116878-85	PCB-170	<DL	200.00
OA10-SD2832-2211-11092022	570-116878-74	PCB-170	5.2	
OA10-SD2832-2211FD-11092022	570-116878-86	PCB-170	<DL	200.00
OA10-SD3236-2211-11092022	570-116878-75	PCB-170	4.2	
OA10-SD3236-2211FD-11092022	570-116878-87	PCB-170	<DL	200.00
OA10-SD3640-2211-11092022	570-116878-76	PCB-170	1.4	
OA10-SD3640-2211FD-11092022	570-116878-88	PCB-170	<DL	200.00
OA11-SD0002-2211-11092022	570-116878-90	PCB-170	4.8	
OA11-SD0002-2211FD-11092022	570-116878-109	PCB-170	6.4	-7.14
OA11-SD0204-2211-11092022	570-116878-91	PCB-170	6.8	
OA11-SD0204-2211FD-11092022	570-116878-110	PCB-170	9.9	-9.28
OA11-SD0406-2211-11092022	570-116878-92	PCB-170	4.9	
OA11-SD0406-2211FD-11092022	570-116878-111	PCB-170	6.7	-7.76
OA11-SD0608-2211-11092022	570-116878-93	PCB-170	6.0	
OA11-SD0608-2211FD-11092022	570-116878-112	PCB-170	14	-20.00
OA11-SD0812-2211-11092022	570-116878-94	PCB-170	6.8	
OA11-SD0812-2211FD-11092022	570-116878-113	PCB-170	12	-13.83
OA11-SD1216-2211-11092022	570-116878-95	PCB-170	11	
OA11-SD1216-2211FD-11092022	570-116878-114	PCB-170	16	-9.26
OA11-SD1620-2211-11092022	570-116878-96	PCB-170	28	
OA11-SD1620-2211FD-11092022	570-116878-115	PCB-170	32	-3.33

Field ID	lab_I d	chemical_name	result	RPD
OA11-SD2024-2211-11092022	570-116878-97	PCB-170	72	
OA11-SD2024-2211FD-11092022	570-116878-116	PCB-170	27	22.73
OA11-SD2428-2211-11092022	570-116878-98	PCB-170	97	
OA11-SD2428-2211FD-11092022	570-116878-117	PCB-170	95	0.52
OA11-SD2832-2211-11092022	570-116878-99	PCB-170	76	
OA11-SD2832-2211FD-11092022	570-116878-118	PCB-170	87	-3.37
OA11-SD3236-2211-11092022	570-116878-100	PCB-170	81	
OA11-SD3236-2211FD-11092022	570-116878-119	PCB-170	130	-11.61
OA11-SD3640-2211-11092022	570-116878-101	PCB-170	100	
OA11-SD3640-2211FD-11092022	570-116878-120	PCB-170	62	11.73
OA11-SD4044-2211-11092022	570-116878-102	PCB-170	92	
OA11-SD4044-2211FD-11092022	570-116878-121	PCB-170	21	31.42
OA11-SD4448-2211-11092022	570-116878-103	PCB-170	18	
OA11-SD4448-2211FD-11092022	570-116878-122	PCB-170	17	1.43
OA11-SD4852-2211-11092022	570-116878-104	PCB-170	6.2	
OA11-SD4852-2211FD-11092022	570-116878-123	PCB-170	10	-11.73
OA11-SD5256-2211-11092022	570-116878-105	PCB-170	2.4	
OA11-SD5256-2211FD-11092022	570-116878-124	PCB-170	<DL	200.00
OA11-SD5660-2211-11092022	570-116878-106	PCB-170	2.3	
OA11-SD5660-2211FD-11092022	570-116878-125	PCB-170	<DL	200.00
OA11-SD6064-2211-11092022	570-116878-107	PCB-170	<DL	
OA11-SD6064-2211FD-11092022	570-116878-126	PCB-170	6.5	200.00
OA11-SD6458-2211-11092022	570-116878-108	PCB-170	1.5	

Field ID	lab_I d	chemical_name	result	RPD
OA11-SD6468-2211FD-11092022	570-116878-127	PCB-170	<DL	200.00
OA12-SD0002-2211-11092022	570-116878-129	PCB-170	4.6	
OA12-SD0002-2211FD-11092022	570-116878-142	PCB-170	7.6	-12.30
OA12-SD0204-2211-11092022	570-116878-130	PCB-170	3.8	
OA12-SD0204-2211FD-11092022	570-116878-143	PCB-170	3.0	5.88
OA12-SD0406-2211-11092022	570-116878-131	PCB-170	7.7	
OA12-SD0406-2211FD-11092022	570-116878-144	PCB-170	3.9	16.38
OA12-SD0608-2211-11092022	570-116878-132	PCB-170	5.8	
OA12-SD0608-2211FD-11092022	570-116878-145	PCB-170	5.1	3.21
OA12-SD0812-2211-11092022	570-116878-133	PCB-170	13	
OA12-SD0812-2211FD-11092022	570-116878-146	PCB-170	4.5	24.29
OA12-SD1216-2211-11092022	570-116878-134	PCB-170	18	
OA12-SD1216-2211FD-11092022	570-116878-147	PCB-170	11	12.07
OA12-SD1620-2211-11092022	570-116878-135	PCB-170	6.6	
OA12-SD1620-2211FD-11092022	570-116878-148	PCB-170	9.4	-8.75
OA12-SD2024-2211-11092022	570-116878-136	PCB-170	2.0	
OA12-SD2024-2211FD-11092022	570-116878-149	PCB-170	3.0	-10.00
OA12-SD3236-2211-11092022	570-116878-139	PCB-170	1.9	
OA12-SD3236-2211FD-11092022	570-116878-152	PCB-170	<DL	200.00
OA07-SD0002-2211-11092022	570-116878-1	PCB-177	12	
OA07-SD0002-2211FD-11092022	570-116878-17	PCB-177	5.6	18.18
OA07-SD0204-2211-11092022	570-116878-2	PCB-177	9.5	
OA07-SD0204-2211FD-11092022	570-116878-18	PCB-177	76	-38.89

Field ID	lab_I d	chemical_name	result	RPD
OA07-SD0406-2211-11092022	570-116878-3	PCB-177	7.5	
OA07-SD0406-2211FD-11092022	570-116878-19	PCB-177	8.4	-2.83
OA07-SD0608-2211-11092022	570-116878-4	PCB-177	43	
OA07-SD0608-2211FD-11092022	570-116878-20	PCB-177	10	31.13
OA07-SD0812-2211-11092022	570-116878-5	PCB-177	62	
OA07-SD0812-2211FD-11092022	570-116878-21	PCB-177	15	30.52
OA07-SD1216-2211-11092022	570-116878-6	PCB-177	50	
OA07-SD1216-2211FD-11092022	570-116878-22	PCB-177	47	1.55
OA07-SD1620-2211-11092022	570-116878-7	PCB-177	30	
OA07-SD1620-2211FD-11092022	570-116878-23	PCB-177	39	-6.52
OA07-SD2024-2211-11092022	570-116878-8	PCB-177	36	
OA07-SD2024-2211FD-11092022	570-116878-24	PCB-177	8.6	30.72
OA07-SD2428-2211-11092022	570-116878-9	PCB-177	1.3	
OA07-SD2428-2211FD-11092022	570-116878-25	PCB-177	3.2	-21.11
OA07-SD2832-2211-11092022	570-116878-10	PCB-177	0.41	
OA07-SD2832-2211FD-11092022	570-116878-26	PCB-177	0.92	-19.17
OA07-SD3236-2211-11092022	570-116878-11	PCB-177	0.56	
OA07-SD3236-2211FD-11092022	570-116878-27	PCB-177	0.64	-3.33
OA07-SD3640-2211-11092022	570-116878-12	PCB-177	<DL	
OA07-SD3640-2211FD-11092022	570-116878-28	PCB-177	0.80	200.00
OA07-SD4044-2211-11092022	570-116878-13	PCB-177	<DL	
OA07-SD4044-2211FD-11092022	570-116878-29	PCB-177	0.76	200.00
OA07-SD4448-2211-11092022	570-116878-14	PCB-177	0.31	

Field ID	lab_I d	chemical_name	result	RPD
OA07-SD4448-2211FD-11092022	570-116878-30	PCB-177	<DL	200.00
OA10-SD0002-2211-11092022	570-116878-65	PCB-177	2.5	
OA10-SD0002-2211FD-11092022	570-116878-77	PCB-177	2.0	5.56
OA10-SD0204-2211-11092022	570-116878-66	PCB-177	2.7	
OA10-SD0204-2211FD-11092022	570-116878-78	PCB-177	2.4	2.94
OA10-SD0406-2211-11092022	570-116878-67	PCB-177	3.5	
OA10-SD0406-2211FD-11092022	570-116878-79	PCB-177	3.5	0.00
OA10-SD0608-2211-11092022	570-116878-68	PCB-177	6.2	
OA10-SD0608-2211FD-11092022	570-116878-80	PCB-177	4.8	6.36
OA10-SD0812-2211-11092022	570-116878-69	PCB-177	7.6	
OA10-SD0812-2211FD-11092022	570-116878-81	PCB-177	6.9	2.41
OA10-SD1216-2211-11092022	570-116878-70	PCB-177	14	
OA10-SD1216-2211FD-11092022	570-116878-82	PCB-177	24	-13.16
OA10-SD1620-2211-11092022	570-116878-71	PCB-177	7.9	
OA10-SD1620-2211FD-11092022	570-116878-83	PCB-177	8.2	-0.93
OA10-SD2024-2211-11092022	570-116878-72	PCB-177	5.7	
OA10-SD2024-2211FD-11092022	570-116878-84	PCB-177	1.8	26.00
OA10-SD2428-2211-11092022	570-116878-73	PCB-177	0.42	
OA10-SD2428-2211FD-11092022	570-116878-85	PCB-177	<DL	200.00
OA10-SD2832-2211-11092022	570-116878-74	PCB-177	2.8	
OA10-SD2832-2211FD-11092022	570-116878-86	PCB-177	<DL	200.00
OA10-SD3236-2211-11092022	570-116878-75	PCB-177	2.3	
OA10-SD3236-2211FD-11092022	570-116878-87	PCB-177	0.43	34.25

Field ID	lab_I d	chemical_name	result	RPD
OA10-SD3640-2211-11092022	570-116878-76	PCB-177	0.58	
OA10-SD3640-2211FD-11092022	570-116878-88	PCB-177	<DL	200.00
OA11-SD0002-2211-11092022	570-116878-90	PCB-177	1.7	
OA11-SD0002-2211FD-11092022	570-116878-109	PCB-177	3.6	-17.92
OA11-SD0204-2211-11092022	570-116878-91	PCB-177	3.5	
OA11-SD0204-2211FD-11092022	570-116878-110	PCB-177	2.5	8.33
OA11-SD0406-2211-11092022	570-116878-92	PCB-177	2.3	
OA11-SD0406-2211FD-11092022	570-116878-111	PCB-177	1.9	4.76
OA11-SD0608-2211-11092022	570-116878-93	PCB-177	2.4	
OA11-SD0608-2211FD-11092022	570-116878-112	PCB-177	11	-32.09
OA11-SD0812-2211-11092022	570-116878-94	PCB-177	2.7	
OA11-SD0812-2211FD-11092022	570-116878-113	PCB-177	3.8	-8.46
OA11-SD1216-2211-11092022	570-116878-95	PCB-177	2.8	
OA11-SD1216-2211FD-11092022	570-116878-114	PCB-177	4.4	-11.11
OA11-SD1620-2211-11092022	570-116878-96	PCB-177	7.5	
OA11-SD1620-2211FD-11092022	570-116878-115	PCB-177	14	-15.12
OA11-SD2024-2211-11092022	570-116878-97	PCB-177	11	
OA11-SD2024-2211FD-11092022	570-116878-116	PCB-177	12	-2.17
OA11-SD2428-2211-11092022	570-116878-98	PCB-177	23	
OA11-SD2428-2211FD-11092022	570-116878-117	PCB-177	30	-6.60
OA11-SD2832-2211-11092022	570-116878-99	PCB-177	27	
OA11-SD2832-2211FD-11092022	570-116878-118	PCB-177	47	-13.51
OA11-SD3236-2211-11092022	570-116878-100	PCB-177	30	

Field ID	lab_I d	chemical_name	result	RPD
OA11-SD3236-2211FD-11092022	570-116878-119	PCB-177	43	-8.90
OA11-SD3640-2211-11092022	570-116878-101	PCB-177	39	
OA11-SD3640-2211FD-11092022	570-116878-120	PCB-177	19	17.24
OA11-SD4044-2211-11092022	570-116878-102	PCB-177	58	
OA11-SD4044-2211FD-11092022	570-116878-121	PCB-177	7.8	38.15
OA11-SD4448-2211-11092022	570-116878-103	PCB-177	8.6	
OA11-SD4448-2211FD-11092022	570-116878-122	PCB-177	5.8	9.72
OA11-SD4852-2211-11092022	570-116878-104	PCB-177	2.4	
OA11-SD4852-2211FD-11092022	570-116878-123	PCB-177	4.1	-13.08
OA11-SD5256-2211-11092022	570-116878-105	PCB-177	1.4	
OA11-SD5256-2211FD-11092022	570-116878-124	PCB-177	<DL	200.00
OA11-SD5660-2211-11092022	570-116878-106	PCB-177	1.3	
OA11-SD5660-2211FD-11092022	570-116878-125	PCB-177	<DL	200.00
OA11-SD6064-2211-11092022	570-116878-107	PCB-177	<DL	
OA11-SD6064-2211FD-11092022	570-116878-126	PCB-177	2.7	200.00
OA11-SD6458-2211-11092022	570-116878-108	PCB-177	0.64	
OA11-SD6468-2211FD-11092022	570-116878-127	PCB-177	<DL	200.00
OA12-SD0002-2211-11092022	570-116878-129	PCB-177	2.6	
OA12-SD0002-2211FD-11092022	570-116878-142	PCB-177	3.8	-9.38
OA12-SD0204-2211-11092022	570-116878-130	PCB-177	1.4	
OA12-SD0204-2211FD-11092022	570-116878-143	PCB-177	1.7	-4.84
OA12-SD0406-2211-11092022	570-116878-131	PCB-177	4.1	
OA12-SD0406-2211FD-11092022	570-116878-144	PCB-177	1.8	19.49

Field ID	lab_I d	chemical_name	result	RPD
OA12-SD0608-2211-11092022	570-116878-132	PCB-177	2.3	
OA12-SD0608-2211FD-11092022	570-116878-145	PCB-177	2.0	3.49
OA12-SD0812-2211-11092022	570-116878-133	PCB-177	4.1	
OA12-SD0812-2211FD-11092022	570-116878-146	PCB-177	1.8	19.49
OA12-SD1216-2211-11092022	570-116878-134	PCB-177	5.6	
OA12-SD1216-2211FD-11092022	570-116878-147	PCB-177	4.3	6.57
OA12-SD1620-2211-11092022	570-116878-135	PCB-177	3.2	
OA12-SD1620-2211FD-11092022	570-116878-148	PCB-177	4.2	-6.76
OA12-SD2024-2211-11092022	570-116878-136	PCB-177	1.7	
OA12-SD2024-2211FD-11092022	570-116878-149	PCB-177	1.8	-1.43
OA12-SD3236-2211-11092022	570-116878-139	PCB-177	0.86	
OA12-SD3236-2211FD-11092022	570-116878-152	PCB-177	<DL	200.00
OA07-SD0002-2211-11092022	570-116878-1	PCB-18	14	
OA07-SD0002-2211FD-11092022	570-116878-17	PCB-18	<DL	200.00
OA07-SD0406-2211-11092022	570-116878-3	PCB-18	34	
OA07-SD0406-2211FD-11092022	570-116878-19	PCB-18	27	5.74
OA07-SD0608-2211-11092022	570-116878-4	PCB-18	<DL	
OA07-SD0608-2211FD-11092022	570-116878-20	PCB-18	29	200.00
OA07-SD0812-2211-11092022	570-116878-5	PCB-18	170	
OA07-SD0812-2211FD-11092022	570-116878-21	PCB-18	41	30.57
OA07-SD1216-2211-11092022	570-116878-6	PCB-18	110	
OA07-SD1216-2211FD-11092022	570-116878-22	PCB-18	100	2.38
OA07-SD1620-2211-11092022	570-116878-7	PCB-18	110	

Field ID	lab_I d	chemical_name	result	RPD
OA07-SD1620-2211FD-11092022	570-116878-23	PCB-18	77	8.82
OA07-SD2024-2211-11092022	570-116878-8	PCB-18	<DL	
OA07-SD2024-2211FD-11092022	570-116878-24	PCB-18	17	200.00
OA07-SD2428-2211-11092022	570-116878-9	PCB-18	2.6	
OA07-SD2428-2211FD-11092022	570-116878-25	PCB-18	5.0	-15.79
OA07-SD2832-2211-11092022	570-116878-10	PCB-18	1.6	
OA07-SD2832-2211FD-11092022	570-116878-26	PCB-18	3.6	-19.23
OA07-SD3236-2211-11092022	570-116878-11	PCB-18	0.70	
OA07-SD3236-2211FD-11092022	570-116878-27	PCB-18	1.9	-23.08
OA07-SD3640-2211-11092022	570-116878-12	PCB-18	<DL	
OA07-SD3640-2211FD-11092022	570-116878-28	PCB-18	2.8	200.00
OA07-SD4044-2211-11092022	570-116878-13	PCB-18	<DL	
OA07-SD4044-2211FD-11092022	570-116878-29	PCB-18	2.2	200.00
OA07-SD4448-2211-11092022	570-116878-14	PCB-18	1.3	
OA07-SD4448-2211FD-11092022	570-116878-30	PCB-18	<DL	200.00
OA10-SD0204-2211-11092022	570-116878-66	PCB-18	1.8	
OA10-SD0204-2211FD-11092022	570-116878-78	PCB-18	3.5	-16.04
OA10-SD0406-2211-11092022	570-116878-67	PCB-18	3.7	
OA10-SD0406-2211FD-11092022	570-116878-79	PCB-18	5.7	-10.64
OA10-SD0608-2211-11092022	570-116878-68	PCB-18	<DL	
OA10-SD0608-2211FD-11092022	570-116878-80	PCB-18	7.8	200.00
OA10-SD0812-2211-11092022	570-116878-69	PCB-18	<DL	
OA10-SD0812-2211FD-11092022	570-116878-81	PCB-18	9.5	200.00

Field ID	lab_I d	chemical_name	result	RPD
OA10-SD1216-2211-11092022	570-116878-70	PCB-18	26	
OA10-SD1216-2211FD-11092022	570-116878-82	PCB-18	<DL	200.00
OA10-SD1620-2211-11092022	570-116878-71	PCB-18	17	
OA10-SD1620-2211FD-11092022	570-116878-83	PCB-18	16	1.52
OA10-SD2024-2211-11092022	570-116878-72	PCB-18	<DL	
OA10-SD2024-2211FD-11092022	570-116878-84	PCB-18	5.1	200.00
OA10-SD2428-2211-11092022	570-116878-73	PCB-18	<DL	
OA10-SD2428-2211FD-11092022	570-116878-85	PCB-18	1.2	200.00
OA10-SD2832-2211-11092022	570-116878-74	PCB-18	4.3	
OA10-SD2832-2211FD-11092022	570-116878-86	PCB-18	0.46	40.34
OA10-SD3236-2211-11092022	570-116878-75	PCB-18	4.3	
OA10-SD3236-2211FD-11092022	570-116878-87	PCB-18	1.2	28.18
OA10-SD3640-2211-11092022	570-116878-76	PCB-18	1.3	
OA10-SD3640-2211FD-11092022	570-116878-88	PCB-18	<DL	200.00
OA11-SD0002-2211-11092022	570-116878-90	PCB-18	3.9	
OA11-SD0002-2211FD-11092022	570-116878-109	PCB-18	4.8	-5.17
OA11-SD0204-2211-11092022	570-116878-91	PCB-18	<DL	
OA11-SD0204-2211FD-11092022	570-116878-110	PCB-18	7.8	200.00
OA11-SD0406-2211-11092022	570-116878-92	PCB-18	5.6	
OA11-SD0406-2211FD-11092022	570-116878-111	PCB-18	7.3	-6.59
OA11-SD0608-2211-11092022	570-116878-93	PCB-18	6.5	
OA11-SD0608-2211FD-11092022	570-116878-112	PCB-18	25	-29.37
OA11-SD0812-2211-11092022	570-116878-94	PCB-18	6.8	

Field ID	lab_I d	chemical_name	result	RPD
OA11-SD0812-2211FD-11092022	570-116878-113	PCB-18	9.5	-8.28
OA11-SD1216-2211-11092022	570-116878-95	PCB-18	17	
OA11-SD1216-2211FD-11092022	570-116878-114	PCB-18	14	4.84
OA11-SD1620-2211-11092022	570-116878-96	PCB-18	65	
OA11-SD1620-2211FD-11092022	570-116878-115	PCB-18	11	35.53
OA11-SD2024-2211-11092022	570-116878-97	PCB-18	240	
OA11-SD2024-2211FD-11092022	570-116878-116	PCB-18	15	44.12
OA11-SD2428-2211-11092022	570-116878-98	PCB-18	390	
OA11-SD2428-2211FD-11092022	570-116878-117	PCB-18	69	34.97
OA11-SD2832-2211-11092022	570-116878-99	PCB-18	370	
OA11-SD2832-2211FD-11092022	570-116878-118	PCB-18	120	25.51
OA11-SD3236-2211-11092022	570-116878-100	PCB-18	100	
OA11-SD3236-2211FD-11092022	570-116878-119	PCB-18	150	-10.00
OA11-SD3640-2211-11092022	570-116878-101	PCB-18	210	
OA11-SD3640-2211FD-11092022	570-116878-120	PCB-18	150	8.33
OA11-SD4044-2211-11092022	570-116878-102	PCB-18	<DL	
OA11-SD4044-2211FD-11092022	570-116878-121	PCB-18	28	200.00
OA11-SD4448-2211-11092022	570-116878-103	PCB-18	8.9	
OA11-SD4448-2211FD-11092022	570-116878-122	PCB-18	18	-16.91
OA11-SD4852-2211-11092022	570-116878-104	PCB-18	8.5	
OA11-SD4852-2211FD-11092022	570-116878-123	PCB-18	25	-24.63
OA11-SD5256-2211-11092022	570-116878-105	PCB-18	8.5	
OA11-SD5256-2211FD-11092022	570-116878-124	PCB-18	2.1	30.19

Field ID	lab_I d	chemical_name	result	RPD
OA11-SD5660-2211-11092022	570-116878-106	PCB-18	8.1	
OA11-SD5660-2211FD-11092022	570-116878-125	PCB-18	1.5	34.38
OA11-SD6064-2211-11092022	570-116878-107	PCB-18	2.4	
OA11-SD6064-2211FD-11092022	570-116878-126	PCB-18	12	-33.33
OA11-SD6458-2211-11092022	570-116878-108	PCB-18	3.2	
OA11-SD6468-2211FD-11092022	570-116878-127	PCB-18	<DL	200.00
OA12-SD0002-2211-11092022	570-116878-129	PCB-18	<DL	
OA12-SD0002-2211FD-11092022	570-116878-142	PCB-18	2.4	200.00
OA12-SD0204-2211-11092022	570-116878-130	PCB-18	3.5	
OA12-SD0204-2211FD-11092022	570-116878-143	PCB-18	<DL	200.00
OA12-SD0812-2211-11092022	570-116878-133	PCB-18	11	
OA12-SD0812-2211FD-11092022	570-116878-146	PCB-18	3.9	23.83
OA12-SD1216-2211-11092022	570-116878-134	PCB-18	17	
OA12-SD1216-2211FD-11092022	570-116878-147	PCB-18	12	8.62
OA12-SD1620-2211-11092022	570-116878-135	PCB-18	8.1	
OA12-SD1620-2211FD-11092022	570-116878-148	PCB-18	11	-7.59
OA12-SD2024-2211-11092022	570-116878-136	PCB-18	3.1	
OA12-SD2024-2211FD-11092022	570-116878-149	PCB-18	<DL	200.00
OA12-SD2428-2211-11092022	570-116878-137	PCB-18	0.49	
OA12-SD2428-2211FD-11092022	570-116878-150	PCB-18	<DL	200.00
OA12-SD2832-2211-11092022	570-116878-138	PCB-18	0.78	
OA12-SD2832-2211FD-11092022	570-116878-151	PCB-18	<DL	200.00
OA12-SD3236-2211-11092022	570-116878-139	PCB-18	5.2	

Field ID	lab_I d	chemical_name	result	RPD
OA12-SD3236-2211FD-11092022	570-116878-152	PCB-18	<DL	200.00
OA12-SD3640-2211-11092022	570-116878-140	PCB-18	<DL	
OA12-SD3640-2211FD-11092022	570-116878-153	PCB-18	<DL	200.00
OA07-SD0002-2211-11092022	570-116878-1	PCB-180	61	
OA07-SD0002-2211FD-11092022	570-116878-17	PCB-180	14	31.33
OA07-SD0204-2211-11092022	570-116878-2	PCB-180	45	
OA07-SD0204-2211FD-11092022	570-116878-18	PCB-180	450	-40.91
OA07-SD0406-2211-11092022	570-116878-3	PCB-180	38	
OA07-SD0406-2211FD-11092022	570-116878-19	PCB-180	35	2.05
OA07-SD0608-2211-11092022	570-116878-4	PCB-180	240	
OA07-SD0608-2211FD-11092022	570-116878-20	PCB-180	53	31.91
OA07-SD0812-2211-11092022	570-116878-5	PCB-180	300	
OA07-SD0812-2211FD-11092022	570-116878-21	PCB-180	77	29.58
OA07-SD1216-2211-11092022	570-116878-6	PCB-180	240	
OA07-SD1216-2211FD-11092022	570-116878-22	PCB-180	230	1.06
OA07-SD1620-2211-11092022	570-116878-7	PCB-180	130	
OA07-SD1620-2211FD-11092022	570-116878-23	PCB-180	180	-8.06
OA07-SD2024-2211-11092022	570-116878-8	PCB-180	170	
OA07-SD2024-2211FD-11092022	570-116878-24	PCB-180	38	31.73
OA07-SD2428-2211-11092022	570-116878-9	PCB-180	6.0	
OA07-SD2428-2211FD-11092022	570-116878-25	PCB-180	13	-18.42
OA07-SD2832-2211-11092022	570-116878-10	PCB-180	2.0	
OA07-SD2832-2211FD-11092022	570-116878-26	PCB-180	3.7	-14.91

Field ID	lab_I d	chemical_name	result	RPD
OA07-SD3236-2211-11092022	570-116878-11	PCB-180	1.6	
OA07-SD3236-2211FD-11092022	570-116878-27	PCB-180	2.9	-14.44
OA07-SD3640-2211-11092022	570-116878-12	PCB-180	0.44	
OA07-SD3640-2211FD-11092022	570-116878-28	PCB-180	3.1	-37.57
OA07-SD4044-2211-11092022	570-116878-13	PCB-180	<DL	
OA07-SD4044-2211FD-11092022	570-116878-29	PCB-180	3.0	200.00
OA07-SD4448-2211-11092022	570-116878-14	PCB-180	1.1	
OA07-SD4448-2211FD-11092022	570-116878-30	PCB-180	0.53	17.48
OA10-SD0002-2211-11092022	570-116878-65	PCB-180	11	
OA10-SD0002-2211FD-11092022	570-116878-77	PCB-180	7.7	8.82
OA10-SD0204-2211-11092022	570-116878-66	PCB-180	10	
OA10-SD0204-2211FD-11092022	570-116878-78	PCB-180	11	-2.38
OA10-SD0406-2211-11092022	570-116878-67	PCB-180	17	
OA10-SD0406-2211FD-11092022	570-116878-79	PCB-180	16	1.52
OA10-SD0608-2211-11092022	570-116878-68	PCB-180	23	
OA10-SD0608-2211FD-11092022	570-116878-80	PCB-180	25	-2.08
OA10-SD0812-2211-11092022	570-116878-69	PCB-180	34	
OA10-SD0812-2211FD-11092022	570-116878-81	PCB-180	30	3.13
OA10-SD1216-2211-11092022	570-116878-70	PCB-180	63	
OA10-SD1216-2211FD-11092022	570-116878-82	PCB-180	100	-11.35
OA10-SD1620-2211-11092022	570-116878-71	PCB-180	34	
OA10-SD1620-2211FD-11092022	570-116878-83	PCB-180	37	-2.11
OA10-SD2024-2211-11092022	570-116878-72	PCB-180	25	

Field ID	lab_I d	chemical_name	result	RPD
OA10-SD2024-2211FD-11092022	570-116878-84	PCB-180	8.3	25.08
OA10-SD2428-2211-11092022	570-116878-73	PCB-180	1.5	
OA10-SD2428-2211FD-11092022	570-116878-85	PCB-180	1.6	-1.61
OA10-SD2832-2211-11092022	570-116878-74	PCB-180	14	
OA10-SD2832-2211FD-11092022	570-116878-86	PCB-180	0.47	46.75
OA10-SD3236-2211-11092022	570-116878-75	PCB-180	7.9	
OA10-SD3236-2211FD-11092022	570-116878-87	PCB-180	1.7	32.29
OA10-SD3640-2211-11092022	570-116878-76	PCB-180	3.1	
OA10-SD3640-2211FD-11092022	570-116878-88	PCB-180	<DL	200.00
OA11-SD0002-2211-11092022	570-116878-90	PCB-180	7.7	
OA11-SD0002-2211FD-11092022	570-116878-109	PCB-180	11	-8.82
OA11-SD0204-2211-11092022	570-116878-91	PCB-180	17	
OA11-SD0204-2211FD-11092022	570-116878-110	PCB-180	11	10.71
OA11-SD0406-2211-11092022	570-116878-92	PCB-180	11	
OA11-SD0406-2211FD-11092022	570-116878-111	PCB-180	8.4	6.70
OA11-SD0608-2211-11092022	570-116878-93	PCB-180	12	
OA11-SD0608-2211FD-11092022	570-116878-112	PCB-180	30	-21.43
OA11-SD0812-2211-11092022	570-116878-94	PCB-180	13	
OA11-SD0812-2211FD-11092022	570-116878-113	PCB-180	16	-5.17
OA11-SD1216-2211-11092022	570-116878-95	PCB-180	20	
OA11-SD1216-2211FD-11092022	570-116878-114	PCB-180	21	-1.22
OA11-SD1620-2211-11092022	570-116878-96	PCB-180	42	
OA11-SD1620-2211FD-11092022	570-116878-115	PCB-180	69	-12.16

Field ID	lab_I d	chemical_name	result	RPD
OA11-SD2024-2211-11092022	570-116878-97	PCB-180	67	
OA11-SD2024-2211FD-11092022	570-116878-116	PCB-180	61	2.34
OA11-SD2428-2211-11092022	570-116878-98	PCB-180	160	
OA11-SD2428-2211FD-11092022	570-116878-117	PCB-180	160	0.00
OA11-SD2832-2211-11092022	570-116878-99	PCB-180	150	
OA11-SD2832-2211FD-11092022	570-116878-118	PCB-180	170	-3.13
OA11-SD3236-2211-11092022	570-116878-100	PCB-180	130	
OA11-SD3236-2211FD-11092022	570-116878-119	PCB-180	240	-14.86
OA11-SD3640-2211-11092022	570-116878-101	PCB-180	200	
OA11-SD3640-2211FD-11092022	570-116878-120	PCB-180	89	19.20
OA11-SD4044-2211-11092022	570-116878-102	PCB-180	260	
OA11-SD4044-2211FD-11092022	570-116878-121	PCB-180	35	38.14
OA11-SD4448-2211-11092022	570-116878-103	PCB-180	38	
OA11-SD4448-2211FD-11092022	570-116878-122	PCB-180	30	5.88
OA11-SD4852-2211-11092022	570-116878-104	PCB-180	12	
OA11-SD4852-2211FD-11092022	570-116878-123	PCB-180	21	-13.64
OA11-SD5256-2211-11092022	570-116878-105	PCB-180	8.3	
OA11-SD5256-2211FD-11092022	570-116878-124	PCB-180	<DL	200.00
OA11-SD5660-2211-11092022	570-116878-106	PCB-180	3.4	
OA11-SD5660-2211FD-11092022	570-116878-125	PCB-180	0.95	28.16
OA11-SD6064-2211-11092022	570-116878-107	PCB-180	1.0	
OA11-SD6064-2211FD-11092022	570-116878-126	PCB-180	12	-42.31
OA11-SD6458-2211-11092022	570-116878-108	PCB-180	4.0	

Field ID	lab_I d	chemical_name	result	RPD
OA11-SD6468-2211FD-11092022	570-116878-127	PCB-180	<DL	200.00
OA12-SD0002-2211-11092022	570-116878-129	PCB-180	11	
OA12-SD0002-2211FD-11092022	570-116878-142	PCB-180	11	0.00
OA12-SD0204-2211-11092022	570-116878-130	PCB-180	6.4	
OA12-SD0204-2211FD-11092022	570-116878-143	PCB-180	5.9	2.03
OA12-SD0406-2211-11092022	570-116878-131	PCB-180	19	
OA12-SD0406-2211FD-11092022	570-116878-144	PCB-180	8.1	20.11
OA12-SD0608-2211-11092022	570-116878-132	PCB-180	10	
OA12-SD0608-2211FD-11092022	570-116878-145	PCB-180	8.8	3.19
OA12-SD0812-2211-11092022	570-116878-133	PCB-180	21	
OA12-SD0812-2211FD-11092022	570-116878-146	PCB-180	9.0	20.00
OA12-SD1216-2211-11092022	570-116878-134	PCB-180	29	
OA12-SD1216-2211FD-11092022	570-116878-147	PCB-180	21	8.00
OA12-SD1620-2211-11092022	570-116878-135	PCB-180	14	
OA12-SD1620-2211FD-11092022	570-116878-148	PCB-180	16	-3.33
OA12-SD2024-2211-11092022	570-116878-136	PCB-180	4.3	
OA12-SD2024-2211FD-11092022	570-116878-149	PCB-180	7.2	-12.61
OA12-SD2428-2211-11092022	570-116878-137	PCB-180	0.61	
OA12-SD2428-2211FD-11092022	570-116878-150	PCB-180	1.8	-24.69
OA12-SD2832-2211-11092022	570-116878-138	PCB-180	0.61	
OA12-SD2832-2211FD-11092022	570-116878-151	PCB-180	<DL	200.00
OA12-SD3236-2211-11092022	570-116878-139	PCB-180	3.4	
OA12-SD3236-2211FD-11092022	570-116878-152	PCB-180	<DL	200.00

Field ID	lab_I d	chemical_name	result	RPD
OA07-SD0002-2211-11092022	570-116878-1	PCB-183	15	
OA07-SD0002-2211FD-11092022	570-116878-17	PCB-183	4.0	28.95
OA07-SD0204-2211-11092022	570-116878-2	PCB-183	9.2	
OA07-SD0204-2211FD-11092022	570-116878-18	PCB-183	130	-43.39
OA07-SD0406-2211-11092022	570-116878-3	PCB-183	8.2	
OA07-SD0406-2211FD-11092022	570-116878-19	PCB-183	9.3	-3.14
OA07-SD0608-2211-11092022	570-116878-4	PCB-183	47	
OA07-SD0608-2211FD-11092022	570-116878-20	PCB-183	12	29.66
OA07-SD0812-2211-11092022	570-116878-5	PCB-183	140	
OA07-SD0812-2211FD-11092022	570-116878-21	PCB-183	16	39.74
OA07-SD1216-2211-11092022	570-116878-6	PCB-183	51	
OA07-SD1216-2211FD-11092022	570-116878-22	PCB-183	48	1.52
OA07-SD1620-2211-11092022	570-116878-7	PCB-183	32	
OA07-SD1620-2211FD-11092022	570-116878-23	PCB-183	39	-4.93
OA07-SD2024-2211-11092022	570-116878-8	PCB-183	38	
OA07-SD2024-2211FD-11092022	570-116878-24	PCB-183	8.1	32.43
OA07-SD2428-2211-11092022	570-116878-9	PCB-183	1.7	
OA07-SD2428-2211FD-11092022	570-116878-25	PCB-183	3.1	-14.58
OA07-SD2832-2211-11092022	570-116878-10	PCB-183	0.47	
OA07-SD2832-2211FD-11092022	570-116878-26	PCB-183	0.91	-15.94
OA07-SD3236-2211-11092022	570-116878-11	PCB-183	0.32	
OA07-SD3236-2211FD-11092022	570-116878-27	PCB-183	0.78	-20.91
OA07-SD3640-2211-11092022	570-116878-12	PCB-183	<DL	

Field ID	lab_I d	chemical_name	result	RPD
OA07-SD3640-2211FD-11092022	570-116878-28	PCB-183	1.1	200.00
OA07-SD4044-2211-11092022	570-116878-13	PCB-183	<DL	
OA07-SD4044-2211FD-11092022	570-116878-29	PCB-183	0.76	200.00
OA07-SD4448-2211-11092022	570-116878-14	PCB-183	0.41	
OA07-SD4448-2211FD-11092022	570-116878-30	PCB-183	<DL	200.00
OA10-SD0002-2211-11092022	570-116878-65	PCB-183	3.0	
OA10-SD0002-2211FD-11092022	570-116878-77	PCB-183	1.6	15.22
OA10-SD0204-2211-11092022	570-116878-66	PCB-183	2.3	
OA10-SD0204-2211FD-11092022	570-116878-78	PCB-183	2.5	-2.08
OA10-SD0406-2211-11092022	570-116878-67	PCB-183	3.7	
OA10-SD0406-2211FD-11092022	570-116878-79	PCB-183	3.5	1.39
OA10-SD0608-2211-11092022	570-116878-68	PCB-183	4.8	
OA10-SD0608-2211FD-11092022	570-116878-80	PCB-183	5.6	-3.85
OA10-SD0812-2211-11092022	570-116878-69	PCB-183	8.0	
OA10-SD0812-2211FD-11092022	570-116878-81	PCB-183	6.8	4.05
OA10-SD1216-2211-11092022	570-116878-70	PCB-183	14	
OA10-SD1216-2211FD-11092022	570-116878-82	PCB-183	21	-10.00
OA10-SD1620-2211-11092022	570-116878-71	PCB-183	7.1	
OA10-SD1620-2211FD-11092022	570-116878-83	PCB-183	8.7	-5.06
OA10-SD2024-2211-11092022	570-116878-72	PCB-183	5.4	
OA10-SD2024-2211FD-11092022	570-116878-84	PCB-183	1.8	25.00
OA10-SD2428-2211-11092022	570-116878-73	PCB-183	0.39	
OA10-SD2428-2211FD-11092022	570-116878-85	PCB-183	0.49	-5.68

Field ID	lab_I d	chemical_name	result	RPD
OA10-SD2832-2211-11092022	570-116878-74	PCB-183	3.2	
OA10-SD2832-2211FD-11092022	570-116878-86	PCB-183	0.18	44.67
OA10-SD3236-2211-11092022	570-116878-75	PCB-183	1.8	
OA10-SD3236-2211FD-11092022	570-116878-87	PCB-183	0.47	29.30
OA10-SD3640-2211-11092022	570-116878-76	PCB-183	0.65	
OA10-SD3640-2211FD-11092022	570-116878-88	PCB-183	<DL	200.00
OA11-SD0002-2211-11092022	570-116878-90	PCB-183	1.9	
OA11-SD0002-2211FD-11092022	570-116878-109	PCB-183	1.7	2.78
OA11-SD0204-2211-11092022	570-116878-91	PCB-183	3.5	
OA11-SD0204-2211FD-11092022	570-116878-110	PCB-183	2.9	4.69
OA11-SD0406-2211-11092022	570-116878-92	PCB-183	2.3	
OA11-SD0406-2211FD-11092022	570-116878-111	PCB-183	1.8	6.10
OA11-SD0608-2211-11092022	570-116878-93	PCB-183	2.6	
OA11-SD0608-2211FD-11092022	570-116878-112	PCB-183	6.1	-20.11
OA11-SD0812-2211-11092022	570-116878-94	PCB-183	2.9	
OA11-SD0812-2211FD-11092022	570-116878-113	PCB-183	4.2	-9.15
OA11-SD1216-2211-11092022	570-116878-95	PCB-183	3.7	
OA11-SD1216-2211FD-11092022	570-116878-114	PCB-183	4.7	-5.95
OA11-SD1620-2211-11092022	570-116878-96	PCB-183	8.0	
OA11-SD1620-2211FD-11092022	570-116878-115	PCB-183	17	-18.00
OA11-SD2024-2211-11092022	570-116878-97	PCB-183	13	
OA11-SD2024-2211FD-11092022	570-116878-116	PCB-183	13	0.00
OA11-SD2428-2211-11092022	570-116878-98	PCB-183	26	

Field ID	lab_I d	chemical_name	result	RPD
OA11-SD2428-2211FD-11092022	570-116878-117	PCB-183	26	0.00
OA11-SD2832-2211-11092022	570-116878-99	PCB-183	24	
OA11-SD2832-2211FD-11092022	570-116878-118	PCB-183	34	-8.62
OA11-SD3236-2211-11092022	570-116878-100	PCB-183	27	
OA11-SD3236-2211FD-11092022	570-116878-119	PCB-183	51	-15.38
OA11-SD3640-2211-11092022	570-116878-101	PCB-183	41	
OA11-SD3640-2211FD-11092022	570-116878-120	PCB-183	20	17.21
OA11-SD4044-2211-11092022	570-116878-102	PCB-183	59	
OA11-SD4044-2211FD-11092022	570-116878-121	PCB-183	8.3	37.67
OA11-SD4448-2211-11092022	570-116878-103	PCB-183	8.1	
OA11-SD4448-2211FD-11092022	570-116878-122	PCB-183	5.5	9.56
OA11-SD4852-2211-11092022	570-116878-104	PCB-183	4.0	
OA11-SD4852-2211FD-11092022	570-116878-123	PCB-183	5.5	-7.89
OA11-SD5256-2211-11092022	570-116878-105	PCB-183	1.3	
OA11-SD5256-2211FD-11092022	570-116878-124	PCB-183	<DL	200.00
OA11-SD5660-2211-11092022	570-116878-106	PCB-183	1.4	
OA11-SD5660-2211FD-11092022	570-116878-125	PCB-183	<DL	200.00
OA11-SD6064-2211-11092022	570-116878-107	PCB-183	<DL	
OA11-SD6064-2211FD-11092022	570-116878-126	PCB-183	2.7	200.00
OA11-SD6458-2211-11092022	570-116878-108	PCB-183	1.2	
OA11-SD6468-2211FD-11092022	570-116878-127	PCB-183	<DL	200.00
OA12-SD0002-2211-11092022	570-116878-129	PCB-183	2.7	
OA12-SD0002-2211FD-11092022	570-116878-142	PCB-183	2.2	5.10

Field ID	lab_I d	chemical_name	result	RPD
OA12-SD0204-2211-11092022	570-116878-130	PCB-183	1.4	
OA12-SD0204-2211FD-11092022	570-116878-143	PCB-183	1.5	-1.72
OA12-SD0406-2211-11092022	570-116878-131	PCB-183	3.9	
OA12-SD0406-2211FD-11092022	570-116878-144	PCB-183	1.6	20.91
OA12-SD0608-2211-11092022	570-116878-132	PCB-183	<DL	
OA12-SD0608-2211FD-11092022	570-116878-145	PCB-183	2.6	200.00
OA12-SD0812-2211-11092022	570-116878-133	PCB-183	4.0	
OA12-SD0812-2211FD-11092022	570-116878-146	PCB-183	1.8	18.97
OA12-SD1216-2211-11092022	570-116878-134	PCB-183	6.3	
OA12-SD1216-2211FD-11092022	570-116878-147	PCB-183	4.3	9.43
OA12-SD1620-2211-11092022	570-116878-135	PCB-183	3.3	
OA12-SD1620-2211FD-11092022	570-116878-148	PCB-183	3.9	-4.17
OA12-SD2024-2211-11092022	570-116878-136	PCB-183	1.1	
OA12-SD2024-2211FD-11092022	570-116878-149	PCB-183	1.7	-10.71
OA12-SD2428-2211-11092022	570-116878-137	PCB-183	<DL	
OA12-SD2428-2211FD-11092022	570-116878-150	PCB-183	0.46	200.00
OA12-SD3236-2211-11092022	570-116878-139	PCB-183	0.98	
OA12-SD3236-2211FD-11092022	570-116878-152	PCB-183	<DL	200.00
OA12-SD3640-2211-11092022	570-116878-140	PCB-183	<DL	
OA12-SD3640-2211FD-11092022	570-116878-153	PCB-183	<DL	200.00
OA07-SD0002-2211-11092022	570-116878-1	PCB-187	27	
OA07-SD0002-2211FD-11092022	570-116878-17	PCB-187	6.1	31.57
OA07-SD0204-2211-11092022	570-116878-2	PCB-187	21	

Field ID	lab_I d	chemical_name	result	RPD
OA07-SD0204-2211FD-11092022	570-116878-18	PCB-187	220	-41.29
OA07-SD0406-2211-11092022	570-116878-3	PCB-187	16	
OA07-SD0406-2211FD-11092022	570-116878-19	PCB-187	16	0.00
OA07-SD0608-2211-11092022	570-116878-4	PCB-187	100	
OA07-SD0608-2211FD-11092022	570-116878-20	PCB-187	24	30.65
OA07-SD0812-2211-11092022	570-116878-5	PCB-187	<DL	
OA07-SD0812-2211FD-11092022	570-116878-21	PCB-187	36	200.00
OA07-SD1216-2211-11092022	570-116878-6	PCB-187	110	
OA07-SD1216-2211FD-11092022	570-116878-22	PCB-187	98	2.88
OA07-SD1620-2211-11092022	570-116878-7	PCB-187	69	
OA07-SD1620-2211FD-11092022	570-116878-23	PCB-187	81	-4.00
OA07-SD2024-2211-11092022	570-116878-8	PCB-187	78	
OA07-SD2024-2211FD-11092022	570-116878-24	PCB-187	16	32.98
OA07-SD2428-2211-11092022	570-116878-9	PCB-187	2.7	
OA07-SD2428-2211FD-11092022	570-116878-25	PCB-187	6.5	-20.65
OA07-SD2832-2211-11092022	570-116878-10	PCB-187	1.0	
OA07-SD2832-2211FD-11092022	570-116878-26	PCB-187	1.8	-14.29
OA07-SD3236-2211-11092022	570-116878-11	PCB-187	0.92	
OA07-SD3236-2211FD-11092022	570-116878-27	PCB-187	1.4	-10.34
OA07-SD3640-2211-11092022	570-116878-12	PCB-187	<DL	
OA07-SD3640-2211FD-11092022	570-116878-28	PCB-187	1.9	200.00
OA07-SD4044-2211-11092022	570-116878-13	PCB-187	<DL	
OA07-SD4044-2211FD-11092022	570-116878-29	PCB-187	1.9	200.00

Field ID	lab_I d	chemical_name	result	RPD
OA07-SD4448-2211-11092022	570-116878-14	PCB-187	0.61	
OA07-SD4448-2211FD-11092022	570-116878-30	PCB-187	0.19	26.25
OA10-SD0002-2211-11092022	570-116878-65	PCB-187	4.9	
OA10-SD0002-2211FD-11092022	570-116878-77	PCB-187	3.5	8.33
OA10-SD0204-2211-11092022	570-116878-66	PCB-187	5.1	
OA10-SD0204-2211FD-11092022	570-116878-78	PCB-187	5.1	0.00
OA10-SD0406-2211-11092022	570-116878-67	PCB-187	8.8	
OA10-SD0406-2211FD-11092022	570-116878-79	PCB-187	7.6	3.66
OA10-SD0608-2211-11092022	570-116878-68	PCB-187	11	
OA10-SD0608-2211FD-11092022	570-116878-80	PCB-187	12	-2.17
OA10-SD0812-2211-11092022	570-116878-69	PCB-187	17	
OA10-SD0812-2211FD-11092022	570-116878-81	PCB-187	15	3.13
OA10-SD1216-2211-11092022	570-116878-70	PCB-187	29	
OA10-SD1216-2211FD-11092022	570-116878-82	PCB-187	49	-12.82
OA10-SD1620-2211-11092022	570-116878-71	PCB-187	14	
OA10-SD1620-2211FD-11092022	570-116878-83	PCB-187	20	-8.82
OA10-SD2024-2211-11092022	570-116878-72	PCB-187	12	
OA10-SD2024-2211FD-11092022	570-116878-84	PCB-187	3.8	25.95
OA10-SD2428-2211-11092022	570-116878-73	PCB-187	0.82	
OA10-SD2428-2211FD-11092022	570-116878-85	PCB-187	0.77	1.57
OA10-SD2832-2211-11092022	570-116878-74	PCB-187	7.0	
OA10-SD2832-2211FD-11092022	570-116878-86	PCB-187	0.26	46.42
OA10-SD3236-2211-11092022	570-116878-75	PCB-187	4.0	

Field ID	lab_I d	chemical_name	result	RPD
OA10-SD3236-2211FD-11092022	570-116878-87	PCB-187	0.91	31.47
OA10-SD3640-2211-11092022	570-116878-76	PCB-187	1.4	
OA10-SD3640-2211FD-11092022	570-116878-88	PCB-187	<DL	200.00
OA11-SD0002-2211-11092022	570-116878-90	PCB-187	4.3	
OA11-SD0002-2211FD-11092022	570-116878-109	PCB-187	5.0	-3.76
OA11-SD0204-2211-11092022	570-116878-91	PCB-187	9.5	
OA11-SD0204-2211FD-11092022	570-116878-110	PCB-187	4.8	16.43
OA11-SD0406-2211-11092022	570-116878-92	PCB-187	4.6	
OA11-SD0406-2211FD-11092022	570-116878-111	PCB-187	3.5	6.79
OA11-SD0608-2211-11092022	570-116878-93	PCB-187	5.4	
OA11-SD0608-2211FD-11092022	570-116878-112	PCB-187	14	-22.16
OA11-SD0812-2211-11092022	570-116878-94	PCB-187	5.6	
OA11-SD0812-2211FD-11092022	570-116878-113	PCB-187	7.3	-6.59
OA11-SD1216-2211-11092022	570-116878-95	PCB-187	10	
OA11-SD1216-2211FD-11092022	570-116878-114	PCB-187	12	-4.55
OA11-SD1620-2211-11092022	570-116878-96	PCB-187	17	
OA11-SD1620-2211FD-11092022	570-116878-115	PCB-187	32	-15.31
OA11-SD2024-2211-11092022	570-116878-97	PCB-187	29	
OA11-SD2024-2211FD-11092022	570-116878-116	PCB-187	26	2.73
OA11-SD2428-2211-11092022	570-116878-98	PCB-187	57	
OA11-SD2428-2211FD-11092022	570-116878-117	PCB-187	60	-1.28
OA11-SD2832-2211-11092022	570-116878-99	PCB-187	51	
OA11-SD2832-2211FD-11092022	570-116878-118	PCB-187	69	-7.50

Field ID	lab_I d	chemical_name	result	RPD
OA11-SD3236-2211-11092022	570-116878-100	PCB-187	53	
OA11-SD3236-2211FD-11092022	570-116878-119	PCB-187	97	-14.67
OA11-SD3640-2211-11092022	570-116878-101	PCB-187	85	
OA11-SD3640-2211FD-11092022	570-116878-120	PCB-187	40	18.00
OA11-SD4044-2211-11092022	570-116878-102	PCB-187	120	
OA11-SD4044-2211FD-11092022	570-116878-121	PCB-187	16	38.24
OA11-SD4448-2211-11092022	570-116878-103	PCB-187	20	
OA11-SD4448-2211FD-11092022	570-116878-122	PCB-187	13	10.61
OA11-SD4852-2211-11092022	570-116878-104	PCB-187	5.2	
OA11-SD4852-2211FD-11092022	570-116878-123	PCB-187	9.5	-14.63
OA11-SD5256-2211-11092022	570-116878-105	PCB-187	2.6	
OA11-SD5256-2211FD-11092022	570-116878-124	PCB-187	<DL	200.00
OA11-SD5660-2211-11092022	570-116878-106	PCB-187	3.3	
OA11-SD5660-2211FD-11092022	570-116878-125	PCB-187	0.61	34.40
OA11-SD6064-2211-11092022	570-116878-107	PCB-187	1.0	
OA11-SD6064-2211FD-11092022	570-116878-126	PCB-187	5.3	-34.13
OA11-SD6458-2211-11092022	570-116878-108	PCB-187	2.3	
OA11-SD6468-2211FD-11092022	570-116878-127	PCB-187	<DL	200.00
OA12-SD0002-2211-11092022	570-116878-129	PCB-187	5.3	
OA12-SD0002-2211FD-11092022	570-116878-142	PCB-187	4.7	3.00
OA12-SD0204-2211-11092022	570-116878-130	PCB-187	3.2	
OA12-SD0204-2211FD-11092022	570-116878-143	PCB-187	3.0	1.61
OA12-SD0406-2211-11092022	570-116878-131	PCB-187	9.8	

Field ID	lab_I d	chemical_name	result	RPD
OA12-SD0406-2211FD-11092022	570-116878-144	PCB-187	2.6	29.03
OA12-SD0608-2211-11092022	570-116878-132	PCB-187	4.5	
OA12-SD0608-2211FD-11092022	570-116878-145	PCB-187	5.1	-3.13
OA12-SD0812-2211-11092022	570-116878-133	PCB-187	8.9	
OA12-SD0812-2211FD-11092022	570-116878-146	PCB-187	4.0	18.99
OA12-SD1216-2211-11092022	570-116878-134	PCB-187	12	
OA12-SD1216-2211FD-11092022	570-116878-147	PCB-187	10	4.55
OA12-SD1620-2211-11092022	570-116878-135	PCB-187	6.3	
OA12-SD1620-2211FD-11092022	570-116878-148	PCB-187	7.3	-3.68
OA12-SD2024-2211-11092022	570-116878-136	PCB-187	2.0	
OA12-SD2024-2211FD-11092022	570-116878-149	PCB-187	3.8	-15.52
OA12-SD2428-2211-11092022	570-116878-137	PCB-187	<DL	
OA12-SD2428-2211FD-11092022	570-116878-150	PCB-187	1.2	200.00
OA12-SD2832-2211-11092022	570-116878-138	PCB-187	0.37	
OA12-SD2832-2211FD-11092022	570-116878-151	PCB-187	<DL	200.00
OA12-SD3236-2211-11092022	570-116878-139	PCB-187	1.5	
OA12-SD3236-2211FD-11092022	570-116878-152	PCB-187	<DL	200.00
OA11-SD6458-2211-11092022	570-116878-108	PCB-189	<DL	
OA11-SD6468-2211FD-11092022	570-116878-127	PCB-189	<DL	200.00
OA07-SD0002-2211-11092022	570-116878-1	PCB-194	18	
OA07-SD0002-2211FD-11092022	570-116878-17	PCB-194	<DL	200.00
OA07-SD0204-2211-11092022	570-116878-2	PCB-194	6.6	
OA07-SD0204-2211FD-11092022	570-116878-18	PCB-194	120	-44.79

Field ID	lab_I d	chemical_name	result	RPD
OA07-SD0406-2211-11092022	570-116878-3	PCB-194	9.0	
OA07-SD0406-2211FD-11092022	570-116878-19	PCB-194	<DL	200.00
OA07-SD0608-2211-11092022	570-116878-4	PCB-194	43	
OA07-SD0608-2211FD-11092022	570-116878-20	PCB-194	11	29.63
OA07-SD0812-2211-11092022	570-116878-5	PCB-194	57	
OA07-SD0812-2211FD-11092022	570-116878-21	PCB-194	19	25.00
OA07-SD1216-2211-11092022	570-116878-6	PCB-194	49	
OA07-SD1216-2211FD-11092022	570-116878-22	PCB-194	41	4.44
OA07-SD1620-2211-11092022	570-116878-7	PCB-194	72	
OA07-SD1620-2211FD-11092022	570-116878-23	PCB-194	35	17.29
OA07-SD2024-2211-11092022	570-116878-8	PCB-194	28	
OA07-SD2024-2211FD-11092022	570-116878-24	PCB-194	5.5	33.58
OA07-SD2428-2211-11092022	570-116878-9	PCB-194	1.1	
OA07-SD2428-2211FD-11092022	570-116878-25	PCB-194	3.1	-23.81
OA07-SD2832-2211-11092022	570-116878-10	PCB-194	<DL	
OA07-SD2832-2211FD-11092022	570-116878-26	PCB-194	1.5	200.00
OA07-SD3236-2211-11092022	570-116878-11	PCB-194	<DL	
OA07-SD3236-2211FD-11092022	570-116878-27	PCB-194	1.0	200.00
OA07-SD3640-2211-11092022	570-116878-12	PCB-194	<DL	
OA07-SD3640-2211FD-11092022	570-116878-28	PCB-194	1.5	200.00
OA07-SD4044-2211-11092022	570-116878-13	PCB-194	<DL	
OA07-SD4044-2211FD-11092022	570-116878-29	PCB-194	0.67	200.00
OA10-SD0204-2211-11092022	570-116878-66	PCB-194	2.5	

Field ID	lab_I d	chemical_name	result	RPD
OA10-SD0204-2211FD-11092022	570-116878-78	PCB-194	2.6	-0.98
OA10-SD0406-2211-11092022	570-116878-67	PCB-194	3.4	
OA10-SD0406-2211FD-11092022	570-116878-79	PCB-194	4.1	-4.67
OA10-SD0608-2211-11092022	570-116878-68	PCB-194	<DL	
OA10-SD0608-2211FD-11092022	570-116878-80	PCB-194	5.6	200.00
OA10-SD0812-2211-11092022	570-116878-69	PCB-194	7.7	
OA10-SD0812-2211FD-11092022	570-116878-81	PCB-194	5.9	6.62
OA10-SD1216-2211-11092022	570-116878-70	PCB-194	14	
OA10-SD1216-2211FD-11092022	570-116878-82	PCB-194	17	-4.84
OA10-SD1620-2211-11092022	570-116878-71	PCB-194	4.5	
OA10-SD1620-2211FD-11092022	570-116878-83	PCB-194	5.6	-5.45
OA10-SD2024-2211-11092022	570-116878-72	PCB-194	5.1	
OA10-SD2024-2211FD-11092022	570-116878-84	PCB-194	2.4	18.00
OA10-SD2832-2211-11092022	570-116878-74	PCB-194	3.2	
OA10-SD2832-2211FD-11092022	570-116878-86	PCB-194	<DL	200.00
OA10-SD3236-2211-11092022	570-116878-75	PCB-194	2.0	
OA10-SD3236-2211FD-11092022	570-116878-87	PCB-194	<DL	200.00
OA10-SD3640-2211-11092022	570-116878-76	PCB-194	0.90	
OA10-SD3640-2211FD-11092022	570-116878-88	PCB-194	<DL	200.00
OA11-SD0002-2211-11092022	570-116878-90	PCB-194	3.3	
OA11-SD0002-2211FD-11092022	570-116878-109	PCB-194	<DL	200.00
OA11-SD0204-2211-11092022	570-116878-91	PCB-194	2.9	
OA11-SD0204-2211FD-11092022	570-116878-110	PCB-194	<DL	200.00

Field ID	lab_I d	chemical_name	result	RPD
OA11-SD0406-2211-11092022	570-116878-92	PCB-194	3.0	
OA11-SD0406-2211FD-11092022	570-116878-111	PCB-194	<DL	200.00
OA11-SD0608-2211-11092022	570-116878-93	PCB-194	3.6	
OA11-SD0608-2211FD-11092022	570-116878-112	PCB-194	<DL	200.00
OA11-SD0812-2211-11092022	570-116878-94	PCB-194	4.9	
OA11-SD0812-2211FD-11092022	570-116878-113	PCB-194	<DL	200.00
OA11-SD1216-2211-11092022	570-116878-95	PCB-194	6.6	
OA11-SD1216-2211FD-11092022	570-116878-114	PCB-194	<DL	200.00
OA11-SD1620-2211-11092022	570-116878-96	PCB-194	15	
OA11-SD1620-2211FD-11092022	570-116878-115	PCB-194	14	1.72
OA11-SD2024-2211-11092022	570-116878-97	PCB-194	14	
OA11-SD2024-2211FD-11092022	570-116878-116	PCB-194	<DL	200.00
OA11-SD2428-2211-11092022	570-116878-98	PCB-194	31	
OA11-SD2428-2211FD-11092022	570-116878-117	PCB-194	46	-9.74
OA11-SD2832-2211-11092022	570-116878-99	PCB-194	49	
OA11-SD2832-2211FD-11092022	570-116878-118	PCB-194	37	6.98
OA11-SD3236-2211-11092022	570-116878-100	PCB-194	35	
OA11-SD3236-2211FD-11092022	570-116878-119	PCB-194	140	-30.00
OA11-SD3640-2211-11092022	570-116878-101	PCB-194	57	
OA11-SD3640-2211FD-11092022	570-116878-120	PCB-194	30	15.52
OA11-SD4044-2211-11092022	570-116878-102	PCB-194	44	
OA11-SD4044-2211FD-11092022	570-116878-121	PCB-194	12	28.57
OA11-SD4448-2211-11092022	570-116878-103	PCB-194	9.4	

Field ID	lab_I d	chemical_name	result	RPD
OA11-SD4448-2211FD-11092022	570-116878-122	PCB-194	8.7	1.93
OA11-SD4852-2211-11092022	570-116878-104	PCB-194	5.1	
OA11-SD4852-2211FD-11092022	570-116878-123	PCB-194	6.7	-6.78
OA11-SD5256-2211-11092022	570-116878-105	PCB-194	1.6	
OA11-SD5256-2211FD-11092022	570-116878-124	PCB-194	<DL	200.00
OA11-SD6064-2211-11092022	570-116878-107	PCB-194	<DL	
OA11-SD6064-2211FD-11092022	570-116878-126	PCB-194	2.1	200.00
OA11-SD6458-2211-11092022	570-116878-108	PCB-194	<DL	
OA11-SD6468-2211FD-11092022	570-116878-127	PCB-194	<DL	200.00
OA12-SD0406-2211-11092022	570-116878-131	PCB-194	4.0	
OA12-SD0406-2211FD-11092022	570-116878-144	PCB-194	<DL	200.00
OA12-SD0608-2211-11092022	570-116878-132	PCB-194	4.0	
OA12-SD0608-2211FD-11092022	570-116878-145	PCB-194	<DL	200.00
OA12-SD0812-2211-11092022	570-116878-133	PCB-194	7.0	
OA12-SD0812-2211FD-11092022	570-116878-146	PCB-194	<DL	200.00
OA12-SD1216-2211-11092022	570-116878-134	PCB-194	6.6	
OA12-SD1216-2211FD-11092022	570-116878-147	PCB-194	4.2	11.11
OA12-SD1620-2211-11092022	570-116878-135	PCB-194	3.4	
OA12-SD1620-2211FD-11092022	570-116878-148	PCB-194	4.5	-6.96
OA07-SD0002-2211-11092022	570-116878-1	PCB-195	5.8	
OA07-SD0002-2211FD-11092022	570-116878-17	PCB-195	<DL	200.00
OA07-SD0204-2211-11092022	570-116878-2	PCB-195	2.3	
OA07-SD0204-2211FD-11092022	570-116878-18	PCB-195	45	-45.14

Field ID	lab_I d	chemical_name	result	RPD
OA07-SD0812-2211-11092022	570-116878-5	PCB-195	<DL	
OA07-SD0812-2211FD-11092022	570-116878-21	PCB-195	9.8	200.00
OA07-SD1216-2211-11092022	570-116878-6	PCB-195	11	
OA07-SD1216-2211FD-11092022	570-116878-22	PCB-195	14	-6.00
OA10-SD0204-2211-11092022	570-116878-66	PCB-195	<DL	
OA10-SD0204-2211FD-11092022	570-116878-78	PCB-195	0.82	200.00
OA10-SD0812-2211-11092022	570-116878-69	PCB-195	1.9	
OA10-SD0812-2211FD-11092022	570-116878-81	PCB-195	<DL	200.00
OA10-SD1216-2211-11092022	570-116878-70	PCB-195	<DL	
OA10-SD1216-2211FD-11092022	570-116878-82	PCB-195	5.4	200.00
OA11-SD2428-2211-11092022	570-116878-98	PCB-195	17	
OA11-SD2428-2211FD-11092022	570-116878-117	PCB-195	36	-17.92
OA11-SD2832-2211-11092022	570-116878-99	PCB-195	15	
OA11-SD2832-2211FD-11092022	570-116878-118	PCB-195	34	-19.39
OA11-SD3236-2211-11092022	570-116878-100	PCB-195	25	
OA11-SD3236-2211FD-11092022	570-116878-119	PCB-195	72	-24.23
OA11-SD3640-2211-11092022	570-116878-101	PCB-195	29	
OA11-SD3640-2211FD-11092022	570-116878-120	PCB-195	21	8.00
OA12-SD0812-2211-11092022	570-116878-133	PCB-195	2.9	
OA12-SD0812-2211FD-11092022	570-116878-146	PCB-195	<DL	200.00
OA07-SD0002-2211-11092022	570-116878-1	PCB-201	4.0	
OA07-SD0002-2211FD-11092022	570-116878-17	PCB-201	<DL	200.00
OA07-SD0204-2211-11092022	570-116878-2	PCB-201	1.5	

Field ID	lab_I d	chemical_name	result	RPD
OA07-SD0204-2211FD-11092022	570-116878-18	PCB-201	35	-45.89
OA07-SD0406-2211-11092022	570-116878-3	PCB-201	1.9	
OA07-SD0406-2211FD-11092022	570-116878-19	PCB-201	<DL	200.00
OA07-SD0812-2211-11092022	570-116878-5	PCB-201	<DL	
OA07-SD0812-2211FD-11092022	570-116878-21	PCB-201	4.5	200.00
OA07-SD1216-2211-11092022	570-116878-6	PCB-201	11	
OA07-SD1216-2211FD-11092022	570-116878-22	PCB-201	9.7	3.14
OA07-SD1620-2211-11092022	570-116878-7	PCB-201	<DL	
OA07-SD1620-2211FD-11092022	570-116878-23	PCB-201	6.3	200.00
OA07-SD2024-2211-11092022	570-116878-8	PCB-201	5.6	
OA07-SD2024-2211FD-11092022	570-116878-24	PCB-201	1.4	30.00
OA07-SD2428-2211-11092022	570-116878-9	PCB-201	<DL	
OA07-SD2428-2211FD-11092022	570-116878-25	PCB-201	0.84	200.00
OA10-SD0406-2211-11092022	570-116878-67	PCB-201	0.84	
OA10-SD0406-2211FD-11092022	570-116878-79	PCB-201	0.64	6.76
OA10-SD0812-2211-11092022	570-116878-69	PCB-201	1.0	
OA10-SD0812-2211FD-11092022	570-116878-81	PCB-201	1.1	-2.38
OA10-SD1216-2211-11092022	570-116878-70	PCB-201	3.1	
OA10-SD1216-2211FD-11092022	570-116878-82	PCB-201	3.3	-1.56
OA10-SD1620-2211-11092022	570-116878-71	PCB-201	<DL	
OA10-SD1620-2211FD-11092022	570-116878-83	PCB-201	1.7	200.00
OA10-SD2024-2211-11092022	570-116878-72	PCB-201	1.2	
OA10-SD2024-2211FD-11092022	570-116878-84	PCB-201	<DL	200.00

Field ID	lab_I d	chemical_name	result	RPD
OA10-SD2832-2211-11092022	570-116878-74	PCB-201	0.61	
OA10-SD2832-2211FD-11092022	570-116878-86	PCB-201	<DL	200.00
OA11-SD0406-2211-11092022	570-116878-92	PCB-201	0.48	
OA11-SD0406-2211FD-11092022	570-116878-111	PCB-201	<DL	200.00
OA11-SD1216-2211-11092022	570-116878-95	PCB-201	0.84	
OA11-SD1216-2211FD-11092022	570-116878-114	PCB-201	<DL	200.00
OA11-SD1620-2211-11092022	570-116878-96	PCB-201	2.1	
OA11-SD1620-2211FD-11092022	570-116878-115	PCB-201	<DL	200.00
OA11-SD2024-2211-11092022	570-116878-97	PCB-201	3.0	
OA11-SD2024-2211FD-11092022	570-116878-116	PCB-201	<DL	200.00
OA11-SD2428-2211-11092022	570-116878-98	PCB-201	5.2	
OA11-SD2428-2211FD-11092022	570-116878-117	PCB-201	12	-19.77
OA11-SD2832-2211-11092022	570-116878-99	PCB-201	6.6	
OA11-SD2832-2211FD-11092022	570-116878-118	PCB-201	10	-10.24
OA11-SD3236-2211-11092022	570-116878-100	PCB-201	6.1	
OA11-SD3236-2211FD-11092022	570-116878-119	PCB-201	27	-31.57
OA11-SD3640-2211-11092022	570-116878-101	PCB-201	6.1	
OA11-SD3640-2211FD-11092022	570-116878-120	PCB-201	3.3	14.89
OA11-SD4044-2211-11092022	570-116878-102	PCB-201	9.2	
OA11-SD4044-2211FD-11092022	570-116878-121	PCB-201	2.5	28.63
OA11-SD4448-2211-11092022	570-116878-103	PCB-201	1.3	
OA11-SD4448-2211FD-11092022	570-116878-122	PCB-201	<DL	200.00
OA11-SD6064-2211-11092022	570-116878-107	PCB-201	<DL	

Field ID	lab_I d	chemical_name	result	RPD
OA11-SD6064-2211FD-11092022	570-116878-126	PCB-201	0.73	200.00
OA11-SD6458-2211-11092022	570-116878-108	PCB-201	<DL	
OA11-SD6468-2211FD-11092022	570-116878-127	PCB-201	<DL	200.00
OA12-SD0608-2211-11092022	570-116878-132	PCB-201	0.72	
OA12-SD0608-2211FD-11092022	570-116878-145	PCB-201	<DL	200.00
OA12-SD0812-2211-11092022	570-116878-133	PCB-201	1.3	
OA12-SD0812-2211FD-11092022	570-116878-146	PCB-201	<DL	200.00
OA12-SD1216-2211-11092022	570-116878-134	PCB-201	1.7	
OA12-SD1216-2211FD-11092022	570-116878-147	PCB-201	<DL	200.00
OA07-SD0002-2211-11092022	570-116878-1	PCB-203	18	
OA07-SD0002-2211FD-11092022	570-116878-17	PCB-203	<DL	200.00
OA07-SD0204-2211-11092022	570-116878-2	PCB-203	6.6	
OA07-SD0204-2211FD-11092022	570-116878-18	PCB-203	<DL	200.00
OA07-SD0406-2211-11092022	570-116878-3	PCB-203	15	
OA07-SD0406-2211FD-11092022	570-116878-19	PCB-203	18	-4.55
OA07-SD0608-2211-11092022	570-116878-4	PCB-203	25	
OA07-SD0608-2211FD-11092022	570-116878-20	PCB-203	6.9	28.37
OA07-SD0812-2211-11092022	570-116878-5	PCB-203	37	
OA07-SD0812-2211FD-11092022	570-116878-21	PCB-203	15	21.15
OA07-SD1216-2211-11092022	570-116878-6	PCB-203	38	
OA07-SD1216-2211FD-11092022	570-116878-22	PCB-203	34	2.78
OA07-SD1620-2211-11092022	570-116878-7	PCB-203	59	
OA07-SD1620-2211FD-11092022	570-116878-23	PCB-203	28	17.82

Field ID	lab_I d	chemical_name	result	RPD
OA07-SD2024-2211-11092022	570-116878-8	PCB-203	<DL	
OA07-SD2024-2211FD-11092022	570-116878-24	PCB-203	5.0	200.00
OA07-SD2428-2211-11092022	570-116878-9	PCB-203	1.0	
OA07-SD2428-2211FD-11092022	570-116878-25	PCB-203	2.0	-16.67
OA07-SD2832-2211-11092022	570-116878-10	PCB-203	<DL	
OA07-SD2832-2211FD-11092022	570-116878-26	PCB-203	0.65	200.00
OA07-SD3236-2211-11092022	570-116878-11	PCB-203	<DL	
OA07-SD3236-2211FD-11092022	570-116878-27	PCB-203	0.57	200.00
OA07-SD3640-2211-11092022	570-116878-12	PCB-203	<DL	
OA07-SD3640-2211FD-11092022	570-116878-28	PCB-203	0.89	200.00
OA07-SD4044-2211-11092022	570-116878-13	PCB-203	<DL	
OA07-SD4044-2211FD-11092022	570-116878-29	PCB-203	0.63	200.00
OA10-SD0002-2211-11092022	570-116878-65	PCB-203	4.8	
OA10-SD0002-2211FD-11092022	570-116878-77	PCB-203	4.4	2.17
OA10-SD0204-2211-11092022	570-116878-66	PCB-203	1.7	
OA10-SD0204-2211FD-11092022	570-116878-78	PCB-203	2.1	-5.26
OA10-SD0406-2211-11092022	570-116878-67	PCB-203	3.1	
OA10-SD0406-2211FD-11092022	570-116878-79	PCB-203	3.0	0.82
OA10-SD0608-2211-11092022	570-116878-68	PCB-203	15	
OA10-SD0608-2211FD-11092022	570-116878-80	PCB-203	3.2	32.42
OA10-SD0812-2211-11092022	570-116878-69	PCB-203	<DL	
OA10-SD0812-2211FD-11092022	570-116878-81	PCB-203	4.4	200.00
OA10-SD1216-2211-11092022	570-116878-70	PCB-203	13	

Field ID	lab_I d	chemical_name	result	RPD
OA10-SD1216-2211FD-11092022	570-116878-82	PCB-203	<DL	200.00
OA10-SD1620-2211-11092022	570-116878-71	PCB-203	7.1	
OA10-SD1620-2211FD-11092022	570-116878-83	PCB-203	5.5	6.35
OA10-SD2024-2211-11092022	570-116878-72	PCB-203	4.2	
OA10-SD2024-2211FD-11092022	570-116878-84	PCB-203	2.6	11.76
OA10-SD2428-2211-11092022	570-116878-73	PCB-203	0.40	
OA10-SD2428-2211FD-11092022	570-116878-85	PCB-203	<DL	200.00
OA10-SD2832-2211-11092022	570-116878-74	PCB-203	2.3	
OA10-SD2832-2211FD-11092022	570-116878-86	PCB-203	<DL	200.00
OA10-SD3236-2211-11092022	570-116878-75	PCB-203	1.3	
OA10-SD3236-2211FD-11092022	570-116878-87	PCB-203	<DL	200.00
OA10-SD3640-2211-11092022	570-116878-76	PCB-203	0.54	
OA10-SD3640-2211FD-11092022	570-116878-88	PCB-203	<DL	200.00
OA11-SD0002-2211-11092022	570-116878-90	PCB-203	2.8	
OA11-SD0002-2211FD-11092022	570-116878-109	PCB-203	5.7	-17.06
OA11-SD0204-2211-11092022	570-116878-91	PCB-203	<DL	
OA11-SD0204-2211FD-11092022	570-116878-110	PCB-203	6.8	200.00
OA11-SD0406-2211-11092022	570-116878-92	PCB-203	2.9	
OA11-SD0406-2211FD-11092022	570-116878-111	PCB-203	2.2	6.86
OA11-SD0608-2211-11092022	570-116878-93	PCB-203	3.8	
OA11-SD0608-2211FD-11092022	570-116878-112	PCB-203	10	-22.46
OA11-SD0812-2211-11092022	570-116878-94	PCB-203	2.8	
OA11-SD0812-2211FD-11092022	570-116878-113	PCB-203	7.6	-23.08

Field ID	lab_I d	chemical_name	result	RPD
OA11-SD1216-2211-11092022	570-116878-95	PCB-203	6.4	
OA11-SD1216-2211FD-11092022	570-116878-114	PCB-203	10	-10.98
OA11-SD1620-2211-11092022	570-116878-96	PCB-203	10	
OA11-SD1620-2211FD-11092022	570-116878-115	PCB-203	17	-12.96
OA11-SD2024-2211-11092022	570-116878-97	PCB-203	27	
OA11-SD2024-2211FD-11092022	570-116878-116	PCB-203	14	15.85
OA11-SD2428-2211-11092022	570-116878-98	PCB-203	35	
OA11-SD2428-2211FD-11092022	570-116878-117	PCB-203	46	-6.79
OA11-SD2832-2211-11092022	570-116878-99	PCB-203	34	
OA11-SD2832-2211FD-11092022	570-116878-118	PCB-203	45	-6.96
OA11-SD3236-2211-11092022	570-116878-100	PCB-203	31	
OA11-SD3236-2211FD-11092022	570-116878-119	PCB-203	77	-21.30
OA11-SD3640-2211-11092022	570-116878-101	PCB-203	44	
OA11-SD3640-2211FD-11092022	570-116878-120	PCB-203	33	7.14
OA11-SD4044-2211-11092022	570-116878-102	PCB-203	<DL	
OA11-SD4044-2211FD-11092022	570-116878-121	PCB-203	21	200.00
OA11-SD4448-2211-11092022	570-116878-103	PCB-203	9.5	
OA11-SD4448-2211FD-11092022	570-116878-122	PCB-203	11	-3.66
OA11-SD4852-2211-11092022	570-116878-104	PCB-203	2.7	
OA11-SD4852-2211FD-11092022	570-116878-123	PCB-203	8.4	-25.68
OA11-SD6064-2211-11092022	570-116878-107	PCB-203	<DL	
OA11-SD6064-2211FD-11092022	570-116878-126	PCB-203	3.2	200.00
OA11-SD6458-2211-11092022	570-116878-108	PCB-203	<DL	

Field ID	lab_I d	chemical_name	result	RPD
OA11-SD6468-2211FD-11092022	570-116878-127	PCB-203	<DL	200.00
OA12-SD0002-2211-11092022	570-116878-129	PCB-203	<DL	
OA12-SD0002-2211FD-11092022	570-116878-142	PCB-203	4.2	200.00
OA12-SD0204-2211-11092022	570-116878-130	PCB-203	2.0	
OA12-SD0204-2211FD-11092022	570-116878-143	PCB-203	0.79	21.68
OA12-SD0406-2211-11092022	570-116878-131	PCB-203	<DL	
OA12-SD0406-2211FD-11092022	570-116878-144	PCB-203	2.0	200.00
OA12-SD0608-2211-11092022	570-116878-132	PCB-203	<DL	
OA12-SD0608-2211FD-11092022	570-116878-145	PCB-203	2.5	200.00
OA12-SD0812-2211-11092022	570-116878-133	PCB-203	5.5	
OA12-SD0812-2211FD-11092022	570-116878-146	PCB-203	2.0	23.33
OA12-SD1216-2211-11092022	570-116878-134	PCB-203	7.9	
OA12-SD1216-2211FD-11092022	570-116878-147	PCB-203	5.9	7.25
OA12-SD1620-2211-11092022	570-116878-135	PCB-203	3.7	
OA12-SD1620-2211FD-11092022	570-116878-148	PCB-203	4.3	-3.75
OA12-SD2024-2211-11092022	570-116878-136	PCB-203	<DL	
OA12-SD2024-2211FD-11092022	570-116878-149	PCB-203	1.3	200.00
OA12-SD3236-2211-11092022	570-116878-139	PCB-203	0.92	
OA12-SD3236-2211FD-11092022	570-116878-152	PCB-203	<DL	200.00
OA07-SD0002-2211-11092022	570-116878-1	PCB-206	16	
OA07-SD0002-2211FD-11092022	570-116878-17	PCB-206	<DL	200.00
OA07-SD0204-2211-11092022	570-116878-2	PCB-206	3.8	
OA07-SD0204-2211FD-11092022	570-116878-18	PCB-206	68	-44.71

Field ID	lab_I d	chemical_name	result	RPD
OA07-SD0406-2211-11092022	570-116878-3	PCB-206	9.1	
OA07-SD0406-2211FD-11092022	570-116878-19	PCB-206	<DL	200.00
OA07-SD0608-2211-11092022	570-116878-4	PCB-206	16	
OA07-SD0608-2211FD-11092022	570-116878-20	PCB-206	5.7	23.73
OA07-SD0812-2211-11092022	570-116878-5	PCB-206	23	
OA07-SD0812-2211FD-11092022	570-116878-21	PCB-206	8.7	22.56
OA07-SD1216-2211-11092022	570-116878-6	PCB-206	26	
OA07-SD1216-2211FD-11092022	570-116878-22	PCB-206	24	2.00
OA07-SD1620-2211-11092022	570-116878-7	PCB-206	38	
OA07-SD1620-2211FD-11092022	570-116878-23	PCB-206	22	13.33
OA07-SD2024-2211-11092022	570-116878-8	PCB-206	15	
OA07-SD2024-2211FD-11092022	570-116878-24	PCB-206	4.7	26.14
OA07-SD2428-2211-11092022	570-116878-9	PCB-206	1.1	
OA07-SD2428-2211FD-11092022	570-116878-25	PCB-206	1.4	-6.00
OA07-SD3236-2211-11092022	570-116878-11	PCB-206	<DL	
OA07-SD3236-2211FD-11092022	570-116878-27	PCB-206	0.88	200.00
OA07-SD3640-2211-11092022	570-116878-12	PCB-206	1.1	
OA07-SD3640-2211FD-11092022	570-116878-28	PCB-206	<DL	200.00
OA07-SD4044-2211-11092022	570-116878-13	PCB-206	<DL	
OA07-SD4044-2211FD-11092022	570-116878-29	PCB-206	0.64	200.00
OA10-SD0204-2211-11092022	570-116878-66	PCB-206	2.6	
OA10-SD0204-2211FD-11092022	570-116878-78	PCB-206	1.8	9.09
OA10-SD0406-2211-11092022	570-116878-67	PCB-206	3.1	

Field ID	lab_I d	chemical_name	result	RPD
OA10-SD0406-2211FD-11092022	570-116878-79	PCB-206	3.2	-0.79
OA10-SD0608-2211-11092022	570-116878-68	PCB-206	<DL	
OA10-SD0608-2211FD-11092022	570-116878-80	PCB-206	3.0	200.00
OA10-SD0812-2211-11092022	570-116878-69	PCB-206	4.2	
OA10-SD0812-2211FD-11092022	570-116878-81	PCB-206	3.2	6.76
OA10-SD1216-2211-11092022	570-116878-70	PCB-206	9.4	
OA10-SD1216-2211FD-11092022	570-116878-82	PCB-206	9.0	1.09
OA10-SD1620-2211-11092022	570-116878-71	PCB-206	5.1	
OA10-SD1620-2211FD-11092022	570-116878-83	PCB-206	4.8	1.52
OA10-SD2024-2211-11092022	570-116878-72	PCB-206	1.9	
OA10-SD2024-2211FD-11092022	570-116878-84	PCB-206	1.5	5.88
OA10-SD2832-2211-11092022	570-116878-74	PCB-206	2.4	
OA10-SD2832-2211FD-11092022	570-116878-86	PCB-206	<DL	200.00
OA10-SD3236-2211-11092022	570-116878-75	PCB-206	1.0	
OA10-SD3236-2211FD-11092022	570-116878-87	PCB-206	<DL	200.00
OA11-SD0002-2211-11092022	570-116878-90	PCB-206	1.6	
OA11-SD0002-2211FD-11092022	570-116878-109	PCB-206	<DL	200.00
OA11-SD0406-2211-11092022	570-116878-92	PCB-206	2.1	
OA11-SD0406-2211FD-11092022	570-116878-111	PCB-206	<DL	200.00
OA11-SD0608-2211-11092022	570-116878-93	PCB-206	3.4	
OA11-SD0608-2211FD-11092022	570-116878-112	PCB-206	5.5	-11.80
OA11-SD0812-2211-11092022	570-116878-94	PCB-206	2.9	
OA11-SD0812-2211FD-11092022	570-116878-113	PCB-206	3.7	-6.06

Field ID	lab_I d	chemical_name	result	RPD
OA11-SD1216-2211-11092022	570-116878-95	PCB-206	4.1	
OA11-SD1216-2211FD-11092022	570-116878-114	PCB-206	<DL	200.00
OA11-SD1620-2211-11092022	570-116878-96	PCB-206	3.4	
OA11-SD1620-2211FD-11092022	570-116878-115	PCB-206	8.9	-22.36
OA11-SD2024-2211-11092022	570-116878-97	PCB-206	25	
OA11-SD2024-2211FD-11092022	570-116878-116	PCB-206	<DL	200.00
OA11-SD2428-2211-11092022	570-116878-98	PCB-206	17	
OA11-SD2428-2211FD-11092022	570-116878-117	PCB-206	27	-11.36
OA11-SD2832-2211-11092022	570-116878-99	PCB-206	26	
OA11-SD2832-2211FD-11092022	570-116878-118	PCB-206	22	4.17
OA11-SD3236-2211-11092022	570-116878-100	PCB-206	22	
OA11-SD3236-2211FD-11092022	570-116878-119	PCB-206	57	-22.15
OA11-SD3640-2211-11092022	570-116878-101	PCB-206	29	
OA11-SD3640-2211FD-11092022	570-116878-120	PCB-206	13	19.05
OA11-SD4044-2211-11092022	570-116878-102	PCB-206	20	
OA11-SD4044-2211FD-11092022	570-116878-121	PCB-206	6.4	25.76
OA11-SD4448-2211-11092022	570-116878-103	PCB-206	6.6	
OA11-SD4448-2211FD-11092022	570-116878-122	PCB-206	<DL	200.00
OA11-SD4852-2211-11092022	570-116878-104	PCB-206	3.4	
OA11-SD4852-2211FD-11092022	570-116878-123	PCB-206	<DL	200.00
OA11-SD5256-2211-11092022	570-116878-105	PCB-206	0.70	
OA11-SD5256-2211FD-11092022	570-116878-124	PCB-206	<DL	200.00
OA11-SD6064-2211-11092022	570-116878-107	PCB-206	<DL	

Field ID	lab_I d	chemical_name	result	RPD
OA11-SD6064-2211FD-11092022	570-116878-126	PCB-206	2.1	200.00
OA11-SD6458-2211-11092022	570-116878-108	PCB-206	<DL	
OA11-SD6468-2211FD-11092022	570-116878-127	PCB-206	<DL	200.00
OA12-SD0204-2211-11092022	570-116878-130	PCB-206	1.3	
OA12-SD0204-2211FD-11092022	570-116878-143	PCB-206	1.3	0.00
OA12-SD0406-2211-11092022	570-116878-131	PCB-206	2.6	
OA12-SD0406-2211FD-11092022	570-116878-144	PCB-206	<DL	200.00
OA12-SD0608-2211-11092022	570-116878-132	PCB-206	2.1	
OA12-SD0608-2211FD-11092022	570-116878-145	PCB-206	2.7	-6.25
OA12-SD0812-2211-11092022	570-116878-133	PCB-206	3.4	
OA12-SD0812-2211FD-11092022	570-116878-146	PCB-206	<DL	200.00
OA12-SD1216-2211-11092022	570-116878-134	PCB-206	5.8	
OA12-SD1216-2211FD-11092022	570-116878-147	PCB-206	5.5	1.33
OA12-SD1620-2211-11092022	570-116878-135	PCB-206	2.7	
OA12-SD1620-2211FD-11092022	570-116878-148	PCB-206	3.1	-3.45
OA12-SD3236-2211-11092022	570-116878-139	PCB-206	0.69	
OA12-SD3236-2211FD-11092022	570-116878-152	PCB-206	<DL	200.00
OA07-SD0002-2211-11092022	570-116878-1	PCB-28	23	
OA07-SD0002-2211FD-11092022	570-116878-17	PCB-28	9.6	20.55
OA07-SD0204-2211-11092022	570-116878-2	PCB-28	25	
OA07-SD0204-2211FD-11092022	570-116878-18	PCB-28	19	6.82
OA07-SD0406-2211-11092022	570-116878-3	PCB-28	46	
OA07-SD0406-2211FD-11092022	570-116878-19	PCB-28	34	7.50

Field ID	lab_I d	chemical_name	result	RPD
OA07-SD0608-2211-11092022	570-116878-4	PCB-28	180	
OA07-SD0608-2211FD-11092022	570-116878-20	PCB-28	41	31.45
OA07-SD0812-2211-11092022	570-116878-5	PCB-28	270	
OA07-SD0812-2211FD-11092022	570-116878-21	PCB-28	60	31.82
OA07-SD1216-2211-11092022	570-116878-6	PCB-28	150	
OA07-SD1216-2211FD-11092022	570-116878-22	PCB-28	180	-4.55
OA07-SD1620-2211-11092022	570-116878-7	PCB-28	120	
OA07-SD1620-2211FD-11092022	570-116878-23	PCB-28	110	2.17
OA07-SD2024-2211-11092022	570-116878-8	PCB-28	83	
OA07-SD2024-2211FD-11092022	570-116878-24	PCB-28	28	24.77
OA07-SD2428-2211-11092022	570-116878-9	PCB-28	5.1	
OA07-SD2428-2211FD-11092022	570-116878-25	PCB-28	10	-16.23
OA07-SD2832-2211-11092022	570-116878-10	PCB-28	1.8	
OA07-SD2832-2211FD-11092022	570-116878-26	PCB-28	4.2	-20.00
OA07-SD3236-2211-11092022	570-116878-11	PCB-28	1.2	
OA07-SD3236-2211FD-11092022	570-116878-27	PCB-28	2.7	-19.23
OA07-SD3640-2211-11092022	570-116878-12	PCB-28	0.42	
OA07-SD3640-2211FD-11092022	570-116878-28	PCB-28	3.0	-37.72
OA07-SD4044-2211-11092022	570-116878-13	PCB-28	<DL	
OA07-SD4044-2211FD-11092022	570-116878-29	PCB-28	3.5	200.00
OA07-SD4448-2211-11092022	570-116878-14	PCB-28	1.7	
OA07-SD4448-2211FD-11092022	570-116878-30	PCB-28	0.28	35.86
OA10-SD0002-2211-11092022	570-116878-65	PCB-28	7.0	

Field ID	lab_I d	chemical_name	result	RPD
OA10-SD0002-2211FD-11092022	570-116878-77	PCB-28	7.0	0.00
OA10-SD0204-2211-11092022	570-116878-66	PCB-28	5.3	
OA10-SD0204-2211FD-11092022	570-116878-78	PCB-28	6.5	-5.08
OA10-SD0406-2211-11092022	570-116878-67	PCB-28	7.2	
OA10-SD0406-2211FD-11092022	570-116878-79	PCB-28	8.7	-4.72
OA10-SD0608-2211-11092022	570-116878-68	PCB-28	14	
OA10-SD0608-2211FD-11092022	570-116878-80	PCB-28	16	-3.33
OA10-SD0812-2211-11092022	570-116878-69	PCB-28	20	
OA10-SD0812-2211FD-11092022	570-116878-81	PCB-28	17	4.05
OA10-SD1216-2211-11092022	570-116878-70	PCB-28	49	
OA10-SD1216-2211FD-11092022	570-116878-82	PCB-28	59	-4.63
OA10-SD1620-2211-11092022	570-116878-71	PCB-28	24	
OA10-SD1620-2211FD-11092022	570-116878-83	PCB-28	34	-8.62
OA10-SD2024-2211-11092022	570-116878-72	PCB-28	32	
OA10-SD2024-2211FD-11092022	570-116878-84	PCB-28	9.6	26.92
OA10-SD2428-2211-11092022	570-116878-73	PCB-28	1.3	
OA10-SD2428-2211FD-11092022	570-116878-85	PCB-28	1.8	-8.06
OA10-SD2832-2211-11092022	570-116878-74	PCB-28	7.2	
OA10-SD2832-2211FD-11092022	570-116878-86	PCB-28	0.48	43.75
OA10-SD3236-2211-11092022	570-116878-75	PCB-28	5.2	
OA10-SD3236-2211FD-11092022	570-116878-87	PCB-28	2.4	18.42
OA10-SD3640-2211-11092022	570-116878-76	PCB-28	2.7	
OA10-SD3640-2211FD-11092022	570-116878-88	PCB-28	<DL	200.00

Field ID	lab_I d	chemical_name	result	RPD
OA11-SD0002-2211-11092022	570-116878-90	PCB-28	8.3	
OA11-SD0002-2211FD-11092022	570-116878-109	PCB-28	11	-6.99
OA11-SD0204-2211-11092022	570-116878-91	PCB-28	11	
OA11-SD0204-2211FD-11092022	570-116878-110	PCB-28	16	-9.26
OA11-SD0406-2211-11092022	570-116878-92	PCB-28	12	
OA11-SD0406-2211FD-11092022	570-116878-111	PCB-28	12	0.00
OA11-SD0608-2211-11092022	570-116878-93	PCB-28	13	
OA11-SD0608-2211FD-11092022	570-116878-112	PCB-28	40	-25.47
OA11-SD0812-2211-11092022	570-116878-94	PCB-28	14	
OA11-SD0812-2211FD-11092022	570-116878-113	PCB-28	17	-4.84
OA11-SD1216-2211-11092022	570-116878-95	PCB-28	29	
OA11-SD1216-2211FD-11092022	570-116878-114	PCB-28	26	2.73
OA11-SD1620-2211-11092022	570-116878-96	PCB-28	94	
OA11-SD1620-2211FD-11092022	570-116878-115	PCB-28	27	27.69
OA11-SD2024-2211-11092022	570-116878-97	PCB-28	240	
OA11-SD2024-2211FD-11092022	570-116878-116	PCB-28	31	38.56
OA11-SD2428-2211-11092022	570-116878-98	PCB-28	380	
OA11-SD2428-2211FD-11092022	570-116878-117	PCB-28	130	24.51
OA11-SD2832-2211-11092022	570-116878-99	PCB-28	270	
OA11-SD2832-2211FD-11092022	570-116878-118	PCB-28	220	5.10
OA11-SD3236-2211-11092022	570-116878-100	PCB-28	170	
OA11-SD3236-2211FD-11092022	570-116878-119	PCB-28	270	-11.36
OA11-SD3640-2211-11092022	570-116878-101	PCB-28	150	

Field ID	lab_I d	chemical_name	result	RPD
OA11-SD3640-2211FD-11092022	570-116878-120	PCB-28	160	-1.61
OA11-SD4044-2211-11092022	570-116878-102	PCB-28	100	
OA11-SD4044-2211FD-11092022	570-116878-121	PCB-28	24	30.65
OA11-SD4448-2211-11092022	570-116878-103	PCB-28	15	
OA11-SD4448-2211FD-11092022	570-116878-122	PCB-28	22	-9.46
OA11-SD4852-2211-11092022	570-116878-104	PCB-28	12	
OA11-SD4852-2211FD-11092022	570-116878-123	PCB-28	32	-22.73
OA11-SD5256-2211-11092022	570-116878-105	PCB-28	8.9	
OA11-SD5256-2211FD-11092022	570-116878-124	PCB-28	1.7	33.96
OA11-SD5660-2211-11092022	570-116878-106	PCB-28	6.7	
OA11-SD5660-2211FD-11092022	570-116878-125	PCB-28	1.4	32.72
OA11-SD6064-2211-11092022	570-116878-107	PCB-28	2.0	
OA11-SD6064-2211FD-11092022	570-116878-126	PCB-28	21	-41.30
OA11-SD6458-2211-11092022	570-116878-108	PCB-28	2.1	
OA11-SD6468-2211FD-11092022	570-116878-127	PCB-28	<DL	200.00
OA12-SD0002-2211-11092022	570-116878-129	PCB-28	5.0	
OA12-SD0002-2211FD-11092022	570-116878-142	PCB-28	6.2	-5.36
OA12-SD0204-2211-11092022	570-116878-130	PCB-28	5.1	
OA12-SD0204-2211FD-11092022	570-116878-143	PCB-28	4.8	1.52
OA12-SD0406-2211-11092022	570-116878-131	PCB-28	9.6	
OA12-SD0406-2211FD-11092022	570-116878-144	PCB-28	5.4	14.00
OA12-SD0608-2211-11092022	570-116878-132	PCB-28	<DL	
OA12-SD0608-2211FD-11092022	570-116878-145	PCB-28	10	200.00

Field ID	lab_I d	chemical_name	result	RPD
OA12-SD0812-2211-11092022	570-116878-133	PCB-28	19	
OA12-SD0812-2211FD-11092022	570-116878-146	PCB-28	7.6	21.43
OA12-SD1216-2211-11092022	570-116878-134	PCB-28	30	
OA12-SD1216-2211FD-11092022	570-116878-147	PCB-28	18	12.50
OA12-SD1620-2211-11092022	570-116878-135	PCB-28	13	
OA12-SD1620-2211FD-11092022	570-116878-148	PCB-28	17	-6.67
OA12-SD2024-2211-11092022	570-116878-136	PCB-28	4.3	
OA12-SD2024-2211FD-11092022	570-116878-149	PCB-28	6.2	-9.05
OA12-SD2428-2211-11092022	570-116878-137	PCB-28	0.97	
OA12-SD2428-2211FD-11092022	570-116878-150	PCB-28	3.2	-26.74
OA12-SD2832-2211-11092022	570-116878-138	PCB-28	1.1	
OA12-SD2832-2211FD-11092022	570-116878-151	PCB-28	<DL	200.00
OA12-SD3236-2211-11092022	570-116878-139	PCB-28	4.3	
OA12-SD3236-2211FD-11092022	570-116878-152	PCB-28	<DL	200.00
OA07-SD0002-2211-11092022	570-116878-1	PCB-31	13	
OA07-SD0002-2211FD-11092022	570-116878-17	PCB-31	7.9	12.20
OA07-SD0204-2211-11092022	570-116878-2	PCB-31	21	
OA07-SD0204-2211FD-11092022	570-116878-18	PCB-31	20	1.22
OA07-SD0406-2211-11092022	570-116878-3	PCB-31	63	
OA07-SD0406-2211FD-11092022	570-116878-19	PCB-31	34	14.95
OA07-SD0608-2211-11092022	570-116878-4	PCB-31	140	
OA07-SD0608-2211FD-11092022	570-116878-20	PCB-31	29	32.84
OA07-SD0812-2211-11092022	570-116878-5	PCB-31	230	

Field ID	lab_I d	chemical_name	result	RPD
OA07-SD0812-2211FD-11092022	570-116878-21	PCB-31	40	35.19
OA07-SD1216-2211-11092022	570-116878-6	PCB-31	130	
OA07-SD1216-2211FD-11092022	570-116878-22	PCB-31	140	-1.85
OA07-SD1620-2211-11092022	570-116878-7	PCB-31	230	
OA07-SD1620-2211FD-11092022	570-116878-23	PCB-31	98	20.12
OA07-SD2024-2211-11092022	570-116878-8	PCB-31	78	
OA07-SD2024-2211FD-11092022	570-116878-24	PCB-31	19	30.41
OA07-SD2428-2211-11092022	570-116878-9	PCB-31	2.6	
OA07-SD2428-2211FD-11092022	570-116878-25	PCB-31	7.4	-24.00
OA07-SD2832-2211-11092022	570-116878-10	PCB-31	1.2	
OA07-SD2832-2211FD-11092022	570-116878-26	PCB-31	3.7	-25.51
OA07-SD3236-2211-11092022	570-116878-11	PCB-31	0.48	
OA07-SD3236-2211FD-11092022	570-116878-27	PCB-31	1.4	-24.47
OA07-SD3640-2211-11092022	570-116878-12	PCB-31	0.18	
OA07-SD3640-2211FD-11092022	570-116878-28	PCB-31	1.5	-39.29
OA07-SD4044-2211-11092022	570-116878-13	PCB-31	<DL	
OA07-SD4044-2211FD-11092022	570-116878-29	PCB-31	1.4	200.00
OA07-SD4448-2211-11092022	570-116878-14	PCB-31	1.3	
OA07-SD4448-2211FD-11092022	570-116878-30	PCB-31	<DL	200.00
OA10-SD0002-2211-11092022	570-116878-65	PCB-31	7.6	
OA10-SD0002-2211FD-11092022	570-116878-77	PCB-31	5.3	8.91
OA10-SD0204-2211-11092022	570-116878-66	PCB-31	3.7	
OA10-SD0204-2211FD-11092022	570-116878-78	PCB-31	4.7	-5.95

Field ID	lab_I d	chemical_name	result	RPD
OA10-SD0406-2211-11092022	570-116878-67	PCB-31	5.9	
OA10-SD0406-2211FD-11092022	570-116878-79	PCB-31	5.5	1.75
OA10-SD0608-2211-11092022	570-116878-68	PCB-31	16	
OA10-SD0608-2211FD-11092022	570-116878-80	PCB-31	9.4	12.99
OA10-SD0812-2211-11092022	570-116878-69	PCB-31	15	
OA10-SD0812-2211FD-11092022	570-116878-81	PCB-31	11	7.69
OA10-SD1216-2211-11092022	570-116878-70	PCB-31	29	
OA10-SD1216-2211FD-11092022	570-116878-82	PCB-31	55	-15.48
OA10-SD1620-2211-11092022	570-116878-71	PCB-31	18	
OA10-SD1620-2211FD-11092022	570-116878-83	PCB-31	23	-6.10
OA10-SD2024-2211-11092022	570-116878-72	PCB-31	30	
OA10-SD2024-2211FD-11092022	570-116878-84	PCB-31	6.3	32.64
OA10-SD2428-2211-11092022	570-116878-73	PCB-31	0.62	
OA10-SD2428-2211FD-11092022	570-116878-85	PCB-31	0.86	-8.11
OA10-SD2832-2211-11092022	570-116878-74	PCB-31	4.7	
OA10-SD2832-2211FD-11092022	570-116878-86	PCB-31	<DL	200.00
OA10-SD3236-2211-11092022	570-116878-75	PCB-31	3.4	
OA10-SD3236-2211FD-11092022	570-116878-87	PCB-31	1.1	25.56
OA10-SD3640-2211-11092022	570-116878-76	PCB-31	1.6	
OA10-SD3640-2211FD-11092022	570-116878-88	PCB-31	<DL	200.00
OA11-SD0002-2211-11092022	570-116878-90	PCB-31	7.4	
OA11-SD0002-2211FD-11092022	570-116878-109	PCB-31	14	-15.42
OA11-SD0204-2211-11092022	570-116878-91	PCB-31	11	

Field ID	lab_I d	chemical_name	result	RPD
OA11-SD0204-2211FD-11092022	570-116878-110	PCB-31	21	-15.63
OA11-SD0406-2211-11092022	570-116878-92	PCB-31	9.2	
OA11-SD0406-2211FD-11092022	570-116878-111	PCB-31	14	-10.34
OA11-SD0608-2211-11092022	570-116878-93	PCB-31	13	
OA11-SD0608-2211FD-11092022	570-116878-112	PCB-31	29	-19.05
OA11-SD0812-2211-11092022	570-116878-94	PCB-31	13	
OA11-SD0812-2211FD-11092022	570-116878-113	PCB-31	23	-13.89
OA11-SD1216-2211-11092022	570-116878-95	PCB-31	22	
OA11-SD1216-2211FD-11092022	570-116878-114	PCB-31	28	-6.00
OA11-SD1620-2211-11092022	570-116878-96	PCB-31	91	
OA11-SD1620-2211FD-11092022	570-116878-115	PCB-31	59	10.67
OA11-SD2024-2211-11092022	570-116878-97	PCB-31	290	
OA11-SD2024-2211FD-11092022	570-116878-116	PCB-31	52	34.80
OA11-SD2428-2211-11092022	570-116878-98	PCB-31	450	
OA11-SD2428-2211FD-11092022	570-116878-117	PCB-31	210	18.18
OA11-SD2832-2211-11092022	570-116878-99	PCB-31	230	
OA11-SD2832-2211FD-11092022	570-116878-118	PCB-31	300	-6.60
OA11-SD3236-2211-11092022	570-116878-100	PCB-31	220	
OA11-SD3236-2211FD-11092022	570-116878-119	PCB-31	470	-18.12
OA11-SD3640-2211-11092022	570-116878-101	PCB-31	170	
OA11-SD3640-2211FD-11092022	570-116878-120	PCB-31	250	-9.52
OA11-SD4044-2211-11092022	570-116878-102	PCB-31	130	
OA11-SD4044-2211FD-11092022	570-116878-121	PCB-31	44	24.71

Field ID	lab_I d	chemical_name	result	RPD
OA11-SD4448-2211-11092022	570-116878-103	PCB-31	9.6	
OA11-SD4448-2211FD-11092022	570-116878-122	PCB-31	30	-25.76
OA11-SD4852-2211-11092022	570-116878-104	PCB-31	16	
OA11-SD4852-2211FD-11092022	570-116878-123	PCB-31	47	-24.60
OA11-SD5256-2211-11092022	570-116878-105	PCB-31	11	
OA11-SD5256-2211FD-11092022	570-116878-124	PCB-31	2.6	30.88
OA11-SD5660-2211-11092022	570-116878-106	PCB-31	12	
OA11-SD5660-2211FD-11092022	570-116878-125	PCB-31	1.3	40.23
OA11-SD6064-2211-11092022	570-116878-107	PCB-31	3.7	
OA11-SD6064-2211FD-11092022	570-116878-126	PCB-31	17	-32.13
OA11-SD6458-2211-11092022	570-116878-108	PCB-31	3.2	
OA11-SD6468-2211FD-11092022	570-116878-127	PCB-31	<DL	200.00
OA12-SD0002-2211-11092022	570-116878-129	PCB-31	5.3	
OA12-SD0002-2211FD-11092022	570-116878-142	PCB-31	6.1	-3.51
OA12-SD0204-2211-11092022	570-116878-130	PCB-31	2.5	
OA12-SD0204-2211FD-11092022	570-116878-143	PCB-31	2.6	-0.98
OA12-SD0406-2211-11092022	570-116878-131	PCB-31	7.8	
OA12-SD0406-2211FD-11092022	570-116878-144	PCB-31	2.6	25.00
OA12-SD0608-2211-11092022	570-116878-132	PCB-31	13	
OA12-SD0608-2211FD-11092022	570-116878-145	PCB-31	6.8	15.66
OA12-SD0812-2211-11092022	570-116878-133	PCB-31	12	
OA12-SD0812-2211FD-11092022	570-116878-146	PCB-31	4.4	23.17
OA12-SD1216-2211-11092022	570-116878-134	PCB-31	21	

Field ID	lab_I d	chemical_name	result	RPD
OA12-SD1216-2211FD-11092022	570-116878-147	PCB-31	11	15.63
OA12-SD1620-2211-11092022	570-116878-135	PCB-31	8.7	
OA12-SD1620-2211FD-11092022	570-116878-148	PCB-31	10	-3.48
OA12-SD2024-2211-11092022	570-116878-136	PCB-31	2.4	
OA12-SD2024-2211FD-11092022	570-116878-149	PCB-31	4.1	-13.08
OA12-SD2428-2211-11092022	570-116878-137	PCB-31	<DL	
OA12-SD2428-2211FD-11092022	570-116878-150	PCB-31	1.9	200.00
OA12-SD3236-2211-11092022	570-116878-139	PCB-31	3.3	
OA12-SD3236-2211FD-11092022	570-116878-152	PCB-31	<DL	200.00
OA07-SD0002-2211-11092022	570-116878-1	PCB-37	3.4	
OA07-SD0002-2211FD-11092022	570-116878-17	PCB-37	<DL	200.00
OA07-SD0608-2211-11092022	570-116878-4	PCB-37	<DL	
OA07-SD0608-2211FD-11092022	570-116878-20	PCB-37	8.1	200.00
OA07-SD1216-2211-11092022	570-116878-6	PCB-37	33	
OA07-SD1216-2211FD-11092022	570-116878-22	PCB-37	43	-6.58
OA07-SD1620-2211-11092022	570-116878-7	PCB-37	<DL	
OA07-SD1620-2211FD-11092022	570-116878-23	PCB-37	27	200.00
OA07-SD2024-2211-11092022	570-116878-8	PCB-37	<DL	
OA07-SD2024-2211FD-11092022	570-116878-24	PCB-37	8.9	200.00
OA07-SD2832-2211-11092022	570-116878-10	PCB-37	<DL	
OA07-SD2832-2211FD-11092022	570-116878-26	PCB-37	1.0	200.00
OA10-SD1620-2211-11092022	570-116878-71	PCB-37	<DL	
OA10-SD1620-2211FD-11092022	570-116878-83	PCB-37	5.1	200.00

Field ID	lab_I d	chemical_name	result	RPD
OA11-SD0204-2211-11092022	570-116878-91	PCB-37	<DL	
OA11-SD0204-2211FD-11092022	570-116878-110	PCB-37	6.4	200.00
OA11-SD0406-2211-11092022	570-116878-92	PCB-37	2.5	
OA11-SD0406-2211FD-11092022	570-116878-111	PCB-37	<DL	200.00
OA11-SD0812-2211-11092022	570-116878-94	PCB-37	<DL	
OA11-SD0812-2211FD-11092022	570-116878-113	PCB-37	2.7	200.00
OA11-SD1620-2211-11092022	570-116878-96	PCB-37	51	
OA11-SD1620-2211FD-11092022	570-116878-115	PCB-37	26	16.23
OA11-SD2024-2211-11092022	570-116878-97	PCB-37	100	
OA11-SD2024-2211FD-11092022	570-116878-116	PCB-37	9.7	41.16
OA11-SD2428-2211-11092022	570-116878-98	PCB-37	100	
OA11-SD2428-2211FD-11092022	570-116878-117	PCB-37	19	34.03
OA11-SD2832-2211-11092022	570-116878-99	PCB-37	61	
OA11-SD2832-2211FD-11092022	570-116878-118	PCB-37	79	-6.43
OA11-SD3236-2211-11092022	570-116878-100	PCB-37	53	
OA11-SD3236-2211FD-11092022	570-116878-119	PCB-37	71	-7.26
OA11-SD3640-2211-11092022	570-116878-101	PCB-37	65	
OA11-SD3640-2211FD-11092022	570-116878-120	PCB-37	48	7.52
OA11-SD4852-2211-11092022	570-116878-104	PCB-37	<DL	
OA11-SD4852-2211FD-11092022	570-116878-123	PCB-37	9.7	200.00
OA11-SD5256-2211-11092022	570-116878-105	PCB-37	4.8	
OA11-SD5256-2211FD-11092022	570-116878-124	PCB-37	<DL	200.00
OA11-SD5660-2211-11092022	570-116878-106	PCB-37	2.5	

Field ID	lab_I d	chemical_name	result	RPD
OA11-SD5660-2211FD-11092022	570-116878-125	PCB-37	<DL	200.00
OA11-SD6064-2211-11092022	570-116878-107	PCB-37	0.68	
OA11-SD6064-2211FD-11092022	570-116878-126	PCB-37	4.6	-37.12
OA11-SD6458-2211-11092022	570-116878-108	PCB-37	<DL	
OA11-SD6468-2211FD-11092022	570-116878-127	PCB-37	<DL	200.00
OA12-SD2832-2211-11092022	570-116878-138	PCB-37	<DL	
OA12-SD2832-2211FD-11092022	570-116878-151	PCB-37	0.35	200.00
OA07-SD0002-2211-11092022	570-116878-1	PCB-44	32	
OA07-SD0002-2211FD-11092022	570-116878-17	PCB-44	18	14.00
OA07-SD0204-2211-11092022	570-116878-2	PCB-44	39	
OA07-SD0204-2211FD-11092022	570-116878-18	PCB-44	31	5.71
OA07-SD0406-2211-11092022	570-116878-3	PCB-44	71	
OA07-SD0406-2211FD-11092022	570-116878-19	PCB-44	67	1.45
OA07-SD0608-2211-11092022	570-116878-4	PCB-44	320	
OA07-SD0608-2211FD-11092022	570-116878-20	PCB-44	63	33.55
OA07-SD0812-2211-11092022	570-116878-5	PCB-44	500	
OA07-SD0812-2211FD-11092022	570-116878-21	PCB-44	100	33.33
OA07-SD1216-2211-11092022	570-116878-6	PCB-44	260	
OA07-SD1216-2211FD-11092022	570-116878-22	PCB-44	270	-0.94
OA07-SD1620-2211-11092022	570-116878-7	PCB-44	190	
OA07-SD1620-2211FD-11092022	570-116878-23	PCB-44	190	0.00
OA07-SD2024-2211-11092022	570-116878-8	PCB-44	140	
OA07-SD2024-2211FD-11092022	570-116878-24	PCB-44	37	29.10

Field ID	lab_I d	chemical_name	result	RPD
OA07-SD2428-2211-11092022	570-116878-9	PCB-44	4.2	
OA07-SD2428-2211FD-11092022	570-116878-25	PCB-44	16	-29.21
OA07-SD2832-2211-11092022	570-116878-10	PCB-44	2.5	
OA07-SD2832-2211FD-11092022	570-116878-26	PCB-44	4.8	-15.75
OA07-SD3236-2211-11092022	570-116878-11	PCB-44	1.6	
OA07-SD3236-2211FD-11092022	570-116878-27	PCB-44	3.7	-19.81
OA07-SD3640-2211-11092022	570-116878-12	PCB-44	0.63	
OA07-SD3640-2211FD-11092022	570-116878-28	PCB-44	4.2	-36.96
OA07-SD4044-2211-11092022	570-116878-13	PCB-44	0.25	
OA07-SD4044-2211FD-11092022	570-116878-29	PCB-44	4.7	-44.95
OA07-SD4448-2211-11092022	570-116878-14	PCB-44	2.3	
OA07-SD4448-2211FD-11092022	570-116878-30	PCB-44	0.67	27.44
OA10-SD0002-2211-11092022	570-116878-65	PCB-44	13	
OA10-SD0002-2211FD-11092022	570-116878-77	PCB-44	7.8	12.50
OA10-SD0204-2211-11092022	570-116878-66	PCB-44	7.9	
OA10-SD0204-2211FD-11092022	570-116878-78	PCB-44	9.1	-3.53
OA10-SD0406-2211-11092022	570-116878-67	PCB-44	14	
OA10-SD0406-2211FD-11092022	570-116878-79	PCB-44	13	1.85
OA10-SD0608-2211-11092022	570-116878-68	PCB-44	27	
OA10-SD0608-2211FD-11092022	570-116878-80	PCB-44	18	10.00
OA10-SD0812-2211-11092022	570-116878-69	PCB-44	27	
OA10-SD0812-2211FD-11092022	570-116878-81	PCB-44	38	-8.46
OA10-SD1216-2211-11092022	570-116878-70	PCB-44	86	

Field ID	lab_I d	chemical_name	result	RPD
OA10-SD1216-2211FD-11092022	570-116878-82	PCB-44	95	-2.49
OA10-SD1620-2211-11092022	570-116878-71	PCB-44	40	
OA10-SD1620-2211FD-11092022	570-116878-83	PCB-44	54	-7.45
OA10-SD2024-2211-11092022	570-116878-72	PCB-44	21	
OA10-SD2024-2211FD-11092022	570-116878-84	PCB-44	21	0.00
OA10-SD2428-2211-11092022	570-116878-73	PCB-44	2.1	
OA10-SD2428-2211FD-11092022	570-116878-85	PCB-44	2.7	-6.25
OA10-SD2832-2211-11092022	570-116878-74	PCB-44	11	
OA10-SD2832-2211FD-11092022	570-116878-86	PCB-44	0.61	44.75
OA10-SD3236-2211-11092022	570-116878-75	PCB-44	9.0	
OA10-SD3236-2211FD-11092022	570-116878-87	PCB-44	4.0	19.23
OA10-SD3640-2211-11092022	570-116878-76	PCB-44	4.2	
OA10-SD3640-2211FD-11092022	570-116878-88	PCB-44	<DL	200.00
OA11-SD0002-2211-11092022	570-116878-90	PCB-44	15	
OA11-SD0002-2211FD-11092022	570-116878-109	PCB-44	14	1.72
OA11-SD0204-2211-11092022	570-116878-91	PCB-44	19	
OA11-SD0204-2211FD-11092022	570-116878-110	PCB-44	36	-15.45
OA11-SD0406-2211-11092022	570-116878-92	PCB-44	18	
OA11-SD0406-2211FD-11092022	570-116878-111	PCB-44	25	-8.14
OA11-SD0608-2211-11092022	570-116878-93	PCB-44	20	
OA11-SD0608-2211FD-11092022	570-116878-112	PCB-44	53	-22.60
OA11-SD0812-2211-11092022	570-116878-94	PCB-44	21	
OA11-SD0812-2211FD-11092022	570-116878-113	PCB-44	19	2.50

Field ID	lab_I d	chemical_name	result	RPD
OA11-SD1216-2211-11092022	570-116878-95	PCB-44	64	
OA11-SD1216-2211FD-11092022	570-116878-114	PCB-44	56	3.33
OA11-SD1620-2211-11092022	570-116878-96	PCB-44	150	
OA11-SD1620-2211FD-11092022	570-116878-115	PCB-44	70	18.18
OA11-SD2024-2211-11092022	570-116878-97	PCB-44	310	
OA11-SD2024-2211FD-11092022	570-116878-116	PCB-44	67	32.23
OA11-SD2428-2211-11092022	570-116878-98	PCB-44	520	
OA11-SD2428-2211FD-11092022	570-116878-117	PCB-44	250	17.53
OA11-SD2832-2211-11092022	570-116878-99	PCB-44	340	
OA11-SD2832-2211FD-11092022	570-116878-118	PCB-44	400	-4.05
OA11-SD3236-2211-11092022	570-116878-100	PCB-44	360	
OA11-SD3236-2211FD-11092022	570-116878-119	PCB-44	620	-13.27
OA11-SD3640-2211-11092022	570-116878-101	PCB-44	340	
OA11-SD3640-2211FD-11092022	570-116878-120	PCB-44	280	4.84
OA11-SD4044-2211-11092022	570-116878-102	PCB-44	250	
OA11-SD4044-2211FD-11092022	570-116878-121	PCB-44	60	30.65
OA11-SD4448-2211-11092022	570-116878-103	PCB-44	21	
OA11-SD4448-2211FD-11092022	570-116878-122	PCB-44	44	-17.69
OA11-SD4852-2211-11092022	570-116878-104	PCB-44	26	
OA11-SD4852-2211FD-11092022	570-116878-123	PCB-44	62	-20.45
OA11-SD5256-2211-11092022	570-116878-105	PCB-44	19	
OA11-SD5256-2211FD-11092022	570-116878-124	PCB-44	0.71	46.40
OA11-SD5660-2211-11092022	570-116878-106	PCB-44	13	

Field ID	lab_I d	chemical_name	result	RPD
OA11-SD5660-2211FD-11092022	570-116878-125	PCB-44	0.83	44.00
OA11-SD6064-2211-11092022	570-116878-107	PCB-44	3.9	
OA11-SD6064-2211FD-11092022	570-116878-126	PCB-44	44	-41.86
OA11-SD6458-2211-11092022	570-116878-108	PCB-44	5.3	
OA11-SD6468-2211FD-11092022	570-116878-127	PCB-44	<DL	200.00
OA12-SD0002-2211-11092022	570-116878-129	PCB-44	9.8	
OA12-SD0002-2211FD-11092022	570-116878-142	PCB-44	10	-0.51
OA12-SD0204-2211-11092022	570-116878-130	PCB-44	6.9	
OA12-SD0204-2211FD-11092022	570-116878-143	PCB-44	6.8	0.36
OA12-SD0406-2211-11092022	570-116878-131	PCB-44	15	
OA12-SD0406-2211FD-11092022	570-116878-144	PCB-44	7.0	18.18
OA12-SD0608-2211-11092022	570-116878-132	PCB-44	17	
OA12-SD0608-2211FD-11092022	570-116878-145	PCB-44	11	10.71
OA12-SD0812-2211-11092022	570-116878-133	PCB-44	31	
OA12-SD0812-2211FD-11092022	570-116878-146	PCB-44	11	23.81
OA12-SD1216-2211-11092022	570-116878-134	PCB-44	63	
OA12-SD1216-2211FD-11092022	570-116878-147	PCB-44	44	8.88
OA12-SD1620-2211-11092022	570-116878-135	PCB-44	22	
OA12-SD1620-2211FD-11092022	570-116878-148	PCB-44	35	-11.40
OA12-SD2024-2211-11092022	570-116878-136	PCB-44	6.8	
OA12-SD2024-2211FD-11092022	570-116878-149	PCB-44	8.3	-4.97
OA12-SD2428-2211-11092022	570-116878-137	PCB-44	1.2	
OA12-SD2428-2211FD-11092022	570-116878-150	PCB-44	2.5	-17.57

Field ID	lab_I d	chemical_name	result	RPD
OA12-SD2832-2211-11092022	570-116878-138	PCB-44	0.76	
OA12-SD2832-2211FD-11092022	570-116878-151	PCB-44	0.44	13.33
OA12-SD3236-2211-11092022	570-116878-139	PCB-44	8.2	
OA12-SD3236-2211FD-11092022	570-116878-152	PCB-44	<DL	200.00
OA07-SD0002-2211-11092022	570-116878-1	PCB-49	23	
OA07-SD0002-2211FD-11092022	570-116878-17	PCB-49	10	19.70
OA07-SD0204-2211-11092022	570-116878-2	PCB-49	28	
OA07-SD0204-2211FD-11092022	570-116878-18	PCB-49	19	9.57
OA07-SD0406-2211-11092022	570-116878-3	PCB-49	40	
OA07-SD0406-2211FD-11092022	570-116878-19	PCB-49	28	8.82
OA07-SD0608-2211-11092022	570-116878-4	PCB-49	190	
OA07-SD0608-2211FD-11092022	570-116878-20	PCB-49	48	29.83
OA07-SD0812-2211-11092022	570-116878-5	PCB-49	300	
OA07-SD0812-2211FD-11092022	570-116878-21	PCB-49	74	30.21
OA07-SD1216-2211-11092022	570-116878-6	PCB-49	180	
OA07-SD1216-2211FD-11092022	570-116878-22	PCB-49	180	0.00
OA07-SD1620-2211-11092022	570-116878-7	PCB-49	120	
OA07-SD1620-2211FD-11092022	570-116878-23	PCB-49	120	0.00
OA07-SD2024-2211-11092022	570-116878-8	PCB-49	84	
OA07-SD2024-2211FD-11092022	570-116878-24	PCB-49	24	27.78
OA07-SD2428-2211-11092022	570-116878-9	PCB-49	3.8	
OA07-SD2428-2211FD-11092022	570-116878-25	PCB-49	12	-25.95
OA07-SD2832-2211-11092022	570-116878-10	PCB-49	2.2	

Field ID	lab_I d	chemical_name	result	RPD
OA07-SD2832-2211FD-11092022	570-116878-26	PCB-49	3.6	-12.07
OA07-SD3236-2211-11092022	570-116878-11	PCB-49	1.4	
OA07-SD3236-2211FD-11092022	570-116878-27	PCB-49	3.0	-18.18
OA07-SD3640-2211-11092022	570-116878-12	PCB-49	0.37	
OA07-SD3640-2211FD-11092022	570-116878-28	PCB-49	4.0	-41.53
OA07-SD4044-2211-11092022	570-116878-13	PCB-49	0.16	
OA07-SD4044-2211FD-11092022	570-116878-29	PCB-49	3.8	-45.96
OA07-SD4448-2211-11092022	570-116878-14	PCB-49	1.4	
OA07-SD4448-2211FD-11092022	570-116878-30	PCB-49	0.45	25.68
OA10-SD0002-2211-11092022	570-116878-65	PCB-49	6.9	
OA10-SD0002-2211FD-11092022	570-116878-77	PCB-49	5.2	7.02
OA10-SD0204-2211-11092022	570-116878-66	PCB-49	7.1	
OA10-SD0204-2211FD-11092022	570-116878-78	PCB-49	8.0	-2.98
OA10-SD0406-2211-11092022	570-116878-67	PCB-49	11	
OA10-SD0406-2211FD-11092022	570-116878-79	PCB-49	11	0.00
OA10-SD0608-2211-11092022	570-116878-68	PCB-49	15	
OA10-SD0608-2211FD-11092022	570-116878-80	PCB-49	16	-1.61
OA10-SD0812-2211-11092022	570-116878-69	PCB-49	20	
OA10-SD0812-2211FD-11092022	570-116878-81	PCB-49	22	-2.38
OA10-SD1216-2211-11092022	570-116878-70	PCB-49	52	
OA10-SD1216-2211FD-11092022	570-116878-82	PCB-49	61	-3.98
OA10-SD1620-2211-11092022	570-116878-71	PCB-49	27	
OA10-SD1620-2211FD-11092022	570-116878-83	PCB-49	35	-6.45

Field ID	lab_I d	chemical_name	result	RPD
OA10-SD2024-2211-11092022	570-116878-72	PCB-49	<DL	
OA10-SD2024-2211FD-11092022	570-116878-84	PCB-49	10	200.00
OA10-SD2428-2211-11092022	570-116878-73	PCB-49	1.3	
OA10-SD2428-2211FD-11092022	570-116878-85	PCB-49	1.4	-1.85
OA10-SD2832-2211-11092022	570-116878-74	PCB-49	11	
OA10-SD2832-2211FD-11092022	570-116878-86	PCB-49	0.53	45.40
OA10-SD3236-2211-11092022	570-116878-75	PCB-49	6.5	
OA10-SD3236-2211FD-11092022	570-116878-87	PCB-49	2.2	24.71
OA10-SD3640-2211-11092022	570-116878-76	PCB-49	3.0	
OA10-SD3640-2211FD-11092022	570-116878-88	PCB-49	0.26	42.02
OA11-SD0002-2211-11092022	570-116878-90	PCB-49	9.9	
OA11-SD0002-2211FD-11092022	570-116878-109	PCB-49	13	-6.77
OA11-SD0204-2211-11092022	570-116878-91	PCB-49	12	
OA11-SD0204-2211FD-11092022	570-116878-110	PCB-49	22	-14.71
OA11-SD0406-2211-11092022	570-116878-92	PCB-49	11	
OA11-SD0406-2211FD-11092022	570-116878-111	PCB-49	16	-9.26
OA11-SD0608-2211-11092022	570-116878-93	PCB-49	14	
OA11-SD0608-2211FD-11092022	570-116878-112	PCB-49	34	-20.83
OA11-SD0812-2211-11092022	570-116878-94	PCB-49	14	
OA11-SD0812-2211FD-11092022	570-116878-113	PCB-49	12	3.85
OA11-SD1216-2211-11092022	570-116878-95	PCB-49	26	
OA11-SD1216-2211FD-11092022	570-116878-114	PCB-49	22	4.17
OA11-SD1620-2211-11092022	570-116878-96	PCB-49	93	

Field ID	lab_I d	chemical_name	result	RPD
OA11-SD1620-2211FD-11092022	570-116878-115	PCB-49	45	17.39
OA11-SD2024-2211-11092022	570-116878-97	PCB-49	170	
OA11-SD2024-2211FD-11092022	570-116878-116	PCB-49	34	33.33
OA11-SD2428-2211-11092022	570-116878-98	PCB-49	250	
OA11-SD2428-2211FD-11092022	570-116878-117	PCB-49	120	17.57
OA11-SD2832-2211-11092022	570-116878-99	PCB-49	170	
OA11-SD2832-2211FD-11092022	570-116878-118	PCB-49	160	1.52
OA11-SD3236-2211-11092022	570-116878-100	PCB-49	110	
OA11-SD3236-2211FD-11092022	570-116878-119	PCB-49	260	-20.27
OA11-SD3640-2211-11092022	570-116878-101	PCB-49	120	
OA11-SD3640-2211FD-11092022	570-116878-120	PCB-49	150	-5.56
OA11-SD4044-2211-11092022	570-116878-102	PCB-49	230	
OA11-SD4044-2211FD-11092022	570-116878-121	PCB-49	23	40.91
OA11-SD4448-2211-11092022	570-116878-103	PCB-49	13	
OA11-SD4448-2211FD-11092022	570-116878-122	PCB-49	18	-8.06
OA11-SD4852-2211-11092022	570-116878-104	PCB-49	12	
OA11-SD4852-2211FD-11092022	570-116878-123	PCB-49	31	-22.09
OA11-SD5256-2211-11092022	570-116878-105	PCB-49	9.8	
OA11-SD5256-2211FD-11092022	570-116878-124	PCB-49	0.43	45.80
OA11-SD5660-2211-11092022	570-116878-106	PCB-49	9.7	
OA11-SD5660-2211FD-11092022	570-116878-125	PCB-49	0.52	44.91
OA11-SD6064-2211-11092022	570-116878-107	PCB-49	1.6	
OA11-SD6064-2211FD-11092022	570-116878-126	PCB-49	18	-41.84

Field ID	lab_I d	chemical_name	result	RPD
OA11-SD6458-2211-11092022	570-116878-108	PCB-49	3.3	
OA11-SD6468-2211FD-11092022	570-116878-127	PCB-49	<DL	200.00
OA12-SD0002-2211-11092022	570-116878-129	PCB-49	6.0	
OA12-SD0002-2211FD-11092022	570-116878-142	PCB-49	6.5	-2.00
OA12-SD0204-2211-11092022	570-116878-130	PCB-49	4.5	
OA12-SD0204-2211FD-11092022	570-116878-143	PCB-49	4.3	1.14
OA12-SD0406-2211-11092022	570-116878-131	PCB-49	9.4	
OA12-SD0406-2211FD-11092022	570-116878-144	PCB-49	3.9	20.68
OA12-SD0608-2211-11092022	570-116878-132	PCB-49	<DL	
OA12-SD0608-2211FD-11092022	570-116878-145	PCB-49	7.2	200.00
OA12-SD0812-2211-11092022	570-116878-133	PCB-49	18	
OA12-SD0812-2211FD-11092022	570-116878-146	PCB-49	7.5	20.59
OA12-SD1216-2211-11092022	570-116878-134	PCB-49	24	
OA12-SD1216-2211FD-11092022	570-116878-147	PCB-49	18	7.14
OA12-SD1620-2211-11092022	570-116878-135	PCB-49	9.9	
OA12-SD1620-2211FD-11092022	570-116878-148	PCB-49	16	-11.78
OA12-SD2024-2211-11092022	570-116878-136	PCB-49	3.6	
OA12-SD2024-2211FD-11092022	570-116878-149	PCB-49	5.3	-9.55
OA12-SD2428-2211-11092022	570-116878-137	PCB-49	0.59	
OA12-SD2428-2211FD-11092022	570-116878-150	PCB-49	1.8	-25.31
OA12-SD2832-2211-11092022	570-116878-138	PCB-49	0.71	
OA12-SD2832-2211FD-11092022	570-116878-151	PCB-49	<DL	200.00
OA12-SD3236-2211-11092022	570-116878-139	PCB-49	4.1	

Field ID	lab_I d	chemical_name	result	RPD
OA12-SD3236-2211FD-11092022	570-116878-152	PCB-49	0.19	45.57
OA07-SD0002-2211-11092022	570-116878-1	PCB-5/8	3.2	
OA07-SD0002-2211FD-11092022	570-116878-17	PCB-5/8	<DL	200.00
OA07-SD0406-2211-11092022	570-116878-3	PCB-5/8	13	
OA07-SD0406-2211FD-11092022	570-116878-19	PCB-5/8	9.0	9.09
OA07-SD0608-2211-11092022	570-116878-4	PCB-5/8	<DL	
OA07-SD0608-2211FD-11092022	570-116878-20	PCB-5/8	7.5	200.00
OA07-SD0812-2211-11092022	570-116878-5	PCB-5/8	<DL	
OA07-SD0812-2211FD-11092022	570-116878-21	PCB-5/8	8.4	200.00
OA07-SD1216-2211-11092022	570-116878-6	PCB-5/8	22	
OA07-SD1216-2211FD-11092022	570-116878-22	PCB-5/8	20	2.38
OA07-SD1620-2211-11092022	570-116878-7	PCB-5/8	37	
OA07-SD1620-2211FD-11092022	570-116878-23	PCB-5/8	13	24.00
OA07-SD2024-2211-11092022	570-116878-8	PCB-5/8	<DL	
OA07-SD2024-2211FD-11092022	570-116878-24	PCB-5/8	4.4	200.00
OA07-SD2428-2211-11092022	570-116878-9	PCB-5/8	1.6	
OA07-SD2428-2211FD-11092022	570-116878-25	PCB-5/8	2.1	-6.76
OA07-SD2832-2211-11092022	570-116878-10	PCB-5/8	0.82	
OA07-SD2832-2211FD-11092022	570-116878-26	PCB-5/8	1.3	-11.32
OA07-SD3236-2211-11092022	570-116878-11	PCB-5/8	0.54	
OA07-SD3236-2211FD-11092022	570-116878-27	PCB-5/8	0.76	-8.46
OA07-SD3640-2211-11092022	570-116878-12	PCB-5/8	<DL	
OA07-SD3640-2211FD-11092022	570-116878-28	PCB-5/8	1.0	200.00

Field ID	lab_I d	chemical_name	result	RPD
OA07-SD4044-2211-11092022	570-116878-13	PCB-5/8	<DL	
OA07-SD4044-2211FD-11092022	570-116878-29	PCB-5/8	0.93	200.00
OA07-SD4448-2211-11092022	570-116878-14	PCB-5/8	0.44	
OA07-SD4448-2211FD-11092022	570-116878-30	PCB-5/8	<DL	200.00
OA10-SD0002-2211-11092022	570-116878-65	PCB-5/8	2.0	
OA10-SD0002-2211FD-11092022	570-116878-77	PCB-5/8	1.2	12.50
OA10-SD0204-2211-11092022	570-116878-66	PCB-5/8	0.81	
OA10-SD0204-2211FD-11092022	570-116878-78	PCB-5/8	0.83	-0.61
OA10-SD0406-2211-11092022	570-116878-67	PCB-5/8	1.1	
OA10-SD0406-2211FD-11092022	570-116878-79	PCB-5/8	1.6	-9.26
OA10-SD0608-2211-11092022	570-116878-68	PCB-5/8	6.0	
OA10-SD0608-2211FD-11092022	570-116878-80	PCB-5/8	1.8	26.92
OA10-SD0812-2211-11092022	570-116878-69	PCB-5/8	<DL	
OA10-SD0812-2211FD-11092022	570-116878-81	PCB-5/8	2.8	200.00
OA10-SD1216-2211-11092022	570-116878-70	PCB-5/8	8.4	
OA10-SD1216-2211FD-11092022	570-116878-82	PCB-5/8	<DL	200.00
OA10-SD1620-2211-11092022	570-116878-71	PCB-5/8	5.0	
OA10-SD1620-2211FD-11092022	570-116878-83	PCB-5/8	5.1	-0.50
OA10-SD2024-2211-11092022	570-116878-72	PCB-5/8	3.8	
OA10-SD2024-2211FD-11092022	570-116878-84	PCB-5/8	3.0	5.88
OA10-SD2428-2211-11092022	570-116878-73	PCB-5/8	0.27	
OA10-SD2428-2211FD-11092022	570-116878-85	PCB-5/8	0.74	-23.27
OA10-SD2832-2211-11092022	570-116878-74	PCB-5/8	1.7	

Field ID	lab_I d	chemical_name	result	RPD
OA10-SD2832-2211FD-11092022	570-116878-86	PCB-5/8	<DL	200.00
OA10-SD3236-2211-11092022	570-116878-75	PCB-5/8	1.2	
OA10-SD3236-2211FD-11092022	570-116878-87	PCB-5/8	1.0	4.55
OA10-SD3640-2211-11092022	570-116878-76	PCB-5/8	0.71	
OA10-SD3640-2211FD-11092022	570-116878-88	PCB-5/8	<DL	200.00
OA11-SD0002-2211-11092022	570-116878-90	PCB-5/8	1.0	
OA11-SD0002-2211FD-11092022	570-116878-109	PCB-5/8	2.5	-21.43
OA11-SD0204-2211-11092022	570-116878-91	PCB-5/8	<DL	
OA11-SD0204-2211FD-11092022	570-116878-110	PCB-5/8	2.9	200.00
OA11-SD0406-2211-11092022	570-116878-92	PCB-5/8	1.5	
OA11-SD0406-2211FD-11092022	570-116878-111	PCB-5/8	2.7	-14.29
OA11-SD0608-2211-11092022	570-116878-93	PCB-5/8	2.1	
OA11-SD0608-2211FD-11092022	570-116878-112	PCB-5/8	9.1	-31.25
OA11-SD0812-2211-11092022	570-116878-94	PCB-5/8	2.0	
OA11-SD0812-2211FD-11092022	570-116878-113	PCB-5/8	3.0	-10.00
OA11-SD1216-2211-11092022	570-116878-95	PCB-5/8	3.4	
OA11-SD1216-2211FD-11092022	570-116878-114	PCB-5/8	4.6	-7.50
OA11-SD1620-2211-11092022	570-116878-96	PCB-5/8	8.8	
OA11-SD1620-2211FD-11092022	570-116878-115	PCB-5/8	8.1	2.07
OA11-SD2024-2211-11092022	570-116878-97	PCB-5/8	29	
OA11-SD2024-2211FD-11092022	570-116878-116	PCB-5/8	5.9	33.09
OA11-SD2428-2211-11092022	570-116878-98	PCB-5/8	50	
OA11-SD2428-2211FD-11092022	570-116878-117	PCB-5/8	23	18.49

Field ID	lab_I d	chemical_name	result	RPD
OA11-SD2832-2211-11092022	570-116878-99	PCB-5/8	39	
OA11-SD2832-2211FD-11092022	570-116878-118	PCB-5/8	32	4.93
OA11-SD3236-2211-11092022	570-116878-100	PCB-5/8	29	
OA11-SD3236-2211FD-11092022	570-116878-119	PCB-5/8	28	0.88
OA11-SD3640-2211-11092022	570-116878-101	PCB-5/8	17	
OA11-SD3640-2211FD-11092022	570-116878-120	PCB-5/8	41	-20.69
OA11-SD4044-2211-11092022	570-116878-102	PCB-5/8	<DL	
OA11-SD4044-2211FD-11092022	570-116878-121	PCB-5/8	6.0	200.00
OA11-SD4448-2211-11092022	570-116878-103	PCB-5/8	1.9	
OA11-SD4448-2211FD-11092022	570-116878-122	PCB-5/8	5.1	-22.86
OA11-SD4852-2211-11092022	570-116878-104	PCB-5/8	1.5	
OA11-SD4852-2211FD-11092022	570-116878-123	PCB-5/8	7.4	-33.15
OA11-SD5256-2211-11092022	570-116878-105	PCB-5/8	1.5	
OA11-SD5256-2211FD-11092022	570-116878-124	PCB-5/8	<DL	200.00
OA11-SD5660-2211-11092022	570-116878-106	PCB-5/8	1.7	
OA11-SD5660-2211FD-11092022	570-116878-125	PCB-5/8	0.61	23.59
OA11-SD6064-2211-11092022	570-116878-107	PCB-5/8	0.65	
OA11-SD6064-2211FD-11092022	570-116878-126	PCB-5/8	2.8	-31.16
OA11-SD6458-2211-11092022	570-116878-108	PCB-5/8	0.99	
OA11-SD6468-2211FD-11092022	570-116878-127	PCB-5/8	<DL	200.00
OA12-SD0204-2211-11092022	570-116878-130	PCB-5/8	0.84	
OA12-SD0204-2211FD-11092022	570-116878-143	PCB-5/8	0.74	3.16
OA12-SD0406-2211-11092022	570-116878-131	PCB-5/8	<DL	

Field ID	lab_I d	chemical_name	result	RPD
OA12-SD0406-2211FD-11092022	570-116878-144	PCB-5/8	1.0	200.00
OA12-SD0608-2211-11092022	570-116878-132	PCB-5/8	<DL	
OA12-SD0608-2211FD-11092022	570-116878-145	PCB-5/8	1.3	200.00
OA12-SD0812-2211-11092022	570-116878-133	PCB-5/8	3.3	
OA12-SD0812-2211FD-11092022	570-116878-146	PCB-5/8	1.4	20.21
OA12-SD1216-2211-11092022	570-116878-134	PCB-5/8	5.3	
OA12-SD1216-2211FD-11092022	570-116878-147	PCB-5/8	3.4	10.92
OA12-SD1620-2211-11092022	570-116878-135	PCB-5/8	3.4	
OA12-SD1620-2211FD-11092022	570-116878-148	PCB-5/8	3.4	0.00
OA12-SD2024-2211-11092022	570-116878-136	PCB-5/8	1.5	
OA12-SD2024-2211FD-11092022	570-116878-149	PCB-5/8	2.5	-12.50
OA12-SD2428-2211-11092022	570-116878-137	PCB-5/8	<DL	
OA12-SD2428-2211FD-11092022	570-116878-150	PCB-5/8	1.3	200.00
OA12-SD3236-2211-11092022	570-116878-139	PCB-5/8	1.1	
OA12-SD3236-2211FD-11092022	570-116878-152	PCB-5/8	<DL	200.00
OA07-SD0002-2211-11092022	570-116878-1	PCB-52	38	
OA07-SD0002-2211FD-11092022	570-116878-17	PCB-52	20	15.52
OA07-SD0204-2211-11092022	570-116878-2	PCB-52	42	
OA07-SD0204-2211FD-11092022	570-116878-18	PCB-52	42	0.00
OA07-SD0406-2211-11092022	570-116878-3	PCB-52	77	
OA07-SD0406-2211FD-11092022	570-116878-19	PCB-52	52	9.69
OA07-SD0608-2211-11092022	570-116878-4	PCB-52	310	
OA07-SD0608-2211FD-11092022	570-116878-20	PCB-52	78	29.90

Field ID	lab_I d	chemical_name	result	RPD
OA07-SD0812-2211-11092022	570-116878-5	PCB-52	530	
OA07-SD0812-2211FD-11092022	570-116878-21	PCB-52	100	34.13
OA07-SD1216-2211-11092022	570-116878-6	PCB-52	290	
OA07-SD1216-2211FD-11092022	570-116878-22	PCB-52	280	0.88
OA07-SD1620-2211-11092022	570-116878-7	PCB-52	240	
OA07-SD1620-2211FD-11092022	570-116878-23	PCB-52	210	3.33
OA07-SD2024-2211-11092022	570-116878-8	PCB-52	160	
OA07-SD2024-2211FD-11092022	570-116878-24	PCB-52	41	29.60
OA07-SD2428-2211-11092022	570-116878-9	PCB-52	6.0	
OA07-SD2428-2211FD-11092022	570-116878-25	PCB-52	17	-23.91
OA07-SD2832-2211-11092022	570-116878-10	PCB-52	3.4	
OA07-SD2832-2211FD-11092022	570-116878-26	PCB-52	5.7	-12.64
OA07-SD3236-2211-11092022	570-116878-11	PCB-52	1.8	
OA07-SD3236-2211FD-11092022	570-116878-27	PCB-52	4.6	-21.88
OA07-SD3640-2211-11092022	570-116878-12	PCB-52	0.80	
OA07-SD3640-2211FD-11092022	570-116878-28	PCB-52	5.4	-37.10
OA07-SD4044-2211-11092022	570-116878-13	PCB-52	0.53	
OA07-SD4044-2211FD-11092022	570-116878-29	PCB-52	5.3	-40.91
OA07-SD4448-2211-11092022	570-116878-14	PCB-52	2.6	
OA07-SD4448-2211FD-11092022	570-116878-30	PCB-52	0.78	26.92
OA10-SD0002-2211-11092022	570-116878-65	PCB-52	14	
OA10-SD0002-2211FD-11092022	570-116878-77	PCB-52	9.5	9.57
OA10-SD0204-2211-11092022	570-116878-66	PCB-52	10	

Field ID	lab_I d	chemical_name	result	RPD
OA10-SD0204-2211FD-11092022	570-116878-78	PCB-52	12	-4.55
OA10-SD0406-2211-11092022	570-116878-67	PCB-52	16	
OA10-SD0406-2211FD-11092022	570-116878-79	PCB-52	16	0.00
OA10-SD0608-2211-11092022	570-116878-68	PCB-52	28	
OA10-SD0608-2211FD-11092022	570-116878-80	PCB-52	23	4.90
OA10-SD0812-2211-11092022	570-116878-69	PCB-52	31	
OA10-SD0812-2211FD-11092022	570-116878-81	PCB-52	33	-1.56
OA10-SD1216-2211-11092022	570-116878-70	PCB-52	89	
OA10-SD1216-2211FD-11092022	570-116878-82	PCB-52	110	-5.28
OA10-SD1620-2211-11092022	570-116878-71	PCB-52	48	
OA10-SD1620-2211FD-11092022	570-116878-83	PCB-52	52	-2.00
OA10-SD2024-2211-11092022	570-116878-72	PCB-52	24	
OA10-SD2024-2211FD-11092022	570-116878-84	PCB-52	18	7.14
OA10-SD2428-2211-11092022	570-116878-73	PCB-52	2.2	
OA10-SD2428-2211FD-11092022	570-116878-85	PCB-52	2.5	-3.19
OA10-SD2832-2211-11092022	570-116878-74	PCB-52	14	
OA10-SD2832-2211FD-11092022	570-116878-86	PCB-52	0.66	45.50
OA10-SD3236-2211-11092022	570-116878-75	PCB-52	9.0	
OA10-SD3236-2211FD-11092022	570-116878-87	PCB-52	3.8	20.31
OA10-SD3640-2211-11092022	570-116878-76	PCB-52	4.7	
OA10-SD3640-2211FD-11092022	570-116878-88	PCB-52	0.52	40.04
OA11-SD0002-2211-11092022	570-116878-90	PCB-52	16	
OA11-SD0002-2211FD-11092022	570-116878-109	PCB-52	19	-4.29

Field ID	lab_I d	chemical_name	result	RPD
OA11-SD0204-2211-11092022	570-116878-91	PCB-52	20	
OA11-SD0204-2211FD-11092022	570-116878-110	PCB-52	31	-10.78
OA11-SD0406-2211-11092022	570-116878-92	PCB-52	20	
OA11-SD0406-2211FD-11092022	570-116878-111	PCB-52	30	-10.00
OA11-SD0608-2211-11092022	570-116878-93	PCB-52	25	
OA11-SD0608-2211FD-11092022	570-116878-112	PCB-52	57	-19.51
OA11-SD0812-2211-11092022	570-116878-94	PCB-52	26	
OA11-SD0812-2211FD-11092022	570-116878-113	PCB-52	19	7.78
OA11-SD1216-2211-11092022	570-116878-95	PCB-52	47	
OA11-SD1216-2211FD-11092022	570-116878-114	PCB-52	40	4.02
OA11-SD1620-2211-11092022	570-116878-96	PCB-52	170	
OA11-SD1620-2211FD-11092022	570-116878-115	PCB-52	81	17.73
OA11-SD2024-2211-11092022	570-116878-97	PCB-52	380	
OA11-SD2024-2211FD-11092022	570-116878-116	PCB-52	81	32.43
OA11-SD2428-2211-11092022	570-116878-98	PCB-52	480	
OA11-SD2428-2211FD-11092022	570-116878-117	PCB-52	230	17.61
OA11-SD2832-2211-11092022	570-116878-99	PCB-52	470	
OA11-SD2832-2211FD-11092022	570-116878-118	PCB-52	350	7.32
OA11-SD3236-2211-11092022	570-116878-100	PCB-52	280	
OA11-SD3236-2211FD-11092022	570-116878-119	PCB-52	510	-14.56
OA11-SD3640-2211-11092022	570-116878-101	PCB-52	290	
OA11-SD3640-2211FD-11092022	570-116878-120	PCB-52	270	1.79
OA11-SD4044-2211FD-11092022	570-116878-121	PCB-52	53	33.59

Field ID	lab_I d	chemical_name	result	RPD
OA11-SD4448-2211-11092022	570-116878-103	PCB-52	33	
OA11-SD4448-2211FD-11092022	570-116878-122	PCB-52	43	-6.58
OA11-SD4852-2211-11092022	570-116878-104	PCB-52	22	
OA11-SD4852-2211FD-11092022	570-116878-123	PCB-52	54	-21.05
OA11-SD5256-2211-11092022	570-116878-105	PCB-52	20	
OA11-SD5256-2211FD-11092022	570-116878-124	PCB-52	0.66	46.81
OA11-SD5660-2211-11092022	570-116878-106	PCB-52	15	
OA11-SD5660-2211FD-11092022	570-116878-125	PCB-52	1.4	41.46
OA11-SD6064-2211-11092022	570-116878-107	PCB-52	3.8	
OA11-SD6064-2211FD-11092022	570-116878-126	PCB-52	35	-40.21
OA11-SD6458-2211-11092022	570-116878-108	PCB-52	4.7	
OA11-SD6468-2211FD-11092022	570-116878-127	PCB-52	<DL	200.00
OA12-SD0002-2211-11092022	570-116878-129	PCB-52	10	
OA12-SD0002-2211FD-11092022	570-116878-142	PCB-52	10	0.00
OA12-SD0204-2211-11092022	570-116878-130	PCB-52	8.7	
OA12-SD0204-2211FD-11092022	570-116878-143	PCB-52	7.0	5.41
OA12-SD0406-2211-11092022	570-116878-131	PCB-52	16	
OA12-SD0406-2211FD-11092022	570-116878-144	PCB-52	8.7	14.78
OA12-SD0608-2211-11092022	570-116878-132	PCB-52	17	
OA12-SD0608-2211FD-11092022	570-116878-145	PCB-52	11	10.71
OA12-SD0812-2211-11092022	570-116878-133	PCB-52	32	
OA12-SD0812-2211FD-11092022	570-116878-146	PCB-52	12	22.73
OA12-SD1216-2211-11092022	570-116878-134	PCB-52	47	

Field ID	lab_I d	chemical_name	result	RPD
OA12-SD1216-2211FD-11092022	570-116878-147	PCB-52	33	8.75
OA12-SD1620-2211-11092022	570-116878-135	PCB-52	22	
OA12-SD1620-2211FD-11092022	570-116878-148	PCB-52	31	-8.49
OA12-SD2024-2211-11092022	570-116878-136	PCB-52	7.0	
OA12-SD2024-2211FD-11092022	570-116878-149	PCB-52	9.2	-6.79
OA12-SD2428-2211-11092022	570-116878-137	PCB-52	1.2	
OA12-SD2428-2211FD-11092022	570-116878-150	PCB-52	2.9	-20.73
OA12-SD2832-2211-11092022	570-116878-138	PCB-52	0.89	
OA12-SD2832-2211FD-11092022	570-116878-151	PCB-52	0.44	16.92
OA12-SD3236-2211-11092022	570-116878-139	PCB-52	7.2	
OA12-SD3236-2211FD-11092022	570-116878-152	PCB-52	0.39	44.86
OA07-SD0002-2211-11092022	570-116878-1	PCB-66	46	
OA07-SD0002-2211FD-11092022	570-116878-17	PCB-66	25	14.79
OA07-SD0204-2211-11092022	570-116878-2	PCB-66	63	
OA07-SD0204-2211FD-11092022	570-116878-18	PCB-66	52	4.78
OA07-SD0406-2211-11092022	570-116878-3	PCB-66	89	
OA07-SD0406-2211FD-11092022	570-116878-19	PCB-66	65	7.79
OA07-SD0608-2211-11092022	570-116878-4	PCB-66	410	
OA07-SD0608-2211FD-11092022	570-116878-20	PCB-66	100	30.39
OA07-SD0812-2211-11092022	570-116878-5	PCB-66	600	
OA07-SD0812-2211FD-11092022	570-116878-21	PCB-66	120	33.33
OA07-SD1216-2211-11092022	570-116878-6	PCB-66	310	
OA07-SD1216-2211FD-11092022	570-116878-22	PCB-66	310	0.00

Field ID	lab_I d	chemical_name	result	RPD
OA07-SD1620-2211-11092022	570-116878-7	PCB-66	210	
OA07-SD1620-2211FD-11092022	570-116878-23	PCB-66	210	0.00
OA07-SD2024-2211-11092022	570-116878-8	PCB-66	200	
OA07-SD2024-2211FD-11092022	570-116878-24	PCB-66	43	32.30
OA07-SD2428-2211-11092022	570-116878-9	PCB-66	5.5	
OA07-SD2428-2211FD-11092022	570-116878-25	PCB-66	20	-28.43
OA07-SD2832-2211-11092022	570-116878-10	PCB-66	3.4	
OA07-SD2832-2211FD-11092022	570-116878-26	PCB-66	6.2	-14.58
OA07-SD3236-2211-11092022	570-116878-11	PCB-66	2.1	
OA07-SD3236-2211FD-11092022	570-116878-27	PCB-66	5.0	-20.42
OA07-SD3640-2211-11092022	570-116878-12	PCB-66	0.61	
OA07-SD3640-2211FD-11092022	570-116878-28	PCB-66	7.1	-42.09
OA07-SD4044-2211-11092022	570-116878-13	PCB-66	0.28	
OA07-SD4044-2211FD-11092022	570-116878-29	PCB-66	6.3	-45.74
OA07-SD4448-2211-11092022	570-116878-14	PCB-66	2.4	
OA07-SD4448-2211FD-11092022	570-116878-30	PCB-66	0.75	26.19
OA10-SD0002-2211-11092022	570-116878-65	PCB-66	17	
OA10-SD0002-2211FD-11092022	570-116878-77	PCB-66	14	4.84
OA10-SD0204-2211-11092022	570-116878-66	PCB-66	14	
OA10-SD0204-2211FD-11092022	570-116878-78	PCB-66	16	-3.33
OA10-SD0406-2211-11092022	570-116878-67	PCB-66	24	
OA10-SD0406-2211FD-11092022	570-116878-79	PCB-66	21	3.33
OA10-SD0608-2211-11092022	570-116878-68	PCB-66	32	

Field ID	lab_I d	chemical_name	result	RPD
OA10-SD0608-2211FD-11092022	570-116878-80	PCB-66	30	1.61
OA10-SD0812-2211-11092022	570-116878-69	PCB-66	52	
OA10-SD0812-2211FD-11092022	570-116878-81	PCB-66	43	4.74
OA10-SD1216-2211-11092022	570-116878-70	PCB-66	96	
OA10-SD1216-2211FD-11092022	570-116878-82	PCB-66	130	-7.52
OA10-SD1620-2211-11092022	570-116878-71	PCB-66	51	
OA10-SD1620-2211FD-11092022	570-116878-83	PCB-66	62	-4.87
OA10-SD2024-2211-11092022	570-116878-72	PCB-66	33	
OA10-SD2024-2211FD-11092022	570-116878-84	PCB-66	28	4.10
OA10-SD2428-2211-11092022	570-116878-73	PCB-66	2.5	
OA10-SD2428-2211FD-11092022	570-116878-85	PCB-66	3.5	-8.33
OA10-SD2832-2211-11092022	570-116878-74	PCB-66	19	
OA10-SD2832-2211FD-11092022	570-116878-86	PCB-66	0.77	46.11
OA10-SD3236-2211-11092022	570-116878-75	PCB-66	13	
OA10-SD3236-2211FD-11092022	570-116878-87	PCB-66	5.3	21.04
OA10-SD3640-2211-11092022	570-116878-76	PCB-66	5.8	
OA10-SD3640-2211FD-11092022	570-116878-88	PCB-66	0.53	41.63
OA11-SD0002-2211-11092022	570-116878-90	PCB-66	29	
OA11-SD0002-2211FD-11092022	570-116878-109	PCB-66	25	3.70
OA11-SD0204-2211-11092022	570-116878-91	PCB-66	28	
OA11-SD0204-2211FD-11092022	570-116878-110	PCB-66	46	-12.16
OA11-SD0406-2211-11092022	570-116878-92	PCB-66	25	
OA11-SD0406-2211FD-11092022	570-116878-111	PCB-66	14	14.10

Field ID	lab_I d	chemical_name	result	RPD
OA11-SD0608-2211-11092022	570-116878-93	PCB-66	28	
OA11-SD0608-2211FD-11092022	570-116878-112	PCB-66	60	-18.18
OA11-SD0812-2211-11092022	570-116878-94	PCB-66	31	
OA11-SD0812-2211FD-11092022	570-116878-113	PCB-66	25	5.36
OA11-SD1216-2211-11092022	570-116878-95	PCB-66	52	
OA11-SD1216-2211FD-11092022	570-116878-114	PCB-66	46	3.06
OA11-SD1620-2211-11092022	570-116878-96	PCB-66	180	
OA11-SD1620-2211FD-11092022	570-116878-115	PCB-66	110	12.07
OA11-SD2024-2211-11092022	570-116878-97	PCB-66	420	
OA11-SD2024-2211FD-11092022	570-116878-116	PCB-66	92	32.03
OA11-SD2428-2211-11092022	570-116878-98	PCB-66	430	
OA11-SD2428-2211FD-11092022	570-116878-117	PCB-66	300	8.90
OA11-SD2832-2211-11092022	570-116878-99	PCB-66	460	
OA11-SD2832-2211FD-11092022	570-116878-118	PCB-66	430	1.69
OA11-SD3236-2211-11092022	570-116878-100	PCB-66	340	
OA11-SD3236-2211FD-11092022	570-116878-119	PCB-66	610	-14.21
OA11-SD3640-2211-11092022	570-116878-101	PCB-66	300	
OA11-SD3640-2211FD-11092022	570-116878-120	PCB-66	260	3.57
OA11-SD4044-2211FD-11092022	570-116878-121	PCB-66	47	34.69
OA11-SD4448-2211-11092022	570-116878-103	PCB-66	38	
OA11-SD4448-2211FD-11092022	570-116878-122	PCB-66	33	3.52
OA11-SD4852-2211-11092022	570-116878-104	PCB-66	20	
OA11-SD4852-2211FD-11092022	570-116878-123	PCB-66	54	-22.97

Field ID	lab_I d	chemical_name	result	RPD
OA11-SD5256-2211-11092022	570-116878-105	PCB-66	29	
OA11-SD5256-2211FD-11092022	570-116878-124	PCB-66	0.72	47.58
OA11-SD5660-2211-11092022	570-116878-106	PCB-66	15	
OA11-SD5660-2211FD-11092022	570-116878-125	PCB-66	0.99	43.81
OA11-SD6064-2211-11092022	570-116878-107	PCB-66	2.2	
OA11-SD6064-2211FD-11092022	570-116878-126	PCB-66	34	-43.92
OA11-SD6458-2211-11092022	570-116878-108	PCB-66	8.1	
OA11-SD6468-2211FD-11092022	570-116878-127	PCB-66	<DL	200.00
OA12-SD0002-2211-11092022	570-116878-129	PCB-66	14	
OA12-SD0002-2211FD-11092022	570-116878-142	PCB-66	15	-1.72
OA12-SD0204-2211-11092022	570-116878-130	PCB-66	11	
OA12-SD0204-2211FD-11092022	570-116878-143	PCB-66	11	0.00
OA12-SD0406-2211-11092022	570-116878-131	PCB-66	25	
OA12-SD0406-2211FD-11092022	570-116878-144	PCB-66	12	17.57
OA12-SD0608-2211-11092022	570-116878-132	PCB-66	<DL	
OA12-SD0608-2211FD-11092022	570-116878-145	PCB-66	16	200.00
OA12-SD0812-2211-11092022	570-116878-133	PCB-66	37	
OA12-SD0812-2211FD-11092022	570-116878-146	PCB-66	16	19.81
OA12-SD1216-2211-11092022	570-116878-134	PCB-66	53	
OA12-SD1216-2211FD-11092022	570-116878-147	PCB-66	36	9.55
OA12-SD1620-2211-11092022	570-116878-135	PCB-66	23	
OA12-SD1620-2211FD-11092022	570-116878-148	PCB-66	31	-7.41
OA12-SD2024-2211-11092022	570-116878-136	PCB-66	6.8	

Field ID	lab_I d	chemical_name	result	RPD
OA12-SD2024-2211FD-11092022	570-116878-149	PCB-66	11	-11.80
OA12-SD2428-2211-11092022	570-116878-137	PCB-66	1.4	
OA12-SD2428-2211FD-11092022	570-116878-150	PCB-66	3.4	-20.83
OA12-SD2832-2211-11092022	570-116878-138	PCB-66	1.1	
OA12-SD2832-2211FD-11092022	570-116878-151	PCB-66	<DL	200.00
OA12-SD3236-2211-11092022	570-116878-139	PCB-66	7.8	
OA12-SD3236-2211FD-11092022	570-116878-152	PCB-66	0.31	46.18
OA07-SD0002-2211-11092022	570-116878-1	PCB-70	44	
OA07-SD0002-2211FD-11092022	570-116878-17	PCB-70	19	19.84
OA07-SD0204-2211-11092022	570-116878-2	PCB-70	54	
OA07-SD0204-2211FD-11092022	570-116878-18	PCB-70	42	6.25
OA07-SD0406-2211-11092022	570-116878-3	PCB-70	82	
OA07-SD0406-2211FD-11092022	570-116878-19	PCB-70	57	8.99
OA07-SD0608-2211-11092022	570-116878-4	PCB-70	380	
OA07-SD0608-2211FD-11092022	570-116878-20	PCB-70	88	31.20
OA07-SD0812-2211-11092022	570-116878-5	PCB-70	630	
OA07-SD0812-2211FD-11092022	570-116878-21	PCB-70	120	34.00
OA07-SD1216-2211-11092022	570-116878-6	PCB-70	360	
OA07-SD1216-2211FD-11092022	570-116878-22	PCB-70	360	0.00
OA07-SD1620-2211-11092022	570-116878-7	PCB-70	230	
OA07-SD1620-2211FD-11092022	570-116878-23	PCB-70	230	0.00
OA07-SD2024-2211-11092022	570-116878-8	PCB-70	190	
OA07-SD2024-2211FD-11092022	570-116878-24	PCB-70	53	28.19

Field ID	lab_I d	chemical_name	result	RPD
OA07-SD2428-2211-11092022	570-116878-9	PCB-70	5.9	
OA07-SD2428-2211FD-11092022	570-116878-25	PCB-70	21	-28.07
OA07-SD2832-2211-11092022	570-116878-10	PCB-70	3.6	
OA07-SD2832-2211FD-11092022	570-116878-26	PCB-70	5.8	-11.70
OA07-SD3236-2211-11092022	570-116878-11	PCB-70	1.4	
OA07-SD3236-2211FD-11092022	570-116878-27	PCB-70	5.2	-28.79
OA07-SD3640-2211-11092022	570-116878-12	PCB-70	0.74	
OA07-SD3640-2211FD-11092022	570-116878-28	PCB-70	5.8	-38.69
OA07-SD4044-2211-11092022	570-116878-13	PCB-70	0.36	
OA07-SD4044-2211FD-11092022	570-116878-29	PCB-70	5.4	-43.75
OA07-SD4448-2211-11092022	570-116878-14	PCB-70	2.5	
OA07-SD4448-2211FD-11092022	570-116878-30	PCB-70	0.78	26.22
OA10-SD0002-2211-11092022	570-116878-65	PCB-70	15	
OA10-SD0002-2211FD-11092022	570-116878-77	PCB-70	12	5.56
OA10-SD0204-2211-11092022	570-116878-66	PCB-70	13	
OA10-SD0204-2211FD-11092022	570-116878-78	PCB-70	15	-3.57
OA10-SD0406-2211-11092022	570-116878-67	PCB-70	22	
OA10-SD0406-2211FD-11092022	570-116878-79	PCB-70	21	1.16
OA10-SD0608-2211-11092022	570-116878-68	PCB-70	26	
OA10-SD0608-2211FD-11092022	570-116878-80	PCB-70	27	-0.94
OA10-SD0812-2211-11092022	570-116878-69	PCB-70	37	
OA10-SD0812-2211FD-11092022	570-116878-81	PCB-70	39	-1.32
OA10-SD1216-2211-11092022	570-116878-70	PCB-70	110	

Field ID	lab_I d	chemical_name	result	RPD
OA10-SD1216-2211FD-11092022	570-116878-82	PCB-70	130	-4.17
OA10-SD1620-2211-11092022	570-116878-71	PCB-70	50	
OA10-SD1620-2211FD-11092022	570-116878-83	PCB-70	66	-6.90
OA10-SD2024-2211-11092022	570-116878-72	PCB-70	26	
OA10-SD2024-2211FD-11092022	570-116878-84	PCB-70	17	10.47
OA10-SD2428-2211-11092022	570-116878-73	PCB-70	2.4	
OA10-SD2428-2211FD-11092022	570-116878-85	PCB-70	2.5	-1.02
OA10-SD2832-2211-11092022	570-116878-74	PCB-70	16	
OA10-SD2832-2211FD-11092022	570-116878-86	PCB-70	0.56	46.62
OA10-SD3236-2211-11092022	570-116878-75	PCB-70	11	
OA10-SD3236-2211FD-11092022	570-116878-87	PCB-70	3.1	28.01
OA10-SD3640-2211-11092022	570-116878-76	PCB-70	5.1	
OA10-SD3640-2211FD-11092022	570-116878-88	PCB-70	0.33	43.92
OA11-SD0002-2211-11092022	570-116878-90	PCB-70	22	
OA11-SD0002-2211FD-11092022	570-116878-109	PCB-70	24	-2.17
OA11-SD0204-2211-11092022	570-116878-91	PCB-70	25	
OA11-SD0204-2211FD-11092022	570-116878-110	PCB-70	47	-15.28
OA11-SD0406-2211-11092022	570-116878-92	PCB-70	27	
OA11-SD0406-2211FD-11092022	570-116878-111	PCB-70	16	12.79
OA11-SD0608-2211-11092022	570-116878-93	PCB-70	30	
OA11-SD0608-2211FD-11092022	570-116878-112	PCB-70	61	-17.03
OA11-SD0812-2211-11092022	570-116878-94	PCB-70	31	
OA11-SD0812-2211FD-11092022	570-116878-113	PCB-70	24	6.36

Field ID	lab_I d	chemical_name	result	RPD
OA11-SD1216-2211-11092022	570-116878-95	PCB-70	55	
OA11-SD1216-2211FD-11092022	570-116878-114	PCB-70	45	5.00
OA11-SD1620-2211-11092022	570-116878-96	PCB-70	200	
OA11-SD1620-2211FD-11092022	570-116878-115	PCB-70	99	16.89
OA11-SD2024-2211-11092022	570-116878-97	PCB-70	350	
OA11-SD2024-2211FD-11092022	570-116878-116	PCB-70	82	31.02
OA11-SD2428-2211-11092022	570-116878-98	PCB-70	480	
OA11-SD2428-2211FD-11092022	570-116878-117	PCB-70	290	12.34
OA11-SD2832-2211-11092022	570-116878-99	PCB-70	460	
OA11-SD2832-2211FD-11092022	570-116878-118	PCB-70	540	-4.00
OA11-SD3236-2211-11092022	570-116878-100	PCB-70	320	
OA11-SD3236-2211FD-11092022	570-116878-119	PCB-70	680	-18.00
OA11-SD3640-2211-11092022	570-116878-101	PCB-70	350	
OA11-SD3640-2211FD-11092022	570-116878-120	PCB-70	300	3.85
OA11-SD4044-2211-11092022	570-116878-102	PCB-70	290	
OA11-SD4044-2211FD-11092022	570-116878-121	PCB-70	51	35.04
OA11-SD4448-2211-11092022	570-116878-103	PCB-70	52	
OA11-SD4448-2211FD-11092022	570-116878-122	PCB-70	41	5.91
OA11-SD4852-2211-11092022	570-116878-104	PCB-70	23	
OA11-SD4852-2211FD-11092022	570-116878-123	PCB-70	61	-22.62
OA11-SD5256-2211-11092022	570-116878-105	PCB-70	35	
OA11-SD5256-2211FD-11092022	570-116878-124	PCB-70	0.95	47.36
OA11-SD5660-2211-11092022	570-116878-106	PCB-70	19	

Field ID	lab_I d	chemical_name	result	RPD
OA11-SD5660-2211FD-11092022	570-116878-125	PCB-70	0.95	45.24
OA11-SD6064-2211-11092022	570-116878-107	PCB-70	3.8	
OA11-SD6064-2211FD-11092022	570-116878-126	PCB-70	36	-40.45
OA11-SD6458-2211-11092022	570-116878-108	PCB-70	9.6	
OA11-SD6468-2211FD-11092022	570-116878-127	PCB-70	<DL	200.00
OA12-SD0002-2211-11092022	570-116878-129	PCB-70	11	
OA12-SD0002-2211FD-11092022	570-116878-142	PCB-70	13	-4.17
OA12-SD0204-2211-11092022	570-116878-130	PCB-70	9.3	
OA12-SD0204-2211FD-11092022	570-116878-143	PCB-70	8.5	2.25
OA12-SD0406-2211-11092022	570-116878-131	PCB-70	19	
OA12-SD0406-2211FD-11092022	570-116878-144	PCB-70	8.9	18.10
OA12-SD0608-2211-11092022	570-116878-132	PCB-70	14	
OA12-SD0608-2211FD-11092022	570-116878-145	PCB-70	13	1.85
OA12-SD0812-2211-11092022	570-116878-133	PCB-70	34	
OA12-SD0812-2211FD-11092022	570-116878-146	PCB-70	12	23.91
OA12-SD1216-2211-11092022	570-116878-134	PCB-70	47	
OA12-SD1216-2211FD-11092022	570-116878-147	PCB-70	32	9.49
OA12-SD1620-2211-11092022	570-116878-135	PCB-70	19	
OA12-SD1620-2211FD-11092022	570-116878-148	PCB-70	30	-11.22
OA12-SD2024-2211-11092022	570-116878-136	PCB-70	6.3	
OA12-SD2024-2211FD-11092022	570-116878-149	PCB-70	8.5	-7.43
OA12-SD2428-2211-11092022	570-116878-137	PCB-70	1.1	
OA12-SD2428-2211FD-11092022	570-116878-150	PCB-70	2.0	-14.52

Field ID	lab_I d	chemical_name	result	RPD
OA12-SD2832-2211-11092022	570-116878-138	PCB-70	0.84	
OA12-SD2832-2211FD-11092022	570-116878-151	PCB-70	<DL	200.00
OA12-SD3236-2211-11092022	570-116878-139	PCB-70	7.1	
OA12-SD3236-2211FD-11092022	570-116878-152	PCB-70	0.24	46.73
OA07-SD0002-2211-11092022	570-116878-1	PCB-74	22	
OA07-SD0002-2211FD-11092022	570-116878-17	PCB-74	12	14.71
OA07-SD0204-2211-11092022	570-116878-2	PCB-74	29	
OA07-SD0204-2211FD-11092022	570-116878-18	PCB-74	24	4.72
OA07-SD0406-2211-11092022	570-116878-3	PCB-74	51	
OA07-SD0406-2211FD-11092022	570-116878-19	PCB-74	40	6.04
OA07-SD0608-2211-11092022	570-116878-4	PCB-74	200	
OA07-SD0608-2211FD-11092022	570-116878-20	PCB-74	43	32.30
OA07-SD0812-2211-11092022	570-116878-5	PCB-74	310	
OA07-SD0812-2211FD-11092022	570-116878-21	PCB-74	62	33.33
OA07-SD1216-2211-11092022	570-116878-6	PCB-74	160	
OA07-SD1216-2211FD-11092022	570-116878-22	PCB-74	160	0.00
OA07-SD1620-2211-11092022	570-116878-7	PCB-74	120	
OA07-SD1620-2211FD-11092022	570-116878-23	PCB-74	120	0.00
OA07-SD2024-2211-11092022	570-116878-8	PCB-74	94	
OA07-SD2024-2211FD-11092022	570-116878-24	PCB-74	24	29.66
OA07-SD2428-2211-11092022	570-116878-9	PCB-74	2.5	
OA07-SD2428-2211FD-11092022	570-116878-25	PCB-74	9.4	-28.99
OA07-SD2832-2211-11092022	570-116878-10	PCB-74	1.8	

Field ID	lab_I d	chemical_name	result	RPD
OA07-SD2832-2211FD-11092022	570-116878-26	PCB-74	3.1	-13.27
OA07-SD3236-2211-11092022	570-116878-11	PCB-74	1.1	
OA07-SD3236-2211FD-11092022	570-116878-27	PCB-74	2.6	-20.27
OA07-SD3640-2211-11092022	570-116878-12	PCB-74	0.41	
OA07-SD3640-2211FD-11092022	570-116878-28	PCB-74	3.3	-38.95
OA07-SD4044-2211-11092022	570-116878-13	PCB-74	0.29	
OA07-SD4044-2211FD-11092022	570-116878-29	PCB-74	3.0	-41.19
OA07-SD4448-2211-11092022	570-116878-14	PCB-74	1.2	
OA07-SD4448-2211FD-11092022	570-116878-30	PCB-74	0.40	25.00
OA10-SD0002-2211-11092022	570-116878-65	PCB-74	11	
OA10-SD0002-2211FD-11092022	570-116878-77	PCB-74	6.9	11.45
OA10-SD0204-2211-11092022	570-116878-66	PCB-74	6.5	
OA10-SD0204-2211FD-11092022	570-116878-78	PCB-74	6.7	-0.76
OA10-SD0406-2211-11092022	570-116878-67	PCB-74	10	
OA10-SD0406-2211FD-11092022	570-116878-79	PCB-74	10	0.00
OA10-SD0608-2211-11092022	570-116878-68	PCB-74	19	
OA10-SD0608-2211FD-11092022	570-116878-80	PCB-74	15	5.88
OA10-SD0812-2211-11092022	570-116878-69	PCB-74	21	
OA10-SD0812-2211FD-11092022	570-116878-81	PCB-74	20	1.22
OA10-SD1216-2211-11092022	570-116878-70	PCB-74	49	
OA10-SD1216-2211FD-11092022	570-116878-82	PCB-74	63	-6.25
OA10-SD1620-2211-11092022	570-116878-71	PCB-74	26	
OA10-SD1620-2211FD-11092022	570-116878-83	PCB-74	31	-4.39

Field ID	lab_I d	chemical_name	result	RPD
OA10-SD2024-2211-11092022	570-116878-72	PCB-74	17	
OA10-SD2024-2211FD-11092022	570-116878-84	PCB-74	9.9	13.20
OA10-SD2428-2211-11092022	570-116878-73	PCB-74	1.0	
OA10-SD2428-2211FD-11092022	570-116878-85	PCB-74	1.7	-12.96
OA10-SD2832-2211-11092022	570-116878-74	PCB-74	9.6	
OA10-SD2832-2211FD-11092022	570-116878-86	PCB-74	0.42	45.81
OA10-SD3236-2211-11092022	570-116878-75	PCB-74	5.7	
OA10-SD3236-2211FD-11092022	570-116878-87	PCB-74	2.5	19.51
OA10-SD3640-2211-11092022	570-116878-76	PCB-74	2.4	
OA10-SD3640-2211FD-11092022	570-116878-88	PCB-74	0.41	35.41
OA11-SD0002-2211-11092022	570-116878-90	PCB-74	13	
OA11-SD0002-2211FD-11092022	570-116878-109	PCB-74	13	0.00
OA11-SD0204-2211-11092022	570-116878-91	PCB-74	14	
OA11-SD0204-2211FD-11092022	570-116878-110	PCB-74	25	-14.10
OA11-SD0406-2211-11092022	570-116878-92	PCB-74	14	
OA11-SD0406-2211FD-11092022	570-116878-111	PCB-74	6.8	17.31
OA11-SD0608-2211-11092022	570-116878-93	PCB-74	18	
OA11-SD0608-2211FD-11092022	570-116878-112	PCB-74	42	-20.00
OA11-SD0812-2211-11092022	570-116878-94	PCB-74	18	
OA11-SD0812-2211FD-11092022	570-116878-113	PCB-74	13	8.06
OA11-SD1216-2211-11092022	570-116878-95	PCB-74	33	
OA11-SD1216-2211FD-11092022	570-116878-114	PCB-74	32	0.77
OA11-SD1620-2211-11092022	570-116878-96	PCB-74	99	

Field ID	lab_I d	chemical_name	result	RPD
OA11-SD1620-2211FD-11092022	570-116878-115	PCB-74	63	11.11
OA11-SD2024-2211-11092022	570-116878-97	PCB-74	220	
OA11-SD2024-2211FD-11092022	570-116878-116	PCB-74	41	34.29
OA11-SD2428-2211-11092022	570-116878-98	PCB-74	300	
OA11-SD2428-2211FD-11092022	570-116878-117	PCB-74	160	15.22
OA11-SD2832-2211-11092022	570-116878-99	PCB-74	230	
OA11-SD2832-2211FD-11092022	570-116878-118	PCB-74	240	-1.06
OA11-SD3236-2211-11092022	570-116878-100	PCB-74	150	
OA11-SD3236-2211FD-11092022	570-116878-119	PCB-74	300	-16.67
OA11-SD3640-2211-11092022	570-116878-101	PCB-74	160	
OA11-SD3640-2211FD-11092022	570-116878-120	PCB-74	160	0.00
OA11-SD4044-2211-11092022	570-116878-102	PCB-74	130	
OA11-SD4044-2211FD-11092022	570-116878-121	PCB-74	28	32.28
OA11-SD4448-2211-11092022	570-116878-103	PCB-74	18	
OA11-SD4448-2211FD-11092022	570-116878-122	PCB-74	24	-7.14
OA11-SD4852-2211-11092022	570-116878-104	PCB-74	12	
OA11-SD4852-2211FD-11092022	570-116878-123	PCB-74	34	-23.91
OA11-SD5256-2211-11092022	570-116878-105	PCB-74	16	
OA11-SD5256-2211FD-11092022	570-116878-124	PCB-74	<DL	200.00
OA11-SD5660-2211-11092022	570-116878-106	PCB-74	6.6	
OA11-SD5660-2211FD-11092022	570-116878-125	PCB-74	0.35	44.96
OA11-SD6064-2211-11092022	570-116878-107	PCB-74	1.5	
OA11-SD6064-2211FD-11092022	570-116878-126	PCB-74	23	-43.88

Field ID	lab_I d	chemical_name	result	RPD
OA11-SD6458-2211-11092022	570-116878-108	PCB-74	3.2	
OA11-SD6468-2211FD-11092022	570-116878-127	PCB-74	<DL	200.00
OA12-SD0002-2211-11092022	570-116878-129	PCB-74	7.2	
OA12-SD0002-2211FD-11092022	570-116878-142	PCB-74	7.4	-0.68
OA12-SD0204-2211-11092022	570-116878-130	PCB-74	6.3	
OA12-SD0204-2211FD-11092022	570-116878-143	PCB-74	6.2	0.40
OA12-SD0406-2211-11092022	570-116878-131	PCB-74	12	
OA12-SD0406-2211FD-11092022	570-116878-144	PCB-74	6.0	16.67
OA12-SD0608-2211-11092022	570-116878-132	PCB-74	9.2	
OA12-SD0608-2211FD-11092022	570-116878-145	PCB-74	9.2	0.00
OA12-SD0812-2211-11092022	570-116878-133	PCB-74	20	
OA12-SD0812-2211FD-11092022	570-116878-146	PCB-74	8.8	19.44
OA12-SD1216-2211-11092022	570-116878-134	PCB-74	29	
OA12-SD1216-2211FD-11092022	570-116878-147	PCB-74	19	10.42
OA12-SD1620-2211-11092022	570-116878-135	PCB-74	11	
OA12-SD1620-2211FD-11092022	570-116878-148	PCB-74	16	-9.26
OA12-SD2024-2211-11092022	570-116878-136	PCB-74	4.9	
OA12-SD2024-2211FD-11092022	570-116878-149	PCB-74	4.7	1.04
OA12-SD2428-2211-11092022	570-116878-137	PCB-74	0.64	
OA12-SD2428-2211FD-11092022	570-116878-150	PCB-74	2.0	-25.76
OA12-SD2832-2211-11092022	570-116878-138	PCB-74	0.76	
OA12-SD2832-2211FD-11092022	570-116878-151	PCB-74	<DL	200.00
OA12-SD3236-2211-11092022	570-116878-139	PCB-74	4.7	

Field ID	lab_I d	chemical_name	result	RPD
OA12-SD3236-2211FD-11092022	570-116878-152	PCB-74	0.14	47.11
OA07-SD0406-2211-11092022	570-116878-3	PCB-77	7.5	
OA07-SD0406-2211FD-11092022	570-116878-19	PCB-77	<DL	200.00
OA07-SD1216-2211-11092022	570-116878-6	PCB-77	50	
OA07-SD1216-2211FD-11092022	570-116878-22	PCB-77	63	-5.75
OA07-SD1620-2211-11092022	570-116878-7	PCB-77	45	
OA07-SD1620-2211FD-11092022	570-116878-23	PCB-77	35	6.25
OA10-SD1216-2211-11092022	570-116878-70	PCB-77	<DL	
OA10-SD1216-2211FD-11092022	570-116878-82	PCB-77	18	200.00
OA11-SD0002-2211-11092022	570-116878-90	PCB-77	2.3	
OA11-SD0002-2211FD-11092022	570-116878-109	PCB-77	4.3	-15.15
OA11-SD0204-2211-11092022	570-116878-91	PCB-77	<DL	
OA11-SD0204-2211FD-11092022	570-116878-110	PCB-77	5.2	200.00
OA11-SD0406-2211-11092022	570-116878-92	PCB-77	4.3	
OA11-SD0406-2211FD-11092022	570-116878-111	PCB-77	0.83	33.82
OA11-SD0608-2211-11092022	570-116878-93	PCB-77	4.1	
OA11-SD0608-2211FD-11092022	570-116878-112	PCB-77	11	-22.85
OA11-SD0812-2211-11092022	570-116878-94	PCB-77	5.0	
OA11-SD0812-2211FD-11092022	570-116878-113	PCB-77	3.6	8.14
OA11-SD1216-2211-11092022	570-116878-95	PCB-77	7.8	
OA11-SD1216-2211FD-11092022	570-116878-114	PCB-77	8.7	-2.73
OA11-SD1620-2211-11092022	570-116878-96	PCB-77	28	
OA11-SD1620-2211FD-11092022	570-116878-115	PCB-77	53	-15.43

Field ID	lab_I d	chemical_name	result	RPD
OA11-SD2024-2211-11092022	570-116878-97	PCB-77	50	
OA11-SD2024-2211FD-11092022	570-116878-116	PCB-77	20	21.43
OA11-SD2428-2211-11092022	570-116878-98	PCB-77	71	
OA11-SD2428-2211FD-11092022	570-116878-117	PCB-77	40	13.96
OA11-SD2832-2211-11092022	570-116878-99	PCB-77	62	
OA11-SD2832-2211FD-11092022	570-116878-118	PCB-77	59	1.24
OA11-SD3236-2211-11092022	570-116878-100	PCB-77	53	
OA11-SD3236-2211FD-11092022	570-116878-119	PCB-77	70	-6.91
OA11-SD3640-2211-11092022	570-116878-101	PCB-77	66	
OA11-SD3640-2211FD-11092022	570-116878-120	PCB-77	42	11.11
OA11-SD4044-2211-11092022	570-116878-102	PCB-77	<DL	
OA11-SD4044-2211FD-11092022	570-116878-121	PCB-77	9.2	200.00
OA11-SD4448-2211-11092022	570-116878-103	PCB-77	11	
OA11-SD4448-2211FD-11092022	570-116878-122	PCB-77	11	0.00
OA11-SD4852-2211-11092022	570-116878-104	PCB-77	<DL	
OA11-SD4852-2211FD-11092022	570-116878-123	PCB-77	11	200.00
OA11-SD5256-2211-11092022	570-116878-105	PCB-77	1.3	
OA11-SD5256-2211FD-11092022	570-116878-124	PCB-77	<DL	200.00
OA11-SD5660-2211-11092022	570-116878-106	PCB-77	0.70	
OA11-SD5660-2211FD-11092022	570-116878-125	PCB-77	<DL	200.00
OA11-SD6064-2211-11092022	570-116878-107	PCB-77	<DL	
OA11-SD6064-2211FD-11092022	570-116878-126	PCB-77	4.9	200.00
OA11-SD6458-2211-11092022	570-116878-108	PCB-77	0.35	

Field ID	lab_I d	chemical_name	result	RPD
OA11-SD6468-2211FD-11092022	570-116878-127	PCB-77	<DL	200.00
OA12-SD0002-2211-11092022	570-116878-129	PCB-77	<DL	
OA12-SD0002-2211FD-11092022	570-116878-142	PCB-77	3.9	200.00
OA12-SD0204-2211-11092022	570-116878-130	PCB-77	1.4	
OA12-SD0204-2211FD-11092022	570-116878-143	PCB-77	1.9	-7.58
OA12-SD0608-2211-11092022	570-116878-132	PCB-77	<DL	
OA12-SD0608-2211FD-11092022	570-116878-145	PCB-77	2.6	200.00
OA12-SD0812-2211-11092022	570-116878-133	PCB-77	3.8	
OA12-SD0812-2211FD-11092022	570-116878-146	PCB-77	<DL	200.00
OA12-SD1216-2211-11092022	570-116878-134	PCB-77	7.5	
OA12-SD1216-2211FD-11092022	570-116878-147	PCB-77	6.5	3.57
OA12-SD1620-2211-11092022	570-116878-135	PCB-77	3.6	
OA12-SD1620-2211FD-11092022	570-116878-148	PCB-77	5.4	-10.00
OA12-SD3236-2211-11092022	570-116878-139	PCB-77	0.93	
OA12-SD3236-2211FD-11092022	570-116878-152	PCB-77	<DL	200.00
OA07-SD0002-2211-11092022	570-116878-1	PCB-87	26	
OA07-SD0002-2211FD-11092022	570-116878-17	PCB-87	14	15.00
OA07-SD0204-2211-11092022	570-116878-2	PCB-87	35	
OA07-SD0204-2211FD-11092022	570-116878-18	PCB-87	31	3.03
OA07-SD0406-2211-11092022	570-116878-3	PCB-87	32	
OA07-SD0406-2211FD-11092022	570-116878-19	PCB-87	30	1.61
OA07-SD0608-2211-11092022	570-116878-4	PCB-87	200	
OA07-SD0608-2211FD-11092022	570-116878-20	PCB-87	57	27.82

Field ID	lab_I d	chemical_name	result	RPD
OA07-SD0812-2211-11092022	570-116878-5	PCB-87	310	
OA07-SD0812-2211FD-11092022	570-116878-21	PCB-87	77	30.10
OA07-SD1216-2211-11092022	570-116878-6	PCB-87	220	
OA07-SD1216-2211FD-11092022	570-116878-22	PCB-87	250	-3.19
OA07-SD1620-2211-11092022	570-116878-7	PCB-87	120	
OA07-SD1620-2211FD-11092022	570-116878-23	PCB-87	170	-8.62
OA07-SD2024-2211-11092022	570-116878-8	PCB-87	<DL	
OA07-SD2024-2211FD-11092022	570-116878-24	PCB-87	27	200.00
OA07-SD2428-2211-11092022	570-116878-9	PCB-87	3.9	
OA07-SD2428-2211FD-11092022	570-116878-25	PCB-87	15	-29.37
OA07-SD2832-2211-11092022	570-116878-10	PCB-87	1.8	
OA07-SD2832-2211FD-11092022	570-116878-26	PCB-87	3.5	-16.04
OA07-SD3236-2211-11092022	570-116878-11	PCB-87	1.0	
OA07-SD3236-2211FD-11092022	570-116878-27	PCB-87	2.5	-21.43
OA07-SD3640-2211-11092022	570-116878-12	PCB-87	0.38	
OA07-SD3640-2211FD-11092022	570-116878-28	PCB-87	3.4	-39.95
OA07-SD4044-2211-11092022	570-116878-13	PCB-87	<DL	
OA07-SD4044-2211FD-11092022	570-116878-29	PCB-87	3.4	200.00
OA07-SD4448-2211-11092022	570-116878-14	PCB-87	1.1	
OA07-SD4448-2211FD-11092022	570-116878-30	PCB-87	0.35	25.86
OA10-SD0002-2211-11092022	570-116878-65	PCB-87	12	
OA10-SD0002-2211FD-11092022	570-116878-77	PCB-87	6.4	15.22
OA10-SD0204-2211-11092022	570-116878-66	PCB-87	9.8	

Field ID	lab_I d	chemical_name	result	RPD
OA10-SD0204-2211FD-11092022	570-116878-78	PCB-87	10	-0.51
OA10-SD0406-2211-11092022	570-116878-67	PCB-87	17	
OA10-SD0406-2211FD-11092022	570-116878-79	PCB-87	14	4.84
OA10-SD0608-2211-11092022	570-116878-68	PCB-87	11	
OA10-SD0608-2211FD-11092022	570-116878-80	PCB-87	23	-17.65
OA10-SD0812-2211-11092022	570-116878-69	PCB-87	26	
OA10-SD0812-2211FD-11092022	570-116878-81	PCB-87	27	-0.94
OA10-SD1216-2211-11092022	570-116878-70	PCB-87	74	
OA10-SD1216-2211FD-11092022	570-116878-82	PCB-87	60	5.22
OA10-SD1620-2211-11092022	570-116878-71	PCB-87	38	
OA10-SD1620-2211FD-11092022	570-116878-83	PCB-87	35	2.05
OA10-SD2024-2211-11092022	570-116878-72	PCB-87	17	
OA10-SD2024-2211FD-11092022	570-116878-84	PCB-87	7.1	20.54
OA10-SD2428-2211-11092022	570-116878-73	PCB-87	1.3	
OA10-SD2428-2211FD-11092022	570-116878-85	PCB-87	1.2	2.00
OA10-SD2832-2211-11092022	570-116878-74	PCB-87	12	
OA10-SD2832-2211FD-11092022	570-116878-86	PCB-87	<DL	200.00
OA10-SD3236-2211-11092022	570-116878-75	PCB-87	7.6	
OA10-SD3236-2211FD-11092022	570-116878-87	PCB-87	1.7	31.72
OA10-SD3640-2211-11092022	570-116878-76	PCB-87	2.8	
OA10-SD3640-2211FD-11092022	570-116878-88	PCB-87	<DL	200.00
OA11-SD0002-2211-11092022	570-116878-90	PCB-87	7.6	
OA11-SD0002-2211FD-11092022	570-116878-109	PCB-87	11	-9.14

Field ID	lab_I d	chemical_name	result	RPD
OA11-SD0204-2211-11092022	570-116878-91	PCB-87	14	
OA11-SD0204-2211FD-11092022	570-116878-110	PCB-87	33	-20.21
OA11-SD0406-2211-11092022	570-116878-92	PCB-87	9.4	
OA11-SD0406-2211FD-11092022	570-116878-111	PCB-87	12	-6.07
OA11-SD0608-2211-11092022	570-116878-93	PCB-87	9.4	
OA11-SD0608-2211FD-11092022	570-116878-112	PCB-87	29	-25.52
OA11-SD0812-2211-11092022	570-116878-94	PCB-87	9.5	
OA11-SD0812-2211FD-11092022	570-116878-113	PCB-87	24	-21.64
OA11-SD1216-2211-11092022	570-116878-95	PCB-87	15	
OA11-SD1216-2211FD-11092022	570-116878-114	PCB-87	18	-4.55
OA11-SD1620-2211-11092022	570-116878-96	PCB-87	50	
OA11-SD1620-2211FD-11092022	570-116878-115	PCB-87	90	-14.29
OA11-SD2024-2211-11092022	570-116878-97	PCB-87	74	
OA11-SD2024-2211FD-11092022	570-116878-116	PCB-87	58	6.06
OA11-SD2428-2211-11092022	570-116878-98	PCB-87	150	
OA11-SD2428-2211FD-11092022	570-116878-117	PCB-87	63	20.42
OA11-SD2832-2211-11092022	570-116878-99	PCB-87	58	
OA11-SD2832-2211FD-11092022	570-116878-118	PCB-87	120	-17.42
OA11-SD3236-2211-11092022	570-116878-100	PCB-87	81	
OA11-SD3236-2211FD-11092022	570-116878-119	PCB-87	170	-17.73
OA11-SD3640-2211-11092022	570-116878-101	PCB-87	110	
OA11-SD3640-2211FD-11092022	570-116878-120	PCB-87	110	0.00
OA11-SD4448-2211-11092022	570-116878-103	PCB-87	24	

Field ID	lab_I d	chemical_name	result	RPD
OA11-SD4448-2211FD-11092022	570-116878-122	PCB-87	23	1.06
OA11-SD4852-2211-11092022	570-116878-104	PCB-87	9.8	
OA11-SD4852-2211FD-11092022	570-116878-123	PCB-87	23	-20.12
OA11-SD5256-2211-11092022	570-116878-105	PCB-87	6.1	
OA11-SD5256-2211FD-11092022	570-116878-124	PCB-87	<DL	200.00
OA11-SD5660-2211-11092022	570-116878-106	PCB-87	7.7	
OA11-SD5660-2211FD-11092022	570-116878-125	PCB-87	0.92	39.33
OA11-SD6064-2211-11092022	570-116878-107	PCB-87	1.9	
OA11-SD6064-2211FD-11092022	570-116878-126	PCB-87	12	-36.33
OA11-SD6458-2211-11092022	570-116878-108	PCB-87	5.2	
OA11-SD6468-2211FD-11092022	570-116878-127	PCB-87	<DL	200.00
OA12-SD0002-2211-11092022	570-116878-129	PCB-87	8.2	
OA12-SD0002-2211FD-11092022	570-116878-142	PCB-87	7.9	0.93
OA12-SD0204-2211-11092022	570-116878-130	PCB-87	4.7	
OA12-SD0204-2211FD-11092022	570-116878-143	PCB-87	3.5	7.32
OA12-SD0406-2211-11092022	570-116878-131	PCB-87	13	
OA12-SD0406-2211FD-11092022	570-116878-144	PCB-87	3.7	27.84
OA12-SD0608-2211-11092022	570-116878-132	PCB-87	13	
OA12-SD0608-2211FD-11092022	570-116878-145	PCB-87	6.4	17.01
OA12-SD0812-2211-11092022	570-116878-133	PCB-87	12	
OA12-SD0812-2211FD-11092022	570-116878-146	PCB-87	5.3	19.36
OA12-SD1216-2211-11092022	570-116878-134	PCB-87	19	
OA12-SD1216-2211FD-11092022	570-116878-147	PCB-87	14	7.58

Field ID	lab_I d	chemical_name	result	RPD
OA12-SD1620-2211-11092022	570-116878-135	PCB-87	7.9	
OA12-SD1620-2211FD-11092022	570-116878-148	PCB-87	10	-5.87
OA12-SD2024-2211-11092022	570-116878-136	PCB-87	3.0	
OA12-SD2024-2211FD-11092022	570-116878-149	PCB-87	5.2	-13.41
OA12-SD2428-2211-11092022	570-116878-137	PCB-87	0.64	
OA12-SD2428-2211FD-11092022	570-116878-150	PCB-87	1.5	-20.09
OA12-SD2832-2211-11092022	570-116878-138	PCB-87	0.68	
OA12-SD2832-2211FD-11092022	570-116878-151	PCB-87	<DL	200.00
OA12-SD3236-2211-11092022	570-116878-139	PCB-87	3.0	
OA12-SD3236-2211FD-11092022	570-116878-152	PCB-87	<DL	200.00
OA07-SD0002-2211-11092022	570-116878-1	PCB-99	22	
OA07-SD0002-2211FD-11092022	570-116878-17	PCB-99	16	7.89
OA07-SD0204-2211-11092022	570-116878-2	PCB-99	35	
OA07-SD0204-2211FD-11092022	570-116878-18	PCB-99	29	4.69
OA07-SD0406-2211-11092022	570-116878-3	PCB-99	46	
OA07-SD0406-2211FD-11092022	570-116878-19	PCB-99	39	4.12
OA07-SD0608-2211-11092022	570-116878-4	PCB-99	510	
OA07-SD0608-2211FD-11092022	570-116878-20	PCB-99	51	40.91
OA07-SD0812-2211-11092022	570-116878-5	PCB-99	740	
OA07-SD0812-2211FD-11092022	570-116878-21	PCB-99	63	42.15
OA07-SD1216-2211-11092022	570-116878-6	PCB-99	160	
OA07-SD1216-2211FD-11092022	570-116878-22	PCB-99	160	0.00
OA07-SD1620-2211-11092022	570-116878-7	PCB-99	120	

Field ID	lab_I d	chemical_name	result	RPD
OA07-SD1620-2211FD-11092022	570-116878-23	PCB-99	120	0.00
OA07-SD2024-2211-11092022	570-116878-8	PCB-99	120	
OA07-SD2024-2211FD-11092022	570-116878-24	PCB-99	24	33.33
OA07-SD2428-2211-11092022	570-116878-9	PCB-99	4.5	
OA07-SD2428-2211FD-11092022	570-116878-25	PCB-99	12	-22.73
OA07-SD2832-2211-11092022	570-116878-10	PCB-99	1.9	
OA07-SD2832-2211FD-11092022	570-116878-26	PCB-99	3.4	-14.15
OA07-SD3236-2211-11092022	570-116878-11	PCB-99	1.5	
OA07-SD3236-2211FD-11092022	570-116878-27	PCB-99	3.2	-18.09
OA07-SD3640-2211-11092022	570-116878-12	PCB-99	0.41	
OA07-SD3640-2211FD-11092022	570-116878-28	PCB-99	3.4	-39.24
OA07-SD4044-2211-11092022	570-116878-13	PCB-99	0.37	
OA07-SD4044-2211FD-11092022	570-116878-29	PCB-99	3.5	-40.44
OA07-SD4448-2211-11092022	570-116878-14	PCB-99	1.4	
OA07-SD4448-2211FD-11092022	570-116878-30	PCB-99	0.63	18.97
OA10-SD0002-2211-11092022	570-116878-65	PCB-99	11	
OA10-SD0002-2211FD-11092022	570-116878-77	PCB-99	8.7	5.84
OA10-SD0204-2211-11092022	570-116878-66	PCB-99	8.3	
OA10-SD0204-2211FD-11092022	570-116878-78	PCB-99	8.6	-0.89
OA10-SD0406-2211-11092022	570-116878-67	PCB-99	13	
OA10-SD0406-2211FD-11092022	570-116878-79	PCB-99	14	-1.85
OA10-SD0608-2211-11092022	570-116878-68	PCB-99	22	
OA10-SD0608-2211FD-11092022	570-116878-80	PCB-99	20	2.38

Field ID	lab_I d	chemical_name	result	RPD
OA10-SD0812-2211-11092022	570-116878-69	PCB-99	28	
OA10-SD0812-2211FD-11092022	570-116878-81	PCB-99	22	6.00
OA10-SD1216-2211-11092022	570-116878-70	PCB-99	58	
OA10-SD1216-2211FD-11092022	570-116878-82	PCB-99	79	-7.66
OA10-SD1620-2211-11092022	570-116878-71	PCB-99	30	
OA10-SD1620-2211FD-11092022	570-116878-83	PCB-99	33	-2.38
OA10-SD2024-2211-11092022	570-116878-72	PCB-99	<DL	
OA10-SD2024-2211FD-11092022	570-116878-84	PCB-99	9.7	200.00
OA10-SD2428-2211-11092022	570-116878-73	PCB-99	1.5	
OA10-SD2428-2211FD-11092022	570-116878-85	PCB-99	2.1	-8.33
OA10-SD2832-2211-11092022	570-116878-74	PCB-99	11	
OA10-SD2832-2211FD-11092022	570-116878-86	PCB-99	0.80	43.22
OA10-SD3236-2211-11092022	570-116878-75	PCB-99	7.4	
OA10-SD3236-2211FD-11092022	570-116878-87	PCB-99	2.6	24.00
OA10-SD3640-2211-11092022	570-116878-76	PCB-99	3.1	
OA10-SD3640-2211FD-11092022	570-116878-88	PCB-99	0.60	33.78
OA11-SD0002-2211-11092022	570-116878-90	PCB-99	11	
OA11-SD0002-2211FD-11092022	570-116878-109	PCB-99	13	-4.17
OA11-SD0204-2211-11092022	570-116878-91	PCB-99	14	
OA11-SD0204-2211FD-11092022	570-116878-110	PCB-99	30	-18.18
OA11-SD0406-2211-11092022	570-116878-92	PCB-99	14	
OA11-SD0406-2211FD-11092022	570-116878-111	PCB-99	8.2	13.06
OA11-SD0608-2211-11092022	570-116878-93	PCB-99	15	

Field ID	lab_I d	chemical_name	result	RPD
OA11-SD0608-2211FD-11092022	570-116878-112	PCB-99	40	-22.73
OA11-SD0812-2211-11092022	570-116878-94	PCB-99	15	
OA11-SD0812-2211FD-11092022	570-116878-113	PCB-99	15	0.00
OA11-SD1216-2211-11092022	570-116878-95	PCB-99	23	
OA11-SD1216-2211FD-11092022	570-116878-114	PCB-99	24	-1.06
OA11-SD1620-2211-11092022	570-116878-96	PCB-99	61	
OA11-SD1620-2211FD-11092022	570-116878-115	PCB-99	70	-3.44
OA11-SD2024-2211-11092022	570-116878-97	PCB-99	130	
OA11-SD2024-2211FD-11092022	570-116878-116	PCB-99	46	23.86
OA11-SD2428-2211-11092022	570-116878-98	PCB-99	210	
OA11-SD2428-2211FD-11092022	570-116878-117	PCB-99	130	11.76
OA11-SD2832-2211-11092022	570-116878-99	PCB-99	130	
OA11-SD2832-2211FD-11092022	570-116878-118	PCB-99	210	-11.76
OA11-SD3236-2211-11092022	570-116878-100	PCB-99	100	
OA11-SD3236-2211FD-11092022	570-116878-119	PCB-99	260	-22.22
OA11-SD3640-2211-11092022	570-116878-101	PCB-99	170	
OA11-SD3640-2211FD-11092022	570-116878-120	PCB-99	110	10.71
OA11-SD4044-2211-11092022	570-116878-102	PCB-99	170	
OA11-SD4044-2211FD-11092022	570-116878-121	PCB-99	28	35.86
OA11-SD4448-2211-11092022	570-116878-103	PCB-99	25	
OA11-SD4448-2211FD-11092022	570-116878-122	PCB-99	23	2.08
OA11-SD4852-2211-11092022	570-116878-104	PCB-99	11	
OA11-SD4852-2211FD-11092022	570-116878-123	PCB-99	26	-20.27

Field ID	lab_I d	chemical_name	result	RPD
OA11-SD5256-2211-11092022	570-116878-105	PCB-99	8.7	
OA11-SD5256-2211FD-11092022	570-116878-124	PCB-99	1.0	39.69
OA11-SD5660-2211-11092022	570-116878-106	PCB-99	6.8	
OA11-SD5660-2211FD-11092022	570-116878-125	PCB-99	1.3	33.95
OA11-SD6064-2211-11092022	570-116878-107	PCB-99	1.6	
OA11-SD6064-2211FD-11092022	570-116878-126	PCB-99	16	-40.91
OA11-SD6458-2211-11092022	570-116878-108	PCB-99	5.7	
OA11-SD6468-2211FD-11092022	570-116878-127	PCB-99	<DL	200.00
OA12-SD0002-2211-11092022	570-116878-129	PCB-99	10	
OA12-SD0002-2211FD-11092022	570-116878-142	PCB-99	11	-2.38
OA12-SD0204-2211-11092022	570-116878-130	PCB-99	7.3	
OA12-SD0204-2211FD-11092022	570-116878-143	PCB-99	6.8	1.77
OA12-SD0406-2211-11092022	570-116878-131	PCB-99	16	
OA12-SD0406-2211FD-11092022	570-116878-144	PCB-99	7.5	18.09
OA12-SD0608-2211-11092022	570-116878-132	PCB-99	<DL	
OA12-SD0608-2211FD-11092022	570-116878-145	PCB-99	9.7	200.00
OA12-SD0812-2211-11092022	570-116878-133	PCB-99	19	
OA12-SD0812-2211FD-11092022	570-116878-146	PCB-99	9.5	16.67
OA12-SD1216-2211-11092022	570-116878-134	PCB-99	24	
OA12-SD1216-2211FD-11092022	570-116878-147	PCB-99	19	5.81
OA12-SD1620-2211-11092022	570-116878-135	PCB-99	14	
OA12-SD1620-2211FD-11092022	570-116878-148	PCB-99	17	-4.84
OA12-SD2024-2211-11092022	570-116878-136	PCB-99	4.5	

Field ID	lab_I d	chemical_name	result	RPD
OA12-SD2024-2211FD-11092022	570-116878-149	PCB-99	6.4	-8.72
OA12-SD2428-2211-11092022	570-116878-137	PCB-99	1.0	
OA12-SD2428-2211FD-11092022	570-116878-150	PCB-99	<DL	200.00
OA12-SD2832-2211-11092022	570-116878-138	PCB-99	0.92	
OA12-SD2832-2211FD-11092022	570-116878-151	PCB-99	<DL	200.00
OA12-SD3236-2211-11092022	570-116878-139	PCB-99	4.3	
OA12-SD3236-2211FD-11092022	570-116878-152	PCB-99	0.33	42.87
OA07-SD0002-2211-11092022	570-116878-1	Total Organic Carbon	39500	
OA07-SD0002-2211FD-11092022	570-116878-17	Total Organic Carbon	36600	1.91
OA10-SD0608-2211-11092022	570-116878-68	Total Organic Carbon	30000	
OA10-SD0608-2211FD-11092022	570-116878-80	Total Organic Carbon	38400	-6.14
OA11-SD0204-2211-11092022	570-116878-91	Total Organic Carbon	26800	
OA11-SD0204-2211FD-11092022	570-116878-110	Total Organic Carbon	29300	-2.23
OA11-SD0406-2211-11092022	570-116878-92	Total Organic Carbon	31000	
OA11-SD0406-2211FD-11092022	570-116878-111	Total Organic Carbon	26200	4.20
OA12-SD0812-2211-11092022	570-116878-133	Total Organic Carbon - Duplicates	2.14	
OA12-SD0812-2211FD-11092022	570-116878-146	Total Organic Carbon - Duplicates	2.38	-2.65
OA12-SD1216-2211-11092022	570-116878-134	Total Organic Carbon - Duplicates	6.00	
OA12-SD1216-2211FD-11092022	570-116878-147	Total Organic Carbon - Duplicates	4.49	7.20
OA12-SD1620-2211-11092022	570-116878-135	Total Organic Carbon - Duplicates	2.95	
OA12-SD1620-2211FD-11092022	570-116878-148	Total Organic Carbon - Duplicates	3.29	-2.72
OA12-SD2024-2211-11092022	570-116878-136	Total Organic Carbon - Duplicates	1.62	
OA12-SD2024-2211FD-11092022	570-116878-149	Total Organic Carbon - Duplicates	1.41	3.47

Field ID	lab_I d	chemical_name	result	RPD
OA12-SD2428-2211-11092022	570-116878-137	Total Organic Carbon - Duplicates	1.09	
OA12-SD2428-2211FD-11092022	570-116878-150	Total Organic Carbon - Duplicates	1.21	-2.61
OA12-SD2832-2211-11092022	570-116878-138	Total Organic Carbon - Duplicates	1.85	
OA12-SD2832-2211FD-11092022	570-116878-151	Total Organic Carbon - Duplicates	1.04	14.01
OA12-SD3236-2211-11092022	570-116878-139	Total Organic Carbon - Duplicates	0.886	
OA12-SD3236-2211FD-11092022	570-116878-152	Total Organic Carbon - Duplicates	1.20	-7.53
OA12-SD3640-2211-11092022	570-116878-140	Total Organic Carbon - Duplicates	1.18	
OA12-SD3640-2211FD-11092022	570-116878-153	Total Organic Carbon - Duplicates	0.706	12.57
OA12-SD4044-2211-11092022	570-116878-141	Total Organic Carbon - Duplicates	0.783	
OA12-SD4044-2211FD-11092022	570-116878-154	Total Organic Carbon - Duplicates	0.818	-1.09

Appendix A

Level 4 Data Calculations

Data Validation calculations for
PALOS VERDES SHELF, MONTROSE CHEMICAL CORPORATION SUPERFUND SITE OU-5, REMEDIAL ACTION – MONITORED NATURAL RECOVERY COMPONENT
Jacobs Engineering Group, Inc.
68HE0318D0004, Task Order Number 68HE0921F0026
Performed by E-Lab Consultants
Eurofins/Calscience Environmental Testing SDG 570-116878-1

ICAL PCB-118/IS PHN-d10

288989		Inst; GCMSEEE		Lab ID; 570-116878-1		RRF	
Amount (units pg)	Response	ISTD Amt (pg units)	ISTD Resp	Rel. Resp.			Lab Reported Source Page 9149
2.0	89.0000	5000.0	738016.0	0.60		0.30148398	0.3015
10.0	293.0000	5000.0	614861.0	2.38		0.23826523	0.2383
50.0	1384.0000	5000.0	661220.0	10.47		0.20931006	0.2093
500.0	15412.0000	5000.0	666384.0	115.64		0.23127806	0.2313
1000.0	28072.0000	5000.0	645182.0	217.55		0.21755102	0.2176
2000.0	44918.0000	5000.0	571211.0	393.18		0.19659110	0.1966
					AVG	0.23241324	0.232433333
					COEF	0.99811532	
					RSD	15.9189531	15.9
(STDEV(G10:G14)/AVERAGE(G10:G14))*100							

$$RF = \frac{(A1_x + A2_x)C_{is}}{(A1_{is} + A2_{is})C_x}$$

where:
$A1_x$ and $A2_x$ = The measured areas at the primary and secondary m/z's for the PCB
$A1_{is}$ and $A2_{is}$ = The measured areas at the primary and secondary m/z's for the internal standard
C_{is} = The concentration of the internal standard (Table 5)
C_x = The concentration of the compound in the calibration standard (Table 5)

Average

$$\overline{RRF} = \sum_{i=1}^{n} \frac{x_i}{n}$$

where: $\overline{RRF}$ = Mean relative response factor.
x_i = RRF of the compound at concentration i.
n = Number of concentration values, in this case 5.

RSD%

$$\%RSD = \frac{SD_{RRF}}{\overline{RRF}} \times 100$$

and

$$SD_{RRF} = \sqrt{\sum_{i=1}^{N} \frac{(RRF_i - \overline{RRF})^2}{N - 1}}$$

where: SD_{RRF} = Standard deviation of initial response factors (per compound).
RRF_i = Relative response factor at a concentration level i.
$\overline{RRF}$ = Mean of initial relative response factors (per compound).

%D

$$\%D = \frac{RRF_c - \overline{RRF_i}}{\overline{RRF_i}} \times 100$$

where: RRF_c = RRF of the compound in the continuing calibration standard.
$\overline{RRF_i}$ = Mean RRF of the compound in the most recent initial calibration.

ICV/CCV (form 7)

QC type	Analyte	spike recovery (units)	spike amount units	%D	reported by lab	Source page
ICV	PCB-118	479	500	-4.3	-4.2	9913
CCV	PCB-97	486	500	-2.84	-2.9	9925

LCS Recoveries

Analyte	spike added	LCS recovery	%Recovery	Lab reported	Source Page
PCB-118	50	37.51	75.02	75	858

Surrogate Recoveries

Analyte	sample ID	amount detected	amount injected	DV recovery %	Lab reported	Source Page
2-Fluorobiphenyl	OA12-SD4044-2211FD	436.1	1000	43.61	43.61	9135

Back Calculation of Data for Validation

Sample Name:	OA07-SD0002-2211	570-116878-1								
Analyte	Response Analyte (Area)	Response Assoc. ISTD	Conc Assoc. ISTD (ug/L)	Analyte RRF (from ICAL)	Spl Mass (g)	Spl % Moisture	Ext Vol (mL)	Dilution Factor	DV Analyte Conc	Lab reported
PCB-118/PHN	1150	735771	5000	0.1665	19.62	45.8	2	5	44.13800	44
Source page	947			9302			944		Calculated	944
calculation notation	B40	C40	D40	E40	F40	G40	H40	I40		
calculation	((B40*D40*H40*I40)/(C40*E40*(F40*((100-G40)/100))))/10									
Sample Name:	OA07-SD0204-2211FD	570-116878-18							289841	
Analyte	Response Analyte (Area)	Response Assoc. ISTD	Conc Assoc. ISTD (ug/L)	Analyte RRF (from ICAL)	Spl Mass (g)	Spl % Moisture	Ext Vol (uL)	Dilution Factor	DV Analyte Conc	Lab reported
PCB-118/PHN	6622	711666	5000	0.232	20.08	40.2	2	2	66.80209	67
Source page	1796			9149			1794			1794
calculation notation	B40	C40	D40	E40	F40	G40	H40	I40		

$$C_{ex}\,(ng/mL) = \frac{(A1_x + A2_x)C_{is}}{(A1_{is} + A2_{is})RR}$$

where:
C_{ex} = concentration of the PCB in the extract (ng/mL) and the other terms are as defined in Section 10.5.1

Data Validation calculations for
PALOS VERDES SHELF, MONTROSE CHEMICAL CORPORATION SUPERFUND SITE OU-5, REMEDIAL ACTION – MONITORED NATURAL RECOVERY COMPONENT
Jacobs Engineering Group, Inc.
68HE0318D0004, Task Order Number 68HE0921F0026
Performed by E-Lab Consultants

Sample Name:	OA07-SD2024-2211FD	570-116878-24							285267	
Analyte	Response Analyte (Area)	Response Assoc. ISTD	Conc Assoc. ISTD (ug/L)	Analyte RRF (from ICAL)	Spl Mass (g)	Spl % Moisture	Ext Vol (mL)	Dilution Factor	DV Analyte Conc	Lab reported
PCB-118/PHN	8030	703936	5000	0.1665	19.93	36.4	2	1	54.05100	54
Source page	2133	2132	2132	9937	2130	2130	2130	2130		2130
calculation notation	B40	C40	D40	E40	F40	G40	H40	I40		

Sample Name:	OA08-SD2024-2211	570-116878-38								
Analyte	Response Analyte (Area)	Response Assoc. ISTD	Conc Assoc. ISTD (ug/L)	Analyte RRF (from ICAL)	Spl Mass (g)	Spl % Moisture	Ext Vol (mL)	Dilution Factor	DV Analyte Conc	Lab reported
PCB-118/PHN	10054	465083	5000	0.1665	19.84	40.9	2	1	110.72993	110
Source page	2847			9937	2845					2845
calculation notation	B40	C40	D40	E40	F40	G40	H40	I40		

Sample Name:	OA08-SD3236-2211	570-116878-41								
Analyte	Response Analyte (Area)	Response Assoc. ISTD	Conc Assoc. ISTD (ug/L)	Analyte RRF (from ICAL)	Spl Mass (g)	Spl % Moisture	Ext Vol (mL)	Dilution Factor	DV Analyte Conc	Lab reported
PCB-118/PHN	6080	641248	5000	0.1686	20.24	50.1	2	10	556.81244	560
Source page	3018				3016					3016
calculation notation	B40	C40	D40	E40	F40	G40	H40	I40		

Sample Name:	OA09-SD4044-2211	570-116878-56								
Analyte	Response Analyte (Area)	Response Assoc. ISTD	Conc Assoc. ISTD (ug/L)	Analyte RRF (from ICAL)	Spl Mass (g)	Spl % Moisture	Ext Vol (mL)	Dilution Factor	DV Analyte Conc	Lab reported
PCB-118/PHN	950	676724	5000	0.1665	20.19	31.4	2	1	6.08748	6.1
Source page	3821			9937	3818					3818
calculation notation	B40	C40	D40	E40	F40	G40	H40	I40		

Sample Name:	OA09-SD4448-2211	570-116878-64								
Analyte	Response Analyte (Area)	Response Assoc. ISTD	Conc Assoc. ISTD (ug/L)	Analyte RRF (from ICAL)	Spl Mass (g)	Spl % Moisture	Ext Vol (mL)	Dilution Factor	DV Analyte Conc	Lab reported
PCB-118/PHN	1331	687913	5000	0.1665	20.05	29.7	2	1	8.24443	8.2
Source page	4430			9937	4428					4428
calculation notation	B40	C40	D40	E40	F40	G40	H40	I40		

Sample Name:	OA10-SD0406-2211FD	570-116878-79								
Analyte	Response Analyte (Area)	Response Assoc. ISTD	Conc Assoc. ISTD (ug/L)	Analyte RRF (from ICAL)	Spl Mass (g)	Spl % Moisture	Ext Vol (mL)	Dilution Factor	DV Analyte Conc	Lab reported
PCB-118/PHN	3509	696494	5000	0.1665	19.07	35.3	2	1	24.52431	25
Source page	5013			9937	5011					5011
calculation notation	B40	C40	D40	E40	F40	G40	H40	I40		

Sample Name:	OA07-SD0608-2211	570-116878-4								
Analyte	Response Analyte (Area)	Response Assoc. ISTD	Conc Assoc. ISTD (ug/L)	Analyte RRF (from ICAL)	Spl Mass (g)	Spl % Moisture	Ext Vol (mL)	Dilution Factor	DV Analyte Conc	Lab reported
2,4'-DDD/cry	59864	1006541	500	0.6662	20.09	53.2	2	50	474.75970	470
Source page	10850			13024	10849					10849
calculation notation	B40	C40	D40	E40	F40	G40	H40	I40		

Data Validation calculations for
PALOS VERDES SHELF, MONTROSE CHEMICAL CORPORATION SUPERFUND SITE OU-5, REMEDIAL ACTION – MONITORED NATURAL RECOVERY COMPONENT
Jacobs Engineering Group, Inc.
68HE0318D0004, Task Order Number 68HE0921F0026
Performed by E-Lab Consultants

Sample Name:	OA07-SD0002-2211FD	570-116878-17								
Analyte	Response Analyte (Area)	Response Assoc. ISTD	Conc Assoc. ISTD (ug/L)	Analyte RRF (from ICAL)	Spl Mass (g)	Spl % Moisture	Ext Vol (mL)	Dilution Factor	DV Analyte Conc	Lab reported
4,4-DDE/cry	1591	80454	500	0.3203	20	45.6	2	1000	5674.61896	5700
Source page	11061			13485	11060					11060
calculation notation	B40	C40	D40	E40	F40	G40	H40	I40		

Sample Name:	OA11-SD2428-2211	570-116878-98								
Analyte	Response Analyte (Area)	Response Assoc. ISTD	Conc Assoc. ISTD (ug/L)	Analyte RRF (from ICAL)	Spl Mass (g)	Spl % Moisture	Ext Vol (mL)	Dilution Factor	DV Analyte Conc	
4,4-DDE/cry	13159	394314	500	0.2436	20.36	58.5	2	5000	81067.64184	81000
Source page	10550			12952	12168					12168
calculation notation	B40	C40	D40	E40	F40	G40	H40	I40		

Sample Name:	OA11-SD0002-2211FD	570-116878-109								
Analyte	Response Analyte (Area)	Response Assoc. ISTD	Conc Assoc. ISTD (ug/L)	Analyte RRF (from ICAL)	Spl Mass (g)	Spl % Moisture	Ext Vol (mL)	Dilution Factor	DV Analyte Conc	Lab reported
4,4-DDE/cry	1747	77221	500	0.3203	20.06	45.9	2	500	3254.18587	3300
Source page	12293			13485	12292					12292
calculation notation	B40	C40	D40	E40	F40	G40	H40	I40		

Sample Name:	OA11-SD2428-2211FD	570-116878-117								
Analyte	Response Analyte (Area)	Response Assoc. ISTD	Conc Assoc. ISTD (ug/L)	Analyte RRF (from ICAL)	Spl Mass (g)	Spl % Moisture	Ext Vol (mL)	Dilution Factor	DV Analyte Conc	Lab reported
4,4-DDE/cry	7725	378338	500	0.2436	19.6	50.08	2	5000	42833.20746	43000
Source page	12383			12868	12382					12382
calculation notation	B40	C40	D40	E40	F40	G40	H40	I40		

Sample Name:	OA12-SD0002-2211	570-116878-129								
Analyte	Response Analyte (Area)	Response Assoc. ISTD	Conc Assoc. ISTD (ug/L)	Analyte RRF (from ICAL)	Spl Mass (g)	Spl % Moisture	Ext Vol (mL)	Dilution Factor	DV Analyte Conc	Lab reported
2,4'-DDD/cry	1900	365161	500	0.6376	20.18	39.2	2	50	33.25571	32
Source page	12520			12952	12519					12519
calculation notation	B40	C40	D40	E40	F40	G40	H40	I40		

Data Validation calculations for
PALOS VERDES SHELF, MONTROSE CHEMICAL CORPORATION SUPERFUND SITE OU-5, REMEDIAL ACTION – MONITORED NATURAL RECOVERY COMPONENT
Jacobs Engineering Group, Inc.
68HE0318D0004, Task Order Number 68HE0921F0026
Performed by E-Lab Consultants

Sample Name:	OA12-SD1620-2211	570-116878-135								
Analyte	Response Analyte (Area)	Response Assoc. ISTD	Conc Assoc. ISTD (ug/L)	Analyte RRF (from ICAL)	Spl Mass (g)	Spl % Moisture	Ext Vol (mL)	Dilution Factor	DV Analyte Conc	Lab reported
2,4'-DDD/cry	193	89510	500	0.8832	19.64	34.6	2	500	95.03366	94
Source page	12599			12952	12598					12598
calculation notation	B40	C40	D40	E40	F40	G40	H40	I40		

Appendix B

Communications

This page left intentionally blank

Appendix C

Qualified Data Table

#sys_sample_code	lab_anl_method_name	lab_sample_id	chemical_name	result_value	lab_qualifiers	validator_qualifiers	Reason code
OA11-SD3640-2211-11092022	SW8270CSIM	570-116878-101	PCB-206	29		J	S
OA11-SD3640-2211-11092022	SW8270CSIM	570-116878-101	PCB-177	39		J	S
OA11-SD3640-2211-11092022	SW8270CSIM	570-116878-101	PCB-170	100		J	S
OA11-SD3640-2211-11092022	SW8270CSIM	570-116878-101	PCB-156	39		J	S
OA11-SD3640-2211-11092022	SW8270CSIM	570-116878-101	PCB-151	71		J	S
OA11-SD3640-2211-11092022	SW8270CSIM	570-116878-101	PCB-149	270		J	S
OA11-SD3640-2211-11092022	SW8270CSIM	570-116878-101	PCB-138/158	330		J	S
OA11-SD3640-2211-11092022	SW8270CSIM	570-116878-101	PCB-132/153	390		J	S
OA11-SD3640-2211-11092022	SW8270CSIM	570-116878-101	PCB-128	57		J	S
OA11-SD3640-2211-11092022	SW8270CSIM	570-116878-101	PCB-118	330		J	S
OA11-SD3640-2211-11092022	SW8270CSIM	570-116878-101	PCB-110	440		J	S
OA11-SD3640-2211-11092022	SW8270CSIM	570-116878-101	PCB-105	170		J	S
OA11-SD3640-2211-11092022	SW8270CSIM	570-116878-101	PCB-101	290		J	S
OA11-SD3640-2211-11092022	SW8270CSIM	570-116878-101	PCB 209	19		J	S
OA11-SD3640-2211-11092022	SW8270CSIM	570-116878-101	PCB-18	210		J	S
OA11-SD3640-2211-11092022	SW8270CSIM	570-116878-101	PCB-28	150		J	S
OA11-SD3640-2211-11092022	SW8270CSIM	570-116878-101	PCB-180	200		J	S

#sys_sample_code	lab_anl_method_name	lab_sample_id	chemical_name	result_value	lab_qualifiers	validator_qualifiers	Reason code
OA11-SD3640-2211-11092022	SW8270CSIM	570-116878-101	PCB-187	85		J	S
OA11-SD3640-2211-11092022	SW8270CSIM	570-116878-101	PCB-37	65		J	S
OA11-SD3640-2211-11092022	SW8270CSIM	570-116878-101	PCB-44	340		J	S
OA11-SD3640-2211-11092022	SW8270CSIM	570-116878-101	PCB-49	120		J	S
OA11-SD3640-2211-11092022	SW8270CSIM	570-116878-101	PCB-5/8	17		J	S
OA11-SD3640-2211-11092022	SW8270CSIM	570-116878-101	PCB-52	290		J	S
OA11-SD3640-2211-11092022	SW8270CSIM	570-116878-101	PCB-66	300		J	S
OA11-SD3640-2211-11092022	SW8270CSIM	570-116878-101	PCB-70	350		J	S
OA11-SD3640-2211-11092022	SW8270CSIM	570-116878-101	PCB-74	160		J	S
OA11-SD3640-2211-11092022	SW8270CSIM	570-116878-101	PCB-77	66		J	S
OA11-SD3640-2211-11092022	SW8270CSIM	570-116878-101	PCB-87	110		J	S
OA11-SD3640-2211-11092022	SW8270CSIM	570-116878-101	PCB-99	170		J	S
OA11-SD3640-2211-11092022	SW8270CSIM	570-116878-101	PCB-203	44		J	S
OA11-SD3640-2211-11092022	SW8270CSIM	570-116878-101	PCB-201	6.1		J	S
OA11-SD3640-2211-11092022	SW8270CSIM	570-116878-101	PCB-195	29		J	S
OA11-SD3640-2211-11092022	SW8270CSIM	570-116878-101	PCB-194	57		J	S
OA11-SD3640-2211-11092022	SW8270CSIM	570-116878-101	PCB-183	41		J	S

#sys_sample_code	lab_anl_method_name	lab_sample_id	chemical_name	result_value	lab_qualifiers	validator_qualifiers	Reason code
OA11-SD3640-2211-11092022	SW8270CSIM	570-116878-101	PCB-31	170		J	S
OA09-SD0812-2211-11092022	SW8270CSIM	570-116878-55	PCB-156	1.0		J	S
OA09-SD0812-2211-11092022	SW8270CSIM	570-116878-55	PCB-151	1.8		J	S
OA09-SD0812-2211-11092022	SW8270CSIM	570-116878-55	PCB-149	4.1		J	S
OA09-SD0812-2211-11092022	SW8270CSIM	570-116878-55	PCB-138/158	7.1		J	S
OA09-SD0812-2211-11092022	SW8270CSIM	570-116878-55	PCB-132/153	5.3		J	S
OA09-SD0812-2211-11092022	SW8270CSIM	570-116878-55	PCB-128	1.4		J	S
OA09-SD0812-2211-11092022	SW8270CSIM	570-116878-55	PCB-118	6.3		J	S
OA09-SD0812-2211-11092022	SW8270CSIM	570-116878-55	PCB-110	5.7		J	S
OA09-SD0812-2211-11092022	SW8270CSIM	570-116878-55	PCB-101	6.6		J	S
OA09-SD0812-2211-11092022	SW8270CSIM	570-116878-55	PCB 209	0.75		J	S
OA09-SD0812-2211-11092022	SW8270CSIM	570-116878-55	PCB-105	3.6		J	S
OA09-SD0812-2211-11092022	SW8270CSIM	570-116878-55	PCB-66	4.9		J	S
OA09-SD0812-2211-11092022	SW8270CSIM	570-116878-55	PCB-99	2.9		J	S
OA09-SD0812-2211-11092022	SW8270CSIM	570-116878-55	PCB-87	3.3		J	S
OA09-SD0812-2211-11092022	SW8270CSIM	570-116878-55	PCB-74	1.8		J	S
OA09-SD0812-2211-11092022	SW8270CSIM	570-116878-55	PCB-70	4.6		J	S

#sys_sample_code	lab_anl_method_name	lab_sample_id	chemical_name	result_value	lab_qualifiers	validator_qualifiers	Reason code
OA09-SD0812-2211-11092022	SW8270CSIM	570-116878-55	PCB-52	3.2		J	S
OA09-SD0812-2211-11092022	SW8270CSIM	570-116878-55	PCB-5/8	0.41	J	J	S
OA09-SD0812-2211-11092022	SW8270CSIM	570-116878-55	PCB-49	2.0		J	S
OA09-SD0812-2211-11092022	SW8270CSIM	570-116878-55	PCB-44	2.3		J	S
OA09-SD0812-2211-11092022	SW8270CSIM	570-116878-55	PCB-31	0.85		J	S
OA09-SD0812-2211-11092022	SW8270CSIM	570-116878-55	PCB-28	2.2		J	S
OA09-SD0812-2211-11092022	SW8270CSIM	570-116878-55	PCB-170	1.6		J	S
OA09-SD0812-2211-11092022	SW8270CSIM	570-116878-55	PCB-177	0.70		J	S
OA09-SD0812-2211-11092022	SW8270CSIM	570-116878-55	PCB-183	0.87		J	S
OA09-SD0812-2211-11092022	SW8270CSIM	570-116878-55	PCB-180	3.3		J	S
OA09-SD0812-2211-11092022	SW8270CSIM	570-116878-55	PCB-203	0.68		J	S
OA09-SD0812-2211-11092022	SW8270CSIM	570-116878-55	PCB-187	1.9		J	S
OA09-SD2024-2211-11092022	SW8270CSIM	570-116878-58	PCB-28	3.8		J	S
OA09-SD2024-2211-11092022	SW8270CSIM	570-116878-58	PCB-206	1.9		J	S
OA09-SD2024-2211-11092022	SW8270CSIM	570-116878-58	PCB-203	1.1		J	S
OA09-SD2024-2211-11092022	SW8270CSIM	570-116878-58	PCB-195	1.2		J	S
OA09-SD2024-2211-11092022	SW8270CSIM	570-116878-58	PCB-194	1.3		J	S

#sys_sample_code	lab_anl_method_name	lab_sample_id	chemical_name	result_value	lab_qualifiers	validator_qualifiers	Reason code
OA09-SD2024-2211-11092022	SW8270CSIM	570-116878-58	PCB-31	1.8		J	S
OA09-SD2024-2211-11092022	SW8270CSIM	570-116878-58	PCB-187	3.3		J	S
OA09-SD2024-2211-11092022	SW8270CSIM	570-116878-58	PCB-52	5.4		J	S
OA09-SD2024-2211-11092022	SW8270CSIM	570-116878-58	PCB-49	4.0		J	S
OA09-SD2024-2211-11092022	SW8270CSIM	570-116878-58	PCB-5/8	0.54	J	J	S
OA09-SD2024-2211-11092022	SW8270CSIM	570-116878-58	PCB-66	8.9		J	S
OA09-SD2024-2211-11092022	SW8270CSIM	570-116878-58	PCB-70	7.3		J	S
OA09-SD2024-2211-11092022	SW8270CSIM	570-116878-58	PCB-87	5.1		J	S
OA09-SD2024-2211-11092022	SW8270CSIM	570-116878-58	PCB-99	4.0		J	S
OA09-SD2024-2211-11092022	SW8270CSIM	570-116878-58	PCB-183	1.6		J	S
OA09-SD2024-2211-11092022	SW8270CSIM	570-116878-58	PCB-44	3.9		J	S
OA09-SD2024-2211-11092022	SW8270CSIM	570-116878-58	PCB-180	6.1		J	S
OA09-SD2024-2211-11092022	SW8270CSIM	570-116878-58	PCB-74	4.0		J	S
OA09-SD2024-2211-11092022	SW8270CSIM	570-116878-58	PCB-177	1.2		J	S
OA09-SD2024-2211-11092022	SW8270CSIM	570-116878-58	PCB 209	0.84		J	S
OA09-SD2024-2211-11092022	SW8270CSIM	570-116878-58	PCB-101	11		J	S
OA09-SD2024-2211-11092022	SW8270CSIM	570-116878-58	PCB-110	8.9		J	S

#sys_sample_code	lab_anl_method_name	lab_sample_id	chemical_name	result_value	lab_qualifiers	validator_qualifiers	Reason code
OA09-SD2024-2211-11092022	SW8270CSIM	570-116878-58	PCB-118	12		J	S
OA09-SD2024-2211-11092022	SW8270CSIM	570-116878-58	PCB-105	5.7		J	S
OA09-SD2024-2211-11092022	SW8270CSIM	570-116878-58	PCB-132/153	8.9		J	S
OA09-SD2024-2211-11092022	SW8270CSIM	570-116878-58	PCB-138/158	11		J	S
OA09-SD2024-2211-11092022	SW8270CSIM	570-116878-58	PCB-149	6.8		J	S
OA09-SD2024-2211-11092022	SW8270CSIM	570-116878-58	PCB-151	2.9		J	S
OA09-SD2024-2211-11092022	SW8270CSIM	570-116878-58	PCB-156	1.7		J	S
OA09-SD2024-2211-11092022	SW8270CSIM	570-116878-58	PCB-170	2.8		J	S
OA09-SD2024-2211-11092022	SW8270CSIM	570-116878-58	PCB-128	2.3		J	S
OA09-SD2832-2211-11092022	SW8270CSIM	570-116878-60	PCB-187	3.9		J	S
OA09-SD2832-2211-11092022	SW8270CSIM	570-116878-60	PCB-203	1.2		J	S
OA09-SD2832-2211-11092022	SW8270CSIM	570-116878-60	PCB-206	2.2		J	S
OA09-SD2832-2211-11092022	SW8270CSIM	570-116878-60	PCB-28	4.5		J	S
OA09-SD2832-2211-11092022	SW8270CSIM	570-116878-60	PCB-31	2.1		J	S
OA09-SD2832-2211-11092022	SW8270CSIM	570-116878-60	PCB-70	8.9		J	S
OA09-SD2832-2211-11092022	SW8270CSIM	570-116878-60	PCB-49	4.7		J	S
OA09-SD2832-2211-11092022	SW8270CSIM	570-116878-60	PCB-5/8	0.56	J	J	S

#sys_sample_code	lab_anl_method_name	lab_sample_id	chemical_name	result_value	lab_qualifiers	validator_qualifiers	Reason code
OA09-SD2832-2211-11092022	SW8270CSIM	570-116878-60	PCB-52	6.5		J	S
OA09-SD2832-2211-11092022	SW8270CSIM	570-116878-60	PCB-66	10		J	S
OA09-SD2832-2211-11092022	SW8270CSIM	570-116878-60	PCB-74	4.5		J	S
OA09-SD2832-2211-11092022	SW8270CSIM	570-116878-60	PCB-87	6.5		J	S
OA09-SD2832-2211-11092022	SW8270CSIM	570-116878-60	PCB-99	6.1		J	S
OA09-SD2832-2211-11092022	SW8270CSIM	570-116878-60	PCB-44	5.1		J	S
OA09-SD2832-2211-11092022	SW8270CSIM	570-116878-60	PCB-183	1.9		J	S
OA09-SD2832-2211-11092022	SW8270CSIM	570-116878-60	PCB-138/158	14		J	S
OA09-SD2832-2211-11092022	SW8270CSIM	570-116878-60	PCB-180	7.8		J	S
OA09-SD2832-2211-11092022	SW8270CSIM	570-116878-60	PCB 209	1.5		J	S
OA09-SD2832-2211-11092022	SW8270CSIM	570-116878-60	PCB-101	12		J	S
OA09-SD2832-2211-11092022	SW8270CSIM	570-116878-60	PCB-105	4.6		J	S
OA09-SD2832-2211-11092022	SW8270CSIM	570-116878-60	PCB-110	12		J	S
OA09-SD2832-2211-11092022	SW8270CSIM	570-116878-60	PCB-118	12		J	S
OA09-SD2832-2211-11092022	SW8270CSIM	570-116878-60	PCB-132/153	11		J	S
OA09-SD2832-2211-11092022	SW8270CSIM	570-116878-60	PCB-149	9.2		J	S
OA09-SD2832-2211-11092022	SW8270CSIM	570-116878-60	PCB-151	4.4		J	S

#sys_sample_code	lab_anl_method_name	lab_sample_id	chemical_name	result_value	lab_qualifiers	validator_qualifiers	Reason code
OA09-SD2832-2211-11092022	SW8270CSIM	570-116878-60	PCB-170	3.3		J	S
OA09-SD2832-2211-11092022	SW8270CSIM	570-116878-60	PCB-128	3.3		J	S
OA09-SD2832-2211-11092022	SW8270CSIM	570-116878-60	PCB-177	1.8		J	S
OA09-SD3236-2211-11092022	SW8270CSIM	570-116878-61	PCB-194	1.1		J	S
OA09-SD3236-2211-11092022	SW8270CSIM	570-116878-61	PCB-203	1.5		J	S
OA09-SD3236-2211-11092022	SW8270CSIM	570-116878-61	PCB-206	2.1		J	S
OA09-SD3236-2211-11092022	SW8270CSIM	570-116878-61	PCB-28	4.3		J	S
OA09-SD3236-2211-11092022	SW8270CSIM	570-116878-61	PCB-31	2.4		J	S
OA09-SD3236-2211-11092022	SW8270CSIM	570-116878-61	PCB-44	6.0		J	S
OA09-SD3236-2211-11092022	SW8270CSIM	570-116878-61	PCB-99	5.4		J	S
OA09-SD3236-2211-11092022	SW8270CSIM	570-116878-61	PCB-5/8	0.46	J	J	S
OA09-SD3236-2211-11092022	SW8270CSIM	570-116878-61	PCB-52	6.2		J	S
OA09-SD3236-2211-11092022	SW8270CSIM	570-116878-61	PCB-66	9.5		J	S
OA09-SD3236-2211-11092022	SW8270CSIM	570-116878-61	PCB-70	9.9		J	S
OA09-SD3236-2211-11092022	SW8270CSIM	570-116878-61	PCB-74	4.9		J	S
OA09-SD3236-2211-11092022	SW8270CSIM	570-116878-61	PCB-87	6.0		J	S
OA09-SD3236-2211-11092022	SW8270CSIM	570-116878-61	PCB-187	3.5		J	S

#sys_sample_code	lab_anl_method_name	lab_sample_id	chemical_name	result_value	lab_qualifiers	validator_qualifiers	Reason code
OA09-SD3236-2211-11092022	SW8270CSIM	570-116878-61	PCB-49	4.6		J	S
OA09-SD3236-2211-11092022	SW8270CSIM	570-116878-61	PCB-183	1.7		J	S
OA09-SD3236-2211-11092022	SW8270CSIM	570-116878-61	PCB-180	8.0		J	S
OA09-SD3236-2211-11092022	SW8270CSIM	570-116878-61	PCB 209	1.2		J	S
OA09-SD3236-2211-11092022	SW8270CSIM	570-116878-61	PCB-101	12		J	S
OA09-SD3236-2211-11092022	SW8270CSIM	570-116878-61	PCB-105	5.7		J	S
OA09-SD3236-2211-11092022	SW8270CSIM	570-116878-61	PCB-110	11		J	S
OA09-SD3236-2211-11092022	SW8270CSIM	570-116878-61	PCB-118	13		J	S
OA09-SD3236-2211-11092022	SW8270CSIM	570-116878-61	PCB-128	3.2		J	S
OA09-SD3236-2211-11092022	SW8270CSIM	570-116878-61	PCB-138/158	14		J	S
OA09-SD3236-2211-11092022	SW8270CSIM	570-116878-61	PCB-149	10		J	S
OA09-SD3236-2211-11092022	SW8270CSIM	570-116878-61	PCB-151	4.1		J	S
OA09-SD3236-2211-11092022	SW8270CSIM	570-116878-61	PCB-170	3.8		J	S
OA09-SD3236-2211-11092022	SW8270CSIM	570-116878-61	PCB-177	1.5		J	S
OA09-SD3236-2211-11092022	SW8270CSIM	570-116878-61	PCB-132/153	11		J	S
OA09-SD3640-2211-11092022	SW8270CSIM	570-116878-62	PCB-187	5.1		J	S
OA09-SD3640-2211-11092022	SW8270CSIM	570-116878-62	PCB-194	2.6		J	S

#sys_sample_code	lab_anl_method_name	lab_sample_id	chemical_name	result_value	lab_qualifiers	validator_qualifiers	Reason code
OA09-SD3640-2211-11092022	SW8270CSIM	570-116878-62	PCB-203	1.4		J	S
OA09-SD3640-2211-11092022	SW8270CSIM	570-116878-62	PCB-206	2.3		J	S
OA09-SD3640-2211-11092022	SW8270CSIM	570-116878-62	PCB-28	6.1		J	S
OA09-SD3640-2211-11092022	SW8270CSIM	570-116878-62	PCB-31	3.7		J	S
OA09-SD3640-2211-11092022	SW8270CSIM	570-116878-62	PCB-5/8	0.71		J	S
OA09-SD3640-2211-11092022	SW8270CSIM	570-116878-62	PCB-49	5.7		J	S
OA09-SD3640-2211-11092022	SW8270CSIM	570-116878-62	PCB-52	8.7		J	S
OA09-SD3640-2211-11092022	SW8270CSIM	570-116878-62	PCB-66	13		J	S
OA09-SD3640-2211-11092022	SW8270CSIM	570-116878-62	PCB-70	12		J	S
OA09-SD3640-2211-11092022	SW8270CSIM	570-116878-62	PCB-74	6.5		J	S
OA09-SD3640-2211-11092022	SW8270CSIM	570-116878-62	PCB-87	8.1		J	S
OA09-SD3640-2211-11092022	SW8270CSIM	570-116878-62	PCB-99	7.4		J	S
OA09-SD3640-2211-11092022	SW8270CSIM	570-116878-62	PCB-44	8.1		J	S
OA09-SD3640-2211-11092022	SW8270CSIM	570-116878-62	PCB-183	2.4		J	S
OA09-SD3640-2211-11092022	SW8270CSIM	570-116878-62	PCB-180	10		J	S
OA09-SD3640-2211-11092022	SW8270CSIM	570-116878-62	PCB-177	2.1		J	S
OA09-SD3640-2211-11092022	SW8270CSIM	570-116878-62	PCB-18	2.5		J	S

#sys_sample_code	lab_anl_method_name	lab_sample_id	chemical_name	result_value	lab_qualifiers	validator_qualifiers	Reason code
OA09-SD3640-2211-11092022	SW8270CSIM	570-116878-62	PCB 209	1.9		J	S
OA09-SD3640-2211-11092022	SW8270CSIM	570-116878-62	PCB-101	16		J	S
OA09-SD3640-2211-11092022	SW8270CSIM	570-116878-62	PCB-105	6.2		J	S
OA09-SD3640-2211-11092022	SW8270CSIM	570-116878-62	PCB-110	16		J	S
OA09-SD3640-2211-11092022	SW8270CSIM	570-116878-62	PCB-118	15		J	S
OA09-SD3640-2211-11092022	SW8270CSIM	570-116878-62	PCB-132/153	15		J	S
OA09-SD3640-2211-11092022	SW8270CSIM	570-116878-62	PCB-138/158	19		J	S
OA09-SD3640-2211-11092022	SW8270CSIM	570-116878-62	PCB-149	12		J	S
OA09-SD3640-2211-11092022	SW8270CSIM	570-116878-62	PCB-151	4.6		J	S
OA09-SD3640-2211-11092022	SW8270CSIM	570-116878-62	PCB-170	4.0		J	S
OA09-SD3640-2211-11092022	SW8270CSIM	570-116878-62	PCB-128	3.1		J	S
OA09-SD4044-2211-11092022	SW8270CSIM	570-116878-63	PCB-187	3.2		J	S
OA09-SD4044-2211-11092022	SW8270CSIM	570-116878-63	PCB-28	4.0		J	S
OA09-SD4044-2211-11092022	SW8270CSIM	570-116878-63	PCB-206	1.5		J	S
OA09-SD4044-2211-11092022	SW8270CSIM	570-116878-63	PCB-203	1.2		J	S
OA09-SD4044-2211-11092022	SW8270CSIM	570-116878-63	PCB-194	2.1		J	S
OA09-SD4044-2211-11092022	SW8270CSIM	570-116878-63	PCB-31	2.0		J	S

#sys_sample_code	lab_anl_method_name	lab_sample_id	chemical_name	result_value	lab_qualifiers	validator_qualifiers	Reason code
OA09-SD4044-2211-11092022	SW8270CSIM	570-116878-63	PCB-52	5.8		J	S
OA09-SD4044-2211-11092022	SW8270CSIM	570-116878-63	PCB-49	4.3		J	S
OA09-SD4044-2211-11092022	SW8270CSIM	570-116878-63	PCB-5/8	0.66		J	S
OA09-SD4044-2211-11092022	SW8270CSIM	570-116878-63	PCB-66	8.0		J	S
OA09-SD4044-2211-11092022	SW8270CSIM	570-116878-63	PCB-70	7.2		J	S
OA09-SD4044-2211-11092022	SW8270CSIM	570-116878-63	PCB-74	4.0		J	S
OA09-SD4044-2211-11092022	SW8270CSIM	570-116878-63	PCB-87	4.8		J	S
OA09-SD4044-2211-11092022	SW8270CSIM	570-116878-63	PCB-99	5.2		J	S
OA09-SD4044-2211-11092022	SW8270CSIM	570-116878-63	PCB-44	4.5		J	S
OA09-SD4044-2211-11092022	SW8270CSIM	570-116878-63	PCB-183	1.4		J	S
OA09-SD4044-2211-11092022	SW8270CSIM	570-116878-63	PCB-180	7.2		J	S
OA09-SD4044-2211-11092022	SW8270CSIM	570-116878-63	PCB 209	1.3		J	S
OA09-SD4044-2211-11092022	SW8270CSIM	570-116878-63	PCB-101	9.7		J	S
OA09-SD4044-2211-11092022	SW8270CSIM	570-116878-63	PCB-105	6.4		J	S
OA09-SD4044-2211-11092022	SW8270CSIM	570-116878-63	PCB-110	9.5		J	S
OA09-SD4044-2211-11092022	SW8270CSIM	570-116878-63	PCB-118	10		J	S
OA09-SD4044-2211-11092022	SW8270CSIM	570-116878-63	PCB-128	2.1		J	S

#sys_sample_code	lab_anl_method_name	lab_sample_id	chemical_name	result_value	lab_qualifiers	validator_qualifiers	Reason code
OA09-SD4044-2211-11092022	SW8270CSIM	570-116878-63	PCB-138/158	12		J	S
OA09-SD4044-2211-11092022	SW8270CSIM	570-116878-63	PCB-149	7.5		J	S
OA09-SD4044-2211-11092022	SW8270CSIM	570-116878-63	PCB-151	3.3		J	S
OA09-SD4044-2211-11092022	SW8270CSIM	570-116878-63	PCB-170	3.3		J	S
OA09-SD4044-2211-11092022	SW8270CSIM	570-116878-63	PCB-177	1.5		J	S
OA09-SD4044-2211-11092022	SW8270CSIM	570-116878-63	PCB-132/153	9.3		J	S
OA10-SD0406-2211-11092022	SW8270CSIM	570-116878-67	PCB-138/158	30		J	S
OA10-SD0406-2211-11092022	SW8270CSIM	570-116878-67	PCB-149	21		J	S
OA10-SD0406-2211-11092022	SW8270CSIM	570-116878-67	PCB-151	8.0		J	S
OA10-SD0406-2211-11092022	SW8270CSIM	570-116878-67	PCB-156	4.2		J	S
OA10-SD0406-2211-11092022	SW8270CSIM	570-116878-67	PCB-99	13		J	S
OA10-SD0406-2211-11092022	SW8270CSIM	570-116878-67	PCB-87	17		J	S
OA10-SD0406-2211-11092022	SW8270CSIM	570-116878-67	PCB-128	5.8		J	S
OA10-SD0406-2211-11092022	SW8270CSIM	570-116878-67	PCB-105	14		J	S
OA10-SD0406-2211-11092022	SW8270CSIM	570-116878-67	PCB-118	25		J	S
OA10-SD0406-2211-11092022	SW8270CSIM	570-116878-67	PCB-110	30		J	S
OA10-SD0406-2211-11092022	SW8270CSIM	570-116878-67	PCB-170	7.5		J	S

#sys_sample_code	lab_anl_method_name	lab_sample_id	chemical_name	result_value	lab_qualifiers	validator_qualifiers	Reason code
OA10-SD0406-2211-11092022	SW8270CSIM	570-116878-67	PCB-101	27		J	S
OA10-SD0406-2211-11092022	SW8270CSIM	570-116878-67	PCB 209	2.4		J	S
OA10-SD0406-2211-11092022	SW8270CSIM	570-116878-67	PCB-177	3.5		J	S
OA10-SD0406-2211-11092022	SW8270CSIM	570-116878-67	PCB-132/153	24		J	S
OA10-SD0406-2211-11092022	SW8270CSIM	570-116878-67	PCB-180	17		J	S
OA10-SD0406-2211-11092022	SW8270CSIM	570-116878-67	PCB-74	10		J	S
OA10-SD0406-2211-11092022	SW8270CSIM	570-116878-67	PCB-70	22		J	S
OA10-SD0406-2211-11092022	SW8270CSIM	570-116878-67	PCB-66	24		J	S
OA10-SD0406-2211-11092022	SW8270CSIM	570-116878-67	PCB-52	16		J	S
OA10-SD0406-2211-11092022	SW8270CSIM	570-116878-67	PCB-5/8	1.1		J	S
OA10-SD0406-2211-11092022	SW8270CSIM	570-116878-67	PCB-49	11		J	S
OA10-SD0406-2211-11092022	SW8270CSIM	570-116878-67	PCB-31	5.9		J	S
OA10-SD0406-2211-11092022	SW8270CSIM	570-116878-67	PCB-44	14		J	S
OA10-SD0406-2211-11092022	SW8270CSIM	570-116878-67	PCB-206	3.1		J	S
OA10-SD0406-2211-11092022	SW8270CSIM	570-116878-67	PCB-203	3.1		J	S
OA10-SD0406-2211-11092022	SW8270CSIM	570-116878-67	PCB-201	0.84		J	S
OA10-SD0406-2211-11092022	SW8270CSIM	570-116878-67	PCB-194	3.4		J	S

#sys_sample_code	lab_anl_method_name	lab_sample_id	chemical_name	result_value	lab_qualifiers	validator_qualifiers	Reason code
OA10-SD0406-2211-11092022	SW8270CSIM	570-116878-67	PCB-187	8.8		J	S
OA10-SD0406-2211-11092022	SW8270CSIM	570-116878-67	PCB-183	3.7		J	S
OA10-SD0406-2211-11092022	SW8270CSIM	570-116878-67	PCB-28	7.2		J	S
OA10-SD0406-2211-11092022	SW8270CSIM	570-116878-67	PCB-18	3.7		J	S
OA10-SD2428-2211-11092022	SW8270CSIM	570-116878-73	PCB-194		U	UJ	S
OA10-SD2428-2211-11092022	SW8270CSIM	570-116878-73	PCB-195		U	UJ	S
OA10-SD2428-2211-11092022	SW8270CSIM	570-116878-73	PCB-201		U	UJ	S
OA10-SD2428-2211-11092022	SW8270CSIM	570-116878-73	PCB-203	0.40		J	S
OA10-SD2428-2211-11092022	SW8270CSIM	570-116878-73	PCB-206		U	UJ	S
OA10-SD2428-2211-11092022	SW8270CSIM	570-116878-73	PCB-28	1.3		J	S
OA10-SD2428-2211-11092022	SW8270CSIM	570-116878-73	PCB-31	0.62		J	S
OA10-SD2428-2211-11092022	SW8270CSIM	570-116878-73	PCB-37		U	UJ	S
OA10-SD2428-2211-11092022	SW8270CSIM	570-116878-73	PCB-44	2.1		J	S
OA10-SD2428-2211-11092022	SW8270CSIM	570-116878-73	PCB-5/8	0.27	J	J	S
OA10-SD2428-2211-11092022	SW8270CSIM	570-116878-73	PCB-189		U	UJ	S
OA10-SD2428-2211-11092022	SW8270CSIM	570-116878-73	PCB-52	2.2		J	S
OA10-SD2428-2211-11092022	SW8270CSIM	570-116878-73	PCB-66	2.5		J	S

#sys_sample_code	lab_anl_method_name	lab_sample_id	chemical_name	result_value	lab_qualifiers	validator_qualifiers	Reason code
OA10-SD2428-2211-11092022	SW8270CSIM	570-116878-73	PCB-70	2.4		J	S
OA10-SD2428-2211-11092022	SW8270CSIM	570-116878-73	PCB-74	1.0		J	S
OA10-SD2428-2211-11092022	SW8270CSIM	570-116878-73	PCB-77		U	UJ	S
OA10-SD2428-2211-11092022	SW8270CSIM	570-116878-73	PCB-81		U	UJ	S
OA10-SD2428-2211-11092022	SW8270CSIM	570-116878-73	PCB-87	1.3		J	S
OA10-SD2428-2211-11092022	SW8270CSIM	570-116878-73	PCB-99	1.5		J	S
OA10-SD2428-2211-11092022	SW8270CSIM	570-116878-73	PCB-49	1.3		J	S
OA10-SD2428-2211-11092022	SW8270CSIM	570-116878-73	PCB-183	0.39		J	S
OA10-SD2428-2211-11092022	SW8270CSIM	570-116878-73	PCB-187	0.82		J	S
OA10-SD2428-2211-11092022	SW8270CSIM	570-116878-73	PCB-128		U	UJ	S
OA10-SD2428-2211-11092022	SW8270CSIM	570-116878-73	PCB 209	0.40		J	S
OA10-SD2428-2211-11092022	SW8270CSIM	570-116878-73	PCB-101	2.8		J	S
OA10-SD2428-2211-11092022	SW8270CSIM	570-116878-73	PCB-105	1.4		J	S
OA10-SD2428-2211-11092022	SW8270CSIM	570-116878-73	PCB-110	3.3		J	S
OA10-SD2428-2211-11092022	SW8270CSIM	570-116878-73	PCB-114		U	UJ	S
OA10-SD2428-2211-11092022	SW8270CSIM	570-116878-73	PCB-118	2.7		J	S
OA10-SD2428-2211-11092022	SW8270CSIM	570-116878-73	PCB-119		U	UJ	S

#sys_sample_code	lab_anl_method_name	lab_sample_id	chemical_name	result_value	lab_qualifiers	validator_qualifiers	Reason code
OA10-SD2428-2211-11092022	SW8270CSIM	570-116878-73	PCB-123		U	UJ	S
OA10-SD2428-2211-11092022	SW8270CSIM	570-116878-73	PCB-126		U	UJ	S
OA10-SD2428-2211-11092022	SW8270CSIM	570-116878-73	PCB-180	1.5		J	S
OA10-SD2428-2211-11092022	SW8270CSIM	570-116878-73	PCB-132/153	2.4		J	S
OA10-SD2428-2211-11092022	SW8270CSIM	570-116878-73	PCB-149	2.1		J	S
OA10-SD2428-2211-11092022	SW8270CSIM	570-116878-73	PCB-151	0.69		J	S
OA10-SD2428-2211-11092022	SW8270CSIM	570-116878-73	PCB-156	0.46		J	S
OA10-SD2428-2211-11092022	SW8270CSIM	570-116878-73	PCB-157		U	UJ	S
OA10-SD2428-2211-11092022	SW8270CSIM	570-116878-73	PCB-167		U	UJ	S
OA10-SD2428-2211-11092022	SW8270CSIM	570-116878-73	PCB-168		U	UJ	S
OA10-SD2428-2211-11092022	SW8270CSIM	570-116878-73	PCB-169		U	UJ	S
OA10-SD2428-2211-11092022	SW8270CSIM	570-116878-73	PCB-170	0.54		J	S
OA10-SD2428-2211-11092022	SW8270CSIM	570-116878-73	PCB-177	0.42		J	S
OA10-SD2428-2211-11092022	SW8270CSIM	570-116878-73	PCB-18		U	UJ	S
OA10-SD2428-2211-11092022	SW8270CSIM	570-116878-73	PCB-138/158	3.5		J	S
OA10-SD2832-2211-11092022	SW8270CSIM	570-116878-74	PCB-206	2.4		J	S
OA10-SD2832-2211-11092022	SW8270CSIM	570-116878-74	PCB-156	3.7		J	S

#sys_sample_code	lab_anl_method_name	lab_sample_id	chemical_name	result_value	lab_qualifiers	validator_qualifiers	Reason code
OA10-SD2832-2211-11092022	SW8270CSIM	570-116878-74	PCB-180	14		J	S
OA10-SD2832-2211-11092022	SW8270CSIM	570-116878-74	PCB-170	5.2		J	S
OA10-SD2832-2211-11092022	SW8270CSIM	570-116878-74	PCB-177	2.8		J	S
OA10-SD2832-2211-11092022	SW8270CSIM	570-116878-74	PCB-18	4.3		J	S
OA10-SD2832-2211-11092022	SW8270CSIM	570-116878-74	PCB-151	6.2		J	S
OA10-SD2832-2211-11092022	SW8270CSIM	570-116878-74	PCB-149	17		J	S
OA10-SD2832-2211-11092022	SW8270CSIM	570-116878-74	PCB-132/153	19		J	S
OA10-SD2832-2211-11092022	SW8270CSIM	570-116878-74	PCB-128	5.9		J	S
OA10-SD2832-2211-11092022	SW8270CSIM	570-116878-74	PCB-183	3.2		J	S
OA10-SD2832-2211-11092022	SW8270CSIM	570-116878-74	PCB-118	21		J	S
OA10-SD2832-2211-11092022	SW8270CSIM	570-116878-74	PCB-110	25		J	S
OA10-SD2832-2211-11092022	SW8270CSIM	570-116878-74	PCB-105	14		J	S
OA10-SD2832-2211-11092022	SW8270CSIM	570-116878-74	PCB-101	21		J	S
OA10-SD2832-2211-11092022	SW8270CSIM	570-116878-74	PCB 209	2.3		J	S
OA10-SD2832-2211-11092022	SW8270CSIM	570-116878-74	PCB-138/158	24		J	S
OA10-SD2832-2211-11092022	SW8270CSIM	570-116878-74	PCB-187	7.0		J	S
OA10-SD2832-2211-11092022	SW8270CSIM	570-116878-74	PCB-203	2.3		J	S

#sys_sample_code	lab_anl_method_name	lab_sample_id	chemical_name	result_value	lab_qualifiers	validator_qualifiers	Reason code
OA10-SD2832-2211-11092022	SW8270CSIM	570-116878-74	PCB-194	3.2		J	S
OA10-SD2832-2211-11092022	SW8270CSIM	570-116878-74	PCB-99	11		J	S
OA10-SD2832-2211-11092022	SW8270CSIM	570-116878-74	PCB-87	12		J	S
OA10-SD2832-2211-11092022	SW8270CSIM	570-116878-74	PCB-74	9.6		J	S
OA10-SD2832-2211-11092022	SW8270CSIM	570-116878-74	PCB-70	16		J	S
OA10-SD2832-2211-11092022	SW8270CSIM	570-116878-74	PCB-66	19		J	S
OA10-SD2832-2211-11092022	SW8270CSIM	570-116878-74	PCB-52	14		J	S
OA10-SD2832-2211-11092022	SW8270CSIM	570-116878-74	PCB-49	11		J	S
OA10-SD2832-2211-11092022	SW8270CSIM	570-116878-74	PCB-44	11		J	S
OA10-SD2832-2211-11092022	SW8270CSIM	570-116878-74	PCB-31	4.7		J	S
OA10-SD2832-2211-11092022	SW8270CSIM	570-116878-74	PCB-28	7.2		J	S
OA10-SD2832-2211-11092022	SW8270CSIM	570-116878-74	PCB-201	0.61		J	S
OA10-SD2832-2211-11092022	SW8270CSIM	570-116878-74	PCB-5/8	1.7		J	S
OA10-SD3640-2211-11092022	SW8270CSIM	570-116878-76	PCB-183	0.65		J	S
OA10-SD3640-2211-11092022	SW8270CSIM	570-116878-76	PCB-203	0.54		J	S
OA10-SD3640-2211-11092022	SW8270CSIM	570-116878-76	PCB-18	1.3		J	S
OA10-SD3640-2211-11092022	SW8270CSIM	570-116878-76	PCB-187	1.4		J	S

#sys_sample_code	lab_anl_method_name	lab_sample_id	chemical_name	result_value	lab_qualifiers	validator_qualifiers	Reason code
OA10-SD3640-2211-11092022	SW8270CSIM	570-116878-76	PCB-180	3.1		J	S
OA10-SD3640-2211-11092022	SW8270CSIM	570-116878-76	PCB-28	2.7		J	S
OA10-SD3640-2211-11092022	SW8270CSIM	570-116878-76	PCB-194	0.90		J	S
OA10-SD3640-2211-11092022	SW8270CSIM	570-116878-76	PCB-31	1.6		J	S
OA10-SD3640-2211-11092022	SW8270CSIM	570-116878-76	PCB-66	5.8		J	S
OA10-SD3640-2211-11092022	SW8270CSIM	570-116878-76	PCB-44	4.2		J	S
OA10-SD3640-2211-11092022	SW8270CSIM	570-116878-76	PCB-49	3.0		J	S
OA10-SD3640-2211-11092022	SW8270CSIM	570-116878-76	PCB-52	4.7		J	S
OA10-SD3640-2211-11092022	SW8270CSIM	570-116878-76	PCB-177	0.58		J	S
OA10-SD3640-2211-11092022	SW8270CSIM	570-116878-76	PCB-70	5.1		J	S
OA10-SD3640-2211-11092022	SW8270CSIM	570-116878-76	PCB-74	2.4		J	S
OA10-SD3640-2211-11092022	SW8270CSIM	570-116878-76	PCB-87	2.8		J	S
OA10-SD3640-2211-11092022	SW8270CSIM	570-116878-76	PCB-99	3.1		J	S
OA10-SD3640-2211-11092022	SW8270CSIM	570-116878-76	PCB-170	1.4		J	S
OA10-SD3640-2211-11092022	SW8270CSIM	570-116878-76	PCB-5/8	0.71		J	S
OA10-SD3640-2211-11092022	SW8270CSIM	570-116878-76	PCB 209	0.63		J	S
OA10-SD3640-2211-11092022	SW8270CSIM	570-116878-76	PCB-101	6.1		J	S

#sys_sample_code	lab_anl_method_name	lab_sample_id	chemical_name	result_value	lab_qualifiers	validator_qualifiers	Reason code
OA10-SD3640-2211-11092022	SW8270CSIM	570-116878-76	PCB-105	3.0		J	S
OA10-SD3640-2211-11092022	SW8270CSIM	570-116878-76	PCB-110	5.9		J	S
OA10-SD3640-2211-11092022	SW8270CSIM	570-116878-76	PCB-118	7.6		J	S
OA10-SD3640-2211-11092022	SW8270CSIM	570-116878-76	PCB-132/153	4.3		J	S
OA10-SD3640-2211-11092022	SW8270CSIM	570-116878-76	PCB-128	1.0		J	S
OA10-SD3640-2211-11092022	SW8270CSIM	570-116878-76	PCB-151	1.3		J	S
OA10-SD3640-2211-11092022	SW8270CSIM	570-116878-76	PCB-138/158	6.0		J	S
OA10-SD3640-2211-11092022	SW8270CSIM	570-116878-76	PCB-149	3.8		J	S
OA10-SD0608-2211FD-11092022	SW8270CSIM	570-116878-80	PCB-170	9.2		J	S
OA10-SD0608-2211FD-11092022	SW8270CSIM	570-116878-80	PCB-156	8.0		J	S
OA10-SD0608-2211FD-11092022	SW8270CSIM	570-116878-80	PCB-151	11		J	S
OA10-SD0608-2211FD-11092022	SW8270CSIM	570-116878-80	PCB-149	29		J	S
OA10-SD0608-2211FD-11092022	SW8270CSIM	570-116878-80	PCB-138/158	41		J	S
OA10-SD0608-2211FD-11092022	SW8270CSIM	570-116878-80	PCB-132/153	33		J	S
OA10-SD0608-2211FD-11092022	SW8270CSIM	570-116878-80	PCB-177	4.8		J	S
OA10-SD0608-2211FD-11092022	SW8270CSIM	570-116878-80	PCB-118	37		J	S
OA10-SD0608-2211FD-11092022	SW8270CSIM	570-116878-80	PCB-110	42		J	S

#sys_sample_code	lab_anl_method_name	lab_sample_id	chemical_name	result_value	lab_qualifiers	validator_qualifiers	Reason code
OA10-SD0608-2211FD-11092022	SW8270CSIM	570-116878-80	PCB-105	31		J	S
OA10-SD0608-2211FD-11092022	SW8270CSIM	570-116878-80	PCB 209	2.7		J	S
OA10-SD0608-2211FD-11092022	SW8270CSIM	570-116878-80	PCB-128	9.5		J	S
OA10-SD0608-2211FD-11092022	SW8270CSIM	570-116878-80	PCB-18	7.8		J	S
OA10-SD0608-2211FD-11092022	SW8270CSIM	570-116878-80	PCB-183	5.6		J	S
OA10-SD0608-2211FD-11092022	SW8270CSIM	570-116878-80	PCB-99	20		J	S
OA10-SD0608-2211FD-11092022	SW8270CSIM	570-116878-80	PCB-87	23		J	S
OA10-SD0608-2211FD-11092022	SW8270CSIM	570-116878-80	PCB-74	15		J	S
OA10-SD0608-2211FD-11092022	SW8270CSIM	570-116878-80	PCB-70	27		J	S
OA10-SD0608-2211FD-11092022	SW8270CSIM	570-116878-80	PCB-52	23		J	S
OA10-SD0608-2211FD-11092022	SW8270CSIM	570-116878-80	PCB-5/8	1.8		J	S
OA10-SD0608-2211FD-11092022	SW8270CSIM	570-116878-80	PCB-49	16		J	S
OA10-SD0608-2211FD-11092022	SW8270CSIM	570-116878-80	PCB-180	25		J	S
OA10-SD0608-2211FD-11092022	SW8270CSIM	570-116878-80	PCB-44	18		J	S
OA10-SD0608-2211FD-11092022	SW8270CSIM	570-116878-80	PCB-31	9.4		J	S
OA10-SD0608-2211FD-11092022	SW8270CSIM	570-116878-80	PCB-28	16		J	S
OA10-SD0608-2211FD-11092022	SW8270CSIM	570-116878-80	PCB-206	3.0		J	S

#sys_sample_code	lab_anl_method_name	lab_sample_id	chemical_name	result_value	lab_qualifiers	validator_qualifiers	Reason code
OA10-SD0608-2211FD-11092022	SW8270CSIM	570-116878-80	PCB-203	3.2		J	S
OA10-SD0608-2211FD-11092022	SW8270CSIM	570-116878-80	PCB-194	5.6		J	S
OA10-SD0608-2211FD-11092022	SW8270CSIM	570-116878-80	PCB-187	12		J	S
OA10-SD0608-2211FD-11092022	SW8270CSIM	570-116878-80	PCB-66	30		J	S
OA10-SD0608-2211FD-11092022	SW8270CSIM	570-116878-80	PCB-101	33		J	S
OA10-SD1620-2211FD-11092022	SW8270CSIM	570-116878-83	PCB-151	17		J	S
OA10-SD1620-2211FD-11092022	SW8270CSIM	570-116878-83	PCB-149	51		J	S
OA10-SD1620-2211FD-11092022	SW8270CSIM	570-116878-83	PCB-138/158	73		J	S
OA10-SD1620-2211FD-11092022	SW8270CSIM	570-116878-83	PCB-132/153	58		J	S
OA10-SD1620-2211FD-11092022	SW8270CSIM	570-116878-83	PCB-128	24		J	S
OA10-SD1620-2211FD-11092022	SW8270CSIM	570-116878-83	PCB-118	63		J	S
OA10-SD1620-2211FD-11092022	SW8270CSIM	570-116878-83	PCB-110	75		J	S
OA10-SD1620-2211FD-11092022	SW8270CSIM	570-116878-83	PCB-156	11		J	S
OA10-SD1620-2211FD-11092022	SW8270CSIM	570-116878-83	PCB-105	37		J	S
OA10-SD1620-2211FD-11092022	SW8270CSIM	570-116878-83	PCB-101	63		J	S
OA10-SD1620-2211FD-11092022	SW8270CSIM	570-116878-83	PCB 209	4.1		J	S
OA10-SD1620-2211FD-11092022	SW8270CSIM	570-116878-83	PCB-87	35		J	S

#sys_sample_code	lab_anl_method_name	lab_sample_id	chemical_name	result_value	lab_qualifiers	validator_qualifiers	Reason code
OA10-SD1620-2211FD-11092022	SW8270CSIM	570-116878-83	PCB-99	33		J	S
OA10-SD1620-2211FD-11092022	SW8270CSIM	570-116878-83	PCB-74	31		J	S
OA10-SD1620-2211FD-11092022	SW8270CSIM	570-116878-83	PCB-70	66		J	S
OA10-SD1620-2211FD-11092022	SW8270CSIM	570-116878-83	PCB-66	62		J	S
OA10-SD1620-2211FD-11092022	SW8270CSIM	570-116878-83	PCB-52	52		J	S
OA10-SD1620-2211FD-11092022	SW8270CSIM	570-116878-83	PCB-5/8	5.1		J	S
OA10-SD1620-2211FD-11092022	SW8270CSIM	570-116878-83	PCB-49	35		J	S
OA10-SD1620-2211FD-11092022	SW8270CSIM	570-116878-83	PCB-44	54		J	S
OA10-SD1620-2211FD-11092022	SW8270CSIM	570-116878-83	PCB-37	5.1		J	S
OA10-SD1620-2211FD-11092022	SW8270CSIM	570-116878-83	PCB-31	23		J	S
OA10-SD1620-2211FD-11092022	SW8270CSIM	570-116878-83	PCB-28	34		J	S
OA10-SD1620-2211FD-11092022	SW8270CSIM	570-116878-83	PCB-206	4.8		J	S
OA10-SD1620-2211FD-11092022	SW8270CSIM	570-116878-83	PCB-203	5.5		J	S
OA10-SD1620-2211FD-11092022	SW8270CSIM	570-116878-83	PCB-201	1.7		J	S
OA10-SD1620-2211FD-11092022	SW8270CSIM	570-116878-83	PCB-194	5.6		J	S
OA10-SD1620-2211FD-11092022	SW8270CSIM	570-116878-83	PCB-187	20		J	S
OA10-SD1620-2211FD-11092022	SW8270CSIM	570-116878-83	PCB-183	8.7		J	S

#sys_sample_code	lab_anl_method_name	lab_sample_id	chemical_name	result_value	lab_qualifiers	validator_qualifiers	Reason code
OA10-SD1620-2211FD-11092022	SW8270CSIM	570-116878-83	PCB-180	37		J	S
OA10-SD1620-2211FD-11092022	SW8270CSIM	570-116878-83	PCB-18	16		J	S
OA10-SD1620-2211FD-11092022	SW8270CSIM	570-116878-83	PCB-177	8.2		J	S
OA10-SD1620-2211FD-11092022	SW8270CSIM	570-116878-83	PCB-170	15		J	S
OA11-SD2832-2211-11092022	SW8270CSIM	570-116878-99	PCB-203	34		J	S
OA11-SD2832-2211-11092022	SW8270CSIM	570-116878-99	PCB-201	6.6		J	S
OA11-SD2832-2211-11092022	SW8270CSIM	570-116878-99	PCB-195	15		J	S
OA11-SD2832-2211-11092022	SW8270CSIM	570-116878-99	PCB-194	49		J	S
OA11-SD2832-2211-11092022	SW8270CSIM	570-116878-99	PCB-180	150		J	S
OA11-SD2832-2211-11092022	SW8270CSIM	570-116878-99	PCB-183	24		J	S
OA11-SD2832-2211-11092022	SW8270CSIM	570-116878-99	PCB-18	370		J	S
OA11-SD2832-2211-11092022	SW8270CSIM	570-116878-99	PCB-177	27		J	S
OA11-SD2832-2211-11092022	SW8270CSIM	570-116878-99	PCB-206	26		J	S
OA11-SD2832-2211-11092022	SW8270CSIM	570-116878-99	PCB-170	76		J	S
OA11-SD2832-2211-11092022	SW8270CSIM	570-116878-99	PCB-187	51		J	S
OA11-SD2832-2211-11092022	SW8270CSIM	570-116878-99	PCB-28	270		J	S
OA11-SD2832-2211-11092022	SW8270CSIM	570-116878-99	PCB-49	170		J	S

#sys_sample_code	lab_anl_method_name	lab_sample_id	chemical_name	result_value	lab_qualifiers	validator_qualifiers	Reason code
OA11-SD2832-2211-11092022	SW8270CSIM	570-116878-99	PCB-87	58		J	S
OA11-SD2832-2211-11092022	SW8270CSIM	570-116878-99	PCB-77	62		J	S
OA11-SD2832-2211-11092022	SW8270CSIM	570-116878-99	PCB-74	230		J	S
OA11-SD2832-2211-11092022	SW8270CSIM	570-116878-99	PCB-70	460		J	S
OA11-SD2832-2211-11092022	SW8270CSIM	570-116878-99	PCB-66	460		J	S
OA11-SD2832-2211-11092022	SW8270CSIM	570-116878-99	PCB-52	470		J	S
OA11-SD2832-2211-11092022	SW8270CSIM	570-116878-99	PCB-5/8	39		J	S
OA11-SD2832-2211-11092022	SW8270CSIM	570-116878-99	PCB-44	340		J	S
OA11-SD2832-2211-11092022	SW8270CSIM	570-116878-99	PCB-37	61		J	S
OA11-SD2832-2211-11092022	SW8270CSIM	570-116878-99	PCB-31	230		J	S
OA11-SD2832-2211-11092022	SW8270CSIM	570-116878-99	PCB-99	130		J	S
OA11-SD2832-2211-11092022	SW8270CSIM	570-116878-99	PCB-101	290		J	S
OA11-SD2832-2211-11092022	SW8270CSIM	570-116878-99	PCB 209	9.8		J	S
OA11-SD2832-2211-11092022	SW8270CSIM	570-116878-99	PCB-105	150		J	S
OA11-SD2832-2211-11092022	SW8270CSIM	570-116878-99	PCB-110	390		J	S
OA11-SD2832-2211-11092022	SW8270CSIM	570-116878-99	PCB-118	290		J	S
OA11-SD2832-2211-11092022	SW8270CSIM	570-116878-99	PCB-128	49		J	S

#sys_sample_code	lab_anl_method_name	lab_sample_id	chemical_name	result_value	lab_qualifiers	validator_qualifiers	Reason code
OA11-SD2832-2211-11092022	SW8270CSIM	570-116878-99	PCB-132/153	280		J	S
OA11-SD2832-2211-11092022	SW8270CSIM	570-116878-99	PCB-138/158	300		J	S
OA11-SD2832-2211-11092022	SW8270CSIM	570-116878-99	PCB-149	200		J	S
OA11-SD2832-2211-11092022	SW8270CSIM	570-116878-99	PCB-151	51		J	S
OA11-SD2832-2211-11092022	SW8270CSIM	570-116878-99	PCB-156	39		J	S

COVER LETTER

July 30, 2023

Ref; Eurofins/Calscience Environmental Testing SDG 570-117076-1,2, and 3 (03/31/2023)

Attn; Jeremy Bishop

Jacobs Engineering Group, Inc.
1100 NE Circle Blvd
Suite 300
Corvallis, Oregon 97330

Enclosed is the data validation reports for PALOS VERDES SHELF, MONTROSE CHEMICAL CORPORATION SUPERFUND SITE OU-5, REMEDIAL ACTION – MONITORED NATURAL RECOVERY COMPONENT

The specific sample identifications are listed in the Sample Identification Table. The data packages were reviewed according to the Final Quality Assurance Plan for Sediment Sampling Program 2022 (Rev 0) and the following guidance documents, as applicable: National Functional Guidelines for Organic Superfund Methods Data Review, National Functional Guidelines for Inorganic Superfund Methods Data Review (01/2020), Laboratory method specific Standard Operating Procedures.

Larry Duty
Data Validation Project Manager

Table of Contents

List of Tables....iii
List of Appendices....iv
Acronyms and Abbreviations v

1.0 INTRODUCTION 1-1
2.0 DATA VALIDATION RESULTS 2-1
2.1 PCBs by SW846-8270C-SIM....2-1
2.1.1 Sample Preservation, Handling, and Transport 2-1
2.1.2 Chain of Custody and Holding Times....2-1
2.1.3 Instrument Performance Checks....2-1
2.1.4 Initial Calibrations....2-1
2.1.5 Initial Calibration Verifications 2-1
2.1.6 Continuing Calibrations 2-1
2.1.7 Laboratory Blanks 2-2
2.1.8 Laboratory Control Sample Recovery (Blank Spikes) 2-2
2.1.9 Surrogate Recoveries 2-2
2.1.10 Matrix Spike/Matrix Spike Duplicate Recoveries....2-2
2.1.11 Target Compound Identification 2-2
2.1.12 Compound Quantitation and Reporting Limits 2-2
2.2 Pesticides by SW846-8270C-SIM....2-3
2.2.1 Sample Preservation, Handling, and Transport 2-3
2.2.2 Chain of Custody and Holding Times....2-3
2.2.3 Instrument Performance Checks....2-3
2.2.4 Initial Calibrations....2-3
2.2.5 Initial Calibration Verifications 2-3
2.2.6 Continuing Calibrations 2-3
2.2.7 Laboratory Blanks 2-3
2.2.8 Laboratory Control Sample Recovery (Blank Spikes) 2-3
2.2.9 Surrogate Recoveries 2-3
2.2.10 Matrix Spike/Matrix Spike Duplicate Recoveries....2-3
2.2.11 Target Compound Identification 2-3
2.2.12 Compound Quantitation and Reporting Limits 2-4
2.3 Total Organic Carbon by SW846-9060A 2-4
2.3.1 Blanks 2-4
2.3.2 Laboratory Control Sample Recovery (Blank Spikes) 2-4
2.3.3 Matrix Spike Recoveries 2-4
2.3.4 Compound Quantitation and Reporting Limits....2-4
2.4 Field Duplicate Field Duplicate Comparisons 2-4

List of Tables

Table 1-1 Field Sample and Laboratory ID Numbers 1-2
Table 1-2 Data Qualifier References 1-10
Table 1-3 Data Review Qualifier Codes....1-10
Table 2-1 Field Duplicates 2-4

Table 2-2 Field Duplicates Comparison.....2-5

List of Appendices

Appendix A Level 4 Data Calculations
Appendix B Communications
Appendix C Qualified Data Table

Acronyms and Abbreviations

The following is a list of acronyms and abbreviations that may be used in data validation reports.

%D	percent difference	DFTPP	decafluorotriphenylphosphine
%R	percent recovery	DOD	Department Of Defense
µg/L	microgram per liter	DQAR	data quality assessment report
mg/L	milligram per liter	DUP	laboratory duplicate
pg/L	picogram per liter	DVP	data validation procedure
µg/kg	microgram per kilogram	EDB	ethylene dibromide
mg/kg	Milligram per kilogram	EDL	estimated detection limit
ng/kg	nanogram per kilogram	EICP	extracted ion current profile
pg/g	picogram per gram	EPA	Environmental Protection Agency, United States
AA	atomic absorption	EB	equipment blank
ARRF	average relative response factor	FB	field blank
BFB	bromofluorobenzene	GC	gas chromatography
BNA	base/neutral/acid compounds	GC/ECD	gas chromatography/electron capture detector
CCB	continuing calibration blank	GC/ELCD	gas chromatography/electrolytic conductivity detector (Hall detector)
CCC	calibration check compound	GC/FPD	gas chromatography/flame photometric detector
CCV	continuing calibration verification	GC/MS	gas chromatography/mass spectrometry
CF	calibration factor	GC/PID	gas chromatography/photoionization detector
CLP	Contract Laboratory Program	GFAA	graphite furnace atomic absorption
COC	chain of custody record	GPC	gel permeation chromatography
COD	chemical oxygen demand	Hg	mercury
CTO	contract task order	HPLC	high-performance liquid chromatography

CVAA	cold vapor atomic absorption	HRGC/HRMS	high resolution gas chromatography/high resolution mass spectrometry
DBCP	Dibromochloropropane	RF r2	response factor coefficient of determination
DCB	decachlorobiphenyl	RICRF	reconstructed ion chromatogram response factor
4,4'-DDD	4,4'-dichlorodiphenyldichloroethane	RLRIC	reporting limit reconstructed ion chromatogram
4,4'-DDE	4,4'-dichlorodiphenyldichloroethylene	RPDRL	relative percent difference reporting limit
4,4'-DDT	4,4'-dichlorodiphenyltrichloroethane	RRFRPD	relative response factor relative percent difference
ICV	initial calibration verification	RRT RRF	relative retention time relative response factor
IDL	instrument detection limit	RSDRRT	relative standard deviation relative retention time
IR	infrared spectroscopy	RTRSD	retention time relative standard deviation
IRP	installation restoration program	RT	retention time
IS	internal standards	HT	holding time
LCS	laboratory control sample	ICB	initial calibration blank
MBAS	methyl blue active substance	ICP	inductively coupled plasma
MDL	method detection limit	ICS	interference check sample
MS	matrix spike	SDG	sample delivery group
MSA	method of standard addition	SICP	selected ion current profiles
MSD	matrix spike duplicate	s/n	signal to noise ratio
m/z	mass to charge ratio	SOP	standard operating procedure
NFESC	Naval Facilities Engineering Services Center	SOW	statement of work
OP	organophosphorus	SPCC	system performance check compound
PAH	polynuclear aromatic hydrocarbon	SRM	standard reference material

PARCC	precision, accuracy, representativeness, comparability, completeness	SVOC	semivolatile organic compound
PCB	polychlorinated biphenyl	TB	trip blank
PCDD	polychlorinated dibenzodioxin	TCDD	tetrachlorodibenzodioxin
PCDF	polychlorinated dibenzofuran	TCX	tetrachloro-m-xylene
PE	performance evaluation	TDS	total dissolved solids
PEM	performance evaluation mixture	TIC	tentatively identified compound
PFK	perfluorokerosene	TOC	total organic carbon
PQO	project quality objective	TOX	total organic halides
QAPFK	quality assurance perfluorokerosene	TPHE	total petroleum hydrocarbons as extractables
QACQA	quality assurance coordinator quality assurance	UV/VIS	ultraviolet/visible
QAPPQAC	quality assurance project plan quality assurance coordinator	VOA	volatile organic analysis
QCQAPP	quality control quality assurance project plan	VOC	volatile organic compound
QSM QC	quality system manual quality control	VTSR	validated time of sample receipt
rQSM	correlation coefficient quality system manual	WDM	window defining mixture
r2r	coefficient of determination correlation coefficient	DDMU	Benzene, 1,1'-(chloroethenylidene)bis[4-chloro-
DDNU	1,1-Bis(4-chlorophenyl)ethene		

1.0 INTRODUCTION

This data validation report (DVR) contains the results of the data validation conducted for samples collected and analyzed as part of the Remedial Action – Monitored Natural Recovery Component, Palos Verdes Shelf located in Los Angeles County, California. The investigation was conducted according to contract number 68HE0318D0004, Task Order Number 68HE0921F0026. This DVR was subcontracted to E-Lab Consultants (purchase order number; 148044996) from CH2M Hill, Inc. to serve third party data assessment purposes and evaluates the laboratory data contained in the Sample Delivery Group (SDG) listed in **Table 1-1**.

These samples were analyzed in accordance with the approved United States Environmental Protection Agency Solid Waste 846 Compendium sample specific methods or approved laboratory standard operating procedures. **Table 1-1** provides a list of the samples collected, a laboratory sample number cross-reference, sample matrix, date collected, sample purpose, and analytical methods performed for each sample pertaining to this DVR. This DVR is conducted per the analysis requested on the COC in accordance with the Final Quality Assurance Project Plan for Sediment Sampling Program 2022 (QAPP).

The data were evaluated against the quantitative acceptance limits given in the QAPP for the data quality parameters required by the QAPP. **Appendix A** contains full data validation calculations, **Appendix B** contains e-mail communication between Jacobs/Elab/Laboratory, and **Appendix C** contains the qualified data table.

In accordance with QAPP, a review of the data was conducted independent of the laboratory. This review consisted of an evaluation of laboratory performance criteria from the case narrative and an evaluation of the sample-specific criteria included in the laboratory data packages in accordance with the method specific guidance documents.

The validation consists of an evaluation of the chain of custody and associated laboratory sample receipt forms, proper sample preservations, holding times, initial calibration and continuing calibration procedures and results, laboratory control sample (LCS) (and duplicate [LCSD] if reported) accuracy and precision, matrix spike (MS) and matrix spike duplicate (MSD) sample analyses, method blanks, field blanks, and field duplicate precision.

Additional (as applicable) review included;

- Organic Analysis; internal standards, surrogate recoveries, instrument tuning, initial calibration, second source calibration verification, continuing calibration

verification, internal standards, degradation summaries, retention times, second column or second detector confirmations

- Inorganic Analysis; Laboratory duplicate precision, instrument tuning, initial calibration, Low-Level Calibration Check Standard, initial and continuing calibration verification, initial and continuing calibration blanks, interference check sample, internal standards, serial dilution results, post digestion spike recoveries, interelement correction factors

The results of the independent data review are presented in **Section 2.0**.

Table 1-1 Field Sample and Laboratory ID Numbers

Field I.D.	Lab I.D.	Matrix	Date Collected	Purpose	Analytical Methods
OA13-SD0002-2211	570-117076-1	SE	11/10/22 07:47	N	A,B,C
OA13-SD0204-2211	570-117076-2	SE	11/10/22 07:48	N	A,B,C
OA13-SD0406-2211	570-117076-3	SE	11/10/22 07:49	N	A,B,C
OA13-SD0608-2211	570-117076-4	SE	11/10/22 07:50	N	A,B,C
OA13-SD0812-2211	570-117076-5	SE	11/10/22 07:51	N	A,B,C
OA13-SD1216-2211	570-117076-6	SE	11/10/22 07:52	N	A,B,C
OA13-SD1620-2211	570-117076-7	SE	11/10/22 07:53	N	A,B,C
OA13-SD2024-2211	570-117076-8	SE	11/10/22 07:55	N	A,B,C
OA13-SD2428-2211	570-117076-9	SE	11/10/22 07:56	N	A,B,C
OA13-SD2832-2211	570-117076-10	SE	11/10/22 07:58	N	A,B,C
OA13-SD3236-2211	570-117076-11	SE	11/10/22 07:59	N	A,B,C
OA13-SD3640-2211	570-117076-12	SE	11/10/22 08:01	N	A,B,C
OA13-SD4044-2211	570-117076-13	SE	11/10/22 08:03	N	A,B,C
OA13-SD4448-2211	570-117076-14	SE	11/10/22 08:04	N	A,B,C
OA13-SD4852-2211	570-117076-15	SE	11/10/22 08:06	N	A,B,C
OA13-SD5256-2211	570-117076-16	SE	11/10/22 08:08	N	A,B,C
OA13-SD5660-2211	570-117076-17	SE	11/10/22 08:09	N	A,B,C

Field I.D.	Lab I.D.	Matrix	Date Collected	Purpose	Analytical Methods
OA13-SD6064-2211	570-117076-18	SE	11/10/22 08:11	N	A,B,C
OA14-SD0002-2211	570-117076-19	SE	11/10/22 08:20	N	A,B,C
OA14-SD0204-2211	570-117076-20	SE	11/10/22 08:21	N	A,B,C
OA14-SD0406-2211	570-117076-21	SE	11/10/22 08:22	N	A,B,C
OA14-SD0608-2211	570-117076-22	SE	11/10/22 08:23	N	A,B,C
OA14-SD0812-2211	570-117076-23	SE	11/10/22 08:24	N	A,B,C
OA14-SD1216-2211	570-117076-24	SE	11/10/22 08:25	N	A,B,C
OA14-SD1620-2211	570-117076-25	SE	11/10/22 08:26	N	A,B,C
OA14-SD2024-2211	570-117076-26	SE	11/10/22 08:28	N	A,B,C
OA14-SD2428-2211	570-117076-27	SE	11/10/22 08:29	N	A,B,C
OA14-SD2832-2211	570-117076-28	SE	11/10/22 08:31	N	A,B,C
OA14-SD3236-2211	570-117076-29	SE	11/10/22 08:33	N	A,B,C
OA14-SD3640-2211	570-117076-30	SE	11/10/22 08:34	N	A,B,C
OA14-SD4044-2211	570-117076-31	SE	11/10/22 08:35	N	A,B,C
OA14-SD4448-2211	570-117076-32	SE	11/10/22 08:36	N	A,B,C
OA14-SD4852-2211	570-117076-33	SE	11/10/22 08:38	N	A,B,C
OA14-SD5256-2211	570-117076-34	SE	11/10/22 08:39	N	A,B,C
OA14-SD5660-2211	570-117076-35	SE	11/10/22 08:41	N	A,B,C
OA15-SD0002-2211	570-117076-36	SE	11/10/22 08:49	N	A,B,C
OA15-SD0204-2211	570-117076-37	SE	11/10/22 08:50	N	A,B,C
OA15-SD0406-2211	570-117076-38	SE	11/10/22 08:51	N	A,B,C
OA15-SD0608-2211	570-117076-39	SE	11/10/22 08:52	N	A,B,C
OA15-SD0812-2211	570-117076-40	SE	11/10/22 08:53	N	A,B,C
OA15-SD1216-2211	570-117076-41	SE	11/10/22 08:54	N	A,B,C

Field I.D.	Lab I.D.	Matrix	Date Collected	Purpose	Analytical Methods
OA15-SD1620-2211	570-117076-42	SE	11/10/22 08:55	N	A,B,C
OA15-SD2024-2211	570-117076-43	SE	11/10/22 08:56	N	A,B,C
OA15-SD2428-2211	570-117076-44	SE	11/10/22 08:57	N	A,B,C
OA15-SD2832-2211	570-117076-45	SE	11/10/22 08:58	N	A,B,C
OA15-SD3236-2211	570-117076-46	SE	11/10/22 08:59	N	A,B,C
OA15-SD3640-2211	570-117076-47	SE	11/10/22 09:01	N	A,B,C
OA15-SD4044-2211	570-117076-48	SE	11/10/22 09:03	N	A,B,C
OA15-SD4448-2211	570-117076-49	SE	11/10/22 09:05	N	A,B,C
OA15-SD4852-2211	570-117076-50	SE	11/10/22 09:07	N	A,B,C
OA16-SD0002-2211	570-117076-51	SE	11/10/22 09:20	N	A,B,C
OA16-SD0204-2211	570-117076-52	SE	11/10/22 09:21	N	A,B,C
OA16-SD0406-2211	570-117076-53	SE	11/10/22 09:22	N	A,B,C
OA16-SD0608-2211	570-117076-54	SE	11/10/22 09:23	N	A,B,C
OA16-SD0812-2211	570-117076-55	SE	11/10/22 09:24	N	A,B,C
OA16-SD1216-2211	570-117076-56	SE	11/10/22 09:25	N	A,B,C
OA16-SD1620-2211	570-117076-57	SE	11/10/22 09:27	N	A,B,C
OA16-SD2024-2211	570-117076-58	SE	11/10/22 09:28	N	A,B,C
OA16-SD2428-2211	570-117076-59	SE	11/10/22 09:29	N	A,B,C
OA16-SD2832-2211	570-117076-60	SE	11/10/22 09:30	N	A,B,C
OA16-SD3236-2211	570-117076-61	SE	11/10/22 09:32	N	A,B,C
OA16-SD3640-2211	570-117076-62	SE	11/10/22 09:33	N	A,B,C
OA16-SD4044-2211	570-117076-63	SE	11/10/22 09:35	N	A,B,C
OA16-SD4448-2211	570-117076-64	SE	11/10/22 09:37	N	A,B,C
OA16-SD4852-2211	570-117076-65	SE	11/10/22 09:38	N	A,B,C

Field I.D.	Lab I.D.	Matrix	Date Collected	Purpose	Analytical Methods
OA16-SD0002-2211FD	570-117076-66	SE	11/10/22 09:49	FD	A,B,C
OA16-SD0204-2211FD	570-117076-67	SE	11/10/22 09:50	FD	A,B,C
OA16-SD0406-2211FD	570-117076-68	SE	11/10/22 09:51	FD	A,B,C
OA16-SD0608-2211FD	570-117076-69	SE	11/10/22 09:52	FD	A,B,C
OA16-SD0812-2211FD	570-117076-70	SE	11/10/22 09:53	FD	A,B,C
OA16-SD1216-2211FD	570-117076-71	SE	11/10/22 09:55	FD	A,B,C
OA16-SD1620-2211FD	570-117076-72	SE	11/10/22 09:56	FD	A,B,C
OA16-SD2024-2211FD	570-117076-73	SE	11/10/22 09:57	FD	A,B,C
OA16-SD2428-2211FD	570-117076-74	SE	11/10/22 09:58	FD	A,B,C
OA16-SD2832-2211FD	570-117076-75	SE	11/10/22 09:59	FD	A,B,C
OA16-SD3236-2211FD	570-117076-76	SE	11/10/22 10:01	FD	A,B,C
OA16-SD3640-2211FD	570-117076-77	SE	11/10/22 10:03	FD	A,B,C
OA17-SD0002-2211	570-117076-78	SE	11/10/22 11:03	N	A,B,C
OA17-SD0204-2211	570-117076-79	SE	11/10/22 11:04	N	A,B,C
OA17-SD0406-2211	570-117076-80	SE	11/10/22 11:05	N	A,B,C
OA17-SD0608-2211	570-117076-81	SE	11/10/22 11:06	N	A,B,C
OA17-SD0812-2211	570-117076-82	SE	11/10/22 11:07	N	A,B,C
OA17-SD1216-2211	570-117076-83	SE	11/10/22 11:08	N	A,B,C
OA17-SD1620-2211	570-117076-84	SE	11/10/22 11:09	N	A,B,C
OA17-SD2024-2211	570-117076-85	SE	11/10/22 11:10	N	A,B,C
OA17-SD2428-2211	570-117076-86	SE	11/10/22 11:12	N	A,B,C
OA17-SD2832-2211	570-117076-87	SE	11/10/22 11:13	N	A,B,C
OA17-SD3236-2211	570-117076-88	SE	11/10/22 11:14	N	A,B,C
OA17-SD3640-2211	570-117076-89	SE	11/10/22 11:16	N	A,B,C

Field I.D.	Lab I.D.	Matrix	Date Collected	Purpose	Analytical Methods
OA18-SD0002-2211	570-117076-90	SE	11/10/22 11:26	N	A,B,C
OA18-SD0204-2211	570-117076-91	SE	11/10/22 11:27	N	A,B,C
OA18-SD0406-2211	570-117076-92	SE	11/10/22 11:28	N	A,B,C
OA18-SD0608-2211	570-117076-93	SE	11/10/22 11:29	N	A,B,C
OA18-SD0812-2211	570-117076-94	SE	11/10/22 11:30	N	A,B,C
OA18-SD1216-2211	570-117076-95	SE	11/10/22 11:31	N	A,B,C
OA18-SD1620-2211	570-117076-96	SE	11/10/22 11:32	N	A,B,C
OA18-SD2024-2211	570-117076-97	SE	11/10/22 11:34	N	A,B,C
OA18-SD2428-2211	570-117076-98	SE	11/10/22 11:36	N	A,B,C
OA18-SD2832-2211	570-117076-99	SE	11/10/22 11:38	N	A,B,C
OA19-SD0002-2211	570-117076-100	SE	11/10/22 11:47	N	A,B,C
OA19-SD0204-2211	570-117076-101	SE	11/10/22 11:48	N	A,B,C
OA19-SD0406-2211	570-117076-102	SE	11/10/22 11:49	N	A,B,C
OA19-SD0608-2211	570-117076-103	SE	11/10/22 11:50	N	A,B,C
OA19-SD0812-2211	570-117076-104	SE	11/10/22 11:51	N	A,B,C
OA19-SD1216-2211	570-117076-105	SE	11/10/22 11:52	N	A,B,C
OA19-SD1620-2211	570-117076-106	SE	11/10/22 11:53	N	A,B,C
OA19-SD2024-2211	570-117076-107	SE	11/10/22 11:54	N	A,B,C
OA19-SD2428-2211	570-117076-108	SE	11/10/22 11:56	N	A,B,C
OA19-SD2832-2211	570-117076-109	SE	11/10/22 11:57	N	A,B,C
OA19-SD3236-2211	570-117076-110	SE	11/10/22 11:59	N	A,B,C
OA19-SD3640-2211	570-117076-111	SE	11/10/22 12:01	N	A,B,C
OA19-SD4044-2211	570-117076-112	SE	11/10/22 12:03	N	A,B,C
OA19-SD4448-2211	570-117076-113	SE	11/10/22 12:04	N	A,B,C

Field I.D.	Lab I.D.	Matrix	Date Collected	Purpose	Analytical Methods
OA19-SD4852-2211	570-117076-114	SE	11/10/22 12:06	N	A,B,C
OA20-SD0002-2211	570-117076-115	SE	11/10/22 12:16	N	A,B,C
OA20-SD0204-2211	570-117076-116	SE	11/10/22 12:17	N	A,B,C
OA20-SD0406-2211	570-117076-117	SE	11/10/22 12:18	N	A,B,C
OA20-SD0608-2211	570-117076-118	SE	11/10/22 12:19	N	A,B,C
OA20-SD0812-2211	570-117076-119	SE	11/10/22 12:20	N	A,B,C
OA20-SD1216-2211	570-117076-120	SE	11/10/22 12:21	N	A,B,C
OA20-SD1620-2211	570-117076-121	SE	11/10/22 12:22	N	A,B,C
OA20-SD2024-2211	570-117076-122	SE	11/10/22 12:23	N	A,B,C
OA20-SD2428-2211	570-117076-123	SE	11/10/22 12:24	N	A,B,C
OA20-SD2832-2211	570-117076-124	SE	11/10/22 12:26	N	A,B,C
OA21-SD0002-2211	570-117076-125	SE	11/10/22 12:32	N	A,B,C
OA21-SD0204-2211	570-117076-126	SE	11/10/22 12:33	N	A,B,C
OA21-SD0406-2211	570-117076-127	SE	11/10/22 12:34	N	A,B,C
OA21-SD0608-2211	570-117076-128	SE	11/10/22 12:35	N	A,B,C
OA21-SD0812-2211	570-117076-129	SE	11/10/22 12:36	N	A,B,C
OA20-SD1216-2211	570-117076-130	SE	11/10/22 12:37	N	A,B,C
OA20-SD1620-2211	570-117076-131	SE	11/10/22 12:38	N	A,B,C
OA20-SD2024-2211	570-117076-132	SE	11/10/22 12:40	N	A,B,C
OA20-SD2428-2211	570-117076-133	SE	11/10/22 12:41	N	A,B,C
OA22-SD0002-2211	570-117076-134	SE	11/10/22 14:18	N	A,B,C
OA22-SD0204-2211	570-117076-135	SE	11/10/22 14:19	N	A,B,C
OA22-SD0406-2211	570-117076-136	SE	11/10/22 14:20	N	A,B,C
OA22-SD0608-2211	570-117076-137	SE	11/10/22 14:21	N	A,B,C

Field I.D.	Lab I.D.	Matrix	Date Collected	Purpose	Analytical Methods
OA22-SD0812-2211	570-117076-138	SE	11/10/22 14:22	N	A,B,C
OA22-SD1216-2211	570-117076-139	SE	11/10/22 14:24	N	A,B,C
OA22-SD1620-2211	570-117076-140	SE	11/10/22 14:26	N	A,B,C
OA22-SD2024-2211	570-117076-141	SE	11/10/22 14:28	N	A,B,C
OA22-SD2428-2211	570-117076-142	SE	11/10/22 14:29	N	A,B,C
OA22-SD2832-2211	570-117076-143	SE	11/10/22 14:30	N	A,B,C
OA22-SD3236-2211	570-117076-144	SE	11/10/22 14:31	N	A,B,C
OA22-SD3640-2211	570-117076-145	SE	11/10/22 14:33	N	A,B,C
OA22-SD4044-2211	570-117076-146	SE	11/10/22 14:34	N	A,B,C
OA22-SD0002-2211FD	570-117076-147	SE	11/10/22 14:41	FD	A,B,C
OA22-SD0204-2211FD	570-117076-148	SE	11/10/22 14:42	FD	A,B,C
OA22-SD0406-2211FD	570-117076-149	SE	11/10/22 14:43	FD	A,B,C
OA22-SD0608-2211FD	570-117076-150	SE	11/10/22 14:44	FD	A,B,C
OA22-SD0812-2211FD	570-117076-151	SE	11/10/22 14:45	FD	A,B,C
OA22-SD1216-2211FD	570-117076-152	SE	11/10/22 14:46	FD	A,B,C
OA22-SD1620-2211FD	570-117076-153	SE	11/10/22 14:47	FD	A,B,C
OA22-SD2024-2211FD	570-117076-154	SE	11/10/22 14:49	FD	A,B,C
OA22-SD2428-2211FD	570-117076-155	SE	11/10/22 14:51	FD	A,B,C
OA22-SD2832-2211FD	570-117076-156	SE	11/10/22 14:52	FD	A,B,C
OA22-SD3236-2211FD	570-117076-157	SE	11/10/22 14:53	FD	A,B,C
OA23-SD0002-2211	570-117076-158	SE	11/10/22 15:01	N	A,B,C
OA23-SD0204-2211	570-117076-159	SE	11/10/22 15:02	N	A,B,C
OA23-SD0406-2211	570-117076-160	SE	11/10/22 15:03	N	A,B,C
OA23-SD0608-2211	570-117076-161	SE	11/10/22 15:04	N	A,B,C

Field I.D.	Lab I.D.	Matrix	Date Collected	Purpose	Analytical Methods
OA23-SD0812-2211	570-117076-162	SE	11/10/22 15:05	N	A,B,C
OA23-SD1216-2211	570-117076-163	SE	11/10/22 15:06	N	A,B,C
OA23-SD1620-2211	570-117076-164	SE	11/10/22 15:07	N	A,B,C
OA23-SD2024-2211	570-117076-165	SE	11/10/22 15:09	N	A,B,C
OA23-SD2428-2211	570-117076-166	SE	11/10/22 15:10	N	A,B,C
OA23-SD2832-2211	570-117076-167	SE	11/10/22 15:12	N	A,B,C
OA23-SD3236-2211	570-117076-168	SE	11/10/22 15:13	N	A,B,C
OA23-SD3640-2211	570-117076-169	SE	11/10/22 15:14	N	A,B,C
OA23-SD4044-2211	570-117076-170	SE	11/10/22 15:16	N	A,B,C
OA23-SD4448-2211	570-117076-171	SE	11/10/22 15:17	N	A,B,C
OA24-SD0002-2211	570-117076-172	SE	11/10/22 15:25	N	A,B,C
OA24-SD0204-2211	570-117076-173	SE	11/10/22 15:26	N	A,B,C
OA24-SD0406-2211	570-117076-174	SE	11/10/22 15:27	N	A,B,C
OA24-SD0608-2211	570-117076-175	SE	11/10/22 15:28	N	A,B,C
OA24-SD0812-2211	570-117076-176	SE	11/10/22 15:29	N	A,B,C
OA24-SD1216-2211	570-117076-177	SE	11/10/22 15:31	N	A,B,C
OA24-SD1620-2211	570-117076-178	SE	11/10/22 15:32	N	A,B,C
OA24-SD2024-2211	570-117076-179	SE	11/10/22 15:33	N	A,B,C
OA17-SD4044-2211	570-117076-180	SE	11/10/22 00:00	N	A,B,C

SE-Sediment
FD-Field Duplicate (parent samples are identified by the sample ID prefix.
N-Normal Environmental Sample
N*-No parent sample was submitted for analysis.
Analytical Methods: A-SW846 8270C SIM CON - PCB Congeners (GC/MS)
B-SW846 8270C SIM - Organochlorine Pesticides (GC/MS SIM)
C-SW846 9060A-Total Organic Carbon

Following the specifications in the QAPP related to the data validation process, the data were annotated with data validation qualifiers and codes as described in **Table 1-2 and Table 1-3.**

Table 1-2
Data Qualifier References

Qualifier	Organics	Inorganics
U	The analyte was analyzed for but was not detected above the method detection limit.	The analyte was analyzed for but was not detected above the method detection limit.
J	The analyte was positively identified; the associated numerical value is the approximate concentration of the analyte in the sample.	The result is an estimated quantity. The associated numerical value is the approximate concentration of the analyte in the sample.
N	The analysis indicates the presence of an analyte for which there is presumptive evidence to make a "tentative identification."	Not applicable.
NJ	The analysis indicates the presence of an analyte that has been "tentatively identified" and the associated numerical value represents its approximate concentration.	Not applicable.
UJ	The analyte was not detected above the method detection limit. However, the associated value is approximate and may or may not represent the actual limit of quantitation necessary to accurately and precisely measure the analyte in the sample.	The analyte was analyzed for but was not detected. The associated value is an estimate and may be inaccurate or imprecise.
R	The sample results are rejected due to serious deficiencies in the ability to analyze the sample and to meet quality control criteria. The presence or absence of the analyte cannot be verified.	The data are unusable. The sample results are rejected due to serious deficiencies in meeting the Quality Control (QC) criteria. The analyte may or may not be present in the sample.

Table 1-3
Data Review Qualifier Codes

Qualifier	Organics	Inorganics
H	Holding times were exceeded.	Holding times were exceeded.

Qualifier	Organics	Inorganics
S	Surrogate recovery was outside QC limits.	The sequence or number of standards used for the calibration was incorrect.
C	Calibration %RSD, r, r2 or %D were noncompliant	Correlation coefficient is <0.995.
R	Calibration RRF was <0.05.	%R for calibration is not within control limits
B	Presumed contamination from preparation (method blank)	Presumed contamination from preparation (method) blank or calibration blank
L	Laboratory Control Sample/Laboratory Control Sample Duplicate %R or RPD was not within control limits	Laboratory Control Sample/Laboratory Control Sample Duplicate %R or RPD was not within control limits
Q	MS/MSD recovery was poor	MS/MSD recovery was poor.
E	MS/MSD or Duplicate RPD was high.	MS/MSD or Duplicate RPD or difference was high.
I	Internal standard performance was unsatisfactory	ICP ICS results were unsatisfactory.
A	Not applicable.	ICP Serial Dilution %D were not within control limits
M	Instrument Performance Check (BFB or DFTPP) was noncompliant	Not applicable.
T	Presumed contamination from trip blank.	Not applicable.
F	Presumed contamination from FB or ER.	Presumed contamination from FB or ER.
D	The analysis with this flag should not be used because another more technically sound analysis is available.	The analysis with this flag should not be used because another more technically sound analysis is available.
P	Instrument performance for pesticides was poor	Post Digestion Spike recovery was not within control limits
*#	Unusual problems found with the data that have been described in Section 2, "Data Validation Findings." The number following the asterisk (*) will indicate the section in the validation report where a description of the problem can be found.	Unusual problems found with the data that have been described in Section 2, "Data Validation Findings." The number following the asterisk (*) will indicate the section in the validation report where a description of the problem can be found.

2.0 DATA VALIDATION RESULTS

2.1 PCBs by SW846-8270C-SIM

2.1.1 Sample Preservation, Handling, and Transport

All samples arrived at the laboratory intact, on time, and within preservation requirements. All QC requirements were met as required by the QAPP.

2.1.2 Chain of Custody and Holding Times

A cross reference of the COC and analytical report has concluded all extractions and analysis were performed within the required holding times. T

2.1.3 Instrument Performance Checks

Data were verified that the mass spectral abundance and assignment are correct and within the method requirements. All samples were analyzed with an acceptable DFTPP performance check and within the 12-hour window requirement.

2.1.4 Initial Calibrations

All initial calibration average %RSD were within the method requirements.

2.1.5 Initial Calibration Verifications

The initial calibration curve was verified with a second source standard mix that contained all target compounds. All recoveries were acceptable.

2.1.6 Continuing Calibrations

Continuing calibration percent differences were within the requirements as stipulated. Continuing Calibrations were performed with acceptable results on a 12-hour basis. Full data validation verified the raw data compared to the Form VII values. No discrepancies were revealed.

- Method 8270C SIM CON: The continuing calibration verification (CCV) associated with batch 570-292829 recovered above the upper control limit for PCB-119, PCB-170, PCB-189 and PCB-206. The samples associated with this CCV were non-detects for the affected analytes; therefore, the data have been reported. The associated sample is impacted: (CCVIS 570-292829/4).
- Method 8270C SIM CON: The continuing calibration verification (CCV) associated with batch 570-292829 recovered above the upper control limit for DCB Decachlorobiphenyl, PCB-195 and PCB-203. The samples associated with this CCV were non-detects for the affected analytes; therefore, the data have been reported. The associated sample is impacted: (CCV 570-292829/5).

2.1.7 Laboratory Blanks

Each analytical batch was represented with a MB. None of the data is qualified based on associated blank contaminations.

2.1.8 Laboratory Control Sample Recovery (Blank Spikes)

All LCS recoveries were within QC limits with the following exception(s).

- Method 8270C SIM CON: The RPD of the laboratory control sample (LCS) and laboratory control sample duplicate (LCSD) for preparation batch 570-285469 and analytical batch 570-290028 recovered outside control limits for the following analytes: DCB Decachlorobiphenyl, and PCB-195.
    - The associated samples are qualified J/UJ-L

2.1.9 Surrogate Recoveries

All surrogate recoveries were within QC limits or were diluted out with the following exception(s).

- Sample OA15-SD2024-2211 (570-117076-43) reports elevated recovery for both surrogates. The sample is qualified J-S

2.1.10 Matrix Spike/Matrix Spike Duplicate Recoveries

Matrix spike samples were not designated for this SDG.

2.1.11 Target Compound Identification

Target Compounds were reviewed for their pattern responses and retention times.

2.1.12 Compound Quantitation and Reporting Limits

Reporting limits were verified to be equal to the Level of Detection (LOD). The LODs have been verified to meet or exceed the project required performance standards. Sample dilutions, cleanup concentrations, and moisture correction and reanalysis have been applied to all reportable results. Ten percent of the reported data was validated for quantification and qualifications. None of the data was miscalculated or patterns misidentified.

- The laboratory states in the case narrative; Internal standard responses were outside of acceptance limits for the following sample: OA16-SD2832-2211FD (570-117076-75). The sample(s) shows evidence of matrix interference.
    - Page 1047 of the L4 data report does not support the above statement. None of the data is qualified.

2.2 Pesticides by SW846-8270C-SIM

2.2.1 Sample Preservation, Handling, and Transport

All samples arrived at the laboratory intact, on time, and within preservation requirements. All QC requirements were met as required by the QAPP.

2.2.2 Chain of Custody and Holding Times

A cross reference of the COC and analytical report has concluded all extractions and analysis were performed within the required holding times.

2.2.3 Instrument Performance Checks

Data were verified that the mass spectral abundance and assignment are correct and within the method requirements. All samples were analyzed with an acceptable DFTPP performance check and within the 12-hour window requirement.

2.2.4 Initial Calibrations

All initial calibration average %RSD were within the method requirements.

2.2.5 Initial Calibration Verifications

The initial calibration curve was verified with a second source standard mix that contained all target compounds. All recoveries were acceptable.

2.2.6 Continuing Calibrations

Continuing Calibrations were performed with acceptable results on a 12-hour basis. Full data validation verified the raw data compared to the Form VII values. No discrepancies were revealed. Continuing calibration percent differences were within the requirements as stipulated.

2.2.7 Laboratory Blanks

Each analytical batch was represented with a MB. None of the data is qualified based on associated blank contaminations.

2.2.8 Laboratory Control Sample Recovery (Blank Spikes)

All LCS recoveries were within QC limits.

2.2.9 Surrogate Recoveries

All surrogate recoveries were within QC limits with the following exception(s).

2.2.10 Matrix Spike/Matrix Spike Duplicate Recoveries

Matrix spike samples were not designated for this SDG.

2.2.11 Target Compound Identification

Target Compounds were reviewed for their pattern responses and retention times.

2.2.12 Compound Quantitation and Reporting Limits

Reporting limits were verified to be equal to the Level of Detection (LOD). The LODs have been verified to meet or exceed the project required performance standards. Sample dilutions, cleanup concentrations, and moisture correction and reanalysis have been applied to all reportable results. Ten percent of the reported data was validated for quantification and qualifications. None of the data was miscalculated or patterns misidentified.

2.3 Total Organic Carbon by SW846-9060A

2.3.1 Blanks

The MB's report the following detections.

#sys_sample_code	chemical_name	result_value
MB 580-415365/5	Total Organic Carbon - Duplicates	262.4

All associated samples report TOC detected >5X the blank concentrations. None of the data is qualified.

2.3.2 Laboratory Control Sample Recovery (Blank Spikes)

All LCS/D recoveries are within the laboratory established control limits.

2.3.3 Matrix Spike Recoveries

All TOC recoveries were within QC limits.

2.3.4 Compound Quantitation and Reporting Limits

Reporting limits were verified to be equal to the LOD. Sample dilutions, cleanup concentrations, and moisture correction have been applied to all reportable results.

2.4 Field Duplicate Field Duplicate Comparisons

The following field duplicate samples were collected.

Table 2-1
Field Duplicates

#sys_sample_code	lab_sample_id
OA16-SD0002-2211-11102022	570-117076-51
OA16-SD0002-2211FD-11102022	570-117076-66
OA16-SD0204-2211-11102022	570-117076-52
OA16-SD0204-2211FD-11102022	570-117076-67
OA16-SD0406-2211-11102022	570-117076-53
OA16-SD0406-2211FD-11102022	570-117076-68
OA16-SD0608-2211-11102022	570-117076-54
OA16-SD0608-2211FD-11102022	570-117076-69

#sys_sample_code	lab_sample_id
OA16-SD0812-2211-11102022	570-117076-55
OA16-SD0812-2211FD-11102022	570-117076-70
OA16-SD1216-2211-11102022	570-117076-56
OA16-SD1216-2211FD-11102022	570-117076-71
OA16-SD1620-2211-11102022	570-117076-57
OA16-SD1620-2211FD-11102022	570-117076-72
OA16-SD2024-2211-11102022	570-117076-58
OA16-SD2024-2211FD-11102022	570-117076-73
OA16-SD2428-2211-11102022	570-117076-59
OA16-SD2428-2211FD-11102022	570-117076-74
OA16-SD2832-2211-11102022	570-117076-60
OA16-SD2832-2211FD-11102022	570-117076-75
OA16-SD3236-2211-11102022	570-117076-61
OA16-SD3236-2211FD-11102022	570-117076-76
OA16-SD3640-2211-11102022	570-117076-62
OA16-SD3640-2211FD-11102022	570-117076-77
OA22-SD0002-2211-11102022	570-117076-134
OA22-SD0002-2211FD-11102022	570-117076-147
OA22-SD0204-2211-11102022	570-117076-135
OA22-SD0204-2211FD-11102022	570-117076-148
OA22-SD0406-2211-11102022	570-117076-136
OA22-SD0406-2211FD-11102022	570-117076-149
OA22-SD0608-2211-11102022	570-117076-137
OA22-SD0608-2211FD-11102022	570-117076-150
OA22-SD0812-2211-11102022	570-117076-138
OA22-SD0812-2211FD-11102022	570-117076-151
OA22-SD1216-2211-11102022	570-117076-139
OA22-SD1216-2211FD-11102022	570-117076-152
OA22-SD1620-2211-11102022	570-117076-140
OA22-SD1620-2211FD-11102022	570-117076-153
OA22-SD2024-2211-11102022	570-117076-141
OA22-SD2024-2211FD-11102022	570-117076-154
OA22-SD2428-2211-11102022	570-117076-142
OA22-SD2428-2211FD-11102022	570-117076-155
OA22-SD2832-2211-11102022	570-117076-143
OA22-SD2832-2211FD-11102022	570-117076-156
OA22-SD3236-2211-11102022	570-117076-144
OA22-SD3236-2211FD-11102022	570-117076-157

Table 2-2
Field Duplicates Comparison

#sys_sample_code	lab_sample_id	chemical	result_	RPD

#sys_sample_code	lab_sample_id	chemical	result_	RPD
OA16-SD0002-2211-11102022	570-117076-51	2,4'-DDD	42	
OA16-SD0002-2211FD-11102022	570-117076-66	2,4'-DDD	22	-15.625
OA16-SD0204-2211-11102022	570-117076-52	2,4'-DDD	<DL	
OA16-SD0204-2211FD-11102022	570-117076-67	2,4'-DDD	47	200
OA16-SD0406-2211-11102022	570-117076-53	2,4'-DDD	88	
OA16-SD0406-2211FD-11102022	570-117076-68	2,4'-DDD	<DL	200
OA16-SD0608-2211-11102022	570-117076-54	2,4'-DDD	240	
OA16-SD0608-2211FD-11102022	570-117076-69	2,4'-DDD	<DL	200
OA16-SD0812-2211-11102022	570-117076-55	2,4'-DDD	220	
OA16-SD0812-2211FD-11102022	570-117076-70	2,4'-DDD	<DL	200
OA16-SD1216-2211-11102022	570-117076-56	2,4'-DDD	310	
OA16-SD1216-2211FD-11102022	570-117076-71	2,4'-DDD	100	-25.6098
OA16-SD1620-2211-11102022	570-117076-57	2,4'-DDD	120	
OA16-SD1620-2211FD-11102022	570-117076-72	2,4'-DDD	<DL	200
OA16-SD2024-2211-11102022	570-117076-58	2,4'-DDD	46	
OA16-SD2024-2211FD-11102022	570-117076-73	2,4'-DDD	11	-30.7018
OA16-SD2428-2211-11102022	570-117076-59	2,4'-DDD	<DL	
OA16-SD2428-2211FD-11102022	570-117076-74	2,4'-DDD	2.8	200
OA16-SD2832-2211-11102022	570-117076-60	2,4'-DDD	9.6	
OA16-SD2832-2211FD-11102022	570-117076-75	2,4'-DDD	5.9	-11.9355
OA16-SD3236-2211-11102022	570-117076-61	2,4'-DDD	18	
OA16-SD3236-2211FD-11102022	570-117076-76	2,4'-DDD	<DL	200
OA22-SD0002-2211-11102022	570-117076-134	2,4'-DDD	<DL	
OA22-SD0002-2211FD-11102022	570-117076-147	2,4'-DDD	12	200
OA22-SD0204-2211-11102022	570-117076-135	2,4'-DDD	20	
OA22-SD0204-2211FD-11102022	570-117076-148	2,4'-DDD	11	-14.5161
OA22-SD0406-2211-11102022	570-117076-136	2,4'-DDD	17	
OA22-SD0406-2211FD-11102022	570-117076-149	2,4'-DDD	17	0
OA22-SD0608-2211-11102022	570-117076-137	2,4'-DDD	15	
OA22-SD0608-2211FD-11102022	570-117076-150	2,4'-DDD	15	0
OA22-SD0812-2211-11102022	570-117076-138	2,4'-DDD	16	
OA22-SD0812-2211FD-11102022	570-117076-151	2,4'-DDD	24	10
OA22-SD1216-2211-11102022	570-117076-139	2,4'-DDD	40	
OA22-SD1216-2211FD-11102022	570-117076-152	2,4'-DDD	24	-12.5
OA22-SD1620-2211-11102022	570-117076-140	2,4'-DDD	73	
OA22-SD1620-2211FD-11102022	570-117076-153	2,4'-DDD	26	-23.7374
OA22-SD2024-2211-11102022	570-117076-141	2,4'-DDD	15	
OA22-SD2024-2211FD-11102022	570-117076-154	2,4'-DDD	26	13.41463
OA22-SD2428-2211-11102022	570-117076-142	2,4'-DDD	7.9	
OA22-SD2428-2211FD-11102022	570-117076-155	2,4'-DDD	8.9	2.97619
OA22-SD2832-2211-11102022	570-117076-143	2,4'-DDD	15	
OA22-SD2832-2211FD-11102022	570-117076-156	2,4'-DDD	12	-5.55556
OA22-SD3236-2211-11102022	570-117076-144	2,4'-DDD	4.5	
OA22-SD3236-2211FD-11102022	570-117076-157	2,4'-DDD	18	30
OA16-SD0002-2211-11102022	570-117076-51	2,4'-DDE	370	

#sys_sample_code	lab_sample_id	chemical	result_	RPD
OA16-SD0002-2211FD-11102022	570-117076-66	2,4'-DDE	190	-16.0714
OA16-SD0204-2211-11102022	570-117076-52	2,4'-DDE	180	
OA16-SD0204-2211FD-11102022	570-117076-67	2,4'-DDE	460	21.875
OA16-SD0406-2211-11102022	570-117076-53	2,4'-DDE	560	
OA16-SD0406-2211FD-11102022	570-117076-68	2,4'-DDE	450	-5.44554
OA16-SD0608-2211-11102022	570-117076-54	2,4'-DDE	1400	
OA16-SD0608-2211FD-11102022	570-117076-69	2,4'-DDE	820	-13.0631
OA16-SD0812-2211-11102022	570-117076-55	2,4'-DDE	1900	
OA16-SD0812-2211FD-11102022	570-117076-70	2,4'-DDE	740	-21.9697
OA16-SD1216-2211-11102022	570-117076-56	2,4'-DDE	1500	
OA16-SD1216-2211FD-11102022	570-117076-71	2,4'-DDE	530	-23.8916
OA16-SD1620-2211-11102022	570-117076-57	2,4'-DDE	470	
OA16-SD1620-2211FD-11102022	570-117076-72	2,4'-DDE	71	-36.8762
OA16-SD2024-2211-11102022	570-117076-58	2,4'-DDE	220	
OA16-SD2024-2211FD-11102022	570-117076-73	2,4'-DDE	92	-20.5128
OA16-SD2428-2211-11102022	570-117076-59	2,4'-DDE	99	
OA16-SD2428-2211FD-11102022	570-117076-74	2,4'-DDE	12	-39.1892
OA16-SD2832-2211-11102022	570-117076-60	2,4'-DDE	87	
OA16-SD2832-2211FD-11102022	570-117076-75	2,4'-DDE	10	-39.6907
OA16-SD3236-2211-11102022	570-117076-61	2,4'-DDE	110	
OA16-SD3236-2211FD-11102022	570-117076-76	2,4'-DDE	56	-16.2651
OA16-SD3640-2211-11102022	570-117076-62	2,4'-DDE	14	
OA16-SD3640-2211FD-11102022	570-117076-77	2,4'-DDE	1.5	-40.3226
OA22-SD0002-2211-11102022	570-117076-134	2,4'-DDE	120	
OA22-SD0002-2211FD-11102022	570-117076-147	2,4'-DDE	110	-2.17391
OA22-SD0204-2211-11102022	570-117076-135	2,4'-DDE	220	
OA22-SD0204-2211FD-11102022	570-117076-148	2,4'-DDE	95	-19.8413
OA22-SD0406-2211-11102022	570-117076-136	2,4'-DDE	170	
OA22-SD0406-2211FD-11102022	570-117076-149	2,4'-DDE	150	-3.125
OA22-SD0608-2211-11102022	570-117076-137	2,4'-DDE	160	
OA22-SD0608-2211FD-11102022	570-117076-150	2,4'-DDE	140	-3.33333
OA22-SD0812-2211-11102022	570-117076-138	2,4'-DDE	200	
OA22-SD0812-2211FD-11102022	570-117076-151	2,4'-DDE	210	1.219512
OA22-SD1216-2211-11102022	570-117076-139	2,4'-DDE	510	
OA22-SD1216-2211FD-11102022	570-117076-152	2,4'-DDE	250	-17.1053
OA22-SD1620-2211-11102022	570-117076-140	2,4'-DDE	1600	
OA22-SD1620-2211FD-11102022	570-117076-153	2,4'-DDE	280	-35.1064
OA22-SD2024-2211-11102022	570-117076-141	2,4'-DDE	120	
OA22-SD2024-2211FD-11102022	570-117076-154	2,4'-DDE	200	12.5
OA22-SD2428-2211-11102022	570-117076-142	2,4'-DDE	63	
OA22-SD2428-2211FD-11102022	570-117076-155	2,4'-DDE	73	3.676471
OA22-SD2832-2211-11102022	570-117076-143	2,4'-DDE	85	
OA22-SD2832-2211FD-11102022	570-117076-156	2,4'-DDE	99	3.804348
OA22-SD3236-2211-11102022	570-117076-144	2,4'-DDE	37	
OA22-SD3236-2211FD-11102022	570-117076-157	2,4'-DDE	160	31.21827

#sys_sample_code	lab_sample_id	chemical	result_	RPD
OA16-SD0002-2211-11102022	570-117076-51	2,4'-DDT	4.3	
OA16-SD0002-2211FD-11102022	570-117076-66	2,4'-DDT	<DL	200
OA22-SD0812-2211-11102022	570-117076-138	2,4'-DDT	4.1	
OA22-SD0812-2211FD-11102022	570-117076-151	2,4'-DDT	<DL	200
OA22-SD1620-2211-11102022	570-117076-140	2,4'-DDT	7.9	
OA22-SD1620-2211FD-11102022	570-117076-153	2,4'-DDT	<DL	200
OA16-SD0002-2211-11102022	570-117076-51	4,4'-DDD	140	
OA16-SD0002-2211FD-11102022	570-117076-66	4,4'-DDD	85	-12.2222
OA16-SD0204-2211-11102022	570-117076-52	4,4'-DDD	91	
OA16-SD0204-2211FD-11102022	570-117076-67	4,4'-DDD	170	15.1341
OA16-SD0406-2211-11102022	570-117076-53	4,4'-DDD	250	
OA16-SD0406-2211FD-11102022	570-117076-68	4,4'-DDD	190	-6.81818
OA16-SD0608-2211-11102022	570-117076-54	4,4'-DDD	540	
OA16-SD0608-2211FD-11102022	570-117076-69	4,4'-DDD	260	-17.5
OA16-SD0812-2211-11102022	570-117076-55	4,4'-DDD	570	
OA16-SD0812-2211FD-11102022	570-117076-70	4,4'-DDD	200	-24.026
OA16-SD1216-2211-11102022	570-117076-56	4,4'-DDD	1000	
OA16-SD1216-2211FD-11102022	570-117076-71	4,4'-DDD	410	-20.922
OA16-SD1620-2211-11102022	570-117076-57	4,4'-DDD	430	
OA16-SD1620-2211FD-11102022	570-117076-72	4,4'-DDD	32	-43.0736
OA16-SD2024-2211-11102022	570-117076-58	4,4'-DDD	130	
OA16-SD2024-2211FD-11102022	570-117076-73	4,4'-DDD	37	-27.8443
OA16-SD2428-2211-11102022	570-117076-59	4,4'-DDD	73	
OA16-SD2428-2211FD-11102022	570-117076-74	4,4'-DDD	8.1	-40.0123
OA16-SD2832-2211-11102022	570-117076-60	4,4'-DDD	38	
OA16-SD2832-2211FD-11102022	570-117076-75	4,4'-DDD	4.2	-40.0474
OA16-SD3236-2211-11102022	570-117076-61	4,4'-DDD	85	
OA16-SD3236-2211FD-11102022	570-117076-76	4,4'-DDD	14	-35.8586
OA16-SD3640-2211-11102022	570-117076-62	4,4'-DDD	8.2	
OA16-SD3640-2211FD-11102022	570-117076-77	4,4'-DDD	0.25	-47.0414
OA22-SD0002-2211-11102022	570-117076-134	4,4'-DDD	38	
OA22-SD0002-2211FD-11102022	570-117076-147	4,4'-DDD	35	-2.05479
OA22-SD0204-2211-11102022	570-117076-135	4,4'-DDD	64	
OA22-SD0204-2211FD-11102022	570-117076-148	4,4'-DDD	31	-17.3684
OA22-SD0406-2211-11102022	570-117076-136	4,4'-DDD	63	
OA22-SD0406-2211FD-11102022	570-117076-149	4,4'-DDD	56	-2.94118
OA22-SD0608-2211-11102022	570-117076-137	4,4'-DDD	49	
OA22-SD0608-2211FD-11102022	570-117076-150	4,4'-DDD	41	-4.44444
OA22-SD0812-2211-11102022	570-117076-138	4,4'-DDD	59	
OA22-SD0812-2211FD-11102022	570-117076-151	4,4'-DDD	67	3.174603
OA22-SD1216-2211-11102022	570-117076-139	4,4'-DDD	97	
OA22-SD1216-2211FD-11102022	570-117076-152	4,4'-DDD	60	-11.7834
OA22-SD1620-2211-11102022	570-117076-140	4,4'-DDD	180	
OA22-SD1620-2211FD-11102022	570-117076-153	4,4'-DDD	82	-18.7023
OA22-SD2024-2211-11102022	570-117076-141	4,4'-DDD	47	

#sys_sample_code	lab_sample_id	chemical	result_	RPD
OA22-SD2024-2211FD-11102022	570-117076-154	4,4'-DDD	71	10.16949
OA22-SD2428-2211-11102022	570-117076-142	4,4'-DDD	22	
OA22-SD2428-2211FD-11102022	570-117076-155	4,4'-DDD	30	7.692308
OA22-SD2832-2211-11102022	570-117076-143	4,4'-DDD	55	
OA22-SD2832-2211FD-11102022	570-117076-156	4,4'-DDD	38	-9.13978
OA22-SD3236-2211-11102022	570-117076-144	4,4'-DDD	15	
OA22-SD3236-2211FD-11102022	570-117076-157	4,4'-DDD	41	23.21429
OA16-SD0002-2211-11102022	570-117076-51	4,4'-DDE	1800	
OA16-SD0002-2211FD-11102022	570-117076-66	4,4'-DDE	1000	-14.2857
OA16-SD0204-2211-11102022	570-117076-52	4,4'-DDE	950	
OA16-SD0204-2211FD-11102022	570-117076-67	4,4'-DDE	2000	17.79661
OA16-SD0406-2211-11102022	570-117076-53	4,4'-DDE	2600	
OA16-SD0406-2211FD-11102022	570-117076-68	4,4'-DDE	2000	-6.52174
OA16-SD0608-2211-11102022	570-117076-54	4,4'-DDE	5900	
OA16-SD0608-2211FD-11102022	570-117076-69	4,4'-DDE	3800	-10.8247
OA16-SD0812-2211-11102022	570-117076-55	4,4'-DDE	9000	
OA16-SD0812-2211FD-11102022	570-117076-70	4,4'-DDE	4200	-18.1818
OA16-SD1216-2211-11102022	570-117076-56	4,4'-DDE	7100	
OA16-SD1216-2211FD-11102022	570-117076-71	4,4'-DDE	4700	-10.1695
OA16-SD1620-2211-11102022	570-117076-57	4,4'-DDE	3200	
OA16-SD1620-2211FD-11102022	570-117076-72	4,4'-DDE	360	-39.8876
OA16-SD2024-2211-11102022	570-117076-58	4,4'-DDE	1200	
OA16-SD2024-2211FD-11102022	570-117076-73	4,4'-DDE	540	-18.9655
OA16-SD2428-2211-11102022	570-117076-59	4,4'-DDE	500	
OA16-SD2428-2211FD-11102022	570-117076-74	4,4'-DDE	65	-38.4956
OA16-SD2832-2211-11102022	570-117076-60	4,4'-DDE	350	
OA16-SD2832-2211FD-11102022	570-117076-75	4,4'-DDE	52	-37.0647
OA16-SD3236-2211-11102022	570-117076-61	4,4'-DDE	560	
OA16-SD3236-2211FD-11102022	570-117076-76	4,4'-DDE	350	-11.5385
OA16-SD3640-2211-11102022	570-117076-62	4,4'-DDE	73	
OA16-SD3640-2211FD-11102022	570-117076-77	4,4'-DDE	7.0	-41.25
OA22-SD0002-2211-11102022	570-117076-134	4,4'-DDE	700	
OA22-SD0002-2211FD-11102022	570-117076-147	4,4'-DDE	590	-4.26357
OA22-SD0204-2211-11102022	570-117076-135	4,4'-DDE	1300	
OA22-SD0204-2211FD-11102022	570-117076-148	4,4'-DDE	510	-21.8232
OA22-SD0406-2211-11102022	570-117076-136	4,4'-DDE	960	
OA22-SD0406-2211FD-11102022	570-117076-149	4,4'-DDE	870	-2.45902
OA22-SD0608-2211-11102022	570-117076-137	4,4'-DDE	560	
OA22-SD0608-2211FD-11102022	570-117076-150	4,4'-DDE	910	11.90476
OA22-SD0812-2211-11102022	570-117076-138	4,4'-DDE	1200	
OA22-SD0812-2211FD-11102022	570-117076-151	4,4'-DDE	1100	-2.17391
OA22-SD1216-2211-11102022	570-117076-139	4,4'-DDE	3400	
OA22-SD1216-2211FD-11102022	570-117076-152	4,4'-DDE	1300	-22.3404
OA22-SD1620-2211-11102022	570-117076-140	4,4'-DDE	9400	
OA22-SD1620-2211FD-11102022	570-117076-153	4,4'-DDE	1300	-37.8505

#sys_sample_code	lab_sample_id	chemical	result_	RPD
OA22-SD2024-2211-11102022	570-117076-141	4,4'-DDE	500	
OA22-SD2024-2211FD-11102022	570-117076-154	4,4'-DDE	1000	16.66667
OA22-SD2428-2211-11102022	570-117076-142	4,4'-DDE	300	
OA22-SD2428-2211FD-11102022	570-117076-155	4,4'-DDE	340	3.125
OA22-SD2832-2211-11102022	570-117076-143	4,4'-DDE	320	
OA22-SD2832-2211FD-11102022	570-117076-156	4,4'-DDE	430	7.333333
OA22-SD3236-2211-11102022	570-117076-144	4,4'-DDE	190	
OA22-SD3236-2211FD-11102022	570-117076-157	4,4'-DDE	630	26.82927
OA16-SD0002-2211-11102022	570-117076-51	4,4'-DDMU	1700	
OA16-SD0002-2211FD-11102022	570-117076-66	4,4'-DDMU	1000	-12.963
OA16-SD0204-2211-11102022	570-117076-52	4,4'-DDMU	1200	
OA16-SD0204-2211FD-11102022	570-117076-67	4,4'-DDMU	1900	11.29032
OA16-SD0406-2211-11102022	570-117076-53	4,4'-DDMU	5500	
OA16-SD0406-2211FD-11102022	570-117076-68	4,4'-DDMU	3900	-8.51064
OA16-SD0608-2211-11102022	570-117076-54	4,4'-DDMU	11000	
OA16-SD0608-2211FD-11102022	570-117076-69	4,4'-DDMU	4900	-19.1824
OA16-SD0812-2211-11102022	570-117076-55	4,4'-DDMU	11000	
OA16-SD0812-2211FD-11102022	570-117076-70	4,4'-DDMU	2700	-30.292
OA16-SD1216-2211-11102022	570-117076-56	4,4'-DDMU	11000	
OA16-SD1216-2211FD-11102022	570-117076-71	4,4'-DDMU	2900	-29.1367
OA16-SD1620-2211-11102022	570-117076-57	4,4'-DDMU	2400	
OA16-SD1620-2211FD-11102022	570-117076-72	4,4'-DDMU	250	-40.566
OA16-SD2024-2211-11102022	570-117076-58	4,4'-DDMU	1300	
OA16-SD2024-2211FD-11102022	570-117076-73	4,4'-DDMU	420	-25.5814
OA16-SD2428-2211-11102022	570-117076-59	4,4'-DDMU	1200	
OA16-SD2428-2211FD-11102022	570-117076-74	4,4'-DDMU	44	-46.463
OA16-SD2832-2211-11102022	570-117076-60	4,4'-DDMU	520	
OA16-SD2832-2211FD-11102022	570-117076-75	4,4'-DDMU	17	-46.8343
OA16-SD3236-2211-11102022	570-117076-61	4,4'-DDMU	1100	
OA16-SD3236-2211FD-11102022	570-117076-76	4,4'-DDMU	180	-35.9375
OA16-SD3640-2211-11102022	570-117076-62	4,4'-DDMU	110	
OA16-SD3640-2211FD-11102022	570-117076-77	4,4'-DDMU	4.6	-45.986
OA22-SD0002-2211-11102022	570-117076-134	4,4'-DDMU	300	
OA22-SD0002-2211FD-11102022	570-117076-147	4,4'-DDMU	340	3.125
OA22-SD0204-2211-11102022	570-117076-135	4,4'-DDMU	510	
OA22-SD0204-2211FD-11102022	570-117076-148	4,4'-DDMU	320	-11.4458
OA22-SD0406-2211-11102022	570-117076-136	4,4'-DDMU	440	
OA22-SD0406-2211FD-11102022	570-117076-149	4,4'-DDMU	480	2.173913
OA22-SD0608-2211-11102022	570-117076-137	4,4'-DDMU	230	
OA22-SD0608-2211FD-11102022	570-117076-150	4,4'-DDMU	420	14.61538
OA22-SD0812-2211-11102022	570-117076-138	4,4'-DDMU	520	
OA22-SD0812-2211FD-11102022	570-117076-151	4,4'-DDMU	780	10
OA22-SD1216-2211-11102022	570-117076-139	4,4'-DDMU	3000	
OA22-SD1216-2211FD-11102022	570-117076-152	4,4'-DDMU	820	-28.534
OA22-SD1620-2211-11102022	570-117076-140	4,4'-DDMU	4100	

#sys_sample_code	lab_sample_id	chemical	result_	RPD
OA22-SD1620-2211FD-11102022	570-117076-153	4,4'-DDMU	830	-33.1643
OA22-SD2024-2211-11102022	570-117076-141	4,4'-DDMU	680	
OA22-SD2024-2211FD-11102022	570-117076-154	4,4'-DDMU	960	8.536585
OA22-SD2428-2211-11102022	570-117076-142	4,4'-DDMU	260	
OA22-SD2428-2211FD-11102022	570-117076-155	4,4'-DDMU	370	8.730159
OA22-SD2832-2211-11102022	570-117076-143	4,4'-DDMU	380	
OA22-SD2832-2211FD-11102022	570-117076-156	4,4'-DDMU	820	18.33333
OA22-SD3236-2211-11102022	570-117076-144	4,4'-DDMU	150	
OA22-SD3236-2211FD-11102022	570-117076-157	4,4'-DDMU	1200	38.88889
OA16-SD0002-2211-11102022	570-117076-51	4,4'-DDNU	<DL	
OA16-SD0002-2211FD-11102022	570-117076-66	4,4'-DDNU	48	200
OA16-SD0204-2211-11102022	570-117076-52	4,4'-DDNU	<DL	
OA16-SD0204-2211FD-11102022	570-117076-67	4,4'-DDNU	80	200
OA16-SD1216-2211-11102022	570-117076-56	4,4'-DDNU	<DL	
OA16-SD1216-2211FD-11102022	570-117076-71	4,4'-DDNU	66	200
OA16-SD1620-2211-11102022	570-117076-57	4,4'-DDNU	<DL	
OA16-SD1620-2211FD-11102022	570-117076-72	4,4'-DDNU	34	200
OA16-SD2024-2211-11102022	570-117076-58	4,4'-DDNU	<DL	
OA16-SD2024-2211FD-11102022	570-117076-73	4,4'-DDNU	57	200
OA16-SD2832-2211-11102022	570-117076-60	4,4'-DDNU	14	
OA16-SD2832-2211FD-11102022	570-117076-75	4,4'-DDNU	18	6.25
OA16-SD3236-2211-11102022	570-117076-61	4,4'-DDNU	44	
OA16-SD3236-2211FD-11102022	570-117076-76	4,4'-DDNU	<DL	200
OA16-SD3640-2211-11102022	570-117076-62	4,4'-DDNU	6.3	
OA16-SD3640-2211FD-11102022	570-117076-77	4,4'-DDNU	0.91	-37.3786
OA22-SD0204-2211-11102022	570-117076-135	4,4'-DDNU	37	
OA22-SD0204-2211FD-11102022	570-117076-148	4,4'-DDNU	<DL	200
OA22-SD0406-2211-11102022	570-117076-136	4,4'-DDNU	<DL	
OA22-SD0406-2211FD-11102022	570-117076-149	4,4'-DDNU	<DL	200
OA22-SD0608-2211-11102022	570-117076-137	4,4'-DDNU	28	
OA22-SD0608-2211FD-11102022	570-117076-150	4,4'-DDNU	<DL	200
OA22-SD0812-2211-11102022	570-117076-138	4,4'-DDNU	21	
OA22-SD0812-2211FD-11102022	570-117076-151	4,4'-DDNU	<DL	200
OA22-SD1216-2211-11102022	570-117076-139	4,4'-DDNU	140	
OA22-SD1216-2211FD-11102022	570-117076-152	4,4'-DDNU	17	-39.172
OA22-SD1620-2211-11102022	570-117076-140	4,4'-DDNU	52	
OA22-SD1620-2211FD-11102022	570-117076-153	4,4'-DDNU	<DL	200
OA22-SD2024-2211-11102022	570-117076-141	4,4'-DDNU	13	
OA22-SD2024-2211FD-11102022	570-117076-154	4,4'-DDNU	<DL	200
OA22-SD2428-2211-11102022	570-117076-142	4,4'-DDNU	5.7	
OA22-SD2428-2211FD-11102022	570-117076-155	4,4'-DDNU	<DL	200
OA22-SD3236-2211-11102022	570-117076-144	4,4'-DDNU	2.7	
OA22-SD3236-2211FD-11102022	570-117076-157	4,4'-DDNU	<DL	200
OA16-SD0002-2211-11102022	570-117076-51	4,4'-DDT	530	
OA16-SD0002-2211FD-11102022	570-117076-66	4,4'-DDT	66	-38.9262

#sys_sample_code	lab_sample_id	chemical	result_	RPD
OA16-SD0204-2211-11102022	570-117076-52	4,4'-DDT	<DL	
OA16-SD0204-2211FD-11102022	570-117076-67	4,4'-DDT	270	200
OA16-SD0406-2211-11102022	570-117076-53	4,4'-DDT	370	
OA16-SD0406-2211FD-11102022	570-117076-68	4,4'-DDT	<DL	200
OA16-SD0608-2211-11102022	570-117076-54	4,4'-DDT	390	
OA16-SD0608-2211FD-11102022	570-117076-69	4,4'-DDT	150	-22.2222
OA16-SD0812-2211-11102022	570-117076-55	4,4'-DDT	290	
OA16-SD0812-2211FD-11102022	570-117076-70	4,4'-DDT	<DL	200
OA16-SD1216-2211-11102022	570-117076-56	4,4'-DDT	920	
OA16-SD1216-2211FD-11102022	570-117076-71	4,4'-DDT	170	-34.4037
OA16-SD1620-2211-11102022	570-117076-57	4,4'-DDT	310	
OA16-SD1620-2211FD-11102022	570-117076-72	4,4'-DDT	<DL	200
OA16-SD2024-2211-11102022	570-117076-58	4,4'-DDT	85	
OA16-SD2024-2211FD-11102022	570-117076-73	4,4'-DDT	15	-35
OA16-SD2428-2211-11102022	570-117076-59	4,4'-DDT	53	
OA16-SD2428-2211FD-11102022	570-117076-74	4,4'-DDT	<DL	200
OA16-SD3236-2211-11102022	570-117076-61	4,4'-DDT	190	
OA16-SD3236-2211FD-11102022	570-117076-76	4,4'-DDT	<DL	200
OA22-SD0406-2211-11102022	570-117076-136	4,4'-DDT	120	
OA22-SD0406-2211FD-11102022	570-117076-149	4,4'-DDT	29	-30.5369
OA22-SD0608-2211-11102022	570-117076-137	4,4'-DDT	39	
OA22-SD0608-2211FD-11102022	570-117076-150	4,4'-DDT	<DL	200
OA22-SD0812-2211-11102022	570-117076-138	4,4'-DDT	110	
OA22-SD0812-2211FD-11102022	570-117076-151	4,4'-DDT	<DL	200
OA22-SD1216-2211-11102022	570-117076-139	4,4'-DDT	20	
OA22-SD1216-2211FD-11102022	570-117076-152	4,4'-DDT	<DL	200
OA22-SD1620-2211-11102022	570-117076-140	4,4'-DDT	79	
OA22-SD1620-2211FD-11102022	570-117076-153	4,4'-DDT	37	-18.1034
OA22-SD2024-2211-11102022	570-117076-141	4,4'-DDT	51	
OA22-SD2024-2211FD-11102022	570-117076-154	4,4'-DDT	<DL	200
OA22-SD2428-2211-11102022	570-117076-142	4,4'-DDT	7.3	
OA22-SD2428-2211FD-11102022	570-117076-155	4,4'-DDT	<DL	200
OA22-SD2832-2211-11102022	570-117076-143	4,4'-DDT	<DL	
OA22-SD2832-2211FD-11102022	570-117076-156	4,4'-DDT	<DL	200
OA22-SD3236-2211-11102022	570-117076-144	4,4'-DDT	38	
OA22-SD3236-2211FD-11102022	570-117076-157	4,4'-DDT	<DL	200
OA16-SD0002-2211-11102022	570-117076-51	PCB 209	1.8	
OA16-SD0002-2211FD-11102022	570-117076-66	PCB 209	3.0	12.5
OA16-SD0204-2211-11102022	570-117076-52	PCB 209	3.4	
OA16-SD0204-2211FD-11102022	570-117076-67	PCB 209	17	33.33333
OA16-SD0406-2211-11102022	570-117076-53	PCB 209	3.1	
OA16-SD0406-2211FD-11102022	570-117076-68	PCB 209	3.8	5.072464
OA16-SD0608-2211-11102022	570-117076-54	PCB 209	3.0	
OA16-SD0608-2211FD-11102022	570-117076-69	PCB 209	6.0	16.66667
OA16-SD0812-2211-11102022	570-117076-55	PCB 209	11	

#sys_sample_code	lab_sample_id	chemical	result_	RPD
OA16-SD0812-2211FD-11102022	570-117076-70	PCB 209	3.0	-28.5714
OA16-SD1216-2211-11102022	570-117076-56	PCB 209	10	
OA16-SD1216-2211FD-11102022	570-117076-71	PCB 209	3.6	-23.5294
OA16-SD1620-2211-11102022	570-117076-57	PCB 209	7.5	
OA16-SD1620-2211FD-11102022	570-117076-72	PCB 209	<DL	200
OA16-SD2024-2211-11102022	570-117076-58	PCB 209	2.6	
OA16-SD2024-2211FD-11102022	570-117076-73	PCB 209	<DL	200
OA22-SD0002-2211-11102022	570-117076-134	PCB 209	<DL	
OA22-SD0002-2211FD-11102022	570-117076-147	PCB 209	3.6	200
OA22-SD0204-2211-11102022	570-117076-135	PCB 209	<DL	
OA22-SD0204-2211FD-11102022	570-117076-148	PCB 209	1.2	200
OA22-SD0406-2211-11102022	570-117076-136	PCB 209	<DL	
OA22-SD0406-2211FD-11102022	570-117076-149	PCB 209	3.5	200
OA22-SD0812-2211-11102022	570-117076-138	PCB 209	<DL	
OA22-SD0812-2211FD-11102022	570-117076-151	PCB 209	4.8	200
OA22-SD1216-2211-11102022	570-117076-139	PCB 209	4.7	
OA22-SD1216-2211FD-11102022	570-117076-152	PCB 209	3.6	-6.62651
OA22-SD1620-2211-11102022	570-117076-140	PCB 209	3.3	
OA22-SD1620-2211FD-11102022	570-117076-153	PCB 209	7.9	20.53571
OA22-SD2024-2211-11102022	570-117076-141	PCB 209	<DL	
OA22-SD2024-2211FD-11102022	570-117076-154	PCB 209	4.5	200
OA22-SD2428-2211-11102022	570-117076-142	PCB 209	2.0	
OA22-SD2428-2211FD-11102022	570-117076-155	PCB 209	1.3	-10.6061
OA22-SD2832-2211-11102022	570-117076-143	PCB 209	2.5	
OA22-SD2832-2211FD-11102022	570-117076-156	PCB 209	3.1	5.357143
OA22-SD3236-2211-11102022	570-117076-144	PCB 209	<DL	
OA22-SD3236-2211FD-11102022	570-117076-157	PCB 209	2.4	200
OA16-SD0002-2211-11102022	570-117076-51	PCB-101	22	
OA16-SD0002-2211FD-11102022	570-117076-66	PCB-101	24	2.173913
OA16-SD0204-2211-11102022	570-117076-52	PCB-101	27	
OA16-SD0204-2211FD-11102022	570-117076-67	PCB-101	36	7.142857
OA16-SD0406-2211-11102022	570-117076-53	PCB-101	20	
OA16-SD0406-2211FD-11102022	570-117076-68	PCB-101	26	6.521739
OA16-SD0608-2211-11102022	570-117076-54	PCB-101	44	
OA16-SD0608-2211FD-11102022	570-117076-69	PCB-101	51	3.684211
OA16-SD0812-2211-11102022	570-117076-55	PCB-101	90	
OA16-SD0812-2211FD-11102022	570-117076-70	PCB-101	34	-22.5806
OA16-SD1216-2211-11102022	570-117076-56	PCB-101	73	
OA16-SD1216-2211FD-11102022	570-117076-71	PCB-101	30	-20.8738
OA16-SD1620-2211-11102022	570-117076-57	PCB-101	30	
OA16-SD1620-2211FD-11102022	570-117076-72	PCB-101	5.9	-33.5655
OA16-SD2024-2211-11102022	570-117076-58	PCB-101	11	
OA16-SD2024-2211FD-11102022	570-117076-73	PCB-101	9.0	-5
OA16-SD2428-2211-11102022	570-117076-59	PCB-101	6.5	
OA16-SD2428-2211FD-11102022	570-117076-74	PCB-101	3.7	-13.7255

#sys_sample_code	lab_sample_id	chemical	result_	RPD
OA16-SD2832-2211-11102022	570-117076-60	PCB-101	6.6	
OA16-SD2832-2211FD-11102022	570-117076-75	PCB-101	<DL	200
OA16-SD3236-2211-11102022	570-117076-61	PCB-101	10	
OA16-SD3236-2211FD-11102022	570-117076-76	PCB-101	6.0	-12.5
OA16-SD3640-2211-11102022	570-117076-62	PCB-101	3.1	
OA16-SD3640-2211FD-11102022	570-117076-77	PCB-101	<DL	200
OA22-SD0002-2211-11102022	570-117076-134	PCB-101	9.6	
OA22-SD0002-2211FD-11102022	570-117076-147	PCB-101	7.2	-7.14286
OA22-SD0204-2211-11102022	570-117076-135	PCB-101	21	
OA22-SD0204-2211FD-11102022	570-117076-148	PCB-101	7.0	-25
OA22-SD0406-2211-11102022	570-117076-136	PCB-101	13	
OA22-SD0406-2211FD-11102022	570-117076-149	PCB-101	9.8	-7.01754
OA22-SD0608-2211-11102022	570-117076-137	PCB-101	12	
OA22-SD0608-2211FD-11102022	570-117076-150	PCB-101	9.3	-6.33803
OA22-SD0812-2211-11102022	570-117076-138	PCB-101	19	
OA22-SD0812-2211FD-11102022	570-117076-151	PCB-101	15	-5.88235
OA22-SD1216-2211-11102022	570-117076-139	PCB-101	56	
OA22-SD1216-2211FD-11102022	570-117076-152	PCB-101	18	-25.6757
OA22-SD1620-2211-11102022	570-117076-140	PCB-101	88	
OA22-SD1620-2211FD-11102022	570-117076-153	PCB-101	19	-32.243
OA22-SD2024-2211-11102022	570-117076-141	PCB-101	12	
OA22-SD2024-2211FD-11102022	570-117076-154	PCB-101	18	10
OA22-SD2428-2211-11102022	570-117076-142	PCB-101	5.3	
OA22-SD2428-2211FD-11102022	570-117076-155	PCB-101	6.5	5.084746
OA22-SD2832-2211-11102022	570-117076-143	PCB-101	8.7	
OA22-SD2832-2211FD-11102022	570-117076-156	PCB-101	9.3	1.666667
OA22-SD3236-2211-11102022	570-117076-144	PCB-101	2.8	
OA22-SD3236-2211FD-11102022	570-117076-157	PCB-101	15	34.26966
OA16-SD0002-2211-11102022	570-117076-51	PCB-105	10	
OA16-SD0002-2211FD-11102022	570-117076-66	PCB-105	9.6	-1.02041
OA16-SD0204-2211-11102022	570-117076-52	PCB-105	14	
OA16-SD0204-2211FD-11102022	570-117076-67	PCB-105	14	0
OA16-SD0406-2211-11102022	570-117076-53	PCB-105	11	
OA16-SD0406-2211FD-11102022	570-117076-68	PCB-105	12	2.173913
OA16-SD0608-2211-11102022	570-117076-54	PCB-105	24	
OA16-SD0608-2211FD-11102022	570-117076-69	PCB-105	21	-3.33333
OA16-SD0812-2211-11102022	570-117076-55	PCB-105	46	
OA16-SD0812-2211FD-11102022	570-117076-70	PCB-105	16	-24.1935
OA16-SD1216-2211-11102022	570-117076-56	PCB-105	34	
OA16-SD1216-2211FD-11102022	570-117076-71	PCB-105	12	-23.913
OA16-SD1620-2211-11102022	570-117076-57	PCB-105	15	
OA16-SD1620-2211FD-11102022	570-117076-72	PCB-105	1.5	-40.9091
OA16-SD2024-2211-11102022	570-117076-58	PCB-105	7.1	
OA16-SD2024-2211FD-11102022	570-117076-73	PCB-105	1.8	-29.7753
OA16-SD2428-2211-11102022	570-117076-59	PCB-105	5.1	

#sys_sample_code	lab_sample_id	chemical	result_	RPD
OA16-SD2428-2211FD-11102022	570-117076-74	PCB-105	1.8	-23.913
OA16-SD2832-2211-11102022	570-117076-60	PCB-105	5.8	
OA16-SD2832-2211FD-11102022	570-117076-75	PCB-105	<DL	200
OA16-SD3236-2211-11102022	570-117076-61	PCB-105	4.0	
OA16-SD3236-2211FD-11102022	570-117076-76	PCB-105	2.4	-12.5
OA16-SD3640-2211-11102022	570-117076-62	PCB-105	0.61	
OA16-SD3640-2211FD-11102022	570-117076-77	PCB-105	<DL	200
OA22-SD0002-2211-11102022	570-117076-134	PCB-105	13	
OA22-SD0002-2211FD-11102022	570-117076-147	PCB-105	3.2	-30.2469
OA22-SD0204-2211-11102022	570-117076-135	PCB-105	11	
OA22-SD0204-2211FD-11102022	570-117076-148	PCB-105	3.8	-24.3243
OA22-SD0406-2211-11102022	570-117076-136	PCB-105	17	
OA22-SD0406-2211FD-11102022	570-117076-149	PCB-105	4.1	-30.5687
OA22-SD0608-2211-11102022	570-117076-137	PCB-105	7.0	
OA22-SD0608-2211FD-11102022	570-117076-150	PCB-105	4.1	-13.0631
OA22-SD0812-2211-11102022	570-117076-138	PCB-105	12	
OA22-SD0812-2211FD-11102022	570-117076-151	PCB-105	5.7	-17.7966
OA22-SD1216-2211-11102022	570-117076-139	PCB-105	28	
OA22-SD1216-2211FD-11102022	570-117076-152	PCB-105	9.1	-25.4717
OA22-SD1620-2211-11102022	570-117076-140	PCB-105	44	
OA22-SD1620-2211FD-11102022	570-117076-153	PCB-105	9.5	-32.243
OA22-SD2024-2211-11102022	570-117076-141	PCB-105	8.6	
OA22-SD2024-2211FD-11102022	570-117076-154	PCB-105	8.9	0.857143
OA22-SD2428-2211-11102022	570-117076-142	PCB-105	2.2	
OA22-SD2428-2211FD-11102022	570-117076-155	PCB-105	2.9	6.862745
OA22-SD2832-2211-11102022	570-117076-143	PCB-105	3.6	
OA22-SD2832-2211FD-11102022	570-117076-156	PCB-105	4.3	4.43038
OA22-SD3236-2211-11102022	570-117076-144	PCB-105	1.3	
OA22-SD3236-2211FD-11102022	570-117076-157	PCB-105	7.7	35.55556
OA16-SD0002-2211-11102022	570-117076-51	PCB-110	19	
OA16-SD0002-2211FD-11102022	570-117076-66	PCB-110	20	1.282051
OA16-SD0204-2211-11102022	570-117076-52	PCB-110	26	
OA16-SD0204-2211FD-11102022	570-117076-67	PCB-110	30	3.571429
OA16-SD0406-2211-11102022	570-117076-53	PCB-110	27	
OA16-SD0406-2211FD-11102022	570-117076-68	PCB-110	29	1.785714
OA16-SD0608-2211-11102022	570-117076-54	PCB-110	51	
OA16-SD0608-2211FD-11102022	570-117076-69	PCB-110	53	0.961538
OA16-SD0812-2211-11102022	570-117076-55	PCB-110	110	
OA16-SD0812-2211FD-11102022	570-117076-70	PCB-110	44	-21.4286
OA16-SD1216-2211-11102022	570-117076-56	PCB-110	61	
OA16-SD1216-2211FD-11102022	570-117076-71	PCB-110	37	-12.2449
OA16-SD1620-2211-11102022	570-117076-57	PCB-110	38	
OA16-SD1620-2211FD-11102022	570-117076-72	PCB-110	4.5	-39.4118
OA16-SD2024-2211-11102022	570-117076-58	PCB-110	16	
OA16-SD2024-2211FD-11102022	570-117076-73	PCB-110	6.2	-22.0721

#sys_sample_code	lab_sample_id	chemical	result_	RPD
OA16-SD2428-2211-11102022	570-117076-59	PCB-110	6.0	
OA16-SD2428-2211FD-11102022	570-117076-74	PCB-110	3.0	-16.6667
OA16-SD2832-2211-11102022	570-117076-60	PCB-110	5.1	
OA16-SD2832-2211FD-11102022	570-117076-75	PCB-110	2.6	-16.2338
OA16-SD3236-2211-11102022	570-117076-61	PCB-110	9.3	
OA16-SD3236-2211FD-11102022	570-117076-76	PCB-110	4.8	-15.9574
OA16-SD3640-2211-11102022	570-117076-62	PCB-110	3.0	
OA16-SD3640-2211FD-11102022	570-117076-77	PCB-110	<DL	200
OA22-SD0002-2211-11102022	570-117076-134	PCB-110	11	
OA22-SD0002-2211FD-11102022	570-117076-147	PCB-110	10	-2.38095
OA22-SD0204-2211-11102022	570-117076-135	PCB-110	23	
OA22-SD0204-2211FD-11102022	570-117076-148	PCB-110	10	-19.697
OA22-SD0406-2211-11102022	570-117076-136	PCB-110	14	
OA22-SD0406-2211FD-11102022	570-117076-149	PCB-110	14	0
OA22-SD0608-2211-11102022	570-117076-137	PCB-110	15	
OA22-SD0608-2211FD-11102022	570-117076-150	PCB-110	12	-5.55556
OA22-SD0812-2211-11102022	570-117076-138	PCB-110	24	
OA22-SD0812-2211FD-11102022	570-117076-151	PCB-110	23	-1.06383
OA22-SD1216-2211-11102022	570-117076-139	PCB-110	72	
OA22-SD1216-2211FD-11102022	570-117076-152	PCB-110	29	-21.2871
OA22-SD1620-2211-11102022	570-117076-140	PCB-110	130	
OA22-SD1620-2211FD-11102022	570-117076-153	PCB-110	20	-36.6667
OA22-SD2024-2211-11102022	570-117076-141	PCB-110	13	
OA22-SD2024-2211FD-11102022	570-117076-154	PCB-110	19	9.375
OA22-SD2428-2211-11102022	570-117076-142	PCB-110	5.9	
OA22-SD2428-2211FD-11102022	570-117076-155	PCB-110	8.2	8.156028
OA22-SD2832-2211-11102022	570-117076-143	PCB-110	11	
OA22-SD2832-2211FD-11102022	570-117076-156	PCB-110	13	4.166667
OA22-SD3236-2211-11102022	570-117076-144	PCB-110	2.6	
OA22-SD3236-2211FD-11102022	570-117076-157	PCB-110	21	38.98305
OA16-SD0002-2211-11102022	570-117076-51	PCB-118	20	
OA16-SD0002-2211FD-11102022	570-117076-66	PCB-118	19	-1.28205
OA16-SD0204-2211-11102022	570-117076-52	PCB-118	27	
OA16-SD0204-2211FD-11102022	570-117076-67	PCB-118	32	4.237288
OA16-SD0406-2211-11102022	570-117076-53	PCB-118	24	
OA16-SD0406-2211FD-11102022	570-117076-68	PCB-118	29	4.716981
OA16-SD0608-2211-11102022	570-117076-54	PCB-118	54	
OA16-SD0608-2211FD-11102022	570-117076-69	PCB-118	51	-1.42857
OA16-SD0812-2211-11102022	570-117076-55	PCB-118	92	
OA16-SD0812-2211FD-11102022	570-117076-70	PCB-118	34	-23.0159
OA16-SD1216-2211-11102022	570-117076-56	PCB-118	56	
OA16-SD1216-2211FD-11102022	570-117076-71	PCB-118	28	-16.6667
OA16-SD1620-2211-11102022	570-117076-57	PCB-118	29	
OA16-SD1620-2211FD-11102022	570-117076-72	PCB-118	2.9	-40.9091
OA16-SD2024-2211-11102022	570-117076-58	PCB-118	13	

#sys_sample_code	lab_sample_id	chemical	result_	RPD
OA16-SD2024-2211FD-11102022	570-117076-73	PCB-118	5.4	-20.6522
OA16-SD2428-2211-11102022	570-117076-59	PCB-118	5.7	
OA16-SD2428-2211FD-11102022	570-117076-74	PCB-118	3.4	-12.6374
OA16-SD2832-2211-11102022	570-117076-60	PCB-118	5.4	
OA16-SD2832-2211FD-11102022	570-117076-75	PCB-118	<DL	200
OA16-SD3236-2211-11102022	570-117076-61	PCB-118	7.9	
OA16-SD3236-2211FD-11102022	570-117076-76	PCB-118	4.2	-15.2893
OA16-SD3640-2211-11102022	570-117076-62	PCB-118	1.5	
OA16-SD3640-2211FD-11102022	570-117076-77	PCB-118	<DL	200
OA22-SD0002-2211-11102022	570-117076-134	PCB-118	9.4	
OA22-SD0002-2211FD-11102022	570-117076-147	PCB-118	5.9	-11.4379
OA22-SD0204-2211-11102022	570-117076-135	PCB-118	16	
OA22-SD0204-2211FD-11102022	570-117076-148	PCB-118	6.9	-19.869
OA22-SD0406-2211-11102022	570-117076-136	PCB-118	10	
OA22-SD0406-2211FD-11102022	570-117076-149	PCB-118	8.5	-4.05405
OA22-SD0608-2211-11102022	570-117076-137	PCB-118	11	
OA22-SD0608-2211FD-11102022	570-117076-150	PCB-118	7.9	-8.20106
OA22-SD0812-2211-11102022	570-117076-138	PCB-118	16	
OA22-SD0812-2211FD-11102022	570-117076-151	PCB-118	14	-3.33333
OA22-SD1216-2211-11102022	570-117076-139	PCB-118	49	
OA22-SD1216-2211FD-11102022	570-117076-152	PCB-118	17	-24.2424
OA22-SD1620-2211-11102022	570-117076-140	PCB-118	75	
OA22-SD1620-2211FD-11102022	570-117076-153	PCB-118	17	-31.5217
OA22-SD2024-2211-11102022	570-117076-141	PCB-118	9.0	
OA22-SD2024-2211FD-11102022	570-117076-154	PCB-118	18	16.66667
OA22-SD2428-2211-11102022	570-117076-142	PCB-118	4.5	
OA22-SD2428-2211FD-11102022	570-117076-155	PCB-118	5.9	6.730769
OA22-SD2832-2211-11102022	570-117076-143	PCB-118	6.7	
OA22-SD2832-2211FD-11102022	570-117076-156	PCB-118	7.8	3.793103
OA22-SD3236-2211-11102022	570-117076-144	PCB-118	2.2	
OA22-SD3236-2211FD-11102022	570-117076-157	PCB-118	14	36.41975
OA16-SD2428-2211-11102022	570-117076-59	PCB-119	0.55	
OA16-SD2428-2211FD-11102022	570-117076-74	PCB-119	<DL	200
OA16-SD0608-2211-11102022	570-117076-54	PCB-123	<DL	
OA16-SD0608-2211FD-11102022	570-117076-69	PCB-123	3.3	200
OA16-SD1216-2211-11102022	570-117076-56	PCB-123	4.5	
OA16-SD1216-2211FD-11102022	570-117076-71	PCB-123	<DL	200
OA16-SD0002-2211-11102022	570-117076-51	PCB-128	4.7	
OA16-SD0002-2211FD-11102022	570-117076-66	PCB-128	2.8	-12.6667
OA16-SD0204-2211-11102022	570-117076-52	PCB-128	5.0	
OA16-SD0204-2211FD-11102022	570-117076-67	PCB-128	6.3	5.752212
OA16-SD0406-2211-11102022	570-117076-53	PCB-128	5.8	
OA16-SD0406-2211FD-11102022	570-117076-68	PCB-128	4.6	-5.76923
OA16-SD0608-2211-11102022	570-117076-54	PCB-128	9.3	
OA16-SD0608-2211FD-11102022	570-117076-69	PCB-128	7.6	-5.02959

#sys_sample_code	lab_sample_id	chemical	result_	RPD
OA16-SD0812-2211-11102022	570-117076-55	PCB-128	42	
OA16-SD0812-2211FD-11102022	570-117076-70	PCB-128	4.1	-41.1063
OA16-SD1216-2211-11102022	570-117076-56	PCB-128	15	
OA16-SD1216-2211FD-11102022	570-117076-71	PCB-128	4.1	-28.534
OA16-SD1620-2211-11102022	570-117076-57	PCB-128	6.6	
OA16-SD1620-2211FD-11102022	570-117076-72	PCB-128	<DL	200
OA16-SD2024-2211-11102022	570-117076-58	PCB-128	2.6	
OA16-SD2024-2211FD-11102022	570-117076-73	PCB-128	0.77	-27.1513
OA16-SD2428-2211-11102022	570-117076-59	PCB-128	1.2	
OA16-SD2428-2211FD-11102022	570-117076-74	PCB-128	<DL	200
OA16-SD2832-2211-11102022	570-117076-60	PCB-128	<DL	
OA16-SD2832-2211FD-11102022	570-117076-75	PCB-128	<DL	200
OA16-SD3236-2211-11102022	570-117076-61	PCB-128	1.8	
OA16-SD3236-2211FD-11102022	570-117076-76	PCB-128	<DL	200
OA16-SD3640-2211-11102022	570-117076-62	PCB-128	<DL	
OA16-SD3640-2211FD-11102022	570-117076-77	PCB-128	<DL	200
OA22-SD0002-2211-11102022	570-117076-134	PCB-128	<DL	
OA22-SD0002-2211FD-11102022	570-117076-147	PCB-128	1.5	200
OA22-SD0204-2211-11102022	570-117076-135	PCB-128	4.5	
OA22-SD0204-2211FD-11102022	570-117076-148	PCB-128	2.1	-18.1818
OA22-SD0406-2211-11102022	570-117076-136	PCB-128	<DL	
OA22-SD0406-2211FD-11102022	570-117076-149	PCB-128	<DL	200
OA22-SD0608-2211-11102022	570-117076-137	PCB-128	<DL	
OA22-SD0608-2211FD-11102022	570-117076-150	PCB-128	1.5	200
OA22-SD0812-2211-11102022	570-117076-138	PCB-128	<DL	
OA22-SD0812-2211FD-11102022	570-117076-151	PCB-128	2.8	200
OA22-SD1216-2211-11102022	570-117076-139	PCB-128	13	
OA22-SD1216-2211FD-11102022	570-117076-152	PCB-128	5.4	-20.6522
OA22-SD1620-2211-11102022	570-117076-140	PCB-128	15	
OA22-SD1620-2211FD-11102022	570-117076-153	PCB-128	3.1	-32.8729
OA22-SD2024-2211-11102022	570-117076-141	PCB-128	<DL	
OA22-SD2024-2211FD-11102022	570-117076-154	PCB-128	5.4	200
OA22-SD2428-2211-11102022	570-117076-142	PCB-128	1.1	
OA22-SD2428-2211FD-11102022	570-117076-155	PCB-128	<DL	200
OA22-SD2832-2211-11102022	570-117076-143	PCB-128	1.6	
OA22-SD2832-2211FD-11102022	570-117076-156	PCB-128	1.9	4.285714
OA22-SD3236-2211-11102022	570-117076-144	PCB-128	<DL	
OA22-SD3236-2211FD-11102022	570-117076-157	PCB-128	2.9	200
OA16-SD0002-2211-11102022	570-117076-51	PCB-132/153	24	
OA16-SD0002-2211FD-11102022	570-117076-66	PCB-132/153	18	-7.14286
OA16-SD0204-2211-11102022	570-117076-52	PCB-132/153	29	
OA16-SD0204-2211FD-11102022	570-117076-67	PCB-132/153	58	16.66667
OA16-SD0406-2211-11102022	570-117076-53	PCB-132/153	22	
OA16-SD0406-2211FD-11102022	570-117076-68	PCB-132/153	22	0
OA16-SD0608-2211-11102022	570-117076-54	PCB-132/153	64	

#sys_sample_code	lab_sample_id	chemical	result_	RPD
OA16-SD0608-2211FD-11102022	570-117076-69	PCB-132/153	41	-10.9524
OA16-SD0812-2211-11102022	570-117076-55	PCB-132/153	94	
OA16-SD0812-2211FD-11102022	570-117076-70	PCB-132/153	27	-27.686
OA16-SD1216-2211-11102022	570-117076-56	PCB-132/153	61	
OA16-SD1216-2211FD-11102022	570-117076-71	PCB-132/153	25	-20.9302
OA16-SD1620-2211-11102022	570-117076-57	PCB-132/153	37	
OA16-SD1620-2211FD-11102022	570-117076-72	PCB-132/153	2.8	-42.9648
OA16-SD2024-2211-11102022	570-117076-58	PCB-132/153	12	
OA16-SD2024-2211FD-11102022	570-117076-73	PCB-132/153	4.6	-22.2892
OA16-SD2428-2211-11102022	570-117076-59	PCB-132/153	5.6	
OA16-SD2428-2211FD-11102022	570-117076-74	PCB-132/153	5.8	0.877193
OA16-SD2832-2211-11102022	570-117076-60	PCB-132/153	8.8	
OA16-SD2832-2211FD-11102022	570-117076-75	PCB-132/153	<DL	200
OA16-SD3236-2211-11102022	570-117076-61	PCB-132/153	7.3	
OA16-SD3236-2211FD-11102022	570-117076-76	PCB-132/153	4.2	-13.4783
OA16-SD3640-2211-11102022	570-117076-62	PCB-132/153	1.0	
OA16-SD3640-2211FD-11102022	570-117076-77	PCB-132/153	<DL	200
OA22-SD0002-2211-11102022	570-117076-134	PCB-132/153	8.9	
OA22-SD0002-2211FD-11102022	570-117076-147	PCB-132/153	13	9.360731
OA22-SD0204-2211-11102022	570-117076-135	PCB-132/153	18	
OA22-SD0204-2211FD-11102022	570-117076-148	PCB-132/153	13	-8.06452
OA22-SD0406-2211-11102022	570-117076-136	PCB-132/153	11	
OA22-SD0406-2211FD-11102022	570-117076-149	PCB-132/153	21	15.625
OA22-SD0608-2211-11102022	570-117076-137	PCB-132/153	11	
OA22-SD0608-2211FD-11102022	570-117076-150	PCB-132/153	16	9.259259
OA22-SD0812-2211-11102022	570-117076-138	PCB-132/153	18	
OA22-SD0812-2211FD-11102022	570-117076-151	PCB-132/153	26	9.090909
OA22-SD1216-2211-11102022	570-117076-139	PCB-132/153	51	
OA22-SD1216-2211FD-11102022	570-117076-152	PCB-132/153	33	-10.7143
OA22-SD1620-2211-11102022	570-117076-140	PCB-132/153	82	
OA22-SD1620-2211FD-11102022	570-117076-153	PCB-132/153	31	-22.5664
OA22-SD2024-2211-11102022	570-117076-141	PCB-132/153	11	
OA22-SD2024-2211FD-11102022	570-117076-154	PCB-132/153	39	28
OA22-SD2428-2211-11102022	570-117076-142	PCB-132/153	8.2	
OA22-SD2428-2211FD-11102022	570-117076-155	PCB-132/153	11	7.291667
OA22-SD2832-2211-11102022	570-117076-143	PCB-132/153	14	
OA22-SD2832-2211FD-11102022	570-117076-156	PCB-132/153	15	1.724138
OA22-SD3236-2211-11102022	570-117076-144	PCB-132/153	4.5	
OA22-SD3236-2211FD-11102022	570-117076-157	PCB-132/153	24	34.21053
OA16-SD0002-2211-11102022	570-117076-51	PCB-138/158	25	
OA16-SD0002-2211FD-11102022	570-117076-66	PCB-138/158	23	-2.08333
OA16-SD0204-2211-11102022	570-117076-52	PCB-138/158	37	
OA16-SD0204-2211FD-11102022	570-117076-67	PCB-138/158	40	1.948052
OA16-SD0406-2211-11102022	570-117076-53	PCB-138/158	30	
OA16-SD0406-2211FD-11102022	570-117076-68	PCB-138/158	28	-1.72414

#sys_sample_code	lab_sample_id	chemical	result_	RPD
OA16-SD0608-2211-11102022	570-117076-54	PCB-138/158	66	
OA16-SD0608-2211FD-11102022	570-117076-69	PCB-138/158	54	-5
OA16-SD0812-2211-11102022	570-117076-55	PCB-138/158	120	
OA16-SD0812-2211FD-11102022	570-117076-70	PCB-138/158	31	-29.4702
OA16-SD1216-2211-11102022	570-117076-56	PCB-138/158	82	
OA16-SD1216-2211FD-11102022	570-117076-71	PCB-138/158	30	-23.2143
OA16-SD1620-2211-11102022	570-117076-57	PCB-138/158	41	
OA16-SD1620-2211FD-11102022	570-117076-72	PCB-138/158	3.0	-43.1818
OA16-SD2024-2211-11102022	570-117076-58	PCB-138/158	17	
OA16-SD2024-2211FD-11102022	570-117076-73	PCB-138/158	5.3	-26.2332
OA16-SD2428-2211-11102022	570-117076-59	PCB-138/158	7.7	
OA16-SD2428-2211FD-11102022	570-117076-74	PCB-138/158	3.5	-18.75
OA16-SD2832-2211-11102022	570-117076-60	PCB-138/158	6.2	
OA16-SD2832-2211FD-11102022	570-117076-75	PCB-138/158	<DL	200
OA16-SD3236-2211-11102022	570-117076-61	PCB-138/158	8.8	
OA16-SD3236-2211FD-11102022	570-117076-76	PCB-138/158	3.8	-19.8413
OA16-SD3640-2211-11102022	570-117076-62	PCB-138/158	1.6	
OA16-SD3640-2211FD-11102022	570-117076-77	PCB-138/158	<DL	200
OA22-SD0002-2211-11102022	570-117076-134	PCB-138/158	11	
OA22-SD0002-2211FD-11102022	570-117076-147	PCB-138/158	8.1	-7.59162
OA22-SD0204-2211-11102022	570-117076-135	PCB-138/158	22	
OA22-SD0204-2211FD-11102022	570-117076-148	PCB-138/158	8.9	-21.1974
OA22-SD0406-2211-11102022	570-117076-136	PCB-138/158	<DL	
OA22-SD0406-2211FD-11102022	570-117076-149	PCB-138/158	17	200
OA22-SD0608-2211-11102022	570-117076-137	PCB-138/158	13	
OA22-SD0608-2211FD-11102022	570-117076-150	PCB-138/158	11	-4.16667
OA22-SD0812-2211-11102022	570-117076-138	PCB-138/158	23	
OA22-SD0812-2211FD-11102022	570-117076-151	PCB-138/158	21	-2.27273
OA22-SD1216-2211-11102022	570-117076-139	PCB-138/158	53	
OA22-SD1216-2211FD-11102022	570-117076-152	PCB-138/158	24	-18.8312
OA22-SD1620-2211-11102022	570-117076-140	PCB-138/158	93	
OA22-SD1620-2211FD-11102022	570-117076-153	PCB-138/158	23	-30.1724
OA22-SD2024-2211-11102022	570-117076-141	PCB-138/158	11	
OA22-SD2024-2211FD-11102022	570-117076-154	PCB-138/158	32	24.4186
OA22-SD2428-2211-11102022	570-117076-142	PCB-138/158	5.3	
OA22-SD2428-2211FD-11102022	570-117076-155	PCB-138/158	7.1	7.258065
OA22-SD2832-2211-11102022	570-117076-143	PCB-138/158	8.6	
OA22-SD2832-2211FD-11102022	570-117076-156	PCB-138/158	11	6.122449
OA22-SD3236-2211-11102022	570-117076-144	PCB-138/158	2.5	
OA22-SD3236-2211FD-11102022	570-117076-157	PCB-138/158	19	38.37209
OA16-SD0002-2211-11102022	570-117076-51	PCB-149	15	
OA16-SD0002-2211FD-11102022	570-117076-66	PCB-149	14	-1.72414
OA16-SD0204-2211-11102022	570-117076-52	PCB-149	19	
OA16-SD0204-2211FD-11102022	570-117076-67	PCB-149	19	0
OA16-SD0406-2211-11102022	570-117076-53	PCB-149	15	

#sys_sample_code	lab_sample_id	chemical	result_	RPD
OA16-SD0406-2211FD-11102022	570-117076-68	PCB-149	18	4.545455
OA16-SD0608-2211-11102022	570-117076-54	PCB-149	43	
OA16-SD0608-2211FD-11102022	570-117076-69	PCB-149	34	-5.84416
OA16-SD0812-2211-11102022	570-117076-55	PCB-149	73	
OA16-SD0812-2211FD-11102022	570-117076-70	PCB-149	19	-29.3478
OA16-SD1216-2211-11102022	570-117076-56	PCB-149	50	
OA16-SD1216-2211FD-11102022	570-117076-71	PCB-149	20	-21.4286
OA16-SD1620-2211-11102022	570-117076-57	PCB-149	21	
OA16-SD1620-2211FD-11102022	570-117076-72	PCB-149	2.5	-39.3617
OA16-SD2024-2211-11102022	570-117076-58	PCB-149	9.9	
OA16-SD2024-2211FD-11102022	570-117076-73	PCB-149	4.2	-20.2128
OA16-SD2428-2211-11102022	570-117076-59	PCB-149	5.1	
OA16-SD2428-2211FD-11102022	570-117076-74	PCB-149	2.4	-18
OA16-SD2832-2211-11102022	570-117076-60	PCB-149	3.2	
OA16-SD2832-2211FD-11102022	570-117076-75	PCB-149	<DL	200
OA16-SD3236-2211-11102022	570-117076-61	PCB-149	5.9	
OA16-SD3236-2211FD-11102022	570-117076-76	PCB-149	3.7	-11.4583
OA16-SD3640-2211-11102022	570-117076-62	PCB-149	1.2	
OA16-SD3640-2211FD-11102022	570-117076-77	PCB-149	<DL	200
OA22-SD0002-2211-11102022	570-117076-134	PCB-149	5.8	
OA22-SD0002-2211FD-11102022	570-117076-147	PCB-149	5.0	-3.7037
OA22-SD0204-2211-11102022	570-117076-135	PCB-149	13	
OA22-SD0204-2211FD-11102022	570-117076-148	PCB-149	4.8	-23.0337
OA22-SD0406-2211-11102022	570-117076-136	PCB-149	7.5	
OA22-SD0406-2211FD-11102022	570-117076-149	PCB-149	6.2	-4.74453
OA22-SD0608-2211-11102022	570-117076-137	PCB-149	8.0	
OA22-SD0608-2211FD-11102022	570-117076-150	PCB-149	5.3	-10.1504
OA22-SD0812-2211-11102022	570-117076-138	PCB-149	12	
OA22-SD0812-2211FD-11102022	570-117076-151	PCB-149	9.0	-7.14286
OA22-SD1216-2211-11102022	570-117076-139	PCB-149	32	
OA22-SD1216-2211FD-11102022	570-117076-152	PCB-149	12	-22.7273
OA22-SD1620-2211-11102022	570-117076-140	PCB-149	59	
OA22-SD1620-2211FD-11102022	570-117076-153	PCB-149	13	-31.9444
OA22-SD2024-2211-11102022	570-117076-141	PCB-149	8.6	
OA22-SD2024-2211FD-11102022	570-117076-154	PCB-149	13	10.18519
OA22-SD2428-2211-11102022	570-117076-142	PCB-149	3.0	
OA22-SD2428-2211FD-11102022	570-117076-155	PCB-149	3.6	4.545455
OA22-SD2832-2211-11102022	570-117076-143	PCB-149	4.9	
OA22-SD2832-2211FD-11102022	570-117076-156	PCB-149	5.7	3.773585
OA22-SD3236-2211-11102022	570-117076-144	PCB-149	1.4	
OA22-SD3236-2211FD-11102022	570-117076-157	PCB-149	8.0	35.10638
OA16-SD0002-2211-11102022	570-117076-51	PCB-151	3.8	
OA16-SD0002-2211FD-11102022	570-117076-66	PCB-151	4.4	3.658537
OA16-SD0204-2211-11102022	570-117076-52	PCB-151	5.2	
OA16-SD0204-2211FD-11102022	570-117076-67	PCB-151	7.2	8.064516

#sys_sample_code	lab_sample_id	chemical	result_	RPD
OA16-SD0406-2211-11102022	570-117076-53	PCB-151	8.7	
OA16-SD0406-2211FD-11102022	570-117076-68	PCB-151	5.7	-10.4167
OA16-SD0608-2211-11102022	570-117076-54	PCB-151	15	
OA16-SD0608-2211FD-11102022	570-117076-69	PCB-151	12	-5.55556
OA16-SD0812-2211-11102022	570-117076-55	PCB-151	21	
OA16-SD0812-2211FD-11102022	570-117076-70	PCB-151	7.6	-23.4266
OA16-SD1216-2211-11102022	570-117076-56	PCB-151	13	
OA16-SD1216-2211FD-11102022	570-117076-71	PCB-151	5.8	-19.1489
OA16-SD1620-2211-11102022	570-117076-57	PCB-151	6.9	
OA16-SD1620-2211FD-11102022	570-117076-72	PCB-151	0.95	-37.8981
OA16-SD2024-2211-11102022	570-117076-58	PCB-151	2.6	
OA16-SD2024-2211FD-11102022	570-117076-73	PCB-151	1.6	-11.9048
OA16-SD2428-2211-11102022	570-117076-59	PCB-151	1.2	
OA16-SD2428-2211FD-11102022	570-117076-74	PCB-151	0.80	-10
OA16-SD2832-2211-11102022	570-117076-60	PCB-151	1.1	
OA16-SD2832-2211FD-11102022	570-117076-75	PCB-151	1.5	7.692308
OA16-SD3236-2211-11102022	570-117076-61	PCB-151	1.8	
OA16-SD3236-2211FD-11102022	570-117076-76	PCB-151	0.90	-16.6667
OA16-SD3640-2211-11102022	570-117076-62	PCB-151	<DL	
OA16-SD3640-2211FD-11102022	570-117076-77	PCB-151	<DL	200
OA22-SD0002-2211-11102022	570-117076-134	PCB-151	<DL	
OA22-SD0002-2211FD-11102022	570-117076-147	PCB-151	1.1	200
OA22-SD0204-2211-11102022	570-117076-135	PCB-151	3.0	
OA22-SD0204-2211FD-11102022	570-117076-148	PCB-151	1.1	-23.1707
OA22-SD0406-2211-11102022	570-117076-136	PCB-151	<DL	
OA22-SD0406-2211FD-11102022	570-117076-149	PCB-151	1.6	200
OA22-SD0608-2211-11102022	570-117076-137	PCB-151	<DL	
OA22-SD0608-2211FD-11102022	570-117076-150	PCB-151	1.7	200
OA22-SD0812-2211-11102022	570-117076-138	PCB-151	3.6	
OA22-SD0812-2211FD-11102022	570-117076-151	PCB-151	3.5	-0.70423
OA22-SD1216-2211-11102022	570-117076-139	PCB-151	13	
OA22-SD1216-2211FD-11102022	570-117076-152	PCB-151	4.4	-24.7126
OA22-SD1620-2211-11102022	570-117076-140	PCB-151	14	
OA22-SD1620-2211FD-11102022	570-117076-153	PCB-151	2.8	-33.3333
OA22-SD2024-2211-11102022	570-117076-141	PCB-151	2.3	
OA22-SD2024-2211FD-11102022	570-117076-154	PCB-151	3.4	9.649123
OA22-SD2428-2211-11102022	570-117076-142	PCB-151	0.42	
OA22-SD2428-2211FD-11102022	570-117076-155	PCB-151	1.1	22.36842
OA22-SD2832-2211-11102022	570-117076-143	PCB-151	1.6	
OA22-SD2832-2211FD-11102022	570-117076-156	PCB-151	1.9	4.285714
OA22-SD3236-2211-11102022	570-117076-144	PCB-151	0.26	
OA22-SD3236-2211FD-11102022	570-117076-157	PCB-151	2.6	40.90909
OA16-SD0002-2211-11102022	570-117076-51	PCB-156	5.4	
OA16-SD0002-2211FD-11102022	570-117076-66	PCB-156	1.5	-28.2609
OA16-SD0204-2211-11102022	570-117076-52	PCB-156	3.9	

#sys_sample_code	lab_sample_id	chemical	result_	RPD
OA16-SD0204-2211FD-11102022	570-117076-67	PCB-156	4.9	5.681818
OA16-SD0406-2211-11102022	570-117076-53	PCB-156	10	
OA16-SD0406-2211FD-11102022	570-117076-68	PCB-156	1.7	-35.4701
OA16-SD0608-2211-11102022	570-117076-54	PCB-156	7.1	
OA16-SD0608-2211FD-11102022	570-117076-69	PCB-156	6.9	-0.71429
OA16-SD0812-2211-11102022	570-117076-55	PCB-156	23	
OA16-SD0812-2211FD-11102022	570-117076-70	PCB-156	2.5	-40.1961
OA16-SD1216-2211-11102022	570-117076-56	PCB-156	9.2	
OA16-SD1216-2211FD-11102022	570-117076-71	PCB-156	2.4	-29.3103
OA16-SD1620-2211-11102022	570-117076-57	PCB-156	4.3	
OA16-SD1620-2211FD-11102022	570-117076-72	PCB-156	<DL	200
OA16-SD2024-2211-11102022	570-117076-58	PCB-156	1.9	
OA16-SD2024-2211FD-11102022	570-117076-73	PCB-156	<DL	200
OA16-SD2428-2211-11102022	570-117076-59	PCB-156	0.48	
OA16-SD2428-2211FD-11102022	570-117076-74	PCB-156	<DL	200
OA22-SD0204-2211-11102022	570-117076-135	PCB-156	3.2	
OA22-SD0204-2211FD-11102022	570-117076-148	PCB-156	<DL	200
OA22-SD0406-2211-11102022	570-117076-136	PCB-156	<DL	
OA22-SD0406-2211FD-11102022	570-117076-149	PCB-156	1.6	200
OA22-SD0812-2211-11102022	570-117076-138	PCB-156	<DL	
OA22-SD0812-2211FD-11102022	570-117076-151	PCB-156	1.8	200
OA22-SD1216-2211-11102022	570-117076-139	PCB-156	10	
OA22-SD1216-2211FD-11102022	570-117076-152	PCB-156	2.4	-30.6452
OA22-SD1620-2211-11102022	570-117076-140	PCB-156	12	
OA22-SD1620-2211FD-11102022	570-117076-153	PCB-156	2.1	-35.1064
OA22-SD2024-2211-11102022	570-117076-141	PCB-156	<DL	
OA22-SD2024-2211FD-11102022	570-117076-154	PCB-156	2.4	200
OA22-SD2832-2211-11102022	570-117076-143	PCB-156	1.2	
OA22-SD2832-2211FD-11102022	570-117076-156	PCB-156	<DL	200
OA22-SD3236-2211-11102022	570-117076-144	PCB-156	<DL	
OA22-SD3236-2211FD-11102022	570-117076-157	PCB-156	1.6	200
OA22-SD1216-2211-11102022	570-117076-139	PCB-157	7.8	
OA22-SD1216-2211FD-11102022	570-117076-152	PCB-157	<DL	200
OA22-SD1620-2211-11102022	570-117076-140	PCB-157	15	
OA22-SD1620-2211FD-11102022	570-117076-153	PCB-157	<DL	200
OA22-SD1216-2211-11102022	570-117076-139	PCB-167	<DL	
OA22-SD1216-2211FD-11102022	570-117076-152	PCB-167	0.80	200
OA16-SD0002-2211-11102022	570-117076-51	PCB-170	4.2	
OA16-SD0002-2211FD-11102022	570-117076-66	PCB-170	6.9	12.16216
OA16-SD0204-2211-11102022	570-117076-52	PCB-170	11	
OA16-SD0204-2211FD-11102022	570-117076-67	PCB-170	9.7	-3.1401
OA16-SD0406-2211-11102022	570-117076-53	PCB-170	8.8	
OA16-SD0406-2211FD-11102022	570-117076-68	PCB-170	9.8	2.688172
OA16-SD0608-2211-11102022	570-117076-54	PCB-170	16	
OA16-SD0608-2211FD-11102022	570-117076-69	PCB-170	16	0

#sys_sample_code	lab_sample_id	chemical	result_	RPD
OA16-SD0812-2211-11102022	570-117076-55	PCB-170	30	
OA16-SD0812-2211FD-11102022	570-117076-70	PCB-170	11	-23.1707
OA16-SD1216-2211-11102022	570-117076-56	PCB-170	24	
OA16-SD1216-2211FD-11102022	570-117076-71	PCB-170	9.7	-21.2166
OA16-SD1620-2211-11102022	570-117076-57	PCB-170	8.6	
OA16-SD1620-2211FD-11102022	570-117076-72	PCB-170	1.2	-37.7551
OA16-SD2024-2211-11102022	570-117076-58	PCB-170	6.5	
OA16-SD2024-2211FD-11102022	570-117076-73	PCB-170	1.6	-30.2469
OA16-SD2428-2211-11102022	570-117076-59	PCB-170	2.1	
OA16-SD2428-2211FD-11102022	570-117076-74	PCB-170	1.5	-8.33333
OA16-SD2832-2211-11102022	570-117076-60	PCB-170	1.2	
OA16-SD2832-2211FD-11102022	570-117076-75	PCB-170	<DL	200
OA16-SD3236-2211-11102022	570-117076-61	PCB-170	2.7	
OA16-SD3236-2211FD-11102022	570-117076-76	PCB-170	<DL	200
OA16-SD3640-2211-11102022	570-117076-62	PCB-170	<DL	
OA16-SD3640-2211FD-11102022	570-117076-77	PCB-170	<DL	200
OA22-SD0002-2211-11102022	570-117076-134	PCB-170	<DL	
OA22-SD0002-2211FD-11102022	570-117076-147	PCB-170	2.0	200
OA22-SD0204-2211-11102022	570-117076-135	PCB-170	5.1	
OA22-SD0204-2211FD-11102022	570-117076-148	PCB-170	1.9	-22.8571
OA22-SD0406-2211-11102022	570-117076-136	PCB-170	<DL	
OA22-SD0406-2211FD-11102022	570-117076-149	PCB-170	2.5	200
OA22-SD0608-2211-11102022	570-117076-137	PCB-170	<DL	
OA22-SD0608-2211FD-11102022	570-117076-150	PCB-170	2.2	200
OA22-SD0812-2211-11102022	570-117076-138	PCB-170	6.4	
OA22-SD0812-2211FD-11102022	570-117076-151	PCB-170	5.2	-5.17241
OA22-SD1216-2211-11102022	570-117076-139	PCB-170	11	
OA22-SD1216-2211FD-11102022	570-117076-152	PCB-170	5.8	-15.4762
OA22-SD1620-2211-11102022	570-117076-140	PCB-170	22	
OA22-SD1620-2211FD-11102022	570-117076-153	PCB-170	3.8	-35.2713
OA22-SD2024-2211-11102022	570-117076-141	PCB-170	3.2	
OA22-SD2024-2211FD-11102022	570-117076-154	PCB-170	5.4	12.7907
OA22-SD2428-2211-11102022	570-117076-142	PCB-170	1.2	
OA22-SD2428-2211FD-11102022	570-117076-155	PCB-170	2.2	14.70588
OA22-SD2832-2211-11102022	570-117076-143	PCB-170	1.9	
OA22-SD2832-2211FD-11102022	570-117076-156	PCB-170	3.1	12
OA22-SD3236-2211-11102022	570-117076-144	PCB-170	0.63	
OA22-SD3236-2211FD-11102022	570-117076-157	PCB-170	2.9	32.15297
OA16-SD0002-2211-11102022	570-117076-51	PCB-177	2.2	
OA16-SD0002-2211FD-11102022	570-117076-66	PCB-177	2.2	0
OA16-SD0204-2211-11102022	570-117076-52	PCB-177	4.5	
OA16-SD0204-2211FD-11102022	570-117076-67	PCB-177	3.8	-4.21687
OA16-SD0406-2211-11102022	570-117076-53	PCB-177	3.4	
OA16-SD0406-2211FD-11102022	570-117076-68	PCB-177	2.5	-7.62712
OA16-SD0608-2211-11102022	570-117076-54	PCB-177	7.0	

#sys_sample_code	lab_sample_id	chemical	result_	RPD
OA16-SD0608-2211FD-11102022	570-117076-69	PCB-177	5.2	-7.37705
OA16-SD0812-2211-11102022	570-117076-55	PCB-177	19	
OA16-SD0812-2211FD-11102022	570-117076-70	PCB-177	3.2	-35.5856
OA16-SD1216-2211-11102022	570-117076-56	PCB-177	7.7	
OA16-SD1216-2211FD-11102022	570-117076-71	PCB-177	3.4	-19.3694
OA16-SD1620-2211-11102022	570-117076-57	PCB-177	5.9	
OA16-SD1620-2211FD-11102022	570-117076-72	PCB-177	<DL	200
OA16-SD2024-2211-11102022	570-117076-58	PCB-177	1.8	
OA16-SD2024-2211FD-11102022	570-117076-73	PCB-177	0.56	-26.2712
OA16-SD2428-2211-11102022	570-117076-59	PCB-177	0.90	
OA16-SD2428-2211FD-11102022	570-117076-74	PCB-177	<DL	200
OA16-SD2832-2211-11102022	570-117076-60	PCB-177	<DL	
OA16-SD2832-2211FD-11102022	570-117076-75	PCB-177	<DL	200
OA16-SD3236-2211-11102022	570-117076-61	PCB-177	1.0	
OA16-SD3236-2211FD-11102022	570-117076-76	PCB-177	0.76	-6.81818
OA16-SD3640-2211-11102022	570-117076-62	PCB-177	<DL	
OA16-SD3640-2211FD-11102022	570-117076-77	PCB-177	<DL	200
OA22-SD0002-2211-11102022	570-117076-134	PCB-177	<DL	
OA22-SD0002-2211FD-11102022	570-117076-147	PCB-177	0.79	200
OA22-SD0204-2211-11102022	570-117076-135	PCB-177	2.0	
OA22-SD0204-2211FD-11102022	570-117076-148	PCB-177	0.94	-18.0272
OA22-SD0406-2211-11102022	570-117076-136	PCB-177	<DL	
OA22-SD0406-2211FD-11102022	570-117076-149	PCB-177	1.3	200
OA22-SD0608-2211-11102022	570-117076-137	PCB-177	<DL	
OA22-SD0608-2211FD-11102022	570-117076-150	PCB-177	1.4	200
OA22-SD0812-2211-11102022	570-117076-138	PCB-177	2.9	
OA22-SD0812-2211FD-11102022	570-117076-151	PCB-177	2.0	-9.18367
OA22-SD1216-2211-11102022	570-117076-139	PCB-177	6.7	
OA22-SD1216-2211FD-11102022	570-117076-152	PCB-177	3.4	-16.3366
OA22-SD1620-2211-11102022	570-117076-140	PCB-177	10	
OA22-SD1620-2211FD-11102022	570-117076-153	PCB-177	2.2	-31.9672
OA22-SD2024-2211-11102022	570-117076-141	PCB-177	2.3	
OA22-SD2024-2211FD-11102022	570-117076-154	PCB-177	2.9	5.769231
OA22-SD2428-2211-11102022	570-117076-142	PCB-177	0.61	
OA22-SD2428-2211FD-11102022	570-117076-155	PCB-177	0.52	-3.9823
OA22-SD2832-2211-11102022	570-117076-143	PCB-177	1.0	
OA22-SD2832-2211FD-11102022	570-117076-156	PCB-177	1.3	6.521739
OA22-SD3236-2211-11102022	570-117076-144	PCB-177	<DL	
OA22-SD3236-2211FD-11102022	570-117076-157	PCB-177	1.3	200
OA16-SD0002-2211-11102022	570-117076-51	PCB-18	3.2	
OA16-SD0002-2211FD-11102022	570-117076-66	PCB-18	3.7	3.623188
OA16-SD0204-2211-11102022	570-117076-52	PCB-18	3.3	
OA16-SD0204-2211FD-11102022	570-117076-67	PCB-18	<DL	200
OA16-SD0406-2211-11102022	570-117076-53	PCB-18	6.7	
OA16-SD0406-2211FD-11102022	570-117076-68	PCB-18	6.0	-2.75591

#sys_sample_code	lab_sample_id	chemical	result_	RPD
OA16-SD0608-2211-11102022	570-117076-54	PCB-18	11	
OA16-SD0608-2211FD-11102022	570-117076-69	PCB-18	17	10.71429
OA16-SD0812-2211-11102022	570-117076-55	PCB-18	15	
OA16-SD0812-2211FD-11102022	570-117076-70	PCB-18	9.1	-12.2407
OA16-SD1216-2211-11102022	570-117076-56	PCB-18	11	
OA16-SD1216-2211FD-11102022	570-117076-71	PCB-18	9.4	-3.92157
OA16-SD1620-2211-11102022	570-117076-57	PCB-18	4.9	
OA16-SD1620-2211FD-11102022	570-117076-72	PCB-18	0.60	-39.0909
OA16-SD2024-2211-11102022	570-117076-58	PCB-18	3.0	
OA16-SD2024-2211FD-11102022	570-117076-73	PCB-18	2.4	-5.55556
OA16-SD2428-2211-11102022	570-117076-59	PCB-18	1.4	
OA16-SD2428-2211FD-11102022	570-117076-74	PCB-18	<DL	200
OA16-SD2832-2211-11102022	570-117076-60	PCB-18	1.6	
OA16-SD2832-2211FD-11102022	570-117076-75	PCB-18	<DL	200
OA16-SD3236-2211-11102022	570-117076-61	PCB-18	2.3	
OA16-SD3236-2211FD-11102022	570-117076-76	PCB-18	<DL	200
OA22-SD2428-2211-11102022	570-117076-142	PCB-18	1.1	
OA22-SD2428-2211FD-11102022	570-117076-155	PCB-18	<DL	200
OA22-SD2832-2211-11102022	570-117076-143	PCB-18	0.78	
OA22-SD2832-2211FD-11102022	570-117076-156	PCB-18	<DL	200
OA22-SD3236-2211-11102022	570-117076-144	PCB-18	<DL	
OA22-SD3236-2211FD-11102022	570-117076-157	PCB-18	<DL	200
OA16-SD0002-2211-11102022	570-117076-51	PCB-180	10	
OA16-SD0002-2211FD-11102022	570-117076-66	PCB-180	8.6	-3.76344
OA16-SD0204-2211-11102022	570-117076-52	PCB-180	19	
OA16-SD0204-2211FD-11102022	570-117076-67	PCB-180	16	-4.28571
OA16-SD0406-2211-11102022	570-117076-53	PCB-180	14	
OA16-SD0406-2211FD-11102022	570-117076-68	PCB-180	10	-8.33333
OA16-SD0608-2211-11102022	570-117076-54	PCB-180	31	
OA16-SD0608-2211FD-11102022	570-117076-69	PCB-180	21	-9.61538
OA16-SD0812-2211-11102022	570-117076-55	PCB-180	64	
OA16-SD0812-2211FD-11102022	570-117076-70	PCB-180	13	-33.1169
OA16-SD1216-2211-11102022	570-117076-56	PCB-180	39	
OA16-SD1216-2211FD-11102022	570-117076-71	PCB-180	12	-26.4706
OA16-SD1620-2211-11102022	570-117076-57	PCB-180	17	
OA16-SD1620-2211FD-11102022	570-117076-72	PCB-180	1.5	-41.8919
OA16-SD2024-2211-11102022	570-117076-58	PCB-180	7.6	
OA16-SD2024-2211FD-11102022	570-117076-73	PCB-180	1.8	-30.8511
OA16-SD2428-2211-11102022	570-117076-59	PCB-180	3.5	
OA16-SD2428-2211FD-11102022	570-117076-74	PCB-180	1.4	-21.4286
OA16-SD2832-2211-11102022	570-117076-60	PCB-180	2.5	
OA16-SD2832-2211FD-11102022	570-117076-75	PCB-180	<DL	200
OA16-SD3236-2211-11102022	570-117076-61	PCB-180	3.8	
OA16-SD3236-2211FD-11102022	570-117076-76	PCB-180	1.6	-20.3704
OA16-SD3640-2211-11102022	570-117076-62	PCB-180	0.36	

#sys_sample_code	lab_sample_id	chemical	result_	RPD
OA16-SD3640-2211FD-11102022	570-117076-77	PCB-180	<DL	200
OA22-SD0002-2211-11102022	570-117076-134	PCB-180	7.0	
OA22-SD0002-2211FD-11102022	570-117076-147	PCB-180	4.8	-9.32203
OA22-SD0204-2211-11102022	570-117076-135	PCB-180	7.9	
OA22-SD0204-2211FD-11102022	570-117076-148	PCB-180	3.8	-17.5214
OA22-SD0406-2211-11102022	570-117076-136	PCB-180	5.1	
OA22-SD0406-2211FD-11102022	570-117076-149	PCB-180	6.5	6.034483
OA22-SD0608-2211-11102022	570-117076-137	PCB-180	7.0	
OA22-SD0608-2211FD-11102022	570-117076-150	PCB-180	6.5	-1.85185
OA22-SD0812-2211-11102022	570-117076-138	PCB-180	10	
OA22-SD0812-2211FD-11102022	570-117076-151	PCB-180	11	2.380952
OA22-SD1216-2211-11102022	570-117076-139	PCB-180	28	
OA22-SD1216-2211FD-11102022	570-117076-152	PCB-180	12	-20
OA22-SD1620-2211-11102022	570-117076-140	PCB-180	51	
OA22-SD1620-2211FD-11102022	570-117076-153	PCB-180	12	-30.9524
OA22-SD2024-2211-11102022	570-117076-141	PCB-180	<DL	
OA22-SD2024-2211FD-11102022	570-117076-154	PCB-180	12	200
OA22-SD2428-2211-11102022	570-117076-142	PCB-180	2.6	
OA22-SD2428-2211FD-11102022	570-117076-155	PCB-180	4.3	12.31884
OA22-SD2832-2211-11102022	570-117076-143	PCB-180	5.5	
OA22-SD2832-2211FD-11102022	570-117076-156	PCB-180	5.7	0.892857
OA22-SD3236-2211-11102022	570-117076-144	PCB-180	0.93	
OA22-SD3236-2211FD-11102022	570-117076-157	PCB-180	8.0	39.58567
OA16-SD0002-2211-11102022	570-117076-51	PCB-183	2.5	
OA16-SD0002-2211FD-11102022	570-117076-66	PCB-183	2.6	0.980392
OA16-SD0204-2211-11102022	570-117076-52	PCB-183	3.7	
OA16-SD0204-2211FD-11102022	570-117076-67	PCB-183	3.6	-0.68493
OA16-SD0406-2211-11102022	570-117076-53	PCB-183	3.0	
OA16-SD0406-2211FD-11102022	570-117076-68	PCB-183	2.3	-6.60377
OA16-SD0608-2211-11102022	570-117076-54	PCB-183	7.0	
OA16-SD0608-2211FD-11102022	570-117076-69	PCB-183	5.5	-6
OA16-SD0812-2211-11102022	570-117076-55	PCB-183	16	
OA16-SD0812-2211FD-11102022	570-117076-70	PCB-183	3.7	-31.2183
OA16-SD1216-2211-11102022	570-117076-56	PCB-183	8.6	
OA16-SD1216-2211FD-11102022	570-117076-71	PCB-183	2.9	-24.7826
OA16-SD1620-2211-11102022	570-117076-57	PCB-183	5.0	
OA16-SD1620-2211FD-11102022	570-117076-72	PCB-183	0.35	-43.4579
OA16-SD2024-2211-11102022	570-117076-58	PCB-183	1.4	
OA16-SD2024-2211FD-11102022	570-117076-73	PCB-183	<DL	200
OA16-SD2428-2211-11102022	570-117076-59	PCB-183	0.99	
OA16-SD2428-2211FD-11102022	570-117076-74	PCB-183	0.43	-19.7183
OA16-SD2832-2211-11102022	570-117076-60	PCB-183	0.64	
OA16-SD2832-2211FD-11102022	570-117076-75	PCB-183	<DL	200
OA16-SD3236-2211-11102022	570-117076-61	PCB-183	0.78	
OA16-SD3236-2211FD-11102022	570-117076-76	PCB-183	<DL	200

#sys_sample_code	lab_sample_id	chemical	result_	RPD
OA16-SD3640-2211-11102022	570-117076-62	PCB-183	<DL	
OA16-SD3640-2211FD-11102022	570-117076-77	PCB-183	<DL	200
OA22-SD0002-2211-11102022	570-117076-134	PCB-183	1.1	
OA22-SD0002-2211FD-11102022	570-117076-147	PCB-183	0.41	-22.8477
OA22-SD0204-2211-11102022	570-117076-135	PCB-183	2.1	
OA22-SD0204-2211FD-11102022	570-117076-148	PCB-183	0.89	-20.2341
OA22-SD0406-2211-11102022	570-117076-136	PCB-183	<DL	
OA22-SD0406-2211FD-11102022	570-117076-149	PCB-183	1.1	200
OA22-SD0608-2211-11102022	570-117076-137	PCB-183	1.4	
OA22-SD0608-2211FD-11102022	570-117076-150	PCB-183	0.90	-10.8696
OA22-SD0812-2211-11102022	570-117076-138	PCB-183	2.5	
OA22-SD0812-2211FD-11102022	570-117076-151	PCB-183	1.8	-8.13953
OA22-SD1216-2211-11102022	570-117076-139	PCB-183	5.4	
OA22-SD1216-2211FD-11102022	570-117076-152	PCB-183	2.9	-15.0602
OA22-SD1620-2211-11102022	570-117076-140	PCB-183	9.3	
OA22-SD1620-2211FD-11102022	570-117076-153	PCB-183	2.3	-30.1724
OA22-SD2024-2211-11102022	570-117076-141	PCB-183	1.4	
OA22-SD2024-2211FD-11102022	570-117076-154	PCB-183	2.3	12.16216
OA22-SD2428-2211-11102022	570-117076-142	PCB-183	0.62	
OA22-SD2428-2211FD-11102022	570-117076-155	PCB-183	0.70	3.030303
OA22-SD2832-2211-11102022	570-117076-143	PCB-183	0.89	
OA22-SD2832-2211FD-11102022	570-117076-156	PCB-183	0.91	0.555556
OA22-SD3236-2211-11102022	570-117076-144	PCB-183	<DL	
OA22-SD3236-2211FD-11102022	570-117076-157	PCB-183	1.6	200
OA16-SD0002-2211-11102022	570-117076-51	PCB-187	4.6	
OA16-SD0002-2211FD-11102022	570-117076-66	PCB-187	4.8	1.06383
OA16-SD0204-2211-11102022	570-117076-52	PCB-187	9.3	
OA16-SD0204-2211FD-11102022	570-117076-67	PCB-187	8.2	-3.14286
OA16-SD0406-2211-11102022	570-117076-53	PCB-187	7.6	
OA16-SD0406-2211FD-11102022	570-117076-68	PCB-187	5.9	-6.2963
OA16-SD0608-2211-11102022	570-117076-54	PCB-187	14	
OA16-SD0608-2211FD-11102022	570-117076-69	PCB-187	11	-6
OA16-SD0812-2211-11102022	570-117076-55	PCB-187	30	
OA16-SD0812-2211FD-11102022	570-117076-70	PCB-187	7.3	-30.429
OA16-SD1216-2211-11102022	570-117076-56	PCB-187	18	
OA16-SD1216-2211FD-11102022	570-117076-71	PCB-187	6.8	-22.5806
OA16-SD1620-2211-11102022	570-117076-57	PCB-187	10	
OA16-SD1620-2211FD-11102022	570-117076-72	PCB-187	0.42	-45.9693
OA16-SD2024-2211-11102022	570-117076-58	PCB-187	3.7	
OA16-SD2024-2211FD-11102022	570-117076-73	PCB-187	1.0	-28.7234
OA16-SD2428-2211-11102022	570-117076-59	PCB-187	2.4	
OA16-SD2428-2211FD-11102022	570-117076-74	PCB-187	1.1	-18.5714
OA16-SD2832-2211-11102022	570-117076-60	PCB-187	1.4	
OA16-SD2832-2211FD-11102022	570-117076-75	PCB-187	<DL	200
OA16-SD3236-2211-11102022	570-117076-61	PCB-187	1.8	

#sys_sample_code	lab_sample_id	chemical	result_	RPD
OA16-SD3236-2211FD-11102022	570-117076-76	PCB-187	0.63	-24.0741
OA16-SD3640-2211-11102022	570-117076-62	PCB-187	<DL	
OA16-SD3640-2211FD-11102022	570-117076-77	PCB-187	<DL	200
OA22-SD0002-2211-11102022	570-117076-134	PCB-187	2.4	
OA22-SD0002-2211FD-11102022	570-117076-147	PCB-187	2.4	0
OA22-SD0204-2211-11102022	570-117076-135	PCB-187	3.7	
OA22-SD0204-2211FD-11102022	570-117076-148	PCB-187	2.0	-14.9123
OA22-SD0406-2211-11102022	570-117076-136	PCB-187	3.4	
OA22-SD0406-2211FD-11102022	570-117076-149	PCB-187	2.8	-4.83871
OA22-SD0608-2211-11102022	570-117076-137	PCB-187	4.9	
OA22-SD0608-2211FD-11102022	570-117076-150	PCB-187	2.9	-12.8205
OA22-SD0812-2211-11102022	570-117076-138	PCB-187	5.5	
OA22-SD0812-2211FD-11102022	570-117076-151	PCB-187	4.2	-6.70103
OA22-SD1216-2211-11102022	570-117076-139	PCB-187	12	
OA22-SD1216-2211FD-11102022	570-117076-152	PCB-187	6.2	-15.9341
OA22-SD1620-2211-11102022	570-117076-140	PCB-187	22	
OA22-SD1620-2211FD-11102022	570-117076-153	PCB-187	6.3	-27.7385
OA22-SD2024-2211-11102022	570-117076-141	PCB-187	3.0	
OA22-SD2024-2211FD-11102022	570-117076-154	PCB-187	5.7	15.51724
OA22-SD2428-2211-11102022	570-117076-142	PCB-187	1.5	
OA22-SD2428-2211FD-11102022	570-117076-155	PCB-187	1.8	4.545455
OA22-SD2832-2211-11102022	570-117076-143	PCB-187	2.4	
OA22-SD2832-2211FD-11102022	570-117076-156	PCB-187	2.8	3.846154
OA22-SD3236-2211-11102022	570-117076-144	PCB-187	0.49	
OA22-SD3236-2211FD-11102022	570-117076-157	PCB-187	4.0	39.08686
OA16-SD0002-2211-11102022	570-117076-51	PCB-194	3.2	
OA16-SD0002-2211FD-11102022	570-117076-66	PCB-194	<DL	200
OA16-SD0204-2211-11102022	570-117076-52	PCB-194	5.7	
OA16-SD0204-2211FD-11102022	570-117076-67	PCB-194	4.3	-7
OA16-SD0406-2211-11102022	570-117076-53	PCB-194	<DL	
OA16-SD0406-2211FD-11102022	570-117076-68	PCB-194	3.1	200
OA16-SD0608-2211-11102022	570-117076-54	PCB-194	<DL	
OA16-SD0608-2211FD-11102022	570-117076-69	PCB-194	5.5	200
OA16-SD0812-2211-11102022	570-117076-55	PCB-194	15	
OA16-SD0812-2211FD-11102022	570-117076-70	PCB-194	<DL	200
OA16-SD1216-2211-11102022	570-117076-56	PCB-194	11	
OA16-SD1216-2211FD-11102022	570-117076-71	PCB-194	5.8	-15.4762
OA16-SD1620-2211-11102022	570-117076-57	PCB-194	<DL	
OA16-SD1620-2211FD-11102022	570-117076-72	PCB-194	<DL	200
OA16-SD2024-2211-11102022	570-117076-58	PCB-194	1.7	
OA16-SD2024-2211FD-11102022	570-117076-73	PCB-194	<DL	200
OA22-SD0204-2211-11102022	570-117076-135	PCB-194	<DL	
OA22-SD0204-2211FD-11102022	570-117076-148	PCB-194	0.66	200
OA22-SD1216-2211-11102022	570-117076-139	PCB-194	6.2	
OA22-SD1216-2211FD-11102022	570-117076-152	PCB-194	2.3	-22.9412

#sys_sample_code	lab_sample_id	chemical	result_	RPD
OA22-SD1620-2211-11102022	570-117076-140	PCB-194	14	
OA22-SD1620-2211FD-11102022	570-117076-153	PCB-194	1.9	-38.0503
OA16-SD1216-2211-11102022	570-117076-56	PCB-195	8.7	
OA16-SD1216-2211FD-11102022	570-117076-71	PCB-195	<DL	200
OA22-SD1620-2211-11102022	570-117076-140	PCB-195	3.0	
OA22-SD1620-2211FD-11102022	570-117076-153	PCB-195	<DL	200
OA16-SD0002-2211-11102022	570-117076-51	PCB-201	0.60	
OA16-SD0002-2211FD-11102022	570-117076-66	PCB-201	<DL	200
OA16-SD0812-2211-11102022	570-117076-55	PCB-201	3.8	
OA16-SD0812-2211FD-11102022	570-117076-70	PCB-201	<DL	200
OA16-SD1216-2211-11102022	570-117076-56	PCB-201	2.0	
OA16-SD1216-2211FD-11102022	570-117076-71	PCB-201	<DL	200
OA22-SD1620-2211-11102022	570-117076-140	PCB-201	1.9	
OA22-SD1620-2211FD-11102022	570-117076-153	PCB-201	<DL	200
OA16-SD0002-2211-11102022	570-117076-51	PCB-203	2.6	
OA16-SD0002-2211FD-11102022	570-117076-66	PCB-203	1.5	-13.4146
OA16-SD0204-2211-11102022	570-117076-52	PCB-203	5.3	
OA16-SD0204-2211FD-11102022	570-117076-67	PCB-203	5.8	2.252252
OA16-SD0406-2211-11102022	570-117076-53	PCB-203	3.2	
OA16-SD0406-2211FD-11102022	570-117076-68	PCB-203	4.3	7.333333
OA16-SD0608-2211-11102022	570-117076-54	PCB-203	5.9	
OA16-SD0608-2211FD-11102022	570-117076-69	PCB-203	6.8	3.543307
OA16-SD0812-2211-11102022	570-117076-55	PCB-203	15	
OA16-SD0812-2211FD-11102022	570-117076-70	PCB-203	4.8	-25.7576
OA16-SD1216-2211-11102022	570-117076-56	PCB-203	9.2	
OA16-SD1216-2211FD-11102022	570-117076-71	PCB-203	4.1	-19.1729
OA16-SD1620-2211-11102022	570-117076-57	PCB-203	4.6	
OA16-SD1620-2211FD-11102022	570-117076-72	PCB-203	<DL	200
OA16-SD2024-2211-11102022	570-117076-58	PCB-203	2.5	
OA16-SD2024-2211FD-11102022	570-117076-73	PCB-203	<DL	200
OA22-SD0204-2211-11102022	570-117076-135	PCB-203	<DL	
OA22-SD0204-2211FD-11102022	570-117076-148	PCB-203	1.4	200
OA22-SD0406-2211-11102022	570-117076-136	PCB-203	<DL	
OA22-SD0406-2211FD-11102022	570-117076-149	PCB-203	1.3	200
OA22-SD0608-2211-11102022	570-117076-137	PCB-203	<DL	
OA22-SD0608-2211FD-11102022	570-117076-150	PCB-203	1.3	200
OA22-SD0812-2211-11102022	570-117076-138	PCB-203	<DL	
OA22-SD0812-2211FD-11102022	570-117076-151	PCB-203	3.3	200
OA22-SD1216-2211-11102022	570-117076-139	PCB-203	3.7	
OA22-SD1216-2211FD-11102022	570-117076-152	PCB-203	4.1	2.564103
OA22-SD1620-2211-11102022	570-117076-140	PCB-203	12	
OA22-SD1620-2211FD-11102022	570-117076-153	PCB-203	4.7	-21.8563
OA22-SD2024-2211-11102022	570-117076-141	PCB-203	<DL	
OA22-SD2024-2211FD-11102022	570-117076-154	PCB-203	3.8	200
OA22-SD2428-2211-11102022	570-117076-142	PCB-203	1.3	

#sys_sample_code	lab_sample_id	chemical	result_	RPD
OA22-SD2428-2211FD-11102022	570-117076-155	PCB-203	<DL	200
OA22-SD2832-2211-11102022	570-117076-143	PCB-203	2.1	
OA22-SD2832-2211FD-11102022	570-117076-156	PCB-203	1.4	-10
OA22-SD3236-2211-11102022	570-117076-144	PCB-203	<DL	
OA22-SD3236-2211FD-11102022	570-117076-157	PCB-203	2.5	200
OA16-SD0002-2211-11102022	570-117076-51	PCB-206	2.8	
OA16-SD0002-2211FD-11102022	570-117076-66	PCB-206	<DL	200
OA16-SD0204-2211-11102022	570-117076-52	PCB-206	3.4	
OA16-SD0204-2211FD-11102022	570-117076-67	PCB-206	7.5	18.80734
OA16-SD0406-2211-11102022	570-117076-53	PCB-206	2.1	
OA16-SD0406-2211FD-11102022	570-117076-68	PCB-206	3.6	13.15789
OA16-SD0608-2211-11102022	570-117076-54	PCB-206	3.4	
OA16-SD0608-2211FD-11102022	570-117076-69	PCB-206	3.4	0
OA16-SD0812-2211-11102022	570-117076-55	PCB-206	6.9	
OA16-SD0812-2211FD-11102022	570-117076-70	PCB-206	<DL	200
OA16-SD1216-2211-11102022	570-117076-56	PCB-206	9.0	
OA16-SD1216-2211FD-11102022	570-117076-71	PCB-206	2.6	-27.5862
OA16-SD1620-2211-11102022	570-117076-57	PCB-206	4.8	
OA16-SD1620-2211FD-11102022	570-117076-72	PCB-206	<DL	200
OA22-SD0406-2211-11102022	570-117076-136	PCB-206	<DL	
OA22-SD0406-2211FD-11102022	570-117076-149	PCB-206	0.77	200
OA22-SD0608-2211-11102022	570-117076-137	PCB-206	<DL	
OA22-SD0608-2211FD-11102022	570-117076-150	PCB-206	<DL	200
OA22-SD0812-2211-11102022	570-117076-138	PCB-206	<DL	
OA22-SD0812-2211FD-11102022	570-117076-151	PCB-206	2.1	200
OA22-SD1216-2211-11102022	570-117076-139	PCB-206	<DL	
OA22-SD1216-2211FD-11102022	570-117076-152	PCB-206	1.2	200
OA22-SD1620-2211-11102022	570-117076-140	PCB-206	5.1	
OA22-SD1620-2211FD-11102022	570-117076-153	PCB-206	1.4	-28.4615
OA22-SD2024-2211-11102022	570-117076-141	PCB-206	<DL	
OA22-SD2024-2211FD-11102022	570-117076-154	PCB-206	1.3	200
OA22-SD2428-2211-11102022	570-117076-142	PCB-206	0.84	
OA22-SD2428-2211FD-11102022	570-117076-155	PCB-206	<DL	200
OA22-SD2832-2211-11102022	570-117076-143	PCB-206	<DL	
OA22-SD2832-2211FD-11102022	570-117076-156	PCB-206	1.3	200
OA22-SD3236-2211-11102022	570-117076-144	PCB-206	<DL	
OA22-SD3236-2211FD-11102022	570-117076-157	PCB-206	0.63	200
OA16-SD0002-2211-11102022	570-117076-51	PCB-28	6.2	
OA16-SD0002-2211FD-11102022	570-117076-66	PCB-28	7.7	5.395683
OA16-SD0204-2211-11102022	570-117076-52	PCB-28	6.9	
OA16-SD0204-2211FD-11102022	570-117076-67	PCB-28	12	13.49206
OA16-SD0406-2211-11102022	570-117076-53	PCB-28	6.9	
OA16-SD0406-2211FD-11102022	570-117076-68	PCB-28	9.7	8.433735
OA16-SD0608-2211-11102022	570-117076-54	PCB-28	14	
OA16-SD0608-2211FD-11102022	570-117076-69	PCB-28	22	11.11111

#sys_sample_code	lab_sample_id	chemical	result_	RPD
OA16-SD0812-2211-11102022	570-117076-55	PCB-28	34	
OA16-SD0812-2211FD-11102022	570-117076-70	PCB-28	14	-20.8333
OA16-SD1216-2211-11102022	570-117076-56	PCB-28	19	
OA16-SD1216-2211FD-11102022	570-117076-71	PCB-28	12	-11.2903
OA16-SD1620-2211-11102022	570-117076-57	PCB-28	6.8	
OA16-SD1620-2211FD-11102022	570-117076-72	PCB-28	2.1	-26.4045
OA16-SD2024-2211-11102022	570-117076-58	PCB-28	4.9	
OA16-SD2024-2211FD-11102022	570-117076-73	PCB-28	2.1	-20
OA16-SD2428-2211-11102022	570-117076-59	PCB-28	2.0	
OA16-SD2428-2211FD-11102022	570-117076-74	PCB-28	1.1	-14.5161
OA16-SD2832-2211-11102022	570-117076-60	PCB-28	1.5	
OA16-SD2832-2211FD-11102022	570-117076-75	PCB-28	<DL	200
OA16-SD3236-2211-11102022	570-117076-61	PCB-28	3.6	
OA16-SD3236-2211FD-11102022	570-117076-76	PCB-28	1.3	-23.4694
OA16-SD3640-2211-11102022	570-117076-62	PCB-28	0.52	
OA16-SD3640-2211FD-11102022	570-117076-77	PCB-28	<DL	200
OA22-SD0002-2211-11102022	570-117076-134	PCB-28	<DL	
OA22-SD0002-2211FD-11102022	570-117076-147	PCB-28	2.2	200
OA22-SD0204-2211-11102022	570-117076-135	PCB-28	3.9	
OA22-SD0204-2211FD-11102022	570-117076-148	PCB-28	2.1	-15
OA22-SD0406-2211-11102022	570-117076-136	PCB-28	<DL	
OA22-SD0406-2211FD-11102022	570-117076-149	PCB-28	2.8	200
OA22-SD0608-2211-11102022	570-117076-137	PCB-28	5.1	
OA22-SD0608-2211FD-11102022	570-117076-150	PCB-28	2.9	-13.75
OA22-SD0812-2211-11102022	570-117076-138	PCB-28	6.1	
OA22-SD0812-2211FD-11102022	570-117076-151	PCB-28	6.0	-0.41322
OA22-SD1216-2211-11102022	570-117076-139	PCB-28	19	
OA22-SD1216-2211FD-11102022	570-117076-152	PCB-28	5.7	-26.9231
OA22-SD1620-2211-11102022	570-117076-140	PCB-28	41	
OA22-SD1620-2211FD-11102022	570-117076-153	PCB-28	5.8	-37.6068
OA22-SD2024-2211-11102022	570-117076-141	PCB-28	4.4	
OA22-SD2024-2211FD-11102022	570-117076-154	PCB-28	4.8	2.173913
OA22-SD2428-2211-11102022	570-117076-142	PCB-28	1.6	
OA22-SD2428-2211FD-11102022	570-117076-155	PCB-28	2.0	5.555556
OA22-SD2832-2211-11102022	570-117076-143	PCB-28	2.6	
OA22-SD2832-2211FD-11102022	570-117076-156	PCB-28	3.2	5.172414
OA22-SD3236-2211-11102022	570-117076-144	PCB-28	1.2	
OA22-SD3236-2211FD-11102022	570-117076-157	PCB-28	4.5	28.94737
OA16-SD0002-2211-11102022	570-117076-51	PCB-31	3.8	
OA16-SD0002-2211FD-11102022	570-117076-66	PCB-31	7.6	16.66667
OA16-SD0204-2211-11102022	570-117076-52	PCB-31	6.7	
OA16-SD0204-2211FD-11102022	570-117076-67	PCB-31	11	12.14689
OA16-SD0406-2211-11102022	570-117076-53	PCB-31	6.8	
OA16-SD0406-2211FD-11102022	570-117076-68	PCB-31	9.4	8.024691
OA16-SD0608-2211-11102022	570-117076-54	PCB-31	15	

#sys_sample_code	lab_sample_id	chemical	result_	RPD
OA16-SD0608-2211FD-11102022	570-117076-69	PCB-31	18	4.545455
OA16-SD0812-2211-11102022	570-117076-55	PCB-31	26	
OA16-SD0812-2211FD-11102022	570-117076-70	PCB-31	13	-16.6667
OA16-SD1216-2211-11102022	570-117076-56	PCB-31	17	
OA16-SD1216-2211FD-11102022	570-117076-71	PCB-31	10	-12.963
OA16-SD1620-2211-11102022	570-117076-57	PCB-31	6.6	
OA16-SD1620-2211FD-11102022	570-117076-72	PCB-31	2.0	-26.7442
OA16-SD2024-2211-11102022	570-117076-58	PCB-31	3.9	
OA16-SD2024-2211FD-11102022	570-117076-73	PCB-31	1.8	-18.4211
OA16-SD2428-2211-11102022	570-117076-59	PCB-31	1.4	
OA16-SD2428-2211FD-11102022	570-117076-74	PCB-31	1.2	-3.84615
OA16-SD2832-2211-11102022	570-117076-60	PCB-31	2.5	
OA16-SD2832-2211FD-11102022	570-117076-75	PCB-31	<DL	200
OA16-SD3236-2211-11102022	570-117076-61	PCB-31	3.1	
OA16-SD3236-2211FD-11102022	570-117076-76	PCB-31	1.5	-17.3913
OA16-SD3640-2211-11102022	570-117076-62	PCB-31	0.41	
OA16-SD3640-2211FD-11102022	570-117076-77	PCB-31	<DL	200
OA22-SD0002-2211-11102022	570-117076-134	PCB-31	<DL	
OA22-SD0002-2211FD-11102022	570-117076-147	PCB-31	3.2	200
OA22-SD0204-2211-11102022	570-117076-135	PCB-31	<DL	
OA22-SD0204-2211FD-11102022	570-117076-148	PCB-31	2.2	200
OA22-SD0406-2211-11102022	570-117076-136	PCB-31	<DL	
OA22-SD0406-2211FD-11102022	570-117076-149	PCB-31	2.7	200
OA22-SD0608-2211-11102022	570-117076-137	PCB-31	<DL	
OA22-SD0608-2211FD-11102022	570-117076-150	PCB-31	3.0	200
OA22-SD0812-2211-11102022	570-117076-138	PCB-31	<DL	
OA22-SD0812-2211FD-11102022	570-117076-151	PCB-31	3.5	200
OA22-SD1216-2211-11102022	570-117076-139	PCB-31	13	
OA22-SD1216-2211FD-11102022	570-117076-152	PCB-31	8.3	-11.0329
OA22-SD1620-2211-11102022	570-117076-140	PCB-31	31	
OA22-SD1620-2211FD-11102022	570-117076-153	PCB-31	5.7	-34.4687
OA22-SD2024-2211-11102022	570-117076-141	PCB-31	3.9	
OA22-SD2024-2211FD-11102022	570-117076-154	PCB-31	8.1	17.5
OA22-SD2428-2211-11102022	570-117076-142	PCB-31	1.9	
OA22-SD2428-2211FD-11102022	570-117076-155	PCB-31	2.4	5.813953
OA22-SD2832-2211-11102022	570-117076-143	PCB-31	3.1	
OA22-SD2832-2211FD-11102022	570-117076-156	PCB-31	2.9	-1.66667
OA22-SD3236-2211-11102022	570-117076-144	PCB-31	0.92	
OA22-SD3236-2211FD-11102022	570-117076-157	PCB-31	3.9	30.91286
OA16-SD0608-2211-11102022	570-117076-54	PCB-37	2.3	
OA16-SD0608-2211FD-11102022	570-117076-69	PCB-37	<DL	200
OA16-SD1216-2211-11102022	570-117076-56	PCB-37	5.7	
OA16-SD1216-2211FD-11102022	570-117076-71	PCB-37	<DL	200
OA16-SD0002-2211-11102022	570-117076-51	PCB-44	11	
OA16-SD0002-2211FD-11102022	570-117076-66	PCB-44	18	12.06897

#sys_sample_code	lab_sample_id	chemical	result_	RPD
OA16-SD0204-2211-11102022	570-117076-52	PCB-44	16	
OA16-SD0204-2211FD-11102022	570-117076-67	PCB-44	17	1.515152
OA16-SD0406-2211-11102022	570-117076-53	PCB-44	10	
OA16-SD0406-2211FD-11102022	570-117076-68	PCB-44	31	25.60976
OA16-SD0608-2211-11102022	570-117076-54	PCB-44	25	
OA16-SD0608-2211FD-11102022	570-117076-69	PCB-44	64	21.91011
OA16-SD0812-2211-11102022	570-117076-55	PCB-44	60	
OA16-SD0812-2211FD-11102022	570-117076-70	PCB-44	36	-12.5
OA16-SD1216-2211-11102022	570-117076-56	PCB-44	44	
OA16-SD1216-2211FD-11102022	570-117076-71	PCB-44	26	-12.8571
OA16-SD1620-2211-11102022	570-117076-57	PCB-44	13	
OA16-SD1620-2211FD-11102022	570-117076-72	PCB-44	5.6	-19.8925
OA16-SD2024-2211-11102022	570-117076-58	PCB-44	9.2	
OA16-SD2024-2211FD-11102022	570-117076-73	PCB-44	4.8	-15.7143
OA16-SD2428-2211-11102022	570-117076-59	PCB-44	3.6	
OA16-SD2428-2211FD-11102022	570-117076-74	PCB-44	2.1	-13.1579
OA16-SD2832-2211-11102022	570-117076-60	PCB-44	4.0	
OA16-SD2832-2211FD-11102022	570-117076-75	PCB-44	0.48	-39.2857
OA16-SD3236-2211-11102022	570-117076-61	PCB-44	11	
OA16-SD3236-2211FD-11102022	570-117076-76	PCB-44	3.5	-25.8621
OA16-SD3640-2211-11102022	570-117076-62	PCB-44	1.1	
OA16-SD3640-2211FD-11102022	570-117076-77	PCB-44	<DL	200
OA22-SD0002-2211-11102022	570-117076-134	PCB-44	5.6	
OA22-SD0002-2211FD-11102022	570-117076-147	PCB-44	3.9	-8.94737
OA22-SD0204-2211-11102022	570-117076-135	PCB-44	6.9	
OA22-SD0204-2211FD-11102022	570-117076-148	PCB-44	3.5	-16.3462
OA22-SD0406-2211-11102022	570-117076-136	PCB-44	6.0	
OA22-SD0406-2211FD-11102022	570-117076-149	PCB-44	5.4	-2.63158
OA22-SD0608-2211-11102022	570-117076-137	PCB-44	5.7	
OA22-SD0608-2211FD-11102022	570-117076-150	PCB-44	4.4	-6.43564
OA22-SD0812-2211-11102022	570-117076-138	PCB-44	8.8	
OA22-SD0812-2211FD-11102022	570-117076-151	PCB-44	8.3	-1.46199
OA22-SD1216-2211-11102022	570-117076-139	PCB-44	30	
OA22-SD1216-2211FD-11102022	570-117076-152	PCB-44	8.0	-28.9474
OA22-SD1620-2211-11102022	570-117076-140	PCB-44	62	
OA22-SD1620-2211FD-11102022	570-117076-153	PCB-44	8.3	-38.1935
OA22-SD2024-2211-11102022	570-117076-141	PCB-44	7.6	
OA22-SD2024-2211FD-11102022	570-117076-154	PCB-44	8.8	3.658537
OA22-SD2428-2211-11102022	570-117076-142	PCB-44	2.7	
OA22-SD2428-2211FD-11102022	570-117076-155	PCB-44	3.3	5
OA22-SD2832-2211-11102022	570-117076-143	PCB-44	4.2	
OA22-SD2832-2211FD-11102022	570-117076-156	PCB-44	4.8	3.333333
OA22-SD3236-2211-11102022	570-117076-144	PCB-44	1.9	
OA22-SD3236-2211FD-11102022	570-117076-157	PCB-44	8.2	31.18812
OA16-SD0002-2211-11102022	570-117076-51	PCB-49	6.7	

#sys_sample_code	lab_sample_id	chemical	result_	RPD
OA16-SD0002-2211FD-11102022	570-117076-66	PCB-49	12	14.17112
OA16-SD0204-2211-11102022	570-117076-52	PCB-49	8.8	
OA16-SD0204-2211FD-11102022	570-117076-67	PCB-49	13	9.633028
OA16-SD0406-2211-11102022	570-117076-53	PCB-49	7.4	
OA16-SD0406-2211FD-11102022	570-117076-68	PCB-49	18	20.86614
OA16-SD0608-2211-11102022	570-117076-54	PCB-49	16	
OA16-SD0608-2211FD-11102022	570-117076-69	PCB-49	25	10.97561
OA16-SD0812-2211-11102022	570-117076-55	PCB-49	38	
OA16-SD0812-2211FD-11102022	570-117076-70	PCB-49	17	-19.0909
OA16-SD1216-2211-11102022	570-117076-56	PCB-49	19	
OA16-SD1216-2211FD-11102022	570-117076-71	PCB-49	13	-9.375
OA16-SD1620-2211-11102022	570-117076-57	PCB-49	8.2	
OA16-SD1620-2211FD-11102022	570-117076-72	PCB-49	2.7	-25.2294
OA16-SD2024-2211-11102022	570-117076-58	PCB-49	5.9	
OA16-SD2024-2211FD-11102022	570-117076-73	PCB-49	3.2	-14.8352
OA16-SD2428-2211-11102022	570-117076-59	PCB-49	1.9	
OA16-SD2428-2211FD-11102022	570-117076-74	PCB-49	1.2	-11.2903
OA16-SD2832-2211-11102022	570-117076-60	PCB-49	2.0	
OA16-SD2832-2211FD-11102022	570-117076-75	PCB-49	<DL	200
OA16-SD3236-2211-11102022	570-117076-61	PCB-49	6.1	
OA16-SD3236-2211FD-11102022	570-117076-76	PCB-49	2.3	-22.619
OA16-SD3640-2211-11102022	570-117076-62	PCB-49	0.63	
OA16-SD3640-2211FD-11102022	570-117076-77	PCB-49	<DL	200
OA22-SD0002-2211-11102022	570-117076-134	PCB-49	<DL	
OA22-SD0002-2211FD-11102022	570-117076-147	PCB-49	2.3	200
OA22-SD0204-2211-11102022	570-117076-135	PCB-49	5.1	
OA22-SD0204-2211FD-11102022	570-117076-148	PCB-49	2.3	-18.9189
OA22-SD0406-2211-11102022	570-117076-136	PCB-49	<DL	
OA22-SD0406-2211FD-11102022	570-117076-149	PCB-49	2.7	200
OA22-SD0608-2211-11102022	570-117076-137	PCB-49	5.0	
OA22-SD0608-2211FD-11102022	570-117076-150	PCB-49	3.0	-12.5
OA22-SD0812-2211-11102022	570-117076-138	PCB-49	<DL	
OA22-SD0812-2211FD-11102022	570-117076-151	PCB-49	4.9	200
OA22-SD1216-2211-11102022	570-117076-139	PCB-49	21	
OA22-SD1216-2211FD-11102022	570-117076-152	PCB-49	6.1	-27.4908
OA22-SD1620-2211-11102022	570-117076-140	PCB-49	38	
OA22-SD1620-2211FD-11102022	570-117076-153	PCB-49	5.6	-37.156
OA22-SD2024-2211-11102022	570-117076-141	PCB-49	5.7	
OA22-SD2024-2211FD-11102022	570-117076-154	PCB-49	6.3	2.5
OA22-SD2428-2211-11102022	570-117076-142	PCB-49	1.5	
OA22-SD2428-2211FD-11102022	570-117076-155	PCB-49	2.3	10.52632
OA22-SD2832-2211-11102022	570-117076-143	PCB-49	2.9	
OA22-SD2832-2211FD-11102022	570-117076-156	PCB-49	3.4	3.968254
OA22-SD3236-2211-11102022	570-117076-144	PCB-49	0.76	
OA22-SD3236-2211FD-11102022	570-117076-157	PCB-49	5.0	36.80556

#sys_sample_code	lab_sample_id	chemical	result_	RPD
OA16-SD0002-2211-11102022	570-117076-51	PCB-5/8	1.1	
OA16-SD0002-2211FD-11102022	570-117076-66	PCB-5/8	1.5	7.692308
OA16-SD0204-2211-11102022	570-117076-52	PCB-5/8	1.8	
OA16-SD0204-2211FD-11102022	570-117076-67	PCB-5/8	2.7	10
OA16-SD0406-2211-11102022	570-117076-53	PCB-5/8	1.5	
OA16-SD0406-2211FD-11102022	570-117076-68	PCB-5/8	2.6	13.41463
OA16-SD0608-2211-11102022	570-117076-54	PCB-5/8	3.0	
OA16-SD0608-2211FD-11102022	570-117076-69	PCB-5/8	4.6	10.52632
OA16-SD0812-2211-11102022	570-117076-55	PCB-5/8	5.3	
OA16-SD0812-2211FD-11102022	570-117076-70	PCB-5/8	3.0	-13.8554
OA16-SD1216-2211-11102022	570-117076-56	PCB-5/8	4.2	
OA16-SD1216-2211FD-11102022	570-117076-71	PCB-5/8	3.5	-4.54545
OA16-SD1620-2211-11102022	570-117076-57	PCB-5/8	3.0	
OA16-SD1620-2211FD-11102022	570-117076-72	PCB-5/8	1.6	-15.2174
OA16-SD2024-2211-11102022	570-117076-58	PCB-5/8	1.8	
OA16-SD2024-2211FD-11102022	570-117076-73	PCB-5/8	1.1	-12.069
OA16-SD2428-2211-11102022	570-117076-59	PCB-5/8	0.77	
OA16-SD2428-2211FD-11102022	570-117076-74	PCB-5/8	0.56	-7.89474
OA16-SD2832-2211-11102022	570-117076-60	PCB-5/8	0.80	
OA16-SD2832-2211FD-11102022	570-117076-75	PCB-5/8	<DL	200
OA16-SD3236-2211-11102022	570-117076-61	PCB-5/8	0.93	
OA16-SD3236-2211FD-11102022	570-117076-76	PCB-5/8	0.58	-11.5894
OA22-SD0204-2211-11102022	570-117076-135	PCB-5/8	<DL	
OA22-SD0204-2211FD-11102022	570-117076-148	PCB-5/8	0.89	200
OA22-SD0812-2211-11102022	570-117076-138	PCB-5/8	4.1	
OA22-SD0812-2211FD-11102022	570-117076-151	PCB-5/8	<DL	200
OA22-SD2428-2211-11102022	570-117076-142	PCB-5/8	<DL	
OA22-SD2428-2211FD-11102022	570-117076-155	PCB-5/8	1.8	200
OA22-SD2832-2211-11102022	570-117076-143	PCB-5/8	1.6	
OA22-SD2832-2211FD-11102022	570-117076-156	PCB-5/8	1.8	2.941176
OA22-SD3236-2211-11102022	570-117076-144	PCB-5/8	0.27	
OA22-SD3236-2211FD-11102022	570-117076-157	PCB-5/8	2.6	40.59233
OA16-SD0002-2211-11102022	570-117076-51	PCB-52	13	
OA16-SD0002-2211FD-11102022	570-117076-66	PCB-52	19	9.375
OA16-SD0204-2211-11102022	570-117076-52	PCB-52	15	
OA16-SD0204-2211FD-11102022	570-117076-67	PCB-52	23	10.52632
OA16-SD0406-2211-11102022	570-117076-53	PCB-52	15	
OA16-SD0406-2211FD-11102022	570-117076-68	PCB-52	23	10.52632
OA16-SD0608-2211-11102022	570-117076-54	PCB-52	30	
OA16-SD0608-2211FD-11102022	570-117076-69	PCB-52	45	10
OA16-SD0812-2211-11102022	570-117076-55	PCB-52	58	
OA16-SD0812-2211FD-11102022	570-117076-70	PCB-52	30	-15.9091
OA16-SD1216-2211-11102022	570-117076-56	PCB-52	42	
OA16-SD1216-2211FD-11102022	570-117076-71	PCB-52	26	-11.7647
OA16-SD1620-2211-11102022	570-117076-57	PCB-52	14	

#sys_sample_code	lab_sample_id	chemical	result_	RPD
OA16-SD1620-2211FD-11102022	570-117076-72	PCB-52	4.7	-24.8663
OA16-SD2024-2211-11102022	570-117076-58	PCB-52	8.6	
OA16-SD2024-2211FD-11102022	570-117076-73	PCB-52	5.9	-9.31034
OA16-SD2428-2211-11102022	570-117076-59	PCB-52	4.2	
OA16-SD2428-2211FD-11102022	570-117076-74	PCB-52	2.2	-15.625
OA16-SD2832-2211-11102022	570-117076-60	PCB-52	4.1	
OA16-SD2832-2211FD-11102022	570-117076-75	PCB-52	0.39	-41.314
OA16-SD3236-2211-11102022	570-117076-61	PCB-52	8.1	
OA16-SD3236-2211FD-11102022	570-117076-76	PCB-52	2.5	-26.4151
OA16-SD3640-2211-11102022	570-117076-62	PCB-52	0.95	
OA16-SD3640-2211FD-11102022	570-117076-77	PCB-52	<DL	200
OA22-SD0002-2211-11102022	570-117076-134	PCB-52	4.1	
OA22-SD0002-2211FD-11102022	570-117076-147	PCB-52	3.9	-1.25
OA22-SD0204-2211-11102022	570-117076-135	PCB-52	12	
OA22-SD0204-2211FD-11102022	570-117076-148	PCB-52	4.0	-25
OA22-SD0406-2211-11102022	570-117076-136	PCB-52	6.5	
OA22-SD0406-2211FD-11102022	570-117076-149	PCB-52	5.2	-5.55556
OA22-SD0608-2211-11102022	570-117076-137	PCB-52	6.5	
OA22-SD0608-2211FD-11102022	570-117076-150	PCB-52	4.8	-7.52212
OA22-SD0812-2211-11102022	570-117076-138	PCB-52	9.6	
OA22-SD0812-2211FD-11102022	570-117076-151	PCB-52	7.8	-5.17241
OA22-SD1216-2211-11102022	570-117076-139	PCB-52	34	
OA22-SD1216-2211FD-11102022	570-117076-152	PCB-52	9.2	-28.7037
OA22-SD1620-2211-11102022	570-117076-140	PCB-52	62	
OA22-SD1620-2211FD-11102022	570-117076-153	PCB-52	10	-36.1111
OA22-SD2024-2211-11102022	570-117076-141	PCB-52	7.5	
OA22-SD2024-2211FD-11102022	570-117076-154	PCB-52	11	9.459459
OA22-SD2428-2211-11102022	570-117076-142	PCB-52	3.4	
OA22-SD2428-2211FD-11102022	570-117076-155	PCB-52	3.7	2.112676
OA22-SD2832-2211-11102022	570-117076-143	PCB-52	5.4	
OA22-SD2832-2211FD-11102022	570-117076-156	PCB-52	5.6	0.909091
OA22-SD3236-2211-11102022	570-117076-144	PCB-52	1.3	
OA22-SD3236-2211FD-11102022	570-117076-157	PCB-52	8.9	37.2549
OA16-SD0002-2211-11102022	570-117076-51	PCB-66	18	
OA16-SD0002-2211FD-11102022	570-117076-66	PCB-66	19	1.351351
OA16-SD0204-2211-11102022	570-117076-52	PCB-66	22	
OA16-SD0204-2211FD-11102022	570-117076-67	PCB-66	26	4.166667
OA16-SD0406-2211-11102022	570-117076-53	PCB-66	17	
OA16-SD0406-2211FD-11102022	570-117076-68	PCB-66	25	9.52381
OA16-SD0608-2211-11102022	570-117076-54	PCB-66	41	
OA16-SD0608-2211FD-11102022	570-117076-69	PCB-66	48	3.932584
OA16-SD0812-2211-11102022	570-117076-55	PCB-66	87	
OA16-SD0812-2211FD-11102022	570-117076-70	PCB-66	29	-25
OA16-SD1216-2211-11102022	570-117076-56	PCB-66	51	
OA16-SD1216-2211FD-11102022	570-117076-71	PCB-66	21	-20.8333

#sys_sample_code	lab_sample_id	chemical	result_	RPD
OA16-SD1620-2211-11102022	570-117076-57	PCB-66	16	
OA16-SD1620-2211FD-11102022	570-117076-72	PCB-66	3.7	-31.2183
OA16-SD2024-2211-11102022	570-117076-58	PCB-66	10	
OA16-SD2024-2211FD-11102022	570-117076-73	PCB-66	5.5	-14.5161
OA16-SD2428-2211-11102022	570-117076-59	PCB-66	4.5	
OA16-SD2428-2211FD-11102022	570-117076-74	PCB-66	2.6	-13.3803
OA16-SD2832-2211-11102022	570-117076-60	PCB-66	5.0	
OA16-SD2832-2211FD-11102022	570-117076-75	PCB-66	<DL	200
OA16-SD3236-2211-11102022	570-117076-61	PCB-66	8.7	
OA16-SD3236-2211FD-11102022	570-117076-76	PCB-66	4.7	-14.9254
OA16-SD3640-2211-11102022	570-117076-62	PCB-66	1.4	
OA16-SD3640-2211FD-11102022	570-117076-77	PCB-66	<DL	200
OA22-SD0002-2211-11102022	570-117076-134	PCB-66	7.2	
OA22-SD0002-2211FD-11102022	570-117076-147	PCB-66	5.7	-5.81395
OA22-SD0204-2211-11102022	570-117076-135	PCB-66	12	
OA22-SD0204-2211FD-11102022	570-117076-148	PCB-66	6.1	-16.2983
OA22-SD0406-2211-11102022	570-117076-136	PCB-66	11	
OA22-SD0406-2211FD-11102022	570-117076-149	PCB-66	7.7	-8.82353
OA22-SD0608-2211-11102022	570-117076-137	PCB-66	11	
OA22-SD0608-2211FD-11102022	570-117076-150	PCB-66	6.2	-13.9535
OA22-SD0812-2211-11102022	570-117076-138	PCB-66	16	
OA22-SD0812-2211FD-11102022	570-117076-151	PCB-66	11	-9.25926
OA22-SD1216-2211-11102022	570-117076-139	PCB-66	53	
OA22-SD1216-2211FD-11102022	570-117076-152	PCB-66	15	-27.9412
OA22-SD1620-2211-11102022	570-117076-140	PCB-66	77	
OA22-SD1620-2211FD-11102022	570-117076-153	PCB-66	13	-35.5556
OA22-SD2024-2211-11102022	570-117076-141	PCB-66	9.4	
OA22-SD2024-2211FD-11102022	570-117076-154	PCB-66	14	9.82906
OA22-SD2428-2211-11102022	570-117076-142	PCB-66	4.9	
OA22-SD2428-2211FD-11102022	570-117076-155	PCB-66	4.4	-2.68817
OA22-SD2832-2211-11102022	570-117076-143	PCB-66	6.8	
OA22-SD2832-2211FD-11102022	570-117076-156	PCB-66	6.9	0.364964
OA22-SD3236-2211-11102022	570-117076-144	PCB-66	2.1	
OA22-SD3236-2211FD-11102022	570-117076-157	PCB-66	12	35.10638
OA16-SD0002-2211-11102022	570-117076-51	PCB-70	16	
OA16-SD0002-2211FD-11102022	570-117076-66	PCB-70	18	2.941176
OA16-SD0204-2211-11102022	570-117076-52	PCB-70	18	
OA16-SD0204-2211FD-11102022	570-117076-67	PCB-70	23	6.097561
OA16-SD0406-2211-11102022	570-117076-53	PCB-70	17	
OA16-SD0406-2211FD-11102022	570-117076-68	PCB-70	21	5.263158
OA16-SD0608-2211-11102022	570-117076-54	PCB-70	48	
OA16-SD0608-2211FD-11102022	570-117076-69	PCB-70	44	-2.17391
OA16-SD0812-2211-11102022	570-117076-55	PCB-70	90	
OA16-SD0812-2211FD-11102022	570-117076-70	PCB-70	28	-26.2712
OA16-SD1216-2211-11102022	570-117076-56	PCB-70	46	

#sys_sample_code	lab_sample_id	chemical	result_	RPD
OA16-SD1216-2211FD-11102022	570-117076-71	PCB-70	20	-19.697
OA16-SD1620-2211-11102022	570-117076-57	PCB-70	15	
OA16-SD1620-2211FD-11102022	570-117076-72	PCB-70	3.0	-33.3333
OA16-SD2024-2211-11102022	570-117076-58	PCB-70	7.5	
OA16-SD2024-2211FD-11102022	570-117076-73	PCB-70	4.7	-11.4754
OA16-SD2428-2211-11102022	570-117076-59	PCB-70	4.3	
OA16-SD2428-2211FD-11102022	570-117076-74	PCB-70	2.4	-14.1791
OA16-SD2832-2211-11102022	570-117076-60	PCB-70	3.9	
OA16-SD2832-2211FD-11102022	570-117076-75	PCB-70	<DL	200
OA16-SD3236-2211-11102022	570-117076-61	PCB-70	7.1	
OA16-SD3236-2211FD-11102022	570-117076-76	PCB-70	2.7	-22.449
OA16-SD3640-2211-11102022	570-117076-62	PCB-70	1.2	
OA16-SD3640-2211FD-11102022	570-117076-77	PCB-70	<DL	200
OA22-SD0002-2211-11102022	570-117076-134	PCB-70	5.1	
OA22-SD0002-2211FD-11102022	570-117076-147	PCB-70	4.6	-2.57732
OA22-SD0204-2211-11102022	570-117076-135	PCB-70	9.6	
OA22-SD0204-2211FD-11102022	570-117076-148	PCB-70	4.5	-18.0851
OA22-SD0406-2211-11102022	570-117076-136	PCB-70	7.0	
OA22-SD0406-2211FD-11102022	570-117076-149	PCB-70	5.9	-4.26357
OA22-SD0608-2211-11102022	570-117076-137	PCB-70	6.5	
OA22-SD0608-2211FD-11102022	570-117076-150	PCB-70	5.7	-3.27869
OA22-SD0812-2211-11102022	570-117076-138	PCB-70	10	
OA22-SD0812-2211FD-11102022	570-117076-151	PCB-70	8.9	-2.91005
OA22-SD1216-2211-11102022	570-117076-139	PCB-70	33	
OA22-SD1216-2211FD-11102022	570-117076-152	PCB-70	12	-23.3333
OA22-SD1620-2211-11102022	570-117076-140	PCB-70	72	
OA22-SD1620-2211FD-11102022	570-117076-153	PCB-70	11	-36.747
OA22-SD2024-2211-11102022	570-117076-141	PCB-70	6.8	
OA22-SD2024-2211FD-11102022	570-117076-154	PCB-70	12	13.82979
OA22-SD2428-2211-11102022	570-117076-142	PCB-70	3.3	
OA22-SD2428-2211FD-11102022	570-117076-155	PCB-70	3.6	2.173913
OA22-SD2832-2211-11102022	570-117076-143	PCB-70	5.2	
OA22-SD2832-2211FD-11102022	570-117076-156	PCB-70	5.6	1.851852
OA22-SD3236-2211-11102022	570-117076-144	PCB-70	1.6	
OA22-SD3236-2211FD-11102022	570-117076-157	PCB-70	8.6	34.31373
OA16-SD0002-2211-11102022	570-117076-51	PCB-74	9.0	
OA16-SD0002-2211FD-11102022	570-117076-66	PCB-74	9.5	1.351351
OA16-SD0204-2211-11102022	570-117076-52	PCB-74	9.8	
OA16-SD0204-2211FD-11102022	570-117076-67	PCB-74	17	13.43284
OA16-SD0406-2211-11102022	570-117076-53	PCB-74	8.0	
OA16-SD0406-2211FD-11102022	570-117076-68	PCB-74	12	10
OA16-SD0608-2211-11102022	570-117076-54	PCB-74	19	
OA16-SD0608-2211FD-11102022	570-117076-69	PCB-74	24	5.813953
OA16-SD0812-2211-11102022	570-117076-55	PCB-74	42	
OA16-SD0812-2211FD-11102022	570-117076-70	PCB-74	13	-26.3636

#sys_sample_code	lab_sample_id	chemical	result_	RPD
OA16-SD1216-2211-11102022	570-117076-56	PCB-74	25	
OA16-SD1216-2211FD-11102022	570-117076-71	PCB-74	11	-19.4444
OA16-SD1620-2211-11102022	570-117076-57	PCB-74	8.3	
OA16-SD1620-2211FD-11102022	570-117076-72	PCB-74	2.4	-27.5701
OA16-SD2024-2211-11102022	570-117076-58	PCB-74	4.2	
OA16-SD2024-2211FD-11102022	570-117076-73	PCB-74	2.5	-12.6866
OA16-SD2428-2211-11102022	570-117076-59	PCB-74	2.1	
OA16-SD2428-2211FD-11102022	570-117076-74	PCB-74	1.1	-15.625
OA16-SD2832-2211-11102022	570-117076-60	PCB-74	2.3	
OA16-SD2832-2211FD-11102022	570-117076-75	PCB-74	<DL	200
OA16-SD3236-2211-11102022	570-117076-61	PCB-74	3.1	
OA16-SD3236-2211FD-11102022	570-117076-76	PCB-74	1.8	-13.2653
OA16-SD3640-2211-11102022	570-117076-62	PCB-74	0.52	
OA16-SD3640-2211FD-11102022	570-117076-77	PCB-74	<DL	200
OA22-SD0002-2211-11102022	570-117076-134	PCB-74	3.9	
OA22-SD0002-2211FD-11102022	570-117076-147	PCB-74	2.7	-9.09091
OA22-SD0204-2211-11102022	570-117076-135	PCB-74	5.9	
OA22-SD0204-2211FD-11102022	570-117076-148	PCB-74	1.9	-25.641
OA22-SD0406-2211-11102022	570-117076-136	PCB-74	5.4	
OA22-SD0406-2211FD-11102022	570-117076-149	PCB-74	3.1	-13.5294
OA22-SD0608-2211-11102022	570-117076-137	PCB-74	4.5	
OA22-SD0608-2211FD-11102022	570-117076-150	PCB-74	2.7	-12.5
OA22-SD0812-2211-11102022	570-117076-138	PCB-74	8.6	
OA22-SD0812-2211FD-11102022	570-117076-151	PCB-74	5.7	-10.1399
OA22-SD1216-2211-11102022	570-117076-139	PCB-74	19	
OA22-SD1216-2211FD-11102022	570-117076-152	PCB-74	6.0	-26
OA22-SD1620-2211-11102022	570-117076-140	PCB-74	36	
OA22-SD1620-2211FD-11102022	570-117076-153	PCB-74	5.8	-36.1244
OA22-SD2024-2211-11102022	570-117076-141	PCB-74	4.6	
OA22-SD2024-2211FD-11102022	570-117076-154	PCB-74	5.1	2.57732
OA22-SD2428-2211-11102022	570-117076-142	PCB-74	1.7	
OA22-SD2428-2211FD-11102022	570-117076-155	PCB-74	2.1	5.263158
OA22-SD2832-2211-11102022	570-117076-143	PCB-74	3.2	
OA22-SD2832-2211FD-11102022	570-117076-156	PCB-74	2.8	-3.33333
OA22-SD3236-2211-11102022	570-117076-144	PCB-74	0.84	
OA22-SD3236-2211FD-11102022	570-117076-157	PCB-74	5.1	35.85859
OA16-SD0002-2211-11102022	570-117076-51	PCB-77	2.4	
OA16-SD0002-2211FD-11102022	570-117076-66	PCB-77	1.9	-5.81395
OA16-SD0204-2211-11102022	570-117076-52	PCB-77	<DL	
OA16-SD0204-2211FD-11102022	570-117076-67	PCB-77	4.6	200
OA16-SD0406-2211-11102022	570-117076-53	PCB-77	3.1	
OA16-SD0406-2211FD-11102022	570-117076-68	PCB-77	2.1	-9.61538
OA16-SD0608-2211-11102022	570-117076-54	PCB-77	6.8	
OA16-SD0608-2211FD-11102022	570-117076-69	PCB-77	4.7	-9.13043
OA16-SD0812-2211-11102022	570-117076-55	PCB-77	<DL	

#sys_sample_code	lab_sample_id	chemical	result_	RPD
OA16-SD0812-2211FD-11102022	570-117076-70	PCB-77	3.7	200
OA16-SD1216-2211-11102022	570-117076-56	PCB-77	8.7	
OA16-SD1216-2211FD-11102022	570-117076-71	PCB-77	2.8	-25.6522
OA22-SD0002-2211-11102022	570-117076-134	PCB-77	<DL	
OA22-SD0002-2211FD-11102022	570-117076-147	PCB-77	1.0	200
OA22-SD0204-2211-11102022	570-117076-135	PCB-77	<DL	
OA22-SD0204-2211FD-11102022	570-117076-148	PCB-77	1.0	200
OA22-SD0406-2211-11102022	570-117076-136	PCB-77	<DL	
OA22-SD0406-2211FD-11102022	570-117076-149	PCB-77	1.3	200
OA22-SD0812-2211-11102022	570-117076-138	PCB-77	<DL	
OA22-SD0812-2211FD-11102022	570-117076-151	PCB-77	2.2	200
OA22-SD2024-2211-11102022	570-117076-141	PCB-77	<DL	
OA22-SD2024-2211FD-11102022	570-117076-154	PCB-77	2.6	200
OA22-SD2428-2211-11102022	570-117076-142	PCB-77	0.79	
OA22-SD2428-2211FD-11102022	570-117076-155	PCB-77	<DL	200
OA22-SD2832-2211-11102022	570-117076-143	PCB-77	1.1	
OA22-SD2832-2211FD-11102022	570-117076-156	PCB-77	<DL	200
OA16-SD0002-2211-11102022	570-117076-51	PCB-87	7.7	
OA16-SD0002-2211FD-11102022	570-117076-66	PCB-87	12	10.91371
OA16-SD0204-2211-11102022	570-117076-52	PCB-87	14	
OA16-SD0204-2211FD-11102022	570-117076-67	PCB-87	11	-6
OA16-SD0406-2211-11102022	570-117076-53	PCB-87	12	
OA16-SD0406-2211FD-11102022	570-117076-68	PCB-87	17	8.62069
OA16-SD0608-2211-11102022	570-117076-54	PCB-87	25	
OA16-SD0608-2211FD-11102022	570-117076-69	PCB-87	40	11.53846
OA16-SD0812-2211-11102022	570-117076-55	PCB-87	66	
OA16-SD0812-2211FD-11102022	570-117076-70	PCB-87	31	-18.0412
OA16-SD1216-2211-11102022	570-117076-56	PCB-87	23	
OA16-SD1216-2211FD-11102022	570-117076-71	PCB-87	22	-1.11111
OA16-SD1620-2211-11102022	570-117076-57	PCB-87	18	
OA16-SD1620-2211FD-11102022	570-117076-72	PCB-87	2.0	-40
OA16-SD2024-2211-11102022	570-117076-58	PCB-87	6.6	
OA16-SD2024-2211FD-11102022	570-117076-73	PCB-87	3.0	-18.75
OA16-SD2428-2211-11102022	570-117076-59	PCB-87	3.0	
OA16-SD2428-2211FD-11102022	570-117076-74	PCB-87	1.5	-16.6667
OA16-SD2832-2211-11102022	570-117076-60	PCB-87	2.3	
OA16-SD2832-2211FD-11102022	570-117076-75	PCB-87	<DL	200
OA16-SD3236-2211-11102022	570-117076-61	PCB-87	4.6	
OA16-SD3236-2211FD-11102022	570-117076-76	PCB-87	1.7	-23.0159
OA16-SD3640-2211-11102022	570-117076-62	PCB-87	0.95	
OA16-SD3640-2211FD-11102022	570-117076-77	PCB-87	<DL	200
OA22-SD0002-2211-11102022	570-117076-134	PCB-87	3.8	
OA22-SD0002-2211FD-11102022	570-117076-147	PCB-87	3.0	-5.88235
OA22-SD0204-2211-11102022	570-117076-135	PCB-87	7.8	
OA22-SD0204-2211FD-11102022	570-117076-148	PCB-87	3.2	-20.9091

#sys_sample_code	lab_sample_id	chemical	result_	RPD
OA22-SD0406-2211-11102022	570-117076-136	PCB-87	3.8	
OA22-SD0406-2211FD-11102022	570-117076-149	PCB-87	3.7	-0.66667
OA22-SD0608-2211-11102022	570-117076-137	PCB-87	<DL	
OA22-SD0608-2211FD-11102022	570-117076-150	PCB-87	3.2	200
OA22-SD0812-2211-11102022	570-117076-138	PCB-87	<DL	
OA22-SD0812-2211FD-11102022	570-117076-151	PCB-87	6.9	200
OA22-SD1216-2211-11102022	570-117076-139	PCB-87	20	
OA22-SD1216-2211FD-11102022	570-117076-152	PCB-87	9.5	-17.7966
OA22-SD1620-2211-11102022	570-117076-140	PCB-87	38	
OA22-SD1620-2211FD-11102022	570-117076-153	PCB-87	8.4	-31.8966
OA22-SD2024-2211-11102022	570-117076-141	PCB-87	4.2	
OA22-SD2024-2211FD-11102022	570-117076-154	PCB-87	7.9	15.28926
OA22-SD2428-2211-11102022	570-117076-142	PCB-87	2.0	
OA22-SD2428-2211FD-11102022	570-117076-155	PCB-87	1.9	-1.28205
OA22-SD2832-2211-11102022	570-117076-143	PCB-87	3.3	
OA22-SD2832-2211FD-11102022	570-117076-156	PCB-87	3.6	2.173913
OA22-SD3236-2211-11102022	570-117076-144	PCB-87	0.78	
OA22-SD3236-2211FD-11102022	570-117076-157	PCB-87	6.4	39.13649
OA16-SD0002-2211-11102022	570-117076-51	PCB-99	11	
OA16-SD0002-2211FD-11102022	570-117076-66	PCB-99	12	2.173913
OA16-SD0204-2211-11102022	570-117076-52	PCB-99	13	
OA16-SD0204-2211FD-11102022	570-117076-67	PCB-99	17	6.666667
OA16-SD0406-2211-11102022	570-117076-53	PCB-99	10	
OA16-SD0406-2211FD-11102022	570-117076-68	PCB-99	14	8.333333
OA16-SD0608-2211-11102022	570-117076-54	PCB-99	24	
OA16-SD0608-2211FD-11102022	570-117076-69	PCB-99	25	1.020408
OA16-SD0812-2211-11102022	570-117076-55	PCB-99	46	
OA16-SD0812-2211FD-11102022	570-117076-70	PCB-99	15	-25.4098
OA16-SD1216-2211-11102022	570-117076-56	PCB-99	35	
OA16-SD1216-2211FD-11102022	570-117076-71	PCB-99	13	-22.9167
OA16-SD1620-2211-11102022	570-117076-57	PCB-99	17	
OA16-SD1620-2211FD-11102022	570-117076-72	PCB-99	3.1	-34.5771
OA16-SD2024-2211-11102022	570-117076-58	PCB-99	6.4	
OA16-SD2024-2211FD-11102022	570-117076-73	PCB-99	6.4	0
OA16-SD2428-2211-11102022	570-117076-59	PCB-99	3.6	
OA16-SD2428-2211FD-11102022	570-117076-74	PCB-99	2.2	-12.069
OA16-SD2832-2211-11102022	570-117076-60	PCB-99	3.7	
OA16-SD2832-2211FD-11102022	570-117076-75	PCB-99	<DL	200
OA16-SD3236-2211-11102022	570-117076-61	PCB-99	5.2	
OA16-SD3236-2211FD-11102022	570-117076-76	PCB-99	3.0	-13.4146
OA16-SD3640-2211-11102022	570-117076-62	PCB-99	1.3	
OA16-SD3640-2211FD-11102022	570-117076-77	PCB-99	<DL	200
OA22-SD0002-2211-11102022	570-117076-134	PCB-99	<DL	
OA22-SD0002-2211FD-11102022	570-117076-147	PCB-99	3.8	200
OA22-SD0204-2211-11102022	570-117076-135	PCB-99	<DL	

#sys_sample_code	lab_sample_id	chemical	result_	RPD
OA22-SD0204-2211FD-11102022	570-117076-148	PCB-99	3.8	200
OA22-SD0406-2211-11102022	570-117076-136	PCB-99	<DL	
OA22-SD0406-2211FD-11102022	570-117076-149	PCB-99	4.4	200
OA22-SD0608-2211-11102022	570-117076-137	PCB-99	<DL	
OA22-SD0608-2211FD-11102022	570-117076-150	PCB-99	5.1	200
OA22-SD0812-2211-11102022	570-117076-138	PCB-99	<DL	
OA22-SD0812-2211FD-11102022	570-117076-151	PCB-99	7.0	200
OA22-SD1216-2211-11102022	570-117076-139	PCB-99	<DL	
OA22-SD1216-2211FD-11102022	570-117076-152	PCB-99	8.8	200
OA22-SD1620-2211-11102022	570-117076-140	PCB-99	<DL	
OA22-SD1620-2211FD-11102022	570-117076-153	PCB-99	8.9	200
OA22-SD2024-2211-11102022	570-117076-141	PCB-99	<DL	
OA22-SD2024-2211FD-11102022	570-117076-154	PCB-99	8.0	200
OA22-SD2428-2211-11102022	570-117076-142	PCB-99	2.4	
OA22-SD2428-2211FD-11102022	570-117076-155	PCB-99	2.8	3.846154
OA22-SD2832-2211-11102022	570-117076-143	PCB-99	3.9	
OA22-SD2832-2211FD-11102022	570-117076-156	PCB-99	4.0	0.632911
OA22-SD3236-2211-11102022	570-117076-144	PCB-99	1.2	
OA22-SD3236-2211FD-11102022	570-117076-157	PCB-99	6.4	34.21053

Appendix A

Level 4 Data Calculations

Data Validation calculations for
PALOS VERDES SHELF, MONTROSE CHEMICAL CORPORATION SUPERFUND SITE OU-5, REMEDIAL ACTION – MONITORED NATURAL RECOVERY COMPONENT
Jacobs Engineering Group, Inc.
68HE0318D0004, Task Order Number 68HE0921F0026
Performed by E-Lab Consultants
Eurofins/Calscience Environmental Testing SDG 570-117076-1

ICAL PCB 18-PHN

IC 570-288989-1		Inst; GCMSEEE		Ana batch	288989	RRF	
Amount (units pg)	Response	ISTD Amt (pg units)	ISTD Resp	Rel. Resp.			Lab Reported Source Page 8036
2.0	113.0	5000.0	738016.0	0.77		0.38278303	0.3828
10.0	449.0	5000.0	614861.0	3.65		0.36512317	0.3651
50.0	2095.0	5000.0	661220.0	15.84		0.31683857	0.3168
500.0	24118.0	5000.0	666384.0	180.96		0.36192346	0.3619
1000.0	46048.0	5000.0	645182.0	356.86		0.35686054	0.3569
2000.0	78513.0	5000.0	571211.0	687.25		0.34362521	0.3436
					AVG	0.35452566	0.3545
					COEF	0.99976397	
					RSD	6.31994039	6.3
(STDEV(G10:G14)/AVERAGE(G10:G14))*100							

$$RF = \frac{(A1_x + A2_x)C_{is}}{(A1_{is} + A2_{is})C_x}$$

where:
$A1_x$ and $A2_x$ = The measured areas at the primary and secondary m/z's for the PCB
$A1_{is}$ and $A2_{is}$ = The measured areas at the primary and secondary m/z's for the internal standard
C_{is} = The concentration of the internal standard (Table 5)
C_x = The concentration of the compound in the calibration standard (Table 5)

Average

$$\overline{RRF} = \sum_{i=1}^{n} \frac{x_i}{n}$$

where: $\overline{RRF}$ = Mean relative response factor.
x_i = RRF of the compound at concentration i.
n = Number of concentration values, in this case 5.

RSD%

$$\%RSD = \frac{SD_{RRF}}{\overline{RRF}} \times 100$$

and

$$SD_{RRF} = \sqrt{\sum_{i=1}^{N} \frac{(RRF_i - \overline{RRF})^2}{N - 1}}$$

where: SD_{RRF} = Standard deviation of initial response factors (per compound).
RRF_i = Relative response factor at a concentration level i.
$\overline{RRF}$ = Mean of initial relative response factors (per compound).

ICV/CCV (form 7) CCV 570-288989

QC type	Analyte	spike recovery (units)	spike amount units	%D	reported by lab	Source page
ICV	PCB 18	505	500	1.0	1	8891
CCV	PCB 18	515	500	3.0	3	10918

LCS Recoveries LCS 570-282853/2-A

Analyte	spike added	LCS recovery	%Recovery	Lab reported	Source Page
PCB--18	50	31.32	62.64	63	402

Surrogate Recoveries

Analyte	sample ID	amount detected	amount injected	DV recovery %	Lab reported	Source Page
2-FBP	OA16-SD0406-2211 (-53)	411.7	1000	41.17	41	4003

%D

$$\%D = \frac{RRF_c - \overline{RRF_i}}{\overline{RRF_i}} \times 100$$

where: RRF_c = RRF of the compound in the continuing calibration standard.
$\overline{RRF_i}$ = Mean RRF of the compound in the most recent initial calibration.

Back Calculation of Data for Validation

Sample Name:	OA13-SD0002-2211	Lab Sample ID: 570-117076-1		ICAL 287990						
Analyte	Response Analyte (Area)	Response Assoc. ISTD	Conc Assoc. ISTD (ug/L)	Analyte RRF (from ICAL)	Spl Mass (g)	Spl % Moisture	Ext Vol (mL)	Dilution Factor	DV Analyte Conc	Lab reported
PCB-118/phn	8390	4972908	5000	0.1581	19.37	41.8	2	1	9.46601	9.5
Source page		1076		10779			1073		Calculated	1073
calculation notation	B40	C40	D40	E40	F40	G40	H40	I40		
calculation	((B40*D40*H40*I40)/(C40*E40*(F40*((100-G40)/100))))/10									

Sample Name:	OA13-SD4852-2211	570-117076-15		ICAL 287990						
Analyte	Response Analyte (Area)	Response Assoc. ISTD	Conc Assoc. ISTD (ug/L)	Analyte RRF (from ICAL)	Spl Mass (g)	Spl % Moisture	Ext Vol (uL)	Dilution Factor	DV Analyte Conc	Lab reported
PCB-52	7565	2977465	5000	0.1732	20.06	32.5	2	1	10.83377	11
Source page		1933		10778			1932		Calculated	1932
calculation notation	B40	C40	D40	E40	F40	G40	H40	I40		

$$C_{ex}\,(ng/mL) = \frac{(A1_x + A2_x)C_{is}}{(A1_{is} + A2_{is})RR}$$

where:
C_{ex} = concentration of the PCB in the extract (ng/mL) and the other terms are as defined in Section 10.5.1

Data Validation calculations for
PALOS VERDES SHELF, MONTROSE CHEMICAL CORPORATION SUPERFUND SITE OU-5, REMEDIAL ACTION – MONITORED NATURAL RECOVERY COMPONENT
Jacobs Engineering Group, Inc.
68HE0318D0004, Task Order Number 68HE0921F0026
Performed by E-Lab Consultants

Sample Name:	OA14-SD0406-2211	570-117076-21		ICAL 287990						
Analyte	Response Analyte (Area)	Response Assoc. ISTD	Conc Assoc. ISTD (ug/L)	Analyte RRF (from ICAL)	Spl Mass (g)	Spl % Moisture	Ext Vol (mL)	Dilution Factor	DV Analyte Conc	Lab reported
PCB-101	7091	3018524	5000	0.1183	20.02	33.8	2	1	14.98325	15
Source page				10778			2204		Calculated	2204
calculation notation	B40	C40	D40	E40	F40	G40	H40	I40		

Sample Name:	OA14-SD3640-2211	570-117076-30		ICAL 287990						
Analyte	Response Analyte (Area)	Response Assoc. ISTD	Conc Assoc. ISTD (ug/L)	Analyte RRF (from ICAL)	Spl Mass (g)	Spl % Moisture	Ext Vol (mL)	Dilution Factor	DV Analyte Conc	Lab reported
PCB 49	7130	3201088	5000	0.1812	20.01	34.8	2	1	9.42191	9.4
Source page		2784		10778			2783		Calculated	2783
calculation notation	B40	C40	D40	E40	F40	G40	H40	I40		

Sample Name:	OA15-SD2832-2211	570-117076-45		ICAL 285945						
Analyte	Response Analyte (Area)	Response Assoc. ISTD	Conc Assoc. ISTD (ug/L)	Analyte RRF (from ICAL)	Spl Mass (g)	Spl % Moisture	Ext Vol (mL)	Dilution Factor	DV Analyte Conc	Lab reported
PCB 28	17137	2285248	5000	0.3980	20.06	33.6	2	1	14.14554	1.4
Source page		3667		10589			3665			3665
calculation notation	B40	C40	D40	E40	F40	G40	H40	I40		

Sample Name:	OA16-SD0204-2211	570-117076-52								
Analyte	Response Analyte (Area)	Response Assoc. ISTD	Conc Assoc. ISTD (ug/L)	Analyte RRF (from ICAL)	Spl Mass (g)	Spl % Moisture	Ext Vol (mL)	Dilution Factor	DV Analyte Conc	Lab reported
PCB-101/phn	2030	682181	5000	0.1269	13.73	37.5	2	1	27.32651	27
Source page		3951		10589						3949
calculation notation	B40	C40	D40	E40	F40	G40	H40	I40		

Sample Name:	OA16-SD0002-2211FD	570-117076-66		ICAL 287990						
Analyte	Response Analyte (Area)	Response Assoc. ISTD	Conc Assoc. ISTD (ug/L)	Analyte RRF (from ICAL)	Spl Mass (g)	Spl % Moisture	Ext Vol (mL)	Dilution Factor	DV Analyte Conc	Lab reported
PCB-110	1800	1017962	5000	0.1551	19.99	44.9	2	2	20.70116	20
Source page		4662		10779			4661			4660
calculation notation	B40	C40	D40	E40	F40	G40	H40	I40		

Sample Name:	OA16-SD2428-2211FD	570-117076-74		ICAL 291989						
Analyte	Response Analyte (Area)	Response Assoc. ISTD	Conc Assoc. ISTD (ug/L)	Analyte RRF (from ICAL)	Spl Mass (g)	Spl % Moisture	Ext Vol (mL)	Dilution Factor	DV Analyte Conc	Lab reported
2,4'-DDE/phn	1379	155875	500	0.5042	20.28	28	2	10	12.01668	12
Source page				14965			13032			13032
calculation notation	B40	C40	D40	E40	F40	G40	H40	I40		

Sample Name:	OA17-SD2832-2211	570-117076-87		ICAL 289444						
Analyte	Response Analyte (Area)	Response Assoc. ISTD	Conc Assoc. ISTD (ug/L)	Analyte RRF (from ICAL)	Spl Mass (g)	Spl % Moisture	Ext Vol (mL)	Dilution Factor	DV Analyte Conc	Lab reported
4,4'-DDD	494	155311	500	0.8333	20.01	28.7	2	50	13.37694	13
Source page		13194		14935			13193			13193
calculation notation	B40	C40	D40	E40	F40	G40	H40	I40		

Data Validation calculations for
PALOS VERDES SHELF, MONTROSE CHEMICAL CORPORATION SUPERFUND SITE OU-5, REMEDIAL ACTION – MONITORED NATURAL RECOVERY COMPONENT
Jacobs Engineering Group, Inc.
68HE0318D0004, Task Order Number 68HE0921F0026
Performed by E-Lab Consultants

Sample Name:	OA18-SD2024-2211	570-117076-97		ICAL 289444						
Analyte	Response Analyte (Area)	Response Assoc. ISTD	Conc Assoc. ISTD (ug/L)	Analyte RRF (from ICAL)	Spl Mass (g)	Spl % Moisture	Ext Vol (mL)	Dilution Factor	DV Analyte Conc	Lab reported
2,4-DDD/cry	571	158561	500	0.8911	20	34.1	2	200	61.32363	61
Source page		13323		14936			13322			13322
calculation notation	B40	C40	D40	E40	F40	G40	H40	I40		

Sample Name:	OA20-SD0812-2211	570-117076-119								
Analyte	Response Analyte (Area)	Response Assoc. ISTD	Conc Assoc. ISTD (ug/L)	Analyte RRF (from ICAL)	Spl Mass (g)	Spl % Moisture	Ext Vol (mL)	Dilution Factor	DV Analyte Conc	
4,4-DDE/cry	4051	142704	500	0.3712	20.13	33.1	2	50	283.93455	280
Source page		13593		14935			13592			13592
calculation notation	B40	C40	D40	E40	F40	G40	H40	I40		

Sample Name:	OA20-SD2024-2211	570-117076-122								
Analyte	Response Analyte (Area)	Response Assoc. ISTD	Conc Assoc. ISTD (ug/L)	Analyte RRF (from ICAL)	Spl Mass (g)	Spl % Moisture	Ext Vol (mL)	Dilution Factor	DV Analyte Conc	Lab reported
4,4-DDE/cry	4643	141732	500	0.3712	20.19	28.5	2	100	611.33666	610
Source page		13628					13627			13627
calculation notation	B40	C40	D40	E40	F40	G40	H40	I40		

Appendix B

Communications

This page left intentionally blank

Appendix C

Qualified Data Table

#sys_sample_code	lab_sample_id	chemical_name	result_value	lab_qualifiers	validator_qualifiers	Reason Code
OA15-SD2024-2211-11102022	570-117076-43	PCB-31	6.3		J	S
OA15-SD2024-2211-11102022	570-117076-43	PCB-28	14		J	S
OA15-SD2024-2211-11102022	570-117076-43	PCB-206	4.5		J	S
OA15-SD2024-2211-11102022	570-117076-43	PCB-194	7.3		J	S
OA15-SD2024-2211-11102022	570-117076-43	PCB-203	5.4		J	S
OA15-SD2024-2211-11102022	570-117076-43	PCB-44	29		J	S
OA15-SD2024-2211-11102022	570-117076-43	PCB-52	27		J	S
OA15-SD2024-2211-11102022	570-117076-43	PCB-5/8	5.0		J	S
OA15-SD2024-2211-11102022	570-117076-43	PCB-66	32		J	S
OA15-SD2024-2211-11102022	570-117076-43	PCB-70	23		J	S
OA15-SD2024-2211-11102022	570-117076-43	PCB-74	17		J	S
OA15-SD2024-2211-11102022	570-117076-43	PCB-87	12		J	S
OA15-SD2024-2211-11102022	570-117076-43	PCB-99	23		J	S
OA15-SD2024-2211-11102022	570-117076-43	PCB-187	11		J	S
OA15-SD2024-2211-11102022	570-117076-43	PCB-49	13		J	S
OA15-SD2024-2211-11102022	570-117076-43	PCB-183	5.0		J	S
OA15-SD2024-2211-11102022	570-117076-43	PCB-18	7.7		J	S
OA15-SD2024-2211-11102022	570-117076-43	PCB 209	5.6		J	S
OA15-SD2024-2211-11102022	570-117076-43	PCB-101	40		J	S
OA15-SD2024-2211-11102022	570-117076-43	PCB-105	24		J	S
OA15-SD2024-2211-11102022	570-117076-43	PCB-110	39		J	S
OA15-SD2024-2211-11102022	570-117076-43	PCB-118	38		J	S
OA15-SD2024-2211-11102022	570-117076-43	PCB-128	8.6		J	S
OA15-SD2024-2211-11102022	570-117076-43	PCB-180	22		J	S
OA15-SD2024-2211-11102022	570-117076-43	PCB-138/158	48		J	S
OA15-SD2024-2211-11102022	570-117076-43	PCB-132/153	54		J	S
OA15-SD2024-2211-11102022	570-117076-43	PCB-170	13		J	S
OA15-SD2024-2211-11102022	570-117076-43	PCB-177	4.8		J	S
OA15-SD2024-2211-11102022	570-117076-43	PCB-156	11		J	S
OA15-SD2024-2211-11102022	570-117076-43	PCB-151	12		J	S
OA15-SD2024-2211-11102022	570-117076-43	PCB-149	41		J	S
OA16-SD0002-2211FD-11102022	570-117076-66	PCB 209	3.0		J	L

#sys_sample_code	lab_sample_id	chemical_name	result_value	lab_qualifiers	validator_qualifiers	Reason Code
OA16-SD0406-2211FD-11102022	570-117076-68	PCB 209	3.8		J	L
OA16-SD0608-2211FD-11102022	570-117076-69	PCB 209	6.0		J	L
OA16-SD0812-2211FD-11102022	570-117076-70	PCB 209	3.0		J	L
OA16-SD1216-2211FD-11102022	570-117076-71	PCB 209	3.6		J	L
OA16-SD1620-2211FD-11102022	570-117076-72	PCB 209		U	UJ	L
OA16-SD2024-2211FD-11102022	570-117076-73	PCB 209		U	UJ	L
OA16-SD2832-2211FD-11102022	570-117076-75	PCB 209		U*+*1	UJ	L
OA16-SD3236-2211-11102022	570-117076-61	PCB 209		U	UJ	L
OA16-SD3236-2211FD-11102022	570-117076-76	PCB 209		U	UJ	L
OA16-SD3640-2211-11102022	570-117076-62	PCB 209		U	UJ	L
OA16-SD4044-2211-11102022	570-117076-63	PCB 209		U	UJ	L
OA16-SD4044-2211-11102022	570-117076-63	PCB-195		U	UJ	L
OA16-SD4448-2211-11102022	570-117076-64	PCB 209		U	UJ	L
OA16-SD4448-2211-11102022	570-117076-64	PCB-195		U	UJ	L
OA16-SD4852-2211-11102022	570-117076-65	PCB 209		U	UJ	L
OA16-SD4852-2211-11102022	570-117076-65	PCB-195		U	UJ	L
OA16-SD0002-2211FD-11102022	570-117076-66	PCB-195		U	UJ	L
OA16-SD0406-2211FD-11102022	570-117076-68	PCB-195		U	UJ	L
OA16-SD0608-2211FD-11102022	570-117076-69	PCB-195		U	UJ	L
OA16-SD0812-2211FD-11102022	570-117076-70	PCB-195		U	UJ	L
OA16-SD1216-2211FD-11102022	570-117076-71	PCB-195		U	UJ	L
OA16-SD1620-2211FD-11102022	570-117076-72	PCB-195		U	UJ	L
OA16-SD2024-2211FD-11102022	570-117076-73	PCB-195		U	UJ	L
OA16-SD2832-2211FD-11102022	570-117076-75	PCB-195		U*1	UJ	L
OA16-SD3236-2211-11102022	570-117076-61	PCB-195		U	UJ	L
OA16-SD3236-2211FD-11102022	570-117076-76	PCB-195		U	UJ	L
OA16-SD3640-2211-11102022	570-117076-62	PCB-195		U	UJ	L

COVER LETTER

August 8, 2023

Ref; Eurofins/Calscience Environmental Testing SDG 570-117243-1
(03/14/2023)

Attn; Jeremy Bishop

Jacobs Engineering Group, Inc.
1100 NE Circle Blvd
Suite 300
Corvallis, Oregon 9733

Enclosed is the data validation reports for PALOS VERDES SHELF, MONTROSE CHEMICAL CORPORATION SUPERFUND SITE OU-5, REMEDIAL ACTION – MONITORED NATURAL RECOVERY COMPONENT

The specific sample identifications are listed in the Sample Identification Table. The data packages were reviewed according to the Final Quality Assurance Plan for Sediment Sampling Program 2022 (Rev 0) and the following guidance documents, as applicable: National Functional Guidelines for Organic Superfund Methods Data Review, National Functional Guidelines for Inorganic Superfund Methods Data Review (01/2020), Laboratory method specific Standard Operating Procedures.

Larry Duty
Data Validation Project Manager

Table of Contents

List of Tables ..... **iii**
List of Appendices ..... **iv**
Acronyms and Abbreviations ..... **v**

1.0 INTRODUCTION **1-1**
2.0 DATA VALIDATION RESULTS **2-1**
2.1 PCBs by SW846-8270C-SIM 2-1
2.1.1 Sample Preservation, Handling, and Transport 2-1
2.1.2 All samples arrived at the laboratory on time, and within preservation requirements. All QC requirements were met as required by the QAPP. Chain of Custody and Holding Times 2-1
2.1.3 Instrument Performance Checks 2-1
2.1.4 Initial Calibrations 2-1
2.1.5 Initial Calibration Verifications 2-1
2.1.6 Continuing Calibrations 2-1
2.1.7 Laboratory Blanks 2-1
2.1.8 Laboratory Control Sample Recovery (Blank Spikes) 2-1
2.1.9 Surrogate Recoveries 2-2
2.1.10 Matrix Spike/Matrix Spike Duplicate Recoveries 2-2
2.1.11 Target Compound Identification 2-2
2.1.12 Compound Quantitation and Reporting Limits 2-2
2.2 Pesticides by SW846-8270C-SIM 2-2
2.2.1 Sample Preservation, Handling, and Transport 2-2
2.2.2 Chain of Custody and Holding Times 2-2
2.2.3 Instrument Performance Checks 2-2
2.2.4 Initial Calibrations 2-2
2.2.5 Initial Calibration Verifications 2-2
2.2.6 Continuing Calibrations 2-3
2.2.7 Laboratory Blanks 2-3
2.2.8 Laboratory Control Sample Recovery (Blank Spikes) 2-3
2.2.9 Surrogate Recoveries 2-3
2.2.10 Matrix Spike/Matrix Spike Duplicate Recoveries 2-3
2.2.11 Target Compound Identification 2-3
2.2.12 Compound Quantitation and Reporting Limits 2-3
2.3 Total Organic Carbon by SW846-9060A 2-4
2.3.1 1.1.1 Blanks 2-4
2.3.2 1.1.2 Laboratory Control Sample Recovery (Blank Spikes) 2-4
2.3.3 1.1.3 Matrix Spike Recoveries 2-4
2.3.4 1.1.4 Compound Quantitation and Reporting Limits 2-4

List of Tables

Table 1-1 Field Sample and Laboratory ID Numbers 1-2
Table 1-2 Data Qualifier References 1-9

Table 1-3 Data Review Qualifier Codes.....1-9

List of Appendices

Appendix A Level 4 Data Calculations
Appendix B Communications
Appendix C Qualified Data Table

Acronyms and Abbreviations

Following is a list of acronyms and abbreviations that may be used in data validation reports.

%D	percent difference	DFTPP	decafluorotriphenylphosphine
%R	percent recovery	DOD	Department Of Defense
µg/L	microgram per liter	DQAR	data quality assessment report
mg/L	milligram per liter	DUP	laboratory duplicate
pg/L	picogram per liter	DVP	data validation procedure
µg/kg	microgram per kilogram	EDB	ethylene dibromide
mg/kg	Milligram per kilogram	EDL	estimated detection limit
ng/kg	nanogram per kilogram	EICP	extracted ion current profile
pg/g	picogram per gram	EPA	Environmental Protection Agency, United States
AA	atomic absorption	EB	equipment blank
ARRF	average relative response factor	FB	field blank
BFB	bromofluorobenzene	GC	gas chromatography
BNA	base/neutral/acid compounds	GC/ECD	gas chromatography/electron capture detector
CCB	continuing calibration blank	GC/ELCD	gas chromatography/electrolytic conductivity detector (Hall detector)
CCC	calibration check compound	GC/FPD	gas chromatography/flame photometric detector
CCV	continuing calibration verification	GC/MS	gas chromatography/mass spectrometry
CF	calibration factor	GC/PID	gas chromatography/photoionization detector
CLP	Contract Laboratory Program	GFAA	graphite furnace atomic absorption
COC	chain of custody record	GPC	gel permeation chromatography
COD	chemical oxygen demand	Hg	mercury
CTO	contract task order	HPLC	high-performance liquid chromatography

CVAA	cold vapor atomic absorption	HRGC/HRMS	high resolution gas chromatography/high resolution mass spectrometry
DBCP	Dibromochloropropane	RF r2	response factor coefficient of determination
DCB	decachlorobiphenyl	RICRF	reconstructed ion chromatogram response factor
4,4'-DDD	4,4'-dichlorodiphenyldichloroethane	RLRIC	reporting limit reconstructed ion chromatogram
4,4'-DDE	4,4'-dichlorodiphenyldichloroethylene	RPDRL	relative percent difference reporting limit
4,4'-DDT	4,4'-dichlorodiphenyltrichloroethane	RRFRPD	relative response factor relative percent difference
ICV	initial calibration verification	RRT RRF	relative retention time relative response factor
IDL	instrument detection limit	RSDRRT	relative standard deviation relative retention time
IR	infrared spectroscopy	RTRSD	retention time relative standard deviation
IRP	installation restoration program	RT	retention time
IS	internal standards	HT	holding time
LCS	laboratory control sample	ICB	initial calibration blank
MBAS	methyl blue active substance	ICP	inductively coupled plasma
MDL	method detection limit	ICS	interference check sample
MS	matrix spike	SDG	sample delivery group
MSA	method of standard addition	SICP	selected ion current profiles
MSD	matrix spike duplicate	s/n	signal to noise ratio
m/z	mass to charge ratio	SOP	standard operating procedure
NFESC	Naval Facilities Engineering Services Center	SOW	statement of work
OP	organophosphorus	SPCC	system performance check compound

PAH	polynuclear aromatic hydrocarbon	SRM	standard reference material
PARCC	precision, accuracy, representativeness, comparability, completeness	SVOC	semivolatile organic compound
PCB	polychlorinated biphenyl	TB	trip blank
PCDD	polychlorinated dibenzodioxin	TCDD	tetrachlorodibenzodioxin
PCDF	polychlorinated dibenzofuran	TCX	tetrachloro-m-xylene
PE	performance evaluation	TDS	total dissolved solids
PEM	performance evaluation mixture	TIC	tentatively identified compound
PFK	perfluorokerosene	TOC	total organic carbon
PQO	project quality objective	TOX	total organic halides
QAPFK	quality assurance perfluorokerosene	TPHE	total petroleum hydrocarbons as extractables
QACQA	quality assurance coordinator quality assurance	UV/VIS	ultraviolet/visible
QAPPQAC	quality assurance project plan quality assurance coordinator	VOA	volatile organic analysis
QCQAPP	quality control quality assurance project plan	VOC	volatile organic compound
QSM QC	quality system manual quality control	VTSR	validated time of sample receipt
rQSM	correlation coefficient quality system manual	WDM	window defining mixture
r2r	coefficient of determination correlation coefficient	DDMU	Benzene, 1,1'-(chloroethenylidene)bis[4-chloro-
DDNU	1,1-Bis(4-chlorophenyl)ethene		

1.0 INTRODUCTION

This data validation report (DVR) contains the results of the data validation conducted for samples collected and analyzed as part of the Remedial Action – Monitored Natural Recovery Component, Palos Verdes Shelf located in Los Angeles County, California. The investigation was conducted according to contract number 68HE0318D0004, Task Order Number 68HE0921F0026. This DVR was subcontracted to E-Lab Consultants (purchase order number; 148044996) from CH2M Hill, Inc. to serve third party data assessment purposes and evaluates the laboratory data contained in the Sample Delivery Group (SDG) listed in **Table 1-1**.

These samples were analyzed in accordance with the approved United States Environmental Protection Agency Solid Waste 846 Compendium sample specific methods or approved laboratory standard operating procedures. **Table 1-1** provides a list of the samples collected, a laboratory sample number cross-reference, sample matrix, date collected, sample purpose, and analytical methods performed for each sample pertaining to this DVR. This DVR is conducted per the analysis requested on the COC in accordance with the Final Quality Assurance Project Plan for Sediment Sampling Program 2022 (QAPP).

The data were evaluated against the quantitative acceptance limits given in the QAPP for the data quality parameters required by the QAPP. **Appendix A** contains full data validation calculations, **Appendix B** contains e-mail communication between Jacobs/Elab/Laboratory, and **Appendix C** contains the qualified data table.

In accordance with QAPP, a review of the data was conducted independent of the laboratory. This review consisted of an evaluation of laboratory performance criteria from the case narrative and an evaluation of the sample-specific criteria included in the laboratory data packages in accordance with the method specific guidance documents.

The validation consists of an evaluation of the chain of custody and associated laboratory sample receipt forms, proper sample preservations, holding times, initial calibration and continuing calibration procedures and results, laboratory control sample (LCS) (and duplicate [LCSD] if reported) accuracy and precision, matrix spike (MS) and matrix spike duplicate (MSD) sample analyses, method blanks, field blanks, and field duplicate precision.

Additional (as applicable) review included;

- Organic Analysis; internal standards, surrogate recoveries, instrument tuning, initial calibration, second source calibration verification, continuing calibration verification, internal standards, degradation summaries, retention times, second column or second detector confirmations

- Inorganic Analysis; Laboratory duplicate precision, instrument tuning, initial calibration, Low-Level Calibration Check Standard, initial and continuing calibration verification, initial and continuing calibration blanks, interference check sample, internal standards, serial dilution results, post digestion spike recoveries, interelement correction factors

The results of the independent data review are presented in **Section 2.0**.

Table 1-1 Field Sample and Laboratory ID Numbers

Field I.D.	Lab I.D.	Matrix	Date Collected	Purpose	Analytical Methods
OA25-SD0002-2211-11112022	570-117243-1	SE	2022/11/11 07:27:00	N	A,B,C
OA25-SD0204-2211-11112022	570-117243-2	SE	2022/11/11 07:34:00	N	A,B,C
OA25-SD0406-2211-11112022	570-117243-3	SE	2022/11/11 07:35:00	N	A,B,C
OA25-SD0608-2211-11112022	570-117243-4	SE	2022/11/11 07:36:00	N	A,B,C
OA25-SD0812-2211-11112022	570-117243-5	SE	2022/11/11 07:37:00	N	A,B,C
OA25-SD1216-2211-11112022	570-117243-6	SE	2022/11/11 07:38:00	N	A,B,C
OA25-SD1620-2211-11112022	570-117243-7	SE	2022/11/11 07:39:00	N	A,B,C
OA25-SD2024-2211-11112022	570-117243-8	SE	2022/11/11 07:41:00	N	A,B,C
OA25-SD2428-2211-11112022	570-117243-9	SE	2022/11/11 07:43:00	N	A,B,C
OA26-SD0002-2211-11112022	570-117243-10	SE	2022/11/11 07:53:00	N	A,B,C
OA26-SD0204-2211-11112022	570-117243-11	SE	2022/11/11 07:54:00	N	A,B,C
OA26-SD0406-2211-11112022	570-117243-12	SE	2022/11/11 07:55:00	N	A,B,C
OA26-SD0608-2211-11112022	570-117243-13	SE	2022/11/11 07:56:00	N	A,B,C
OA26-SD0812-2211-11112022	570-117243-14	SE	2022/11/11 07:57:00	N	A,B,C
OA26-SD1216-2211-11112022	570-117243-15	SE	2022/11/11 07:58:00	N	A,B,C
OA26-SD1620-2211-11112022	570-117243-16	SE	2022/11/11 07:59:00	N	A,B,C
OA26-SD2024-2211-11112022	570-117243-17	SE	2022/11/11 08:01:00	N	A,B,C
OA26-SD2428-2211-11112022	570-117243-18	SE	2022/11/11 08:02:00	N	A,B,C

Field I.D.	Lab I.D.	Matrix	Date Collected	Purpose	Analytical Methods
OA26-SD2832-2211-11112022	570-117243-19	SE	2022/11/11 08:03:00	N	A,B,C
OA26-SD3236-2211-11112022	570-117243-20	SE	2022/11/11 08:05:00	N	A,B,C
OA26-SD3640-2211-11112022	570-117243-21	SE	2022/11/11 08:07:00	N	A,B,C
OA26-SD4044-2211-11112022	570-117243-22	SE	2022/11/11 08:08:00	N	A,B,C
OA26-SD4448-2211-11112022	570-117243-23	SE	2022/11/11 08:10:00	N	A,B,C
OA26-SD4852-2211-11112022	570-117243-24	SE	2022/11/11 08:11:00	N	A,B,C
OA26-SD5256-2211-11112022	570-117243-25	SE	2022/11/11 08:13:00	N	A,B,C
OA26-SD5660-2211-11112022	570-117243-26	SE	2022/11/11 08:14:00	N	A,B,C
OA26-SD6064-2211-11112022	570-117243-27	SE	2022/11/11 08:16:00	N	A,B,C
OA26-SD6468-2211-11112022	570-117243-28	SE	2022/11/11 08:18:00	N	A,B,C
OA27-SD0002-2211-11112022	570-117243-29	SE	2022/11/11 08:29:00	N	A,B,C
OA27-SD0204-2211-11112022	570-117243-30	SE	2022/11/11 08:30:00	N	A,B,C
OA27-SD0406-2211-11112022	570-117243-31	SE	2022/11/11 08:31:00	N	A,B,C
OA27-SD0608-2211-11112022	570-117243-32	SE	2022/11/11 08:32:00	N	A,B,C
OA27-SD0812-2211-11112022	570-117243-33	SE	2022/11/11 08:33:00	N	A,B,C
OA27-SD1216-2211-11112022	570-117243-34	SE	2022/11/11 08:34:00	N	A,B,C
OA27-SD1620-2211-11112022	570-117243-35	SE	2022/11/11 08:36:00	N	A,B,C
OA27-SD2024-2211-11112022	570-117243-36	SE	2022/11/11 08:38:00	N	A,B,C
OA27-SD2428-2211-11112022	570-117243-37	SE	2022/11/11 08:41:00	N	A,B,C
OA28-SD0002-2211-11112022	570-117243-38	SE	2022/11/11 08:53:00	N	A,B,C
OA28-SD0204-2211-11112022	570-117243-39	SE	2022/11/11 08:54:00	N	A,B,C
OA28-SD0406-2211-11112022	570-117243-40	SE	2022/11/11 08:55:00	N	A,B,C
OA28-SD0608-2211-11112022	570-117243-41	SE	2022/11/11 08:56:00	N	A,B,C

Field I.D.	Lab I.D.	Matrix	Date Collected	Purpose	Analytical Methods
OA28-SD0812-2211-11112022	570-117243-42	SE	2022/11/11 08:57:00	N	A,B,C
OA28-SD1216-2211-11112022	570-117243-43	SE	2022/11/11 08:59:00	N	A,B,C
OA28-SD1620-2211-11112022	570-117243-44	SE	2022/11/11 09:01:00	N	A,B,C
OA28-SD2024-2211-11112022	570-117243-45	SE	2022/11/11 09:02:00	N	A,B,C
OA28-SD2428-2211-11112022	570-117243-46	SE	2022/11/11 09:04:00	N	A,B,C
OA28-SD2832-2211-11112022	570-117243-47	SE	2022/11/11 09:06:00	N	A,B,C
OA28-SD3236-2211-11112022	570-117243-48	SE	2022/11/11 09:09:00	N	A,B,C
OA28-SD3640-2211-11112022	570-117243-49	SE	2022/11/11 09:12:00	N	A,B,C
OA28-SD4044-2211-11112022	570-117243-50	SE	2022/11/11 09:15:00	N	A,B,C
OA28-SD4448-2211-11112022	570-117243-51	SE	2022/11/11 09:17:00	N	A,B,C
OA28-SD4852-2211-11112022	570-117243-52	SE	2022/11/11 09:20:00	N	A,B,C
OA29-SD0002-2211-11112022	570-117243-53	SE	2022/11/11 10:10:00	N	A,B,C
OA29-SD0204-2211-11112022	570-117243-54	SE	2022/11/11 10:11:00	N	A,B,C
OA29-SD0406-2211-11112022	570-117243-55	SE	2022/11/11 10:12:00	N	A,B,C
OA29-SD0608-2211-11112022	570-117243-56	SE	2022/11/11 10:13:00	N	A,B,C
OA29-SD0812-2211-11112022	570-117243-57	SE	2022/11/11 10:14:00	N	A,B,C
OA29-SD1216-2211-11112022	570-117243-58	SE	2022/11/11 10:16:00	N	A,B,C
OA29-SD1620-2211-11112022	570-117243-59	SE	2022/11/11 10:18:00	N	A,B,C
OA29-SD2024-2211-11112022	570-117243-60	SE	2022/11/11 10:20:00	N	A,B,C
OA29-SD2428-2211-11112022	570-117243-61	SE	2022/11/11 10:22:00	N	A,B,C
OA29-SD2832-2211-11112022	570-117243-62	SE	2022/11/11 10:25:00	N	A,B,C
OA29-SD3236-2211-11112022	570-117243-63	SE	2022/11/11 10:29:00	N	A,B,C
OA29-SD3640-2211-11112022	570-117243-64	SE	2022/11/11 10:30:00	N	A,B,C

Field I.D.	Lab I.D.	Matrix	Date Collected	Purpose	Analytical Methods
OA29-SD4044-2211-11112022	570-117243-65	SE	2022/11/11 10:32:00	N	A,B,C
OA29-SD4448-2211-11112022	570-117243-66	SE	2022/11/11 10:38:00	N	A,B,C
OA29-SD4852-2211-11112022	570-117243-67	SE	2022/11/11 10:41:00	N	A,B,C
OA30-SD0002-2211-11112022	570-117243-68	SE	2022/11/11 10:51:00	N	A,B,C
OA30-SD0204-2211-11112022	570-117243-69	SE	2022/11/11 10:52:00	N	A,B,C
OA30-SD0406-2211-11112022	570-117243-70	SE	2022/11/11 10:53:00	N	A,B,C
OA30-SD0608-2211-11112022	570-117243-71	SE	2022/11/11 10:54:00	N	A,B,C
OA30-SD0812-2211-11112022	570-117243-72	SE	2022/11/11 10:55:00	N	A,B,C
OA30-SD1216-2211-11112022	570-117243-73	SE	2022/11/11 10:56:00	N	A,B,C
OA30-SD1620-2211-11112022	570-117243-74	SE	2022/11/11 10:58:00	N	A,B,C
OA30-SD2024-2211-11112022	570-117243-75	SE	2022/11/11 10:59:00	N	A,B,C
OA30-SD2428-2211-11112022	570-117243-76	SE	2022/11/11 11:01:00	N	A,B,C
OA30-SD2832-2211-11112022	570-117243-77	SE	2022/11/11 11:03:00	N	A,B,C
OA30-SD3236-2211-11112022	570-117243-78	SE	2022/11/11 11:05:00	N	A,B,C
OA30-SD3640-2211-11112022	570-117243-79	SE	2022/11/11 11:07:00	N	A,B,C
OA30-SD4044-2211-11112022	570-117243-80	SE	2022/11/11 11:09:00	N	A,B,C
OA30-SD4448-2211-11112022	570-117243-81	SE	2022/11/11 11:11:00	N	A,B,C
OA30-SD4852-2211-11112022	570-117243-82	SE	2022/11/11 11:12:00	N	A,B,C
OA30-SD5256-2211-11112022	570-117243-83	SE	2022/11/11 11:14:00	N	A,B,C
OA30-SD5660-2211-11112022	570-117243-84	SE	2022/11/11 11:16:00	N	A,B,C
OA31-SD0002-2211-11112022	570-117243-85	SE	2022/11/11 11:29:00	N	A,B,C
OA31-SD0204-2211-11112022	570-117243-86	SE	2022/11/11 11:30:00	N	A,B,C
OA31-SD0406-2211-11112022	570-117243-87	SE	2022/11/11 11:31:00	N	A,B,C

Field I.D.	Lab I.D.	Matrix	Date Collected	Purpose	Analytical Methods
OA31-SD0608-2211-11112022	570-117243-88	SE	2022/11/11 11:32:00	N	A,B,C
OA31-SD0812-2211-11112022	570-117243-89	SE	2022/11/11 11:33:00	N	A,B,C
OA31-SD1216-2211-11112022	570-117243-90	SE	2022/11/11 11:36:00	N	A,B,C
OA31-SD1620-2211-11112022	570-117243-91	SE	2022/11/11 11:37:00	N	A,B,C
OA31-SD2024-2211-11112022	570-117243-92	SE	2022/11/11 11:39:00	N	A,B,C
OA31-SD2428-2211-11112022	570-117243-93	SE	2022/11/11 11:41:00	N	A,B,C
OA31-SD2832-2211-11112022	570-117243-94	SE	2022/11/11 11:42:00	N	A,B,C
OA31-SD3236-2211-11112022	570-117243-95	SE	2022/11/11 11:44:00	N	A,B,C
OA31-SD3640-2211-11112022	570-117243-96	SE	2022/11/11 11:46:00	N	A,B,C
OA31-SD4044-2211-11112022	570-117243-97	SE	2022/11/11 11:47:00	N	A,B,C
OA31-SD4448-2211-11112022	570-117243-98	SE	2022/11/11 11:49:00	N	A,B,C
OA31-SD4852-2211-11112022	570-117243-99	SE	2022/11/11 11:51:00	N	A,B,C
OA31-SD5256-2211-11112022	570-117243-100	SE	2022/11/11 11:52:00	N	A,B,C
OA32-SD0002-2211-11112022	570-117243-101	SE	2022/11/11 13:22:00	N	A,B,C
OA32-SD0204-2211-11112022	570-117243-102	SE	2022/11/11 13:23:00	N	A,B,C
OA32-SD0406-2211-11112022	570-117243-103	SE	2022/11/11 13:24:00	N	A,B,C
OA32-SD0608-2211-11112022	570-117243-104	SE	2022/11/11 13:25:00	N	A,B,C
OA32-SD0812-2211-11112022	570-117243-105	SE	2022/11/11 13:26:00	N	A,B,C
OA32-SD1216-2211-11112022	570-117243-106	SE	2022/11/11 13:28:00	N	A,B,C
OA32-SD1620-2211-11112022	570-117243-107	SE	2022/11/11 13:31:00	N	A,B,C
OA32-SD2024-2211-11112022	570-117243-108	SE	2022/11/11 13:32:00	N	A,B,C
OA32-SD2428-2211-11112022	570-117243-109	SE	2022/11/11 13:34:00	N	A,B,C
OA32-SD2832-2211-11112022	570-117243-110	SE	2022/11/11 13:36:00	N	A,B,C

Field I.D.	Lab I.D.	Matrix	Date Collected	Purpose	Analytical Methods
OA32-SD3236-2211-11112022	570-117243-111	SE	2022/11/11 13:38:00	N	A,B,C
OA32-SD3640-2211-11112022	570-117243-112	SE	2022/11/11 13:40:00	N	A,B,C
OA32-SD4044-2211-11112022	570-117243-113	SE	2022/11/11 13:43:00	N	A,B,C
OA33-SD0002-2211-11112022	570-117243-114	SE	2022/11/11 13:53:00	N	A,B,C
OA33-SD0204-2211-11112022	570-117243-115	SE	2022/11/11 13:54:00	N	A,B,C
OA33-SD0406-2211-11112022	570-117243-116	SE	2022/11/11 13:55:00	N	A,B,C
OA33-SD0608-2211-11112022	570-117243-117	SE	2022/11/11 13:56:00	N	A,B,C
OA33-SD0812-2211-11112022	570-117243-118	SE	2022/11/11 13:57:00	N	A,B,C
OA33-SD1216-2211-11112022	570-117243-119	SE	2022/11/11 13:58:00	N	A,B,C
OA33-SD1620-2211-11112022	570-117243-120	SE	2022/11/11 13:59:00	N	A,B,C
OA33-SD2024-2211-11112022	570-117243-121	SE	2022/11/11 14:01:00	N	A,B,C
OA33-SD2428-2211-11112022	570-117243-122	SE	2022/11/11 14:04:00	N	A,B,C
OA33-SD2832-2211-11112022	570-117243-123	SE	2022/11/11 14:06:00	N	A,B,C
OA33-SD3236-2211-11112022	570-117243-124	SE	2022/11/11 14:09:00	N	A,B,C
OA34-SD0002-2211-11112022	570-117243-125	SE	2022/11/11 14:19:00	N	A,B,C
OA34-SD0204-2211-11112022	570-117243-126	SE	2022/11/11 14:20:00	N	A,B,C
OA34-SD0406-2211-11112022	570-117243-127	SE	2022/11/11 14:21:00	N	A,B,C
OA34-SD0608-2211-11112022	570-117243-128	SE	2022/11/11 14:22:00	N	A,B,C
OA34-SD0812-2211-11112022	570-117243-129	SE	2022/11/11 14:23:00	N	A,B,C
OA34-SD1216-2211-11112022	570-117243-130	SE	2022/11/11 14:24:00	N	A,B,C
OA34-SD1620-2211-11112022	570-117243-131	SE	2022/11/11 14:26:00	N	A,B,C
OA34-SD2024-2211-11112022	570-117243-132	SE	2022/11/11 14:30:00	N	A,B,C
OA34-SD2428-2211-11112022	570-117243-133	SE	2022/11/11 14:31:00	N	A,B,C

Field I.D.	Lab I.D.	Matrix	Date Collected	Purpose	Analytical Methods
OA34-SD2832-2211-11112022	570-117243-134	SE	2022/11/11 14:32:00	N	A,B,C
OA34-SD3236-2211-11112022	570-117243-135	SE	2022/11/11 14:33:00	N	A,B,C
OA34-SD3640-2211-11112022	570-117243-136	SE	2022/11/11 14:34:00	N	A,B,C
OA34-SD4044-2211-11112022	570-117243-137	SE	2022/11/11 14:36:00	N	A,B,C
OA34-SD4448-2211-11112022	570-117243-138	SE	2022/11/11 14:38:00	N	A,B,C
OA35-SD0002-2211-11112022	570-117243-139	SE	2022/11/11 14:48:00	N	A,B,C
OA35-SD0204-2211-11112022	570-117243-140	SE	2022/11/11 14:49:00	N	A,B,C
OA35-SD0406-2211-11112022	570-117243-141	SE	2022/11/11 14:50:00	N	A,B,C
OA35-SD0608-2211-11112022	570-117243-142	SE	2022/11/11 14:51:00	N	A,B,C
OA35-SD0812-2211-11112022	570-117243-143	SE	2022/11/11 14:53:00	N	A,B,C
OA35-SD1216-2211-11112022	570-117243-144	SE	2022/11/11 14:54:00	N	A,B,C
OA35-SD1620-2211-11112022	570-117243-145	SE	2022/11/11 14:56:00	N	A,B,C
OA35-SD2024-2211-11112022	570-117243-146	SE	2022/11/11 14:59:00	N	A,B,C
OA35-SD2428-2211-11112022	570-117243-147	SE	2022/11/11 15:01:00	N	A,B,C
OA35-SD2832-2211-11112022	570-117243-148	SE	2022/11/11 15:03:00	N	A,B,C
OA35-SD3236-2211-11112022	570-117243-149	SE	2022/11/11 15:05:00	N	A,B,C

SE-Sediment
FD-Field Duplicate (parent samples are identified by the sample ID prefix.)
N-Normal Environmental Sample
N*-No parent sample was submitted for analysis.
Analytical Methods: A-SW846 8270C SIM CON - PCB Congeners (GC/MS)

B-SW846 8270C SIM - Organochlorine Pesticides (GC/MS SIM)

C-SW846 9060A -Total Organic Carbon

Following the specifications in the QAPP related to the data validation process, the data were annotated with data validation qualifiers and codes as described in **Table 1-2 and Table 1-3.**

Table 1-2
Data Qualifier References

Qualifier	Organics	Inorganics
U	The analyte was analyzed for but was not detected above the method detection limit.	The analyte was analyzed for but was not detected above the method detection limit.
J	The analyte was positively identified; the associated numerical value is the approximate concentration of the analyte in the sample.	The result is an estimated quantity. The associated numerical value is the approximate concentration of the analyte in the sample.
N	The analysis indicates the presence of an analyte for which there is presumptive evidence to make a "tentative identification."	Not applicable.
NJ	The analysis indicates the presence of an analyte that has been "tentatively identified" and the associated numerical value represents its approximate concentration.	Not applicable.
UJ	The analyte was not detected above the method detection limit. However, the associated value is approximate and may or may not represent the actual limit of quantitation necessary to accurately and precisely measure the analyte in the sample.	The analyte was analyzed for but was not detected. The associated value is an estimate and may be inaccurate or imprecise.
R	The sample results are rejected due to serious deficiencies in the ability to analyze the sample and to meet quality control criteria. The presence or absence of the analyte cannot be verified.	The data are unusable. The sample results are rejected due to serious deficiencies in meeting the Quality Control (QC) criteria. The analyte may or may not be present in the sample.

Table 1-3
Data Review Qualifier Codes

Qualifier	Organics	Inorganics
H	Holding times were exceeded.	Holding times were exceeded.
S	Surrogate recovery was outside QC limits. L	The sequence or number of standards used for the calibration was incorrect.
C	Calibration %RSD, r, r2 or %D were noncompliant	Correlation coefficient is <0.995.

Qualifier	Organics	Inorganics
R	Calibration RRF was <0.05.	%R for calibration is not within control limits
B	Presumed contamination from preparation (method blank)	Presumed contamination from preparation (method) blank or calibration blank
L	Laboratory Control Sample/Laboratory Control Sample Duplicate %R or RPD was not within control limits	Laboratory Control Sample/Laboratory Control Sample Duplicate %R or RPD was not within control limits
Q	MS/MSD recovery was poor	MS/MSD recovery was poor.
E	MS/MSD or Duplicate RPD was high.	MS/MSD or Duplicate RPD or difference was high.
I	Internal standard performance was unsatisfactory	ICP ICS results were unsatisfactory.
A	Not applicable.	ICP Serial Dilution %D were not within control limits
M	Instrument Performance Check (BFB or DFTPP) was noncompliant	Not applicable.
T	Presumed contamination from trip blank.	Not applicable.
F	Presumed contamination from FB or ER.	Presumed contamination from FB or ER.
D	The analysis with this flag should not be used because another more technically sound analysis is available.	The analysis with this flag should not be used because another more technically sound analysis is available.
P	Instrument performance for pesticides was poor	Post Digestion Spike recovery was not within control limits
*#	Unusual problems found with the data that have been described in Section 2, "Data Validation Findings." The number following the asterisk (*) will indicate the section in the validation report where a description of the problem can be found.	Unusual problems found with the data that have been described in Section 2, "Data Validation Findings." The number following the asterisk (*) will indicate the section in the validation report where a description of the problem can be found.

2.0 DATA VALIDATION RESULTS

2.1 PCBs by SW846-8270C-SIM

2.1.1 Sample Preservation, Handling, and Transport

2.1.2 All samples arrived at the laboratory on time, and within preservation requirements. All QC requirements were met as required by the QAPP. Chain of Custody and Holding Times

A cross reference of the COC and analytical report has concluded all extractions and analysis were performed within the required holding times.

2.1.3 Instrument Performance Checks

Data were verified that the mass spectral abundance and assignment are correct and within the method requirements. All samples were analyzed with an acceptable DFTPP performance check and within the 12-hour window requirement.

2.1.4 Initial Calibrations

All initial calibration average %RSD were within the method requirements.

2.1.5 Initial Calibration Verifications

The initial calibration curve was verified with a second source standard mix that contained all target compounds. All recoveries were acceptable.

2.1.6 Continuing Calibrations

Continuing calibration percent differences were within the requirements as stipulated. Continuing Calibrations were performed with acceptable results on a 12-hour basis. Full data validation verified the raw data compared to the Form VII values. No discrepancies were revealed.

2.1.7 Laboratory Blanks

Each analytical batch was represented with a MB. None of the data is qualified based on associated blank contaminations.

2.1.8 Laboratory Control Sample Recovery (Blank Spikes)

Method 8270C_SIM_CON: The RPD of the laboratory control sample (LCS) and laboratory control sample duplicate (LCSD) for preparation batch 570-293056 and analytical batch 570-293948 recovered outside control limits (37%D vs 35% CL) for the following analytes: PCB-77.

- Samples; OA25-SD0002-2211 (-1), OA26-SD0002-2211(-10), OA26-SD0608-2211 (-13), OA27-SD2428-2211 (-37), OA28-SD0204-2211 (-39), OA29-SD0002-2211 (-53), OA29-SD0204-2211 (-54), OA30-SD0002-

2211 (-68), OA30-SD2024-2211 (-75), OA30-SD5660-2211 (-84), OA31-SD2024-2211 (-92), and OA32-SD1620-2211 (-107)

- PCB-77 is qualified J/UJ-L

2.1.9 Surrogate Recoveries

All surrogate recoveries were within QC limits or were diluted out.

2.1.10 Matrix Spike/Matrix Spike Duplicate Recoveries

Matrix spike samples were not designated for this SDG.

2.1.11 Target Compound Identification

Target Compounds were reviewed for their pattern responses and retention times.

2.1.12 Compound Quantitation and Reporting Limits

Reporting limits were verified to be equal to the Level of Detection (LOD). The LODs have been verified to meet or exceed the project required performance standards. Sample dilutions, cleanup concentrations, and moisture correction and reanalysis have been applied to all reportable results. Ten percent of the reported data was validated for quantification and qualifications. None of the data was miscalculated or patterns misidentified.

2.2 Pesticides by SW846-8270C-SIM

2.2.1 Sample Preservation, Handling, and Transport

All samples arrived at the laboratory intact, on time, and within preservation requirements. All QC requirements were met as required by the QAPP.

2.2.2 Chain of Custody and Holding Times

A cross reference of the COC and analytical report has concluded all extractions and analysis were performed within the required holding times.

2.2.3 Instrument Performance Checks

Data were verified that the mass spectral abundance and assignment are correct and within the method requirements. All samples were analyzed with an acceptable DFTPP performance check and within the 12-hour window requirement.

2.2.4 Initial Calibrations

All initial calibration average %RSD were within the method requirements.

2.2.5 Initial Calibration Verifications

The initial calibration curve was verified with a second source standard mix that contained all target compounds. All recoveries were acceptable.

2.2.6 Continuing Calibrations

Continuing Calibrations were performed with acceptable results on a 12-hour basis. Full data validation verified the raw data compared to the Form VII values. No discrepancies were revealed. Continuing calibration percent differences were within the requirements as stipulated with the following exception(s).

- Method 8270C_SIM_OCPes: The continuing calibration verification (CCV) associated with batch 570-293949 recovered above the upper control limit for 4,4'-DDT. Non-detections of the affected analytes are reported. Any detections are considered estimated.

2.2.7 Laboratory Blanks

Each analytical batch was represented with a MB. None of the data is qualified based on associated blank contaminations.

2.2.8 Laboratory Control Sample Recovery (Blank Spikes)

All LCS recoveries were within QC limits.

2.2.9 Surrogate Recoveries

All surrogate recoveries were within QC limits or were diluted out with the following exception(s).

Method 8270C_SIM_OCPes: Surrogate recovery for the following samples were outside control limits: OA28-SD2832-2211(570-117243-47) and OA29-SD0406-2211 (570-117243-55). Evidence of matrix interference is present; therefore, re-extraction and/or re-analysis was not performed.

2.2.10 Matrix Spike/Matrix Spike Duplicate Recoveries

Matrix spike samples were not designated for this SDG.

2.2.11 Target Compound Identification

Target Compounds were reviewed for their pattern responses and retention times.

2.2.12 Compound Quantitation and Reporting Limits

Reporting limits were verified to be equal to the Level of Detection (LOD). The LODs have been verified to meet or exceed the project required performance standards. Sample dilutions, cleanup concentrations, and moisture correction and reanalysis have been applied to all reportable results. Ten percent of the reported data was validated for quantification and qualifications. None of the data was miscalculated or patterns misidentified. The laboratory notes the following elevated reporting limits.

2.3 Total Organic Carbon by SW846-9060A

2.3.1 1.1.1 Blanks

The MB's report the following detections.

#sys_sample_code	chemical_name	result_value
MB 580-416159/5	Total Organic Carbon - Duplicates	417.6

All associated samples report TOC detected >5X the blank concentrations. None of the data is qualified.

2.3.2 1.1.2 Laboratory Control Sample Recovery (Blank Spikes)

All LCS/D recoveries are within the laboratory established control limits.

2.3.3 1.1.3 Matrix Spike Recoveries

All TOC recoveries were within QC limits.

2.3.4 1.1.4 Compound Quantitation and Reporting Limits

Reporting limits were verified to be equal to the LOD. Sample dilutions, cleanup concentrations, and moisture correction have been applied to all reportable results.

Appendix A

Level 4 Data Calculations

Data Validation calculations for
PALOS VERDES SHELF, MONTROSE CHEMICAL CORPORATION SUPERFUND SITE OU-5, REMEDIAL ACTION – MONITORED NATURAL RECOVERY COMPONENT
Jacobs Engineering Group, Inc.
68HE0318D0004, Task Order Number 68HE0921F0026
Performed by E-Lab Consultants
Eurofins/Calscience Environmental Testing SDG 570-117243-1

ICAL PCB-118/IS PHN-d10

288989		Inst; GCMSHHH		Lab ID; 570-116878-1		RRF	
Amount (units pg)	Response	ISTD Amt (pg units)	ISTD Resp	Rel. Resp.			Lab Reported Source Page 9149
2.0	45.0000	5000.0	705971.0	0.32		0.15935499	0.1594
10.0	332.0000	5000.0	893889.0	1.86		0.185705384	0.1857
50.0	1192.0000	5000.0	863234.0	6.90		0.138085386	0.1381
500.0	12902.0000	5000.0	771545.0	83.61		0.16722291	0.1672
1000.0	31524.0000	5000.0	934733.0	168.63		0.16862569	0.1686
2000.0	51452.0000	5000.0	808227.0	318.30		0.15915083	0.1592
					AVG	0.163024199	0.163033333
					COEF	0.999533055	
					RSD	9.557534822	9.6
(STDEV(G10:G14)/AVERAGE(G10:G14))*100							

$$RF = \frac{(A1_x + A2_x)C_{is}}{(A1_{is} + A2_{is})C_x}$$

where:
$A1_x$ and $A2_x$ = The measured areas at the primary and secondary m/z's for the PCB
$A1_{is}$ and $A2_{is}$ = The measured areas at the primary and secondary m/z's for the internal standard
C_{is} = The concentration of the internal standard (Table 5)
C_x = The concentration of the compound in the calibration standard (Table 5)

Average

$$\overline{RRF} = \sum_{i=1}^{n} \frac{x_i}{n}$$

where: $\overline{RRF}$ = Mean relative response factor.
x_i = RRF of the compound at concentration i.
n = Number of concentration values, in this case 5.

ICV/CCV (form 7)

QC type	Analyte	spike recovery (units)	spike amount units	%D	reported by lab	Source page
ICV	PCB-118	482	500	-3.7	-3.7	8899
CCV	PCB-97	468	500	-6.61	-6.4	8911

RSD%

$$\%RSD = \frac{SD_{RRF}}{\overline{RRF}} \times 100$$

and

$$SD_{RRF} = \sqrt{\sum_{i=1}^{N} \frac{(RRF_i - \overline{RRF})^2}{N - 1}}$$

where: SD_{RRF} = Standard deviation of initial response factors (per compound).
RRF_i = Relative response factor at a concentration level i.
$\overline{RRF}$ = Mean of initial relative response factors (per compound).

LCS Recoveries

Analyte	spike added	LCS recovery	%Recovery	Lab reported	Source Page
PCB-118	50	36.4	72.8	73	857

%D

$$\%D = \frac{RRF_c - \overline{RRF_i}}{\overline{RRF_i}} \times 100$$

where: RRF_c = RRF of the compound in the continuing calibration standard.
$\overline{RRF_i}$ = Mean RRF of the compound in the most recent initial calibration.

Surrogate Recoveries

Analyte	sample ID	amount detected	amount injected	DV recovery %	Lab reported	Source Page
2-Fluorobiphenyl	OA25-SD0002-2211	530.9	1000	53.09	53.09	937

Back Calculation of Data for Validation

Sample Name:	OA25-SD0002-2211	570-117243-1								
Analyte	Response Analyte (Area)	Response Assoc. ISTD	Conc Assoc. ISTD (ug/L)	Analyte RRF (from ICAL)	Spl Mass (g)	Spl % Moisture	Ext Vol (mL)	Dilution Factor	DV Analyte Conc	Lab reported
PCB-118/PHN	1184	2295987	5000	0.163	20.29	33.7	2	1	2.35179	2.4
Source page		933		8385			931		Calculated	944
calculation notation	B40	C40	D40	E40	F40	G40	H40	I40		
calculation		((B40*D40*H40*I40)/(C40*E40*(F40*((100-G40)/100))))/10								

$$\overline{C_w}\ (ng/mL) = \frac{(A1_x + A2_x)C_{is}}{(A1_{is} + A2_{is})\overline{RF}}$$

where:
C_w = concentration of the PCB in the extract (ng/mL) and the other terms are as defined in Section 10.5.1

Sample Name:	OA26-SD0608-2211	570-117243-13							289841	
Analyte	Response Analyte (Area)	Response Assoc. ISTD	Conc Assoc. ISTD (ug/L)	Analyte RRF (from ICAL)	Spl Mass (g)	Spl % Moisture	Ext Vol (uL)	Dilution Factor	DV Analyte Conc	Lab reported
PCB-118/PHN	10386	2347598	5000	0.1581	20.11	43.2	2	2	48.99619	49
Source page		1580		9149			1577			1577
calculation notation	B40	C40	D40	E40	F40	G40	H40	I40		

Data Validation calculations for
PALOS VERDES SHELF, MONTROSE CHEMICAL CORPORATION SUPERFUND SITE OU-5, REMEDIAL ACTION – MONITORED NATURAL RECOVERY COMPONENT
Jacobs Engineering Group, Inc.
68HE0318D0004, Task Order Number 68HE0921F0026
Performed by E-Lab Consultants

Sample Name:	OA26-SD5256-2211	570-117243-25							285267	
Analyte	Response Analyte (Area)	Response Assoc. ISTD	Conc Assoc. ISTD (ug/L)	Analyte RRF (from ICAL)	Spl Mass (g)	Spl % Moisture	Ext Vol (mL)	Dilution Factor	DV Analyte Conc	Lab reported
PCB-118/PHN	2392	767139	5000	0.163	19.7	37.2	2	1	15.46228	15
Source page	2326			8358	2324					2324
calculation notation	B40	C40	D40	E40	F40	G40	H40	I40		

Sample Name:	OA27-SD0812-2211	570-117243-33								
Analyte	Response Analyte (Area)	Response Assoc. ISTD	Conc Assoc. ISTD (ug/L)	Analyte RRF (from ICAL)	Spl Mass (g)	Spl % Moisture	Ext Vol (mL)	Dilution Factor	DV Analyte Conc	Lab reported
PCB-118/PHN	254	770614	5000	0.163	20.03	32.8	2	1	1.50231	1.5
Source page	2738			8358	2736					2736
calculation notation	B40	C40	D40	E40	F40	G40	H40	I40		

Sample Name:	OA28-SD2428-2211	570-117243-46								
Analyte	Response Analyte (Area)	Response Assoc. ISTD	Conc Assoc. ISTD (ug/L)	Analyte RRF (from ICAL)	Spl Mass (g)	Spl % Moisture	Ext Vol (mL)	Dilution Factor	DV Analyte Conc	Lab reported
PCB-118/PHN	210	696547	5000	0.163	20.13	29.5	2	1	1.30331	1.3
Source page	3348			8358	3346					3346
calculation notation	B40	C40	D40	E40	F40	G40	H40	I40		

Sample Name:	OA28-SD4448-2211	570-117243-51								
Analyte	Response Analyte (Area)	Response Assoc. ISTD	Conc Assoc. ISTD (ug/L)	Analyte RRF (from ICAL)	Spl Mass (g)	Spl % Moisture	Ext Vol (mL)	Dilution Factor	DV Analyte Conc	Lab reported
PCB-118/PHN	95	653308	5000	0.163	20.17	28.7	2	1	0.62033	0.62
Source page	3548			8358	3546					3546
calculation notation	B40	C40	D40	E40	F40	G40	H40	I40		

Sample Name:	OA30-SD0204-2211	570-117243-69								
Analyte	Response Analyte (Area)	Response Assoc. ISTD	Conc Assoc. ISTD (ug/L)	Analyte RRF (from ICAL)	Spl Mass (g)	Spl % Moisture	Ext Vol (mL)	Dilution Factor	DV Analyte Conc	Lab reported
PCB-118/PHN	582	646873	5000	0.163	20.28	36.5	2	5	21.43111	21
Source page	4280			8358	4278					4278
calculation notation	B40	C40	D40	E40	F40	G40	H40	I40		

Sample Name:	OA30-SD2024-2211	570-117243-75								
Analyte	Response Analyte (Area)	Response Assoc. ISTD	Conc Assoc. ISTD (ug/L)	Analyte RRF (from ICAL)	Spl Mass (g)	Spl % Moisture	Ext Vol (mL)	Dilution Factor	DV Analyte Conc	Lab reported
PCB-118/PHN	9170	1967858	5000	0.1581	20.15	41.3	2	2	49.83799	50
Source page	4617			9937	4617					4617
calculation notation	B40	C40	D40	E40	F40	G40	H40	I40		

Sample Name:	OA30-SD4448-2211	570-117243-81								
Analyte	Response Analyte (Area)	Response Assoc. ISTD	Conc Assoc. ISTD (ug/L)	Analyte RRF (from ICAL)	Spl Mass (g)	Spl % Moisture	Ext Vol (mL)	Dilution Factor	DV Analyte Conc	Lab reported
4,4-DDE/cry	4577	338303	500	0.2685	20.03	40.8	2	500	2124.70246	2100
Source page	10740			11768	10739					10739
calculation notation	B40	C40	D40	E40	F40	G40	H40	I40		

Data Validation calculations for
PALOS VERDES SHELF, MONTROSE CHEMICAL CORPORATION SUPERFUND SITE OU-5, REMEDIAL ACTION – MONITORED NATURAL RECOVERY COMPONENT
Jacobs Engineering Group, Inc.
68HE0318D0004, Task Order Number 68HE0921F0026
Performed by E-Lab Consultants

Sample Name:	OA31-SD4044-2211	570-117243-97								
Analyte	Response Analyte (Area)	Response Assoc. ISTD	Conc Assoc. ISTD (ug/L)	Analyte RRF (from ICAL)	Spl Mass (g)	Spl % Moisture	Ext Vol (mL)	Dilution Factor	DV Analyte Conc	Lab reported
4,4-DDE/cry	6935	169715	500	0.3712	19.96	31.6	2	10	80.63092	81
Source page	10927			11956	10926					10926
calculation notation	B40	C40	D40	E40	F40	G40	H40	I40		

Sample Name:	OA32-SD0608-2211	570-117243-104							
Analyte	Response Analyte (Area)	Response Assoc. ISTD	Conc Assoc. ISTD (ug/L)	Analyte RRF (from ICAL)	Spl Mass (g)	Spl % Moisture	Ext Vol (mL)	Dilution Factor	DV Analyte Conc	
4,4-DDE/cry	5966	168224	500	0.3712	19.78	41.1	2	500	4100.30109	4100
Source page	11016			11956	11015					11015
calculation notation	B40	C40	D40	E40	F40	G40	H40	I40		

Sample Name:	OA33-SD0204-2211	570-117243-115								
Analyte	Response Analyte (Area)	Response Assoc. ISTD	Conc Assoc. ISTD (ug/L)	Analyte RRF (from ICAL)	Spl Mass (g)	Spl % Moisture	Ext Vol (mL)	Dilution Factor	DV Analyte Conc	Lab reported
4,4-DDE/cry	820	71577	500	0.2515	20.21	28.3	2	50	157.17624	160
Source page	11142			11891	11141					11141
calculation notation	B40	C40	D40	E40	F40	G40	H40	I40		

Sample Name:	OA34-SD0204-2211	570-117243-126								
Analyte	Response Analyte (Area)	Response Assoc. ISTD	Conc Assoc. ISTD (ug/L)	Analyte RRF (from ICAL)	Spl Mass (g)	Spl % Moisture	Ext Vol (mL)	Dilution Factor	DV Analyte Conc	Lab reported
4,4-DDD/cry	2763	59490	500	0.8333	20.07	34.2	2	100	422.04841	420
Source page	11280			11956	11279					11279
calculation notation	B40	C40	D40	E40	F40	G40	H40	I40		

Sample Name:	OA34-SD1620-2211	570-117243-131								
Analyte	Response Analyte (Area)	Response Assoc. ISTD	Conc Assoc. ISTD (ug/L)	Analyte RRF (from ICAL)	Spl Mass (g)	Spl % Moisture	Ext Vol (mL)	Dilution Factor	DV Analyte Conc	Lab reported
4,4-DDD/cry	531	60664	500	0.8333	20.12	30.8	2	200	150.88915	150
Source page	11355			11956	11354					11354
calculation notation	B40	C40	D40	E40	F40	G40	H40	I40		

Data Validation calculations for
PALOS VERDES SHELF, MONTROSE CHEMICAL CORPORATION SUPERFUND SITE OU-5, REMEDIAL ACTION – MONITORED NATURAL RECOVERY COMPONENT
Jacobs Engineering Group, Inc.
68HE0318D0004, Task Order Number 68HE0921F0026
Performed by E-Lab Consultants

Sample Name:	OA35-SD2832-2211	570-117243-148								
Analyte	Response Analyte (Area)	Response Assoc. ISTD	Conc Assoc. ISTD (ug/L)	Analyte RRF (from ICAL)	Spl Mass (g)	Spl % Moisture	Ext Vol (mL)	Dilution Factor	DV Analyte Conc	Lab reported
4,4-DDD/cry	689	117325	500	0.8333	20.14	27.2	2	1	0.48066	0.48
Source page	11610			11956	11609					11609
calculation notation	B40	C40	D40	E40	F40	G40	H40	I40		

Appendix B

Communications

This page left intentionally blank

Appendix C

Qualified Data Table

#sys_sample_code	lab_anl_method_name	lab_sample_id	chemical_name	result_value	lab_qualifiers	validator_qualifiers	Reason Code
OA25-SD0002-2211-11112022	SW8270CSIM	570-117243-1	PCB-77		U*1	UJ	L
OA26-SD0002-2211-11112022	SW8270CSIM	570-117243-10	PCB-77	2.3		J	L
OA26-SD0608-2211-11112022	SW8270CSIM	570-117243-13	PCB-77	9.8		J	L
OA26-SD4852-2211-11112022	SW8270CSIM	570-117243-24	4,4'-DDT	140	J	J	C
OA27-SD2428-2211-11112022	SW8270CSIM	570-117243-37	PCB-77		U*1	UJ	L
OA28-SD0204-2211-11112022	SW8270CSIM	570-117243-39	PCB-77		U	UJ	L
OA28-SD3236-2211-11112022	SW8270CSIM	570-117243-48	4,4'-DDT	27	J	J	C
OA29-SD0002-2211-11112022	SW8270CSIM	570-117243-53	PCB-77	2.1	*1	J	L
OA29-SD0204-2211-11112022	SW8270CSIM	570-117243-54	PCB-77	4.0	*1	J	L
OA30-SD0002-2211-11112022	SW8270CSIM	570-117243-68	PCB-77		U*1	UJ	L
OA30-SD0204-2211-11112022	SW8270CSIM	570-117243-69	PCB-77	1.4	J	J	L
OA30-SD2024-2211-11112022	SW8270CSIM	570-117243-75	PCB-77	7.8	*1	J	L
OA30-SD5660-2211-11112022	SW8270CSIM	570-117243-84	PCB-77		U*1	UJ	L
OA31-SD2024-2211-11112022	SW8270CSIM	570-117243-92	PCB-77	30	*1	J	L
OA31-SD2832-2211-11112022	SW8270CSIM	570-117243-94	4,4'-DDT	1700	J	J	C

#sys_sample_code	lab_anl_method_name	lab_sample_id	chemical_name	result_value	lab_qualifiers	validator_qualifiers	Reason Code
OA32-SD1620-2211-11112022	SW8270CSIM	570-117243-107	PCB-77	16	*1	J	L
OA34-SD0812-2211-11112022	SW8270CSIM	570-117243-129	4,4'-DDT	130	J	J	C
OA34-SD2832-2211-11112022	SW8270CSIM	570-117243-134	4,4'-DDT	12	J	J	C
OA35-SD0002-2211-11112022	SW8270CSIM	570-117243-139	4,4'-DDT	27	J	J	C

Appendix M
Correlations - Sediment and Water

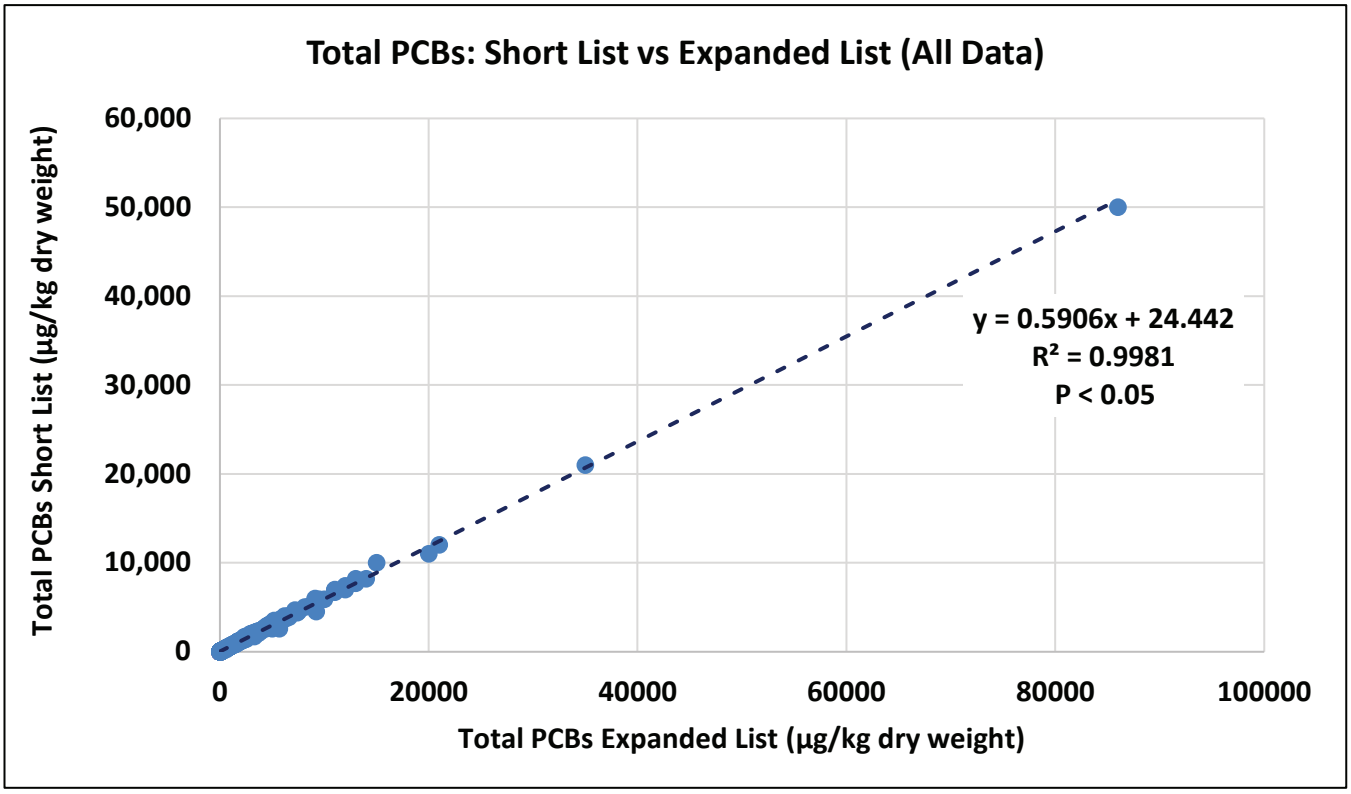

Notes:

1. All samples from 2022 data set presented in plot.
2. Non-detected totals are represented by ½ the median reporting limit for the data set.

µg/kg = microgram(s) per kilogram

Correlation of Total PCBs (Short List) with Total PCBs (Expanded List)
Second MNR Report
Palos Verdes Shelf
Los Angeles County, California

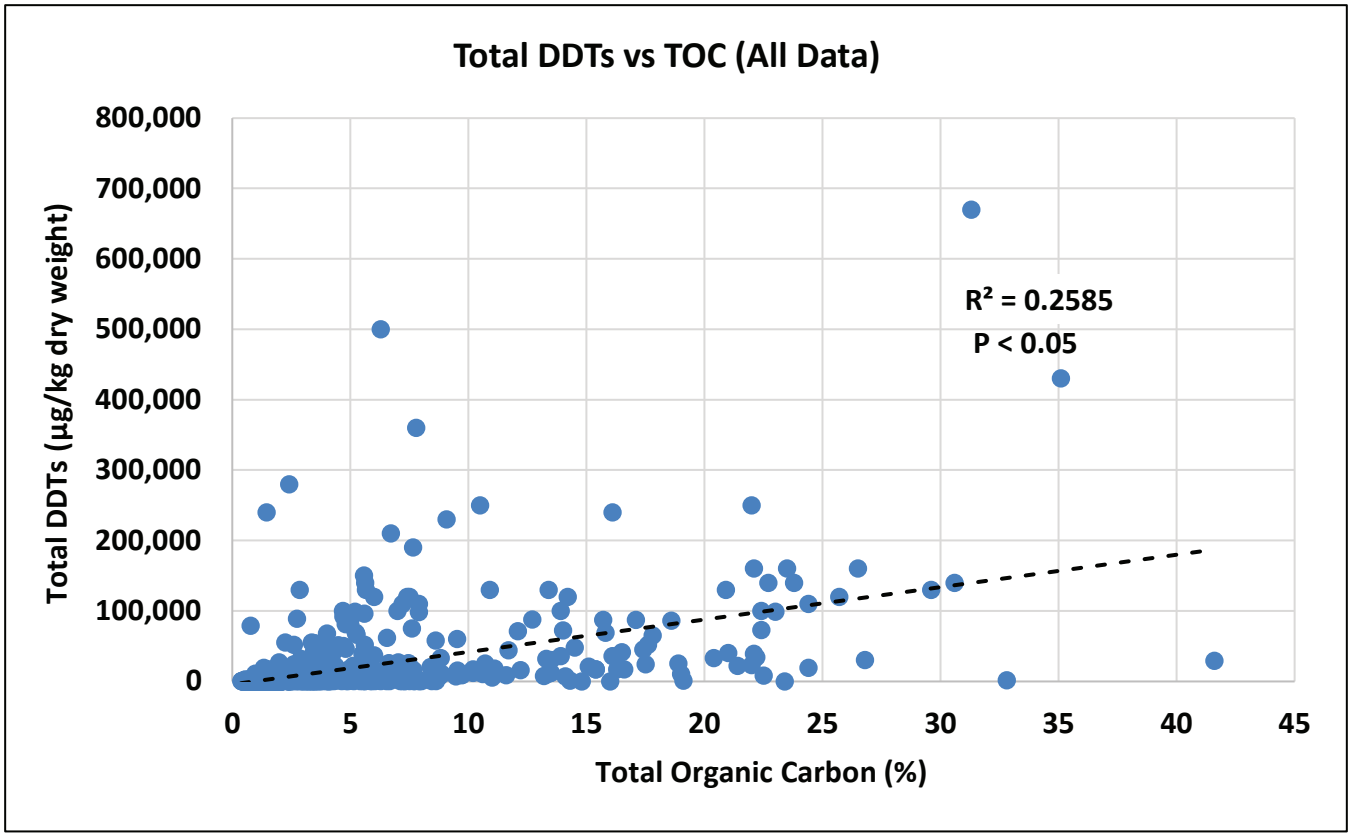

Notes:

1. All samples from 2022 data set presented in plot.
2. Non-detected totals are represented by ½ the median reporting limit for the data set.

µg/kg = microgram(s) per kilogram

Correlation of Total DDTs with Total Organic Carbor
Second MNR Report
Palos Verdes Shelf
Los Angeles County, California

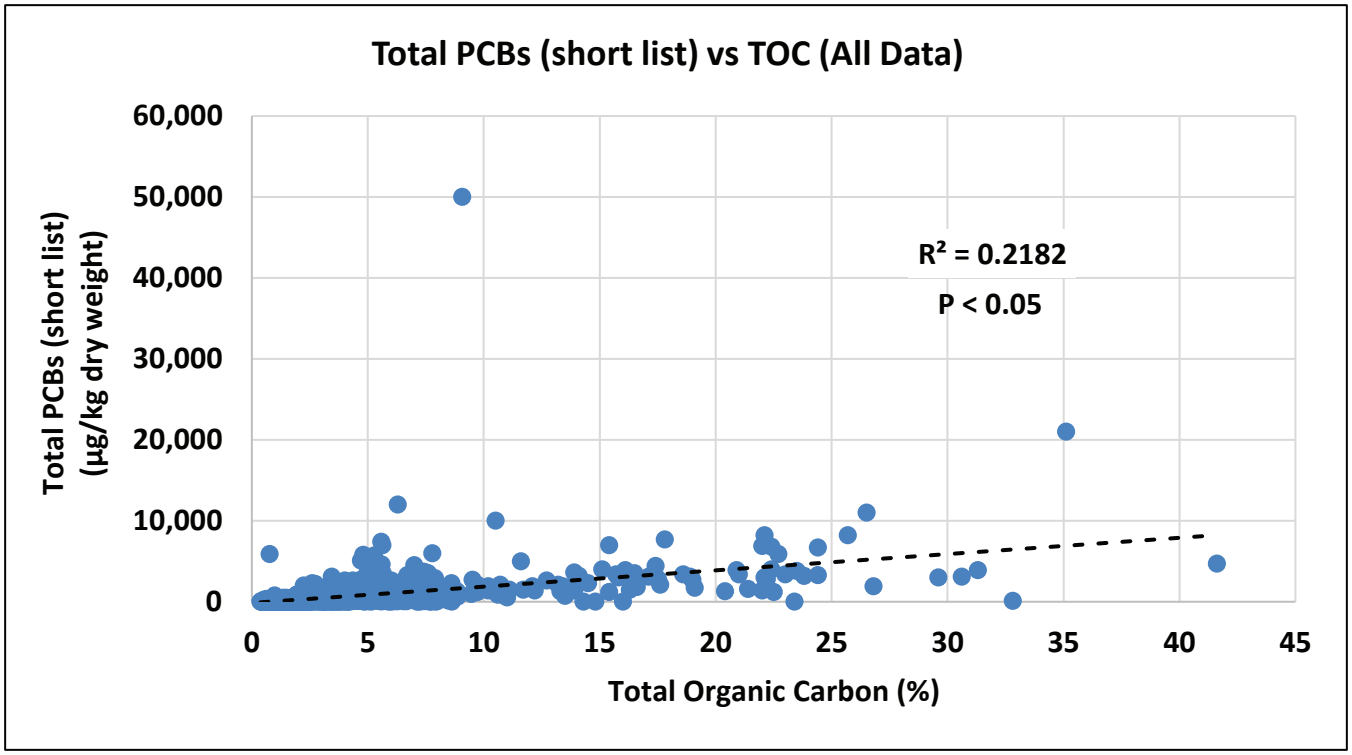

Notes:

1. All samples from 2022 data set presented in plot.
2. Non-detected totals are represented by ½ the median reporting limit for the data set.

µg/kg = microgram(s) per kilogram

Correlation of Total PCBs (Short List) with Total Organic Carbon
Second MNR Report
Palos Verdes Shelf
Los Angeles County, California

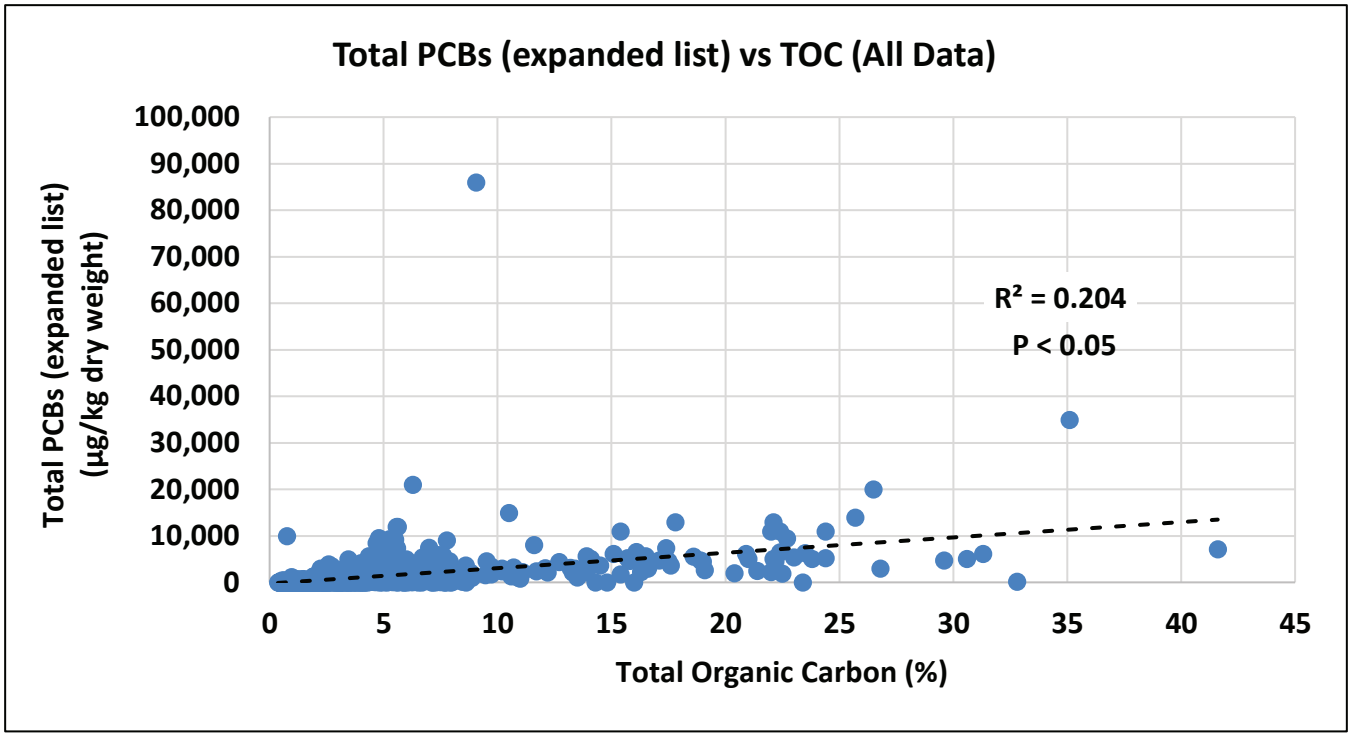

Notes:

1. All samples from 2022 data set presented in plot.
2. Non-detected totals are represented by ½ the median reporting limit for the data set.

µg/kg = microgram(s) per kilogram

Correlation of Total PCBs (Expanded List) with Total Organic Carbon
Second MNR Report
Palos Verdes Shelf
Los Angeles County, California

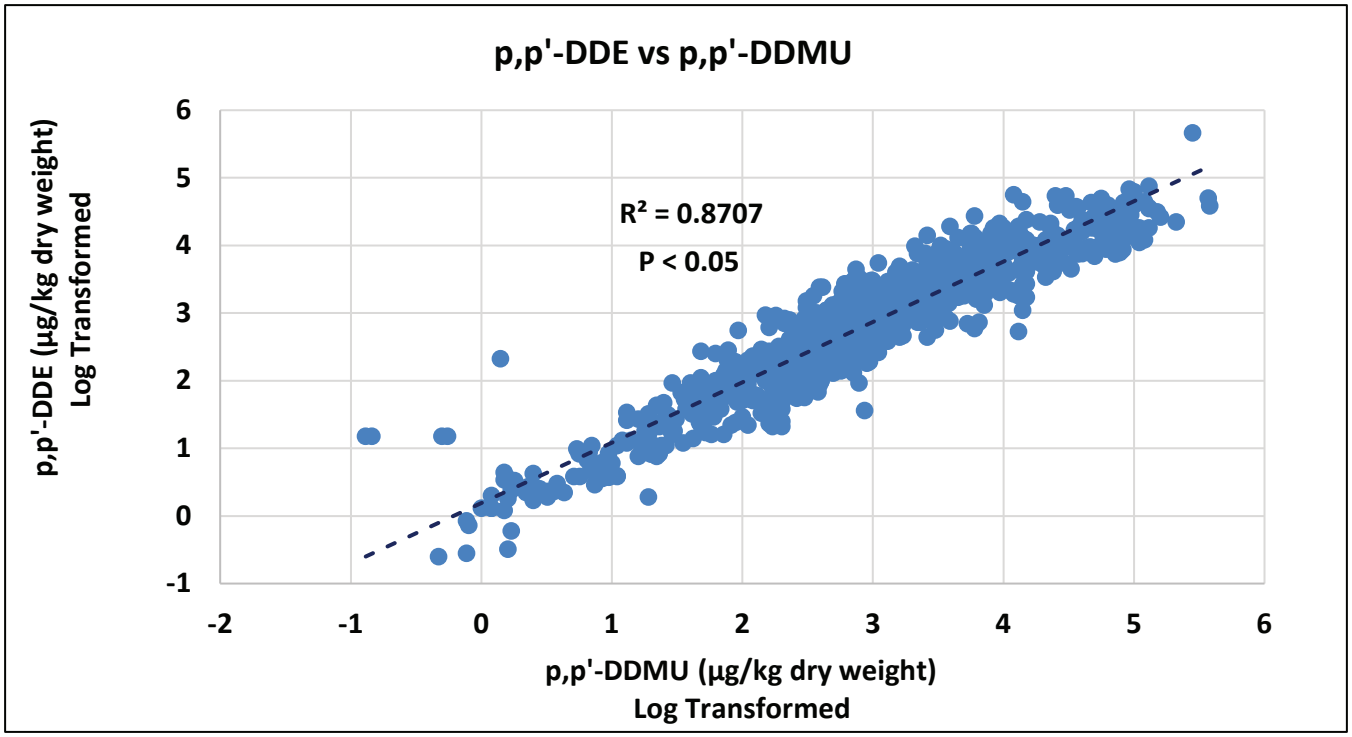

Notes:

1. All samples from 2022 data set presented in plot.
2. Non-detected totals are represented by ½ the median reporting limit for the data set.

µg/kg = microgram(s) per kilogram

Correlation of p,p'-DDE with p,p'-DDMU
Second MNR Report
Palos Verdes Shelf
Los Angeles County, California

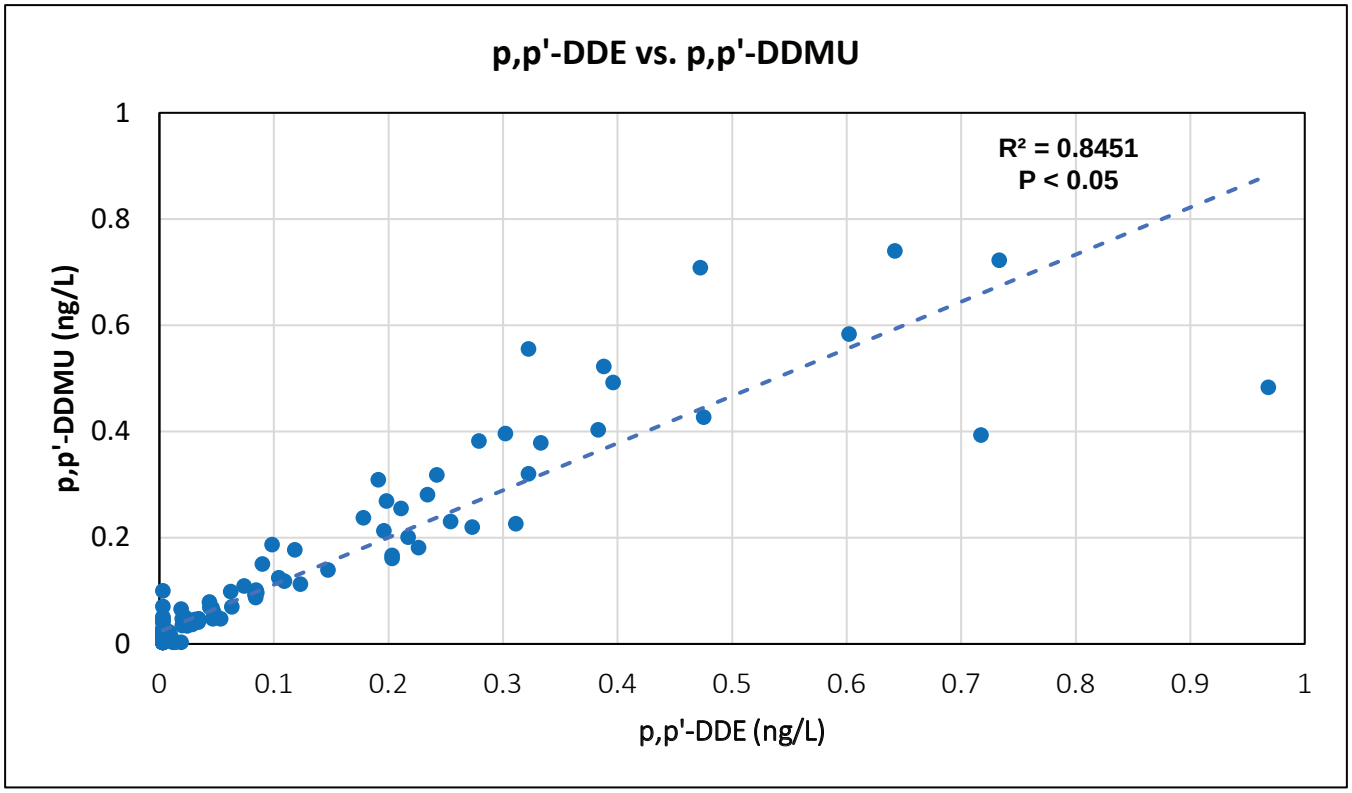

Notes:

1. All samples from 2022 data set presented in plot.
2. Non-detected totals are represented by ½ the median reporting limit for the data set.

ng/L = nanogram(s) per liter

Correlation of p,p'-DDE with p,p'-DDMU in High-Resolution Water Samples
Second MNR Report
Palos Verdes Shelf
Los Angeles County, California

Appendix N
High Resolution Water Sampling
Data Quality Summary

1. Data Quality Summary – High Resolution Water Sampling

Water samples were collected and analyzed in support of the Palos Verdes Shelf Monitored Natural Recovery sampling event that was conducted in accordance with the *Quality Assurance Project Plan Water Sampling Program, Los Angeles County, California* (QAPP) (Jacobs 2022). This Data Quality Summary report summarizes the results of the quality assurance (QA) and quality control (QC) activities prescribed in the QAPP and provides a data usability assessment. The QAPP identifies the method-specific QC requirements for each analytical parameter and presents a plan to ensure that the correct sampling, analytical, and data reduction procedures were followed by using audits and data validation. This report is a general data quality assessment designed to summarize data issues.

1.1 Sample Analysis and Data Quality Assessment

Water samples were collected between October 10 and 25, 2022. Samples included 119 environmental water samples and 10 water field duplicates (FDs). The samples were reported in 10 sample delivery groups (SDGs) assigned by the laboratory. Two methods were used to analyze the following analytes:

- Polychlorinated biphenyl (PCB) congeners by Method E1668
- High-resolution gas chromatography/high-resolution mass spectrometry (HRGC/HRMS) pesticides by Method E1699M

Water sample analyses were performed by ALS Life Sciences in Burlington, Ontario, Canada. Samples were shipped by overnight carrier to the laboratory for analysis.

The SDGs were evaluated by Jacobs chemists for data quality. Analytical performance was initially assessed on an SDG or an analytical batch basis. The association of laboratory QC samples and environmental samples from the same analytical batches is determined by the laboratory lot control number. The assessment of data included a review of the following:

1. Chain-of-custody (CoC) documentation, including review of sample cooler temperatures and appropriate sample preservation
2. Holding-time compliance
3. Required QC samples at the specified frequencies
4. Flagging for laboratory blanks (LBs)
5. Laboratory control spiking samples and laboratory control spiking duplicates
6. Surrogate spike recoveries for organic analyses
7. Matrix spike/matrix spike duplicate samples on a site/location basis
8. Initial and continuing calibration information
9. Other method-specific criteria defined by the QAPP

Field QC samples (FDs and equipment blanks [EBs]) were also reviewed to ascertain field compliance and data quality issues.

1.2 Data Flags

Data flags were assigned according to the QC acceptance limits defined in the QAPP. The data validation flags for each SDG are summarized in each data quality validation report. These flags, and the reason for each flag, are entered into the electronic database and are available to data users. Multiple flags can routinely be applied to a specific sample method/matrix/analyte combination, but there will be only one final flag. A final flag is applied to the data based on the flags entered into the database and is the most conservative of the applied validation flags. The final flag also includes matrix and blank sample impacts.

Data flags can be separated into the following two categories to be used in estimating both contractor and analytical completeness:

- Flags caused by laboratory deviation from requirements in the QAPP
- Flags applied because of the nature of the sample matrix or method limitations

The categories of data flags are tracked in the database and used to calculate both contractual and analytical completeness. The database keeps track of the types of protocol violations, and contractual and analytical completeness during data validation.

The data flags are those listed in the QAPP and are defined as follows:

- J = Analyte concentration considered an estimated value because one or more QC specifications were not met, or concentration is greater than the method detection limit (MDL) but less than the project quantitation limit.
- J+ = Analyte concentration considered an estimated value because one or more QC specifications were not met and biased high.
- J- = Analyte concentration considered an estimated value because one or more QC specifications were not met and biased low.
- R = Rejected result; identification and/or quantitation could not be verified because critical QC specifications were not met.
- U = Analyte was not detected.
- UJ = Analyte was not detected. The sample quantitation limit is estimated.

In addition, the following flags, which have no QC implications and are not listed in the QAPP, were used:

- None = A database flag with no QC implications. A flag is not applied. This is a placeholder for calculating QC criteria issues that do not require flagging.
- Exclude = A database flag with no QC implications. When multiple data points have been reported, such as dilutions or re-extractions, the data that best match QAPP QC requirements are presented to the data users, and the remainders are marked with this flag.

1.3 Findings

Findings are summarized in the method sections under Overall Flagging Summary. The data validation findings are also contained in Tables 1 through 12 (provided at the end of this document), which are described as follows:

- **Table 1** – **Overall Flagging Summary**. Presents the number of occurrences for each data validation reason by method.
- **Table 2 - Results between the RL and MDL – Qualified Data**. Presents the results that are estimated because the result is between the reporting limit (RL) and the MDL.
- **Table 3 – Blank Contamination - Qualified Data**. Presents the data qualified because of blank contamination.
- **Table 4 – Field Duplicate Precision - Qualified Data**. Presents the data qualified due to FD imprecision.
- **Table 5 – Matrix Precision/Accuracy - Qualified Data**. Presents the data qualified due to matrix criteria exceedances.
- **Table 6 – Surrogate Recovery - Qualified Data**. Presents the data qualified because of surrogate criteria exceedances.
- **Table 7 – Calibration Criteria - Qualified Data**. Presents the data qualified because of calibration criteria exceedances.
- **Table 8 – Holding Times - Qualified Data**. Presents the data qualified because of holding time criteria exceedances.
- **Table 9 – Laboratory Control Sample - Qualified Data**. Presents the data qualified because of laboratory control sample (LCS)/laboratory control sample duplicate criteria exceedances.
- **Table 10 – Site Completeness by Analyte - Qualified Data**. Presents the percent completeness by analyte, matrix, and method.
- **Table 11 – Sample Summary by CoC - Data Summary**. Presents the sample identifications, sample dates, and SDGs sorted by CoC number.
- **Table 12 – Sample Chronology - Data Summary.** Presents the sample identifications, methods, sample dates, received dates, extraction dates, and analysis dates sorted by SDG number.

1.4 Flagging Summary

The frequency of field and laboratory QC samples and the associated control criteria are specified in the QAPP. These control criteria were used to evaluate the laboratory data. In the following method-specific discussions, only the criteria exceedances that resulted in data qualification are discussed.

Laboratory flags that were applied to the data that were not consistent with the data flags listed in the QAPP were marked as invalid and replaced with the appropriate data flag (e.g., “J” or “U”). The number of flagged data is compared to the total number of results to give a percentage of flagged data for each QC criterion (see Overall Assessment section).

Sample results between the MDL and the RL have been flagged "J." The qualified results represent values determined at levels where the true value of the measured chemical could not be quantified with a high degree of confidence. All data flagged for low-level imprecision were the result of the sample concentrations and not laboratory-related. The data user should consider these qualified results as estimates when making project decisions. The associated sample results are listed in Table 2.

1.4.1 Method E1668

Blanks

PCB congeners were detected above the RL in multiple EBs. PCB congeners were detected below the RL in multiple EBs. The 501 associated detected water results that were less than or equal to five times the blank concentration were qualified as not detected and flagged "U." PCB congeners were detected above the RL in multiple LBs. The 144 associated detected water results that were less than or equal to five times the blank concentration were qualified as not detected and flagged "U." PCB congeners were detected below the RL in multiple LBs. The 3,018 associated detected water results that were less than or equal to five times the blank concentration were qualified as not detected and flagged "U." The associated EB and LB criteria exceedances are listed in Table 3.

Field Duplicates

Two FD pairs exceeded the relative percent difference criteria for PCB congeners. The detected native and FD water results were qualified as estimated concentrations and flagged "J." The associated FD criteria exceedances are listed in Table 4.

Matrix

The ion ratio exceeded acceptance criteria for multiple PCB congeners in multiple samples. The 684 associated detected native water sample results were qualified as an estimated maximum possible concentration and flagged "J." The 747 associated nondetected native water sample results were qualified as an estimated maximum possible concentration and flagged "UJ." The associated matrix criteria exceedances are listed in Table 5.

Surrogates

One surrogate recovery was greater than the upper control limit (UCL) affecting multiple PCB congeners. The 25 detected water results were qualified as estimated concentrations and flagged "J+." Two surrogate recoveries were less than the lower control limit (LCL) affecting two PCB congeners. Two detected water results were qualified as estimated concentrations and flagged "J." Two surrogate recoveries were less than the LCL and less than 10 percent affecting four PCB congeners. Four nondetected water results were qualified as rejected and flagged "R." The associated surrogate criteria exceedances are listed in Table 6.

1.4.2 Method E1699M

Blanks

HRGC/HRMS pesticides were detected below the RL in multiple LBs. The 44 associated detected water results that were less than or equal to five times the blank concentration were qualified as not detected and flagged "U." The associated LB criteria exceedances are listed in Table 3.

Field Duplicates

Four FD pairs exceeded the relative percent difference criteria for HRGC/HRMS pesticides. The detected native and FD water results were qualified as estimated concentrations and flagged "J." The associated FD criteria exceedances are listed in Table 4.

Matrix

The ion ratio exceeded acceptance criteria for multiple HRGC/HRMS pesticides in multiple samples. The 54 associated detected native water sample results were qualified as an estimated maximum possible concentration and flagged "J." The 92 associated nondetected native water sample results were qualified as an estimated maximum possible concentration and flagged "UJ." The associated matrix criteria exceedances are listed in Table 5.

Calibration

HRGC/HRMS pesticides had multiple continuing calibration verification standards exceed the UCL. The 31 detected water results were qualified as estimated concentrations and flagged "J+." HRGC/HRMS pesticides had one continuing calibration verification standard exceed the LCL. Two detected water results were qualified as estimated concentrations and flagged "J-," and six nondetected water results were qualified as estimated and flagged "UJ." The associated calibration criteria exceedances are listed in Table 7.

Holding Time

HRGC/HRMS pesticides had multiple samples exceed the preparation holding time acceptance criteria. The 7-day holding time was exceeded by 1 day. The laboratory was over capacity because of a heavy workload. The 84 associated detected native water results were qualified as estimated and flagged "J." The 108 associated nondetected native water sample results were qualified as estimated and flagged "UJ." The associated holding time criteria exceedances are listed in Table 8.

Laboratory Control Samples

The LCS recovery for two HRGC/HRMS pesticides exceeded the UCL. The 22 detected water results were qualified as estimated concentrations and flagged "J+." The LCS recovery for one HRGC/HRMS pesticide exceeded the LCL. Two detected water results were qualified as estimated concentrations and flagged "J-," and four nondetected water results were qualified as estimated and flagged "UJ." The associated LCS criteria exceedances are listed in Table 9.

1.5 General Comments

The laboratory is required to report all results of any reanalysis or re-extractions to Jacobs for evaluation. Reanalysis is routinely performed to verify surrogate recoveries and internal standard recoveries, analyze dilutions, analyze re-extracted samples, perform confirmation analyses, and analyze laboratory duplicates. When multiple results for any analyte are reported, the best value (that which meets the QAPP specifications most closely) is chosen for the data users during the data validation process. Criteria specified in the QAPP are used to choose this value. Data are marked as "exclude" only when the QAPP dictates that a better value is available. For example, when a sample is run and 1 of 50 analytes in a method exceeds the calibration range, 49 results are taken from the original analytical run, and 1 result is marked "exclude." Upon dilution, 1 result is taken from the dilution, and 49 are marked as "exclude."

After this process, all 50 analytes are presented in the project database for use by the project team with a result that is not marked as "exclude." Re-extraction and reanalysis are not further discussed unless they represent a data quality issue not related to routine reasons presented in this paragraph.

1.6 Overall Assessment

Completeness is calculated and reported for each method, matrix, and analyte combination as outlined in the QAPP. The number of valid (not qualified with an "R" flag) results divided by the number of possible individual analyte results, expressed as a percentage, determines the completeness of the data set. The data were 99.9 percent complete. A summary of the completeness calculations can be found in Table 10.

Out of 7,224 normal and FD data points, 371 detected data points and 2,423 nondetected data points were qualified as estimated because of QC exceedances (38.7 percent), and 2,877 detected data points were qualified as nondetected because of blank detection exceedances (39.8 percent). Four data points were rejected from project use. These numbers indicate that the quality of the analytical program and laboratory data are sufficient to meet the project data quality objectives.

Evaluation of 100 percent of the chemical data was performed using the QAPP as a guide for data quality evaluation. No systematic protocol errors were identified on the basis of the QA program setup or during the monitoring of the field or laboratory efforts.

2. Data Management

Sampling activity logs and laboratory analytical data are maintained in a project database or in project files, where appropriate. Data were collected and include, but are not limited to, the following:

- Field Data
  - Daily field progress reports
  - Field worksheets
  - Daily field notebooks
  - CoC reports
- Laboratory Data
  - Laboratory data packages grouped by SDG
  - Corrective action reports
  - Laboratory MDL studies
  - Internal data evaluation reports for all data

Laboratory data were received as PDF and in electronic comma-delimited American Standard Code for Information Interchange (ASCII) format. The receipt of both data types was logged into the sample-tracking program to determine completeness and laboratory turnaround-time compliance.

All data quality evaluation is done using a semi-automated data validation program that uses laboratory hardcopy and electronic data simultaneously. All validation flags and discoveries are entered into the project database and are linked directly to each individual data point. This process compares hardcopy data to electronic data. All data quality validation reports are generated from the electronic database.

The data management system was designed to maintain the usability and integrity of the data through a series of procedures and QC checks that began at the field site and carried through to the generation of

data for the user. These data included both the chemical data and field operation information. Both the chemical data and the field data were handled in a relational database.

The laboratory hardcopy report original and electronic data are stored in the project local area network hard drive areas in the Jacobs office in Redding, California. The original field data forms are electronically in the Jacobs project files. The laboratory is required to archive the analytical data as outlined in the QAPP.

3. Work Cited

Jacobs. 2022. *Quality Assurance Project Plan Water Sampling Program, Los Angeles County, California.* Revision 1. September.

Tables

TABLE 1. Overall Flagging Summary

Method (Matrix)	Category	Validation Reason	Qualifier*	Qualifier Type	Number of Affected Analytes
E1668 (Water)					
	Blank	Equipment blank concentration less than the reporting limit	U	Protocol	501
	Blank	Laboratory blank contamination greater than the reporting limit	U	Protocol	144
	Blank	Laboratory blank contamination less than the reporting limit	U	Protocol	3018
	FieldDuplicate	Field duplicate RPD criteria exceeded	J	Other	4
	Matrix	Estimated Maximum Possible Concentration	J	Other	684
			UJ	Other	747
	Miscellaneous	Invalid laboratory flag - replaced with correct flag	=	Other	102
			J	Other	434
			U	Other	23
			UJ	Other	1
	SurrogateRecovery	Surrogate recovery greater than the upper control limit	J+	Other	25
	SurrogateRecovery	Surrogate recovery less than the lower control limit	J	Other	2
			R	Other	4
E1699M (Water)					
	Blank	Laboratory blank contamination less than the reporting limit	U	Protocol	44
	Calibration	Continuing calibration recovery greater than the upper control limit	J+	Protocol	31
	Calibration	Continuing calibration recovery less than the lower control limit	UJ	Protocol	6
			J-	Protocol	2
	FieldDuplicate	Field duplicate RPD criteria exceeded	J	Other	8
	HoldingTime	Holding time preperation exceeded	J	Protocol	84
			UJ	Protocol	108
	LaboratoryControlSample	LCS recovery greater than the upper control limit	J+	Protocol	22
	LaboratoryControlSample	LCS recovery less than the lower control limit	J-	Protocol	2
			UJ	Protocol	4
	Matrix	Estimated Maximum Possible Concentration	J	Other	54
			UJ	Other	92

TABLE 1. Overall Flagging Summary

Method (Matrix)	Category	Validation Reason	Qualifier*	Qualifier Type	Number of Affected Analytes
E1699M (Water)					
	Miscellaneous	Invalid laboratory flag - replaced with correct flag	=	Other	36
			J	Other	67
			U	Other	15

* The most severe flag for each analyte becomes the final validation flag.

Qualifier Description:

= = Analyte was detected greater than the quantitation limit and within the calibration range.

J = Analyte concentration is an estimated value because one or more QC specifications were not met, or concentration is greater than the MDL but less than the PQL.

J- = Analyte concentration is an estimated value and biased low.

J+ = Analyte concentration is an estimated value and biased high.

R = Data were rejected for use.

U = Analyte was not detected.

UJ = Analyte was not detected. The sample quantitation limit is estimated.

Qualifier Type:

Protocol = Flagging due to contractor/laboratory protocol violations.
Other = Flagging due to sample, matrix, or field issues not related to Quality Assurance Project Plan (QAPP) or Sampling and Analysis Plan (SAP) protocol.

TABLE 2. Results between the RL and MDL - Qualified Data

Method (Matrix) Analyte	Sample Identification	Result	Low-level Detects Final Qualifier*	MDL	RL	Criteria
E1668 (Water)						
2,2',3,4,4',5,6-Heptachlorobiphenyl (183)	BA10C-WO55-2210	0.11 pg/l	UJ	0.089	15	<RL
	BA10DC-WO35-2210	0.68 pg/l	UJ	0.5	15	<RL
	BA10DC-WO5-2210	0.58 pg/l	UJ	0.16	15	<RL
	BA1B-WO5-2210	0.232 pg/l	J	0.14	15	<RL
	BA1C-WO30-2210	0.14 pg/l	UJ	0.12	15	<RL
	BA1C-WO55-2210	0.15 pg/l	UJ	0.11	15	<RL
	BA1DC-WO35-2210	0.12 pg/l	J	0.11	15	<RL
	BA2B-WO145-2210	0.18 pg/l	UJ	0.14	15	<RL
	BA2DC-WO35-2210	0.354 pg/l	J	0.2	15	<RL
	BA3B-WO80-2210	0.128 pg/l	J	0.084	15	<RL
	BA3C-WO55-2210	0.261 pg/l	J	0.17	15	<RL
	BA3DC-WO5-2210	0.17 pg/l	J	0.13	15	<RL
	BA4B-WO145-2210	15 pg/l	U	0.072	15	<RL
	BA4B-WO5-2210	15 pg/l	U	0.065	15	<RL
	BA4C-WO55-2210	0.12 pg/l	UJ	0.11	15	<RL
	BA4C-WO55-2210-FD2	0.072 pg/l	UJ	0.041	15	<RL
	BA4DC-WO35-2210	0.44 pg/l	J	0.059	15	<RL
	BA4DC-WO5-2210	0.091 pg/l	J	0.082	15	<RL
	BA5B-WO145-2210	0.54 pg/l	UJ	0.52	15	<RL
	BA5DC-WO20-2210	0.11 pg/l	J	0.075	15	<RL
	BA5DC-WO35-2210	0.144 pg/l	J	0.1	15	<RL
	BA5DC-WO35-2210-FD	0.755 pg/l	J	0.11	15	<RL
	BA5DC-WO5-2210	0.116 pg/l	J	0.1	15	<RL
	BA6BC-WO50-2210	0.2 pg/l	UJ	0.11	15	<RL
	BA6BC-WO5-2210	0.17 pg/l	UJ	0.095	17	<RL
	BA6B-WO145-2210	0.28 pg/l	U	0.12	15	<RL
	BA6B-WO75-2210	0.13 pg/l	U	0.12	15	<RL
	BA6C-WO55-2210	0.21 pg/l	UJ	0.065	15	<RL
	BA6DC-WO35-2210	0.15 pg/l	J	0.12	15	<RL
	BA7BC-WO5-2210	15 pg/l	U	0.13	15	<RL
	BA7B-WO145-2210	0.28 pg/l	U	0.061	15	<RL
	BA7C-WO55-2210	0.24 pg/l	UJ	0.23	15	<RL
	BA7DC-WO35-2210	0.578 pg/l	J	0.055	15	<RL

TABLE 2. Results between the RL and MDL - Qualified Data

Method (Matrix) Analyte	Sample Identification	Result	Low-level Detects Final Qualifier*	MDL	RL	Criteria
E1668 (Water)						
2,2',3,4,4',5,6-Heptachlorobiphenyl (183)	BA7DC-WO35-2210-FD	0.17 pg/l	J	0.086	15	<RL
	BA7DC-WO35-2210-FD2	0.455 pg/l	J	0.076	15	<RL
	BA8BC-WO5-2210	15 pg/l	U	0.1	15	<RL
	BA8BC-WO95-2210	15 pg/l	U	0.11	15	<RL
	BA8B-WO5-2210	15 pg/l	U	0.036	15	<RL
	BA8B-WO75-2210	15 pg/l	U	0.17	15	<RL
	BA8C-WO55-2210	0.257 pg/l	J	0.061	15	<RL
	BA9BC-WO50-2210	0.066 pg/l	U	0.056	15	<RL
	BA9BC-WO5-2210	0.11 pg/l	U	0.071	15	<RL
	BA9BC-WO95-2210	0.166 pg/l	U	0.072	15	<RL
	BA9C-WO30-2210	0.097 pg/l	U	0.079	15	<RL
	W1-WO55-2210	0.43 pg/l	J	0.18	15	<RL
	W2-WO100-2210	0.11 pg/l	J	0.077	15	<RL
	W2-WO5-2210	0.15 pg/l	J	0.11	15	<RL
	W3-WO100-2210	15 pg/l	U	0.052	15	<RL
	W3-WO195-2210	15 pg/l	U	0.098	15	<RL
	W4-WO195-2210	15 pg/l	U	0.12	15	<RL
	W4-WO5-2210	15 pg/l	U	0.087	15	<RL
	W5-WO55-2210	0.11 pg/l	UJ	0.073	7.5	<RL
Decachlorobiphenyl	BA10B-WO145-2210	15 pg/l	U	0.19	15	<RL
	BA10B-WO5-2210	15 pg/l	U	0.082	15	<RL
	BA10B-WO75-2210	15 pg/l	U	0.12	15	<RL
	BA10C-WO30-2210	7.96 pg/l	J	0.21	15	<RL
	BA10C-WO5-2210	15 pg/l	U	0.14	15	<RL
	BA10C-WO55-2210	15 pg/l	U	0.087	15	<RL
	BA10DC-WO20-2210	15 pg/l	U	0.11	15	<RL
	BA10DC-WO35-2210	0.64 pg/l	UJ	0.3	15	<RL
	BA1B-WO145-2210	15 pg/l	UJ	0.17	15	<RL
	BA1B-WO5-2210	15 pg/l	UJ	0.08	15	<RL
	BA1C-WO30-2210	0.21 pg/l	UJ	0.091	15	<RL
	BA1DC-WO20-2210	15 pg/l	U	0.37	15	<RL
	BA1DC-WO35-2210	15 pg/l	U	0.1	15	<RL
	BA1DC-WO5-2210	15 pg/l	U	0.23	15	<RL

TABLE 2. Results between the RL and MDL - Qualified Data

Method (Matrix) Analyte	Sample Identification	Result	Low-level Detects Final Qualifier*	MDL	RL	Criteria
E1668 (Water)						
Decachlorobiphenyl	BA2B-WO145-2210	15 pg/l	UJ	0.078	15	<RL
	BA2B-WO5-2210	15 pg/l	U	0.056	15	<RL
	BA2B-WO75-2210	15 pg/l	UJ	0.089	15	<RL
	BA2C-WO55-2210	0.54 pg/l	UJ	0.18	15	<RL
	BA2DC-WO20-2210	15 pg/l	U	0.14	15	<RL
	BA2DC-WO35-2210	15 pg/l	U	0.14	15	<RL
	BA2DC-WO5-2210	15 pg/l	U	0.14	15	<RL
	BA3B-WO145-2210	15 pg/l	U	0.07	15	<RL
	BA3B-WO5-2210	15 pg/l	UJ	0.088	15	<RL
	BA3B-WO80-2210	15 pg/l	U	0.061	15	<RL
	BA3C-WO30-2210	1.17 pg/l	J	0.076	15	<RL
	BA3C-WO5-2210	2.4 pg/l	J	0.073	15	<RL
	BA3C-WO55-2210	15 pg/l	UJ	0.088	15	<RL
	BA3DC-WO20-2210	15 pg/l	U	0.1	15	<RL
	BA3DC-WO35-2210	15 pg/l	U	0.18	15	<RL
	BA3DC-WO5-2210	15 pg/l	U	0.1	15	<RL
	BA4B-WO145-2210	15 pg/l	U	0.057	15	<RL
	BA4B-WO5-2210	15 pg/l	U	0.054	15	<RL
	BA4B-WO75-2210	15 pg/l	U	0.14	15	<RL
	BA4C-WO5-2210	15 pg/l	UJ	0.23	15	<RL
	BA4C-WO55-2210	15 pg/l	UJ	0.037	15	<RL
	BA4C-WO55-2210-FD	15 pg/l	UJ	0.14	15	<RL
	BA4C-WO55-2210-FD2	15 pg/l	U	0.016	15	<RL
	BA4DC-WO20-2210	15 pg/l	U	0.075	15	<RL
	BA4DC-WO35-2210	15 pg/l	U	0.04	15	<RL
	BA4DC-WO5-2210	15 pg/l	U	0.049	15	<RL
	BA5B-WO145-2210	0.75 pg/l	UJ	0.096	15	<RL
	BA5B-WO5-2210	15 pg/l	UJ	0.075	15	<RL
	BA5B-WO75-2210	15 pg/l	U	0.18	15	<RL
	BA5C-WO30-2210	15 pg/l	U	0.098	15	<RL
	BA5C-WO5-2210	15 pg/l	U	0.11	15	<RL
	BA5C-WO55-2210	15 pg/l	UJ	0.046	15	<RL
	BA5DC-WO20-2210	15 pg/l	U	0.061	15	<RL
	BA5DC-WO35-2210	15 pg/l	U	0.063	15	<RL

TABLE 2. Results between the RL and MDL - Qualified Data

Method (Matrix) Analyte	Sample Identification	Result	Low-level Detects Final Qualifier*	MDL	RL	Criteria
E1668 (Water)						
Decachlorobiphenyl	BA5DC-WO35-2210-FD	15 pg/l	U	0.062	15	<RL
	BA5DC-WO5-2210	15 pg/l	U	0.09	15	<RL
	BA6BC-WO50-2210	4.91 pg/l	J	0.049	15	<RL
	BA6BC-WO5-2210	17 pg/l	U	0.029	17	<RL
	BA6BC-WO95-2210	15 pg/l	U	0.11	15	<RL
	BA6B-WO145-2210	15 pg/l	U	0.069	15	<RL
	BA6B-WO5-2210	15 pg/l	U	0.074	15	<RL
	BA6B-WO75-2210	15 pg/l	U	0.07	15	<RL
	BA6C-WO30-2210	15 pg/l	UJ	0.041	15	<RL
	BA6C-WO5-2210	15 pg/l	U	0.085	15	<RL
	BA6C-WO55-2210	15 pg/l	UJ	0.029	15	<RL
	BA6DC-WO20-2210	15 pg/l	U	0.083	15	<RL
	BA6DC-WO35-2210	15 pg/l	U	0.066	15	<RL
	BA6DC-WO5-2210	15 pg/l	U	0.086	15	<RL
	BA7BC-WO50-2210	15 pg/l	U	0.07	15	<RL
	BA7BC-WO5-2210	15 pg/l	U	0.11	15	<RL
	BA7BC-WO95-2210	15 pg/l	U	0.18	15	<RL
	BA7B-WO145-2210	15 pg/l	U	0.044	15	<RL
	BA7B-WO5-2210	15 pg/l	U	0.66	15	<RL
	BA7B-WO75-2210	15 pg/l	U	0.066	15	<RL
	BA7C-WO30-2210	1.15 pg/l	J	0.15	15	<RL
	BA7C-WO5-2210	0.4 pg/l	UJ	0.17	15	<RL
	BA7C-WO55-2210	0.471 pg/l	J	0.085	15	<RL
	BA7DC-WO20-2210	15 pg/l	U	0.071	15	<RL
	BA7DC-WO35-2210	15 pg/l	U	0.039	15	<RL
	BA7DC-WO35-2210-FD	15 pg/l	U	0.063	15	<RL
	BA7DC-WO35-2210-FD2	15 pg/l	U	0.088	15	<RL
	BA7DC-WO5-2210	15 pg/l	U	0.065	15	<RL
	BA8BC-WO50-2210	15 pg/l	U	0.093	15	<RL
	BA8BC-WO95-2210	15 pg/l	U	0.075	15	<RL
	BA8B-WO5-2210	15 pg/l	U	0.024	15	<RL
	BA8C-WO5-2210	0.29 pg/l	UJ	0.14	15	<RL
	BA8C-WO55-2210	0.17 pg/l	UJ	0.032	15	<RL
	BA8DC-WO20-2210	15 pg/l	U	0.08	15	<RL

TABLE 2. Results between the RL and MDL - Qualified Data

Method (Matrix) Analyte	Sample Identification	Result	Low-level Detects Final Qualifier*	MDL	RL	Criteria
E1668 (Water)						
Decachlorobiphenyl	BA8DC-WO5-2210	15 pg/l	U	0.14	15	<RL
	BA9BC-WO50-2210	15 pg/l	U	0.07	15	<RL
	BA9BC-WO5-2210	15 pg/l	U	0.048	15	<RL
	BA9BC-WO95-2210	15 pg/l	U	0.043	15	<RL
	BA9B-WO5-2210	15 pg/l	U	0.07	15	<RL
	BA9B-WO75-2210	3.63 pg/l	U	0.062	15	<RL
	BA9C-WO30-2210	15 pg/l	U	0.068	15	<RL
	BA9C-WO5-2210	15 pg/l	U	0.056	15	<RL
	BA9C-WO55-2210	15 pg/l	U	0.052	15	<RL
	BA9DC-WO20-2210	15 pg/l	U	0.073	15	<RL
	BA9DC-WO35-2210	15 pg/l	U	0.11	15	<RL
	BA9DC-WO35-2210-FD	15 pg/l	U	0.12	15	<RL
	T11-WO30-2210	0.682 pg/l	U	0.048	15	<RL
	W1-WO55-2210	15 pg/l	U	0.15	15	<RL
	W2-WO100-2210	15 pg/l	U	0.068	15	<RL
	W2-WO195-2210	15 pg/l	U	0.12	15	<RL
	W2-WO5-2210	15 pg/l	U	0.12	15	<RL
	W3-WO100-2210	15 pg/l	U	0.045	15	<RL
	W3-WO195-2210	15 pg/l	U	0.088	15	<RL
	W3-WO5-2210	15 pg/l	U	0.096	15	<RL
	W4-WO100-2210	15 pg/l	U	0.071	15	<RL
	W4-WO5-2210	15 pg/l	U	0.063	15	<RL
	W5-WO5-2210	7.5 pg/l	UJ	0.1	7.5	<RL
	W5-WO55-2210	7.5 pg/l	UJ	0.079	7.5	<RL
	W5-WO55-2210-FD	7.5 pg/l	UJ	0.1	7.5	<RL
PCB-105	BA10B-WO145-2210	15 pg/l	U	0.3	15	<RL
	BA10B-WO5-2210	15 pg/l	U	0.078	15	<RL
	BA10B-WO75-2210	15 pg/l	U	0.1	15	<RL
	BA10C-WO30-2210	15 pg/l	U	0.22	15	<RL
	BA10C-WO5-2210	15 pg/l	UJ	0.13	15	<RL
	BA10C-WO55-2210	15 pg/l	U	0.084	15	<RL
	BA10DC-WO20-2210	15 pg/l	U	0.066	15	<RL
	BA10DC-WO35-2210	15 pg/l	U	0.64	15	<RL
	BA10DC-WO5-2210	15 pg/l	U	0.16	15	<RL

TABLE 2. Results between the RL and MDL - Qualified Data

Method (Matrix) / Analyte	Sample Identification	Result	Low-level Detects Final Qualifier*	MDL	RL	Criteria
E1668 (Water)						
PCB-105	BA1B-WO145-2210	15 pg/l	U	0.17	15	<RL
	BA1B-WO5-2210	15 pg/l	U	0.15	15	<RL
	BA1B-WO75-2210	15 pg/l	U	0.26	15	<RL
	BA1C-WO30-2210	15 pg/l	UJ	0.097	15	<RL
	BA1C-WO5-2210	15 pg/l	UJ	0.32	15	<RL
	BA1C-WO55-2210	15 pg/l	U	0.11	15	<RL
	BA1DC-WO20-2210	15 pg/l	U	0.51	15	<RL
	BA1DC-WO35-2210	15 pg/l	U	0.12	15	<RL
	BA1DC-WO5-2210	15 pg/l	U	0.33	15	<RL
	BA1DC-WO5-2210-FD	15 pg/l	U	0.26	15	<RL
	BA2B-WO145-2210	15 pg/l	UJ	0.15	15	<RL
	BA2B-WO5-2210	15 pg/l	U	0.16	15	<RL
	BA2B-WO75-2210	15 pg/l	U	0.19	15	<RL
	BA2C-WO30-2210	15 pg/l	U	0.11	15	<RL
	BA2C-WO5-2210	15 pg/l	UJ	0.11	15	<RL
	BA2C-WO55-2210	15 pg/l	U	0.097	15	<RL
	BA2DC-WO20-2210	15 pg/l	U	0.26	15	<RL
	BA2DC-WO35-2210	15 pg/l	U	0.2	15	<RL
	BA2DC-WO5-2210	15 pg/l	U	0.18	15	<RL
	BA3B-WO145-2210	15 pg/l	UJ	0.11	15	<RL
	BA3B-WO5-2210	15 pg/l	U	0.13	15	<RL
	BA3B-WO80-2210	15 pg/l	U	0.088	15	<RL
	BA3C-WO30-2210	15 pg/l	UJ	0.071	15	<RL
	BA3C-WO5-2210	15 pg/l	UJ	0.14	15	<RL
	BA3C-WO55-2210	15 pg/l	UJ	0.14	15	<RL
	BA3DC-WO20-2210	15 pg/l	U	0.15	15	<RL
	BA3DC-WO35-2210	15 pg/l	U	0.26	15	<RL
	BA3DC-WO5-2210	15 pg/l	U	0.13	15	<RL
	BA4B-WO145-2210	15 pg/l	U	0.077	15	<RL
	BA4B-WO5-2210	15 pg/l	U	0.045	15	<RL
	BA4B-WO75-2210	15 pg/l	U	0.12	15	<RL
	BA4C-WO30-2210	15 pg/l	U	0.79	15	<RL
	BA4C-WO5-2210	15 pg/l	U	0.29	15	<RL
	BA4C-WO55-2210	15 pg/l	U	0.094	15	<RL

TABLE 2. Results between the RL and MDL - Qualified Data

Method (Matrix) / Analyte	Sample Identification	Result	Low-level Detects Final Qualifier*	MDL	RL	Criteria
E1668 (Water)						
PCB-105	BA4C-WO55-2210-FD	15 pg/l	U	0.26	15	<RL
	BA4C-WO55-2210-FD2	15 pg/l	U	0.055	15	<RL
	BA4DC-WO20-2210	15 pg/l	U	0.085	15	<RL
	BA4DC-WO35-2210	2.41 pg/l	J	0.075	15	<RL
	BA4DC-WO5-2210	15 pg/l	U	0.059	15	<RL
	BA5B-WO145-2210	5.6 pg/l	UJ	0.52	15	<RL
	BA5B-WO5-2210	15 pg/l	UJ	0.091	15	<RL
	BA5B-WO75-2210	15 pg/l	UJ	0.31	15	<RL
	BA5C-WO30-2210	15 pg/l	U	0.24	15	<RL
	BA5C-WO5-2210	15 pg/l	UJ	0.17	15	<RL
	BA5C-WO55-2210	15 pg/l	U	0.11	15	<RL
	BA5DC-WO20-2210	15 pg/l	U	0.066	15	<RL
	BA5DC-WO35-2210	15 pg/l	U	0.069	15	<RL
	BA5DC-WO35-2210-FD	4.41 pg/l	J	0.085	15	<RL
	BA5DC-WO5-2210	15 pg/l	U	0.099	15	<RL
	BA6BC-WO50-2210	15 pg/l	U	0.074	15	<RL
	BA6BC-WO5-2210	17 pg/l	U	0.078	17	<RL
	BA6BC-WO95-2210	15 pg/l	U	0.18	15	<RL
	BA6B-WO145-2210	15 pg/l	U	0.12	15	<RL
	BA6B-WO5-2210	15 pg/l	U	0.14	15	<RL
	BA6B-WO75-2210	15 pg/l	U	0.11	15	<RL
	BA6C-WO30-2210	15 pg/l	U	0.091	15	<RL
	BA6C-WO5-2210	15 pg/l	U	0.19	15	<RL
	BA6C-WO55-2210	15 pg/l	U	0.067	15	<RL
	BA6DC-WO20-2210	15 pg/l	U	0.069	15	<RL
	BA6DC-WO35-2210	15 pg/l	U	0.069	15	<RL
	BA6DC-WO5-2210	15 pg/l	U	0.16	15	<RL
	BA7BC-WO50-2210	15 pg/l	U	0.084	15	<RL
	BA7BC-WO5-2210	15 pg/l	U	0.096	15	<RL
	BA7BC-WO95-2210	15 pg/l	U	0.23	15	<RL
	BA7B-WO145-2210	15 pg/l	U	0.072	15	<RL
	BA7B-WO5-2210	15 pg/l	U	0.093	15	<RL
	BA7B-WO75-2210	15 pg/l	U	0.13	15	<RL
	BA7C-WO30-2210	15 pg/l	UJ	0.44	15	<RL

TABLE 2. Results between the RL and MDL - Qualified Data

Method (Matrix) Analyte	Sample Identification	Result	Low-level Detects Final Qualifier*	MDL	RL	Criteria
E1668 (Water)						
PCB-105	BA7C-WO5-2210	15 pg/l	UJ	0.55	15	<RL
	BA7C-WO55-2210	15 pg/l	U	0.37	15	<RL
	BA7DC-WO20-2210	15 pg/l	U	0.062	15	<RL
	BA7DC-WO35-2210	2.96 pg/l	J	0.066	15	<RL
	BA7DC-WO35-2210-FD	15 pg/l	U	0.068	15	<RL
	BA7DC-WO35-2210-FD2	15 pg/l	U	0.088	15	<RL
	BA7DC-WO5-2210	15 pg/l	U	0.069	15	<RL
	BA8BC-WO50-2210	15 pg/l	U	0.084	15	<RL
	BA8BC-WO5-2210	15 pg/l	U	0.1	15	<RL
	BA8BC-WO95-2210	15 pg/l	U	0.085	15	<RL
	BA8B-WO145-2210	15 pg/l	U	0.24	15	<RL
	BA8B-WO5-2210	15 pg/l	U	0.026	15	<RL
	BA8B-WO75-2210	15 pg/l	U	0.12	15	<RL
	BA8C-WO5-2210	15 pg/l	UJ	0.35	15	<RL
	BA8C-WO55-2210	15 pg/l	UJ	0.069	15	<RL
	BA8C-WO55-2210-FD	15 pg/l	U	0.97	15	<RL
	BA8DC-WO20-2210	15 pg/l	U	0.087	15	<RL
	BA8DC-WO35-2210	15 pg/l	U	0.32	15	<RL
	BA8DC-WO5-2210	15 pg/l	U	0.11	15	<RL
	BA9BC-WO50-2210	15 pg/l	U	0.079	15	<RL
	BA9BC-WO5-2210	15 pg/l	U	0.066	15	<RL
	BA9BC-WO95-2210	15 pg/l	U	0.06	15	<RL
	BA9B-WO5-2210	15 pg/l	U	0.094	15	<RL
	BA9B-WO75-2210	15 pg/l	U	0.11	15	<RL
	BA9C-WO30-2210	15 pg/l	U	0.081	15	<RL
	BA9C-WO5-2210	15 pg/l	U	0.075	15	<RL
	BA9C-WO55-2210	15 pg/l	U	0.062	15	<RL
	BA9DC-WO20-2210	15 pg/l	U	0.078	15	<RL
	BA9DC-WO35-2210	15 pg/l	U	0.095	15	<RL
	BA9DC-WO35-2210-FD	15 pg/l	U	0.13	15	<RL
	BA9DC-WO5-2210	15 pg/l	U	0.096	15	<RL
	T11-WO30-2210	15 pg/l	U	0.11	15	<RL
	W1-WO55-2210	15 pg/l	U	0.2	15	<RL
	W2-WO100-2210	15 pg/l	U	0.088	15	<RL

TABLE 2. Results between the RL and MDL - Qualified Data

Method (Matrix) Analyte	Sample Identification	Result	Low-level Detects Final Qualifier*	MDL	RL	Criteria
E1668 (Water)						
PCB-105	W2-WO195-2210	15 pg/l	U	0.11	15	<RL
	W2-WO5-2210	15 pg/l	U	0.11	15	<RL
	W3-WO100-2210	15 pg/l	U	0.05	15	<RL
	W3-WO195-2210	15 pg/l	U	0.082	15	<RL
	W3-WO5-2210	15 pg/l	U	0.078	15	<RL
	W4-WO100-2210	15 pg/l	U	0.086	15	<RL
	W4-WO195-2210	15 pg/l	U	0.1	15	<RL
	W4-WO5-2210	15 pg/l	U	0.077	15	<RL
	W5-WO30-2210	7.5 pg/l	UJ	0.059	7.5	<RL
	W5-WO5-2210	7.5 pg/l	U	0.078	7.5	<RL
	W5-WO55-2210	7.5 pg/l	UJ	0.07	7.5	<RL
	W5-WO55-2210-FD	7.5 pg/l	UJ	0.058	7.5	<RL
PCB-114	BA2B-WO145-2210	0.359 pg/l	J	0.16	15	<RL
	BA3B-WO80-2210	15 pg/l	U	0.095	15	<RL
	BA4B-WO145-2210	15 pg/l	U	0.085	15	<RL
	BA4C-WO55-2210	15 pg/l	UJ	0.11	15	<RL
	BA4C-WO55-2210-FD2	15 pg/l	UJ	0.062	15	<RL
	BA4DC-WO35-2210	15 pg/l	U	0.08	15	<RL
	BA4DC-WO5-2210	15 pg/l	U	0.064	15	<RL
	BA5DC-WO35-2210	15 pg/l	U	0.076	15	<RL
	BA5DC-WO35-2210-FD	15 pg/l	U	0.095	15	<RL
	BA6BC-WO95-2210	15 pg/l	U	0.2	15	<RL
	BA6B-WO145-2210	15 pg/l	U	0.13	15	<RL
	BA6C-WO55-2210	15 pg/l	U	0.077	15	<RL
	BA6DC-WO20-2210	15 pg/l	U	0.076	15	<RL
	BA7BC-WO50-2210	15 pg/l	U	0.091	15	<RL
	BA7B-WO145-2210	15 pg/l	U	0.078	15	<RL
	BA7DC-WO35-2210	15 pg/l	U	0.072	15	<RL
	BA7DC-WO35-2210-FD	15 pg/l	U	0.08	15	<RL
	BA7DC-WO35-2210-FD2	15 pg/l	U	0.1	15	<RL
	BA8BC-WO95-2210	15 pg/l	U	0.097	15	<RL
	BA8B-WO5-2210	15 pg/l	U	0.029	15	<RL
	BA8B-WO75-2210	15 pg/l	U	0.14	15	<RL
	BA8C-WO55-2210	0.13 pg/l	UJ	0.075	15	<RL

TABLE 2. Results between the RL and MDL - Qualified Data

Method (Matrix) Analyte	Sample Identification	Result	Low-level Detects Final Qualifier*	MDL	RL	Criteria
E1668 (Water)						
PCB-114	BA8DC-WO5-2210	0.18 pg/l	J	0.12	15	<RL
	BA9BC-WO95-2210	15 pg/l	U	0.07	15	<RL
	BA9C-WO5-2210	1.05 pg/l	J	0.084	15	<RL
	W3-WO100-2210	15 pg/l	U	0.054	15	<RL
	W4-WO195-2210	15 pg/l	U	0.12	15	<RL
	W4-WO5-2210	1.61 pg/l	J	0.086	15	<RL
PCB-118	BA10B-WO145-2210	15 pg/l	U	0.32	15	<RL
	BA10B-WO5-2210	15 pg/l	U	0.082	15	<RL
	BA10B-WO75-2210	15 pg/l	U	0.11	15	<RL
	BA10C-WO30-2210	15 pg/l	U	0.24	15	<RL
	BA10C-WO5-2210	15 pg/l	U	0.14	15	<RL
	BA10C-WO55-2210	15 pg/l	U	0.086	15	<RL
	BA10DC-WO20-2210	15 pg/l	U	0.068	15	<RL
	BA10DC-WO35-2210	6.77 pg/l	U	0.6	15	<RL
	BA10DC-WO5-2210	15 pg/l	UJ	0.17	15	<RL
	BA1B-WO145-2210	15 pg/l	U	0.17	15	<RL
	BA1B-WO5-2210	15 pg/l	U	0.15	15	<RL
	BA1B-WO75-2210	15 pg/l	U	0.28	15	<RL
	BA1C-WO30-2210	15 pg/l	UJ	0.1	15	<RL
	BA1C-WO5-2210	15 pg/l	UJ	0.33	15	<RL
	BA1C-WO55-2210	15 pg/l	U	0.11	15	<RL
	BA1DC-WO20-2210	15 pg/l	U	0.55	15	<RL
	BA1DC-WO35-2210	15 pg/l	U	0.13	15	<RL
	BA1DC-WO5-2210	15 pg/l	U	0.38	15	<RL
	BA1DC-WO5-2210-FD	15 pg/l	U	0.29	15	<RL
	BA2B-WO145-2210	15 pg/l	U	0.16	15	<RL
	BA2B-WO5-2210	15 pg/l	U	0.17	15	<RL
	BA2B-WO75-2210	15 pg/l	U	0.2	15	<RL
	BA2C-WO30-2210	15 pg/l	U	0.11	15	<RL
	BA2C-WO5-2210	15 pg/l	U	0.11	15	<RL
	BA2C-WO55-2210	15 pg/l	U	0.094	15	<RL
	BA2DC-WO20-2210	15 pg/l	U	0.29	15	<RL
	BA2DC-WO35-2210	15 pg/l	U	0.22	15	<RL
	BA2DC-WO5-2210	15 pg/l	U	0.2	15	<RL

TABLE 2. Results between the RL and MDL - Qualified Data

Method (Matrix) Analyte	Sample Identification	Result	Low-level Detects Final Qualifier*	MDL	RL	Criteria
E1668 (Water)						
PCB-118	BA3B-WO145-2210	15 pg/l	UJ	0.1	15	<RL
	BA3B-WO5-2210	15 pg/l	U	0.12	15	<RL
	BA3B-WO80-2210	15 pg/l	UJ	0.086	15	<RL
	BA3C-WO30-2210	15 pg/l	U	0.074	15	<RL
	BA3C-WO5-2210	15 pg/l	U	0.13	15	<RL
	BA3C-WO55-2210	15 pg/l	UJ	0.15	15	<RL
	BA3DC-WO20-2210	15 pg/l	U	0.18	15	<RL
	BA3DC-WO35-2210	15 pg/l	U	0.33	15	<RL
	BA3DC-WO5-2210	15 pg/l	U	0.14	15	<RL
	BA4B-WO145-2210	15 pg/l	U	0.073	15	<RL
	BA4B-WO5-2210	15 pg/l	U	0.044	15	<RL
	BA4B-WO75-2210	15 pg/l	U	0.12	15	<RL
	BA4C-WO30-2210	15 pg/l	UJ	0.73	15	<RL
	BA4C-WO5-2210	15 pg/l	U	0.3	15	<RL
	BA4C-WO55-2210	15 pg/l	UJ	0.094	15	<RL
	BA4C-WO55-2210-FD	15 pg/l	U	0.29	15	<RL
	BA4C-WO55-2210-FD2	15 pg/l	U	0.056	15	<RL
	BA4DC-WO20-2210	15 pg/l	U	0.087	15	<RL
	BA4DC-WO35-2210	15 pg/l	U	0.071	15	<RL
	BA4DC-WO5-2210	15 pg/l	U	0.059	15	<RL
	BA5B-WO145-2210	11.8 pg/l	J	0.5	15	<RL
	BA5B-WO5-2210	15 pg/l	U	0.087	15	<RL
	BA5B-WO75-2210	15 pg/l	UJ	0.3	15	<RL
	BA5C-WO30-2210	15 pg/l	UJ	0.27	15	<RL
	BA5C-WO5-2210	15 pg/l	U	0.17	15	<RL
	BA5C-WO55-2210	15 pg/l	U	0.12	15	<RL
	BA5DC-WO20-2210	15 pg/l	U	0.064	15	<RL
	BA5DC-WO35-2210	15 pg/l	U	0.068	15	<RL
	BA5DC-WO35-2210-FD	9.66 pg/l	J	0.084	15	<RL
	BA5DC-WO5-2210	15 pg/l	U	0.099	15	<RL
	BA6BC-WO50-2210	15 pg/l	U	0.079	15	<RL
	BA6BC-WO5-2210	17 pg/l	UJ	0.077	17	<RL
	BA6BC-WO95-2210	15 pg/l	U	0.19	15	<RL
	BA6B-WO145-2210	15 pg/l	U	0.12	15	<RL

TABLE 2. Results between the RL and MDL - Qualified Data

Method (Matrix) Analyte	Sample Identification	Result	Low-level Detects Final Qualifier*	MDL	RL	Criteria
E1668 (Water)						
PCB-118	BA6B-WO5-2210	15 pg/l	U	0.14	15	<RL
	BA6B-WO75-2210	15 pg/l	U	0.11	15	<RL
	BA6C-WO30-2210	15 pg/l	U	0.093	15	<RL
	BA6C-WO5-2210	15 pg/l	U	0.21	15	<RL
	BA6C-WO55-2210	15 pg/l	U	0.068	15	<RL
	BA6DC-WO20-2210	15 pg/l	U	0.067	15	<RL
	BA6DC-WO35-2210	15 pg/l	U	0.066	15	<RL
	BA6DC-WO5-2210	15 pg/l	U	0.17	15	<RL
	BA7BC-WO50-2210	15 pg/l	U	0.083	15	<RL
	BA7BC-WO5-2210	15 pg/l	U	0.099	15	<RL
	BA7BC-WO95-2210	15 pg/l	U	0.2	15	<RL
	BA7B-WO145-2210	15 pg/l	U	0.071	15	<RL
	BA7B-WO5-2210	15 pg/l	U	0.1	15	<RL
	BA7B-WO75-2210	15 pg/l	U	0.13	15	<RL
	BA7C-WO30-2210	15 pg/l	UJ	0.41	15	<RL
	BA7C-WO5-2210	15 pg/l	U	0.51	15	<RL
	BA7C-WO55-2210	6.8 pg/l	UJ	0.33	15	<RL
	BA7DC-WO20-2210	15 pg/l	U	0.062	15	<RL
	BA7DC-WO35-2210	6.4 pg/l	J	0.064	15	<RL
	BA7DC-WO35-2210-FD	15 pg/l	U	0.07	15	<RL
	BA7DC-WO35-2210-FD2	5.86 pg/l	J	0.092	15	<RL
	BA7DC-WO5-2210	15 pg/l	U	0.069	15	<RL
	BA8BC-WO50-2210	15 pg/l	U	0.09	15	<RL
	BA8BC-WO5-2210	15 pg/l	U	0.099	15	<RL
	BA8BC-WO95-2210	15 pg/l	U	0.088	15	<RL
	BA8B-WO145-2210	15 pg/l	U	0.25	15	<RL
	BA8B-WO5-2210	15 pg/l	U	0.025	15	<RL
	BA8B-WO75-2210	15 pg/l	U	0.12	15	<RL
	BA8C-WO30-2210	15 pg/l	UJ	0.78	15	<RL
	BA8C-WO5-2210	15 pg/l	UJ	0.33	15	<RL
	BA8C-WO55-2210	15 pg/l	U	0.069	15	<RL
	BA8C-WO55-2210-FD	15 pg/l	U	0.88	15	<RL
	BA8C-WO55-2210-FD2	15 pg/l	U	1.4	15	<RL
	BA8DC-WO20-2210	15 pg/l	U	0.091	15	<RL

TABLE 2. Results between the RL and MDL - Qualified Data

Method (Matrix) Analyte	Sample Identification	Result	Low-level Detects Final Qualifier*	MDL	RL	Criteria
E1668 (Water)						
PCB-118	BA8DC-WO35-2210	15 pg/l	U	0.32	15	<RL
	BA8DC-WO5-2210	15 pg/l	U	0.11	15	<RL
	BA9BC-WO50-2210	15 pg/l	U	0.078	15	<RL
	BA9BC-WO5-2210	15 pg/l	U	0.066	15	<RL
	BA9BC-WO95-2210	15 pg/l	U	0.062	15	<RL
	BA9B-WO145-2210	15 pg/l	UJ	2	15	<RL
	BA9B-WO5-2210	15 pg/l	U	0.095	15	<RL
	BA9B-WO75-2210	15 pg/l	U	0.11	15	<RL
	BA9C-WO30-2210	15 pg/l	U	0.081	15	<RL
	BA9C-WO5-2210	15 pg/l	U	0.073	15	<RL
	BA9C-WO55-2210	15 pg/l	U	0.062	15	<RL
	BA9DC-WO20-2210	15 pg/l	U	0.08	15	<RL
	BA9DC-WO35-2210	15 pg/l	U	0.1	15	<RL
	BA9DC-WO35-2210-FD	15 pg/l	U	0.13	15	<RL
	BA9DC-WO5-2210	15 pg/l	U	0.1	15	<RL
	T11-WO30-2210	15 pg/l	U	0.11	15	<RL
	T11-WO5-2210	15 pg/l	U	0.46	15	<RL
	W1-WO30-2210	15 pg/l	U	0.58	15	<RL
	W1-WO5-2210	15 pg/l	U	0.77	15	<RL
	W1-WO55-2210	15 pg/l	U	0.2	15	<RL
	W2-WO100-2210	15 pg/l	U	0.093	15	<RL
	W2-WO195-2210	15 pg/l	U	0.11	15	<RL
	W2-WO5-2210	15 pg/l	U	0.12	15	<RL
	W3-WO100-2210	15 pg/l	U	0.048	15	<RL
	W3-WO195-2210	15 pg/l	U	0.076	15	<RL
	W3-WO5-2210	15 pg/l	U	0.071	15	<RL
	W4-WO100-2210	15 pg/l	U	0.081	15	<RL
	W4-WO195-2210	15 pg/l	U	0.11	15	<RL
	W4-WO5-2210	15 pg/l	U	0.078	15	<RL
	W5-WO30-2210	7.5 pg/l	UJ	0.059	7.5	<RL
	W5-WO5-2210	7.5 pg/l	U	0.081	7.5	<RL
	W5-WO55-2210	7.5 pg/l	UJ	0.07	7.5	<RL
	W5-WO55-2210-FD	7.5 pg/l	U	0.06	7.5	<RL
PCB-123	BA10DC-WO35-2210	0.97 pg/l	UJ	0.68	15	<RL

TABLE 2. Results between the RL and MDL - Qualified Data

Method (Matrix) Analyte	Sample Identification	Result	Low-level Detects Final Qualifier*	MDL	RL	Criteria
E1668 (Water)						
PCB-123	BA2B-WO145-2210	0.2 pg/l	UJ	0.17	15	<RL
	BA3C-WO55-2210	15 pg/l	U	0.15	15	<RL
	BA4B-WO145-2210	15 pg/l	U	0.078	15	<RL
	BA4B-WO5-2210	15 pg/l	U	0.046	15	<RL
	BA4C-WO55-2210	15 pg/l	UJ	0.1	15	<RL
	BA4C-WO55-2210-FD2	15 pg/l	UJ	0.061	15	<RL
	BA4DC-WO35-2210	0.14 pg/l	J	0.075	15	<RL
	BA5DC-WO35-2210-FD	0.2 pg/l	J	0.088	15	<RL
	BA6BC-WO50-2210	15 pg/l	UJ	0.081	15	<RL
	BA6B-WO145-2210	0.17 pg/l	J	0.13	15	<RL
	BA6C-WO30-2210	15 pg/l	UJ	0.1	15	<RL
	BA6C-WO55-2210	15 pg/l	UJ	0.076	15	<RL
	BA6DC-WO20-2210	0.104 pg/l	J	0.072	15	<RL
	BA7BC-WO50-2210	15 pg/l	U	0.088	15	<RL
	BA7B-WO145-2210	0.17 pg/l	J	0.075	15	<RL
	BA7DC-WO35-2210	0.173 pg/l	J	0.068	15	<RL
	BA7DC-WO35-2210-FD	0.18 pg/l	J	0.075	15	<RL
	BA7DC-WO35-2210-FD2	0.14 pg/l	J	0.097	15	<RL
	BA8BC-WO50-2210	15 pg/l	U	0.097	15	<RL
	BA8BC-WO5-2210	15 pg/l	U	0.12	15	<RL
	BA8B-WO5-2210	15 pg/l	U	0.027	15	<RL
	BA8B-WO75-2210	15 pg/l	U	0.12	15	<RL
	BA8DC-WO5-2210	0.17 pg/l	J	0.12	15	<RL
	BA9BC-WO95-2210	0.0911 pg/l	J	0.066	15	<RL
	BA9C-WO5-2210	0.9 pg/l	J	0.077	15	<RL
	W3-WO100-2210	15 pg/l	U	0.051	15	<RL
	W4-WO5-2210	1.91 pg/l	J	0.083	15	<RL
PCB-126	BA10DC-WO5-2210	15 pg/l	U	0.15	15	<RL
	BA3C-WO55-2210	15 pg/l	UJ	0.15	15	<RL
	BA4B-WO75-2210	0.247 pg/l	J	0.13	15	<RL
	BA7DC-WO35-2210	15 pg/l	U	0.072	15	<RL
	BA8B-WO5-2210	0.037 pg/l	J	0.027	15	<RL
	BA8C-WO55-2210	0.086 pg/l	J	0.075	15	<RL
	BA8DC-WO5-2210	15 pg/l	U	0.11	15	<RL

TABLE 2. Results between the RL and MDL - Qualified Data

Method (Matrix) Analyte	Sample Identification	Result	Low-level Detects Final Qualifier*	MDL	RL	Criteria
E1668 (Water)						
PCB-126	BA9C-WO5-2210	0.83 pg/l	J	0.085	15	<RL
	T11-WO30-2210	0.16 pg/l	UJ	0.12	15	<RL
	W3-WO100-2210	0.0968 pg/l	J	0.054	15	<RL
	W4-WO5-2210	1.37 pg/l	J	0.079	15	<RL
PCB-128/166	BA10B-WO5-2210	15 pg/l	U	0.1	15	<RL
	BA10B-WO75-2210	15 pg/l	U	0.11	15	<RL
	BA10C-WO5-2210	15 pg/l	UJ	0.13	15	<RL
	BA10C-WO55-2210	15 pg/l	UJ	0.085	15	<RL
	BA10DC-WO20-2210	15 pg/l	U	0.076	15	<RL
	BA10DC-WO5-2210	15 pg/l	UJ	0.13	15	<RL
	BA1B-WO145-2210	15 pg/l	UJ	0.17	15	<RL
	BA1B-WO5-2210	15 pg/l	UJ	0.15	15	<RL
	BA1B-WO75-2210	15 pg/l	U	0.23	15	<RL
	BA1C-WO30-2210	0.291 pg/l	J	0.076	15	<RL
	BA1C-WO5-2210	0.371 pg/l	J	0.33	15	<RL
	BA1C-WO55-2210	0.27 pg/l	UJ	0.073	15	<RL
	BA1DC-WO5-2210	0.3 pg/l	J	0.28	15	<RL
	BA2B-WO145-2210	15 pg/l	UJ	0.17	15	<RL
	BA2B-WO5-2210	15 pg/l	UJ	0.13	15	<RL
	BA2B-WO75-2210	15 pg/l	U	0.25	15	<RL
	BA2DC-WO20-2210	0.35 pg/l	J	0.13	15	<RL
	BA2DC-WO35-2210	0.55 pg/l	J	0.24	15	<RL
	BA3B-WO145-2210	15 pg/l	U	0.14	15	<RL
	BA3B-WO5-2210	15 pg/l	UJ	0.17	15	<RL
	BA3B-WO80-2210	15 pg/l	U	0.1	15	<RL
	BA3C-WO30-2210	0.285 pg/l	J	0.094	15	<RL
	BA3C-WO5-2210	0.2 pg/l	UJ	0.14	15	<RL
	BA3C-WO55-2210	0.27 pg/l	UJ	0.14	15	<RL
	BA3DC-WO20-2210	0.223 pg/l	J	0.14	15	<RL
	BA3DC-WO35-2210	0.39 pg/l	J	0.31	15	<RL
	BA4B-WO145-2210	15 pg/l	U	0.059	15	<RL
	BA4B-WO5-2210	15 pg/l	U	0.064	15	<RL
	BA4B-WO75-2210	15 pg/l	U	0.14	15	<RL
	BA4C-WO30-2210	0.76 pg/l	UJ	0.66	15	<RL

TABLE 2. Results between the RL and MDL - Qualified Data

Method (Matrix) Analyte	Sample Identification	Result	Low-level Detects Final Qualifier*	MDL	RL	Criteria
E1668 (Water)						
PCB-128/166	BA4C-WO55-2210-FD2	0.225 pg/l	J	0.045	15	<RL
	BA4DC-WO20-2210	0.23 pg/l	J	0.1	15	<RL
	BA4DC-WO35-2210	0.57 pg/l	J	0.044	15	<RL
	BA4DC-WO5-2210	0.31 pg/l	J	0.064	15	<RL
	BA5B-WO145-2210	0.92 pg/l	UJ	0.37	15	<RL
	BA5C-WO5-2210	0.28 pg/l	UJ	0.17	15	<RL
	BA5DC-WO20-2210	0.398 pg/l	J	0.071	15	<RL
	BA5DC-WO35-2210	0.385 pg/l	J	0.067	15	<RL
	BA5DC-WO35-2210-FD	1.39 pg/l	J	0.08	15	<RL
	BA5DC-WO5-2210	0.19 pg/l	J	0.099	15	<RL
	BA6BC-WO50-2210	0.23 pg/l	UJ	0.08	15	<RL
	BA6BC-WO95-2210	0.942 pg/l	J	0.28	15	<RL
	BA6B-WO145-2210	15 pg/l	U	0.14	15	<RL
	BA6B-WO75-2210	15 pg/l	U	0.15	15	<RL
	BA6C-WO55-2210	0.483 pg/l	J	0.066	15	<RL
	BA6DC-WO20-2210	0.14 pg/l	J	0.096	15	<RL
	BA6DC-WO35-2210	0.27 pg/l	J	0.061	15	<RL
	BA7BC-WO50-2210	15 pg/l	U	0.076	15	<RL
	BA7BC-WO5-2210	15 pg/l	U	0.091	15	<RL
	BA7BC-WO95-2210	15 pg/l	U	0.19	15	<RL
	BA7B-WO145-2210	15 pg/l	U	0.096	15	<RL
	BA7B-WO5-2210	15 pg/l	U	0.094	15	<RL
	BA7C-WO55-2210	0.396 pg/l	J	0.3	15	<RL
	BA7DC-WO20-2210	15 pg/l	U	0.057	15	<RL
	BA7DC-WO35-2210	0.815 pg/l	J	0.098	15	<RL
	BA7DC-WO35-2210-FD	0.4 pg/l	J	0.063	15	<RL
	BA7DC-WO35-2210-FD2	0.963 pg/l	J	0.12	15	<RL
	BA7DC-WO5-2210	15 pg/l	U	0.061	15	<RL
	BA8BC-WO50-2210	15 pg/l	U	0.098	15	<RL
	BA8BC-WO5-2210	15 pg/l	U	0.15	15	<RL
	BA8BC-WO95-2210	15 pg/l	U	0.08	15	<RL
	BA8B-WO145-2210	15 pg/l	U	0.26	15	<RL
	BA8B-WO5-2210	15 pg/l	U	0.029	15	<RL
	BA8B-WO75-2210	15 pg/l	U	0.14	15	<RL

TABLE 2. Results between the RL and MDL - Qualified Data

Method (Matrix) Analyte	Sample Identification	Result	Low-level Detects Final Qualifier*	MDL	RL	Criteria
E1668 (Water)						
PCB-128/166	BA8C-WO55-2210	0.42 pg/l	UJ	0.069	15	<RL
	BA8DC-WO20-2210	15 pg/l	U	0.096	15	<RL
	BA8DC-WO5-2210	15 pg/l	U	0.12	15	<RL
	BA9BC-WO50-2210	15 pg/l	U	0.075	15	<RL
	BA9BC-WO95-2210	15 pg/l	U	0.053	15	<RL
	BA9C-WO5-2210	15 pg/l	U	0.064	15	<RL
	BA9C-WO55-2210	15 pg/l	U	0.056	15	<RL
	BA9DC-WO20-2210	15 pg/l	U	0.072	15	<RL
	BA9DC-WO35-2210	15 pg/l	U	0.11	15	<RL
	BA9DC-WO35-2210-FD	15 pg/l	U	0.11	15	<RL
	T11-WO30-2210	0.24 pg/l	UJ	0.15	15	<RL
	W1-WO55-2210	1.17 pg/l	J	0.2	15	<RL
	W2-WO100-2210	0.24 pg/l	J	0.077	15	<RL
	W2-WO195-2210	0.381 pg/l	J	0.097	15	<RL
	W3-WO100-2210	15 pg/l	U	0.041	15	<RL
	W3-WO195-2210	15 pg/l	U	0.14	15	<RL
	W3-WO5-2210	15 pg/l	U	0.097	15	<RL
	W4-WO100-2210	15 pg/l	U	0.073	15	<RL
	W4-WO195-2210	15 pg/l	U	0.12	15	<RL
	W4-WO5-2210	15 pg/l	U	0.073	15	<RL
	W5-WO30-2210	7.5 pg/l	UJ	0.079	7.5	<RL
	W5-WO5-2210	7.5 pg/l	UJ	0.064	7.5	<RL
	W5-WO55-2210	7.5 pg/l	U	0.078	7.5	<RL
	W5-WO55-2210-FD	7.5 pg/l	U	0.062	7.5	<RL
PCB-129/138/163	BA10B-WO145-2210	15 pg/l	U	0.27	15	<RL
	BA10B-WO5-2210	15 pg/l	U	0.13	15	<RL
	BA10B-WO75-2210	15 pg/l	U	0.14	15	<RL
	BA10C-WO30-2210	15 pg/l	UJ	0.36	15	<RL
	BA10C-WO5-2210	15 pg/l	UJ	0.16	15	<RL
	BA10C-WO55-2210	15 pg/l	U	0.1	15	<RL
	BA10DC-WO20-2210	15 pg/l	U	0.093	15	<RL
	BA10DC-WO35-2210	8.6 pg/l	UJ	1	15	<RL
	BA10DC-WO5-2210	15 pg/l	U	0.16	15	<RL
	BA1B-WO145-2210	15 pg/l	U	0.21	15	<RL

TABLE 2. Results between the RL and MDL - Qualified Data

Method (Matrix) Analyte	Sample Identification	Result	Low-level Detects Final Qualifier*	MDL	RL	Criteria
E1668 (Water)						
PCB-129/138/163	BA1B-WO5-2210	15 pg/l	UJ	0.18	15	<RL
	BA1B-WO75-2210	15 pg/l	U	0.28	15	<RL
	BA1C-WO30-2210	15 pg/l	U	0.092	15	<RL
	BA1C-WO5-2210	15 pg/l	U	0.4	15	<RL
	BA1C-WO55-2210	15 pg/l	U	0.091	15	<RL
	BA1DC-WO20-2210	15 pg/l	U	0.54	15	<RL
	BA1DC-WO35-2210	15 pg/l	U	0.21	15	<RL
	BA1DC-WO5-2210	15 pg/l	U	0.44	15	<RL
	BA1DC-WO5-2210-FD	15 pg/l	U	0.44	15	<RL
	BA2B-WO145-2210	15 pg/l	U	0.21	15	<RL
	BA2B-WO5-2210	15 pg/l	U	0.16	15	<RL
	BA2B-WO75-2210	15 pg/l	U	0.3	15	<RL
	BA2C-WO30-2210	15 pg/l	UJ	0.11	15	<RL
	BA2C-WO5-2210	15 pg/l	U	0.18	15	<RL
	BA2C-WO55-2210	15 pg/l	UJ	0.2	15	<RL
	BA2DC-WO20-2210	15 pg/l	U	0.2	15	<RL
	BA2DC-WO35-2210	15 pg/l	U	0.37	15	<RL
	BA2DC-WO5-2210	15 pg/l	U	0.34	15	<RL
	BA3B-WO145-2210	15 pg/l	U	0.21	15	<RL
	BA3B-WO5-2210	15 pg/l	UJ	0.26	15	<RL
	BA3B-WO80-2210	15 pg/l	U	0.15	15	<RL
	BA3C-WO30-2210	15 pg/l	U	0.12	15	<RL
	BA3C-WO5-2210	15 pg/l	U	0.17	15	<RL
	BA3C-WO55-2210	15 pg/l	U	0.18	15	<RL
	BA3DC-WO20-2210	15 pg/l	U	0.22	15	<RL
	BA3DC-WO35-2210	15 pg/l	U	0.48	15	<RL
	BA3DC-WO5-2210	15 pg/l	U	0.2	15	<RL
	BA4B-WO145-2210	15 pg/l	U	0.088	15	<RL
	BA4B-WO5-2210	15 pg/l	U	0.095	15	<RL
	BA4B-WO75-2210	15 pg/l	U	0.21	15	<RL
	BA4C-WO30-2210	15 pg/l	UJ	0.9	15	<RL
	BA4C-WO5-2210	15 pg/l	UJ	0.33	15	<RL
	BA4C-WO55-2210	15 pg/l	U	0.11	15	<RL
	BA4C-WO55-2210-FD	15 pg/l	UJ	0.32	15	<RL

TABLE 2. Results between the RL and MDL - Qualified Data

Method (Matrix) Analyte	Sample Identification	Result	Low-level Detects Final Qualifier*	MDL	RL	Criteria
E1668 (Water)						
PCB-129/138/163	BA4C-WO55-2210-FD2	15 pg/l	U	0.062	15	<RL
	BA4DC-WO20-2210	15 pg/l	U	0.15	15	<RL
	BA4DC-WO35-2210	6.44 pg/l	J	0.064	15	<RL
	BA4DC-WO5-2210	15 pg/l	U	0.095	15	<RL
	BA5B-WO145-2210	13.9 pg/l	J	0.58	15	<RL
	BA5B-WO5-2210	15 pg/l	U	0.2	15	<RL
	BA5B-WO75-2210	15 pg/l	U	0.51	15	<RL
	BA5C-WO30-2210	15 pg/l	U	0.28	15	<RL
	BA5C-WO5-2210	15 pg/l	UJ	0.19	15	<RL
	BA5C-WO55-2210	15 pg/l	UJ	0.18	15	<RL
	BA5DC-WO20-2210	15 pg/l	U	0.11	15	<RL
	BA5DC-WO35-2210	15 pg/l	U	0.1	15	<RL
	BA5DC-WO35-2210-FD	13.2 pg/l	J	0.12	15	<RL
	BA5DC-WO5-2210	15 pg/l	U	0.15	15	<RL
	BA6BC-WO50-2210	15 pg/l	U	0.1	15	<RL
	BA6BC-WO5-2210	17 pg/l	U	0.1	17	<RL
	BA6BC-WO95-2210	15 pg/l	U	0.35	15	<RL
	BA6B-WO145-2210	15 pg/l	U	0.21	15	<RL
	BA6B-WO5-2210	15 pg/l	U	0.24	15	<RL
	BA6B-WO75-2210	15 pg/l	U	0.23	15	<RL
	BA6C-WO30-2210	15 pg/l	U	0.12	15	<RL
	BA6C-WO5-2210	15 pg/l	UJ	0.22	15	<RL
	BA6C-WO55-2210	15 pg/l	U	0.091	15	<RL
	BA6DC-WO20-2210	15 pg/l	U	0.14	15	<RL
	BA6DC-WO35-2210	15 pg/l	U	0.091	15	<RL
	BA6DC-WO5-2210	15 pg/l	U	0.24	15	<RL
	BA7BC-WO50-2210	15 pg/l	U	0.11	15	<RL
	BA7BC-WO5-2210	15 pg/l	U	0.13	15	<RL
	BA7BC-WO95-2210	15 pg/l	U	0.29	15	<RL
	BA7B-WO145-2210	15 pg/l	U	0.15	15	<RL
	BA7B-WO5-2210	15 pg/l	U	0.14	15	<RL
	BA7B-WO75-2210	15 pg/l	U	0.22	15	<RL
	BA7C-WO30-2210	15 pg/l	UJ	0.56	15	<RL
	BA7C-WO5-2210	15 pg/l	U	0.95	15	<RL

TABLE 2. Results between the RL and MDL - Qualified Data

Method (Matrix) Analyte	Sample Identification	Result	Low-level Detects Final Qualifier*	MDL	RL	Criteria
E1668 (Water)						
PCB-129/138/163	BA7C-WO55-2210	15 pg/l	U	0.46	15	<RL
	BA7DC-WO20-2210	15 pg/l	U	0.07	15	<RL
	BA7DC-WO35-2210	7.64 pg/l	J	0.15	15	<RL
	BA7DC-WO35-2210-FD	15 pg/l	U	0.094	15	<RL
	BA7DC-WO35-2210-FD2	7.55 pg/l	J	0.18	15	<RL
	BA7DC-WO5-2210	15 pg/l	U	0.075	15	<RL
	BA8BC-WO50-2210	15 pg/l	U	0.14	15	<RL
	BA8BC-WO5-2210	15 pg/l	U	0.21	15	<RL
	BA8BC-WO95-2210	15 pg/l	U	0.12	15	<RL
	BA8B-WO145-2210	15 pg/l	U	0.38	15	<RL
	BA8B-WO5-2210	15 pg/l	U	0.042	15	<RL
	BA8B-WO75-2210	15 pg/l	U	0.21	15	<RL
	BA8C-WO30-2210	15 pg/l	UJ	1.1	15	<RL
	BA8C-WO5-2210	15 pg/l	U	0.49	15	<RL
	BA8C-WO55-2210	15 pg/l	U	0.096	15	<RL
	BA8C-WO55-2210-FD	15 pg/l	UJ	0.99	15	<RL
	BA8C-WO55-2210-FD2	15 pg/l	UJ	1.5	15	<RL
	BA8DC-WO20-2210	15 pg/l	U	0.12	15	<RL
	BA8DC-WO35-2210	15 pg/l	U	0.35	15	<RL
	BA8DC-WO5-2210	15 pg/l	U	0.15	15	<RL
	BA9BC-WO50-2210	15 pg/l	U	0.11	15	<RL
	BA9BC-WO5-2210	15 pg/l	U	0.078	15	<RL
	BA9BC-WO95-2210	15 pg/l	U	0.078	15	<RL
	BA9B-WO145-2210	15 pg/l	UJ	2.4	15	<RL
	BA9B-WO5-2210	15 pg/l	U	0.13	15	<RL
	BA9B-WO75-2210	15 pg/l	U	0.11	15	<RL
	BA9C-WO30-2210	15 pg/l	U	0.098	15	<RL
	BA9C-WO5-2210	15 pg/l	U	0.095	15	<RL
	BA9C-WO55-2210	15 pg/l	U	0.083	15	<RL
	BA9DC-WO20-2210	15 pg/l	U	0.088	15	<RL
	BA9DC-WO35-2210	15 pg/l	U	0.13	15	<RL
	BA9DC-WO35-2210-FD	15 pg/l	U	0.13	15	<RL
	BA9DC-WO5-2210	15 pg/l	U	0.11	15	<RL
	T11-WO30-2210	15 pg/l	UJ	0.22	15	<RL

TABLE 2. Results between the RL and MDL - Qualified Data

Method (Matrix) Analyte	Sample Identification	Result	Low-level Detects Final Qualifier*	MDL	RL	Criteria
E1668 (Water)						
PCB-129/138/163	T11-WO5-2210	15 pg/l	U	0.82	15	<RL
	W1-WO30-2210	15 pg/l	U	0.59	15	<RL
	W1-WO5-2210	15 pg/l	U	0.9	15	<RL
	W1-WO55-2210	15 pg/l	U	0.32	15	<RL
	W2-WO100-2210	15 pg/l	U	0.12	15	<RL
	W2-WO195-2210	15 pg/l	U	0.15	15	<RL
	W2-WO5-2210	15 pg/l	U	0.17	15	<RL
	W3-WO100-2210	15 pg/l	U	0.061	15	<RL
	W3-WO195-2210	15 pg/l	U	0.2	15	<RL
	W3-WO5-2210	15 pg/l	U	0.14	15	<RL
	W4-WO100-2210	15 pg/l	U	0.11	15	<RL
	W4-WO195-2210	15 pg/l	U	0.18	15	<RL
	W4-WO5-2210	15 pg/l	U	0.11	15	<RL
	W5-WO30-2210	7.5 pg/l	U	0.096	7.5	<RL
	W5-WO5-2210	7.5 pg/l	U	0.078	7.5	<RL
	W5-WO55-2210	7.5 pg/l	U	0.095	7.5	<RL
	W5-WO55-2210-FD	7.5 pg/l	U	0.076	7.5	<RL
PCB-135/151	BA10B-WO145-2210	15 pg/l	U	0.26	15	<RL
	BA10B-WO5-2210	15 pg/l	U	0.057	15	<RL
	BA10B-WO75-2210	15 pg/l	U	0.081	15	<RL
	BA10C-WO30-2210	15 pg/l	U	0.18	15	<RL
	BA10C-WO5-2210	15 pg/l	UJ	0.1	15	<RL
	BA10C-WO55-2210	15 pg/l	UJ	0.071	15	<RL
	BA10DC-WO20-2210	15 pg/l	U	0.069	15	<RL
	BA10DC-WO35-2210	15 pg/l	U	0.52	15	<RL
	BA10DC-WO5-2210	15 pg/l	U	0.15	15	<RL
	BA1B-WO145-2210	15 pg/l	UJ	0.21	15	<RL
	BA1B-WO5-2210	15 pg/l	UJ	0.16	15	<RL
	BA1B-WO75-2210	15 pg/l	U	0.22	15	<RL
	BA1C-WO30-2210	15 pg/l	U	0.1	15	<RL
	BA1C-WO5-2210	15 pg/l	UJ	0.31	15	<RL
	BA1C-WO55-2210	15 pg/l	U	0.066	15	<RL
	BA1DC-WO35-2210	15 pg/l	U	0.11	15	<RL
	BA1DC-WO5-2210	15 pg/l	U	0.27	15	<RL

TABLE 2. Results between the RL and MDL - Qualified Data

Method (Matrix) Analyte	Sample Identification	Result	Low-level Detects Final Qualifier*	MDL	RL	Criteria
E1668 (Water)						
PCB-135/151	BA1DC-WO5-2210-FD	15 pg/l	U	0.37	15	<RL
	BA2B-WO145-2210	15 pg/l	U	0.24	15	<RL
	BA2B-WO5-2210	15 pg/l	UJ	0.24	15	<RL
	BA2B-WO75-2210	15 pg/l	U	0.19	15	<RL
	BA2C-WO30-2210	15 pg/l	UJ	0.1	15	<RL
	BA2C-WO5-2210	15 pg/l	UJ	0.19	15	<RL
	BA2C-WO55-2210	15 pg/l	UJ	0.08	15	<RL
	BA2DC-WO20-2210	15 pg/l	U	0.19	15	<RL
	BA2DC-WO35-2210	15 pg/l	U	0.15	15	<RL
	BA2DC-WO5-2210	15 pg/l	U	0.2	15	<RL
	BA3B-WO145-2210	15 pg/l	U	0.16	15	<RL
	BA3B-WO5-2210	15 pg/l	UJ	0.12	15	<RL
	BA3B-WO80-2210	15 pg/l	U	0.14	15	<RL
	BA3C-WO30-2210	15 pg/l	U	0.05	15	<RL
	BA3C-WO5-2210	15 pg/l	UJ	0.2	15	<RL
	BA3C-WO55-2210	15 pg/l	U	0.16	15	<RL
	BA3DC-WO20-2210	15 pg/l	U	0.14	15	<RL
	BA3DC-WO35-2210	6.97 pg/l	J	0.25	15	<RL
	BA3DC-WO5-2210	15 pg/l	U	0.12	15	<RL
	BA4B-WO145-2210	15 pg/l	U	0.054	15	<RL
	BA4B-WO5-2210	15 pg/l	U	0.048	15	<RL
	BA4B-WO75-2210	15 pg/l	U	0.16	15	<RL
	BA4C-WO5-2210	15 pg/l	UJ	0.29	15	<RL
	BA4C-WO55-2210	15 pg/l	U	0.12	15	<RL
	BA4C-WO55-2210-FD	15 pg/l	UJ	0.3	15	<RL
	BA4C-WO55-2210-FD2	15 pg/l	U	0.079	15	<RL
	BA4DC-WO20-2210	15 pg/l	U	0.076	15	<RL
	BA4DC-WO35-2210	15 pg/l	U	0.064	15	<RL
	BA4DC-WO5-2210	15 pg/l	U	0.064	15	<RL
	BA5B-WO145-2210	15 pg/l	UJ	0.36	15	<RL
	BA5B-WO5-2210	15 pg/l	UJ	0.12	15	<RL
	BA5B-WO75-2210	15 pg/l	UJ	0.31	15	<RL
	BA5C-WO30-2210	15 pg/l	U	0.24	15	<RL
	BA5C-WO5-2210	15 pg/l	UJ	0.18	15	<RL

TABLE 2. Results between the RL and MDL - Qualified Data

Method (Matrix) / Analyte	Sample Identification	Result	Low-level Detects Final Qualifier*	MDL	RL	Criteria
E1668 (Water)						
PCB-135/151	BA5C-WO55-2210	15 pg/l	UJ	0.25	15	<RL
	BA5DC-WO20-2210	15 pg/l	U	0.076	15	<RL
	BA5DC-WO35-2210	15 pg/l	U	0.088	15	<RL
	BA5DC-WO35-2210-FD	15 pg/l	U	0.087	15	<RL
	BA5DC-WO5-2210	15 pg/l	U	0.11	15	<RL
	BA6BC-WO50-2210	15 pg/l	U	0.13	15	<RL
	BA6BC-WO5-2210	17 pg/l	U	0.1	17	<RL
	BA6BC-WO95-2210	3.72 pg/l	J	0.28	15	<RL
	BA6B-WO145-2210	15 pg/l	U	0.15	15	<RL
	BA6B-WO5-2210	15 pg/l	U	0.16	15	<RL
	BA6B-WO75-2210	15 pg/l	U	0.14	15	<RL
	BA6C-WO30-2210	15 pg/l	U	0.21	15	<RL
	BA6C-WO5-2210	15 pg/l	UJ	0.12	15	<RL
	BA6C-WO55-2210	3.2 pg/l	UJ	0.12	15	<RL
	BA6DC-WO20-2210	15 pg/l	U	0.081	15	<RL
	BA6DC-WO35-2210	15 pg/l	U	0.13	15	<RL
	BA6DC-WO5-2210	15 pg/l	U	0.14	15	<RL
	BA7BC-WO50-2210	15 pg/l	U	0.073	15	<RL
	BA7BC-WO5-2210	15 pg/l	U	0.11	15	<RL
	BA7BC-WO95-2210	15 pg/l	U	0.24	15	<RL
	BA7B-WO145-2210	15 pg/l	U	0.091	15	<RL
	BA7B-WO5-2210	15 pg/l	U	0.086	15	<RL
	BA7B-WO75-2210	15 pg/l	U	0.16	15	<RL
	BA7C-WO30-2210	15 pg/l	UJ	0.5	15	<RL
	BA7C-WO5-2210	15 pg/l	U	0.42	15	<RL
	BA7C-WO55-2210	15 pg/l	U	0.22	15	<RL
	BA7DC-WO20-2210	15 pg/l	U	0.05	15	<RL
	BA7DC-WO35-2210	15 pg/l	U	0.081	15	<RL
	BA7DC-WO35-2210-FD	15 pg/l	U	0.069	15	<RL
	BA7DC-WO35-2210-FD2	15 pg/l	U	0.13	15	<RL
	BA7DC-WO5-2210	15 pg/l	U	0.059	15	<RL
	BA8BC-WO50-2210	15 pg/l	U	0.097	15	<RL
	BA8BC-WO5-2210	15 pg/l	U	0.098	15	<RL
	BA8BC-WO95-2210	15 pg/l	U	0.092	15	<RL

TABLE 2. Results between the RL and MDL - Qualified Data

Method (Matrix) Analyte	Sample Identification	Result	Low-level Detects Final Qualifier*	MDL	RL	Criteria
E1668 (Water)						
PCB-135/151	BA8B-WO145-2210	15 pg/l	U	0.19	15	<RL
	BA8B-WO5-2210	15 pg/l	U	0.026	15	<RL
	BA8B-WO75-2210	15 pg/l	U	0.11	15	<RL
	BA8C-WO5-2210	15 pg/l	UJ	0.32	15	<RL
	BA8C-WO55-2210	15 pg/l	UJ	0.091	15	<RL
	BA8DC-WO20-2210	15 pg/l	U	0.075	15	<RL
	BA8DC-WO5-2210	5.02 pg/l	J	0.1	15	<RL
	BA9BC-WO50-2210	15 pg/l	U	0.085	15	<RL
	BA9BC-WO5-2210	15 pg/l	U	0.083	15	<RL
	BA9BC-WO95-2210	15 pg/l	U	0.061	15	<RL
	BA9B-WO5-2210	15 pg/l	U	0.15	15	<RL
	BA9B-WO75-2210	15 pg/l	U	0.099	15	<RL
	BA9C-WO30-2210	15 pg/l	U	0.073	15	<RL
	BA9C-WO5-2210	15 pg/l	U	0.063	15	<RL
	BA9C-WO55-2210	15 pg/l	U	0.083	15	<RL
	BA9DC-WO20-2210	15 pg/l	U	0.063	15	<RL
	BA9DC-WO35-2210	15 pg/l	U	0.083	15	<RL
	BA9DC-WO35-2210-FD	15 pg/l	U	0.072	15	<RL
	BA9DC-WO5-2210	15 pg/l	U	0.071	15	<RL
	T11-WO30-2210	15 pg/l	U	0.17	15	<RL
	W1-WO55-2210	15 pg/l	U	0.2	15	<RL
	W2-WO100-2210	15 pg/l	U	0.089	15	<RL
	W2-WO195-2210	15 pg/l	U	0.1	15	<RL
	W2-WO5-2210	15 pg/l	U	0.13	15	<RL
	W3-WO100-2210	15 pg/l	U	0.082	15	<RL
	W3-WO195-2210	15 pg/l	U	0.085	15	<RL
	W3-WO5-2210	15 pg/l	U	0.11	15	<RL
	W4-WO100-2210	15 pg/l	U	0.14	15	<RL
	W4-WO195-2210	15 pg/l	U	0.1	15	<RL
	W4-WO5-2210	15 pg/l	U	0.06	15	<RL
	W5-WO30-2210	7.5 pg/l	U	0.061	7.5	<RL
	W5-WO5-2210	7.5 pg/l	U	0.06	7.5	<RL
	W5-WO55-2210	7.5 pg/l	U	0.055	7.5	<RL
	W5-WO55-2210-FD	7.5 pg/l	UJ	0.057	7.5	<RL

TABLE 2. Results between the RL and MDL - Qualified Data

Method (Matrix) Analyte	Sample Identification	Result	Low-level Detects Final Qualifier*	MDL	RL	Criteria
E1668 (Water)						
PCB-147/149	BA10B-WO145-2210	15 pg/l	U	0.25	15	<RL
	BA10B-WO5-2210	15 pg/l	U	0.12	15	<RL
	BA10B-WO75-2210	15 pg/l	U	0.13	15	<RL
	BA10C-WO30-2210	15 pg/l	UJ	0.34	15	<RL
	BA10C-WO5-2210	15 pg/l	UJ	0.15	15	<RL
	BA10C-WO55-2210	15 pg/l	U	0.1	15	<RL
	BA10DC-WO20-2210	15 pg/l	UJ	0.089	15	<RL
	BA10DC-WO35-2210	15 pg/l	UJ	0.76	15	<RL
	BA10DC-WO5-2210	15 pg/l	U	0.15	15	<RL
	BA1B-WO145-2210	15 pg/l	UJ	0.18	15	<RL
	BA1B-WO5-2210	15 pg/l	U	0.16	15	<RL
	BA1B-WO75-2210	15 pg/l	U	0.24	15	<RL
	BA1C-WO30-2210	15 pg/l	U	0.082	15	<RL
	BA1C-WO5-2210	15 pg/l	U	0.35	15	<RL
	BA1C-WO55-2210	15 pg/l	U	0.081	15	<RL
	BA1DC-WO20-2210	15 pg/l	U	0.4	15	<RL
	BA1DC-WO35-2210	15 pg/l	U	0.15	15	<RL
	BA1DC-WO5-2210	15 pg/l	U	0.32	15	<RL
	BA1DC-WO5-2210-FD	15 pg/l	U	0.32	15	<RL
	BA2B-WO145-2210	15 pg/l	U	0.18	15	<RL
	BA2B-WO5-2210	15 pg/l	UJ	0.14	15	<RL
	BA2B-WO75-2210	15 pg/l	UJ	0.27	15	<RL
	BA2C-WO30-2210	15 pg/l	U	0.099	15	<RL
	BA2C-WO5-2210	15 pg/l	UJ	0.16	15	<RL
	BA2C-WO55-2210	15 pg/l	U	0.18	15	<RL
	BA2DC-WO35-2210	15 pg/l	U	0.27	15	<RL
	BA2DC-WO5-2210	15 pg/l	U	0.25	15	<RL
	BA3B-WO145-2210	15 pg/l	UJ	0.16	15	<RL
	BA3B-WO5-2210	15 pg/l	U	0.19	15	<RL
	BA3B-WO80-2210	15 pg/l	U	0.11	15	<RL
	BA3C-WO30-2210	15 pg/l	UJ	0.1	15	<RL
	BA3C-WO5-2210	15 pg/l	UJ	0.15	15	<RL
	BA3C-WO55-2210	15 pg/l	UJ	0.16	15	<RL
	BA3DC-WO20-2210	15 pg/l	U	0.16	15	<RL

TABLE 2. Results between the RL and MDL - Qualified Data

Method (Matrix) Analyte	Sample Identification	Result	Low-level Detects Final Qualifier*	MDL	RL	Criteria
E1668 (Water)						
PCB-147/149	BA3DC-WO35-2210	15 pg/l	U	0.35	15	<RL
	BA3DC-WO5-2210	15 pg/l	U	0.15	15	<RL
	BA4B-WO145-2210	15 pg/l	U	0.07	15	<RL
	BA4B-WO5-2210	15 pg/l	U	0.075	15	<RL
	BA4B-WO75-2210	15 pg/l	U	0.17	15	<RL
	BA4C-WO30-2210	15 pg/l	UJ	0.72	15	<RL
	BA4C-WO5-2210	15 pg/l	U	0.29	15	<RL
	BA4C-WO55-2210	15 pg/l	U	0.087	15	<RL
	BA4C-WO55-2210-FD	15 pg/l	U	0.33	15	<RL
	BA4C-WO55-2210-FD2	15 pg/l	U	0.049	15	<RL
	BA4DC-WO20-2210	15 pg/l	U	0.13	15	<RL
	BA4DC-WO35-2210	15 pg/l	U	0.055	15	<RL
	BA4DC-WO5-2210	15 pg/l	U	0.08	15	<RL
	BA5B-WO145-2210	6.52 pg/l	J	0.44	15	<RL
	BA5B-WO5-2210	15 pg/l	U	0.15	15	<RL
	BA5B-WO75-2210	15 pg/l	U	0.38	15	<RL
	BA5C-WO30-2210	15 pg/l	UJ	0.24	15	<RL
	BA5C-WO5-2210	15 pg/l	UJ	0.2	15	<RL
	BA5C-WO55-2210	15 pg/l	UJ	0.18	15	<RL
	BA5DC-WO20-2210	15 pg/l	U	0.088	15	<RL
	BA5DC-WO35-2210	15 pg/l	U	0.084	15	<RL
	BA5DC-WO35-2210-FD	6.55 pg/l	J	0.1	15	<RL
	BA5DC-WO5-2210	15 pg/l	U	0.12	15	<RL
	BA6BC-WO5-2210	17 pg/l	U	0.08	17	<RL
	BA6BC-WO95-2210	15 pg/l	U	0.35	15	<RL
	BA6B-WO145-2210	15 pg/l	U	0.15	15	<RL
	BA6B-WO5-2210	15 pg/l	U	0.18	15	<RL
	BA6B-WO75-2210	15 pg/l	U	0.17	15	<RL
	BA6C-WO30-2210	15 pg/l	UJ	0.096	15	<RL
	BA6C-WO5-2210	15 pg/l	U	0.22	15	<RL
	BA6C-WO55-2210	15 pg/l	U	0.072	15	<RL
	BA6DC-WO20-2210	15 pg/l	U	0.12	15	<RL
	BA6DC-WO35-2210	15 pg/l	U	0.077	15	<RL
	BA6DC-WO5-2210	15 pg/l	U	0.2	15	<RL

TABLE 2. Results between the RL and MDL - Qualified Data

Method (Matrix) Analyte	Sample Identification	Result	Low-level Detects Final Qualifier*	MDL	RL	Criteria
E1668 (Water)						
PCB-147/149	BA7BC-WO50-2210	15 pg/l	U	0.086	15	<RL
	BA7BC-WO5-2210	15 pg/l	U	0.1	15	<RL
	BA7BC-WO95-2210	15 pg/l	U	0.23	15	<RL
	BA7B-WO145-2210	15 pg/l	U	0.11	15	<RL
	BA7B-WO5-2210	15 pg/l	U	0.13	15	<RL
	BA7B-WO75-2210	15 pg/l	U	0.17	15	<RL
	BA7C-WO30-2210	15 pg/l	U	0.41	15	<RL
	BA7C-WO5-2210	15 pg/l	UJ	0.7	15	<RL
	BA7C-WO55-2210	15 pg/l	UJ	0.34	15	<RL
	BA7DC-WO20-2210	15 pg/l	U	0.067	15	<RL
	BA7DC-WO35-2210	15 pg/l	U	0.12	15	<RL
	BA7DC-WO35-2210-FD	15 pg/l	U	0.079	15	<RL
	BA7DC-WO35-2210-FD2	15 pg/l	U	0.15	15	<RL
	BA7DC-WO5-2210	15 pg/l	U	0.072	15	<RL
	BA8BC-WO50-2210	15 pg/l	U	0.11	15	<RL
	BA8BC-WO5-2210	15 pg/l	U	0.16	15	<RL
	BA8BC-WO95-2210	15 pg/l	U	0.09	15	<RL
	BA8B-WO145-2210	15 pg/l	U	0.3	15	<RL
	BA8B-WO5-2210	15 pg/l	U	0.032	15	<RL
	BA8B-WO75-2210	15 pg/l	U	0.15	15	<RL
	BA8C-WO5-2210	15 pg/l	UJ	0.36	15	<RL
	BA8C-WO55-2210	15 pg/l	U	0.076	15	<RL
	BA8C-WO55-2210-FD	15 pg/l	UJ	0.73	15	<RL
	BA8C-WO55-2210-FD2	15 pg/l	UJ	1.2	15	<RL
	BA8DC-WO20-2210	15 pg/l	U	0.11	15	<RL
	BA8DC-WO35-2210	15 pg/l	U	0.32	15	<RL
	BA8DC-WO5-2210	15 pg/l	U	0.14	15	<RL
	BA9BC-WO50-2210	15 pg/l	U	0.095	15	<RL
	BA9BC-WO5-2210	15 pg/l	U	0.063	15	<RL
	BA9BC-WO95-2210	15 pg/l	U	0.13	15	<RL
	BA9B-WO145-2210	15 pg/l	UJ	1.8	15	<RL
	BA9B-WO5-2210	15 pg/l	U	0.073	15	<RL
	BA9B-WO75-2210	15 pg/l	U	0.15	15	<RL
	BA9C-WO30-2210	15 pg/l	U	0.12	15	<RL

TABLE 2. Results between the RL and MDL - Qualified Data

Method (Matrix) Analyte	Sample Identification	Result	Low-level Detects Final Qualifier*	MDL	RL	Criteria
E1668 (Water)						
PCB-147/149	BA9C-WO5-2210	15 pg/l	U	0.18	15	<RL
	BA9C-WO55-2210	15 pg/l	U	0.067	15	<RL
	BA9DC-WO20-2210	15 pg/l	U	0.082	15	<RL
	BA9DC-WO35-2210	15 pg/l	U	0.12	15	<RL
	BA9DC-WO35-2210-FD	15 pg/l	U	0.12	15	<RL
	BA9DC-WO5-2210	15 pg/l	U	0.1	15	<RL
	T11-WO30-2210	15 pg/l	U	0.17	15	<RL
	T11-WO5-2210	15 pg/l	UJ	0.63	15	<RL
	W1-WO30-2210	15 pg/l	U	0.44	15	<RL
	W1-WO55-2210	15 pg/l	U	0.24	15	<RL
	W2-WO100-2210	15 pg/l	U	0.089	15	<RL
	W2-WO195-2210	15 pg/l	U	0.11	15	<RL
	W2-WO5-2210	15 pg/l	U	0.13	15	<RL
	W3-WO100-2210	15 pg/l	U	0.048	15	<RL
	W3-WO195-2210	15 pg/l	U	0.16	15	<RL
	W3-WO5-2210	15 pg/l	U	0.11	15	<RL
	W4-WO100-2210	15 pg/l	U	0.083	15	<RL
	W4-WO195-2210	15 pg/l	U	0.14	15	<RL
	W4-WO5-2210	15 pg/l	U	0.083	15	<RL
	W5-WO30-2210	7.5 pg/l	UJ	0.092	7.5	<RL
	W5-WO5-2210	7.5 pg/l	U	0.074	7.5	<RL
	W5-WO55-2210	7.5 pg/l	UJ	0.091	7.5	<RL
	W5-WO55-2210-FD	7.5 pg/l	UJ	0.073	7.5	<RL
PCB-153/168	BA10B-WO145-2210	15 pg/l	U	0.2	15	<RL
	BA10B-WO5-2210	15 pg/l	U	0.096	15	<RL
	BA10B-WO75-2210	15 pg/l	U	0.11	15	<RL
	BA10C-WO30-2210	15 pg/l	UJ	0.27	15	<RL
	BA10C-WO5-2210	15 pg/l	U	0.12	15	<RL
	BA10C-WO55-2210	15 pg/l	UJ	0.08	15	<RL
	BA10DC-WO20-2210	15 pg/l	U	0.072	15	<RL
	BA10DC-WO35-2210	15 pg/l	U	0.59	15	<RL
	BA10DC-WO5-2210	15 pg/l	UJ	0.12	15	<RL
	BA1B-WO145-2210	15 pg/l	U	0.15	15	<RL
	BA1B-WO5-2210	15 pg/l	U	0.13	15	<RL

TABLE 2. Results between the RL and MDL - Qualified Data

Method (Matrix) Analyte	Sample Identification	Result	Low-level Detects Final Qualifier*	MDL	RL	Criteria
E1668 (Water)						
PCB-153/168	BA1B-WO75-2210	15 pg/l	U	0.2	15	<RL
	BA1C-WO30-2210	15 pg/l	U	0.068	15	<RL
	BA1C-WO5-2210	15 pg/l	U	0.29	15	<RL
	BA1C-WO55-2210	15 pg/l	U	0.067	15	<RL
	BA1DC-WO20-2210	15 pg/l	U	0.32	15	<RL
	BA1DC-WO35-2210	15 pg/l	U	0.12	15	<RL
	BA1DC-WO5-2210	15 pg/l	U	0.26	15	<RL
	BA1DC-WO5-2210-FD	15 pg/l	U	0.26	15	<RL
	BA2B-WO145-2210	15 pg/l	U	0.15	15	<RL
	BA2B-WO5-2210	15 pg/l	U	0.12	15	<RL
	BA2B-WO75-2210	15 pg/l	U	0.22	15	<RL
	BA2C-WO30-2210	15 pg/l	UJ	0.083	15	<RL
	BA2C-WO5-2210	15 pg/l	U	0.13	15	<RL
	BA2C-WO55-2210	15 pg/l	U	0.15	15	<RL
	BA2DC-WO20-2210	15 pg/l	U	0.12	15	<RL
	BA2DC-WO35-2210	15 pg/l	U	0.22	15	<RL
	BA2DC-WO5-2210	15 pg/l	U	0.2	15	<RL
	BA3B-WO145-2210	15 pg/l	U	0.13	15	<RL
	BA3B-WO5-2210	15 pg/l	U	0.15	15	<RL
	BA3B-WO80-2210	15 pg/l	UJ	0.093	15	<RL
	BA3C-WO30-2210	15 pg/l	U	0.087	15	<RL
	BA3C-WO5-2210	15 pg/l	U	0.13	15	<RL
	BA3C-WO55-2210	15 pg/l	UJ	0.12	15	<RL
	BA3DC-WO20-2210	15 pg/l	U	0.13	15	<RL
	BA3DC-WO35-2210	15 pg/l	U	0.29	15	<RL
	BA3DC-WO5-2210	15 pg/l	U	0.12	15	<RL
	BA4B-WO145-2210	15 pg/l	U	0.056	15	<RL
	BA4B-WO5-2210	15 pg/l	U	0.061	15	<RL
	BA4B-WO75-2210	15 pg/l	U	0.14	15	<RL
	BA4C-WO30-2210	15 pg/l	U	0.58	15	<RL
	BA4C-WO5-2210	15 pg/l	UJ	0.23	15	<RL
	BA4C-WO55-2210	15 pg/l	U	0.071	15	<RL
	BA4C-WO55-2210-FD	15 pg/l	UJ	0.26	15	<RL
	BA4C-WO55-2210-FD2	15 pg/l	U	0.04	15	<RL

TABLE 2. Results between the RL and MDL - Qualified Data

Method (Matrix) Analyte	Sample Identification	Result	Low-level Detects Final Qualifier*	MDL	RL	Criteria
E1668 (Water)						
PCB-153/168	BA4DC-WO20-2210	15 pg/l	U	0.095	15	<RL
	BA4DC-WO35-2210	15 pg/l	U	0.042	15	<RL
	BA4DC-WO5-2210	15 pg/l	U	0.062	15	<RL
	BA5B-WO145-2210	6.53 pg/l	J	0.34	15	<RL
	BA5B-WO5-2210	15 pg/l	UJ	0.12	15	<RL
	BA5B-WO75-2210	15 pg/l	U	0.31	15	<RL
	BA5C-WO30-2210	15 pg/l	UJ	0.19	15	<RL
	BA5C-WO5-2210	15 pg/l	UJ	0.15	15	<RL
	BA5C-WO55-2210	15 pg/l	UJ	0.14	15	<RL
	BA5DC-WO20-2210	15 pg/l	U	0.069	15	<RL
	BA5DC-WO35-2210	15 pg/l	U	0.065	15	<RL
	BA5DC-WO35-2210-FD	6.82 pg/l	J	0.077	15	<RL
	BA5DC-WO5-2210	15 pg/l	U	0.096	15	<RL
	BA6BC-WO50-2210	15 pg/l	U	0.074	15	<RL
	BA6BC-WO5-2210	17 pg/l	U	0.065	17	<RL
	BA6BC-WO95-2210	15 pg/l	U	0.26	15	<RL
	BA6B-WO145-2210	15 pg/l	U	0.12	15	<RL
	BA6B-WO5-2210	15 pg/l	U	0.15	15	<RL
	BA6B-WO75-2210	15 pg/l	U	0.13	15	<RL
	BA6C-WO30-2210	15 pg/l	U	0.078	15	<RL
	BA6C-WO5-2210	15 pg/l	U	0.16	15	<RL
	BA6C-WO55-2210	15 pg/l	U	0.059	15	<RL
	BA6DC-WO20-2210	15 pg/l	U	0.093	15	<RL
	BA6DC-WO35-2210	15 pg/l	U	0.06	15	<RL
	BA6DC-WO5-2210	15 pg/l	U	0.16	15	<RL
	BA7BC-WO50-2210	15 pg/l	U	0.07	15	<RL
	BA7BC-WO5-2210	15 pg/l	U	0.084	15	<RL
	BA7BC-WO95-2210	15 pg/l	U	0.18	15	<RL
	BA7B-WO145-2210	15 pg/l	U	0.088	15	<RL
	BA7B-WO5-2210	15 pg/l	U	0.089	15	<RL
	BA7B-WO75-2210	15 pg/l	U	0.13	15	<RL
	BA7C-WO30-2210	15 pg/l	U	0.33	15	<RL
	BA7C-WO5-2210	15 pg/l	UJ	0.55	15	<RL
	BA7C-WO55-2210	15 pg/l	UJ	0.27	15	<RL

TABLE 2. Results between the RL and MDL - Qualified Data

Method (Matrix) Analyte	Sample Identification	Result	Low-level Detects Final Qualifier*	MDL	RL	Criteria
E1668 (Water)						
PCB-153/168	BA7DC-WO20-2210	15 pg/l	U	0.053	15	<RL
	BA7DC-WO35-2210	4.51 pg/l	J	0.096	15	<RL
	BA7DC-WO35-2210-FD	15 pg/l	U	0.061	15	<RL
	BA7DC-WO35-2210-FD2	3.79 pg/l	J	0.12	15	<RL
	BA7DC-WO5-2210	15 pg/l	U	0.057	15	<RL
	BA8BC-WO50-2210	15 pg/l	U	0.091	15	<RL
	BA8BC-WO5-2210	15 pg/l	U	0.13	15	<RL
	BA8BC-WO95-2210	15 pg/l	U	0.074	15	<RL
	BA8B-WO145-2210	15 pg/l	U	0.24	15	<RL
	BA8B-WO5-2210	15 pg/l	U	0.027	15	<RL
	BA8B-WO75-2210	15 pg/l	U	0.14	15	<RL
	BA8C-WO30-2210	15 pg/l	UJ	0.66	15	<RL
	BA8C-WO5-2210	15 pg/l	U	0.29	15	<RL
	BA8C-WO55-2210	15 pg/l	U	0.062	15	<RL
	BA8C-WO55-2210-FD	15 pg/l	UJ	0.58	15	<RL
	BA8C-WO55-2210-FD2	15 pg/l	UJ	0.91	15	<RL
	BA8DC-WO20-2210	15 pg/l	U	0.089	15	<RL
	BA8DC-WO35-2210	15 pg/l	U	0.26	15	<RL
	BA8DC-WO5-2210	15 pg/l	U	0.11	15	<RL
	BA9BC-WO50-2210	15 pg/l	U	0.071	15	<RL
	BA9BC-WO5-2210	15 pg/l	U	0.05	15	<RL
	BA9BC-WO95-2210	15 pg/l	U	0.05	15	<RL
	BA9B-WO145-2210	15 pg/l	U	1.4	15	<RL
	BA9B-WO5-2210	15 pg/l	U	0.085	15	<RL
	BA9B-WO75-2210	15 pg/l	U	0.069	15	<RL
	BA9C-WO30-2210	15 pg/l	U	0.063	15	<RL
	BA9C-WO5-2210	15 pg/l	U	0.061	15	<RL
	BA9C-WO55-2210	15 pg/l	U	0.053	15	<RL
	BA9DC-WO20-2210	15 pg/l	U	0.067	15	<RL
	BA9DC-WO35-2210	15 pg/l	U	0.1	15	<RL
	BA9DC-WO35-2210-FD	15 pg/l	U	0.099	15	<RL
	BA9DC-WO5-2210	15 pg/l	U	0.086	15	<RL
	T11-WO30-2210	15 pg/l	U	0.14	15	<RL
	T11-WO5-2210	15 pg/l	UJ	0.49	15	<RL

TABLE 2. Results between the RL and MDL - Qualified Data

Method (Matrix) Analyte	Sample Identification	Result	Low-level Detects Final Qualifier*	MDL	RL	Criteria
E1668 (Water)						
PCB-153/168	W1-WO30-2210	15 pg/l	U	0.36	15	<RL
	W1-WO5-2210	15 pg/l	U	0.54	15	<RL
	W1-WO55-2210	15 pg/l	U	0.19	15	<RL
	W2-WO100-2210	15 pg/l	U	0.073	15	<RL
	W2-WO195-2210	15 pg/l	U	0.092	15	<RL
	W2-WO5-2210	15 pg/l	U	0.1	15	<RL
	W3-WO100-2210	15 pg/l	U	0.039	15	<RL
	W3-WO195-2210	15 pg/l	U	0.13	15	<RL
	W3-WO5-2210	15 pg/l	U	0.092	15	<RL
	W4-WO100-2210	15 pg/l	U	0.068	15	<RL
	W4-WO195-2210	15 pg/l	U	0.11	15	<RL
	W4-WO5-2210	15 pg/l	U	0.068	15	<RL
	W5-WO30-2210	7.5 pg/l	U	0.074	7.5	<RL
	W5-WO5-2210	7.5 pg/l	U	0.06	7.5	<RL
	W5-WO55-2210	7.5 pg/l	U	0.073	7.5	<RL
	W5-WO55-2210-FD	7.5 pg/l	U	0.058	7.5	<RL
PCB-156/157	BA10B-WO5-2210	30 pg/l	U	0.098	30	<RL
	BA10B-WO75-2210	30 pg/l	U	0.11	30	<RL
	BA10C-WO5-2210	30 pg/l	U	0.12	30	<RL
	BA10C-WO55-2210	30 pg/l	U	0.086	30	<RL
	BA10DC-WO5-2210	30 pg/l	U	0.13	30	<RL
	BA1B-WO145-2210	0.48 pg/l	UJ	0.17	30	<RL
	BA1B-WO5-2210	0.693 pg/l	J	0.17	30	<RL
	BA1B-WO75-2210	0.336 pg/l	J	0.25	30	<RL
	BA1C-WO30-2210	0.232 pg/l	J	0.08	30	<RL
	BA1C-WO55-2210	0.27 pg/l	UJ	0.072	30	<RL
	BA2B-WO145-2210	0.63 pg/l	J	0.19	30	<RL
	BA2B-WO5-2210	0.33 pg/l	UJ	0.15	31	<RL
	BA2B-WO75-2210	0.48 pg/l	UJ	0.28	30	<RL
	BA2C-WO30-2210	0.134 pg/l	J	0.089	30	<RL
	BA2C-WO55-2210	0.17 pg/l	UJ	0.15	30	<RL
	BA2DC-WO35-2210	30 pg/l	U	0.28	30	<RL
	BA2DC-WO5-2210	30 pg/l	U	0.28	30	<RL
	BA3B-WO80-2210	30 pg/l	UJ	0.12	30	<RL

TABLE 2. Results between the RL and MDL - Qualified Data

Method (Matrix) Analyte	Sample Identification	Result	Low-level Detects Final Qualifier*	MDL	RL	Criteria
E1668 (Water)						
PCB-156/157	BA3C-WO30-2210	0.188 pg/l	J	0.098	30	<RL
	BA3C-WO5-2210	0.245 pg/l	J	0.15	30	<RL
	BA3C-WO55-2210	30 pg/l	U	0.15	30	<RL
	BA3DC-WO35-2210	30 pg/l	U	0.33	30	<RL
	BA4B-WO145-2210	30 pg/l	U	0.071	30	<RL
	BA4B-WO5-2210	30 pg/l	U	0.076	30	<RL
	BA4B-WO75-2210	30 pg/l	U	0.18	30	<RL
	BA4C-WO30-2210	30 pg/l	U	0.79	30	<RL
	BA4C-WO55-2210	30 pg/l	UJ	0.098	30	<RL
	BA4C-WO55-2210-FD2	30 pg/l	U	0.054	30	<RL
	BA4DC-WO20-2210	30 pg/l	U	0.12	30	<RL
	BA4DC-WO35-2210	30 pg/l	U	0.053	30	<RL
	BA4DC-WO5-2210	30 pg/l	U	0.071	30	<RL
	BA5B-WO145-2210	1.2 pg/l	UJ	0.4	30	<RL
	BA5C-WO55-2210	30 pg/l	U	0.17	30	<RL
	BA5DC-WO20-2210	30 pg/l	U	0.077	30	<RL
	BA5DC-WO35-2210	30 pg/l	U	0.074	30	<RL
	BA5DC-WO35-2210-FD	30 pg/l	U	0.089	30	<RL
	BA5DC-WO5-2210	30 pg/l	U	0.11	30	<RL
	BA6BC-WO50-2210	30 pg/l	U	0.08	30	<RL
	BA6BC-WO5-2210	33 pg/l	U	0.088	33	<RL
	BA6BC-WO95-2210	31 pg/l	UJ	0.27	31	<RL
	BA6B-WO145-2210	30 pg/l	U	0.15	30	<RL
	BA6C-WO30-2210	30 pg/l	U	0.11	30	<RL
	BA6C-WO55-2210	30 pg/l	UJ	0.081	30	<RL
	BA6DC-WO20-2210	30 pg/l	U	0.1	30	<RL
	BA6DC-WO35-2210	30 pg/l	U	0.066	30	<RL
	BA6DC-WO5-2210	30 pg/l	U	0.16	30	<RL
	BA7BC-WO50-2210	30 pg/l	U	0.087	30	<RL
	BA7BC-WO5-2210	30 pg/l	U	0.097	30	<RL
	BA7BC-WO95-2210	30 pg/l	U	0.23	30	<RL
	BA7B-WO145-2210	30 pg/l	U	0.11	30	<RL
	BA7B-WO5-2210	30 pg/l	U	0.09	30	<RL
	BA7B-WO75-2210	30 pg/l	U	0.17	30	<RL

TABLE 2. Results between the RL and MDL - Qualified Data

Method (Matrix) Analyte	Sample Identification	Result	Low-level Detects Final Qualifier*	MDL	RL	Criteria
E1668 (Water)						
PCB-156/157	BA7C-WO30-2210	0.689 pg/l	J	0.38	30	<RL
	BA7C-WO55-2210	0.634 pg/l	J	0.31	30	<RL
	BA7DC-WO20-2210	30 pg/l	U	0.058	30	<RL
	BA7DC-WO35-2210	30 pg/l	U	0.1	30	<RL
	BA7DC-WO35-2210-FD	30 pg/l	U	0.066	30	<RL
	BA7DC-WO35-2210-FD2	30 pg/l	U	0.12	30	<RL
	BA7DC-WO5-2210	30 pg/l	U	0.064	30	<RL
	BA8BC-WO50-2210	30 pg/l	U	0.11	30	<RL
	BA8BC-WO5-2210	30 pg/l	U	0.15	30	<RL
	BA8BC-WO95-2210	30 pg/l	U	0.085	30	<RL
	BA8B-WO5-2210	30 pg/l	U	0.034	30	<RL
	BA8B-WO75-2210	30 pg/l	U	0.15	30	<RL
	BA8C-WO55-2210	0.322 pg/l	J	0.085	30	<RL
	BA8DC-WO20-2210	30 pg/l	U	0.096	30	<RL
	BA8DC-WO5-2210	30 pg/l	U	0.12	30	<RL
	BA9BC-WO50-2210	30 pg/l	U	0.086	30	<RL
	BA9BC-WO5-2210	30 pg/l	U	0.06	30	<RL
	BA9BC-WO95-2210	30 pg/l	U	0.06	30	<RL
	BA9B-WO5-2210	30 pg/l	U	0.1	30	<RL
	BA9B-WO75-2210	30 pg/l	U	0.082	30	<RL
	BA9C-WO5-2210	2.19 pg/l	J	0.076	30	<RL
	BA9C-WO55-2210	30 pg/l	U	0.064	30	<RL
	BA9DC-WO20-2210	30 pg/l	U	0.07	30	<RL
	BA9DC-WO35-2210	30 pg/l	U	0.1	30	<RL
	BA9DC-WO35-2210-FD	30 pg/l	U	0.1	30	<RL
	T11-WO30-2210	0.29 pg/l	UJ	0.16	30	<RL
	W1-WO55-2210	30 pg/l	U	0.26	30	<RL
	W2-WO195-2210	30 pg/l	U	0.12	30	<RL
	W3-WO100-2210	30 pg/l	U	0.047	30	<RL
	W3-WO195-2210	30 pg/l	U	0.16	30	<RL
	W3-WO5-2210	30 pg/l	U	0.11	30	<RL
	W4-WO100-2210	30 pg/l	U	0.08	30	<RL
	W4-WO195-2210	30 pg/l	U	0.13	30	<RL
	W4-WO5-2210	2.86 pg/l	J	0.08	30	<RL

TABLE 2. Results between the RL and MDL - Qualified Data

Method (Matrix) Analyte	Sample Identification	Result	Low-level Detects Final Qualifier*	MDL	RL	Criteria
E1668 (Water)						
PCB-156/157	W5-WO5-2210	15 pg/l	U	0.065	15	<RL
	W5-WO55-2210	15 pg/l	U	0.081	15	<RL
	W5-WO55-2210-FD	15 pg/l	UJ	0.063	15	<RL
PCB-158	BA10B-WO75-2210	0.094 pg/l	J	0.09	15	<RL
	BA10C-WO5-2210	0.11 pg/l	UJ	0.1	15	<RL
	BA10C-WO55-2210	0.13 pg/l	UJ	0.07	15	<RL
	BA10DC-WO20-2210	0.091 pg/l	UJ	0.063	15	<RL
	BA10DC-WO35-2210	0.618 pg/l	J	0.52	15	<RL
	BA10DC-WO5-2210	0.32 pg/l	UJ	0.11	15	<RL
	BA1B-WO145-2210	0.22 pg/l	J	0.14	15	<RL
	BA1C-WO30-2210	0.177 pg/l	J	0.061	15	<RL
	BA1C-WO55-2210	0.17 pg/l	UJ	0.058	15	<RL
	BA1DC-WO35-2210	0.203 pg/l	U	0.11	15	<RL
	BA2B-WO145-2210	0.25 pg/l	UJ	0.14	15	<RL
	BA2B-WO75-2210	0.21 pg/l	UJ	0.2	15	<RL
	BA2DC-WO35-2210	0.337 pg/l	U	0.2	15	<RL
	BA3B-WO145-2210	15 pg/l	UJ	0.11	15	<RL
	BA3C-WO30-2210	0.165 pg/l	J	0.075	15	<RL
	BA3DC-WO35-2210	0.26 pg/l	U	0.25	15	<RL
	BA3DC-WO5-2210	0.163 pg/l	U	0.1	15	<RL
	BA4B-WO145-2210	15 pg/l	U	0.048	15	<RL
	BA4B-WO5-2210	15 pg/l	U	0.052	15	<RL
	BA4B-WO75-2210	15 pg/l	U	0.12	15	<RL
	BA4C-WO55-2210	0.17 pg/l	UJ	0.062	15	<RL
	BA4C-WO55-2210-FD2	0.096 pg/l	J	0.035	15	<RL
	BA4DC-WO35-2210	15 pg/l	U	0.035	15	<RL
	BA4DC-WO5-2210	15 pg/l	U	0.052	15	<RL
	BA5B-WO145-2210	1.19 pg/l	J	0.3	15	<RL
	BA5B-WO5-2210	15 pg/l	U	0.1	15	<RL
	BA5C-WO55-2210	0.16 pg/l	UJ	0.13	15	<RL
	BA5DC-WO20-2210	15 pg/l	U	0.057	15	<RL
	BA5DC-WO35-2210	15 pg/l	U	0.055	15	<RL
	BA5DC-WO35-2210-FD	0.723 pg/l	J	0.065	15	<RL
	BA6BC-WO50-2210	0.072 pg/l	UJ	0.062	15	<RL

TABLE 2. Results between the RL and MDL - Qualified Data

Method (Matrix) Analyte	Sample Identification	Result	Low-level Detects Final Qualifier*	MDL	RL	Criteria
E1668 (Water)						
PCB-158	BA6BC-WO5-2210	0.13 pg/l	J	0.057	17	<RL
	BA6B-WO145-2210	15 pg/l	U	0.11	15	<RL
	BA6B-WO5-2210	15 pg/l	U	0.13	15	<RL
	BA6B-WO75-2210	15 pg/l	U	0.12	15	<RL
	BA6C-WO30-2210	0.077 pg/l	UJ	0.068	15	<RL
	BA6C-WO55-2210	0.25 pg/l	UJ	0.051	15	<RL
	BA6DC-WO35-2210	15 pg/l	U	0.05	15	<RL
	BA7BC-WO50-2210	15 pg/l	U	0.062	15	<RL
	BA7BC-WO5-2210	15 pg/l	U	0.074	15	<RL
	BA7BC-WO95-2210	15 pg/l	U	0.16	15	<RL
	BA7B-WO145-2210	15 pg/l	U	0.075	15	<RL
	BA7B-WO5-2210	15 pg/l	U	0.075	15	<RL
	BA7C-WO55-2210	0.48 pg/l	UJ	0.24	15	<RL
	BA7DC-WO20-2210	15 pg/l	U	0.047	15	<RL
	BA7DC-WO35-2210	15 pg/l	U	0.08	15	<RL
	BA7DC-WO35-2210-FD	15 pg/l	U	0.051	15	<RL
	BA7DC-WO35-2210-FD2	0.571 pg/l	J	0.099	15	<RL
	BA7DC-WO5-2210	15 pg/l	U	0.05	15	<RL
	BA8BC-WO50-2210	15 pg/l	U	0.079	15	<RL
	BA8BC-WO5-2210	15 pg/l	U	0.12	15	<RL
	BA8BC-WO95-2210	15 pg/l	U	0.065	15	<RL
	BA8B-WO5-2210	15 pg/l	U	0.023	15	<RL
	BA8B-WO75-2210	15 pg/l	U	0.12	15	<RL
	BA8C-WO55-2210	0.209 pg/l	J	0.054	15	<RL
	BA8DC-WO20-2210	0.091 pg/l	J	0.077	15	<RL
	BA9BC-WO50-2210	15 pg/l	U	0.06	15	<RL
	BA9BC-WO5-2210	15 pg/l	U	0.042	15	<RL
	BA9BC-WO95-2210	15 pg/l	U	0.043	15	<RL
	BA9B-WO75-2210	15 pg/l	U	0.058	15	<RL
	BA9C-WO55-2210	15 pg/l	U	0.045	15	<RL
	BA9DC-WO20-2210	0.0803 pg/l	J	0.058	15	<RL
	BA9DC-WO35-2210-FD	0.101 pg/l	J	0.085	15	<RL
	BA9DC-WO5-2210	0.086 pg/l	J	0.074	15	<RL
	T11-WO30-2210	0.184 pg/l	J	0.12	15	<RL

TABLE 2. Results between the RL and MDL - Qualified Data

Method (Matrix) Analyte	Sample Identification	Result	Low-level Detects Final Qualifier*	MDL	RL	Criteria
E1668 (Water)						
PCB-158	W1-WO55-2210	0.4 pg/l	U	0.17	15	<RL
	W2-WO100-2210	0.099 pg/l	U	0.063	15	<RL
	W2-WO195-2210	0.18 pg/l	U	0.08	15	<RL
	W3-WO100-2210	15 pg/l	U	0.033	15	<RL
	W3-WO195-2210	15 pg/l	U	0.11	15	<RL
	W4-WO100-2210	15 pg/l	U	0.059	15	<RL
	W4-WO195-2210	15 pg/l	U	0.098	15	<RL
	W4-WO5-2210	15 pg/l	U	0.059	15	<RL
	W5-WO30-2210	7.5 pg/l	UJ	0.065	7.5	<RL
	W5-WO5-2210	7.5 pg/l	UJ	0.052	7.5	<RL
	W5-WO55-2210	7.5 pg/l	U	0.064	7.5	<RL
	W5-WO55-2210-FD	7.5 pg/l	U	0.051	7.5	<RL
PCB-167	BA10B-WO5-2210	0.146 pg/l	J	0.076	15	<RL
	BA10C-WO30-2210	0.23 pg/l	UJ	0.22	15	<RL
	BA10C-WO55-2210	0.085 pg/l	UJ	0.064	15	<RL
	BA10DC-WO5-2210	0.26 pg/l	J	0.098	15	<RL
	BA1B-WO145-2210	15 pg/l	UJ	0.13	15	<RL
	BA1B-WO5-2210	15 pg/l	UJ	0.12	15	<RL
	BA1B-WO75-2210	15 pg/l	U	0.19	15	<RL
	BA2B-WO145-2210	15 pg/l	UJ	0.14	15	<RL
	BA2B-WO5-2210	15 pg/l	UJ	0.11	15	<RL
	BA2B-WO75-2210	15 pg/l	UJ	0.2	15	<RL
	BA2DC-WO20-2210	0.15 pg/l	J	0.1	15	<RL
	BA2DC-WO35-2210	0.238 pg/l	J	0.17	15	<RL
	BA2DC-WO5-2210	0.383 pg/l	J	0.16	15	<RL
	BA3B-WO145-2210	15 pg/l	U	0.11	15	<RL
	BA3B-WO80-2210	15 pg/l	U	0.077	15	<RL
	BA3C-WO55-2210	15 pg/l	UJ	0.12	15	<RL
	BA3DC-WO35-2210	0.634 pg/l	J	0.2	15	<RL
	BA4B-WO145-2210	15 pg/l	U	0.045	15	<RL
	BA4B-WO5-2210	15 pg/l	U	0.045	15	<RL
	BA4B-WO75-2210	15 pg/l	U	0.1	15	<RL
	BA4C-WO55-2210	15 pg/l	UJ	0.068	15	<RL
	BA4C-WO55-2210-FD2	15 pg/l	U	0.037	15	<RL

TABLE 2. Results between the RL and MDL - Qualified Data

Method (Matrix) Analyte	Sample Identification	Result	Low-level Detects Final Qualifier*	MDL	RL	Criteria
E1668 (Water)						
PCB-167	BA4DC-WO20-2210	15 pg/l	U	0.075	15	<RL
	BA4DC-WO35-2210	15 pg/l	U	0.035	15	<RL
	BA4DC-WO5-2210	15 pg/l	U	0.045	15	<RL
	BA5DC-WO20-2210	15 pg/l	U	0.051	15	<RL
	BA5DC-WO35-2210	15 pg/l	U	0.047	15	<RL
	BA5DC-WO35-2210-FD	15 pg/l	U	0.056	15	<RL
	BA6BC-WO50-2210	15 pg/l	UJ	0.061	15	<RL
	BA6B-WO145-2210	15 pg/l	U	0.099	15	<RL
	BA6C-WO55-2210	15 pg/l	UJ	0.057	15	<RL
	BA6DC-WO20-2210	15 pg/l	U	0.068	15	<RL
	BA6DC-WO35-2210	15 pg/l	U	0.043	15	<RL
	BA7BC-WO50-2210	15 pg/l	U	0.053	15	<RL
	BA7BC-WO5-2210	15 pg/l	U	0.064	15	<RL
	BA7BC-WO95-2210	15 pg/l	U	0.15	15	<RL
	BA7B-WO145-2210	15 pg/l	U	0.071	15	<RL
	BA7B-WO75-2210	15 pg/l	U	0.11	15	<RL
	BA7C-WO30-2210	0.389 pg/l	J	0.25	15	<RL
	BA7C-WO55-2210	0.37 pg/l	UJ	0.21	15	<RL
	BA7DC-WO20-2210	15 pg/l	U	0.043	15	<RL
	BA7DC-WO35-2210	15 pg/l	U	0.069	15	<RL
	BA7DC-WO35-2210-FD	15 pg/l	U	0.043	15	<RL
	BA7DC-WO35-2210-FD2	15 pg/l	U	0.082	15	<RL
	BA8BC-WO50-2210	15 pg/l	U	0.062	15	<RL
	BA8BC-WO5-2210	15 pg/l	U	0.11	15	<RL
	BA8BC-WO95-2210	15 pg/l	U	0.055	15	<RL
	BA8B-WO5-2210	15 pg/l	U	0.021	15	<RL
	BA8B-WO75-2210	15 pg/l	U	0.095	15	<RL
	BA8C-WO55-2210	0.15 pg/l	UJ	0.058	15	<RL
	BA8DC-WO5-2210	0.67 pg/l	J	0.09	15	<RL
	BA9BC-WO95-2210	15 pg/l	U	0.039	15	<RL
	BA9C-WO5-2210	1.08 pg/l	J	0.05	15	<RL
	BA9C-WO55-2210	15 pg/l	U	0.041	15	<RL
	T11-WO30-2210	0.14 pg/l	UJ	0.11	15	<RL
	W1-WO55-2210	0.272 pg/l	J	0.17	15	<RL

TABLE 2. Results between the RL and MDL - Qualified Data

Method (Matrix) Analyte	Sample Identification	Result	Low-level Detects Final Qualifier*	MDL	RL	Criteria
E1668 (Water)						
PCB-167	W2-WO100-2210	0.086 pg/l	J	0.062	15	<RL
	W2-WO5-2210	0.11 pg/l	J	0.088	15	<RL
	W3-WO100-2210	15 pg/l	U	0.031	15	<RL
	W3-WO195-2210	15 pg/l	U	0.095	15	<RL
	W3-WO5-2210	15 pg/l	U	0.073	15	<RL
	W4-WO100-2210	15 pg/l	U	0.051	15	<RL
	W4-WO195-2210	15 pg/l	U	0.086	15	<RL
	W4-WO5-2210	1.59 pg/l	J	0.053	15	<RL
	W5-WO5-2210	7.5 pg/l	UJ	0.049	7.5	<RL
	W5-WO55-2210	7.5 pg/l	UJ	0.06	7.5	<RL
	W5-WO55-2210-FD	7.5 pg/l	UJ	0.047	7.5	<RL
PCB-169	BA3C-WO55-2210	15 pg/l	U	0.12	15	<RL
	BA7DC-WO35-2210-FD	0.068 pg/l	J	0.055	15	<RL
	BA8B-WO75-2210	15 pg/l	U	0.12	15	<RL
	BA8DC-WO5-2210	0.14 pg/l	J	0.098	15	<RL
	BA9C-WO5-2210	0.989 pg/l	J	0.059	15	<RL
	W4-WO5-2210	0.74 pg/l	J	0.063	15	<RL
PCB-170	BA10B-WO5-2210	15 pg/l	U	0.1	15	<RL
	BA10B-WO75-2210	15 pg/l	U	0.11	15	<RL
	BA10DC-WO5-2210	15 pg/l	U	0.18	15	<RL
	BA1B-WO145-2210	15 pg/l	UJ	0.2	15	<RL
	BA1B-WO5-2210	15 pg/l	UJ	0.17	15	<RL
	BA1B-WO75-2210	15 pg/l	UJ	0.21	15	<RL
	BA1C-WO55-2210	0.27 pg/l	UJ	0.13	15	<RL
	BA1DC-WO35-2210	15 pg/l	U	0.14	15	<RL
	BA1DC-WO5-2210	15 pg/l	U	0.44	15	<RL
	BA2B-WO145-2210	15 pg/l	UJ	0.17	15	<RL
	BA2B-WO75-2210	15 pg/l	UJ	0.23	15	<RL
	BA2C-WO55-2210	0.35 pg/l	UJ	0.15	15	<RL
	BA2DC-WO20-2210	15 pg/l	U	0.16	15	<RL
	BA2DC-WO35-2210	15 pg/l	U	0.25	15	<RL
	BA2DC-WO5-2210	15 pg/l	U	0.19	15	<RL
	BA3B-WO145-2210	15 pg/l	UJ	0.16	15	<RL

TABLE 2. Results between the RL and MDL - Qualified Data

Method (Matrix) Analyte	Sample Identification	Result	Low-level Detects Final Qualifier*	MDL	RL	Criteria
E1668 (Water)						
PCB-170	BA3B-WO5-2210	15 pg/l	UJ	0.14	15	<RL
	BA3B-WO80-2210	15 pg/l	UJ	0.098	15	<RL
	BA3C-WO30-2210	0.21 pg/l	UJ	0.12	15	<RL
	BA3C-WO5-2210	0.19 pg/l	UJ	0.17	15	<RL
	BA3DC-WO35-2210	15 pg/l	U	0.31	15	<RL
	BA4B-WO145-2210	15 pg/l	U	0.082	15	<RL
	BA4B-WO5-2210	15 pg/l	U	0.074	15	<RL
	BA4B-WO75-2210	15 pg/l	U	0.19	15	<RL
	BA4C-WO30-2210	2.4 pg/l	UJ	0.68	15	<RL
	BA4C-WO55-2210	0.25 pg/l	UJ	0.13	15	<RL
	BA4C-WO55-2210-FD2	0.17 pg/l	UJ	0.051	15	<RL
	BA4DC-WO20-2210	15 pg/l	U	0.11	15	<RL
	BA4DC-WO35-2210	15 pg/l	U	0.07	15	<RL
	BA4DC-WO5-2210	15 pg/l	U	0.086	15	<RL
	BA5B-WO145-2210	15 pg/l	UJ	0.55	15	<RL
	BA5C-WO55-2210	0.24 pg/l	UJ	0.16	15	<RL
	BA5DC-WO20-2210	15 pg/l	U	0.078	15	<RL
	BA5DC-WO35-2210	15 pg/l	U	0.11	15	<RL
	BA5DC-WO35-2210-FD	15 pg/l	U	0.11	15	<RL
	BA5DC-WO5-2210	15 pg/l	U	0.11	15	<RL
	BA6BC-WO50-2210	0.19 pg/l	UJ	0.13	15	<RL
	BA6BC-WO5-2210	0.36 pg/l	J	0.12	17	<RL
	BA6BC-WO95-2210	0.748 pg/l	J	0.32	15	<RL
	BA6B-WO145-2210	15 pg/l	U	0.14	15	<RL
	BA6B-WO5-2210	15 pg/l	U	0.2	15	<RL
	BA6B-WO75-2210	15 pg/l	U	0.14	15	<RL
	BA6C-WO30-2210	0.15 pg/l	UJ	0.13	15	<RL
	BA6C-WO55-2210	0.41 pg/l	J	0.081	15	<RL
	BA6DC-WO35-2210	15 pg/l	U	0.13	15	<RL
	BA7BC-WO50-2210	15 pg/l	U	0.089	15	<RL
	BA7BC-WO5-2210	15 pg/l	U	0.15	15	<RL
	BA7BC-WO95-2210	6.8 pg/l	J	0.42	15	<RL
	BA7B-WO145-2210	15 pg/l	U	0.071	15	<RL
	BA7B-WO5-2210	15 pg/l	U	0.15	15	<RL

TABLE 2. Results between the RL and MDL - Qualified Data

Method (Matrix) / Analyte	Sample Identification	Result	Low-level Detects Final Qualifier*	MDL	RL	Criteria
E1668 (Water)						
PCB-170	BA7C-WO5-2210	15 pg/l	UJ	0.36	15	<RL
	BA7C-WO55-2210	15 pg/l	UJ	0.25	15	<RL
	BA7DC-WO20-2210	0.089 pg/l	J	0.066	15	<RL
	BA7DC-WO35-2210	15 pg/l	U	0.058	15	<RL
	BA7DC-WO35-2210-FD	15 pg/l	U	0.089	15	<RL
	BA7DC-WO35-2210-FD2	15 pg/l	U	0.079	15	<RL
	BA8BC-WO50-2210	15 pg/l	U	0.15	15	<RL
	BA8BC-WO5-2210	15 pg/l	U	0.11	15	<RL
	BA8BC-WO95-2210	15 pg/l	U	0.13	15	<RL
	BA8B-WO5-2210	15 pg/l	U	0.04	15	<RL
	BA8B-WO75-2210	15 pg/l	U	0.17	15	<RL
	BA8C-WO55-2210	15 pg/l	UJ	0.076	15	<RL
	BA8DC-WO5-2210	15 pg/l	U	0.15	15	<RL
	BA9BC-WO50-2210	15 pg/l	U	0.067	15	<RL
	BA9BC-WO5-2210	15 pg/l	U	0.084	15	<RL
	BA9BC-WO95-2210	15 pg/l	U	0.086	15	<RL
	BA9B-WO75-2210	15 pg/l	U	0.087	15	<RL
	BA9C-WO30-2210	15 pg/l	U	0.094	15	<RL
	BA9C-WO5-2210	15 pg/l	U	0.08	15	<RL
	BA9C-WO55-2210	15 pg/l	U	0.095	15	<RL
	BA9DC-WO35-2210	15 pg/l	U	0.13	15	<RL
	BA9DC-WO35-2210-FD	15 pg/l	U	0.15	15	<RL
	T11-WO30-2210	15 pg/l	U	0.15	15	<RL
	W1-WO55-2210	15 pg/l	U	0.21	15	<RL
	W2-WO100-2210	15 pg/l	U	0.092	15	<RL
	W2-WO195-2210	15 pg/l	U	0.14	15	<RL
	W3-WO100-2210	15 pg/l	U	0.059	15	<RL
	W3-WO195-2210	15 pg/l	U	0.11	15	<RL
	W3-WO5-2210	15 pg/l	U	0.1	15	<RL
	W4-WO100-2210	15 pg/l	U	0.16	15	<RL
	W4-WO195-2210	15 pg/l	U	0.13	15	<RL
	W4-WO5-2210	15 pg/l	U	0.098	15	<RL
	W5-WO30-2210	0.24 pg/l	UJ	0.11	7.5	<RL
	W5-WO5-2210	0.13 pg/l	UJ	0.096	7.5	<RL

TABLE 2. Results between the RL and MDL - Qualified Data

Method (Matrix) Analyte	Sample Identification	Result	Low-level Detects Final Qualifier*	MDL	RL	Criteria
E1668 (Water)						
PCB-170	W5-WO55-2210	0.086 pg/l	UJ	0.082	7.5	<RL
PCB-177	BA10B-WO5-2210	0.119 pg/l	J	0.097	15	<RL
	BA10DC-WO5-2210	0.28 pg/l	UJ	0.17	15	<RL
	BA1B-WO145-2210	0.381 pg/l	J	0.19	15	<RL
	BA1B-WO5-2210	0.23 pg/l	UJ	0.16	15	<RL
	BA1C-WO30-2210	0.208 pg/l	J	0.14	15	<RL
	BA1C-WO55-2210	0.14 pg/l	UJ	0.13	15	<RL
	BA1DC-WO35-2210	0.13 pg/l	J	0.12	15	<RL
	BA2B-WO145-2210	0.33 pg/l	UJ	0.16	15	<RL
	BA2C-WO55-2210	0.177 pg/l	J	0.14	15	<RL
	BA3DC-WO35-2210	0.32 pg/l	J	0.28	15	<RL
	BA4B-WO145-2210	15 pg/l	U	0.079	15	<RL
	BA4B-WO5-2210	15 pg/l	U	0.072	15	<RL
	BA4C-WO55-2210	0.13 pg/l	UJ	0.12	15	<RL
	BA4C-WO55-2210-FD2	0.082 pg/l	UJ	0.045	15	<RL
	BA4DC-WO20-2210	0.159 pg/l	J	0.1	15	<RL
	BA4DC-WO35-2210	0.32 pg/l	J	0.063	15	<RL
	BA4DC-WO5-2210	0.142 pg/l	J	0.084	15	<RL
	BA5B-WO145-2210	0.66 pg/l	UJ	0.55	15	<RL
	BA5C-WO30-2210	0.204 pg/l	J	0.19	15	<RL
	BA5DC-WO20-2210	0.196 pg/l	J	0.077	15	<RL
	BA5DC-WO35-2210	0.14 pg/l	J	0.1	15	<RL
	BA5DC-WO35-2210-FD	0.606 pg/l	J	0.11	15	<RL
	BA6BC-WO50-2210	0.23 pg/l	UJ	0.12	15	<RL
	BA6BC-WO5-2210	0.13 pg/l	UJ	0.1	17	<RL
	BA6B-WO145-2210	0.27 pg/l	J+	0.13	15	<RL
	BA6C-WO55-2210	0.13 pg/l	UJ	0.071	15	<RL
	BA7BC-WO50-2210	15 pg/l	U	0.087	15	<RL
	BA7B-WO145-2210	0.29 pg/l	J	0.067	15	<RL
	BA7DC-WO35-2210	0.568 pg/l	J	0.057	15	<RL
	BA7DC-WO35-2210-FD	0.17 pg/l	J	0.088	15	<RL
	BA7DC-WO35-2210-FD2	0.448 pg/l	J	0.078	15	<RL
	BA8BC-WO50-2210	15 pg/l	U	0.14	15	<RL
	BA8BC-WO5-2210	15 pg/l	U	0.11	15	<RL

TABLE 2. Results between the RL and MDL - Qualified Data

Method (Matrix) Analyte	Sample Identification	Result	Low-level Detects Final Qualifier*	MDL	RL	Criteria
E1668 (Water)						
PCB-177	BA8BC-WO95-2210	15 pg/l	U	0.12	15	<RL
	BA8B-WO5-2210	15 pg/l	U	0.039	15	<RL
	BA8B-WO75-2210	15 pg/l	U	0.17	15	<RL
	BA8C-WO55-2210	0.2 pg/l	UJ	0.067	15	<RL
	BA8DC-WO5-2210	0.179 pg/l	J	0.15	15	<RL
	BA9BC-WO50-2210	15 pg/l	U	0.061	15	<RL
	BA9BC-WO5-2210	15 pg/l	U	0.076	15	<RL
	BA9B-WO75-2210	15 pg/l	U	0.078	15	<RL
	BA9C-WO55-2210	15 pg/l	U	0.086	15	<RL
	W1-WO55-2210	0.57 pg/l	J	0.2	15	<RL
	W2-WO195-2210	0.243 pg/l	J	0.13	15	<RL
	W3-WO100-2210	15 pg/l	U	0.057	15	<RL
	W3-WO195-2210	15 pg/l	U	0.11	15	<RL
	W4-WO100-2210	15 pg/l	U	0.15	15	<RL
	W4-WO195-2210	15 pg/l	U	0.13	15	<RL
	W4-WO5-2210	15 pg/l	U	0.095	15	<RL
	W5-WO55-2210	0.093 pg/l	UJ	0.077	7.5	<RL
	W5-WO55-2210-FD	0.14 pg/l	UJ	0.094	7.5	<RL
PCB-18/30	BA10B-WO145-2210	15 pg/l	U	1.7	15	<RL
	BA10B-WO5-2210	15 pg/l	U	0.2	15	<RL
	BA10B-WO75-2210	15 pg/l	U	0.34	15	<RL
	BA10C-WO30-2210	15 pg/l	U	0.93	15	<RL
	BA10C-WO5-2210	15 pg/l	UJ	0.41	15	<RL
	BA10C-WO55-2210	15 pg/l	UJ	0.24	15	<RL
	BA10DC-WO20-2210	15 pg/l	U	0.18	15	<RL
	BA10DC-WO35-2210	15 pg/l	U	0.47	15	<RL
	BA10DC-WO5-2210	15 pg/l	UJ	0.41	15	<RL
	BA1B-WO145-2210	15 pg/l	UJ	0.37	15	<RL
	BA1B-WO5-2210	15 pg/l	U	0.36	15	<RL
	BA1B-WO75-2210	15 pg/l	UJ	0.72	15	<RL
	BA1C-WO30-2210	15 pg/l	U	0.22	15	<RL
	BA1C-WO5-2210	15 pg/l	U	0.86	15	<RL
	BA1C-WO55-2210	15 pg/l	U	0.21	15	<RL
	BA1DC-WO20-2210	15 pg/l	U	1.6	15	<RL

TABLE 2. Results between the RL and MDL - Qualified Data

Method (Matrix) Analyte	Sample Identification	Result	Low-level Detects Final Qualifier*	MDL	RL	Criteria
E1668 (Water)						
PCB-18/30	BA1DC-WO35-2210	15 pg/l	U	0.3	15	<RL
	BA1DC-WO5-2210	15 pg/l	U	0.61	15	<RL
	BA1DC-WO5-2210-FD	15 pg/l	U	0.87	15	<RL
	BA2B-WO145-2210	15 pg/l	U	0.41	15	<RL
	BA2B-WO5-2210	15 pg/l	U	0.35	15	<RL
	BA2B-WO75-2210	15 pg/l	U	0.51	15	<RL
	BA2C-WO30-2210	15 pg/l	U	0.22	15	<RL
	BA2C-WO5-2210	15 pg/l	U	0.34	15	<RL
	BA2C-WO55-2210	15 pg/l	U	0.22	15	<RL
	BA2DC-WO20-2210	15 pg/l	U	0.49	15	<RL
	BA2DC-WO35-2210	15 pg/l	U	0.56	15	<RL
	BA2DC-WO5-2210	15 pg/l	U	0.54	15	<RL
	BA3B-WO145-2210	15 pg/l	U	0.22	15	<RL
	BA3B-WO5-2210	15 pg/l	U	0.23	15	<RL
	BA3B-WO80-2210	15 pg/l	U	0.19	15	<RL
	BA3C-WO30-2210	15 pg/l	UJ	0.15	15	<RL
	BA3C-WO5-2210	15 pg/l	U	0.28	15	<RL
	BA3C-WO55-2210	15 pg/l	U	0.34	15	<RL
	BA3DC-WO20-2210	15 pg/l	U	0.94	15	<RL
	BA3DC-WO35-2210	15 pg/l	U	1.6	15	<RL
	BA3DC-WO5-2210	15 pg/l	U	0.38	15	<RL
	BA4B-WO145-2210	15 pg/l	U	0.12	15	<RL
	BA4B-WO5-2210	15 pg/l	U	0.13	15	<RL
	BA4B-WO75-2210	15 pg/l	U	0.24	15	<RL
	BA4C-WO30-2210	15 pg/l	U	5.4	15	<RL
	BA4C-WO5-2210	15 pg/l	U	1.2	15	<RL
	BA4C-WO55-2210	15 pg/l	U	0.52	15	<RL
	BA4C-WO55-2210-FD	15 pg/l	U	0.42	15	<RL
	BA4C-WO55-2210-FD2	15 pg/l	UJ	0.2	15	<RL
	BA4DC-WO20-2210	15 pg/l	U	0.16	15	<RL
	BA4DC-WO35-2210	15 pg/l	U	0.11	15	<RL
	BA4DC-WO5-2210	15 pg/l	U	0.19	15	<RL
	BA5B-WO145-2210	15 pg/l	UJ	1	15	<RL
	BA5B-WO5-2210	15 pg/l	UJ	0.19	15	<RL

TABLE 2. Results between the RL and MDL - Qualified Data

Method (Matrix) / Analyte	Sample Identification	Result	Low-level Detects Final Qualifier*	MDL	RL	Criteria
E1668 (Water)						
PCB-18/30	BA5B-WO75-2210	15 pg/l	U	0.96	15	<RL
	BA5C-WO30-2210	15 pg/l	U	0.91	15	<RL
	BA5C-WO5-2210	15 pg/l	U	0.43	15	<RL
	BA5C-WO55-2210	15 pg/l	U	0.32	15	<RL
	BA5DC-WO20-2210	15 pg/l	U	0.12	15	<RL
	BA5DC-WO35-2210	15 pg/l	U	0.18	15	<RL
	BA5DC-WO35-2210-FD	15 pg/l	U	0.16	15	<RL
	BA5DC-WO5-2210	15 pg/l	U	0.31	15	<RL
	BA6BC-WO50-2210	15 pg/l	U	0.36	15	<RL
	BA6BC-WO5-2210	17 pg/l	U	0.49	17	<RL
	BA6BC-WO95-2210	15 pg/l	U	0.58	15	<RL
	BA6B-WO145-2210	15 pg/l	U	0.28	15	<RL
	BA6B-WO5-2210	15 pg/l	U	0.26	15	<RL
	BA6B-WO75-2210	15 pg/l	U	0.27	15	<RL
	BA6C-WO30-2210	15 pg/l	U	0.46	15	<RL
	BA6C-WO5-2210	15 pg/l	U	0.43	15	<RL
	BA6C-WO55-2210	15 pg/l	U	0.27	15	<RL
	BA6DC-WO20-2210	15 pg/l	U	0.26	15	<RL
	BA6DC-WO35-2210	15 pg/l	U	0.19	15	<RL
	BA6DC-WO5-2210	15 pg/l	U	0.87	15	<RL
	BA7BC-WO50-2210	15 pg/l	U	0.25	15	<RL
	BA7BC-WO5-2210	15 pg/l	U	0.37	15	<RL
	BA7BC-WO95-2210	15 pg/l	U	0.33	15	<RL
	BA7B-WO145-2210	15 pg/l	U	0.16	15	<RL
	BA7B-WO5-2210	15 pg/l	U	0.13	15	<RL
	BA7B-WO75-2210	15 pg/l	U	0.28	15	<RL
	BA7C-WO30-2210	15 pg/l	UJ	1.3	15	<RL
	BA7C-WO5-2210	15 pg/l	U	1.2	15	<RL
	BA7DC-WO20-2210	15 pg/l	U	0.18	15	<RL
	BA7DC-WO35-2210	15 pg/l	U	0.12	15	<RL
	BA7DC-WO35-2210-FD	15 pg/l	U	0.19	15	<RL
	BA7DC-WO35-2210-FD2	15 pg/l	U	0.2	15	<RL
	BA7DC-WO5-2210	15 pg/l	U	0.16	15	<RL
	BA8BC-WO50-2210	15 pg/l	U	0.33	15	<RL

TABLE 2. Results between the RL and MDL - Qualified Data

Method (Matrix) Analyte	Sample Identification	Result	Low-level Detects Final Qualifier*	MDL	RL	Criteria
E1668 (Water)						
PCB-18/30	BA8BC-WO5-2210	15 pg/l	U	0.21	15	<RL
	BA8BC-WO95-2210	15 pg/l	U	0.22	15	<RL
	BA8B-WO145-2210	15 pg/l	U	0.61	15	<RL
	BA8B-WO5-2210	15 pg/l	U	0.037	15	<RL
	BA8B-WO75-2210	15 pg/l	U	0.26	15	<RL
	BA8C-WO5-2210	15 pg/l	U	0.91	15	<RL
	BA8C-WO55-2210	15 pg/l	U	0.27	15	<RL
	BA8C-WO55-2210-FD	15 pg/l	U	3	15	<RL
	BA8DC-WO20-2210	15 pg/l	U	0.19	15	<RL
	BA8DC-WO35-2210	15 pg/l	U	1.6	15	<RL
	BA8DC-WO5-2210	15 pg/l	U	0.35	15	<RL
	BA9BC-WO50-2210	15 pg/l	U	0.15	15	<RL
	BA9BC-WO5-2210	15 pg/l	U	0.14	15	<RL
	BA9BC-WO95-2210	15 pg/l	U	0.12	15	<RL
	BA9B-WO5-2210	15 pg/l	U	0.16	15	<RL
	BA9B-WO75-2210	15 pg/l	U	0.21	15	<RL
	BA9C-WO30-2210	15 pg/l	U	0.13	15	<RL
	BA9C-WO5-2210	15 pg/l	U	0.16	15	<RL
	BA9C-WO55-2210	15 pg/l	U	0.11	15	<RL
	BA9DC-WO20-2210	15 pg/l	U	0.19	15	<RL
	BA9DC-WO35-2210	15 pg/l	U	0.35	15	<RL
	BA9DC-WO35-2210-FD	15 pg/l	U	0.31	15	<RL
	BA9DC-WO5-2210	15 pg/l	U	0.23	15	<RL
	T11-WO30-2210	15 pg/l	U	0.3	15	<RL
	T11-WO5-2210	15 pg/l	U	1.6	15	<RL
	W1-WO30-2210	15 pg/l	U	1.7	15	<RL
	W1-WO5-2210	15 pg/l	U	1.8	15	<RL
	W1-WO55-2210	15 pg/l	U	0.24	15	<RL
	W2-WO100-2210	15 pg/l	U	0.11	15	<RL
	W2-WO195-2210	15 pg/l	U	0.18	15	<RL
	W2-WO5-2210	15 pg/l	U	0.21	15	<RL
	W3-WO100-2210	15 pg/l	U	0.074	15	<RL
	W3-WO195-2210	15 pg/l	U	0.14	15	<RL
	W3-WO5-2210	15 pg/l	U	0.22	15	<RL

TABLE 2. Results between the RL and MDL - Qualified Data

Method (Matrix) Analyte	Sample Identification	Result	Low-level Detects Final Qualifier*	MDL	RL	Criteria
E1668 (Water)						
PCB-18/30	W4-WO100-2210	15 pg/l	U	0.23	15	<RL
	W4-WO195-2210	15 pg/l	U	0.37	15	<RL
	W4-WO5-2210	15 pg/l	U	0.18	15	<RL
	W5-WO30-2210	7.5 pg/l	U	0.17	7.5	<RL
	W5-WO5-2210	7.5 pg/l	U	0.35	7.5	<RL
	W5-WO55-2210	7.5 pg/l	UJ	0.18	7.5	<RL
	W5-WO55-2210-FD	7.5 pg/l	U	0.35	7.5	<RL
PCB-180/193	BA10B-WO145-2210	15 pg/l	U	0.19	15	<RL
	BA10B-WO5-2210	15 pg/l	U	0.087	15	<RL
	BA10B-WO75-2210	15 pg/l	U	0.097	15	<RL
	BA10C-WO55-2210	15 pg/l	U	0.085	15	<RL
	BA10DC-WO20-2210	15 pg/l	UJ	0.087	15	<RL
	BA10DC-WO35-2210	15 pg/l	UJ	0.45	15	<RL
	BA10DC-WO5-2210	2.4 pg/l	UJ	0.16	15	<RL
	BA1B-WO145-2210	15 pg/l	U	0.17	15	<RL
	BA1B-WO5-2210	15 pg/l	UJ	0.14	15	<RL
	BA1B-WO75-2210	15 pg/l	UJ	0.17	15	<RL
	BA1C-WO30-2210	0.785 pg/l	J	0.12	15	<RL
	BA1C-WO55-2210	0.878 pg/l	J	0.11	15	<RL
	BA1DC-WO35-2210	15 pg/l	U	0.11	15	<RL
	BA1DC-WO5-2210	15 pg/l	U	0.36	15	<RL
	BA2B-WO145-2210	15 pg/l	U	0.14	15	<RL
	BA2B-WO5-2210	15 pg/l	U	0.22	15	<RL
	BA2B-WO75-2210	15 pg/l	U	0.19	15	<RL
	BA2C-WO30-2210	0.37 pg/l	UJ	0.11	15	<RL
	BA2C-WO5-2210	0.312 pg/l	J	0.17	15	<RL
	BA2C-WO55-2210	0.27 pg/l	UJ	0.12	15	<RL
	BA2DC-WO20-2210	15 pg/l	U	0.13	15	<RL
	BA2DC-WO35-2210	15 pg/l	U	0.21	15	<RL
	BA2DC-WO5-2210	15 pg/l	U	0.16	15	<RL
	BA3B-WO145-2210	15 pg/l	U	0.13	15	<RL
	BA3B-WO5-2210	15 pg/l	U	0.12	15	<RL
	BA3B-WO80-2210	15 pg/l	U	0.084	15	<RL
	BA3C-WO30-2210	0.551 pg/l	J	0.1	15	<RL

TABLE 2. Results between the RL and MDL - Qualified Data

Method (Matrix) Analyte	Sample Identification	Result	Low-level Detects Final Qualifier*	MDL	RL	Criteria
E1668 (Water)						
PCB-180/193	BA3C-WO5-2210	0.41 pg/l	UJ	0.14	15	<RL
	BA3C-WO55-2210	0.562 pg/l	J	0.16	15	<RL
	BA3DC-WO20-2210	15 pg/l	U	0.15	15	<RL
	BA3DC-WO35-2210	15 pg/l	U	0.25	15	<RL
	BA3DC-WO5-2210	15 pg/l	U	0.13	15	<RL
	BA4B-WO145-2210	15 pg/l	U	0.071	15	<RL
	BA4B-WO5-2210	15 pg/l	U	0.064	15	<RL
	BA4B-WO75-2210	15 pg/l	U	0.16	15	<RL
	BA4C-WO30-2210	0.85 pg/l	UJ	0.56	15	<RL
	BA4C-WO5-2210	0.35 pg/l	UJ	0.29	15	<RL
	BA4C-WO55-2210	0.44 pg/l	UJ	0.11	15	<RL
	BA4C-WO55-2210-FD	0.43 pg/l	UJ	0.27	15	<RL
	BA4C-WO55-2210-FD2	0.28 pg/l	UJ	0.042	15	<RL
	BA4DC-WO20-2210	15 pg/l	U	0.091	15	<RL
	BA4DC-WO35-2210	1 pg/l	J	0.057	15	<RL
	BA4DC-WO5-2210	15 pg/l	U	0.075	15	<RL
	BA5B-WO145-2210	3.06 pg/l	J	0.48	15	<RL
	BA5B-WO5-2210	15 pg/l	U	0.1	15	<RL
	BA5C-WO30-2210	0.44 pg/l	UJ	0.16	15	<RL
	BA5C-WO5-2210	0.27 pg/l	UJ	0.14	15	<RL
	BA5C-WO55-2210	0.3 pg/l	UJ	0.15	15	<RL
	BA5DC-WO20-2210	15 pg/l	U	0.068	15	<RL
	BA5DC-WO35-2210	15 pg/l	U	0.093	15	<RL
	BA5DC-WO35-2210-FD	2.24 pg/l	J	0.097	15	<RL
	BA5DC-WO5-2210	15 pg/l	U	0.094	15	<RL
	BA6BC-WO50-2210	0.792 pg/l	J	0.1	15	<RL
	BA6BC-WO5-2210	0.514 pg/l	J	0.099	17	<RL
	BA6BC-WO95-2210	1.2 pg/l	UJ	0.26	15	<RL
	BA6B-WO145-2210	15 pg/l	U	0.12	15	<RL
	BA6B-WO5-2210	15 pg/l	U	0.17	15	<RL
	BA6B-WO75-2210	15 pg/l	U	0.12	15	<RL
	BA6C-WO30-2210	0.297 pg/l	J	0.11	15	<RL
	BA6C-WO5-2210	0.29 pg/l	UJ	0.19	15	<RL
	BA6C-WO55-2210	0.61 pg/l	UJ	0.067	15	<RL

TABLE 2. Results between the RL and MDL - Qualified Data

Method (Matrix) Analyte	Sample Identification	Result	Low-level Detects Final Qualifier*	MDL	RL	Criteria
E1668 (Water)						
PCB-180/193	BA6DC-WO20-2210	15 pg/l	U	0.13	15	<RL
	BA6DC-WO35-2210	15 pg/l	U	0.11	15	<RL
	BA6DC-WO5-2210	15 pg/l	U	0.16	15	<RL
	BA7BC-WO50-2210	15 pg/l	U	0.077	15	<RL
	BA7BC-WO5-2210	15 pg/l	U	0.13	15	<RL
	BA7BC-WO95-2210	15 pg/l	U	0.37	15	<RL
	BA7B-WO145-2210	15 pg/l	U	0.061	15	<RL
	BA7B-WO5-2210	15 pg/l	U	0.12	15	<RL
	BA7B-WO75-2210	15 pg/l	U	0.14	15	<RL
	BA7C-WO55-2210	15 pg/l	U	0.21	15	<RL
	BA7DC-WO20-2210	15 pg/l	U	0.056	15	<RL
	BA7DC-WO35-2210	1.92 pg/l	J	0.05	15	<RL
	BA7DC-WO35-2210-FD	15 pg/l	U	0.078	15	<RL
	BA7DC-WO35-2210-FD2	1.49 pg/l	J	0.069	15	<RL
	BA7DC-WO5-2210	15 pg/l	U	0.08	15	<RL
	BA8BC-WO50-2210	15 pg/l	U	0.13	15	<RL
	BA8BC-WO5-2210	15 pg/l	U	0.098	15	<RL
	BA8BC-WO95-2210	15 pg/l	U	0.11	15	<RL
	BA8B-WO5-2210	15 pg/l	U	0.035	15	<RL
	BA8B-WO75-2210	15 pg/l	U	0.16	15	<RL
	BA8C-WO55-2210	15 pg/l	U	0.063	15	<RL
	BA8DC-WO20-2210	15 pg/l	U	0.1	15	<RL
	BA8DC-WO5-2210	15 pg/l	U	0.13	15	<RL
	BA9BC-WO50-2210	15 pg/l	U	0.054	15	<RL
	BA9BC-WO5-2210	15 pg/l	U	0.069	15	<RL
	BA9BC-WO95-2210	15 pg/l	U	0.07	15	<RL
	BA9B-WO5-2210	15 pg/l	U	0.086	15	<RL
	BA9B-WO75-2210	15 pg/l	U	0.07	15	<RL
	BA9C-WO30-2210	15 pg/l	U	0.076	15	<RL
	BA9C-WO5-2210	15 pg/l	U	0.065	15	<RL
	BA9C-WO55-2210	15 pg/l	U	0.077	15	<RL
	BA9DC-WO20-2210	15 pg/l	U	0.084	15	<RL
	BA9DC-WO35-2210	15 pg/l	U	0.11	15	<RL
	BA9DC-WO35-2210-FD	15 pg/l	U	0.13	15	<RL

TABLE 2. Results between the RL and MDL - Qualified Data

Method (Matrix) Analyte	Sample Identification	Result	Low-level Detects Final Qualifier*	MDL	RL	Criteria
E1668 (Water)						
PCB-180/193	BA9DC-WO5-2210	15 pg/l	U	0.083	15	<RL
	T11-WO30-2210	15 pg/l	UJ	0.13	15	<RL
	T11-WO5-2210	15 pg/l	UJ	0.42	15	<RL
	W1-WO30-2210	15 pg/l	U	0.46	15	<RL
	W1-WO55-2210	15 pg/l	U	0.18	15	<RL
	W2-WO100-2210	15 pg/l	U	0.078	15	<RL
	W2-WO195-2210	15 pg/l	U	0.12	15	<RL
	W2-WO5-2210	15 pg/l	U	0.11	15	<RL
	W3-WO100-2210	15 pg/l	U	0.051	15	<RL
	W3-WO195-2210	15 pg/l	U	0.096	15	<RL
	W4-WO100-2210	15 pg/l	U	0.14	15	<RL
	W4-WO195-2210	15 pg/l	U	0.11	15	<RL
	W4-WO5-2210	15 pg/l	U	0.085	15	<RL
	W5-WO30-2210	7.5 pg/l	U	0.096	7.5	<RL
	W5-WO5-2210	7.5 pg/l	UJ	0.082	7.5	<RL
	W5-WO55-2210	7.5 pg/l	U	0.07	7.5	<RL
	W5-WO55-2210-FD	7.5 pg/l	U	0.085	7.5	<RL
PCB-187	BA10B-WO145-2210	15 pg/l	U	0.2	15	<RL
	BA10B-WO5-2210	15 pg/l	U	0.091	15	<RL
	BA10B-WO75-2210	15 pg/l	U	0.1	15	<RL
	BA10C-WO55-2210	15 pg/l	UJ	0.086	15	<RL
	BA10DC-WO20-2210	15 pg/l	UJ	0.089	15	<RL
	BA10DC-WO35-2210	1.8 pg/l	UJ	0.47	15	<RL
	BA10DC-WO5-2210	15 pg/l	UJ	0.16	15	<RL
	BA1B-WO145-2210	15 pg/l	U	0.16	15	<RL
	BA1B-WO5-2210	15 pg/l	UJ	0.14	15	<RL
	BA1B-WO75-2210	15 pg/l	U	0.17	15	<RL
	BA1C-WO30-2210	0.33 pg/l	UJ	0.12	15	<RL
	BA1C-WO5-2210	0.34 pg/l	UJ	0.32	15	<RL
	BA1C-WO55-2210	0.637 pg/l	J	0.11	15	<RL
	BA1DC-WO35-2210	0.438 pg/l	U	0.11	15	<RL
	BA1DC-WO5-2210	0.39 pg/l	U	0.35	15	<RL
	BA2B-WO145-2210	15 pg/l	U	0.14	15	<RL
	BA2B-WO5-2210	15 pg/l	UJ	0.21	15	<RL

TABLE 2. Results between the RL and MDL - Qualified Data

Method (Matrix) Analyte	Sample Identification	Result	Low-level Detects Final Qualifier*	MDL	RL	Criteria
E1668 (Water)						
PCB-187	BA2B-WO75-2210	15 pg/l	UJ	0.19	15	<RL
	BA2C-WO30-2210	0.23 pg/l	UJ	0.11	15	<RL
	BA2C-WO55-2210	0.16 pg/l	UJ	0.12	15	<RL
	BA2DC-WO20-2210	0.18 pg/l	U	0.13	15	<RL
	BA2DC-WO35-2210	0.863 pg/l	U	0.2	15	<RL
	BA2DC-WO5-2210	0.34 pg/l	U	0.15	15	<RL
	BA3B-WO145-2210	15 pg/l	U	0.13	15	<RL
	BA3B-WO5-2210	15 pg/l	U	0.12	15	<RL
	BA3B-WO80-2210	15 pg/l	UJ	0.084	15	<RL
	BA3C-WO30-2210	0.504 pg/l	J	0.1	15	<RL
	BA3C-WO5-2210	0.262 pg/l	J	0.14	15	<RL
	BA3C-WO55-2210	0.42 pg/l	UJ	0.16	15	<RL
	BA3DC-WO35-2210	0.842 pg/l	U	0.25	15	<RL
	BA3DC-WO5-2210	0.25 pg/l	U	0.12	15	<RL
	BA4B-WO145-2210	15 pg/l	U	0.071	15	<RL
	BA4B-WO5-2210	15 pg/l	U	0.064	15	<RL
	BA4B-WO75-2210	15 pg/l	U	0.16	15	<RL
	BA4C-WO55-2210	0.344 pg/l	J	0.11	15	<RL
	BA4C-WO55-2210-FD2	0.224 pg/l	J	0.043	15	<RL
	BA4DC-WO20-2210	15 pg/l	U	0.091	15	<RL
	BA4DC-WO35-2210	0.9 pg/l	J	0.056	15	<RL
	BA4DC-WO5-2210	15 pg/l	U	0.078	15	<RL
	BA5B-WO145-2210	2.05 pg/l	J	0.5	15	<RL
	BA5B-WO5-2210	15 pg/l	UJ	0.1	15	<RL
	BA5C-WO5-2210	0.339 pg/l	J	0.16	15	<RL
	BA5C-WO55-2210	0.24 pg/l	UJ	0.16	15	<RL
	BA5DC-WO20-2210	15 pg/l	U	0.071	15	<RL
	BA5DC-WO35-2210	15 pg/l	U	0.097	15	<RL
	BA5DC-WO35-2210-FD	1.66 pg/l	J	0.1	15	<RL
	BA5DC-WO5-2210	15 pg/l	U	0.098	15	<RL
	BA6BC-WO50-2210	0.556 pg/l	J	0.11	15	<RL
	BA6BC-WO5-2210	0.262 pg/l	J	0.1	17	<RL
	BA6BC-WO95-2210	0.89 pg/l	UJ	0.27	15	<RL
	BA6B-WO145-2210	15 pg/l	U	0.12	15	<RL

TABLE 2. Results between the RL and MDL - Qualified Data

Method (Matrix) Analyte	Sample Identification	Result	Low-level Detects Final Qualifier*	MDL	RL	Criteria
E1668 (Water)						
PCB-187	BA6B-WO5-2210	15 pg/l	U	0.17	15	<RL
	BA6B-WO75-2210	15 pg/l	U	0.12	15	<RL
	BA6C-WO30-2210	0.139 pg/l	J	0.11	15	<RL
	BA6C-WO55-2210	0.4 pg/l	UJ	0.068	15	<RL
	BA6DC-WO20-2210	15 pg/l	U	0.13	15	<RL
	BA6DC-WO35-2210	15 pg/l	U	0.12	15	<RL
	BA6DC-WO5-2210	15 pg/l	U	0.17	15	<RL
	BA7BC-WO50-2210	15 pg/l	U	0.078	15	<RL
	BA7BC-WO5-2210	15 pg/l	U	0.13	15	<RL
	BA7BC-WO95-2210	15 pg/l	U	0.37	15	<RL
	BA7B-WO145-2210	15 pg/l	U	0.06	15	<RL
	BA7B-WO75-2210	15 pg/l	U	0.14	15	<RL
	BA7C-WO55-2210	0.733 pg/l	J	0.21	15	<RL
	BA7DC-WO20-2210	15 pg/l	U	0.057	15	<RL
	BA7DC-WO35-2210	1.36 pg/l	J	0.053	15	<RL
	BA7DC-WO35-2210-FD	0.55 pg/l	J	0.081	15	<RL
	BA7DC-WO35-2210-FD2	1.03 pg/l	J	0.072	15	<RL
	BA7DC-WO5-2210	15 pg/l	U	0.081	15	<RL
	BA8BC-WO50-2210	15 pg/l	U	0.13	15	<RL
	BA8BC-WO5-2210	15 pg/l	U	0.099	15	<RL
	BA8BC-WO95-2210	15 pg/l	U	0.11	15	<RL
	BA8B-WO145-2210	15 pg/l	U	0.26	15	<RL
	BA8B-WO5-2210	15 pg/l	U	0.035	15	<RL
	BA8B-WO75-2210	15 pg/l	U	0.16	15	<RL
	BA8C-WO55-2210	0.58 pg/l	UJ	0.064	15	<RL
	BA8DC-WO20-2210	15 pg/l	U	0.11	15	<RL
	BA8DC-WO5-2210	15 pg/l	U	0.14	15	<RL
	BA9BC-WO50-2210	15 pg/l	U	0.054	15	<RL
	BA9BC-WO5-2210	15 pg/l	U	0.068	15	<RL
	BA9BC-WO95-2210	15 pg/l	U	0.069	15	<RL
	BA9B-WO5-2210	15 pg/l	U	0.085	15	<RL
	BA9B-WO75-2210	15 pg/l	U	0.07	15	<RL
	BA9C-WO30-2210	15 pg/l	U	0.075	15	<RL
	BA9C-WO5-2210	15 pg/l	U	0.064	15	<RL

TABLE 2. Results between the RL and MDL - Qualified Data

Method (Matrix) Analyte	Sample Identification	Result	Low-level Detects Final Qualifier*	MDL	RL	Criteria
E1668 (Water)						
PCB-187	BA9C-WO55-2210	15 pg/l	U	0.076	15	<RL
	BA9DC-WO20-2210	15 pg/l	U	0.088	15	<RL
	BA9DC-WO35-2210	15 pg/l	U	0.12	15	<RL
	BA9DC-WO35-2210-FD	15 pg/l	U	0.14	15	<RL
	T11-WO30-2210	0.469 pg/l	J	0.13	15	<RL
	W1-WO55-2210	1.33 pg/l	U	0.18	15	<RL
	W2-WO100-2210	0.314 pg/l	U	0.076	15	<RL
	W2-WO195-2210	0.39 pg/l	U	0.12	15	<RL
	W2-WO5-2210	0.2 pg/l	U	0.1	15	<RL
	W3-WO100-2210	15 pg/l	U	0.051	15	<RL
	W3-WO195-2210	15 pg/l	U	0.096	15	<RL
	W3-WO5-2210	15 pg/l	U	0.09	15	<RL
	W4-WO100-2210	15 pg/l	U	0.14	15	<RL
	W4-WO195-2210	15 pg/l	U	0.12	15	<RL
	W4-WO5-2210	15 pg/l	U	0.086	15	<RL
	W5-WO30-2210	7.5 pg/l	UJ	0.098	7.5	<RL
	W5-WO5-2210	7.5 pg/l	UJ	0.083	7.5	<RL
	W5-WO55-2210	7.5 pg/l	U	0.071	7.5	<RL
	W5-WO55-2210-FD	7.5 pg/l	U	0.086	7.5	<RL
PCB-189	BA10C-WO30-2210	0.25 pg/l	UJ	0.16	15	<RL
	BA10DC-WO5-2210	0.16 pg/l	UJ	0.12	15	<RL
	BA3C-WO55-2210	15 pg/l	U	0.14	15	<RL
	BA4B-WO145-2210	0.0872 pg/l	J	0.079	15	<RL
	BA4C-WO55-2210	15 pg/l	UJ	0.061	15	<RL
	BA4C-WO55-2210-FD2	15 pg/l	U	0.037	15	<RL
	BA7B-WO145-2210	0.092 pg/l	J	0.075	15	<RL
	BA7B-WO75-2210	0.13 pg/l	J	0.1	15	<RL
	BA7C-WO30-2210	0.27 pg/l	UJ	0.18	15	<RL
	BA9C-WO5-2210	0.79 pg/l	J	0.087	15	<RL
	T11-WO30-2210	0.11 pg/l	UJ	0.083	15	<RL
	W4-WO5-2210	1.02 pg/l	J	0.067	15	<RL
PCB-194	BA10B-WO145-2210	15 pg/l	U	0.31	15	<RL
	BA10B-WO5-2210	15 pg/l	U	0.099	15	<RL

TABLE 2. Results between the RL and MDL - Qualified Data

Method (Matrix) / Analyte	Sample Identification	Result	Low-level Detects Final Qualifier*	MDL	RL	Criteria
E1668 (Water)						
PCB-194	BA10B-WO75-2210	15 pg/l	U	0.15	15	<RL
	BA10C-WO30-2210	15 pg/l	UJ	0.29	15	<RL
	BA10C-WO5-2210	15 pg/l	UJ	0.14	15	<RL
	BA10C-WO55-2210	15 pg/l	UJ	0.08	15	<RL
	BA10DC-WO20-2210	15 pg/l	U	0.093	15	<RL
	BA10DC-WO35-2210	15 pg/l	UJ	0.43	15	<RL
	BA10DC-WO5-2210	15 pg/l	U	0.22	15	<RL
	BA1B-WO145-2210	15 pg/l	U	0.16	15	<RL
	BA1B-WO5-2210	15 pg/l	U	0.16	15	<RL
	BA1B-WO75-2210	15 pg/l	UJ	0.22	15	<RL
	BA1C-WO30-2210	15 pg/l	U	0.081	15	<RL
	BA1C-WO5-2210	15 pg/l	U	0.32	15	<RL
	BA1C-WO55-2210	15 pg/l	U	0.098	15	<RL
	BA1DC-WO20-2210	15 pg/l	U	0.53	15	<RL
	BA1DC-WO35-2210	15 pg/l	U	0.15	15	<RL
	BA1DC-WO5-2210	15 pg/l	U	0.38	15	<RL
	BA1DC-WO5-2210-FD	15 pg/l	U	0.45	15	<RL
	BA2B-WO145-2210	15 pg/l	UJ	0.11	15	<RL
	BA2B-WO5-2210	15 pg/l	UJ	0.099	15	<RL
	BA2B-WO75-2210	15 pg/l	U	0.14	15	<RL
	BA2C-WO30-2210	15 pg/l	U	0.13	15	<RL
	BA2C-WO5-2210	15 pg/l	UJ	0.22	15	<RL
	BA2C-WO55-2210	15 pg/l	UJ	0.1	15	<RL
	BA2DC-WO20-2210	15 pg/l	U	0.19	15	<RL
	BA2DC-WO35-2210	15 pg/l	U	0.27	15	<RL
	BA2DC-WO5-2210	15 pg/l	U	0.18	15	<RL
	BA3B-WO145-2210	15 pg/l	U	0.12	15	<RL
	BA3B-WO5-2210	15 pg/l	U	0.13	15	<RL
	BA3B-WO80-2210	15 pg/l	UJ	0.1	15	<RL
	BA3C-WO30-2210	15 pg/l	U	0.07	15	<RL
	BA3C-WO5-2210	15 pg/l	UJ	0.14	15	<RL
	BA3C-WO55-2210	15 pg/l	U	0.25	15	<RL
	BA3DC-WO20-2210	15 pg/l	U	0.15	15	<RL
	BA3DC-WO35-2210	15 pg/l	U	0.28	15	<RL

TABLE 2. Results between the RL and MDL - Qualified Data

Method (Matrix) Analyte	Sample Identification	Result	Low-level Detects Final Qualifier*	MDL	RL	Criteria
E1668 (Water)						
PCB-194	BA3DC-WO5-2210	15 pg/l	U	0.17	15	<RL
	BA4B-WO145-2210	15 pg/l	U	0.1	15	<RL
	BA4B-WO5-2210	15 pg/l	U	0.083	15	<RL
	BA4B-WO75-2210	15 pg/l	U	0.17	15	<RL
	BA4C-WO30-2210	15 pg/l	UJ	0.42	15	<RL
	BA4C-WO5-2210	15 pg/l	UJ	0.24	15	<RL
	BA4C-WO55-2210	15 pg/l	UJ	0.069	15	<RL
	BA4C-WO55-2210-FD	15 pg/l	UJ	0.17	15	<RL
	BA4C-WO55-2210-FD2	15 pg/l	UJ	0.045	15	<RL
	BA4DC-WO20-2210	15 pg/l	U	0.11	15	<RL
	BA4DC-WO35-2210	15 pg/l	U	0.083	15	<RL
	BA4DC-WO5-2210	15 pg/l	U	0.057	15	<RL
	BA5B-WO145-2210	15 pg/l	U	0.28	15	<RL
	BA5B-WO5-2210	15 pg/l	U	0.11	15	<RL
	BA5B-WO75-2210	15 pg/l	UJ	0.26	15	<RL
	BA5C-WO30-2210	15 pg/l	U	0.15	15	<RL
	BA5C-WO5-2210	15 pg/l	UJ	0.15	15	<RL
	BA5C-WO55-2210	15 pg/l	U	0.1	15	<RL
	BA5DC-WO20-2210	15 pg/l	U	0.08	15	<RL
	BA5DC-WO35-2210	15 pg/l	U	0.068	15	<RL
	BA5DC-WO35-2210-FD	15 pg/l	U	0.12	15	<RL
	BA5DC-WO5-2210	15 pg/l	U	0.082	15	<RL
	BA6BC-WO50-2210	15 pg/l	UJ	0.071	15	<RL
	BA6BC-WO5-2210	17 pg/l	UJ	0.077	17	<RL
	BA6BC-WO95-2210	15 pg/l	UJ	0.21	15	<RL
	BA6B-WO145-2210	15 pg/l	U	0.1	15	<RL
	BA6B-WO5-2210	15 pg/l	U	0.16	15	<RL
	BA6B-WO75-2210	15 pg/l	U	0.11	15	<RL
	BA6C-WO30-2210	15 pg/l	UJ	0.067	15	<RL
	BA6C-WO5-2210	15 pg/l	U	0.18	15	<RL
	BA6C-WO55-2210	15 pg/l	UJ	0.05	15	<RL
	BA6DC-WO20-2210	15 pg/l	U	0.1	15	<RL
	BA6DC-WO35-2210	15 pg/l	U	0.097	15	<RL
	BA6DC-WO5-2210	15 pg/l	U	0.14	15	<RL

TABLE 2. Results between the RL and MDL - Qualified Data

Method (Matrix) / Analyte	Sample Identification	Result	Low-level Detects Final Qualifier*	MDL	RL	Criteria
E1668 (Water)						
PCB-194	BA7BC-WO50-2210	15 pg/l	U	0.093	15	<RL
	BA7BC-WO5-2210	15 pg/l	U	0.13	15	<RL
	BA7BC-WO95-2210	15 pg/l	U	0.26	15	<RL
	BA7B-WO145-2210	15 pg/l	U	0.072	15	<RL
	BA7B-WO5-2210	15 pg/l	U	0.25	15	<RL
	BA7B-WO75-2210	15 pg/l	U	0.11	15	<RL
	BA7C-WO30-2210	15 pg/l	UJ	0.23	15	<RL
	BA7C-WO5-2210	15 pg/l	U	0.25	15	<RL
	BA7C-WO55-2210	15 pg/l	UJ	0.16	15	<RL
	BA7DC-WO20-2210	15 pg/l	U	0.085	15	<RL
	BA7DC-WO35-2210	15 pg/l	U	0.056	15	<RL
	BA7DC-WO35-2210-FD	15 pg/l	U	0.086	15	<RL
	BA7DC-WO35-2210-FD2	15 pg/l	U	0.077	15	<RL
	BA7DC-WO5-2210	15 pg/l	U	0.086	15	<RL
	BA8BC-WO50-2210	15 pg/l	U	0.1	15	<RL
	BA8BC-WO5-2210	15 pg/l	U	0.17	15	<RL
	BA8BC-WO95-2210	15 pg/l	U	0.086	15	<RL
	BA8B-WO145-2210	15 pg/l	U	0.26	15	<RL
	BA8B-WO5-2210	15 pg/l	U	0.038	15	<RL
	BA8B-WO75-2210	15 pg/l	U	0.14	15	<RL
	BA8C-WO30-2210	15 pg/l	UJ	0.44	15	<RL
	BA8C-WO5-2210	15 pg/l	UJ	0.26	15	<RL
	BA8C-WO55-2210	15 pg/l	U	0.058	15	<RL
	BA8C-WO55-2210-FD	15 pg/l	UJ	0.57	15	<RL
	BA8DC-WO20-2210	15 pg/l	U	0.1	15	<RL
	BA8DC-WO35-2210	15 pg/l	U	0.33	15	<RL
	BA8DC-WO5-2210	15 pg/l	U	0.15	15	<RL
	BA9BC-WO50-2210	15 pg/l	U	0.12	15	<RL
	BA9BC-WO5-2210	15 pg/l	U	0.093	15	<RL
	BA9BC-WO95-2210	15 pg/l	U	0.077	15	<RL
	BA9B-WO5-2210	15 pg/l	U	0.11	15	<RL
	BA9B-WO75-2210	15 pg/l	U	0.11	15	<RL
	BA9C-WO30-2210	15 pg/l	U	0.099	15	<RL
	BA9C-WO5-2210	15 pg/l	U	0.12	15	<RL

TABLE 2. Results between the RL and MDL - Qualified Data

Method (Matrix) Analyte	Sample Identification	Result	Low-level Detects Final Qualifier*	MDL	RL	Criteria
E1668 (Water)						
PCB-194	BA9C-WO55-2210	15 pg/l	U	0.088	15	<RL
	BA9DC-WO20-2210	15 pg/l	U	0.089	15	<RL
	BA9DC-WO35-2210	15 pg/l	U	0.13	15	<RL
	BA9DC-WO35-2210-FD	15 pg/l	U	0.16	15	<RL
	BA9DC-WO5-2210	15 pg/l	U	0.12	15	<RL
	T11-WO30-2210	15 pg/l	U	0.058	15	<RL
	T11-WO5-2210	15 pg/l	U	0.41	15	<RL
	W1-WO30-2210	15 pg/l	U	0.49	15	<RL
	W1-WO5-2210	15 pg/l	U	1.3	15	<RL
	W1-WO55-2210	15 pg/l	U	0.21	15	<RL
	W2-WO100-2210	15 pg/l	U	0.14	15	<RL
	W2-WO195-2210	15 pg/l	U	0.2	15	<RL
	W2-WO5-2210	15 pg/l	U	0.22	15	<RL
	W3-WO100-2210	15 pg/l	U	0.071	15	<RL
	W3-WO195-2210	15 pg/l	U	0.093	15	<RL
	W3-WO5-2210	15 pg/l	U	0.13	15	<RL
	W4-WO100-2210	15 pg/l	U	0.083	15	<RL
	W4-WO195-2210	15 pg/l	U	0.13	15	<RL
	W4-WO5-2210	15 pg/l	U	0.083	15	<RL
	W5-WO30-2210	7.5 pg/l	U	0.096	7.5	<RL
	W5-WO5-2210	7.5 pg/l	U	0.094	7.5	<RL
	W5-WO55-2210	7.5 pg/l	U	0.1	7.5	<RL
	W5-WO55-2210-FD	7.5 pg/l	UJ	0.1	7.5	<RL
PCB-195	BA10DC-WO5-2210	0.3 pg/l	UJ	0.22	15	<RL
	BA4B-WO145-2210	0.158 pg/l	J	0.11	15	<RL
	BA4DC-WO35-2210	0.136 pg/l	J	0.084	15	<RL
	BA5DC-WO35-2210-FD	0.259 pg/l	J	0.12	15	<RL
	BA7DC-WO35-2210	0.13 pg/l	J	0.059	15	<RL
	BA7DC-WO35-2210-FD2	0.12 pg/l	J	0.081	15	<RL
	BA8BC-WO5-2210	0.33 pg/l	J	0.17	15	<RL
	BA8B-WO5-2210	0.11 pg/l	J	0.038	15	<RL
PCB-20/28	BA10B-WO145-2210	15 pg/l	U	1.7	15	<RL
	BA10B-WO5-2210	15 pg/l	U	0.3	15	<RL

TABLE 2. Results between the RL and MDL - Qualified Data

Method (Matrix) / Analyte	Sample Identification	Result	Low-level Detects Final Qualifier*	MDL	RL	Criteria
E1668 (Water)						
PCB-20/28	BA10B-WO75-2210	15 pg/l	U	0.45	15	<RL
	BA10C-WO30-2210	15 pg/l	UJ	0.73	15	<RL
	BA10C-WO5-2210	15 pg/l	U	0.59	15	<RL
	BA10C-WO55-2210	15 pg/l	U	0.36	15	<RL
	BA10DC-WO20-2210	15 pg/l	U	0.31	15	<RL
	BA10DC-WO35-2210	15 pg/l	U	0.23	15	<RL
	BA10DC-WO5-2210	15 pg/l	U	0.56	15	<RL
	BA1B-WO145-2210	15 pg/l	U	0.35	15	<RL
	BA1B-WO5-2210	15 pg/l	U	0.31	15	<RL
	BA1B-WO75-2210	15 pg/l	U	0.68	15	<RL
	BA1C-WO30-2210	15 pg/l	U	0.25	15	<RL
	BA1C-WO5-2210	15 pg/l	UJ	0.86	15	<RL
	BA1C-WO55-2210	15 pg/l	U	0.17	15	<RL
	BA1DC-WO20-2210	15 pg/l	U	1.4	15	<RL
	BA1DC-WO35-2210	15 pg/l	U	0.31	15	<RL
	BA2B-WO145-2210	15 pg/l	U	0.43	15	<RL
	BA2B-WO5-2210	15 pg/l	U	0.42	15	<RL
	BA2B-WO75-2210	15 pg/l	U	0.5	15	<RL
	BA2C-WO30-2210	15 pg/l	U	0.22	15	<RL
	BA2C-WO5-2210	15 pg/l	U	0.27	15	<RL
	BA2C-WO55-2210	15 pg/l	U	0.24	15	<RL
	BA3B-WO145-2210	15 pg/l	U	0.26	15	<RL
	BA3B-WO5-2210	15 pg/l	U	0.26	15	<RL
	BA3B-WO80-2210	15 pg/l	U	0.28	15	<RL
	BA3C-WO30-2210	15 pg/l	U	0.14	15	<RL
	BA3C-WO5-2210	15 pg/l	U	0.26	15	<RL
	BA3C-WO55-2210	15 pg/l	U	0.96	15	<RL
	BA4B-WO145-2210	15 pg/l	U	0.15	15	<RL
	BA4B-WO5-2210	15 pg/l	U	0.16	15	<RL
	BA4B-WO75-2210	15 pg/l	U	0.3	15	<RL
	BA4C-WO30-2210	15 pg/l	UJ	2.4	15	<RL
	BA4C-WO5-2210	15 pg/l	U	0.98	15	<RL
	BA4C-WO55-2210	15 pg/l	U	0.17	15	<RL
	BA4C-WO55-2210-FD	15 pg/l	U	0.56	15	<RL

TABLE 2. Results between the RL and MDL - Qualified Data

Method (Matrix) / Analyte	Sample Identification	Result	Low-level Detects Final Qualifier*	MDL	RL	Criteria
E1668 (Water)						
PCB-20/28	BA4C-WO55-2210-FD2	15 pg/l	U	0.15	15	<RL
	BA5B-WO145-2210	15 pg/l	U	1.1	15	<RL
	BA5B-WO5-2210	15 pg/l	U	0.31	15	<RL
	BA5B-WO75-2210	15 pg/l	UJ	0.73	15	<RL
	BA5C-WO30-2210	15 pg/l	U	0.99	15	<RL
	BA5C-WO5-2210	15 pg/l	U	0.37	15	<RL
	BA5C-WO55-2210	15 pg/l	UJ	0.41	15	<RL
	BA6BC-WO50-2210	15 pg/l	U	0.28	15	<RL
	BA6BC-WO5-2210	17 pg/l	U	0.16	17	<RL
	BA6BC-WO95-2210	15 pg/l	U	0.69	15	<RL
	BA6B-WO145-2210	15 pg/l	U	0.44	15	<RL
	BA6B-WO5-2210	15 pg/l	U	0.39	15	<RL
	BA6B-WO75-2210	15 pg/l	U	0.27	15	<RL
	BA6C-WO30-2210	15 pg/l	U	0.18	15	<RL
	BA6C-WO5-2210	15 pg/l	U	0.44	15	<RL
	BA6C-WO55-2210	15 pg/l	U	0.15	15	<RL
	BA7BC-WO50-2210	15 pg/l	U	0.21	15	<RL
	BA7BC-WO5-2210	15 pg/l	U	0.38	15	<RL
	BA7BC-WO95-2210	15 pg/l	U	0.43	15	<RL
	BA7B-WO145-2210	15 pg/l	U	0.28	15	<RL
	BA7B-WO5-2210	15 pg/l	U	0.15	15	<RL
	BA7B-WO75-2210	15 pg/l	U	0.29	15	<RL
	BA7C-WO30-2210	15 pg/l	U	1.7	15	<RL
	BA7C-WO5-2210	15 pg/l	U	1.6	15	<RL
	BA7C-WO55-2210	15 pg/l	U	1	15	<RL
	BA7DC-WO20-2210	15 pg/l	U	0.23	15	<RL
	BA7DC-WO5-2210	15 pg/l	U	0.28	15	<RL
	BA8BC-WO50-2210	15 pg/l	U	0.39	15	<RL
	BA8BC-WO5-2210	15 pg/l	U	0.22	15	<RL
	BA8BC-WO95-2210	15 pg/l	U	0.28	15	<RL
	BA8B-WO145-2210	15 pg/l	U	0.6	15	<RL
	BA8B-WO5-2210	15 pg/l	U	0.075	15	<RL
	BA8B-WO75-2210	15 pg/l	U	0.44	15	<RL
	BA8C-WO30-2210	15 pg/l	U	3.2	15	<RL

TABLE 2. Results between the RL and MDL - Qualified Data

Method (Matrix) / Analyte	Sample Identification	Result	Low-level Detects Final Qualifier*	MDL	RL	Criteria
E1668 (Water)						
PCB-20/28	BA8C-WO5-2210	15 pg/l	UJ	1.1	15	<RL
	BA8C-WO55-2210	15 pg/l	U	0.16	15	<RL
	BA8C-WO55-2210-FD	15 pg/l	U	3.2	15	<RL
	BA8C-WO55-2210-FD2	15 pg/l	U	5.7	15	<RL
	BA8DC-WO20-2210	15 pg/l	U	0.3	15	<RL
	BA8DC-WO35-2210	15 pg/l	U	1.4	15	<RL
	BA8DC-WO5-2210	15 pg/l	U	0.43	15	<RL
	BA9BC-WO50-2210	15 pg/l	U	0.21	15	<RL
	BA9BC-WO5-2210	15 pg/l	U	0.19	15	<RL
	BA9BC-WO95-2210	15 pg/l	U	0.2	15	<RL
	BA9B-WO5-2210	15 pg/l	U	0.2	15	<RL
	BA9B-WO75-2210	15 pg/l	U	0.26	15	<RL
	BA9C-WO30-2210	15 pg/l	U	0.19	15	<RL
	BA9C-WO5-2210	15 pg/l	U	0.17	15	<RL
	BA9C-WO55-2210	15 pg/l	U	0.16	15	<RL
	BA9DC-WO20-2210	15 pg/l	U	0.27	15	<RL
	BA9DC-WO35-2210	15 pg/l	U	0.4	15	<RL
	BA9DC-WO35-2210-FD	15 pg/l	U	0.41	15	<RL
	BA9DC-WO5-2210	15 pg/l	U	0.32	15	<RL
	T11-WO30-2210	15 pg/l	U	0.25	15	<RL
	W1-WO30-2210	15 pg/l	U	1.7	15	<RL
	W1-WO5-2210	15 pg/l	U	2.4	15	<RL
	W1-WO55-2210	15 pg/l	U	0.36	15	<RL
	W2-WO100-2210	15 pg/l	U	0.16	15	<RL
	W2-WO195-2210	15 pg/l	U	0.24	15	<RL
	W2-WO5-2210	15 pg/l	U	0.29	15	<RL
	W3-WO100-2210	15 pg/l	U	0.11	15	<RL
	W3-WO195-2210	15 pg/l	U	0.26	15	<RL
	W3-WO5-2210	15 pg/l	U	0.33	15	<RL
	W4-WO100-2210	15 pg/l	U	0.32	15	<RL
	W4-WO195-2210	15 pg/l	U	0.39	15	<RL
	W4-WO5-2210	15 pg/l	U	0.23	15	<RL
	W5-WO30-2210	7.5 pg/l	U	0.25	7.5	<RL
	W5-WO5-2210	7.5 pg/l	U	0.36	7.5	<RL

TABLE 2. Results between the RL and MDL - Qualified Data

Method (Matrix) Analyte	Sample Identification	Result	Low-level Detects Final Qualifier*	MDL	RL	Criteria
E1668 (Water)						
PCB-20/28	W5-WO55-2210	7.5 pg/l	U	0.27	7.5	<RL
	W5-WO55-2210-FD	7.5 pg/l	U	0.36	7.5	<RL
PCB-201	BA10DC-WO5-2210	0.27 pg/l	J	0.11	15	<RL
	BA4DC-WO35-2210	0.041 pg/l	J	0.037	15	<RL
	BA5DC-WO35-2210-FD	0.0956 pg/l	J	0.058	15	<RL
	BA6C-WO30-2210	0.058 pg/l	UJ	0.048	15	<RL
	BA7DC-WO35-2210	0.0813 pg/l	J	0.035	15	<RL
	BA8BC-WO5-2210	0.094 pg/l	J	0.075	15	<RL
	BA8B-WO5-2210	0.04 pg/l	J	0.027	15	<RL
	T11-WO30-2210	0.073 pg/l	UJ	0.071	15	<RL
PCB-203	BA10DC-WO5-2210	1.42 pg/l	J	0.15	15	<RL
	BA2B-WO145-2210	0.147 pg/l	J	0.14	15	<RL
	BA3B-WO145-2210	0.11 pg/l	UJ	0.08	15	<RL
	BA3B-WO80-2210	0.156 pg/l	J	0.053	15	<RL
	BA3C-WO30-2210	0.106 pg/l	J	0.053	15	<RL
	BA4B-WO145-2210	15 pg/l	U	0.067	15	<RL
	BA4DC-WO20-2210	0.095 pg/l	J	0.077	15	<RL
	BA4DC-WO35-2210	0.15 pg/l	J	0.055	15	<RL
	BA4DC-WO5-2210	0.054 pg/l	J	0.053	15	<RL
	BA5DC-WO20-2210	0.157 pg/l	J	0.055	15	<RL
	BA5DC-WO35-2210-FD	0.401 pg/l	J	0.07	15	<RL
	BA6BC-WO50-2210	0.19 pg/l	UJ	0.06	15	<RL
	BA6BC-WO5-2210	0.074 pg/l	UJ	0.05	17	<RL
	BA6DC-WO35-2210	0.079 pg/l	J	0.054	15	<RL
	BA7BC-WO5-2210	15 pg/l	U	0.099	15	<RL
	BA7B-WO145-2210	0.081 pg/l	J	0.061	15	<RL
	BA7DC-WO35-2210	0.27 pg/l	J	0.043	15	<RL
	BA7DC-WO35-2210-FD2	0.215 pg/l	J	0.078	15	<RL
	BA8BC-WO5-2210	15 pg/l	U	0.1	15	<RL
	BA8B-WO5-2210	15 pg/l	U	0.036	15	<RL
	BA8B-WO75-2210	15 pg/l	U	0.1	15	<RL
	BA8C-WO55-2210	0.14 pg/l	UJ	0.083	15	<RL
	BA9C-WO55-2210	15 pg/l	U	0.06	15	<RL

TABLE 2. Results between the RL and MDL - Qualified Data

Method (Matrix) Analyte	Sample Identification	Result	Low-level Detects Final Qualifier*	MDL	RL	Criteria
E1668 (Water)						
PCB-203	T11-WO30-2210	0.12 pg/l	UJ	0.093	15	<RL
	W1-WO55-2210	0.42 pg/l	J	0.24	15	<RL
	W2-WO100-2210	0.093 pg/l	J	0.088	15	<RL
	W3-WO100-2210	15 pg/l	U	0.041	15	<RL
	W4-WO195-2210	15 pg/l	U	0.11	15	<RL
PCB-206	BA10DC-WO5-2210	2.8 pg/l	UJ	1	15	<RL
	BA5B-WO145-2210	0.75 pg/l	UJ	0.52	15	<RL
	BA7DC-WO35-2210	0.338 pg/l	J	0.27	15	<RL
	BA8BC-WO5-2210	2.85 pg/l	J	0.34	15	<RL
	BA8B-WO5-2210	0.39 pg/l	J	0.11	15	<RL
	BA8B-WO75-2210	0.55 pg/l	J	0.51	15	<RL
	W4-WO195-2210	1.5 pg/l	J	0.49	15	<RL
	W4-WO5-2210	0.85 pg/l	J	0.36	15	<RL
PCB-31	BA10B-WO145-2210	15 pg/l	U	1.6	15	<RL
	BA10B-WO5-2210	15 pg/l	U	0.29	15	<RL
	BA10B-WO75-2210	15 pg/l	U	0.43	15	<RL
	BA10C-WO30-2210	15 pg/l	U	0.71	15	<RL
	BA10C-WO5-2210	15 pg/l	U	0.57	15	<RL
	BA10C-WO55-2210	15 pg/l	U	0.35	15	<RL
	BA10DC-WO20-2210	15 pg/l	U	0.3	15	<RL
	BA10DC-WO35-2210	15 pg/l	U	0.2	15	<RL
	BA10DC-WO5-2210	15 pg/l	U	0.54	15	<RL
	BA1B-WO145-2210	15 pg/l	U	0.34	15	<RL
	BA1B-WO5-2210	15 pg/l	U	0.3	15	<RL
	BA1B-WO75-2210	15 pg/l	U	0.65	15	<RL
	BA1C-WO30-2210	15 pg/l	U	0.24	15	<RL
	BA1C-WO5-2210	15 pg/l	U	0.82	15	<RL
	BA1C-WO55-2210	15 pg/l	U	0.16	15	<RL
	BA1DC-WO20-2210	15 pg/l	U	1.3	15	<RL
	BA1DC-WO35-2210	15 pg/l	U	0.28	15	<RL
	BA1DC-WO5-2210	15 pg/l	U	0.88	15	<RL
	BA1DC-WO5-2210-FD	15 pg/l	U	1.2	15	<RL
	BA2B-WO145-2210	15 pg/l	U	0.41	15	<RL

TABLE 2. Results between the RL and MDL - Qualified Data

Method (Matrix) Analyte	Sample Identification	Result	Low-level Detects Final Qualifier*	MDL	RL	Criteria
E1668 (Water)						
PCB-31	BA2B-WO5-2210	15 pg/l	U	0.4	15	<RL
	BA2B-WO75-2210	15 pg/l	U	0.48	15	<RL
	BA2C-WO30-2210	15 pg/l	U	0.21	15	<RL
	BA2C-WO5-2210	15 pg/l	U	0.26	15	<RL
	BA2C-WO55-2210	15 pg/l	U	0.23	15	<RL
	BA2DC-WO20-2210	15 pg/l	U	0.41	15	<RL
	BA2DC-WO35-2210	15 pg/l	U	0.88	15	<RL
	BA2DC-WO5-2210	15 pg/l	U	0.63	15	<RL
	BA3B-WO145-2210	15 pg/l	U	0.24	15	<RL
	BA3B-WO5-2210	15 pg/l	U	0.24	15	<RL
	BA3B-WO80-2210	15 pg/l	U	0.25	15	<RL
	BA3C-WO30-2210	15 pg/l	U	0.13	15	<RL
	BA3C-WO5-2210	15 pg/l	U	0.25	15	<RL
	BA3C-WO55-2210	15 pg/l	UJ	0.9	15	<RL
	BA3DC-WO20-2210	15 pg/l	U	0.94	15	<RL
	BA3DC-WO35-2210	15 pg/l	U	1.3	15	<RL
	BA3DC-WO5-2210	15 pg/l	U	0.45	15	<RL
	BA4B-WO145-2210	15 pg/l	U	0.14	15	<RL
	BA4B-WO5-2210	15 pg/l	U	0.16	15	<RL
	BA4B-WO75-2210	15 pg/l	U	0.29	15	<RL
	BA4C-WO30-2210	15 pg/l	U	2.1	15	<RL
	BA4C-WO5-2210	15 pg/l	U	0.92	15	<RL
	BA4C-WO55-2210	15 pg/l	U	0.15	15	<RL
	BA4C-WO55-2210-FD	15 pg/l	U	0.5	15	<RL
	BA4C-WO55-2210-FD2	15 pg/l	U	0.13	15	<RL
	BA4DC-WO20-2210	15 pg/l	U	0.31	15	<RL
	BA4DC-WO35-2210	15 pg/l	U	0.18	15	<RL
	BA4DC-WO5-2210	15 pg/l	U	0.21	15	<RL
	BA5B-WO145-2210	15 pg/l	U	0.97	15	<RL
	BA5B-WO5-2210	15 pg/l	U	0.28	15	<RL
	BA5B-WO75-2210	15 pg/l	U	0.67	15	<RL
	BA5C-WO30-2210	15 pg/l	U	0.93	15	<RL
	BA5C-WO5-2210	15 pg/l	U	0.33	15	<RL
	BA5C-WO55-2210	15 pg/l	U	0.36	15	<RL

TABLE 2. Results between the RL and MDL - Qualified Data

Method (Matrix) Analyte	Sample Identification	Result	Low-level Detects Final Qualifier*	MDL	RL	Criteria
E1668 (Water)						
PCB-31	BA5DC-WO20-2210	15 pg/l	U	0.2	15	<RL
	BA5DC-WO35-2210	15 pg/l	U	0.25	15	<RL
	BA5DC-WO35-2210-FD	15 pg/l	U	0.48	15	<RL
	BA5DC-WO5-2210	15 pg/l	U	0.28	15	<RL
	BA6BC-WO50-2210	15 pg/l	U	0.26	15	<RL
	BA6BC-WO5-2210	17 pg/l	U	0.14	17	<RL
	BA6BC-WO95-2210	15 pg/l	U	0.64	15	<RL
	BA6B-WO145-2210	15 pg/l	U	0.4	15	<RL
	BA6B-WO5-2210	15 pg/l	U	0.35	15	<RL
	BA6B-WO75-2210	15 pg/l	U	0.25	15	<RL
	BA6C-WO30-2210	15 pg/l	U	0.16	15	<RL
	BA6C-WO5-2210	15 pg/l	U	0.42	15	<RL
	BA6C-WO55-2210	15 pg/l	U	0.13	15	<RL
	BA6DC-WO20-2210	15 pg/l	U	0.32	15	<RL
	BA6DC-WO35-2210	15 pg/l	U	0.28	15	<RL
	BA6DC-WO5-2210	15 pg/l	U	0.97	15	<RL
	BA7BC-WO50-2210	15 pg/l	U	0.2	15	<RL
	BA7BC-WO5-2210	15 pg/l	U	0.37	15	<RL
	BA7BC-WO95-2210	15 pg/l	U	0.42	15	<RL
	BA7B-WO145-2210	15 pg/l	U	0.26	15	<RL
	BA7B-WO5-2210	15 pg/l	U	0.14	15	<RL
	BA7B-WO75-2210	15 pg/l	U	0.26	15	<RL
	BA7C-WO30-2210	15 pg/l	U	1.6	15	<RL
	BA7C-WO5-2210	15 pg/l	U	1.5	15	<RL
	BA7C-WO55-2210	15 pg/l	U	0.96	15	<RL
	BA7DC-WO20-2210	15 pg/l	U	0.22	15	<RL
	BA7DC-WO35-2210	15 pg/l	U	0.19	15	<RL
	BA7DC-WO35-2210-FD	15 pg/l	U	0.21	15	<RL
	BA7DC-WO35-2210-FD2	15 pg/l	U	0.23	15	<RL
	BA7DC-WO5-2210	15 pg/l	U	0.28	15	<RL
	BA8BC-WO50-2210	15 pg/l	U	0.37	15	<RL
	BA8BC-WO5-2210	15 pg/l	U	0.21	15	<RL
	BA8BC-WO95-2210	15 pg/l	U	0.26	15	<RL
	BA8B-WO145-2210	15 pg/l	U	0.58	15	<RL

TABLE 2. Results between the RL and MDL - Qualified Data

Method (Matrix) Analyte	Sample Identification	Result	Low-level Detects Final Qualifier*	MDL	RL	Criteria
E1668 (Water)						
PCB-31	BA8B-WO5-2210	15 pg/l	U	0.071	15	<RL
	BA8B-WO75-2210	15 pg/l	U	0.4	15	<RL
	BA8C-WO30-2210	15 pg/l	U	2.9	15	<RL
	BA8C-WO5-2210	15 pg/l	U	1.1	15	<RL
	BA8C-WO55-2210	15 pg/l	U	0.14	15	<RL
	BA8C-WO55-2210-FD	15 pg/l	U	2.9	15	<RL
	BA8DC-WO20-2210	15 pg/l	U	0.29	15	<RL
	BA8DC-WO35-2210	15 pg/l	U	1.3	15	<RL
	BA8DC-WO5-2210	15 pg/l	U	0.42	15	<RL
	BA9BC-WO50-2210	15 pg/l	U	0.19	15	<RL
	BA9BC-WO5-2210	15 pg/l	U	0.17	15	<RL
	BA9BC-WO95-2210	15 pg/l	U	0.19	15	<RL
	BA9B-WO5-2210	15 pg/l	U	0.19	15	<RL
	BA9B-WO75-2210	15 pg/l	U	0.24	15	<RL
	BA9C-WO30-2210	15 pg/l	U	0.18	15	<RL
	BA9C-WO5-2210	15 pg/l	U	0.16	15	<RL
	BA9C-WO55-2210	15 pg/l	U	0.15	15	<RL
	BA9DC-WO20-2210	15 pg/l	U	0.26	15	<RL
	BA9DC-WO35-2210	15 pg/l	U	0.38	15	<RL
	BA9DC-WO35-2210-FD	15 pg/l	U	0.4	15	<RL
	BA9DC-WO5-2210	15 pg/l	U	0.31	15	<RL
	T11-WO30-2210	15 pg/l	U	0.23	15	<RL
	T11-WO5-2210	15 pg/l	U	1.4	15	<RL
	W1-WO30-2210	15 pg/l	U	1.5	15	<RL
	W1-WO55-2210	15 pg/l	U	0.33	15	<RL
	W2-WO100-2210	15 pg/l	U	0.15	15	<RL
	W2-WO195-2210	15 pg/l	U	0.22	15	<RL
	W2-WO5-2210	15 pg/l	U	0.27	15	<RL
	W3-WO100-2210	15 pg/l	U	0.11	15	<RL
	W3-WO195-2210	15 pg/l	U	0.25	15	<RL
	W3-WO5-2210	15 pg/l	U	0.32	15	<RL
	W4-WO100-2210	15 pg/l	U	0.31	15	<RL
	W4-WO195-2210	15 pg/l	U	0.37	15	<RL
	W4-WO5-2210	15 pg/l	U	0.22	15	<RL

TABLE 2. Results between the RL and MDL - Qualified Data

Method (Matrix) Analyte	Sample Identification	Result	Low-level Detects Final Qualifier*	MDL	RL	Criteria
E1668 (Water)						
PCB-31	W5-WO30-2210	7.5 pg/l	U	0.24	7.5	<RL
	W5-WO5-2210	7.5 pg/l	U	0.35	7.5	<RL
	W5-WO55-2210	7.5 pg/l	UJ	0.27	7.5	<RL
	W5-WO55-2210-FD	7.5 pg/l	U	0.35	7.5	<RL
PCB-37	BA10B-WO145-2210	15 pg/l	U	1.2	15	<RL
	BA10B-WO5-2210	15 pg/l	U	0.2	15	<RL
	BA10B-WO75-2210	15 pg/l	U	0.3	15	<RL
	BA10C-WO30-2210	15 pg/l	UJ	0.5	15	<RL
	BA10C-WO5-2210	15 pg/l	UJ	0.39	15	<RL
	BA10C-WO55-2210	15 pg/l	U	0.24	15	<RL
	BA10DC-WO20-2210	15 pg/l	UJ	0.21	15	<RL
	BA10DC-WO35-2210	15 pg/l	U	0.19	15	<RL
	BA10DC-WO5-2210	15 pg/l	U	0.4	15	<RL
	BA1B-WO145-2210	15 pg/l	U	0.27	15	<RL
	BA1B-WO5-2210	15 pg/l	U	0.22	15	<RL
	BA1B-WO75-2210	15 pg/l	U	0.48	15	<RL
	BA1C-WO30-2210	15 pg/l	UJ	0.19	15	<RL
	BA1C-WO5-2210	15 pg/l	UJ	0.67	15	<RL
	BA1C-WO55-2210	15 pg/l	U	0.13	15	<RL
	BA1DC-WO20-2210	15 pg/l	U	0.96	15	<RL
	BA1DC-WO35-2210	15 pg/l	U	0.21	15	<RL
	BA1DC-WO5-2210	15 pg/l	U	0.62	15	<RL
	BA1DC-WO5-2210-FD	15 pg/l	U	0.87	15	<RL
	BA2B-WO145-2210	15 pg/l	U	0.27	15	<RL
	BA2B-WO5-2210	15 pg/l	U	0.31	15	<RL
	BA2B-WO75-2210	15 pg/l	UJ	0.31	15	<RL
	BA2C-WO30-2210	15 pg/l	U	0.17	15	<RL
	BA2C-WO5-2210	15 pg/l	UJ	0.21	15	<RL
	BA2C-WO55-2210	15 pg/l	U	0.19	15	<RL
	BA2DC-WO20-2210	15 pg/l	U	0.28	15	<RL
	BA2DC-WO35-2210	15 pg/l	U	0.62	15	<RL
	BA2DC-WO5-2210	15 pg/l	U	0.46	15	<RL
	BA3B-WO145-2210	15 pg/l	U	0.23	15	<RL
	BA3B-WO5-2210	15 pg/l	UJ	0.24	15	<RL

TABLE 2. Results between the RL and MDL - Qualified Data

Method (Matrix) / Analyte	Sample Identification	Result	Low-level Detects Final Qualifier*	MDL	RL	Criteria
E1668 (Water)						
PCB-37	BA3B-WO80-2210	15 pg/l	U	0.24	15	<RL
	BA3C-WO30-2210	15 pg/l	U	0.11	15	<RL
	BA3C-WO5-2210	15 pg/l	UJ	0.22	15	<RL
	BA3C-WO55-2210	15 pg/l	U	0.6	15	<RL
	BA3DC-WO20-2210	15 pg/l	U	0.58	15	<RL
	BA3DC-WO35-2210	15 pg/l	U	0.89	15	<RL
	BA3DC-WO5-2210	15 pg/l	U	0.32	15	<RL
	BA4B-WO145-2210	15 pg/l	U	0.097	15	<RL
	BA4B-WO5-2210	15 pg/l	U	0.099	15	<RL
	BA4B-WO75-2210	15 pg/l	U	0.2	15	<RL
	BA4C-WO5-2210	15 pg/l	UJ	0.61	15	<RL
	BA4C-WO55-2210	15 pg/l	U	0.15	15	<RL
	BA4C-WO55-2210-FD	15 pg/l	UJ	0.44	15	<RL
	BA4C-WO55-2210-FD2	15 pg/l	U	0.12	15	<RL
	BA4DC-WO20-2210	15 pg/l	U	0.24	15	<RL
	BA4DC-WO35-2210	15 pg/l	U	0.14	15	<RL
	BA4DC-WO5-2210	15 pg/l	U	0.16	15	<RL
	BA5B-WO5-2210	15 pg/l	UJ	0.28	15	<RL
	BA5B-WO75-2210	15 pg/l	UJ	0.72	15	<RL
	BA5C-WO30-2210	15 pg/l	UJ	0.67	15	<RL
	BA5C-WO5-2210	15 pg/l	UJ	0.3	15	<RL
	BA5C-WO55-2210	15 pg/l	U	0.28	15	<RL
	BA5DC-WO20-2210	15 pg/l	U	0.15	15	<RL
	BA5DC-WO35-2210	15 pg/l	U	0.19	15	<RL
	BA5DC-WO35-2210-FD	15 pg/l	U	0.35	15	<RL
	BA5DC-WO5-2210	15 pg/l	U	0.22	15	<RL
	BA6BC-WO50-2210	15 pg/l	U	0.18	15	<RL
	BA6BC-WO5-2210	17 pg/l	U	0.13	17	<RL
	BA6BC-WO95-2210	15 pg/l	U	0.43	15	<RL
	BA6B-WO145-2210	15 pg/l	U	0.35	15	<RL
	BA6B-WO5-2210	15 pg/l	U	0.32	15	<RL
	BA6B-WO75-2210	15 pg/l	U	0.21	15	<RL
	BA6C-WO30-2210	15 pg/l	UJ	0.15	15	<RL
	BA6C-WO5-2210	15 pg/l	UJ	0.33	15	<RL

TABLE 2. Results between the RL and MDL - Qualified Data

Method (Matrix) Analyte	Sample Identification	Result	Low-level Detects Final Qualifier*	MDL	RL	Criteria
E1668 (Water)						
PCB-37	BA6C-WO55-2210	15 pg/l	U	0.13	15	<RL
	BA6DC-WO20-2210	15 pg/l	U	0.24	15	<RL
	BA6DC-WO35-2210	15 pg/l	U	0.22	15	<RL
	BA6DC-WO5-2210	15 pg/l	U	0.66	15	<RL
	BA7BC-WO50-2210	15 pg/l	U	0.14	15	<RL
	BA7BC-WO5-2210	15 pg/l	U	0.23	15	<RL
	BA7BC-WO95-2210	15 pg/l	U	0.29	15	<RL
	BA7B-WO145-2210	15 pg/l	U	0.21	15	<RL
	BA7B-WO5-2210	15 pg/l	U	0.11	15	<RL
	BA7B-WO75-2210	15 pg/l	U	0.25	15	<RL
	BA7C-WO55-2210	15 pg/l	U	0.72	15	<RL
	BA7DC-WO20-2210	15 pg/l	U	0.15	15	<RL
	BA7DC-WO35-2210	15 pg/l	U	0.17	15	<RL
	BA7DC-WO35-2210-FD	15 pg/l	U	0.15	15	<RL
	BA7DC-WO35-2210-FD2	15 pg/l	U	0.18	15	<RL
	BA7DC-WO5-2210	15 pg/l	U	0.17	15	<RL
	BA8BC-WO50-2210	15 pg/l	U	0.21	15	<RL
	BA8BC-WO5-2210	15 pg/l	U	0.14	15	<RL
	BA8BC-WO95-2210	15 pg/l	U	0.17	15	<RL
	BA8B-WO145-2210	15 pg/l	U	0.41	15	<RL
	BA8B-WO5-2210	15 pg/l	U	0.05	15	<RL
	BA8B-WO75-2210	15 pg/l	U	0.26	15	<RL
	BA8C-WO5-2210	15 pg/l	UJ	0.98	15	<RL
	BA8C-WO55-2210	15 pg/l	U	0.14	15	<RL
	BA8DC-WO20-2210	15 pg/l	U	0.21	15	<RL
	BA8DC-WO5-2210	15 pg/l	U	0.3	15	<RL
	BA9BC-WO50-2210	15 pg/l	U	0.14	15	<RL
	BA9BC-WO5-2210	15 pg/l	U	0.13	15	<RL
	BA9BC-WO95-2210	15 pg/l	U	0.13	15	<RL
	BA9B-WO5-2210	15 pg/l	U	0.16	15	<RL
	BA9B-WO75-2210	15 pg/l	U	0.18	15	<RL
	BA9C-WO30-2210	15 pg/l	U	0.13	15	<RL
	BA9C-WO5-2210	15 pg/l	U	0.12	15	<RL
	BA9C-WO55-2210	15 pg/l	U	0.11	15	<RL

TABLE 2. Results between the RL and MDL - Qualified Data

Method (Matrix) Analyte	Sample Identification	Result	Low-level Detects Final Qualifier*	MDL	RL	Criteria
E1668 (Water)						
PCB-37	BA9DC-WO20-2210	15 pg/l	U	0.19	15	<RL
	BA9DC-WO35-2210	15 pg/l	U	0.26	15	<RL
	BA9DC-WO35-2210-FD	15 pg/l	U	0.28	15	<RL
	BA9DC-WO5-2210	15 pg/l	U	0.22	15	<RL
	T11-WO30-2210	15 pg/l	UJ	0.19	15	<RL
	W1-WO55-2210	15 pg/l	U	0.29	15	<RL
	W2-WO100-2210	15 pg/l	U	0.11	15	<RL
	W2-WO195-2210	15 pg/l	U	0.18	15	<RL
	W2-WO5-2210	15 pg/l	U	0.22	15	<RL
	W3-WO100-2210	15 pg/l	U	0.068	15	<RL
	W3-WO195-2210	15 pg/l	U	0.17	15	<RL
	W3-WO5-2210	15 pg/l	U	0.17	15	<RL
	W4-WO100-2210	15 pg/l	U	0.2	15	<RL
	W4-WO195-2210	15 pg/l	U	0.21	15	<RL
	W4-WO5-2210	15 pg/l	U	0.13	15	<RL
	W5-WO30-2210	7.5 pg/l	U	0.18	7.5	<RL
	W5-WO5-2210	7.5 pg/l	UJ	0.22	7.5	<RL
	W5-WO55-2210	7.5 pg/l	UJ	0.18	7.5	<RL
	W5-WO55-2210-FD	7.5 pg/l	U	0.21	7.5	<RL
PCB-44/47/65	BA10DC-WO35-2210	15 pg/l	U	0.09	15	<RL
	BA2B-WO145-2210	15 pg/l	U	0.2	15	<RL
	BA2B-WO5-2210	15 pg/l	U	0.26	15	<RL
	BA2B-WO75-2210	15 pg/l	U	0.28	15	<RL
	BA3B-WO145-2210	15 pg/l	U	0.17	15	<RL
	BA3B-WO5-2210	15 pg/l	U	0.18	15	<RL
	BA3B-WO80-2210	15 pg/l	U	0.17	15	<RL
	BA4B-WO5-2210	15 pg/l	U	0.096	15	<RL
	BA5B-WO5-2210	15 pg/l	U	0.25	15	<RL
	BA5B-WO75-2210	15 pg/l	U	0.71	15	<RL
	BA6B-WO5-2210	15 pg/l	U	0.2	15	<RL
	BA7BC-WO50-2210	15 pg/l	U	0.16	15	<RL
	BA7BC-WO5-2210	15 pg/l	U	0.2	15	<RL
	BA7B-WO5-2210	15 pg/l	U	0.17	15	<RL
	BA7B-WO75-2210	15 pg/l	U	0.22	15	<RL

TABLE 2. Results between the RL and MDL - Qualified Data

Method (Matrix) Analyte	Sample Identification	Result	Low-level Detects Final Qualifier*	MDL	RL	Criteria
E1668 (Water)						
PCB-44/47/65	BA8BC-WO50-2210	15 pg/l	U	0.21	15	<RL
	BA8BC-WO5-2210	15 pg/l	U	0.14	15	<RL
	BA8BC-WO95-2210	15 pg/l	U	0.15	15	<RL
	BA8B-WO145-2210	15 pg/l	U	0.39	15	<RL
	BA8C-WO55-2210-FD	120 pg/l	UJ	1.1	15	<RL
	BA9BC-WO50-2210	15 pg/l	U	0.1	15	<RL
	BA9BC-WO5-2210	15 pg/l	U	0.12	15	<RL
	BA9BC-WO95-2210	15 pg/l	U	0.075	15	<RL
	BA9B-WO145-2210	15 pg/l	U	2.5	15	<RL
	BA9B-WO5-2210	15 pg/l	U	0.12	15	<RL
	BA9B-WO75-2210	15 pg/l	U	0.16	15	<RL
	BA9C-WO30-2210	15 pg/l	U	0.13	15	<RL
	BA9C-WO5-2210	15 pg/l	U	0.12	15	<RL
	BA9C-WO55-2210	15 pg/l	U	0.098	15	<RL
	T11-WO30-2210	15 pg/l	U	0.15	15	<RL
	W3-WO195-2210	15 pg/l	U	0.1	15	<RL
	W3-WO5-2210	15 pg/l	U	0.16	15	<RL
PCB-49/69	BA10B-WO145-2210	15 pg/l	U	0.97	15	<RL
	BA10B-WO5-2210	15 pg/l	U	0.17	15	<RL
	BA10B-WO75-2210	15 pg/l	U	0.25	15	<RL
	BA10C-WO30-2210	15 pg/l	U	0.59	15	<RL
	BA10C-WO5-2210	15 pg/l	UJ	0.38	15	<RL
	BA10C-WO55-2210	15 pg/l	U	0.19	15	<RL
	BA10DC-WO20-2210	15 pg/l	U	0.2	15	<RL
	BA10DC-WO35-2210	15 pg/l	U	0.18	15	<RL
	BA10DC-WO5-2210	15 pg/l	U	0.33	15	<RL
	BA1B-WO145-2210	15 pg/l	UJ	0.21	15	<RL
	BA1B-WO5-2210	15 pg/l	U	0.16	15	<RL
	BA1B-WO75-2210	15 pg/l	U	0.26	15	<RL
	BA1C-WO30-2210	15 pg/l	U	0.11	15	<RL
	BA1C-WO5-2210	15 pg/l	U	0.63	15	<RL
	BA1C-WO55-2210	15 pg/l	U	0.13	15	<RL
	BA1DC-WO20-2210	15 pg/l	U	0.79	15	<RL
	BA1DC-WO35-2210	15 pg/l	U	0.24	15	<RL

TABLE 2. Results between the RL and MDL - Qualified Data

Method (Matrix) / Analyte	Sample Identification	Result	Low-level Detects Final Qualifier*	MDL	RL	Criteria
E1668 (Water)						
PCB-49/69	BA1DC-WO5-2210	15 pg/l	U	0.5	15	<RL
	BA1DC-WO5-2210-FD	15 pg/l	U	0.73	15	<RL
	BA2B-WO145-2210	15 pg/l	U	0.18	15	<RL
	BA2B-WO5-2210	15 pg/l	U	0.23	15	<RL
	BA2B-WO75-2210	15 pg/l	UJ	0.25	15	<RL
	BA2C-WO30-2210	15 pg/l	U	0.15	15	<RL
	BA2C-WO5-2210	15 pg/l	U	0.16	15	<RL
	BA2C-WO55-2210	15 pg/l	U	0.14	15	<RL
	BA2DC-WO20-2210	15 pg/l	U	0.53	15	<RL
	BA2DC-WO5-2210	15 pg/l	U	0.5	15	<RL
	BA3B-WO145-2210	15 pg/l	U	0.15	15	<RL
	BA3B-WO5-2210	15 pg/l	U	0.16	15	<RL
	BA3B-WO80-2210	15 pg/l	UJ	0.15	15	<RL
	BA3C-WO30-2210	15 pg/l	U	0.11	15	<RL
	BA3C-WO5-2210	15 pg/l	U	0.17	15	<RL
	BA3C-WO55-2210	15 pg/l	U	0.24	15	<RL
	BA3DC-WO5-2210	15 pg/l	U	0.36	15	<RL
	BA4B-WO145-2210	15 pg/l	U	0.088	15	<RL
	BA4B-WO5-2210	15 pg/l	U	0.089	15	<RL
	BA4B-WO75-2210	15 pg/l	U	0.2	15	<RL
	BA4C-WO30-2210	15 pg/l	UJ	2.4	15	<RL
	BA4C-WO5-2210	15 pg/l	U	0.44	15	<RL
	BA4C-WO55-2210	15 pg/l	U	0.21	15	<RL
	BA4C-WO55-2210-FD	15 pg/l	UJ	0.3	15	<RL
	BA4C-WO55-2210-FD2	15 pg/l	U	0.13	15	<RL
	BA5B-WO145-2210	15 pg/l	U	0.74	15	<RL
	BA5B-WO5-2210	15 pg/l	U	0.23	15	<RL
	BA5B-WO75-2210	15 pg/l	U	0.64	15	<RL
	BA5C-WO30-2210	15 pg/l	U	0.39	15	<RL
	BA5C-WO5-2210	15 pg/l	U	0.26	15	<RL
	BA5C-WO55-2210	15 pg/l	U	0.25	15	<RL
	BA5DC-WO5-2210	15 pg/l	U	0.23	15	<RL
	BA6BC-WO50-2210	15 pg/l	U	0.13	15	<RL
	BA6BC-WO5-2210	17 pg/l	U	0.17	17	<RL

TABLE 2. Results between the RL and MDL - Qualified Data

Method (Matrix) Analyte	Sample Identification	Result	Low-level Detects Final Qualifier*	MDL	RL	Criteria
E1668 (Water)						
PCB-49/69	BA6BC-WO95-2210	15 pg/l	U	0.34	15	<RL
	BA6B-WO145-2210	15 pg/l	U	0.22	15	<RL
	BA6B-WO5-2210	15 pg/l	U	0.18	15	<RL
	BA6B-WO75-2210	15 pg/l	U	0.21	15	<RL
	BA6C-WO30-2210	15 pg/l	U	0.25	15	<RL
	BA6C-WO5-2210	15 pg/l	U	0.22	15	<RL
	BA6C-WO55-2210	15 pg/l	U	0.16	15	<RL
	BA6DC-WO20-2210	15 pg/l	U	0.33	15	<RL
	BA6DC-WO5-2210	15 pg/l	U	0.49	15	<RL
	BA7BC-WO50-2210	15 pg/l	U	0.15	15	<RL
	BA7BC-WO5-2210	15 pg/l	U	0.18	15	<RL
	BA7BC-WO95-2210	9.85 pg/l	J	0.28	15	<RL
	BA7B-WO145-2210	15 pg/l	U	0.1	15	<RL
	BA7B-WO5-2210	15 pg/l	U	0.15	15	<RL
	BA7B-WO75-2210	15 pg/l	U	0.2	15	<RL
	BA7C-WO30-2210	15 pg/l	UJ	1	15	<RL
	BA7C-WO5-2210	15 pg/l	UJ	0.66	15	<RL
	BA7C-WO55-2210	15 pg/l	U	0.31	15	<RL
	BA7DC-WO20-2210	15 pg/l	U	0.13	15	<RL
	BA7DC-WO5-2210	15 pg/l	U	0.19	15	<RL
	BA8BC-WO50-2210	15 pg/l	U	0.19	15	<RL
	BA8BC-WO5-2210	15 pg/l	U	0.13	15	<RL
	BA8BC-WO95-2210	15 pg/l	U	0.14	15	<RL
	BA8B-WO145-2210	15 pg/l	U	0.36	15	<RL
	BA8B-WO5-2210	15 pg/l	U	0.031	15	<RL
	BA8B-WO75-2210	15 pg/l	U	0.24	15	<RL
	BA8C-WO30-2210	15 pg/l	U	1.7	15	<RL
	BA8C-WO5-2210	15 pg/l	U	0.71	15	<RL
	BA8C-WO55-2210	15 pg/l	U	0.3	15	<RL
	BA8C-WO55-2210-FD	15 pg/l	U	1	15	<RL
	BA8C-WO55-2210-FD2	15 pg/l	UJ	2.6	15	<RL
	BA8DC-WO20-2210	15 pg/l	U	0.19	15	<RL
	BA8DC-WO35-2210	15 pg/l	U	0.94	15	<RL
	BA8DC-WO5-2210	15 pg/l	U	0.31	15	<RL

TABLE 2. Results between the RL and MDL - Qualified Data

Method (Matrix) Analyte	Sample Identification	Result	Low-level Detects Final Qualifier*	MDL	RL	Criteria
E1668 (Water)						
PCB-49/69	BA9BC-WO50-2210	15 pg/l	U	0.09	15	<RL
	BA9BC-WO5-2210	15 pg/l	U	0.11	15	<RL
	BA9BC-WO95-2210	15 pg/l	U	0.067	15	<RL
	BA9B-WO145-2210	15 pg/l	U	2.3	15	<RL
	BA9B-WO5-2210	15 pg/l	U	0.11	15	<RL
	BA9B-WO75-2210	15 pg/l	U	0.14	15	<RL
	BA9C-WO30-2210	15 pg/l	U	0.12	15	<RL
	BA9C-WO5-2210	15 pg/l	U	0.11	15	<RL
	BA9C-WO55-2210	15 pg/l	U	0.088	15	<RL
	BA9DC-WO20-2210	15 pg/l	U	0.21	15	<RL
	BA9DC-WO35-2210	15 pg/l	U	0.22	15	<RL
	BA9DC-WO35-2210-FD	15 pg/l	U	0.28	15	<RL
	BA9DC-WO5-2210	15 pg/l	U	0.21	15	<RL
	T11-WO30-2210	15 pg/l	UJ	0.33	15	<RL
	T11-WO5-2210	15 pg/l	U	1.2	15	<RL
	W1-WO30-2210	15 pg/l	U	1.3	15	<RL
	W1-WO5-2210	15 pg/l	U	1.3	15	<RL
	W1-WO55-2210	15 pg/l	U	0.25	15	<RL
	W2-WO100-2210	15 pg/l	U	0.13	15	<RL
	W2-WO195-2210	15 pg/l	U	0.17	15	<RL
	W2-WO5-2210	15 pg/l	U	0.26	15	<RL
	W3-WO100-2210	15 pg/l	U	0.073	15	<RL
	W3-WO195-2210	15 pg/l	U	0.095	15	<RL
	W3-WO5-2210	15 pg/l	U	0.14	15	<RL
	W4-WO100-2210	15 pg/l	U	0.16	15	<RL
	W4-WO195-2210	15 pg/l	U	0.31	15	<RL
	W4-WO5-2210	15 pg/l	U	0.12	15	<RL
	W5-WO30-2210	7.5 pg/l	U	0.15	7.5	<RL
	W5-WO5-2210	7.5 pg/l	U	0.23	7.5	<RL
	W5-WO55-2210	7.5 pg/l	U	0.15	7.5	<RL
	W5-WO55-2210-FD	7.5 pg/l	U	0.18	7.5	<RL
PCB-52	BA10B-WO145-2210	15 pg/l	U	1.1	15	<RL
	BA10B-WO5-2210	15 pg/l	U	0.19	15	<RL
	BA10B-WO75-2210	15 pg/l	U	0.28	15	<RL

TABLE 2. Results between the RL and MDL - Qualified Data

Method (Matrix) / Analyte	Sample Identification	Result	Low-level Detects Final Qualifier*	MDL	RL	Criteria
E1668 (Water)						
PCB-52	BA10C-WO30-2210	15 pg/l	UJ	0.68	15	<RL
	BA10C-WO5-2210	15 pg/l	U	0.43	15	<RL
	BA10C-WO55-2210	15 pg/l	U	0.22	15	<RL
	BA10DC-WO20-2210	15 pg/l	U	0.23	15	<RL
	BA10DC-WO35-2210	10.5 pg/l	J	0.093	15	<RL
	BA10DC-WO5-2210	15 pg/l	U	0.38	15	<RL
	BA1B-WO145-2210	15 pg/l	U	0.26	15	<RL
	BA1B-WO5-2210	15 pg/l	U	0.2	15	<RL
	BA1B-WO75-2210	15 pg/l	U	0.32	15	<RL
	BA1C-WO30-2210	15 pg/l	U	0.13	15	<RL
	BA1C-WO5-2210	15 pg/l	U	0.78	15	<RL
	BA1C-WO55-2210	15 pg/l	U	0.16	15	<RL
	BA1DC-WO20-2210	15 pg/l	U	0.96	15	<RL
	BA1DC-WO35-2210	15 pg/l	U	0.29	15	<RL
	BA1DC-WO5-2210	15 pg/l	U	0.61	15	<RL
	BA1DC-WO5-2210-FD	15 pg/l	U	0.89	15	<RL
	BA2B-WO145-2210	15 pg/l	U	0.22	15	<RL
	BA2B-WO5-2210	15 pg/l	U	0.29	15	<RL
	BA2B-WO75-2210	15 pg/l	U	0.31	15	<RL
	BA2C-WO30-2210	15 pg/l	U	0.18	15	<RL
	BA2C-WO5-2210	15 pg/l	UJ	0.19	15	<RL
	BA2C-WO55-2210	15 pg/l	U	0.18	15	<RL
	BA2DC-WO20-2210	15 pg/l	U	0.64	15	<RL
	BA2DC-WO35-2210	15 pg/l	U	0.52	15	<RL
	BA2DC-WO5-2210	15 pg/l	U	0.61	15	<RL
	BA3B-WO145-2210	15 pg/l	U	0.19	15	<RL
	BA3B-WO5-2210	15 pg/l	U	0.2	15	<RL
	BA3B-WO80-2210	15 pg/l	U	0.18	15	<RL
	BA3C-WO30-2210	15 pg/l	U	0.13	15	<RL
	BA3C-WO5-2210	15 pg/l	U	0.2	15	<RL
	BA3C-WO55-2210	15 pg/l	U	0.3	15	<RL
	BA3DC-WO20-2210	15 pg/l	U	0.63	15	<RL
	BA3DC-WO35-2210	15 pg/l	U	1.2	15	<RL
	BA3DC-WO5-2210	15 pg/l	U	0.44	15	<RL

TABLE 2. Results between the RL and MDL - Qualified Data

Method (Matrix) Analyte	Sample Identification	Result	Low-level Detects Final Qualifier*	MDL	RL	Criteria
E1668 (Water)						
PCB-52	BA4B-WO145-2210	15 pg/l	U	0.1	15	<RL
	BA4B-WO5-2210	15 pg/l	U	0.1	15	<RL
	BA4B-WO75-2210	15 pg/l	U	0.23	15	<RL
	BA4C-WO30-2210	15 pg/l	UJ	1.2	15	<RL
	BA4C-WO5-2210	15 pg/l	U	0.54	15	<RL
	BA4C-WO55-2210	15 pg/l	U	0.11	15	<RL
	BA4C-WO55-2210-FD	15 pg/l	U	0.37	15	<RL
	BA4C-WO55-2210-FD2	15 pg/l	U	0.065	15	<RL
	BA4DC-WO20-2210	15 pg/l	U	0.3	15	<RL
	BA4DC-WO35-2210	15 pg/l	U	0.2	15	<RL
	BA4DC-WO5-2210	15 pg/l	U	0.24	15	<RL
	BA5B-WO5-2210	15 pg/l	U	0.28	15	<RL
	BA5B-WO75-2210	15 pg/l	U	0.78	15	<RL
	BA5C-WO30-2210	15 pg/l	U	0.48	15	<RL
	BA5C-WO5-2210	15 pg/l	U	0.32	15	<RL
	BA5C-WO55-2210	15 pg/l	U	0.3	15	<RL
	BA5DC-WO20-2210	15 pg/l	U	0.25	15	<RL
	BA5DC-WO35-2210	15 pg/l	U	0.28	15	<RL
	BA5DC-WO5-2210	15 pg/l	U	0.36	15	<RL
	BA6BC-WO50-2210	15 pg/l	U	0.16	15	<RL
	BA6BC-WO5-2210	17 pg/l	U	0.085	17	<RL
	BA6B-WO5-2210	15 pg/l	U	0.22	15	<RL
	BA6C-WO30-2210	15 pg/l	U	0.13	15	<RL
	BA6C-WO5-2210	15 pg/l	U	0.29	15	<RL
	BA6C-WO55-2210	15 pg/l	U	0.084	15	<RL
	BA6DC-WO20-2210	15 pg/l	U	0.52	15	<RL
	BA6DC-WO35-2210	15 pg/l	U	0.25	15	<RL
	BA6DC-WO5-2210	15 pg/l	U	0.77	15	<RL
	BA7BC-WO50-2210	15 pg/l	U	0.18	15	<RL
	BA7BC-WO5-2210	15 pg/l	U	0.22	15	<RL
	BA7B-WO5-2210	15 pg/l	U	0.2	15	<RL
	BA7B-WO75-2210	15 pg/l	U	0.24	15	<RL
	BA7C-WO30-2210	9.62 pg/l	J	1.2	15	<RL
	BA7C-WO5-2210	8.16 pg/l	UJ	0.82	15	<RL

TABLE 2. Results between the RL and MDL - Qualified Data

Method (Matrix) Analyte	Sample Identification	Result	Low-level Detects Final Qualifier*	MDL	RL	Criteria
E1668 (Water)						
PCB-52	BA7DC-WO20-2210	15 pg/l	U	0.15	15	<RL
	BA7DC-WO35-2210-FD	15 pg/l	U	0.23	15	<RL
	BA7DC-WO35-2210-FD2	15 pg/l	U	0.29	15	<RL
	BA7DC-WO5-2210	15 pg/l	U	0.22	15	<RL
	BA8BC-WO50-2210	15 pg/l	U	0.23	15	<RL
	BA8BC-WO5-2210	15 pg/l	U	0.15	15	<RL
	BA8BC-WO95-2210	15 pg/l	U	0.17	15	<RL
	BA8B-WO145-2210	15 pg/l	U	0.44	15	<RL
	BA8B-WO5-2210	15 pg/l	U	0.038	15	<RL
	BA8C-WO30-2210	3.16 pg/l	J	2.1	15	<RL
	BA8C-WO5-2210	4.4 pg/l	UJ	0.88	15	<RL
	BA8C-WO55-2210	7.12 pg/l	J	0.15	15	<RL
	BA8C-WO55-2210-FD	10.8 pg/l	J	1.3	15	<RL
	BA8C-WO55-2210-FD2	6.9 pg/l	UJ	3	15	<RL
	BA8DC-WO20-2210	15 pg/l	U	0.21	15	<RL
	BA8DC-WO35-2210	15 pg/l	U	1.1	15	<RL
	BA8DC-WO5-2210	15 pg/l	U	0.35	15	<RL
	BA9BC-WO50-2210	15 pg/l	U	0.12	15	<RL
	BA9BC-WO5-2210	15 pg/l	U	0.14	15	<RL
	BA9BC-WO95-2210	15 pg/l	U	0.088	15	<RL
	BA9B-WO145-2210	11 pg/l	UJ	2.7	15	<RL
	BA9B-WO5-2210	15 pg/l	U	0.14	15	<RL
	BA9B-WO75-2210	15 pg/l	U	0.18	15	<RL
	BA9C-WO30-2210	15 pg/l	U	0.15	15	<RL
	BA9C-WO5-2210	15 pg/l	U	0.14	15	<RL
	BA9C-WO55-2210	15 pg/l	U	0.12	15	<RL
	BA9DC-WO20-2210	15 pg/l	U	0.24	15	<RL
	BA9DC-WO35-2210-FD	15 pg/l	U	0.32	15	<RL
	BA9DC-WO5-2210	15 pg/l	U	0.24	15	<RL
	T11-WO5-2210	6.56 pg/l	U	1.3	15	<RL
	W1-WO30-2210	15 pg/l	U	1.6	15	<RL
	W1-WO5-2210	15 pg/l	U	1.6	15	<RL
	W1-WO55-2210	15 pg/l	U	0.31	15	<RL
	W2-WO100-2210	15 pg/l	U	0.16	15	<RL

TABLE 2. Results between the RL and MDL - Qualified Data

Method (Matrix) Analyte	Sample Identification	Result	Low-level Detects Final Qualifier*	MDL	RL	Criteria
E1668 (Water)						
PCB-52	W2-WO195-2210	15 pg/l	U	0.22	15	<RL
	W2-WO5-2210	15 pg/l	U	0.33	15	<RL
	W3-WO100-2210	15 pg/l	U	0.084	15	<RL
	W3-WO195-2210	15 pg/l	U	0.11	15	<RL
	W3-WO5-2210	15 pg/l	U	0.17	15	<RL
	W4-WO100-2210	15 pg/l	U	0.19	15	<RL
	W4-WO195-2210	15 pg/l	U	0.38	15	<RL
	W5-WO30-2210	7.5 pg/l	U	0.17	7.5	<RL
	W5-WO5-2210	7.5 pg/l	U	0.26	7.5	<RL
	W5-WO55-2210	7.5 pg/l	U	0.17	7.5	<RL
	W5-WO55-2210-FD	7.5 pg/l	UJ	0.2	7.5	<RL
PCB-61/70/74/76	BA10B-WO145-2210	15 pg/l	U	1	15	<RL
	BA10B-WO5-2210	15 pg/l	U	0.22	15	<RL
	BA10B-WO75-2210	15 pg/l	U	0.33	15	<RL
	BA10C-WO30-2210	15 pg/l	U	0.77	15	<RL
	BA10C-WO5-2210	15 pg/l	U	0.42	15	<RL
	BA10C-WO55-2210	15 pg/l	U	0.22	15	<RL
	BA10DC-WO20-2210	15 pg/l	U	0.2	15	<RL
	BA10DC-WO35-2210	15 pg/l	U	0.12	15	<RL
	BA10DC-WO5-2210	15 pg/l	UJ	0.4	15	<RL
	BA1B-WO145-2210	15 pg/l	U	0.22	15	<RL
	BA1B-WO5-2210	15 pg/l	U	0.21	15	<RL
	BA1B-WO75-2210	15 pg/l	U	0.28	15	<RL
	BA1C-WO30-2210	15 pg/l	U	0.15	15	<RL
	BA1C-WO5-2210	15 pg/l	U	0.54	15	<RL
	BA1C-WO55-2210	15 pg/l	U	0.12	15	<RL
	BA1DC-WO20-2210	15 pg/l	U	1.2	15	<RL
	BA1DC-WO35-2210	15 pg/l	U	0.24	15	<RL
	BA1DC-WO5-2210	15 pg/l	U	0.63	15	<RL
	BA1DC-WO5-2210-FD	15 pg/l	U	0.69	15	<RL
	BA2B-WO145-2210	15 pg/l	U	0.43	15	<RL
	BA2B-WO5-2210	15 pg/l	U	0.23	15	<RL
	BA2B-WO75-2210	15 pg/l	U	0.25	15	<RL
	BA2C-WO30-2210	15 pg/l	U	0.14	15	<RL

TABLE 2. Results between the RL and MDL - Qualified Data

Method (Matrix) Analyte	Sample Identification	Result	Low-level Detects Final Qualifier*	MDL	RL	Criteria
E1668 (Water)						
PCB-61/70/74/76	BA2C-WO5-2210	15 pg/l	U	0.21	15	<RL
	BA2C-WO55-2210	15 pg/l	U	0.15	15	<RL
	BA2DC-WO20-2210	15 pg/l	U	0.36	15	<RL
	BA2DC-WO35-2210	15 pg/l	U	0.55	15	<RL
	BA2DC-WO5-2210	15 pg/l	U	0.51	15	<RL
	BA3B-WO145-2210	15 pg/l	U	0.21	15	<RL
	BA3B-WO5-2210	15 pg/l	U	0.21	15	<RL
	BA3B-WO80-2210	15 pg/l	U	0.13	15	<RL
	BA3C-WO30-2210	15 pg/l	U	0.11	15	<RL
	BA3C-WO5-2210	15 pg/l	UJ	0.18	15	<RL
	BA3C-WO55-2210	15 pg/l	U	0.2	15	<RL
	BA3DC-WO20-2210	15 pg/l	U	0.47	15	<RL
	BA3DC-WO35-2210	15 pg/l	U	0.73	15	<RL
	BA3DC-WO5-2210	15 pg/l	U	0.3	15	<RL
	BA4B-WO145-2210	15 pg/l	U	0.17	15	<RL
	BA4B-WO5-2210	15 pg/l	U	0.11	15	<RL
	BA4B-WO75-2210	15 pg/l	U	0.29	15	<RL
	BA4C-WO30-2210	15 pg/l	U	0.94	15	<RL
	BA4C-WO5-2210	15 pg/l	U	0.48	15	<RL
	BA4C-WO55-2210	15 pg/l	U	0.13	15	<RL
	BA4C-WO55-2210-FD	15 pg/l	U	0.37	15	<RL
	BA4C-WO55-2210-FD2	15 pg/l	U	0.064	15	<RL
	BA4DC-WO20-2210	15 pg/l	U	0.2	15	<RL
	BA4DC-WO35-2210	15 pg/l	U	0.14	15	<RL
	BA4DC-WO5-2210	15 pg/l	U	0.19	15	<RL
	BA5B-WO5-2210	15 pg/l	U	0.17	15	<RL
	BA5B-WO75-2210	15 pg/l	UJ	0.65	15	<RL
	BA5C-WO30-2210	15 pg/l	U	0.36	15	<RL
	BA5C-WO5-2210	15 pg/l	U	0.25	15	<RL
	BA5C-WO55-2210	15 pg/l	UJ	0.44	15	<RL
	BA5DC-WO20-2210	15 pg/l	U	0.18	15	<RL
	BA5DC-WO35-2210	15 pg/l	U	0.19	15	<RL
	BA5DC-WO5-2210	15 pg/l	U	0.27	15	<RL
	BA6BC-WO50-2210	15 pg/l	U	0.2	15	<RL

TABLE 2. Results between the RL and MDL - Qualified Data

Method (Matrix) Analyte	Sample Identification	Result	Low-level Detects Final Qualifier*	MDL	RL	Criteria
E1668 (Water)						
PCB-61/70/74/76	BA6BC-WO5-2210	17 pg/l	U	0.12	17	<RL
	BA6B-WO5-2210	15 pg/l	U	0.31	15	<RL
	BA6B-WO75-2210	15 pg/l	U	0.23	15	<RL
	BA6C-WO30-2210	15 pg/l	U	0.15	15	<RL
	BA6C-WO5-2210	15 pg/l	U	0.3	15	<RL
	BA6C-WO55-2210	15 pg/l	U	0.13	15	<RL
	BA6DC-WO20-2210	15 pg/l	U	0.22	15	<RL
	BA6DC-WO35-2210	15 pg/l	U	0.21	15	<RL
	BA6DC-WO5-2210	15 pg/l	U	0.51	15	<RL
	BA7BC-WO50-2210	15 pg/l	U	0.15	15	<RL
	BA7BC-WO5-2210	15 pg/l	U	0.21	15	<RL
	BA7B-WO5-2210	15 pg/l	U	0.15	15	<RL
	BA7B-WO75-2210	15 pg/l	U	0.22	15	<RL
	BA7C-WO30-2210	15 pg/l	UJ	0.6	15	<RL
	BA7C-WO5-2210	15 pg/l	UJ	0.51	15	<RL
	BA7DC-WO20-2210	15 pg/l	U	0.19	15	<RL
	BA7DC-WO35-2210	15 pg/l	U	0.14	15	<RL
	BA7DC-WO35-2210-FD	15 pg/l	U	0.21	15	<RL
	BA7DC-WO35-2210-FD2	15 pg/l	U	0.31	15	<RL
	BA7DC-WO5-2210	15 pg/l	U	0.19	15	<RL
	BA8BC-WO50-2210	15 pg/l	U	0.19	15	<RL
	BA8BC-WO5-2210	15 pg/l	U	0.14	15	<RL
	BA8BC-WO95-2210	15 pg/l	U	0.17	15	<RL
	BA8B-WO145-2210	15 pg/l	U	0.45	15	<RL
	BA8B-WO5-2210	15 pg/l	U	0.048	15	<RL
	BA8B-WO75-2210	15 pg/l	U	0.28	15	<RL
	BA8C-WO30-2210	15 pg/l	UJ	0.95	15	<RL
	BA8C-WO5-2210	15 pg/l	U	0.59	15	<RL
	BA8C-WO55-2210	15 pg/l	U	0.098	15	<RL
	BA8C-WO55-2210-FD	15 pg/l	U	1.4	15	<RL
	BA8C-WO55-2210-FD2	15 pg/l	U	2	15	<RL
	BA8DC-WO20-2210	15 pg/l	U	0.28	15	<RL
	BA8DC-WO35-2210	15 pg/l	U	1.1	15	<RL
	BA8DC-WO5-2210	15 pg/l	U	0.36	15	<RL

TABLE 2. Results between the RL and MDL - Qualified Data

Method (Matrix) Analyte	Sample Identification	Result	Low-level Detects Final Qualifier*	MDL	RL	Criteria
E1668 (Water)						
PCB-61/70/74/76	BA9BC-WO50-2210	15 pg/l	U	0.12	15	<RL
	BA9BC-WO5-2210	15 pg/l	U	0.12	15	<RL
	BA9BC-WO95-2210	15 pg/l	U	0.14	15	<RL
	BA9B-WO145-2210	15 pg/l	UJ	3	15	<RL
	BA9B-WO5-2210	15 pg/l	U	0.13	15	<RL
	BA9B-WO75-2210	15 pg/l	U	0.16	15	<RL
	BA9C-WO30-2210	15 pg/l	U	0.16	15	<RL
	BA9C-WO5-2210	15 pg/l	U	0.12	15	<RL
	BA9C-WO55-2210	15 pg/l	U	0.13	15	<RL
	BA9DC-WO20-2210	15 pg/l	U	0.24	15	<RL
	BA9DC-WO35-2210	15 pg/l	U	0.3	15	<RL
	BA9DC-WO35-2210-FD	15 pg/l	U	0.4	15	<RL
	BA9DC-WO5-2210	15 pg/l	U	0.27	15	<RL
	T11-WO30-2210	15 pg/l	U	0.17	15	<RL
	T11-WO5-2210	15 pg/l	UJ	0.72	15	<RL
	W1-WO30-2210	15 pg/l	U	1.2	15	<RL
	W1-WO5-2210	15 pg/l	U	1.7	15	<RL
	W1-WO55-2210	15 pg/l	U	0.33	15	<RL
	W2-WO100-2210	15 pg/l	U	0.18	15	<RL
	W2-WO195-2210	15 pg/l	U	0.22	15	<RL
	W2-WO5-2210	15 pg/l	U	0.27	15	<RL
	W3-WO100-2210	15 pg/l	U	0.099	15	<RL
	W3-WO195-2210	15 pg/l	U	0.16	15	<RL
	W3-WO5-2210	15 pg/l	U	0.17	15	<RL
	W4-WO100-2210	15 pg/l	U	0.22	15	<RL
	W4-WO195-2210	15 pg/l	U	0.22	15	<RL
	W4-WO5-2210	15 pg/l	U	0.15	15	<RL
	W5-WO30-2210	7.5 pg/l	U	0.18	7.5	<RL
	W5-WO5-2210	7.5 pg/l	U	0.28	7.5	<RL
	W5-WO55-2210	7.5 pg/l	U	0.23	7.5	<RL
	W5-WO55-2210-FD	7.5 pg/l	U	0.21	7.5	<RL
PCB-66	BA10B-WO145-2210	15 pg/l	U	0.98	15	<RL
	BA10B-WO5-2210	15 pg/l	U	0.21	15	<RL
	BA10B-WO75-2210	15 pg/l	U	0.32	15	<RL

TABLE 2. Results between the RL and MDL - Qualified Data

Method (Matrix) Analyte	Sample Identification	Result	Low-level Detects Final Qualifier*	MDL	RL	Criteria
E1668 (Water)						
PCB-66	BA10C-WO30-2210	15 pg/l	UJ	0.73	15	<RL
	BA10C-WO5-2210	15 pg/l	U	0.4	15	<RL
	BA10C-WO55-2210	15 pg/l	U	0.21	15	<RL
	BA10DC-WO20-2210	15 pg/l	U	0.19	15	<RL
	BA10DC-WO35-2210	15 pg/l	U	0.11	15	<RL
	BA10DC-WO5-2210	15 pg/l	UJ	0.38	15	<RL
	BA1B-WO145-2210	15 pg/l	U	0.2	15	<RL
	BA1B-WO5-2210	15 pg/l	U	0.2	15	<RL
	BA1B-WO75-2210	15 pg/l	U	0.26	15	<RL
	BA1C-WO30-2210	15 pg/l	U	0.14	15	<RL
	BA1C-WO5-2210	15 pg/l	UJ	0.5	15	<RL
	BA1C-WO55-2210	15 pg/l	U	0.11	15	<RL
	BA1DC-WO35-2210	3.97 pg/l	U	0.22	15	<RL
	BA1DC-WO5-2210	2.2 pg/l	U	0.59	15	<RL
	BA1DC-WO5-2210-FD	1.4 pg/l	U	0.65	15	<RL
	BA2B-WO145-2210	15 pg/l	U	0.4	15	<RL
	BA2B-WO5-2210	15 pg/l	UJ	0.21	15	<RL
	BA2B-WO75-2210	15 pg/l	U	0.24	15	<RL
	BA2C-WO30-2210	15 pg/l	U	0.13	15	<RL
	BA2C-WO5-2210	15 pg/l	U	0.19	15	<RL
	BA2C-WO55-2210	15 pg/l	U	0.14	15	<RL
	BA2DC-WO20-2210	1.89 pg/l	U	0.34	15	<RL
	BA2DC-WO35-2210	5.57 pg/l	U	0.51	15	<RL
	BA2DC-WO5-2210	1.31 pg/l	U	0.47	15	<RL
	BA3B-WO145-2210	15 pg/l	U	0.2	15	<RL
	BA3B-WO5-2210	15 pg/l	UJ	0.2	15	<RL
	BA3B-WO80-2210	15 pg/l	U	0.13	15	<RL
	BA3C-WO30-2210	15 pg/l	U	0.1	15	<RL
	BA3C-WO5-2210	15 pg/l	U	0.17	15	<RL
	BA3C-WO55-2210	15 pg/l	U	0.18	15	<RL
	BA3DC-WO20-2210	1.6 pg/l	U	0.44	15	<RL
	BA3DC-WO35-2210	4.75 pg/l	U	0.68	15	<RL
	BA3DC-WO5-2210	1.91 pg/l	U	0.28	15	<RL
	BA4B-WO145-2210	15 pg/l	U	0.16	15	<RL

TABLE 2. Results between the RL and MDL - Qualified Data

Method (Matrix) Analyte	Sample Identification	Result	Low-level Detects Final Qualifier*	MDL	RL	Criteria
E1668 (Water)						
PCB-66	BA4B-WO5-2210	15 pg/l	U	0.1	15	<RL
	BA4B-WO75-2210	15 pg/l	U	0.27	15	<RL
	BA4C-WO30-2210	15 pg/l	U	0.88	15	<RL
	BA4C-WO5-2210	15 pg/l	U	0.44	15	<RL
	BA4C-WO55-2210	15 pg/l	U	0.12	15	<RL
	BA4C-WO55-2210-FD	15 pg/l	U	0.34	15	<RL
	BA4C-WO55-2210-FD2	15 pg/l	U	0.06	15	<RL
	BA4DC-WO20-2210	15 pg/l	U	0.18	15	<RL
	BA4DC-WO35-2210	15 pg/l	U	0.13	15	<RL
	BA4DC-WO5-2210	15 pg/l	U	0.17	15	<RL
	BA5B-WO145-2210	13.3 pg/l	J	0.67	15	<RL
	BA5B-WO5-2210	15 pg/l	U	0.16	15	<RL
	BA5B-WO75-2210	15 pg/l	U	0.61	15	<RL
	BA5C-WO30-2210	15 pg/l	U	0.33	15	<RL
	BA5C-WO5-2210	15 pg/l	U	0.23	15	<RL
	BA5C-WO55-2210	15 pg/l	U	0.41	15	<RL
	BA5DC-WO20-2210	15 pg/l	U	0.17	15	<RL
	BA5DC-WO35-2210	15 pg/l	U	0.18	15	<RL
	BA5DC-WO35-2210-FD	10.4 pg/l	J	0.22	15	<RL
	BA5DC-WO5-2210	15 pg/l	U	0.24	15	<RL
	BA6BC-WO50-2210	15 pg/l	U	0.18	15	<RL
	BA6BC-WO5-2210	17 pg/l	UJ	0.11	17	<RL
	BA6BC-WO95-2210	9.84 pg/l	J	0.4	15	<RL
	BA6B-WO145-2210	13.9 pg/l	J+	0.22	15	<RL
	BA6B-WO5-2210	15 pg/l	U	0.29	15	<RL
	BA6B-WO75-2210	15 pg/l	U	0.22	15	<RL
	BA6C-WO30-2210	15 pg/l	U	0.14	15	<RL
	BA6C-WO5-2210	15 pg/l	UJ	0.27	15	<RL
	BA6C-WO55-2210	15 pg/l	U	0.12	15	<RL
	BA6DC-WO20-2210	15 pg/l	U	0.21	15	<RL
	BA6DC-WO35-2210	15 pg/l	U	0.19	15	<RL
	BA6DC-WO5-2210	15 pg/l	U	0.47	15	<RL
	BA7BC-WO50-2210	15 pg/l	U	0.14	15	<RL
	BA7BC-WO5-2210	15 pg/l	U	0.2	15	<RL

TABLE 2. Results between the RL and MDL - Qualified Data

Method (Matrix) Analyte	Sample Identification	Result	Low-level Detects Final Qualifier*	MDL	RL	Criteria
E1668 (Water)						
PCB-66	BA7BC-WO95-2210	10.5 pg/l	J	0.3	15	<RL
	BA7B-WO145-2210	15 pg/l	U	0.16	15	<RL
	BA7B-WO5-2210	15 pg/l	U	0.14	15	<RL
	BA7B-WO75-2210	15 pg/l	U	0.21	15	<RL
	BA7C-WO30-2210	15 pg/l	UJ	0.58	15	<RL
	BA7C-WO5-2210	15 pg/l	UJ	0.5	15	<RL
	BA7C-WO55-2210	9.47 pg/l	J	0.48	15	<RL
	BA7DC-WO20-2210	15 pg/l	U	0.18	15	<RL
	BA7DC-WO35-2210	7.67 pg/l	J	0.13	15	<RL
	BA7DC-WO35-2210-FD	15 pg/l	U	0.19	15	<RL
	BA7DC-WO35-2210-FD2	15 pg/l	U	0.28	15	<RL
	BA7DC-WO5-2210	15 pg/l	U	0.18	15	<RL
	BA8BC-WO50-2210	15 pg/l	U	0.18	15	<RL
	BA8BC-WO5-2210	15 pg/l	U	0.13	15	<RL
	BA8BC-WO95-2210	15 pg/l	U	0.16	15	<RL
	BA8B-WO145-2210	15 pg/l	U	0.42	15	<RL
	BA8B-WO5-2210	15 pg/l	U	0.045	15	<RL
	BA8B-WO75-2210	15 pg/l	U	0.26	15	<RL
	BA8C-WO30-2210	15 pg/l	UJ	0.93	15	<RL
	BA8C-WO5-2210	15 pg/l	U	0.58	15	<RL
	BA8C-WO55-2210	15 pg/l	U	0.091	15	<RL
	BA8C-WO55-2210-FD	15 pg/l	UJ	1.3	15	<RL
	BA8C-WO55-2210-FD2	15 pg/l	UJ	1.9	15	<RL
	BA8DC-WO20-2210	15 pg/l	U	0.27	15	<RL
	BA8DC-WO5-2210	15 pg/l	U	0.35	15	<RL
	BA9BC-WO50-2210	15 pg/l	U	0.11	15	<RL
	BA9BC-WO5-2210	15 pg/l	U	0.12	15	<RL
	BA9BC-WO95-2210	4.44 pg/l	U	0.13	15	<RL
	BA9B-WO145-2210	15 pg/l	U	2.9	15	<RL
	BA9B-WO5-2210	15 pg/l	U	0.12	15	<RL
	BA9B-WO75-2210	15 pg/l	U	0.15	15	<RL
	BA9C-WO30-2210	15 pg/l	U	0.15	15	<RL
	BA9C-WO5-2210	15 pg/l	U	0.12	15	<RL
	BA9C-WO55-2210	15 pg/l	U	0.12	15	<RL

TABLE 2. Results between the RL and MDL - Qualified Data

Method (Matrix) Analyte	Sample Identification	Result	Low-level Detects Final Qualifier*	MDL	RL	Criteria
E1668 (Water)						
PCB-66	BA9DC-WO20-2210	15 pg/l	U	0.23	15	<RL
	BA9DC-WO35-2210	15 pg/l	U	0.29	15	<RL
	BA9DC-WO35-2210-FD	15 pg/l	U	0.39	15	<RL
	BA9DC-WO5-2210	15 pg/l	U	0.26	15	<RL
	T11-WO30-2210	15 pg/l	U	0.16	15	<RL
	T11-WO5-2210	15 pg/l	UJ	0.68	15	<RL
	W1-WO30-2210	1.65 pg/l	U	1.1	15	<RL
	W1-WO55-2210	8.02 pg/l	U	0.3	15	<RL
	W2-WO100-2210	1.01 pg/l	U	0.16	15	<RL
	W2-WO195-2210	2.16 pg/l	U	0.21	15	<RL
	W2-WO5-2210	1 pg/l	U	0.25	15	<RL
	W3-WO100-2210	15 pg/l	U	0.093	15	<RL
	W3-WO195-2210	15 pg/l	U	0.16	15	<RL
	W3-WO5-2210	15 pg/l	U	0.16	15	<RL
	W4-WO100-2210	15 pg/l	U	0.2	15	<RL
	W4-WO195-2210	15 pg/l	U	0.21	15	<RL
	W4-WO5-2210	15 pg/l	U	0.14	15	<RL
	W5-WO30-2210	7.5 pg/l	UJ	0.17	7.5	<RL
	W5-WO5-2210	7.5 pg/l	U	0.26	7.5	<RL
	W5-WO55-2210	7.5 pg/l	UJ	0.22	7.5	<RL
	W5-WO55-2210-FD	7.5 pg/l	U	0.2	7.5	<RL
PCB-77	BA10C-WO55-2210	15 pg/l	U	0.18	15	<RL
	BA10DC-WO20-2210	15 pg/l	UJ	0.16	15	<RL
	BA10DC-WO35-2210	0.49 pg/l	J	0.12	15	<RL
	BA10DC-WO5-2210	15 pg/l	UJ	0.34	15	<RL
	BA1B-WO145-2210	15 pg/l	UJ	0.19	15	<RL
	BA1B-WO5-2210	15 pg/l	UJ	0.18	15	<RL
	BA1B-WO75-2210	15 pg/l	U	0.24	15	<RL
	BA1C-WO30-2210	0.319 pg/l	J	0.13	15	<RL
	BA1C-WO55-2210	0.15 pg/l	UJ	0.1	15	<RL
	BA1DC-WO35-2210	0.28 pg/l	U	0.19	15	<RL
	BA2B-WO145-2210	15 pg/l	U	0.35	15	<RL
	BA2B-WO5-2210	15 pg/l	U	0.2	15	<RL
	BA2C-WO5-2210	0.22 pg/l	UJ	0.18	15	<RL

TABLE 2. Results between the RL and MDL - Qualified Data

Method (Matrix) Analyte	Sample Identification	Result	Low-level Detects Final Qualifier*	MDL	RL	Criteria
E1668 (Water)						
PCB-77	BA2C-WO55-2210	0.383 pg/l	J	0.13	15	<RL
	BA3B-WO80-2210	15 pg/l	UJ	0.14	15	<RL
	BA3C-WO30-2210	0.35 pg/l	UJ	0.099	15	<RL
	BA3C-WO55-2210	15 pg/l	U	0.16	15	<RL
	BA4B-WO145-2210	15 pg/l	U	0.14	15	<RL
	BA4B-WO5-2210	15 pg/l	U	0.081	15	<RL
	BA4C-WO55-2210	15 pg/l	U	0.13	15	<RL
	BA4C-WO55-2210-FD2	15 pg/l	U	0.061	15	<RL
	BA4DC-WO35-2210	0.365 pg/l	J	0.12	15	<RL
	BA5C-WO5-2210	15 pg/l	U	0.22	15	<RL
	BA5DC-WO35-2210-FD	0.605 pg/l	J	0.19	15	<RL
	BA6BC-WO50-2210	15 pg/l	UJ	0.14	15	<RL
	BA6BC-WO5-2210	17 pg/l	UJ	0.11	17	<RL
	BA6BC-WO95-2210	15 pg/l	UJ	0.33	15	<RL
	BA6B-WO145-2210	15 pg/l	U	0.21	15	<RL
	BA6B-WO75-2210	15 pg/l	U	0.21	15	<RL
	BA6C-WO30-2210	15 pg/l	U	0.16	15	<RL
	BA6C-WO55-2210	15 pg/l	U	0.12	15	<RL
	BA6DC-WO35-2210	0.18 pg/l	J	0.16	15	<RL
	BA7BC-WO50-2210	15 pg/l	U	0.12	15	<RL
	BA7BC-WO5-2210	15 pg/l	U	0.16	15	<RL
	BA7BC-WO95-2210	15 pg/l	U	0.25	15	<RL
	BA7B-WO145-2210	15 pg/l	U	0.16	15	<RL
	BA7C-WO55-2210	0.678 pg/l	J	0.45	15	<RL
	BA7DC-WO35-2210	0.586 pg/l	J	0.12	15	<RL
	BA7DC-WO35-2210-FD	0.333 pg/l	J	0.16	15	<RL
	BA7DC-WO35-2210-FD2	0.26 pg/l	J	0.24	15	<RL
	BA7DC-WO5-2210	15 pg/l	U	0.14	15	<RL
	BA8BC-WO50-2210	15 pg/l	U	0.13	15	<RL
	BA8BC-WO5-2210	15 pg/l	U	0.1	15	<RL
	BA8BC-WO95-2210	15 pg/l	U	0.13	15	<RL
	BA8B-WO5-2210	15 pg/l	U	0.039	15	<RL
	BA8B-WO75-2210	15 pg/l	U	0.2	15	<RL
	BA8C-WO55-2210	0.344 pg/l	J	0.1	15	<RL

TABLE 2. Results between the RL and MDL - Qualified Data

Method (Matrix) Analyte	Sample Identification	Result	Low-level Detects Final Qualifier*	MDL	RL	Criteria
E1668 (Water)						
PCB-77	BA9BC-WO50-2210	15 pg/l	U	0.092	15	<RL
	BA9BC-WO95-2210	15 pg/l	U	0.11	15	<RL
	BA9C-WO5-2210	15 pg/l	U	0.1	15	<RL
	BA9C-WO55-2210	15 pg/l	U	0.1	15	<RL
	W3-WO100-2210	15 pg/l	U	0.076	15	<RL
	W3-WO195-2210	15 pg/l	U	0.13	15	<RL
	W3-WO5-2210	15 pg/l	U	0.11	15	<RL
	W4-WO100-2210	15 pg/l	U	0.18	15	<RL
	W4-WO195-2210	15 pg/l	U	0.16	15	<RL
	W4-WO5-2210	15 pg/l	U	0.11	15	<RL
PCB-8	BA10B-WO5-2210	15 pg/l	U	0.61	15	<RL
	BA10B-WO75-2210	15 pg/l	U	0.85	15	<RL
	BA10C-WO55-2210	15 pg/l	U	0.83	15	<RL
	BA10DC-WO20-2210	15 pg/l	UJ	0.8	15	<RL
	BA10DC-WO35-2210	15 pg/l	UJ	0.81	15	<RL
	BA10DC-WO5-2210	15 pg/l	UJ	1	15	<RL
	BA1B-WO145-2210	3.62 pg/l	J	1.2	15	<RL
	BA1B-WO5-2210	11.9 pg/l	J	1.4	15	<RL
	BA1B-WO75-2210	6.31 pg/l	J	2.4	15	<RL
	BA1C-WO30-2210	2.9 pg/l	J	0.38	15	<RL
	BA1C-WO55-2210	1.8 pg/l	UJ	0.27	15	<RL
	BA1DC-WO35-2210	4.63 pg/l	U	0.74	15	<RL
	BA1DC-WO5-2210	6.71 pg/l	U	2.1	15	<RL
	BA1DC-WO5-2210-FD	4.35 pg/l	U	3.1	15	<RL
	BA2B-WO145-2210	4.24 pg/l	J	2.2	15	<RL
	BA2B-WO5-2210	4.9 pg/l	UJ	1.4	15	<RL
	BA2B-WO75-2210	7.89 pg/l	J	1.8	15	<RL
	BA2C-WO30-2210	2.03 pg/l	J	0.47	15	<RL
	BA2C-WO5-2210	2.98 pg/l	J	0.54	15	<RL
	BA2C-WO55-2210	2.84 pg/l	J	0.41	15	<RL
	BA2DC-WO20-2210	1.8 pg/l	U	1.4	15	<RL
	BA2DC-WO35-2210	4.5 pg/l	U	1.3	15	<RL
	BA3B-WO145-2210	15 pg/l	U	0.59	15	<RL
	BA3B-WO5-2210	15 pg/l	UJ	0.5	15	<RL

TABLE 2. Results between the RL and MDL - Qualified Data

Method (Matrix) Analyte	Sample Identification	Result	Low-level Detects Final Qualifier*	MDL	RL	Criteria
E1668 (Water)						
PCB-8	BA3B-WO80-2210	15 pg/l	U	0.46	15	<RL
	BA3C-WO30-2210	1.88 pg/l	J	0.43	15	<RL
	BA3C-WO5-2210	3.88 pg/l	J	0.59	15	<RL
	BA3C-WO55-2210	15 pg/l	U	1.1	15	<RL
	BA3DC-WO5-2210	6.7 pg/l	U	1.4	15	<RL
	BA4B-WO145-2210	15 pg/l	U	0.23	15	<RL
	BA4B-WO5-2210	15 pg/l	U	0.21	15	<RL
	BA4B-WO75-2210	15 pg/l	U	0.4	15	<RL
	BA4C-WO55-2210	15 pg/l	UJ	0.84	15	<RL
	BA4C-WO55-2210-FD	15 pg/l	U	0.78	15	<RL
	BA4C-WO55-2210-FD2	15 pg/l	U	0.43	15	<RL
	BA4DC-WO20-2210	15 pg/l	U	0.34	15	<RL
	BA4DC-WO35-2210	15 pg/l	U	0.18	15	<RL
	BA4DC-WO5-2210	15 pg/l	U	0.21	15	<RL
	BA5B-WO145-2210	15 pg/l	U	2.8	15	<RL
	BA5B-WO5-2210	15 pg/l	U	0.35	15	<RL
	BA5B-WO75-2210	15 pg/l	UJ	1.8	15	<RL
	BA5C-WO5-2210	15 pg/l	UJ	0.64	15	<RL
	BA5C-WO55-2210	15 pg/l	UJ	1.3	15	<RL
	BA5DC-WO20-2210	15 pg/l	U	0.2	15	<RL
	BA5DC-WO35-2210	15 pg/l	U	0.31	15	<RL
	BA5DC-WO35-2210-FD	15 pg/l	U	0.48	15	<RL
	BA5DC-WO5-2210	15 pg/l	U	0.59	15	<RL
	BA6BC-WO50-2210	15 pg/l	U	0.99	15	<RL
	BA6BC-WO5-2210	17 pg/l	U	0.71	17	<RL
	BA6BC-WO95-2210	15 pg/l	UJ	2.1	15	<RL
	BA6B-WO145-2210	15 pg/l	U	0.68	15	<RL
	BA6B-WO5-2210	15 pg/l	U	0.76	15	<RL
	BA6B-WO75-2210	15 pg/l	U	0.57	15	<RL
	BA6C-WO30-2210	15 pg/l	UJ	1	15	<RL
	BA6C-WO55-2210	15 pg/l	U	0.57	15	<RL
	BA6DC-WO20-2210	15 pg/l	U	0.34	15	<RL
	BA6DC-WO35-2210	15 pg/l	U	0.31	15	<RL
	BA6DC-WO5-2210	15 pg/l	U	1.6	15	<RL

TABLE 2. Results between the RL and MDL - Qualified Data

Method (Matrix) / Analyte	Sample Identification	Result	Low-level Detects Final Qualifier*	MDL	RL	Criteria
E1668 (Water)						
PCB-8	BA7BC-WO50-2210	15 pg/l	U	0.23	15	<RL
	BA7BC-WO5-2210	15 pg/l	U	0.49	15	<RL
	BA7BC-WO95-2210	15 pg/l	U	0.43	15	<RL
	BA7B-WO145-2210	15 pg/l	U	0.36	15	<RL
	BA7B-WO5-2210	15 pg/l	U	0.39	15	<RL
	BA7B-WO75-2210	15 pg/l	U	0.54	15	<RL
	BA7C-WO5-2210	15 pg/l	UJ	2.2	15	<RL
	BA7C-WO55-2210	15 pg/l	U	0.58	15	<RL
	BA7DC-WO20-2210	15 pg/l	U	0.63	15	<RL
	BA7DC-WO35-2210	15 pg/l	U	0.15	15	<RL
	BA7DC-WO35-2210-FD	15 pg/l	U	0.38	15	<RL
	BA7DC-WO35-2210-FD2	15 pg/l	U	0.3	15	<RL
	BA7DC-WO5-2210	15 pg/l	U	0.85	15	<RL
	BA8BC-WO50-2210	15 pg/l	U	0.56	15	<RL
	BA8BC-WO5-2210	15 pg/l	U	0.2	15	<RL
	BA8BC-WO95-2210	15 pg/l	U	0.25	15	<RL
	BA8B-WO145-2210	15 pg/l	U	0.57	15	<RL
	BA8B-WO5-2210	15 pg/l	U	0.057	15	<RL
	BA8B-WO75-2210	15 pg/l	U	0.32	15	<RL
	BA8C-WO55-2210	15 pg/l	UJ	0.56	15	<RL
	BA9BC-WO50-2210	15 pg/l	U	0.42	15	<RL
	BA9BC-WO5-2210	15 pg/l	U	0.37	15	<RL
	BA9BC-WO95-2210	15 pg/l	U	0.32	15	<RL
	BA9B-WO5-2210	15 pg/l	U	0.27	15	<RL
	BA9B-WO75-2210	15 pg/l	U	0.43	15	<RL
	BA9C-WO30-2210	15 pg/l	U	0.54	15	<RL
	BA9C-WO5-2210	15 pg/l	U	0.33	15	<RL
	BA9C-WO55-2210	15 pg/l	U	0.38	15	<RL
	BA9DC-WO20-2210	15 pg/l	U	0.52	15	<RL
	BA9DC-WO35-2210-FD	15 pg/l	U	0.92	15	<RL
	BA9DC-WO5-2210	15 pg/l	U	0.62	15	<RL
	T11-WO30-2210	15 pg/l	U	0.88	15	<RL
	T11-WO5-2210	15 pg/l	U	3.8	15	<RL
	W1-WO55-2210	3.87 pg/l	U	0.68	15	<RL

TABLE 2. Results between the RL and MDL - Qualified Data

Method (Matrix) Analyte	Sample Identification	Result	Low-level Detects Final Qualifier*	MDL	RL	Criteria
E1668 (Water)						
PCB-8	W2-WO100-2210	2.72 pg/l	U	0.29	15	<RL
	W2-WO195-2210	3.23 pg/l	U	0.32	15	<RL
	W2-WO5-2210	1.72 pg/l	U	0.56	15	<RL
	W3-WO100-2210	15 pg/l	U	0.12	15	<RL
	W3-WO195-2210	15 pg/l	U	0.23	15	<RL
	W3-WO5-2210	15 pg/l	U	0.73	15	<RL
	W4-WO100-2210	15 pg/l	U	0.32	15	<RL
	W4-WO195-2210	15 pg/l	U	0.46	15	<RL
	W4-WO5-2210	15 pg/l	U	0.35	15	<RL
	W5-WO30-2210	7.5 pg/l	U	0.48	7.5	<RL
	W5-WO5-2210	7.5 pg/l	UJ	1.6	7.5	<RL
	W5-WO55-2210	7.5 pg/l	U	0.8	7.5	<RL
PCB-81	BA10B-WO145-2210	0.8 pg/l	J	0.73	15	<RL
	BA4C-WO55-2210	15 pg/l	U	0.14	15	<RL
	BA4C-WO55-2210-FD2	15 pg/l	U	0.063	15	<RL
	BA6C-WO30-2210	15 pg/l	U	0.16	15	<RL
	BA9C-WO5-2210	0.739 pg/l	J	0.1	15	<RL
	W4-WO5-2210	0.868 pg/l	J	0.11	15	<RL
PCB-83/99	BA10B-WO145-2210	15 pg/l	U	0.63	15	<RL
	BA10B-WO5-2210	15 pg/l	U	0.22	15	<RL
	BA10B-WO75-2210	15 pg/l	U	0.17	15	<RL
	BA10C-WO30-2210	15 pg/l	U	0.28	15	<RL
	BA10C-WO5-2210	15 pg/l	UJ	0.22	15	<RL
	BA10C-WO55-2210	15 pg/l	U	0.12	15	<RL
	BA10DC-WO20-2210	15 pg/l	U	0.17	15	<RL
	BA10DC-WO35-2210	7.31 pg/l	J	1.5	15	<RL
	BA10DC-WO5-2210	15 pg/l	U	0.32	15	<RL
	BA1B-WO145-2210	15 pg/l	U	0.37	15	<RL
	BA1B-WO5-2210	15 pg/l	U	0.42	15	<RL
	BA1B-WO75-2210	15 pg/l	UJ	0.54	15	<RL
	BA1C-WO30-2210	15 pg/l	U	0.23	15	<RL
	BA1C-WO5-2210	15 pg/l	U	0.71	15	<RL
	BA1C-WO55-2210	15 pg/l	UJ	0.17	15	<RL

TABLE 2. Results between the RL and MDL - Qualified Data

Method (Matrix) Analyte	Sample Identification	Result	Low-level Detects Final Qualifier*	MDL	RL	Criteria
E1668 (Water)						
PCB-83/99	BA1DC-WO35-2210	15 pg/l	U	0.21	15	<RL
	BA1DC-WO5-2210	15 pg/l	U	0.55	15	<RL
	BA1DC-WO5-2210-FD	15 pg/l	U	0.63	15	<RL
	BA2B-WO145-2210	15 pg/l	U	0.27	15	<RL
	BA2B-WO5-2210	15 pg/l	U	0.38	15	<RL
	BA2B-WO75-2210	15 pg/l	U	0.53	15	<RL
	BA2C-WO30-2210	15 pg/l	U	0.25	15	<RL
	BA2C-WO5-2210	15 pg/l	UJ	0.44	15	<RL
	BA2C-WO55-2210	15 pg/l	U	0.23	15	<RL
	BA2DC-WO20-2210	15 pg/l	U	0.41	15	<RL
	BA2DC-WO35-2210	15 pg/l	U	0.34	15	<RL
	BA2DC-WO5-2210	15 pg/l	U	0.46	15	<RL
	BA3B-WO145-2210	15 pg/l	U	0.17	15	<RL
	BA3B-WO5-2210	15 pg/l	U	0.23	15	<RL
	BA3B-WO80-2210	15 pg/l	U	0.14	15	<RL
	BA3C-WO30-2210	15 pg/l	U	0.21	15	<RL
	BA3C-WO5-2210	15 pg/l	UJ	0.37	15	<RL
	BA3C-WO55-2210	15 pg/l	UJ	0.46	15	<RL
	BA3DC-WO20-2210	15 pg/l	U	0.39	15	<RL
	BA3DC-WO35-2210	15 pg/l	U	0.55	15	<RL
	BA3DC-WO5-2210	15 pg/l	U	0.37	15	<RL
	BA4B-WO145-2210	15 pg/l	U	0.074	15	<RL
	BA4B-WO5-2210	15 pg/l	U	0.11	15	<RL
	BA4B-WO75-2210	15 pg/l	U	0.17	15	<RL
	BA4C-WO30-2210	15 pg/l	UJ	1.1	15	<RL
	BA4C-WO5-2210	15 pg/l	UJ	0.86	15	<RL
	BA4C-WO55-2210	15 pg/l	U	0.26	15	<RL
	BA4C-WO55-2210-FD	15 pg/l	U	0.59	15	<RL
	BA4C-WO55-2210-FD2	15 pg/l	U	0.08	15	<RL
	BA4DC-WO20-2210	15 pg/l	U	0.12	15	<RL
	BA4DC-WO35-2210	15 pg/l	U	0.085	15	<RL
	BA4DC-WO5-2210	15 pg/l	U	0.084	15	<RL
	BA5B-WO145-2210	8.1 pg/l	UJ	0.67	15	<RL
	BA5B-WO5-2210	15 pg/l	U	0.16	15	<RL

TABLE 2. Results between the RL and MDL - Qualified Data

Method (Matrix) Analyte	Sample Identification	Result	Low-level Detects Final Qualifier*	MDL	RL	Criteria
E1668 (Water)						
PCB-83/99	BA5B-WO75-2210	15 pg/l	U	0.54	15	<RL
	BA5C-WO5-2210	15 pg/l	U	0.32	15	<RL
	BA5C-WO55-2210	15 pg/l	U	0.26	15	<RL
	BA5DC-WO20-2210	15 pg/l	U	0.11	15	<RL
	BA5DC-WO35-2210	15 pg/l	U	0.12	15	<RL
	BA5DC-WO35-2210-FD	9.62 pg/l	J	0.16	15	<RL
	BA5DC-WO5-2210	15 pg/l	U	0.14	15	<RL
	BA6BC-WO50-2210	15 pg/l	U	0.19	15	<RL
	BA6BC-WO5-2210	17 pg/l	U	0.13	17	<RL
	BA6BC-WO95-2210	7.63 pg/l	J	0.42	15	<RL
	BA6B-WO145-2210	8.75 pg/l	J+	0.2	15	<RL
	BA6B-WO5-2210	15 pg/l	U	0.2	15	<RL
	BA6B-WO75-2210	15 pg/l	U	0.2	15	<RL
	BA6C-WO30-2210	15 pg/l	U	0.15	15	<RL
	BA6C-WO5-2210	15 pg/l	U	0.41	15	<RL
	BA6C-WO55-2210	4.9 pg/l	UJ	0.1	15	<RL
	BA6DC-WO20-2210	15 pg/l	U	0.14	15	<RL
	BA6DC-WO35-2210	15 pg/l	U	0.17	15	<RL
	BA6DC-WO5-2210	15 pg/l	U	0.35	15	<RL
	BA7BC-WO50-2210	15 pg/l	U	0.17	15	<RL
	BA7BC-WO5-2210	15 pg/l	U	0.21	15	<RL
	BA7BC-WO95-2210	7.56 pg/l	J	0.22	15	<RL
	BA7B-WO145-2210	15 pg/l	U	0.21	15	<RL
	BA7B-WO5-2210	15 pg/l	U	0.14	15	<RL
	BA7B-WO75-2210	15 pg/l	U	0.23	15	<RL
	BA7C-WO30-2210	15 pg/l	U	1.1	15	<RL
	BA7C-WO5-2210	15 pg/l	UJ	0.88	15	<RL
	BA7C-WO55-2210	7.46 pg/l	J	0.46	15	<RL
	BA7DC-WO20-2210	15 pg/l	U	0.13	15	<RL
	BA7DC-WO35-2210	15 pg/l	U	0.11	15	<RL
	BA7DC-WO35-2210-FD	15 pg/l	U	0.11	15	<RL
	BA7DC-WO35-2210-FD2	15 pg/l	U	0.19	15	<RL
	BA7DC-WO5-2210	15 pg/l	U	0.076	15	<RL
	BA8BC-WO50-2210	15 pg/l	U	0.13	15	<RL

TABLE 2. Results between the RL and MDL - Qualified Data

Method (Matrix) / Analyte	Sample Identification	Result	Low-level Detects Final Qualifier*	MDL	RL	Criteria
E1668 (Water)						
PCB-83/99	BA8BC-WO5-2210	15 pg/l	U	0.12	15	<RL
	BA8BC-WO95-2210	15 pg/l	U	0.12	15	<RL
	BA8B-WO145-2210	15 pg/l	U	0.38	15	<RL
	BA8B-WO5-2210	15 pg/l	U	0.027	15	<RL
	BA8B-WO75-2210	15 pg/l	U	0.16	15	<RL
	BA8C-WO30-2210	15 pg/l	U	1.5	15	<RL
	BA8C-WO5-2210	15 pg/l	UJ	0.6	15	<RL
	BA8C-WO55-2210	15 pg/l	U	0.094	15	<RL
	BA8C-WO55-2210-FD	15 pg/l	UJ	2	15	<RL
	BA8C-WO55-2210-FD2	15 pg/l	UJ	1.9	15	<RL
	BA8DC-WO20-2210	15 pg/l	U	0.15	15	<RL
	BA8DC-WO35-2210	15 pg/l	U	0.43	15	<RL
	BA8DC-WO5-2210	15 pg/l	U	0.21	15	<RL
	BA9BC-WO50-2210	15 pg/l	U	0.28	15	<RL
	BA9BC-WO5-2210	15 pg/l	U	0.21	15	<RL
	BA9BC-WO95-2210	15 pg/l	U	0.2	15	<RL
	BA9B-WO145-2210	15 pg/l	UJ	2.5	15	<RL
	BA9B-WO5-2210	15 pg/l	U	0.18	15	<RL
	BA9B-WO75-2210	15 pg/l	U	0.41	15	<RL
	BA9C-WO30-2210	15 pg/l	U	0.15	15	<RL
	BA9C-WO5-2210	15 pg/l	U	0.14	15	<RL
	BA9C-WO55-2210	15 pg/l	U	0.16	15	<RL
	BA9DC-WO20-2210	15 pg/l	U	0.14	15	<RL
	BA9DC-WO35-2210	15 pg/l	U	0.2	15	<RL
	BA9DC-WO35-2210-FD	15 pg/l	U	0.2	15	<RL
	BA9DC-WO5-2210	15 pg/l	U	0.22	15	<RL
	T11-WO30-2210	15 pg/l	U	0.25	15	<RL
	T11-WO5-2210	15 pg/l	UJ	1	15	<RL
	W1-WO55-2210	15 pg/l	U	0.29	15	<RL
	W2-WO100-2210	15 pg/l	U	0.12	15	<RL
	W2-WO195-2210	15 pg/l	U	0.17	15	<RL
	W2-WO5-2210	15 pg/l	U	0.23	15	<RL
	W3-WO100-2210	15 pg/l	U	0.044	15	<RL
	W3-WO195-2210	15 pg/l	U	0.091	15	<RL

TABLE 2. Results between the RL and MDL - Qualified Data

Method (Matrix) Analyte	Sample Identification	Result	Low-level Detects Final Qualifier*	MDL	RL	Criteria
E1668 (Water)						
PCB-83/99	W3-WO5-2210	15 pg/l	U	0.14	15	<RL
	W4-WO100-2210	15 pg/l	U	0.14	15	<RL
	W4-WO195-2210	15 pg/l	U	0.15	15	<RL
	W4-WO5-2210	15 pg/l	U	0.11	15	<RL
	W5-WO30-2210	7.5 pg/l	UJ	0.084	7.5	<RL
	W5-WO5-2210	7.5 pg/l	U	0.14	7.5	<RL
	W5-WO55-2210	7.5 pg/l	UJ	0.09	7.5	<RL
	W5-WO55-2210-FD	7.5 pg/l	UJ	0.11	7.5	<RL
PCB-85/110/115/116117	BA10B-WO145-2210	15 pg/l	U	0.51	15	<RL
	BA10B-WO5-2210	15 pg/l	U	0.17	15	<RL
	BA10B-WO75-2210	15 pg/l	U	0.13	15	<RL
	BA10C-WO30-2210	15 pg/l	UJ	0.23	15	<RL
	BA10C-WO5-2210	15 pg/l	U	0.17	15	<RL
	BA10C-WO55-2210	15 pg/l	UJ	0.1	15	<RL
	BA10DC-WO20-2210	15 pg/l	U	0.14	15	<RL
	BA10DC-WO35-2210	15 pg/l	U	1.2	15	<RL
	BA10DC-WO5-2210	15 pg/l	U	0.27	15	<RL
	BA1B-WO145-2210	15 pg/l	U	0.3	15	<RL
	BA1B-WO5-2210	15 pg/l	U	0.34	15	<RL
	BA1B-WO75-2210	15 pg/l	U	0.44	15	<RL
	BA1C-WO30-2210	15 pg/l	U	0.19	15	<RL
	BA1C-WO5-2210	15 pg/l	UJ	0.57	15	<RL
	BA1C-WO55-2210	15 pg/l	U	0.13	15	<RL
	BA1DC-WO20-2210	15 pg/l	U	0.68	15	<RL
	BA1DC-WO35-2210	15 pg/l	U	0.16	15	<RL
	BA1DC-WO5-2210	15 pg/l	U	0.42	15	<RL
	BA1DC-WO5-2210-FD	15 pg/l	U	0.47	15	<RL
	BA2B-WO145-2210	15 pg/l	U	0.22	15	<RL
	BA2B-WO5-2210	15 pg/l	U	0.3	15	<RL
	BA2B-WO75-2210	15 pg/l	U	0.43	15	<RL
	BA2C-WO30-2210	15 pg/l	U	0.2	15	<RL
	BA2C-WO5-2210	15 pg/l	U	0.34	15	<RL
	BA2C-WO55-2210	15 pg/l	U	0.17	15	<RL
	BA2DC-WO20-2210	15 pg/l	U	0.31	15	<RL

TABLE 2. Results between the RL and MDL - Qualified Data

Method (Matrix) Analyte	Sample Identification	Result	Low-level Detects Final Qualifier*	MDL	RL	Criteria
E1668 (Water)						
PCB-85/110/115/116117	BA2DC-WO35-2210	15 pg/l	U	0.26	15	<RL
	BA2DC-WO5-2210	15 pg/l	U	0.35	15	<RL
	BA3B-WO145-2210	15 pg/l	U	0.14	15	<RL
	BA3B-WO5-2210	15 pg/l	U	0.18	15	<RL
	BA3B-WO80-2210	15 pg/l	U	0.11	15	<RL
	BA3C-WO30-2210	15 pg/l	U	0.16	15	<RL
	BA3C-WO5-2210	15 pg/l	U	0.28	15	<RL
	BA3C-WO55-2210	15 pg/l	U	0.37	15	<RL
	BA3DC-WO20-2210	15 pg/l	U	0.29	15	<RL
	BA3DC-WO35-2210	15 pg/l	U	0.42	15	<RL
	BA3DC-WO5-2210	15 pg/l	U	0.28	15	<RL
	BA4B-WO5-2210	15 pg/l	U	0.23	15	<RL
	BA4B-WO75-2210	15 pg/l	U	0.36	15	<RL
	BA4C-WO5-2210	15 pg/l	U	0.68	15	<RL
	BA4C-WO55-2210-FD	15 pg/l	U	0.45	15	<RL
	BA4C-WO55-2210-FD2	15 pg/l	U	0.16	15	<RL
	BA4DC-WO20-2210	15 pg/l	U	0.089	15	<RL
	BA4DC-WO35-2210	15 pg/l	U	0.066	15	<RL
	BA4DC-WO5-2210	15 pg/l	U	0.063	15	<RL
	BA5B-WO5-2210	15 pg/l	U	0.13	15	<RL
	BA5B-WO75-2210	15 pg/l	U	0.42	15	<RL
	BA5C-WO5-2210	15 pg/l	U	0.25	15	<RL
	BA5C-WO55-2210	15 pg/l	U	0.2	15	<RL
	BA5DC-WO20-2210	15 pg/l	U	0.084	15	<RL
	BA5DC-WO35-2210	15 pg/l	U	0.092	15	<RL
	BA5DC-WO5-2210	15 pg/l	U	0.11	15	<RL
	BA6BC-WO50-2210	15 pg/l	U	0.14	15	<RL
	BA6BC-WO5-2210	17 pg/l	U	0.26	17	<RL
	BA6B-WO5-2210	15 pg/l	U	0.15	15	<RL
	BA6B-WO75-2210	15 pg/l	U	0.15	15	<RL
	BA6C-WO30-2210	15 pg/l	U	0.31	15	<RL
	BA6C-WO5-2210	15 pg/l	U	0.3	15	<RL
	BA6DC-WO20-2210	15 pg/l	U	0.11	15	<RL
	BA6DC-WO35-2210	15 pg/l	U	0.13	15	<RL

TABLE 2. Results between the RL and MDL - Qualified Data

Method (Matrix) Analyte	Sample Identification	Result	Low-level Detects Final Qualifier*	MDL	RL	Criteria
E1668 (Water)						
PCB-85/110/115/116117	BA6DC-WO5-2210	15 pg/l	U	0.26	15	<RL
	BA7BC-WO5-2210	15 pg/l	U	0.44	15	<RL
	BA7BC-WO95-2210	15 pg/l	U	0.46	15	<RL
	BA7B-WO5-2210	15 pg/l	U	0.11	15	<RL
	BA7B-WO75-2210	15 pg/l	U	0.18	15	<RL
	BA7C-WO30-2210	15 pg/l	U	0.84	15	<RL
	BA7C-WO5-2210	15 pg/l	UJ	0.68	15	<RL
	BA7DC-WO20-2210	15 pg/l	U	0.11	15	<RL
	BA7DC-WO35-2210	15 pg/l	U	0.083	15	<RL
	BA7DC-WO35-2210-FD	15 pg/l	U	0.083	15	<RL
	BA7DC-WO35-2210-FD2	15 pg/l	U	0.14	15	<RL
	BA7DC-WO5-2210	15 pg/l	U	0.063	15	<RL
	BA8B-WO145-2210	15 pg/l	U	0.81	15	<RL
	BA8B-WO5-2210	15 pg/l	U	0.057	15	<RL
	BA8B-WO75-2210	15 pg/l	U	0.11	15	<RL
	BA8C-WO30-2210	15 pg/l	U	1.2	15	<RL
	BA8C-WO5-2210	15 pg/l	UJ	0.46	15	<RL
	BA8C-WO55-2210-FD	15 pg/l	UJ	1.6	15	<RL
	BA8C-WO55-2210-FD2	15 pg/l	UJ	1.5	15	<RL
	BA8DC-WO20-2210	15 pg/l	U	0.12	15	<RL
	BA8DC-WO35-2210	15 pg/l	U	0.34	15	<RL
	BA8DC-WO5-2210	15 pg/l	U	0.16	15	<RL
	BA9BC-WO50-2210	15 pg/l	U	0.21	15	<RL
	BA9BC-WO5-2210	15 pg/l	U	0.16	15	<RL
	BA9BC-WO95-2210	15 pg/l	U	0.16	15	<RL
	BA9B-WO145-2210	15 pg/l	U	1.9	15	<RL
	BA9B-WO5-2210	15 pg/l	U	0.14	15	<RL
	BA9B-WO75-2210	15 pg/l	U	0.32	15	<RL
	BA9C-WO30-2210	15 pg/l	U	0.12	15	<RL
	BA9C-WO5-2210	15 pg/l	U	0.11	15	<RL
	BA9C-WO55-2210	15 pg/l	U	0.12	15	<RL
	BA9DC-WO20-2210	15 pg/l	U	0.11	15	<RL
	BA9DC-WO35-2210	15 pg/l	U	0.16	15	<RL
	BA9DC-WO35-2210-FD	15 pg/l	U	0.16	15	<RL

TABLE 2. Results between the RL and MDL - Qualified Data

Method (Matrix) Analyte	Sample Identification	Result	Low-level Detects Final Qualifier*	MDL	RL	Criteria
E1668 (Water)						
PCB-85/110/115/116117	BA9DC-WO5-2210	15 pg/l	U	0.18	15	<RL
	T11-WO30-2210	15 pg/l	U	0.19	15	<RL
	T11-WO5-2210	15 pg/l	UJ	0.82	15	<RL
	W1-WO30-2210	15 pg/l	U	0.65	15	<RL
	W1-WO5-2210	15 pg/l	U	0.82	15	<RL
	W1-WO55-2210	15 pg/l	U	0.22	15	<RL
	W2-WO100-2210	15 pg/l	U	0.094	15	<RL
	W2-WO195-2210	15 pg/l	U	0.13	15	<RL
	W2-WO5-2210	15 pg/l	U	0.18	15	<RL
	W3-WO100-2210	15 pg/l	U	0.093	15	<RL
	W3-WO195-2210	15 pg/l	U	0.19	15	<RL
	W3-WO5-2210	15 pg/l	U	0.3	15	<RL
	W4-WO100-2210	15 pg/l	U	0.29	15	<RL
	W4-WO5-2210	15 pg/l	U	0.24	15	<RL
	W5-WO30-2210	7.5 pg/l	U	0.07	7.5	<RL
	W5-WO5-2210	7.5 pg/l	U	0.12	7.5	<RL
	W5-WO55-2210	7.5 pg/l	U	0.075	7.5	<RL
	W5-WO55-2210-FD	7.5 pg/l	U	0.093	7.5	<RL
PCB-86/87/97/108/119/125	BA10B-WO145-2210	15 pg/l	U	0.53	15	<RL
	BA10B-WO5-2210	15 pg/l	U	0.18	15	<RL
	BA10B-WO75-2210	15 pg/l	U	0.14	15	<RL
	BA10C-WO30-2210	15 pg/l	U	0.24	15	<RL
	BA10C-WO5-2210	15 pg/l	U	0.18	15	<RL
	BA10C-WO55-2210	15 pg/l	UJ	0.1	15	<RL
	BA10DC-WO20-2210	15 pg/l	U	0.14	15	<RL
	BA10DC-WO35-2210	15 pg/l	U	1.2	15	<RL
	BA10DC-WO5-2210	15 pg/l	U	0.27	15	<RL
	BA1B-WO145-2210	15 pg/l	U	0.3	15	<RL
	BA1B-WO5-2210	15 pg/l	U	0.35	15	<RL
	BA1B-WO75-2210	15 pg/l	U	0.45	15	<RL
	BA1C-WO30-2210	15 pg/l	U	0.19	15	<RL
	BA1C-WO5-2210	15 pg/l	UJ	0.59	15	<RL
	BA1C-WO55-2210	15 pg/l	U	0.14	15	<RL
	BA1DC-WO35-2210	15 pg/l	U	0.17	15	<RL

TABLE 2. Results between the RL and MDL - Qualified Data

Method (Matrix) Analyte	Sample Identification	Result	Low-level Detects Final Qualifier*	MDL	RL	Criteria
E1668 (Water)						
PCB-86/87/97/108/119/125	BA1DC-WO5-2210	15 pg/l	U	0.44	15	<RL
	BA1DC-WO5-2210-FD	15 pg/l	U	0.5	15	<RL
	BA2B-WO145-2210	15 pg/l	U	0.23	15	<RL
	BA2B-WO5-2210	15 pg/l	U	0.31	15	<RL
	BA2B-WO75-2210	15 pg/l	U	0.44	15	<RL
	BA2C-WO30-2210	15 pg/l	U	0.21	15	<RL
	BA2C-WO5-2210	15 pg/l	U	0.36	15	<RL
	BA2C-WO55-2210	15 pg/l	U	0.18	15	<RL
	BA2DC-WO20-2210	15 pg/l	U	0.33	15	<RL
	BA2DC-WO35-2210	15 pg/l	U	0.28	15	<RL
	BA2DC-WO5-2210	15 pg/l	U	0.37	15	<RL
	BA3B-WO145-2210	15 pg/l	U	0.14	15	<RL
	BA3B-WO5-2210	15 pg/l	UJ	0.18	15	<RL
	BA3B-WO80-2210	15 pg/l	U	0.11	15	<RL
	BA3C-WO30-2210	15 pg/l	U	0.17	15	<RL
	BA3C-WO5-2210	15 pg/l	U	0.3	15	<RL
	BA3C-WO55-2210	15 pg/l	U	0.39	15	<RL
	BA3DC-WO20-2210	15 pg/l	U	0.31	15	<RL
	BA3DC-WO35-2210	15 pg/l	U	0.45	15	<RL
	BA3DC-WO5-2210	15 pg/l	U	0.3	15	<RL
	BA4B-WO145-2210	15 pg/l	U	0.062	15	<RL
	BA4B-WO5-2210	15 pg/l	U	0.091	15	<RL
	BA4B-WO75-2210	15 pg/l	U	0.14	15	<RL
	BA4C-WO30-2210	15 pg/l	UJ	0.85	15	<RL
	BA4C-WO55-2210	15 pg/l	U	0.2	15	<RL
	BA4C-WO55-2210-FD	15 pg/l	U	0.47	15	<RL
	BA4C-WO55-2210-FD2	15 pg/l	U	0.062	15	<RL
	BA4DC-WO20-2210	15 pg/l	U	0.094	15	<RL
	BA4DC-WO35-2210	15 pg/l	U	0.069	15	<RL
	BA4DC-WO5-2210	15 pg/l	U	0.067	15	<RL
	BA5B-WO145-2210	10.7 pg/l	J	0.54	15	<RL
	BA5B-WO5-2210	15 pg/l	U	0.13	15	<RL
	BA5B-WO75-2210	15 pg/l	U	0.44	15	<RL
	BA5C-WO30-2210	15 pg/l	U	0.48	15	<RL

TABLE 2. Results between the RL and MDL - Qualified Data

Method (Matrix) Analyte	Sample Identification	Result	Low-level Detects Final Qualifier*	MDL	RL	Criteria
E1668 (Water)						
PCB-86/87/97/108/119/125	BA5C-WO5-2210	15 pg/l	U	0.26	15	<RL
	BA5C-WO55-2210	15 pg/l	UJ	0.2	15	<RL
	BA5DC-WO20-2210	15 pg/l	U	0.09	15	<RL
	BA5DC-WO35-2210	15 pg/l	U	0.099	15	<RL
	BA5DC-WO35-2210-FD	9.84 pg/l	J	0.13	15	<RL
	BA5DC-WO5-2210	15 pg/l	U	0.11	15	<RL
	BA6BC-WO50-2210	15 pg/l	U	0.15	15	<RL
	BA6BC-WO5-2210	17 pg/l	U	0.099	17	<RL
	BA6BC-WO95-2210	15 pg/l	U	0.33	15	<RL
	BA6B-WO145-2210	15 pg/l	U	0.16	15	<RL
	BA6B-WO5-2210	15 pg/l	U	0.16	15	<RL
	BA6B-WO75-2210	15 pg/l	U	0.16	15	<RL
	BA6C-WO30-2210	15 pg/l	U	0.12	15	<RL
	BA6C-WO5-2210	15 pg/l	U	0.32	15	<RL
	BA6C-WO55-2210	15 pg/l	U	0.079	15	<RL
	BA6DC-WO20-2210	15 pg/l	U	0.12	15	<RL
	BA6DC-WO35-2210	15 pg/l	U	0.14	15	<RL
	BA6DC-WO5-2210	15 pg/l	U	0.28	15	<RL
	BA7BC-WO50-2210	15 pg/l	U	0.14	15	<RL
	BA7BC-WO5-2210	15 pg/l	U	0.17	15	<RL
	BA7BC-WO95-2210	15 pg/l	U	0.18	15	<RL
	BA7B-WO145-2210	15 pg/l	U	0.17	15	<RL
	BA7B-WO5-2210	15 pg/l	U	0.11	15	<RL
	BA7B-WO75-2210	15 pg/l	U	0.19	15	<RL
	BA7C-WO30-2210	15 pg/l	U	0.85	15	<RL
	BA7C-WO5-2210	15 pg/l	UJ	0.69	15	<RL
	BA7C-WO55-2210	7.37 pg/l	J	0.36	15	<RL
	BA7DC-WO20-2210	15 pg/l	U	0.11	15	<RL
	BA7DC-WO35-2210	15 pg/l	U	0.089	15	<RL
	BA7DC-WO35-2210-FD	15 pg/l	U	0.089	15	<RL
	BA7DC-WO35-2210-FD2	15 pg/l	U	0.16	15	<RL
	BA7DC-WO5-2210	15 pg/l	U	0.065	15	<RL
	BA8BC-WO50-2210	15 pg/l	U	0.11	15	<RL
	BA8BC-WO5-2210	15 pg/l	U	0.1	15	<RL

TABLE 2. Results between the RL and MDL - Qualified Data

Method (Matrix) Analyte	Sample Identification	Result	Low-level Detects Final Qualifier*	MDL	RL	Criteria
E1668 (Water)						
PCB-86/87/97/108/119/125	BA8BC-WO95-2210	15 pg/l	U	0.1	15	<RL
	BA8B-WO145-2210	15 pg/l	U	0.32	15	<RL
	BA8B-WO5-2210	15 pg/l	U	0.022	15	<RL
	BA8B-WO75-2210	15 pg/l	U	0.12	15	<RL
	BA8C-WO5-2210	15 pg/l	UJ	0.47	15	<RL
	BA8C-WO55-2210	15 pg/l	U	0.073	15	<RL
	BA8C-WO55-2210-FD	15 pg/l	U	1.6	15	<RL
	BA8DC-WO20-2210	15 pg/l	U	0.13	15	<RL
	BA8DC-WO35-2210	15 pg/l	U	0.36	15	<RL
	BA8DC-WO5-2210	15 pg/l	U	0.17	15	<RL
	BA9BC-WO50-2210	15 pg/l	U	0.23	15	<RL
	BA9BC-WO5-2210	15 pg/l	U	0.17	15	<RL
	BA9BC-WO95-2210	15 pg/l	U	0.17	15	<RL
	BA9B-WO145-2210	15 pg/l	UJ	2	15	<RL
	BA9B-WO5-2210	15 pg/l	U	0.15	15	<RL
	BA9B-WO75-2210	15 pg/l	U	0.33	15	<RL
	BA9C-WO30-2210	15 pg/l	U	0.13	15	<RL
	BA9C-WO5-2210	15 pg/l	U	0.12	15	<RL
	BA9C-WO55-2210	15 pg/l	U	0.13	15	<RL
	BA9DC-WO20-2210	15 pg/l	U	0.12	15	<RL
	BA9DC-WO35-2210	15 pg/l	U	0.17	15	<RL
	BA9DC-WO35-2210-FD	15 pg/l	U	0.17	15	<RL
	BA9DC-WO5-2210	15 pg/l	U	0.19	15	<RL
	T11-WO30-2210	15 pg/l	U	0.2	15	<RL
	T11-WO5-2210	15 pg/l	U	0.84	15	<RL
	W1-WO30-2210	15 pg/l	U	0.68	15	<RL
	W1-WO55-2210	15 pg/l	U	0.24	15	<RL
	W2-WO100-2210	15 pg/l	U	0.1	15	<RL
	W2-WO195-2210	15 pg/l	U	0.14	15	<RL
	W2-WO5-2210	15 pg/l	U	0.19	15	<RL
	W3-WO100-2210	15 pg/l	U	0.037	15	<RL
	W3-WO195-2210	15 pg/l	U	0.076	15	<RL
	W3-WO5-2210	15 pg/l	U	0.12	15	<RL
	W4-WO100-2210	15 pg/l	U	0.12	15	<RL

TABLE 2. Results between the RL and MDL - Qualified Data

Method (Matrix) Analyte	Sample Identification	Result	Low-level Detects Final Qualifier*	MDL	RL	Criteria
E1668 (Water)						
PCB-86/87/97/108/119/125	W4-WO195-2210	15 pg/l	U	0.13	15	<RL
	W4-WO5-2210	15 pg/l	U	0.093	15	<RL
	W5-WO30-2210	7.5 pg/l	U	0.071	7.5	<RL
	W5-WO5-2210	7.5 pg/l	U	0.12	7.5	<RL
	W5-WO55-2210	7.5 pg/l	U	0.076	7.5	<RL
	W5-WO55-2210-FD	7.5 pg/l	U	0.094	7.5	<RL
PCB-90/101/113	BA10B-WO145-2210	15 pg/l	U	0.52	15	<RL
	BA10B-WO5-2210	15 pg/l	U	0.18	15	<RL
	BA10B-WO75-2210	15 pg/l	U	0.14	15	<RL
	BA10C-WO30-2210	15 pg/l	U	0.24	15	<RL
	BA10C-WO5-2210	15 pg/l	U	0.18	15	<RL
	BA10C-WO55-2210	15 pg/l	U	0.1	15	<RL
	BA10DC-WO20-2210	15 pg/l	U	0.14	15	<RL
	BA10DC-WO35-2210	15 pg/l	UJ	1.2	15	<RL
	BA10DC-WO5-2210	15 pg/l	U	0.27	15	<RL
	BA1B-WO145-2210	15 pg/l	U	0.31	15	<RL
	BA1B-WO5-2210	15 pg/l	U	0.35	15	<RL
	BA1B-WO75-2210	15 pg/l	UJ	0.45	15	<RL
	BA1C-WO30-2210	15 pg/l	U	0.19	15	<RL
	BA1C-WO5-2210	15 pg/l	UJ	0.59	15	<RL
	BA1C-WO55-2210	15 pg/l	U	0.14	15	<RL
	BA1DC-WO20-2210	15 pg/l	U	0.74	15	<RL
	BA1DC-WO35-2210	15 pg/l	U	0.18	15	<RL
	BA1DC-WO5-2210	15 pg/l	U	0.45	15	<RL
	BA1DC-WO5-2210-FD	15 pg/l	U	0.51	15	<RL
	BA2B-WO145-2210	15 pg/l	U	0.23	15	<RL
	BA2B-WO5-2210	15 pg/l	U	0.32	15	<RL
	BA2B-WO75-2210	15 pg/l	U	0.44	15	<RL
	BA2C-WO30-2210	15 pg/l	U	0.21	15	<RL
	BA2C-WO5-2210	15 pg/l	U	0.36	15	<RL
	BA2C-WO55-2210	15 pg/l	U	0.19	15	<RL
	BA2DC-WO20-2210	15 pg/l	U	0.34	15	<RL
	BA2DC-WO35-2210	15 pg/l	U	0.28	15	<RL
	BA2DC-WO5-2210	15 pg/l	U	0.38	15	<RL

TABLE 2. Results between the RL and MDL - Qualified Data

Method (Matrix) Analyte	Sample Identification	Result	Low-level Detects Final Qualifier*	MDL	RL	Criteria
E1668 (Water)						
PCB-90/101/113	BA3B-WO145-2210	15 pg/l	U	0.14	15	<RL
	BA3B-WO5-2210	15 pg/l	U	0.19	15	<RL
	BA3B-WO80-2210	15 pg/l	U	0.11	15	<RL
	BA3C-WO30-2210	15 pg/l	U	0.18	15	<RL
	BA3C-WO5-2210	15 pg/l	U	0.3	15	<RL
	BA3C-WO55-2210	15 pg/l	UJ	0.38	15	<RL
	BA3DC-WO20-2210	15 pg/l	U	0.32	15	<RL
	BA3DC-WO35-2210	15 pg/l	U	0.46	15	<RL
	BA3DC-WO5-2210	15 pg/l	U	0.31	15	<RL
	BA4B-WO145-2210	15 pg/l	U	0.063	15	<RL
	BA4B-WO5-2210	15 pg/l	U	0.092	15	<RL
	BA4B-WO75-2210	15 pg/l	U	0.14	15	<RL
	BA4C-WO30-2210	15 pg/l	U	0.86	15	<RL
	BA4C-WO5-2210	15 pg/l	U	0.71	15	<RL
	BA4C-WO55-2210	15 pg/l	U	0.2	15	<RL
	BA4C-WO55-2210-FD	15 pg/l	UJ	0.48	15	<RL
	BA4C-WO55-2210-FD2	15 pg/l	U	0.063	15	<RL
	BA4DC-WO20-2210	15 pg/l	U	0.095	15	<RL
	BA4DC-WO35-2210	15 pg/l	U	0.07	15	<RL
	BA4DC-WO5-2210	15 pg/l	U	0.069	15	<RL
	BA5B-WO145-2210	13 pg/l	UJ	0.53	15	<RL
	BA5B-WO5-2210	15 pg/l	U	0.14	15	<RL
	BA5B-WO75-2210	15 pg/l	UJ	0.44	15	<RL
	BA5C-WO30-2210	15 pg/l	U	0.48	15	<RL
	BA5C-WO5-2210	15 pg/l	UJ	0.26	15	<RL
	BA5C-WO55-2210	15 pg/l	UJ	0.21	15	<RL
	BA5DC-WO20-2210	15 pg/l	U	0.092	15	<RL
	BA5DC-WO35-2210	15 pg/l	U	0.1	15	<RL
	BA5DC-WO35-2210-FD	13.2 pg/l	J	0.13	15	<RL
	BA5DC-WO5-2210	15 pg/l	U	0.12	15	<RL
	BA6BC-WO50-2210	15 pg/l	U	0.15	15	<RL
	BA6BC-WO5-2210	17 pg/l	U	0.1	17	<RL
	BA6BC-WO95-2210	12.7 pg/l	J	0.34	15	<RL
	BA6B-WO145-2210	15 pg/l	U	0.16	15	<RL

TABLE 2. Results between the RL and MDL - Qualified Data

Method (Matrix) Analyte	Sample Identification	Result	Low-level Detects Final Qualifier*	MDL	RL	Criteria
E1668 (Water)						
PCB-90/101/113	BA6B-WO5-2210	15 pg/l	U	0.16	15	<RL
	BA6B-WO75-2210	15 pg/l	U	0.16	15	<RL
	BA6C-WO30-2210	15 pg/l	U	0.12	15	<RL
	BA6C-WO5-2210	15 pg/l	U	0.33	15	<RL
	BA6C-WO55-2210	15 pg/l	U	0.079	15	<RL
	BA6DC-WO20-2210	15 pg/l	U	0.12	15	<RL
	BA6DC-WO35-2210	15 pg/l	U	0.14	15	<RL
	BA6DC-WO5-2210	15 pg/l	U	0.29	15	<RL
	BA7BC-WO50-2210	15 pg/l	U	0.14	15	<RL
	BA7BC-WO5-2210	15 pg/l	U	0.17	15	<RL
	BA7BC-WO95-2210	15 pg/l	U	0.19	15	<RL
	BA7B-WO145-2210	15 pg/l	U	0.17	15	<RL
	BA7B-WO5-2210	15 pg/l	U	0.11	15	<RL
	BA7B-WO75-2210	15 pg/l	U	0.19	15	<RL
	BA7C-WO30-2210	15 pg/l	U	0.83	15	<RL
	BA7C-WO5-2210	15 pg/l	UJ	0.67	15	<RL
	BA7C-WO55-2210	10.4 pg/l	J	0.35	15	<RL
	BA7DC-WO20-2210	15 pg/l	U	0.11	15	<RL
	BA7DC-WO35-2210	15 pg/l	U	0.091	15	<RL
	BA7DC-WO35-2210-FD	15 pg/l	U	0.091	15	<RL
	BA7DC-WO35-2210-FD2	15 pg/l	U	0.16	15	<RL
	BA7DC-WO5-2210	15 pg/l	U	0.065	15	<RL
	BA8BC-WO50-2210	15 pg/l	U	0.11	15	<RL
	BA8BC-WO5-2210	15 pg/l	U	0.1	15	<RL
	BA8BC-WO95-2210	15 pg/l	U	0.1	15	<RL
	BA8B-WO145-2210	15 pg/l	U	0.32	15	<RL
	BA8B-WO5-2210	15 pg/l	U	0.022	15	<RL
	BA8B-WO75-2210	15 pg/l	U	0.13	15	<RL
	BA8C-WO30-2210	15 pg/l	UJ	1.2	15	<RL
	BA8C-WO5-2210	15 pg/l	UJ	0.46	15	<RL
	BA8C-WO55-2210	15 pg/l	U	0.073	15	<RL
	BA8C-WO55-2210-FD	15 pg/l	U	1.6	15	<RL
	BA8C-WO55-2210-FD2	15 pg/l	UJ	1.5	15	<RL
	BA8DC-WO20-2210	15 pg/l	U	0.13	15	<RL

TABLE 2. Results between the RL and MDL - Qualified Data

Method (Matrix) Analyte	Sample Identification	Result	Low-level Detects Final Qualifier*	MDL	RL	Criteria
E1668 (Water)						
PCB-90/101/113	BA8DC-WO35-2210	15 pg/l	U	0.35	15	<RL
	BA8DC-WO5-2210	15 pg/l	U	0.17	15	<RL
	BA9BC-WO50-2210	15 pg/l	U	0.23	15	<RL
	BA9BC-WO5-2210	15 pg/l	U	0.17	15	<RL
	BA9BC-WO95-2210	15 pg/l	U	0.17	15	<RL
	BA9B-WO145-2210	15 pg/l	UJ	2	15	<RL
	BA9B-WO5-2210	15 pg/l	U	0.15	15	<RL
	BA9B-WO75-2210	15 pg/l	U	0.34	15	<RL
	BA9C-WO30-2210	15 pg/l	U	0.13	15	<RL
	BA9C-WO5-2210	15 pg/l	U	0.12	15	<RL
	BA9C-WO55-2210	15 pg/l	U	0.13	15	<RL
	BA9DC-WO20-2210	15 pg/l	U	0.12	15	<RL
	BA9DC-WO35-2210	15 pg/l	U	0.17	15	<RL
	BA9DC-WO35-2210-FD	15 pg/l	U	0.17	15	<RL
	BA9DC-WO5-2210	15 pg/l	U	0.18	15	<RL
	T11-WO30-2210	15 pg/l	U	0.2	15	<RL
	T11-WO5-2210	15 pg/l	U	0.83	15	<RL
	W1-WO55-2210	15 pg/l	U	0.24	15	<RL
	W2-WO100-2210	15 pg/l	U	0.1	15	<RL
	W2-WO195-2210	15 pg/l	U	0.14	15	<RL
	W2-WO5-2210	15 pg/l	U	0.19	15	<RL
	W3-WO100-2210	15 pg/l	U	0.038	15	<RL
	W3-WO195-2210	15 pg/l	U	0.077	15	<RL
	W3-WO5-2210	15 pg/l	U	0.12	15	<RL
	W4-WO100-2210	15 pg/l	U	0.12	15	<RL
	W4-WO195-2210	15 pg/l	U	0.13	15	<RL
	W4-WO5-2210	15 pg/l	U	0.093	15	<RL
	W5-WO30-2210	7.5 pg/l	U	0.071	7.5	<RL
	W5-WO5-2210	7.5 pg/l	U	0.12	7.5	<RL
	W5-WO55-2210	7.5 pg/l	U	0.076	7.5	<RL
	W5-WO55-2210-FD	7.5 pg/l	U	0.094	7.5	<RL
Total PCBs	BA10B-WO145-2210	480 pg/l	U	0	480	<RL
	BA10B-WO5-2210	480 pg/l	U	0	480	<RL
	BA10B-WO75-2210	480 pg/l	U	0	480	<RL

TABLE 2. Results between the RL and MDL - Qualified Data

Method (Matrix) / Analyte	Sample Identification	Result	Low-level Detects Final Qualifier*	MDL	RL	Criteria
E1668 (Water)						
Total PCBs	BA10C-WO30-2210	480 pg/l	U	0	480	<RL
	BA10C-WO5-2210	480 pg/l	U	0	480	<RL
	BA10C-WO55-2210	480 pg/l	U	0	480	<RL
	BA10DC-WO20-2210	480 pg/l	U	0	480	<RL
	BA10DC-WO35-2210	480 pg/l	J	0	480	<RL
	BA10DC-WO5-2210	480 pg/l	U	0	480	<RL
	BA1B-WO145-2210	480 pg/l	J	0	480	<RL
	BA1B-WO5-2210	480 pg/l	J	0	480	<RL
	BA1B-WO75-2210	480 pg/l	J	0	480	<RL
	BA1C-WO30-2210	480 pg/l	J	0	480	<RL
	BA1C-WO5-2210	480 pg/l	J	0	480	<RL
	BA1C-WO55-2210	480 pg/l	J	0	480	<RL
	BA1DC-WO20-2210	480 pg/l	J	0	480	<RL
	BA1DC-WO35-2210	480 pg/l	J	0	480	<RL
	BA1DC-WO5-2210	480 pg/l	J	0	480	<RL
	BA1DC-WO5-2210-FD	480 pg/l	J	0	480	<RL
	BA2B-WO145-2210	480 pg/l	J	0	480	<RL
	BA2B-WO5-2210	490 pg/l	J	0	490	<RL
	BA2B-WO75-2210	480 pg/l	J	0	480	<RL
	BA2C-WO30-2210	480 pg/l	J	0	480	<RL
	BA2C-WO5-2210	480 pg/l	J	0	480	<RL
	BA2C-WO55-2210	480 pg/l	J	0	480	<RL
	BA2DC-WO20-2210	480 pg/l	J	0	480	<RL
	BA2DC-WO35-2210	480 pg/l	J	0	480	<RL
	BA2DC-WO5-2210	480 pg/l	J	0	480	<RL
	BA3B-WO145-2210	480 pg/l	J	0	480	<RL
	BA3B-WO5-2210	480 pg/l	J	0	480	<RL
	BA3B-WO80-2210	480 pg/l	J	0	480	<RL
	BA3C-WO30-2210	480 pg/l	J	0	480	<RL
	BA3C-WO5-2210	480 pg/l	J	0	480	<RL
	BA3C-WO55-2210	480 pg/l	J	0	480	<RL
	BA3DC-WO20-2210	480 pg/l	J	0	480	<RL
	BA3DC-WO35-2210	480 pg/l	J	0	480	<RL
	BA3DC-WO5-2210	480 pg/l	J	0	480	<RL

TABLE 2. Results between the RL and MDL - Qualified Data

Method (Matrix) Analyte	Sample Identification	Result	Low-level Detects Final Qualifier*	MDL	RL	Criteria
E1668 (Water)						
Total PCBs	BA4B-WO145-2210	490 pg/l	J	0	490	<RL
	BA4B-WO5-2210	480 pg/l	J	0	480	<RL
	BA4B-WO75-2210	480 pg/l	J	0	480	<RL
	BA4C-WO30-2210	480 pg/l	J	0	480	<RL
	BA4C-WO5-2210	480 pg/l	J	0	480	<RL
	BA4C-WO55-2210	480 pg/l	J	0	480	<RL
	BA4C-WO55-2210-FD	480 pg/l	J	0	480	<RL
	BA4C-WO55-2210-FD2	480 pg/l	J	0	480	<RL
	BA4DC-WO20-2210	480 pg/l	J	0	480	<RL
	BA4DC-WO35-2210	480 pg/l	J	0	480	<RL
	BA4DC-WO5-2210	480 pg/l	J	0	480	<RL
	BA5B-WO145-2210	247 pg/l	J	0	480	<RL
	BA5B-WO5-2210	480 pg/l	J	0	480	<RL
	BA5B-WO75-2210	480 pg/l	J	0	480	<RL
	BA5C-WO30-2210	480 pg/l	J	0	480	<RL
	BA5C-WO5-2210	480 pg/l	J	0	480	<RL
	BA5C-WO55-2210	480 pg/l	J	0	480	<RL
	BA5DC-WO20-2210	480 pg/l	J	0	480	<RL
	BA5DC-WO35-2210	480 pg/l	J	0	480	<RL
	BA5DC-WO35-2210-FD	480 pg/l	J	0	480	<RL
	BA5DC-WO5-2210	480 pg/l	J	0	480	<RL
	BA6BC-WO50-2210	480 pg/l	J	0	480	<RL
	BA6BC-WO5-2210	530 pg/l	J	0	530	<RL
	BA6BC-WO95-2210	490 pg/l	J	0	490	<RL
	BA6B-WO145-2210	480 pg/l	U	0	480	<RL
	BA6B-WO5-2210	480 pg/l	U	0	480	<RL
	BA6B-WO75-2210	480 pg/l	U	0	480	<RL
	BA6C-WO30-2210	480 pg/l	J	0	480	<RL
	BA6C-WO5-2210	480 pg/l	J	0	480	<RL
	BA6C-WO55-2210	480 pg/l	J	0	480	<RL
	BA6DC-WO20-2210	480 pg/l	J	0	480	<RL
	BA6DC-WO35-2210	480 pg/l	J	0	480	<RL
	BA6DC-WO5-2210	480 pg/l	J	0	480	<RL
	BA7BC-WO50-2210	480 pg/l	J	0	480	<RL

TABLE 2. Results between the RL and MDL - Qualified Data

Method (Matrix) Analyte	Sample Identification	Result	Low-level Detects Final Qualifier*	MDL	RL	Criteria
E1668 (Water)						
Total PCBs	BA7BC-WO5-2210	480 pg/l	J	0	480	<RL
	BA7BC-WO95-2210	480 pg/l	J	0	480	<RL
	BA7B-WO145-2210	480 pg/l	U	0	480	<RL
	BA7B-WO5-2210	480 pg/l	U	0	480	<RL
	BA7B-WO75-2210	480 pg/l	U	0	480	<RL
	BA7C-WO30-2210	480 pg/l	J	0	480	<RL
	BA7C-WO5-2210	480 pg/l	J	0	480	<RL
	BA7C-WO55-2210	302 pg/l	J	0	480	<RL
	BA7DC-WO20-2210	480 pg/l	J	0	480	<RL
	BA7DC-WO35-2210	480 pg/l	J	0	480	<RL
	BA7DC-WO35-2210-FD	480 pg/l	J	0	480	<RL
	BA7DC-WO35-2210-FD2	480 pg/l	J	0	480	<RL
	BA7DC-WO5-2210	480 pg/l	J	0	480	<RL
	BA8BC-WO50-2210	480 pg/l	J	0	480	<RL
	BA8BC-WO5-2210	480 pg/l	J	0	480	<RL
	BA8BC-WO95-2210	480 pg/l	J	0	480	<RL
	BA8B-WO145-2210	490 pg/l	J	0	490	<RL
	BA8B-WO5-2210	480 pg/l	J	0	480	<RL
	BA8B-WO75-2210	480 pg/l	J	0	480	<RL
	BA8C-WO30-2210	480 pg/l	J	0	480	<RL
	BA8C-WO5-2210	480 pg/l	J	0	480	<RL
	BA8C-WO55-2210	252 pg/l	J	0	480	<RL
	BA8C-WO55-2210-FD	480 pg/l	J	0	480	<RL
	BA8C-WO55-2210-FD2	480 pg/l	J	0	480	<RL
	BA8DC-WO20-2210	480 pg/l	U	0	480	<RL
	BA8DC-WO35-2210	480 pg/l	U	0	480	<RL
	BA8DC-WO5-2210	480 pg/l	U	0	480	<RL
	BA9BC-WO50-2210	480 pg/l	U	0	480	<RL
	BA9BC-WO5-2210	480 pg/l	U	0	480	<RL
	BA9BC-WO95-2210	480 pg/l	U	0	480	<RL
	BA9B-WO145-2210	480 pg/l	J	0	480	<RL
	BA9B-WO5-2210	480 pg/l	U	0	480	<RL
	BA9B-WO75-2210	480 pg/l	U	0	480	<RL
	BA9C-WO30-2210	480 pg/l	U	0	480	<RL

TABLE 2. Results between the RL and MDL - Qualified Data

Method (Matrix) Analyte	Sample Identification	Result	Low-level Detects Final Qualifier*	MDL	RL	Criteria
E1668 (Water)						
Total PCBs	BA9C-WO5-2210	480 pg/l	U	0	480	<RL
	BA9C-WO55-2210	480 pg/l	U	0	480	<RL
	BA9DC-WO20-2210	480 pg/l	U	0	480	<RL
	BA9DC-WO35-2210	480 pg/l	U	0	480	<RL
	BA9DC-WO35-2210-FD	480 pg/l	U	0	480	<RL
	BA9DC-WO5-2210	480 pg/l	U	0	480	<RL
	T11-WO30-2210	480 pg/l	J	0	480	<RL
	T11-WO5-2210	480 pg/l	J	0	480	<RL
	W1-WO30-2210	480 pg/l	J	0	480	<RL
	W1-WO5-2210	480 pg/l	J	0	480	<RL
	W1-WO55-2210	480 pg/l	J	0	480	<RL
	W2-WO100-2210	480 pg/l	J	0	480	<RL
	W2-WO195-2210	480 pg/l	J	0	480	<RL
	W2-WO5-2210	480 pg/l	J	0	480	<RL
	W3-WO100-2210	480 pg/l	J	0	480	<RL
	W3-WO195-2210	480 pg/l	J	0	480	<RL
	W3-WO5-2210	480 pg/l	J	0	480	<RL
	W4-WO100-2210	490 pg/l	J	0	490	<RL
	W4-WO195-2210	490 pg/l	J	0	490	<RL
	W4-WO5-2210	480 pg/l	J	0	480	<RL
	W5-WO30-2210	240 pg/l	U	0	240	<RL
	W5-WO5-2210	240 pg/l	U	0	240	<RL
	W5-WO55-2210	240 pg/l	U	0	240	<RL
	W5-WO55-2210-FD	240 pg/l	U	0	240	<RL
E1699M (Water)						
2,4'-DDD	BA10DC-WO35-2210	0.0075 ng/l	UJ	0.0036	0.023	<RL
	BA1C-WO30-2210	0.00624 ng/l	J+	0.004	0.023	<RL
	BA2DC-WO35-2210	0.00698 ng/l	J+	0.0037	0.023	<RL
	BA3DC-WO20-2210	0.0042 ng/l	J+	0.0035	0.023	<RL
	BA3DC-WO35-2210	0.0085 ng/l	J+	0.005	0.023	<RL
	BA4B-WO145-2210	0.0054 ng/l	J	0.0053	0.023	<RL
	BA5B-WO145-2210	0.0187 ng/l	J+	0.0031	0.023	<RL
	BA6BC-WO95-2210	0.0219 ng/l	J+	0.0085	0.023	<RL
	BA6C-WO55-2210	0.0089 ng/l	UJ	0.0037	0.023	<RL

TABLE 2. Results between the RL and MDL - Qualified Data

Method (Matrix) Analyte	Sample Identification	Result	Low-level Detects Final Qualifier*	MDL	RL	Criteria
E1699M (Water)						
2,4'-DDD	BA7BC-WO95-2210	0.0106 ng/l	J	0.0037	0.023	<RL
	BA7C-WO55-2210	0.0114 ng/l	J	0.0035	0.023	<RL
	BA7DC-WO35-2210	0.013 ng/l	J	0.012	0.022	<RL
	BA7DC-WO35-2210-FD	0.011 ng/l	J	0.0096	0.022	<RL
	BA7DC-WO5-2210	0.00224 ng/l	J	0.0022	0.022	<RL
	BA8B-WO75-2210	0.00432 ng/l	J	0.0028	0.023	<RL
	BA8C-WO55-2210	0.0073 ng/l	J+	0.0047	0.023	<RL
	BA8C-WO55-2210-FD	0.00817 ng/l	J+	0.0043	0.023	<RL
	BA8C-WO55-2210-FD2	0.00785 ng/l	J+	0.0029	0.023	<RL
	BA9BC-WO5-2210	0.0017 ng/l	J	0.0013	0.023	<RL
	BA9BC-WO95-2210	0.0119 ng/l	J	0.0012	0.023	<RL
	BA9B-WO145-2210	0.0118 ng/l	J+	0.0042	0.023	<RL
	BA9B-WO75-2210	0.0037 ng/l	J	0.0026	0.023	<RL
	BA9C-WO55-2210	0.00857 ng/l	J	0.0026	0.023	<RL
	W3-WO5-2210	0.0019 ng/l	J-	0.0013	0.023	<RL
	W4-WO195-2210	0.0086 ng/l	J-	0.0035	0.023	<RL
	W5-WO30-2210	0.00082 ng/l	J	0.00076	0.022	<RL
	W5-WO55-2210	0.0017 ng/l	J	0.0014	0.022	<RL
2,4'-DDE	BA10B-WO145-2210	0.0095 ng/l	J	0.0035	0.023	<RL
	BA1B-WO145-2210	0.0105 ng/l	J	0.002	0.023	<RL
	BA1B-WO75-2210	0.0054 ng/l	J	0.0029	0.023	<RL
	BA1C-WO5-2210	0.00314 ng/l	J	0.0021	0.023	<RL
	BA1C-WO55-2210	0.0191 ng/l	J	0.0021	0.023	<RL
	BA2B-WO5-2210	0.00715 ng/l	J	0.0021	0.023	<RL
	BA2B-WO75-2210	0.0046 ng/l	J	0.0018	0.023	<RL
	BA2C-WO30-2210	0.00574 ng/l	J	0.0017	0.023	<RL
	BA2C-WO5-2210	0.00849 ng/l	J	0.0018	0.023	<RL
	BA2DC-WO20-2210	0.00741 ng/l	J	0.0049	0.023	<RL
	BA3C-WO5-2210	0.008 ng/l	UJ	0.0019	0.023	<RL
	BA3C-WO55-2210	0.023 ng/l	U	0.002	0.023	<RL
	BA3DC-WO20-2210	0.0134 ng/l	J	0.0011	0.023	<RL
	BA3DC-WO5-2210	0.00136 ng/l	J	0.00048	0.023	<RL
	BA4C-WO5-2210	0.023 ng/l	U	0.0034	0.023	<RL
	BA4C-WO55-2210	0.023 ng/l	U	0.0036	0.023	<RL

TABLE 2. Results between the RL and MDL - Qualified Data

Method (Matrix) Analyte	Sample Identification	Result	Low-level Detects Final Qualifier*	MDL	RL	Criteria
E1699M (Water)						
2,4'-DDE	BA4C-WO55-2210-FD	0.023 ng/l	U	0.0035	0.023	<RL
	BA4C-WO55-2210-FD2	0.023 ng/l	U	0.0063	0.023	<RL
	BA5C-WO5-2210	0.023 ng/l	U	0.0024	0.023	<RL
	BA5C-WO55-2210	0.023 ng/l	U	0.0034	0.023	<RL
	BA6BC-WO5-2210	0.025 ng/l	U	0.0035	0.025	<RL
	BA6B-WO75-2210	0.0177 ng/l	J	0.0012	0.023	<RL
	BA6DC-WO20-2210	0.00693 ng/l	J	0.0033	0.022	<RL
	BA7BC-WO5-2210	0.00132 ng/l	J	0.0012	0.023	<RL
	BA7B-WO5-2210	0.00247 ng/l	J	0.0014	0.023	<RL
	BA7C-WO5-2210	0.00336 ng/l	J	0.0019	0.023	<RL
	BA7DC-WO20-2210	0.00544 ng/l	J	0.0025	0.022	<RL
	BA7DC-WO5-2210	0.0032 ng/l	J	0.0015	0.022	<RL
	BA8BC-WO50-2210	0.0187 ng/l	J	0.002	0.023	<RL
	BA8BC-WO5-2210	0.0027 ng/l	J	0.0011	0.023	<RL
	BA8BC-WO95-2210	0.0127 ng/l	J	0.0015	0.023	<RL
	BA8B-WO145-2210	0.0132 ng/l	J	0.0018	0.023	<RL
	BA9BC-WO50-2210	0.0116 ng/l	J	0.0014	0.023	<RL
	BA9BC-WO5-2210	0.004 ng/l	J	0.00069	0.023	<RL
	BA9B-WO5-2210	0.00337 ng/l	J	0.00083	0.023	<RL
	BA9B-WO75-2210	0.00724 ng/l	J	0.00094	0.023	<RL
	BA9C-WO30-2210	0.0038 ng/l	J	0.00079	0.023	<RL
	BA9C-WO55-2210	0.0157 ng/l	J	0.00095	0.023	<RL
	BA9DC-WO20-2210	0.00991 ng/l	J	0.0043	0.022	<RL
	BA9DC-WO35-2210	0.0127 ng/l	J	0.0072	0.022	<RL
	BA9DC-WO35-2210-FD	0.0192 ng/l	J	0.0029	0.022	<RL
	T11-WO5-2210	0.00249 ng/l	J	0.0018	0.023	<RL
	W1-WO30-2210	0.00959 ng/l	J	0.0023	0.023	<RL
	W2-WO195-2210	0.0168 ng/l	J	0.011	0.023	<RL
	W3-WO100-2210	0.00337 ng/l	J	0.0022	0.023	<RL
	W3-WO195-2210	0.0102 ng/l	J	0.0012	0.023	<RL
	W4-WO100-2210	0.0101 ng/l	J	0.0032	0.023	<RL
	W5-WO30-2210	0.00207 ng/l	J	0.00093	0.022	<RL
	W5-WO5-2210	0.0014 ng/l	J	0.0008	0.022	<RL
	W5-WO55-2210	0.0036 ng/l	J	0.0014	0.022	<RL

TABLE 2. Results between the RL and MDL - Qualified Data

Method (Matrix) Analyte	Sample Identification	Result	Low-level Detects Final Qualifier*	MDL	RL	Criteria
E1699M (Water)						
2,4'-DDT	BA4C-WO30-2210	0.0079 ng/l	UJ	0.0063	0.023	<RL
	BA4C-WO55-2210-FD	0.00794 ng/l	J	0.0073	0.023	<RL
	BA5C-WO5-2210	0.00512 ng/l	J	0.0048	0.023	<RL
	BA7B-WO145-2210	0.00565 ng/l	J+	0.0028	0.023	<RL
	BA8DC-WO20-2210	0.0188 ng/l	J+	0.012	0.022	<RL
	W5-WO5-2210	0.0045 ng/l	J-	0.0024	0.022	<RL
	W5-WO55-2210	0.0025 ng/l	J-	0.0022	0.022	<RL
4,4'-DDD	BA1C-WO30-2210	0.0131 ng/l	J	0.0033	0.023	<RL
	BA1C-WO55-2210	0.0073 ng/l	J	0.0036	0.023	<RL
	BA1DC-WO35-2210	0.00866 ng/l	J	0.0044	0.023	<RL
	BA2DC-WO35-2210	0.0183 ng/l	J	0.0025	0.023	<RL
	BA3C-WO30-2210	0.011 ng/l	UJ	0.0091	0.023	<RL
	BA3C-WO5-2210	0.0071 ng/l	UJ	0.0058	0.023	<RL
	BA3DC-WO20-2210	0.00925 ng/l	J	0.0024	0.023	<RL
	BA3DC-WO35-2210	0.0144 ng/l	J	0.002	0.023	<RL
	BA3DC-WO5-2210	0.003 ng/l	J	0.0019	0.023	<RL
	BA4B-WO145-2210	0.0213 ng/l	J	0.0047	0.023	<RL
	BA4B-WO75-2210	0.01 ng/l	J	0.0064	0.023	<RL
	BA4C-WO5-2210	0.0043 ng/l	UJ	0.0041	0.023	<RL
	BA4C-WO55-2210	0.00494 ng/l	J	0.0037	0.023	<RL
	BA4C-WO55-2210-FD	0.00552 ng/l	J	0.0046	0.023	<RL
	BA5C-WO5-2210	0.0054 ng/l	UJ	0.003	0.023	<RL
	BA6B-WO75-2210	0.00833 ng/l	J	0.0029	0.023	<RL
	BA6C-WO55-2210	0.016 ng/l	UJ	0.0066	0.023	<RL
	BA6DC-WO35-2210	0.0182 ng/l	J	0.013	0.022	<RL
	BA7BC-WO50-2210	0.0112 ng/l	J	0.005	0.023	<RL
	BA7BC-WO5-2210	0.00198 ng/l	J	0.0016	0.023	<RL
	BA7C-WO55-2210	0.032 ng/l	UJ	0.0046	0.023	<RL
	BA7DC-WO20-2210	0.0041 ng/l	J	0.0033	0.022	<RL
	BA7DC-WO35-2210-FD	0.034 ng/l	J	0.016	0.022	<RL
	BA7DC-WO5-2210	0.0033 ng/l	J	0.0026	0.022	<RL
	BA8BC-WO50-2210	0.00567 ng/l	J	0.004	0.023	<RL
	BA8BC-WO95-2210	0.00632 ng/l	J	0.0038	0.023	<RL
	BA8B-WO145-2210	0.00682 ng/l	J	0.0035	0.023	<RL

TABLE 2. Results between the RL and MDL - Qualified Data

Method (Matrix) Analyte	Sample Identification	Result	Low-level Detects Final Qualifier*	MDL	RL	Criteria
E1699M (Water)						
4,4'-DDD	BA8B-WO75-2210	0.0138 ng/l	J	0.0045	0.023	<RL
	BA8C-WO55-2210-FD	0.019 ng/l	J	0.0074	0.023	<RL
	BA9BC-WO50-2210	0.0065 ng/l	J	0.0048	0.023	<RL
	BA9BC-WO5-2210	0.00397 ng/l	J	0.0016	0.023	<RL
	BA9BC-WO95-2210	0.0192 ng/l	J	0.0018	0.023	<RL
	BA9B-WO5-2210	0.0028 ng/l	J	0.0016	0.023	<RL
	BA9B-WO75-2210	0.0047 ng/l	J	0.0022	0.023	<RL
	BA9C-WO30-2210	0.0039 ng/l	J	0.0016	0.023	<RL
	BA9C-WO55-2210	0.00921 ng/l	J	0.0024	0.023	<RL
	W1-WO55-2210	0.0161 ng/l	J	0.012	0.023	<RL
	W3-WO195-2210	0.0068 ng/l	J	0.0037	0.023	<RL
	W5-WO30-2210	0.0025 ng/l	J	0.00078	0.022	<RL
	W5-WO5-2210	0.0018 ng/l	J	0.0016	0.022	<RL
	W5-WO55-2210	0.00356 ng/l	J	0.0015	0.022	<RL
	W5-WO55-2210-FD	0.0046 ng/l	J	0.0035	0.022	<RL
4,4'-DDE	BA10B-WO75-2210	0.022 ng/l	U	0.0039	0.022	<RL
	BA10C-WO5-2210	0.022 ng/l	U	0.0053	0.022	<RL
	BA10C-WO55-2210	0.029 ng/l	J+	0.0096	0.022	<RL
	BA10DC-WO20-2210	0.022 ng/l	U	0.0055	0.022	<RL
	BA10DC-WO5-2210	0.022 ng/l	U	0.0053	0.022	<RL
	BA1B-WO5-2210	0.0147 ng/l	J	0.0049	0.023	<RL
	BA1C-WO5-2210	0.0161 ng/l	J	0.0033	0.023	<RL
	BA1DC-WO20-2210	0.023 ng/l	U	0.0089	0.023	<RL
	BA1DC-WO5-2210	0.023 ng/l	U	0.004	0.023	<RL
	BA1DC-WO5-2210-FD	0.023 ng/l	U	0.0044	0.023	<RL
	BA2C-WO55-2210	0.0159 ng/l	J	0.0043	0.023	<RL
	BA2DC-WO5-2210	0.023 ng/l	U	0.0015	0.023	<RL
	BA3B-WO80-2210	0.023 ng/l	U	0.0055	0.023	<RL
	BA3DC-WO5-2210	0.023 ng/l	U	0.0011	0.023	<RL
	BA4B-WO5-2210	0.0119 ng/l	J	0.0017	0.023	<RL
	BA4C-WO30-2210	0.023 ng/l	U	0.0038	0.023	<RL
	BA5B-WO75-2210	0.023 ng/l	U	0.0086	0.023	<RL
	BA5C-WO30-2210	0.023 ng/l	U	0.0056	0.023	<RL
	BA5DC-WO5-2210	0.012 ng/l	J	0.0064	0.022	<RL

TABLE 2. Results between the RL and MDL - Qualified Data

Method (Matrix) Analyte	Sample Identification	Result	Low-level Detects Final Qualifier*	MDL	RL	Criteria
E1699M (Water)						
4,4'-DDE	BA6BC-WO50-2210	0.023 ng/l	U	0.0063	0.023	<RL
	BA6BC-WO5-2210	0.025 ng/l	U	0.0045	0.025	<RL
	BA6B-WO5-2210	0.023 ng/l	U	0.0025	0.023	<RL
	BA6C-WO30-2210	0.023 ng/l	U	0.0048	0.023	<RL
	BA6C-WO5-2210	0.023 ng/l	U	0.0069	0.023	<RL
	BA6DC-WO20-2210	0.04 ng/l	J	0.0073	0.022	<RL
	BA7BC-WO5-2210	0.00864 ng/l	J	0.0019	0.023	<RL
	BA7B-WO5-2210	0.023 ng/l	U	0.0024	0.023	<RL
	BA7B-WO75-2210	0.023 ng/l	U	0.0039	0.023	<RL
	BA7C-WO30-2210	0.012 ng/l	UJ	0.003	0.023	<RL
	BA7C-WO5-2210	0.017 ng/l	UJ	0.0033	0.023	<RL
	BA7DC-WO20-2210	0.025 ng/l	J	0.0073	0.022	<RL
	BA8BC-WO5-2210	0.0146 ng/l	J	0.0017	0.023	<RL
	BA8B-WO5-2210	0.0151 ng/l	J	0.0045	0.023	<RL
	BA8C-WO30-2210	0.0171 ng/l	J	0.0038	0.023	<RL
	BA8DC-WO20-2210	0.022 ng/l	U	0.01	0.022	<RL
	BA8DC-WO5-2210	0.022 ng/l	U	0.0037	0.022	<RL
	BA9B-WO5-2210	0.023 ng/l	U	0.0016	0.023	<RL
	BA9C-WO5-2210	0.023 ng/l	U	0.0034	0.023	<RL
	BA9DC-WO5-2210	0.022 ng/l	U	0.0097	0.022	<RL
	T11-WO30-2210	0.0156 ng/l	J	0.0041	0.023	<RL
	T11-WO5-2210	0.0117 ng/l	J	0.0025	0.023	<RL
	W2-WO195-2210	0.1 ng/l	J	0.039	0.023	<RL
	W3-WO100-2210	0.0213 ng/l	J	0.0045	0.023	<RL
	W3-WO5-2210	0.00566 ng/l	J	0.00089	0.023	<RL
	W5-WO30-2210	0.0195 ng/l	J	0.0018	0.022	<RL
	W5-WO5-2210	0.00833 ng/l	J	0.0016	0.022	<RL
	W5-WO55-2210-FD	0.024 ng/l	J	0.0078	0.022	<RL
4,4'-DDMU	BA1B-WO145-2210	0.019 ng/l	J+	0.017	0.023	<RL
	BA1B-WO75-2210	0.024 ng/l	J+	0.014	0.023	<RL
	BA2B-WO5-2210	0.02 ng/l	J+	0.0084	0.023	<RL
	BA3C-WO5-2210	0.024 ng/l	UJ	0.02	0.023	<RL
	BA5C-WO5-2210	0.0216 ng/l	J+	0.013	0.023	<RL
	BA7B-WO75-2210	0.0138 ng/l	J+	0.013	0.023	<RL

TABLE 2. Results between the RL and MDL - Qualified Data

Method (Matrix) Analyte	Sample Identification	Result	Low-level Detects Final Qualifier*	MDL	RL	Criteria
E1699M (Water)						
4,4'-DDMU	BA7DC-WO5-2210	0.0071 ng/l	J	0.0064	0.022	<RL
	BA8BC-WO5-2210	0.00973 ng/l	J	0.0077	0.023	<RL
	BA9BC-WO50-2210	0.044 ng/l	J+	0.01	0.023	<RL
	BA9BC-WO5-2210	0.0116 ng/l	J+	0.005	0.023	<RL
	BA9B-WO75-2210	0.02 ng/l	J+	0.0092	0.023	<RL
	BA9C-WO30-2210	0.0188 ng/l	J+	0.0056	0.023	<RL
	W1-WO30-2210	0.031 ng/l	J	0.013	0.023	<RL
	W5-WO5-2210	0.00612 ng/l	J	0.0056	0.022	<RL
	W5-WO55-2210	0.00829 ng/l	J	0.0074	0.022	<RL
4,4'-DDNU	BA10B-WO145-2210	0.00591 ng/l	J	0.002	0.023	<RL
	BA1B-WO145-2210	0.0037 ng/l	J+	0.0016	0.023	<RL
	BA1C-WO30-2210	0.0146 ng/l	J	0.002	0.023	<RL
	BA1C-WO55-2210	0.013 ng/l	J	0.0019	0.023	<RL
	BA2B-WO145-2210	0.0156 ng/l	J+	0.0013	0.023	<RL
	BA2B-WO75-2210	0.0029 ng/l	J+	0.0011	0.023	<RL
	BA2C-WO30-2210	0.00333 ng/l	J	0.0016	0.023	<RL
	BA2C-WO5-2210	0.003 ng/l	J	0.0015	0.023	<RL
	BA2DC-WO20-2210	0.00351 ng/l	J	0.0026	0.023	<RL
	BA3B-WO145-2210	0.0201 ng/l	J	0.0024	0.023	<RL
	BA3C-WO30-2210	0.0176 ng/l	J	0.0022	0.023	<RL
	BA3C-WO5-2210	0.00703 ng/l	J	0.0016	0.023	<RL
	BA3C-WO55-2210	0.023 ng/l	U	0.0014	0.023	<RL
	BA3DC-WO20-2210	0.0112 ng/l	J	0.00073	0.023	<RL
	BA3DC-WO5-2210	0.0017 ng/l	J	0.00057	0.023	<RL
	BA4C-WO55-2210	0.023 ng/l	U	0.0016	0.023	<RL
	BA4C-WO55-2210-FD	0.0143 ng/l	J	0.0022	0.023	<RL
	BA4C-WO55-2210-FD2	0.023 ng/l	U	0.0019	0.023	<RL
	BA4DC-WO20-2210	0.00811 ng/l	J	0.0047	0.022	<RL
	BA5C-WO5-2210	0.023 ng/l	U	0.0012	0.023	<RL
	BA5C-WO55-2210	0.023 ng/l	U	0.0015	0.023	<RL
	BA6B-WO75-2210	0.00613 ng/l	J	0.00079	0.023	<RL
	BA6DC-WO20-2210	0.0042 ng/l	J	0.0022	0.022	<RL
	BA7BC-WO50-2210	0.0104 ng/l	J	0.0021	0.023	<RL
	BA7C-WO30-2210	0.001 ng/l	J	0.00097	0.023	<RL

TABLE 2. Results between the RL and MDL - Qualified Data

Method (Matrix) Analyte	Sample Identification	Result	Low-level Detects Final Qualifier*	MDL	RL	Criteria
E1699M (Water)						
4,4'-DDNU	BA8BC-WO50-2210	0.00963 ng/l	J	0.0013	0.023	<RL
	BA8BC-WO95-2210	0.00876 ng/l	J	0.0011	0.023	<RL
	BA8B-WO145-2210	0.0156 ng/l	J	0.0017	0.023	<RL
	BA8B-WO75-2210	0.021 ng/l	J	0.001	0.023	<RL
	BA8C-WO30-2210	0.0012 ng/l	UJ	0.0011	0.023	<RL
	BA8C-WO5-2210	0.00167 ng/l	J	0.0016	0.023	<RL
	BA8C-WO55-2210	0.0171 ng/l	J+	0.0014	0.023	<RL
	BA9BC-WO50-2210	0.0051 ng/l	J	0.0011	0.023	<RL
	BA9BC-WO5-2210	0.0011 ng/l	J	0.00079	0.023	<RL
	BA9B-WO75-2210	0.00403 ng/l	J	0.00098	0.023	<RL
	BA9C-WO30-2210	0.00241 ng/l	J	0.00069	0.023	<RL
	BA9C-WO55-2210	0.0116 ng/l	J	0.00087	0.023	<RL
	BA9DC-WO35-2210-FD	0.00871 ng/l	J	0.0018	0.022	<RL
	T11-WO5-2210	0.00124 ng/l	J+	0.00091	0.023	<RL
	W1-WO30-2210	0.00646 ng/l	J	0.0012	0.023	<RL
	W2-WO195-2210	0.0202 ng/l	J	0.0065	0.023	<RL
	W3-WO195-2210	0.00757 ng/l	J	0.0014	0.023	<RL
	W4-WO100-2210	0.00714 ng/l	J	0.0013	0.023	<RL

ng/l = nanogram per liter

pg/l = Undefined Unit in tlkpUnits

MDL = Method Detection Limit

RL = Reporting Limit

* The most severe flag for each analyte becomes the final validation flag.

Qualifier Description:

J = Analyte concentration is an estimated value because one or more QC specifications were not met, or concentration is greater than the MDL but less than the PQL.

J- = Analyte concentration is an estimated value and biased low.

J+ = Analyte concentration is an estimated value and biased high.

U = Analyte was not detected.

UJ = Analyte was not detected. The sample quantitation limit is estimated.

Criteria:

<RL = Result less than the reporting limit

TABLE 3. Blank Contamination - Qualified Data

Method (Matrix) Analyte	Sample Identification	Result	Blank Contamination Qualifier*	Criteria	Comments
E1668 (Water)					
2,2',3,4,4',5,6-Heptachlorobiphenyl (18	BA4B-WO145-2210	15 pg/l	U	LB<RL	blank target = 0.13pg/l
	BA4B-WO5-2210	15 pg/l	U	LB<RL	blank target = 0.13pg/l
	BA6B-WO145-2210	0.28 pg/l	U	EB<RL	blank target = 0.19pg/l
	BA6B-WO75-2210	0.13 pg/l	U	EB<RL	blank target = 0.19pg/l
	BA7BC-WO5-2210	15 pg/l	U	LB<RL	blank target = 0.13pg/l
	BA7B-WO145-2210	0.28 pg/l	U	EB<RL	blank target = 0.19pg/l
	BA8BC-WO5-2210	15 pg/l	U	LB<RL	blank target = 0.13pg/l
	BA8BC-WO95-2210	15 pg/l	U	LB<RL	blank target = 0.13pg/l
	BA8B-WO5-2210	15 pg/l	U	LB<RL	blank target = 0.13pg/l
	BA8B-WO75-2210	15 pg/l	U	LB<RL	blank target = 0.13pg/l
	BA9BC-WO50-2210	0.066 pg/l	U	EB<RL	blank target = 0.19pg/l
	BA9BC-WO5-2210	0.11 pg/l	U	EB<RL	blank target = 0.19pg/l
	BA9BC-WO95-2210	0.166 pg/l	U	EB<RL	blank target = 0.19pg/l
	BA9C-WO30-2210	0.097 pg/l	U	EB<RL	blank target = 0.19pg/l
	W3-WO100-2210	15 pg/l	U	LB<RL	blank target = 0.13pg/l
	W3-WO195-2210	15 pg/l	U	LB<RL	blank target = 0.13pg/l
	W4-WO195-2210	15 pg/l	U	LB<RL	blank target = 0.13pg/l
	W4-WO5-2210	15 pg/l	U	LB<RL	blank target = 0.13pg/l
Decachlorobiphenyl	BA10B-WO145-2210	15 pg/l	U	LB<RL	blank target = 0.7pg/l
	BA10B-WO5-2210	15 pg/l	U	LB<RL	blank target = 0.7pg/l
	BA10B-WO75-2210	15 pg/l	U	LB<RL	blank target = 0.7pg/l
	BA10C-WO5-2210	15 pg/l	U	LB<RL	blank target = 0.7pg/l
	BA10C-WO55-2210	15 pg/l	U	LB<RL	blank target = 0.7pg/l
	BA10DC-WO20-2210	15 pg/l	U	LB<RL	blank target = 0.7pg/l
	BA10DC-WO35-2210	0.64 pg/l	U	EB<RL	blank target = 0.42pg/l
	BA1B-WO145-2210	15 pg/l	U	LB<RL	blank target = 0.36pg/l
	BA1B-WO5-2210	15 pg/l	U	LB<RL	blank target = 0.36pg/l
	BA1DC-WO20-2210	15 pg/l	U	EB<RL	blank target = 0.34pg/l
	BA1DC-WO20-2210	15 pg/l	U	LB<RL	blank target = 0.66pg/l
	BA1DC-WO35-2210	15 pg/l	U	EB<RL	blank target = 0.34pg/l
	BA1DC-WO35-2210	15 pg/l	U	LB<RL	blank target = 0.66pg/l
	BA1DC-WO5-2210	15 pg/l	U	EB<RL	blank target = 0.34pg/l
	BA1DC-WO5-2210	15 pg/l	U	LB<RL	blank target = 0.66pg/l

TABLE 3. Blank Contamination - Qualified Data

Method (Matrix) Analyte	Sample Identification	Result	Blank Contamination Qualifier*	Criteria	Comments
E1668 (Water)					
Decachlorobiphenyl	BA2B-WO145-2210	15 pg/l	U	LB<RL	blank target = 0.36pg/l
	BA2B-WO5-2210	15 pg/l	U	LB<RL	blank target = 0.36pg/l
	BA2B-WO75-2210	15 pg/l	U	LB<RL	blank target = 0.36pg/l
	BA2DC-WO20-2210	15 pg/l	U	EB<RL	blank target = 0.34pg/l
	BA2DC-WO20-2210	15 pg/l	U	LB<RL	blank target = 0.66pg/l
	BA2DC-WO35-2210	15 pg/l	U	EB<RL	blank target = 0.34pg/l
	BA2DC-WO35-2210	15 pg/l	U	LB<RL	blank target = 0.66pg/l
	BA2DC-WO5-2210	15 pg/l	U	EB<RL	blank target = 0.34pg/l
	BA2DC-WO5-2210	15 pg/l	U	LB<RL	blank target = 0.66pg/l
	BA3B-WO145-2210	15 pg/l	U	LB<RL	blank target = 0.623pg/l
	BA3B-WO5-2210	15 pg/l	U	LB<RL	blank target = 0.623pg/l
	BA3B-WO80-2210	15 pg/l	U	LB<RL	blank target = 0.623pg/l
	BA3C-WO55-2210	15 pg/l	U	LB<RL	blank target = 0.45pg/l
	BA3DC-WO20-2210	15 pg/l	U	EB<RL	blank target = 0.34pg/l
	BA3DC-WO20-2210	15 pg/l	U	LB<RL	blank target = 0.66pg/l
	BA3DC-WO35-2210	15 pg/l	U	EB<RL	blank target = 0.34pg/l
	BA3DC-WO35-2210	15 pg/l	U	LB<RL	blank target = 0.66pg/l
	BA3DC-WO5-2210	15 pg/l	U	EB<RL	blank target = 0.34pg/l
	BA3DC-WO5-2210	15 pg/l	U	LB<RL	blank target = 0.66pg/l
	BA4B-WO145-2210	15 pg/l	U	LB<RL	blank target = 11.2pg/l
	BA4B-WO5-2210	15 pg/l	U	LB<RL	blank target = 11.2pg/l
	BA4B-WO75-2210	15 pg/l	U	LB<RL	blank target = 11.2pg/l
	BA4C-WO5-2210	15 pg/l	U	LB<RL	blank target = 0.45pg/l
	BA4C-WO55-2210	15 pg/l	U	LB<RL	blank target = 0.45pg/l
	BA4C-WO55-2210-FD	15 pg/l	U	LB<RL	blank target = 0.45pg/l
	BA4C-WO55-2210-FD2	15 pg/l	U	LB<RL	blank target = 0.45pg/l
	BA4DC-WO20-2210	15 pg/l	U	LB<RL	blank target = 0.536pg/l
	BA4DC-WO35-2210	15 pg/l	U	LB<RL	blank target = 0.536pg/l
	BA4DC-WO5-2210	15 pg/l	U	LB<RL	blank target = 0.536pg/l
	BA5B-WO5-2210	15 pg/l	U	LB<RL	blank target = 0.623pg/l
	BA5B-WO75-2210	15 pg/l	U	LB<RL	blank target = 0.623pg/l
	BA5C-WO30-2210	15 pg/l	U	LB<RL	blank target = 0.45pg/l
	BA5C-WO5-2210	15 pg/l	U	LB<RL	blank target = 0.45pg/l

TABLE 3. Blank Contamination - Qualified Data

Method (Matrix) Analyte	Sample Identification	Result	Blank Contamination Qualifier*	Criteria	Comments
E1668 (Water)					
Decachlorobiphenyl	BA5C-WO55-2210	15 pg/l	U	LB<RL	blank target = 0.45pg/l
	BA5DC-WO20-2210	15 pg/l	U	LB<RL	blank target = 0.536pg/l
	BA5DC-WO35-2210	15 pg/l	U	LB<RL	blank target = 0.536pg/l
	BA5DC-WO35-2210-FD	15 pg/l	U	LB<RL	blank target = 0.536pg/l
	BA5DC-WO5-2210	15 pg/l	U	LB<RL	blank target = 0.536pg/l
	BA6BC-WO5-2210	17 pg/l	U	LB<RL	blank target = 0.45pg/l
	BA6BC-WO95-2210	15 pg/l	U	LB<RL	blank target = 0.45pg/l
	BA6B-WO145-2210	15 pg/l	U	EB<RL	blank target = 1.17pg/l
	BA6B-WO145-2210	15 pg/l	U	LB<RL	blank target = 0.623pg/l
	BA6B-WO5-2210	15 pg/l	U	EB<RL	blank target = 1.17pg/l
	BA6B-WO5-2210	15 pg/l	U	LB<RL	blank target = 0.623pg/l
	BA6B-WO75-2210	15 pg/l	U	EB<RL	blank target = 1.17pg/l
	BA6B-WO75-2210	15 pg/l	U	LB<RL	blank target = 0.623pg/l
	BA6C-WO30-2210	15 pg/l	U	LB<RL	blank target = 0.45pg/l
	BA6C-WO5-2210	15 pg/l	U	LB<RL	blank target = 0.45pg/l
	BA6C-WO55-2210	15 pg/l	U	LB<RL	blank target = 0.45pg/l
	BA6DC-WO20-2210	15 pg/l	U	LB<RL	blank target = 0.536pg/l
	BA6DC-WO35-2210	15 pg/l	U	LB<RL	blank target = 0.536pg/l
	BA6DC-WO5-2210	15 pg/l	U	LB<RL	blank target = 0.536pg/l
	BA7BC-WO50-2210	15 pg/l	U	LB<RL	blank target = 11.2pg/l
	BA7BC-WO5-2210	15 pg/l	U	LB<RL	blank target = 11.2pg/l
	BA7BC-WO95-2210	15 pg/l	U	LB<RL	blank target = 11.2pg/l
	BA7B-WO145-2210	15 pg/l	U	EB<RL	blank target = 1.17pg/l
	BA7B-WO145-2210	15 pg/l	U	LB<RL	blank target = 0.623pg/l
	BA7B-WO5-2210	15 pg/l	U	EB<RL	blank target = 1.17pg/l
	BA7B-WO5-2210	15 pg/l	U	LB<RL	blank target = 0.404pg/l
	BA7B-WO75-2210	15 pg/l	U	EB<RL	blank target = 1.17pg/l
	BA7B-WO75-2210	15 pg/l	U	LB<RL	blank target = 0.623pg/l
	BA7DC-WO20-2210	15 pg/l	U	LB<RL	blank target = 0.23pg/l
	BA7DC-WO35-2210	15 pg/l	U	LB<RL	blank target = 0.536pg/l
	BA7DC-WO35-2210-FD	15 pg/l	U	LB<RL	blank target = 0.536pg/l
	BA7DC-WO35-2210-FD2	15 pg/l	U	LB<RL	blank target = 0.536pg/l
	BA7DC-WO5-2210	15 pg/l	U	LB<RL	blank target = 0.23pg/l

TABLE 3. Blank Contamination - Qualified Data

Method (Matrix) Analyte	Sample Identification	Result	Blank Contamination Qualifier*	Criteria	Comments
E1668 (Water)					
Decachlorobiphenyl	BA8BC-WO50-2210	15 pg/l	U	LB<RL	blank target = 11.2pg/l
	BA8BC-WO95-2210	15 pg/l	U	LB<RL	blank target = 11.2pg/l
	BA8B-WO5-2210	15 pg/l	U	LB<RL	blank target = 11.2pg/l
	BA8B-WO75-2210	15.8 pg/l	U	LB<RL	blank target = 11.2pg/l
	BA8DC-WO20-2210	15 pg/l	U	LB<RL	blank target = 0.7pg/l
	BA8DC-WO5-2210	15 pg/l	U	LB<RL	blank target = 0.7pg/l
	BA9BC-WO50-2210	15 pg/l	U	EB<RL	blank target = 1.17pg/l
	BA9BC-WO50-2210	15 pg/l	U	LB<RL	blank target = 0.404pg/l
	BA9BC-WO5-2210	15 pg/l	U	EB<RL	blank target = 1.17pg/l
	BA9BC-WO5-2210	15 pg/l	U	LB<RL	blank target = 0.404pg/l
	BA9BC-WO95-2210	15 pg/l	U	EB<RL	blank target = 1.17pg/l
	BA9BC-WO95-2210	15 pg/l	U	LB<RL	blank target = 0.404pg/l
	BA9B-WO5-2210	15 pg/l	U	EB<RL	blank target = 1.17pg/l
	BA9B-WO5-2210	15 pg/l	U	LB<RL	blank target = 0.404pg/l
	BA9B-WO75-2210	3.63 pg/l	U	EB<RL	blank target = 1.17pg/l
	BA9C-WO30-2210	15 pg/l	U	EB<RL	blank target = 1.17pg/l
	BA9C-WO30-2210	15 pg/l	U	LB<RL	blank target = 0.404pg/l
	BA9C-WO5-2210	15 pg/l	U	EB<RL	blank target = 1.17pg/l
	BA9C-WO5-2210	15 pg/l	U	LB<RL	blank target = 0.404pg/l
	BA9C-WO55-2210	15 pg/l	U	EB<RL	blank target = 1.17pg/l
	BA9C-WO55-2210	15 pg/l	U	LB<RL	blank target = 0.404pg/l
	BA9DC-WO20-2210	15 pg/l	U	LB<RL	blank target = 0.7pg/l
	BA9DC-WO35-2210	15 pg/l	U	LB<RL	blank target = 0.7pg/l
	BA9DC-WO35-2210-FD	15 pg/l	U	LB<RL	blank target = 0.7pg/l
	T11-WO30-2210	0.682 pg/l	U	EB<RL	blank target = 0.42pg/l
	W1-WO55-2210	15 pg/l	U	EB<RL	blank target = 0.34pg/l
	W1-WO55-2210	15 pg/l	U	LB<RL	blank target = 0.66pg/l
	W2-WO100-2210	15 pg/l	U	EB<RL	blank target = 0.34pg/l
	W2-WO100-2210	15 pg/l	U	LB<RL	blank target = 0.66pg/l
	W2-WO195-2210	15 pg/l	U	EB<RL	blank target = 0.34pg/l
	W2-WO195-2210	15 pg/l	U	LB<RL	blank target = 0.66pg/l
	W2-WO5-2210	15 pg/l	U	EB<RL	blank target = 0.34pg/l
	W2-WO5-2210	15 pg/l	U	LB<RL	blank target = 0.66pg/l

TABLE 3. Blank Contamination - Qualified Data

Method (Matrix) Analyte	Sample Identification	Result	Blank Contamination Qualifier*	Criteria	Comments
E1668 (Water)					
Decachlorobiphenyl	W3-WO100-2210	15 pg/l	U	LB<RL	blank target = 11.2pg/l
	W3-WO195-2210	15 pg/l	U	LB<RL	blank target = 11.2pg/l
	W3-WO5-2210	15 pg/l	U	LB<RL	blank target = 11.2pg/l
	W4-WO100-2210	15 pg/l	U	LB<RL	blank target = 11.2pg/l
	W4-WO195-2210	32.4 pg/l	U	LB<RL	blank target = 11.2pg/l
	W4-WO5-2210	15 pg/l	U	LB<RL	blank target = 11.2pg/l
	W5-WO5-2210	7.5 pg/l	U	LB<RL	blank target = 0.23pg/l
	W5-WO55-2210	7.5 pg/l	U	LB<RL	blank target = 0.23pg/l
	W5-WO55-2210-FD	7.5 pg/l	U	LB<RL	blank target = 0.23pg/l
PCB-105	BA10B-WO145-2210	15 pg/l	U	LB<RL	blank target = 1.03pg/l
	BA10B-WO5-2210	15 pg/l	U	LB<RL	blank target = 1.03pg/l
	BA10B-WO75-2210	15 pg/l	U	LB<RL	blank target = 1.03pg/l
	BA10C-WO30-2210	15 pg/l	U	LB<RL	blank target = 1.03pg/l
	BA10C-WO5-2210	15 pg/l	U	LB<RL	blank target = 1.03pg/l
	BA10C-WO55-2210	15 pg/l	U	LB<RL	blank target = 1.03pg/l
	BA10DC-WO20-2210	15 pg/l	U	LB<RL	blank target = 1.03pg/l
	BA10DC-WO35-2210	15 pg/l	U	LB<RL	blank target = 0.74pg/l
	BA10DC-WO5-2210	15 pg/l	U	LB<RL	blank target = 1.03pg/l
	BA1B-WO145-2210	15 pg/l	U	LB<RL	blank target = 1.37pg/l
	BA1B-WO5-2210	15 pg/l	U	LB<RL	blank target = 1.37pg/l
	BA1B-WO75-2210	15 pg/l	U	LB<RL	blank target = 1.37pg/l
	BA1C-WO30-2210	15 pg/l	U	LB<RL	blank target = 0.49pg/l
	BA1C-WO5-2210	15 pg/l	U	LB<RL	blank target = 0.49pg/l
	BA1C-WO55-2210	15 pg/l	U	LB<RL	blank target = 0.49pg/l
	BA1DC-WO20-2210	15 pg/l	U	EB<RL	blank target = 0.976pg/l
	BA1DC-WO20-2210	15 pg/l	U	LB<RL	blank target = 0.79pg/l
	BA1DC-WO35-2210	15 pg/l	U	EB<RL	blank target = 0.976pg/l
	BA1DC-WO35-2210	15 pg/l	U	LB<RL	blank target = 0.79pg/l
	BA1DC-WO5-2210	15 pg/l	U	EB<RL	blank target = 0.976pg/l
	BA1DC-WO5-2210	15 pg/l	U	LB<RL	blank target = 0.79pg/l
	BA1DC-WO5-2210-FD	15 pg/l	U	EB<RL	blank target = 0.976pg/l
	BA1DC-WO5-2210-FD	15 pg/l	U	LB<RL	blank target = 0.79pg/l
	BA2B-WO145-2210	15 pg/l	U	LB<RL	blank target = 1.37pg/l

TABLE 3. Blank Contamination - Qualified Data

Method (Matrix) Analyte	Sample Identification	Result	Blank Contamination Qualifier*	Criteria	Comments
E1668 (Water)					
PCB-105	BA2B-WO5-2210	15 pg/l	U	LB<RL	blank target = 1.37pg/l
	BA2B-WO75-2210	15 pg/l	U	LB<RL	blank target = 1.37pg/l
	BA2C-WO30-2210	15 pg/l	U	LB<RL	blank target = 0.49pg/l
	BA2C-WO5-2210	15 pg/l	U	LB<RL	blank target = 0.49pg/l
	BA2C-WO55-2210	15 pg/l	U	LB<RL	blank target = 0.49pg/l
	BA2DC-WO20-2210	15 pg/l	U	EB<RL	blank target = 0.976pg/l
	BA2DC-WO20-2210	15 pg/l	U	LB<RL	blank target = 0.79pg/l
	BA2DC-WO35-2210	15 pg/l	U	EB<RL	blank target = 0.976pg/l
	BA2DC-WO35-2210	15 pg/l	U	LB<RL	blank target = 0.79pg/l
	BA2DC-WO5-2210	15 pg/l	U	EB<RL	blank target = 0.976pg/l
	BA2DC-WO5-2210	15 pg/l	U	LB<RL	blank target = 0.79pg/l
	BA3B-WO145-2210	15 pg/l	U	LB<RL	blank target = 0.9pg/l
	BA3B-WO5-2210	15 pg/l	U	LB<RL	blank target = 0.9pg/l
	BA3B-WO80-2210	15 pg/l	U	LB<RL	blank target = 0.9pg/l
	BA3C-WO30-2210	15 pg/l	U	LB<RL	blank target = 0.49pg/l
	BA3C-WO5-2210	15 pg/l	U	LB<RL	blank target = 0.49pg/l
	BA3C-WO55-2210	15 pg/l	U	LB<RL	blank target = 3.22pg/l
	BA3DC-WO20-2210	15 pg/l	U	EB<RL	blank target = 0.976pg/l
	BA3DC-WO20-2210	15 pg/l	U	LB<RL	blank target = 0.79pg/l
	BA3DC-WO35-2210	15 pg/l	U	EB<RL	blank target = 0.976pg/l
	BA3DC-WO35-2210	15 pg/l	U	LB<RL	blank target = 0.79pg/l
	BA3DC-WO5-2210	15 pg/l	U	EB<RL	blank target = 0.976pg/l
	BA3DC-WO5-2210	15 pg/l	U	LB<RL	blank target = 0.79pg/l
	BA4B-WO145-2210	15 pg/l	U	LB<RL	blank target = 1.03pg/l
	BA4B-WO5-2210	15 pg/l	U	LB<RL	blank target = 1.03pg/l
	BA4B-WO75-2210	15 pg/l	U	LB<RL	blank target = 1.03pg/l
	BA4C-WO30-2210	15 pg/l	U	LB<RL	blank target = 3.22pg/l
	BA4C-WO5-2210	15 pg/l	U	LB<RL	blank target = 3.22pg/l
	BA4C-WO55-2210	15 pg/l	U	LB<RL	blank target = 3.22pg/l
	BA4C-WO55-2210-FD	15 pg/l	U	LB<RL	blank target = 3.22pg/l
	BA4C-WO55-2210-FD2	15 pg/l	U	LB<RL	blank target = 3.22pg/l
	BA4DC-WO20-2210	15 pg/l	U	LB<RL	blank target = 0.47pg/l
	BA4DC-WO5-2210	15 pg/l	U	LB<RL	blank target = 0.47pg/l

TABLE 3. Blank Contamination - Qualified Data

Method (Matrix) Analyte	Sample Identification	Result	Blank Contamination Qualifier*	Criteria	Comments
E1668 (Water)					
PCB-105	BA5B-WO5-2210	15 pg/l	U	LB<RL	blank target = 0.9pg/l
	BA5B-WO75-2210	15 pg/l	U	LB<RL	blank target = 0.9pg/l
	BA5C-WO30-2210	15 pg/l	U	LB<RL	blank target = 3.22pg/l
	BA5C-WO5-2210	15 pg/l	U	LB<RL	blank target = 3.22pg/l
	BA5C-WO55-2210	15 pg/l	U	LB<RL	blank target = 3.22pg/l
	BA5DC-WO20-2210	15 pg/l	U	LB<RL	blank target = 0.47pg/l
	BA5DC-WO35-2210	15 pg/l	U	LB<RL	blank target = 0.47pg/l
	BA5DC-WO5-2210	15 pg/l	U	LB<RL	blank target = 0.47pg/l
	BA6BC-WO50-2210	15 pg/l	U	LB<RL	blank target = 3.22pg/l
	BA6BC-WO5-2210	17 pg/l	U	LB<RL	blank target = 3.22pg/l
	BA6BC-WO95-2210	15 pg/l	U	LB<RL	blank target = 3.22pg/l
	BA6B-WO145-2210	15 pg/l	U	LB<RL	blank target = 0.9pg/l
	BA6B-WO5-2210	15 pg/l	U	EB<RL	blank target = 0.36pg/l
	BA6B-WO5-2210	15 pg/l	U	LB<RL	blank target = 0.9pg/l
	BA6B-WO75-2210	15 pg/l	U	EB<RL	blank target = 0.36pg/l
	BA6B-WO75-2210	15 pg/l	U	LB<RL	blank target = 0.9pg/l
	BA6C-WO30-2210	15 pg/l	U	LB<RL	blank target = 3.22pg/l
	BA6C-WO5-2210	15 pg/l	U	LB<RL	blank target = 3.22pg/l
	BA6C-WO55-2210	15 pg/l	U	LB<RL	blank target = 3.22pg/l
	BA6DC-WO20-2210	15 pg/l	U	LB<RL	blank target = 0.47pg/l
	BA6DC-WO35-2210	15 pg/l	U	LB<RL	blank target = 0.47pg/l
	BA6DC-WO5-2210	15 pg/l	U	LB<RL	blank target = 0.47pg/l
	BA7BC-WO50-2210	15 pg/l	U	LB<RL	blank target = 1.03pg/l
	BA7BC-WO5-2210	15 pg/l	U	LB<RL	blank target = 1.03pg/l
	BA7BC-WO95-2210	15 pg/l	U	LB<RL	blank target = 1.03pg/l
	BA7B-WO145-2210	15 pg/l	U	LB<RL	blank target = 0.9pg/l
	BA7B-WO5-2210	15 pg/l	U	EB<RL	blank target = 0.36pg/l
	BA7B-WO5-2210	15 pg/l	U	LB<RL	blank target = 0.476pg/l
	BA7B-WO75-2210	15 pg/l	U	EB<RL	blank target = 0.36pg/l
	BA7B-WO75-2210	15 pg/l	U	LB<RL	blank target = 0.9pg/l
	BA7C-WO30-2210	15 pg/l	U	LB<RL	blank target = 0.74pg/l
	BA7C-WO5-2210	15 pg/l	U	LB<RL	blank target = 0.74pg/l
	BA7C-WO55-2210	15 pg/l	U	LB<RL	blank target = 0.74pg/l

TABLE 3. Blank Contamination - Qualified Data

Method (Matrix) Analyte	Sample Identification	Result	Blank Contamination Qualifier*	Criteria	Comments
E1668 (Water)					
PCB-105	BA7DC-WO20-2210	15 pg/l	U	LB<RL	blank target = 0.63pg/l
	BA7DC-WO35-2210-FD	15 pg/l	U	LB<RL	blank target = 0.47pg/l
	BA7DC-WO35-2210-FD2	15 pg/l	U	LB<RL	blank target = 0.47pg/l
	BA7DC-WO5-2210	15 pg/l	U	LB<RL	blank target = 0.63pg/l
	BA8BC-WO50-2210	15 pg/l	U	LB<RL	blank target = 1.03pg/l
	BA8BC-WO5-2210	15 pg/l	U	LB<RL	blank target = 1.03pg/l
	BA8BC-WO95-2210	15 pg/l	U	LB<RL	blank target = 1.03pg/l
	BA8B-WO145-2210	15 pg/l	U	LB<RL	blank target = 1.03pg/l
	BA8B-WO5-2210	15 pg/l	U	LB<RL	blank target = 1.03pg/l
	BA8B-WO75-2210	15 pg/l	U	LB<RL	blank target = 1.03pg/l
	BA8C-WO5-2210	15 pg/l	U	LB<RL	blank target = 0.74pg/l
	BA8C-WO55-2210	15 pg/l	U	LB<RL	blank target = 0.74pg/l
	BA8C-WO55-2210-FD	15 pg/l	U	LB<RL	blank target = 0.74pg/l
	BA8DC-WO20-2210	15 pg/l	U	LB<RL	blank target = 1.03pg/l
	BA8DC-WO35-2210	15 pg/l	U	LB<RL	blank target = 1.03pg/l
	BA8DC-WO5-2210	15 pg/l	U	LB<RL	blank target = 1.03pg/l
	BA9BC-WO50-2210	15 pg/l	U	EB<RL	blank target = 0.36pg/l
	BA9BC-WO50-2210	15 pg/l	U	LB<RL	blank target = 0.476pg/l
	BA9BC-WO5-2210	15 pg/l	U	EB<RL	blank target = 0.36pg/l
	BA9BC-WO5-2210	15 pg/l	U	LB<RL	blank target = 0.476pg/l
	BA9BC-WO95-2210	15 pg/l	U	EB<RL	blank target = 0.36pg/l
	BA9BC-WO95-2210	15 pg/l	U	LB<RL	blank target = 0.476pg/l
	BA9B-WO5-2210	15 pg/l	U	EB<RL	blank target = 0.36pg/l
	BA9B-WO5-2210	15 pg/l	U	LB<RL	blank target = 0.476pg/l
	BA9B-WO75-2210	15 pg/l	U	EB<RL	blank target = 0.36pg/l
	BA9B-WO75-2210	15 pg/l	U	LB<RL	blank target = 0.476pg/l
	BA9C-WO30-2210	15 pg/l	U	EB<RL	blank target = 0.36pg/l
	BA9C-WO30-2210	15 pg/l	U	LB<RL	blank target = 0.476pg/l
	BA9C-WO5-2210	15 pg/l	U	EB<RL	blank target = 0.36pg/l
	BA9C-WO5-2210	15 pg/l	U	LB<RL	blank target = 0.476pg/l
	BA9C-WO55-2210	15 pg/l	U	EB<RL	blank target = 0.36pg/l
	BA9C-WO55-2210	15 pg/l	U	LB<RL	blank target = 0.476pg/l
	BA9DC-WO20-2210	15 pg/l	U	LB<RL	blank target = 1.03pg/l

TABLE 3. Blank Contamination - Qualified Data

Method (Matrix) Analyte	Sample Identification	Result	Blank Contamination Qualifier*	Criteria	Comments
E1668 (Water)					
PCB-105	BA9DC-WO35-2210	15 pg/l	U	LB<RL	blank target = 1.03pg/l
	BA9DC-WO35-2210-FD	15 pg/l	U	LB<RL	blank target = 1.03pg/l
	BA9DC-WO5-2210	15 pg/l	U	LB<RL	blank target = 1.03pg/l
	T11-WO30-2210	15 pg/l	U	LB<RL	blank target = 0.74pg/l
	W1-WO55-2210	15 pg/l	U	EB<RL	blank target = 0.976pg/l
	W1-WO55-2210	15 pg/l	U	LB<RL	blank target = 0.79pg/l
	W2-WO100-2210	15 pg/l	U	EB<RL	blank target = 0.976pg/l
	W2-WO100-2210	15 pg/l	U	LB<RL	blank target = 0.79pg/l
	W2-WO195-2210	15 pg/l	U	EB<RL	blank target = 0.976pg/l
	W2-WO195-2210	15 pg/l	U	LB<RL	blank target = 0.79pg/l
	W2-WO5-2210	15 pg/l	U	EB<RL	blank target = 0.976pg/l
	W2-WO5-2210	15 pg/l	U	LB<RL	blank target = 0.79pg/l
	W3-WO100-2210	15 pg/l	U	LB<RL	blank target = 1.03pg/l
	W3-WO195-2210	15 pg/l	U	LB<RL	blank target = 1.03pg/l
	W3-WO5-2210	15 pg/l	U	LB<RL	blank target = 1.03pg/l
	W4-WO100-2210	15 pg/l	U	LB<RL	blank target = 1.03pg/l
	W4-WO195-2210	15 pg/l	U	LB<RL	blank target = 1.03pg/l
	W4-WO5-2210	15 pg/l	U	LB<RL	blank target = 1.03pg/l
	W5-WO30-2210	7.5 pg/l	U	LB<RL	blank target = 0.63pg/l
	W5-WO5-2210	7.5 pg/l	U	LB<RL	blank target = 0.63pg/l
	W5-WO55-2210	7.5 pg/l	U	LB<RL	blank target = 0.63pg/l
	W5-WO55-2210-FD	7.5 pg/l	U	LB<RL	blank target = 0.63pg/l
PCB-114	BA3B-WO80-2210	15 pg/l	U	LB<RL	blank target = 0.223pg/l
	BA4B-WO145-2210	15 pg/l	U	LB<RL	blank target = 0.11pg/l
	BA4C-WO55-2210	15 pg/l	U	LB<RL	blank target = 4.45pg/l
	BA4C-WO55-2210-FD2	15 pg/l	U	LB<RL	blank target = 4.45pg/l
	BA4DC-WO35-2210	15 pg/l	U	LB<RL	blank target = 0.202pg/l
	BA4DC-WO5-2210	15 pg/l	U	LB<RL	blank target = 0.202pg/l
	BA5DC-WO35-2210	15 pg/l	U	LB<RL	blank target = 0.202pg/l
	BA5DC-WO35-2210-FD	15 pg/l	U	LB<RL	blank target = 0.202pg/l
	BA6BC-WO95-2210	15 pg/l	U	LB<RL	blank target = 4.45pg/l
	BA6B-WO145-2210	15 pg/l	U	LB<RL	blank target = 0.223pg/l
	BA6C-WO55-2210	15 pg/l	U	LB<RL	blank target = 4.45pg/l

TABLE 3. Blank Contamination - Qualified Data

Method (Matrix) Analyte	Sample Identification	Result	Blank Contamination Qualifier*	Criteria	Comments
E1668 (Water)					
PCB-114	BA6DC-WO20-2210	15 pg/l	U	LB<RL	blank target = 0.202pg/l
	BA7BC-WO50-2210	15 pg/l	U	LB<RL	blank target = 0.11pg/l
	BA7B-WO145-2210	15 pg/l	U	LB<RL	blank target = 0.223pg/l
	BA7DC-WO35-2210	15 pg/l	U	LB<RL	blank target = 0.202pg/l
	BA7DC-WO35-2210-FD	15 pg/l	U	LB<RL	blank target = 0.202pg/l
	BA7DC-WO35-2210-FD2	15 pg/l	U	LB<RL	blank target = 0.202pg/l
	BA8BC-WO95-2210	15 pg/l	U	LB<RL	blank target = 0.11pg/l
	BA8B-WO5-2210	15 pg/l	U	LB<RL	blank target = 0.11pg/l
	BA8B-WO75-2210	15 pg/l	U	LB<RL	blank target = 0.11pg/l
	BA9BC-WO95-2210	15 pg/l	U	LB<RL	blank target = 0.12pg/l
	W3-WO100-2210	15 pg/l	U	LB<RL	blank target = 0.11pg/l
	W4-WO195-2210	15 pg/l	U	LB<RL	blank target = 0.11pg/l
PCB-118	BA10B-WO145-2210	15 pg/l	U	LB<RL	blank target = 2.06pg/l
	BA10B-WO5-2210	15 pg/l	U	LB<RL	blank target = 2.06pg/l
	BA10B-WO75-2210	15 pg/l	U	LB<RL	blank target = 2.06pg/l
	BA10C-WO30-2210	15 pg/l	U	LB<RL	blank target = 2.06pg/l
	BA10C-WO5-2210	15 pg/l	U	LB<RL	blank target = 2.06pg/l
	BA10C-WO55-2210	15 pg/l	U	LB<RL	blank target = 2.06pg/l
	BA10DC-WO20-2210	15 pg/l	U	LB<RL	blank target = 2.06pg/l
	BA10DC-WO35-2210	6.77 pg/l	U	EB<RL	blank target = 1.81pg/l
	BA10DC-WO5-2210	15 pg/l	U	LB<RL	blank target = 2.06pg/l
	BA1B-WO145-2210	15 pg/l	U	LB<RL	blank target = 2.64pg/l
	BA1B-WO5-2210	15 pg/l	U	LB<RL	blank target = 2.64pg/l
	BA1B-WO75-2210	15 pg/l	U	LB<RL	blank target = 2.64pg/l
	BA1C-WO30-2210	15 pg/l	U	LB<RL	blank target = 1.51pg/l
	BA1C-WO5-2210	15 pg/l	U	LB<RL	blank target = 1.51pg/l
	BA1C-WO55-2210	15 pg/l	U	LB<RL	blank target = 1.51pg/l
	BA1DC-WO20-2210	15 pg/l	U	EB<RL	blank target = 1.8pg/l
	BA1DC-WO20-2210	15 pg/l	U	LB<RL	blank target = 2.03pg/l
	BA1DC-WO35-2210	15 pg/l	U	EB<RL	blank target = 1.8pg/l
	BA1DC-WO35-2210	15 pg/l	U	LB<RL	blank target = 2.03pg/l
	BA1DC-WO5-2210	15 pg/l	U	EB<RL	blank target = 1.8pg/l
	BA1DC-WO5-2210	15 pg/l	U	LB<RL	blank target = 2.03pg/l

TABLE 3. Blank Contamination - Qualified Data

Method (Matrix) Analyte	Sample Identification	Result	Blank Contamination Qualifier*	Criteria	Comments
E1668 (Water)					
PCB-118	BA1DC-WO5-2210-FD	15 pg/l	U	EB<RL	blank target = 1.8pg/l
	BA1DC-WO5-2210-FD	15 pg/l	U	LB<RL	blank target = 2.03pg/l
	BA2B-WO145-2210	15 pg/l	U	LB<RL	blank target = 2.64pg/l
	BA2B-WO5-2210	15 pg/l	U	LB<RL	blank target = 2.64pg/l
	BA2B-WO75-2210	15 pg/l	U	LB<RL	blank target = 2.64pg/l
	BA2C-WO30-2210	15 pg/l	U	LB<RL	blank target = 1.51pg/l
	BA2C-WO5-2210	15 pg/l	U	LB<RL	blank target = 1.51pg/l
	BA2C-WO55-2210	15 pg/l	U	LB<RL	blank target = 1.51pg/l
	BA2DC-WO20-2210	15 pg/l	U	EB<RL	blank target = 1.8pg/l
	BA2DC-WO20-2210	15 pg/l	U	LB<RL	blank target = 2.03pg/l
	BA2DC-WO35-2210	15 pg/l	U	EB<RL	blank target = 1.8pg/l
	BA2DC-WO35-2210	15 pg/l	U	LB<RL	blank target = 2.03pg/l
	BA2DC-WO5-2210	15 pg/l	U	EB<RL	blank target = 1.8pg/l
	BA2DC-WO5-2210	15 pg/l	U	LB<RL	blank target = 2.03pg/l
	BA3B-WO145-2210	15 pg/l	U	LB<RL	blank target = 1.87pg/l
	BA3B-WO5-2210	15 pg/l	U	LB<RL	blank target = 1.87pg/l
	BA3B-WO80-2210	15 pg/l	U	LB<RL	blank target = 1.87pg/l
	BA3C-WO30-2210	15 pg/l	U	LB<RL	blank target = 1.51pg/l
	BA3C-WO5-2210	15 pg/l	U	LB<RL	blank target = 1.51pg/l
	BA3C-WO55-2210	15 pg/l	U	LB<RL	blank target = 5.65pg/l
	BA3DC-WO20-2210	15 pg/l	U	EB<RL	blank target = 1.8pg/l
	BA3DC-WO20-2210	15 pg/l	U	LB<RL	blank target = 2.03pg/l
	BA3DC-WO35-2210	15 pg/l	U	EB<RL	blank target = 1.8pg/l
	BA3DC-WO35-2210	15 pg/l	U	LB<RL	blank target = 2.03pg/l
	BA3DC-WO5-2210	15 pg/l	U	EB<RL	blank target = 1.8pg/l
	BA3DC-WO5-2210	15 pg/l	U	LB<RL	blank target = 2.03pg/l
	BA4B-WO145-2210	15 pg/l	U	LB<RL	blank target = 1.93pg/l
	BA4B-WO5-2210	15 pg/l	U	LB<RL	blank target = 1.93pg/l
	BA4B-WO75-2210	15 pg/l	U	LB<RL	blank target = 1.93pg/l
	BA4C-WO30-2210	15 pg/l	U	LB<RL	blank target = 5.65pg/l
	BA4C-WO5-2210	15 pg/l	U	LB<RL	blank target = 5.65pg/l
	BA4C-WO55-2210	15 pg/l	U	LB<RL	blank target = 5.65pg/l
	BA4C-WO55-2210-FD	15 pg/l	U	LB<RL	blank target = 5.65pg/l

TABLE 3. Blank Contamination - Qualified Data

Method (Matrix) Analyte	Sample Identification	Result	Blank Contamination Qualifier*	Criteria	Comments
E1668 (Water)					
PCB-118	BA4C-WO55-2210-FD2	15 pg/l	U	LB<RL	blank target = 5.65pg/l
	BA4DC-WO20-2210	15 pg/l	U	LB<RL	blank target = 1.09pg/l
	BA4DC-WO35-2210	15 pg/l	U	LB<RL	blank target = 1.09pg/l
	BA4DC-WO5-2210	15 pg/l	U	LB<RL	blank target = 1.09pg/l
	BA5B-WO5-2210	15 pg/l	U	LB<RL	blank target = 1.87pg/l
	BA5B-WO75-2210	15 pg/l	U	LB<RL	blank target = 1.87pg/l
	BA5C-WO30-2210	15 pg/l	U	LB<RL	blank target = 5.65pg/l
	BA5C-WO5-2210	15 pg/l	U	LB<RL	blank target = 5.65pg/l
	BA5C-WO55-2210	15 pg/l	U	LB<RL	blank target = 5.65pg/l
	BA5DC-WO20-2210	15 pg/l	U	LB<RL	blank target = 1.09pg/l
	BA5DC-WO35-2210	15 pg/l	U	LB<RL	blank target = 1.09pg/l
	BA5DC-WO5-2210	15 pg/l	U	LB<RL	blank target = 1.09pg/l
	BA6BC-WO50-2210	15 pg/l	U	LB<RL	blank target = 5.65pg/l
	BA6BC-WO5-2210	17 pg/l	U	LB<RL	blank target = 5.65pg/l
	BA6BC-WO95-2210	15 pg/l	U	LB<RL	blank target = 5.65pg/l
	BA6B-WO145-2210	15 pg/l	U	LB<RL	blank target = 1.87pg/l
	BA6B-WO5-2210	15 pg/l	U	EB<RL	blank target = 1.28pg/l
	BA6B-WO5-2210	15 pg/l	U	LB<RL	blank target = 1.87pg/l
	BA6B-WO75-2210	15 pg/l	U	EB<RL	blank target = 1.28pg/l
	BA6B-WO75-2210	15 pg/l	U	LB<RL	blank target = 1.87pg/l
	BA6C-WO30-2210	15 pg/l	U	LB<RL	blank target = 5.65pg/l
	BA6C-WO5-2210	15 pg/l	U	LB<RL	blank target = 5.65pg/l
	BA6C-WO55-2210	15 pg/l	U	LB<RL	blank target = 5.65pg/l
	BA6DC-WO20-2210	15 pg/l	U	LB<RL	blank target = 1.09pg/l
	BA6DC-WO35-2210	15 pg/l	U	LB<RL	blank target = 1.09pg/l
	BA6DC-WO5-2210	15 pg/l	U	LB<RL	blank target = 1.09pg/l
	BA7BC-WO50-2210	15 pg/l	U	LB<RL	blank target = 1.93pg/l
	BA7BC-WO5-2210	15 pg/l	U	LB<RL	blank target = 1.93pg/l
	BA7BC-WO95-2210	15 pg/l	U	LB<RL	blank target = 1.93pg/l
	BA7B-WO145-2210	15 pg/l	U	LB<RL	blank target = 1.87pg/l
	BA7B-WO5-2210	15 pg/l	U	EB<RL	blank target = 1.28pg/l
	BA7B-WO5-2210	15 pg/l	U	LB<RL	blank target = 0.841pg/l
	BA7B-WO75-2210	15 pg/l	U	EB<RL	blank target = 1.28pg/l

TABLE 3. Blank Contamination - Qualified Data

Method (Matrix) Analyte	Sample Identification	Result	Blank Contamination Qualifier*	Criteria	Comments
E1668 (Water)					
PCB-118	BA7B-WO75-2210	15 pg/l	U	LB<RL	blank target = 1.87pg/l
	BA7C-WO30-2210	15 pg/l	U	LB<RL	blank target = 1.2pg/l
	BA7C-WO5-2210	15 pg/l	U	LB<RL	blank target = 1.2pg/l
	BA7DC-WO20-2210	15 pg/l	U	LB<RL	blank target = 1.46pg/l
	BA7DC-WO35-2210-FD	15 pg/l	U	LB<RL	blank target = 1.09pg/l
	BA7DC-WO5-2210	15 pg/l	U	LB<RL	blank target = 1.46pg/l
	BA8BC-WO50-2210	15 pg/l	U	LB<RL	blank target = 1.93pg/l
	BA8BC-WO5-2210	15 pg/l	U	LB<RL	blank target = 1.93pg/l
	BA8BC-WO95-2210	15 pg/l	U	LB<RL	blank target = 1.93pg/l
	BA8B-WO145-2210	15 pg/l	U	LB<RL	blank target = 1.93pg/l
	BA8B-WO5-2210	15 pg/l	U	LB<RL	blank target = 1.93pg/l
	BA8B-WO75-2210	15 pg/l	U	LB<RL	blank target = 1.93pg/l
	BA8C-WO30-2210	15 pg/l	U	LB<RL	blank target = 1.2pg/l
	BA8C-WO5-2210	15 pg/l	U	LB<RL	blank target = 1.2pg/l
	BA8C-WO55-2210	15 pg/l	U	LB<RL	blank target = 1.2pg/l
	BA8C-WO55-2210-FD	15 pg/l	U	LB<RL	blank target = 1.2pg/l
	BA8C-WO55-2210-FD2	15 pg/l	U	LB<RL	blank target = 1.2pg/l
	BA8DC-WO20-2210	15 pg/l	U	LB<RL	blank target = 2.06pg/l
	BA8DC-WO35-2210	15 pg/l	U	LB<RL	blank target = 2.06pg/l
	BA8DC-WO5-2210	15 pg/l	U	LB<RL	blank target = 2.06pg/l
	BA9BC-WO50-2210	15 pg/l	U	EB<RL	blank target = 1.28pg/l
	BA9BC-WO50-2210	15 pg/l	U	LB<RL	blank target = 0.841pg/l
	BA9BC-WO5-2210	15 pg/l	U	EB<RL	blank target = 1.28pg/l
	BA9BC-WO5-2210	15 pg/l	U	LB<RL	blank target = 0.841pg/l
	BA9BC-WO95-2210	15 pg/l	U	EB<RL	blank target = 1.28pg/l
	BA9BC-WO95-2210	15 pg/l	U	LB<RL	blank target = 0.841pg/l
	BA9B-WO145-2210	15 pg/l	U	EB<RL	blank target = 1.81pg/l
	BA9B-WO145-2210	15 pg/l	U	LB<RL	blank target = 1.2pg/l
	BA9B-WO5-2210	15 pg/l	U	EB<RL	blank target = 1.28pg/l
	BA9B-WO5-2210	15 pg/l	U	LB<RL	blank target = 0.841pg/l
	BA9B-WO75-2210	15 pg/l	U	EB<RL	blank target = 1.28pg/l
	BA9B-WO75-2210	15 pg/l	U	LB<RL	blank target = 0.841pg/l
	BA9C-WO30-2210	15 pg/l	U	EB<RL	blank target = 1.28pg/l

TABLE 3. Blank Contamination - Qualified Data

Method (Matrix) Analyte	Sample Identification	Result	Blank Contamination Qualifier*	Criteria	Comments
E1668 (Water)					
PCB-118	BA9C-WO30-2210	15 pg/l	U	LB<RL	blank target = 0.841pg/l
	BA9C-WO5-2210	15 pg/l	U	EB<RL	blank target = 1.28pg/l
	BA9C-WO5-2210	15 pg/l	U	LB<RL	blank target = 0.841pg/l
	BA9C-WO55-2210	15 pg/l	U	EB<RL	blank target = 1.28pg/l
	BA9C-WO55-2210	15 pg/l	U	LB<RL	blank target = 0.841pg/l
	BA9DC-WO20-2210	15 pg/l	U	LB<RL	blank target = 2.06pg/l
	BA9DC-WO35-2210	15 pg/l	U	LB<RL	blank target = 2.06pg/l
	BA9DC-WO35-2210-FD	15 pg/l	U	LB<RL	blank target = 2.06pg/l
	BA9DC-WO5-2210	15 pg/l	U	LB<RL	blank target = 2.06pg/l
	T11-WO30-2210	15 pg/l	U	EB<RL	blank target = 1.81pg/l
	T11-WO30-2210	15 pg/l	U	LB<RL	blank target = 1.2pg/l
	T11-WO5-2210	15 pg/l	U	EB<RL	blank target = 1.81pg/l
	T11-WO5-2210	15 pg/l	U	LB<RL	blank target = 1.2pg/l
	W1-WO30-2210	15 pg/l	U	EB<RL	blank target = 1.8pg/l
	W1-WO30-2210	15 pg/l	U	LB<RL	blank target = 2.03pg/l
	W1-WO5-2210	15 pg/l	U	EB<RL	blank target = 1.8pg/l
	W1-WO5-2210	15 pg/l	U	LB<RL	blank target = 2.03pg/l
	W1-WO55-2210	15 pg/l	U	EB<RL	blank target = 1.8pg/l
	W1-WO55-2210	15 pg/l	U	LB<RL	blank target = 2.03pg/l
	W2-WO100-2210	15 pg/l	U	EB<RL	blank target = 1.8pg/l
	W2-WO100-2210	15 pg/l	U	LB<RL	blank target = 2.03pg/l
	W2-WO195-2210	15 pg/l	U	EB<RL	blank target = 1.8pg/l
	W2-WO195-2210	15 pg/l	U	LB<RL	blank target = 2.03pg/l
	W2-WO5-2210	15 pg/l	U	EB<RL	blank target = 1.8pg/l
	W2-WO5-2210	15 pg/l	U	LB<RL	blank target = 2.03pg/l
	W3-WO100-2210	15 pg/l	U	LB<RL	blank target = 1.93pg/l
	W3-WO195-2210	15 pg/l	U	LB<RL	blank target = 1.93pg/l
	W3-WO5-2210	15 pg/l	U	LB<RL	blank target = 1.93pg/l
	W4-WO100-2210	15 pg/l	U	LB<RL	blank target = 1.93pg/l
	W4-WO195-2210	15 pg/l	U	LB<RL	blank target = 1.93pg/l
	W4-WO5-2210	15 pg/l	U	LB<RL	blank target = 1.93pg/l
	W5-WO30-2210	7.5 pg/l	U	LB<RL	blank target = 1.46pg/l
	W5-WO5-2210	7.5 pg/l	U	LB<RL	blank target = 1.46pg/l

TABLE 3. Blank Contamination - Qualified Data

Method (Matrix) Analyte	Sample Identification	Result	Blank Contamination Qualifier*	Criteria	Comments
E1668 (Water)					
PCB-118	W5-WO55-2210	7.5 pg/l	U	LB<RL	blank target = 1.46pg/l
	W5-WO55-2210-FD	7.5 pg/l	U	LB<RL	blank target = 1.46pg/l
PCB-123	BA3C-WO55-2210	15 pg/l	U	LB<RL	blank target = 4.26pg/l
	BA4B-WO145-2210	15 pg/l	U	LB<RL	blank target = 0.121pg/l
	BA4B-WO5-2210	15 pg/l	U	LB<RL	blank target = 0.121pg/l
	BA4C-WO55-2210	15 pg/l	U	LB<RL	blank target = 4.26pg/l
	BA4C-WO55-2210-FD2	15 pg/l	U	LB<RL	blank target = 4.26pg/l
	BA6BC-WO50-2210	15 pg/l	U	LB<RL	blank target = 4.26pg/l
	BA6C-WO30-2210	15 pg/l	U	LB<RL	blank target = 4.26pg/l
	BA6C-WO55-2210	15 pg/l	U	LB<RL	blank target = 4.26pg/l
	BA7BC-WO50-2210	15 pg/l	U	LB<RL	blank target = 0.121pg/l
	BA8BC-WO50-2210	15 pg/l	U	LB<RL	blank target = 0.121pg/l
	BA8BC-WO5-2210	15 pg/l	U	LB<RL	blank target = 0.121pg/l
	BA8B-WO5-2210	15 pg/l	U	LB<RL	blank target = 0.121pg/l
	BA8B-WO75-2210	15 pg/l	U	LB<RL	blank target = 0.121pg/l
	W3-WO100-2210	15 pg/l	U	LB<RL	blank target = 0.121pg/l
PCB-126	BA10DC-WO5-2210	15 pg/l	U	LB<RL	blank target = 0.238pg/l
	BA3C-WO55-2210	15 pg/l	U	LB<RL	blank target = 1.91pg/l
	BA7DC-WO35-2210	15 pg/l	U	LB<RL	blank target = 0.086pg/l
	BA8DC-WO5-2210	15 pg/l	U	LB<RL	blank target = 0.238pg/l
PCB-128/166	BA10B-WO5-2210	15 pg/l	U	LB<RL	blank target = 0.23pg/l
	BA10B-WO75-2210	15 pg/l	U	LB<RL	blank target = 0.23pg/l
	BA10C-WO5-2210	15 pg/l	U	LB<RL	blank target = 0.23pg/l
	BA10C-WO55-2210	15 pg/l	U	LB<RL	blank target = 0.23pg/l
	BA10DC-WO20-2210	15 pg/l	U	LB<RL	blank target = 0.23pg/l
	BA10DC-WO5-2210	15 pg/l	U	LB<RL	blank target = 0.23pg/l
	BA1B-WO145-2210	15 pg/l	U	LB<RL	blank target = 0.606pg/l
	BA1B-WO5-2210	15 pg/l	U	LB<RL	blank target = 0.606pg/l
	BA1B-WO75-2210	15 pg/l	U	LB<RL	blank target = 0.606pg/l
	BA2B-WO145-2210	15 pg/l	U	LB<RL	blank target = 0.606pg/l
	BA2B-WO5-2210	15 pg/l	U	LB<RL	blank target = 0.606pg/l
	BA2B-WO75-2210	15 pg/l	U	LB<RL	blank target = 0.606pg/l
	BA3B-WO145-2210	15 pg/l	U	LB<RL	blank target = 0.549pg/l

TABLE 3. Blank Contamination - Qualified Data

Method (Matrix) Analyte	Sample Identification	Result	Blank Contamination Qualifier*	Criteria	Comments
E1668 (Water)					
PCB-128/166	BA3B-WO5-2210	15 pg/l	U	LB<RL	blank target = 0.549pg/l
	BA3B-WO80-2210	15 pg/l	U	LB<RL	blank target = 0.549pg/l
	BA4B-WO145-2210	15 pg/l	U	LB<RL	blank target = 0.45pg/l
	BA4B-WO5-2210	15 pg/l	U	LB<RL	blank target = 0.45pg/l
	BA4B-WO75-2210	15 pg/l	U	LB<RL	blank target = 0.45pg/l
	BA6B-WO145-2210	15 pg/l	U	LB<RL	blank target = 0.549pg/l
	BA6B-WO75-2210	15 pg/l	U	LB<RL	blank target = 0.549pg/l
	BA7BC-WO50-2210	15 pg/l	U	LB<RL	blank target = 0.45pg/l
	BA7BC-WO5-2210	15 pg/l	U	LB<RL	blank target = 0.45pg/l
	BA7BC-WO95-2210	15 pg/l	U	LB<RL	blank target = 0.45pg/l
	BA7B-WO145-2210	15 pg/l	U	LB<RL	blank target = 0.549pg/l
	BA7B-WO5-2210	15 pg/l	U	LB<RL	blank target = 0.13pg/l
	BA7DC-WO20-2210	15 pg/l	U	LB<RL	blank target = 0.11pg/l
	BA7DC-WO5-2210	15 pg/l	U	LB<RL	blank target = 0.11pg/l
	BA8BC-WO50-2210	15 pg/l	U	LB<RL	blank target = 0.45pg/l
	BA8BC-WO5-2210	15 pg/l	U	LB<RL	blank target = 0.45pg/l
	BA8BC-WO95-2210	15 pg/l	U	LB<RL	blank target = 0.45pg/l
	BA8B-WO145-2210	15 pg/l	U	LB<RL	blank target = 0.45pg/l
	BA8B-WO5-2210	15 pg/l	U	LB<RL	blank target = 0.45pg/l
	BA8B-WO75-2210	15 pg/l	U	LB<RL	blank target = 0.45pg/l
	BA8DC-WO20-2210	15 pg/l	U	LB<RL	blank target = 0.23pg/l
	BA8DC-WO5-2210	15 pg/l	U	LB<RL	blank target = 0.23pg/l
	BA9BC-WO50-2210	15 pg/l	U	LB<RL	blank target = 0.13pg/l
	BA9BC-WO95-2210	15 pg/l	U	LB<RL	blank target = 0.13pg/l
	BA9C-WO5-2210	15 pg/l	U	LB<RL	blank target = 0.13pg/l
	BA9C-WO55-2210	15 pg/l	U	LB<RL	blank target = 0.13pg/l
	BA9DC-WO20-2210	15 pg/l	U	LB<RL	blank target = 0.23pg/l
	BA9DC-WO35-2210	15 pg/l	U	LB<RL	blank target = 0.23pg/l
	BA9DC-WO35-2210-FD	15 pg/l	U	LB<RL	blank target = 0.23pg/l
	W3-WO100-2210	15 pg/l	U	LB<RL	blank target = 0.45pg/l
	W3-WO195-2210	15 pg/l	U	LB<RL	blank target = 0.45pg/l
	W3-WO5-2210	15 pg/l	U	LB<RL	blank target = 0.45pg/l
	W4-WO100-2210	15 pg/l	U	LB<RL	blank target = 0.45pg/l

TABLE 3. Blank Contamination - Qualified Data

Method (Matrix) Analyte	Sample Identification	Result	Blank Contamination Qualifier*	Criteria	Comments
E1668 (Water)					
PCB-128/166	W4-WO195-2210	15 pg/l	U	LB<RL	blank target = 0.45pg/l
	W4-WO5-2210	15 pg/l	U	LB<RL	blank target = 0.45pg/l
	W5-WO30-2210	7.5 pg/l	U	LB<RL	blank target = 0.11pg/l
	W5-WO5-2210	7.5 pg/l	U	LB<RL	blank target = 0.11pg/l
	W5-WO55-2210	7.5 pg/l	U	LB<RL	blank target = 0.11pg/l
	W5-WO55-2210-FD	7.5 pg/l	U	LB<RL	blank target = 0.11pg/l
PCB-129/138/163	BA10B-WO145-2210	15 pg/l	U	LB<RL	blank target = 2pg/l
	BA10B-WO5-2210	15 pg/l	U	LB<RL	blank target = 2pg/l
	BA10B-WO75-2210	15 pg/l	U	LB<RL	blank target = 2pg/l
	BA10C-WO30-2210	15 pg/l	U	LB<RL	blank target = 2pg/l
	BA10C-WO5-2210	15 pg/l	U	LB<RL	blank target = 2pg/l
	BA10C-WO55-2210	15 pg/l	U	LB<RL	blank target = 2pg/l
	BA10DC-WO20-2210	15 pg/l	U	LB<RL	blank target = 2pg/l
	BA10DC-WO5-2210	15 pg/l	U	LB<RL	blank target = 2pg/l
	BA1B-WO145-2210	15 pg/l	U	LB<RL	blank target = 2.5pg/l
	BA1B-WO5-2210	15 pg/l	U	LB<RL	blank target = 2.5pg/l
	BA1B-WO75-2210	15 pg/l	U	LB<RL	blank target = 2.5pg/l
	BA1C-WO30-2210	15 pg/l	U	LB<RL	blank target = 1.03pg/l
	BA1C-WO5-2210	15 pg/l	U	LB<RL	blank target = 1.03pg/l
	BA1C-WO55-2210	15 pg/l	U	LB<RL	blank target = 1.03pg/l
	BA1DC-WO20-2210	15 pg/l	U	LB<RL	blank target = 2.67pg/l
	BA1DC-WO35-2210	15 pg/l	U	LB<RL	blank target = 2.67pg/l
	BA1DC-WO5-2210	15 pg/l	U	LB<RL	blank target = 2.67pg/l
	BA1DC-WO5-2210-FD	15 pg/l	U	LB<RL	blank target = 2.67pg/l
	BA2B-WO145-2210	15 pg/l	U	LB<RL	blank target = 2.5pg/l
	BA2B-WO5-2210	15 pg/l	U	LB<RL	blank target = 2.5pg/l
	BA2B-WO75-2210	15 pg/l	U	LB<RL	blank target = 2.5pg/l
	BA2C-WO30-2210	15 pg/l	U	LB<RL	blank target = 1.03pg/l
	BA2C-WO5-2210	15 pg/l	U	LB<RL	blank target = 1.03pg/l
	BA2C-WO55-2210	15 pg/l	U	LB<RL	blank target = 1.03pg/l
	BA2DC-WO20-2210	15 pg/l	U	LB<RL	blank target = 2.67pg/l
	BA2DC-WO35-2210	15 pg/l	U	LB<RL	blank target = 2.67pg/l
	BA2DC-WO5-2210	15 pg/l	U	LB<RL	blank target = 2.67pg/l

TABLE 3. Blank Contamination - Qualified Data

Method (Matrix) Analyte	Sample Identification	Result	Blank Contamination Qualifier*	Criteria	Comments
E1668 (Water)					
PCB-129/138/163	BA3B-WO145-2210	15 pg/l	U	LB<RL	blank target = 3.53pg/l
	BA3B-WO5-2210	15 pg/l	U	LB<RL	blank target = 3.53pg/l
	BA3B-WO80-2210	15 pg/l	U	LB<RL	blank target = 3.53pg/l
	BA3C-WO30-2210	15 pg/l	U	LB<RL	blank target = 1.03pg/l
	BA3C-WO5-2210	15 pg/l	U	LB<RL	blank target = 1.03pg/l
	BA3C-WO55-2210	15 pg/l	U	LB<RL	blank target = 1.4pg/l
	BA3DC-WO20-2210	15 pg/l	U	LB<RL	blank target = 2.67pg/l
	BA3DC-WO35-2210	15 pg/l	U	LB<RL	blank target = 2.67pg/l
	BA3DC-WO5-2210	15 pg/l	U	LB<RL	blank target = 2.67pg/l
	BA4B-WO145-2210	15 pg/l	U	LB<RL	blank target = 3.28pg/l
	BA4B-WO5-2210	15 pg/l	U	LB<RL	blank target = 3.28pg/l
	BA4B-WO75-2210	15 pg/l	U	LB<RL	blank target = 3.28pg/l
	BA4C-WO30-2210	15 pg/l	U	LB<RL	blank target = 1.4pg/l
	BA4C-WO5-2210	15 pg/l	U	LB<RL	blank target = 1.4pg/l
	BA4C-WO55-2210	15 pg/l	U	LB<RL	blank target = 1.4pg/l
	BA4C-WO55-2210-FD	15 pg/l	U	LB<RL	blank target = 1.4pg/l
	BA4C-WO55-2210-FD2	15 pg/l	U	LB<RL	blank target = 1.4pg/l
	BA4DC-WO20-2210	15 pg/l	U	LB<RL	blank target = 1.2pg/l
	BA4DC-WO5-2210	15 pg/l	U	LB<RL	blank target = 1.2pg/l
	BA5B-WO5-2210	15 pg/l	U	LB<RL	blank target = 3.53pg/l
	BA5B-WO75-2210	15 pg/l	U	LB<RL	blank target = 3.53pg/l
	BA5C-WO30-2210	15 pg/l	U	LB<RL	blank target = 1.4pg/l
	BA5C-WO5-2210	15 pg/l	U	LB<RL	blank target = 1.4pg/l
	BA5C-WO55-2210	15 pg/l	U	LB<RL	blank target = 1.4pg/l
	BA5DC-WO20-2210	15 pg/l	U	LB<RL	blank target = 1.2pg/l
	BA5DC-WO35-2210	15 pg/l	U	LB<RL	blank target = 1.2pg/l
	BA5DC-WO5-2210	15 pg/l	U	LB<RL	blank target = 1.2pg/l
	BA6BC-WO50-2210	15 pg/l	U	LB<RL	blank target = 1.4pg/l
	BA6BC-WO5-2210	17 pg/l	U	LB<RL	blank target = 1.4pg/l
	BA6BC-WO95-2210	15 pg/l	U	LB<RL	blank target = 1.4pg/l
	BA6B-WO145-2210	15 pg/l	U	LB<RL	blank target = 3.53pg/l
	BA6B-WO5-2210	15 pg/l	U	EB<RL	blank target = 1.1pg/l
	BA6B-WO5-2210	15 pg/l	U	LB<RL	blank target = 3.53pg/l

TABLE 3. Blank Contamination - Qualified Data

Method (Matrix) Analyte	Sample Identification	Result	Blank Contamination Qualifier*	Criteria	Comments
E1668 (Water)					
PCB-129/138/163	BA6B-WO75-2210	15 pg/l	U	EB<RL	blank target = 1.1pg/l
	BA6B-WO75-2210	15 pg/l	U	LB<RL	blank target = 3.53pg/l
	BA6C-WO30-2210	15 pg/l	U	LB<RL	blank target = 1.4pg/l
	BA6C-WO5-2210	15 pg/l	U	LB<RL	blank target = 1.4pg/l
	BA6C-WO55-2210	15 pg/l	U	LB<RL	blank target = 1.4pg/l
	BA6DC-WO20-2210	15 pg/l	U	LB<RL	blank target = 1.2pg/l
	BA6DC-WO35-2210	15 pg/l	U	LB<RL	blank target = 1.2pg/l
	BA6DC-WO5-2210	15 pg/l	U	LB<RL	blank target = 1.2pg/l
	BA7BC-WO50-2210	15 pg/l	U	LB<RL	blank target = 3.28pg/l
	BA7BC-WO5-2210	15 pg/l	U	LB<RL	blank target = 3.28pg/l
	BA7BC-WO95-2210	15 pg/l	U	LB<RL	blank target = 3.28pg/l
	BA7B-WO145-2210	15 pg/l	U	LB<RL	blank target = 3.53pg/l
	BA7B-WO5-2210	15 pg/l	U	EB<RL	blank target = 1.1pg/l
	BA7B-WO5-2210	15 pg/l	U	LB<RL	blank target = 0.91pg/l
	BA7B-WO75-2210	15 pg/l	U	EB<RL	blank target = 1.1pg/l
	BA7B-WO75-2210	15 pg/l	U	LB<RL	blank target = 3.53pg/l
	BA7C-WO30-2210	15 pg/l	U	LB<RL	blank target = 1.4pg/l
	BA7C-WO5-2210	15 pg/l	U	LB<RL	blank target = 1.4pg/l
	BA7C-WO55-2210	15 pg/l	U	LB<RL	blank target = 1.4pg/l
	BA7DC-WO20-2210	15 pg/l	U	LB<RL	blank target = 1.18pg/l
	BA7DC-WO35-2210-FD	15 pg/l	U	LB<RL	blank target = 1.2pg/l
	BA7DC-WO5-2210	15 pg/l	U	LB<RL	blank target = 1.18pg/l
	BA8BC-WO50-2210	15 pg/l	U	LB<RL	blank target = 3.28pg/l
	BA8BC-WO5-2210	15 pg/l	U	LB<RL	blank target = 3.28pg/l
	BA8BC-WO95-2210	15 pg/l	U	LB<RL	blank target = 3.28pg/l
	BA8B-WO145-2210	15 pg/l	U	LB<RL	blank target = 3.28pg/l
	BA8B-WO5-2210	15 pg/l	U	LB<RL	blank target = 3.28pg/l
	BA8B-WO75-2210	15 pg/l	U	LB<RL	blank target = 3.28pg/l
	BA8C-WO30-2210	15 pg/l	U	LB<RL	blank target = 1.4pg/l
	BA8C-WO5-2210	15 pg/l	U	LB<RL	blank target = 1.4pg/l
	BA8C-WO55-2210	15 pg/l	U	LB<RL	blank target = 1.4pg/l
	BA8C-WO55-2210-FD	15 pg/l	U	LB<RL	blank target = 1.4pg/l
	BA8C-WO55-2210-FD2	15 pg/l	U	LB<RL	blank target = 1.4pg/l

TABLE 3. Blank Contamination - Qualified Data

Method (Matrix) Analyte	Sample Identification	Result	Blank Contamination Qualifier*	Criteria	Comments
E1668 (Water)					
PCB-129/138/163	BA8DC-WO20-2210	15 pg/l	U	LB<RL	blank target = 2pg/l
	BA8DC-WO35-2210	15 pg/l	U	LB<RL	blank target = 2pg/l
	BA8DC-WO5-2210	15 pg/l	U	LB<RL	blank target = 2pg/l
	BA9BC-WO50-2210	15 pg/l	U	EB<RL	blank target = 1.1pg/l
	BA9BC-WO50-2210	15 pg/l	U	LB<RL	blank target = 0.91pg/l
	BA9BC-WO5-2210	15 pg/l	U	EB<RL	blank target = 1.1pg/l
	BA9BC-WO5-2210	15 pg/l	U	LB<RL	blank target = 0.91pg/l
	BA9BC-WO95-2210	15 pg/l	U	EB<RL	blank target = 1.1pg/l
	BA9BC-WO95-2210	15 pg/l	U	LB<RL	blank target = 0.91pg/l
	BA9B-WO145-2210	15 pg/l	U	EB<RL	blank target = 1.3pg/l
	BA9B-WO145-2210	15 pg/l	U	LB<RL	blank target = 1.4pg/l
	BA9B-WO5-2210	15 pg/l	U	EB<RL	blank target = 1.1pg/l
	BA9B-WO5-2210	15 pg/l	U	LB<RL	blank target = 0.91pg/l
	BA9B-WO75-2210	15 pg/l	U	EB<RL	blank target = 1.1pg/l
	BA9B-WO75-2210	15 pg/l	U	LB<RL	blank target = 0.91pg/l
	BA9C-WO30-2210	15 pg/l	U	EB<RL	blank target = 1.1pg/l
	BA9C-WO30-2210	15 pg/l	U	LB<RL	blank target = 0.91pg/l
	BA9C-WO5-2210	15 pg/l	U	EB<RL	blank target = 1.1pg/l
	BA9C-WO5-2210	15 pg/l	U	LB<RL	blank target = 0.91pg/l
	BA9C-WO55-2210	15 pg/l	U	EB<RL	blank target = 1.1pg/l
	BA9C-WO55-2210	15 pg/l	U	LB<RL	blank target = 0.91pg/l
	BA9DC-WO20-2210	15 pg/l	U	LB<RL	blank target = 2pg/l
	BA9DC-WO35-2210	15 pg/l	U	LB<RL	blank target = 2pg/l
	BA9DC-WO35-2210-FD	15 pg/l	U	LB<RL	blank target = 2pg/l
	BA9DC-WO5-2210	15 pg/l	U	LB<RL	blank target = 2pg/l
	T11-WO30-2210	15 pg/l	U	EB<RL	blank target = 1.3pg/l
	T11-WO30-2210	15 pg/l	U	LB<RL	blank target = 1.4pg/l
	T11-WO5-2210	15 pg/l	U	EB<RL	blank target = 1.3pg/l
	T11-WO5-2210	15 pg/l	U	LB<RL	blank target = 1.4pg/l
	W1-WO30-2210	15 pg/l	U	LB<RL	blank target = 2.67pg/l
	W1-WO5-2210	15 pg/l	U	LB<RL	blank target = 2.67pg/l
	W1-WO55-2210	15 pg/l	U	LB<RL	blank target = 2.67pg/l
	W2-WO100-2210	15 pg/l	U	LB<RL	blank target = 2.67pg/l

TABLE 3. Blank Contamination - Qualified Data

Method (Matrix) Analyte	Sample Identification	Result	Blank Contamination Qualifier*	Criteria	Comments
E1668 (Water)					
PCB-129/138/163	W2-WO195-2210	15 pg/l	U	LB<RL	blank target = 2.67pg/l
	W2-WO5-2210	15 pg/l	U	LB<RL	blank target = 2.67pg/l
	W3-WO100-2210	15 pg/l	U	LB<RL	blank target = 3.28pg/l
	W3-WO195-2210	15 pg/l	U	LB<RL	blank target = 3.28pg/l
	W3-WO5-2210	15 pg/l	U	LB<RL	blank target = 3.28pg/l
	W4-WO100-2210	15 pg/l	U	LB<RL	blank target = 3.28pg/l
	W4-WO195-2210	15 pg/l	U	LB<RL	blank target = 3.28pg/l
	W4-WO5-2210	15 pg/l	U	LB<RL	blank target = 3.28pg/l
	W5-WO30-2210	7.5 pg/l	U	LB<RL	blank target = 1.18pg/l
	W5-WO5-2210	7.5 pg/l	U	LB<RL	blank target = 1.18pg/l
	W5-WO55-2210	7.5 pg/l	U	LB<RL	blank target = 1.18pg/l
	W5-WO55-2210-FD	7.5 pg/l	U	LB<RL	blank target = 1.18pg/l
PCB-135/151	BA10B-WO145-2210	15 pg/l	U	LB<RL	blank target = 0.69pg/l
	BA10B-WO5-2210	15 pg/l	U	LB<RL	blank target = 0.69pg/l
	BA10B-WO75-2210	15 pg/l	U	LB<RL	blank target = 0.69pg/l
	BA10C-WO30-2210	15 pg/l	U	LB<RL	blank target = 0.69pg/l
	BA10C-WO5-2210	15 pg/l	U	LB<RL	blank target = 0.69pg/l
	BA10C-WO55-2210	15 pg/l	U	LB<RL	blank target = 0.69pg/l
	BA10DC-WO20-2210	15 pg/l	U	LB<RL	blank target = 0.69pg/l
	BA10DC-WO35-2210	15 pg/l	U	LB<RL	blank target = 1.07pg/l
	BA10DC-WO5-2210	15 pg/l	U	LB<RL	blank target = 0.69pg/l
	BA1B-WO145-2210	15 pg/l	U	LB<RL	blank target = 2.23pg/l
	BA1B-WO5-2210	15 pg/l	U	LB<RL	blank target = 2.23pg/l
	BA1B-WO75-2210	15 pg/l	U	LB<RL	blank target = 2.23pg/l
	BA1C-WO30-2210	15 pg/l	U	LB<RL	blank target = 1.29pg/l
	BA1C-WO5-2210	15 pg/l	U	LB<RL	blank target = 1.29pg/l
	BA1C-WO55-2210	15 pg/l	U	LB<RL	blank target = 1.29pg/l
	BA1DC-WO35-2210	15 pg/l	U	LB<RL	blank target = 0.76pg/l
	BA1DC-WO5-2210	15 pg/l	U	LB<RL	blank target = 0.76pg/l
	BA1DC-WO5-2210-FD	15 pg/l	U	LB<RL	blank target = 0.76pg/l
	BA2B-WO145-2210	15 pg/l	U	LB<RL	blank target = 2.23pg/l
	BA2B-WO5-2210	15 pg/l	U	LB<RL	blank target = 2.23pg/l
	BA2B-WO75-2210	15 pg/l	U	LB<RL	blank target = 2.23pg/l

TABLE 3. Blank Contamination - Qualified Data

Method (Matrix) Analyte	Sample Identification	Result	Blank Contamination Qualifier*	Criteria	Comments
E1668 (Water)					
PCB-135/151	BA2C-WO30-2210	15 pg/l	U	LB<RL	blank target = 1.29pg/l
	BA2C-WO5-2210	15 pg/l	U	LB<RL	blank target = 1.29pg/l
	BA2C-WO55-2210	15 pg/l	U	LB<RL	blank target = 1.29pg/l
	BA2DC-WO20-2210	15 pg/l	U	LB<RL	blank target = 0.76pg/l
	BA2DC-WO35-2210	15 pg/l	U	LB<RL	blank target = 0.76pg/l
	BA2DC-WO5-2210	15 pg/l	U	LB<RL	blank target = 0.76pg/l
	BA3B-WO145-2210	15 pg/l	U	LB<RL	blank target = 1.08pg/l
	BA3B-WO5-2210	15 pg/l	U	LB<RL	blank target = 1.08pg/l
	BA3B-WO80-2210	15 pg/l	U	LB<RL	blank target = 1.08pg/l
	BA3C-WO30-2210	15 pg/l	U	LB<RL	blank target = 1.29pg/l
	BA3C-WO5-2210	15 pg/l	U	LB<RL	blank target = 1.29pg/l
	BA3C-WO55-2210	15 pg/l	U	LB<RL	blank target = 0.39pg/l
	BA3DC-WO20-2210	15 pg/l	U	LB<RL	blank target = 0.76pg/l
	BA3DC-WO5-2210	15 pg/l	U	LB<RL	blank target = 0.76pg/l
	BA4B-WO145-2210	15 pg/l	U	LB<RL	blank target = 1.36pg/l
	BA4B-WO5-2210	15 pg/l	U	LB<RL	blank target = 1.36pg/l
	BA4B-WO75-2210	15 pg/l	U	LB<RL	blank target = 1.36pg/l
	BA4C-WO5-2210	15 pg/l	U	LB<RL	blank target = 0.39pg/l
	BA4C-WO55-2210	15 pg/l	U	LB<RL	blank target = 0.39pg/l
	BA4C-WO55-2210-FD	15 pg/l	U	LB<RL	blank target = 0.39pg/l
	BA4C-WO55-2210-FD2	15 pg/l	U	LB<RL	blank target = 0.39pg/l
	BA4DC-WO20-2210	15 pg/l	U	LB<RL	blank target = 0.833pg/l
	BA4DC-WO35-2210	15 pg/l	U	LB<RL	blank target = 0.833pg/l
	BA4DC-WO5-2210	15 pg/l	U	LB<RL	blank target = 0.833pg/l
	BA5B-WO145-2210	15 pg/l	U	LB<RL	blank target = 1.07pg/l
	BA5B-WO5-2210	15 pg/l	U	LB<RL	blank target = 1.08pg/l
	BA5B-WO75-2210	15 pg/l	U	LB<RL	blank target = 1.08pg/l
	BA5C-WO30-2210	15 pg/l	U	LB<RL	blank target = 0.39pg/l
	BA5C-WO5-2210	15 pg/l	U	LB<RL	blank target = 0.39pg/l
	BA5C-WO55-2210	15 pg/l	U	LB<RL	blank target = 0.39pg/l
	BA5DC-WO20-2210	15 pg/l	U	LB<RL	blank target = 0.833pg/l
	BA5DC-WO35-2210	15 pg/l	U	LB<RL	blank target = 0.833pg/l
	BA5DC-WO35-2210-FD	15 pg/l	U	LB<RL	blank target = 0.833pg/l

TABLE 3. Blank Contamination - Qualified Data

Method (Matrix) Analyte	Sample Identification	Result	Blank Contamination Qualifier*	Criteria	Comments
E1668 (Water)					
PCB-135/151	BA5DC-WO5-2210	15 pg/l	U	LB<RL	blank target = 0.833pg/l
	BA6BC-WO50-2210	15 pg/l	U	LB<RL	blank target = 0.39pg/l
	BA6BC-WO5-2210	17 pg/l	U	LB<RL	blank target = 0.39pg/l
	BA6B-WO145-2210	15 pg/l	U	LB<RL	blank target = 1.08pg/l
	BA6B-WO5-2210	15 pg/l	U	EB<RL	blank target = 0.488pg/l
	BA6B-WO5-2210	15 pg/l	U	LB<RL	blank target = 1.08pg/l
	BA6B-WO75-2210	15 pg/l	U	EB<RL	blank target = 0.488pg/l
	BA6B-WO75-2210	15 pg/l	U	LB<RL	blank target = 1.08pg/l
	BA6C-WO30-2210	15 pg/l	U	LB<RL	blank target = 0.39pg/l
	BA6C-WO5-2210	15 pg/l	U	LB<RL	blank target = 0.39pg/l
	BA6DC-WO20-2210	15 pg/l	U	LB<RL	blank target = 0.833pg/l
	BA6DC-WO35-2210	15 pg/l	U	LB<RL	blank target = 0.833pg/l
	BA6DC-WO5-2210	15 pg/l	U	LB<RL	blank target = 0.833pg/l
	BA7BC-WO50-2210	15 pg/l	U	LB<RL	blank target = 1.36pg/l
	BA7BC-WO5-2210	15 pg/l	U	LB<RL	blank target = 1.36pg/l
	BA7BC-WO95-2210	15 pg/l	U	LB<RL	blank target = 1.36pg/l
	BA7B-WO145-2210	15 pg/l	U	LB<RL	blank target = 1.08pg/l
	BA7B-WO5-2210	15 pg/l	U	EB<RL	blank target = 0.488pg/l
	BA7B-WO5-2210	15 pg/l	U	LB<RL	blank target = 0.519pg/l
	BA7B-WO75-2210	15 pg/l	U	EB<RL	blank target = 0.488pg/l
	BA7B-WO75-2210	15 pg/l	U	LB<RL	blank target = 1.08pg/l
	BA7C-WO30-2210	15 pg/l	U	LB<RL	blank target = 1.07pg/l
	BA7C-WO5-2210	15 pg/l	U	LB<RL	blank target = 1.07pg/l
	BA7C-WO55-2210	15 pg/l	U	LB<RL	blank target = 1.07pg/l
	BA7DC-WO20-2210	15 pg/l	U	LB<RL	blank target = 0.44pg/l
	BA7DC-WO35-2210	15 pg/l	U	LB<RL	blank target = 0.833pg/l
	BA7DC-WO35-2210-FD	15 pg/l	U	LB<RL	blank target = 0.833pg/l
	BA7DC-WO35-2210-FD2	15 pg/l	U	LB<RL	blank target = 0.833pg/l
	BA7DC-WO5-2210	15 pg/l	U	LB<RL	blank target = 0.44pg/l
	BA8BC-WO50-2210	15 pg/l	U	LB<RL	blank target = 1.36pg/l
	BA8BC-WO5-2210	15 pg/l	U	LB<RL	blank target = 1.36pg/l
	BA8BC-WO95-2210	15 pg/l	U	LB<RL	blank target = 1.36pg/l
	BA8B-WO145-2210	15 pg/l	U	LB<RL	blank target = 1.36pg/l

TABLE 3. Blank Contamination - Qualified Data

Method (Matrix) Analyte	Sample Identification	Result	Blank Contamination Qualifier*	Criteria	Comments
E1668 (Water)					
PCB-135/151	BA8B-WO5-2210	15 pg/l	U	LB<RL	blank target = 1.36pg/l
	BA8B-WO75-2210	15 pg/l	U	LB<RL	blank target = 1.36pg/l
	BA8C-WO5-2210	15 pg/l	U	LB<RL	blank target = 1.07pg/l
	BA8C-WO55-2210	15 pg/l	U	LB<RL	blank target = 1.07pg/l
	BA8DC-WO20-2210	15 pg/l	U	LB<RL	blank target = 0.69pg/l
	BA9BC-WO50-2210	15 pg/l	U	EB<RL	blank target = 0.488pg/l
	BA9BC-WO50-2210	15 pg/l	U	LB<RL	blank target = 0.519pg/l
	BA9BC-WO5-2210	15 pg/l	U	EB<RL	blank target = 0.488pg/l
	BA9BC-WO5-2210	15 pg/l	U	LB<RL	blank target = 0.519pg/l
	BA9BC-WO95-2210	15 pg/l	U	EB<RL	blank target = 0.488pg/l
	BA9BC-WO95-2210	15 pg/l	U	LB<RL	blank target = 0.519pg/l
	BA9B-WO5-2210	15 pg/l	U	EB<RL	blank target = 0.488pg/l
	BA9B-WO5-2210	15 pg/l	U	LB<RL	blank target = 0.519pg/l
	BA9B-WO75-2210	15 pg/l	U	EB<RL	blank target = 0.488pg/l
	BA9B-WO75-2210	15 pg/l	U	LB<RL	blank target = 0.519pg/l
	BA9C-WO30-2210	15 pg/l	U	EB<RL	blank target = 0.488pg/l
	BA9C-WO30-2210	15 pg/l	U	LB<RL	blank target = 0.519pg/l
	BA9C-WO5-2210	15 pg/l	U	EB<RL	blank target = 0.488pg/l
	BA9C-WO5-2210	15 pg/l	U	LB<RL	blank target = 0.519pg/l
	BA9C-WO55-2210	15 pg/l	U	EB<RL	blank target = 0.488pg/l
	BA9C-WO55-2210	15 pg/l	U	LB<RL	blank target = 0.519pg/l
	BA9DC-WO20-2210	15 pg/l	U	LB<RL	blank target = 0.69pg/l
	BA9DC-WO35-2210	15 pg/l	U	LB<RL	blank target = 0.69pg/l
	BA9DC-WO35-2210-FD	15 pg/l	U	LB<RL	blank target = 0.69pg/l
	BA9DC-WO5-2210	15 pg/l	U	LB<RL	blank target = 0.69pg/l
	T11-WO30-2210	15 pg/l	U	LB<RL	blank target = 1.07pg/l
	W1-WO55-2210	15 pg/l	U	LB<RL	blank target = 0.76pg/l
	W2-WO100-2210	15 pg/l	U	LB<RL	blank target = 0.76pg/l
	W2-WO195-2210	15 pg/l	U	LB<RL	blank target = 0.76pg/l
	W2-WO5-2210	15 pg/l	U	LB<RL	blank target = 0.76pg/l
	W3-WO100-2210	15 pg/l	U	LB<RL	blank target = 1.36pg/l
	W3-WO195-2210	15 pg/l	U	LB<RL	blank target = 1.36pg/l
	W3-WO5-2210	15 pg/l	U	LB<RL	blank target = 1.36pg/l

TABLE 3. Blank Contamination - Qualified Data

Method (Matrix) Analyte	Sample Identification	Result	Blank Contamination Qualifier*	Criteria	Comments
E1668 (Water)					
PCB-135/151	W4-WO100-2210	15 pg/l	U	LB<RL	blank target = 1.36pg/l
	W4-WO195-2210	15 pg/l	U	LB<RL	blank target = 1.36pg/l
	W4-WO5-2210	15 pg/l	U	LB<RL	blank target = 1.36pg/l
	W5-WO30-2210	7.5 pg/l	U	LB<RL	blank target = 0.44pg/l
	W5-WO5-2210	7.5 pg/l	U	LB<RL	blank target = 0.44pg/l
	W5-WO55-2210	7.5 pg/l	U	LB<RL	blank target = 0.44pg/l
	W5-WO55-2210-FD	7.5 pg/l	U	LB<RL	blank target = 0.44pg/l
PCB-147/149	BA10B-WO145-2210	15 pg/l	U	LB<RL	blank target = 1.3pg/l
	BA10B-WO5-2210	15 pg/l	U	LB<RL	blank target = 1.3pg/l
	BA10B-WO75-2210	15 pg/l	U	LB<RL	blank target = 1.3pg/l
	BA10C-WO30-2210	15 pg/l	U	LB<RL	blank target = 1.3pg/l
	BA10C-WO5-2210	15 pg/l	U	LB<RL	blank target = 1.3pg/l
	BA10C-WO55-2210	15 pg/l	U	LB<RL	blank target = 1.3pg/l
	BA10DC-WO20-2210	15 pg/l	U	LB<RL	blank target = 1.3pg/l
	BA10DC-WO35-2210	15 pg/l	U	EB<RL	blank target = 1.1pg/l
	BA10DC-WO35-2210	15 pg/l	U	LB<RL	blank target = 1.1pg/l
	BA10DC-WO5-2210	15 pg/l	U	LB<RL	blank target = 1.3pg/l
	BA1B-WO145-2210	15 pg/l	U	LB<RL	blank target = 2.59pg/l
	BA1B-WO5-2210	15 pg/l	U	LB<RL	blank target = 2.59pg/l
	BA1B-WO75-2210	15 pg/l	U	LB<RL	blank target = 2.59pg/l
	BA1C-WO30-2210	15 pg/l	U	LB<RL	blank target = 0.797pg/l
	BA1C-WO5-2210	15 pg/l	U	LB<RL	blank target = 0.797pg/l
	BA1C-WO55-2210	15 pg/l	U	LB<RL	blank target = 0.797pg/l
	BA1DC-WO20-2210	15 pg/l	U	LB<RL	blank target = 1.1pg/l
	BA1DC-WO35-2210	15 pg/l	U	LB<RL	blank target = 1.1pg/l
	BA1DC-WO5-2210	15 pg/l	U	LB<RL	blank target = 1.1pg/l
	BA1DC-WO5-2210-FD	15 pg/l	U	LB<RL	blank target = 1.1pg/l
	BA2B-WO145-2210	15 pg/l	U	LB<RL	blank target = 2.59pg/l
	BA2B-WO5-2210	15 pg/l	U	LB<RL	blank target = 2.59pg/l
	BA2B-WO75-2210	15 pg/l	U	LB<RL	blank target = 2.59pg/l
	BA2C-WO30-2210	15 pg/l	U	LB<RL	blank target = 0.797pg/l
	BA2C-WO5-2210	15 pg/l	U	LB<RL	blank target = 0.797pg/l
	BA2C-WO55-2210	15 pg/l	U	LB<RL	blank target = 0.797pg/l

TABLE 3. Blank Contamination - Qualified Data

Method (Matrix) Analyte	Sample Identification	Result	Blank Contamination Qualifier*	Criteria	Comments
E1668 (Water)					
PCB-147/149	BA2DC-WO35-2210	15 pg/l	U	LB<RL	blank target = 1.1pg/l
	BA2DC-WO5-2210	15 pg/l	U	LB<RL	blank target = 1.1pg/l
	BA3B-WO145-2210	15 pg/l	U	LB<RL	blank target = 1.6pg/l
	BA3B-WO5-2210	15 pg/l	U	LB<RL	blank target = 1.6pg/l
	BA3B-WO80-2210	15 pg/l	U	LB<RL	blank target = 1.6pg/l
	BA3C-WO30-2210	15 pg/l	U	LB<RL	blank target = 0.797pg/l
	BA3C-WO5-2210	15 pg/l	U	LB<RL	blank target = 0.797pg/l
	BA3C-WO55-2210	15 pg/l	U	LB<RL	blank target = 1.24pg/l
	BA3DC-WO20-2210	15 pg/l	U	LB<RL	blank target = 1.1pg/l
	BA3DC-WO35-2210	15 pg/l	U	LB<RL	blank target = 1.1pg/l
	BA3DC-WO5-2210	15 pg/l	U	LB<RL	blank target = 1.1pg/l
	BA4B-WO145-2210	15 pg/l	U	LB<RL	blank target = 1.65pg/l
	BA4B-WO5-2210	15 pg/l	U	LB<RL	blank target = 1.65pg/l
	BA4B-WO75-2210	15 pg/l	U	LB<RL	blank target = 1.65pg/l
	BA4C-WO30-2210	15 pg/l	U	LB<RL	blank target = 1.24pg/l
	BA4C-WO5-2210	15 pg/l	U	LB<RL	blank target = 1.24pg/l
	BA4C-WO55-2210	15 pg/l	U	LB<RL	blank target = 1.24pg/l
	BA4C-WO55-2210-FD	15 pg/l	U	LB<RL	blank target = 1.24pg/l
	BA4C-WO55-2210-FD2	15 pg/l	U	LB<RL	blank target = 1.24pg/l
	BA4DC-WO20-2210	15 pg/l	U	LB<RL	blank target = 1.06pg/l
	BA4DC-WO35-2210	15 pg/l	U	LB<RL	blank target = 1.06pg/l
	BA4DC-WO5-2210	15 pg/l	U	LB<RL	blank target = 1.06pg/l
	BA5B-WO5-2210	15 pg/l	U	LB<RL	blank target = 1.6pg/l
	BA5B-WO75-2210	15 pg/l	U	LB<RL	blank target = 1.6pg/l
	BA5C-WO30-2210	15 pg/l	U	LB<RL	blank target = 1.24pg/l
	BA5C-WO5-2210	15 pg/l	U	LB<RL	blank target = 1.24pg/l
	BA5C-WO55-2210	15 pg/l	U	LB<RL	blank target = 1.24pg/l
	BA5DC-WO20-2210	15 pg/l	U	LB<RL	blank target = 1.06pg/l
	BA5DC-WO35-2210	15 pg/l	U	LB<RL	blank target = 1.06pg/l
	BA5DC-WO5-2210	15 pg/l	U	LB<RL	blank target = 1.06pg/l
	BA6BC-WO5-2210	17 pg/l	U	LB<RL	blank target = 1.24pg/l
	BA6BC-WO95-2210	15 pg/l	U	LB<RL	blank target = 1.24pg/l
	BA6B-WO145-2210	15 pg/l	U	LB<RL	blank target = 1.6pg/l

TABLE 3. Blank Contamination - Qualified Data

Method (Matrix) Analyte	Sample Identification	Result	Blank Contamination Qualifier*	Criteria	Comments
E1668 (Water)					
PCB-147/149	BA6B-WO5-2210	15 pg/l	U	EB<RL	blank target = 0.7pg/l
	BA6B-WO5-2210	15 pg/l	U	LB<RL	blank target = 1.6pg/l
	BA6B-WO75-2210	15 pg/l	U	EB<RL	blank target = 0.7pg/l
	BA6B-WO75-2210	15 pg/l	U	LB<RL	blank target = 1.6pg/l
	BA6C-WO30-2210	15 pg/l	U	LB<RL	blank target = 1.24pg/l
	BA6C-WO5-2210	15 pg/l	U	LB<RL	blank target = 1.24pg/l
	BA6C-WO55-2210	15 pg/l	U	LB<RL	blank target = 1.24pg/l
	BA6DC-WO20-2210	15 pg/l	U	LB<RL	blank target = 1.06pg/l
	BA6DC-WO35-2210	15 pg/l	U	LB<RL	blank target = 1.06pg/l
	BA6DC-WO5-2210	15 pg/l	U	LB<RL	blank target = 1.06pg/l
	BA7BC-WO50-2210	15 pg/l	U	LB<RL	blank target = 1.65pg/l
	BA7BC-WO5-2210	15 pg/l	U	LB<RL	blank target = 1.65pg/l
	BA7BC-WO95-2210	15 pg/l	U	LB<RL	blank target = 1.65pg/l
	BA7B-WO145-2210	15 pg/l	U	EB<RL	blank target = 0.7pg/l
	BA7B-WO145-2210	15 pg/l	U	LB<RL	blank target = 1.6pg/l
	BA7B-WO5-2210	15 pg/l	U	LB<RL	blank target = 0.676pg/l
	BA7B-WO75-2210	15 pg/l	U	EB<RL	blank target = 0.7pg/l
	BA7B-WO75-2210	15 pg/l	U	LB<RL	blank target = 1.6pg/l
	BA7C-WO30-2210	15 pg/l	U	LB<RL	blank target = 1.1pg/l
	BA7C-WO5-2210	15 pg/l	U	LB<RL	blank target = 1.1pg/l
	BA7C-WO55-2210	15 pg/l	U	LB<RL	blank target = 1.1pg/l
	BA7DC-WO20-2210	15 pg/l	U	LB<RL	blank target = 0.843pg/l
	BA7DC-WO35-2210	15 pg/l	U	LB<RL	blank target = 1.06pg/l
	BA7DC-WO35-2210-FD	15 pg/l	U	LB<RL	blank target = 1.06pg/l
	BA7DC-WO35-2210-FD2	15 pg/l	U	LB<RL	blank target = 1.06pg/l
	BA7DC-WO5-2210	15 pg/l	U	LB<RL	blank target = 0.843pg/l
	BA8BC-WO50-2210	15 pg/l	U	LB<RL	blank target = 1.65pg/l
	BA8BC-WO5-2210	15 pg/l	U	LB<RL	blank target = 1.65pg/l
	BA8BC-WO95-2210	15 pg/l	U	LB<RL	blank target = 1.65pg/l
	BA8B-WO145-2210	15 pg/l	U	LB<RL	blank target = 1.65pg/l
	BA8B-WO5-2210	15 pg/l	U	LB<RL	blank target = 1.65pg/l
	BA8B-WO75-2210	15 pg/l	U	LB<RL	blank target = 1.65pg/l
	BA8C-WO5-2210	15 pg/l	U	LB<RL	blank target = 1.1pg/l

TABLE 3. Blank Contamination - Qualified Data

Method (Matrix) Analyte	Sample Identification	Result	Blank Contamination Qualifier*	Criteria	Comments
E1668 (Water)					
PCB-147/149	BA8C-WO55-2210	15 pg/l	U	LB<RL	blank target = 1.1pg/l
	BA8C-WO55-2210-FD	15 pg/l	U	LB<RL	blank target = 1.1pg/l
	BA8C-WO55-2210-FD2	15 pg/l	U	LB<RL	blank target = 1.1pg/l
	BA8DC-WO20-2210	15 pg/l	U	LB<RL	blank target = 1.3pg/l
	BA8DC-WO35-2210	15 pg/l	U	LB<RL	blank target = 1.3pg/l
	BA8DC-WO5-2210	15 pg/l	U	LB<RL	blank target = 1.3pg/l
	BA9BC-WO50-2210	15 pg/l	U	LB<RL	blank target = 0.676pg/l
	BA9BC-WO5-2210	15 pg/l	U	LB<RL	blank target = 0.676pg/l
	BA9BC-WO95-2210	15 pg/l	U	LB<RL	blank target = 0.676pg/l
	BA9B-WO145-2210	15 pg/l	U	EB<RL	blank target = 1.1pg/l
	BA9B-WO145-2210	15 pg/l	U	LB<RL	blank target = 1.1pg/l
	BA9B-WO5-2210	15 pg/l	U	LB<RL	blank target = 0.676pg/l
	BA9B-WO75-2210	15 pg/l	U	LB<RL	blank target = 0.676pg/l
	BA9C-WO30-2210	15 pg/l	U	LB<RL	blank target = 0.676pg/l
	BA9C-WO5-2210	15 pg/l	U	LB<RL	blank target = 0.676pg/l
	BA9C-WO55-2210	15 pg/l	U	LB<RL	blank target = 0.676pg/l
	BA9DC-WO20-2210	15 pg/l	U	LB<RL	blank target = 1.3pg/l
	BA9DC-WO35-2210	15 pg/l	U	LB<RL	blank target = 1.3pg/l
	BA9DC-WO35-2210-FD	15 pg/l	U	LB<RL	blank target = 1.3pg/l
	BA9DC-WO5-2210	15 pg/l	U	LB<RL	blank target = 1.3pg/l
	T11-WO30-2210	15 pg/l	U	EB<RL	blank target = 1.1pg/l
	T11-WO30-2210	15 pg/l	U	LB<RL	blank target = 1.1pg/l
	T11-WO5-2210	15 pg/l	U	EB<RL	blank target = 1.1pg/l
	T11-WO5-2210	15 pg/l	U	LB<RL	blank target = 1.1pg/l
	W1-WO30-2210	15 pg/l	U	LB<RL	blank target = 1.1pg/l
	W1-WO55-2210	15 pg/l	U	LB<RL	blank target = 1.1pg/l
	W2-WO100-2210	15 pg/l	U	LB<RL	blank target = 1.1pg/l
	W2-WO195-2210	15 pg/l	U	LB<RL	blank target = 1.1pg/l
	W2-WO5-2210	15 pg/l	U	LB<RL	blank target = 1.1pg/l
	W3-WO100-2210	15 pg/l	U	LB<RL	blank target = 1.65pg/l
	W3-WO195-2210	15 pg/l	U	LB<RL	blank target = 1.65pg/l
	W3-WO5-2210	15 pg/l	U	LB<RL	blank target = 1.65pg/l
	W4-WO100-2210	15 pg/l	U	LB<RL	blank target = 1.65pg/l

TABLE 3. Blank Contamination - Qualified Data

Method (Matrix) Analyte	Sample Identification	Result	Blank Contamination Qualifier*	Criteria	Comments
E1668 (Water)					
PCB-147/149	W4-WO195-2210	15 pg/l	U	LB<RL	blank target = 1.65pg/l
	W4-WO5-2210	15 pg/l	U	LB<RL	blank target = 1.65pg/l
	W5-WO30-2210	7.5 pg/l	U	LB<RL	blank target = 0.843pg/l
	W5-WO5-2210	7.5 pg/l	U	LB<RL	blank target = 0.843pg/l
	W5-WO55-2210	7.5 pg/l	U	LB<RL	blank target = 0.843pg/l
	W5-WO55-2210-FD	7.5 pg/l	U	LB<RL	blank target = 0.843pg/l
PCB-153/168	BA10B-WO145-2210	15 pg/l	U	LB<RL	blank target = 1pg/l
	BA10B-WO5-2210	15 pg/l	U	LB<RL	blank target = 1pg/l
	BA10B-WO75-2210	15 pg/l	U	LB<RL	blank target = 1pg/l
	BA10C-WO30-2210	15 pg/l	U	LB<RL	blank target = 1pg/l
	BA10C-WO5-2210	15 pg/l	U	LB<RL	blank target = 1pg/l
	BA10C-WO55-2210	15 pg/l	U	LB<RL	blank target = 1pg/l
	BA10DC-WO20-2210	15 pg/l	U	LB<RL	blank target = 1pg/l
	BA10DC-WO35-2210	15 pg/l	U	EB<RL	blank target = 0.91pg/l
	BA10DC-WO35-2210	15 pg/l	U	LB<RL	blank target = 1.04pg/l
	BA10DC-WO5-2210	15 pg/l	U	LB<RL	blank target = 1pg/l
	BA1B-WO145-2210	15 pg/l	U	LB<RL	blank target = 1.6pg/l
	BA1B-WO5-2210	15 pg/l	U	LB<RL	blank target = 1.6pg/l
	BA1B-WO75-2210	15 pg/l	U	LB<RL	blank target = 1.6pg/l
	BA1C-WO30-2210	15 pg/l	U	LB<RL	blank target = 0.54pg/l
	BA1C-WO5-2210	15 pg/l	U	LB<RL	blank target = 0.54pg/l
	BA1C-WO55-2210	15 pg/l	U	LB<RL	blank target = 0.54pg/l
	BA1DC-WO20-2210	15 pg/l	U	LB<RL	blank target = 1.73pg/l
	BA1DC-WO35-2210	15 pg/l	U	LB<RL	blank target = 1.73pg/l
	BA1DC-WO5-2210	15 pg/l	U	LB<RL	blank target = 1.73pg/l
	BA1DC-WO5-2210-FD	15 pg/l	U	LB<RL	blank target = 1.73pg/l
	BA2B-WO145-2210	15 pg/l	U	LB<RL	blank target = 1.6pg/l
	BA2B-WO5-2210	15 pg/l	U	LB<RL	blank target = 1.6pg/l
	BA2B-WO75-2210	15 pg/l	U	LB<RL	blank target = 1.6pg/l
	BA2C-WO30-2210	15 pg/l	U	LB<RL	blank target = 0.54pg/l
	BA2C-WO5-2210	15 pg/l	U	LB<RL	blank target = 0.54pg/l
	BA2C-WO55-2210	15 pg/l	U	LB<RL	blank target = 0.54pg/l
	BA2DC-WO20-2210	15 pg/l	U	LB<RL	blank target = 1.73pg/l

TABLE 3. Blank Contamination - Qualified Data

Method (Matrix) Analyte	Sample Identification	Result	Blank Contamination Qualifier*	Criteria	Comments
E1668 (Water)					
PCB-153/168	BA2DC-WO35-2210	15 pg/l	U	LB<RL	blank target = 1.73pg/l
	BA2DC-WO5-2210	15 pg/l	U	LB<RL	blank target = 1.73pg/l
	BA3B-WO145-2210	15 pg/l	U	LB<RL	blank target = 1.75pg/l
	BA3B-WO5-2210	15 pg/l	U	LB<RL	blank target = 1.75pg/l
	BA3B-WO80-2210	15 pg/l	U	LB<RL	blank target = 1.75pg/l
	BA3C-WO30-2210	15 pg/l	U	LB<RL	blank target = 0.54pg/l
	BA3C-WO5-2210	15 pg/l	U	LB<RL	blank target = 0.54pg/l
	BA3C-WO55-2210	15 pg/l	U	LB<RL	blank target = 0.93pg/l
	BA3DC-WO20-2210	15 pg/l	U	LB<RL	blank target = 1.73pg/l
	BA3DC-WO35-2210	15 pg/l	U	LB<RL	blank target = 1.73pg/l
	BA3DC-WO5-2210	15 pg/l	U	LB<RL	blank target = 1.73pg/l
	BA4B-WO145-2210	15 pg/l	U	LB<RL	blank target = 1.45pg/l
	BA4B-WO5-2210	15 pg/l	U	LB<RL	blank target = 1.45pg/l
	BA4B-WO75-2210	15 pg/l	U	LB<RL	blank target = 1.45pg/l
	BA4C-WO30-2210	15 pg/l	U	LB<RL	blank target = 0.93pg/l
	BA4C-WO5-2210	15 pg/l	U	LB<RL	blank target = 0.93pg/l
	BA4C-WO55-2210	15 pg/l	U	LB<RL	blank target = 0.93pg/l
	BA4C-WO55-2210-FD	15 pg/l	U	LB<RL	blank target = 0.93pg/l
	BA4C-WO55-2210-FD2	15 pg/l	U	LB<RL	blank target = 0.93pg/l
	BA4DC-WO20-2210	15 pg/l	U	LB<RL	blank target = 0.72pg/l
	BA4DC-WO35-2210	15 pg/l	U	LB<RL	blank target = 0.72pg/l
	BA4DC-WO5-2210	15 pg/l	U	LB<RL	blank target = 0.72pg/l
	BA5B-WO5-2210	15 pg/l	U	LB<RL	blank target = 1.75pg/l
	BA5B-WO75-2210	15 pg/l	U	LB<RL	blank target = 1.75pg/l
	BA5C-WO30-2210	15 pg/l	U	LB<RL	blank target = 0.93pg/l
	BA5C-WO5-2210	15 pg/l	U	LB<RL	blank target = 0.93pg/l
	BA5C-WO55-2210	15 pg/l	U	LB<RL	blank target = 0.93pg/l
	BA5DC-WO20-2210	15 pg/l	U	LB<RL	blank target = 0.72pg/l
	BA5DC-WO35-2210	15 pg/l	U	LB<RL	blank target = 0.72pg/l
	BA5DC-WO5-2210	15 pg/l	U	LB<RL	blank target = 0.72pg/l
	BA6BC-WO50-2210	15 pg/l	U	LB<RL	blank target = 0.93pg/l
	BA6BC-WO5-2210	17 pg/l	U	LB<RL	blank target = 0.93pg/l
	BA6BC-WO95-2210	15 pg/l	U	LB<RL	blank target = 0.93pg/l

TABLE 3. Blank Contamination - Qualified Data

Method (Matrix) Analyte	Sample Identification	Result	Blank Contamination Qualifier*	Criteria	Comments
E1668 (Water)					
PCB-153/168	BA6B-WO145-2210	15 pg/l	U	LB<RL	blank target = 1.75pg/l
	BA6B-WO5-2210	15 pg/l	U	EB<RL	blank target = 0.62pg/l
	BA6B-WO5-2210	15 pg/l	U	LB<RL	blank target = 1.75pg/l
	BA6B-WO75-2210	15 pg/l	U	EB<RL	blank target = 0.62pg/l
	BA6B-WO75-2210	15 pg/l	U	LB<RL	blank target = 1.75pg/l
	BA6C-WO30-2210	15 pg/l	U	LB<RL	blank target = 0.93pg/l
	BA6C-WO5-2210	15 pg/l	U	LB<RL	blank target = 0.93pg/l
	BA6C-WO55-2210	15 pg/l	U	LB<RL	blank target = 0.93pg/l
	BA6DC-WO20-2210	15 pg/l	U	LB<RL	blank target = 0.72pg/l
	BA6DC-WO35-2210	15 pg/l	U	LB<RL	blank target = 0.72pg/l
	BA6DC-WO5-2210	15 pg/l	U	LB<RL	blank target = 0.72pg/l
	BA7BC-WO50-2210	15 pg/l	U	LB<RL	blank target = 1.45pg/l
	BA7BC-WO5-2210	15 pg/l	U	LB<RL	blank target = 1.45pg/l
	BA7BC-WO95-2210	15 pg/l	U	LB<RL	blank target = 1.45pg/l
	BA7B-WO145-2210	15 pg/l	U	LB<RL	blank target = 1.75pg/l
	BA7B-WO5-2210	15 pg/l	U	EB<RL	blank target = 0.62pg/l
	BA7B-WO5-2210	15 pg/l	U	LB<RL	blank target = 0.603pg/l
	BA7B-WO75-2210	15 pg/l	U	EB<RL	blank target = 0.62pg/l
	BA7B-WO75-2210	15 pg/l	U	LB<RL	blank target = 1.75pg/l
	BA7C-WO30-2210	15 pg/l	U	LB<RL	blank target = 1.04pg/l
	BA7C-WO5-2210	15 pg/l	U	LB<RL	blank target = 1.04pg/l
	BA7C-WO55-2210	15 pg/l	U	LB<RL	blank target = 1.04pg/l
	BA7DC-WO20-2210	15 pg/l	U	LB<RL	blank target = 0.67pg/l
	BA7DC-WO35-2210-FD	15 pg/l	U	LB<RL	blank target = 0.72pg/l
	BA7DC-WO5-2210	15 pg/l	U	LB<RL	blank target = 0.67pg/l
	BA8BC-WO50-2210	15 pg/l	U	LB<RL	blank target = 1.45pg/l
	BA8BC-WO5-2210	15 pg/l	U	LB<RL	blank target = 1.45pg/l
	BA8BC-WO95-2210	15 pg/l	U	LB<RL	blank target = 1.45pg/l
	BA8B-WO145-2210	15 pg/l	U	LB<RL	blank target = 1.45pg/l
	BA8B-WO5-2210	15 pg/l	U	LB<RL	blank target = 1.45pg/l
	BA8B-WO75-2210	15 pg/l	U	LB<RL	blank target = 1.45pg/l
	BA8C-WO30-2210	15 pg/l	U	LB<RL	blank target = 1.04pg/l
	BA8C-WO5-2210	15 pg/l	U	LB<RL	blank target = 1.04pg/l

TABLE 3. Blank Contamination - Qualified Data

Method (Matrix) Analyte	Sample Identification	Result	Blank Contamination Qualifier*	Criteria	Comments
E1668 (Water)					
PCB-153/168	BA8C-WO55-2210	15 pg/l	U	LB<RL	blank target = 1.04pg/l
	BA8C-WO55-2210-FD	15 pg/l	U	LB<RL	blank target = 1.04pg/l
	BA8C-WO55-2210-FD2	15 pg/l	U	LB<RL	blank target = 1.04pg/l
	BA8DC-WO20-2210	15 pg/l	U	LB<RL	blank target = 1pg/l
	BA8DC-WO35-2210	15 pg/l	U	LB<RL	blank target = 1pg/l
	BA8DC-WO5-2210	15 pg/l	U	LB<RL	blank target = 1pg/l
	BA9BC-WO50-2210	15 pg/l	U	EB<RL	blank target = 0.62pg/l
	BA9BC-WO50-2210	15 pg/l	U	LB<RL	blank target = 0.603pg/l
	BA9BC-WO5-2210	15 pg/l	U	EB<RL	blank target = 0.62pg/l
	BA9BC-WO5-2210	15 pg/l	U	LB<RL	blank target = 0.603pg/l
	BA9BC-WO95-2210	15 pg/l	U	EB<RL	blank target = 0.62pg/l
	BA9BC-WO95-2210	15 pg/l	U	LB<RL	blank target = 0.603pg/l
	BA9B-WO145-2210	15 pg/l	U	EB<RL	blank target = 0.91pg/l
	BA9B-WO145-2210	15 pg/l	U	LB<RL	blank target = 1.04pg/l
	BA9B-WO5-2210	15 pg/l	U	EB<RL	blank target = 0.62pg/l
	BA9B-WO5-2210	15 pg/l	U	LB<RL	blank target = 0.603pg/l
	BA9B-WO75-2210	15 pg/l	U	EB<RL	blank target = 0.62pg/l
	BA9B-WO75-2210	15 pg/l	U	LB<RL	blank target = 0.603pg/l
	BA9C-WO30-2210	15 pg/l	U	EB<RL	blank target = 0.62pg/l
	BA9C-WO30-2210	15 pg/l	U	LB<RL	blank target = 0.603pg/l
	BA9C-WO5-2210	15 pg/l	U	EB<RL	blank target = 0.62pg/l
	BA9C-WO5-2210	15 pg/l	U	LB<RL	blank target = 0.603pg/l
	BA9C-WO55-2210	15 pg/l	U	EB<RL	blank target = 0.62pg/l
	BA9C-WO55-2210	15 pg/l	U	LB<RL	blank target = 0.603pg/l
	BA9DC-WO20-2210	15 pg/l	U	LB<RL	blank target = 1pg/l
	BA9DC-WO35-2210	15 pg/l	U	LB<RL	blank target = 1pg/l
	BA9DC-WO35-2210-FD	15 pg/l	U	LB<RL	blank target = 1pg/l
	BA9DC-WO5-2210	15 pg/l	U	LB<RL	blank target = 1pg/l
	T11-WO30-2210	15 pg/l	U	EB<RL	blank target = 0.91pg/l
	T11-WO30-2210	15 pg/l	U	LB<RL	blank target = 1.04pg/l
	T11-WO5-2210	15 pg/l	U	EB<RL	blank target = 0.91pg/l
	T11-WO5-2210	15 pg/l	U	LB<RL	blank target = 1.04pg/l
	W1-WO30-2210	15 pg/l	U	LB<RL	blank target = 1.73pg/l

TABLE 3. Blank Contamination - Qualified Data

Method (Matrix) Analyte	Sample Identification	Result	Blank Contamination Qualifier*	Criteria	Comments
E1668 (Water)					
PCB-153/168	W1-WO5-2210	15 pg/l	U	LB<RL	blank target = 1.73pg/l
	W1-WO55-2210	15 pg/l	U	LB<RL	blank target = 1.73pg/l
	W2-WO100-2210	15 pg/l	U	LB<RL	blank target = 1.73pg/l
	W2-WO195-2210	15 pg/l	U	LB<RL	blank target = 1.73pg/l
	W2-WO5-2210	15 pg/l	U	LB<RL	blank target = 1.73pg/l
	W3-WO100-2210	15 pg/l	U	LB<RL	blank target = 1.45pg/l
	W3-WO195-2210	15 pg/l	U	LB<RL	blank target = 1.45pg/l
	W3-WO5-2210	15 pg/l	U	LB<RL	blank target = 1.45pg/l
	W4-WO100-2210	15 pg/l	U	LB<RL	blank target = 1.45pg/l
	W4-WO195-2210	15 pg/l	U	LB<RL	blank target = 1.45pg/l
	W4-WO5-2210	15 pg/l	U	LB<RL	blank target = 1.45pg/l
	W5-WO30-2210	7.5 pg/l	U	LB<RL	blank target = 0.67pg/l
	W5-WO5-2210	7.5 pg/l	U	LB<RL	blank target = 0.67pg/l
	W5-WO55-2210	7.5 pg/l	U	LB<RL	blank target = 0.67pg/l
	W5-WO55-2210-FD	7.5 pg/l	U	LB<RL	blank target = 0.67pg/l
PCB-156/157	BA10B-WO5-2210	30 pg/l	U	LB<RL	blank target = 0.38pg/l
	BA10B-WO75-2210	30 pg/l	U	LB<RL	blank target = 0.38pg/l
	BA10C-WO5-2210	30 pg/l	U	LB<RL	blank target = 0.38pg/l
	BA10C-WO55-2210	30 pg/l	U	LB<RL	blank target = 0.38pg/l
	BA10DC-WO5-2210	30 pg/l	U	LB<RL	blank target = 0.38pg/l
	BA2DC-WO35-2210	30 pg/l	U	LB<RL	blank target = 0.86pg/l
	BA2DC-WO5-2210	30 pg/l	U	LB<RL	blank target = 0.86pg/l
	BA3B-WO80-2210	30 pg/l	U	LB<RL	blank target = 0.39pg/l
	BA3C-WO55-2210	30 pg/l	U	LB<RL	blank target = 2.32pg/l
	BA3DC-WO35-2210	30 pg/l	U	LB<RL	blank target = 0.86pg/l
	BA4B-WO145-2210	30 pg/l	U	LB<RL	blank target = 0.351pg/l
	BA4B-WO5-2210	30 pg/l	U	LB<RL	blank target = 0.351pg/l
	BA4B-WO75-2210	30 pg/l	U	LB<RL	blank target = 0.351pg/l
	BA4C-WO30-2210	30 pg/l	U	LB<RL	blank target = 2.32pg/l
	BA4C-WO55-2210	30 pg/l	U	LB<RL	blank target = 2.32pg/l
	BA4C-WO55-2210-FD2	30 pg/l	U	LB<RL	blank target = 2.32pg/l
	BA4DC-WO20-2210	30 pg/l	U	LB<RL	blank target = 0.24pg/l
	BA4DC-WO35-2210	30 pg/l	U	LB<RL	blank target = 0.24pg/l

TABLE 3. Blank Contamination - Qualified Data

Method (Matrix) Analyte	Sample Identification	Result	Blank Contamination Qualifier*	Criteria	Comments
E1668 (Water)					
PCB-156/157	BA4DC-WO5-2210	30 pg/l	U	LB<RL	blank target = 0.24pg/l
	BA5C-WO55-2210	30 pg/l	U	LB<RL	blank target = 2.32pg/l
	BA5DC-WO20-2210	30 pg/l	U	LB<RL	blank target = 0.24pg/l
	BA5DC-WO35-2210	30 pg/l	U	LB<RL	blank target = 0.24pg/l
	BA5DC-WO35-2210-FD	30 pg/l	U	LB<RL	blank target = 0.24pg/l
	BA5DC-WO5-2210	30 pg/l	U	LB<RL	blank target = 0.24pg/l
	BA6BC-WO50-2210	30 pg/l	U	LB<RL	blank target = 2.32pg/l
	BA6BC-WO5-2210	33 pg/l	U	LB<RL	blank target = 2.32pg/l
	BA6BC-WO95-2210	31 pg/l	U	LB<RL	blank target = 2.32pg/l
	BA6B-WO145-2210	30 pg/l	U	LB<RL	blank target = 0.39pg/l
	BA6C-WO30-2210	30 pg/l	U	LB<RL	blank target = 2.32pg/l
	BA6C-WO55-2210	30 pg/l	U	LB<RL	blank target = 2.32pg/l
	BA6DC-WO20-2210	30 pg/l	U	LB<RL	blank target = 0.24pg/l
	BA6DC-WO35-2210	30 pg/l	U	LB<RL	blank target = 0.24pg/l
	BA6DC-WO5-2210	30 pg/l	U	LB<RL	blank target = 0.24pg/l
	BA7BC-WO50-2210	30 pg/l	U	LB<RL	blank target = 0.351pg/l
	BA7BC-WO5-2210	30 pg/l	U	LB<RL	blank target = 0.351pg/l
	BA7BC-WO95-2210	30 pg/l	U	LB<RL	blank target = 0.351pg/l
	BA7B-WO145-2210	30 pg/l	U	LB<RL	blank target = 0.39pg/l
	BA7B-WO5-2210	30 pg/l	U	LB<RL	blank target = 0.224pg/l
	BA7B-WO75-2210	30 pg/l	U	LB<RL	blank target = 0.39pg/l
	BA7DC-WO20-2210	30 pg/l	U	LB<RL	blank target = 0.334pg/l
	BA7DC-WO35-2210	30 pg/l	U	LB<RL	blank target = 0.24pg/l
	BA7DC-WO35-2210-FD	30 pg/l	U	LB<RL	blank target = 0.24pg/l
	BA7DC-WO35-2210-FD2	30 pg/l	U	LB<RL	blank target = 0.24pg/l
	BA7DC-WO5-2210	30 pg/l	U	LB<RL	blank target = 0.334pg/l
	BA8BC-WO50-2210	30 pg/l	U	LB<RL	blank target = 0.351pg/l
	BA8BC-WO5-2210	30 pg/l	U	LB<RL	blank target = 0.351pg/l
	BA8BC-WO95-2210	30 pg/l	U	LB<RL	blank target = 0.351pg/l
	BA8B-WO5-2210	30 pg/l	U	LB<RL	blank target = 0.351pg/l
	BA8B-WO75-2210	30 pg/l	U	LB<RL	blank target = 0.351pg/l
	BA8DC-WO20-2210	30 pg/l	U	LB<RL	blank target = 0.38pg/l
	BA8DC-WO5-2210	30 pg/l	U	LB<RL	blank target = 0.38pg/l

TABLE 3. Blank Contamination - Qualified Data

Method (Matrix) Analyte	Sample Identification	Result	Blank Contamination Qualifier*	Criteria	Comments
E1668 (Water)					
PCB-156/157	BA9BC-WO50-2210	30 pg/l	U	LB<RL	blank target = 0.224pg/l
	BA9BC-WO5-2210	30 pg/l	U	LB<RL	blank target = 0.224pg/l
	BA9BC-WO95-2210	30 pg/l	U	LB<RL	blank target = 0.224pg/l
	BA9B-WO5-2210	30 pg/l	U	LB<RL	blank target = 0.224pg/l
	BA9B-WO75-2210	30 pg/l	U	LB<RL	blank target = 0.224pg/l
	BA9C-WO55-2210	30 pg/l	U	LB<RL	blank target = 0.224pg/l
	BA9DC-WO20-2210	30 pg/l	U	LB<RL	blank target = 0.38pg/l
	BA9DC-WO35-2210	30 pg/l	U	LB<RL	blank target = 0.38pg/l
	BA9DC-WO35-2210-FD	30 pg/l	U	LB<RL	blank target = 0.38pg/l
	W1-WO55-2210	30 pg/l	U	LB<RL	blank target = 0.86pg/l
	W2-WO195-2210	30 pg/l	U	LB<RL	blank target = 0.86pg/l
	W3-WO100-2210	30 pg/l	U	LB<RL	blank target = 0.351pg/l
	W3-WO195-2210	30 pg/l	U	LB<RL	blank target = 0.351pg/l
	W3-WO5-2210	30 pg/l	U	LB<RL	blank target = 0.351pg/l
	W4-WO100-2210	30 pg/l	U	LB<RL	blank target = 0.351pg/l
	W4-WO195-2210	30 pg/l	U	LB<RL	blank target = 0.351pg/l
	W5-WO5-2210	15 pg/l	U	LB<RL	blank target = 0.334pg/l
	W5-WO55-2210	15 pg/l	U	LB<RL	blank target = 0.334pg/l
	W5-WO55-2210-FD	15 pg/l	U	LB<RL	blank target = 0.334pg/l
PCB-158	BA1DC-WO35-2210	0.203 pg/l	U	EB<RL	blank target = 0.285pg/l
	BA2DC-WO35-2210	0.337 pg/l	U	EB<RL	blank target = 0.285pg/l
	BA3B-WO145-2210	15 pg/l	U	LB<RL	blank target = 0.19pg/l
	BA3DC-WO35-2210	0.26 pg/l	U	EB<RL	blank target = 0.285pg/l
	BA3DC-WO5-2210	0.163 pg/l	U	EB<RL	blank target = 0.285pg/l
	BA4B-WO145-2210	15 pg/l	U	LB<RL	blank target = 0.11pg/l
	BA4B-WO5-2210	15 pg/l	U	LB<RL	blank target = 0.11pg/l
	BA4B-WO75-2210	15 pg/l	U	LB<RL	blank target = 0.11pg/l
	BA4DC-WO35-2210	15 pg/l	U	LB<RL	blank target = 0.082pg/l
	BA4DC-WO5-2210	15 pg/l	U	LB<RL	blank target = 0.082pg/l
	BA5B-WO5-2210	15 pg/l	U	LB<RL	blank target = 0.19pg/l
	BA5DC-WO20-2210	15 pg/l	U	LB<RL	blank target = 0.082pg/l
	BA5DC-WO35-2210	15 pg/l	U	LB<RL	blank target = 0.082pg/l
	BA6B-WO145-2210	15 pg/l	U	LB<RL	blank target = 0.19pg/l

TABLE 3. Blank Contamination - Qualified Data

Method (Matrix) Analyte	Sample Identification	Result	Blank Contamination Qualifier*	Criteria	Comments
E1668 (Water)					
PCB-158	BA6B-WO5-2210	15 pg/l	U	LB<RL	blank target = 0.19pg/l
	BA6B-WO75-2210	15 pg/l	U	LB<RL	blank target = 0.19pg/l
	BA6DC-WO35-2210	15 pg/l	U	LB<RL	blank target = 0.082pg/l
	BA7BC-WO50-2210	15 pg/l	U	LB<RL	blank target = 0.11pg/l
	BA7BC-WO5-2210	15 pg/l	U	LB<RL	blank target = 0.11pg/l
	BA7BC-WO95-2210	15 pg/l	U	LB<RL	blank target = 0.11pg/l
	BA7B-WO145-2210	15 pg/l	U	LB<RL	blank target = 0.19pg/l
	BA7B-WO5-2210	15 pg/l	U	LB<RL	blank target = 0.0996pg/l
	BA7DC-WO20-2210	15 pg/l	U	LB<RL	blank target = 0.1pg/l
	BA7DC-WO35-2210	15 pg/l	U	LB<RL	blank target = 0.082pg/l
	BA7DC-WO35-2210-FD	15 pg/l	U	LB<RL	blank target = 0.082pg/l
	BA7DC-WO5-2210	15 pg/l	U	LB<RL	blank target = 0.1pg/l
	BA8BC-WO50-2210	15 pg/l	U	LB<RL	blank target = 0.11pg/l
	BA8BC-WO5-2210	15 pg/l	U	LB<RL	blank target = 0.11pg/l
	BA8BC-WO95-2210	15 pg/l	U	LB<RL	blank target = 0.11pg/l
	BA8B-WO5-2210	15 pg/l	U	LB<RL	blank target = 0.11pg/l
	BA8B-WO75-2210	15 pg/l	U	LB<RL	blank target = 0.11pg/l
	BA9BC-WO50-2210	15 pg/l	U	LB<RL	blank target = 0.0996pg/l
	BA9BC-WO5-2210	15 pg/l	U	LB<RL	blank target = 0.0996pg/l
	BA9BC-WO95-2210	15 pg/l	U	LB<RL	blank target = 0.0996pg/l
	BA9B-WO75-2210	15 pg/l	U	LB<RL	blank target = 0.0996pg/l
	BA9C-WO55-2210	15 pg/l	U	LB<RL	blank target = 0.0996pg/l
	W1-WO55-2210	0.4 pg/l	U	EB<RL	blank target = 0.285pg/l
	W2-WO100-2210	0.099 pg/l	U	EB<RL	blank target = 0.285pg/l
	W2-WO195-2210	0.18 pg/l	U	EB<RL	blank target = 0.285pg/l
	W3-WO100-2210	15 pg/l	U	LB<RL	blank target = 0.11pg/l
	W3-WO195-2210	15 pg/l	U	LB<RL	blank target = 0.11pg/l
	W4-WO100-2210	15 pg/l	U	LB<RL	blank target = 0.11pg/l
	W4-WO195-2210	15 pg/l	U	LB<RL	blank target = 0.11pg/l
	W4-WO5-2210	15 pg/l	U	LB<RL	blank target = 0.11pg/l
	W5-WO30-2210	7.5 pg/l	U	LB<RL	blank target = 0.1pg/l
	W5-WO5-2210	7.5 pg/l	U	LB<RL	blank target = 0.1pg/l
	W5-WO55-2210	7.5 pg/l	U	LB<RL	blank target = 0.1pg/l

TABLE 3. Blank Contamination - Qualified Data

Method (Matrix) Analyte	Sample Identification	Result	Blank Contamination Qualifier*	Criteria	Comments
E1668 (Water)					
PCB-158	W5-WO55-2210-FD	7.5 pg/l	U	LB<RL	blank target = 0.1pg/l
PCB-167	BA1B-WO145-2210	15 pg/l	U	LB<RL	blank target = 0.29pg/l
	BA1B-WO5-2210	15 pg/l	U	LB<RL	blank target = 0.29pg/l
	BA1B-WO75-2210	15 pg/l	U	LB<RL	blank target = 0.29pg/l
	BA2B-WO145-2210	15 pg/l	U	LB<RL	blank target = 0.29pg/l
	BA2B-WO5-2210	15 pg/l	U	LB<RL	blank target = 0.29pg/l
	BA2B-WO75-2210	15 pg/l	U	LB<RL	blank target = 0.29pg/l
	BA3B-WO145-2210	15 pg/l	U	LB<RL	blank target = 0.29pg/l
	BA3B-WO80-2210	15 pg/l	U	LB<RL	blank target = 0.29pg/l
	BA3C-WO55-2210	15 pg/l	U	LB<RL	blank target = 1.1pg/l
	BA4B-WO145-2210	15 pg/l	U	LB<RL	blank target = 0.184pg/l
	BA4B-WO5-2210	15 pg/l	U	LB<RL	blank target = 0.184pg/l
	BA4B-WO75-2210	15 pg/l	U	LB<RL	blank target = 0.184pg/l
	BA4C-WO55-2210	15 pg/l	U	LB<RL	blank target = 1.1pg/l
	BA4C-WO55-2210-FD2	15 pg/l	U	LB<RL	blank target = 1.1pg/l
	BA4DC-WO20-2210	15 pg/l	U	LB<RL	blank target = 0.099pg/l
	BA4DC-WO35-2210	15 pg/l	U	LB<RL	blank target = 0.099pg/l
	BA4DC-WO5-2210	15 pg/l	U	LB<RL	blank target = 0.099pg/l
	BA5DC-WO20-2210	15 pg/l	U	LB<RL	blank target = 0.099pg/l
	BA5DC-WO35-2210	15 pg/l	U	LB<RL	blank target = 0.099pg/l
	BA5DC-WO35-2210-FD	15 pg/l	U	LB<RL	blank target = 0.099pg/l
	BA6BC-WO50-2210	15 pg/l	U	LB<RL	blank target = 1.1pg/l
	BA6B-WO145-2210	15 pg/l	U	LB<RL	blank target = 0.29pg/l
	BA6C-WO55-2210	15 pg/l	U	LB<RL	blank target = 1.1pg/l
	BA6DC-WO20-2210	15 pg/l	U	LB<RL	blank target = 0.099pg/l
	BA6DC-WO35-2210	15 pg/l	U	LB<RL	blank target = 0.099pg/l
	BA7BC-WO50-2210	15 pg/l	U	LB<RL	blank target = 0.184pg/l
	BA7BC-WO5-2210	15 pg/l	U	LB<RL	blank target = 0.184pg/l
	BA7BC-WO95-2210	15 pg/l	U	LB<RL	blank target = 0.184pg/l
	BA7B-WO145-2210	15 pg/l	U	LB<RL	blank target = 0.29pg/l
	BA7B-WO75-2210	15 pg/l	U	LB<RL	blank target = 0.29pg/l
	BA7DC-WO20-2210	15 pg/l	U	LB<RL	blank target = 0.11pg/l
	BA7DC-WO35-2210	15 pg/l	U	LB<RL	blank target = 0.099pg/l

TABLE 3. Blank Contamination - Qualified Data

Method (Matrix) Analyte	Sample Identification	Result	Blank Contamination Qualifier*	Criteria	Comments
E1668 (Water)					
PCB-167	BA7DC-WO35-2210-FD	15 pg/l	U	LB<RL	blank target = 0.099pg/l
	BA7DC-WO35-2210-FD2	15 pg/l	U	LB<RL	blank target = 0.099pg/l
	BA8BC-WO50-2210	15 pg/l	U	LB<RL	blank target = 0.184pg/l
	BA8BC-WO5-2210	15 pg/l	U	LB<RL	blank target = 0.184pg/l
	BA8BC-WO95-2210	15 pg/l	U	LB<RL	blank target = 0.184pg/l
	BA8B-WO5-2210	15 pg/l	U	LB<RL	blank target = 0.184pg/l
	BA8B-WO75-2210	15 pg/l	U	LB<RL	blank target = 0.184pg/l
	BA9BC-WO95-2210	15 pg/l	U	LB<RL	blank target = 0.044pg/l
	BA9C-WO55-2210	15 pg/l	U	LB<RL	blank target = 0.044pg/l
	W3-WO100-2210	15 pg/l	U	LB<RL	blank target = 0.184pg/l
	W3-WO195-2210	15 pg/l	U	LB<RL	blank target = 0.184pg/l
	W3-WO5-2210	15 pg/l	U	LB<RL	blank target = 0.184pg/l
	W4-WO100-2210	15 pg/l	U	LB<RL	blank target = 0.184pg/l
	W4-WO195-2210	15 pg/l	U	LB<RL	blank target = 0.184pg/l
	W5-WO5-2210	7.5 pg/l	U	LB<RL	blank target = 0.11pg/l
	W5-WO55-2210	7.5 pg/l	U	LB<RL	blank target = 0.11pg/l
	W5-WO55-2210-FD	7.5 pg/l	U	LB<RL	blank target = 0.11pg/l
PCB-169	BA3C-WO55-2210	15 pg/l	U	LB<RL	blank target = 0.289pg/l
	BA8B-WO75-2210	15 pg/l	U	LB<RL	blank target = 0.0875pg/l
PCB-170	BA10B-WO5-2210	15 pg/l	U	LB<RL	blank target = 0.37pg/l
	BA10B-WO75-2210	15 pg/l	U	LB<RL	blank target = 0.37pg/l
	BA10DC-WO5-2210	15 pg/l	U	LB<RL	blank target = 0.37pg/l
	BA1B-WO145-2210	15 pg/l	U	LB<RL	blank target = 0.26pg/l
	BA1B-WO5-2210	15 pg/l	U	LB<RL	blank target = 0.26pg/l
	BA1B-WO75-2210	15 pg/l	U	LB<RL	blank target = 0.26pg/l
	BA1DC-WO35-2210	15 pg/l	U	LB<RL	blank target = 0.9pg/l
	BA1DC-WO5-2210	15 pg/l	U	LB<RL	blank target = 0.9pg/l
	BA2B-WO145-2210	15 pg/l	U	LB<RL	blank target = 0.26pg/l
	BA2B-WO75-2210	15 pg/l	U	LB<RL	blank target = 0.26pg/l
	BA2DC-WO20-2210	15 pg/l	U	LB<RL	blank target = 0.9pg/l
	BA2DC-WO35-2210	15 pg/l	U	LB<RL	blank target = 0.9pg/l
	BA2DC-WO5-2210	15 pg/l	U	LB<RL	blank target = 0.9pg/l
	BA3B-WO145-2210	15 pg/l	U	LB<RL	blank target = 0.53pg/l

TABLE 3. Blank Contamination - Qualified Data

Method (Matrix) Analyte	Sample Identification	Result	Blank Contamination Qualifier*	Criteria	Comments
E1668 (Water)					
PCB-170	BA3B-WO5-2210	15 pg/l	U	LB<RL	blank target = 0.53pg/l
	BA3B-WO80-2210	15 pg/l	U	LB<RL	blank target = 0.53pg/l
	BA3DC-WO35-2210	15 pg/l	U	LB<RL	blank target = 0.9pg/l
	BA4B-WO145-2210	15 pg/l	U	LB<RL	blank target = 0.5pg/l
	BA4B-WO5-2210	15 pg/l	U	LB<RL	blank target = 0.5pg/l
	BA4B-WO75-2210	15 pg/l	U	LB<RL	blank target = 0.5pg/l
	BA4DC-WO20-2210	15 pg/l	U	LB<RL	blank target = 2.3pg/l
	BA4DC-WO35-2210	15 pg/l	U	LB<RL	blank target = 2.3pg/l
	BA4DC-WO5-2210	15 pg/l	U	LB<RL	blank target = 2.3pg/l
	BA5B-WO145-2210	15 pg/l	U	LB<RL	blank target = 0.49pg/l
	BA5DC-WO20-2210	15 pg/l	U	LB<RL	blank target = 2.3pg/l
	BA5DC-WO35-2210	15 pg/l	U	LB<RL	blank target = 2.3pg/l
	BA5DC-WO35-2210-FD	15 pg/l	U	LB<RL	blank target = 2.3pg/l
	BA5DC-WO5-2210	15 pg/l	U	LB<RL	blank target = 2.3pg/l
	BA6B-WO145-2210	15 pg/l	U	EB<RL	blank target = 0.25pg/l
	BA6B-WO145-2210	15 pg/l	U	LB<RL	blank target = 0.53pg/l
	BA6B-WO5-2210	15 pg/l	U	EB<RL	blank target = 0.25pg/l
	BA6B-WO5-2210	15 pg/l	U	LB<RL	blank target = 0.53pg/l
	BA6B-WO75-2210	15 pg/l	U	EB<RL	blank target = 0.25pg/l
	BA6B-WO75-2210	15 pg/l	U	LB<RL	blank target = 0.53pg/l
	BA6DC-WO35-2210	15 pg/l	U	LB<RL	blank target = 2.3pg/l
	BA7BC-WO50-2210	15 pg/l	U	LB<RL	blank target = 0.5pg/l
	BA7BC-WO5-2210	15 pg/l	U	LB<RL	blank target = 0.5pg/l
	BA7B-WO145-2210	15 pg/l	U	EB<RL	blank target = 0.25pg/l
	BA7B-WO145-2210	15 pg/l	U	LB<RL	blank target = 0.53pg/l
	BA7B-WO5-2210	15 pg/l	U	EB<RL	blank target = 0.25pg/l
	BA7B-WO5-2210	15 pg/l	U	LB<RL	blank target = 0.14pg/l
	BA7C-WO5-2210	15 pg/l	U	LB<RL	blank target = 0.49pg/l
	BA7C-WO55-2210	15 pg/l	U	LB<RL	blank target = 0.49pg/l
	BA7DC-WO35-2210	15 pg/l	U	LB<RL	blank target = 2.3pg/l
	BA7DC-WO35-2210-FD	15 pg/l	U	LB<RL	blank target = 2.3pg/l
	BA7DC-WO35-2210-FD2	15 pg/l	U	LB<RL	blank target = 2.3pg/l
	BA8BC-WO50-2210	15 pg/l	U	LB<RL	blank target = 0.5pg/l

TABLE 3. Blank Contamination - Qualified Data

Method (Matrix) Analyte	Sample Identification	Result	Blank Contamination Qualifier*	Criteria	Comments
E1668 (Water)					
PCB-170	BA8BC-WO5-2210	15 pg/l	U	LB<RL	blank target = 0.5pg/l
	BA8BC-WO95-2210	15 pg/l	U	LB<RL	blank target = 0.5pg/l
	BA8B-WO5-2210	15 pg/l	U	LB<RL	blank target = 0.5pg/l
	BA8B-WO75-2210	15 pg/l	U	LB<RL	blank target = 0.5pg/l
	BA8C-WO55-2210	15 pg/l	U	LB<RL	blank target = 0.49pg/l
	BA8DC-WO5-2210	15 pg/l	U	LB<RL	blank target = 0.37pg/l
	BA9BC-WO50-2210	15 pg/l	U	EB<RL	blank target = 0.25pg/l
	BA9BC-WO50-2210	15 pg/l	U	LB<RL	blank target = 0.14pg/l
	BA9BC-WO5-2210	15 pg/l	U	EB<RL	blank target = 0.25pg/l
	BA9BC-WO5-2210	15 pg/l	U	LB<RL	blank target = 0.14pg/l
	BA9BC-WO95-2210	15 pg/l	U	EB<RL	blank target = 0.25pg/l
	BA9BC-WO95-2210	15 pg/l	U	LB<RL	blank target = 0.14pg/l
	BA9B-WO75-2210	15 pg/l	U	EB<RL	blank target = 0.25pg/l
	BA9B-WO75-2210	15 pg/l	U	LB<RL	blank target = 0.14pg/l
	BA9C-WO30-2210	15 pg/l	U	EB<RL	blank target = 0.25pg/l
	BA9C-WO30-2210	15 pg/l	U	LB<RL	blank target = 0.14pg/l
	BA9C-WO5-2210	15 pg/l	U	EB<RL	blank target = 0.25pg/l
	BA9C-WO5-2210	15 pg/l	U	LB<RL	blank target = 0.14pg/l
	BA9C-WO55-2210	15 pg/l	U	EB<RL	blank target = 0.25pg/l
	BA9C-WO55-2210	15 pg/l	U	LB<RL	blank target = 0.14pg/l
	BA9DC-WO35-2210	15 pg/l	U	LB<RL	blank target = 0.37pg/l
	BA9DC-WO35-2210-FD	15 pg/l	U	LB<RL	blank target = 0.37pg/l
	T11-WO30-2210	15 pg/l	U	LB<RL	blank target = 0.49pg/l
	W1-WO55-2210	15 pg/l	U	LB<RL	blank target = 0.9pg/l
	W2-WO100-2210	15 pg/l	U	LB<RL	blank target = 0.9pg/l
	W2-WO195-2210	15 pg/l	U	LB<RL	blank target = 0.9pg/l
	W3-WO100-2210	15 pg/l	U	LB<RL	blank target = 0.5pg/l
	W3-WO195-2210	15 pg/l	U	LB<RL	blank target = 0.5pg/l
	W3-WO5-2210	15 pg/l	U	LB<RL	blank target = 0.5pg/l
	W4-WO100-2210	15 pg/l	U	LB<RL	blank target = 0.5pg/l
	W4-WO195-2210	15 pg/l	U	LB<RL	blank target = 0.5pg/l
	W4-WO5-2210	15 pg/l	U	LB<RL	blank target = 0.5pg/l
PCB-177	BA4B-WO145-2210	15 pg/l	U	LB<RL	blank target = 0.12pg/l

TABLE 3. Blank Contamination - Qualified Data

Method (Matrix) Analyte	Sample Identification	Result	Blank Contamination Qualifier*	Criteria	Comments
E1668 (Water)					
PCB-177	BA4B-WO5-2210	15 pg/l	U	LB<RL	blank target = 0.12pg/l
	BA7BC-WO50-2210	15 pg/l	U	LB<RL	blank target = 0.12pg/l
	BA8BC-WO50-2210	15 pg/l	U	LB<RL	blank target = 0.12pg/l
	BA8BC-WO5-2210	15 pg/l	U	LB<RL	blank target = 0.12pg/l
	BA8BC-WO95-2210	15 pg/l	U	LB<RL	blank target = 0.12pg/l
	BA8B-WO5-2210	15 pg/l	U	LB<RL	blank target = 0.12pg/l
	BA8B-WO75-2210	15 pg/l	U	LB<RL	blank target = 0.12pg/l
	BA9BC-WO50-2210	15 pg/l	U	LB<RL	blank target = 0.079pg/l
	BA9BC-WO5-2210	15 pg/l	U	LB<RL	blank target = 0.079pg/l
	BA9B-WO75-2210	15 pg/l	U	LB<RL	blank target = 0.079pg/l
	BA9C-WO55-2210	15 pg/l	U	LB<RL	blank target = 0.079pg/l
	W3-WO100-2210	15 pg/l	U	LB<RL	blank target = 0.12pg/l
	W3-WO195-2210	15 pg/l	U	LB<RL	blank target = 0.12pg/l
	W4-WO100-2210	15 pg/l	U	LB<RL	blank target = 0.12pg/l
	W4-WO195-2210	15 pg/l	U	LB<RL	blank target = 0.12pg/l
	W4-WO5-2210	15 pg/l	U	LB<RL	blank target = 0.12pg/l
PCB-18/30	BA10B-WO145-2210	15 pg/l	U	LB<RL	blank target = 9.23pg/l
	BA10B-WO5-2210	15 pg/l	U	LB<RL	blank target = 9.23pg/l
	BA10B-WO75-2210	15 pg/l	U	LB<RL	blank target = 9.23pg/l
	BA10C-WO30-2210	15 pg/l	U	LB<RL	blank target = 9.23pg/l
	BA10C-WO5-2210	15 pg/l	U	LB<RL	blank target = 9.23pg/l
	BA10C-WO55-2210	15 pg/l	U	LB<RL	blank target = 9.23pg/l
	BA10DC-WO20-2210	15 pg/l	U	LB<RL	blank target = 9.23pg/l
	BA10DC-WO35-2210	15 pg/l	U	LB<RL	blank target = 4.58pg/l
	BA10DC-WO5-2210	15 pg/l	U	LB<RL	blank target = 9.23pg/l
	BA1B-WO145-2210	15 pg/l	U	LB<RL	blank target = 2.05pg/l
	BA1B-WO5-2210	15 pg/l	U	LB<RL	blank target = 2.05pg/l
	BA1B-WO75-2210	15 pg/l	U	LB<RL	blank target = 2.05pg/l
	BA1C-WO30-2210	15 pg/l	U	LB<RL	blank target = 1.76pg/l
	BA1C-WO5-2210	15 pg/l	U	LB<RL	blank target = 1.76pg/l
	BA1C-WO55-2210	15 pg/l	U	LB<RL	blank target = 1.76pg/l
	BA1DC-WO20-2210	15 pg/l	U	LB<RL	blank target = 1.91pg/l
	BA1DC-WO35-2210	15 pg/l	U	LB<RL	blank target = 1.91pg/l

TABLE 3. Blank Contamination - Qualified Data

Method (Matrix) Analyte	Sample Identification	Result	Blank Contamination Qualifier*	Criteria	Comments
E1668 (Water)					
PCB-18/30	BA1DC-WO5-2210	15 pg/l	U	LB<RL	blank target = 1.91pg/l
	BA1DC-WO5-2210-FD	15 pg/l	U	LB<RL	blank target = 1.91pg/l
	BA2B-WO145-2210	15 pg/l	U	LB<RL	blank target = 2.05pg/l
	BA2B-WO5-2210	15 pg/l	U	LB<RL	blank target = 2.05pg/l
	BA2B-WO75-2210	15 pg/l	U	LB<RL	blank target = 2.05pg/l
	BA2C-WO30-2210	15 pg/l	U	LB<RL	blank target = 1.76pg/l
	BA2C-WO5-2210	15 pg/l	U	LB<RL	blank target = 1.76pg/l
	BA2C-WO55-2210	15 pg/l	U	LB<RL	blank target = 1.76pg/l
	BA2DC-WO20-2210	15 pg/l	U	LB<RL	blank target = 1.91pg/l
	BA2DC-WO35-2210	15 pg/l	U	LB<RL	blank target = 1.91pg/l
	BA2DC-WO5-2210	15 pg/l	U	LB<RL	blank target = 1.91pg/l
	BA3B-WO145-2210	15 pg/l	U	LB<RL	blank target = 6.32pg/l
	BA3B-WO5-2210	15 pg/l	U	LB<RL	blank target = 6.32pg/l
	BA3B-WO80-2210	15 pg/l	U	LB<RL	blank target = 6.32pg/l
	BA3C-WO30-2210	15 pg/l	U	LB<RL	blank target = 1.76pg/l
	BA3C-WO5-2210	15 pg/l	U	LB<RL	blank target = 1.76pg/l
	BA3C-WO55-2210	15 pg/l	U	LB<RL	blank target = 2.16pg/l
	BA3DC-WO20-2210	15 pg/l	U	LB<RL	blank target = 1.91pg/l
	BA3DC-WO35-2210	15 pg/l	U	LB<RL	blank target = 1.91pg/l
	BA3DC-WO5-2210	15 pg/l	U	LB<RL	blank target = 1.91pg/l
	BA4B-WO145-2210	15 pg/l	U	LB<RL	blank target = 1.9pg/l
	BA4B-WO5-2210	15 pg/l	U	LB<RL	blank target = 1.9pg/l
	BA4B-WO75-2210	15 pg/l	U	LB<RL	blank target = 1.9pg/l
	BA4C-WO30-2210	15 pg/l	U	LB<RL	blank target = 2.16pg/l
	BA4C-WO5-2210	15 pg/l	U	LB<RL	blank target = 2.16pg/l
	BA4C-WO55-2210	15 pg/l	U	LB<RL	blank target = 2.16pg/l
	BA4C-WO55-2210-FD	15 pg/l	U	LB<RL	blank target = 2.16pg/l
	BA4C-WO55-2210-FD2	15 pg/l	U	LB<RL	blank target = 2.16pg/l
	BA4DC-WO20-2210	15 pg/l	U	LB<RL	blank target = 6.2pg/l
	BA4DC-WO35-2210	15 pg/l	U	LB<RL	blank target = 6.2pg/l
	BA4DC-WO5-2210	15 pg/l	U	LB<RL	blank target = 6.2pg/l
	BA5B-WO145-2210	15 pg/l	U	LB<RL	blank target = 4.58pg/l
	BA5B-WO5-2210	15 pg/l	U	LB<RL	blank target = 6.32pg/l

TABLE 3. Blank Contamination - Qualified Data

Method (Matrix) Analyte	Sample Identification	Result	Blank Contamination Qualifier*	Criteria	Comments
E1668 (Water)					
PCB-18/30	BA5B-WO75-2210	15 pg/l	U	LB<RL	blank target = 6.32pg/l
	BA5C-WO30-2210	15 pg/l	U	LB<RL	blank target = 2.16pg/l
	BA5C-WO5-2210	15 pg/l	U	LB<RL	blank target = 2.16pg/l
	BA5C-WO55-2210	15 pg/l	U	LB<RL	blank target = 2.16pg/l
	BA5DC-WO20-2210	15 pg/l	U	LB<RL	blank target = 6.2pg/l
	BA5DC-WO35-2210	15 pg/l	U	LB<RL	blank target = 6.2pg/l
	BA5DC-WO35-2210-FD	15 pg/l	U	LB<RL	blank target = 6.2pg/l
	BA5DC-WO5-2210	15 pg/l	U	LB<RL	blank target = 6.2pg/l
	BA6BC-WO50-2210	15 pg/l	U	LB<RL	blank target = 2.16pg/l
	BA6BC-WO5-2210	17 pg/l	U	LB<RL	blank target = 2.16pg/l
	BA6BC-WO95-2210	15 pg/l	U	LB<RL	blank target = 2.16pg/l
	BA6B-WO145-2210	15 pg/l	U	EB<RL	blank target = 3.19pg/l
	BA6B-WO145-2210	15 pg/l	U	LB<RL	blank target = 6.32pg/l
	BA6B-WO5-2210	15 pg/l	U	EB<RL	blank target = 3.19pg/l
	BA6B-WO5-2210	15 pg/l	U	LB<RL	blank target = 6.32pg/l
	BA6B-WO75-2210	15 pg/l	U	EB<RL	blank target = 3.19pg/l
	BA6B-WO75-2210	15 pg/l	U	LB<RL	blank target = 6.32pg/l
	BA6C-WO30-2210	15 pg/l	U	LB<RL	blank target = 2.16pg/l
	BA6C-WO5-2210	15 pg/l	U	LB<RL	blank target = 2.16pg/l
	BA6C-WO55-2210	15 pg/l	U	LB<RL	blank target = 2.16pg/l
	BA6DC-WO20-2210	15 pg/l	U	LB<RL	blank target = 6.2pg/l
	BA6DC-WO35-2210	15 pg/l	U	LB<RL	blank target = 6.2pg/l
	BA6DC-WO5-2210	15 pg/l	U	LB<RL	blank target = 6.2pg/l
	BA7BC-WO50-2210	15 pg/l	U	LB<RL	blank target = 1.9pg/l
	BA7BC-WO5-2210	15 pg/l	U	LB<RL	blank target = 1.9pg/l
	BA7BC-WO95-2210	15 pg/l	U	LB<RL	blank target = 1.9pg/l
	BA7B-WO145-2210	15 pg/l	U	EB<RL	blank target = 3.19pg/l
	BA7B-WO145-2210	15 pg/l	U	LB<RL	blank target = 6.32pg/l
	BA7B-WO5-2210	15 pg/l	U	EB<RL	blank target = 3.19pg/l
	BA7B-WO5-2210	15 pg/l	U	LB<RL	blank target = 1.99pg/l
	BA7B-WO75-2210	15 pg/l	U	EB<RL	blank target = 3.19pg/l
	BA7B-WO75-2210	15 pg/l	U	LB<RL	blank target = 6.32pg/l
	BA7C-WO30-2210	15 pg/l	U	LB<RL	blank target = 4.58pg/l

TABLE 3. Blank Contamination - Qualified Data

Method (Matrix) Analyte	Sample Identification	Result	Blank Contamination Qualifier*	Criteria	Comments
E1668 (Water)					
PCB-18/30	BA7C-WO5-2210	15 pg/l	U	LB<RL	blank target = 4.58pg/l
	BA7C-WO55-2210	15.8 pg/l	U	LB<RL	blank target = 4.58pg/l
	BA7DC-WO20-2210	15 pg/l	U	LB<RL	blank target = 3.55pg/l
	BA7DC-WO35-2210	15 pg/l	U	LB<RL	blank target = 6.2pg/l
	BA7DC-WO35-2210-FD	15 pg/l	U	LB<RL	blank target = 6.2pg/l
	BA7DC-WO35-2210-FD2	15 pg/l	U	LB<RL	blank target = 6.2pg/l
	BA7DC-WO5-2210	15 pg/l	U	LB<RL	blank target = 3.55pg/l
	BA8BC-WO50-2210	15 pg/l	U	LB<RL	blank target = 1.9pg/l
	BA8BC-WO5-2210	15 pg/l	U	LB<RL	blank target = 1.9pg/l
	BA8BC-WO95-2210	15 pg/l	U	LB<RL	blank target = 1.9pg/l
	BA8B-WO145-2210	15 pg/l	U	LB<RL	blank target = 1.9pg/l
	BA8B-WO5-2210	15 pg/l	U	LB<RL	blank target = 1.9pg/l
	BA8B-WO75-2210	15 pg/l	U	LB<RL	blank target = 1.9pg/l
	BA8C-WO5-2210	15 pg/l	U	LB<RL	blank target = 4.58pg/l
	BA8C-WO55-2210	15 pg/l	U	LB<RL	blank target = 4.58pg/l
	BA8C-WO55-2210-FD	15 pg/l	U	LB<RL	blank target = 4.58pg/l
	BA8DC-WO20-2210	15 pg/l	U	LB<RL	blank target = 9.23pg/l
	BA8DC-WO35-2210	15 pg/l	U	LB<RL	blank target = 9.23pg/l
	BA8DC-WO5-2210	15 pg/l	U	LB<RL	blank target = 9.23pg/l
	BA9BC-WO50-2210	15 pg/l	U	EB<RL	blank target = 3.19pg/l
	BA9BC-WO50-2210	15 pg/l	U	LB<RL	blank target = 1.99pg/l
	BA9BC-WO5-2210	15 pg/l	U	EB<RL	blank target = 3.19pg/l
	BA9BC-WO5-2210	15 pg/l	U	LB<RL	blank target = 1.99pg/l
	BA9BC-WO95-2210	15 pg/l	U	EB<RL	blank target = 3.19pg/l
	BA9BC-WO95-2210	15 pg/l	U	LB<RL	blank target = 1.99pg/l
	BA9B-WO5-2210	15 pg/l	U	EB<RL	blank target = 3.19pg/l
	BA9B-WO5-2210	15 pg/l	U	LB<RL	blank target = 1.99pg/l
	BA9B-WO75-2210	15 pg/l	U	EB<RL	blank target = 3.19pg/l
	BA9B-WO75-2210	15 pg/l	U	LB<RL	blank target = 1.99pg/l
	BA9C-WO30-2210	15 pg/l	U	EB<RL	blank target = 3.19pg/l
	BA9C-WO30-2210	15 pg/l	U	LB<RL	blank target = 1.99pg/l
	BA9C-WO5-2210	15 pg/l	U	EB<RL	blank target = 3.19pg/l
	BA9C-WO5-2210	15 pg/l	U	LB<RL	blank target = 1.99pg/l

TABLE 3. Blank Contamination - Qualified Data

Method (Matrix) Analyte	Sample Identification	Result	Blank Contamination Qualifier*	Criteria	Comments
E1668 (Water)					
PCB-18/30	BA9C-WO55-2210	15 pg/l	U	EB<RL	blank target = 3.19pg/l
	BA9C-WO55-2210	15 pg/l	U	LB<RL	blank target = 1.99pg/l
	BA9DC-WO20-2210	15 pg/l	U	LB<RL	blank target = 9.23pg/l
	BA9DC-WO35-2210	15 pg/l	U	LB<RL	blank target = 9.23pg/l
	BA9DC-WO35-2210-FD	15 pg/l	U	LB<RL	blank target = 9.23pg/l
	BA9DC-WO5-2210	15 pg/l	U	LB<RL	blank target = 9.23pg/l
	T11-WO30-2210	15 pg/l	U	LB<RL	blank target = 4.58pg/l
	T11-WO5-2210	15 pg/l	U	LB<RL	blank target = 4.58pg/l
	W1-WO30-2210	15 pg/l	U	LB<RL	blank target = 1.91pg/l
	W1-WO5-2210	15 pg/l	U	LB<RL	blank target = 1.91pg/l
	W1-WO55-2210	15 pg/l	U	LB<RL	blank target = 1.91pg/l
	W2-WO100-2210	15 pg/l	U	LB<RL	blank target = 1.91pg/l
	W2-WO195-2210	15 pg/l	U	LB<RL	blank target = 1.91pg/l
	W2-WO5-2210	15 pg/l	U	LB<RL	blank target = 1.91pg/l
	W3-WO100-2210	15 pg/l	U	LB<RL	blank target = 1.9pg/l
	W3-WO195-2210	15 pg/l	U	LB<RL	blank target = 1.9pg/l
	W3-WO5-2210	15 pg/l	U	LB<RL	blank target = 1.9pg/l
	W4-WO100-2210	15 pg/l	U	LB<RL	blank target = 1.9pg/l
	W4-WO195-2210	15 pg/l	U	LB<RL	blank target = 1.9pg/l
	W4-WO5-2210	15 pg/l	U	LB<RL	blank target = 1.9pg/l
	W5-WO30-2210	7.5 pg/l	U	LB<RL	blank target = 3.55pg/l
	W5-WO5-2210	7.5 pg/l	U	LB<RL	blank target = 3.55pg/l
	W5-WO55-2210	7.5 pg/l	U	LB<RL	blank target = 3.55pg/l
	W5-WO55-2210-FD	7.5 pg/l	U	LB<RL	blank target = 3.55pg/l
PCB-180/193	BA10B-WO145-2210	15 pg/l	U	LB<RL	blank target = 0.41pg/l
	BA10B-WO5-2210	15 pg/l	U	LB<RL	blank target = 0.41pg/l
	BA10B-WO75-2210	15 pg/l	U	LB<RL	blank target = 0.41pg/l
	BA10C-WO55-2210	15 pg/l	U	LB<RL	blank target = 0.41pg/l
	BA10DC-WO20-2210	15 pg/l	U	LB<RL	blank target = 0.41pg/l
	BA10DC-WO35-2210	15 pg/l	U	LB<RL	blank target = 0.42pg/l
	BA1B-WO145-2210	15 pg/l	U	LB<RL	blank target = 0.524pg/l
	BA1B-WO5-2210	15 pg/l	U	LB<RL	blank target = 0.524pg/l
	BA1B-WO75-2210	15 pg/l	U	LB<RL	blank target = 0.524pg/l

TABLE 3. Blank Contamination - Qualified Data

Method (Matrix) Analyte	Sample Identification	Result	Blank Contamination Qualifier*	Criteria	Comments
E1668 (Water)					
PCB-180/193	BA1DC-WO35-2210	15 pg/l	U	LB<RL	blank target = 0.44pg/l
	BA1DC-WO5-2210	15 pg/l	U	LB<RL	blank target = 0.44pg/l
	BA2B-WO145-2210	15 pg/l	U	LB<RL	blank target = 0.524pg/l
	BA2B-WO5-2210	15 pg/l	U	LB<RL	blank target = 0.524pg/l
	BA2B-WO75-2210	15 pg/l	U	LB<RL	blank target = 0.524pg/l
	BA2DC-WO20-2210	15 pg/l	U	LB<RL	blank target = 0.44pg/l
	BA2DC-WO35-2210	15 pg/l	U	LB<RL	blank target = 0.44pg/l
	BA2DC-WO5-2210	15 pg/l	U	LB<RL	blank target = 0.44pg/l
	BA3B-WO145-2210	15 pg/l	U	LB<RL	blank target = 0.989pg/l
	BA3B-WO5-2210	15 pg/l	U	LB<RL	blank target = 0.989pg/l
	BA3B-WO80-2210	15 pg/l	U	LB<RL	blank target = 0.989pg/l
	BA3DC-WO20-2210	15 pg/l	U	LB<RL	blank target = 0.44pg/l
	BA3DC-WO35-2210	15 pg/l	U	LB<RL	blank target = 0.44pg/l
	BA3DC-WO5-2210	15 pg/l	U	LB<RL	blank target = 0.44pg/l
	BA4B-WO145-2210	15 pg/l	U	LB<RL	blank target = 0.49pg/l
	BA4B-WO5-2210	15 pg/l	U	LB<RL	blank target = 0.49pg/l
	BA4B-WO75-2210	15 pg/l	U	LB<RL	blank target = 0.49pg/l
	BA4DC-WO20-2210	15 pg/l	U	LB<RL	blank target = 0.15pg/l
	BA4DC-WO5-2210	15 pg/l	U	LB<RL	blank target = 0.15pg/l
	BA5B-WO5-2210	15 pg/l	U	LB<RL	blank target = 0.989pg/l
	BA5DC-WO20-2210	15 pg/l	U	LB<RL	blank target = 0.15pg/l
	BA5DC-WO35-2210	15 pg/l	U	LB<RL	blank target = 0.15pg/l
	BA5DC-WO5-2210	15 pg/l	U	LB<RL	blank target = 0.15pg/l
	BA6B-WO145-2210	15 pg/l	U	EB<RL	blank target = 0.33pg/l
	BA6B-WO145-2210	15 pg/l	U	LB<RL	blank target = 0.989pg/l
	BA6B-WO5-2210	15 pg/l	U	EB<RL	blank target = 0.33pg/l
	BA6B-WO5-2210	15 pg/l	U	LB<RL	blank target = 0.989pg/l
	BA6B-WO75-2210	15 pg/l	U	EB<RL	blank target = 0.33pg/l
	BA6B-WO75-2210	15 pg/l	U	LB<RL	blank target = 0.989pg/l
	BA6DC-WO20-2210	15 pg/l	U	LB<RL	blank target = 0.15pg/l
	BA6DC-WO35-2210	15 pg/l	U	LB<RL	blank target = 0.15pg/l
	BA6DC-WO5-2210	15 pg/l	U	LB<RL	blank target = 0.15pg/l
	BA7BC-WO50-2210	15 pg/l	U	LB<RL	blank target = 0.49pg/l

TABLE 3. Blank Contamination - Qualified Data

Method (Matrix) Analyte	Sample Identification	Result	Blank Contamination Qualifier*	Criteria	Comments
E1668 (Water)					
PCB-180/193	BA7BC-WO5-2210	15 pg/l	U	LB<RL	blank target = 0.49pg/l
	BA7BC-WO95-2210	15 pg/l	U	LB<RL	blank target = 0.49pg/l
	BA7B-WO145-2210	15 pg/l	U	EB<RL	blank target = 0.33pg/l
	BA7B-WO145-2210	15 pg/l	U	LB<RL	blank target = 0.989pg/l
	BA7B-WO5-2210	15 pg/l	U	EB<RL	blank target = 0.33pg/l
	BA7B-WO5-2210	15 pg/l	U	LB<RL	blank target = 0.26pg/l
	BA7B-WO75-2210	15 pg/l	U	EB<RL	blank target = 0.33pg/l
	BA7B-WO75-2210	15 pg/l	U	LB<RL	blank target = 0.989pg/l
	BA7C-WO55-2210	15 pg/l	U	LB<RL	blank target = 0.42pg/l
	BA7DC-WO20-2210	15 pg/l	U	LB<RL	blank target = 0.14pg/l
	BA7DC-WO35-2210-FD	15 pg/l	U	LB<RL	blank target = 0.15pg/l
	BA7DC-WO5-2210	15 pg/l	U	LB<RL	blank target = 0.14pg/l
	BA8BC-WO50-2210	15 pg/l	U	LB<RL	blank target = 0.49pg/l
	BA8BC-WO5-2210	15 pg/l	U	LB<RL	blank target = 0.49pg/l
	BA8BC-WO95-2210	15 pg/l	U	LB<RL	blank target = 0.49pg/l
	BA8B-WO5-2210	15 pg/l	U	LB<RL	blank target = 0.49pg/l
	BA8B-WO75-2210	15 pg/l	U	LB<RL	blank target = 0.49pg/l
	BA8C-WO55-2210	15 pg/l	U	LB<RL	blank target = 0.42pg/l
	BA8DC-WO20-2210	15 pg/l	U	LB<RL	blank target = 0.41pg/l
	BA8DC-WO5-2210	15 pg/l	U	LB<RL	blank target = 0.41pg/l
	BA9BC-WO50-2210	15 pg/l	U	EB<RL	blank target = 0.33pg/l
	BA9BC-WO50-2210	15 pg/l	U	LB<RL	blank target = 0.26pg/l
	BA9BC-WO5-2210	15 pg/l	U	EB<RL	blank target = 0.33pg/l
	BA9BC-WO5-2210	15 pg/l	U	LB<RL	blank target = 0.26pg/l
	BA9BC-WO95-2210	15 pg/l	U	EB<RL	blank target = 0.33pg/l
	BA9BC-WO95-2210	15 pg/l	U	LB<RL	blank target = 0.26pg/l
	BA9B-WO5-2210	15 pg/l	U	EB<RL	blank target = 0.33pg/l
	BA9B-WO5-2210	15 pg/l	U	LB<RL	blank target = 0.26pg/l
	BA9B-WO75-2210	15 pg/l	U	EB<RL	blank target = 0.33pg/l
	BA9B-WO75-2210	15 pg/l	U	LB<RL	blank target = 0.26pg/l
	BA9C-WO30-2210	15 pg/l	U	EB<RL	blank target = 0.33pg/l
	BA9C-WO30-2210	15 pg/l	U	LB<RL	blank target = 0.26pg/l
	BA9C-WO5-2210	15 pg/l	U	EB<RL	blank target = 0.33pg/l

TABLE 3. Blank Contamination - Qualified Data

Method (Matrix) Analyte	Sample Identification	Result	Blank Contamination Qualifier*	Criteria	Comments
E1668 (Water)					
PCB-180/193	BA9C-WO5-2210	15 pg/l	U	LB<RL	blank target = 0.26pg/l
	BA9C-WO55-2210	15 pg/l	U	EB<RL	blank target = 0.33pg/l
	BA9C-WO55-2210	15 pg/l	U	LB<RL	blank target = 0.26pg/l
	BA9DC-WO20-2210	15 pg/l	U	LB<RL	blank target = 0.41pg/l
	BA9DC-WO35-2210	15 pg/l	U	LB<RL	blank target = 0.41pg/l
	BA9DC-WO35-2210-FD	15 pg/l	U	LB<RL	blank target = 0.41pg/l
	BA9DC-WO5-2210	15 pg/l	U	LB<RL	blank target = 0.41pg/l
	T11-WO30-2210	15 pg/l	U	LB<RL	blank target = 0.42pg/l
	T11-WO5-2210	15 pg/l	U	LB<RL	blank target = 0.42pg/l
	W1-WO30-2210	15 pg/l	U	LB<RL	blank target = 0.44pg/l
	W1-WO55-2210	15 pg/l	U	LB<RL	blank target = 0.44pg/l
	W2-WO100-2210	15 pg/l	U	LB<RL	blank target = 0.44pg/l
	W2-WO195-2210	15 pg/l	U	LB<RL	blank target = 0.44pg/l
	W2-WO5-2210	15 pg/l	U	LB<RL	blank target = 0.44pg/l
	W3-WO100-2210	15 pg/l	U	LB<RL	blank target = 0.49pg/l
	W3-WO195-2210	15 pg/l	U	LB<RL	blank target = 0.49pg/l
	W4-WO100-2210	15 pg/l	U	LB<RL	blank target = 0.49pg/l
	W4-WO195-2210	15 pg/l	U	LB<RL	blank target = 0.49pg/l
	W4-WO5-2210	15 pg/l	U	LB<RL	blank target = 0.49pg/l
	W5-WO30-2210	7.5 pg/l	U	LB<RL	blank target = 0.14pg/l
	W5-WO5-2210	7.5 pg/l	U	LB<RL	blank target = 0.14pg/l
	W5-WO55-2210	7.5 pg/l	U	LB<RL	blank target = 0.14pg/l
	W5-WO55-2210-FD	7.5 pg/l	U	LB<RL	blank target = 0.14pg/l
PCB-187	BA10B-WO145-2210	15 pg/l	U	LB<RL	blank target = 0.397pg/l
	BA10B-WO5-2210	15 pg/l	U	LB<RL	blank target = 0.397pg/l
	BA10B-WO75-2210	15 pg/l	U	LB<RL	blank target = 0.397pg/l
	BA10C-WO55-2210	15 pg/l	U	LB<RL	blank target = 0.397pg/l
	BA10DC-WO20-2210	15 pg/l	U	LB<RL	blank target = 0.397pg/l
	BA10DC-WO5-2210	15 pg/l	U	LB<RL	blank target = 0.397pg/l
	BA1B-WO145-2210	15 pg/l	U	LB<RL	blank target = 0.24pg/l
	BA1B-WO5-2210	15 pg/l	U	LB<RL	blank target = 0.24pg/l
	BA1B-WO75-2210	15 pg/l	U	LB<RL	blank target = 0.24pg/l
	BA1DC-WO35-2210	0.438 pg/l	U	EB<RL	blank target = 0.327pg/l

TABLE 3. Blank Contamination - Qualified Data

Method (Matrix) Analyte	Sample Identification	Result	Blank Contamination Qualifier*	Criteria	Comments
E1668 (Water)					
PCB-187	BA1DC-WO5-2210	0.39 pg/l	U	EB<RL	blank target = 0.327pg/l
	BA2B-WO145-2210	15 pg/l	U	LB<RL	blank target = 0.24pg/l
	BA2B-WO5-2210	15 pg/l	U	LB<RL	blank target = 0.24pg/l
	BA2B-WO75-2210	15 pg/l	U	LB<RL	blank target = 0.24pg/l
	BA2DC-WO20-2210	0.18 pg/l	U	EB<RL	blank target = 0.327pg/l
	BA2DC-WO35-2210	0.863 pg/l	U	EB<RL	blank target = 0.327pg/l
	BA2DC-WO5-2210	0.34 pg/l	U	EB<RL	blank target = 0.327pg/l
	BA3B-WO145-2210	15 pg/l	U	LB<RL	blank target = 0.468pg/l
	BA3B-WO5-2210	15 pg/l	U	LB<RL	blank target = 0.468pg/l
	BA3B-WO80-2210	15 pg/l	U	LB<RL	blank target = 0.468pg/l
	BA3DC-WO35-2210	0.842 pg/l	U	EB<RL	blank target = 0.327pg/l
	BA3DC-WO5-2210	0.25 pg/l	U	EB<RL	blank target = 0.327pg/l
	BA4B-WO145-2210	15 pg/l	U	LB<RL	blank target = 0.35pg/l
	BA4B-WO5-2210	15 pg/l	U	LB<RL	blank target = 0.35pg/l
	BA4B-WO75-2210	15 pg/l	U	LB<RL	blank target = 0.35pg/l
	BA4DC-WO20-2210	15 pg/l	U	LB<RL	blank target = 0.1pg/l
	BA4DC-WO5-2210	15 pg/l	U	LB<RL	blank target = 0.1pg/l
	BA5B-WO5-2210	15 pg/l	U	LB<RL	blank target = 0.468pg/l
	BA5DC-WO20-2210	15 pg/l	U	LB<RL	blank target = 0.1pg/l
	BA5DC-WO35-2210	15 pg/l	U	LB<RL	blank target = 0.1pg/l
	BA5DC-WO5-2210	15 pg/l	U	LB<RL	blank target = 0.1pg/l
	BA6B-WO145-2210	15 pg/l	U	LB<RL	blank target = 0.468pg/l
	BA6B-WO5-2210	15 pg/l	U	LB<RL	blank target = 0.468pg/l
	BA6B-WO75-2210	15 pg/l	U	LB<RL	blank target = 0.468pg/l
	BA6DC-WO20-2210	15 pg/l	U	LB<RL	blank target = 0.1pg/l
	BA6DC-WO35-2210	15 pg/l	U	LB<RL	blank target = 0.1pg/l
	BA6DC-WO5-2210	15 pg/l	U	LB<RL	blank target = 0.1pg/l
	BA7BC-WO50-2210	15 pg/l	U	LB<RL	blank target = 0.35pg/l
	BA7BC-WO5-2210	15 pg/l	U	LB<RL	blank target = 0.35pg/l
	BA7BC-WO95-2210	15 pg/l	U	LB<RL	blank target = 0.35pg/l
	BA7B-WO145-2210	15 pg/l	U	LB<RL	blank target = 0.468pg/l
	BA7B-WO75-2210	15 pg/l	U	LB<RL	blank target = 0.468pg/l
	BA7DC-WO20-2210	15 pg/l	U	LB<RL	blank target = 0.251pg/l

TABLE 3. Blank Contamination - Qualified Data

Method (Matrix) Analyte	Sample Identification	Result	Blank Contamination Qualifier*	Criteria	Comments
E1668 (Water)					
PCB-187	BA7DC-WO5-2210	15 pg/l	U	LB<RL	blank target = 0.251pg/l
	BA8BC-WO50-2210	15 pg/l	U	LB<RL	blank target = 0.35pg/l
	BA8BC-WO5-2210	15 pg/l	U	LB<RL	blank target = 0.35pg/l
	BA8BC-WO95-2210	15 pg/l	U	LB<RL	blank target = 0.35pg/l
	BA8B-WO145-2210	15 pg/l	U	LB<RL	blank target = 0.35pg/l
	BA8B-WO5-2210	15 pg/l	U	LB<RL	blank target = 0.35pg/l
	BA8B-WO75-2210	15 pg/l	U	LB<RL	blank target = 0.35pg/l
	BA8DC-WO20-2210	15 pg/l	U	LB<RL	blank target = 0.397pg/l
	BA8DC-WO5-2210	15 pg/l	U	LB<RL	blank target = 0.397pg/l
	BA9BC-WO50-2210	15 pg/l	U	LB<RL	blank target = 0.163pg/l
	BA9BC-WO5-2210	15 pg/l	U	LB<RL	blank target = 0.163pg/l
	BA9BC-WO95-2210	15 pg/l	U	LB<RL	blank target = 0.163pg/l
	BA9B-WO5-2210	15 pg/l	U	LB<RL	blank target = 0.163pg/l
	BA9B-WO75-2210	15 pg/l	U	LB<RL	blank target = 0.163pg/l
	BA9C-WO30-2210	15 pg/l	U	LB<RL	blank target = 0.163pg/l
	BA9C-WO5-2210	15 pg/l	U	LB<RL	blank target = 0.163pg/l
	BA9C-WO55-2210	15 pg/l	U	LB<RL	blank target = 0.163pg/l
	BA9DC-WO20-2210	15 pg/l	U	LB<RL	blank target = 0.397pg/l
	BA9DC-WO35-2210	15 pg/l	U	LB<RL	blank target = 0.397pg/l
	BA9DC-WO35-2210-FD	15 pg/l	U	LB<RL	blank target = 0.397pg/l
	W1-WO55-2210	1.33 pg/l	U	EB<RL	blank target = 0.327pg/l
	W2-WO100-2210	0.314 pg/l	U	EB<RL	blank target = 0.327pg/l
	W2-WO195-2210	0.39 pg/l	U	EB<RL	blank target = 0.327pg/l
	W2-WO5-2210	0.2 pg/l	U	EB<RL	blank target = 0.327pg/l
	W3-WO100-2210	15 pg/l	U	LB<RL	blank target = 0.35pg/l
	W3-WO195-2210	15 pg/l	U	LB<RL	blank target = 0.35pg/l
	W3-WO5-2210	15 pg/l	U	LB<RL	blank target = 0.35pg/l
	W4-WO100-2210	15 pg/l	U	LB<RL	blank target = 0.35pg/l
	W4-WO195-2210	15 pg/l	U	LB<RL	blank target = 0.35pg/l
	W4-WO5-2210	15 pg/l	U	LB<RL	blank target = 0.35pg/l
	W5-WO30-2210	7.5 pg/l	U	LB<RL	blank target = 0.251pg/l
	W5-WO5-2210	7.5 pg/l	U	LB<RL	blank target = 0.251pg/l
	W5-WO55-2210	7.5 pg/l	U	LB<RL	blank target = 0.251pg/l

TABLE 3. Blank Contamination - Qualified Data

Method (Matrix) Analyte	Sample Identification	Result	Blank Contamination Qualifier*	Criteria	Comments
E1668 (Water)					
PCB-187	W5-WO55-2210-FD	7.5 pg/l	U	LB<RL	blank target = 0.251pg/l
PCB-189	BA3C-WO55-2210	15 pg/l	U	LB<RL	blank target = 0.35pg/l
	BA4C-WO55-2210	15 pg/l	U	LB<RL	blank target = 0.35pg/l
	BA4C-WO55-2210-FD2	15 pg/l	U	LB<RL	blank target = 0.35pg/l
PCB-194	BA10B-WO145-2210	15 pg/l	U	LB<RL	blank target = 0.66pg/l
	BA10B-WO5-2210	15 pg/l	U	LB<RL	blank target = 0.66pg/l
	BA10B-WO75-2210	15 pg/l	U	LB<RL	blank target = 0.66pg/l
	BA10C-WO30-2210	15 pg/l	U	LB<RL	blank target = 0.66pg/l
	BA10C-WO5-2210	15 pg/l	U	LB<RL	blank target = 0.66pg/l
	BA10C-WO55-2210	15 pg/l	U	LB<RL	blank target = 0.66pg/l
	BA10DC-WO20-2210	15 pg/l	U	LB<RL	blank target = 0.66pg/l
	BA10DC-WO35-2210	15 pg/l	U	EB<RL	blank target = 0.85pg/l
	BA10DC-WO35-2210	15 pg/l	U	LB<RL	blank target = 0.32pg/l
	BA10DC-WO5-2210	15 pg/l	U	LB<RL	blank target = 0.66pg/l
	BA1B-WO145-2210	15 pg/l	U	LB<RL	blank target = 0.78pg/l
	BA1B-WO5-2210	15 pg/l	U	LB<RL	blank target = 0.78pg/l
	BA1B-WO75-2210	15 pg/l	U	LB<RL	blank target = 0.78pg/l
	BA1C-WO30-2210	15 pg/l	U	LB<RL	blank target = 0.71pg/l
	BA1C-WO5-2210	15 pg/l	U	LB<RL	blank target = 0.71pg/l
	BA1C-WO55-2210	15 pg/l	U	LB<RL	blank target = 0.71pg/l
	BA1DC-WO20-2210	15 pg/l	U	EB<RL	blank target = 0.73pg/l
	BA1DC-WO20-2210	15 pg/l	U	LB<RL	blank target = 0.92pg/l
	BA1DC-WO35-2210	15 pg/l	U	EB<RL	blank target = 0.73pg/l
	BA1DC-WO35-2210	15 pg/l	U	LB<RL	blank target = 0.92pg/l
	BA1DC-WO5-2210	15 pg/l	U	EB<RL	blank target = 0.73pg/l
	BA1DC-WO5-2210	15 pg/l	U	LB<RL	blank target = 0.92pg/l
	BA1DC-WO5-2210-FD	15 pg/l	U	EB<RL	blank target = 0.73pg/l
	BA1DC-WO5-2210-FD	15 pg/l	U	LB<RL	blank target = 0.92pg/l
	BA2B-WO145-2210	15 pg/l	U	LB<RL	blank target = 0.78pg/l
	BA2B-WO5-2210	15 pg/l	U	LB<RL	blank target = 0.78pg/l
	BA2B-WO75-2210	15 pg/l	U	LB<RL	blank target = 0.78pg/l
	BA2C-WO30-2210	15 pg/l	U	LB<RL	blank target = 0.71pg/l
	BA2C-WO5-2210	15 pg/l	U	LB<RL	blank target = 0.71pg/l

TABLE 3. Blank Contamination - Qualified Data

Method (Matrix) Analyte	Sample Identification	Result	Blank Contamination Qualifier*	Criteria	Comments
E1668 (Water)					
PCB-194	BA2C-WO55-2210	15 pg/l	U	LB<RL	blank target = 0.71pg/l
	BA2DC-WO20-2210	15 pg/l	U	EB<RL	blank target = 0.73pg/l
	BA2DC-WO20-2210	15 pg/l	U	LB<RL	blank target = 0.92pg/l
	BA2DC-WO35-2210	15 pg/l	U	EB<RL	blank target = 0.73pg/l
	BA2DC-WO35-2210	15 pg/l	U	LB<RL	blank target = 0.92pg/l
	BA2DC-WO5-2210	15 pg/l	U	EB<RL	blank target = 0.73pg/l
	BA2DC-WO5-2210	15 pg/l	U	LB<RL	blank target = 0.92pg/l
	BA3B-WO145-2210	15 pg/l	U	LB<RL	blank target = 0.713pg/l
	BA3B-WO5-2210	15 pg/l	U	LB<RL	blank target = 0.713pg/l
	BA3B-WO80-2210	15 pg/l	U	LB<RL	blank target = 0.713pg/l
	BA3C-WO30-2210	15 pg/l	U	LB<RL	blank target = 0.71pg/l
	BA3C-WO5-2210	15 pg/l	U	LB<RL	blank target = 0.71pg/l
	BA3C-WO55-2210	15 pg/l	U	LB<RL	blank target = 0.37pg/l
	BA3DC-WO20-2210	15 pg/l	U	EB<RL	blank target = 0.73pg/l
	BA3DC-WO20-2210	15 pg/l	U	LB<RL	blank target = 0.92pg/l
	BA3DC-WO35-2210	15 pg/l	U	EB<RL	blank target = 0.73pg/l
	BA3DC-WO35-2210	15 pg/l	U	LB<RL	blank target = 0.92pg/l
	BA3DC-WO5-2210	15 pg/l	U	EB<RL	blank target = 0.73pg/l
	BA3DC-WO5-2210	15 pg/l	U	LB<RL	blank target = 0.92pg/l
	BA4B-WO145-2210	15 pg/l	U	LB<RL	blank target = 0.65pg/l
	BA4B-WO5-2210	15 pg/l	U	LB<RL	blank target = 0.65pg/l
	BA4B-WO75-2210	15 pg/l	U	LB<RL	blank target = 0.65pg/l
	BA4C-WO30-2210	15 pg/l	U	LB<RL	blank target = 0.37pg/l
	BA4C-WO5-2210	15 pg/l	U	LB<RL	blank target = 0.37pg/l
	BA4C-WO55-2210	15 pg/l	U	LB<RL	blank target = 0.37pg/l
	BA4C-WO55-2210-FD	15 pg/l	U	LB<RL	blank target = 0.37pg/l
	BA4C-WO55-2210-FD2	15 pg/l	U	LB<RL	blank target = 0.37pg/l
	BA4DC-WO20-2210	15 pg/l	U	LB<RL	blank target = 0.34pg/l
	BA4DC-WO35-2210	15 pg/l	U	LB<RL	blank target = 0.34pg/l
	BA4DC-WO5-2210	15 pg/l	U	LB<RL	blank target = 0.34pg/l
	BA5B-WO145-2210	15 pg/l	U	LB<RL	blank target = 0.32pg/l
	BA5B-WO5-2210	15 pg/l	U	LB<RL	blank target = 0.713pg/l
	BA5B-WO75-2210	15 pg/l	U	LB<RL	blank target = 0.713pg/l

TABLE 3. Blank Contamination - Qualified Data

Method (Matrix) Analyte	Sample Identification	Result	Blank Contamination Qualifier*	Criteria	Comments
E1668 (Water)					
PCB-194	BA5C-WO30-2210	15 pg/l	U	LB<RL	blank target = 0.37pg/l
	BA5C-WO5-2210	15 pg/l	U	LB<RL	blank target = 0.37pg/l
	BA5C-WO55-2210	15 pg/l	U	LB<RL	blank target = 0.37pg/l
	BA5DC-WO20-2210	15 pg/l	U	LB<RL	blank target = 0.34pg/l
	BA5DC-WO35-2210	15 pg/l	U	LB<RL	blank target = 0.34pg/l
	BA5DC-WO35-2210-FD	15 pg/l	U	LB<RL	blank target = 0.34pg/l
	BA5DC-WO5-2210	15 pg/l	U	LB<RL	blank target = 0.34pg/l
	BA6BC-WO50-2210	15 pg/l	U	LB<RL	blank target = 0.37pg/l
	BA6BC-WO5-2210	17 pg/l	U	LB<RL	blank target = 0.37pg/l
	BA6BC-WO95-2210	15 pg/l	U	LB<RL	blank target = 0.37pg/l
	BA6B-WO145-2210	15 pg/l	U	EB<RL	blank target = 0.836pg/l
	BA6B-WO145-2210	15 pg/l	U	LB<RL	blank target = 0.713pg/l
	BA6B-WO5-2210	15 pg/l	U	EB<RL	blank target = 0.836pg/l
	BA6B-WO5-2210	15 pg/l	U	LB<RL	blank target = 0.713pg/l
	BA6B-WO75-2210	15 pg/l	U	EB<RL	blank target = 0.836pg/l
	BA6B-WO75-2210	15 pg/l	U	LB<RL	blank target = 0.713pg/l
	BA6C-WO30-2210	15 pg/l	U	LB<RL	blank target = 0.37pg/l
	BA6C-WO5-2210	15 pg/l	U	LB<RL	blank target = 0.37pg/l
	BA6C-WO55-2210	15 pg/l	U	LB<RL	blank target = 0.37pg/l
	BA6DC-WO20-2210	15 pg/l	U	LB<RL	blank target = 0.34pg/l
	BA6DC-WO35-2210	15 pg/l	U	LB<RL	blank target = 0.34pg/l
	BA6DC-WO5-2210	15 pg/l	U	LB<RL	blank target = 0.34pg/l
	BA7BC-WO50-2210	15 pg/l	U	LB<RL	blank target = 0.65pg/l
	BA7BC-WO5-2210	15 pg/l	U	LB<RL	blank target = 0.65pg/l
	BA7BC-WO95-2210	15 pg/l	U	LB<RL	blank target = 0.65pg/l
	BA7B-WO145-2210	15 pg/l	U	EB<RL	blank target = 0.836pg/l
	BA7B-WO145-2210	15 pg/l	U	LB<RL	blank target = 0.713pg/l
	BA7B-WO5-2210	15 pg/l	U	EB<RL	blank target = 0.836pg/l
	BA7B-WO5-2210	15 pg/l	U	LB<RL	blank target = 0.708pg/l
	BA7B-WO75-2210	15 pg/l	U	EB<RL	blank target = 0.836pg/l
	BA7B-WO75-2210	15 pg/l	U	LB<RL	blank target = 0.713pg/l
	BA7C-WO30-2210	15 pg/l	U	LB<RL	blank target = 0.32pg/l
	BA7C-WO5-2210	15 pg/l	U	LB<RL	blank target = 0.32pg/l

TABLE 3. Blank Contamination - Qualified Data

Method (Matrix) Analyte	Sample Identification	Result	Blank Contamination Qualifier*	Criteria	Comments
E1668 (Water)					
PCB-194	BA7C-WO55-2210	15 pg/l	U	LB<RL	blank target = 0.32pg/l
	BA7DC-WO20-2210	15 pg/l	U	LB<RL	blank target = 0.641pg/l
	BA7DC-WO35-2210	15 pg/l	U	LB<RL	blank target = 0.34pg/l
	BA7DC-WO35-2210-FD	15 pg/l	U	LB<RL	blank target = 0.34pg/l
	BA7DC-WO35-2210-FD2	15 pg/l	U	LB<RL	blank target = 0.34pg/l
	BA7DC-WO5-2210	15 pg/l	U	LB<RL	blank target = 0.641pg/l
	BA8BC-WO50-2210	15 pg/l	U	LB<RL	blank target = 0.65pg/l
	BA8BC-WO5-2210	15 pg/l	U	LB<RL	blank target = 0.65pg/l
	BA8BC-WO95-2210	15 pg/l	U	LB<RL	blank target = 0.65pg/l
	BA8B-WO145-2210	15 pg/l	U	LB<RL	blank target = 0.65pg/l
	BA8B-WO5-2210	15 pg/l	U	LB<RL	blank target = 0.65pg/l
	BA8B-WO75-2210	15 pg/l	U	LB<RL	blank target = 0.65pg/l
	BA8C-WO30-2210	15 pg/l	U	LB<RL	blank target = 0.32pg/l
	BA8C-WO5-2210	15 pg/l	U	LB<RL	blank target = 0.32pg/l
	BA8C-WO55-2210	15 pg/l	U	LB<RL	blank target = 0.32pg/l
	BA8C-WO55-2210-FD	15 pg/l	U	LB<RL	blank target = 0.32pg/l
	BA8DC-WO20-2210	15 pg/l	U	LB<RL	blank target = 0.66pg/l
	BA8DC-WO35-2210	15 pg/l	U	LB<RL	blank target = 0.66pg/l
	BA8DC-WO5-2210	15 pg/l	U	LB<RL	blank target = 0.66pg/l
	BA9BC-WO50-2210	15 pg/l	U	EB<RL	blank target = 0.836pg/l
	BA9BC-WO50-2210	15 pg/l	U	LB<RL	blank target = 0.708pg/l
	BA9BC-WO5-2210	15 pg/l	U	EB<RL	blank target = 0.836pg/l
	BA9BC-WO5-2210	15 pg/l	U	LB<RL	blank target = 0.708pg/l
	BA9BC-WO95-2210	15 pg/l	U	EB<RL	blank target = 0.836pg/l
	BA9BC-WO95-2210	15 pg/l	U	LB<RL	blank target = 0.708pg/l
	BA9B-WO5-2210	15 pg/l	U	EB<RL	blank target = 0.836pg/l
	BA9B-WO5-2210	15 pg/l	U	LB<RL	blank target = 0.708pg/l
	BA9B-WO75-2210	15 pg/l	U	EB<RL	blank target = 0.836pg/l
	BA9B-WO75-2210	15 pg/l	U	LB<RL	blank target = 0.708pg/l
	BA9C-WO30-2210	15 pg/l	U	EB<RL	blank target = 0.836pg/l
	BA9C-WO30-2210	15 pg/l	U	LB<RL	blank target = 0.708pg/l
	BA9C-WO5-2210	15 pg/l	U	EB<RL	blank target = 0.836pg/l
	BA9C-WO5-2210	15 pg/l	U	LB<RL	blank target = 0.708pg/l

TABLE 3. Blank Contamination - Qualified Data

Method (Matrix) Analyte	Sample Identification	Result	Blank Contamination Qualifier*	Criteria	Comments
E1668 (Water)					
PCB-194	BA9C-WO55-2210	15 pg/l	U	EB<RL	blank target = 0.836pg/l
	BA9C-WO55-2210	15 pg/l	U	LB<RL	blank target = 0.708pg/l
	BA9DC-WO20-2210	15 pg/l	U	LB<RL	blank target = 0.66pg/l
	BA9DC-WO35-2210	15 pg/l	U	LB<RL	blank target = 0.66pg/l
	BA9DC-WO35-2210-FD	15 pg/l	U	LB<RL	blank target = 0.66pg/l
	BA9DC-WO5-2210	15 pg/l	U	LB<RL	blank target = 0.66pg/l
	T11-WO30-2210	15 pg/l	U	EB<RL	blank target = 0.85pg/l
	T11-WO30-2210	15 pg/l	U	LB<RL	blank target = 0.32pg/l
	T11-WO5-2210	15 pg/l	U	EB<RL	blank target = 0.85pg/l
	T11-WO5-2210	15 pg/l	U	LB<RL	blank target = 0.32pg/l
	W1-WO30-2210	15 pg/l	U	EB<RL	blank target = 0.73pg/l
	W1-WO30-2210	15 pg/l	U	LB<RL	blank target = 0.92pg/l
	W1-WO5-2210	15 pg/l	U	EB<RL	blank target = 0.73pg/l
	W1-WO5-2210	15 pg/l	U	LB<RL	blank target = 0.92pg/l
	W1-WO55-2210	15 pg/l	U	EB<RL	blank target = 0.73pg/l
	W1-WO55-2210	15 pg/l	U	LB<RL	blank target = 0.92pg/l
	W2-WO100-2210	15 pg/l	U	EB<RL	blank target = 0.73pg/l
	W2-WO100-2210	15 pg/l	U	LB<RL	blank target = 0.92pg/l
	W2-WO195-2210	15 pg/l	U	EB<RL	blank target = 0.73pg/l
	W2-WO195-2210	15 pg/l	U	LB<RL	blank target = 0.92pg/l
	W2-WO5-2210	15 pg/l	U	EB<RL	blank target = 0.73pg/l
	W2-WO5-2210	15 pg/l	U	LB<RL	blank target = 0.92pg/l
	W3-WO100-2210	15 pg/l	U	LB<RL	blank target = 0.65pg/l
	W3-WO195-2210	15 pg/l	U	LB<RL	blank target = 0.65pg/l
	W3-WO5-2210	15 pg/l	U	LB<RL	blank target = 0.65pg/l
	W4-WO100-2210	15 pg/l	U	LB<RL	blank target = 0.65pg/l
	W4-WO195-2210	15 pg/l	U	LB<RL	blank target = 0.65pg/l
	W4-WO5-2210	15 pg/l	U	LB<RL	blank target = 0.65pg/l
	W5-WO30-2210	7.5 pg/l	U	LB<RL	blank target = 0.641pg/l
	W5-WO5-2210	7.5 pg/l	U	LB<RL	blank target = 0.641pg/l
	W5-WO55-2210	7.5 pg/l	U	LB<RL	blank target = 0.641pg/l
	W5-WO55-2210-FD	7.5 pg/l	U	LB<RL	blank target = 0.641pg/l
PCB-20/28	BA10B-WO145-2210	15 pg/l	U	LB>RL	blank target = 80pg/l

TABLE 3. Blank Contamination - Qualified Data

Method (Matrix) Analyte	Sample Identification	Result	Blank Contamination Qualifier*	Criteria	Comments
E1668 (Water)					
PCB-20/28	BA10B-WO5-2210	15 pg/l	U	LB>RL	blank target = 80pg/l
	BA10B-WO75-2210	15 pg/l	U	LB>RL	blank target = 80pg/l
	BA10C-WO30-2210	15 pg/l	U	LB>RL	blank target = 80pg/l
	BA10C-WO5-2210	15 pg/l	U	LB>RL	blank target = 80pg/l
	BA10C-WO55-2210	15 pg/l	U	LB>RL	blank target = 80pg/l
	BA10DC-WO20-2210	15 pg/l	U	LB>RL	blank target = 80pg/l
	BA10DC-WO35-2210	15 pg/l	U	LB<RL	blank target = 3.8pg/l
	BA10DC-WO5-2210	15 pg/l	U	LB>RL	blank target = 80pg/l
	BA1B-WO145-2210	15 pg/l	U	LB<RL	blank target = 5.36pg/l
	BA1B-WO5-2210	15 pg/l	U	LB<RL	blank target = 5.36pg/l
	BA1B-WO75-2210	15 pg/l	U	LB<RL	blank target = 5.36pg/l
	BA1C-WO30-2210	15 pg/l	U	LB<RL	blank target = 4.79pg/l
	BA1C-WO5-2210	15 pg/l	U	LB<RL	blank target = 4.79pg/l
	BA1C-WO55-2210	15 pg/l	U	LB<RL	blank target = 4.79pg/l
	BA1DC-WO20-2210	15 pg/l	U	LB>RL	blank target = 16pg/l
	BA1DC-WO35-2210	15 pg/l	U	LB>RL	blank target = 16pg/l
	BA1DC-WO5-2210	21.3 pg/l	U	LB>RL	blank target = 16pg/l
	BA1DC-WO5-2210-FD	18 pg/l	U	LB>RL	blank target = 16pg/l
	BA2B-WO145-2210	15 pg/l	U	LB<RL	blank target = 5.36pg/l
	BA2B-WO5-2210	15 pg/l	U	LB<RL	blank target = 5.36pg/l
	BA2B-WO75-2210	15 pg/l	U	LB<RL	blank target = 5.36pg/l
	BA2C-WO30-2210	15 pg/l	U	LB<RL	blank target = 4.79pg/l
	BA2C-WO5-2210	15 pg/l	U	LB<RL	blank target = 4.79pg/l
	BA2C-WO55-2210	15 pg/l	U	LB<RL	blank target = 4.79pg/l
	BA2DC-WO20-2210	17.4 pg/l	U	LB>RL	blank target = 16pg/l
	BA2DC-WO35-2210	27.3 pg/l	U	LB>RL	blank target = 16pg/l
	BA2DC-WO5-2210	16.2 pg/l	U	LB>RL	blank target = 16pg/l
	BA3B-WO145-2210	15 pg/l	U	LB<RL	blank target = 7.7pg/l
	BA3B-WO5-2210	15 pg/l	U	LB<RL	blank target = 7.7pg/l
	BA3B-WO80-2210	15 pg/l	U	LB<RL	blank target = 7.7pg/l
	BA3C-WO30-2210	15 pg/l	U	LB<RL	blank target = 4.79pg/l
	BA3C-WO5-2210	15 pg/l	U	LB<RL	blank target = 4.79pg/l
	BA3C-WO55-2210	15 pg/l	U	LB<RL	blank target = 5.82pg/l

TABLE 3. Blank Contamination - Qualified Data

Method (Matrix) Analyte	Sample Identification	Result	Blank Contamination Qualifier*	Criteria	Comments
E1668 (Water)					
PCB-20/28	BA3DC-WO20-2210	19.2 pg/l	U	LB>RL	blank target = 16pg/l
	BA3DC-WO35-2210	23.5 pg/l	U	LB>RL	blank target = 16pg/l
	BA3DC-WO5-2210	17.4 pg/l	U	LB>RL	blank target = 16pg/l
	BA4B-WO145-2210	15 pg/l	U	LB<RL	blank target = 4pg/l
	BA4B-WO5-2210	15 pg/l	U	LB<RL	blank target = 4pg/l
	BA4B-WO75-2210	15 pg/l	U	LB<RL	blank target = 4pg/l
	BA4C-WO30-2210	15 pg/l	U	LB<RL	blank target = 5.82pg/l
	BA4C-WO5-2210	15 pg/l	U	LB<RL	blank target = 5.82pg/l
	BA4C-WO55-2210	15 pg/l	U	LB<RL	blank target = 5.82pg/l
	BA4C-WO55-2210-FD	15 pg/l	U	LB<RL	blank target = 5.82pg/l
	BA4C-WO55-2210-FD2	15 pg/l	U	LB<RL	blank target = 5.82pg/l
	BA4DC-WO20-2210	27.7 pg/l	U	LB>RL	blank target = 21.5pg/l
	BA4DC-WO35-2210	26.9 pg/l	U	LB>RL	blank target = 21.5pg/l
	BA4DC-WO5-2210	30.2 pg/l	U	LB>RL	blank target = 21.5pg/l
	BA5B-WO145-2210	15 pg/l	U	LB<RL	blank target = 3.8pg/l
	BA5B-WO5-2210	15 pg/l	U	LB<RL	blank target = 7.7pg/l
	BA5B-WO75-2210	15 pg/l	U	LB<RL	blank target = 7.7pg/l
	BA5C-WO30-2210	15 pg/l	U	LB<RL	blank target = 5.82pg/l
	BA5C-WO5-2210	15 pg/l	U	LB<RL	blank target = 5.82pg/l
	BA5C-WO55-2210	15 pg/l	U	LB<RL	blank target = 5.82pg/l
	BA5DC-WO20-2210	24.4 pg/l	U	LB>RL	blank target = 21.5pg/l
	BA5DC-WO35-2210	26.6 pg/l	U	LB>RL	blank target = 21.5pg/l
	BA5DC-WO35-2210-FD	34.7 pg/l	U	LB>RL	blank target = 21.5pg/l
	BA5DC-WO5-2210	20 pg/l	U	LB>RL	blank target = 21.5pg/l
	BA6BC-WO50-2210	15 pg/l	U	LB<RL	blank target = 5.82pg/l
	BA6BC-WO5-2210	17 pg/l	U	LB<RL	blank target = 5.82pg/l
	BA6BC-WO95-2210	15 pg/l	U	LB<RL	blank target = 5.82pg/l
	BA6B-WO145-2210	15 pg/l	U	EB<RL	blank target = 4.4pg/l
	BA6B-WO145-2210	15 pg/l	U	LB<RL	blank target = 7.7pg/l
	BA6B-WO5-2210	15 pg/l	U	EB<RL	blank target = 4.4pg/l
	BA6B-WO5-2210	15 pg/l	U	LB<RL	blank target = 7.7pg/l
	BA6B-WO75-2210	15 pg/l	U	EB<RL	blank target = 4.4pg/l
	BA6B-WO75-2210	15 pg/l	U	LB<RL	blank target = 7.7pg/l

TABLE 3. Blank Contamination - Qualified Data

Method (Matrix) Analyte	Sample Identification	Result	Blank Contamination Qualifier*	Criteria	Comments
E1668 (Water)					
PCB-20/28	BA6C-WO30-2210	15 pg/l	U	LB<RL	blank target = 5.82pg/l
	BA6C-WO5-2210	15 pg/l	U	LB<RL	blank target = 5.82pg/l
	BA6C-WO55-2210	15 pg/l	U	LB<RL	blank target = 5.82pg/l
	BA6DC-WO20-2210	20.4 pg/l	U	LB>RL	blank target = 21.5pg/l
	BA6DC-WO35-2210	29 pg/l	U	LB>RL	blank target = 21.5pg/l
	BA6DC-WO5-2210	15.8 pg/l	U	LB>RL	blank target = 21.5pg/l
	BA7BC-WO50-2210	15 pg/l	U	LB<RL	blank target = 4pg/l
	BA7BC-WO5-2210	15 pg/l	U	LB<RL	blank target = 4pg/l
	BA7BC-WO95-2210	15 pg/l	U	LB<RL	blank target = 4pg/l
	BA7B-WO145-2210	15 pg/l	U	EB<RL	blank target = 4.4pg/l
	BA7B-WO145-2210	15 pg/l	U	LB<RL	blank target = 7.7pg/l
	BA7B-WO5-2210	15 pg/l	U	EB<RL	blank target = 4.4pg/l
	BA7B-WO5-2210	15 pg/l	U	LB<RL	blank target = 2.7pg/l
	BA7B-WO75-2210	15 pg/l	U	EB<RL	blank target = 4.4pg/l
	BA7B-WO75-2210	15 pg/l	U	LB<RL	blank target = 7.7pg/l
	BA7C-WO30-2210	15 pg/l	U	LB<RL	blank target = 3.8pg/l
	BA7C-WO5-2210	15 pg/l	U	LB<RL	blank target = 3.8pg/l
	BA7C-WO55-2210	15 pg/l	U	LB<RL	blank target = 3.8pg/l
	BA7DC-WO20-2210	15 pg/l	U	LB<RL	blank target = 6.21pg/l
	BA7DC-WO35-2210	38.9 pg/l	U	LB>RL	blank target = 21.5pg/l
	BA7DC-WO35-2210-FD	25.4 pg/l	U	LB>RL	blank target = 21.5pg/l
	BA7DC-WO35-2210-FD2	26.1 pg/l	U	LB>RL	blank target = 21.5pg/l
	BA7DC-WO5-2210	15 pg/l	U	LB<RL	blank target = 6.21pg/l
	BA8BC-WO50-2210	15 pg/l	U	LB<RL	blank target = 4pg/l
	BA8BC-WO5-2210	15 pg/l	U	LB<RL	blank target = 4pg/l
	BA8BC-WO95-2210	15 pg/l	U	LB<RL	blank target = 4pg/l
	BA8B-WO145-2210	15 pg/l	U	LB<RL	blank target = 4pg/l
	BA8B-WO5-2210	15 pg/l	U	LB<RL	blank target = 4pg/l
	BA8B-WO75-2210	15 pg/l	U	LB<RL	blank target = 4pg/l
	BA8C-WO30-2210	15 pg/l	U	LB<RL	blank target = 3.8pg/l
	BA8C-WO5-2210	15 pg/l	U	LB<RL	blank target = 3.8pg/l
	BA8C-WO55-2210	15 pg/l	U	LB<RL	blank target = 3.8pg/l
	BA8C-WO55-2210-FD	15 pg/l	U	LB<RL	blank target = 3.8pg/l

TABLE 3. Blank Contamination - Qualified Data

Method (Matrix) Analyte	Sample Identification	Result	Blank Contamination Qualifier*	Criteria	Comments
E1668 (Water)					
PCB-20/28	BA8C-WO55-2210-FD2	15 pg/l	U	LB<RL	blank target = 3.8pg/l
	BA8DC-WO20-2210	15 pg/l	U	LB>RL	blank target = 80pg/l
	BA8DC-WO35-2210	15 pg/l	U	LB>RL	blank target = 80pg/l
	BA8DC-WO5-2210	15 pg/l	U	LB>RL	blank target = 80pg/l
	BA9BC-WO50-2210	15 pg/l	U	EB<RL	blank target = 4.4pg/l
	BA9BC-WO50-2210	15 pg/l	U	LB<RL	blank target = 2.7pg/l
	BA9BC-WO5-2210	15 pg/l	U	EB<RL	blank target = 4.4pg/l
	BA9BC-WO5-2210	15 pg/l	U	LB<RL	blank target = 2.7pg/l
	BA9BC-WO95-2210	15 pg/l	U	EB<RL	blank target = 4.4pg/l
	BA9BC-WO95-2210	15 pg/l	U	LB<RL	blank target = 2.7pg/l
	BA9B-WO5-2210	15 pg/l	U	EB<RL	blank target = 4.4pg/l
	BA9B-WO5-2210	15 pg/l	U	LB<RL	blank target = 2.7pg/l
	BA9B-WO75-2210	15 pg/l	U	EB<RL	blank target = 4.4pg/l
	BA9B-WO75-2210	15 pg/l	U	LB<RL	blank target = 2.7pg/l
	BA9C-WO30-2210	15 pg/l	U	EB<RL	blank target = 4.4pg/l
	BA9C-WO30-2210	15 pg/l	U	LB<RL	blank target = 2.7pg/l
	BA9C-WO5-2210	15 pg/l	U	EB<RL	blank target = 4.4pg/l
	BA9C-WO5-2210	15 pg/l	U	LB<RL	blank target = 2.7pg/l
	BA9C-WO55-2210	15 pg/l	U	EB<RL	blank target = 4.4pg/l
	BA9C-WO55-2210	15 pg/l	U	LB<RL	blank target = 2.7pg/l
	BA9DC-WO20-2210	15 pg/l	U	LB>RL	blank target = 80pg/l
	BA9DC-WO35-2210	15 pg/l	U	LB>RL	blank target = 80pg/l
	BA9DC-WO35-2210-FD	15 pg/l	U	LB>RL	blank target = 80pg/l
	BA9DC-WO5-2210	15 pg/l	U	LB>RL	blank target = 80pg/l
	T11-WO30-2210	15 pg/l	U	EB<RL	blank target = 6.12pg/l
	T11-WO30-2210	15 pg/l	U	LB<RL	blank target = 3.8pg/l
	W1-WO30-2210	15 pg/l	U	LB>RL	blank target = 16pg/l
	W1-WO5-2210	15 pg/l	U	LB>RL	blank target = 16pg/l
	W1-WO55-2210	15 pg/l	U	LB>RL	blank target = 16pg/l
	W2-WO100-2210	15 pg/l	U	LB>RL	blank target = 16pg/l
	W2-WO195-2210	15 pg/l	U	LB>RL	blank target = 16pg/l
	W2-WO5-2210	15 pg/l	U	LB>RL	blank target = 16pg/l
	W3-WO100-2210	15 pg/l	U	LB<RL	blank target = 4pg/l

TABLE 3. Blank Contamination - Qualified Data

Method (Matrix) Analyte	Sample Identification	Result	Blank Contamination Qualifier*	Criteria	Comments
E1668 (Water)					
PCB-20/28	W3-WO195-2210	15 pg/l	U	LB<RL	blank target = 4pg/l
	W3-WO5-2210	15 pg/l	U	LB<RL	blank target = 4pg/l
	W4-WO100-2210	15 pg/l	U	LB<RL	blank target = 4pg/l
	W4-WO195-2210	15 pg/l	U	LB<RL	blank target = 4pg/l
	W4-WO5-2210	15 pg/l	U	LB<RL	blank target = 4pg/l
	W5-WO30-2210	7.5 pg/l	U	LB<RL	blank target = 6.21pg/l
	W5-WO5-2210	7.5 pg/l	U	LB<RL	blank target = 6.21pg/l
	W5-WO55-2210	7.5 pg/l	U	LB<RL	blank target = 6.21pg/l
	W5-WO55-2210-FD	7.5 pg/l	U	LB<RL	blank target = 6.21pg/l
PCB-203	BA4B-WO145-2210	15 pg/l	U	LB<RL	blank target = 0.152pg/l
	BA7BC-WO5-2210	15 pg/l	U	LB<RL	blank target = 0.152pg/l
	BA8BC-WO5-2210	15 pg/l	U	LB<RL	blank target = 0.152pg/l
	BA8B-WO5-2210	15 pg/l	U	LB<RL	blank target = 0.152pg/l
	BA8B-WO75-2210	15 pg/l	U	LB<RL	blank target = 0.152pg/l
	BA9C-WO55-2210	15 pg/l	U	LB<RL	blank target = 0.083pg/l
	W3-WO100-2210	15 pg/l	U	LB<RL	blank target = 0.152pg/l
	W4-WO195-2210	15 pg/l	U	LB<RL	blank target = 0.152pg/l
PCB-31	BA10B-WO145-2210	15 pg/l	U	LB<RL	blank target = 9.94pg/l
	BA10B-WO5-2210	15 pg/l	U	LB<RL	blank target = 9.94pg/l
	BA10B-WO75-2210	15 pg/l	U	LB<RL	blank target = 9.94pg/l
	BA10C-WO30-2210	15 pg/l	U	LB<RL	blank target = 9.94pg/l
	BA10C-WO5-2210	15 pg/l	U	LB<RL	blank target = 9.94pg/l
	BA10C-WO55-2210	15 pg/l	U	LB<RL	blank target = 9.94pg/l
	BA10DC-WO20-2210	15 pg/l	U	LB<RL	blank target = 9.94pg/l
	BA10DC-WO35-2210	15 pg/l	U	LB<RL	blank target = 4pg/l
	BA10DC-WO5-2210	15 pg/l	U	LB<RL	blank target = 9.94pg/l
	BA1B-WO145-2210	15 pg/l	U	LB<RL	blank target = 4.29pg/l
	BA1B-WO5-2210	15 pg/l	U	LB<RL	blank target = 4.29pg/l
	BA1B-WO75-2210	15 pg/l	U	LB<RL	blank target = 4.29pg/l
	BA1C-WO30-2210	15 pg/l	U	LB<RL	blank target = 2.4pg/l
	BA1C-WO5-2210	15 pg/l	U	LB<RL	blank target = 2.4pg/l
	BA1C-WO55-2210	15 pg/l	U	LB<RL	blank target = 2.4pg/l
	BA1DC-WO20-2210	15 pg/l	U	EB<RL	blank target = 6.03pg/l

TABLE 3. Blank Contamination - Qualified Data

Method (Matrix) Analyte	Sample Identification	Result	Blank Contamination Qualifier*	Criteria	Comments
E1668 (Water)					
PCB-31	BA1DC-WO20-2210	15 pg/l	U	LB<RL	blank target = 2.7pg/l
	BA1DC-WO35-2210	15 pg/l	U	EB<RL	blank target = 6.03pg/l
	BA1DC-WO35-2210	15 pg/l	U	LB<RL	blank target = 2.7pg/l
	BA1DC-WO5-2210	15 pg/l	U	EB<RL	blank target = 6.03pg/l
	BA1DC-WO5-2210	15 pg/l	U	LB<RL	blank target = 2.7pg/l
	BA1DC-WO5-2210-FD	15 pg/l	U	EB<RL	blank target = 6.03pg/l
	BA1DC-WO5-2210-FD	15 pg/l	U	LB<RL	blank target = 2.7pg/l
	BA2B-WO145-2210	15 pg/l	U	LB<RL	blank target = 4.29pg/l
	BA2B-WO5-2210	15 pg/l	U	LB<RL	blank target = 4.29pg/l
	BA2B-WO75-2210	15 pg/l	U	LB<RL	blank target = 4.29pg/l
	BA2C-WO30-2210	15 pg/l	U	LB<RL	blank target = 2.4pg/l
	BA2C-WO5-2210	15 pg/l	U	LB<RL	blank target = 2.4pg/l
	BA2C-WO55-2210	15 pg/l	U	LB<RL	blank target = 2.4pg/l
	BA2DC-WO20-2210	15 pg/l	U	EB<RL	blank target = 6.03pg/l
	BA2DC-WO20-2210	15 pg/l	U	LB<RL	blank target = 2.7pg/l
	BA2DC-WO35-2210	15 pg/l	U	EB<RL	blank target = 6.03pg/l
	BA2DC-WO35-2210	15 pg/l	U	LB<RL	blank target = 2.7pg/l
	BA2DC-WO5-2210	15 pg/l	U	EB<RL	blank target = 6.03pg/l
	BA2DC-WO5-2210	15 pg/l	U	LB<RL	blank target = 2.7pg/l
	BA3B-WO145-2210	15 pg/l	U	LB<RL	blank target = 6.34pg/l
	BA3B-WO5-2210	15 pg/l	U	LB<RL	blank target = 6.34pg/l
	BA3B-WO80-2210	15 pg/l	U	LB<RL	blank target = 6.34pg/l
	BA3C-WO30-2210	15 pg/l	U	LB<RL	blank target = 2.4pg/l
	BA3C-WO5-2210	15 pg/l	U	LB<RL	blank target = 2.4pg/l
	BA3C-WO55-2210	15 pg/l	U	LB<RL	blank target = 2.83pg/l
	BA3DC-WO20-2210	15 pg/l	U	EB<RL	blank target = 6.03pg/l
	BA3DC-WO20-2210	15 pg/l	U	LB<RL	blank target = 2.7pg/l
	BA3DC-WO35-2210	15 pg/l	U	EB<RL	blank target = 6.03pg/l
	BA3DC-WO35-2210	15 pg/l	U	LB<RL	blank target = 2.7pg/l
	BA3DC-WO5-2210	15 pg/l	U	EB<RL	blank target = 6.03pg/l
	BA3DC-WO5-2210	15 pg/l	U	LB<RL	blank target = 2.7pg/l
	BA4B-WO145-2210	15 pg/l	U	LB<RL	blank target = 3.11pg/l
	BA4B-WO5-2210	15 pg/l	U	LB<RL	blank target = 3.11pg/l

TABLE 3. Blank Contamination - Qualified Data

Method (Matrix) Analyte	Sample Identification	Result	Blank Contamination Qualifier*	Criteria	Comments
E1668 (Water)					
PCB-31	BA4B-WO75-2210	15 pg/l	U	LB<RL	blank target = 3.11pg/l
	BA4C-WO30-2210	15 pg/l	U	LB<RL	blank target = 2.83pg/l
	BA4C-WO5-2210	15 pg/l	U	LB<RL	blank target = 2.83pg/l
	BA4C-WO55-2210	15 pg/l	U	LB<RL	blank target = 2.83pg/l
	BA4C-WO55-2210-FD	15 pg/l	U	LB<RL	blank target = 2.83pg/l
	BA4C-WO55-2210-FD2	15 pg/l	U	LB<RL	blank target = 2.83pg/l
	BA4DC-WO20-2210	15 pg/l	U	LB<RL	blank target = 6.3pg/l
	BA4DC-WO35-2210	15 pg/l	U	LB<RL	blank target = 6.3pg/l
	BA4DC-WO5-2210	15 pg/l	U	LB<RL	blank target = 6.3pg/l
	BA5B-WO145-2210	15 pg/l	U	LB<RL	blank target = 4pg/l
	BA5B-WO5-2210	15 pg/l	U	LB<RL	blank target = 6.34pg/l
	BA5B-WO75-2210	15 pg/l	U	LB<RL	blank target = 6.34pg/l
	BA5C-WO30-2210	15 pg/l	U	LB<RL	blank target = 2.83pg/l
	BA5C-WO5-2210	15 pg/l	U	LB<RL	blank target = 2.83pg/l
	BA5C-WO55-2210	15 pg/l	U	LB<RL	blank target = 2.83pg/l
	BA5DC-WO20-2210	15 pg/l	U	LB<RL	blank target = 6.3pg/l
	BA5DC-WO35-2210	15 pg/l	U	LB<RL	blank target = 6.3pg/l
	BA5DC-WO35-2210-FD	15 pg/l	U	LB<RL	blank target = 6.3pg/l
	BA5DC-WO5-2210	15 pg/l	U	LB<RL	blank target = 6.3pg/l
	BA6BC-WO50-2210	15 pg/l	U	LB<RL	blank target = 2.83pg/l
	BA6BC-WO5-2210	17 pg/l	U	LB<RL	blank target = 2.83pg/l
	BA6BC-WO95-2210	15 pg/l	U	LB<RL	blank target = 2.83pg/l
	BA6B-WO145-2210	15 pg/l	U	EB<RL	blank target = 3.82pg/l
	BA6B-WO145-2210	15 pg/l	U	LB<RL	blank target = 6.34pg/l
	BA6B-WO5-2210	15 pg/l	U	EB<RL	blank target = 3.82pg/l
	BA6B-WO5-2210	15 pg/l	U	LB<RL	blank target = 6.34pg/l
	BA6B-WO75-2210	15 pg/l	U	EB<RL	blank target = 3.82pg/l
	BA6B-WO75-2210	15 pg/l	U	LB<RL	blank target = 6.34pg/l
	BA6C-WO30-2210	15 pg/l	U	LB<RL	blank target = 2.83pg/l
	BA6C-WO5-2210	15 pg/l	U	LB<RL	blank target = 2.83pg/l
	BA6C-WO55-2210	15 pg/l	U	LB<RL	blank target = 2.83pg/l
	BA6DC-WO20-2210	15 pg/l	U	LB<RL	blank target = 6.3pg/l
	BA6DC-WO35-2210	15 pg/l	U	LB<RL	blank target = 6.3pg/l

TABLE 3. Blank Contamination - Qualified Data

Method (Matrix) Analyte	Sample Identification	Result	Blank Contamination Qualifier*	Criteria	Comments
E1668 (Water)					
PCB-31	BA6DC-WO5-2210	15 pg/l	U	LB<RL	blank target = 6.3pg/l
	BA7BC-WO50-2210	15 pg/l	U	LB<RL	blank target = 3.11pg/l
	BA7BC-WO5-2210	15 pg/l	U	LB<RL	blank target = 3.11pg/l
	BA7BC-WO95-2210	15 pg/l	U	LB<RL	blank target = 3.11pg/l
	BA7B-WO145-2210	15 pg/l	U	EB<RL	blank target = 3.82pg/l
	BA7B-WO145-2210	15 pg/l	U	LB<RL	blank target = 6.34pg/l
	BA7B-WO5-2210	15 pg/l	U	EB<RL	blank target = 3.82pg/l
	BA7B-WO5-2210	15 pg/l	U	LB<RL	blank target = 2.09pg/l
	BA7B-WO75-2210	15 pg/l	U	EB<RL	blank target = 3.82pg/l
	BA7B-WO75-2210	15 pg/l	U	LB<RL	blank target = 6.34pg/l
	BA7C-WO30-2210	15 pg/l	U	LB<RL	blank target = 4pg/l
	BA7C-WO5-2210	15 pg/l	U	LB<RL	blank target = 4pg/l
	BA7C-WO55-2210	15 pg/l	U	LB<RL	blank target = 4pg/l
	BA7DC-WO20-2210	15 pg/l	U	LB<RL	blank target = 4.2pg/l
	BA7DC-WO35-2210	15 pg/l	U	LB<RL	blank target = 6.3pg/l
	BA7DC-WO35-2210-FD	15 pg/l	U	LB<RL	blank target = 6.3pg/l
	BA7DC-WO35-2210-FD2	15 pg/l	U	LB<RL	blank target = 6.3pg/l
	BA7DC-WO5-2210	15 pg/l	U	LB<RL	blank target = 4.2pg/l
	BA8BC-WO50-2210	15 pg/l	U	LB<RL	blank target = 3.11pg/l
	BA8BC-WO5-2210	15 pg/l	U	LB<RL	blank target = 3.11pg/l
	BA8BC-WO95-2210	15 pg/l	U	LB<RL	blank target = 3.11pg/l
	BA8B-WO145-2210	15 pg/l	U	LB<RL	blank target = 3.11pg/l
	BA8B-WO5-2210	15 pg/l	U	LB<RL	blank target = 3.11pg/l
	BA8B-WO75-2210	15 pg/l	U	LB<RL	blank target = 3.11pg/l
	BA8C-WO30-2210	15 pg/l	U	LB<RL	blank target = 4pg/l
	BA8C-WO5-2210	15 pg/l	U	LB<RL	blank target = 4pg/l
	BA8C-WO55-2210	15 pg/l	U	LB<RL	blank target = 4pg/l
	BA8C-WO55-2210-FD	15 pg/l	U	LB<RL	blank target = 4pg/l
	BA8DC-WO20-2210	15 pg/l	U	LB<RL	blank target = 9.94pg/l
	BA8DC-WO35-2210	15 pg/l	U	LB<RL	blank target = 9.94pg/l
	BA8DC-WO5-2210	15 pg/l	U	LB<RL	blank target = 9.94pg/l
	BA9BC-WO50-2210	15 pg/l	U	EB<RL	blank target = 3.82pg/l
	BA9BC-WO50-2210	15 pg/l	U	LB<RL	blank target = 2.09pg/l

TABLE 3. Blank Contamination - Qualified Data

Method (Matrix) Analyte	Sample Identification	Result	Blank Contamination Qualifier*	Criteria	Comments
E1668 (Water)					
PCB-31	BA9BC-WO5-2210	15 pg/l	U	EB<RL	blank target = 3.82pg/l
	BA9BC-WO5-2210	15 pg/l	U	LB<RL	blank target = 2.09pg/l
	BA9BC-WO95-2210	15 pg/l	U	EB<RL	blank target = 3.82pg/l
	BA9BC-WO95-2210	15 pg/l	U	LB<RL	blank target = 2.09pg/l
	BA9B-WO5-2210	15 pg/l	U	EB<RL	blank target = 3.82pg/l
	BA9B-WO5-2210	15 pg/l	U	LB<RL	blank target = 2.09pg/l
	BA9B-WO75-2210	15 pg/l	U	EB<RL	blank target = 3.82pg/l
	BA9B-WO75-2210	15 pg/l	U	LB<RL	blank target = 2.09pg/l
	BA9C-WO30-2210	15 pg/l	U	EB<RL	blank target = 3.82pg/l
	BA9C-WO30-2210	15 pg/l	U	LB<RL	blank target = 2.09pg/l
	BA9C-WO5-2210	15 pg/l	U	EB<RL	blank target = 3.82pg/l
	BA9C-WO5-2210	15 pg/l	U	LB<RL	blank target = 2.09pg/l
	BA9C-WO55-2210	15 pg/l	U	EB<RL	blank target = 3.82pg/l
	BA9C-WO55-2210	15 pg/l	U	LB<RL	blank target = 2.09pg/l
	BA9DC-WO20-2210	15 pg/l	U	LB<RL	blank target = 9.94pg/l
	BA9DC-WO35-2210	15 pg/l	U	LB<RL	blank target = 9.94pg/l
	BA9DC-WO35-2210-FD	15 pg/l	U	LB<RL	blank target = 9.94pg/l
	BA9DC-WO5-2210	15 pg/l	U	LB<RL	blank target = 9.94pg/l
	T11-WO30-2210	15 pg/l	U	EB<RL	blank target = 4.2pg/l
	T11-WO30-2210	15 pg/l	U	LB<RL	blank target = 4pg/l
	T11-WO5-2210	15 pg/l	U	EB<RL	blank target = 4.2pg/l
	T11-WO5-2210	15 pg/l	U	LB<RL	blank target = 4pg/l
	W1-WO30-2210	15 pg/l	U	EB<RL	blank target = 6.03pg/l
	W1-WO30-2210	15 pg/l	U	LB<RL	blank target = 2.7pg/l
	W1-WO55-2210	15 pg/l	U	EB<RL	blank target = 6.03pg/l
	W1-WO55-2210	15 pg/l	U	LB<RL	blank target = 2.7pg/l
	W2-WO100-2210	15 pg/l	U	EB<RL	blank target = 6.03pg/l
	W2-WO100-2210	15 pg/l	U	LB<RL	blank target = 2.7pg/l
	W2-WO195-2210	15 pg/l	U	EB<RL	blank target = 6.03pg/l
	W2-WO195-2210	15 pg/l	U	LB<RL	blank target = 2.7pg/l
	W2-WO5-2210	15 pg/l	U	EB<RL	blank target = 6.03pg/l
	W2-WO5-2210	15 pg/l	U	LB<RL	blank target = 2.7pg/l
	W3-WO100-2210	15 pg/l	U	LB<RL	blank target = 3.11pg/l

TABLE 3. Blank Contamination - Qualified Data

Method (Matrix) Analyte	Sample Identification	Result	Blank Contamination Qualifier*	Criteria	Comments
E1668 (Water)					
PCB-31	W3-WO195-2210	15 pg/l	U	LB<RL	blank target = 3.11pg/l
	W3-WO5-2210	15 pg/l	U	LB<RL	blank target = 3.11pg/l
	W4-WO100-2210	15 pg/l	U	LB<RL	blank target = 3.11pg/l
	W4-WO195-2210	15 pg/l	U	LB<RL	blank target = 3.11pg/l
	W4-WO5-2210	15 pg/l	U	LB<RL	blank target = 3.11pg/l
	W5-WO30-2210	7.5 pg/l	U	LB<RL	blank target = 4.2pg/l
	W5-WO5-2210	7.5 pg/l	U	LB<RL	blank target = 4.2pg/l
	W5-WO55-2210	7.5 pg/l	U	LB<RL	blank target = 4.2pg/l
	W5-WO55-2210-FD	7.5 pg/l	U	LB<RL	blank target = 4.2pg/l
PCB-37	BA10B-WO145-2210	15 pg/l	U	LB<RL	blank target = 2.12pg/l
	BA10B-WO5-2210	15 pg/l	U	LB<RL	blank target = 2.12pg/l
	BA10B-WO75-2210	15 pg/l	U	LB<RL	blank target = 2.12pg/l
	BA10C-WO30-2210	15 pg/l	U	LB<RL	blank target = 2.12pg/l
	BA10C-WO5-2210	15 pg/l	U	LB<RL	blank target = 2.12pg/l
	BA10C-WO55-2210	15 pg/l	U	LB<RL	blank target = 2.12pg/l
	BA10DC-WO20-2210	15 pg/l	U	LB<RL	blank target = 2.12pg/l
	BA10DC-WO35-2210	15 pg/l	U	LB<RL	blank target = 1pg/l
	BA10DC-WO5-2210	15 pg/l	U	LB<RL	blank target = 2.12pg/l
	BA1B-WO145-2210	15 pg/l	U	LB<RL	blank target = 2.21pg/l
	BA1B-WO5-2210	15 pg/l	U	LB<RL	blank target = 2.21pg/l
	BA1B-WO75-2210	15 pg/l	U	LB<RL	blank target = 2.21pg/l
	BA1C-WO30-2210	15 pg/l	U	LB<RL	blank target = 1.09pg/l
	BA1C-WO5-2210	15 pg/l	U	LB<RL	blank target = 1.09pg/l
	BA1C-WO55-2210	15 pg/l	U	LB<RL	blank target = 1.09pg/l
	BA1DC-WO20-2210	15 pg/l	U	EB<RL	blank target = 3.89pg/l
	BA1DC-WO20-2210	15 pg/l	U	LB<RL	blank target = 1.1pg/l
	BA1DC-WO35-2210	15 pg/l	U	EB<RL	blank target = 3.89pg/l
	BA1DC-WO35-2210	15 pg/l	U	LB<RL	blank target = 1.1pg/l
	BA1DC-WO5-2210	15 pg/l	U	EB<RL	blank target = 3.89pg/l
	BA1DC-WO5-2210	15 pg/l	U	LB<RL	blank target = 1.1pg/l
	BA1DC-WO5-2210-FD	15 pg/l	U	EB<RL	blank target = 3.89pg/l
	BA1DC-WO5-2210-FD	15 pg/l	U	LB<RL	blank target = 1.1pg/l
	BA2B-WO145-2210	15 pg/l	U	LB<RL	blank target = 2.21pg/l

TABLE 3. Blank Contamination - Qualified Data

Method (Matrix) Analyte	Sample Identification	Result	Blank Contamination Qualifier*	Criteria	Comments
E1668 (Water)					
PCB-37	BA2B-WO5-2210	15 pg/l	U	LB<RL	blank target = 2.21pg/l
	BA2B-WO75-2210	15 pg/l	U	LB<RL	blank target = 2.21pg/l
	BA2C-WO30-2210	15 pg/l	U	LB<RL	blank target = 1.09pg/l
	BA2C-WO5-2210	15 pg/l	U	LB<RL	blank target = 1.09pg/l
	BA2C-WO55-2210	15 pg/l	U	LB<RL	blank target = 1.09pg/l
	BA2DC-WO20-2210	15 pg/l	U	EB<RL	blank target = 3.89pg/l
	BA2DC-WO20-2210	15 pg/l	U	LB<RL	blank target = 1.1pg/l
	BA2DC-WO35-2210	15 pg/l	U	EB<RL	blank target = 3.89pg/l
	BA2DC-WO35-2210	15 pg/l	U	LB<RL	blank target = 1.1pg/l
	BA2DC-WO5-2210	15 pg/l	U	EB<RL	blank target = 3.89pg/l
	BA2DC-WO5-2210	15 pg/l	U	LB<RL	blank target = 1.1pg/l
	BA3B-WO145-2210	15 pg/l	U	LB<RL	blank target = 2.2pg/l
	BA3B-WO5-2210	15 pg/l	U	LB<RL	blank target = 2.2pg/l
	BA3B-WO80-2210	15 pg/l	U	LB<RL	blank target = 2.2pg/l
	BA3C-WO30-2210	15 pg/l	U	LB<RL	blank target = 1.09pg/l
	BA3C-WO5-2210	15 pg/l	U	LB<RL	blank target = 1.09pg/l
	BA3C-WO55-2210	15 pg/l	U	LB<RL	blank target = 5.23pg/l
	BA3DC-WO20-2210	15 pg/l	U	EB<RL	blank target = 3.89pg/l
	BA3DC-WO20-2210	15 pg/l	U	LB<RL	blank target = 1.1pg/l
	BA3DC-WO35-2210	15 pg/l	U	EB<RL	blank target = 3.89pg/l
	BA3DC-WO35-2210	15 pg/l	U	LB<RL	blank target = 1.1pg/l
	BA3DC-WO5-2210	15 pg/l	U	EB<RL	blank target = 3.89pg/l
	BA3DC-WO5-2210	15 pg/l	U	LB<RL	blank target = 1.1pg/l
	BA4B-WO145-2210	15 pg/l	U	LB<RL	blank target = 2.03pg/l
	BA4B-WO5-2210	15 pg/l	U	LB<RL	blank target = 2.03pg/l
	BA4B-WO75-2210	15 pg/l	U	LB<RL	blank target = 2.03pg/l
	BA4C-WO5-2210	15 pg/l	U	LB<RL	blank target = 5.23pg/l
	BA4C-WO55-2210	15 pg/l	U	LB<RL	blank target = 5.23pg/l
	BA4C-WO55-2210-FD	15 pg/l	U	LB<RL	blank target = 5.23pg/l
	BA4C-WO55-2210-FD2	15 pg/l	U	LB<RL	blank target = 5.23pg/l
	BA4DC-WO20-2210	15 pg/l	U	LB<RL	blank target = 0.87pg/l
	BA4DC-WO35-2210	15 pg/l	U	LB<RL	blank target = 0.87pg/l
	BA4DC-WO5-2210	15 pg/l	U	LB<RL	blank target = 0.87pg/l

TABLE 3. Blank Contamination - Qualified Data

Method (Matrix) Analyte	Sample Identification	Result	Blank Contamination Qualifier*	Criteria	Comments
E1668 (Water)					
PCB-37	BA5B-WO5-2210	15 pg/l	U	LB<RL	blank target = 2.2pg/l
	BA5B-WO75-2210	15 pg/l	U	LB<RL	blank target = 2.2pg/l
	BA5C-WO30-2210	15 pg/l	U	LB<RL	blank target = 5.23pg/l
	BA5C-WO5-2210	15 pg/l	U	LB<RL	blank target = 5.23pg/l
	BA5C-WO55-2210	15 pg/l	U	LB<RL	blank target = 5.23pg/l
	BA5DC-WO20-2210	15 pg/l	U	LB<RL	blank target = 0.87pg/l
	BA5DC-WO35-2210	15 pg/l	U	LB<RL	blank target = 0.87pg/l
	BA5DC-WO35-2210-FD	15 pg/l	U	LB<RL	blank target = 0.87pg/l
	BA5DC-WO5-2210	15 pg/l	U	LB<RL	blank target = 0.87pg/l
	BA6BC-WO50-2210	15 pg/l	U	LB<RL	blank target = 5.23pg/l
	BA6BC-WO5-2210	17 pg/l	U	LB<RL	blank target = 5.23pg/l
	BA6BC-WO95-2210	15 pg/l	U	LB<RL	blank target = 5.23pg/l
	BA6B-WO145-2210	15 pg/l	U	EB<RL	blank target = 1.48pg/l
	BA6B-WO145-2210	15 pg/l	U	LB<RL	blank target = 2.2pg/l
	BA6B-WO5-2210	15 pg/l	U	EB<RL	blank target = 1.48pg/l
	BA6B-WO5-2210	15 pg/l	U	LB<RL	blank target = 2.2pg/l
	BA6B-WO75-2210	15 pg/l	U	EB<RL	blank target = 1.48pg/l
	BA6B-WO75-2210	15 pg/l	U	LB<RL	blank target = 2.2pg/l
	BA6C-WO30-2210	15 pg/l	U	LB<RL	blank target = 5.23pg/l
	BA6C-WO5-2210	15 pg/l	U	LB<RL	blank target = 5.23pg/l
	BA6C-WO55-2210	15 pg/l	U	LB<RL	blank target = 5.23pg/l
	BA6DC-WO20-2210	15 pg/l	U	LB<RL	blank target = 0.87pg/l
	BA6DC-WO35-2210	15 pg/l	U	LB<RL	blank target = 0.87pg/l
	BA6DC-WO5-2210	15 pg/l	U	LB<RL	blank target = 0.87pg/l
	BA7BC-WO50-2210	15 pg/l	U	LB<RL	blank target = 2.03pg/l
	BA7BC-WO5-2210	15 pg/l	U	LB<RL	blank target = 2.03pg/l
	BA7BC-WO95-2210	15 pg/l	U	LB<RL	blank target = 2.03pg/l
	BA7B-WO145-2210	15 pg/l	U	EB<RL	blank target = 1.48pg/l
	BA7B-WO145-2210	15 pg/l	U	LB<RL	blank target = 2.2pg/l
	BA7B-WO5-2210	15 pg/l	U	EB<RL	blank target = 1.48pg/l
	BA7B-WO5-2210	15 pg/l	U	LB<RL	blank target = 0.769pg/l
	BA7B-WO75-2210	15 pg/l	U	EB<RL	blank target = 1.48pg/l
	BA7B-WO75-2210	15 pg/l	U	LB<RL	blank target = 2.2pg/l

TABLE 3. Blank Contamination - Qualified Data

Method (Matrix) Analyte	Sample Identification	Result	Blank Contamination Qualifier*	Criteria	Comments
E1668 (Water)					
PCB-37	BA7C-WO55-2210	15 pg/l	U	LB<RL	blank target = 1pg/l
	BA7DC-WO20-2210	15 pg/l	U	LB<RL	blank target = 1.1pg/l
	BA7DC-WO35-2210	15 pg/l	U	LB<RL	blank target = 0.87pg/l
	BA7DC-WO35-2210-FD	15 pg/l	U	LB<RL	blank target = 0.87pg/l
	BA7DC-WO35-2210-FD2	15 pg/l	U	LB<RL	blank target = 0.87pg/l
	BA7DC-WO5-2210	15 pg/l	U	LB<RL	blank target = 1.1pg/l
	BA8BC-WO50-2210	15 pg/l	U	LB<RL	blank target = 2.03pg/l
	BA8BC-WO5-2210	15 pg/l	U	LB<RL	blank target = 2.03pg/l
	BA8BC-WO95-2210	15 pg/l	U	LB<RL	blank target = 2.03pg/l
	BA8B-WO145-2210	15 pg/l	U	LB<RL	blank target = 2.03pg/l
	BA8B-WO5-2210	15 pg/l	U	LB<RL	blank target = 2.03pg/l
	BA8B-WO75-2210	15 pg/l	U	LB<RL	blank target = 2.03pg/l
	BA8C-WO5-2210	15 pg/l	U	LB<RL	blank target = 1pg/l
	BA8C-WO55-2210	15 pg/l	U	LB<RL	blank target = 1pg/l
	BA8DC-WO20-2210	15 pg/l	U	LB<RL	blank target = 2.12pg/l
	BA8DC-WO5-2210	15 pg/l	U	LB<RL	blank target = 2.12pg/l
	BA9BC-WO50-2210	15 pg/l	U	EB<RL	blank target = 1.48pg/l
	BA9BC-WO50-2210	15 pg/l	U	LB<RL	blank target = 0.769pg/l
	BA9BC-WO5-2210	15 pg/l	U	EB<RL	blank target = 1.48pg/l
	BA9BC-WO5-2210	15 pg/l	U	LB<RL	blank target = 0.769pg/l
	BA9BC-WO95-2210	15 pg/l	U	EB<RL	blank target = 1.48pg/l
	BA9BC-WO95-2210	15 pg/l	U	LB<RL	blank target = 0.769pg/l
	BA9B-WO5-2210	15 pg/l	U	EB<RL	blank target = 1.48pg/l
	BA9B-WO5-2210	15 pg/l	U	LB<RL	blank target = 0.769pg/l
	BA9B-WO75-2210	15 pg/l	U	EB<RL	blank target = 1.48pg/l
	BA9B-WO75-2210	15 pg/l	U	LB<RL	blank target = 0.769pg/l
	BA9C-WO30-2210	15 pg/l	U	EB<RL	blank target = 1.48pg/l
	BA9C-WO30-2210	15 pg/l	U	LB<RL	blank target = 0.769pg/l
	BA9C-WO5-2210	15 pg/l	U	EB<RL	blank target = 1.48pg/l
	BA9C-WO5-2210	15 pg/l	U	LB<RL	blank target = 0.769pg/l
	BA9C-WO55-2210	15 pg/l	U	EB<RL	blank target = 1.48pg/l
	BA9C-WO55-2210	15 pg/l	U	LB<RL	blank target = 0.769pg/l
	BA9DC-WO20-2210	15 pg/l	U	LB<RL	blank target = 2.12pg/l

TABLE 3. Blank Contamination - Qualified Data

Method (Matrix) Analyte	Sample Identification	Result	Blank Contamination Qualifier*	Criteria	Comments
E1668 (Water)					
PCB-37	BA9DC-WO35-2210	15 pg/l	U	LB<RL	blank target = 2.12pg/l
	BA9DC-WO35-2210-FD	15 pg/l	U	LB<RL	blank target = 2.12pg/l
	BA9DC-WO5-2210	15 pg/l	U	LB<RL	blank target = 2.12pg/l
	T11-WO30-2210	15 pg/l	U	LB<RL	blank target = 1pg/l
	W1-WO55-2210	15 pg/l	U	EB<RL	blank target = 3.89pg/l
	W1-WO55-2210	15 pg/l	U	LB<RL	blank target = 1.1pg/l
	W2-WO100-2210	15 pg/l	U	EB<RL	blank target = 3.89pg/l
	W2-WO100-2210	15 pg/l	U	LB<RL	blank target = 1.1pg/l
	W2-WO195-2210	15 pg/l	U	EB<RL	blank target = 3.89pg/l
	W2-WO195-2210	15 pg/l	U	LB<RL	blank target = 1.1pg/l
	W2-WO5-2210	15 pg/l	U	EB<RL	blank target = 3.89pg/l
	W2-WO5-2210	15 pg/l	U	LB<RL	blank target = 1.1pg/l
	W3-WO100-2210	15 pg/l	U	LB<RL	blank target = 2.03pg/l
	W3-WO195-2210	15 pg/l	U	LB<RL	blank target = 2.03pg/l
	W3-WO5-2210	15 pg/l	U	LB<RL	blank target = 2.03pg/l
	W4-WO100-2210	15 pg/l	U	LB<RL	blank target = 2.03pg/l
	W4-WO195-2210	15 pg/l	U	LB<RL	blank target = 2.03pg/l
	W4-WO5-2210	15 pg/l	U	LB<RL	blank target = 2.03pg/l
	W5-WO30-2210	7.5 pg/l	U	LB<RL	blank target = 1.1pg/l
	W5-WO5-2210	7.5 pg/l	U	LB<RL	blank target = 1.1pg/l
	W5-WO55-2210	7.5 pg/l	U	LB<RL	blank target = 1.1pg/l
	W5-WO55-2210-FD	7.5 pg/l	U	LB<RL	blank target = 1.1pg/l
PCB-44/47/65	BA10B-WO145-2210	91.2 pg/l	U	LB>RL	blank target = 3200pg/l
	BA10B-WO5-2210	40.9 pg/l	U	LB>RL	blank target = 3200pg/l
	BA10B-WO75-2210	35.6 pg/l	U	LB>RL	blank target = 3200pg/l
	BA10C-WO30-2210	222 pg/l	U	LB>RL	blank target = 3200pg/l
	BA10C-WO5-2210	45.8 pg/l	U	LB>RL	blank target = 3200pg/l
	BA10C-WO55-2210	340 pg/l	U	LB>RL	blank target = 3200pg/l
	BA10DC-WO20-2210	30.1 pg/l	U	LB>RL	blank target = 3200pg/l
	BA10DC-WO35-2210	15 pg/l	U	LB<RL	blank target = 7.9pg/l
	BA10DC-WO5-2210	45.7 pg/l	U	LB>RL	blank target = 3200pg/l
	BA1C-WO30-2210	161 pg/l	U	LB>RL	blank target = 108pg/l
	BA1C-WO5-2210	128 pg/l	U	LB>RL	blank target = 108pg/l

TABLE 3. Blank Contamination - Qualified Data

Method (Matrix) Analyte	Sample Identification	Result	Blank Contamination Qualifier*	Criteria	Comments
E1668 (Water)					
PCB-44/47/65	BA1C-WO55-2210	122 pg/l	U	LB>RL	blank target = 108pg/l
	BA1DC-WO20-2210	243 pg/l	U	LB>RL	blank target = 968pg/l
	BA1DC-WO35-2210	144 pg/l	U	LB>RL	blank target = 968pg/l
	BA1DC-WO5-2210	1000 pg/l	U	LB>RL	blank target = 968pg/l
	BA1DC-WO5-2210-FD	1040 pg/l	U	LB>RL	blank target = 968pg/l
	BA2B-WO145-2210	15 pg/l	U	LB<RL	blank target = 8.83pg/l
	BA2B-WO5-2210	15 pg/l	U	LB<RL	blank target = 8.83pg/l
	BA2B-WO75-2210	15 pg/l	U	LB<RL	blank target = 8.83pg/l
	BA2C-WO30-2210	117 pg/l	U	LB>RL	blank target = 108pg/l
	BA2C-WO5-2210	114 pg/l	U	LB>RL	blank target = 108pg/l
	BA2C-WO55-2210	171 pg/l	U	LB>RL	blank target = 108pg/l
	BA2DC-WO20-2210	1050 pg/l	U	LB>RL	blank target = 968pg/l
	BA2DC-WO35-2210	1530 pg/l	U	LB>RL	blank target = 968pg/l
	BA2DC-WO5-2210	900 pg/l	U	LB>RL	blank target = 968pg/l
	BA3B-WO145-2210	15 pg/l	U	LB<RL	blank target = 16.2pg/l
	BA3B-WO5-2210	15 pg/l	U	LB<RL	blank target = 16.2pg/l
	BA3B-WO80-2210	15 pg/l	U	LB<RL	blank target = 16.2pg/l
	BA3C-WO30-2210	150 pg/l	U	LB>RL	blank target = 108pg/l
	BA3C-WO5-2210	113 pg/l	U	LB>RL	blank target = 108pg/l
	BA3C-WO55-2210	124 pg/l	U	LB>RL	blank target = 149pg/l
	BA3DC-WO20-2210	1230 pg/l	U	LB>RL	blank target = 968pg/l
	BA3DC-WO35-2210	1300 pg/l	U	LB>RL	blank target = 968pg/l
	BA3DC-WO5-2210	505 pg/l	U	LB>RL	blank target = 968pg/l
	BA4B-WO145-2210	17 pg/l	U	LB<RL	blank target = 7.5pg/l
	BA4B-WO5-2210	15 pg/l	U	LB<RL	blank target = 7.5pg/l
	BA4B-WO75-2210	19.9 pg/l	U	LB<RL	blank target = 7.5pg/l
	BA4C-WO30-2210	78.6 pg/l	U	LB>RL	blank target = 149pg/l
	BA4C-WO5-2210	94 pg/l	U	LB>RL	blank target = 149pg/l
	BA4C-WO55-2210	132 pg/l	U	LB>RL	blank target = 149pg/l
	BA4C-WO55-2210-FD	55.1 pg/l	U	LB>RL	blank target = 149pg/l
	BA4C-WO55-2210-FD2	110 pg/l	U	LB>RL	blank target = 149pg/l
	BA4DC-WO20-2210	1490 pg/l	U	LB>RL	blank target = 970pg/l
	BA4DC-WO35-2210	1240 pg/l	U	LB>RL	blank target = 970pg/l

TABLE 3. Blank Contamination - Qualified Data

Method (Matrix) Analyte	Sample Identification	Result	Blank Contamination Qualifier*	Criteria	Comments
E1668 (Water)					
PCB-44/47/65	BA4DC-WO5-2210	1430 pg/l	U	LB>RL	blank target = 970pg/l
	BA5B-WO5-2210	15 pg/l	U	LB<RL	blank target = 16.2pg/l
	BA5B-WO75-2210	15 pg/l	U	LB<RL	blank target = 16.2pg/l
	BA5C-WO30-2210	118 pg/l	U	LB>RL	blank target = 149pg/l
	BA5C-WO5-2210	46.8 pg/l	U	LB>RL	blank target = 149pg/l
	BA5C-WO55-2210	89.2 pg/l	U	LB>RL	blank target = 149pg/l
	BA5DC-WO20-2210	1170 pg/l	U	LB>RL	blank target = 970pg/l
	BA5DC-WO35-2210	1220 pg/l	U	LB>RL	blank target = 970pg/l
	BA5DC-WO35-2210-FD	1430 pg/l	U	LB>RL	blank target = 970pg/l
	BA5DC-WO5-2210	964 pg/l	U	LB>RL	blank target = 970pg/l
	BA6BC-WO50-2210	74.5 pg/l	U	LB>RL	blank target = 149pg/l
	BA6BC-WO5-2210	29.9 pg/l	U	LB>RL	blank target = 149pg/l
	BA6BC-WO95-2210	142 pg/l	U	LB>RL	blank target = 149pg/l
	BA6B-WO145-2210	28.4 pg/l	U	EB<RL	blank target = 6.95pg/l
	BA6B-WO145-2210	28.4 pg/l	U	LB<RL	blank target = 16.2pg/l
	BA6B-WO5-2210	15 pg/l	U	EB<RL	blank target = 6.95pg/l
	BA6B-WO5-2210	15 pg/l	U	LB<RL	blank target = 16.2pg/l
	BA6B-WO75-2210	16.8 pg/l	U	EB<RL	blank target = 6.95pg/l
	BA6B-WO75-2210	16.8 pg/l	U	LB<RL	blank target = 16.2pg/l
	BA6C-WO30-2210	78.6 pg/l	U	LB>RL	blank target = 149pg/l
	BA6C-WO5-2210	91.2 pg/l	U	LB>RL	blank target = 149pg/l
	BA6C-WO55-2210	47.1 pg/l	U	LB>RL	blank target = 149pg/l
	BA6DC-WO20-2210	1100 pg/l	U	LB>RL	blank target = 970pg/l
	BA6DC-WO35-2210	1370 pg/l	U	LB>RL	blank target = 970pg/l
	BA6DC-WO5-2210	815 pg/l	U	LB>RL	blank target = 970pg/l
	BA7BC-WO50-2210	15 pg/l	U	LB<RL	blank target = 7.5pg/l
	BA7BC-WO5-2210	15 pg/l	U	LB<RL	blank target = 7.5pg/l
	BA7B-WO145-2210	20.9 pg/l	U	EB<RL	blank target = 6.95pg/l
	BA7B-WO145-2210	20.9 pg/l	U	LB<RL	blank target = 16.2pg/l
	BA7B-WO5-2210	15 pg/l	U	EB<RL	blank target = 6.95pg/l
	BA7B-WO5-2210	15 pg/l	U	LB<RL	blank target = 6.32pg/l
	BA7B-WO75-2210	15 pg/l	U	EB<RL	blank target = 6.95pg/l
	BA7B-WO75-2210	15 pg/l	U	LB<RL	blank target = 16.2pg/l

TABLE 3. Blank Contamination - Qualified Data

Method (Matrix) Analyte	Sample Identification	Result	Blank Contamination Qualifier*	Criteria	Comments
E1668 (Water)					
PCB-44/47/65	BA7DC-WO20-2210	177 pg/l	U	LB>RL	blank target = 71.2pg/l
	BA7DC-WO35-2210	1290 pg/l	U	LB>RL	blank target = 970pg/l
	BA7DC-WO35-2210-FD	1250 pg/l	U	LB>RL	blank target = 970pg/l
	BA7DC-WO35-2210-FD2	1230 pg/l	U	LB>RL	blank target = 970pg/l
	BA7DC-WO5-2210	84.3 pg/l	U	LB>RL	blank target = 71.2pg/l
	BA8BC-WO50-2210	15 pg/l	U	LB<RL	blank target = 7.5pg/l
	BA8BC-WO5-2210	15 pg/l	U	LB<RL	blank target = 7.5pg/l
	BA8BC-WO95-2210	15 pg/l	U	LB<RL	blank target = 7.5pg/l
	BA8B-WO145-2210	15 pg/l	U	LB<RL	blank target = 7.5pg/l
	BA8B-WO5-2210	19 pg/l	U	LB<RL	blank target = 7.5pg/l
	BA8B-WO75-2210	16.8 pg/l	U	LB<RL	blank target = 7.5pg/l
	BA8C-WO5-2210	31.1 pg/l	U	LB<RL	blank target = 7.9pg/l
	BA8DC-WO20-2210	89.4 pg/l	U	LB>RL	blank target = 3200pg/l
	BA8DC-WO35-2210	43.2 pg/l	U	LB>RL	blank target = 3200pg/l
	BA8DC-WO5-2210	44.9 pg/l	U	LB>RL	blank target = 3200pg/l
	BA9BC-WO50-2210	15 pg/l	U	EB<RL	blank target = 6.95pg/l
	BA9BC-WO50-2210	15 pg/l	U	LB<RL	blank target = 6.32pg/l
	BA9BC-WO5-2210	15 pg/l	U	EB<RL	blank target = 6.95pg/l
	BA9BC-WO5-2210	15 pg/l	U	LB<RL	blank target = 6.32pg/l
	BA9BC-WO95-2210	15 pg/l	U	EB<RL	blank target = 6.95pg/l
	BA9BC-WO95-2210	15 pg/l	U	LB<RL	blank target = 6.32pg/l
	BA9B-WO145-2210	15 pg/l	U	EB<RL	blank target = 8.7pg/l
	BA9B-WO145-2210	15 pg/l	U	LB<RL	blank target = 7.9pg/l
	BA9B-WO5-2210	15 pg/l	U	EB<RL	blank target = 6.95pg/l
	BA9B-WO5-2210	15 pg/l	U	LB<RL	blank target = 6.32pg/l
	BA9B-WO75-2210	15 pg/l	U	EB<RL	blank target = 6.95pg/l
	BA9B-WO75-2210	15 pg/l	U	LB<RL	blank target = 6.32pg/l
	BA9C-WO30-2210	15 pg/l	U	EB<RL	blank target = 6.95pg/l
	BA9C-WO30-2210	15 pg/l	U	LB<RL	blank target = 6.32pg/l
	BA9C-WO5-2210	15 pg/l	U	EB<RL	blank target = 6.95pg/l
	BA9C-WO5-2210	15 pg/l	U	LB<RL	blank target = 6.32pg/l
	BA9C-WO55-2210	15 pg/l	U	EB<RL	blank target = 6.95pg/l
	BA9C-WO55-2210	15 pg/l	U	LB<RL	blank target = 6.32pg/l

TABLE 3. Blank Contamination - Qualified Data

Method (Matrix) Analyte	Sample Identification	Result	Blank Contamination Qualifier*	Criteria	Comments
E1668 (Water)					
PCB-44/47/65	BA9DC-WO20-2210	35.6 pg/l	U	LB>RL	blank target = 3200pg/l
	BA9DC-WO35-2210	29.2 pg/l	U	LB>RL	blank target = 3200pg/l
	BA9DC-WO35-2210-FD	54.4 pg/l	U	LB>RL	blank target = 3200pg/l
	BA9DC-WO5-2210	64.4 pg/l	U	LB>RL	blank target = 3200pg/l
	T11-WO30-2210	15 pg/l	U	EB<RL	blank target = 8.7pg/l
	T11-WO30-2210	15 pg/l	U	LB<RL	blank target = 7.9pg/l
	W1-WO30-2210	71.2 pg/l	U	LB>RL	blank target = 968pg/l
	W1-WO5-2210	61.7 pg/l	U	LB>RL	blank target = 968pg/l
	W1-WO55-2210	110 pg/l	U	LB>RL	blank target = 968pg/l
	W2-WO100-2210	57.6 pg/l	U	LB>RL	blank target = 968pg/l
	W2-WO195-2210	92.5 pg/l	U	LB>RL	blank target = 968pg/l
	W2-WO5-2210	36.4 pg/l	U	LB>RL	blank target = 968pg/l
	W3-WO100-2210	15.5 pg/l	U	LB<RL	blank target = 7.5pg/l
	W3-WO195-2210	15 pg/l	U	LB<RL	blank target = 7.5pg/l
	W3-WO5-2210	15 pg/l	U	LB<RL	blank target = 7.5pg/l
	W4-WO100-2210	15.9 pg/l	U	LB<RL	blank target = 7.5pg/l
	W4-WO195-2210	16.5 pg/l	U	LB<RL	blank target = 7.5pg/l
	W4-WO5-2210	24.6 pg/l	U	LB<RL	blank target = 7.5pg/l
	W5-WO30-2210	35.6 pg/l	U	LB>RL	blank target = 71.2pg/l
	W5-WO5-2210	26.5 pg/l	U	LB>RL	blank target = 71.2pg/l
	W5-WO55-2210	70.1 pg/l	U	LB>RL	blank target = 71.2pg/l
	W5-WO55-2210-FD	36.8 pg/l	U	LB>RL	blank target = 71.2pg/l
PCB-49/69	BA10B-WO145-2210	15 pg/l	U	LB>RL	blank target = 51.2pg/l
	BA10B-WO5-2210	15 pg/l	U	LB>RL	blank target = 51.2pg/l
	BA10B-WO75-2210	15 pg/l	U	LB>RL	blank target = 51.2pg/l
	BA10C-WO30-2210	15 pg/l	U	LB>RL	blank target = 51.2pg/l
	BA10C-WO5-2210	15 pg/l	U	LB>RL	blank target = 51.2pg/l
	BA10C-WO55-2210	15 pg/l	U	LB>RL	blank target = 51.2pg/l
	BA10DC-WO20-2210	15 pg/l	U	LB>RL	blank target = 51.2pg/l
	BA10DC-WO35-2210	15 pg/l	U	LB<RL	blank target = 2.8pg/l
	BA10DC-WO5-2210	15 pg/l	U	LB>RL	blank target = 51.2pg/l
	BA1B-WO145-2210	15 pg/l	U	LB<RL	blank target = 1.77pg/l
	BA1B-WO5-2210	15 pg/l	U	LB<RL	blank target = 1.77pg/l

TABLE 3. Blank Contamination - Qualified Data

Method (Matrix) Analyte	Sample Identification	Result	Blank Contamination Qualifier*	Criteria	Comments
E1668 (Water)					
PCB-49/69	BA1B-WO75-2210	15 pg/l	U	LB<RL	blank target = 1.77pg/l
	BA1C-WO30-2210	15 pg/l	U	LB<RL	blank target = 2.3pg/l
	BA1C-WO5-2210	15 pg/l	U	LB<RL	blank target = 2.3pg/l
	BA1C-WO55-2210	15 pg/l	U	LB<RL	blank target = 2.3pg/l
	BA1DC-WO20-2210	15 pg/l	U	LB<RL	blank target = 13.2pg/l
	BA1DC-WO35-2210	15 pg/l	U	LB<RL	blank target = 13.2pg/l
	BA1DC-WO5-2210	15 pg/l	U	LB<RL	blank target = 13.2pg/l
	BA1DC-WO5-2210-FD	15 pg/l	U	LB<RL	blank target = 13.2pg/l
	BA2B-WO145-2210	15 pg/l	U	LB<RL	blank target = 1.77pg/l
	BA2B-WO5-2210	15 pg/l	U	LB<RL	blank target = 1.77pg/l
	BA2B-WO75-2210	15 pg/l	U	LB<RL	blank target = 1.77pg/l
	BA2C-WO30-2210	15 pg/l	U	LB<RL	blank target = 2.3pg/l
	BA2C-WO5-2210	15 pg/l	U	LB<RL	blank target = 2.3pg/l
	BA2C-WO55-2210	15 pg/l	U	LB<RL	blank target = 2.3pg/l
	BA2DC-WO20-2210	15 pg/l	U	LB<RL	blank target = 13.2pg/l
	BA2DC-WO35-2210	23.1 pg/l	U	LB<RL	blank target = 13.2pg/l
	BA2DC-WO5-2210	15 pg/l	U	LB<RL	blank target = 13.2pg/l
	BA3B-WO145-2210	15 pg/l	U	LB<RL	blank target = 3.11pg/l
	BA3B-WO5-2210	15 pg/l	U	LB<RL	blank target = 3.11pg/l
	BA3B-WO80-2210	15 pg/l	U	LB<RL	blank target = 3.11pg/l
	BA3C-WO30-2210	15 pg/l	U	LB<RL	blank target = 2.3pg/l
	BA3C-WO5-2210	15 pg/l	U	LB<RL	blank target = 2.3pg/l
	BA3C-WO55-2210	15 pg/l	U	LB<RL	blank target = 2.83pg/l
	BA3DC-WO20-2210	15.3 pg/l	U	LB<RL	blank target = 13.2pg/l
	BA3DC-WO35-2210	17.8 pg/l	U	LB<RL	blank target = 13.2pg/l
	BA3DC-WO5-2210	15 pg/l	U	LB<RL	blank target = 13.2pg/l
	BA4B-WO145-2210	15 pg/l	U	LB<RL	blank target = 1.69pg/l
	BA4B-WO5-2210	15 pg/l	U	LB<RL	blank target = 1.69pg/l
	BA4B-WO75-2210	15 pg/l	U	LB<RL	blank target = 1.69pg/l
	BA4C-WO30-2210	15 pg/l	U	LB<RL	blank target = 2.83pg/l
	BA4C-WO5-2210	15 pg/l	U	LB<RL	blank target = 2.83pg/l
	BA4C-WO55-2210	15 pg/l	U	LB<RL	blank target = 2.83pg/l
	BA4C-WO55-2210-FD	15 pg/l	U	LB<RL	blank target = 2.83pg/l

TABLE 3. Blank Contamination - Qualified Data

Method (Matrix) Analyte	Sample Identification	Result	Blank Contamination Qualifier*	Criteria	Comments
E1668 (Water)					
PCB-49/69	BA4C-WO55-2210-FD2	15 pg/l	U	LB<RL	blank target = 2.83pg/l
	BA4DC-WO20-2210	21.3 pg/l	U	LB<RL	blank target = 14.1pg/l
	BA4DC-WO35-2210	21.8 pg/l	U	LB<RL	blank target = 14.1pg/l
	BA4DC-WO5-2210	19.6 pg/l	U	LB<RL	blank target = 14.1pg/l
	BA5B-WO145-2210	15 pg/l	U	LB<RL	blank target = 2.8pg/l
	BA5B-WO5-2210	15 pg/l	U	LB<RL	blank target = 3.11pg/l
	BA5B-WO75-2210	15 pg/l	U	LB<RL	blank target = 3.11pg/l
	BA5C-WO30-2210	15 pg/l	U	LB<RL	blank target = 2.83pg/l
	BA5C-WO5-2210	15 pg/l	U	LB<RL	blank target = 2.83pg/l
	BA5C-WO55-2210	15 pg/l	U	LB<RL	blank target = 2.83pg/l
	BA5DC-WO20-2210	17.1 pg/l	U	LB<RL	blank target = 14.1pg/l
	BA5DC-WO35-2210	19.5 pg/l	U	LB<RL	blank target = 14.1pg/l
	BA5DC-WO35-2210-FD	27.2 pg/l	U	LB<RL	blank target = 14.1pg/l
	BA5DC-WO5-2210	15 pg/l	U	LB<RL	blank target = 14.1pg/l
	BA6BC-WO50-2210	15 pg/l	U	LB<RL	blank target = 2.83pg/l
	BA6BC-WO5-2210	17 pg/l	U	LB<RL	blank target = 2.83pg/l
	BA6BC-WO95-2210	15 pg/l	U	LB<RL	blank target = 2.83pg/l
	BA6B-WO145-2210	15 pg/l	U	LB<RL	blank target = 3.11pg/l
	BA6B-WO5-2210	15 pg/l	U	EB<RL	blank target = 1.79pg/l
	BA6B-WO5-2210	15 pg/l	U	LB<RL	blank target = 3.11pg/l
	BA6B-WO75-2210	15 pg/l	U	EB<RL	blank target = 1.79pg/l
	BA6B-WO75-2210	15 pg/l	U	LB<RL	blank target = 3.11pg/l
	BA6C-WO30-2210	15 pg/l	U	LB<RL	blank target = 2.83pg/l
	BA6C-WO5-2210	15 pg/l	U	LB<RL	blank target = 2.83pg/l
	BA6C-WO55-2210	15 pg/l	U	LB<RL	blank target = 2.83pg/l
	BA6DC-WO20-2210	15 pg/l	U	LB<RL	blank target = 14.1pg/l
	BA6DC-WO35-2210	21.1 pg/l	U	LB<RL	blank target = 14.1pg/l
	BA6DC-WO5-2210	15 pg/l	U	LB<RL	blank target = 14.1pg/l
	BA7BC-WO50-2210	15 pg/l	U	LB<RL	blank target = 1.69pg/l
	BA7BC-WO5-2210	15 pg/l	U	LB<RL	blank target = 1.69pg/l
	BA7B-WO145-2210	15 pg/l	U	LB<RL	blank target = 3.11pg/l
	BA7B-WO5-2210	15 pg/l	U	EB<RL	blank target = 1.79pg/l
	BA7B-WO5-2210	15 pg/l	U	LB<RL	blank target = 1.05pg/l

TABLE 3. Blank Contamination - Qualified Data

Method (Matrix) Analyte	Sample Identification	Result	Blank Contamination Qualifier*	Criteria	Comments
E1668 (Water)					
PCB-49/69	BA7B-WO75-2210	15 pg/l	U	EB<RL	blank target = 1.79pg/l
	BA7B-WO75-2210	15 pg/l	U	LB<RL	blank target = 3.11pg/l
	BA7C-WO30-2210	15 pg/l	U	LB<RL	blank target = 2.8pg/l
	BA7C-WO5-2210	15 pg/l	U	LB<RL	blank target = 2.8pg/l
	BA7C-WO55-2210	15 pg/l	U	LB<RL	blank target = 2.8pg/l
	BA7DC-WO20-2210	15 pg/l	U	LB<RL	blank target = 2.4pg/l
	BA7DC-WO35-2210	24.7 pg/l	U	LB<RL	blank target = 14.1pg/l
	BA7DC-WO35-2210-FD	20.7 pg/l	U	LB<RL	blank target = 14.1pg/l
	BA7DC-WO35-2210-FD2	19 pg/l	U	LB<RL	blank target = 14.1pg/l
	BA7DC-WO5-2210	15 pg/l	U	LB<RL	blank target = 2.4pg/l
	BA8BC-WO50-2210	15 pg/l	U	LB<RL	blank target = 1.69pg/l
	BA8BC-WO5-2210	15 pg/l	U	LB<RL	blank target = 1.69pg/l
	BA8BC-WO95-2210	15 pg/l	U	LB<RL	blank target = 1.69pg/l
	BA8B-WO145-2210	15 pg/l	U	LB<RL	blank target = 1.69pg/l
	BA8B-WO5-2210	15 pg/l	U	LB<RL	blank target = 1.69pg/l
	BA8B-WO75-2210	15 pg/l	U	LB<RL	blank target = 1.69pg/l
	BA8C-WO30-2210	15 pg/l	U	LB<RL	blank target = 2.8pg/l
	BA8C-WO5-2210	15 pg/l	U	LB<RL	blank target = 2.8pg/l
	BA8C-WO55-2210	15 pg/l	U	LB<RL	blank target = 2.8pg/l
	BA8C-WO55-2210-FD	15 pg/l	U	LB<RL	blank target = 2.8pg/l
	BA8C-WO55-2210-FD2	15 pg/l	U	LB<RL	blank target = 2.8pg/l
	BA8DC-WO20-2210	15 pg/l	U	LB>RL	blank target = 51.2pg/l
	BA8DC-WO35-2210	15 pg/l	U	LB>RL	blank target = 51.2pg/l
	BA8DC-WO5-2210	15 pg/l	U	LB>RL	blank target = 51.2pg/l
	BA9BC-WO50-2210	15 pg/l	U	EB<RL	blank target = 1.79pg/l
	BA9BC-WO50-2210	15 pg/l	U	LB<RL	blank target = 1.05pg/l
	BA9BC-WO5-2210	15 pg/l	U	EB<RL	blank target = 1.79pg/l
	BA9BC-WO5-2210	15 pg/l	U	LB<RL	blank target = 1.05pg/l
	BA9BC-WO95-2210	15 pg/l	U	EB<RL	blank target = 1.79pg/l
	BA9BC-WO95-2210	15 pg/l	U	LB<RL	blank target = 1.05pg/l
	BA9B-WO145-2210	15 pg/l	U	EB<RL	blank target = 3pg/l
	BA9B-WO145-2210	15 pg/l	U	LB<RL	blank target = 2.8pg/l
	BA9B-WO5-2210	15 pg/l	U	EB<RL	blank target = 1.79pg/l

TABLE 3. Blank Contamination - Qualified Data

Method (Matrix) Analyte	Sample Identification	Result	Blank Contamination Qualifier*	Criteria	Comments
E1668 (Water)					
PCB-49/69	BA9B-WO5-2210	15 pg/l	U	LB<RL	blank target = 1.05pg/l
	BA9B-WO75-2210	15 pg/l	U	EB<RL	blank target = 1.79pg/l
	BA9B-WO75-2210	15 pg/l	U	LB<RL	blank target = 1.05pg/l
	BA9C-WO30-2210	15 pg/l	U	EB<RL	blank target = 1.79pg/l
	BA9C-WO30-2210	15 pg/l	U	LB<RL	blank target = 1.05pg/l
	BA9C-WO5-2210	15 pg/l	U	EB<RL	blank target = 1.79pg/l
	BA9C-WO5-2210	15 pg/l	U	LB<RL	blank target = 1.05pg/l
	BA9C-WO55-2210	15 pg/l	U	EB<RL	blank target = 1.79pg/l
	BA9C-WO55-2210	15 pg/l	U	LB<RL	blank target = 1.05pg/l
	BA9DC-WO20-2210	15 pg/l	U	LB>RL	blank target = 51.2pg/l
	BA9DC-WO35-2210	15 pg/l	U	LB>RL	blank target = 51.2pg/l
	BA9DC-WO35-2210-FD	15 pg/l	U	LB>RL	blank target = 51.2pg/l
	BA9DC-WO5-2210	15 pg/l	U	LB>RL	blank target = 51.2pg/l
	T11-WO30-2210	15 pg/l	U	EB<RL	blank target = 3pg/l
	T11-WO30-2210	15 pg/l	U	LB<RL	blank target = 2.8pg/l
	T11-WO5-2210	15 pg/l	U	EB<RL	blank target = 3pg/l
	T11-WO5-2210	15 pg/l	U	LB<RL	blank target = 2.8pg/l
	W1-WO30-2210	15 pg/l	U	LB<RL	blank target = 13.2pg/l
	W1-WO5-2210	15 pg/l	U	LB<RL	blank target = 13.2pg/l
	W1-WO55-2210	15 pg/l	U	LB<RL	blank target = 13.2pg/l
	W2-WO100-2210	15 pg/l	U	LB<RL	blank target = 13.2pg/l
	W2-WO195-2210	15 pg/l	U	LB<RL	blank target = 13.2pg/l
	W2-WO5-2210	15 pg/l	U	LB<RL	blank target = 13.2pg/l
	W3-WO100-2210	15 pg/l	U	LB<RL	blank target = 1.69pg/l
	W3-WO195-2210	15 pg/l	U	LB<RL	blank target = 1.69pg/l
	W3-WO5-2210	15 pg/l	U	LB<RL	blank target = 1.69pg/l
	W4-WO100-2210	15 pg/l	U	LB<RL	blank target = 1.69pg/l
	W4-WO195-2210	15 pg/l	U	LB<RL	blank target = 1.69pg/l
	W4-WO5-2210	15 pg/l	U	LB<RL	blank target = 1.69pg/l
	W5-WO30-2210	7.5 pg/l	U	LB<RL	blank target = 2.4pg/l
	W5-WO5-2210	7.5 pg/l	U	LB<RL	blank target = 2.4pg/l
	W5-WO55-2210	7.5 pg/l	U	LB<RL	blank target = 2.4pg/l
	W5-WO55-2210-FD	7.5 pg/l	U	LB<RL	blank target = 2.4pg/l

TABLE 3. Blank Contamination - Qualified Data

Method (Matrix) Analyte	Sample Identification	Result	Blank Contamination Qualifier*	Criteria	Comments
E1668 (Water)					
PCB-52	BA10B-WO145-2210	15 pg/l	U	LB<RL	blank target = 12.3pg/l
	BA10B-WO5-2210	15 pg/l	U	LB<RL	blank target = 12.3pg/l
	BA10B-WO75-2210	15 pg/l	U	LB<RL	blank target = 12.3pg/l
	BA10C-WO30-2210	15 pg/l	U	LB<RL	blank target = 12.3pg/l
	BA10C-WO5-2210	15 pg/l	U	LB<RL	blank target = 12.3pg/l
	BA10C-WO55-2210	15 pg/l	U	LB<RL	blank target = 12.3pg/l
	BA10DC-WO20-2210	15 pg/l	U	LB<RL	blank target = 12.3pg/l
	BA10DC-WO5-2210	15 pg/l	U	LB<RL	blank target = 12.3pg/l
	BA1B-WO145-2210	15 pg/l	U	LB<RL	blank target = 3.76pg/l
	BA1B-WO5-2210	15 pg/l	U	LB<RL	blank target = 3.76pg/l
	BA1B-WO75-2210	15 pg/l	U	LB<RL	blank target = 3.76pg/l
	BA1C-WO30-2210	15 pg/l	U	LB<RL	blank target = 2.97pg/l
	BA1C-WO5-2210	15 pg/l	U	LB<RL	blank target = 2.97pg/l
	BA1C-WO55-2210	15 pg/l	U	LB<RL	blank target = 2.97pg/l
	BA1DC-WO20-2210	15 pg/l	U	EB<RL	blank target = 7.72pg/l
	BA1DC-WO20-2210	15 pg/l	U	LB<RL	blank target = 3.42pg/l
	BA1DC-WO35-2210	15 pg/l	U	EB<RL	blank target = 7.72pg/l
	BA1DC-WO35-2210	15 pg/l	U	LB<RL	blank target = 3.42pg/l
	BA1DC-WO5-2210	15 pg/l	U	EB<RL	blank target = 7.72pg/l
	BA1DC-WO5-2210	15 pg/l	U	LB<RL	blank target = 3.42pg/l
	BA1DC-WO5-2210-FD	15 pg/l	U	EB<RL	blank target = 7.72pg/l
	BA1DC-WO5-2210-FD	15 pg/l	U	LB<RL	blank target = 3.42pg/l
	BA2B-WO145-2210	15 pg/l	U	LB<RL	blank target = 3.76pg/l
	BA2B-WO5-2210	15 pg/l	U	LB<RL	blank target = 3.76pg/l
	BA2B-WO75-2210	15 pg/l	U	LB<RL	blank target = 3.76pg/l
	BA2C-WO30-2210	15 pg/l	U	LB<RL	blank target = 2.97pg/l
	BA2C-WO5-2210	15 pg/l	U	LB<RL	blank target = 2.97pg/l
	BA2C-WO55-2210	15 pg/l	U	LB<RL	blank target = 2.97pg/l
	BA2DC-WO20-2210	15 pg/l	U	EB<RL	blank target = 7.72pg/l
	BA2DC-WO20-2210	15 pg/l	U	LB<RL	blank target = 3.42pg/l
	BA2DC-WO35-2210	15 pg/l	U	EB<RL	blank target = 7.72pg/l
	BA2DC-WO35-2210	15 pg/l	U	LB<RL	blank target = 3.42pg/l
	BA2DC-WO5-2210	15 pg/l	U	EB<RL	blank target = 7.72pg/l

TABLE 3. Blank Contamination - Qualified Data

Method (Matrix) Analyte	Sample Identification	Result	Blank Contamination Qualifier*	Criteria	Comments
E1668 (Water)					
PCB-52	BA2DC-WO5-2210	15 pg/l	U	LB<RL	blank target = 3.42pg/l
	BA3B-WO145-2210	15 pg/l	U	LB<RL	blank target = 7.74pg/l
	BA3B-WO5-2210	15 pg/l	U	LB<RL	blank target = 7.74pg/l
	BA3B-WO80-2210	15 pg/l	U	LB<RL	blank target = 7.74pg/l
	BA3C-WO30-2210	15 pg/l	U	LB<RL	blank target = 2.97pg/l
	BA3C-WO5-2210	15 pg/l	U	LB<RL	blank target = 2.97pg/l
	BA3C-WO55-2210	15 pg/l	U	LB<RL	blank target = 3.22pg/l
	BA3DC-WO20-2210	15 pg/l	U	EB<RL	blank target = 7.72pg/l
	BA3DC-WO20-2210	15 pg/l	U	LB<RL	blank target = 3.42pg/l
	BA3DC-WO35-2210	15 pg/l	U	EB<RL	blank target = 7.72pg/l
	BA3DC-WO35-2210	15 pg/l	U	LB<RL	blank target = 3.42pg/l
	BA3DC-WO5-2210	15 pg/l	U	EB<RL	blank target = 7.72pg/l
	BA3DC-WO5-2210	15 pg/l	U	LB<RL	blank target = 3.42pg/l
	BA4B-WO145-2210	15 pg/l	U	LB<RL	blank target = 3.85pg/l
	BA4B-WO5-2210	15 pg/l	U	LB<RL	blank target = 3.85pg/l
	BA4B-WO75-2210	15 pg/l	U	LB<RL	blank target = 3.85pg/l
	BA4C-WO30-2210	15 pg/l	U	LB<RL	blank target = 3.22pg/l
	BA4C-WO5-2210	15 pg/l	U	LB<RL	blank target = 3.22pg/l
	BA4C-WO55-2210	15 pg/l	U	LB<RL	blank target = 3.22pg/l
	BA4C-WO55-2210-FD	15 pg/l	U	LB<RL	blank target = 3.22pg/l
	BA4C-WO55-2210-FD2	15 pg/l	U	LB<RL	blank target = 3.22pg/l
	BA4DC-WO20-2210	15 pg/l	U	LB<RL	blank target = 12.9pg/l
	BA4DC-WO35-2210	15 pg/l	U	LB<RL	blank target = 12.9pg/l
	BA4DC-WO5-2210	15 pg/l	U	LB<RL	blank target = 12.9pg/l
	BA5B-WO5-2210	15 pg/l	U	LB<RL	blank target = 7.74pg/l
	BA5B-WO75-2210	15 pg/l	U	LB<RL	blank target = 7.74pg/l
	BA5C-WO30-2210	15 pg/l	U	LB<RL	blank target = 3.22pg/l
	BA5C-WO5-2210	15 pg/l	U	LB<RL	blank target = 3.22pg/l
	BA5C-WO55-2210	15 pg/l	U	LB<RL	blank target = 3.22pg/l
	BA5DC-WO20-2210	15 pg/l	U	LB<RL	blank target = 12.9pg/l
	BA5DC-WO35-2210	15 pg/l	U	LB<RL	blank target = 12.9pg/l
	BA5DC-WO35-2210-FD	20.5 pg/l	U	LB<RL	blank target = 12.9pg/l
	BA5DC-WO5-2210	15 pg/l	U	LB<RL	blank target = 12.9pg/l

TABLE 3. Blank Contamination - Qualified Data

Method (Matrix) Analyte	Sample Identification	Result	Blank Contamination Qualifier*	Criteria	Comments
E1668 (Water)					
PCB-52	BA6BC-WO50-2210	15 pg/l	U	LB<RL	blank target = 3.22pg/l
	BA6BC-WO5-2210	17 pg/l	U	LB<RL	blank target = 3.22pg/l
	BA6B-WO145-2210	24.8 pg/l	U	LB<RL	blank target = 7.74pg/l
	BA6B-WO5-2210	15 pg/l	U	EB<RL	blank target = 4.07pg/l
	BA6B-WO5-2210	15 pg/l	U	LB<RL	blank target = 7.74pg/l
	BA6B-WO75-2210	17.3 pg/l	U	EB<RL	blank target = 4.07pg/l
	BA6B-WO75-2210	17.3 pg/l	U	LB<RL	blank target = 7.74pg/l
	BA6C-WO30-2210	15 pg/l	U	LB<RL	blank target = 3.22pg/l
	BA6C-WO5-2210	15 pg/l	U	LB<RL	blank target = 3.22pg/l
	BA6C-WO55-2210	15 pg/l	U	LB<RL	blank target = 3.22pg/l
	BA6DC-WO20-2210	15 pg/l	U	LB<RL	blank target = 12.9pg/l
	BA6DC-WO35-2210	15 pg/l	U	LB<RL	blank target = 12.9pg/l
	BA6DC-WO5-2210	15 pg/l	U	LB<RL	blank target = 12.9pg/l
	BA7BC-WO50-2210	15 pg/l	U	LB<RL	blank target = 3.85pg/l
	BA7BC-WO5-2210	15 pg/l	U	LB<RL	blank target = 3.85pg/l
	BA7BC-WO95-2210	18.4 pg/l	U	LB<RL	blank target = 3.85pg/l
	BA7B-WO145-2210	20.2 pg/l	U	EB<RL	blank target = 4.07pg/l
	BA7B-WO145-2210	20.2 pg/l	U	LB<RL	blank target = 7.74pg/l
	BA7B-WO5-2210	15 pg/l	U	EB<RL	blank target = 4.07pg/l
	BA7B-WO5-2210	15 pg/l	U	LB<RL	blank target = 2.74pg/l
	BA7B-WO75-2210	15 pg/l	U	EB<RL	blank target = 4.07pg/l
	BA7B-WO75-2210	15 pg/l	U	LB<RL	blank target = 7.74pg/l
	BA7DC-WO20-2210	15 pg/l	U	LB<RL	blank target = 4.38pg/l
	BA7DC-WO35-2210	21.7 pg/l	U	LB<RL	blank target = 12.9pg/l
	BA7DC-WO35-2210-FD	15 pg/l	U	LB<RL	blank target = 12.9pg/l
	BA7DC-WO35-2210-FD2	15 pg/l	U	LB<RL	blank target = 12.9pg/l
	BA7DC-WO5-2210	15 pg/l	U	LB<RL	blank target = 4.38pg/l
	BA8BC-WO50-2210	15 pg/l	U	LB<RL	blank target = 3.85pg/l
	BA8BC-WO5-2210	15 pg/l	U	LB<RL	blank target = 3.85pg/l
	BA8BC-WO95-2210	15 pg/l	U	LB<RL	blank target = 3.85pg/l
	BA8B-WO145-2210	15 pg/l	U	LB<RL	blank target = 3.85pg/l
	BA8B-WO5-2210	15 pg/l	U	LB<RL	blank target = 3.85pg/l
	BA8DC-WO20-2210	15 pg/l	U	LB<RL	blank target = 12.3pg/l

TABLE 3. Blank Contamination - Qualified Data

Method (Matrix) Analyte	Sample Identification	Result	Blank Contamination Qualifier*	Criteria	Comments
E1668 (Water)					
PCB-52	BA8DC-WO35-2210	15 pg/l	U	LB<RL	blank target = 12.3pg/l
	BA8DC-WO5-2210	15 pg/l	U	LB<RL	blank target = 12.3pg/l
	BA9BC-WO50-2210	15 pg/l	U	EB<RL	blank target = 4.07pg/l
	BA9BC-WO50-2210	15 pg/l	U	LB<RL	blank target = 2.74pg/l
	BA9BC-WO5-2210	15 pg/l	U	EB<RL	blank target = 4.07pg/l
	BA9BC-WO5-2210	15 pg/l	U	LB<RL	blank target = 2.74pg/l
	BA9BC-WO95-2210	15 pg/l	U	EB<RL	blank target = 4.07pg/l
	BA9BC-WO95-2210	15 pg/l	U	LB<RL	blank target = 2.74pg/l
	BA9B-WO145-2210	11 pg/l	U	EB<RL	blank target = 8.8pg/l
	BA9B-WO5-2210	15 pg/l	U	EB<RL	blank target = 4.07pg/l
	BA9B-WO5-2210	15 pg/l	U	LB<RL	blank target = 2.74pg/l
	BA9B-WO75-2210	15 pg/l	U	EB<RL	blank target = 4.07pg/l
	BA9B-WO75-2210	15 pg/l	U	LB<RL	blank target = 2.74pg/l
	BA9C-WO30-2210	15 pg/l	U	EB<RL	blank target = 4.07pg/l
	BA9C-WO30-2210	15 pg/l	U	LB<RL	blank target = 2.74pg/l
	BA9C-WO5-2210	15 pg/l	U	EB<RL	blank target = 4.07pg/l
	BA9C-WO5-2210	15 pg/l	U	LB<RL	blank target = 2.74pg/l
	BA9C-WO55-2210	15 pg/l	U	EB<RL	blank target = 4.07pg/l
	BA9C-WO55-2210	15 pg/l	U	LB<RL	blank target = 2.74pg/l
	BA9DC-WO20-2210	15 pg/l	U	LB<RL	blank target = 12.3pg/l
	BA9DC-WO35-2210	17.1 pg/l	U	LB<RL	blank target = 12.3pg/l
	BA9DC-WO35-2210-FD	15 pg/l	U	LB<RL	blank target = 12.3pg/l
	BA9DC-WO5-2210	15 pg/l	U	LB<RL	blank target = 12.3pg/l
	T11-WO5-2210	6.56 pg/l	U	EB<RL	blank target = 8.8pg/l
	W1-WO30-2210	15 pg/l	U	EB<RL	blank target = 7.72pg/l
	W1-WO30-2210	15 pg/l	U	LB<RL	blank target = 3.42pg/l
	W1-WO5-2210	15 pg/l	U	EB<RL	blank target = 7.72pg/l
	W1-WO5-2210	15 pg/l	U	LB<RL	blank target = 3.42pg/l
	W1-WO55-2210	15 pg/l	U	EB<RL	blank target = 7.72pg/l
	W1-WO55-2210	15 pg/l	U	LB<RL	blank target = 3.42pg/l
	W2-WO100-2210	15 pg/l	U	EB<RL	blank target = 7.72pg/l
	W2-WO100-2210	15 pg/l	U	LB<RL	blank target = 3.42pg/l
	W2-WO195-2210	15 pg/l	U	EB<RL	blank target = 7.72pg/l

TABLE 3. Blank Contamination - Qualified Data

Method (Matrix) Analyte	Sample Identification	Result	Blank Contamination Qualifier*	Criteria	Comments
E1668 (Water)					
PCB-52	W2-WO195-2210	15 pg/l	U	LB<RL	blank target = 3.42pg/l
	W2-WO5-2210	15 pg/l	U	EB<RL	blank target = 7.72pg/l
	W2-WO5-2210	15 pg/l	U	LB<RL	blank target = 3.42pg/l
	W3-WO100-2210	15 pg/l	U	LB<RL	blank target = 3.85pg/l
	W3-WO195-2210	15 pg/l	U	LB<RL	blank target = 3.85pg/l
	W3-WO5-2210	15 pg/l	U	LB<RL	blank target = 3.85pg/l
	W4-WO100-2210	15 pg/l	U	LB<RL	blank target = 3.85pg/l
	W4-WO195-2210	15 pg/l	U	LB<RL	blank target = 3.85pg/l
	W4-WO5-2210	16.8 pg/l	U	LB<RL	blank target = 3.85pg/l
	W5-WO30-2210	7.5 pg/l	U	LB<RL	blank target = 4.38pg/l
	W5-WO5-2210	7.5 pg/l	U	LB<RL	blank target = 4.38pg/l
	W5-WO55-2210	7.5 pg/l	U	LB<RL	blank target = 4.38pg/l
	W5-WO55-2210-FD	7.5 pg/l	U	LB<RL	blank target = 4.38pg/l
PCB-61/70/74/76	BA10B-WO145-2210	15 pg/l	U	LB<RL	blank target = 7.15pg/l
	BA10B-WO5-2210	15 pg/l	U	LB<RL	blank target = 7.15pg/l
	BA10B-WO75-2210	15 pg/l	U	LB<RL	blank target = 7.15pg/l
	BA10C-WO30-2210	15 pg/l	U	LB<RL	blank target = 7.15pg/l
	BA10C-WO5-2210	15 pg/l	U	LB<RL	blank target = 7.15pg/l
	BA10C-WO55-2210	15 pg/l	U	LB<RL	blank target = 7.15pg/l
	BA10DC-WO20-2210	15 pg/l	U	LB<RL	blank target = 7.15pg/l
	BA10DC-WO35-2210	15 pg/l	U	LB<RL	blank target = 3.42pg/l
	BA10DC-WO5-2210	15 pg/l	U	LB<RL	blank target = 7.15pg/l
	BA1B-WO145-2210	15 pg/l	U	LB<RL	blank target = 5.23pg/l
	BA1B-WO5-2210	15 pg/l	U	LB<RL	blank target = 5.23pg/l
	BA1B-WO75-2210	15 pg/l	U	LB<RL	blank target = 5.23pg/l
	BA1C-WO30-2210	15 pg/l	U	LB<RL	blank target = 2.39pg/l
	BA1C-WO5-2210	15 pg/l	U	LB<RL	blank target = 2.39pg/l
	BA1C-WO55-2210	15 pg/l	U	LB<RL	blank target = 2.39pg/l
	BA1DC-WO20-2210	15 pg/l	U	LB<RL	blank target = 2.5pg/l
	BA1DC-WO35-2210	15 pg/l	U	LB<RL	blank target = 2.5pg/l
	BA1DC-WO5-2210	15 pg/l	U	LB<RL	blank target = 2.5pg/l
	BA1DC-WO5-2210-FD	15 pg/l	U	LB<RL	blank target = 2.5pg/l
	BA2B-WO145-2210	15 pg/l	U	LB<RL	blank target = 5.23pg/l

TABLE 3. Blank Contamination - Qualified Data

Method (Matrix) Analyte	Sample Identification	Result	Blank Contamination Qualifier*	Criteria	Comments
E1668 (Water)					
PCB-61/70/74/76	BA2B-WO5-2210	15 pg/l	U	LB<RL	blank target = 5.23pg/l
	BA2B-WO75-2210	15 pg/l	U	LB<RL	blank target = 5.23pg/l
	BA2C-WO30-2210	15 pg/l	U	LB<RL	blank target = 2.39pg/l
	BA2C-WO5-2210	15 pg/l	U	LB<RL	blank target = 2.39pg/l
	BA2C-WO55-2210	15 pg/l	U	LB<RL	blank target = 2.39pg/l
	BA2DC-WO20-2210	15 pg/l	U	LB<RL	blank target = 2.5pg/l
	BA2DC-WO35-2210	15 pg/l	U	LB<RL	blank target = 2.5pg/l
	BA2DC-WO5-2210	15 pg/l	U	LB<RL	blank target = 2.5pg/l
	BA3B-WO145-2210	15 pg/l	U	LB<RL	blank target = 5.35pg/l
	BA3B-WO5-2210	15 pg/l	U	LB<RL	blank target = 5.35pg/l
	BA3B-WO80-2210	15 pg/l	U	LB<RL	blank target = 5.35pg/l
	BA3C-WO30-2210	15 pg/l	U	LB<RL	blank target = 2.39pg/l
	BA3C-WO5-2210	15 pg/l	U	LB<RL	blank target = 2.39pg/l
	BA3C-WO55-2210	15 pg/l	U	LB<RL	blank target = 3.02pg/l
	BA3DC-WO20-2210	15 pg/l	U	LB<RL	blank target = 2.5pg/l
	BA3DC-WO35-2210	15 pg/l	U	LB<RL	blank target = 2.5pg/l
	BA3DC-WO5-2210	15 pg/l	U	LB<RL	blank target = 2.5pg/l
	BA4B-WO145-2210	15 pg/l	U	LB<RL	blank target = 3.96pg/l
	BA4B-WO5-2210	15 pg/l	U	LB<RL	blank target = 3.96pg/l
	BA4B-WO75-2210	15 pg/l	U	LB<RL	blank target = 3.96pg/l
	BA4C-WO30-2210	15 pg/l	U	LB<RL	blank target = 3.02pg/l
	BA4C-WO5-2210	15 pg/l	U	LB<RL	blank target = 3.02pg/l
	BA4C-WO55-2210	15 pg/l	U	LB<RL	blank target = 3.02pg/l
	BA4C-WO55-2210-FD	15 pg/l	U	LB<RL	blank target = 3.02pg/l
	BA4C-WO55-2210-FD2	15 pg/l	U	LB<RL	blank target = 3.02pg/l
	BA4DC-WO20-2210	15 pg/l	U	LB<RL	blank target = 2.9pg/l
	BA4DC-WO35-2210	15 pg/l	U	LB<RL	blank target = 2.9pg/l
	BA4DC-WO5-2210	15 pg/l	U	LB<RL	blank target = 2.9pg/l
	BA5B-WO5-2210	15 pg/l	U	LB<RL	blank target = 5.35pg/l
	BA5B-WO75-2210	15 pg/l	U	LB<RL	blank target = 5.35pg/l
	BA5C-WO30-2210	15 pg/l	U	LB<RL	blank target = 3.02pg/l
	BA5C-WO5-2210	15 pg/l	U	LB<RL	blank target = 3.02pg/l
	BA5C-WO55-2210	15 pg/l	U	LB<RL	blank target = 3.02pg/l

TABLE 3. Blank Contamination - Qualified Data

Method (Matrix) Analyte	Sample Identification	Result	Blank Contamination Qualifier*	Criteria	Comments
E1668 (Water)					
PCB-61/70/74/76	BA5DC-WO20-2210	15 pg/l	U	LB<RL	blank target = 2.9pg/l
	BA5DC-WO35-2210	15 pg/l	U	LB<RL	blank target = 2.9pg/l
	BA5DC-WO5-2210	15 pg/l	U	LB<RL	blank target = 2.9pg/l
	BA6BC-WO50-2210	15 pg/l	U	LB<RL	blank target = 3.02pg/l
	BA6BC-WO5-2210	17 pg/l	U	LB<RL	blank target = 3.02pg/l
	BA6B-WO145-2210	22.4 pg/l	U	LB<RL	blank target = 5.35pg/l
	BA6B-WO5-2210	15 pg/l	U	EB<RL	blank target = 2.7pg/l
	BA6B-WO5-2210	15 pg/l	U	LB<RL	blank target = 5.35pg/l
	BA6B-WO75-2210	15 pg/l	U	EB<RL	blank target = 2.7pg/l
	BA6B-WO75-2210	15 pg/l	U	LB<RL	blank target = 5.35pg/l
	BA6C-WO30-2210	15 pg/l	U	LB<RL	blank target = 3.02pg/l
	BA6C-WO5-2210	15 pg/l	U	LB<RL	blank target = 3.02pg/l
	BA6C-WO55-2210	15 pg/l	U	LB<RL	blank target = 3.02pg/l
	BA6DC-WO20-2210	15 pg/l	U	LB<RL	blank target = 2.9pg/l
	BA6DC-WO35-2210	15 pg/l	U	LB<RL	blank target = 2.9pg/l
	BA6DC-WO5-2210	15 pg/l	U	LB<RL	blank target = 2.9pg/l
	BA7BC-WO50-2210	15 pg/l	U	LB<RL	blank target = 3.96pg/l
	BA7BC-WO5-2210	15 pg/l	U	LB<RL	blank target = 3.96pg/l
	BA7BC-WO95-2210	16.9 pg/l	U	LB<RL	blank target = 3.96pg/l
	BA7B-WO145-2210	20 pg/l	U	LB<RL	blank target = 5.35pg/l
	BA7B-WO5-2210	15 pg/l	U	EB<RL	blank target = 2.7pg/l
	BA7B-WO5-2210	15 pg/l	U	LB<RL	blank target = 1.94pg/l
	BA7B-WO75-2210	15 pg/l	U	EB<RL	blank target = 2.7pg/l
	BA7B-WO75-2210	15 pg/l	U	LB<RL	blank target = 5.35pg/l
	BA7C-WO30-2210	15 pg/l	U	LB<RL	blank target = 3.42pg/l
	BA7C-WO5-2210	15 pg/l	U	LB<RL	blank target = 3.42pg/l
	BA7C-WO55-2210	15.4 pg/l	U	LB<RL	blank target = 3.42pg/l
	BA7DC-WO20-2210	15 pg/l	U	LB<RL	blank target = 2.91pg/l
	BA7DC-WO35-2210	15 pg/l	U	LB<RL	blank target = 2.9pg/l
	BA7DC-WO35-2210-FD	15 pg/l	U	LB<RL	blank target = 2.9pg/l
	BA7DC-WO35-2210-FD2	15 pg/l	U	LB<RL	blank target = 2.9pg/l
	BA7DC-WO5-2210	15 pg/l	U	LB<RL	blank target = 2.91pg/l
	BA8BC-WO50-2210	15 pg/l	U	LB<RL	blank target = 3.96pg/l

TABLE 3. Blank Contamination - Qualified Data

Method (Matrix) Analyte	Sample Identification	Result	Blank Contamination Qualifier*	Criteria	Comments
E1668 (Water)					
PCB-61/70/74/76	BA8BC-WO5-2210	15 pg/l	U	LB<RL	blank target = 3.96pg/l
	BA8BC-WO95-2210	15 pg/l	U	LB<RL	blank target = 3.96pg/l
	BA8B-WO145-2210	15 pg/l	U	LB<RL	blank target = 3.96pg/l
	BA8B-WO5-2210	15 pg/l	U	LB<RL	blank target = 3.96pg/l
	BA8B-WO75-2210	15 pg/l	U	LB<RL	blank target = 3.96pg/l
	BA8C-WO30-2210	15 pg/l	U	LB<RL	blank target = 3.42pg/l
	BA8C-WO5-2210	15 pg/l	U	LB<RL	blank target = 3.42pg/l
	BA8C-WO55-2210	15 pg/l	U	LB<RL	blank target = 3.42pg/l
	BA8C-WO55-2210-FD	15 pg/l	U	LB<RL	blank target = 3.42pg/l
	BA8C-WO55-2210-FD2	15 pg/l	U	LB<RL	blank target = 3.42pg/l
	BA8DC-WO20-2210	15 pg/l	U	LB<RL	blank target = 7.15pg/l
	BA8DC-WO35-2210	15 pg/l	U	LB<RL	blank target = 7.15pg/l
	BA8DC-WO5-2210	15 pg/l	U	LB<RL	blank target = 7.15pg/l
	BA9BC-WO50-2210	15 pg/l	U	EB<RL	blank target = 2.7pg/l
	BA9BC-WO50-2210	15 pg/l	U	LB<RL	blank target = 1.94pg/l
	BA9BC-WO5-2210	15 pg/l	U	EB<RL	blank target = 2.7pg/l
	BA9BC-WO5-2210	15 pg/l	U	LB<RL	blank target = 1.94pg/l
	BA9BC-WO95-2210	15 pg/l	U	EB<RL	blank target = 2.7pg/l
	BA9BC-WO95-2210	15 pg/l	U	LB<RL	blank target = 1.94pg/l
	BA9B-WO145-2210	15 pg/l	U	EB<RL	blank target = 4.43pg/l
	BA9B-WO145-2210	15 pg/l	U	LB<RL	blank target = 3.42pg/l
	BA9B-WO5-2210	15 pg/l	U	EB<RL	blank target = 2.7pg/l
	BA9B-WO5-2210	15 pg/l	U	LB<RL	blank target = 1.94pg/l
	BA9B-WO75-2210	15 pg/l	U	EB<RL	blank target = 2.7pg/l
	BA9B-WO75-2210	15 pg/l	U	LB<RL	blank target = 1.94pg/l
	BA9C-WO30-2210	15 pg/l	U	EB<RL	blank target = 2.7pg/l
	BA9C-WO30-2210	15 pg/l	U	LB<RL	blank target = 1.94pg/l
	BA9C-WO5-2210	15 pg/l	U	EB<RL	blank target = 2.7pg/l
	BA9C-WO5-2210	15 pg/l	U	LB<RL	blank target = 1.94pg/l
	BA9C-WO55-2210	15 pg/l	U	EB<RL	blank target = 2.7pg/l
	BA9C-WO55-2210	15 pg/l	U	LB<RL	blank target = 1.94pg/l
	BA9DC-WO20-2210	15 pg/l	U	LB<RL	blank target = 7.15pg/l
	BA9DC-WO35-2210	15 pg/l	U	LB<RL	blank target = 7.15pg/l

TABLE 3. Blank Contamination - Qualified Data

Method (Matrix) Analyte	Sample Identification	Result	Blank Contamination Qualifier*	Criteria	Comments
E1668 (Water)					
PCB-61/70/74/76	BA9DC-WO35-2210-FD	15 pg/l	U	LB<RL	blank target = 7.15pg/l
	BA9DC-WO5-2210	15 pg/l	U	LB<RL	blank target = 7.15pg/l
	T11-WO30-2210	15 pg/l	U	EB<RL	blank target = 4.43pg/l
	T11-WO30-2210	15 pg/l	U	LB<RL	blank target = 3.42pg/l
	T11-WO5-2210	15 pg/l	U	EB<RL	blank target = 4.43pg/l
	T11-WO5-2210	15 pg/l	U	LB<RL	blank target = 3.42pg/l
	W1-WO30-2210	15 pg/l	U	LB<RL	blank target = 2.5pg/l
	W1-WO5-2210	15 pg/l	U	LB<RL	blank target = 2.5pg/l
	W1-WO55-2210	15 pg/l	U	LB<RL	blank target = 2.5pg/l
	W2-WO100-2210	15 pg/l	U	LB<RL	blank target = 2.5pg/l
	W2-WO195-2210	15 pg/l	U	LB<RL	blank target = 2.5pg/l
	W2-WO5-2210	15 pg/l	U	LB<RL	blank target = 2.5pg/l
	W3-WO100-2210	15 pg/l	U	LB<RL	blank target = 3.96pg/l
	W3-WO195-2210	15 pg/l	U	LB<RL	blank target = 3.96pg/l
	W3-WO5-2210	15 pg/l	U	LB<RL	blank target = 3.96pg/l
	W4-WO100-2210	15 pg/l	U	LB<RL	blank target = 3.96pg/l
	W4-WO195-2210	15 pg/l	U	LB<RL	blank target = 3.96pg/l
	W4-WO5-2210	15 pg/l	U	LB<RL	blank target = 3.96pg/l
	W5-WO30-2210	7.5 pg/l	U	LB<RL	blank target = 2.91pg/l
	W5-WO5-2210	7.5 pg/l	U	LB<RL	blank target = 2.91pg/l
	W5-WO55-2210	7.5 pg/l	U	LB<RL	blank target = 2.91pg/l
	W5-WO55-2210-FD	7.5 pg/l	U	LB<RL	blank target = 2.91pg/l
PCB-66	BA10B-WO145-2210	15 pg/l	U	LB<RL	blank target = 3.72pg/l
	BA10B-WO5-2210	15 pg/l	U	LB<RL	blank target = 3.72pg/l
	BA10B-WO75-2210	15 pg/l	U	LB<RL	blank target = 3.72pg/l
	BA10C-WO30-2210	15 pg/l	U	LB<RL	blank target = 3.72pg/l
	BA10C-WO5-2210	15 pg/l	U	LB<RL	blank target = 3.72pg/l
	BA10C-WO55-2210	15 pg/l	U	LB<RL	blank target = 3.72pg/l
	BA10DC-WO20-2210	15 pg/l	U	LB<RL	blank target = 3.72pg/l
	BA10DC-WO35-2210	15 pg/l	U	LB<RL	blank target = 1.62pg/l
	BA10DC-WO5-2210	15 pg/l	U	LB<RL	blank target = 3.72pg/l
	BA1B-WO145-2210	15 pg/l	U	LB<RL	blank target = 2.32pg/l
	BA1B-WO5-2210	15 pg/l	U	LB<RL	blank target = 2.32pg/l

TABLE 3. Blank Contamination - Qualified Data

Method (Matrix) Analyte	Sample Identification	Result	Blank Contamination Qualifier*	Criteria	Comments
E1668 (Water)					
PCB-66	BA1B-WO75-2210	15 pg/l	U	LB<RL	blank target = 2.32pg/l
	BA1C-WO30-2210	15 pg/l	U	LB<RL	blank target = 0.78pg/l
	BA1C-WO5-2210	15 pg/l	U	LB<RL	blank target = 0.78pg/l
	BA1C-WO55-2210	15 pg/l	U	LB<RL	blank target = 0.78pg/l
	BA1DC-WO35-2210	3.97 pg/l	U	EB<RL	blank target = 4.45pg/l
	BA1DC-WO5-2210	2.2 pg/l	U	EB<RL	blank target = 4.45pg/l
	BA1DC-WO5-2210-FD	1.4 pg/l	U	EB<RL	blank target = 4.45pg/l
	BA2B-WO145-2210	15 pg/l	U	LB<RL	blank target = 2.32pg/l
	BA2B-WO5-2210	15 pg/l	U	LB<RL	blank target = 2.32pg/l
	BA2B-WO75-2210	15 pg/l	U	LB<RL	blank target = 2.32pg/l
	BA2C-WO30-2210	15 pg/l	U	LB<RL	blank target = 0.78pg/l
	BA2C-WO5-2210	15 pg/l	U	LB<RL	blank target = 0.78pg/l
	BA2C-WO55-2210	15 pg/l	U	LB<RL	blank target = 0.78pg/l
	BA2DC-WO20-2210	1.89 pg/l	U	EB<RL	blank target = 4.45pg/l
	BA2DC-WO35-2210	5.57 pg/l	U	EB<RL	blank target = 4.45pg/l
	BA2DC-WO5-2210	1.31 pg/l	U	EB<RL	blank target = 4.45pg/l
	BA3B-WO145-2210	15 pg/l	U	LB<RL	blank target = 2.5pg/l
	BA3B-WO5-2210	15 pg/l	U	LB<RL	blank target = 2.5pg/l
	BA3B-WO80-2210	15 pg/l	U	LB<RL	blank target = 2.5pg/l
	BA3C-WO30-2210	15 pg/l	U	LB<RL	blank target = 0.78pg/l
	BA3C-WO5-2210	15 pg/l	U	LB<RL	blank target = 0.78pg/l
	BA3C-WO55-2210	15 pg/l	U	LB<RL	blank target = 1.27pg/l
	BA3DC-WO20-2210	1.6 pg/l	U	EB<RL	blank target = 4.45pg/l
	BA3DC-WO35-2210	4.75 pg/l	U	EB<RL	blank target = 4.45pg/l
	BA3DC-WO5-2210	1.91 pg/l	U	EB<RL	blank target = 4.45pg/l
	BA4B-WO145-2210	15 pg/l	U	LB<RL	blank target = 1.74pg/l
	BA4B-WO5-2210	15 pg/l	U	LB<RL	blank target = 1.74pg/l
	BA4B-WO75-2210	15 pg/l	U	LB<RL	blank target = 1.74pg/l
	BA4C-WO30-2210	15 pg/l	U	LB<RL	blank target = 1.27pg/l
	BA4C-WO5-2210	15 pg/l	U	LB<RL	blank target = 1.27pg/l
	BA4C-WO55-2210	15 pg/l	U	LB<RL	blank target = 1.27pg/l
	BA4C-WO55-2210-FD	15 pg/l	U	LB<RL	blank target = 1.27pg/l
	BA4C-WO55-2210-FD2	15 pg/l	U	LB<RL	blank target = 1.27pg/l

TABLE 3. Blank Contamination - Qualified Data

Method (Matrix) Analyte	Sample Identification	Result	Blank Contamination Qualifier*	Criteria	Comments
E1668 (Water)					
PCB-66	BA4DC-WO20-2210	15 pg/l	U	LB<RL	blank target = 1.37pg/l
	BA4DC-WO35-2210	15 pg/l	U	LB<RL	blank target = 1.37pg/l
	BA4DC-WO5-2210	15 pg/l	U	LB<RL	blank target = 1.37pg/l
	BA5B-WO5-2210	15 pg/l	U	LB<RL	blank target = 2.5pg/l
	BA5B-WO75-2210	15 pg/l	U	LB<RL	blank target = 2.5pg/l
	BA5C-WO30-2210	15 pg/l	U	LB<RL	blank target = 1.27pg/l
	BA5C-WO5-2210	15 pg/l	U	LB<RL	blank target = 1.27pg/l
	BA5C-WO55-2210	15 pg/l	U	LB<RL	blank target = 1.27pg/l
	BA5DC-WO20-2210	15 pg/l	U	LB<RL	blank target = 1.37pg/l
	BA5DC-WO35-2210	15 pg/l	U	LB<RL	blank target = 1.37pg/l
	BA5DC-WO5-2210	15 pg/l	U	LB<RL	blank target = 1.37pg/l
	BA6BC-WO50-2210	15 pg/l	U	LB<RL	blank target = 1.27pg/l
	BA6BC-WO5-2210	17 pg/l	U	LB<RL	blank target = 1.27pg/l
	BA6B-WO5-2210	15 pg/l	U	EB<RL	blank target = 1.16pg/l
	BA6B-WO5-2210	15 pg/l	U	LB<RL	blank target = 2.5pg/l
	BA6B-WO75-2210	15 pg/l	U	EB<RL	blank target = 1.16pg/l
	BA6B-WO75-2210	15 pg/l	U	LB<RL	blank target = 2.5pg/l
	BA6C-WO30-2210	15 pg/l	U	LB<RL	blank target = 1.27pg/l
	BA6C-WO5-2210	15 pg/l	U	LB<RL	blank target = 1.27pg/l
	BA6C-WO55-2210	15 pg/l	U	LB<RL	blank target = 1.27pg/l
	BA6DC-WO20-2210	15 pg/l	U	LB<RL	blank target = 1.37pg/l
	BA6DC-WO35-2210	15 pg/l	U	LB<RL	blank target = 1.37pg/l
	BA6DC-WO5-2210	15 pg/l	U	LB<RL	blank target = 1.37pg/l
	BA7BC-WO50-2210	15 pg/l	U	LB<RL	blank target = 1.74pg/l
	BA7BC-WO5-2210	15 pg/l	U	LB<RL	blank target = 1.74pg/l
	BA7B-WO145-2210	15 pg/l	U	LB<RL	blank target = 2.5pg/l
	BA7B-WO5-2210	15 pg/l	U	EB<RL	blank target = 1.16pg/l
	BA7B-WO5-2210	15 pg/l	U	LB<RL	blank target = 0.818pg/l
	BA7B-WO75-2210	15 pg/l	U	EB<RL	blank target = 1.16pg/l
	BA7B-WO75-2210	15 pg/l	U	LB<RL	blank target = 2.5pg/l
	BA7C-WO30-2210	15 pg/l	U	LB<RL	blank target = 1.62pg/l
	BA7C-WO5-2210	15 pg/l	U	LB<RL	blank target = 1.62pg/l
	BA7DC-WO20-2210	15 pg/l	U	LB<RL	blank target = 0.89pg/l

TABLE 3. Blank Contamination - Qualified Data

Method (Matrix) Analyte	Sample Identification	Result	Blank Contamination Qualifier*	Criteria	Comments
E1668 (Water)					
PCB-66	BA7DC-WO35-2210-FD	15 pg/l	U	LB<RL	blank target = 1.37pg/l
	BA7DC-WO35-2210-FD2	15 pg/l	U	LB<RL	blank target = 1.37pg/l
	BA7DC-WO5-2210	15 pg/l	U	LB<RL	blank target = 0.89pg/l
	BA8BC-WO50-2210	15 pg/l	U	LB<RL	blank target = 1.74pg/l
	BA8BC-WO5-2210	15 pg/l	U	LB<RL	blank target = 1.74pg/l
	BA8BC-WO95-2210	15 pg/l	U	LB<RL	blank target = 1.74pg/l
	BA8B-WO145-2210	15 pg/l	U	LB<RL	blank target = 1.74pg/l
	BA8B-WO5-2210	15 pg/l	U	LB<RL	blank target = 1.74pg/l
	BA8B-WO75-2210	15 pg/l	U	LB<RL	blank target = 1.74pg/l
	BA8C-WO30-2210	15 pg/l	U	LB<RL	blank target = 1.62pg/l
	BA8C-WO5-2210	15 pg/l	U	LB<RL	blank target = 1.62pg/l
	BA8C-WO55-2210	15 pg/l	U	LB<RL	blank target = 1.62pg/l
	BA8C-WO55-2210-FD	15 pg/l	U	LB<RL	blank target = 1.62pg/l
	BA8C-WO55-2210-FD2	15 pg/l	U	LB<RL	blank target = 1.62pg/l
	BA8DC-WO20-2210	15 pg/l	U	LB<RL	blank target = 3.72pg/l
	BA8DC-WO5-2210	15 pg/l	U	LB<RL	blank target = 3.72pg/l
	BA9BC-WO50-2210	15 pg/l	U	EB<RL	blank target = 1.16pg/l
	BA9BC-WO50-2210	15 pg/l	U	LB<RL	blank target = 0.818pg/l
	BA9BC-WO5-2210	15 pg/l	U	EB<RL	blank target = 1.16pg/l
	BA9BC-WO5-2210	15 pg/l	U	LB<RL	blank target = 0.818pg/l
	BA9BC-WO95-2210	4.44 pg/l	U	EB<RL	blank target = 1.16pg/l
	BA9B-WO145-2210	15 pg/l	U	EB<RL	blank target = 1.9pg/l
	BA9B-WO145-2210	15 pg/l	U	LB<RL	blank target = 1.62pg/l
	BA9B-WO5-2210	15 pg/l	U	EB<RL	blank target = 1.16pg/l
	BA9B-WO5-2210	15 pg/l	U	LB<RL	blank target = 0.818pg/l
	BA9B-WO75-2210	15 pg/l	U	EB<RL	blank target = 1.16pg/l
	BA9B-WO75-2210	15 pg/l	U	LB<RL	blank target = 0.818pg/l
	BA9C-WO30-2210	15 pg/l	U	EB<RL	blank target = 1.16pg/l
	BA9C-WO30-2210	15 pg/l	U	LB<RL	blank target = 0.818pg/l
	BA9C-WO5-2210	15 pg/l	U	EB<RL	blank target = 1.16pg/l
	BA9C-WO5-2210	15 pg/l	U	LB<RL	blank target = 0.818pg/l
	BA9C-WO55-2210	15 pg/l	U	EB<RL	blank target = 1.16pg/l
	BA9C-WO55-2210	15 pg/l	U	LB<RL	blank target = 0.818pg/l

TABLE 3. Blank Contamination - Qualified Data

Method (Matrix) Analyte	Sample Identification	Result	Blank Contamination Qualifier*	Criteria	Comments
E1668 (Water)					
PCB-66	BA9DC-WO20-2210	15 pg/l	U	LB<RL	blank target = 3.72pg/l
	BA9DC-WO35-2210	15 pg/l	U	LB<RL	blank target = 3.72pg/l
	BA9DC-WO35-2210-FD	15 pg/l	U	LB<RL	blank target = 3.72pg/l
	BA9DC-WO5-2210	15 pg/l	U	LB<RL	blank target = 3.72pg/l
	T11-WO30-2210	15 pg/l	U	EB<RL	blank target = 1.9pg/l
	T11-WO30-2210	15 pg/l	U	LB<RL	blank target = 1.62pg/l
	T11-WO5-2210	15 pg/l	U	EB<RL	blank target = 1.9pg/l
	T11-WO5-2210	15 pg/l	U	LB<RL	blank target = 1.62pg/l
	W1-WO30-2210	1.65 pg/l	U	EB<RL	blank target = 4.45pg/l
	W1-WO55-2210	8.02 pg/l	U	EB<RL	blank target = 4.45pg/l
	W2-WO100-2210	1.01 pg/l	U	EB<RL	blank target = 4.45pg/l
	W2-WO195-2210	2.16 pg/l	U	EB<RL	blank target = 4.45pg/l
	W2-WO5-2210	1 pg/l	U	EB<RL	blank target = 4.45pg/l
	W3-WO100-2210	15 pg/l	U	LB<RL	blank target = 1.74pg/l
	W3-WO195-2210	15 pg/l	U	LB<RL	blank target = 1.74pg/l
	W3-WO5-2210	15 pg/l	U	LB<RL	blank target = 1.74pg/l
	W4-WO100-2210	15 pg/l	U	LB<RL	blank target = 1.74pg/l
	W4-WO195-2210	15 pg/l	U	LB<RL	blank target = 1.74pg/l
	W4-WO5-2210	15 pg/l	U	LB<RL	blank target = 1.74pg/l
	W5-WO30-2210	7.5 pg/l	U	LB<RL	blank target = 0.89pg/l
	W5-WO5-2210	7.5 pg/l	U	LB<RL	blank target = 0.89pg/l
	W5-WO55-2210	7.5 pg/l	U	LB<RL	blank target = 0.89pg/l
	W5-WO55-2210-FD	7.5 pg/l	U	LB<RL	blank target = 0.89pg/l
PCB-77	BA10C-WO55-2210	15 pg/l	U	LB<RL	blank target = 0.49pg/l
	BA10DC-WO20-2210	15 pg/l	U	LB<RL	blank target = 0.49pg/l
	BA10DC-WO5-2210	15 pg/l	U	LB<RL	blank target = 0.49pg/l
	BA1B-WO145-2210	15 pg/l	U	LB<RL	blank target = 0.5pg/l
	BA1B-WO5-2210	15 pg/l	U	LB<RL	blank target = 0.5pg/l
	BA1B-WO75-2210	15 pg/l	U	LB<RL	blank target = 0.5pg/l
	BA1DC-WO35-2210	0.28 pg/l	U	EB<RL	blank target = 0.51pg/l
	BA2B-WO145-2210	15 pg/l	U	LB<RL	blank target = 0.5pg/l
	BA2B-WO5-2210	15 pg/l	U	LB<RL	blank target = 0.5pg/l
	BA3B-WO80-2210	15 pg/l	U	LB<RL	blank target = 0.52pg/l

TABLE 3. Blank Contamination - Qualified Data

Method (Matrix) Analyte	Sample Identification	Result	Blank Contamination Qualifier*	Criteria	Comments
E1668 (Water)					
PCB-77	BA3C-WO55-2210	15 pg/l	U	LB<RL	blank target = 3.8pg/l
	BA4B-WO145-2210	15 pg/l	U	LB<RL	blank target = 0.353pg/l
	BA4B-WO5-2210	15 pg/l	U	LB<RL	blank target = 0.353pg/l
	BA4C-WO55-2210	15 pg/l	U	LB<RL	blank target = 3.8pg/l
	BA4C-WO55-2210-FD2	15 pg/l	U	LB<RL	blank target = 3.8pg/l
	BA5C-WO5-2210	15 pg/l	U	LB<RL	blank target = 3.8pg/l
	BA6BC-WO50-2210	15 pg/l	U	LB<RL	blank target = 3.8pg/l
	BA6BC-WO5-2210	17 pg/l	U	LB<RL	blank target = 3.8pg/l
	BA6BC-WO95-2210	15 pg/l	U	LB<RL	blank target = 3.8pg/l
	BA6B-WO145-2210	15 pg/l	U	LB<RL	blank target = 0.52pg/l
	BA6B-WO75-2210	15 pg/l	U	LB<RL	blank target = 0.52pg/l
	BA6C-WO30-2210	15 pg/l	U	LB<RL	blank target = 3.8pg/l
	BA6C-WO55-2210	15 pg/l	U	LB<RL	blank target = 3.8pg/l
	BA7BC-WO50-2210	15 pg/l	U	LB<RL	blank target = 0.353pg/l
	BA7BC-WO5-2210	15 pg/l	U	LB<RL	blank target = 0.353pg/l
	BA7BC-WO95-2210	15 pg/l	U	LB<RL	blank target = 0.353pg/l
	BA7B-WO145-2210	15 pg/l	U	LB<RL	blank target = 0.52pg/l
	BA7DC-WO5-2210	15 pg/l	U	LB<RL	blank target = 0.18pg/l
	BA8BC-WO50-2210	15 pg/l	U	LB<RL	blank target = 0.353pg/l
	BA8BC-WO5-2210	15 pg/l	U	LB<RL	blank target = 0.353pg/l
	BA8BC-WO95-2210	15 pg/l	U	LB<RL	blank target = 0.353pg/l
	BA8B-WO5-2210	15 pg/l	U	LB<RL	blank target = 0.353pg/l
	BA8B-WO75-2210	15 pg/l	U	LB<RL	blank target = 0.353pg/l
	BA9BC-WO50-2210	15 pg/l	U	LB<RL	blank target = 0.22pg/l
	BA9BC-WO95-2210	15 pg/l	U	LB<RL	blank target = 0.22pg/l
	BA9C-WO5-2210	15 pg/l	U	LB<RL	blank target = 0.22pg/l
	BA9C-WO55-2210	15 pg/l	U	LB<RL	blank target = 0.22pg/l
	W3-WO100-2210	15 pg/l	U	LB<RL	blank target = 0.353pg/l
	W3-WO195-2210	15 pg/l	U	LB<RL	blank target = 0.353pg/l
	W3-WO5-2210	15 pg/l	U	LB<RL	blank target = 0.353pg/l
	W4-WO100-2210	15 pg/l	U	LB<RL	blank target = 0.353pg/l
	W4-WO195-2210	15 pg/l	U	LB<RL	blank target = 0.353pg/l
	W4-WO5-2210	15 pg/l	U	LB<RL	blank target = 0.353pg/l

TABLE 3. Blank Contamination - Qualified Data

Method (Matrix) Analyte	Sample Identification	Result	Blank Contamination Qualifier*	Criteria	Comments
E1668 (Water)					
PCB-8	BA10B-WO5-2210	15 pg/l	U	LB>RL	blank target = 24.9pg/l
	BA10B-WO75-2210	15 pg/l	U	LB>RL	blank target = 24.9pg/l
	BA10C-WO5-2210	3.51 pg/l	U	LB>RL	blank target = 24.9pg/l
	BA10C-WO55-2210	15 pg/l	U	LB>RL	blank target = 24.9pg/l
	BA10DC-WO20-2210	15 pg/l	U	LB>RL	blank target = 24.9pg/l
	BA10DC-WO35-2210	15 pg/l	U	LB<RL	blank target = 4.6pg/l
	BA10DC-WO5-2210	15 pg/l	U	LB>RL	blank target = 24.9pg/l
	BA1DC-WO35-2210	4.63 pg/l	U	EB<RL	blank target = 4.51pg/l
	BA1DC-WO5-2210	6.71 pg/l	U	EB<RL	blank target = 4.51pg/l
	BA1DC-WO5-2210-FD	4.35 pg/l	U	EB<RL	blank target = 4.51pg/l
	BA2DC-WO20-2210	1.8 pg/l	U	EB<RL	blank target = 4.51pg/l
	BA2DC-WO35-2210	4.5 pg/l	U	EB<RL	blank target = 4.51pg/l
	BA3B-WO145-2210	15 pg/l	U	LB<RL	blank target = 12.2pg/l
	BA3B-WO5-2210	15 pg/l	U	LB<RL	blank target = 12.2pg/l
	BA3B-WO80-2210	15 pg/l	U	LB<RL	blank target = 12.2pg/l
	BA3C-WO55-2210	15 pg/l	U	LB<RL	blank target = 2pg/l
	BA3DC-WO5-2210	6.7 pg/l	U	EB<RL	blank target = 4.51pg/l
	BA4B-WO145-2210	15 pg/l	U	LB<RL	blank target = 2.01pg/l
	BA4B-WO5-2210	15 pg/l	U	LB<RL	blank target = 2.01pg/l
	BA4B-WO75-2210	15 pg/l	U	LB<RL	blank target = 2.01pg/l
	BA4C-WO55-2210	15 pg/l	U	LB<RL	blank target = 2pg/l
	BA4C-WO55-2210-FD	15 pg/l	U	LB<RL	blank target = 2pg/l
	BA4C-WO55-2210-FD2	15 pg/l	U	LB<RL	blank target = 2pg/l
	BA4DC-WO20-2210	15 pg/l	U	LB<RL	blank target = 5.66pg/l
	BA4DC-WO35-2210	15 pg/l	U	LB<RL	blank target = 5.66pg/l
	BA4DC-WO5-2210	15 pg/l	U	LB<RL	blank target = 5.66pg/l
	BA5B-WO145-2210	15 pg/l	U	LB<RL	blank target = 4.6pg/l
	BA5B-WO5-2210	15 pg/l	U	LB<RL	blank target = 12.2pg/l
	BA5B-WO75-2210	15 pg/l	U	LB<RL	blank target = 12.2pg/l
	BA5C-WO5-2210	15 pg/l	U	LB<RL	blank target = 2pg/l
	BA5C-WO55-2210	15 pg/l	U	LB<RL	blank target = 2pg/l
	BA5DC-WO20-2210	15 pg/l	U	LB<RL	blank target = 5.66pg/l
	BA5DC-WO35-2210	15 pg/l	U	LB<RL	blank target = 5.66pg/l

TABLE 3. Blank Contamination - Qualified Data

Method (Matrix) Analyte	Sample Identification	Result	Blank Contamination Qualifier*	Criteria	Comments
E1668 (Water)					
PCB-8	BA5DC-WO35-2210-FD	15 pg/l	U	LB<RL	blank target = 5.66pg/l
	BA5DC-WO5-2210	15 pg/l	U	LB<RL	blank target = 5.66pg/l
	BA6BC-WO50-2210	15 pg/l	U	LB<RL	blank target = 2pg/l
	BA6BC-WO5-2210	17 pg/l	U	LB<RL	blank target = 2pg/l
	BA6BC-WO95-2210	15 pg/l	U	LB<RL	blank target = 2pg/l
	BA6B-WO145-2210	15 pg/l	U	EB<RL	blank target = 4.34pg/l
	BA6B-WO145-2210	15 pg/l	U	LB<RL	blank target = 12.2pg/l
	BA6B-WO5-2210	15 pg/l	U	EB<RL	blank target = 4.34pg/l
	BA6B-WO5-2210	15 pg/l	U	LB<RL	blank target = 12.2pg/l
	BA6B-WO75-2210	15 pg/l	U	EB<RL	blank target = 4.34pg/l
	BA6B-WO75-2210	15 pg/l	U	LB<RL	blank target = 12.2pg/l
	BA6C-WO30-2210	15 pg/l	U	LB<RL	blank target = 2pg/l
	BA6C-WO55-2210	15 pg/l	U	LB<RL	blank target = 2pg/l
	BA6DC-WO20-2210	15 pg/l	U	LB<RL	blank target = 5.66pg/l
	BA6DC-WO35-2210	15 pg/l	U	LB<RL	blank target = 5.66pg/l
	BA6DC-WO5-2210	15 pg/l	U	LB<RL	blank target = 5.66pg/l
	BA7BC-WO50-2210	15 pg/l	U	LB<RL	blank target = 2.01pg/l
	BA7BC-WO5-2210	15 pg/l	U	LB<RL	blank target = 2.01pg/l
	BA7BC-WO95-2210	15 pg/l	U	LB<RL	blank target = 2.01pg/l
	BA7B-WO145-2210	15 pg/l	U	EB<RL	blank target = 4.34pg/l
	BA7B-WO145-2210	15 pg/l	U	LB<RL	blank target = 12.2pg/l
	BA7B-WO5-2210	15 pg/l	U	EB<RL	blank target = 4.34pg/l
	BA7B-WO5-2210	15 pg/l	U	LB<RL	blank target = 2.29pg/l
	BA7B-WO75-2210	15 pg/l	U	EB<RL	blank target = 4.34pg/l
	BA7B-WO75-2210	15 pg/l	U	LB<RL	blank target = 12.2pg/l
	BA7C-WO5-2210	15 pg/l	U	LB<RL	blank target = 4.6pg/l
	BA7C-WO55-2210	15 pg/l	U	LB<RL	blank target = 4.6pg/l
	BA7DC-WO20-2210	15 pg/l	U	LB<RL	blank target = 9.41pg/l
	BA7DC-WO35-2210	15 pg/l	U	LB<RL	blank target = 5.66pg/l
	BA7DC-WO35-2210-FD	15 pg/l	U	LB<RL	blank target = 5.66pg/l
	BA7DC-WO35-2210-FD2	15 pg/l	U	LB<RL	blank target = 5.66pg/l
	BA7DC-WO5-2210	15 pg/l	U	LB<RL	blank target = 9.41pg/l
	BA8BC-WO50-2210	15 pg/l	U	LB<RL	blank target = 2.01pg/l

TABLE 3. Blank Contamination - Qualified Data

Method (Matrix) Analyte	Sample Identification	Result	Blank Contamination Qualifier*	Criteria	Comments
E1668 (Water)					
PCB-8	BA8BC-WO5-2210	15 pg/l	U	LB<RL	blank target = 2.01pg/l
	BA8BC-WO95-2210	15 pg/l	U	LB<RL	blank target = 2.01pg/l
	BA8B-WO145-2210	15 pg/l	U	LB<RL	blank target = 2.01pg/l
	BA8B-WO5-2210	15 pg/l	U	LB<RL	blank target = 2.01pg/l
	BA8B-WO75-2210	15 pg/l	U	LB<RL	blank target = 2.01pg/l
	BA8C-WO55-2210	15 pg/l	U	LB<RL	blank target = 4.6pg/l
	BA8DC-WO20-2210	18.5 pg/l	U	LB>RL	blank target = 24.9pg/l
	BA8DC-WO5-2210	17.9 pg/l	U	LB>RL	blank target = 24.9pg/l
	BA9BC-WO50-2210	15 pg/l	U	EB<RL	blank target = 4.34pg/l
	BA9BC-WO50-2210	15 pg/l	U	LB<RL	blank target = 2.29pg/l
	BA9BC-WO5-2210	15 pg/l	U	EB<RL	blank target = 4.34pg/l
	BA9BC-WO5-2210	15 pg/l	U	LB<RL	blank target = 2.29pg/l
	BA9BC-WO95-2210	15 pg/l	U	EB<RL	blank target = 4.34pg/l
	BA9BC-WO95-2210	15 pg/l	U	LB<RL	blank target = 2.29pg/l
	BA9B-WO5-2210	15 pg/l	U	EB<RL	blank target = 4.34pg/l
	BA9B-WO5-2210	15 pg/l	U	LB<RL	blank target = 2.29pg/l
	BA9B-WO75-2210	15 pg/l	U	EB<RL	blank target = 4.34pg/l
	BA9B-WO75-2210	15 pg/l	U	LB<RL	blank target = 2.29pg/l
	BA9C-WO30-2210	15 pg/l	U	EB<RL	blank target = 4.34pg/l
	BA9C-WO30-2210	15 pg/l	U	LB<RL	blank target = 2.29pg/l
	BA9C-WO5-2210	15 pg/l	U	EB<RL	blank target = 4.34pg/l
	BA9C-WO5-2210	15 pg/l	U	LB<RL	blank target = 2.29pg/l
	BA9C-WO55-2210	15 pg/l	U	EB<RL	blank target = 4.34pg/l
	BA9C-WO55-2210	15 pg/l	U	LB<RL	blank target = 2.29pg/l
	BA9DC-WO20-2210	15 pg/l	U	LB>RL	blank target = 24.9pg/l
	BA9DC-WO35-2210	39.2 pg/l	U	LB>RL	blank target = 24.9pg/l
	BA9DC-WO35-2210-FD	15 pg/l	U	LB>RL	blank target = 24.9pg/l
	BA9DC-WO5-2210	15 pg/l	U	LB>RL	blank target = 24.9pg/l
	T11-WO30-2210	15 pg/l	U	LB<RL	blank target = 4.6pg/l
	T11-WO5-2210	15 pg/l	U	LB<RL	blank target = 4.6pg/l
	W1-WO55-2210	3.87 pg/l	U	EB<RL	blank target = 4.51pg/l
	W2-WO100-2210	2.72 pg/l	U	EB<RL	blank target = 4.51pg/l
	W2-WO195-2210	3.23 pg/l	U	EB<RL	blank target = 4.51pg/l

TABLE 3. Blank Contamination - Qualified Data

Method (Matrix) Analyte	Sample Identification	Result	Blank Contamination Qualifier*	Criteria	Comments
E1668 (Water)					
PCB-8	W2-WO5-2210	1.72 pg/l	U	EB<RL	blank target = 4.51pg/l
	W3-WO100-2210	15 pg/l	U	LB<RL	blank target = 2.01pg/l
	W3-WO195-2210	15 pg/l	U	LB<RL	blank target = 2.01pg/l
	W3-WO5-2210	15 pg/l	U	LB<RL	blank target = 2.01pg/l
	W4-WO100-2210	15 pg/l	U	LB<RL	blank target = 2.01pg/l
	W4-WO195-2210	15 pg/l	U	LB<RL	blank target = 2.01pg/l
	W4-WO5-2210	15 pg/l	U	LB<RL	blank target = 2.01pg/l
	W5-WO30-2210	7.5 pg/l	U	LB<RL	blank target = 9.41pg/l
	W5-WO5-2210	7.5 pg/l	U	LB<RL	blank target = 9.41pg/l
	W5-WO55-2210	7.5 pg/l	U	LB<RL	blank target = 9.41pg/l
PCB-81	BA4C-WO55-2210	15 pg/l	U	LB<RL	blank target = 4.99pg/l
	BA4C-WO55-2210-FD2	15 pg/l	U	LB<RL	blank target = 4.99pg/l
	BA6C-WO30-2210	15 pg/l	U	LB<RL	blank target = 4.99pg/l
PCB-83/99	BA10B-WO145-2210	15 pg/l	U	LB<RL	blank target = 3.42pg/l
	BA10B-WO5-2210	15 pg/l	U	LB<RL	blank target = 3.42pg/l
	BA10B-WO75-2210	15 pg/l	U	LB<RL	blank target = 3.42pg/l
	BA10C-WO30-2210	15 pg/l	U	LB<RL	blank target = 3.42pg/l
	BA10C-WO5-2210	15 pg/l	U	LB<RL	blank target = 3.42pg/l
	BA10C-WO55-2210	15 pg/l	U	LB<RL	blank target = 3.42pg/l
	BA10DC-WO20-2210	15 pg/l	U	LB<RL	blank target = 3.42pg/l
	BA10DC-WO5-2210	15 pg/l	U	LB<RL	blank target = 3.42pg/l
	BA1B-WO145-2210	15 pg/l	U	LB<RL	blank target = 2.01pg/l
	BA1B-WO5-2210	15 pg/l	U	LB<RL	blank target = 2.01pg/l
	BA1B-WO75-2210	15 pg/l	U	LB<RL	blank target = 2.01pg/l
	BA1C-WO30-2210	15 pg/l	U	LB<RL	blank target = 0.77pg/l
	BA1C-WO5-2210	15 pg/l	U	LB<RL	blank target = 0.77pg/l
	BA1C-WO55-2210	15 pg/l	U	LB<RL	blank target = 0.77pg/l
	BA1DC-WO35-2210	15 pg/l	U	LB<RL	blank target = 1.8pg/l
	BA1DC-WO5-2210	15 pg/l	U	LB<RL	blank target = 1.8pg/l
	BA1DC-WO5-2210-FD	15 pg/l	U	LB<RL	blank target = 1.8pg/l
	BA2B-WO145-2210	15 pg/l	U	LB<RL	blank target = 2.01pg/l
	BA2B-WO5-2210	15 pg/l	U	LB<RL	blank target = 2.01pg/l
	BA2B-WO75-2210	15 pg/l	U	LB<RL	blank target = 2.01pg/l

TABLE 3. Blank Contamination - Qualified Data

Method (Matrix) Analyte	Sample Identification	Result	Blank Contamination Qualifier*	Criteria	Comments
E1668 (Water)					
PCB-83/99	BA2C-WO30-2210	15 pg/l	U	LB<RL	blank target = 0.77pg/l
	BA2C-WO5-2210	15 pg/l	U	LB<RL	blank target = 0.77pg/l
	BA2C-WO55-2210	15 pg/l	U	LB<RL	blank target = 0.77pg/l
	BA2DC-WO20-2210	15 pg/l	U	LB<RL	blank target = 1.8pg/l
	BA2DC-WO35-2210	15 pg/l	U	LB<RL	blank target = 1.8pg/l
	BA2DC-WO5-2210	15 pg/l	U	LB<RL	blank target = 1.8pg/l
	BA3B-WO145-2210	15 pg/l	U	LB<RL	blank target = 1.72pg/l
	BA3B-WO5-2210	15 pg/l	U	LB<RL	blank target = 1.72pg/l
	BA3B-WO80-2210	15 pg/l	U	LB<RL	blank target = 1.72pg/l
	BA3C-WO30-2210	15 pg/l	U	LB<RL	blank target = 0.77pg/l
	BA3C-WO5-2210	15 pg/l	U	LB<RL	blank target = 0.77pg/l
	BA3C-WO55-2210	15 pg/l	U	LB<RL	blank target = 0.97pg/l
	BA3DC-WO20-2210	15 pg/l	U	LB<RL	blank target = 1.8pg/l
	BA3DC-WO35-2210	15 pg/l	U	LB<RL	blank target = 1.8pg/l
	BA3DC-WO5-2210	15 pg/l	U	LB<RL	blank target = 1.8pg/l
	BA4B-WO145-2210	15 pg/l	U	LB<RL	blank target = 1.43pg/l
	BA4B-WO5-2210	15 pg/l	U	LB<RL	blank target = 1.43pg/l
	BA4B-WO75-2210	15 pg/l	U	LB<RL	blank target = 1.43pg/l
	BA4C-WO30-2210	15 pg/l	U	LB<RL	blank target = 0.97pg/l
	BA4C-WO5-2210	15 pg/l	U	LB<RL	blank target = 0.97pg/l
	BA4C-WO55-2210	15 pg/l	U	LB<RL	blank target = 0.97pg/l
	BA4C-WO55-2210-FD	15 pg/l	U	LB<RL	blank target = 0.97pg/l
	BA4C-WO55-2210-FD2	15 pg/l	U	LB<RL	blank target = 0.97pg/l
	BA4DC-WO20-2210	15 pg/l	U	LB<RL	blank target = 1.64pg/l
	BA4DC-WO35-2210	15 pg/l	U	LB<RL	blank target = 1.64pg/l
	BA4DC-WO5-2210	15 pg/l	U	LB<RL	blank target = 1.64pg/l
	BA5B-WO5-2210	15 pg/l	U	LB<RL	blank target = 1.72pg/l
	BA5B-WO75-2210	15 pg/l	U	LB<RL	blank target = 1.72pg/l
	BA5C-WO5-2210	15 pg/l	U	LB<RL	blank target = 0.97pg/l
	BA5C-WO55-2210	15 pg/l	U	LB<RL	blank target = 0.97pg/l
	BA5DC-WO20-2210	15 pg/l	U	LB<RL	blank target = 1.64pg/l
	BA5DC-WO35-2210	15 pg/l	U	LB<RL	blank target = 1.64pg/l
	BA5DC-WO5-2210	15 pg/l	U	LB<RL	blank target = 1.64pg/l

TABLE 3. Blank Contamination - Qualified Data

Method (Matrix) Analyte	Sample Identification	Result	Blank Contamination Qualifier*	Criteria	Comments
E1668 (Water)					
PCB-83/99	BA6BC-WO50-2210	15 pg/l	U	LB<RL	blank target = 0.97pg/l
	BA6BC-WO5-2210	17 pg/l	U	LB<RL	blank target = 0.97pg/l
	BA6B-WO5-2210	15 pg/l	U	EB<RL	blank target = 1.1pg/l
	BA6B-WO5-2210	15 pg/l	U	LB<RL	blank target = 1.72pg/l
	BA6B-WO75-2210	15 pg/l	U	EB<RL	blank target = 1.1pg/l
	BA6B-WO75-2210	15 pg/l	U	LB<RL	blank target = 1.72pg/l
	BA6C-WO30-2210	15 pg/l	U	LB<RL	blank target = 0.97pg/l
	BA6C-WO5-2210	15 pg/l	U	LB<RL	blank target = 0.97pg/l
	BA6DC-WO20-2210	15 pg/l	U	LB<RL	blank target = 1.64pg/l
	BA6DC-WO35-2210	15 pg/l	U	LB<RL	blank target = 1.64pg/l
	BA6DC-WO5-2210	15 pg/l	U	LB<RL	blank target = 1.64pg/l
	BA7BC-WO50-2210	15 pg/l	U	LB<RL	blank target = 1.43pg/l
	BA7BC-WO5-2210	15 pg/l	U	LB<RL	blank target = 1.43pg/l
	BA7B-WO145-2210	15 pg/l	U	LB<RL	blank target = 1.72pg/l
	BA7B-WO5-2210	15 pg/l	U	EB<RL	blank target = 1.1pg/l
	BA7B-WO5-2210	15 pg/l	U	LB<RL	blank target = 0.78pg/l
	BA7B-WO75-2210	15 pg/l	U	EB<RL	blank target = 1.1pg/l
	BA7B-WO75-2210	15 pg/l	U	LB<RL	blank target = 1.72pg/l
	BA7C-WO30-2210	15 pg/l	U	LB<RL	blank target = 1.4pg/l
	BA7C-WO5-2210	15 pg/l	U	LB<RL	blank target = 1.4pg/l
	BA7DC-WO20-2210	15 pg/l	U	LB<RL	blank target = 0.858pg/l
	BA7DC-WO35-2210	15 pg/l	U	LB<RL	blank target = 1.64pg/l
	BA7DC-WO35-2210-FD	15 pg/l	U	LB<RL	blank target = 1.64pg/l
	BA7DC-WO35-2210-FD2	15 pg/l	U	LB<RL	blank target = 1.64pg/l
	BA7DC-WO5-2210	15 pg/l	U	LB<RL	blank target = 0.858pg/l
	BA8BC-WO50-2210	15 pg/l	U	LB<RL	blank target = 1.43pg/l
	BA8BC-WO5-2210	15 pg/l	U	LB<RL	blank target = 1.43pg/l
	BA8BC-WO95-2210	15 pg/l	U	LB<RL	blank target = 1.43pg/l
	BA8B-WO145-2210	15 pg/l	U	LB<RL	blank target = 1.43pg/l
	BA8B-WO5-2210	15 pg/l	U	LB<RL	blank target = 1.43pg/l
	BA8B-WO75-2210	15 pg/l	U	LB<RL	blank target = 1.43pg/l
	BA8C-WO30-2210	15 pg/l	U	LB<RL	blank target = 1.4pg/l
	BA8C-WO5-2210	15 pg/l	U	LB<RL	blank target = 1.4pg/l

TABLE 3. Blank Contamination - Qualified Data

Method (Matrix) Analyte	Sample Identification	Result	Blank Contamination Qualifier*	Criteria	Comments
E1668 (Water)					
PCB-83/99	BA8C-WO55-2210	15 pg/l	U	LB<RL	blank target = 1.4pg/l
	BA8C-WO55-2210-FD	15 pg/l	U	LB<RL	blank target = 1.4pg/l
	BA8C-WO55-2210-FD2	15 pg/l	U	LB<RL	blank target = 1.4pg/l
	BA8DC-WO20-2210	15 pg/l	U	LB<RL	blank target = 3.42pg/l
	BA8DC-WO35-2210	15 pg/l	U	LB<RL	blank target = 3.42pg/l
	BA8DC-WO5-2210	15 pg/l	U	LB<RL	blank target = 3.42pg/l
	BA9BC-WO50-2210	15 pg/l	U	EB<RL	blank target = 1.1pg/l
	BA9BC-WO50-2210	15 pg/l	U	LB<RL	blank target = 0.78pg/l
	BA9BC-WO5-2210	15 pg/l	U	EB<RL	blank target = 1.1pg/l
	BA9BC-WO5-2210	15 pg/l	U	LB<RL	blank target = 0.78pg/l
	BA9BC-WO95-2210	15 pg/l	U	EB<RL	blank target = 1.1pg/l
	BA9BC-WO95-2210	15 pg/l	U	LB<RL	blank target = 0.78pg/l
	BA9B-WO145-2210	15 pg/l	U	LB<RL	blank target = 1.4pg/l
	BA9B-WO5-2210	15 pg/l	U	EB<RL	blank target = 1.1pg/l
	BA9B-WO5-2210	15 pg/l	U	LB<RL	blank target = 0.78pg/l
	BA9B-WO75-2210	15 pg/l	U	EB<RL	blank target = 1.1pg/l
	BA9B-WO75-2210	15 pg/l	U	LB<RL	blank target = 0.78pg/l
	BA9C-WO30-2210	15 pg/l	U	EB<RL	blank target = 1.1pg/l
	BA9C-WO30-2210	15 pg/l	U	LB<RL	blank target = 0.78pg/l
	BA9C-WO5-2210	15 pg/l	U	EB<RL	blank target = 1.1pg/l
	BA9C-WO5-2210	15 pg/l	U	LB<RL	blank target = 0.78pg/l
	BA9C-WO55-2210	15 pg/l	U	EB<RL	blank target = 1.1pg/l
	BA9C-WO55-2210	15 pg/l	U	LB<RL	blank target = 0.78pg/l
	BA9DC-WO20-2210	15 pg/l	U	LB<RL	blank target = 3.42pg/l
	BA9DC-WO35-2210	15 pg/l	U	LB<RL	blank target = 3.42pg/l
	BA9DC-WO35-2210-FD	15 pg/l	U	LB<RL	blank target = 3.42pg/l
	BA9DC-WO5-2210	15 pg/l	U	LB<RL	blank target = 3.42pg/l
	T11-WO30-2210	15 pg/l	U	LB<RL	blank target = 1.4pg/l
	T11-WO5-2210	15 pg/l	U	LB<RL	blank target = 1.4pg/l
	W1-WO55-2210	15 pg/l	U	LB<RL	blank target = 1.8pg/l
	W2-WO100-2210	15 pg/l	U	LB<RL	blank target = 1.8pg/l
	W2-WO195-2210	15 pg/l	U	LB<RL	blank target = 1.8pg/l
	W2-WO5-2210	15 pg/l	U	LB<RL	blank target = 1.8pg/l

TABLE 3. Blank Contamination - Qualified Data

Method (Matrix) Analyte	Sample Identification	Result	Blank Contamination Qualifier*	Criteria	Comments
E1668 (Water)					
PCB-83/99	W3-WO100-2210	15 pg/l	U	LB<RL	blank target = 1.43pg/l
	W3-WO195-2210	15 pg/l	U	LB<RL	blank target = 1.43pg/l
	W3-WO5-2210	15 pg/l	U	LB<RL	blank target = 1.43pg/l
	W4-WO100-2210	15 pg/l	U	LB<RL	blank target = 1.43pg/l
	W4-WO195-2210	15 pg/l	U	LB<RL	blank target = 1.43pg/l
	W4-WO5-2210	15 pg/l	U	LB<RL	blank target = 1.43pg/l
	W5-WO30-2210	7.5 pg/l	U	LB<RL	blank target = 0.858pg/l
	W5-WO5-2210	7.5 pg/l	U	LB<RL	blank target = 0.858pg/l
	W5-WO55-2210	7.5 pg/l	U	LB<RL	blank target = 0.858pg/l
	W5-WO55-2210-FD	7.5 pg/l	U	LB<RL	blank target = 0.858pg/l
PCB-85/110/115/116117	BA10B-WO145-2210	15 pg/l	U	LB<RL	blank target = 4.6pg/l
	BA10B-WO5-2210	15 pg/l	U	LB<RL	blank target = 4.6pg/l
	BA10B-WO75-2210	15 pg/l	U	LB<RL	blank target = 4.6pg/l
	BA10C-WO30-2210	15 pg/l	U	LB<RL	blank target = 4.6pg/l
	BA10C-WO5-2210	15 pg/l	U	LB<RL	blank target = 4.6pg/l
	BA10C-WO55-2210	15 pg/l	U	LB<RL	blank target = 4.6pg/l
	BA10DC-WO20-2210	15 pg/l	U	LB<RL	blank target = 4.6pg/l
	BA10DC-WO35-2210	15 pg/l	U	EB<RL	blank target = 3.5pg/l
	BA10DC-WO35-2210	15 pg/l	U	LB<RL	blank target = 2.9pg/l
	BA10DC-WO5-2210	15 pg/l	U	LB<RL	blank target = 4.6pg/l
	BA1B-WO145-2210	15 pg/l	U	LB<RL	blank target = 5.59pg/l
	BA1B-WO5-2210	15 pg/l	U	LB<RL	blank target = 5.59pg/l
	BA1B-WO75-2210	15 pg/l	U	LB<RL	blank target = 5.59pg/l
	BA1C-WO30-2210	15 pg/l	U	LB<RL	blank target = 2.6pg/l
	BA1C-WO5-2210	15 pg/l	U	LB<RL	blank target = 2.6pg/l
	BA1C-WO55-2210	15 pg/l	U	LB<RL	blank target = 2.6pg/l
	BA1DC-WO20-2210	15 pg/l	U	LB<RL	blank target = 2.81pg/l
	BA1DC-WO35-2210	15 pg/l	U	LB<RL	blank target = 2.81pg/l
	BA1DC-WO5-2210	15 pg/l	U	LB<RL	blank target = 2.81pg/l
	BA1DC-WO5-2210-FD	15 pg/l	U	LB<RL	blank target = 2.81pg/l
	BA2B-WO145-2210	15 pg/l	U	LB<RL	blank target = 5.59pg/l
	BA2B-WO5-2210	15 pg/l	U	LB<RL	blank target = 5.59pg/l
	BA2B-WO75-2210	15 pg/l	U	LB<RL	blank target = 5.59pg/l

TABLE 3. Blank Contamination - Qualified Data

Method (Matrix) Analyte	Sample Identification	Result	Blank Contamination Qualifier*	Criteria	Comments
E1668 (Water)					
PCB-85/110/115/116117	BA2C-WO30-2210	15 pg/l	U	LB<RL	blank target = 2.6pg/l
	BA2C-WO5-2210	15 pg/l	U	LB<RL	blank target = 2.6pg/l
	BA2C-WO55-2210	15 pg/l	U	LB<RL	blank target = 2.6pg/l
	BA2DC-WO20-2210	15 pg/l	U	LB<RL	blank target = 2.81pg/l
	BA2DC-WO35-2210	15 pg/l	U	LB<RL	blank target = 2.81pg/l
	BA2DC-WO5-2210	15 pg/l	U	LB<RL	blank target = 2.81pg/l
	BA3B-WO145-2210	15 pg/l	U	LB<RL	blank target = 5pg/l
	BA3B-WO5-2210	15 pg/l	U	LB<RL	blank target = 5pg/l
	BA3B-WO80-2210	15 pg/l	U	LB<RL	blank target = 5pg/l
	BA3C-WO30-2210	15 pg/l	U	LB<RL	blank target = 2.6pg/l
	BA3C-WO5-2210	15 pg/l	U	LB<RL	blank target = 2.6pg/l
	BA3C-WO55-2210	15 pg/l	U	LB<RL	blank target = 3.7pg/l
	BA3DC-WO20-2210	15 pg/l	U	LB<RL	blank target = 2.81pg/l
	BA3DC-WO35-2210	15 pg/l	U	LB<RL	blank target = 2.81pg/l
	BA3DC-WO5-2210	15 pg/l	U	LB<RL	blank target = 2.81pg/l
	BA4B-WO145-2210	36.2 pg/l	U	LB<RL	blank target = 9.6pg/l
	BA4B-WO5-2210	15 pg/l	U	LB<RL	blank target = 9.6pg/l
	BA4B-WO75-2210	15 pg/l	U	LB<RL	blank target = 9.6pg/l
	BA4C-WO30-2210	15.1 pg/l	U	LB<RL	blank target = 3.7pg/l
	BA4C-WO5-2210	15 pg/l	U	LB<RL	blank target = 3.7pg/l
	BA4C-WO55-2210	15.6 pg/l	U	LB<RL	blank target = 3.7pg/l
	BA4C-WO55-2210-FD	15 pg/l	U	LB<RL	blank target = 3.7pg/l
	BA4C-WO55-2210-FD2	15 pg/l	U	LB<RL	blank target = 3.7pg/l
	BA4DC-WO20-2210	15 pg/l	U	LB<RL	blank target = 2.78pg/l
	BA4DC-WO35-2210	15 pg/l	U	LB<RL	blank target = 2.78pg/l
	BA4DC-WO5-2210	15 pg/l	U	LB<RL	blank target = 2.78pg/l
	BA5B-WO5-2210	15 pg/l	U	LB<RL	blank target = 5pg/l
	BA5B-WO75-2210	15 pg/l	U	LB<RL	blank target = 5pg/l
	BA5C-WO5-2210	15 pg/l	U	LB<RL	blank target = 3.7pg/l
	BA5C-WO55-2210	15 pg/l	U	LB<RL	blank target = 3.7pg/l
	BA5DC-WO20-2210	15 pg/l	U	LB<RL	blank target = 2.78pg/l
	BA5DC-WO35-2210	15 pg/l	U	LB<RL	blank target = 2.78pg/l
	BA5DC-WO5-2210	15 pg/l	U	LB<RL	blank target = 2.78pg/l

TABLE 3. Blank Contamination - Qualified Data

Method (Matrix) Analyte	Sample Identification	Result	Blank Contamination Qualifier*	Criteria	Comments
E1668 (Water)					
PCB-85/110/115/116117	BA6BC-WO50-2210	15 pg/l	U	LB<RL	blank target = 3.7pg/l
	BA6BC-WO5-2210	17 pg/l	U	LB<RL	blank target = 3.7pg/l
	BA6BC-WO95-2210	17.6 pg/l	U	LB<RL	blank target = 3.7pg/l
	BA6B-WO145-2210	20.5 pg/l	U	LB<RL	blank target = 5pg/l
	BA6B-WO5-2210	15 pg/l	U	EB<RL	blank target = 2.6pg/l
	BA6B-WO5-2210	15 pg/l	U	LB<RL	blank target = 5pg/l
	BA6B-WO75-2210	15 pg/l	U	EB<RL	blank target = 2.6pg/l
	BA6B-WO75-2210	15 pg/l	U	LB<RL	blank target = 5pg/l
	BA6C-WO30-2210	15 pg/l	U	LB<RL	blank target = 3.7pg/l
	BA6C-WO5-2210	15 pg/l	U	LB<RL	blank target = 3.7pg/l
	BA6DC-WO20-2210	15 pg/l	U	LB<RL	blank target = 2.78pg/l
	BA6DC-WO35-2210	15 pg/l	U	LB<RL	blank target = 2.78pg/l
	BA6DC-WO5-2210	15 pg/l	U	LB<RL	blank target = 2.78pg/l
	BA7BC-WO50-2210	17.8 pg/l	U	LB<RL	blank target = 9.6pg/l
	BA7BC-WO5-2210	15 pg/l	U	LB<RL	blank target = 9.6pg/l
	BA7BC-WO95-2210	15 pg/l	U	LB<RL	blank target = 9.6pg/l
	BA7B-WO145-2210	16.9 pg/l	U	LB<RL	blank target = 5pg/l
	BA7B-WO5-2210	15 pg/l	U	EB<RL	blank target = 2.6pg/l
	BA7B-WO5-2210	15 pg/l	U	LB<RL	blank target = 1.94pg/l
	BA7B-WO75-2210	15 pg/l	U	EB<RL	blank target = 2.6pg/l
	BA7B-WO75-2210	15 pg/l	U	LB<RL	blank target = 5pg/l
	BA7C-WO30-2210	15 pg/l	U	LB<RL	blank target = 2.9pg/l
	BA7C-WO5-2210	15 pg/l	U	LB<RL	blank target = 2.9pg/l
	BA7DC-WO20-2210	15 pg/l	U	LB<RL	blank target = 2pg/l
	BA7DC-WO35-2210	15 pg/l	U	LB<RL	blank target = 2.78pg/l
	BA7DC-WO35-2210-FD	15 pg/l	U	LB<RL	blank target = 2.78pg/l
	BA7DC-WO35-2210-FD2	15 pg/l	U	LB<RL	blank target = 2.78pg/l
	BA7DC-WO5-2210	15 pg/l	U	LB<RL	blank target = 2pg/l
	BA8BC-WO50-2210	16.7 pg/l	U	LB<RL	blank target = 9.6pg/l
	BA8BC-WO5-2210	18.2 pg/l	U	LB<RL	blank target = 9.6pg/l
	BA8BC-WO95-2210	15.3 pg/l	U	LB<RL	blank target = 9.6pg/l
	BA8B-WO145-2210	15 pg/l	U	LB<RL	blank target = 9.6pg/l
	BA8B-WO5-2210	15 pg/l	U	LB<RL	blank target = 9.6pg/l

TABLE 3. Blank Contamination - Qualified Data

Method (Matrix) Analyte	Sample Identification	Result	Blank Contamination Qualifier*	Criteria	Comments
E1668 (Water)					
PCB-85/110/115/116117	BA8B-WO75-2210	15 pg/l	U	LB<RL	blank target = 9.6pg/l
	BA8C-WO30-2210	15 pg/l	U	LB<RL	blank target = 2.9pg/l
	BA8C-WO5-2210	15 pg/l	U	LB<RL	blank target = 2.9pg/l
	BA8C-WO55-2210-FD	15 pg/l	U	LB<RL	blank target = 2.9pg/l
	BA8C-WO55-2210-FD2	15 pg/l	U	LB<RL	blank target = 2.9pg/l
	BA8DC-WO20-2210	15 pg/l	U	LB<RL	blank target = 4.6pg/l
	BA8DC-WO35-2210	15 pg/l	U	LB<RL	blank target = 4.6pg/l
	BA8DC-WO5-2210	15 pg/l	U	LB<RL	blank target = 4.6pg/l
	BA9BC-WO50-2210	15 pg/l	U	EB<RL	blank target = 2.6pg/l
	BA9BC-WO50-2210	15 pg/l	U	LB<RL	blank target = 1.94pg/l
	BA9BC-WO5-2210	15 pg/l	U	EB<RL	blank target = 2.6pg/l
	BA9BC-WO5-2210	15 pg/l	U	LB<RL	blank target = 1.94pg/l
	BA9BC-WO95-2210	15 pg/l	U	EB<RL	blank target = 2.6pg/l
	BA9BC-WO95-2210	15 pg/l	U	LB<RL	blank target = 1.94pg/l
	BA9B-WO145-2210	15 pg/l	U	EB<RL	blank target = 3.5pg/l
	BA9B-WO145-2210	15 pg/l	U	LB<RL	blank target = 2.9pg/l
	BA9B-WO5-2210	15 pg/l	U	EB<RL	blank target = 2.6pg/l
	BA9B-WO5-2210	15 pg/l	U	LB<RL	blank target = 1.94pg/l
	BA9B-WO75-2210	15 pg/l	U	EB<RL	blank target = 2.6pg/l
	BA9B-WO75-2210	15 pg/l	U	LB<RL	blank target = 1.94pg/l
	BA9C-WO30-2210	15 pg/l	U	EB<RL	blank target = 2.6pg/l
	BA9C-WO30-2210	15 pg/l	U	LB<RL	blank target = 1.94pg/l
	BA9C-WO5-2210	15 pg/l	U	EB<RL	blank target = 2.6pg/l
	BA9C-WO5-2210	15 pg/l	U	LB<RL	blank target = 1.94pg/l
	BA9C-WO55-2210	15 pg/l	U	EB<RL	blank target = 2.6pg/l
	BA9C-WO55-2210	15 pg/l	U	LB<RL	blank target = 1.94pg/l
	BA9DC-WO20-2210	15 pg/l	U	LB<RL	blank target = 4.6pg/l
	BA9DC-WO35-2210	15 pg/l	U	LB<RL	blank target = 4.6pg/l
	BA9DC-WO35-2210-FD	15 pg/l	U	LB<RL	blank target = 4.6pg/l
	BA9DC-WO5-2210	15 pg/l	U	LB<RL	blank target = 4.6pg/l
	T11-WO30-2210	15 pg/l	U	EB<RL	blank target = 3.5pg/l
	T11-WO30-2210	15 pg/l	U	LB<RL	blank target = 2.9pg/l
	T11-WO5-2210	15 pg/l	U	EB<RL	blank target = 3.5pg/l

TABLE 3. Blank Contamination - Qualified Data

Method (Matrix) Analyte	Sample Identification	Result	Blank Contamination Qualifier*	Criteria	Comments
E1668 (Water)					
PCB-85/110/115/116117	T11-WO5-2210	15 pg/l	U	LB<RL	blank target = 2.9pg/l
	W1-WO30-2210	15 pg/l	U	LB<RL	blank target = 2.81pg/l
	W1-WO5-2210	15 pg/l	U	LB<RL	blank target = 2.81pg/l
	W1-WO55-2210	15 pg/l	U	LB<RL	blank target = 2.81pg/l
	W2-WO100-2210	15 pg/l	U	LB<RL	blank target = 2.81pg/l
	W2-WO195-2210	15 pg/l	U	LB<RL	blank target = 2.81pg/l
	W2-WO5-2210	15 pg/l	U	LB<RL	blank target = 2.81pg/l
	W3-WO100-2210	15 pg/l	U	LB<RL	blank target = 9.6pg/l
	W3-WO195-2210	15 pg/l	U	LB<RL	blank target = 9.6pg/l
	W3-WO5-2210	15 pg/l	U	LB<RL	blank target = 9.6pg/l
	W4-WO100-2210	15 pg/l	U	LB<RL	blank target = 9.6pg/l
	W4-WO195-2210	33.3 pg/l	U	LB<RL	blank target = 9.6pg/l
	W4-WO5-2210	15 pg/l	U	LB<RL	blank target = 9.6pg/l
	W5-WO30-2210	7.5 pg/l	U	LB<RL	blank target = 2pg/l
	W5-WO5-2210	7.5 pg/l	U	LB<RL	blank target = 2pg/l
	W5-WO55-2210	7.5 pg/l	U	LB<RL	blank target = 2pg/l
	W5-WO55-2210-FD	7.5 pg/l	U	LB<RL	blank target = 2pg/l
PCB-86/87/97/108/119/125	BA10B-WO145-2210	15 pg/l	U	LB<RL	blank target = 2.89pg/l
	BA10B-WO5-2210	15 pg/l	U	LB<RL	blank target = 2.89pg/l
	BA10B-WO75-2210	15 pg/l	U	LB<RL	blank target = 2.89pg/l
	BA10C-WO30-2210	15 pg/l	U	LB<RL	blank target = 2.89pg/l
	BA10C-WO5-2210	15 pg/l	U	LB<RL	blank target = 2.89pg/l
	BA10C-WO55-2210	15 pg/l	U	LB<RL	blank target = 2.89pg/l
	BA10DC-WO20-2210	15 pg/l	U	LB<RL	blank target = 2.89pg/l
	BA10DC-WO35-2210	15 pg/l	U	EB<RL	blank target = 1.2pg/l
	BA10DC-WO35-2210	15 pg/l	U	LB<RL	blank target = 1.4pg/l
	BA10DC-WO5-2210	15 pg/l	U	LB<RL	blank target = 2.89pg/l
	BA1B-WO145-2210	15 pg/l	U	LB<RL	blank target = 2.69pg/l
	BA1B-WO5-2210	15 pg/l	U	LB<RL	blank target = 2.69pg/l
	BA1B-WO75-2210	15 pg/l	U	LB<RL	blank target = 2.69pg/l
	BA1C-WO30-2210	15 pg/l	U	LB<RL	blank target = 1.2pg/l
	BA1C-WO5-2210	15 pg/l	U	LB<RL	blank target = 1.2pg/l
	BA1C-WO55-2210	15 pg/l	U	LB<RL	blank target = 1.2pg/l

TABLE 3. Blank Contamination - Qualified Data

Method (Matrix) Analyte	Sample Identification	Result	Blank Contamination Qualifier*	Criteria	Comments
E1668 (Water)					
PCB-86/87/97/108/119/125	BA1DC-WO35-2210	15 pg/l	U	LB<RL	blank target = 2.34pg/l
	BA1DC-WO5-2210	15 pg/l	U	LB<RL	blank target = 2.34pg/l
	BA1DC-WO5-2210-FD	15 pg/l	U	LB<RL	blank target = 2.34pg/l
	BA2B-WO145-2210	15 pg/l	U	LB<RL	blank target = 2.69pg/l
	BA2B-WO5-2210	15 pg/l	U	LB<RL	blank target = 2.69pg/l
	BA2B-WO75-2210	15 pg/l	U	LB<RL	blank target = 2.69pg/l
	BA2C-WO30-2210	15 pg/l	U	LB<RL	blank target = 1.2pg/l
	BA2C-WO5-2210	15 pg/l	U	LB<RL	blank target = 1.2pg/l
	BA2C-WO55-2210	15 pg/l	U	LB<RL	blank target = 1.2pg/l
	BA2DC-WO20-2210	15 pg/l	U	LB<RL	blank target = 2.34pg/l
	BA2DC-WO35-2210	15 pg/l	U	LB<RL	blank target = 2.34pg/l
	BA2DC-WO5-2210	15 pg/l	U	LB<RL	blank target = 2.34pg/l
	BA3B-WO145-2210	15 pg/l	U	LB<RL	blank target = 2.95pg/l
	BA3B-WO5-2210	15 pg/l	U	LB<RL	blank target = 2.95pg/l
	BA3B-WO80-2210	15 pg/l	U	LB<RL	blank target = 2.95pg/l
	BA3C-WO30-2210	15 pg/l	U	LB<RL	blank target = 1.2pg/l
	BA3C-WO5-2210	15 pg/l	U	LB<RL	blank target = 1.2pg/l
	BA3C-WO55-2210	15 pg/l	U	LB<RL	blank target = 2.02pg/l
	BA3DC-WO20-2210	15 pg/l	U	LB<RL	blank target = 2.34pg/l
	BA3DC-WO35-2210	15 pg/l	U	LB<RL	blank target = 2.34pg/l
	BA3DC-WO5-2210	15 pg/l	U	LB<RL	blank target = 2.34pg/l
	BA4B-WO145-2210	15 pg/l	U	LB<RL	blank target = 1.7pg/l
	BA4B-WO5-2210	15 pg/l	U	LB<RL	blank target = 1.7pg/l
	BA4B-WO75-2210	15 pg/l	U	LB<RL	blank target = 1.7pg/l
	BA4C-WO30-2210	15 pg/l	U	LB<RL	blank target = 2.02pg/l
	BA4C-WO55-2210	15 pg/l	U	LB<RL	blank target = 2.02pg/l
	BA4C-WO55-2210-FD	15 pg/l	U	LB<RL	blank target = 2.02pg/l
	BA4C-WO55-2210-FD2	15 pg/l	U	LB<RL	blank target = 2.02pg/l
	BA4DC-WO20-2210	15 pg/l	U	LB<RL	blank target = 1.62pg/l
	BA4DC-WO35-2210	15 pg/l	U	LB<RL	blank target = 1.62pg/l
	BA4DC-WO5-2210	15 pg/l	U	LB<RL	blank target = 1.62pg/l
	BA5B-WO5-2210	15 pg/l	U	LB<RL	blank target = 2.95pg/l
	BA5B-WO75-2210	15 pg/l	U	LB<RL	blank target = 2.95pg/l

TABLE 3. Blank Contamination - Qualified Data

Method (Matrix) Analyte	Sample Identification	Result	Blank Contamination Qualifier*	Criteria	Comments
E1668 (Water)					
PCB-86/87/97/108/119/125	BA5C-WO30-2210	15 pg/l	U	LB<RL	blank target = 2.02pg/l
	BA5C-WO5-2210	15 pg/l	U	LB<RL	blank target = 2.02pg/l
	BA5C-WO55-2210	15 pg/l	U	LB<RL	blank target = 2.02pg/l
	BA5DC-WO20-2210	15 pg/l	U	LB<RL	blank target = 1.62pg/l
	BA5DC-WO35-2210	15 pg/l	U	LB<RL	blank target = 1.62pg/l
	BA5DC-WO5-2210	15 pg/l	U	LB<RL	blank target = 1.62pg/l
	BA6BC-WO50-2210	15 pg/l	U	LB<RL	blank target = 2.02pg/l
	BA6BC-WO5-2210	17 pg/l	U	LB<RL	blank target = 2.02pg/l
	BA6BC-WO95-2210	15 pg/l	U	LB<RL	blank target = 2.02pg/l
	BA6B-WO145-2210	15 pg/l	U	LB<RL	blank target = 2.95pg/l
	BA6B-WO5-2210	15 pg/l	U	EB<RL	blank target = 1.6pg/l
	BA6B-WO5-2210	15 pg/l	U	LB<RL	blank target = 2.95pg/l
	BA6B-WO75-2210	15 pg/l	U	EB<RL	blank target = 1.6pg/l
	BA6B-WO75-2210	15 pg/l	U	LB<RL	blank target = 2.95pg/l
	BA6C-WO30-2210	15 pg/l	U	LB<RL	blank target = 2.02pg/l
	BA6C-WO5-2210	15 pg/l	U	LB<RL	blank target = 2.02pg/l
	BA6C-WO55-2210	15 pg/l	U	LB<RL	blank target = 2.02pg/l
	BA6DC-WO20-2210	15 pg/l	U	LB<RL	blank target = 1.62pg/l
	BA6DC-WO35-2210	15 pg/l	U	LB<RL	blank target = 1.62pg/l
	BA6DC-WO5-2210	15 pg/l	U	LB<RL	blank target = 1.62pg/l
	BA7BC-WO50-2210	15 pg/l	U	LB<RL	blank target = 1.7pg/l
	BA7BC-WO5-2210	15 pg/l	U	LB<RL	blank target = 1.7pg/l
	BA7BC-WO95-2210	15 pg/l	U	LB<RL	blank target = 1.7pg/l
	BA7B-WO145-2210	15 pg/l	U	LB<RL	blank target = 2.95pg/l
	BA7B-WO5-2210	15 pg/l	U	EB<RL	blank target = 1.6pg/l
	BA7B-WO5-2210	15 pg/l	U	LB<RL	blank target = 1.05pg/l
	BA7B-WO75-2210	15 pg/l	U	EB<RL	blank target = 1.6pg/l
	BA7B-WO75-2210	15 pg/l	U	LB<RL	blank target = 2.95pg/l
	BA7C-WO30-2210	15 pg/l	U	LB<RL	blank target = 1.4pg/l
	BA7C-WO5-2210	15 pg/l	U	LB<RL	blank target = 1.4pg/l
	BA7DC-WO20-2210	15 pg/l	U	LB<RL	blank target = 1.4pg/l
	BA7DC-WO35-2210	15 pg/l	U	LB<RL	blank target = 1.62pg/l
	BA7DC-WO35-2210-FD	15 pg/l	U	LB<RL	blank target = 1.62pg/l

TABLE 3. Blank Contamination - Qualified Data

Method (Matrix) Analyte	Sample Identification	Result	Blank Contamination Qualifier*	Criteria	Comments
E1668 (Water)					
PCB-86/87/97/108/119/125	BA7DC-WO35-2210-FD2	15 pg/l	U	LB<RL	blank target = 1.62pg/l
	BA7DC-WO5-2210	15 pg/l	U	LB<RL	blank target = 1.4pg/l
	BA8BC-WO50-2210	15 pg/l	U	LB<RL	blank target = 1.7pg/l
	BA8BC-WO5-2210	15 pg/l	U	LB<RL	blank target = 1.7pg/l
	BA8BC-WO95-2210	15 pg/l	U	LB<RL	blank target = 1.7pg/l
	BA8B-WO145-2210	15 pg/l	U	LB<RL	blank target = 1.7pg/l
	BA8B-WO5-2210	15 pg/l	U	LB<RL	blank target = 1.7pg/l
	BA8B-WO75-2210	15 pg/l	U	LB<RL	blank target = 1.7pg/l
	BA8C-WO5-2210	15 pg/l	U	LB<RL	blank target = 1.4pg/l
	BA8C-WO55-2210	15 pg/l	U	LB<RL	blank target = 1.4pg/l
	BA8C-WO55-2210-FD	15 pg/l	U	LB<RL	blank target = 1.4pg/l
	BA8DC-WO20-2210	15 pg/l	U	LB<RL	blank target = 2.89pg/l
	BA8DC-WO35-2210	15 pg/l	U	LB<RL	blank target = 2.89pg/l
	BA8DC-WO5-2210	15 pg/l	U	LB<RL	blank target = 2.89pg/l
	BA9BC-WO50-2210	15 pg/l	U	EB<RL	blank target = 1.6pg/l
	BA9BC-WO50-2210	15 pg/l	U	LB<RL	blank target = 1.05pg/l
	BA9BC-WO5-2210	15 pg/l	U	EB<RL	blank target = 1.6pg/l
	BA9BC-WO5-2210	15 pg/l	U	LB<RL	blank target = 1.05pg/l
	BA9BC-WO95-2210	15 pg/l	U	EB<RL	blank target = 1.6pg/l
	BA9BC-WO95-2210	15 pg/l	U	LB<RL	blank target = 1.05pg/l
	BA9B-WO145-2210	15 pg/l	U	EB<RL	blank target = 1.2pg/l
	BA9B-WO145-2210	15 pg/l	U	LB<RL	blank target = 1.4pg/l
	BA9B-WO5-2210	15 pg/l	U	EB<RL	blank target = 1.6pg/l
	BA9B-WO5-2210	15 pg/l	U	LB<RL	blank target = 1.05pg/l
	BA9B-WO75-2210	15 pg/l	U	EB<RL	blank target = 1.6pg/l
	BA9B-WO75-2210	15 pg/l	U	LB<RL	blank target = 1.05pg/l
	BA9C-WO30-2210	15 pg/l	U	EB<RL	blank target = 1.6pg/l
	BA9C-WO30-2210	15 pg/l	U	LB<RL	blank target = 1.05pg/l
	BA9C-WO5-2210	15 pg/l	U	EB<RL	blank target = 1.6pg/l
	BA9C-WO5-2210	15 pg/l	U	LB<RL	blank target = 1.05pg/l
	BA9C-WO55-2210	15 pg/l	U	EB<RL	blank target = 1.6pg/l
	BA9C-WO55-2210	15 pg/l	U	LB<RL	blank target = 1.05pg/l
	BA9DC-WO20-2210	15 pg/l	U	LB<RL	blank target = 2.89pg/l

TABLE 3. Blank Contamination - Qualified Data

Method (Matrix) Analyte	Sample Identification	Result	Blank Contamination Qualifier*	Criteria	Comments
E1668 (Water)					
PCB-86/87/97/108/119/125	BA9DC-WO35-2210	15 pg/l	U	LB<RL	blank target = 2.89pg/l
	BA9DC-WO35-2210-FD	15 pg/l	U	LB<RL	blank target = 2.89pg/l
	BA9DC-WO5-2210	15 pg/l	U	LB<RL	blank target = 2.89pg/l
	T11-WO30-2210	15 pg/l	U	EB<RL	blank target = 1.2pg/l
	T11-WO30-2210	15 pg/l	U	LB<RL	blank target = 1.4pg/l
	T11-WO5-2210	15 pg/l	U	EB<RL	blank target = 1.2pg/l
	T11-WO5-2210	15 pg/l	U	LB<RL	blank target = 1.4pg/l
	W1-WO30-2210	15 pg/l	U	LB<RL	blank target = 2.34pg/l
	W1-WO55-2210	15 pg/l	U	LB<RL	blank target = 2.34pg/l
	W2-WO100-2210	15 pg/l	U	LB<RL	blank target = 2.34pg/l
	W2-WO195-2210	15 pg/l	U	LB<RL	blank target = 2.34pg/l
	W2-WO5-2210	15 pg/l	U	LB<RL	blank target = 2.34pg/l
	W3-WO100-2210	15 pg/l	U	LB<RL	blank target = 1.7pg/l
	W3-WO195-2210	15 pg/l	U	LB<RL	blank target = 1.7pg/l
	W3-WO5-2210	15 pg/l	U	LB<RL	blank target = 1.7pg/l
	W4-WO100-2210	15 pg/l	U	LB<RL	blank target = 1.7pg/l
	W4-WO195-2210	15 pg/l	U	LB<RL	blank target = 1.7pg/l
	W4-WO5-2210	15 pg/l	U	LB<RL	blank target = 1.7pg/l
	W5-WO30-2210	7.5 pg/l	U	LB<RL	blank target = 1.4pg/l
	W5-WO5-2210	7.5 pg/l	U	LB<RL	blank target = 1.4pg/l
	W5-WO55-2210	7.5 pg/l	U	LB<RL	blank target = 1.4pg/l
	W5-WO55-2210-FD	7.5 pg/l	U	LB<RL	blank target = 1.4pg/l
PCB-90/101/113	BA10B-WO145-2210	15 pg/l	U	LB<RL	blank target = 3.1pg/l
	BA10B-WO5-2210	15 pg/l	U	LB<RL	blank target = 3.1pg/l
	BA10B-WO75-2210	15 pg/l	U	LB<RL	blank target = 3.1pg/l
	BA10C-WO30-2210	15 pg/l	U	LB<RL	blank target = 3.1pg/l
	BA10C-WO5-2210	15 pg/l	U	LB<RL	blank target = 3.1pg/l
	BA10C-WO55-2210	15 pg/l	U	LB<RL	blank target = 3.1pg/l
	BA10DC-WO20-2210	15 pg/l	U	LB<RL	blank target = 3.1pg/l
	BA10DC-WO35-2210	15 pg/l	U	EB<RL	blank target = 3.3pg/l
	BA10DC-WO35-2210	15 pg/l	U	LB<RL	blank target = 1.9pg/l
	BA10DC-WO5-2210	15 pg/l	U	LB<RL	blank target = 3.1pg/l
	BA1B-WO145-2210	15 pg/l	U	LB<RL	blank target = 3.11pg/l

TABLE 3. Blank Contamination - Qualified Data

Method (Matrix) Analyte	Sample Identification	Result	Blank Contamination Qualifier*	Criteria	Comments
E1668 (Water)					
PCB-90/101/113	BA1B-WO5-2210	15 pg/l	U	LB<RL	blank target = 3.11pg/l
	BA1B-WO75-2210	15 pg/l	U	LB<RL	blank target = 3.11pg/l
	BA1C-WO30-2210	15 pg/l	U	LB<RL	blank target = 1.78pg/l
	BA1C-WO5-2210	15 pg/l	U	LB<RL	blank target = 1.78pg/l
	BA1C-WO55-2210	15 pg/l	U	LB<RL	blank target = 1.78pg/l
	BA1DC-WO20-2210	15 pg/l	U	LB<RL	blank target = 2.4pg/l
	BA1DC-WO35-2210	15 pg/l	U	LB<RL	blank target = 2.4pg/l
	BA1DC-WO5-2210	15 pg/l	U	LB<RL	blank target = 2.4pg/l
	BA1DC-WO5-2210-FD	15 pg/l	U	LB<RL	blank target = 2.4pg/l
	BA2B-WO145-2210	15 pg/l	U	LB<RL	blank target = 3.11pg/l
	BA2B-WO5-2210	15 pg/l	U	LB<RL	blank target = 3.11pg/l
	BA2B-WO75-2210	15 pg/l	U	LB<RL	blank target = 3.11pg/l
	BA2C-WO30-2210	15 pg/l	U	LB<RL	blank target = 1.78pg/l
	BA2C-WO5-2210	15 pg/l	U	LB<RL	blank target = 1.78pg/l
	BA2C-WO55-2210	15 pg/l	U	LB<RL	blank target = 1.78pg/l
	BA2DC-WO20-2210	15 pg/l	U	LB<RL	blank target = 2.4pg/l
	BA2DC-WO35-2210	15 pg/l	U	LB<RL	blank target = 2.4pg/l
	BA2DC-WO5-2210	15 pg/l	U	LB<RL	blank target = 2.4pg/l
	BA3B-WO145-2210	15 pg/l	U	LB<RL	blank target = 2.9pg/l
	BA3B-WO5-2210	15 pg/l	U	LB<RL	blank target = 2.9pg/l
	BA3B-WO80-2210	15 pg/l	U	LB<RL	blank target = 2.9pg/l
	BA3C-WO30-2210	15 pg/l	U	LB<RL	blank target = 1.78pg/l
	BA3C-WO5-2210	15 pg/l	U	LB<RL	blank target = 1.78pg/l
	BA3C-WO55-2210	15 pg/l	U	LB<RL	blank target = 2.19pg/l
	BA3DC-WO20-2210	15 pg/l	U	LB<RL	blank target = 2.4pg/l
	BA3DC-WO35-2210	15 pg/l	U	LB<RL	blank target = 2.4pg/l
	BA3DC-WO5-2210	15 pg/l	U	LB<RL	blank target = 2.4pg/l
	BA4B-WO145-2210	15 pg/l	U	LB<RL	blank target = 2.38pg/l
	BA4B-WO5-2210	15 pg/l	U	LB<RL	blank target = 2.38pg/l
	BA4B-WO75-2210	15 pg/l	U	LB<RL	blank target = 2.38pg/l
	BA4C-WO30-2210	15 pg/l	U	LB<RL	blank target = 2.19pg/l
	BA4C-WO5-2210	15 pg/l	U	LB<RL	blank target = 2.19pg/l
	BA4C-WO55-2210	15 pg/l	U	LB<RL	blank target = 2.19pg/l

TABLE 3. Blank Contamination - Qualified Data

Method (Matrix) Analyte	Sample Identification	Result	Blank Contamination Qualifier*	Criteria	Comments
E1668 (Water)					
PCB-90/101/113	BA4C-WO55-2210-FD	15 pg/l	U	LB<RL	blank target = 2.19pg/l
	BA4C-WO55-2210-FD2	15 pg/l	U	LB<RL	blank target = 2.19pg/l
	BA4DC-WO20-2210	15 pg/l	U	LB<RL	blank target = 2.37pg/l
	BA4DC-WO35-2210	15 pg/l	U	LB<RL	blank target = 2.37pg/l
	BA4DC-WO5-2210	15 pg/l	U	LB<RL	blank target = 2.37pg/l
	BA5B-WO5-2210	15 pg/l	U	LB<RL	blank target = 2.9pg/l
	BA5B-WO75-2210	15 pg/l	U	LB<RL	blank target = 2.9pg/l
	BA5C-WO30-2210	15 pg/l	U	LB<RL	blank target = 2.19pg/l
	BA5C-WO5-2210	15 pg/l	U	LB<RL	blank target = 2.19pg/l
	BA5C-WO55-2210	15 pg/l	U	LB<RL	blank target = 2.19pg/l
	BA5DC-WO20-2210	15 pg/l	U	LB<RL	blank target = 2.37pg/l
	BA5DC-WO35-2210	15 pg/l	U	LB<RL	blank target = 2.37pg/l
	BA5DC-WO5-2210	15 pg/l	U	LB<RL	blank target = 2.37pg/l
	BA6BC-WO50-2210	15 pg/l	U	LB<RL	blank target = 2.19pg/l
	BA6BC-WO5-2210	17 pg/l	U	LB<RL	blank target = 2.19pg/l
	BA6B-WO145-2210	15 pg/l	U	LB<RL	blank target = 2.9pg/l
	BA6B-WO5-2210	15 pg/l	U	EB<RL	blank target = 1.7pg/l
	BA6B-WO5-2210	15 pg/l	U	LB<RL	blank target = 2.9pg/l
	BA6B-WO75-2210	15 pg/l	U	EB<RL	blank target = 1.7pg/l
	BA6B-WO75-2210	15 pg/l	U	LB<RL	blank target = 2.9pg/l
	BA6C-WO30-2210	15 pg/l	U	LB<RL	blank target = 2.19pg/l
	BA6C-WO5-2210	15 pg/l	U	LB<RL	blank target = 2.19pg/l
	BA6C-WO55-2210	15 pg/l	U	LB<RL	blank target = 2.19pg/l
	BA6DC-WO20-2210	15 pg/l	U	LB<RL	blank target = 2.37pg/l
	BA6DC-WO35-2210	15 pg/l	U	LB<RL	blank target = 2.37pg/l
	BA6DC-WO5-2210	15 pg/l	U	LB<RL	blank target = 2.37pg/l
	BA7BC-WO50-2210	15 pg/l	U	LB<RL	blank target = 2.38pg/l
	BA7BC-WO5-2210	15 pg/l	U	LB<RL	blank target = 2.38pg/l
	BA7BC-WO95-2210	15 pg/l	U	LB<RL	blank target = 2.38pg/l
	BA7B-WO145-2210	15 pg/l	U	LB<RL	blank target = 2.9pg/l
	BA7B-WO5-2210	15 pg/l	U	EB<RL	blank target = 1.7pg/l
	BA7B-WO5-2210	15 pg/l	U	LB<RL	blank target = 1.5pg/l
	BA7B-WO75-2210	15 pg/l	U	EB<RL	blank target = 1.7pg/l

TABLE 3. Blank Contamination - Qualified Data

Method (Matrix) Analyte	Sample Identification	Result	Blank Contamination Qualifier*	Criteria	Comments
E1668 (Water)					
PCB-90/101/113	BA7B-WO75-2210	15 pg/l	U	LB<RL	blank target = 2.9pg/l
	BA7C-WO30-2210	15 pg/l	U	LB<RL	blank target = 1.9pg/l
	BA7C-WO5-2210	15 pg/l	U	LB<RL	blank target = 1.9pg/l
	BA7DC-WO20-2210	15 pg/l	U	LB<RL	blank target = 1.81pg/l
	BA7DC-WO35-2210	15 pg/l	U	LB<RL	blank target = 2.37pg/l
	BA7DC-WO35-2210-FD	15 pg/l	U	LB<RL	blank target = 2.37pg/l
	BA7DC-WO35-2210-FD2	15 pg/l	U	LB<RL	blank target = 2.37pg/l
	BA7DC-WO5-2210	15 pg/l	U	LB<RL	blank target = 1.81pg/l
	BA8BC-WO50-2210	15 pg/l	U	LB<RL	blank target = 2.38pg/l
	BA8BC-WO5-2210	15 pg/l	U	LB<RL	blank target = 2.38pg/l
	BA8BC-WO95-2210	15 pg/l	U	LB<RL	blank target = 2.38pg/l
	BA8B-WO145-2210	15 pg/l	U	LB<RL	blank target = 2.38pg/l
	BA8B-WO5-2210	15 pg/l	U	LB<RL	blank target = 2.38pg/l
	BA8B-WO75-2210	15 pg/l	U	LB<RL	blank target = 2.38pg/l
	BA8C-WO30-2210	15 pg/l	U	LB<RL	blank target = 1.9pg/l
	BA8C-WO5-2210	15 pg/l	U	LB<RL	blank target = 1.9pg/l
	BA8C-WO55-2210	15 pg/l	U	LB<RL	blank target = 1.9pg/l
	BA8C-WO55-2210-FD	15 pg/l	U	LB<RL	blank target = 1.9pg/l
	BA8C-WO55-2210-FD2	15 pg/l	U	LB<RL	blank target = 1.9pg/l
	BA8DC-WO20-2210	15 pg/l	U	LB<RL	blank target = 3.1pg/l
	BA8DC-WO35-2210	15 pg/l	U	LB<RL	blank target = 3.1pg/l
	BA8DC-WO5-2210	15 pg/l	U	LB<RL	blank target = 3.1pg/l
	BA9BC-WO50-2210	15 pg/l	U	EB<RL	blank target = 1.7pg/l
	BA9BC-WO50-2210	15 pg/l	U	LB<RL	blank target = 1.5pg/l
	BA9BC-WO5-2210	15 pg/l	U	EB<RL	blank target = 1.7pg/l
	BA9BC-WO5-2210	15 pg/l	U	LB<RL	blank target = 1.5pg/l
	BA9BC-WO95-2210	15 pg/l	U	EB<RL	blank target = 1.7pg/l
	BA9BC-WO95-2210	15 pg/l	U	LB<RL	blank target = 1.5pg/l
	BA9B-WO145-2210	15 pg/l	U	EB<RL	blank target = 3.3pg/l
	BA9B-WO145-2210	15 pg/l	U	LB<RL	blank target = 1.9pg/l
	BA9B-WO5-2210	15 pg/l	U	EB<RL	blank target = 1.7pg/l
	BA9B-WO5-2210	15 pg/l	U	LB<RL	blank target = 1.5pg/l
	BA9B-WO75-2210	15 pg/l	U	EB<RL	blank target = 1.7pg/l

TABLE 3. Blank Contamination - Qualified Data

Method (Matrix) Analyte	Sample Identification	Result	Blank Contamination Qualifier*	Criteria	Comments
E1668 (Water)					
PCB-90/101/113	BA9B-WO75-2210	15 pg/l	U	LB<RL	blank target = 1.5pg/l
	BA9C-WO30-2210	15 pg/l	U	EB<RL	blank target = 1.7pg/l
	BA9C-WO30-2210	15 pg/l	U	LB<RL	blank target = 1.5pg/l
	BA9C-WO5-2210	15 pg/l	U	EB<RL	blank target = 1.7pg/l
	BA9C-WO5-2210	15 pg/l	U	LB<RL	blank target = 1.5pg/l
	BA9C-WO55-2210	15 pg/l	U	EB<RL	blank target = 1.7pg/l
	BA9C-WO55-2210	15 pg/l	U	LB<RL	blank target = 1.5pg/l
	BA9DC-WO20-2210	15 pg/l	U	LB<RL	blank target = 3.1pg/l
	BA9DC-WO35-2210	15 pg/l	U	LB<RL	blank target = 3.1pg/l
	BA9DC-WO35-2210-FD	15 pg/l	U	LB<RL	blank target = 3.1pg/l
	BA9DC-WO5-2210	15 pg/l	U	LB<RL	blank target = 3.1pg/l
	T11-WO30-2210	15 pg/l	U	EB<RL	blank target = 3.3pg/l
	T11-WO30-2210	15 pg/l	U	LB<RL	blank target = 1.9pg/l
	T11-WO5-2210	15 pg/l	U	EB<RL	blank target = 3.3pg/l
	T11-WO5-2210	15 pg/l	U	LB<RL	blank target = 1.9pg/l
	W1-WO55-2210	15 pg/l	U	LB<RL	blank target = 2.4pg/l
	W2-WO100-2210	15 pg/l	U	LB<RL	blank target = 2.4pg/l
	W2-WO195-2210	15 pg/l	U	LB<RL	blank target = 2.4pg/l
	W2-WO5-2210	15 pg/l	U	LB<RL	blank target = 2.4pg/l
	W3-WO100-2210	15 pg/l	U	LB<RL	blank target = 2.38pg/l
	W3-WO195-2210	15 pg/l	U	LB<RL	blank target = 2.38pg/l
	W3-WO5-2210	15 pg/l	U	LB<RL	blank target = 2.38pg/l
	W4-WO100-2210	15 pg/l	U	LB<RL	blank target = 2.38pg/l
	W4-WO195-2210	15 pg/l	U	LB<RL	blank target = 2.38pg/l
	W4-WO5-2210	15 pg/l	U	LB<RL	blank target = 2.38pg/l
	W5-WO30-2210	7.5 pg/l	U	LB<RL	blank target = 1.81pg/l
	W5-WO5-2210	7.5 pg/l	U	LB<RL	blank target = 1.81pg/l
	W5-WO55-2210	7.5 pg/l	U	LB<RL	blank target = 1.81pg/l
	W5-WO55-2210-FD	7.5 pg/l	U	LB<RL	blank target = 1.81pg/l
E1699M (Water)					
2,4'-DDE	BA3C-WO55-2210	0.023 ng/l	U	LB<RL	blank target = 0.00368ng/l
	BA4C-WO5-2210	0.023 ng/l	U	LB<RL	blank target = 0.00368ng/l
	BA4C-WO55-2210	0.023 ng/l	U	LB<RL	blank target = 0.00368ng/l

TABLE 3. Blank Contamination - Qualified Data

Method (Matrix) Analyte	Sample Identification	Result	Blank Contamination Qualifier*	Criteria	Comments
E1699M (Water)					
2,4'-DDE	BA4C-WO55-2210-FD	0.023 ng/l	U	LB<RL	blank target = 0.00368ng/l
	BA4C-WO55-2210-FD2	0.023 ng/l	U	LB<RL	blank target = 0.00368ng/l
	BA5C-WO5-2210	0.023 ng/l	U	LB<RL	blank target = 0.00368ng/l
	BA5C-WO55-2210	0.023 ng/l	U	LB<RL	blank target = 0.00368ng/l
	BA6BC-WO5-2210	0.025 ng/l	U	LB<RL	blank target = 0.00368ng/l
4,4'-DDE	BA10B-WO75-2210	0.022 ng/l	U	LB<RL	blank target = 0.00578ng/l
	BA10C-WO30-2210	0.024 ng/l	U	LB<RL	blank target = 0.00578ng/l
	BA10C-WO5-2210	0.022 ng/l	U	LB<RL	blank target = 0.00578ng/l
	BA10DC-WO20-2210	0.022 ng/l	U	LB<RL	blank target = 0.00578ng/l
	BA10DC-WO5-2210	0.022 ng/l	U	LB<RL	blank target = 0.00578ng/l
	BA1DC-WO20-2210	0.023 ng/l	U	LB<RL	blank target = 0.00406ng/l
	BA1DC-WO5-2210	0.023 ng/l	U	LB<RL	blank target = 0.00406ng/l
	BA1DC-WO5-2210-FD	0.023 ng/l	U	LB<RL	blank target = 0.00406ng/l
	BA2DC-WO5-2210	0.023 ng/l	U	LB<RL	blank target = 0.00406ng/l
	BA3B-WO5-2210	0.024 ng/l	U	LB<RL	blank target = 0.00649ng/l
	BA3B-WO80-2210	0.023 ng/l	U	LB<RL	blank target = 0.00649ng/l
	BA3DC-WO5-2210	0.023 ng/l	U	LB<RL	blank target = 0.00406ng/l
	BA4C-WO30-2210	0.023 ng/l	U	LB<RL	blank target = 0.00667ng/l
	BA4C-WO5-2210	0.0235 ng/l	U	LB<RL	blank target = 0.00667ng/l
	BA5B-WO5-2210	0.0238 ng/l	U	LB<RL	blank target = 0.00649ng/l
	BA5B-WO75-2210	0.023 ng/l	U	LB<RL	blank target = 0.00649ng/l
	BA5C-WO30-2210	0.023 ng/l	U	LB<RL	blank target = 0.00667ng/l
	BA6BC-WO50-2210	0.023 ng/l	U	LB<RL	blank target = 0.00667ng/l
	BA6BC-WO5-2210	0.025 ng/l	U	LB<RL	blank target = 0.00667ng/l
	BA6B-WO5-2210	0.023 ng/l	U	LB<RL	blank target = 0.00649ng/l
	BA6C-WO30-2210	0.023 ng/l	U	LB<RL	blank target = 0.00667ng/l
	BA6C-WO5-2210	0.023 ng/l	U	LB<RL	blank target = 0.00667ng/l
	BA7B-WO5-2210	0.023 ng/l	U	LB<RL	blank target = 0.00599ng/l
	BA7B-WO75-2210	0.023 ng/l	U	LB<RL	blank target = 0.00649ng/l
	BA8DC-WO20-2210	0.022 ng/l	U	LB<RL	blank target = 0.00578ng/l
	BA8DC-WO5-2210	0.022 ng/l	U	LB<RL	blank target = 0.00578ng/l
	BA9BC-WO5-2210	0.0229 ng/l	U	LB<RL	blank target = 0.00599ng/l
	BA9B-WO5-2210	0.023 ng/l	U	LB<RL	blank target = 0.00599ng/l

TABLE 3. Blank Contamination - Qualified Data

Method (Matrix) Analyte	Sample Identification	Result	Blank Contamination Qualifier*	Criteria	Comments
E1699M (Water)					
4,4'-DDE	BA9C-WO30-2210	0.0271 ng/l	U	LB<RL	blank target = 0.00599ng/l
	BA9C-WO5-2210	0.023 ng/l	U	LB<RL	blank target = 0.00599ng/l
	BA9DC-WO5-2210	0.022 ng/l	U	LB<RL	blank target = 0.00578ng/l
4,4'-DDNU	BA3C-WO55-2210	0.023 ng/l	U	LB<RL	blank target = 0.00255ng/l
	BA4C-WO55-2210	0.023 ng/l	U	LB<RL	blank target = 0.00255ng/l
	BA4C-WO55-2210-FD2	0.023 ng/l	U	LB<RL	blank target = 0.00255ng/l
	BA5C-WO5-2210	0.023 ng/l	U	LB<RL	blank target = 0.00255ng/l
	BA5C-WO55-2210	0.023 ng/l	U	LB<RL	blank target = 0.00255ng/l

ng/l = nanogram per liter

pg/l = Undefined Unit in tlkpUnits

Blank target = concentration of field or laboratory blank.

* The most severe flag for each analyte becomes the final validation flag.

Qualifier Description:

U = Analyte was not detected.

Criteria:

EB<RL = Equipment blank concentration less than the reporting limit

LB<RL = Laboratory blank contamination less than the reporting limit

LB>RL = Laboratory blank contamination greater than the reporting limit

TABLE 4. Field Duplicate Precision - Qualified Data

Method (Matrix) / Analyte	Sample Identification	Result	Field Duplicate Qualifier*	Criteria	Validation Comments
E1668 (Water)					
PCB-44/47/65	BA4C-WO55-2210	132 pg/l	J	FD>RPD	Difference > RL X 2: 76.9 vs 30
	BA4C-WO55-2210-FD	55.1 pg/l	J	FD>RPD	Difference > RL X 2: 76.9 vs 30
PCB-8	BA9DC-WO35-2210	39.2 pg/l	J	FD>RPD	Difference > RL X 2: 30.44 vs 30
	BA9DC-WO35-2210-FD	15 pg/l	J	FD>RPD	Difference > RL X 2: 30.44 vs 30
E1699M (Water)					
2,4'-DDE	BA5DC-WO35-2210	0.0417 ng/l	J	FD>RPD	Difference > RL X 2: 0.0983 vs 0.044
	BA5DC-WO35-2210-FD	0.14 ng/l	J	FD>RPD	Difference > RL X 2: 0.0983 vs 0.044
4,4'-DDE	BA5DC-WO35-2210	0.181 ng/l	J	FD>RPD	121.39 vs 30
	BA5DC-WO35-2210-FD	0.74 ng/l	J	FD>RPD	121.39 vs 30
	BA7DC-WO35-2210	0.522 ng/l	J	FD>RPD	47.98 vs 30
	BA7DC-WO35-2210-FD	0.32 ng/l	J	FD>RPD	47.98 vs 30
4,4'-DDNU	BA5DC-WO35-2210	0.0339 ng/l	J	FD>RPD	Difference > RL X 2: 0.0691 vs 0.044
	BA5DC-WO35-2210-FD	0.103 ng/l	J	FD>RPD	Difference > RL X 2: 0.0691 vs 0.044

RPD = relative percent difference

ng/l = nanogram per liter

pg/l = Undefined Unit in tlkpUnits

* The most severe flag for each analyte becomes the final validation flag.

Qualifier Description:

J = Analyte concentration is an estimated value because one or more QC specifications were not met, or concentration is greater than the MDL but less than the PQL.

Criteria:

Difference > RL X 2 = The difference between the native result and the field duplicate result is greater than 2 times the reporting limit

FD>RPD = Field duplicate RPD criteria exceeded

TABLE 5. Matrix Spike Precision/Accuracy - Qualified Data

Method (Matrix) Analyte	Sample Identification	Result	MS/MSD Qualifier*	MS Recovery	Criteria
E1668 (Water)					
2,2',3,4,4',5,6-Heptachlorobiphenyl (183)	BA10C-WO55-2210	0.11 pg/l	UJ	EMPC	EMPC
	BA10DC-WO35-2210	0.68 pg/l	UJ	EMPC	EMPC
	BA10DC-WO5-2210	0.58 pg/l	UJ	EMPC	EMPC
	BA1B-WO145-2210	0.17 pg/l	UJ	EMPC	EMPC
	BA1C-WO30-2210	0.14 pg/l	UJ	EMPC	EMPC
	BA1C-WO55-2210	0.15 pg/l	UJ	EMPC	EMPC
	BA1DC-WO35-2210	0.12 pg/l	J	EMPC	EMPC
	BA2B-WO145-2210	0.18 pg/l	UJ	EMPC	EMPC
	BA2B-WO5-2210	0.22 pg/l	UJ	EMPC	EMPC
	BA2B-WO75-2210	0.19 pg/l	UJ	EMPC	EMPC
	BA2C-WO5-2210	0.17 pg/l	UJ	EMPC	EMPC
	BA2C-WO55-2210	0.13 pg/l	UJ	EMPC	EMPC
	BA3C-WO30-2210	0.11 pg/l	UJ	EMPC	EMPC
	BA3C-WO5-2210	0.14 pg/l	UJ	EMPC	EMPC
	BA3DC-WO5-2210	0.17 pg/l	J	EMPC	EMPC
	BA4C-WO55-2210	0.12 pg/l	UJ	EMPC	EMPC
	BA4C-WO55-2210-FD	0.28 pg/l	UJ	EMPC	EMPC
	BA4C-WO55-2210-FD2	0.072 pg/l	UJ	EMPC	EMPC
	BA4DC-WO5-2210	0.091 pg/l	J	EMPC	EMPC
	BA5B-WO145-2210	0.54 pg/l	UJ	EMPC	EMPC
	BA5C-WO30-2210	0.17 pg/l	UJ	EMPC	EMPC
	BA5C-WO5-2210	0.15 pg/l	UJ	EMPC	EMPC
	BA5C-WO55-2210	0.14 pg/l	UJ	EMPC	EMPC
	BA5DC-WO20-2210	0.11 pg/l	J	EMPC	EMPC
	BA6BC-WO50-2210	0.2 pg/l	UJ	EMPC	EMPC
	BA6BC-WO5-2210	0.17 pg/l	UJ	EMPC	EMPC
	BA6BC-WO95-2210	0.28 pg/l	UJ	EMPC	EMPC
	BA6B-WO145-2210	0.28 pg/l	J	EMPC	EMPC
	BA6B-WO75-2210	0.13 pg/l	J	EMPC	EMPC
	BA6C-WO5-2210	0.21 pg/l	UJ	EMPC	EMPC
	BA6C-WO55-2210	0.21 pg/l	UJ	EMPC	EMPC
	BA6DC-WO20-2210	0.14 pg/l	UJ	EMPC	EMPC
	BA6DC-WO35-2210	0.15 pg/l	J	EMPC	EMPC
	BA7BC-WO5-2210	15 pg/l	J	EMPC	EMPC
	BA7B-WO145-2210	0.28 pg/l	J	EMPC	EMPC

TABLE 5. Matrix Spike Precision/Accuracy - Qualified Data

Method (Matrix) Analyte	Sample Identification	Result	MS/MSD Qualifier*	MS Recovery	Criteria
E1668 (Water)					
2,2',3,4,4',5,6-Heptachlorobiphenyl (183)	BA7C-WO55-2210	0.24 pg/l	UJ	EMPC	EMPC
	BA7DC-WO20-2210	0.059 pg/l	UJ	EMPC	EMPC
	BA7DC-WO35-2210-FD	0.17 pg/l	J	EMPC	EMPC
	BA8BC-WO50-2210	0.13 pg/l	J	EMPC	EMPC
	BA8BC-WO95-2210	15 pg/l	J	EMPC	EMPC
	BA8B-WO145-2210	0.26 pg/l	UJ	EMPC	EMPC
	BA9BC-WO50-2210	0.066 pg/l	J	EMPC	EMPC
	BA9BC-WO5-2210	0.11 pg/l	J	EMPC	EMPC
	BA9C-WO30-2210	0.097 pg/l	J	EMPC	EMPC
	BA9C-WO5-2210	0.067 pg/l	UJ	EMPC	EMPC
	BA9C-WO55-2210	0.08 pg/l	UJ	EMPC	EMPC
	T11-WO30-2210	0.13 pg/l	UJ	EMPC	EMPC
	W1-WO55-2210	0.43 pg/l	J	EMPC	EMPC
	W2-WO100-2210	0.11 pg/l	J	EMPC	EMPC
	W2-WO195-2210	0.12 pg/l	UJ	EMPC	EMPC
	W2-WO5-2210	0.15 pg/l	J	EMPC	EMPC
	W3-WO100-2210	15 pg/l	J	EMPC	EMPC
	W5-WO55-2210	0.11 pg/l	UJ	EMPC	EMPC
	W5-WO55-2210-FD	0.089 pg/l	UJ	EMPC	EMPC
Decachlorobiphenyl	BA10DC-WO35-2210	0.64 pg/l	UJ	EMPC	EMPC
	BA1B-WO145-2210	15 pg/l	UJ	EMPC	EMPC
	BA1B-WO5-2210	15 pg/l	UJ	EMPC	EMPC
	BA1C-WO30-2210	0.21 pg/l	UJ	EMPC	EMPC
	BA1DC-WO20-2210	15 pg/l	J	EMPC	EMPC
	BA1DC-WO5-2210	15 pg/l	J	EMPC	EMPC
	BA2B-WO145-2210	15 pg/l	UJ	EMPC	EMPC
	BA2B-WO75-2210	15 pg/l	UJ	EMPC	EMPC
	BA2C-WO55-2210	0.54 pg/l	UJ	EMPC	EMPC
	BA2DC-WO20-2210	15 pg/l	J	EMPC	EMPC
	BA2DC-WO35-2210	15 pg/l	J	EMPC	EMPC
	BA3B-WO5-2210	15 pg/l	UJ	EMPC	EMPC
	BA3C-WO55-2210	15 pg/l	UJ	EMPC	EMPC
	BA3DC-WO20-2210	15 pg/l	J	EMPC	EMPC
	BA3DC-WO35-2210	15 pg/l	J	EMPC	EMPC
	BA3DC-WO5-2210	15 pg/l	J	EMPC	EMPC

TABLE 5. Matrix Spike Precision/Accuracy - Qualified Data

Method (Matrix) Analyte	Sample Identification	Result	MS/MSD Qualifier*	MS Recovery	Criteria
E1668 (Water)					
Decachlorobiphenyl	BA4C-WO5-2210	15 pg/l	UJ	EMPC	EMPC
	BA4C-WO55-2210	15 pg/l	UJ	EMPC	EMPC
	BA4C-WO55-2210-FD	15 pg/l	UJ	EMPC	EMPC
	BA5B-WO145-2210	0.75 pg/l	UJ	EMPC	EMPC
	BA5B-WO5-2210	15 pg/l	UJ	EMPC	EMPC
	BA5C-WO55-2210	15 pg/l	UJ	EMPC	EMPC
	BA6B-WO145-2210	15 pg/l	J	EMPC	EMPC
	BA6B-WO75-2210	15 pg/l	J	EMPC	EMPC
	BA6C-WO30-2210	15 pg/l	UJ	EMPC	EMPC
	BA6C-WO55-2210	15 pg/l	UJ	EMPC	EMPC
	BA7BC-WO50-2210	15 pg/l	J	EMPC	EMPC
	BA7B-WO145-2210	15 pg/l	J	EMPC	EMPC
	BA7B-WO5-2210	15 pg/l	J	EMPC	EMPC
	BA7C-WO5-2210	0.4 pg/l	UJ	EMPC	EMPC
	BA8C-WO5-2210	0.29 pg/l	UJ	EMPC	EMPC
	BA8C-WO55-2210	0.17 pg/l	UJ	EMPC	EMPC
	BA9BC-WO5-2210	15 pg/l	J	EMPC	EMPC
	BA9C-WO5-2210	15 pg/l	J	EMPC	EMPC
	BA9C-WO55-2210	15 pg/l	J	EMPC	EMPC
	W2-WO195-2210	15 pg/l	J	EMPC	EMPC
	W2-WO5-2210	15 pg/l	J	EMPC	EMPC
	W5-WO5-2210	7.5 pg/l	UJ	EMPC	EMPC
	W5-WO55-2210	7.5 pg/l	UJ	EMPC	EMPC
	W5-WO55-2210-FD	7.5 pg/l	UJ	EMPC	EMPC
PCB-105	BA10B-WO145-2210	15 pg/l	J	EMPC	EMPC
	BA10C-WO5-2210	15 pg/l	UJ	EMPC	EMPC
	BA1C-WO30-2210	15 pg/l	UJ	EMPC	EMPC
	BA1C-WO5-2210	15 pg/l	UJ	EMPC	EMPC
	BA1DC-WO20-2210	15 pg/l	J	EMPC	EMPC
	BA1DC-WO35-2210	15 pg/l	J	EMPC	EMPC
	BA1DC-WO5-2210	15 pg/l	J	EMPC	EMPC
	BA2B-WO145-2210	15 pg/l	UJ	EMPC	EMPC
	BA2C-WO5-2210	15 pg/l	UJ	EMPC	EMPC
	BA2DC-WO35-2210	15 pg/l	J	EMPC	EMPC
	BA3B-WO145-2210	15 pg/l	UJ	EMPC	EMPC

TABLE 5. Matrix Spike Precision/Accuracy - Qualified Data

Method (Matrix) Analyte	Sample Identification	Result	MS/MSD Qualifier*	MS Recovery	Criteria
E1668 (Water)					
PCB-105	BA3C-WO30-2210	15 pg/l	UJ	EMPC	EMPC
	BA3C-WO5-2210	15 pg/l	UJ	EMPC	EMPC
	BA3C-WO55-2210	15 pg/l	UJ	EMPC	EMPC
	BA3DC-WO20-2210	15 pg/l	J	EMPC	EMPC
	BA3DC-WO35-2210	15 pg/l	J	EMPC	EMPC
	BA3DC-WO5-2210	15 pg/l	J	EMPC	EMPC
	BA4B-WO145-2210	15 pg/l	J	EMPC	EMPC
	BA4B-WO75-2210	15 pg/l	J	EMPC	EMPC
	BA4DC-WO20-2210	15 pg/l	J	EMPC	EMPC
	BA5B-WO145-2210	5.6 pg/l	UJ	EMPC	EMPC
	BA5B-WO5-2210	15 pg/l	UJ	EMPC	EMPC
	BA5B-WO75-2210	15 pg/l	UJ	EMPC	EMPC
	BA5C-WO5-2210	15 pg/l	UJ	EMPC	EMPC
	BA5DC-WO5-2210	15 pg/l	J	EMPC	EMPC
	BA6B-WO145-2210	15 pg/l	J	EMPC	EMPC
	BA6DC-WO20-2210	15 pg/l	J	EMPC	EMPC
	BA6DC-WO5-2210	15 pg/l	J	EMPC	EMPC
	BA7BC-WO50-2210	15 pg/l	J	EMPC	EMPC
	BA7BC-WO5-2210	15 pg/l	J	EMPC	EMPC
	BA7B-WO5-2210	15 pg/l	J	EMPC	EMPC
	BA7B-WO75-2210	15 pg/l	J	EMPC	EMPC
	BA7C-WO30-2210	15 pg/l	UJ	EMPC	EMPC
	BA7C-WO5-2210	15 pg/l	UJ	EMPC	EMPC
	BA7DC-WO20-2210	15 pg/l	J	EMPC	EMPC
	BA7DC-WO5-2210	15 pg/l	J	EMPC	EMPC
	BA8BC-WO50-2210	15 pg/l	J	EMPC	EMPC
	BA8BC-WO5-2210	15 pg/l	J	EMPC	EMPC
	BA8B-WO145-2210	15 pg/l	J	EMPC	EMPC
	BA8C-WO5-2210	15 pg/l	UJ	EMPC	EMPC
	BA8C-WO55-2210	15 pg/l	UJ	EMPC	EMPC
	BA9BC-WO5-2210	15 pg/l	J	EMPC	EMPC
	BA9B-WO145-2210	2.1 pg/l	UJ	EMPC	EMPC
	BA9B-WO75-2210	15 pg/l	J	EMPC	EMPC
	BA9C-WO30-2210	15 pg/l	J	EMPC	EMPC
	BA9C-WO55-2210	15 pg/l	J	EMPC	EMPC

TABLE 5. Matrix Spike Precision/Accuracy - Qualified Data

Method (Matrix) Analyte	Sample Identification	Result	MS/MSD Qualifier*	MS Recovery	Criteria
E1668 (Water)					
PCB-105	BA9DC-WO35-2210	15 pg/l	J	EMPC	EMPC
	W2-WO5-2210	15 pg/l	J	EMPC	EMPC
	W3-WO195-2210	15 pg/l	J	EMPC	EMPC
	W4-WO100-2210	15 pg/l	J	EMPC	EMPC
	W5-WO30-2210	7.5 pg/l	UJ	EMPC	EMPC
	W5-WO55-2210	7.5 pg/l	UJ	EMPC	EMPC
	W5-WO55-2210-FD	7.5 pg/l	UJ	EMPC	EMPC
PCB-114	BA1B-WO5-2210	0.16 pg/l	UJ	EMPC	EMPC
	BA1B-WO75-2210	0.29 pg/l	UJ	EMPC	EMPC
	BA3C-WO55-2210	0.15 pg/l	UJ	EMPC	EMPC
	BA4B-WO145-2210	15 pg/l	J	EMPC	EMPC
	BA4C-WO5-2210	0.31 pg/l	UJ	EMPC	EMPC
	BA4C-WO55-2210	15 pg/l	UJ	EMPC	EMPC
	BA4C-WO55-2210-FD	0.29 pg/l	UJ	EMPC	EMPC
	BA4C-WO55-2210-FD2	15 pg/l	UJ	EMPC	EMPC
	BA5DC-WO35-2210	15 pg/l	J	EMPC	EMPC
	BA5DC-WO35-2210-FD	15 pg/l	J	EMPC	EMPC
	BA5DC-WO5-2210	0.11 pg/l	UJ	EMPC	EMPC
	BA6BC-WO50-2210	0.085 pg/l	UJ	EMPC	EMPC
	BA6B-WO145-2210	15 pg/l	J	EMPC	EMPC
	BA6C-WO5-2210	0.22 pg/l	UJ	EMPC	EMPC
	BA7BC-WO50-2210	15 pg/l	J	EMPC	EMPC
	BA7B-WO145-2210	15 pg/l	J	EMPC	EMPC
	BA7DC-WO35-2210	15 pg/l	J	EMPC	EMPC
	BA7DC-WO35-2210-FD	15 pg/l	J	EMPC	EMPC
	BA7DC-WO35-2210-FD2	15 pg/l	J	EMPC	EMPC
	BA8BC-WO50-2210	0.098 pg/l	UJ	EMPC	EMPC
	BA8BC-WO95-2210	15 pg/l	J	EMPC	EMPC
	BA8B-WO5-2210	15 pg/l	J	EMPC	EMPC
	BA8B-WO75-2210	15 pg/l	J	EMPC	EMPC
	BA8C-WO55-2210	0.13 pg/l	UJ	EMPC	EMPC
	BA8DC-WO5-2210	0.18 pg/l	J	EMPC	EMPC
	BA9BC-WO95-2210	15 pg/l	J	EMPC	EMPC
	BA9C-WO55-2210	0.069 pg/l	UJ	EMPC	EMPC
	W2-WO100-2210	0.11 pg/l	UJ	EMPC	EMPC

TABLE 5. Matrix Spike Precision/Accuracy - Qualified Data

Method (Matrix) Analyte	Sample Identification	Result	MS/MSD Qualifier*	MS Recovery	Criteria
E1668 (Water)					
PCB-114	W3-WO100-2210	15 pg/l	J	EMPC	EMPC
	W4-WO100-2210	0.09 pg/l	UJ	EMPC	EMPC
	W5-WO55-2210-FD	0.062 pg/l	UJ	EMPC	EMPC
PCB-118	BA10B-WO145-2210	15 pg/l	J	EMPC	EMPC
	BA10DC-WO5-2210	15 pg/l	UJ	EMPC	EMPC
	BA1C-WO30-2210	15 pg/l	UJ	EMPC	EMPC
	BA1C-WO5-2210	15 pg/l	UJ	EMPC	EMPC
	BA1DC-WO5-2210	15 pg/l	J	EMPC	EMPC
	BA3B-WO145-2210	15 pg/l	UJ	EMPC	EMPC
	BA3B-WO80-2210	15 pg/l	UJ	EMPC	EMPC
	BA3C-WO55-2210	15 pg/l	UJ	EMPC	EMPC
	BA3DC-WO35-2210	15 pg/l	J	EMPC	EMPC
	BA4B-WO5-2210	15 pg/l	J	EMPC	EMPC
	BA4C-WO30-2210	15 pg/l	UJ	EMPC	EMPC
	BA4C-WO55-2210	15 pg/l	UJ	EMPC	EMPC
	BA5B-WO75-2210	15 pg/l	UJ	EMPC	EMPC
	BA5C-WO30-2210	15 pg/l	UJ	EMPC	EMPC
	BA6BC-WO5-2210	17 pg/l	UJ	EMPC	EMPC
	BA6DC-WO5-2210	15 pg/l	J	EMPC	EMPC
	BA7C-WO30-2210	15 pg/l	UJ	EMPC	EMPC
	BA7C-WO55-2210	6.8 pg/l	UJ	EMPC	EMPC
	BA8B-WO145-2210	15 pg/l	J	EMPC	EMPC
	BA8C-WO30-2210	15 pg/l	UJ	EMPC	EMPC
	BA8C-WO5-2210	15 pg/l	UJ	EMPC	EMPC
	BA9BC-WO5-2210	15 pg/l	J	EMPC	EMPC
	BA9B-WO145-2210	15 pg/l	UJ	EMPC	EMPC
	BA9B-WO5-2210	15 pg/l	J	EMPC	EMPC
	BA9DC-WO5-2210	15 pg/l	J	EMPC	EMPC
	W1-WO30-2210	15 pg/l	J	EMPC	EMPC
	W1-WO5-2210	15 pg/l	J	EMPC	EMPC
	W1-WO55-2210	15 pg/l	J	EMPC	EMPC
	W5-WO30-2210	7.5 pg/l	UJ	EMPC	EMPC
	W5-WO55-2210	7.5 pg/l	UJ	EMPC	EMPC
PCB-123	BA10DC-WO35-2210	0.97 pg/l	UJ	EMPC	EMPC

TABLE 5. Matrix Spike Precision/Accuracy - Qualified Data

Method (Matrix) Analyte	Sample Identification	Result	MS/MSD Qualifier*	MS Recovery	Criteria
E1668 (Water)					
PCB-123	BA1B-WO75-2210	0.29 pg/l	UJ	EMPC	EMPC
	BA1C-WO55-2210	0.12 pg/l	UJ	EMPC	EMPC
	BA2B-WO145-2210	0.2 pg/l	UJ	EMPC	EMPC
	BA2C-WO5-2210	0.12 pg/l	UJ	EMPC	EMPC
	BA3DC-WO35-2210	0.34 pg/l	UJ	EMPC	EMPC
	BA4B-WO5-2210	15 pg/l	J	EMPC	EMPC
	BA4B-WO75-2210	0.12 pg/l	UJ	EMPC	EMPC
	BA4C-WO55-2210	15 pg/l	UJ	EMPC	EMPC
	BA4C-WO55-2210-FD2	15 pg/l	UJ	EMPC	EMPC
	BA4DC-WO20-2210	0.091 pg/l	UJ	EMPC	EMPC
	BA4DC-WO35-2210	0.14 pg/l	J	EMPC	EMPC
	BA4DC-WO5-2210	0.062 pg/l	UJ	EMPC	EMPC
	BA5C-WO5-2210	0.19 pg/l	UJ	EMPC	EMPC
	BA5C-WO55-2210	0.13 pg/l	UJ	EMPC	EMPC
	BA5DC-WO35-2210	0.073 pg/l	UJ	EMPC	EMPC
	BA5DC-WO35-2210-FD	0.2 pg/l	J	EMPC	EMPC
	BA6BC-WO50-2210	15 pg/l	UJ	EMPC	EMPC
	BA6B-WO145-2210	0.17 pg/l	J	EMPC	EMPC
	BA6C-WO30-2210	15 pg/l	UJ	EMPC	EMPC
	BA6C-WO55-2210	15 pg/l	UJ	EMPC	EMPC
	BA6DC-WO35-2210	0.071 pg/l	UJ	EMPC	EMPC
	BA7BC-WO50-2210	15 pg/l	J	EMPC	EMPC
	BA7BC-WO95-2210	0.23 pg/l	UJ	EMPC	EMPC
	BA7B-WO145-2210	0.17 pg/l	J	EMPC	EMPC
	BA7DC-WO35-2210-FD	0.18 pg/l	J	EMPC	EMPC
	BA7DC-WO35-2210-FD2	0.14 pg/l	J	EMPC	EMPC
	BA8BC-WO50-2210	15 pg/l	J	EMPC	EMPC
	BA8BC-WO95-2210	0.092 pg/l	UJ	EMPC	EMPC
	BA8B-WO145-2210	0.26 pg/l	UJ	EMPC	EMPC
	BA8B-WO5-2210	15 pg/l	J	EMPC	EMPC
	BA8B-WO75-2210	15 pg/l	J	EMPC	EMPC
	BA8DC-WO5-2210	0.17 pg/l	J	EMPC	EMPC
	BA9BC-WO5-2210	0.071 pg/l	UJ	EMPC	EMPC
	BA9C-WO30-2210	0.085 pg/l	UJ	EMPC	EMPC
	BA9C-WO5-2210	0.9 pg/l	J	EMPC	EMPC

TABLE 5. Matrix Spike Precision/Accuracy - Qualified Data

Method (Matrix) Analyte	Sample Identification	Result	MS/MSD Qualifier*	MS Recovery	Criteria
E1668 (Water)					
PCB-123	W1-WO30-2210	0.59 pg/l	UJ	EMPC	EMPC
	W1-WO55-2210	0.22 pg/l	UJ	EMPC	EMPC
	W3-WO195-2210	0.08 pg/l	UJ	EMPC	EMPC
	W3-WO5-2210	0.081 pg/l	UJ	EMPC	EMPC
	W4-WO100-2210	0.08 pg/l	UJ	EMPC	EMPC
	W4-WO195-2210	0.12 pg/l	UJ	EMPC	EMPC
	W5-WO55-2210	0.078 pg/l	UJ	EMPC	EMPC
PCB-126	BA1C-WO5-2210	0.37 pg/l	UJ	EMPC	EMPC
	BA2C-WO30-2210	0.12 pg/l	UJ	EMPC	EMPC
	BA3B-WO80-2210	0.1 pg/l	UJ	EMPC	EMPC
	BA3C-WO55-2210	15 pg/l	UJ	EMPC	EMPC
	BA3DC-WO5-2210	0.14 pg/l	UJ	EMPC	EMPC
	BA4C-WO5-2210	0.31 pg/l	UJ	EMPC	EMPC
	BA4C-WO55-2210	0.1 pg/l	UJ	EMPC	EMPC
	BA4C-WO55-2210-FD	0.27 pg/l	UJ	EMPC	EMPC
	BA5C-WO30-2210	0.25 pg/l	UJ	EMPC	EMPC
	BA5C-WO55-2210	0.12 pg/l	UJ	EMPC	EMPC
	BA6BC-WO5-2210	0.084 pg/l	UJ	EMPC	EMPC
	BA6BC-WO95-2210	0.19 pg/l	UJ	EMPC	EMPC
	BA6C-WO30-2210	0.1 pg/l	UJ	EMPC	EMPC
	BA7B-WO75-2210	0.15 pg/l	UJ	EMPC	EMPC
	BA8B-WO5-2210	0.037 pg/l	J	EMPC	EMPC
	BA9C-WO30-2210	0.092 pg/l	UJ	EMPC	EMPC
	BA9C-WO5-2210	0.83 pg/l	J	EMPC	EMPC
	T11-WO30-2210	0.16 pg/l	UJ	EMPC	EMPC
	W3-WO5-2210	0.075 pg/l	UJ	EMPC	EMPC
	W4-WO100-2210	0.085 pg/l	UJ	EMPC	EMPC
	W4-WO195-2210	0.11 pg/l	UJ	EMPC	EMPC
PCB-128/166	BA10B-WO145-2210	0.22 pg/l	UJ	EMPC	EMPC
	BA10B-WO75-2210	15 pg/l	J	EMPC	EMPC
	BA10C-WO30-2210	0.29 pg/l	UJ	EMPC	EMPC
	BA10C-WO5-2210	15 pg/l	UJ	EMPC	EMPC
	BA10C-WO55-2210	15 pg/l	UJ	EMPC	EMPC
	BA10DC-WO5-2210	15 pg/l	UJ	EMPC	EMPC

TABLE 5. Matrix Spike Precision/Accuracy - Qualified Data

Method (Matrix) Analyte	Sample Identification	Result	MS/MSD Qualifier*	MS Recovery	Criteria
E1668 (Water)					
PCB-128/166	BA1B-WO145-2210	15 pg/l	UJ	EMPC	EMPC
	BA1B-WO5-2210	15 pg/l	UJ	EMPC	EMPC
	BA1C-WO55-2210	0.27 pg/l	UJ	EMPC	EMPC
	BA1DC-WO5-2210	0.3 pg/l	J	EMPC	EMPC
	BA2B-WO145-2210	15 pg/l	UJ	EMPC	EMPC
	BA2B-WO5-2210	15 pg/l	UJ	EMPC	EMPC
	BA2C-WO30-2210	0.089 pg/l	UJ	EMPC	EMPC
	BA2DC-WO20-2210	0.35 pg/l	J	EMPC	EMPC
	BA2DC-WO35-2210	0.55 pg/l	J	EMPC	EMPC
	BA3B-WO5-2210	15 pg/l	UJ	EMPC	EMPC
	BA3C-WO5-2210	0.2 pg/l	UJ	EMPC	EMPC
	BA3C-WO55-2210	0.27 pg/l	UJ	EMPC	EMPC
	BA3DC-WO35-2210	0.39 pg/l	J	EMPC	EMPC
	BA4C-WO30-2210	0.76 pg/l	UJ	EMPC	EMPC
	BA4C-WO5-2210	0.26 pg/l	UJ	EMPC	EMPC
	BA4C-WO55-2210-FD	0.28 pg/l	UJ	EMPC	EMPC
	BA4DC-WO20-2210	0.23 pg/l	J	EMPC	EMPC
	BA4DC-WO35-2210	0.57 pg/l	J	EMPC	EMPC
	BA4DC-WO5-2210	0.31 pg/l	J	EMPC	EMPC
	BA5B-WO145-2210	0.92 pg/l	UJ	EMPC	EMPC
	BA5B-WO5-2210	0.13 pg/l	UJ	EMPC	EMPC
	BA5C-WO30-2210	0.21 pg/l	UJ	EMPC	EMPC
	BA5C-WO5-2210	0.28 pg/l	UJ	EMPC	EMPC
	BA5C-WO55-2210	0.15 pg/l	UJ	EMPC	EMPC
	BA5DC-WO5-2210	0.19 pg/l	J	EMPC	EMPC
	BA6BC-WO50-2210	0.23 pg/l	UJ	EMPC	EMPC
	BA6B-WO145-2210	15 pg/l	J	EMPC	EMPC
	BA6B-WO75-2210	15 pg/l	J	EMPC	EMPC
	BA6C-WO5-2210	0.17 pg/l	UJ	EMPC	EMPC
	BA6DC-WO20-2210	0.14 pg/l	J	EMPC	EMPC
	BA6DC-WO35-2210	0.27 pg/l	J	EMPC	EMPC
	BA6DC-WO5-2210	0.16 pg/l	UJ	EMPC	EMPC
	BA7BC-WO5-2210	15 pg/l	J	EMPC	EMPC
	BA7B-WO145-2210	15 pg/l	J	EMPC	EMPC
	BA7B-WO5-2210	15 pg/l	J	EMPC	EMPC

TABLE 5. Matrix Spike Precision/Accuracy - Qualified Data

Method (Matrix) Analyte	Sample Identification	Result	MS/MSD Qualifier*	MS Recovery	Criteria
E1668 (Water)					
PCB-128/166	BA7DC-WO35-2210-FD	0.4 pg/l	J	EMPC	EMPC
	BA7DC-WO5-2210	15 pg/l	J	EMPC	EMPC
	BA8BC-WO50-2210	15 pg/l	J	EMPC	EMPC
	BA8BC-WO95-2210	15 pg/l	J	EMPC	EMPC
	BA8B-WO145-2210	15 pg/l	J	EMPC	EMPC
	BA8C-WO55-2210	0.42 pg/l	UJ	EMPC	EMPC
	BA8DC-WO20-2210	15 pg/l	J	EMPC	EMPC
	BA9BC-WO50-2210	15 pg/l	J	EMPC	EMPC
	BA9C-WO5-2210	15 pg/l	J	EMPC	EMPC
	BA9C-WO55-2210	15 pg/l	J	EMPC	EMPC
	BA9DC-WO20-2210	15 pg/l	J	EMPC	EMPC
	BA9DC-WO35-2210	15 pg/l	J	EMPC	EMPC
	BA9DC-WO35-2210-FD	15 pg/l	J	EMPC	EMPC
	T11-WO30-2210	0.24 pg/l	UJ	EMPC	EMPC
	W2-WO100-2210	0.24 pg/l	J	EMPC	EMPC
	W2-WO195-2210	0.381 pg/l	J	EMPC	EMPC
	W3-WO5-2210	15 pg/l	J	EMPC	EMPC
	W4-WO5-2210	15 pg/l	J	EMPC	EMPC
	W5-WO30-2210	7.5 pg/l	UJ	EMPC	EMPC
	W5-WO5-2210	7.5 pg/l	UJ	EMPC	EMPC
PCB-129/138/163	BA10B-WO145-2210	15 pg/l	J	EMPC	EMPC
	BA10C-WO30-2210	15 pg/l	UJ	EMPC	EMPC
	BA10C-WO5-2210	15 pg/l	UJ	EMPC	EMPC
	BA10DC-WO35-2210	8.6 pg/l	UJ	EMPC	EMPC
	BA1B-WO5-2210	15 pg/l	UJ	EMPC	EMPC
	BA2C-WO30-2210	15 pg/l	UJ	EMPC	EMPC
	BA2C-WO55-2210	15 pg/l	UJ	EMPC	EMPC
	BA3B-WO5-2210	15 pg/l	UJ	EMPC	EMPC
	BA3DC-WO20-2210	15 pg/l	J	EMPC	EMPC
	BA3DC-WO5-2210	15 pg/l	J	EMPC	EMPC
	BA4C-WO30-2210	15 pg/l	UJ	EMPC	EMPC
	BA4C-WO5-2210	15 pg/l	UJ	EMPC	EMPC
	BA4C-WO55-2210-FD	15 pg/l	UJ	EMPC	EMPC
	BA5C-WO5-2210	15 pg/l	UJ	EMPC	EMPC
	BA5C-WO55-2210	15 pg/l	UJ	EMPC	EMPC

TABLE 5. Matrix Spike Precision/Accuracy - Qualified Data

Method (Matrix) Analyte	Sample Identification	Result	MS/MSD Qualifier*	MS Recovery	Criteria
E1668 (Water)					
PCB-129/138/163	BA6B-WO5-2210	15 pg/l	J	EMPC	EMPC
	BA6C-WO5-2210	15 pg/l	UJ	EMPC	EMPC
	BA6DC-WO20-2210	15 pg/l	J	EMPC	EMPC
	BA6DC-WO5-2210	15 pg/l	J	EMPC	EMPC
	BA7C-WO30-2210	15 pg/l	UJ	EMPC	EMPC
	BA8C-WO30-2210	15 pg/l	UJ	EMPC	EMPC
	BA8C-WO55-2210-FD	15 pg/l	UJ	EMPC	EMPC
	BA8C-WO55-2210-FD2	15 pg/l	UJ	EMPC	EMPC
	BA8DC-WO20-2210	15 pg/l	J	EMPC	EMPC
	BA9BC-WO50-2210	15 pg/l	J	EMPC	EMPC
	BA9B-WO145-2210	15 pg/l	UJ	EMPC	EMPC
	BA9C-WO30-2210	15 pg/l	J	EMPC	EMPC
	BA9C-WO5-2210	15 pg/l	J	EMPC	EMPC
	T11-WO30-2210	15 pg/l	UJ	EMPC	EMPC
	W1-WO5-2210	15 pg/l	J	EMPC	EMPC
	W2-WO195-2210	15 pg/l	J	EMPC	EMPC
	W4-WO5-2210	15 pg/l	J	EMPC	EMPC
PCB-135/151	BA10C-WO5-2210	15 pg/l	UJ	EMPC	EMPC
	BA10C-WO55-2210	15 pg/l	UJ	EMPC	EMPC
	BA1B-WO145-2210	15 pg/l	UJ	EMPC	EMPC
	BA1B-WO5-2210	15 pg/l	UJ	EMPC	EMPC
	BA1C-WO5-2210	15 pg/l	UJ	EMPC	EMPC
	BA2B-WO5-2210	15 pg/l	UJ	EMPC	EMPC
	BA2C-WO30-2210	15 pg/l	UJ	EMPC	EMPC
	BA2C-WO5-2210	15 pg/l	UJ	EMPC	EMPC
	BA2C-WO55-2210	15 pg/l	UJ	EMPC	EMPC
	BA2DC-WO20-2210	15 pg/l	J	EMPC	EMPC
	BA3B-WO5-2210	15 pg/l	UJ	EMPC	EMPC
	BA3C-WO5-2210	15 pg/l	UJ	EMPC	EMPC
	BA3DC-WO20-2210	15 pg/l	J	EMPC	EMPC
	BA3DC-WO5-2210	15 pg/l	J	EMPC	EMPC
	BA4C-WO30-2210	1.4 pg/l	UJ	EMPC	EMPC
	BA4C-WO5-2210	15 pg/l	UJ	EMPC	EMPC
	BA4C-WO55-2210-FD	15 pg/l	UJ	EMPC	EMPC
	BA5B-WO145-2210	15 pg/l	UJ	EMPC	EMPC

TABLE 5. Matrix Spike Precision/Accuracy - Qualified Data

Method (Matrix) Analyte	Sample Identification	Result	MS/MSD Qualifier*	MS Recovery	Criteria
E1668 (Water)					
PCB-135/151	BA5B-WO5-2210	15 pg/l	UJ	EMPC	EMPC
	BA5B-WO75-2210	15 pg/l	UJ	EMPC	EMPC
	BA5C-WO5-2210	15 pg/l	UJ	EMPC	EMPC
	BA5C-WO55-2210	15 pg/l	UJ	EMPC	EMPC
	BA5DC-WO20-2210	15 pg/l	J	EMPC	EMPC
	BA5DC-WO35-2210-FD	15 pg/l	J	EMPC	EMPC
	BA5DC-WO5-2210	15 pg/l	J	EMPC	EMPC
	BA6B-WO5-2210	15 pg/l	J	EMPC	EMPC
	BA6B-WO75-2210	15 pg/l	J	EMPC	EMPC
	BA6C-WO5-2210	15 pg/l	UJ	EMPC	EMPC
	BA6C-WO55-2210	3.2 pg/l	UJ	EMPC	EMPC
	BA6DC-WO20-2210	15 pg/l	J	EMPC	EMPC
	BA6DC-WO35-2210	15 pg/l	J	EMPC	EMPC
	BA7B-WO75-2210	15 pg/l	J	EMPC	EMPC
	BA7C-WO30-2210	15 pg/l	UJ	EMPC	EMPC
	BA7DC-WO20-2210	15 pg/l	J	EMPC	EMPC
	BA7DC-WO5-2210	15 pg/l	J	EMPC	EMPC
	BA8B-WO5-2210	15 pg/l	J	EMPC	EMPC
	BA8C-WO5-2210	15 pg/l	UJ	EMPC	EMPC
	BA8C-WO55-2210	15 pg/l	UJ	EMPC	EMPC
	BA9BC-WO50-2210	15 pg/l	J	EMPC	EMPC
	BA9BC-WO5-2210	15 pg/l	J	EMPC	EMPC
	BA9BC-WO95-2210	15 pg/l	J	EMPC	EMPC
	BA9B-WO5-2210	15 pg/l	J	EMPC	EMPC
	BA9B-WO75-2210	15 pg/l	J	EMPC	EMPC
	BA9C-WO30-2210	15 pg/l	J	EMPC	EMPC
	BA9C-WO5-2210	15 pg/l	J	EMPC	EMPC
	BA9DC-WO35-2210	15 pg/l	J	EMPC	EMPC
	BA9DC-WO35-2210-FD	15 pg/l	J	EMPC	EMPC
	BA9DC-WO5-2210	15 pg/l	J	EMPC	EMPC
	W4-WO195-2210	15 pg/l	J	EMPC	EMPC
	W5-WO55-2210-FD	7.5 pg/l	UJ	EMPC	EMPC
PCB-147/149	BA10B-WO145-2210	15 pg/l	J	EMPC	EMPC
	BA10C-WO30-2210	15 pg/l	UJ	EMPC	EMPC
	BA10C-WO5-2210	15 pg/l	UJ	EMPC	EMPC

TABLE 5. Matrix Spike Precision/Accuracy - Qualified Data

Method (Matrix) Analyte	Sample Identification	Result	MS/MSD Qualifier*	MS Recovery	Criteria
E1668 (Water)					
PCB-147/149	BA10DC-WO20-2210	15 pg/l	UJ	EMPC	EMPC
	BA10DC-WO35-2210	15 pg/l	UJ	EMPC	EMPC
	BA1B-WO145-2210	15 pg/l	UJ	EMPC	EMPC
	BA1DC-WO35-2210	15 pg/l	J	EMPC	EMPC
	BA2B-WO5-2210	15 pg/l	UJ	EMPC	EMPC
	BA2B-WO75-2210	15 pg/l	UJ	EMPC	EMPC
	BA2C-WO5-2210	15 pg/l	UJ	EMPC	EMPC
	BA2DC-WO20-2210	0.15 pg/l	UJ	EMPC	EMPC
	BA2DC-WO5-2210	15 pg/l	J	EMPC	EMPC
	BA3B-WO145-2210	15 pg/l	UJ	EMPC	EMPC
	BA3C-WO30-2210	15 pg/l	UJ	EMPC	EMPC
	BA3C-WO5-2210	15 pg/l	UJ	EMPC	EMPC
	BA3C-WO55-2210	15 pg/l	UJ	EMPC	EMPC
	BA3DC-WO20-2210	15 pg/l	J	EMPC	EMPC
	BA3DC-WO5-2210	15 pg/l	J	EMPC	EMPC
	BA4C-WO30-2210	15 pg/l	UJ	EMPC	EMPC
	BA5C-WO30-2210	15 pg/l	UJ	EMPC	EMPC
	BA5C-WO5-2210	15 pg/l	UJ	EMPC	EMPC
	BA5C-WO55-2210	15 pg/l	UJ	EMPC	EMPC
	BA5DC-WO35-2210	15 pg/l	J	EMPC	EMPC
	BA6BC-WO50-2210	0.1 pg/l	UJ	EMPC	EMPC
	BA6C-WO30-2210	15 pg/l	UJ	EMPC	EMPC
	BA6DC-WO20-2210	15 pg/l	J	EMPC	EMPC
	BA6DC-WO35-2210	15 pg/l	J	EMPC	EMPC
	BA7C-WO5-2210	15 pg/l	UJ	EMPC	EMPC
	BA7C-WO55-2210	15 pg/l	UJ	EMPC	EMPC
	BA8C-WO5-2210	15 pg/l	UJ	EMPC	EMPC
	BA8C-WO55-2210-FD	15 pg/l	UJ	EMPC	EMPC
	BA8C-WO55-2210-FD2	15 pg/l	UJ	EMPC	EMPC
	BA8DC-WO35-2210	15 pg/l	J	EMPC	EMPC
	BA9B-WO145-2210	15 pg/l	UJ	EMPC	EMPC
	BA9DC-WO20-2210	15 pg/l	J	EMPC	EMPC
	BA9DC-WO5-2210	15 pg/l	J	EMPC	EMPC
	T11-WO5-2210	15 pg/l	UJ	EMPC	EMPC
	W1-WO30-2210	15 pg/l	J	EMPC	EMPC

TABLE 5. Matrix Spike Precision/Accuracy - Qualified Data

Method (Matrix) Analyte	Sample Identification	Result	MS/MSD Qualifier*	MS Recovery	Criteria
E1668 (Water)					
PCB-147/149	W2-WO100-2210	15 pg/l	J	EMPC	EMPC
	W5-WO30-2210	7.5 pg/l	UJ	EMPC	EMPC
	W5-WO55-2210	7.5 pg/l	UJ	EMPC	EMPC
	W5-WO55-2210-FD	7.5 pg/l	UJ	EMPC	EMPC
PCB-153/168	BA10B-WO5-2210	15 pg/l	J	EMPC	EMPC
	BA10B-WO75-2210	15 pg/l	J	EMPC	EMPC
	BA10C-WO30-2210	15 pg/l	UJ	EMPC	EMPC
	BA10C-WO55-2210	15 pg/l	UJ	EMPC	EMPC
	BA10DC-WO5-2210	15 pg/l	UJ	EMPC	EMPC
	BA1DC-WO20-2210	15 pg/l	J	EMPC	EMPC
	BA2C-WO30-2210	15 pg/l	UJ	EMPC	EMPC
	BA3B-WO80-2210	15 pg/l	UJ	EMPC	EMPC
	BA3C-WO55-2210	15 pg/l	UJ	EMPC	EMPC
	BA3DC-WO5-2210	15 pg/l	J	EMPC	EMPC
	BA4C-WO5-2210	15 pg/l	UJ	EMPC	EMPC
	BA4C-WO55-2210-FD	15 pg/l	UJ	EMPC	EMPC
	BA5B-WO5-2210	15 pg/l	UJ	EMPC	EMPC
	BA5C-WO30-2210	15 pg/l	UJ	EMPC	EMPC
	BA5C-WO5-2210	15 pg/l	UJ	EMPC	EMPC
	BA5C-WO55-2210	15 pg/l	UJ	EMPC	EMPC
	BA6DC-WO20-2210	15 pg/l	J	EMPC	EMPC
	BA6DC-WO5-2210	15 pg/l	J	EMPC	EMPC
	BA7B-WO5-2210	15 pg/l	J	EMPC	EMPC
	BA7B-WO75-2210	15 pg/l	J	EMPC	EMPC
	BA7C-WO5-2210	15 pg/l	UJ	EMPC	EMPC
	BA7C-WO55-2210	15 pg/l	UJ	EMPC	EMPC
	BA8C-WO30-2210	15 pg/l	UJ	EMPC	EMPC
	BA8C-WO55-2210-FD	15 pg/l	UJ	EMPC	EMPC
	BA8C-WO55-2210-FD2	15 pg/l	UJ	EMPC	EMPC
	BA8DC-WO35-2210	15 pg/l	J	EMPC	EMPC
	BA9C-WO30-2210	15 pg/l	J	EMPC	EMPC
	BA9DC-WO5-2210	15 pg/l	J	EMPC	EMPC
	T11-WO5-2210	15 pg/l	UJ	EMPC	EMPC
	W1-WO30-2210	15 pg/l	J	EMPC	EMPC
	W1-WO5-2210	15 pg/l	J	EMPC	EMPC

TABLE 5. Matrix Spike Precision/Accuracy - Qualified Data

Method (Matrix) Analyte	Sample Identification	Result	MS/MSD Qualifier*	MS Recovery	Criteria
E1668 (Water)					
PCB-153/168	W2-WO100-2210	15 pg/l	J	EMPC	EMPC
	W3-WO5-2210	15 pg/l	J	EMPC	EMPC
PCB-156/157	BA10B-WO145-2210	0.21 pg/l	UJ	EMPC	EMPC
	BA10B-WO75-2210	30 pg/l	J	EMPC	EMPC
	BA10C-WO30-2210	0.3 pg/l	UJ	EMPC	EMPC
	BA10DC-WO20-2210	0.075 pg/l	UJ	EMPC	EMPC
	BA10DC-WO35-2210	0.64 pg/l	UJ	EMPC	EMPC
	BA1B-WO145-2210	0.48 pg/l	UJ	EMPC	EMPC
	BA1C-WO55-2210	0.27 pg/l	UJ	EMPC	EMPC
	BA1DC-WO35-2210	0.17 pg/l	UJ	EMPC	EMPC
	BA2B-WO5-2210	0.33 pg/l	UJ	EMPC	EMPC
	BA2B-WO75-2210	0.48 pg/l	UJ	EMPC	EMPC
	BA2C-WO55-2210	0.17 pg/l	UJ	EMPC	EMPC
	BA2DC-WO20-2210	0.17 pg/l	UJ	EMPC	EMPC
	BA2DC-WO5-2210	30 pg/l	J	EMPC	EMPC
	BA3B-WO145-2210	0.16 pg/l	UJ	EMPC	EMPC
	BA3B-WO5-2210	0.2 pg/l	UJ	EMPC	EMPC
	BA3B-WO80-2210	30 pg/l	UJ	EMPC	EMPC
	BA4B-WO5-2210	30 pg/l	J	EMPC	EMPC
	BA4B-WO75-2210	30 pg/l	J	EMPC	EMPC
	BA4C-WO5-2210	0.28 pg/l	UJ	EMPC	EMPC
	BA4C-WO55-2210	30 pg/l	UJ	EMPC	EMPC
	BA4DC-WO5-2210	30 pg/l	J	EMPC	EMPC
	BA5B-WO145-2210	1.2 pg/l	UJ	EMPC	EMPC
	BA5C-WO30-2210	0.23 pg/l	UJ	EMPC	EMPC
	BA5C-WO5-2210	0.19 pg/l	UJ	EMPC	EMPC
	BA5DC-WO20-2210	30 pg/l	J	EMPC	EMPC
	BA5DC-WO35-2210	30 pg/l	J	EMPC	EMPC
	BA6BC-WO95-2210	31 pg/l	UJ	EMPC	EMPC
	BA6C-WO55-2210	30 pg/l	UJ	EMPC	EMPC
	BA6DC-WO20-2210	30 pg/l	J	EMPC	EMPC
	BA6DC-WO35-2210	30 pg/l	J	EMPC	EMPC
	BA7BC-WO50-2210	30 pg/l	J	EMPC	EMPC
	BA7BC-WO5-2210	30 pg/l	J	EMPC	EMPC
	BA7BC-WO95-2210	30 pg/l	J	EMPC	EMPC

TABLE 5. Matrix Spike Precision/Accuracy - Qualified Data

Method (Matrix) Analyte	Sample Identification	Result	MS/MSD Qualifier*	MS Recovery	Criteria
E1668 (Water)					
PCB-156/157	BA7B-WO145-2210	30 pg/l	J	EMPC	EMPC
	BA7B-WO5-2210	30 pg/l	J	EMPC	EMPC
	BA7B-WO75-2210	30 pg/l	J	EMPC	EMPC
	BA7DC-WO20-2210	30 pg/l	J	EMPC	EMPC
	BA7DC-WO35-2210	30 pg/l	J	EMPC	EMPC
	BA7DC-WO5-2210	30 pg/l	J	EMPC	EMPC
	BA8B-WO75-2210	30 pg/l	J	EMPC	EMPC
	BA8DC-WO20-2210	30 pg/l	J	EMPC	EMPC
	BA8DC-WO5-2210	30 pg/l	J	EMPC	EMPC
	BA9BC-WO5-2210	30 pg/l	J	EMPC	EMPC
	BA9BC-WO95-2210	30 pg/l	J	EMPC	EMPC
	BA9B-WO5-2210	30 pg/l	J	EMPC	EMPC
	BA9B-WO75-2210	30 pg/l	J	EMPC	EMPC
	BA9DC-WO20-2210	30 pg/l	J	EMPC	EMPC
	BA9DC-WO35-2210	30 pg/l	J	EMPC	EMPC
	BA9DC-WO35-2210-FD	30 pg/l	J	EMPC	EMPC
	T11-WO30-2210	0.29 pg/l	UJ	EMPC	EMPC
	W2-WO195-2210	30 pg/l	J	EMPC	EMPC
	W3-WO100-2210	30 pg/l	J	EMPC	EMPC
	W3-WO195-2210	30 pg/l	J	EMPC	EMPC
	W3-WO5-2210	30 pg/l	J	EMPC	EMPC
	W4-WO100-2210	30 pg/l	J	EMPC	EMPC
	W5-WO30-2210	0.083 pg/l	UJ	EMPC	EMPC
	W5-WO55-2210-FD	15 pg/l	UJ	EMPC	EMPC
PCB-158	BA10B-WO5-2210	0.082 pg/l	UJ	EMPC	EMPC
	BA10B-WO75-2210	0.094 pg/l	J	EMPC	EMPC
	BA10C-WO5-2210	0.11 pg/l	UJ	EMPC	EMPC
	BA10C-WO55-2210	0.13 pg/l	UJ	EMPC	EMPC
	BA10DC-WO20-2210	0.091 pg/l	UJ	EMPC	EMPC
	BA10DC-WO5-2210	0.32 pg/l	UJ	EMPC	EMPC
	BA1B-WO5-2210	0.12 pg/l	UJ	EMPC	EMPC
	BA1B-WO75-2210	0.18 pg/l	UJ	EMPC	EMPC
	BA1C-WO5-2210	0.26 pg/l	UJ	EMPC	EMPC
	BA1C-WO55-2210	0.17 pg/l	UJ	EMPC	EMPC
	BA2B-WO145-2210	0.25 pg/l	UJ	EMPC	EMPC

TABLE 5. Matrix Spike Precision/Accuracy - Qualified Data

Method (Matrix) Analyte	Sample Identification	Result	MS/MSD Qualifier*	MS Recovery	Criteria
E1668 (Water)					
PCB-158	BA2B-WO5-2210	0.11 pg/l	UJ	EMPC	EMPC
	BA2B-WO75-2210	0.21 pg/l	UJ	EMPC	EMPC
	BA2C-WO5-2210	0.11 pg/l	UJ	EMPC	EMPC
	BA2C-WO55-2210	0.13 pg/l	UJ	EMPC	EMPC
	BA3B-WO145-2210	15 pg/l	UJ	EMPC	EMPC
	BA3B-WO5-2210	0.13 pg/l	UJ	EMPC	EMPC
	BA3C-WO5-2210	0.11 pg/l	UJ	EMPC	EMPC
	BA3C-WO55-2210	0.11 pg/l	UJ	EMPC	EMPC
	BA3DC-WO35-2210	0.26 pg/l	J	EMPC	EMPC
	BA4B-WO145-2210	15 pg/l	J	EMPC	EMPC
	BA4B-WO75-2210	15 pg/l	J	EMPC	EMPC
	BA4C-WO55-2210	0.17 pg/l	UJ	EMPC	EMPC
	BA4C-WO55-2210-FD	0.23 pg/l	UJ	EMPC	EMPC
	BA4DC-WO20-2210	0.081 pg/l	UJ	EMPC	EMPC
	BA4DC-WO35-2210	15 pg/l	J	EMPC	EMPC
	BA5C-WO30-2210	0.17 pg/l	UJ	EMPC	EMPC
	BA5C-WO5-2210	0.14 pg/l	UJ	EMPC	EMPC
	BA5C-WO55-2210	0.16 pg/l	UJ	EMPC	EMPC
	BA5DC-WO20-2210	15 pg/l	J	EMPC	EMPC
	BA5DC-WO35-2210	15 pg/l	J	EMPC	EMPC
	BA5DC-WO5-2210	0.08 pg/l	UJ	EMPC	EMPC
	BA6BC-WO50-2210	0.072 pg/l	UJ	EMPC	EMPC
	BA6BC-WO95-2210	0.21 pg/l	UJ	EMPC	EMPC
	BA6C-WO30-2210	0.077 pg/l	UJ	EMPC	EMPC
	BA6C-WO5-2210	0.13 pg/l	UJ	EMPC	EMPC
	BA6C-WO55-2210	0.25 pg/l	UJ	EMPC	EMPC
	BA6DC-WO20-2210	0.078 pg/l	UJ	EMPC	EMPC
	BA6DC-WO5-2210	0.13 pg/l	UJ	EMPC	EMPC
	BA7B-WO5-2210	15 pg/l	J	EMPC	EMPC
	BA7C-WO55-2210	0.48 pg/l	UJ	EMPC	EMPC
	BA7DC-WO20-2210	15 pg/l	J	EMPC	EMPC
	BA7DC-WO35-2210	15 pg/l	J	EMPC	EMPC
	BA7DC-WO35-2210-FD	15 pg/l	J	EMPC	EMPC
	BA7DC-WO5-2210	15 pg/l	J	EMPC	EMPC
	BA8BC-WO50-2210	15 pg/l	J	EMPC	EMPC

TABLE 5. Matrix Spike Precision/Accuracy - Qualified Data

Method (Matrix) Analyte	Sample Identification	Result	MS/MSD Qualifier*	MS Recovery	Criteria
E1668 (Water)					
PCB-158	BA8BC-WO95-2210	15 pg/l	J	EMPC	EMPC
	BA8B-WO5-2210	15 pg/l	J	EMPC	EMPC
	BA8B-WO75-2210	15 pg/l	J	EMPC	EMPC
	BA8DC-WO20-2210	0.091 pg/l	J	EMPC	EMPC
	BA8DC-WO5-2210	0.097 pg/l	UJ	EMPC	EMPC
	BA9BC-WO50-2210	15 pg/l	J	EMPC	EMPC
	BA9BC-WO5-2210	15 pg/l	J	EMPC	EMPC
	BA9BC-WO95-2210	15 pg/l	J	EMPC	EMPC
	BA9B-WO5-2210	0.072 pg/l	UJ	EMPC	EMPC
	BA9C-WO30-2210	0.054 pg/l	UJ	EMPC	EMPC
	BA9C-WO5-2210	0.052 pg/l	UJ	EMPC	EMPC
	BA9DC-WO5-2210	0.086 pg/l	J	EMPC	EMPC
	W1-WO55-2210	0.4 pg/l	J	EMPC	EMPC
	W2-WO100-2210	0.099 pg/l	J	EMPC	EMPC
	W2-WO195-2210	0.18 pg/l	J	EMPC	EMPC
	W3-WO195-2210	15 pg/l	J	EMPC	EMPC
	W3-WO5-2210	0.079 pg/l	UJ	EMPC	EMPC
	W4-WO100-2210	15 pg/l	J	EMPC	EMPC
	W5-WO30-2210	7.5 pg/l	UJ	EMPC	EMPC
	W5-WO5-2210	7.5 pg/l	UJ	EMPC	EMPC
PCB-167	BA10C-WO30-2210	0.23 pg/l	UJ	EMPC	EMPC
	BA10C-WO55-2210	0.085 pg/l	UJ	EMPC	EMPC
	BA10DC-WO20-2210	0.057 pg/l	UJ	EMPC	EMPC
	BA1B-WO145-2210	15 pg/l	UJ	EMPC	EMPC
	BA1B-WO5-2210	15 pg/l	UJ	EMPC	EMPC
	BA1C-WO30-2210	0.059 pg/l	UJ	EMPC	EMPC
	BA1C-WO55-2210	0.055 pg/l	UJ	EMPC	EMPC
	BA2B-WO145-2210	15 pg/l	UJ	EMPC	EMPC
	BA2B-WO5-2210	15 pg/l	UJ	EMPC	EMPC
	BA2B-WO75-2210	15 pg/l	UJ	EMPC	EMPC
	BA2C-WO30-2210	0.068 pg/l	UJ	EMPC	EMPC
	BA2DC-WO20-2210	0.15 pg/l	J	EMPC	EMPC
	BA3C-WO30-2210	0.072 pg/l	UJ	EMPC	EMPC
	BA3C-WO5-2210	0.11 pg/l	UJ	EMPC	EMPC
	BA3C-WO55-2210	15 pg/l	UJ	EMPC	EMPC

TABLE 5. Matrix Spike Precision/Accuracy - Qualified Data

Method (Matrix) Analyte	Sample Identification	Result	MS/MSD Qualifier*	MS Recovery	Criteria
E1668 (Water)					
PCB-167	BA3DC-WO5-2210	0.094 pg/l	UJ	EMPC	EMPC
	BA4B-WO5-2210	15 pg/l	J	EMPC	EMPC
	BA4B-WO75-2210	15 pg/l	J	EMPC	EMPC
	BA4C-WO55-2210	15 pg/l	UJ	EMPC	EMPC
	BA4DC-WO5-2210	15 pg/l	J	EMPC	EMPC
	BA5C-WO55-2210	0.13 pg/l	UJ	EMPC	EMPC
	BA5DC-WO20-2210	15 pg/l	J	EMPC	EMPC
	BA5DC-WO5-2210	0.068 pg/l	UJ	EMPC	EMPC
	BA6BC-WO50-2210	15 pg/l	UJ	EMPC	EMPC
	BA6BC-WO5-2210	0.061 pg/l	UJ	EMPC	EMPC
	BA6BC-WO95-2210	0.22 pg/l	UJ	EMPC	EMPC
	BA6B-WO145-2210	15 pg/l	J	EMPC	EMPC
	BA6B-WO5-2210	0.12 pg/l	UJ	EMPC	EMPC
	BA6C-WO5-2210	0.13 pg/l	UJ	EMPC	EMPC
	BA6C-WO55-2210	15 pg/l	UJ	EMPC	EMPC
	BA6DC-WO20-2210	15 pg/l	J	EMPC	EMPC
	BA7BC-WO50-2210	15 pg/l	J	EMPC	EMPC
	BA7BC-WO95-2210	15 pg/l	J	EMPC	EMPC
	BA7B-WO145-2210	15 pg/l	J	EMPC	EMPC
	BA7C-WO55-2210	0.37 pg/l	UJ	EMPC	EMPC
	BA7DC-WO20-2210	15 pg/l	J	EMPC	EMPC
	BA7DC-WO35-2210-FD	15 pg/l	J	EMPC	EMPC
	BA8BC-WO50-2210	15 pg/l	J	EMPC	EMPC
	BA8BC-WO5-2210	15 pg/l	J	EMPC	EMPC
	BA8B-WO75-2210	15 pg/l	J	EMPC	EMPC
	BA8C-WO55-2210	0.15 pg/l	UJ	EMPC	EMPC
	BA8DC-WO5-2210	0.67 pg/l	J	EMPC	EMPC
	BA9C-WO55-2210	15 pg/l	J	EMPC	EMPC
	BA9DC-WO20-2210	0.053 pg/l	UJ	EMPC	EMPC
	T11-WO30-2210	0.14 pg/l	UJ	EMPC	EMPC
	W2-WO100-2210	0.086 pg/l	J	EMPC	EMPC
	W2-WO195-2210	0.077 pg/l	UJ	EMPC	EMPC
	W2-WO5-2210	0.11 pg/l	J	EMPC	EMPC
	W3-WO100-2210	15 pg/l	J	EMPC	EMPC
	W3-WO195-2210	15 pg/l	J	EMPC	EMPC

TABLE 5. Matrix Spike Precision/Accuracy - Qualified Data

Method (Matrix) Analyte	Sample Identification	Result	MS/MSD Qualifier*	MS Recovery	Criteria
E1668 (Water)					
PCB-167	W3-WO5-2210	15 pg/l	J	EMPC	EMPC
	W4-WO100-2210	15 pg/l	J	EMPC	EMPC
	W5-WO30-2210	0.06 pg/l	UJ	EMPC	EMPC
	W5-WO5-2210	7.5 pg/l	UJ	EMPC	EMPC
	W5-WO55-2210	7.5 pg/l	UJ	EMPC	EMPC
	W5-WO55-2210-FD	7.5 pg/l	UJ	EMPC	EMPC
PCB-169	BA10DC-WO5-2210	0.098 pg/l	UJ	EMPC	EMPC
	BA4C-WO55-2210	0.082 pg/l	UJ	EMPC	EMPC
	BA5C-WO5-2210	0.14 pg/l	UJ	EMPC	EMPC
	BA6BC-WO5-2210	0.07 pg/l	UJ	EMPC	EMPC
	BA7C-WO30-2210	0.31 pg/l	UJ	EMPC	EMPC
	BA7DC-WO35-2210-FD	0.068 pg/l	J	EMPC	EMPC
	BA8BC-WO5-2210	0.12 pg/l	UJ	EMPC	EMPC
	BA8B-WO5-2210	0.024 pg/l	UJ	EMPC	EMPC
	BA8B-WO75-2210	15 pg/l	J	EMPC	EMPC
	BA8DC-WO5-2210	0.14 pg/l	J	EMPC	EMPC
	BA9C-WO55-2210	0.051 pg/l	UJ	EMPC	EMPC
	W3-WO100-2210	0.038 pg/l	UJ	EMPC	EMPC
	W4-WO5-2210	0.74 pg/l	J	EMPC	EMPC
PCB-170	BA10B-WO5-2210	15 pg/l	J	EMPC	EMPC
	BA10B-WO75-2210	15 pg/l	J	EMPC	EMPC
	BA10DC-WO20-2210	0.1 pg/l	UJ	EMPC	EMPC
	BA1B-WO145-2210	15 pg/l	UJ	EMPC	EMPC
	BA1B-WO5-2210	15 pg/l	UJ	EMPC	EMPC
	BA1B-WO75-2210	15 pg/l	UJ	EMPC	EMPC
	BA1C-WO30-2210	0.15 pg/l	UJ	EMPC	EMPC
	BA1C-WO5-2210	0.39 pg/l	UJ	EMPC	EMPC
	BA1C-WO55-2210	0.27 pg/l	UJ	EMPC	EMPC
	BA1DC-WO35-2210	15 pg/l	J	EMPC	EMPC
	BA1DC-WO5-2210	15 pg/l	J	EMPC	EMPC
	BA2B-WO145-2210	15 pg/l	UJ	EMPC	EMPC
	BA2B-WO5-2210	0.26 pg/l	UJ	EMPC	EMPC
	BA2B-WO75-2210	15 pg/l	UJ	EMPC	EMPC
	BA2C-WO55-2210	0.35 pg/l	UJ	EMPC	EMPC

TABLE 5. Matrix Spike Precision/Accuracy - Qualified Data

Method (Matrix) Analyte	Sample Identification	Result	MS/MSD Qualifier*	MS Recovery	Criteria
E1668 (Water)					
PCB-170	BA2DC-WO20-2210	15 pg/l	J	EMPC	EMPC
	BA2DC-WO35-2210	15 pg/l	J	EMPC	EMPC
	BA2DC-WO5-2210	15 pg/l	J	EMPC	EMPC
	BA3B-WO145-2210	15 pg/l	UJ	EMPC	EMPC
	BA3B-WO5-2210	15 pg/l	UJ	EMPC	EMPC
	BA3B-WO80-2210	15 pg/l	UJ	EMPC	EMPC
	BA3C-WO30-2210	0.21 pg/l	UJ	EMPC	EMPC
	BA3C-WO5-2210	0.19 pg/l	UJ	EMPC	EMPC
	BA3DC-WO35-2210	15 pg/l	J	EMPC	EMPC
	BA4B-WO145-2210	15 pg/l	J	EMPC	EMPC
	BA4B-WO5-2210	15 pg/l	J	EMPC	EMPC
	BA4B-WO75-2210	15 pg/l	J	EMPC	EMPC
	BA4C-WO30-2210	2.4 pg/l	UJ	EMPC	EMPC
	BA4C-WO55-2210	0.25 pg/l	UJ	EMPC	EMPC
	BA4C-WO55-2210-FD2	0.17 pg/l	UJ	EMPC	EMPC
	BA4DC-WO20-2210	15 pg/l	J	EMPC	EMPC
	BA4DC-WO35-2210	15 pg/l	J	EMPC	EMPC
	BA4DC-WO5-2210	15 pg/l	J	EMPC	EMPC
	BA5B-WO145-2210	15 pg/l	UJ	EMPC	EMPC
	BA5C-WO5-2210	0.16 pg/l	UJ	EMPC	EMPC
	BA5C-WO55-2210	0.24 pg/l	UJ	EMPC	EMPC
	BA5DC-WO20-2210	15 pg/l	J	EMPC	EMPC
	BA5DC-WO35-2210	15 pg/l	J	EMPC	EMPC
	BA5DC-WO35-2210-FD	15 pg/l	J	EMPC	EMPC
	BA5DC-WO5-2210	15 pg/l	J	EMPC	EMPC
	BA6BC-WO50-2210	0.19 pg/l	UJ	EMPC	EMPC
	BA6B-WO5-2210	15 pg/l	J	EMPC	EMPC
	BA6B-WO75-2210	15 pg/l	J	EMPC	EMPC
	BA6C-WO30-2210	0.15 pg/l	UJ	EMPC	EMPC
	BA6C-WO5-2210	0.24 pg/l	UJ	EMPC	EMPC
	BA6DC-WO20-2210	0.15 pg/l	UJ	EMPC	EMPC
	BA6DC-WO35-2210	15 pg/l	J	EMPC	EMPC
	BA7BC-WO50-2210	15 pg/l	J	EMPC	EMPC
	BA7BC-WO5-2210	15 pg/l	J	EMPC	EMPC
	BA7BC-WO95-2210	6.8 pg/l	J	EMPC	EMPC

TABLE 5. Matrix Spike Precision/Accuracy - Qualified Data

Method (Matrix) Analyte	Sample Identification	Result	MS/MSD Qualifier*	MS Recovery	Criteria
E1668 (Water)					
PCB-170	BA7B-WO5-2210	15 pg/l	J	EMPC	EMPC
	BA7B-WO75-2210	0.17 pg/l	UJ	EMPC	EMPC
	BA7C-WO5-2210	15 pg/l	UJ	EMPC	EMPC
	BA7C-WO55-2210	15 pg/l	UJ	EMPC	EMPC
	BA7DC-WO20-2210	0.089 pg/l	J	EMPC	EMPC
	BA7DC-WO35-2210-FD	15 pg/l	J	EMPC	EMPC
	BA7DC-WO35-2210-FD2	15 pg/l	J	EMPC	EMPC
	BA8BC-WO50-2210	15 pg/l	J	EMPC	EMPC
	BA8BC-WO5-2210	15 pg/l	J	EMPC	EMPC
	BA8BC-WO95-2210	15 pg/l	J	EMPC	EMPC
	BA8B-WO5-2210	15 pg/l	J	EMPC	EMPC
	BA8B-WO75-2210	15 pg/l	J	EMPC	EMPC
	BA8C-WO55-2210	15 pg/l	UJ	EMPC	EMPC
	BA8DC-WO5-2210	15 pg/l	J	EMPC	EMPC
	BA9BC-WO50-2210	15 pg/l	J	EMPC	EMPC
	BA9BC-WO5-2210	15 pg/l	J	EMPC	EMPC
	BA9BC-WO95-2210	15 pg/l	J	EMPC	EMPC
	BA9B-WO5-2210	0.11 pg/l	UJ	EMPC	EMPC
	BA9B-WO75-2210	15 pg/l	J	EMPC	EMPC
	BA9C-WO30-2210	15 pg/l	J	EMPC	EMPC
	BA9DC-WO35-2210	15 pg/l	J	EMPC	EMPC
	BA9DC-WO35-2210-FD	15 pg/l	J	EMPC	EMPC
	W2-WO100-2210	15 pg/l	J	EMPC	EMPC
	W3-WO100-2210	15 pg/l	J	EMPC	EMPC
	W3-WO195-2210	15 pg/l	J	EMPC	EMPC
	W3-WO5-2210	15 pg/l	J	EMPC	EMPC
	W4-WO100-2210	15 pg/l	J	EMPC	EMPC
	W4-WO195-2210	15 pg/l	J	EMPC	EMPC
	W4-WO5-2210	15 pg/l	J	EMPC	EMPC
	W5-WO30-2210	0.24 pg/l	UJ	EMPC	EMPC
	W5-WO5-2210	0.13 pg/l	UJ	EMPC	EMPC
	W5-WO55-2210	0.086 pg/l	UJ	EMPC	EMPC
PCB-177	BA10DC-WO35-2210	0.52 pg/l	UJ	EMPC	EMPC
	BA10DC-WO5-2210	0.28 pg/l	UJ	EMPC	EMPC
	BA1B-WO5-2210	0.23 pg/l	UJ	EMPC	EMPC

TABLE 5. Matrix Spike Precision/Accuracy - Qualified Data

Method (Matrix) Analyte	Sample Identification	Result	MS/MSD Qualifier*	MS Recovery	Criteria
E1668 (Water)					
PCB-177	BA1C-WO55-2210	0.14 pg/l	UJ	EMPC	EMPC
	BA1DC-WO35-2210	0.13 pg/l	J	EMPC	EMPC
	BA2B-WO145-2210	0.33 pg/l	UJ	EMPC	EMPC
	BA2B-WO5-2210	0.24 pg/l	UJ	EMPC	EMPC
	BA2DC-WO35-2210	0.23 pg/l	UJ	EMPC	EMPC
	BA3B-WO145-2210	0.15 pg/l	UJ	EMPC	EMPC
	BA3B-WO80-2210	0.092 pg/l	UJ	EMPC	EMPC
	BA3C-WO30-2210	0.12 pg/l	UJ	EMPC	EMPC
	BA3C-WO5-2210	0.16 pg/l	UJ	EMPC	EMPC
	BA3DC-WO35-2210	0.32 pg/l	J	EMPC	EMPC
	BA4B-WO5-2210	15 pg/l	J	EMPC	EMPC
	BA4C-WO55-2210	0.13 pg/l	UJ	EMPC	EMPC
	BA4C-WO55-2210-FD	0.31 pg/l	UJ	EMPC	EMPC
	BA4C-WO55-2210-FD2	0.082 pg/l	UJ	EMPC	EMPC
	BA4DC-WO20-2210	0.159 pg/l	J	EMPC	EMPC
	BA4DC-WO35-2210	0.32 pg/l	J	EMPC	EMPC
	BA5B-WO145-2210	0.66 pg/l	UJ	EMPC	EMPC
	BA5C-WO55-2210	0.17 pg/l	UJ	EMPC	EMPC
	BA5DC-WO35-2210	0.14 pg/l	J	EMPC	EMPC
	BA6BC-WO50-2210	0.23 pg/l	UJ	EMPC	EMPC
	BA6BC-WO5-2210	0.13 pg/l	UJ	EMPC	EMPC
	BA6BC-WO95-2210	0.31 pg/l	UJ	EMPC	EMPC
	BA6C-WO55-2210	0.13 pg/l	UJ	EMPC	EMPC
	BA6DC-WO35-2210	0.13 pg/l	UJ	EMPC	EMPC
	BA7BC-WO50-2210	15 pg/l	J	EMPC	EMPC
	BA7B-WO145-2210	0.29 pg/l	J	EMPC	EMPC
	BA7DC-WO20-2210	0.062 pg/l	UJ	EMPC	EMPC
	BA7DC-WO35-2210-FD	0.17 pg/l	J	EMPC	EMPC
	BA8BC-WO50-2210	15 pg/l	J	EMPC	EMPC
	BA8BC-WO5-2210	15 pg/l	J	EMPC	EMPC
	BA8C-WO55-2210	0.2 pg/l	UJ	EMPC	EMPC
	BA9BC-WO5-2210	15 pg/l	J	EMPC	EMPC
	BA9B-WO75-2210	15 pg/l	J	EMPC	EMPC
	BA9C-WO55-2210	15 pg/l	J	EMPC	EMPC
	T11-WO30-2210	0.15 pg/l	UJ	EMPC	EMPC

TABLE 5. Matrix Spike Precision/Accuracy - Qualified Data

Method (Matrix) Analyte	Sample Identification	Result	MS/MSD Qualifier*	MS Recovery	Criteria
E1668 (Water)					
PCB-177	W1-WO55-2210	0.57 pg/l	J	EMPC	EMPC
	W3-WO195-2210	15 pg/l	J	EMPC	EMPC
	W4-WO100-2210	15 pg/l	J	EMPC	EMPC
	W4-WO5-2210	15 pg/l	J	EMPC	EMPC
	W5-WO55-2210	0.093 pg/l	UJ	EMPC	EMPC
	W5-WO55-2210-FD	0.14 pg/l	UJ	EMPC	EMPC
PCB-18/30	BA10C-WO5-2210	15 pg/l	UJ	EMPC	EMPC
	BA10C-WO55-2210	15 pg/l	UJ	EMPC	EMPC
	BA10DC-WO5-2210	15 pg/l	UJ	EMPC	EMPC
	BA1B-WO145-2210	15 pg/l	UJ	EMPC	EMPC
	BA1B-WO75-2210	15 pg/l	UJ	EMPC	EMPC
	BA1DC-WO20-2210	15 pg/l	J	EMPC	EMPC
	BA1DC-WO5-2210	15 pg/l	J	EMPC	EMPC
	BA1DC-WO5-2210-FD	15 pg/l	J	EMPC	EMPC
	BA2DC-WO20-2210	15 pg/l	J	EMPC	EMPC
	BA2DC-WO35-2210	15 pg/l	J	EMPC	EMPC
	BA2DC-WO5-2210	15 pg/l	J	EMPC	EMPC
	BA3C-WO30-2210	15 pg/l	UJ	EMPC	EMPC
	BA3DC-WO35-2210	15 pg/l	J	EMPC	EMPC
	BA4B-WO145-2210	15 pg/l	J	EMPC	EMPC
	BA4B-WO75-2210	15 pg/l	J	EMPC	EMPC
	BA4C-WO55-2210-FD2	15 pg/l	UJ	EMPC	EMPC
	BA4DC-WO5-2210	15 pg/l	J	EMPC	EMPC
	BA5B-WO145-2210	15 pg/l	UJ	EMPC	EMPC
	BA5B-WO5-2210	15 pg/l	UJ	EMPC	EMPC
	BA6B-WO5-2210	15 pg/l	J	EMPC	EMPC
	BA6DC-WO20-2210	15 pg/l	J	EMPC	EMPC
	BA7BC-WO50-2210	15 pg/l	J	EMPC	EMPC
	BA7B-WO5-2210	15 pg/l	J	EMPC	EMPC
	BA7C-WO30-2210	15 pg/l	UJ	EMPC	EMPC
	BA7DC-WO35-2210-FD	15 pg/l	J	EMPC	EMPC
	BA7DC-WO5-2210	15 pg/l	J	EMPC	EMPC
	BA8BC-WO5-2210	15 pg/l	J	EMPC	EMPC
	BA8BC-WO95-2210	15 pg/l	J	EMPC	EMPC
	BA8C-WO30-2210	3.1 pg/l	UJ	EMPC	EMPC

TABLE 5. Matrix Spike Precision/Accuracy - Qualified Data

Method (Matrix) Analyte	Sample Identification	Result	MS/MSD Qualifier*	MS Recovery	Criteria
E1668 (Water)					
PCB-18/30	BA8C-WO55-2210-FD2	4.3 pg/l	UJ	EMPC	EMPC
	BA9BC-WO50-2210	15 pg/l	J	EMPC	EMPC
	BA9BC-WO95-2210	15 pg/l	J	EMPC	EMPC
	BA9C-WO5-2210	15 pg/l	J	EMPC	EMPC
	BA9DC-WO5-2210	15 pg/l	J	EMPC	EMPC
	W1-WO30-2210	15 pg/l	J	EMPC	EMPC
	W1-WO5-2210	15 pg/l	J	EMPC	EMPC
	W2-WO5-2210	15 pg/l	J	EMPC	EMPC
	W3-WO195-2210	15 pg/l	J	EMPC	EMPC
	W4-WO195-2210	15 pg/l	J	EMPC	EMPC
	W5-WO55-2210	7.5 pg/l	UJ	EMPC	EMPC
PCB-180/193	BA10B-WO145-2210	15 pg/l	J	EMPC	EMPC
	BA10B-WO5-2210	15 pg/l	J	EMPC	EMPC
	BA10DC-WO20-2210	15 pg/l	UJ	EMPC	EMPC
	BA10DC-WO35-2210	15 pg/l	UJ	EMPC	EMPC
	BA10DC-WO5-2210	2.4 pg/l	UJ	EMPC	EMPC
	BA1B-WO5-2210	15 pg/l	UJ	EMPC	EMPC
	BA1B-WO75-2210	15 pg/l	UJ	EMPC	EMPC
	BA1DC-WO20-2210	0.37 pg/l	UJ	EMPC	EMPC
	BA1DC-WO5-2210	15 pg/l	J	EMPC	EMPC
	BA2C-WO30-2210	0.37 pg/l	UJ	EMPC	EMPC
	BA2C-WO55-2210	0.27 pg/l	UJ	EMPC	EMPC
	BA2DC-WO20-2210	15 pg/l	J	EMPC	EMPC
	BA2DC-WO35-2210	15 pg/l	J	EMPC	EMPC
	BA3C-WO5-2210	0.41 pg/l	UJ	EMPC	EMPC
	BA3DC-WO20-2210	15 pg/l	J	EMPC	EMPC
	BA3DC-WO35-2210	15 pg/l	J	EMPC	EMPC
	BA3DC-WO5-2210	15 pg/l	J	EMPC	EMPC
	BA4C-WO30-2210	0.85 pg/l	UJ	EMPC	EMPC
	BA4C-WO5-2210	0.35 pg/l	UJ	EMPC	EMPC
	BA4C-WO55-2210	0.44 pg/l	UJ	EMPC	EMPC
	BA4C-WO55-2210-FD	0.43 pg/l	UJ	EMPC	EMPC
	BA4C-WO55-2210-FD2	0.28 pg/l	UJ	EMPC	EMPC
	BA4DC-WO20-2210	15 pg/l	J	EMPC	EMPC
	BA4DC-WO35-2210	1 pg/l	J	EMPC	EMPC

TABLE 5. Matrix Spike Precision/Accuracy - Qualified Data

Method (Matrix) Analyte	Sample Identification	Result	MS/MSD Qualifier*	MS Recovery	Criteria
E1668 (Water)					
PCB-180/193	BA4DC-WO5-2210	15 pg/l	J	EMPC	EMPC
	BA5B-WO75-2210	0.3 pg/l	UJ	EMPC	EMPC
	BA5C-WO30-2210	0.44 pg/l	UJ	EMPC	EMPC
	BA5C-WO5-2210	0.27 pg/l	UJ	EMPC	EMPC
	BA5C-WO55-2210	0.3 pg/l	UJ	EMPC	EMPC
	BA5DC-WO5-2210	15 pg/l	J	EMPC	EMPC
	BA6BC-WO95-2210	1.2 pg/l	UJ	EMPC	EMPC
	BA6B-WO145-2210	15 pg/l	J	EMPC	EMPC
	BA6B-WO5-2210	15 pg/l	J	EMPC	EMPC
	BA6B-WO75-2210	15 pg/l	J	EMPC	EMPC
	BA6C-WO5-2210	0.29 pg/l	UJ	EMPC	EMPC
	BA6C-WO55-2210	0.61 pg/l	UJ	EMPC	EMPC
	BA7BC-WO50-2210	15 pg/l	J	EMPC	EMPC
	BA7B-WO5-2210	15 pg/l	J	EMPC	EMPC
	BA7B-WO75-2210	15 pg/l	J	EMPC	EMPC
	BA7DC-WO5-2210	15 pg/l	J	EMPC	EMPC
	BA8B-WO145-2210	0.25 pg/l	UJ	EMPC	EMPC
	BA8DC-WO5-2210	15 pg/l	J	EMPC	EMPC
	BA9BC-WO50-2210	15 pg/l	J	EMPC	EMPC
	BA9B-WO5-2210	15 pg/l	J	EMPC	EMPC
	BA9C-WO5-2210	15 pg/l	J	EMPC	EMPC
	BA9DC-WO5-2210	15 pg/l	J	EMPC	EMPC
	T11-WO30-2210	15 pg/l	UJ	EMPC	EMPC
	T11-WO5-2210	15 pg/l	UJ	EMPC	EMPC
	W1-WO30-2210	15 pg/l	J	EMPC	EMPC
	W2-WO195-2210	15 pg/l	J	EMPC	EMPC
	W2-WO5-2210	15 pg/l	J	EMPC	EMPC
	W3-WO195-2210	15 pg/l	J	EMPC	EMPC
	W4-WO100-2210	15 pg/l	J	EMPC	EMPC
	W4-WO5-2210	15 pg/l	J	EMPC	EMPC
	W5-WO5-2210	7.5 pg/l	UJ	EMPC	EMPC
PCB-187	BA10B-WO75-2210	15 pg/l	J	EMPC	EMPC
	BA10C-WO30-2210	0.25 pg/l	UJ	EMPC	EMPC
	BA10C-WO55-2210	15 pg/l	UJ	EMPC	EMPC
	BA10DC-WO20-2210	15 pg/l	UJ	EMPC	EMPC

TABLE 5. Matrix Spike Precision/Accuracy - Qualified Data

Method (Matrix) Analyte	Sample Identification	Result	MS/MSD Qualifier*	MS Recovery	Criteria
E1668 (Water)					
PCB-187	BA10DC-WO35-2210	1.8 pg/l	UJ	EMPC	EMPC
	BA10DC-WO5-2210	15 pg/l	UJ	EMPC	EMPC
	BA1B-WO5-2210	15 pg/l	UJ	EMPC	EMPC
	BA1C-WO30-2210	0.33 pg/l	UJ	EMPC	EMPC
	BA1C-WO5-2210	0.34 pg/l	UJ	EMPC	EMPC
	BA1DC-WO5-2210	0.39 pg/l	J	EMPC	EMPC
	BA2B-WO5-2210	15 pg/l	UJ	EMPC	EMPC
	BA2B-WO75-2210	15 pg/l	UJ	EMPC	EMPC
	BA2C-WO30-2210	0.23 pg/l	UJ	EMPC	EMPC
	BA2C-WO5-2210	0.17 pg/l	UJ	EMPC	EMPC
	BA2C-WO55-2210	0.16 pg/l	UJ	EMPC	EMPC
	BA2DC-WO20-2210	0.18 pg/l	J	EMPC	EMPC
	BA2DC-WO5-2210	0.34 pg/l	J	EMPC	EMPC
	BA3B-WO80-2210	15 pg/l	UJ	EMPC	EMPC
	BA3C-WO55-2210	0.42 pg/l	UJ	EMPC	EMPC
	BA3DC-WO5-2210	0.25 pg/l	J	EMPC	EMPC
	BA4B-WO5-2210	15 pg/l	J	EMPC	EMPC
	BA4B-WO75-2210	15 pg/l	J	EMPC	EMPC
	BA4DC-WO20-2210	15 pg/l	J	EMPC	EMPC
	BA4DC-WO35-2210	0.9 pg/l	J	EMPC	EMPC
	BA4DC-WO5-2210	15 pg/l	J	EMPC	EMPC
	BA5B-WO5-2210	15 pg/l	UJ	EMPC	EMPC
	BA5C-WO30-2210	0.16 pg/l	UJ	EMPC	EMPC
	BA5C-WO55-2210	0.24 pg/l	UJ	EMPC	EMPC
	BA5DC-WO20-2210	15 pg/l	J	EMPC	EMPC
	BA5DC-WO35-2210	15 pg/l	J	EMPC	EMPC
	BA6BC-WO95-2210	0.89 pg/l	UJ	EMPC	EMPC
	BA6B-WO5-2210	15 pg/l	J	EMPC	EMPC
	BA6C-WO5-2210	0.2 pg/l	UJ	EMPC	EMPC
	BA6C-WO55-2210	0.4 pg/l	UJ	EMPC	EMPC
	BA6DC-WO20-2210	15 pg/l	J	EMPC	EMPC
	BA6DC-WO5-2210	15 pg/l	J	EMPC	EMPC
	BA7BC-WO50-2210	15 pg/l	J	EMPC	EMPC
	BA7BC-WO95-2210	15 pg/l	J	EMPC	EMPC
	BA7B-WO75-2210	15 pg/l	J	EMPC	EMPC

TABLE 5. Matrix Spike Precision/Accuracy - Qualified Data

Method (Matrix) Analyte	Sample Identification	Result	MS/MSD Qualifier*	MS Recovery	Criteria
E1668 (Water)					
PCB-187	BA7DC-WO5-2210	15 pg/l	J	EMPC	EMPC
	BA8BC-WO50-2210	15 pg/l	J	EMPC	EMPC
	BA8BC-WO5-2210	15 pg/l	J	EMPC	EMPC
	BA8BC-WO95-2210	15 pg/l	J	EMPC	EMPC
	BA8B-WO145-2210	15 pg/l	J	EMPC	EMPC
	BA8B-WO75-2210	15 pg/l	J	EMPC	EMPC
	BA8C-WO55-2210	0.58 pg/l	UJ	EMPC	EMPC
	BA8DC-WO20-2210	15 pg/l	J	EMPC	EMPC
	BA8DC-WO5-2210	15 pg/l	J	EMPC	EMPC
	BA9BC-WO50-2210	15 pg/l	J	EMPC	EMPC
	BA9BC-WO5-2210	15 pg/l	J	EMPC	EMPC
	BA9B-WO75-2210	15 pg/l	J	EMPC	EMPC
	BA9C-WO5-2210	15 pg/l	J	EMPC	EMPC
	BA9DC-WO20-2210	15 pg/l	J	EMPC	EMPC
	BA9DC-WO35-2210-FD	15 pg/l	J	EMPC	EMPC
	W2-WO195-2210	0.39 pg/l	J	EMPC	EMPC
	W2-WO5-2210	0.2 pg/l	J	EMPC	EMPC
	W3-WO100-2210	15 pg/l	J	EMPC	EMPC
	W3-WO195-2210	15 pg/l	J	EMPC	EMPC
	W4-WO195-2210	15 pg/l	J	EMPC	EMPC
	W5-WO30-2210	7.5 pg/l	UJ	EMPC	EMPC
	W5-WO5-2210	7.5 pg/l	UJ	EMPC	EMPC
PCB-189	BA10C-WO30-2210	0.25 pg/l	UJ	EMPC	EMPC
	BA10DC-WO5-2210	0.16 pg/l	UJ	EMPC	EMPC
	BA3B-WO80-2210	0.083 pg/l	UJ	EMPC	EMPC
	BA4C-WO55-2210	15 pg/l	UJ	EMPC	EMPC
	BA7B-WO145-2210	0.092 pg/l	J	EMPC	EMPC
	BA7B-WO75-2210	0.13 pg/l	J	EMPC	EMPC
	BA7C-WO30-2210	0.27 pg/l	UJ	EMPC	EMPC
	BA7DC-WO35-2210	0.072 pg/l	UJ	EMPC	EMPC
	BA8BC-WO5-2210	0.1 pg/l	UJ	EMPC	EMPC
	BA8B-WO5-2210	0.029 pg/l	UJ	EMPC	EMPC
	T11-WO30-2210	0.11 pg/l	UJ	EMPC	EMPC
	W4-WO195-2210	0.12 pg/l	UJ	EMPC	EMPC

TABLE 5. Matrix Spike Precision/Accuracy - Qualified Data

Method (Matrix) Analyte	Sample Identification	Result	MS/MSD Qualifier*	MS Recovery	Criteria
E1668 (Water)					
PCB-194	BA10B-WO145-2210	15 pg/l	J	EMPC	EMPC
	BA10C-WO30-2210	15 pg/l	UJ	EMPC	EMPC
	BA10C-WO5-2210	15 pg/l	UJ	EMPC	EMPC
	BA10C-WO55-2210	15 pg/l	UJ	EMPC	EMPC
	BA10DC-WO35-2210	15 pg/l	UJ	EMPC	EMPC
	BA1B-WO75-2210	15 pg/l	UJ	EMPC	EMPC
	BA1DC-WO20-2210	15 pg/l	J	EMPC	EMPC
	BA1DC-WO5-2210	15 pg/l	J	EMPC	EMPC
	BA1DC-WO5-2210-FD	15 pg/l	J	EMPC	EMPC
	BA2B-WO145-2210	15 pg/l	UJ	EMPC	EMPC
	BA2B-WO5-2210	15 pg/l	UJ	EMPC	EMPC
	BA2C-WO5-2210	15 pg/l	UJ	EMPC	EMPC
	BA2C-WO55-2210	15 pg/l	UJ	EMPC	EMPC
	BA2DC-WO20-2210	15 pg/l	J	EMPC	EMPC
	BA2DC-WO5-2210	15 pg/l	J	EMPC	EMPC
	BA3B-WO80-2210	15 pg/l	UJ	EMPC	EMPC
	BA3C-WO5-2210	15 pg/l	UJ	EMPC	EMPC
	BA3DC-WO20-2210	15 pg/l	J	EMPC	EMPC
	BA3DC-WO35-2210	15 pg/l	J	EMPC	EMPC
	BA3DC-WO5-2210	15 pg/l	J	EMPC	EMPC
	BA4C-WO30-2210	15 pg/l	UJ	EMPC	EMPC
	BA4C-WO5-2210	15 pg/l	UJ	EMPC	EMPC
	BA4C-WO55-2210	15 pg/l	UJ	EMPC	EMPC
	BA4C-WO55-2210-FD	15 pg/l	UJ	EMPC	EMPC
	BA4C-WO55-2210-FD2	15 pg/l	UJ	EMPC	EMPC
	BA4DC-WO5-2210	15 pg/l	J	EMPC	EMPC
	BA5B-WO75-2210	15 pg/l	UJ	EMPC	EMPC
	BA5C-WO5-2210	15 pg/l	UJ	EMPC	EMPC
	BA6BC-WO50-2210	15 pg/l	UJ	EMPC	EMPC
	BA6BC-WO5-2210	17 pg/l	UJ	EMPC	EMPC
	BA6BC-WO95-2210	15 pg/l	UJ	EMPC	EMPC
	BA6B-WO5-2210	15 pg/l	J	EMPC	EMPC
	BA6B-WO75-2210	15 pg/l	J	EMPC	EMPC
	BA6C-WO30-2210	15 pg/l	UJ	EMPC	EMPC
	BA6C-WO55-2210	15 pg/l	UJ	EMPC	EMPC

TABLE 5. Matrix Spike Precision/Accuracy - Qualified Data

Method (Matrix) Analyte	Sample Identification	Result	MS/MSD Qualifier*	MS Recovery	Criteria
E1668 (Water)					
PCB-194	BA7BC-WO95-2210	15 pg/l	J	EMPC	EMPC
	BA7B-WO5-2210	15 pg/l	J	EMPC	EMPC
	BA7B-WO75-2210	15 pg/l	J	EMPC	EMPC
	BA7C-WO30-2210	15 pg/l	UJ	EMPC	EMPC
	BA7C-WO55-2210	15 pg/l	UJ	EMPC	EMPC
	BA7DC-WO20-2210	15 pg/l	J	EMPC	EMPC
	BA7DC-WO35-2210-FD	15 pg/l	J	EMPC	EMPC
	BA7DC-WO35-2210-FD2	15 pg/l	J	EMPC	EMPC
	BA8BC-WO50-2210	15 pg/l	J	EMPC	EMPC
	BA8BC-WO95-2210	15 pg/l	J	EMPC	EMPC
	BA8B-WO145-2210	15 pg/l	J	EMPC	EMPC
	BA8C-WO30-2210	15 pg/l	UJ	EMPC	EMPC
	BA8C-WO5-2210	15 pg/l	UJ	EMPC	EMPC
	BA8C-WO55-2210-FD	15 pg/l	UJ	EMPC	EMPC
	BA8DC-WO20-2210	15 pg/l	J	EMPC	EMPC
	BA8DC-WO35-2210	15 pg/l	J	EMPC	EMPC
	BA8DC-WO5-2210	15 pg/l	J	EMPC	EMPC
	BA9BC-WO50-2210	15 pg/l	J	EMPC	EMPC
	BA9BC-WO5-2210	15 pg/l	J	EMPC	EMPC
	BA9BC-WO95-2210	15 pg/l	J	EMPC	EMPC
	BA9B-WO5-2210	15 pg/l	J	EMPC	EMPC
	BA9B-WO75-2210	15 pg/l	J	EMPC	EMPC
	BA9C-WO30-2210	15 pg/l	J	EMPC	EMPC
	BA9DC-WO20-2210	15 pg/l	J	EMPC	EMPC
	BA9DC-WO35-2210	15 pg/l	J	EMPC	EMPC
	BA9DC-WO5-2210	15 pg/l	J	EMPC	EMPC
	W1-WO55-2210	15 pg/l	J	EMPC	EMPC
	W2-WO100-2210	15 pg/l	J	EMPC	EMPC
	W2-WO195-2210	15 pg/l	J	EMPC	EMPC
	W3-WO5-2210	15 pg/l	J	EMPC	EMPC
	W4-WO100-2210	15 pg/l	J	EMPC	EMPC
	W4-WO195-2210	15 pg/l	J	EMPC	EMPC
	W4-WO5-2210	15 pg/l	J	EMPC	EMPC
	W5-WO55-2210-FD	7.5 pg/l	UJ	EMPC	EMPC
PCB-195	BA10DC-WO5-2210	0.3 pg/l	UJ	EMPC	EMPC

TABLE 5. Matrix Spike Precision/Accuracy - Qualified Data

Method (Matrix) Analyte	Sample Identification	Result	MS/MSD Qualifier*	MS Recovery	Criteria
E1668 (Water)					
PCB-195	BA1C-WO55-2210	0.1 pg/l	UJ	EMPC	EMPC
	BA6BC-WO5-2210	0.078 pg/l	UJ	EMPC	EMPC
	BA7DC-WO35-2210	0.13 pg/l	J	EMPC	EMPC
	BA7DC-WO35-2210-FD2	0.12 pg/l	J	EMPC	EMPC
	BA8BC-WO5-2210	0.33 pg/l	J	EMPC	EMPC
	BA8B-WO5-2210	0.11 pg/l	J	EMPC	EMPC
	W3-WO100-2210	0.074 pg/l	UJ	EMPC	EMPC
	W4-WO195-2210	0.13 pg/l	UJ	EMPC	EMPC
PCB-20/28	BA10B-WO145-2210	15 pg/l	J	EMPC	EMPC
	BA10C-WO30-2210	15 pg/l	UJ	EMPC	EMPC
	BA1C-WO5-2210	15 pg/l	UJ	EMPC	EMPC
	BA4C-WO30-2210	15 pg/l	UJ	EMPC	EMPC
	BA5B-WO75-2210	15 pg/l	UJ	EMPC	EMPC
	BA5C-WO55-2210	15 pg/l	UJ	EMPC	EMPC
	BA8C-WO5-2210	15 pg/l	UJ	EMPC	EMPC
	W1-WO30-2210	15 pg/l	J	EMPC	EMPC
PCB-201	BA1C-WO55-2210	0.086 pg/l	UJ	EMPC	EMPC
	BA4DC-WO20-2210	0.052 pg/l	UJ	EMPC	EMPC
	BA4DC-WO35-2210	0.041 pg/l	J	EMPC	EMPC
	BA6C-WO30-2210	0.058 pg/l	UJ	EMPC	EMPC
	BA8BC-WO5-2210	0.094 pg/l	J	EMPC	EMPC
	BA8B-WO5-2210	0.04 pg/l	J	EMPC	EMPC
	T11-WO30-2210	0.073 pg/l	UJ	EMPC	EMPC
PCB-203	BA1C-WO55-2210	0.12 pg/l	UJ	EMPC	EMPC
	BA2C-WO55-2210	0.11 pg/l	UJ	EMPC	EMPC
	BA3B-WO145-2210	0.11 pg/l	UJ	EMPC	EMPC
	BA4B-WO145-2210	15 pg/l	J	EMPC	EMPC
	BA4DC-WO20-2210	0.095 pg/l	J	EMPC	EMPC
	BA4DC-WO35-2210	0.15 pg/l	J	EMPC	EMPC
	BA4DC-WO5-2210	0.054 pg/l	J	EMPC	EMPC
	BA5DC-WO35-2210	0.064 pg/l	UJ	EMPC	EMPC
	BA6BC-WO50-2210	0.19 pg/l	UJ	EMPC	EMPC
	BA6BC-WO5-2210	0.074 pg/l	UJ	EMPC	EMPC
	BA6DC-WO35-2210	0.079 pg/l	J	EMPC	EMPC

TABLE 5. Matrix Spike Precision/Accuracy - Qualified Data

Method (Matrix) Analyte	Sample Identification	Result	MS/MSD Qualifier*	MS Recovery	Criteria
E1668 (Water)					
PCB-203	BA7BC-WO5-2210	15 pg/l	J	EMPC	EMPC
	BA7B-WO145-2210	0.081 pg/l	J	EMPC	EMPC
	BA7DC-WO35-2210	0.27 pg/l	J	EMPC	EMPC
	BA8B-WO5-2210	15 pg/l	J	EMPC	EMPC
	BA8C-WO55-2210	0.14 pg/l	UJ	EMPC	EMPC
	BA9B-WO75-2210	0.099 pg/l	UJ	EMPC	EMPC
	BA9C-WO55-2210	15 pg/l	J	EMPC	EMPC
	T11-WO30-2210	0.12 pg/l	UJ	EMPC	EMPC
	W1-WO55-2210	0.42 pg/l	J	EMPC	EMPC
	W2-WO100-2210	0.093 pg/l	J	EMPC	EMPC
	W4-WO195-2210	15 pg/l	J	EMPC	EMPC
PCB-206	BA10DC-WO5-2210	2.8 pg/l	UJ	EMPC	EMPC
	BA2B-WO145-2210	0.62 pg/l	UJ	EMPC	EMPC
	BA5B-WO145-2210	0.75 pg/l	UJ	EMPC	EMPC
	BA7DC-WO35-2210-FD2	0.44 pg/l	UJ	EMPC	EMPC
	BA8B-WO5-2210	0.39 pg/l	J	EMPC	EMPC
	BA8B-WO75-2210	0.55 pg/l	J	EMPC	EMPC
	W4-WO195-2210	1.5 pg/l	J	EMPC	EMPC
	W4-WO5-2210	0.85 pg/l	J	EMPC	EMPC
PCB-31	BA1DC-WO20-2210	15 pg/l	J	EMPC	EMPC
	BA1DC-WO5-2210	15 pg/l	J	EMPC	EMPC
	BA2DC-WO5-2210	15 pg/l	J	EMPC	EMPC
	BA3C-WO55-2210	15 pg/l	UJ	EMPC	EMPC
	BA3DC-WO20-2210	15 pg/l	J	EMPC	EMPC
	BA8C-WO55-2210-FD2	5.1 pg/l	UJ	EMPC	EMPC
	BA9B-WO145-2210	5.4 pg/l	UJ	EMPC	EMPC
	W1-WO30-2210	15 pg/l	J	EMPC	EMPC
	W1-WO5-2210	2.2 pg/l	UJ	EMPC	EMPC
	W5-WO55-2210	7.5 pg/l	UJ	EMPC	EMPC
PCB-37	BA10B-WO145-2210	15 pg/l	J	EMPC	EMPC
	BA10B-WO75-2210	15 pg/l	J	EMPC	EMPC
	BA10C-WO30-2210	15 pg/l	UJ	EMPC	EMPC
	BA10C-WO5-2210	15 pg/l	UJ	EMPC	EMPC
	BA10DC-WO20-2210	15 pg/l	UJ	EMPC	EMPC

TABLE 5. Matrix Spike Precision/Accuracy - Qualified Data

Method (Matrix) Analyte	Sample Identification	Result	MS/MSD Qualifier*	MS Recovery	Criteria
E1668 (Water)					
PCB-37	BA1C-WO30-2210	15 pg/l	UJ	EMPC	EMPC
	BA1C-WO5-2210	15 pg/l	UJ	EMPC	EMPC
	BA1DC-WO5-2210	15 pg/l	J	EMPC	EMPC
	BA1DC-WO5-2210-FD	15 pg/l	J	EMPC	EMPC
	BA2B-WO75-2210	15 pg/l	UJ	EMPC	EMPC
	BA2C-WO5-2210	15 pg/l	UJ	EMPC	EMPC
	BA3B-WO5-2210	15 pg/l	UJ	EMPC	EMPC
	BA3C-WO5-2210	15 pg/l	UJ	EMPC	EMPC
	BA4C-WO30-2210	2.2 pg/l	UJ	EMPC	EMPC
	BA4C-WO5-2210	15 pg/l	UJ	EMPC	EMPC
	BA4C-WO55-2210-FD	15 pg/l	UJ	EMPC	EMPC
	BA5B-WO5-2210	15 pg/l	UJ	EMPC	EMPC
	BA5B-WO75-2210	15 pg/l	UJ	EMPC	EMPC
	BA5C-WO30-2210	15 pg/l	UJ	EMPC	EMPC
	BA5C-WO5-2210	15 pg/l	UJ	EMPC	EMPC
	BA6B-WO145-2210	15 pg/l	J	EMPC	EMPC
	BA6C-WO30-2210	15 pg/l	UJ	EMPC	EMPC
	BA6C-WO5-2210	15 pg/l	UJ	EMPC	EMPC
	BA6DC-WO35-2210	15 pg/l	J	EMPC	EMPC
	BA6DC-WO5-2210	15 pg/l	J	EMPC	EMPC
	BA7B-WO75-2210	15 pg/l	J	EMPC	EMPC
	BA7C-WO30-2210	1.3 pg/l	UJ	EMPC	EMPC
	BA7C-WO5-2210	1.5 pg/l	UJ	EMPC	EMPC
	BA7DC-WO35-2210-FD	15 pg/l	J	EMPC	EMPC
	BA7DC-WO35-2210-FD2	15 pg/l	J	EMPC	EMPC
	BA8B-WO145-2210	15 pg/l	J	EMPC	EMPC
	BA8C-WO5-2210	15 pg/l	UJ	EMPC	EMPC
	BA9C-WO30-2210	15 pg/l	J	EMPC	EMPC
	BA9C-WO5-2210	15 pg/l	J	EMPC	EMPC
	BA9DC-WO5-2210	15 pg/l	J	EMPC	EMPC
	T11-WO30-2210	15 pg/l	UJ	EMPC	EMPC
	W2-WO100-2210	15 pg/l	J	EMPC	EMPC
	W2-WO195-2210	15 pg/l	J	EMPC	EMPC
	W5-WO5-2210	7.5 pg/l	UJ	EMPC	EMPC
	W5-WO55-2210	7.5 pg/l	UJ	EMPC	EMPC

TABLE 5. Matrix Spike Precision/Accuracy - Qualified Data

Method (Matrix) Analyte	Sample Identification	Result	MS/MSD Qualifier*	MS Recovery	Criteria
E1668 (Water)					
PCB-44/47/65	BA8C-WO55-2210-FD	120 pg/l	UJ	EMPC	EMPC
	BA9C-WO30-2210	15 pg/l	J	EMPC	EMPC
PCB-49/69	BA10B-WO145-2210	15 pg/l	J	EMPC	EMPC
	BA10C-WO5-2210	15 pg/l	UJ	EMPC	EMPC
	BA1B-WO145-2210	15 pg/l	UJ	EMPC	EMPC
	BA1DC-WO5-2210-FD	15 pg/l	J	EMPC	EMPC
	BA2B-WO75-2210	15 pg/l	UJ	EMPC	EMPC
	BA3B-WO80-2210	15 pg/l	UJ	EMPC	EMPC
	BA4C-WO30-2210	15 pg/l	UJ	EMPC	EMPC
	BA4C-WO55-2210-FD	15 pg/l	UJ	EMPC	EMPC
	BA6B-WO5-2210	15 pg/l	J	EMPC	EMPC
	BA7BC-WO50-2210	15 pg/l	J	EMPC	EMPC
	BA7BC-WO5-2210	15 pg/l	J	EMPC	EMPC
	BA7C-WO30-2210	15 pg/l	UJ	EMPC	EMPC
	BA7C-WO5-2210	15 pg/l	UJ	EMPC	EMPC
	BA8C-WO55-2210-FD2	15 pg/l	UJ	EMPC	EMPC
	BA9B-WO75-2210	15 pg/l	J	EMPC	EMPC
	BA9C-WO5-2210	15 pg/l	J	EMPC	EMPC
	T11-WO30-2210	15 pg/l	UJ	EMPC	EMPC
	W1-WO30-2210	15 pg/l	J	EMPC	EMPC
	W1-WO5-2210	15 pg/l	J	EMPC	EMPC
	W2-WO5-2210	15 pg/l	J	EMPC	EMPC
PCB-52	BA10B-WO145-2210	15 pg/l	J	EMPC	EMPC
	BA10B-WO5-2210	15 pg/l	J	EMPC	EMPC
	BA10C-WO30-2210	15 pg/l	UJ	EMPC	EMPC
	BA1DC-WO20-2210	15 pg/l	J	EMPC	EMPC
	BA1DC-WO5-2210-FD	15 pg/l	J	EMPC	EMPC
	BA2C-WO5-2210	15 pg/l	UJ	EMPC	EMPC
	BA2DC-WO5-2210	15 pg/l	J	EMPC	EMPC
	BA3DC-WO20-2210	15 pg/l	J	EMPC	EMPC
	BA4C-WO30-2210	15 pg/l	UJ	EMPC	EMPC
	BA7C-WO5-2210	8.16 pg/l	UJ	EMPC	EMPC
	BA8BC-WO50-2210	15 pg/l	J	EMPC	EMPC
	BA8BC-WO5-2210	15 pg/l	J	EMPC	EMPC

TABLE 5. Matrix Spike Precision/Accuracy - Qualified Data

Method (Matrix) Analyte	Sample Identification	Result	MS/MSD Qualifier*	MS Recovery	Criteria
E1668 (Water)					
PCB-52	BA8C-WO5-2210	4.4 pg/l	UJ	EMPC	EMPC
	BA8C-WO55-2210-FD2	6.9 pg/l	UJ	EMPC	EMPC
	BA8DC-WO35-2210	15 pg/l	J	EMPC	EMPC
	BA9B-WO145-2210	11 pg/l	UJ	EMPC	EMPC
	BA9C-WO30-2210	15 pg/l	J	EMPC	EMPC
	W1-WO30-2210	15 pg/l	J	EMPC	EMPC
	W1-WO5-2210	15 pg/l	J	EMPC	EMPC
	W5-WO55-2210-FD	7.5 pg/l	UJ	EMPC	EMPC
PCB-61/70/74/76	BA10B-WO145-2210	15 pg/l	J	EMPC	EMPC
	BA10B-WO75-2210	15 pg/l	J	EMPC	EMPC
	BA10DC-WO5-2210	15 pg/l	UJ	EMPC	EMPC
	BA1DC-WO20-2210	15 pg/l	J	EMPC	EMPC
	BA1DC-WO5-2210	15 pg/l	J	EMPC	EMPC
	BA2DC-WO5-2210	15 pg/l	J	EMPC	EMPC
	BA3C-WO5-2210	15 pg/l	UJ	EMPC	EMPC
	BA5B-WO75-2210	15 pg/l	UJ	EMPC	EMPC
	BA5C-WO55-2210	15 pg/l	UJ	EMPC	EMPC
	BA7C-WO30-2210	15 pg/l	UJ	EMPC	EMPC
	BA7C-WO5-2210	15 pg/l	UJ	EMPC	EMPC
	BA8C-WO30-2210	15 pg/l	UJ	EMPC	EMPC
	BA8DC-WO35-2210	15 pg/l	J	EMPC	EMPC
	BA9B-WO145-2210	15 pg/l	UJ	EMPC	EMPC
	BA9DC-WO20-2210	15 pg/l	J	EMPC	EMPC
	T11-WO5-2210	15 pg/l	UJ	EMPC	EMPC
	W1-WO30-2210	15 pg/l	J	EMPC	EMPC
	W1-WO5-2210	15 pg/l	J	EMPC	EMPC
	W2-WO5-2210	15 pg/l	J	EMPC	EMPC
PCB-66	BA10B-WO75-2210	15 pg/l	J	EMPC	EMPC
	BA10C-WO30-2210	15 pg/l	UJ	EMPC	EMPC
	BA10DC-WO5-2210	15 pg/l	UJ	EMPC	EMPC
	BA1C-WO5-2210	15 pg/l	UJ	EMPC	EMPC
	BA1DC-WO20-2210	1.1 pg/l	UJ	EMPC	EMPC
	BA1DC-WO5-2210-FD	1.4 pg/l	J	EMPC	EMPC
	BA2B-WO5-2210	15 pg/l	UJ	EMPC	EMPC

TABLE 5. Matrix Spike Precision/Accuracy - Qualified Data

Method (Matrix) Analyte	Sample Identification	Result	MS/MSD Qualifier*	MS Recovery	Criteria
E1668 (Water)					
PCB-66	BA3B-WO5-2210	15 pg/l	UJ	EMPC	EMPC
	BA3DC-WO20-2210	1.6 pg/l	J	EMPC	EMPC
	BA5DC-WO5-2210	15 pg/l	J	EMPC	EMPC
	BA6BC-WO5-2210	17 pg/l	UJ	EMPC	EMPC
	BA6C-WO5-2210	15 pg/l	UJ	EMPC	EMPC
	BA7B-WO75-2210	15 pg/l	J	EMPC	EMPC
	BA7C-WO30-2210	15 pg/l	UJ	EMPC	EMPC
	BA7C-WO5-2210	15 pg/l	UJ	EMPC	EMPC
	BA8C-WO30-2210	15 pg/l	UJ	EMPC	EMPC
	BA8C-WO55-2210-FD	15 pg/l	UJ	EMPC	EMPC
	BA8C-WO55-2210-FD2	15 pg/l	UJ	EMPC	EMPC
	T11-WO5-2210	15 pg/l	UJ	EMPC	EMPC
	W2-WO5-2210	1 pg/l	J	EMPC	EMPC
	W5-WO30-2210	7.5 pg/l	UJ	EMPC	EMPC
	W5-WO55-2210	7.5 pg/l	UJ	EMPC	EMPC
PCB-77	BA10C-WO30-2210	0.62 pg/l	UJ	EMPC	EMPC
	BA10C-WO5-2210	0.32 pg/l	UJ	EMPC	EMPC
	BA10DC-WO20-2210	15 pg/l	UJ	EMPC	EMPC
	BA10DC-WO5-2210	15 pg/l	UJ	EMPC	EMPC
	BA1B-WO145-2210	15 pg/l	UJ	EMPC	EMPC
	BA1B-WO5-2210	15 pg/l	UJ	EMPC	EMPC
	BA1C-WO55-2210	0.15 pg/l	UJ	EMPC	EMPC
	BA1DC-WO35-2210	0.28 pg/l	J	EMPC	EMPC
	BA2C-WO5-2210	0.22 pg/l	UJ	EMPC	EMPC
	BA3B-WO80-2210	15 pg/l	UJ	EMPC	EMPC
	BA3C-WO30-2210	0.35 pg/l	UJ	EMPC	EMPC
	BA4B-WO145-2210	15 pg/l	J	EMPC	EMPC
	BA4B-WO5-2210	15 pg/l	J	EMPC	EMPC
	BA4C-WO55-2210-FD	0.33 pg/l	UJ	EMPC	EMPC
	BA5B-WO145-2210	0.69 pg/l	UJ	EMPC	EMPC
	BA6BC-WO50-2210	15 pg/l	UJ	EMPC	EMPC
	BA6BC-WO5-2210	17 pg/l	UJ	EMPC	EMPC
	BA6BC-WO95-2210	15 pg/l	UJ	EMPC	EMPC
	BA6B-WO75-2210	15 pg/l	J	EMPC	EMPC
	BA6DC-WO20-2210	0.17 pg/l	UJ	EMPC	EMPC

TABLE 5. Matrix Spike Precision/Accuracy - Qualified Data

Method (Matrix) Analyte	Sample Identification	Result	MS/MSD Qualifier*	MS Recovery	Criteria
E1668 (Water)					
PCB-77	BA6DC-WO35-2210	0.18 pg/l	J	EMPC	EMPC
	BA7BC-WO50-2210	15 pg/l	J	EMPC	EMPC
	BA7BC-WO5-2210	15 pg/l	J	EMPC	EMPC
	BA7B-WO75-2210	0.23 pg/l	UJ	EMPC	EMPC
	BA7DC-WO35-2210-FD2	0.26 pg/l	J	EMPC	EMPC
	BA8BC-WO50-2210	15 pg/l	J	EMPC	EMPC
	BA8BC-WO5-2210	15 pg/l	J	EMPC	EMPC
	BA8BC-WO95-2210	15 pg/l	J	EMPC	EMPC
	BA8B-WO5-2210	15 pg/l	J	EMPC	EMPC
	BA9BC-WO95-2210	15 pg/l	J	EMPC	EMPC
	BA9C-WO5-2210	15 pg/l	J	EMPC	EMPC
	W2-WO5-2210	0.22 pg/l	UJ	EMPC	EMPC
	W3-WO100-2210	15 pg/l	J	EMPC	EMPC
	W3-WO195-2210	15 pg/l	J	EMPC	EMPC
	W4-WO100-2210	15 pg/l	J	EMPC	EMPC
	W4-WO5-2210	15 pg/l	J	EMPC	EMPC
	W5-WO55-2210	0.18 pg/l	UJ	EMPC	EMPC
PCB-8	BA10B-WO75-2210	15 pg/l	J	EMPC	EMPC
	BA10DC-WO20-2210	15 pg/l	UJ	EMPC	EMPC
	BA10DC-WO35-2210	15 pg/l	UJ	EMPC	EMPC
	BA10DC-WO5-2210	15 pg/l	UJ	EMPC	EMPC
	BA1C-WO5-2210	1.9 pg/l	UJ	EMPC	EMPC
	BA1C-WO55-2210	1.8 pg/l	UJ	EMPC	EMPC
	BA2B-WO5-2210	4.9 pg/l	UJ	EMPC	EMPC
	BA2DC-WO20-2210	1.8 pg/l	J	EMPC	EMPC
	BA2DC-WO35-2210	4.5 pg/l	J	EMPC	EMPC
	BA3B-WO5-2210	15 pg/l	UJ	EMPC	EMPC
	BA3DC-WO20-2210	3.5 pg/l	UJ	EMPC	EMPC
	BA3DC-WO35-2210	3 pg/l	UJ	EMPC	EMPC
	BA4C-WO55-2210	15 pg/l	UJ	EMPC	EMPC
	BA4DC-WO5-2210	15 pg/l	J	EMPC	EMPC
	BA5B-WO75-2210	15 pg/l	UJ	EMPC	EMPC
	BA5C-WO5-2210	15 pg/l	UJ	EMPC	EMPC
	BA5C-WO55-2210	15 pg/l	UJ	EMPC	EMPC
	BA6BC-WO95-2210	15 pg/l	UJ	EMPC	EMPC

TABLE 5. Matrix Spike Precision/Accuracy - Qualified Data

Method (Matrix) Analyte	Sample Identification	Result	MS/MSD Qualifier*	MS Recovery	Criteria
E1668 (Water)					
PCB-8	BA6C-WO30-2210	15 pg/l	UJ	EMPC	EMPC
	BA7BC-WO5-2210	15 pg/l	J	EMPC	EMPC
	BA7C-WO30-2210	3.7 pg/l	UJ	EMPC	EMPC
	BA7C-WO5-2210	15 pg/l	UJ	EMPC	EMPC
	BA8BC-WO50-2210	15 pg/l	J	EMPC	EMPC
	BA8BC-WO95-2210	15 pg/l	J	EMPC	EMPC
	BA8C-WO55-2210	15 pg/l	UJ	EMPC	EMPC
	BA8C-WO55-2210-FD	5.9 pg/l	UJ	EMPC	EMPC
	BA8C-WO55-2210-FD2	9.8 pg/l	UJ	EMPC	EMPC
	BA9B-WO75-2210	15 pg/l	J	EMPC	EMPC
	BA9DC-WO5-2210	15 pg/l	J	EMPC	EMPC
	W5-WO5-2210	7.5 pg/l	UJ	EMPC	EMPC
PCB-81	BA10B-WO145-2210	0.8 pg/l	J	EMPC	EMPC
	BA1C-WO55-2210	0.1 pg/l	UJ	EMPC	EMPC
	BA4C-WO30-2210	1 pg/l	UJ	EMPC	EMPC
	BA5C-WO5-2210	0.22 pg/l	UJ	EMPC	EMPC
	BA5C-WO55-2210	0.39 pg/l	UJ	EMPC	EMPC
	BA6C-WO55-2210	0.14 pg/l	UJ	EMPC	EMPC
	BA8B-WO5-2210	0.04 pg/l	UJ	EMPC	EMPC
PCB-83/99	BA10B-WO75-2210	15 pg/l	J	EMPC	EMPC
	BA10C-WO5-2210	15 pg/l	UJ	EMPC	EMPC
	BA1B-WO75-2210	15 pg/l	UJ	EMPC	EMPC
	BA1C-WO55-2210	15 pg/l	UJ	EMPC	EMPC
	BA2C-WO5-2210	15 pg/l	UJ	EMPC	EMPC
	BA2DC-WO5-2210	15 pg/l	J	EMPC	EMPC
	BA3C-WO5-2210	15 pg/l	UJ	EMPC	EMPC
	BA3C-WO55-2210	15 pg/l	UJ	EMPC	EMPC
	BA3DC-WO5-2210	15 pg/l	J	EMPC	EMPC
	BA4B-WO5-2210	15 pg/l	J	EMPC	EMPC
	BA4C-WO30-2210	15 pg/l	UJ	EMPC	EMPC
	BA4C-WO5-2210	15 pg/l	UJ	EMPC	EMPC
	BA4DC-WO20-2210	15 pg/l	J	EMPC	EMPC
	BA5B-WO145-2210	8.1 pg/l	UJ	EMPC	EMPC
	BA5DC-WO5-2210	15 pg/l	J	EMPC	EMPC

TABLE 5. Matrix Spike Precision/Accuracy - Qualified Data

Method (Matrix) Analyte	Sample Identification	Result	MS/MSD Qualifier*	MS Recovery	Criteria
E1668 (Water)					
PCB-83/99	BA6B-WO5-2210	15 pg/l	J	EMPC	EMPC
	BA6C-WO55-2210	4.9 pg/l	UJ	EMPC	EMPC
	BA6DC-WO5-2210	15 pg/l	J	EMPC	EMPC
	BA7C-WO5-2210	15 pg/l	UJ	EMPC	EMPC
	BA8BC-WO95-2210	15 pg/l	J	EMPC	EMPC
	BA8C-WO5-2210	15 pg/l	UJ	EMPC	EMPC
	BA8C-WO55-2210-FD	15 pg/l	UJ	EMPC	EMPC
	BA8C-WO55-2210-FD2	15 pg/l	UJ	EMPC	EMPC
	BA8DC-WO20-2210	15 pg/l	J	EMPC	EMPC
	BA9BC-WO95-2210	15 pg/l	J	EMPC	EMPC
	BA9B-WO145-2210	15 pg/l	UJ	EMPC	EMPC
	BA9B-WO5-2210	15 pg/l	J	EMPC	EMPC
	BA9B-WO75-2210	15 pg/l	J	EMPC	EMPC
	BA9C-WO30-2210	15 pg/l	J	EMPC	EMPC
	T11-WO5-2210	15 pg/l	UJ	EMPC	EMPC
	W1-WO5-2210	1.1 pg/l	UJ	EMPC	EMPC
	W3-WO5-2210	15 pg/l	J	EMPC	EMPC
	W5-WO30-2210	7.5 pg/l	UJ	EMPC	EMPC
	W5-WO55-2210	7.5 pg/l	UJ	EMPC	EMPC
	W5-WO55-2210-FD	7.5 pg/l	UJ	EMPC	EMPC
PCB-85/110/115/116117	BA10C-WO30-2210	15 pg/l	UJ	EMPC	EMPC
	BA10C-WO55-2210	15 pg/l	UJ	EMPC	EMPC
	BA1C-WO5-2210	15 pg/l	UJ	EMPC	EMPC
	BA1DC-WO5-2210-FD	15 pg/l	J	EMPC	EMPC
	BA4B-WO5-2210	15 pg/l	J	EMPC	EMPC
	BA4B-WO75-2210	15 pg/l	J	EMPC	EMPC
	BA4DC-WO5-2210	15 pg/l	J	EMPC	EMPC
	BA5C-WO30-2210	0.46 pg/l	UJ	EMPC	EMPC
	BA5DC-WO5-2210	15 pg/l	J	EMPC	EMPC
	BA7BC-WO5-2210	15 pg/l	J	EMPC	EMPC
	BA7C-WO5-2210	15 pg/l	UJ	EMPC	EMPC
	BA7DC-WO5-2210	15 pg/l	J	EMPC	EMPC
	BA8C-WO5-2210	15 pg/l	UJ	EMPC	EMPC
	BA8C-WO55-2210-FD	15 pg/l	UJ	EMPC	EMPC
	BA8C-WO55-2210-FD2	15 pg/l	UJ	EMPC	EMPC

TABLE 5. Matrix Spike Precision/Accuracy - Qualified Data

Method (Matrix) Analyte	Sample Identification	Result	MS/MSD Qualifier*	MS Recovery	Criteria
E1668 (Water)					
PCB-85/110/115/116117	BA9BC-WO95-2210	15 pg/l	J	EMPC	EMPC
	BA9B-WO5-2210	15 pg/l	J	EMPC	EMPC
	BA9DC-WO5-2210	15 pg/l	J	EMPC	EMPC
	T11-WO5-2210	15 pg/l	UJ	EMPC	EMPC
	W1-WO30-2210	15 pg/l	J	EMPC	EMPC
	W3-WO100-2210	15 pg/l	J	EMPC	EMPC
	W3-WO195-2210	15 pg/l	J	EMPC	EMPC
	W3-WO5-2210	15 pg/l	J	EMPC	EMPC
PCB-86/87/97/108/119/125	BA10B-WO145-2210	15 pg/l	J	EMPC	EMPC
	BA10B-WO5-2210	15 pg/l	J	EMPC	EMPC
	BA10C-WO55-2210	15 pg/l	UJ	EMPC	EMPC
	BA1C-WO5-2210	15 pg/l	UJ	EMPC	EMPC
	BA1DC-WO5-2210	15 pg/l	J	EMPC	EMPC
	BA1DC-WO5-2210-FD	15 pg/l	J	EMPC	EMPC
	BA2DC-WO20-2210	15 pg/l	J	EMPC	EMPC
	BA3B-WO5-2210	15 pg/l	UJ	EMPC	EMPC
	BA3DC-WO20-2210	15 pg/l	J	EMPC	EMPC
	BA3DC-WO35-2210	15 pg/l	J	EMPC	EMPC
	BA4B-WO5-2210	15 pg/l	J	EMPC	EMPC
	BA4B-WO75-2210	15 pg/l	J	EMPC	EMPC
	BA4C-WO30-2210	15 pg/l	UJ	EMPC	EMPC
	BA5C-WO55-2210	15 pg/l	UJ	EMPC	EMPC
	BA5DC-WO5-2210	15 pg/l	J	EMPC	EMPC
	BA6B-WO75-2210	15 pg/l	J	EMPC	EMPC
	BA6DC-WO20-2210	15 pg/l	J	EMPC	EMPC
	BA7B-WO5-2210	15 pg/l	J	EMPC	EMPC
	BA7B-WO75-2210	15 pg/l	J	EMPC	EMPC
	BA7C-WO5-2210	15 pg/l	UJ	EMPC	EMPC
	BA7DC-WO5-2210	15 pg/l	J	EMPC	EMPC
	BA8BC-WO50-2210	15 pg/l	J	EMPC	EMPC
	BA8BC-WO5-2210	15 pg/l	J	EMPC	EMPC
	BA8C-WO5-2210	15 pg/l	UJ	EMPC	EMPC
	BA9BC-WO50-2210	15 pg/l	J	EMPC	EMPC
	BA9B-WO145-2210	15 pg/l	UJ	EMPC	EMPC
	BA9B-WO5-2210	15 pg/l	J	EMPC	EMPC

TABLE 5. Matrix Spike Precision/Accuracy - Qualified Data

Method (Matrix) Analyte	Sample Identification	Result	MS/MSD Qualifier*	MS Recovery	Criteria
E1668 (Water)					
PCB-86/87/97/108/119/125	BA9DC-WO35-2210-FD	15 pg/l	J	EMPC	EMPC
	W1-WO30-2210	15 pg/l	J	EMPC	EMPC
	W3-WO100-2210	15 pg/l	J	EMPC	EMPC
	W4-WO5-2210	15 pg/l	J	EMPC	EMPC
PCB-90/101/113	BA10B-WO145-2210	15 pg/l	J	EMPC	EMPC
	BA10DC-WO35-2210	15 pg/l	UJ	EMPC	EMPC
	BA1B-WO75-2210	15 pg/l	UJ	EMPC	EMPC
	BA1C-WO5-2210	15 pg/l	UJ	EMPC	EMPC
	BA1DC-WO20-2210	15 pg/l	J	EMPC	EMPC
	BA1DC-WO5-2210	15 pg/l	J	EMPC	EMPC
	BA1DC-WO5-2210-FD	15 pg/l	J	EMPC	EMPC
	BA2DC-WO5-2210	15 pg/l	J	EMPC	EMPC
	BA3C-WO55-2210	15 pg/l	UJ	EMPC	EMPC
	BA3DC-WO20-2210	15 pg/l	J	EMPC	EMPC
	BA4C-WO55-2210-FD	15 pg/l	UJ	EMPC	EMPC
	BA4DC-WO20-2210	15 pg/l	J	EMPC	EMPC
	BA5B-WO145-2210	13 pg/l	UJ	EMPC	EMPC
	BA5B-WO75-2210	15 pg/l	UJ	EMPC	EMPC
	BA5C-WO5-2210	15 pg/l	UJ	EMPC	EMPC
	BA5C-WO55-2210	15 pg/l	UJ	EMPC	EMPC
	BA6DC-WO5-2210	15 pg/l	J	EMPC	EMPC
	BA7BC-WO5-2210	15 pg/l	J	EMPC	EMPC
	BA7B-WO5-2210	15 pg/l	J	EMPC	EMPC
	BA7C-WO5-2210	15 pg/l	UJ	EMPC	EMPC
	BA8C-WO30-2210	15 pg/l	UJ	EMPC	EMPC
	BA8C-WO5-2210	15 pg/l	UJ	EMPC	EMPC
	BA8C-WO55-2210-FD2	15 pg/l	UJ	EMPC	EMPC
	BA8DC-WO35-2210	15 pg/l	J	EMPC	EMPC
	BA8DC-WO5-2210	15 pg/l	J	EMPC	EMPC
	BA9BC-WO5-2210	15 pg/l	J	EMPC	EMPC
	BA9B-WO145-2210	15 pg/l	UJ	EMPC	EMPC
	BA9B-WO5-2210	15 pg/l	J	EMPC	EMPC
	BA9B-WO75-2210	15 pg/l	J	EMPC	EMPC
	BA9C-WO30-2210	15 pg/l	J	EMPC	EMPC
	BA9C-WO5-2210	15 pg/l	J	EMPC	EMPC

TABLE 5. Matrix Spike Precision/Accuracy - Qualified Data

Method (Matrix) Analyte	Sample Identification	Result	MS/MSD Qualifier*	MS Recovery	Criteria
E1668 (Water)					
PCB-90/101/113	BA9C-WO55-2210	15 pg/l	J	EMPC	EMPC
	BA9DC-WO35-2210	15 pg/l	J	EMPC	EMPC
	BA9DC-WO5-2210	15 pg/l	J	EMPC	EMPC
	W2-WO5-2210	15 pg/l	J	EMPC	EMPC
	W3-WO100-2210	15 pg/l	J	EMPC	EMPC
E1699M (Water)					
2,4'-DDD	BA10DC-WO35-2210	0.0075 ng/l	UJ	EMPC	EMPC
	BA2DC-WO20-2210	0.0065 ng/l	UJ	EMPC	EMPC
	BA3C-WO30-2210	0.0055 ng/l	UJ	EMPC	EMPC
	BA3DC-WO20-2210	0.0042 ng/l	J	EMPC	EMPC
	BA3DC-WO35-2210	0.0085 ng/l	J	EMPC	EMPC
	BA3DC-WO5-2210	0.0022 ng/l	UJ	EMPC	EMPC
	BA4B-WO145-2210	0.0054 ng/l	J	EMPC	EMPC
	BA4B-WO75-2210	0.0058 ng/l	UJ	EMPC	EMPC
	BA4C-WO55-2210	0.0036 ng/l	UJ	EMPC	EMPC
	BA4C-WO55-2210-FD	0.0032 ng/l	UJ	EMPC	EMPC
	BA4C-WO55-2210-FD2	0.0041 ng/l	UJ	EMPC	EMPC
	BA5C-WO30-2210	0.0057 ng/l	UJ	EMPC	EMPC
	BA5C-WO5-2210	0.0035 ng/l	UJ	EMPC	EMPC
	BA5C-WO55-2210	0.0036 ng/l	UJ	EMPC	EMPC
	BA6C-WO30-2210	0.0057 ng/l	UJ	EMPC	EMPC
	BA6C-WO55-2210	0.0089 ng/l	UJ	EMPC	EMPC
	BA6DC-WO35-2210	0.01 ng/l	UJ	EMPC	EMPC
	BA7B-WO5-2210	0.0038 ng/l	UJ	EMPC	EMPC
	BA7C-WO30-2210	0.0039 ng/l	UJ	EMPC	EMPC
	BA7C-WO5-2210	0.0046 ng/l	UJ	EMPC	EMPC
	BA7DC-WO20-2210	0.0025 ng/l	UJ	EMPC	EMPC
	BA7DC-WO35-2210	0.013 ng/l	J	EMPC	EMPC
	BA7DC-WO35-2210-FD	0.011 ng/l	J	EMPC	EMPC
	BA9BC-WO5-2210	0.0017 ng/l	J	EMPC	EMPC
	BA9B-WO5-2210	0.0026 ng/l	UJ	EMPC	EMPC
	BA9B-WO75-2210	0.0037 ng/l	J	EMPC	EMPC
	BA9C-WO30-2210	0.0019 ng/l	UJ	EMPC	EMPC
	T11-WO5-2210	0.0054 ng/l	UJ	EMPC	EMPC
	W3-WO5-2210	0.0019 ng/l	J	EMPC	EMPC

TABLE 5. Matrix Spike Precision/Accuracy - Qualified Data

Method (Matrix) Analyte	Sample Identification	Result	MS/MSD Qualifier*	MS Recovery	Criteria
E1699M (Water)					
2,4'-DDD	W4-WO195-2210	0.0086 ng/l	J	EMPC	EMPC
	W5-WO30-2210	0.00082 ng/l	J	EMPC	EMPC
	W5-WO55-2210	0.0017 ng/l	J	EMPC	EMPC
2,4'-DDE	BA10B-WO145-2210	0.0095 ng/l	J	EMPC	EMPC
	BA1B-WO75-2210	0.0054 ng/l	J	EMPC	EMPC
	BA2DC-WO5-2210	0.0012 ng/l	UJ	EMPC	EMPC
	BA3C-WO5-2210	0.008 ng/l	UJ	EMPC	EMPC
	BA6C-WO5-2210	0.0048 ng/l	UJ	EMPC	EMPC
	BA7C-WO30-2210	0.0024 ng/l	UJ	EMPC	EMPC
	BA7DC-WO5-2210	0.0032 ng/l	J	EMPC	EMPC
	BA9C-WO30-2210	0.0038 ng/l	J	EMPC	EMPC
	W5-WO5-2210	0.0014 ng/l	J	EMPC	EMPC
	W5-WO55-2210-FD	0.004 ng/l	UJ	EMPC	EMPC
2,4'-DDT	BA3C-WO30-2210	0.012 ng/l	UJ	EMPC	EMPC
	BA3C-WO55-2210	0.0052 ng/l	UJ	EMPC	EMPC
	BA4B-WO145-2210	0.0054 ng/l	UJ	EMPC	EMPC
	BA4C-WO30-2210	0.0079 ng/l	UJ	EMPC	EMPC
	BA4C-WO55-2210	0.006 ng/l	UJ	EMPC	EMPC
	BA4C-WO55-2210-FD2	0.0076 ng/l	UJ	EMPC	EMPC
	BA5C-WO30-2210	0.0057 ng/l	UJ	EMPC	EMPC
	BA5C-WO55-2210	0.0072 ng/l	UJ	EMPC	EMPC
	BA7BC-WO95-2210	0.0053 ng/l	UJ	EMPC	EMPC
	BA7C-WO30-2210	0.004 ng/l	UJ	EMPC	EMPC
	BA8BC-WO50-2210	0.0045 ng/l	UJ	EMPC	EMPC
	BA8BC-WO95-2210	0.0043 ng/l	UJ	EMPC	EMPC
	BA8B-WO145-2210	0.004 ng/l	UJ	EMPC	EMPC
	BA8B-WO75-2210	0.0051 ng/l	UJ	EMPC	EMPC
	BA8C-WO5-2210	0.008 ng/l	UJ	EMPC	EMPC
	W3-WO100-2210	0.0098 ng/l	UJ	EMPC	EMPC
	W5-WO5-2210	0.0045 ng/l	J	EMPC	EMPC
	W5-WO55-2210	0.0025 ng/l	J	EMPC	EMPC
	W5-WO55-2210-FD	0.0051 ng/l	UJ	EMPC	EMPC
4,4'-DDD	BA1C-WO5-2210	0.0038 ng/l	UJ	EMPC	EMPC
	BA1C-WO55-2210	0.0073 ng/l	J	EMPC	EMPC

TABLE 5. Matrix Spike Precision/Accuracy - Qualified Data

Method (Matrix) Analyte	Sample Identification	Result	MS/MSD Qualifier*	MS Recovery	Criteria
E1699M (Water)					
4,4'-DDD	BA2DC-WO20-2210	0.0078 ng/l	UJ	EMPC	EMPC
	BA3C-WO30-2210	0.011 ng/l	UJ	EMPC	EMPC
	BA3C-WO5-2210	0.0071 ng/l	UJ	EMPC	EMPC
	BA3C-WO55-2210	0.0032 ng/l	UJ	EMPC	EMPC
	BA4B-WO75-2210	0.01 ng/l	J	EMPC	EMPC
	BA4C-WO5-2210	0.0043 ng/l	UJ	EMPC	EMPC
	BA4C-WO55-2210-FD2	0.0047 ng/l	UJ	EMPC	EMPC
	BA5C-WO30-2210	0.0036 ng/l	UJ	EMPC	EMPC
	BA5C-WO5-2210	0.0054 ng/l	UJ	EMPC	EMPC
	BA5C-WO55-2210	0.0045 ng/l	UJ	EMPC	EMPC
	BA6C-WO55-2210	0.016 ng/l	UJ	EMPC	EMPC
	BA7C-WO30-2210	0.0033 ng/l	UJ	EMPC	EMPC
	BA7C-WO5-2210	0.0061 ng/l	UJ	EMPC	EMPC
	BA7C-WO55-2210	0.032 ng/l	UJ	EMPC	EMPC
	BA7DC-WO20-2210	0.0041 ng/l	J	EMPC	EMPC
	BA7DC-WO35-2210-FD	0.034 ng/l	J	EMPC	EMPC
	BA7DC-WO5-2210	0.0033 ng/l	J	EMPC	EMPC
	BA8C-WO5-2210	0.0066 ng/l	UJ	EMPC	EMPC
	BA9BC-WO50-2210	0.0065 ng/l	J	EMPC	EMPC
	BA9B-WO5-2210	0.0028 ng/l	J	EMPC	EMPC
	BA9B-WO75-2210	0.0047 ng/l	J	EMPC	EMPC
	BA9C-WO30-2210	0.0039 ng/l	J	EMPC	EMPC
	BA9C-WO5-2210	0.0062 ng/l	UJ	EMPC	EMPC
	W1-WO30-2210	0.012 ng/l	UJ	EMPC	EMPC
	W2-WO195-2210	0.022 ng/l	UJ	EMPC	EMPC
	W3-WO100-2210	0.0086 ng/l	UJ	EMPC	EMPC
	W3-WO195-2210	0.0068 ng/l	J	EMPC	EMPC
	W5-WO5-2210	0.0018 ng/l	J	EMPC	EMPC
	W5-WO55-2210-FD	0.0046 ng/l	J	EMPC	EMPC
4,4'-DDE	BA10C-WO55-2210	0.029 ng/l	J	EMPC	EMPC
	BA1DC-WO20-2210	0.023 ng/l	J	EMPC	EMPC
	BA3B-WO80-2210	0.023 ng/l	J	EMPC	EMPC
	BA5B-WO75-2210	0.023 ng/l	J	EMPC	EMPC
	BA5DC-WO5-2210	0.012 ng/l	J	EMPC	EMPC
	BA6DC-WO20-2210	0.04 ng/l	J	EMPC	EMPC

TABLE 5. Matrix Spike Precision/Accuracy - Qualified Data

Method (Matrix) Analyte	Sample Identification	Result	MS/MSD Qualifier*	MS Recovery	Criteria
E1699M (Water)					
4,4'-DDE	BA7C-WO30-2210	0.012 ng/l	UJ	EMPC	EMPC
	BA7C-WO5-2210	0.017 ng/l	UJ	EMPC	EMPC
	BA7DC-WO20-2210	0.025 ng/l	J	EMPC	EMPC
	BA7DC-WO5-2210	0.0234 ng/l	J	EMPC	EMPC
	BA8DC-WO20-2210	0.022 ng/l	J	EMPC	EMPC
	W2-WO195-2210	0.1 ng/l	J	EMPC	EMPC
	W5-WO55-2210-FD	0.024 ng/l	J	EMPC	EMPC
4,4'-DDMU	BA1B-WO145-2210	0.019 ng/l	J	EMPC	EMPC
	BA1B-WO75-2210	0.024 ng/l	J	EMPC	EMPC
	BA2DC-WO5-2210	0.0089 ng/l	UJ	EMPC	EMPC
	BA3C-WO5-2210	0.024 ng/l	UJ	EMPC	EMPC
	BA4C-WO5-2210	0.015 ng/l	UJ	EMPC	EMPC
	BA6BC-WO5-2210	0.023 ng/l	UJ	EMPC	EMPC
	BA6C-WO5-2210	0.028 ng/l	UJ	EMPC	EMPC
	BA7B-WO5-2210	0.012 ng/l	UJ	EMPC	EMPC
	BA7C-WO30-2210	0.0093 ng/l	UJ	EMPC	EMPC
	BA7C-WO5-2210	0.012 ng/l	UJ	EMPC	EMPC
	BA7DC-WO5-2210	0.0071 ng/l	J	EMPC	EMPC
	BA8C-WO5-2210	0.015 ng/l	UJ	EMPC	EMPC
	BA9BC-WO50-2210	0.044 ng/l	J	EMPC	EMPC
	BA9B-WO5-2210	0.0065 ng/l	UJ	EMPC	EMPC
	BA9B-WO75-2210	0.02 ng/l	J	EMPC	EMPC
	T11-WO5-2210	0.013 ng/l	UJ	EMPC	EMPC
	W1-WO30-2210	0.031 ng/l	J	EMPC	EMPC
	W2-WO195-2210	0.062 ng/l	UJ	EMPC	EMPC
	W5-WO30-2210	0.004 ng/l	UJ	EMPC	EMPC
	W5-WO55-2210-FD	0.029 ng/l	UJ	EMPC	EMPC
4,4'-DDNU	BA1B-WO145-2210	0.0037 ng/l	J	EMPC	EMPC
	BA1C-WO55-2210	0.013 ng/l	J	EMPC	EMPC
	BA2B-WO75-2210	0.0029 ng/l	J	EMPC	EMPC
	BA2C-WO5-2210	0.003 ng/l	J	EMPC	EMPC
	BA6DC-WO20-2210	0.0042 ng/l	J	EMPC	EMPC
	BA8C-WO30-2210	0.0012 ng/l	UJ	EMPC	EMPC
	BA9BC-WO50-2210	0.0051 ng/l	J	EMPC	EMPC

TABLE 5. Matrix Spike Precision/Accuracy - Qualified Data

Method (Matrix) Analyte	Sample Identification	Result	MS/MSD Qualifier*	MS Recovery	Criteria
E1699M (Water)					
4,4'-DDNU	BA9BC-WO5-2210	0.0011 ng/l	J	EMPC	EMPC
4,4'-DDT	BA4B-WO5-2210	0.0061 ng/l	UJ	EMPC	EMPC
	BA4C-WO30-2210	0.011 ng/l	UJ	EMPC	EMPC
	BA4C-WO55-2210	0.0033 ng/l	UJ	EMPC	EMPC
	BA4C-WO55-2210-FD	0.0095 ng/l	UJ	EMPC	EMPC
	BA5C-WO5-2210	0.0054 ng/l	UJ	EMPC	EMPC
	BA7BC-WO50-2210	0.019 ng/l	UJ	EMPC	EMPC
	BA7BC-WO95-2210	0.0083 ng/l	UJ	EMPC	EMPC
	BA8BC-WO50-2210	0.012 ng/l	UJ	EMPC	EMPC
	BA8BC-WO95-2210	0.0095 ng/l	UJ	EMPC	EMPC
	BA8B-WO75-2210	0.0077 ng/l	UJ	EMPC	EMPC
	BA8C-WO30-2210	0.01 ng/l	UJ	EMPC	EMPC
	BA9C-WO30-2210	0.0026 ng/l	UJ	EMPC	EMPC
	W3-WO195-2210	0.012 ng/l	UJ	EMPC	EMPC

%R = percent recovery
LCL = lower control limit
UCL = upper control limit

ng/l = nanogram per liter
pg/l = Undefined Unit in tlkpUnits

* The most severe flag for each analyte becomes the final validation flag.

Qualifier Description:

J = Analyte concentration is an estimated value because one or more QC specifications were not met, or concentration is greater than the MDL but less than the PQL.

UJ = Analyte was not detected. The sample quantitation limit is estimated.

Criteria:

EMPC = Estimated Maximum Possible Concentration

TABLE 6. Surrogate Recovery - Qualified Data

Method(Matrix) Analyte	Sample Identification	Result	Surrogate Qualifier*	Surrogate Recovery	Criteria
E1668 (Water)					
2,2',3,4,4',5,6-Heptachlorobiphenyl (183)	BA6B-WO145-2210	0.28 pg/l	J+	%R=148 LCL=10 UCL=145	Sur>UCL
PCB-105	BA4C-WO30-2210	15 pg/l	J	%R=9 LCL=10 UCL=145	Sur<LCL
PCB-114	BA4C-WO30-2210	0.85 pg/l	R	%R=8 LCL=10 UCL=145	Sur<LCL
PCB-118	BA4C-WO30-2210	15 pg/l	J	%R=9 LCL=10 UCL=145	Sur<LCL
PCB-123	BA4C-WO30-2210	0.79 pg/l	R	%R=9 LCL=10 UCL=145	Sur<LCL
PCB-126	BA4C-WO30-2210	0.95 pg/l	R	%R=8 LCL=10 UCL=145	Sur<LCL
PCB-128/166	BA6B-WO145-2210	15 pg/l	J+	%R=148 LCL=10 UCL=145	Sur>UCL
PCB-129/138/163	BA6B-WO145-2210	15 pg/l	J+	%R=148 LCL=10 UCL=145	Sur>UCL
PCB-135/151	BA6B-WO145-2210	15 pg/l	J+	%R=148 LCL=10 UCL=145	Sur>UCL
PCB-147/149	BA6B-WO145-2210	15 pg/l	J+	%R=148 LCL=10 UCL=145	Sur>UCL
PCB-153/168	BA6B-WO145-2210	15 pg/l	J+	%R=148 LCL=10 UCL=145	Sur>UCL
PCB-158	BA6B-WO145-2210	15 pg/l	J+	%R=148 LCL=10 UCL=145	Sur>UCL
PCB-170	BA6B-WO145-2210	15 pg/l	J+	%R=148 LCL=10 UCL=145	Sur>UCL
PCB-177	BA6B-WO145-2210	0.27 pg/l	J+	%R=148 LCL=10 UCL=145	Sur>UCL
PCB-18/30	BA6B-WO145-2210	15 pg/l	J+	%R=148 LCL=10 UCL=145	Sur>UCL
PCB-180/193	BA6B-WO145-2210	15 pg/l	J+	%R=148 LCL=10 UCL=145	Sur>UCL
PCB-187	BA6B-WO145-2210	15 pg/l	J+	%R=148 LCL=10 UCL=145	Sur>UCL
PCB-194	BA6B-WO145-2210	15 pg/l	J+	%R=148 LCL=10 UCL=145	Sur>UCL
PCB-20/28	BA6B-WO145-2210	15 pg/l	J+	%R=148 LCL=10 UCL=145	Sur>UCL
PCB-31	BA6B-WO145-2210	15 pg/l	J+	%R=148 LCL=10 UCL=145	Sur>UCL
PCB-44/47/65	BA6B-WO145-2210	28.4 pg/l	J+	%R=148 LCL=10 UCL=145	Sur>UCL
PCB-49/69	BA6B-WO145-2210	15 pg/l	J+	%R=148 LCL=10 UCL=145	Sur>UCL
PCB-52	BA6B-WO145-2210	24.8 pg/l	J+	%R=148 LCL=10 UCL=145	Sur>UCL
PCB-61/70/74/76	BA6B-WO145-2210	22.4 pg/l	J+	%R=148 LCL=10 UCL=145	Sur>UCL
PCB-66	BA6B-WO145-2210	13.9 pg/l	J+	%R=148 LCL=10 UCL=145	Sur>UCL
PCB-77	BA4C-WO30-2210	1 pg/l	R	%R=7 LCL=10 UCL=145	Sur<LCL
PCB-8	BA6B-WO145-2210	15 pg/l	J+	%R=148 LCL=10 UCL=145	Sur>UCL

TABLE 6. Surrogate Recovery - Qualified Data

Method(Matrix) Analyte	Sample Identification	Result	Surrogate Qualifier*	Surrogate Recovery	Criteria
E1668 (Water)					
PCB-83/99	BA6B-WO145-2210	8.75 pg/l	J+	%R=148 LCL=10 UCL=145	Sur>UCL
PCB-85/110/115/116117	BA6B-WO145-2210	20.5 pg/l	J+	%R=148 LCL=10 UCL=145	Sur>UCL
PCB-86/87/97/108/119/125	BA6B-WO145-2210	15 pg/l	J+	%R=148 LCL=10 UCL=145	Sur>UCL
PCB-90/101/113	BA6B-WO145-2210	15 pg/l	J+	%R=148 LCL=10 UCL=145	Sur>UCL

%R = percent recovery

LCL = lower control limit

UCL = upper control limit

pg/l = Undefined Unit in tlkpUnits

* The most severe flag for each analyte becomes the final validation flag.

Qualifier Description:

J = Analyte concentration is an estimated value because one or more QC specifications were not met, or concentration is greater than the MDL but less than the PQL.

J+ = Analyte concentration is an estimated value and biased high.

R = Data were rejected for use.

Criteria:

Sur<LCL = Surrogate recovery less than the lower control limit

Sur>UCL = Surrogate recovery greater than the upper control limit

TABLE 7. Calibration Criteria - Qualified Data

Method (Matrix) Analyte	Sample Identification	Result	Calibration Qualifier*	Criteria	Validation Comments
E1699M (Water)					
2,4'-DDD	BA1C-WO30-2210	0.00624 ng/l	J+	CCV>UCL	%D +44 vs. 25
	BA4B-WO5-2210	0.0017 ng/l	UJ	CCV<LCL	%D -36 vs. 25
	BA5B-WO145-2210	0.0187 ng/l	J+	CCV>UCL	%D +30 vs. 25
	BA6BC-WO95-2210	0.0219 ng/l	J+	CCV>UCL	%D +39 vs. 25
	BA6B-WO145-2210	0.0259 ng/l	J+	CCV>UCL	%D +57 vs. 25
	BA6C-WO55-2210	0.0089 ng/l	J+	CCV>UCL	%D +39 vs. 25
	BA7BC-WO5-2210	0.0014 ng/l	UJ	CCV<LCL	%D -36 vs. 25
	BA7B-WO145-2210	0.0227 ng/l	J+	CCV>UCL	%D +57 vs. 25
	BA8BC-WO5-2210	0.0014 ng/l	UJ	CCV<LCL	%D -36 vs. 25
	BA8B-WO5-2210	0.004 ng/l	UJ	CCV<LCL	%D -36 vs. 25
	BA8C-WO55-2210	0.0073 ng/l	J+	CCV>UCL	%D +30 vs. 25
	BA8C-WO55-2210-FD	0.00817 ng/l	J+	CCV>UCL	%D +30 vs. 25
	BA8C-WO55-2210-FD2	0.00785 ng/l	J+	CCV>UCL	%D +30 vs. 25
	BA9B-WO145-2210	0.0118 ng/l	J+	CCV>UCL	%D +30 vs. 25
	W3-WO5-2210	0.0019 ng/l	J-	CCV<LCL	%D -36 vs. 25
	W4-WO100-2210	0.0063 ng/l	UJ	CCV<LCL	%D -36 vs. 25
	W4-WO195-2210	0.0086 ng/l	J-	CCV<LCL	%D -36 vs. 25
	W4-WO5-2210	0.01 ng/l	UJ	CCV<LCL	%D -36 vs. 25
2,4'-DDT	BA7B-WO145-2210	0.00565 ng/l	J+	CCV>UCL	%D +49 vs. 25
	BA8DC-WO20-2210	0.0188 ng/l	J+	CCV>UCL	%D +29 vs. 25
4,4'-DDE	BA10C-WO30-2210	0.024 ng/l	J+	CCV>UCL	%D +29 vs. 25
	BA10C-WO5-2210	0.022 ng/l	J+	CCV>UCL	%D +29 vs. 25
	BA10C-WO55-2210	0.029 ng/l	J+	CCV>UCL	%D +29 vs. 25
	BA10DC-WO20-2210	0.022 ng/l	J+	CCV>UCL	%D +29 vs. 25
	BA10DC-WO5-2210	0.022 ng/l	J+	CCV>UCL	%D +29 vs. 25
4,4'-DDMU	BA6B-WO145-2210	0.968 ng/l	J+	CCV>UCL	%D +28 vs. 25
	BA6B-WO75-2210	0.0834 ng/l	J+	CCV>UCL	%D +28 vs. 25
	BA7B-WO145-2210	0.717 ng/l	J+	CCV>UCL	%D +28 vs. 25
	BA7B-WO75-2210	0.0138 ng/l	J+	CCV>UCL	%D +28 vs. 25
4,4'-DDNU	BA1B-WO145-2210	0.0037 ng/l	J+	CCV>UCL	%D +39 vs. 25
	BA2B-WO145-2210	0.0156 ng/l	J+	CCV>UCL	%D +39 vs. 25
	BA2B-WO75-2210	0.0029 ng/l	J+	CCV>UCL	%D +39 vs. 25

TABLE 7. Calibration Criteria - Qualified Data

Method (Matrix) Analyte	Sample Identification	Result	Calibration Qualifier*	Criteria	Validation Comments
E1699M (Water)					
4,4'-DDNU	BA6BC-WO95-2210	0.0878 ng/l	J+	CCV>UCL	%D +34 vs. 25
	BA6C-WO55-2210	0.0352 ng/l	J+	CCV>UCL	%D +34 vs. 25
	BA8C-WO55-2210	0.0171 ng/l	J+	CCV>UCL	%D +29 vs. 25
	BA8C-WO55-2210-FD	0.0298 ng/l	J+	CCV>UCL	%D +29 vs. 25
	BA8C-WO55-2210-FD2	0.0261 ng/l	J+	CCV>UCL	%D +29 vs. 25
	BA9B-WO145-2210	0.0266 ng/l	J+	CCV>UCL	%D +29 vs. 25
	T11-WO5-2210	0.00124 ng/l	J+	CCV>UCL	%D +29 vs. 25

%D = percent difference

ng/l = nanogram per liter

* The most severe flag for each analyte becomes the final validation flag.

Qualifier Description:

J- = Analyte concentration is an estimated value and biased low.

J+ = Analyte concentration is an estimated value and biased high.

UJ = Analyte was not detected. The sample quantitation limit is estimated.

Criteria:

CCV<LCL = Continuing calibration recovery less than the lower control limit

CCV>UCL = Continuing calibration recovery greater than the upper control limit

TABLE 8. Holding Times - Qualified Data

Method (Matrix) Sample Identification	Analyte	Holding Time	Result	Holding Time Qualifier	Criteria	Final Flag*
E1699M (Water)						
BA10DC-WO35-2210	2,4'-DDD	8 Days	0.0075 ng/l	J	HTp>UCL	UJ
	2,4'-DDE	8 Days	0.0785 ng/l	J	HTp>UCL	J
	2,4'-DDT	8 Days	0.0043 ng/l	UJ	HTp>UCL	UJ
	4,4'-DDD	8 Days	0.0319 ng/l	J	HTp>UCL	J
	4,4'-DDE	8 Days	0.555 ng/l	J	HTp>UCL	J
	4,4'-DDT	8 Days	0.018 ng/l	UJ	HTp>UCL	UJ
BA3C-WO55-2210	2,4'-DDD	8 Days	0.0037 ng/l	UJ	HTp>UCL	UJ
	2,4'-DDE	8 Days	0.023 ng/l	J	HTp>UCL	U
	2,4'-DDT	8 Days	0.0052 ng/l	UJ	HTp>UCL	UJ
	4,4'-DDD	8 Days	0.0032 ng/l	UJ	HTp>UCL	UJ
	4,4'-DDE	8 Days	0.0399 ng/l	J	HTp>UCL	J
	4,4'-DDT	8 Days	0.0078 ng/l	UJ	HTp>UCL	UJ
BA4C-WO30-2210	2,4'-DDD	8 Days	0.0046 ng/l	UJ	HTp>UCL	UJ
	2,4'-DDE	8 Days	0.0031 ng/l	UJ	HTp>UCL	UJ
	2,4'-DDT	8 Days	0.0079 ng/l	J	HTp>UCL	UJ
	4,4'-DDD	8 Days	0.0039 ng/l	UJ	HTp>UCL	UJ
	4,4'-DDE	8 Days	0.023 ng/l	J	HTp>UCL	U
	4,4'-DDT	8 Days	0.011 ng/l	UJ	HTp>UCL	UJ
BA4C-WO5-2210	2,4'-DDD	8 Days	0.003 ng/l	UJ	HTp>UCL	UJ
	2,4'-DDE	8 Days	0.023 ng/l	J	HTp>UCL	U
	2,4'-DDT	8 Days	0.0066 ng/l	UJ	HTp>UCL	UJ
	4,4'-DDD	8 Days	0.0043 ng/l	J	HTp>UCL	UJ
	4,4'-DDE	8 Days	0.0235 ng/l	J	HTp>UCL	U
	4,4'-DDT	8 Days	0.0088 ng/l	UJ	HTp>UCL	UJ
BA4C-WO55-2210	2,4'-DDD	8 Days	0.0036 ng/l	UJ	HTp>UCL	UJ
	2,4'-DDE	8 Days	0.023 ng/l	J	HTp>UCL	U
	2,4'-DDT	8 Days	0.006 ng/l	UJ	HTp>UCL	UJ
	4,4'-DDD	8 Days	0.00494 ng/l	J	HTp>UCL	J
	4,4'-DDE	8 Days	0.0961 ng/l	J	HTp>UCL	J

TABLE 8. Holding Times - Qualified Data

Method (Matrix) Sample Identification	Analyte	Holding Time	Result	Holding Time Qualifier	Criteria	Final Flag*
E1699M (Water)						
BA4C-WO55-2210	4,4'-DDT	8 Days	0.0033 ng/l	UJ	HTp>UCL	UJ
BA4C-WO55-2210-FD	2,4'-DDD	8 Days	0.0032 ng/l	UJ	HTp>UCL	UJ
	2,4'-DDE	8 Days	0.023 ng/l	J	HTp>UCL	U
	2,4'-DDT	8 Days	0.00794 ng/l	J	HTp>UCL	J
	4,4'-DDD	8 Days	0.00552 ng/l	J	HTp>UCL	J
	4,4'-DDE	8 Days	0.101 ng/l	J	HTp>UCL	J
	4,4'-DDT	8 Days	0.0095 ng/l	UJ	HTp>UCL	UJ
BA4C-WO55-2210-FD2	2,4'-DDD	8 Days	0.0041 ng/l	UJ	HTp>UCL	UJ
	2,4'-DDE	8 Days	0.023 ng/l	J	HTp>UCL	U
	2,4'-DDT	8 Days	0.0076 ng/l	UJ	HTp>UCL	UJ
	4,4'-DDD	8 Days	0.0047 ng/l	UJ	HTp>UCL	UJ
	4,4'-DDE	8 Days	0.0468 ng/l	J	HTp>UCL	J
	4,4'-DDT	8 Days	0.0099 ng/l	UJ	HTp>UCL	UJ
BA5C-WO30-2210	2,4'-DDD	8 Days	0.0057 ng/l	UJ	HTp>UCL	UJ
	2,4'-DDE	8 Days	0.0029 ng/l	UJ	HTp>UCL	UJ
	2,4'-DDT	8 Days	0.0057 ng/l	UJ	HTp>UCL	UJ
	4,4'-DDD	8 Days	0.0036 ng/l	UJ	HTp>UCL	UJ
	4,4'-DDE	8 Days	0.023 ng/l	J	HTp>UCL	U
	4,4'-DDT	8 Days	0.015 ng/l	UJ	HTp>UCL	UJ
BA5C-WO5-2210	2,4'-DDD	8 Days	0.0035 ng/l	UJ	HTp>UCL	UJ
	2,4'-DDE	8 Days	0.023 ng/l	J	HTp>UCL	U
	2,4'-DDT	8 Days	0.00512 ng/l	J	HTp>UCL	J
	4,4'-DDD	8 Days	0.0054 ng/l	J	HTp>UCL	UJ
	4,4'-DDE	8 Days	0.0392 ng/l	J	HTp>UCL	J
	4,4'-DDT	8 Days	0.0054 ng/l	UJ	HTp>UCL	UJ
BA5C-WO55-2210	2,4'-DDD	8 Days	0.0036 ng/l	UJ	HTp>UCL	UJ
	2,4'-DDE	8 Days	0.023 ng/l	J	HTp>UCL	U
	2,4'-DDT	8 Days	0.0072 ng/l	UJ	HTp>UCL	UJ
	4,4'-DDD	8 Days	0.0045 ng/l	UJ	HTp>UCL	UJ

TABLE 8. Holding Times - Qualified Data

Method (Matrix) Sample Identification	Analyte	Holding Time	Result	Holding Time Qualifier	Criteria	Final Flag*
E1699M (Water)						
BA5C-WO55-2210	4,4'-DDE	8 Days	0.0406 ng/l	J	HTp>UCL	J
	4,4'-DDT	8 Days	0.01 ng/l	UJ	HTp>UCL	UJ
BA6BC-WO50-2210	2,4'-DDD	8 Days	0.0088 ng/l	UJ	HTp>UCL	UJ
	2,4'-DDE	8 Days	0.0038 ng/l	UJ	HTp>UCL	UJ
	2,4'-DDT	8 Days	0.019 ng/l	UJ	HTp>UCL	UJ
	4,4'-DDD	8 Days	0.012 ng/l	UJ	HTp>UCL	UJ
	4,4'-DDE	8 Days	0.023 ng/l	J	HTp>UCL	U
	4,4'-DDT	8 Days	0.02 ng/l	UJ	HTp>UCL	UJ
BA6BC-WO5-2210	2,4'-DDD	8 Days	0.0088 ng/l	UJ	HTp>UCL	UJ
	2,4'-DDE	8 Days	0.025 ng/l	J	HTp>UCL	U
	2,4'-DDT	8 Days	0.014 ng/l	UJ	HTp>UCL	UJ
	4,4'-DDD	8 Days	0.0085 ng/l	UJ	HTp>UCL	UJ
	4,4'-DDE	8 Days	0.025 ng/l	J	HTp>UCL	U
	4,4'-DDT	8 Days	0.017 ng/l	UJ	HTp>UCL	UJ
BA6BC-WO95-2210	2,4'-DDD	8 Days	0.0219 ng/l	J	HTp>UCL	J+
	2,4'-DDE	8 Days	0.0988 ng/l	J	HTp>UCL	J
	2,4'-DDT	8 Days	0.014 ng/l	UJ	HTp>UCL	UJ
	4,4'-DDD	8 Days	0.0443 ng/l	J	HTp>UCL	J
	4,4'-DDE	8 Days	0.583 ng/l	J	HTp>UCL	J
	4,4'-DDT	8 Days	0.011 ng/l	UJ	HTp>UCL	UJ
BA6B-WO145-2210	2,4'-DDD	8 Days	0.0259 ng/l	J	HTp>UCL	J+
	2,4'-DDE	8 Days	0.111 ng/l	J	HTp>UCL	J
	2,4'-DDT	8 Days	0.0048 ng/l	UJ	HTp>UCL	UJ
	4,4'-DDD	8 Days	0.0613 ng/l	J	HTp>UCL	J
	4,4'-DDE	8 Days	0.483 ng/l	J	HTp>UCL	J
	4,4'-DDT	8 Days	0.012 ng/l	UJ	HTp>UCL	UJ
BA6B-WO5-2210	2,4'-DDD	8 Days	0.0013 ng/l	UJ	HTp>UCL	UJ
	2,4'-DDE	8 Days	0.0014 ng/l	UJ	HTp>UCL	UJ
	2,4'-DDT	8 Days	0.0035 ng/l	UJ	HTp>UCL	UJ

TABLE 8. Holding Times - Qualified Data

Method (Matrix) Sample Identification	Analyte	Holding Time	Result	Holding Time Qualifier	Criteria	Final Flag*
E1699M (Water)						
BA6B-WO5-2210	4,4'-DDD	8 Days	0.0033 ng/l	UJ	HTp>UCL	UJ
	4,4'-DDE	8 Days	0.023 ng/l	J	HTp>UCL	U
	4,4'-DDT	8 Days	0.0073 ng/l	UJ	HTp>UCL	UJ
BA6B-WO75-2210	2,4'-DDD	8 Days	0.0018 ng/l	UJ	HTp>UCL	UJ
	2,4'-DDE	8 Days	0.0177 ng/l	J	HTp>UCL	J
	2,4'-DDT	8 Days	0.003 ng/l	UJ	HTp>UCL	UJ
	4,4'-DDD	8 Days	0.00833 ng/l	J	HTp>UCL	J
	4,4'-DDE	8 Days	0.0925 ng/l	J	HTp>UCL	J
	4,4'-DDT	8 Days	0.0091 ng/l	UJ	HTp>UCL	UJ
BA6C-WO30-2210	2,4'-DDD	8 Days	0.0057 ng/l	UJ	HTp>UCL	UJ
	2,4'-DDE	8 Days	0.0027 ng/l	UJ	HTp>UCL	UJ
	2,4'-DDT	8 Days	0.0094 ng/l	UJ	HTp>UCL	UJ
	4,4'-DDD	8 Days	0.0059 ng/l	UJ	HTp>UCL	UJ
	4,4'-DDE	8 Days	0.023 ng/l	J	HTp>UCL	U
	4,4'-DDT	8 Days	0.019 ng/l	UJ	HTp>UCL	UJ
BA6C-WO5-2210	2,4'-DDD	8 Days	0.011 ng/l	UJ	HTp>UCL	UJ
	2,4'-DDE	8 Days	0.0048 ng/l	UJ	HTp>UCL	UJ
	2,4'-DDT	8 Days	0.018 ng/l	UJ	HTp>UCL	UJ
	4,4'-DDD	8 Days	0.011 ng/l	UJ	HTp>UCL	UJ
	4,4'-DDE	8 Days	0.023 ng/l	J	HTp>UCL	U
	4,4'-DDT	8 Days	0.031 ng/l	UJ	HTp>UCL	UJ
BA6C-WO55-2210	2,4'-DDD	8 Days	0.0089 ng/l	J	HTp>UCL	UJ
	2,4'-DDE	8 Days	0.0597 ng/l	J	HTp>UCL	J
	2,4'-DDT	8 Days	0.011 ng/l	UJ	HTp>UCL	UJ
	4,4'-DDD	8 Days	0.016 ng/l	J	HTp>UCL	UJ
	4,4'-DDE	8 Days	0.396 ng/l	J	HTp>UCL	J
	4,4'-DDT	8 Days	0.015 ng/l	UJ	HTp>UCL	UJ
BA7B-WO145-2210	2,4'-DDD	8 Days	0.0227 ng/l	J	HTp>UCL	J+
	2,4'-DDE	8 Days	0.0806 ng/l	J	HTp>UCL	J

TABLE 8. Holding Times - Qualified Data

Method (Matrix) Sample Identification	Analyte	Holding Time	Result	Holding Time Qualifier	Criteria	Final Flag*
E1699M (Water)						
BA7B-WO145-2210	2,4'-DDT	8 Days	0.00565 ng/l	J	HTp>UCL	J+
	4,4'-DDD	8 Days	0.0505 ng/l	J	HTp>UCL	J
	4,4'-DDE	8 Days	0.393 ng/l	J	HTp>UCL	J
	4,4'-DDT	8 Days	0.0082 ng/l	UJ	HTp>UCL	UJ
BA7B-WO75-2210	2,4'-DDD	8 Days	0.003 ng/l	UJ	HTp>UCL	UJ
	2,4'-DDE	8 Days	0.0018 ng/l	UJ	HTp>UCL	UJ
	2,4'-DDT	8 Days	0.0065 ng/l	UJ	HTp>UCL	UJ
	4,4'-DDD	8 Days	0.0062 ng/l	UJ	HTp>UCL	UJ
	4,4'-DDE	8 Days	0.023 ng/l	J	HTp>UCL	U
	4,4'-DDT	8 Days	0.0089 ng/l	UJ	HTp>UCL	UJ
BA7C-WO30-2210	2,4'-DDD	9 Days	0.0039 ng/l	UJ	HTp>UCL	UJ
	2,4'-DDE	9 Days	0.0024 ng/l	UJ	HTp>UCL	UJ
	2,4'-DDT	9 Days	0.004 ng/l	UJ	HTp>UCL	UJ
	4,4'-DDD	9 Days	0.0033 ng/l	UJ	HTp>UCL	UJ
	4,4'-DDE	9 Days	0.012 ng/l	J	HTp>UCL	UJ
	4,4'-DDT	9 Days	0.012 ng/l	UJ	HTp>UCL	UJ
BA7C-WO5-2210	2,4'-DDD	9 Days	0.0046 ng/l	UJ	HTp>UCL	UJ
	2,4'-DDE	9 Days	0.00336 ng/l	J	HTp>UCL	J
	2,4'-DDT	9 Days	0.0075 ng/l	UJ	HTp>UCL	UJ
	4,4'-DDD	9 Days	0.0061 ng/l	UJ	HTp>UCL	UJ
	4,4'-DDE	9 Days	0.017 ng/l	J	HTp>UCL	UJ
	4,4'-DDT	9 Days	0.012 ng/l	UJ	HTp>UCL	UJ
BA7C-WO55-2210	2,4'-DDD	9 Days	0.0114 ng/l	J	HTp>UCL	J
	2,4'-DDE	9 Days	0.11 ng/l	J	HTp>UCL	J
	2,4'-DDT	9 Days	0.0056 ng/l	UJ	HTp>UCL	UJ
	4,4'-DDD	9 Days	0.032 ng/l	J	HTp>UCL	UJ
	4,4'-DDE	9 Days	0.708 ng/l	J	HTp>UCL	J
	4,4'-DDT	9 Days	0.0083 ng/l	UJ	HTp>UCL	UJ
BA8C-WO30-2210	2,4'-DDD	9 Days	0.0036 ng/l	UJ	HTp>UCL	UJ

TABLE 8. Holding Times - Qualified Data

Method (Matrix) Sample Identification	Analyte	Holding Time	Result	Holding Time Qualifier	Criteria	Final Flag*
E1699M (Water)						
BA8C-WO30-2210	2,4'-DDE	9 Days	0.002 ng/l	UJ	HTp>UCL	UJ
	2,4'-DDT	9 Days	0.0077 ng/l	UJ	HTp>UCL	UJ
	4,4'-DDD	9 Days	0.0063 ng/l	UJ	HTp>UCL	UJ
	4,4'-DDE	9 Days	0.0171 ng/l	J	HTp>UCL	J
	4,4'-DDT	9 Days	0.01 ng/l	UJ	HTp>UCL	UJ
BA8C-WO5-2210	2,4'-DDD	9 Days	0.0034 ng/l	UJ	HTp>UCL	UJ
	2,4'-DDE	9 Days	0.0032 ng/l	UJ	HTp>UCL	UJ
	2,4'-DDT	9 Days	0.008 ng/l	UJ	HTp>UCL	UJ
	4,4'-DDD	9 Days	0.0066 ng/l	UJ	HTp>UCL	UJ
	4,4'-DDE	9 Days	0.0233 ng/l	J	HTp>UCL	J
	4,4'-DDT	9 Days	0.012 ng/l	UJ	HTp>UCL	UJ
BA8C-WO55-2210	2,4'-DDD	9 Days	0.0073 ng/l	J	HTp>UCL	J+
	2,4'-DDE	9 Days	0.0375 ng/l	J	HTp>UCL	J
	2,4'-DDT	9 Days	0.006 ng/l	UJ	HTp>UCL	UJ
	4,4'-DDD	9 Days	0.0255 ng/l	J	HTp>UCL	J
	4,4'-DDE	9 Days	0.237 ng/l	J	HTp>UCL	J
	4,4'-DDT	9 Days	0.014 ng/l	UJ	HTp>UCL	UJ
BA8C-WO55-2210-FD	2,4'-DDD	9 Days	0.00817 ng/l	J	HTp>UCL	J+
	2,4'-DDE	9 Days	0.0532 ng/l	J	HTp>UCL	J
	2,4'-DDT	9 Days	0.009 ng/l	UJ	HTp>UCL	UJ
	4,4'-DDD	9 Days	0.019 ng/l	J	HTp>UCL	J
	4,4'-DDE	9 Days	0.318 ng/l	J	HTp>UCL	J
	4,4'-DDT	9 Days	0.015 ng/l	UJ	HTp>UCL	UJ
BA8C-WO55-2210-FD2	2,4'-DDD	9 Days	0.00785 ng/l	J	HTp>UCL	J+
	2,4'-DDE	9 Days	0.0358 ng/l	J	HTp>UCL	J
	2,4'-DDT	9 Days	0.0052 ng/l	UJ	HTp>UCL	UJ
	4,4'-DDD	9 Days	0.0287 ng/l	J	HTp>UCL	J
	4,4'-DDE	9 Days	0.213 ng/l	J	HTp>UCL	J
	4,4'-DDT	9 Days	0.0052 ng/l	UJ	HTp>UCL	UJ

TABLE 8. Holding Times - Qualified Data

Method (Matrix) Sample Identification	Analyte	Holding Time	Result	Holding Time Qualifier	Criteria	Final Flag*
E1699M (Water)						
BA9B-WO145-2210	2,4'-DDD	8 Days	0.0118 ng/l	J	HTp>UCL	J+
	2,4'-DDE	8 Days	0.0331 ng/l	J	HTp>UCL	J
	2,4'-DDT	8 Days	0.0867 ng/l	J	HTp>UCL	J
	4,4'-DDD	8 Days	0.0269 ng/l	J	HTp>UCL	J
	4,4'-DDE	8 Days	0.255 ng/l	J	HTp>UCL	J
	4,4'-DDT	8 Days	0.22 ng/l	J	HTp>UCL	J
T11-WO30-2210	2,4'-DDD	8 Days	0.0034 ng/l	UJ	HTp>UCL	UJ
	2,4'-DDE	8 Days	0.0023 ng/l	UJ	HTp>UCL	UJ
	2,4'-DDT	8 Days	0.0072 ng/l	UJ	HTp>UCL	UJ
	4,4'-DDD	8 Days	0.0065 ng/l	UJ	HTp>UCL	UJ
	4,4'-DDE	8 Days	0.0156 ng/l	J	HTp>UCL	J
	4,4'-DDT	8 Days	0.0073 ng/l	UJ	HTp>UCL	UJ
T11-WO5-2210	2,4'-DDD	8 Days	0.0054 ng/l	UJ	HTp>UCL	UJ
	2,4'-DDE	8 Days	0.00249 ng/l	J	HTp>UCL	J
	2,4'-DDT	8 Days	0.0071 ng/l	UJ	HTp>UCL	UJ
	4,4'-DDD	8 Days	0.0058 ng/l	UJ	HTp>UCL	UJ
	4,4'-DDE	8 Days	0.0117 ng/l	J	HTp>UCL	J
	4,4'-DDT	8 Days	0.012 ng/l	UJ	HTp>UCL	UJ

ng/l = nanogram per liter

* The most severe flag for each analyte becomes the final validation flag.

Qualifier Description:

J = Analyte concentration is an estimated value because one or more QC specifications were not met, or concentration is greater than the MDL but less than the PQL.

UJ = Analyte was not detected. The sample quantitation limit is estimated.

Criteria:

HTp>UCL = Holding time preperation exceeded

TABLE 9. Laboratory Control Sample - Qualified Data

Method (Matrix) Analyte	Sample Identification / QAQC Type	Result	LCS Qualifier*	LCS Recovery	Criteria
E1699M (Water)					
2,4'-DDD	BA2DC-WO35-2210 / N	0.00698 ng/l	J+	%R = 138 LCL=50 UCL=120	LCS>UCL
	BA3DC-WO20-2210 / N	0.0042 ng/l	J+	%R = 138 LCL=50 UCL=120	LCS>UCL
	BA3DC-WO35-2210 / N	0.0085 ng/l	J+	%R = 138 LCL=50 UCL=120	LCS>UCL
2,4'-DDT	BA7DC-WO20-2210 / N	0.0048 ng/l	UJ	%R = 45 LCL=50 UCL=120	LCS<LCL
	BA7DC-WO5-2210 / N	0.0037 ng/l	UJ	%R = 45 LCL=50 UCL=120	LCS<LCL
	W5-WO30-2210 / N	0.0011 ng/l	UJ	%R = 45 LCL=50 UCL=120	LCS<LCL
	W5-WO5-2210 / N	0.0045 ng/l	J-	%R = 45 LCL=50 UCL=120	LCS<LCL
	W5-WO55-2210 / N	0.0025 ng/l	J-	%R = 45 LCL=50 UCL=120	LCS<LCL
	W5-WO55-2210-FD / FD	0.0051 ng/l	UJ	%R = 45 LCL=50 UCL=120	LCS<LCL
4,4'-DDMU	BA1B-WO145-2210 / N	0.019 ng/l	J+	%R = 126 LCL=5 UCL=120	LCS>UCL
	BA1B-WO75-2210 / N	0.024 ng/l	J+	%R = 126 LCL=5 UCL=120	LCS>UCL
	BA2B-WO145-2210 / N	0.147 ng/l	J+	%R = 126 LCL=5 UCL=120	LCS>UCL
	BA2B-WO5-2210 / N	0.02 ng/l	J+	%R = 126 LCL=5 UCL=120	LCS>UCL
	BA2B-WO75-2210 / N	0.0535 ng/l	J+	%R = 126 LCL=5 UCL=120	LCS>UCL
	BA3C-WO55-2210 / N	0.03 ng/l	J+	%R = 121 LCL=5 UCL=120	LCS>UCL
	BA4C-WO55-2210 / N	0.085 ng/l	J+	%R = 121 LCL=5 UCL=120	LCS>UCL
	BA4C-WO55-2210-FD / FD	0.0843 ng/l	J+	%R = 121 LCL=5 UCL=120	LCS>UCL
	BA4C-WO55-2210-FD2 / FD	0.0467 ng/l	J+	%R = 121 LCL=5 UCL=120	LCS>UCL
	BA5C-WO5-2210 / N	0.0216 ng/l	J+	%R = 121 LCL=5 UCL=120	LCS>UCL
	BA5C-WO55-2210 / N	0.0338 ng/l	J+	%R = 121 LCL=5 UCL=120	LCS>UCL
	BA6BC-WO95-2210 / N	0.602 ng/l	J+	%R = 121 LCL=5 UCL=120	LCS>UCL
	BA6C-WO55-2210 / N	0.302 ng/l	J+	%R = 121 LCL=5 UCL=120	LCS>UCL
	BA9BC-WO50-2210 / N	0.044 ng/l	J+	%R = 126 LCL=5 UCL=120	LCS>UCL
	BA9BC-WO5-2210 / N	0.0116 ng/l	J+	%R = 126 LCL=5 UCL=120	LCS>UCL
	BA9BC-WO95-2210 / N	0.273 ng/l	J+	%R = 126 LCL=5 UCL=120	LCS>UCL
	BA9B-WO75-2210 / N	0.02 ng/l	J+	%R = 126 LCL=5 UCL=120	LCS>UCL
	BA9C-WO30-2210 / N	0.0188 ng/l	J+	%R = 126 LCL=5 UCL=120	LCS>UCL
	BA9C-WO55-2210 / N	0.084 ng/l	J+	%R = 126 LCL=5 UCL=120	LCS>UCL

TABLE 9. Laboratory Control Sample - Qualified Data

%R = percent recovery

ng/l = nanogram per liter

QAQC Type

N = Normal Environmental Sample
FD = Field Duplicate

* The most severe flag for each analyte becomes the final validation flag.

Qualifier Description:

J- = Analyte concentration is an estimated value and biased low.

J+ = Analyte concentration is an estimated value and biased high.

UJ = Analyte was not detected. The sample quantitation limit is estimated.

Criteria:

LCS<LCL **=** LCS recovery less than the lower control limit

LCS>UCL **=** LCS recovery greater than the upper control limit

TABLE 10. Site Completeness by Analyte - Qualified Data

Method	Matrix	Analyte	Units	Number of Occurrences							Completeness (%)	
				Analyses	Detects	Non-detects	Blank Flags	J-Flags	Contractor R-Flags	Total R-Flags	Contractor	Overall
E1668	Water	2,2',3,4,4',5,6-Heptachlorobiphenyl (183)	PG/L	129	21	108		111			100	100
		Decachlorobiphenyl	PG/L	129	8	121		47			100	100
		Dioxin/Furan (TEQ)	PG/L	129	129						100	100
		Mid Point PCDD/F TEQ (WHO 2005)	PG/L	129	129						100	100
		PCB-105	PG/L	129	3	126		29			100	100
		PCB-114	PG/L	129	4	124		107		1	100	99
		PCB-118	PG/L	129	4	125		22			100	100
		PCB-123	PG/L	129	12	116		115		1	100	99
		PCB-126	PG/L	129	6	122		122		1	100	99
		PCB-128/166	PG/L	129	27	102		87			100	100
		PCB-129/138/163	PG/L	129	5	124		24			100	100
		PCB-135/151	PG/L	129	3	126		37			100	100
		PCB-147/149	PG/L	129	2	127		33			100	100
		PCB-153/168	PG/L	129	4	125		22			100	100
		PCB-156/157	PG/L	129	12	117		63			100	100
		PCB-158	PG/L	129	16	113		84			100	100
		PCB-167	PG/L	129	13	116		92			100	100
		PCB-169	PG/L	129	4	125		124			100	100
		PCB-170	PG/L	129	5	124		74			100	100
		PCB-177	PG/L	129	21	108		111			100	100
		PCB-18/30	PG/L	129		129		14			100	100
		PCB-180/193	PG/L	129	13	116		51			100	100
		PCB-187	PG/L	129	17	112		61			100	100
		PCB-189	PG/L	129	5	124		125			100	100
		PCB-194	PG/L	129		129		31			100	100
		PCB-195	PG/L	129	7	122		129			100	100
		PCB-20/28	PG/L	129		129		7			100	100
		PCB-201	PG/L	129	6	123		129			100	100
		PCB-203	PG/L	129	15	114		120			100	100
		PCB-206	PG/L	129	6	123		129			100	100
		PCB-31	PG/L	129		129		5			100	100
		PCB-37	PG/L	129		129		32			100	100
		PCB-44/47/65	PG/L	129	12	117		1			100	100
		PCB-49/69	PG/L	129	1	128		11			100	100
		PCB-52	PG/L	129	9	120		14			100	100

TABLE 10. Site Completeness by Analyte - Qualified Data

Method	Matrix	Analyte	Units	Number of Occurrences							Contractor Completeness (%)	Overall Completeness (%)
				Analyses	Detects	Non-detects	Blank Flags	J-Flags	Contractor R-Flags	Total R-Flags		
E1668	Water	PCB-61/70/74/76	PG/L	129	3	126		9			100	100
		PCB-66	PG/L	129	7	122		24			100	100
		PCB-77	PG/L	129	11	117		93		1	100	99
		PCB-8	PG/L	129	11	118		47			100	100
		PCB-81	PG/L	129	3	126		124			100	100
		PCB-83/99	PG/L	129	6	123		29			100	100
		PCB-85/110/115/116117	PG/L	129	5	124		9			100	100
		PCB-86/87/97/108/119/125	PG/L	129	3	126		16			100	100
		PCB-90/101/113	PG/L	129	3	126		18			100	100
		Total PCBs	PG/L	129	129			129			100	100
		Upper Bound PCDD/F TEQ	PG/L	129	129						100	100
E1699M	Water	2,4'-DDD	NG/L	129	27	102		66			100	100
		2,4'-DDE	NG/L	129	74	55		67			100	100
		2,4'-DDT	NG/L	129	7	122		47			100	100
		4,4'-DDD	NG/L	129	48	81		72			100	100
		4,4'-DDE	NG/L	129	90	39		45			100	100
		4,4'-DDMU	NG/L	129	67	62		42			100	100
		4,4'-DDNU	NG/L	129	63	66		45			100	100
		4,4'-DDT	NG/L	129	1	128		40			100	100
		DDx	NG/L	129	123	6					100	100
		Total detected 2,4' & 4,4'-DDE, DDD, DDT & 4,4'-DDMU, DDNU	NG/L	129	123	6					100	100

% = Percent
J-Flags = Estimated results
R-Flags = Rejected results
ng/l = nanogram per liter
pg/l = Undefined Unit in tlkpUnits

TABLE 11. Sample Summary by COC - Data Summary

CoC Number	Sample Date	Matrix	QAQC Type	Sample Identification	SDG	Laboratory
L2736307	10/10/2022	WATER	N	BA10B-WO145-2210	L2736307	ALS
			N	BA10B-WO5-2210	L2736307	ALS
			N	BA10B-WO75-2210	L2736307	ALS
			N	BA8DC-WO20-2210	L2736307	ALS
			N	BA8DC-WO35-2210	L2736307	ALS
			N	BA8DC-WO5-2210	L2736307	ALS
			N	BA9DC-WO20-2210	L2736307	ALS
			N	BA9DC-WO35-2210	L2736307	ALS
			FD	BA9DC-WO35-2210-FD	L2736307	ALS
			N	BA9DC-WO5-2210	L2736307	ALS
L2736558	10/10/2022	WATER	N	BA10C-WO30-2210	L2736558	ALS
			N	BA10C-WO5-2210	L2736558	ALS
			N	BA10C-WO55-2210	L2736558	ALS
			N	BA10DC-WO20-2210	L2736558	ALS
			N	BA10DC-WO5-2210	L2736558	ALS
			N	W5-WO30-2210	L2736558	ALS
			N	W5-WO5-2210	L2736558	ALS
			N	W5-WO55-2210	L2736558	ALS
			FD	W5-WO55-2210-FD	L2736558	ALS
L2736562	10/11/2022	WATER	N	BA4DC-WO20-2210	L2736562	ALS
			N	BA4DC-WO35-2210	L2736562	ALS
			N	BA4DC-WO5-2210	L2736562	ALS
			N	BA5DC-WO20-2210	L2736562	ALS
			N	BA5DC-WO35-2210	L2736562	ALS
			FD	BA5DC-WO35-2210-FD	L2736562	ALS
			N	BA5DC-WO5-2210	L2736562	ALS
			N	BA6DC-WO20-2210	L2736562	ALS
			N	BA6DC-WO35-2210	L2736562	ALS
			N	BA6DC-WO5-2210	L2736562	ALS
			N	BA7DC-WO20-2210	L2736562	ALS
			N	BA7DC-WO35-2210	L2736562	ALS

TABLE 11. Sample Summary by COC - Data Summary

CoC Number	Sample Date	Matrix	QAQC Type	Sample Identification	SDG	Laboratory
L2736562	10/11/2022	WATER	FD	BA7DC-WO35-2210-FD	L2736562	ALS
			FD	BA7DC-WO35-2210-FD2	L2736562	ALS
			N	BA7DC-WO5-2210	L2736562	ALS
L2736565	10/11/2022	WATER	N	BA1DC-WO20-2210	L2736565	ALS
			N	BA1DC-WO35-2210	L2736565	ALS
			N	BA1DC-WO5-2210	L2736565	ALS
			FD	BA1DC-WO5-2210-FD	L2736565	ALS
			N	BA2DC-WO20-2210	L2736565	ALS
			N	BA2DC-WO35-2210	L2736565	ALS
			N	BA2DC-WO5-2210	L2736565	ALS
			N	BA3DC-WO20-2210	L2736565	ALS
			N	BA3DC-WO35-2210	L2736565	ALS
			N	BA3DC-WO5-2210	L2736565	ALS
			EB	EB-WQ1-2210	L2736565	ALS
			N	W1-WO30-2210	L2736565	ALS
			N	W1-WO5-2210	L2736565	ALS
			N	W1-WO55-2210	L2736565	ALS
			N	W2-WO100-2210	L2736565	ALS
			N	W2-WO195-2210	L2736565	ALS
			N	W2-WO5-2210	L2736565	ALS
L2736746	10/12/2022	WATER	N	BA4B-WO145-2210	L2736746	ALS
			N	BA4B-WO5-2210	L2736746	ALS
			N	BA4B-WO75-2210	L2736746	ALS
			N	BA7BC-WO50-2210	L2736746	ALS
			N	BA7BC-WO5-2210	L2736746	ALS
			N	BA7BC-WO95-2210	L2736746	ALS
			N	BA8BC-WO50-2210	L2736746	ALS
			N	BA8BC-WO5-2210	L2736746	ALS
			N	BA8BC-WO95-2210	L2736746	ALS
			N	BA8B-WO145-2210	L2736746	ALS
			N	BA8B-WO5-2210	L2736746	ALS

TABLE 11. Sample Summary by COC - Data Summary

CoC Number	Sample Date	Matrix	QAQC Type	Sample Identification	SDG	Laboratory
L2736746	10/12/2022	WATER	N	BA8B-WO75-2210	L2736746	ALS
			N	W3-WO100-2210	L2736746	ALS
			N	W3-WO195-2210	L2736746	ALS
			N	W3-WO5-2210	L2736746	ALS
			N	W4-WO100-2210	L2736746	ALS
			N	W4-WO195-2210	L2736746	ALS
			N	W4-WO5-2210	L2736746	ALS
L2736762	10/13/2022	WATER	N	BA6B-WO145-2210	L2736762	ALS
			N	BA6B-WO5-2210	L2736762	ALS
			N	BA6B-WO75-2210	L2736762	ALS
			N	BA7B-WO145-2210	L2736762	ALS
			N	BA7B-WO5-2210	L2736762	ALS
			N	BA7B-WO75-2210	L2736762	ALS
			N	BA9BC-WO50-2210	L2736762	ALS
			N	BA9BC-WO5-2210	L2736762	ALS
			N	BA9BC-WO95-2210	L2736762	ALS
			N	BA9B-WO5-2210	L2736762	ALS
			N	BA9B-WO75-2210	L2736762	ALS
			N	BA9C-WO30-2210	L2736762	ALS
			N	BA9C-WO5-2210	L2736762	ALS
			N	BA9C-WO55-2210	L2736762	ALS
			EB	EB-WQ2-2210	L2736762	ALS
L2737194	10/17/2022	WATER	N	BA1B-WO145-2210	L2737194	ALS
			N	BA1B-WO5-2210	L2737194	ALS
			N	BA1B-WO75-2210	L2737194	ALS
			N	BA1C-WO30-2210	L2737194	ALS
			N	BA1C-WO5-2210	L2737194	ALS
			N	BA1C-WO55-2210	L2737194	ALS
			N	BA2B-WO145-2210	L2737194	ALS
			N	BA2B-WO5-2210	L2737194	ALS
			N	BA2B-WO75-2210	L2737194	ALS

TABLE 11. Sample Summary by COC - Data Summary

CoC Number	Sample Date	Matrix	QAQC Type	Sample Identification	SDG	Laboratory
L2737194	10/17/2022	WATER	N	BA2C-WO30-2210	L2737194	ALS
			N	BA2C-WO5-2210	L2737194	ALS
			N	BA2C-WO55-2210	L2737194	ALS
			N	BA3B-WO145-2210	L2737194	ALS
			N	BA3B-WO5-2210	L2737194	ALS
			N	BA3B-WO80-2210	L2737194	ALS
			N	BA5B-WO5-2210	L2737194	ALS
			N	BA5B-WO75-2210	L2737194	ALS
L2737195	10/17/2022	WATER	N	BA3C-WO30-2210	L2737195	ALS
			N	BA3C-WO5-2210	L2737195	ALS
			N	BA3C-WO55-2210	L2737195	ALS
			N	BA4C-WO30-2210	L2737195	ALS
			N	BA4C-WO5-2210	L2737195	ALS
			N	BA4C-WO55-2210	L2737195	ALS
			FD	BA4C-WO55-2210-FD	L2737195	ALS
			FD	BA4C-WO55-2210-FD2	L2737195	ALS
			N	BA5C-WO30-2210	L2737195	ALS
			N	BA5C-WO5-2210	L2737195	ALS
			N	BA5C-WO55-2210	L2737195	ALS
			N	BA6BC-WO50-2210	L2737195	ALS
			N	BA6BC-WO5-2210	L2737195	ALS
			N	BA6BC-WO95-2210	L2737195	ALS
			N	BA6C-WO30-2210	L2737195	ALS
			N	BA6C-WO5-2210	L2737195	ALS
			N	BA6C-WO55-2210	L2737195	ALS
L2737196	10/18/2022	WATER	N	BA10DC-WO35-2210	L2737196	ALS
	10/17/2022		N	BA7C-WO30-2210	L2737196	ALS
			N	BA7C-WO5-2210	L2737196	ALS
			N	BA7C-WO55-2210	L2737196	ALS
			N	BA8C-WO30-2210	L2737196	ALS
			N	BA8C-WO5-2210	L2737196	ALS

TABLE 11. Sample Summary by COC - Data Summary

CoC Number	Sample Date	Matrix	QAQC Type	Sample Identification	SDG	Laboratory
L2737196	10/17/2022	WATER	N	BA8C-WO55-2210	L2737196	ALS
			FD	BA8C-WO55-2210-FD	L2737196	ALS
			FD	BA8C-WO55-2210-FD2	L2737196	ALS
	10/18/2022		N	BA9B-WO145-2210	L2737196	ALS
			EB	EB-WQ3-2210	L2737196	ALS
			N	T11-WO30-2210	L2737196	ALS
			N	T11-WO5-2210	L2737196	ALS
L2738095	10/25/2022	WATER	N	BA5B-WO145-2210	L2738095	ALS

SDG = Sample delivery group

ALS = ALS Life Sciences

QAQC Type

EB = Equipment (Rinsate) Blank

FD = Field Duplicate

N = Normal

TABLE 12. Sample Chronology - Data Summary

Laboratory	SDG	Sample Identification	Method	Sample Date	Receive Date	Extract Date	Analysis Date
ALS	L2736307	BA10B-WO145-2210	E1668	10/10/2022	10/14/2022	10/14/2022	10/27/2022
		BA10B-WO145-2210	E1699M	10/10/2022	10/14/2022	10/14/2022	10/21/2022
		BA10B-WO5-2210	E1668	10/10/2022	10/14/2022	10/14/2022	10/27/2022
		BA10B-WO5-2210	E1699M	10/10/2022	10/14/2022	10/14/2022	10/21/2022
		BA10B-WO75-2210	E1668	10/10/2022	10/14/2022	10/14/2022	10/27/2022
		BA10B-WO75-2210	E1699M	10/10/2022	10/14/2022	10/14/2022	10/21/2022
		BA8DC-WO20-2210	E1668	10/10/2022	10/14/2022	10/14/2022	10/26/2022
		BA8DC-WO20-2210	E1699M	10/10/2022	10/14/2022	10/14/2022	10/20/2022
		BA8DC-WO35-2210	E1668	10/10/2022	10/14/2022	10/14/2022	10/26/2022
		BA8DC-WO35-2210	E1699M	10/10/2022	10/14/2022	10/14/2022	10/20/2022
		BA8DC-WO5-2210	E1668	10/10/2022	10/14/2022	10/14/2022	10/26/2022
		BA8DC-WO5-2210	E1699M	10/10/2022	10/14/2022	10/14/2022	10/20/2022
		BA9DC-WO20-2210	E1668	10/10/2022	10/14/2022	10/14/2022	10/27/2022
		BA9DC-WO20-2210	E1699M	10/10/2022	10/14/2022	10/14/2022	10/20/2022
		BA9DC-WO35-2210	E1668	10/10/2022	10/14/2022	10/14/2022	10/27/2022
		BA9DC-WO35-2210	E1699M	10/10/2022	10/14/2022	10/14/2022	10/21/2022
		BA9DC-WO35-2210-FD	E1668	10/10/2022	10/14/2022	10/14/2022	10/27/2022
		BA9DC-WO35-2210-FD	E1699M	10/10/2022	10/14/2022	10/14/2022	10/21/2022
		BA9DC-WO5-2210	E1668	10/10/2022	10/14/2022	10/14/2022	10/26/2022
		BA9DC-WO5-2210	E1699M	10/10/2022	10/14/2022	10/14/2022	10/20/2022
	L2736558	BA10C-WO30-2210	E1668	10/10/2022	10/14/2022	10/14/2022	10/27/2022
		BA10C-WO30-2210	E1699M	10/10/2022	10/14/2022	10/14/2022	10/21/2022
		BA10C-WO5-2210	E1668	10/10/2022	10/14/2022	10/14/2022	10/27/2022
		BA10C-WO5-2210	E1699M	10/10/2022	10/14/2022	10/14/2022	10/21/2022
		BA10C-WO55-2210	E1668	10/10/2022	10/14/2022	10/14/2022	10/27/2022
		BA10C-WO55-2210	E1699M	10/10/2022	10/14/2022	10/14/2022	10/21/2022
		BA10DC-WO20-2210	E1668	10/10/2022	10/14/2022	10/14/2022	10/27/2022
		BA10DC-WO20-2210	E1699M	10/10/2022	10/14/2022	10/14/2022	10/21/2022
		BA10DC-WO5-2210	E1668	10/10/2022	10/14/2022	10/14/2022	10/27/2022
		BA10DC-WO5-2210	E1699M	10/10/2022	10/14/2022	10/14/2022	10/21/2022
		W5-WO30-2210	E1668	10/10/2022	10/14/2022	10/15/2022	10/27/2022
		W5-WO30-2210	E1699M	10/10/2022	10/14/2022	10/15/2022	11/1/2022
		W5-WO5-2210	E1668	10/10/2022	10/14/2022	10/15/2022	10/27/2022
		W5-WO5-2210	E1699M	10/10/2022	10/14/2022	10/15/2022	11/1/2022
		W5-WO55-2210	E1668	10/10/2022	10/14/2022	10/15/2022	10/27/2022
		W5-WO55-2210	E1699M	10/10/2022	10/14/2022	10/15/2022	11/1/2022
		W5-WO55-2210-FD	E1668	10/10/2022	10/14/2022	10/15/2022	10/27/2022

TABLE 12. Sample Chronology - Data Summary

Laboratory	SDG	Sample Identification	Method	Sample Date	Receive Date	Extract Date	Analysis Date
ALS	L2736558	W5-WO55-2210-FD	E1699M	10/10/2022	10/14/2022	10/15/2022	11/1/2022
	L2736562	BA4DC-WO20-2210	E1668	10/11/2022	10/14/2022	10/17/2022	11/7/2022
		BA4DC-WO20-2210	E1699M	10/11/2022	10/14/2022	10/17/2022	10/26/2022
		BA4DC-WO35-2210	E1668	10/11/2022	10/14/2022	10/17/2022	11/7/2022
		BA4DC-WO35-2210	E1699M	10/11/2022	10/14/2022	10/17/2022	10/26/2022
		BA4DC-WO5-2210	E1668	10/11/2022	10/14/2022	10/17/2022	11/7/2022
		BA4DC-WO5-2210	E1699M	10/11/2022	10/14/2022	10/17/2022	10/26/2022
		BA5DC-WO20-2210	E1668	10/11/2022	10/14/2022	10/17/2022	11/7/2022
		BA5DC-WO20-2210	E1699M	10/11/2022	10/14/2022	10/17/2022	10/26/2022
		BA5DC-WO35-2210	E1668	10/11/2022	10/14/2022	10/17/2022	11/7/2022
		BA5DC-WO35-2210	E1699M	10/11/2022	10/14/2022	10/17/2022	10/26/2022
		BA5DC-WO35-2210-FD	E1668	10/11/2022	10/14/2022	10/17/2022	11/7/2022
		BA5DC-WO35-2210-FD	E1699M	10/11/2022	10/14/2022	10/17/2022	10/26/2022
		BA5DC-WO5-2210	E1668	10/11/2022	10/14/2022	10/17/2022	11/7/2022
		BA5DC-WO5-2210	E1699M	10/11/2022	10/14/2022	10/17/2022	10/26/2022
		BA6DC-WO20-2210	E1668	10/11/2022	10/14/2022	10/17/2022	11/6/2022
		BA6DC-WO20-2210	E1699M	10/11/2022	10/14/2022	10/17/2022	10/26/2022
		BA6DC-WO35-2210	E1668	10/11/2022	10/14/2022	10/17/2022	11/7/2022
		BA6DC-WO35-2210	E1699M	10/11/2022	10/14/2022	10/17/2022	10/26/2022
		BA6DC-WO5-2210	E1668	10/11/2022	10/14/2022	10/17/2022	11/6/2022
		BA6DC-WO5-2210	E1699M	10/11/2022	10/14/2022	10/17/2022	10/26/2022
		BA7DC-WO20-2210	E1668	10/11/2022	10/14/2022	10/15/2022	10/27/2022
		BA7DC-WO20-2210	E1699M	10/11/2022	10/14/2022	10/15/2022	11/1/2022
		BA7DC-WO35-2210	E1668	10/11/2022	10/14/2022	10/17/2022	11/6/2022
		BA7DC-WO35-2210	E1699M	10/11/2022	10/14/2022	10/17/2022	10/25/2022
		BA7DC-WO35-2210-FD	E1668	10/11/2022	10/14/2022	10/17/2022	11/6/2022
		BA7DC-WO35-2210-FD	E1699M	10/11/2022	10/14/2022	10/17/2022	10/25/2022
		BA7DC-WO35-2210-FD2	E1668	10/11/2022	10/14/2022	10/17/2022	11/6/2022
		BA7DC-WO35-2210-FD2	E1699M	10/11/2022	10/14/2022	10/17/2022	10/26/2022
		BA7DC-WO5-2210	E1668	10/11/2022	10/14/2022	10/15/2022	10/27/2022
		BA7DC-WO5-2210	E1699M	10/11/2022	10/14/2022	10/15/2022	11/1/2022
	L2736565	BA1DC-WO20-2210	E1668	10/11/2022	10/14/2022	10/18/2022	11/9/2022
		BA1DC-WO20-2210	E1699M	10/11/2022	10/14/2022	10/18/2022	10/28/2022
		BA1DC-WO35-2210	E1668	10/11/2022	10/14/2022	10/18/2022	11/9/2022
		BA1DC-WO35-2210	E1699M	10/11/2022	10/14/2022	10/18/2022	11/24/2022
		BA1DC-WO5-2210	E1668	10/11/2022	10/14/2022	10/18/2022	11/9/2022
		BA1DC-WO5-2210	E1699M	10/11/2022	10/14/2022	10/18/2022	10/28/2022

TABLE 12. Sample Chronology - Data Summary

Laboratory	SDG	Sample Identification	Method	Sample Date	Receive Date	Extract Date	Analysis Date
ALS	L2736565	BA1DC-WO5-2210-FD	E1668	10/11/2022	10/14/2022	10/18/2022	11/9/2022
		BA1DC-WO5-2210-FD	E1699M	10/11/2022	10/14/2022	10/18/2022	10/28/2022
		BA2DC-WO20-2210	E1668	10/11/2022	10/14/2022	10/18/2022	11/9/2022
		BA2DC-WO20-2210	E1699M	10/11/2022	10/14/2022	10/18/2022	11/24/2022
		BA2DC-WO35-2210	E1668	10/11/2022	10/14/2022	10/18/2022	11/9/2022
		BA2DC-WO35-2210	E1699M	10/11/2022	10/14/2022	10/18/2022	11/24/2022
		BA2DC-WO5-2210	E1668	10/11/2022	10/14/2022	10/18/2022	11/9/2022
		BA2DC-WO5-2210	E1699M	10/11/2022	10/14/2022	10/18/2022	10/28/2022
		BA3DC-WO20-2210	E1668	10/11/2022	10/14/2022	10/18/2022	11/9/2022
		BA3DC-WO20-2210	E1699M	10/11/2022	10/14/2022	10/18/2022	10/27/2022
		BA3DC-WO35-2210	E1668	10/11/2022	10/14/2022	10/18/2022	11/9/2022
		BA3DC-WO35-2210	E1699M	10/11/2022	10/14/2022	10/18/2022	10/27/2022
		BA3DC-WO5-2210	E1668	10/11/2022	10/14/2022	10/18/2022	11/9/2022
		BA3DC-WO5-2210	E1699M	10/11/2022	10/14/2022	10/18/2022	10/27/2022
		EB-WQ1-2210	E1668	10/11/2022	10/14/2022	10/18/2022	11/10/2022
		EB-WQ1-2210	E1699M	10/11/2022	10/14/2022	10/18/2022	10/28/2022
		W1-WO30-2210	E1668	10/11/2022	10/14/2022	10/18/2022	11/9/2022
		W1-WO30-2210	E1699M	10/11/2022	10/14/2022	10/18/2022	10/28/2022
		W1-WO5-2210	E1668	10/11/2022	10/14/2022	10/18/2022	11/9/2022
		W1-WO5-2210	E1699M	10/11/2022	10/14/2022	10/18/2022	10/28/2022
		W1-WO55-2210	E1668	10/11/2022	10/14/2022	10/18/2022	11/9/2022
		W1-WO55-2210	E1699M	10/11/2022	10/14/2022	10/18/2022	10/28/2022
		W2-WO100-2210	E1668	10/11/2022	10/14/2022	10/18/2022	11/9/2022
		W2-WO100-2210	E1699M	10/11/2022	10/14/2022	10/18/2022	10/28/2022
		W2-WO195-2210	E1668	10/11/2022	10/14/2022	10/18/2022	11/9/2022
		W2-WO195-2210	E1699M	10/11/2022	10/14/2022	10/18/2022	10/28/2022
		W2-WO5-2210	E1668	10/11/2022	10/14/2022	10/18/2022	11/9/2022
		W2-WO5-2210	E1699M	10/11/2022	10/14/2022	10/18/2022	10/28/2022
	L2736746	BA4B-WO145-2210	E1668	10/12/2022	10/14/2022	10/19/2022	11/5/2022
		BA4B-WO145-2210	E1699M	10/12/2022	10/14/2022	10/19/2022	11/25/2022
		BA4B-WO5-2210	E1668	10/12/2022	10/14/2022	10/19/2022	11/5/2022
		BA4B-WO5-2210	E1699M	10/12/2022	10/14/2022	10/19/2022	10/29/2022
		BA4B-WO75-2210	E1668	10/12/2022	10/14/2022	10/19/2022	11/5/2022
		BA4B-WO75-2210	E1699M	10/12/2022	10/14/2022	10/19/2022	11/25/2022
		BA7BC-WO50-2210	E1668	10/12/2022	10/14/2022	10/19/2022	11/5/2022
		BA7BC-WO50-2210	E1699M	10/12/2022	10/14/2022	10/19/2022	11/25/2022
		BA7BC-WO5-2210	E1668	10/12/2022	10/14/2022	10/19/2022	11/5/2022

TABLE 12. Sample Chronology - Data Summary

Laboratory	SDG	Sample Identification	Method	Sample Date	Receive Date	Extract Date	Analysis Date
ALS	L2736746	BA7BC-WO5-2210	E1699M	10/12/2022	10/14/2022	10/19/2022	10/29/2022
		BA7BC-WO95-2210	E1668	10/12/2022	10/14/2022	10/19/2022	11/5/2022
		BA7BC-WO95-2210	E1699M	10/12/2022	10/14/2022	10/19/2022	11/25/2022
		BA8BC-WO50-2210	E1668	10/12/2022	10/14/2022	10/19/2022	11/5/2022
		BA8BC-WO50-2210	E1699M	10/12/2022	10/14/2022	10/19/2022	11/25/2022
		BA8BC-WO5-2210	E1668	10/12/2022	10/14/2022	10/19/2022	11/5/2022
		BA8BC-WO5-2210	E1699M	10/12/2022	10/14/2022	10/19/2022	10/29/2022
		BA8BC-WO95-2210	E1668	10/12/2022	10/14/2022	10/19/2022	11/5/2022
		BA8BC-WO95-2210	E1699M	10/12/2022	10/14/2022	10/19/2022	11/25/2022
		BA8B-WO145-2210	E1668	10/12/2022	10/14/2022	10/19/2022	11/5/2022
		BA8B-WO145-2210	E1699M	10/12/2022	10/14/2022	10/19/2022	11/25/2022
		BA8B-WO5-2210	E1668	10/12/2022	10/14/2022	10/19/2022	11/4/2022
		BA8B-WO5-2210	E1699M	10/12/2022	10/14/2022	10/19/2022	10/29/2022
		BA8B-WO75-2210	E1668	10/12/2022	10/14/2022	10/19/2022	11/7/2022
		BA8B-WO75-2210	E1668	10/12/2022	10/14/2022	10/19/2022	11/29/2022
		BA8B-WO75-2210	E1699M	10/12/2022	10/14/2022	10/19/2022	11/25/2022
		W3-WO100-2210	E1668	10/12/2022	10/14/2022	10/19/2022	11/5/2022
		W3-WO100-2210	E1699M	10/12/2022	10/14/2022	10/19/2022	11/25/2022
		W3-WO195-2210	E1668	10/12/2022	10/14/2022	10/19/2022	11/5/2022
		W3-WO195-2210	E1699M	10/12/2022	10/14/2022	10/19/2022	11/25/2022
		W3-WO5-2210	E1668	10/12/2022	10/14/2022	10/19/2022	11/5/2022
		W3-WO5-2210	E1699M	10/12/2022	10/14/2022	10/19/2022	10/29/2022
		W4-WO100-2210	E1668	10/12/2022	10/14/2022	10/19/2022	11/4/2022
		W4-WO100-2210	E1699M	10/12/2022	10/14/2022	10/19/2022	10/29/2022
		W4-WO195-2210	E1668	10/12/2022	10/14/2022	10/19/2022	11/4/2022
		W4-WO195-2210	E1699M	10/12/2022	10/14/2022	10/19/2022	10/29/2022
		W4-WO5-2210	E1668	10/12/2022	10/14/2022	10/19/2022	11/4/2022
		W4-WO5-2210	E1699M	10/12/2022	10/14/2022	10/19/2022	10/29/2022
	L2736762	BA6B-WO145-2210	E1668	10/13/2022	10/14/2022	10/21/2022	11/12/2022
		BA6B-WO145-2210	E1699M	10/13/2022	10/14/2022	10/21/2022	11/3/2022
		BA6B-WO5-2210	E1668	10/13/2022	10/14/2022	10/21/2022	11/12/2022
		BA6B-WO5-2210	E1699M	10/13/2022	10/14/2022	10/21/2022	11/3/2022
		BA6B-WO75-2210	E1668	10/13/2022	10/14/2022	10/21/2022	11/12/2022
		BA6B-WO75-2210	E1699M	10/13/2022	10/14/2022	10/21/2022	11/3/2022
		BA7B-WO145-2210	E1668	10/13/2022	10/14/2022	10/21/2022	11/12/2022
		BA7B-WO145-2210	E1699M	10/13/2022	10/14/2022	10/21/2022	11/3/2022
		BA7B-WO5-2210	E1668	10/13/2022	10/14/2022	10/20/2022	11/29/2022

TABLE 12. Sample Chronology - Data Summary

Laboratory	SDG	Sample Identification	Method	Sample Date	Receive Date	Extract Date	Analysis Date
ALS	L2736762	BA7B-WO5-2210	E1668	10/13/2022	10/14/2022	10/20/2022	11/7/2022
		BA7B-WO5-2210	E1699M	10/13/2022	10/14/2022	10/20/2022	11/2/2022
		BA7B-WO75-2210	E1668	10/13/2022	10/14/2022	10/21/2022	11/12/2022
		BA7B-WO75-2210	E1699M	10/13/2022	10/14/2022	10/21/2022	11/3/2022
		BA9BC-WO50-2210	E1668	10/13/2022	10/14/2022	10/20/2022	11/7/2022
		BA9BC-WO50-2210	E1668	10/13/2022	10/14/2022	10/20/2022	11/29/2022
		BA9BC-WO50-2210	E1699M	10/13/2022	10/14/2022	10/20/2022	11/3/2022
		BA9BC-WO5-2210	E1668	10/13/2022	10/14/2022	10/20/2022	11/29/2022
		BA9BC-WO5-2210	E1668	10/13/2022	10/14/2022	10/20/2022	11/7/2022
		BA9BC-WO5-2210	E1699M	10/13/2022	10/14/2022	10/20/2022	11/2/2022
		BA9BC-WO95-2210	E1668	10/13/2022	10/14/2022	10/20/2022	11/7/2022
		BA9BC-WO95-2210	E1668	10/13/2022	10/14/2022	10/20/2022	11/29/2022
		BA9BC-WO95-2210	E1699M	10/13/2022	10/14/2022	10/20/2022	11/2/2022
		BA9B-WO5-2210	E1668	10/13/2022	10/14/2022	10/20/2022	11/29/2022
		BA9B-WO5-2210	E1668	10/13/2022	10/14/2022	10/20/2022	11/7/2022
		BA9B-WO5-2210	E1699M	10/13/2022	10/14/2022	10/20/2022	11/2/2022
		BA9B-WO75-2210	E1668	10/13/2022	10/14/2022	10/20/2022	11/29/2022
		BA9B-WO75-2210	E1668	10/13/2022	10/14/2022	10/20/2022	11/7/2022
		BA9B-WO75-2210	E1699M	10/13/2022	10/14/2022	10/20/2022	11/2/2022
		BA9C-WO30-2210	E1668	10/13/2022	10/14/2022	10/20/2022	11/7/2022
		BA9C-WO30-2210	E1668	10/13/2022	10/14/2022	10/20/2022	11/29/2022
		BA9C-WO30-2210	E1699M	10/13/2022	10/14/2022	10/20/2022	11/2/2022
		BA9C-WO5-2210	E1668	10/13/2022	10/14/2022	10/20/2022	11/29/2022
		BA9C-WO5-2210	E1668	10/13/2022	10/14/2022	10/20/2022	11/7/2022
		BA9C-WO5-2210	E1699M	10/13/2022	10/14/2022	10/20/2022	11/3/2022
		BA9C-WO55-2210	E1668	10/13/2022	10/14/2022	10/20/2022	11/7/2022
		BA9C-WO55-2210	E1668	10/13/2022	10/14/2022	10/20/2022	11/29/2022
		BA9C-WO55-2210	E1699M	10/13/2022	10/14/2022	10/20/2022	11/2/2022
		EB-WQ2-2210	E1668	10/13/2022	10/14/2022	10/21/2022	11/12/2022
		EB-WQ2-2210	E1699M	10/13/2022	10/14/2022	10/21/2022	11/3/2022
	L2737194	BA1B-WO145-2210	E1668	10/17/2022	10/20/2022	10/22/2022	11/12/2022
		BA1B-WO145-2210	E1699M	10/17/2022	10/20/2022	10/22/2022	11/11/2022
		BA1B-WO5-2210	E1668	10/17/2022	10/20/2022	10/22/2022	11/12/2022
		BA1B-WO5-2210	E1699M	10/17/2022	10/20/2022	10/22/2022	11/11/2022
		BA1B-WO75-2210	E1668	10/17/2022	10/20/2022	10/22/2022	11/12/2022
		BA1B-WO75-2210	E1699M	10/17/2022	10/20/2022	10/22/2022	11/11/2022
		BA1C-WO30-2210	E1668	10/17/2022	10/20/2022	10/24/2022	11/12/2022

TABLE 12. Sample Chronology - Data Summary

Laboratory	SDG	Sample Identification	Method	Sample Date	Receive Date	Extract Date	Analysis Date
ALS	L2737194	BA1C-WO30-2210	E1699M	10/17/2022	10/20/2022	10/24/2022	11/17/2022
		BA1C-WO5-2210	E1668	10/17/2022	10/20/2022	10/24/2022	11/12/2022
		BA1C-WO5-2210	E1699M	10/17/2022	10/20/2022	10/24/2022	11/17/2022
		BA1C-WO55-2210	E1668	10/17/2022	10/20/2022	10/24/2022	11/12/2022
		BA1C-WO55-2210	E1699M	10/17/2022	10/20/2022	10/24/2022	11/17/2022
		BA2B-WO145-2210	E1668	10/17/2022	10/20/2022	10/22/2022	11/12/2022
		BA2B-WO145-2210	E1699M	10/17/2022	10/20/2022	10/22/2022	11/11/2022
		BA2B-WO5-2210	E1668	10/17/2022	10/20/2022	10/22/2022	11/12/2022
		BA2B-WO5-2210	E1699M	10/17/2022	10/20/2022	10/22/2022	11/11/2022
		BA2B-WO75-2210	E1668	10/17/2022	10/20/2022	10/22/2022	11/12/2022
		BA2B-WO75-2210	E1699M	10/17/2022	10/20/2022	10/22/2022	11/11/2022
		BA2C-WO30-2210	E1668	10/17/2022	10/20/2022	10/24/2022	11/12/2022
		BA2C-WO30-2210	E1699M	10/17/2022	10/20/2022	10/24/2022	11/17/2022
		BA2C-WO5-2210	E1668	10/17/2022	10/20/2022	10/24/2022	11/12/2022
		BA2C-WO5-2210	E1699M	10/17/2022	10/20/2022	10/24/2022	11/17/2022
		BA2C-WO55-2210	E1668	10/17/2022	10/20/2022	10/24/2022	11/12/2022
		BA2C-WO55-2210	E1699M	10/17/2022	10/20/2022	10/24/2022	11/17/2022
		BA3B-WO145-2210	E1668	10/17/2022	10/20/2022	10/21/2022	11/12/2022
		BA3B-WO145-2210	E1699M	10/17/2022	10/20/2022	10/21/2022	11/4/2022
		BA3B-WO5-2210	E1668	10/17/2022	10/20/2022	10/21/2022	11/12/2022
		BA3B-WO5-2210	E1699M	10/17/2022	10/20/2022	10/21/2022	11/4/2022
		BA3B-WO80-2210	E1668	10/17/2022	10/20/2022	10/21/2022	11/12/2022
		BA3B-WO80-2210	E1699M	10/17/2022	10/20/2022	10/21/2022	11/4/2022
		BA5B-WO5-2210	E1668	10/17/2022	10/20/2022	10/21/2022	11/12/2022
		BA5B-WO5-2210	E1699M	10/17/2022	10/20/2022	10/21/2022	11/3/2022
		BA5B-WO75-2210	E1668	10/17/2022	10/20/2022	10/21/2022	11/12/2022
		BA5B-WO75-2210	E1699M	10/17/2022	10/20/2022	10/21/2022	11/3/2022
	L2737195	BA3C-WO30-2210	E1668	10/17/2022	10/20/2022	10/24/2022	11/12/2022
		BA3C-WO30-2210	E1699M	10/17/2022	10/20/2022	10/24/2022	11/17/2022
		BA3C-WO5-2210	E1668	10/17/2022	10/20/2022	10/24/2022	11/12/2022
		BA3C-WO5-2210	E1699M	10/17/2022	10/20/2022	10/24/2022	11/17/2022
		BA3C-WO55-2210	E1668	10/17/2022	10/20/2022	10/25/2022	11/13/2022
		BA3C-WO55-2210	E1699M	10/17/2022	10/20/2022	10/25/2022	11/17/2022
		BA4C-WO30-2210	E1668	10/17/2022	10/20/2022	10/25/2022	12/8/2022
		BA4C-WO30-2210	E1699M	10/17/2022	10/20/2022	10/25/2022	11/17/2022
		BA4C-WO5-2210	E1668	10/17/2022	10/20/2022	10/25/2022	11/13/2022
		BA4C-WO5-2210	E1699M	10/17/2022	10/20/2022	10/25/2022	11/17/2022

TABLE 12. Sample Chronology - Data Summary

Laboratory	SDG	Sample Identification	Method	Sample Date	Receive Date	Extract Date	Analysis Date
ALS	L2737195	BA4C-WO55-2210	E1668	10/17/2022	10/20/2022	10/25/2022	12/8/2022
		BA4C-WO55-2210	E1699M	10/17/2022	10/20/2022	10/25/2022	11/17/2022
		BA4C-WO55-2210-FD	E1668	10/17/2022	10/20/2022	10/25/2022	12/17/2022
		BA4C-WO55-2210-FD	E1699M	10/17/2022	10/20/2022	10/25/2022	11/17/2022
		BA4C-WO55-2210-FD2	E1668	10/17/2022	10/20/2022	10/25/2022	12/8/2022
		BA4C-WO55-2210-FD2	E1699M	10/17/2022	10/20/2022	10/25/2022	11/17/2022
		BA5C-WO30-2210	E1668	10/17/2022	10/20/2022	10/25/2022	11/13/2022
		BA5C-WO30-2210	E1699M	10/17/2022	10/20/2022	10/25/2022	11/17/2022
		BA5C-WO5-2210	E1668	10/17/2022	10/20/2022	10/25/2022	12/17/2022
		BA5C-WO5-2210	E1699M	10/17/2022	10/20/2022	10/25/2022	11/17/2022
		BA5C-WO55-2210	E1668	10/17/2022	10/20/2022	10/25/2022	12/19/2022
		BA5C-WO55-2210	E1699M	10/17/2022	10/20/2022	10/25/2022	11/17/2022
		BA6BC-WO50-2210	E1668	10/17/2022	10/20/2022	10/25/2022	11/14/2022
		BA6BC-WO50-2210	E1699M	10/17/2022	10/20/2022	10/25/2022	11/18/2022
		BA6BC-WO5-2210	E1668	10/17/2022	10/20/2022	10/25/2022	12/8/2022
		BA6BC-WO5-2210	E1699M	10/17/2022	10/20/2022	10/25/2022	11/18/2022
		BA6BC-WO95-2210	E1668	10/17/2022	10/20/2022	10/25/2022	11/14/2022
		BA6BC-WO95-2210	E1699M	10/17/2022	10/20/2022	10/25/2022	11/18/2022
		BA6C-WO30-2210	E1668	10/17/2022	10/20/2022	10/25/2022	12/8/2022
		BA6C-WO30-2210	E1699M	10/17/2022	10/20/2022	10/25/2022	11/18/2022
		BA6C-WO5-2210	E1668	10/17/2022	10/20/2022	10/25/2022	11/14/2022
		BA6C-WO5-2210	E1699M	10/17/2022	10/20/2022	10/25/2022	11/18/2022
		BA6C-WO55-2210	E1668	10/17/2022	10/20/2022	10/25/2022	12/8/2022
		BA6C-WO55-2210	E1699M	10/17/2022	10/20/2022	10/25/2022	11/18/2022
	L2737196	BA10DC-WO35-2210	E1668	10/18/2022	10/20/2022	10/26/2022	11/18/2022
		BA10DC-WO35-2210	E1668	10/18/2022	10/20/2022	10/26/2022	12/8/2022
		BA10DC-WO35-2210	E1699M	10/18/2022	10/20/2022	10/26/2022	11/19/2022
		BA7C-WO30-2210	E1668	10/17/2022	10/20/2022	10/26/2022	11/17/2022
		BA7C-WO30-2210	E1699M	10/17/2022	10/20/2022	10/26/2022	11/18/2022
		BA7C-WO5-2210	E1668	10/17/2022	10/20/2022	10/26/2022	11/17/2022
		BA7C-WO5-2210	E1699M	10/17/2022	10/20/2022	10/26/2022	11/18/2022
		BA7C-WO55-2210	E1668	10/17/2022	10/20/2022	10/26/2022	11/17/2022
		BA7C-WO55-2210	E1668	10/17/2022	10/20/2022	10/26/2022	12/8/2022
		BA7C-WO55-2210	E1699M	10/17/2022	10/20/2022	10/26/2022	11/18/2022
		BA8C-WO30-2210	E1668	10/17/2022	10/20/2022	10/26/2022	11/17/2022
		BA8C-WO30-2210	E1699M	10/17/2022	10/20/2022	10/26/2022	11/19/2022
		BA8C-WO5-2210	E1668	10/17/2022	10/20/2022	10/26/2022	11/17/2022

TABLE 12. Sample Chronology - Data Summary

Laboratory	SDG	Sample Identification	Method	Sample Date	Receive Date	Extract Date	Analysis Date
ALS	L2737196	BA8C-WO5-2210	E1699M	10/17/2022	10/20/2022	10/26/2022	11/18/2022
		BA8C-WO55-2210	E1668	10/17/2022	10/20/2022	10/26/2022	12/8/2022
		BA8C-WO55-2210	E1699M	10/17/2022	10/20/2022	10/26/2022	11/19/2022
		BA8C-WO55-2210-FD	E1668	10/17/2022	10/20/2022	10/26/2022	11/18/2022
		BA8C-WO55-2210-FD	E1699M	10/17/2022	10/20/2022	10/26/2022	11/19/2022
		BA8C-WO55-2210-FD2	E1668	10/17/2022	10/20/2022	10/26/2022	11/18/2022
		BA8C-WO55-2210-FD2	E1699M	10/17/2022	10/20/2022	10/26/2022	11/19/2022
		BA9B-WO145-2210	E1668	10/18/2022	10/20/2022	10/26/2022	11/18/2022
		BA9B-WO145-2210	E1699M	10/18/2022	10/20/2022	10/26/2022	11/19/2022
		EB-WQ3-2210	E1668	10/18/2022	10/20/2022	10/26/2022	11/18/2022
		EB-WQ3-2210	E1668	10/18/2022	10/20/2022	10/26/2022	12/9/2022
		EB-WQ3-2210	E1699M	10/18/2022	10/20/2022	10/26/2022	11/19/2022
		T11-WO30-2210	E1668	10/18/2022	10/20/2022	10/26/2022	11/23/2022
		T11-WO30-2210	E1699M	10/18/2022	10/20/2022	10/26/2022	11/19/2022
		T11-WO5-2210	E1668	10/18/2022	10/20/2022	10/26/2022	11/18/2022
		T11-WO5-2210	E1699M	10/18/2022	10/20/2022	10/26/2022	11/19/2022
	L2738095	BA5B-WO145-2210	E1668	10/25/2022	10/26/2022	10/26/2022	11/18/2022
		BA5B-WO145-2210	E1699M	10/25/2022	10/26/2022	10/26/2022	11/19/2022

SDG = sample delivery group

ALS = ALS Life Sciences

Appendix O
Water Depth Profiles

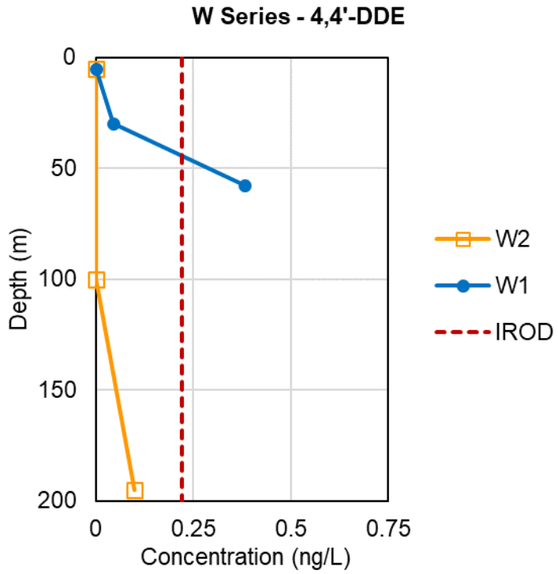

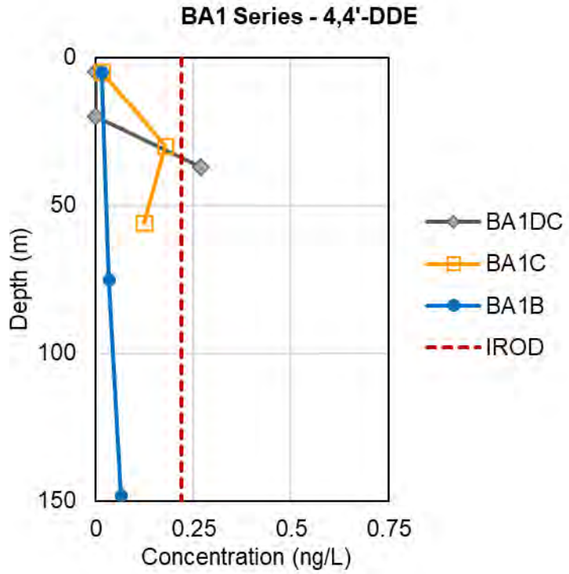

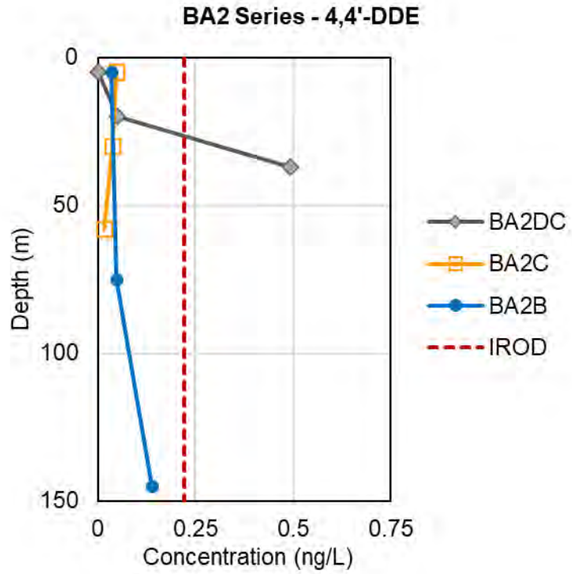

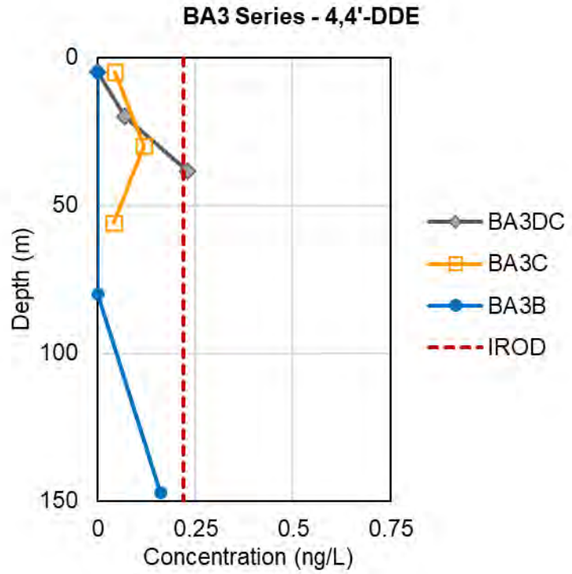

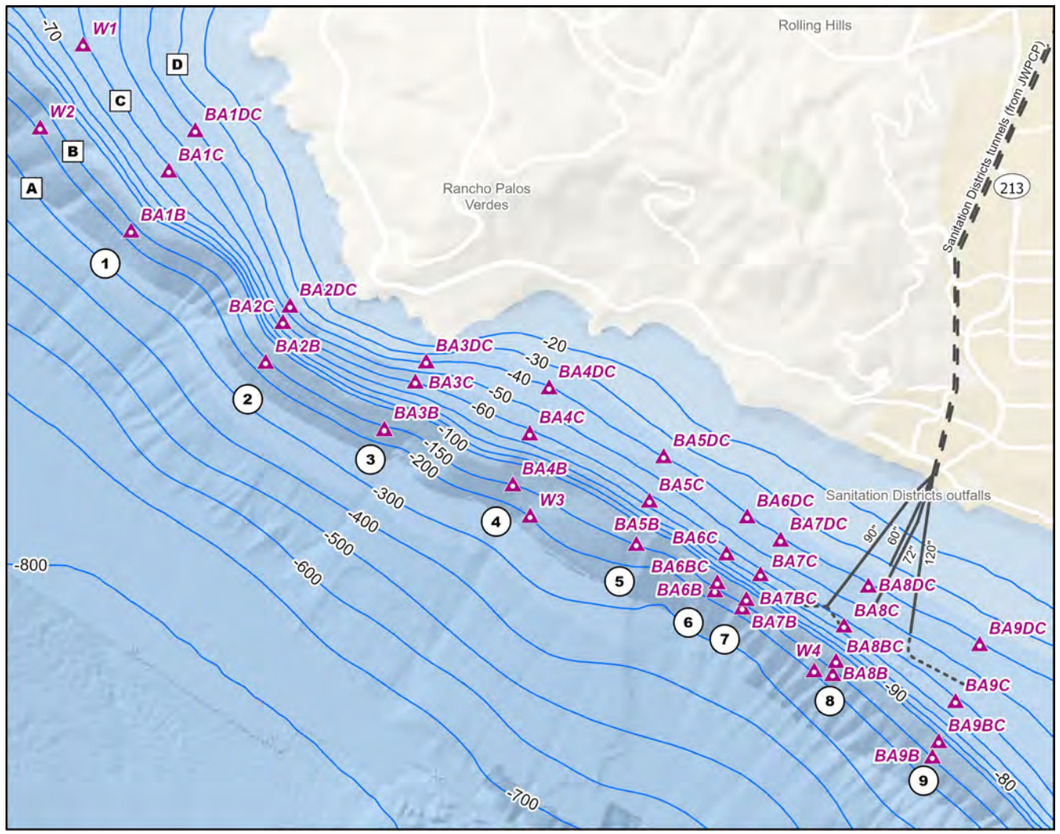

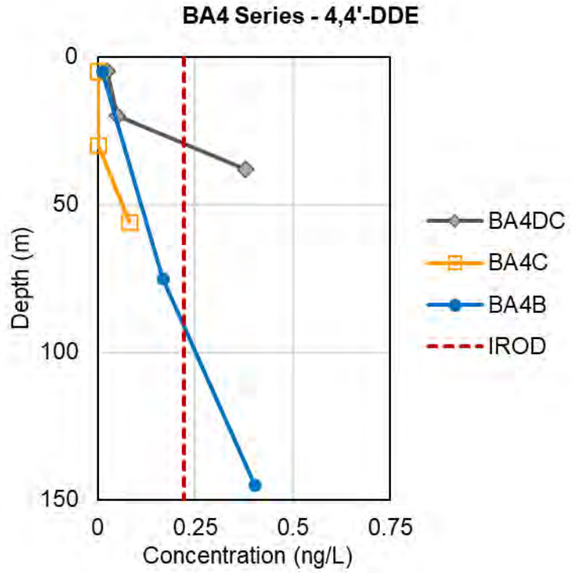

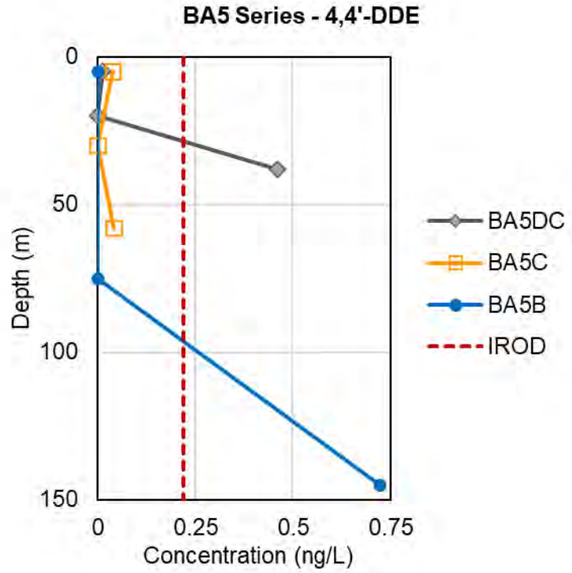

Figure 1. p,p'-DDE Concentrations in Water – West
Second MNR Report
Palos Verdes Shelf
Los Angeles County, California

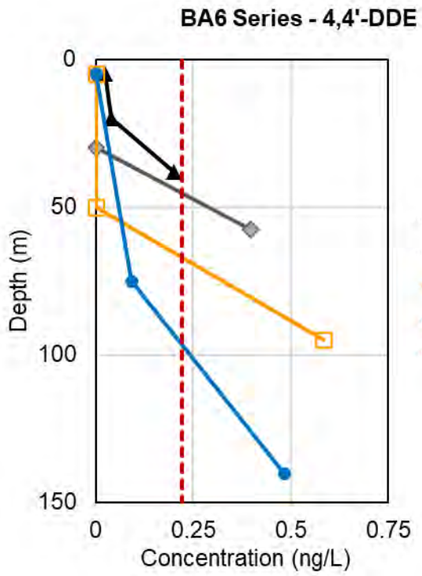

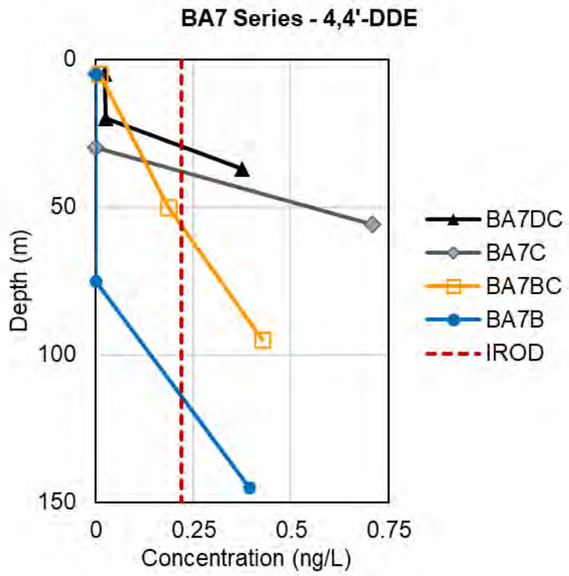

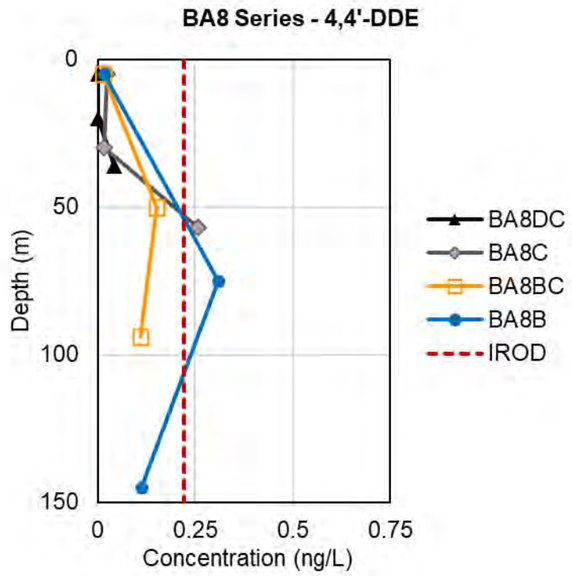

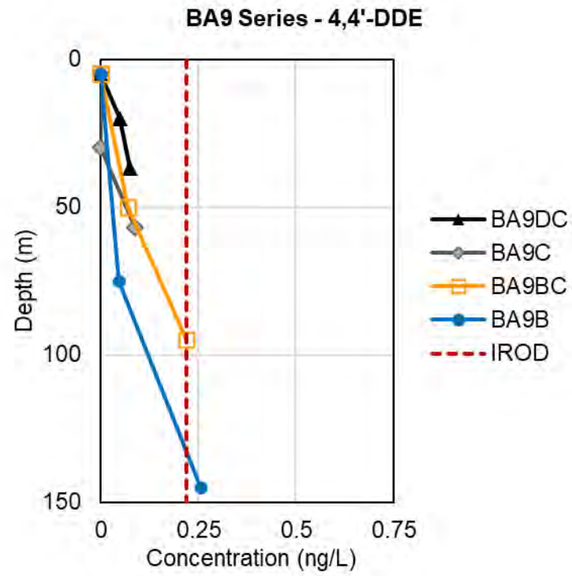

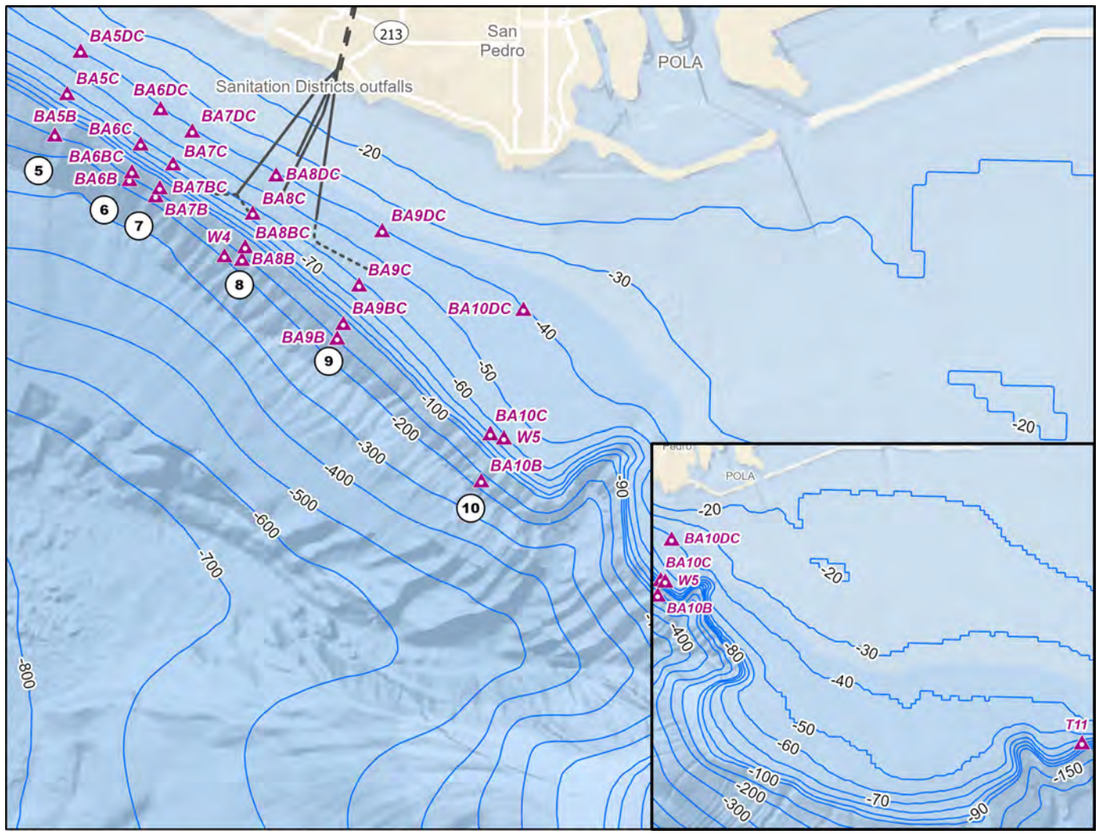

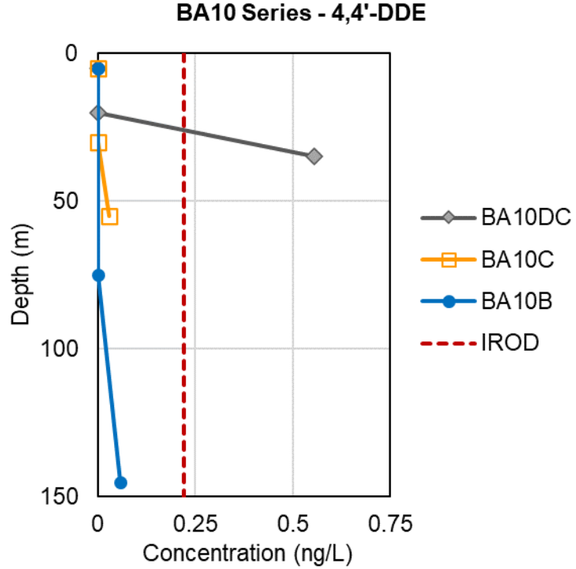

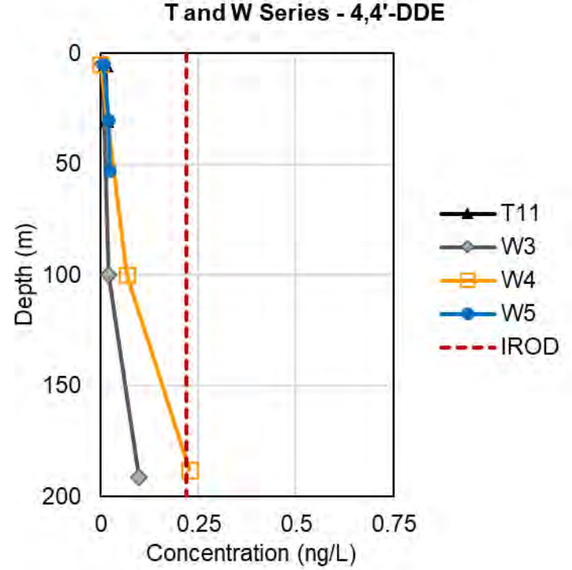

Figure 2. p,p'-DDE Concentrations in Water – East
Second MNR Report
Palos Verdes Shelf
Los Angeles County, California

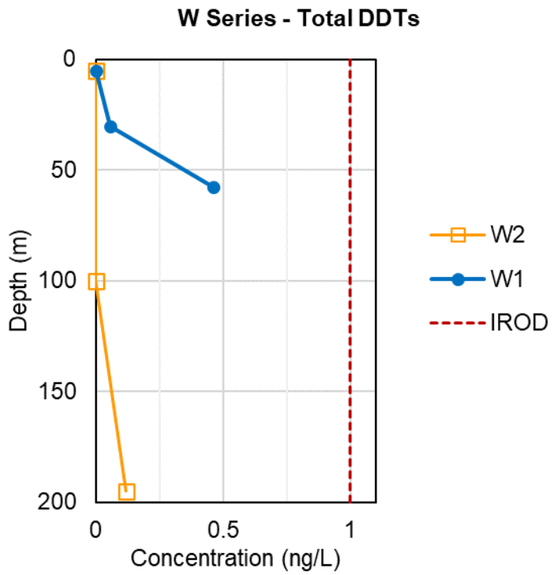

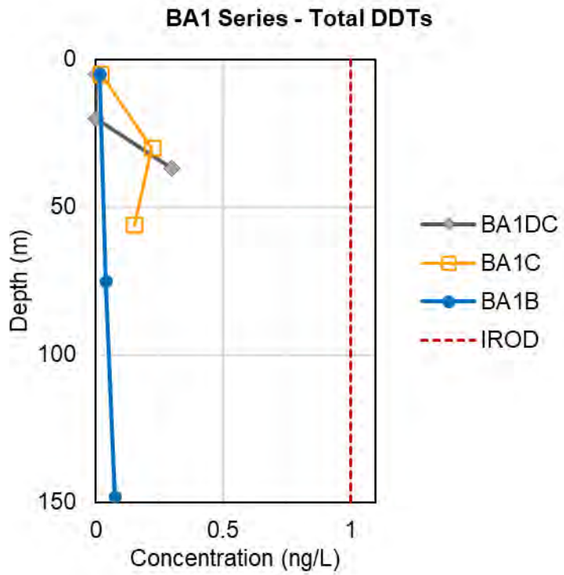

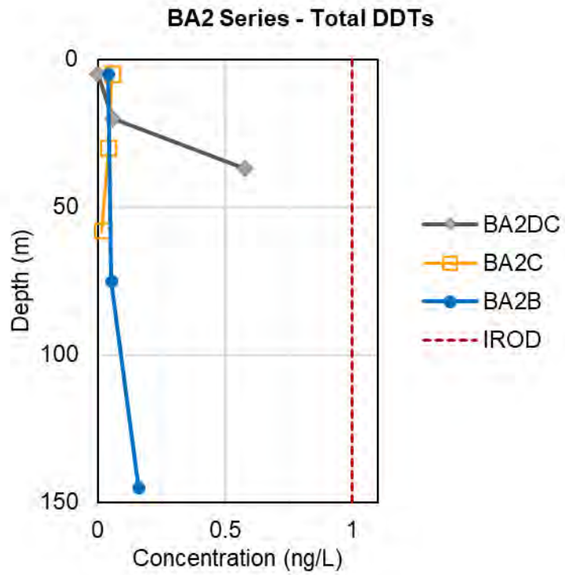

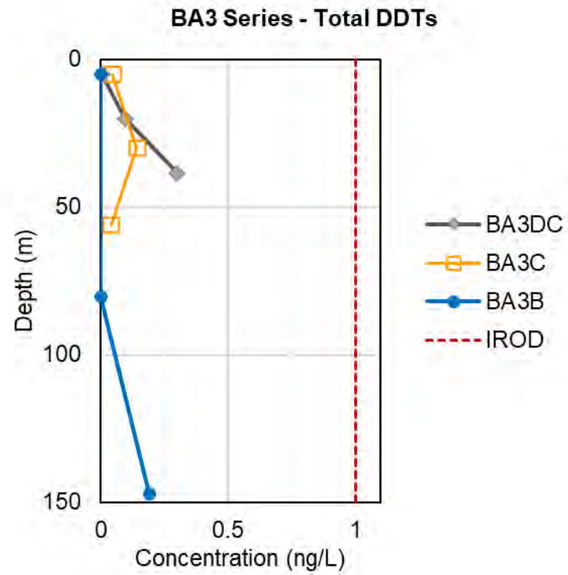

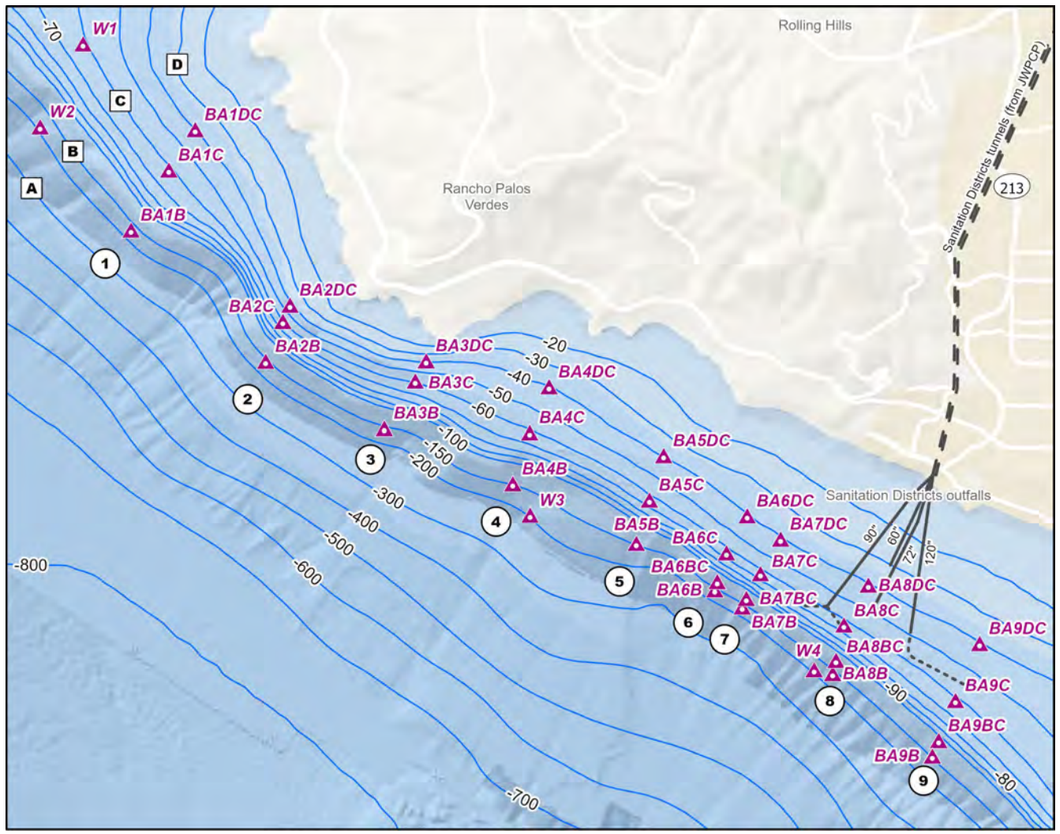

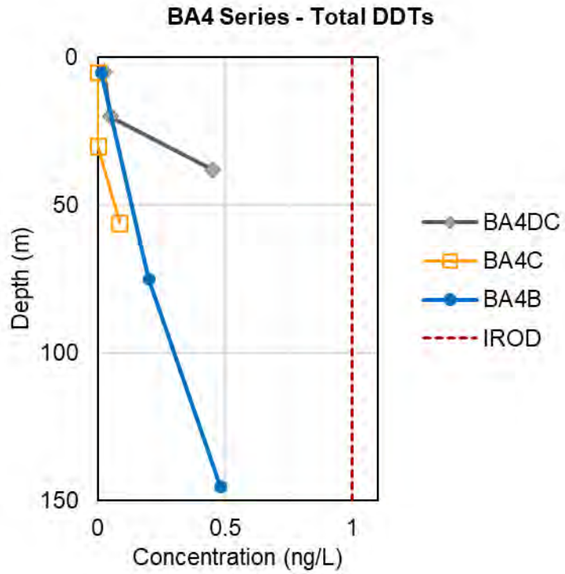

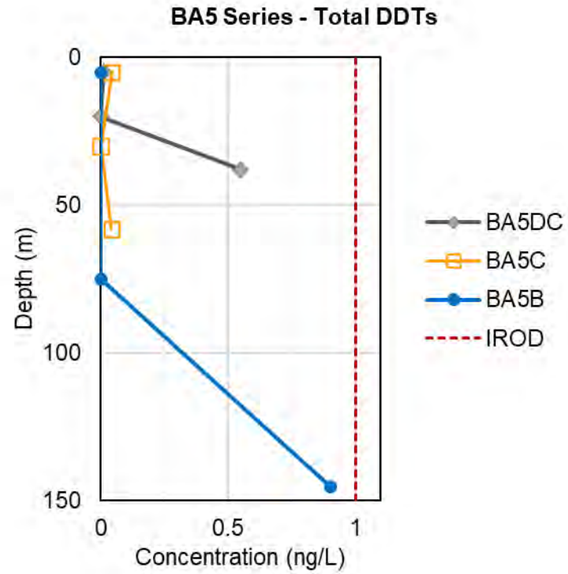

Figure 3. Total DDT Concentrations in Water – West
Second MNR Report
Palos Verdes Shelf
Los Angeles County, California

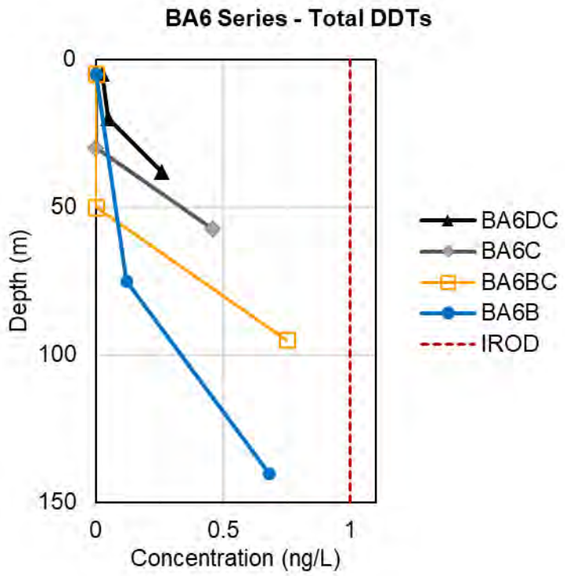

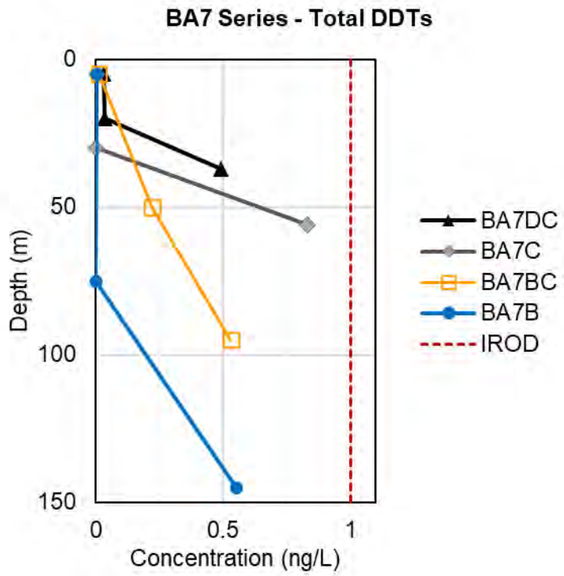

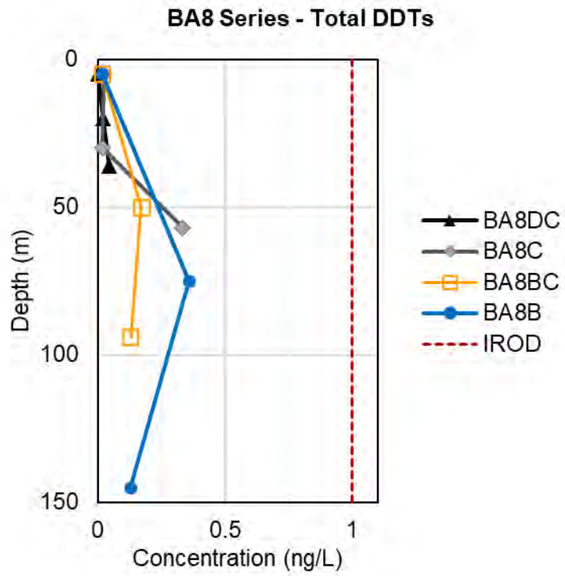

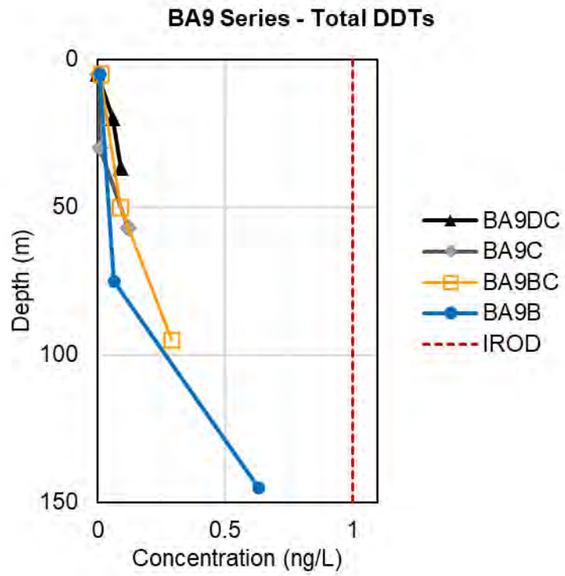

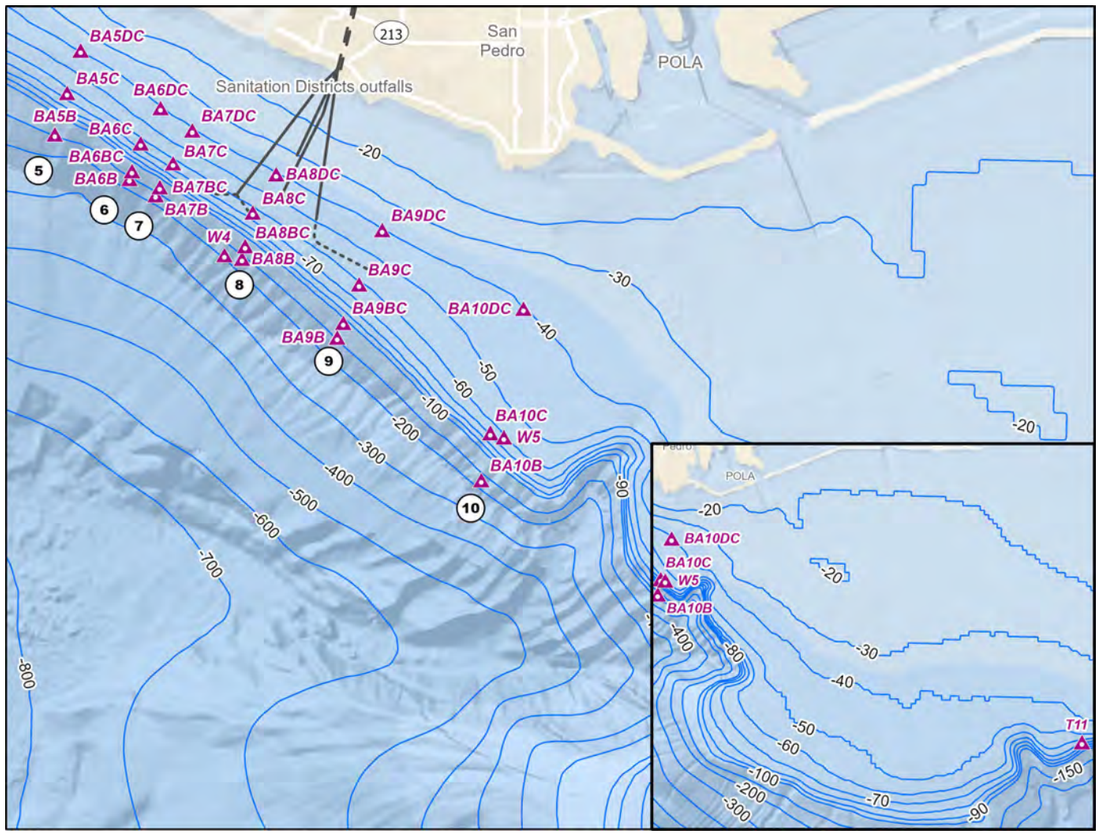

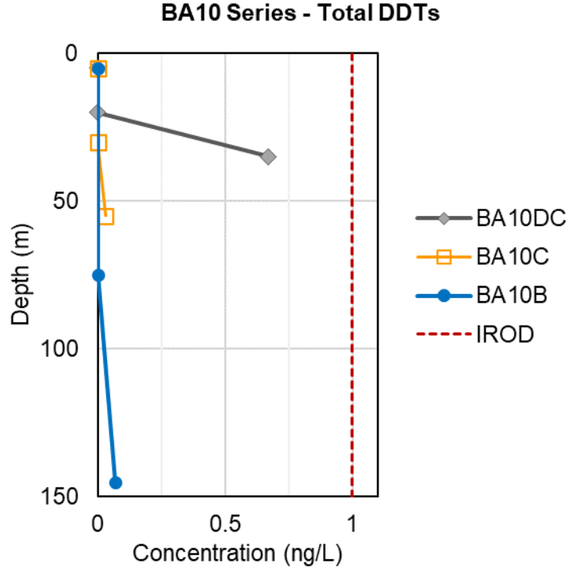

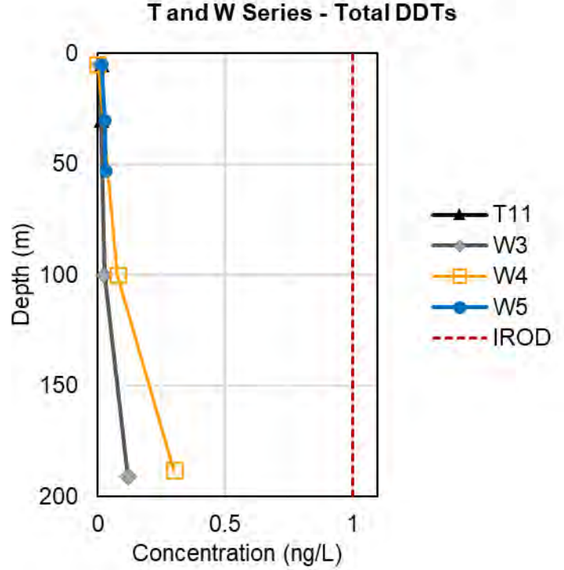

Figure 4. Total DDT Concentrations in Water – East
Second MNR Report
Palos Verdes Shelf
Los Angeles County, California

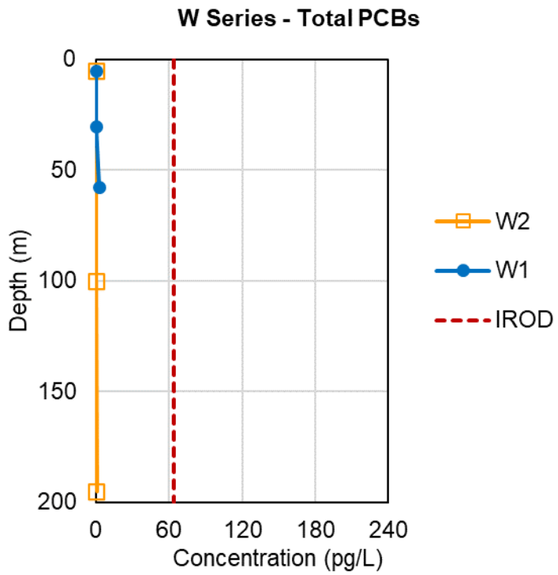

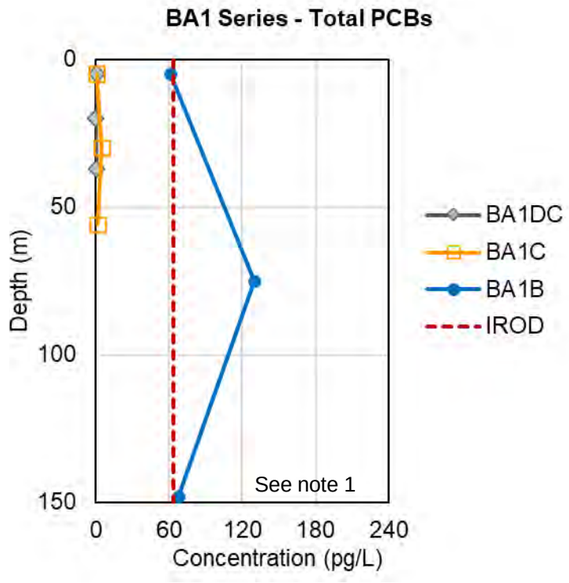

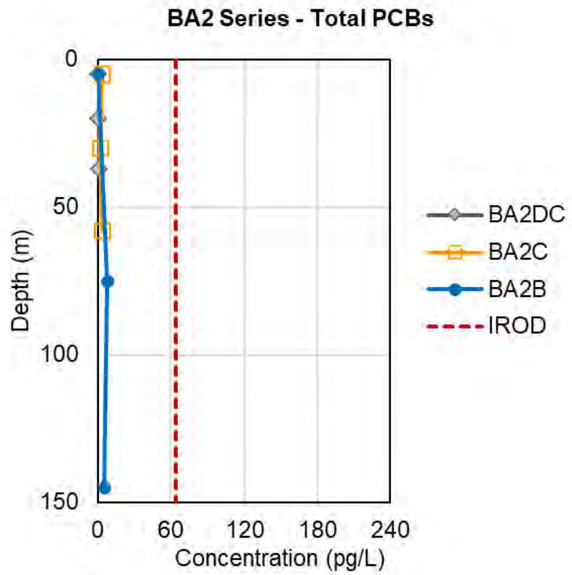

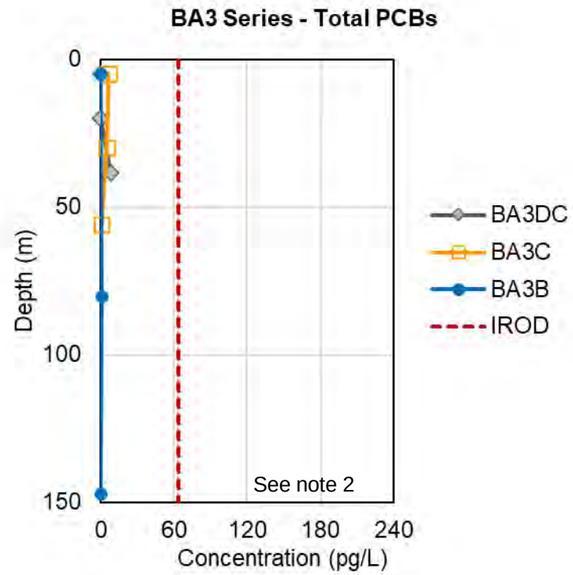

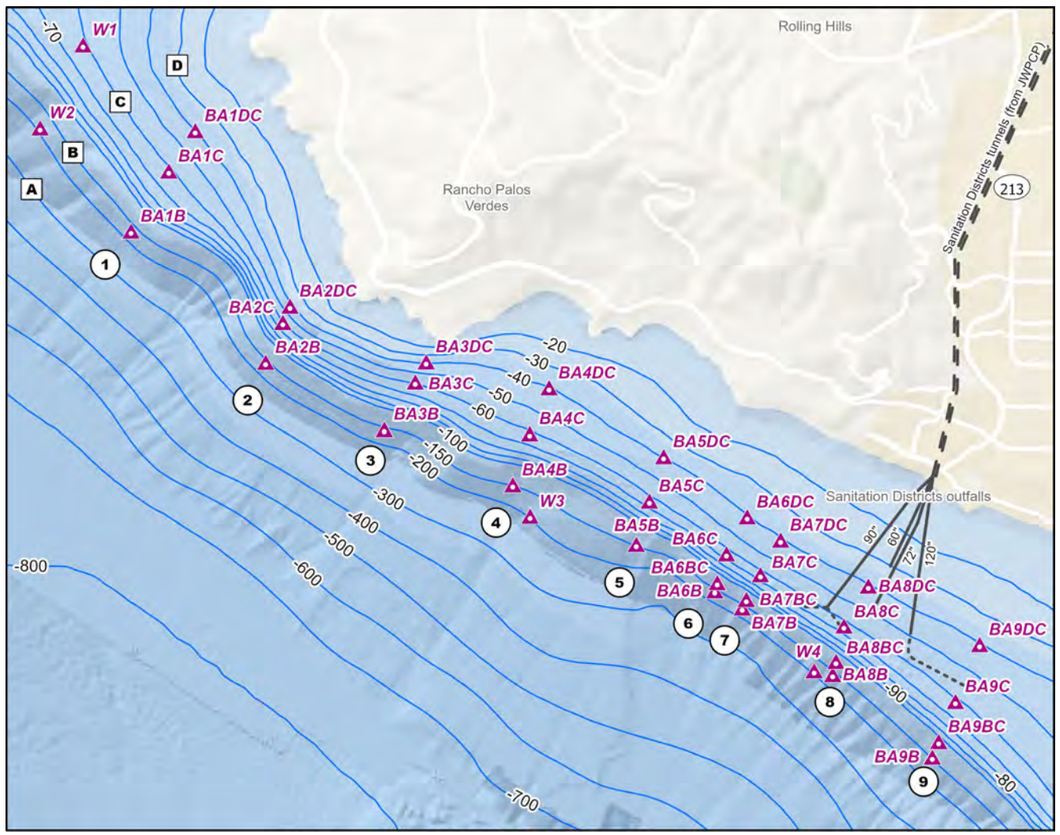

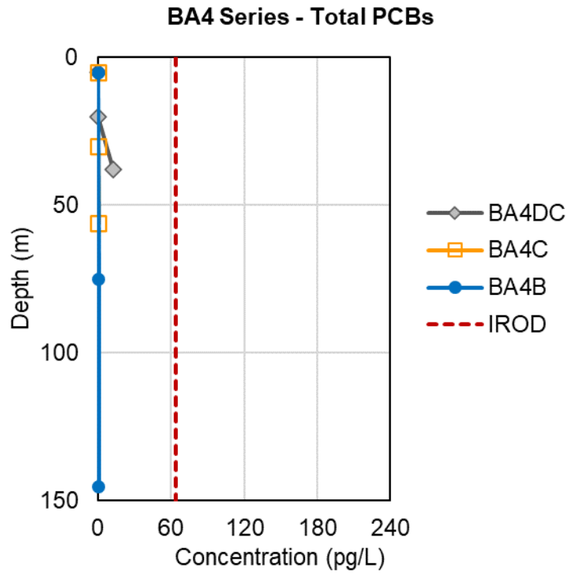

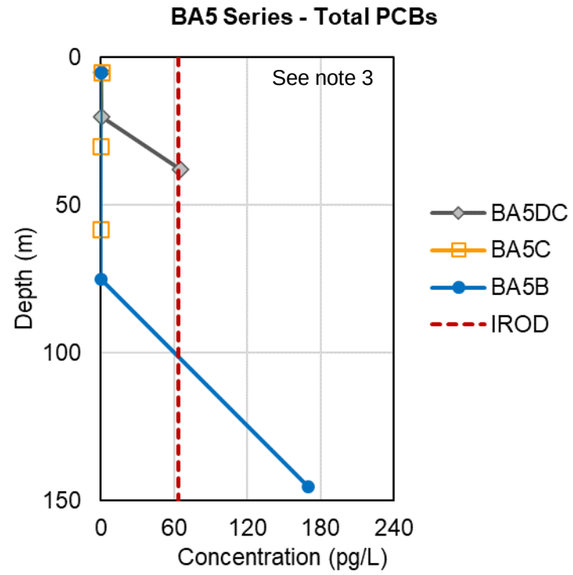

Notes:
PCB concentrations are suspect at the following locations and depths based on evidence of blank contamination:

1. All sample depths at BA1B
2. The shallow and mid-depth samples at BA3C
3. The deep sample at BA5B

Figure 5. Total PCB Concentrations in Water – West
Second MNR Report
Palos Verdes Shelf
Los Angeles County, California

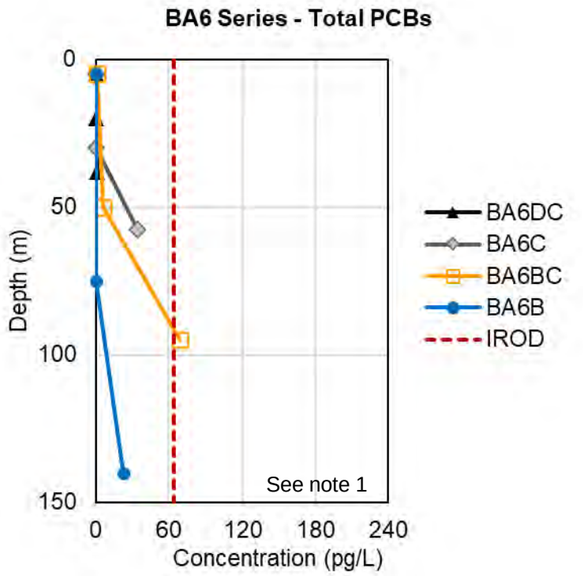

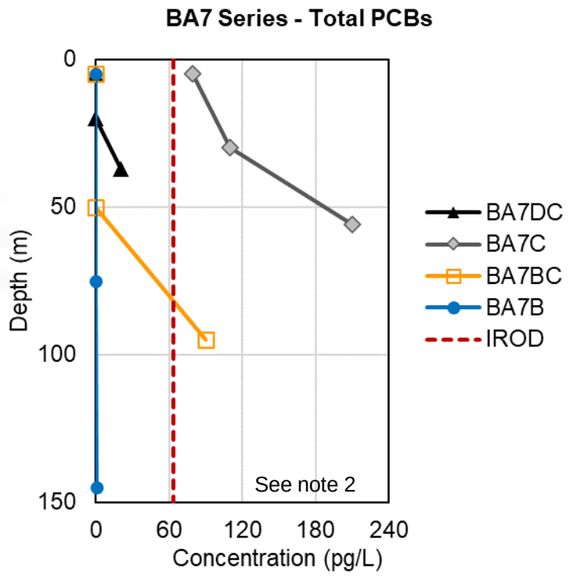

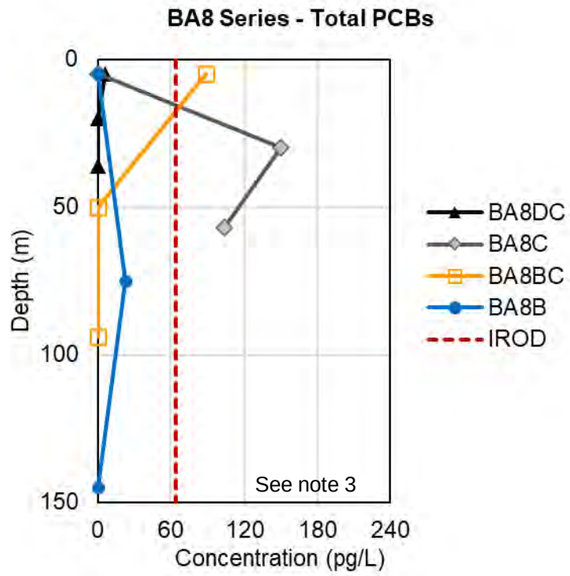

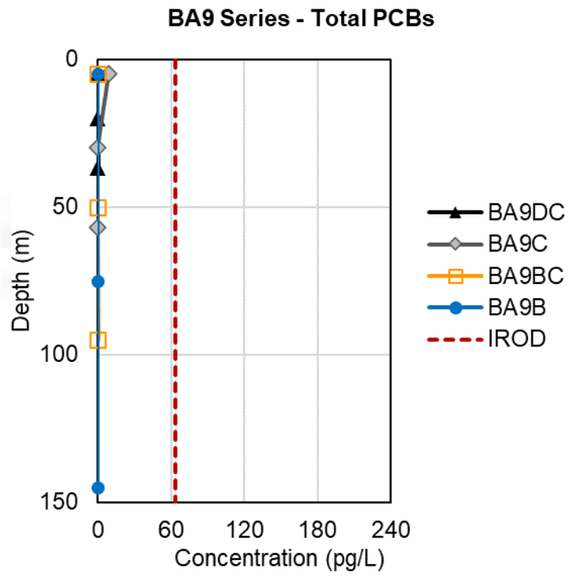

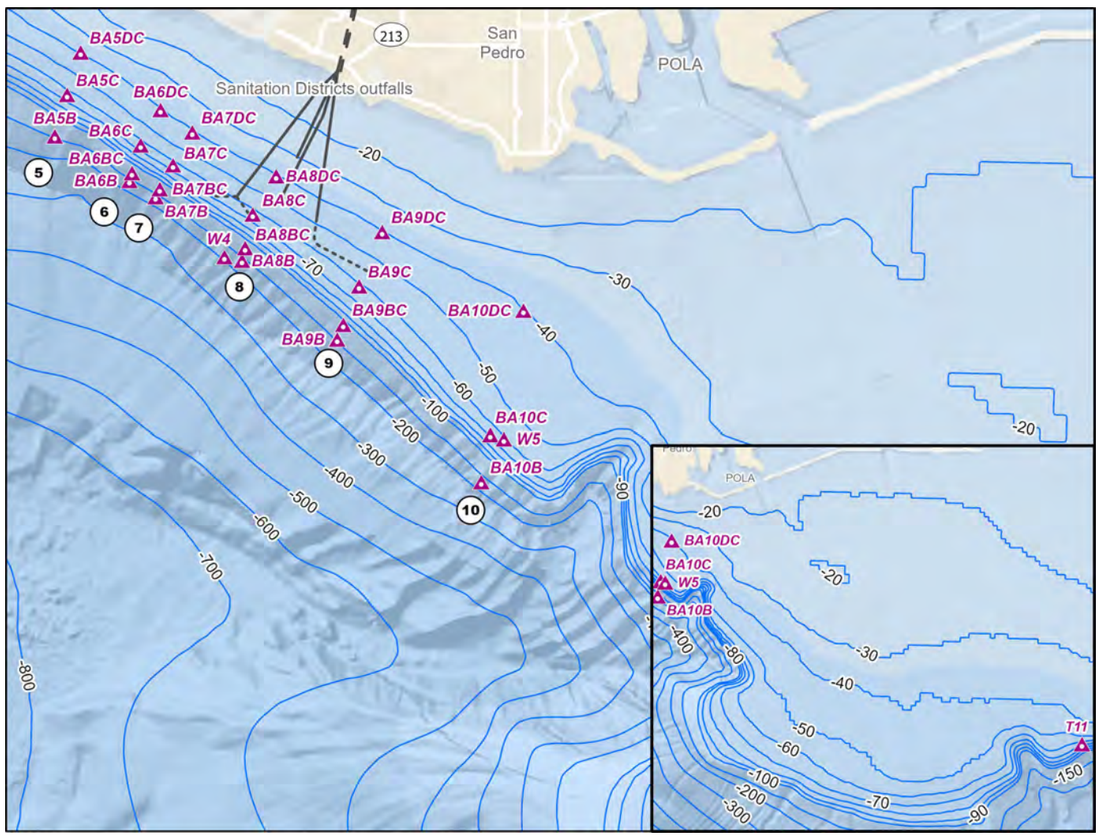

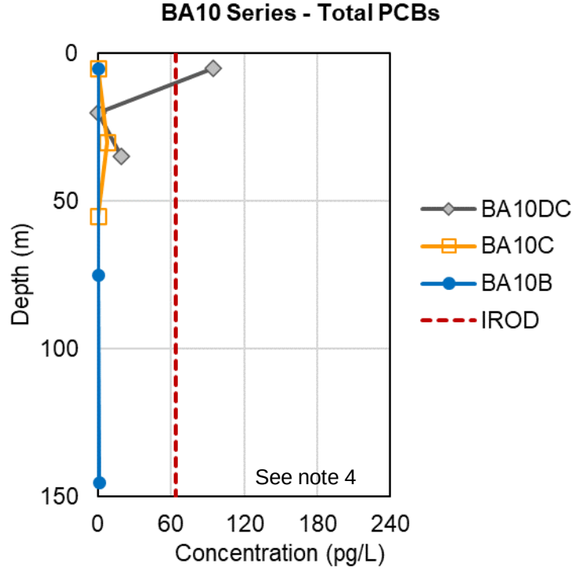

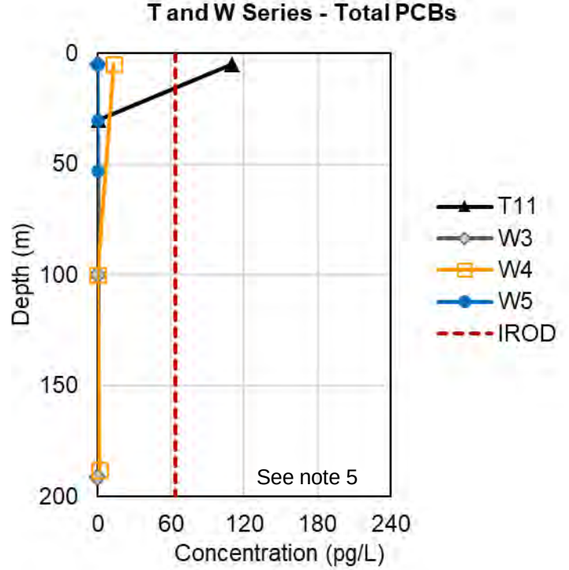

Notes:
PCB concentrations are suspect at the following locations and depths based on evidence of blank contamination:

1. The mid-depth sample at BA6BC
2. All sample depths at BA7C and the deep sample at BA7BC
3. The shallow sample at BA8BC and the mid-depth and deep samples at BA8C
4. The shallow sample at BA10DC and the mid-depth sample at BA10C
5. The shallow sample at T11

Figure 6. Total PCB Concentrations in Water – East
Second MNR Report
Palos Verdes Shelf
Los Angeles County, California

Appendix P
Data Validation Reports - Fish

COVER LETTER

November 14, 2023

Ref; Vista Work Order No. 2206112, (11/23/2022)

Attn; Jeremy Bishop

Jacobs Engineering Group, Inc.
1100 NE Circle Blvd
Suite 300
Corvallis, Oregon 9733

Enclosed are the data validation reports for PALOS VERDES SHELF REMEDIAL ACTION-MONITORED NATURAL RECOVERY. 68HE03-18-D-0004 in connection with the D3502300-Montrose OU5 Palos Verdes Shelf.

The specific sample identifications are listed in the Sample Identification Table. The data packages were reviewed according to the Draft Quality Assurance Plan for Fish Sampling Program 2022 (Rev 2) and the following guidance documents, as applicable: National Functional Guidelines for Organic Superfund Methods Data Review, National Functional Guidelines for Inorganic Superfund Methods Data Review (01/2020), Laboratory method specific Standard Operating Procedures.

Larry Duty
Data Validation Project Manager

Table of Contents

List of Tables ..... **iii**
List of Appendices ..... **iv**
Acronyms and Abbreviations ..... **iv**

1.0 INTRODUCTION **1-1**
2.0 DATA VALIDATION RESULTS **2-1**
2.1 Lipids by EPA Method 1959 2-1
2.1.1 Sample Preservation, Handling, and Transport 2-1
2.1.2 Chain of Custody and Holding Times 2-1
2.1.3 Laboratory Duplicates 2-1
2.2 PCBs by EPA Method 1668C 2-1
2.2.1 Sample Preservation, Handling, and Transport 2-1
2.2.2 Chain of Custody and Holding Times 2-1
2.2.3 Instrument Performance Checks 2-1
2.2.4 Initial Calibrations 2-1
2.2.5 Initial Calibration Verifications 2-1
2.2.6 Continuing Calibrations 2-2
2.2.7 Laboratory Blanks 2-2
2.2.8 Laboratory Control Sample Recovery (Blank Spikes) 2-2
2.2.9 Surrogate Recoveries 2-2
2.2.10 Matrix Spike/Matrix Spike Duplicate Recoveries 2-2
2.2.11 Target Compound Identification 2-2
2.2.12 Compound Quantitation and Reporting Limits 2-2
2.3 Pesticides by EPA Method 1699 2-2
2.3.1 Sample Preservation, Handling, and Transport 2-2
2.3.2 Chain of Custody and Holding Times 2-2
2.3.3 Initial Calibrations 2-2
2.3.4 Initial Calibration Verifications 2-3
2.3.5 Continuing Calibrations 2-3
2.3.6 Laboratory Blanks 2-3
2.3.7 Laboratory Control Sample Recovery (Blank Spikes) 2-3
2.3.8 Surrogate Recoveries 2-3
2.3.9 Matrix Spike/Matrix Spike Duplicate Recoveries 2-3
2.3.10 Target Compound Identification 2-3
2.3.11 Compound Quantitation and Reporting Limits 2-3

List of Tables

Table 1-1: Field Sample and Laboratory ID Numbers 1-2
Table 1-2: Data Qualifier References 1-3
Table 1-3: Data Review Qualifier Codes 1-3

List of Appendices

Appendix A Level 4 Data Calculations
Appendix B Communications
Appendix C Qualified Data Table

Acronyms and Abbreviations

The following is a list of acronyms and abbreviations that may be used in data validation reports.

%D	percent difference	DFTPP	decafluorotriphenylphosphine
%R	percent recovery	DOD	Department Of Defense
µg/L	microgram per liter	DQAR	data quality assessment report
mg/L	milligram per liter	DUP	laboratory duplicate
pg/L	picogram per liter	DVP	data validation procedure
µg/kg	microgram per kilogram	EDB	ethylene dibromide
mg/kg	Milligram per kilogram	EDL	estimated detection limit
ng/kg	nanogram per kilogram	EICP	extracted ion current profile
pg/g	picogram per gram	EPA	Environmental Protection Agency, United States
AA	atomic absorption	EB	equipment blank
ARRF	average relative response factor	FB	field blank
BFB	bromofluorobenzene	GC	gas chromatography
BNA	base/neutral/acid compounds	GC/ECD	gas chromatography/electron capture detector
CCB	continuing calibration blank	GC/ELCD	gas chromatography/electrolytic conductivity detector (Hall detector)
CCC	calibration check compound	GC/FPD	gas chromatography/flame photometric detector
CCV	continuing calibration verification	GC/MS	gas chromatography/mass spectrometry
CF	calibration factor	GC/PID	gas chromatography/photoionization detector
CLP	Contract Laboratory Program	GFAA	graphite furnace atomic absorption
COC	chain of custody record	GPC	gel permeation

			chromatography
COD	chemical oxygen demand	Hg	mercury
CTO	contract task order	HPLC	high-performance liquid chromatography
CVAA	cold vapor atomic absorption	HRGC/HRMS	high resolution gas chromatography/high resolution mass spectrometry
DBCP	Dibromochloropropane	RF r2	response factor coefficient of determination
DCB	decachlorobiphenyl	RICRF	reconstructed ion chromatogram response factor
4,4'-DDD	4,4'-dichlorodiphenyldichloroethane	RLRIC	reporting limit reconstructed ion chromatogram
4,4'-DDE	4,4'-dichlorodiphenyldichloroethylene	RPDRL	relative percent difference reporting limit
4,4'-DDT	4,4'-dichlorodiphenyltrichloroethane	RRFRPD	relative response factor relative percent difference
ICV	initial calibration verification	RRT RRF	relative retention time relative response factor
IDL	instrument detection limit	RSDRRT	relative standard deviation relative retention time
IR	infrared spectroscopy	RTRSD	retention time relative standard deviation
IRP	installation restoration program	RT	retention time
IS	internal standards	HT	holding time
LCS	laboratory control sample	ICB	initial calibration blank
MBAS	methyl blue active substance	ICP	inductively coupled plasma
MDL	method detection limit	ICS	interference check sample
MS	matrix spike	SDG	sample delivery group
MSA	method of standard addition	SICP	selected ion current profiles
MSD	matrix spike duplicate	s/n	signal to noise ratio
m/z	mass to charge ratio	SOP	standard operating procedure
NFESC	Naval Facilities Engineering Services Center	SOW	statement of work

OP	organophosphorus	SPCC	system performance check compound
PAH	polynuclear aromatic hydrocarbon	SRM	standard reference material
PARCC	precision, accuracy, representativeness, comparability, completeness	SVOC	semivolatile organic compound
PCB	polychlorinated biphenyl	TB	trip blank
PCDD	polychlorinated dibenzodioxin	TCDD	tetrachlorodibenzodioxin
PCDF	polychlorinated dibenzofuran	TCX	tetrachloro-m-xylene
PE	performance evaluation	TDS	total dissolved solids
PEM	performance evaluation mixture	TIC	tentatively identified compound
PFK	perfluorokerosene	TOC	total organic carbon
PQO	project quality objective	TOX	total organic halides
QAPFK	quality assurance perfluorokerosene	TPHE	total petroleum hydrocarbons as extractables
QACQA	quality assurance coordinator quality assurance	UV/VIS	ultraviolet/visible
QAPPQAC	quality assurance project plan quality assurance coordinator	VOA	volatile organic analysis
QCQAPP	quality control quality assurance project plan	VOC	volatile organic compound
QSM QC	quality system manual quality control	VTSR	validated time of sample receipt
rQSM	correlation coefficient quality system manual	WDM	window defining mixture
r2r	coefficient of determination correlation coefficient	DDMU	Benzene, 1,1'-(chloroethenylidene)bis[4-chloro-
DDNU	1,1-Bis(4-chlorophenyl)ethene		

1.0 INTRODUCTION

This data validation report (DVR) contains the results of the data validation conducted for samples collected and analyzed as part of the Remedial Action – Monitored Natural Recovery Component, Palos Verdes Shelf located in Los Angeles County, California. The investigation was conducted according to contract number 68HE0318D0004, Task Order Number 68HE0921F0026. This DVR was subcontracted to E-Lab Consultants (purchase order number; 148047694) from CH2M Hill, Inc. to serve third party data assessment purposes and evaluates the laboratory data contained in the Sample Delivery Group (SDG) listed in Table 1-1.

These samples were analyzed in accordance with the approved United States Environmental Protection Agency Bligh and Dyer 1959, Chlorinated Biphenyl Congeners in Water, Soil, Sediment, Biosolids, and Tissue by HRGC/HRMS, and Pesticides in water, soil, sediment, biosolids, and tissue by HRGC/HRMS specific methods or approved laboratory standard operating procedures. **Table 1-1** provides a list of the samples collected, a laboratory sample number cross-reference, sample matrix, date collected, sample purpose, and analytical methods performed for each sample pertaining to this DVR. This DVR is conducted per the analysis requested on the COC in accordance with the Draft Quality Assurance Project Plan for Fish Sampling Program 2022, Version 02 (QAPP).

The data were evaluated against the quantitative acceptance limits given in the QAPP for the data quality parameters required by the QAPP. **Appendix A** contains full data validation calculations, **Appendix B** contains e-mail communication between Jacobs/Elab/Laboratory, and **Appendix C** contains the qualified data table.

In accordance with QAPP, a review of the data was conducted independent of the laboratory. This review consisted of an evaluation of laboratory performance criteria from the case narrative and an evaluation of the sample-specific criteria included in the laboratory data packages in accordance with the method specific guidance documents.

The validation consists of an evaluation of the chain of custody and associated laboratory sample receipt forms, proper sample preservations, holding times, initial calibration and continuing calibration procedures and results, laboratory control sample (LCS) (and duplicate [LCSD] if reported) accuracy and precision, matrix spike (MS) and matrix spike duplicate (MSD) sample analyses, method blanks, field blanks, and field duplicate precision.

Additional (as applicable) review included.

- Organic Analysis; internal standards, surrogate recoveries, instrument tuning, initial calibration, second source calibration verification, continuing calibration

verification, internal standards, degradation summaries, retention times, second column or second detector confirmations

- Inorganic Analysis; Laboratory duplicate precision, instrument tuning, initial calibration, Low-Level Calibration Check Standard, initial and continuing calibration verification, initial and continuing calibration blanks, interference check sample, internal standards, serial dilution results, post digestion spike recoveries, interelement correction factors

The results of the independent data review are presented in **Section 2.0**.

Table 1-1: Field Sample and Laboratory ID Numbers

Field I.D.	Lab I.D.	Matrix	Date Collected	Purpose	Analytical Methods
HF-FT-SB-001-F-2205	2206112-01	TF	5/25/2022 14:30	N	A,B,C
HF-FT-SB-001-C-2205	2206112-02	TF	5/25/2022 14:30	N	A,B,C
HF-FT-SB-002-F-2205	2206112-03	TF	5/26/2022 9:00	N	A,B,C
HF-FT-SB-002-C-2205	2206112-04	TF	5/26/2022 9:00	N	A,B,C
HF-FT-SB-003-F-2205	2206112-05	TF	5/26/2022 9:30	N	A,B,C
HF-FT-SB-003-C-2205	2206112-06	TF	5/26/2022 9:30	N	A,B,C
HF-FT-SB-004-F-2205	2206112-07	TF	5/26/2022 9:40	N	A,B,C
HF-FT-SB-004-C-2205	2206112-08	TF	5/26/2022 9:40	N	A,B,C
HF-FT-SB-005-F-2205	2206112-09	TF	5/26/2022 12:00	N	A,B,C
HF-FT-SB-005-C-2205	2206112-10	TF	5/26/2022 12:00	N	A,B,C
HF-FT-SB-006-F-2205	2206112-11	TF	5/26/2022 12:00	N	A,B,C
HF-FT-SB-006-C-2205	2206112-12	TF	5/26/2022 12:00	N	A,B,C
HF-FT-SB-007-F-2205	2206112-13	TF	5/26/2022 13:00	N	A,B,C
HF-FT-SB-007-C-2205	2206112-14	TF	5/26/2022 13:00	N	A,B,C
HF-FT-SB-008-F-2205	2206112-15	TF	5/26/2022 13:00	N	A,B,C
HF-FT-SB-008-C-2205	2206112-16	TF	5/26/2022 13:00	N	A,B,C
HF-FT-SB-009-F-2205	2206112-17	TF	5/26/2022 13:00	N	A,B,C
HF-FT-SB-009-C-2205	2206112-18	TF	5/26/2022 13:00	N	A,B,C
HF-FT-SB-010-F-2205	2206112-19	TF	5/26/2022 14:30	N	A,B,C
HF-FT-SB-010-C-2205	2206112-20	TF	5/26/2022 14:30	N	A,B,C
HF-FT-SB-012-F-2205	2206112-21	TF	5/26/2022 15:30	N	A,B,C
HF-FT-SB-012-C-2205	2206112-22	TF	5/26/2022 15:30	N	A,B,C

TF-Fish Tissues
N-Normal Environmental Sample
N*-No parent sample was submitted for analysis.
Analytical Methods: A-EPA Method 1959 - Lipids

B- EPA Method 1668C - PCB Congeners (GC/MS)

C- EPA Method 1699- Organochlorine Pesticides (GC/MS)

Following the specifications in the QAPP related to the data validation process, the data were annotated with data validation qualifiers and codes as described in Table 1-2 and Table 1-3**.**

Table 1-2: Data Qualifier References

Qualifier	Organics	Inorganics
U	The analyte was analyzed for but was not detected above the method detection limit.	The analyte was analyzed for but was not detected above the method detection limit.
J	The analyte was positively identified; the associated numerical value is the approximate concentration of the analyte in the sample.	The result is an estimated quantity. The associated numerical value is the approximate concentration of the analyte in the sample.
N	The analysis indicates the presence of an analyte for which there is presumptive evidence to make a "tentative identification."	Not applicable.
NJ	The analysis indicates the presence of an analyte that has been "tentatively identified" and the associated numerical value represents its approximate concentration.	Not applicable.
UJ	The analyte was not detected above the method detection limit. However, the associated value is approximate and may or may not represent the actual limit of quantitation necessary to accurately and precisely measure the analyte in the sample.	The analyte was analyzed for but was not detected. The associated value is an estimate and may be inaccurate or imprecise.
R	The sample results are rejected due to serious deficiencies in the ability to analyze the sample and to meet quality control criteria. The presence or absence of the analyte cannot be verified.	The data are unusable. The sample results are rejected due to serious deficiencies in meeting the Quality Control (QC) criteria. The analyte may or may not be present in the sample.

Table 1-3: Data Review Qualifier Codes

Qualifier	Organics	Inorganics
H	Holding times were exceeded.	Holding times were exceeded.
S	Surrogate recovery was outside QC limits.	The sequence or number of standards used for the calibration was incorrect.

Qualifier	Organics	Inorganics
C	Calibration %RSD, r, r2 or %D were noncompliant	Correlation coefficient is <0.995.
R	Calibration RRF was <0.05.	%R for calibration is not within control limits
B	Presumed contamination from preparation (method blank)	Presumed contamination from preparation (method) blank or calibration blank
L	Laboratory Control Sample/Laboratory Control Sample Duplicate %R or RPD was not within control limits	Laboratory Control Sample/Laboratory Control Sample Duplicate %R or RPD was not within control limits
Q	MS/MSD recovery was poor	MS/MSD recovery was poor.
E	MS/MSD or Duplicate RPD was high.	MS/MSD or Duplicate RPD or difference was high.
I	Internal standard performance was unsatisfactory	ICP ICS results were unsatisfactory.
A	Not applicable.	ICP Serial Dilution %D were not within control limits
M	Instrument Performance Check (BFB or DFTPP) was noncompliant	Not applicable.
T	Presumed contamination from trip blank.	Not applicable.
F	Presumed contamination from FB or ER.	Presumed contamination from FB or ER.
D	The analysis with this flag should not be used because another more technically sound analysis is available.	The analysis with this flag should not be used because another more technically sound analysis is available.
P	Instrument performance for pesticides was poor	Post Digestion Spike recovery was not within control limits
*#	Unusual problems found with the data that have been described in Section 2, "Data Validation Findings." The number following the asterisk (*) will indicate the section in the validation report where a description of the problem can be found.	Unusual problems found with the data that have been described in Section 2, "Data Validation Findings." The number following the asterisk (*) will indicate the section in the validation report where a description of the problem can be found.

2.0 DATA VALIDATION RESULTS

2.1 Lipids by EPA Method 1959

2.1.1 Sample Preservation, Handling, and Transport

All samples arrived at the laboratory on time, and within preservation requirements. All QC requirements were met as required by the QAPP.

2.1.2 Chain of Custody and Holding Times

A cross reference of the COC and analytical report has concluded all extractions and analysis were performed within the required holding times.

2.1.3 Laboratory Duplicates

A sample is analyzed in duplicate with each extraction batch of 20 or fewer samples. The relative percent difference (RPD) is calculated for all duplicate samples and should be no more than 25%.

- All samples were within 25%.

2.2 PCBs by EPA Method 1668C

2.2.1 Sample Preservation, Handling, and Transport

All samples arrived at the laboratory on time, and within preservation requirements. All QC requirements were met as required by the QAPP.

2.2.2 Chain of Custody and Holding Times

A cross reference of the COC and analytical report has concluded all extractions and analysis were performed within the required holding times.

2.2.3 Instrument Performance Checks

Data were verified that the mass spectral abundance and assignment are correct and within the method requirements. All samples were analyzed with an acceptable PFK performance check and within the 12-hour window requirement.

2.2.4 Initial Calibrations

All initial calibration average %RSD were within the method requirements.

2.2.5 Initial Calibration Verifications

The initial calibration curve was verified with a second source standard mix that contained all target compounds. All recoveries were acceptable.

2.2.6 Continuing Calibrations

Continuing calibration percent differences were within the requirements as stipulated. Continuing Calibrations were performed with acceptable results on a 12-hour basis. Full data validation verified the raw data compared to the Form VII values. No discrepancies were revealed.

2.2.7 Laboratory Blanks

Each analytical batch was represented with a MB. All compounds were within reporting limits in Method Blanks B22J027-BLK1 and B22J031-BLK1.

2.2.8 Laboratory Control Sample Recovery (Blank Spikes)

All LCS recoveries were within QC limits.

2.2.9 Surrogate Recoveries

All surrogate recoveries were within QC limits.

2.2.10 Matrix Spike/Matrix Spike Duplicate Recoveries

Matrix spike samples were not designated for this SDG.

2.2.11 Target Compound Identification

Target Compounds were reviewed for their pattern responses and retention times.

2.2.12 Compound Quantitation and Reporting Limits

Reporting limits were verified to be equal to the Level of Detection (LOD). The LODs have been verified to meet or exceed the project required performance standards. Sample dilutions, cleanup concentrations, and moisture correction and reanalysis have been applied to all reportable results. Ten percent of the reported data was validated for quantification and qualifications. None of the data was miscalculated or patterns misidentified.

2.3 Pesticides by EPA Method 1699

2.3.1 Sample Preservation, Handling, and Transport

All samples arrived at the laboratory intact, on time, and within preservation requirements. All QC requirements were met as required by the QAPP.

2.3.2 Chain of Custody and Holding Times

A cross reference of the COC and analytical report has concluded all extractions and analysis were performed within the required holding times.

2.3.3 Initial Calibrations

All initial calibration average %RSD were within the method requirements.

2.3.4 Initial Calibration Verifications

The initial calibration curve was verified with a second source standard mix that contained all target compounds. All recoveries were acceptable.

2.3.5 Continuing Calibrations

Continuing Calibrations were performed with acceptable results on a 12-hour basis. Full data validation verified the raw data compared to the Form VII values. No discrepancies were revealed. Continuing calibration percent differences were within the requirements.

2.3.6 Laboratory Blanks

Each analytical batch was represented with a MB. No analytes were detected above the sample quantitation limits in the Method Blanks, B22J269-BLK1 and B22J270-BLK1.

2.3.7 Laboratory Control Sample Recovery (Blank Spikes)

All LCS recoveries were within QC limits.

2.3.8 Surrogate Recoveries

All surrogate recoveries were within QC limits.

2.3.9 Matrix Spike/Matrix Spike Duplicate Recoveries

Matrix spike samples were not designated for this SDG.

2.3.10 Target Compound Identification

Target Compounds were reviewed for their pattern responses and retention times.

2.3.11 Compound Quantitation and Reporting Limits

Reporting limits were verified to be equal to the Level of Detection (LOD). The LODs have been verified to meet or exceed the project required performance standards. Sample dilutions, cleanup concentrations, and moisture correction and reanalysis have been applied to all reportable results. Ten percent of the reported data was validated for quantification and qualifications. None of the data was miscalculated or patterns misidentified.

- The below samples had labeled standard recoveries above the acceptance criteria.

Lab ID	Sample ID	Method	Analyte	Flag	%Rec
2206112-02	HF-FT-SB-001-C-2205	EPA Method 1699	13C12-4,4'-DDD	H	133
2206112-02	HF-FT-SB-001-C-2205	EPA Method 1699	13C12-4,4'-DDT	H	130
2206112-03	HF-FT-SB-002-F-2205	EPA Method 1699	13C12-4,4'-DDD	H	135
2206112-03	HF-FT-SB-002-F-2205	EPA Method 1699	13C12-4,4'-DDT	H	121
2206112-05	HF-FT-SB-003-F-2205	EPA Method 1699	13C12-4,4'-DDD	H	135

Lab ID	Sample ID	Method	Analyte	Flag	%Rec
2206112-05	HF-FT-SB-003-F-2205	EPA Method 1699	13C12-4,4'-DDT	H	132
2206112-06	HF-FT-SB-003-C-2205	EPA Method 1699	13C12-4,4'-DDD	H	150
2206112-06	HF-FT-SB-003-C-2205	EPA Method 1699	13C12-4,4'-DDT	H	145
2206112-07	HF-FT-SB-004-F-2205	EPA Method 1699	13C12-4,4'-DDD	H	132
2206112-07	HF-FT-SB-004-F-2205	EPA Method 1699	13C12-4,4'-DDT	H	124
2206112-08	HF-FT-SB-004-C-2205	EPA Method 1699	13C12-4,4'-DDD	H	149
2206112-08	HF-FT-SB-004-C-2205	EPA Method 1699	13C12-4,4'-DDT	H	134
2206112-14	HF-FT-SB-007-C-2205	EPA Method 1699	13C12-4,4'-DDD	H	126
2206112-14	HF-FT-SB-007-C-2205	EPA Method 1699	13C12-4,4'-DDT	H	127
2206112-15	HF-FT-SB-008-F-2205	EPA Method 1699	13C12-4,4'-DDD	H	147
2206112-15	HF-FT-SB-008-F-2205	EPA Method 1699	13C12-4,4'-DDT	H	153
2206112-17	HF-FT-SB-009-F-2205	EPA Method 1699	13C12-4,4'-DDD	H	121
B22J270-BLK1	B22J270-BLK1	EPA Method 1699	13C12-4,4'-DDD	H	142
B22J270-BLK1	B22J270-BLK1	EPA Method 1699	13C12-4,4'-DDT	H	131

- The responses of the internal standards with high recoveries were greater than 10:1 signal-to-noise, which is the limit generally considered acceptable for accurate quantitation by isotope dilution analysis.

Appendix A
Level 4 Data Calculations

No Level 4 Calculations.

Appendix B
Communications

This page left intentionally blank.

Appendix C
Qualified Data Table

**No Qualifications.

SYS SAMPLE CODE	LAB ANL METHOD NAME	LAB SAMPLE ID	CHEMICAL NAME	RESULT VALUE	DETECT FLAG	LAB QUALIFIERS	VALIDATOR QUALIFIERS	INTERPRETED QUALIFIERS	RESULT COMMENT

COVER LETTER

November 14, 2023

Ref; Vista Work Order No. 2206113, (12/19/2022)

Attn; Jeremy Bishop

Jacobs Engineering Group, Inc.
1100 NE Circle Blvd
Suite 300
Corvallis, Oregon 9733

Enclosed are the data validation reports for PALOS VERDES SHELF REMEDIAL ACTION-MONITORED NATURAL RECOVERY. 68HE03-18-D-0004 in connection with the D3502300-Montrose OU5 Palos Verdes Shelf.

The specific sample identifications are listed in the Sample Identification Table. The data packages were reviewed according to the Draft Quality Assurance Plan for Fish Sampling Program 2022 (Rev 2) and the following guidance documents, as applicable: National Functional Guidelines for Organic Superfund Methods Data Review, National Functional Guidelines for Inorganic Superfund Methods Data Review (01/2020), Laboratory method specific Standard Operating Procedures.

Larry Duty
Data Validation Project Manager

Table of Contents

List of Tables ..... **iii**
List of Appendices ..... **iv**
Acronyms and Abbreviations ..... **iv**

1.0 INTRODUCTION **1-1**
2.0 DATA VALIDATION RESULTS **2-1**
2.1 Lipids by EPA Method 1959 2-1
2.1.1 Sample Preservation, Handling, and Transport 2-1
2.1.2 Chain of Custody and Holding Times 2-1
2.1.3 Laboratory Duplicates 2-1
2.2 PCBs by EPA Method 1668C 2-1
2.2.1 Sample Preservation, Handling, and Transport 2-1
2.2.2 Chain of Custody and Holding Times 2-1
2.2.3 Instrument Performance Checks 2-1
2.2.4 Initial Calibrations 2-1
2.2.5 Initial Calibration Verifications 2-1
2.2.6 Continuing Calibrations 2-2
2.2.7 Laboratory Blanks 2-2
2.2.8 Laboratory Control Sample Recovery (Blank Spikes) 2-2
2.2.9 Surrogate Recoveries 2-2
2.2.10 Matrix Spike/Matrix Spike Duplicate Recoveries 2-2
2.2.11 Laboratory Duplicate Recoveries 2-2
2.2.12 Target Compound Identification 2-2
2.2.13 Compound Quantitation and Reporting Limits 2-2
2.3 Pesticides by EPA Method 1699 2-2
2.3.1 Sample Preservation, Handling, and Transport 2-2
2.3.2 Chain of Custody and Holding Times 2-3
2.3.3 Initial Calibrations 2-3
2.3.4 Initial Calibration Verifications 2-3
2.3.5 Continuing Calibrations 2-3
2.3.6 Laboratory Blanks 2-3
2.3.7 Laboratory Control Sample Recovery (Blank Spikes) 2-3
2.3.8 Surrogate Recoveries 2-3
2.3.9 Matrix Spike/Matrix Spike Duplicate Recoveries 2-3
2.3.10 Laboratory Duplicate Recoveries 2-3
2.3.11 Target Compound Identification 2-3
2.3.12 Compound Quantitation and Reporting Limits 2-3

List of Tables

Table 1-1: Field Sample and Laboratory ID Numbers 1-2
Table 1-2: Data Qualifier References 1-3
Table 1-3: Data Review Qualifier Codes 1-3

List of Appendices

Appendix A Level 4 Data Calculations
Appendix B Communications
Appendix C Qualified Data Table

Acronyms and Abbreviations

The following is a list of acronyms and abbreviations that may be used in data validation reports.

%D	percent difference	DFTPP	decafluorotriphenylphosphine
%R	percent recovery	DOD	Department Of Defense
µg/L	microgram per liter	DQAR	data quality assessment report
mg/L	milligram per liter	DUP	laboratory duplicate
pg/L	picogram per liter	DVP	data validation procedure
µg/kg	microgram per kilogram	EDB	ethylene dibromide
mg/kg	Milligram per kilogram	EDL	estimated detection limit
ng/kg	nanogram per kilogram	EICP	extracted ion current profile
pg/g	picogram per gram	EPA	Environmental Protection Agency, United States
AA	atomic absorption	EB	equipment blank
ARRF	average relative response factor	FB	field blank
BFB	bromofluorobenzene	GC	gas chromatography
BNA	base/neutral/acid compounds	GC/ECD	gas chromatography/electron capture detector
CCB	continuing calibration blank	GC/ELCD	gas chromatography/electrolytic conductivity detector (Hall detector)
CCC	calibration check compound	GC/FPD	gas chromatography/flame photometric detector
CCV	continuing calibration verification	GC/MS	gas chromatography/mass spectrometry
CF	calibration factor	GC/PID	gas chromatography/photoionization detector
CLP	Contract Laboratory Program	GFAA	graphite furnace atomic

			absorption
COC	chain of custody record	GPC	gel permeation chromatography
COD	chemical oxygen demand	Hg	mercury
CTO	contract task order	HPLC	high-performance liquid chromatography
CVAA	cold vapor atomic absorption	HRGC/HRMS	high resolution gas chromatography/high resolution mass spectrometry
DBCP	Dibromochloropropane	RF r2	response factor coefficient of determination
DCB	decachlorobiphenyl	RICRF	reconstructed ion chromatogram response factor
4,4'-DDD	4,4'-dichlorodiphenyldichloroethane	RLRIC	reporting limit reconstructed ion chromatogram
4,4'-DDE	4,4'-dichlorodiphenyldichloroethylene	RPDRL	relative percent difference reporting limit
4,4'-DDT	4,4'-dichlorodiphenyltrichloroethane	RRFRPD	relative response factor relative percent difference
ICV	initial calibration verification	RRT RRF	relative retention time relative response factor
IDL	instrument detection limit	RSDRRT	relative standard deviation relative retention time
IR	infrared spectroscopy	RTRSD	retention time relative standard deviation
IRP	installation restoration program	RT	retention time
IS	internal standards	HT	holding time
LCS	laboratory control sample	ICB	initial calibration blank
MBAS	methyl blue active substance	ICP	inductively coupled plasma
MDL	method detection limit	ICS	interference check sample
MS	matrix spike	SDG	sample delivery group
MSA	method of standard addition	SICP	selected ion current profiles
MSD	matrix spike duplicate	s/n	signal to noise ratio
m/z	mass to charge ratio	SOP	standard operating procedure

NFESC	Naval Facilities Engineering Services Center	SOW	statement of work
OP	organophosphorus	SPCC	system performance check compound
PAH	polynuclear aromatic hydrocarbon	SRM	standard reference material
PARCC	precision, accuracy, representativeness, comparability, completeness	SVOC	semivolatile organic compound
PCB	polychlorinated biphenyl	TB	trip blank
PCDD	polychlorinated dibenzodioxin	TCDD	tetrachlorodibenzodioxin
PCDF	polychlorinated dibenzofuran	TCX	tetrachloro-m-xylene
PE	performance evaluation	TDS	total dissolved solids
PEM	performance evaluation mixture	TIC	tentatively identified compound
PFK	perfluorokerosene	TOC	total organic carbon
PQO	project quality objective	TOX	total organic halides
QAPFK	quality assurance perfluorokerosene	TPHE	total petroleum hydrocarbons as extractables
QACQA	quality assurance coordinator quality assurance	UV/VIS	ultraviolet/visible
QAPPQAC	quality assurance project plan quality assurance coordinator	VOA	volatile organic analysis
QCQAPP	quality control quality assurance project plan	VOC	volatile organic compound
QSM QC	quality system manual quality control	VTSR	validated time of sample receipt
rQSM	correlation coefficient quality system manual	WDM	window defining mixture
r2r	coefficient of determination correlation coefficient	DDMU	Benzene, 1,1'-(chloroethenylidene)bis[4-chloro-
DDNU	1,1-Bis(4-chlorophenyl)ethene		

1.0 INTRODUCTION

This data validation report (DVR) contains the results of the data validation conducted for samples collected and analyzed as part of the Remedial Action – Monitored Natural Recovery Component, Palos Verdes Shelf located in Los Angeles County, California. The investigation was conducted according to contract number 68HE0318D0004, Task Order Number 68HE0921F0026. This DVR was subcontracted to E-Lab Consultants (purchase order number; 148047694) from CH2M Hill, Inc. to serve third party data assessment purposes and evaluates the laboratory data contained in the Sample Delivery Group (SDG) listed in Table 1-1.

These samples were analyzed in accordance with the approved United States Environmental Protection Agency Bligh and Dyer 1959, Chlorinated Biphenyl Congeners in Water, Soil, Sediment, Biosolids, and Tissue by HRGC/HRMS, and Pesticides in water, soil, sediment, biosolids, and tissue by HRGC/HRMS specific methods or approved laboratory standard operating procedures. **Table 1-1** provides a list of the samples collected, a laboratory sample number cross-reference, sample matrix, date collected, sample purpose, and analytical methods performed for each sample pertaining to this DVR. This DVR is conducted per the analysis requested on the COC in accordance with the Draft Quality Assurance Project Plan for Fish Sampling Program 2022, Version 02 (QAPP).

The data were evaluated against the quantitative acceptance limits given in the QAPP for the data quality parameters required by the QAPP. **Appendix A** contains full data validation calculations, **Appendix B** contains e-mail communication between Jacobs/Elab/Laboratory, and **Appendix C** contains the qualified data table.

In accordance with QAPP, a review of the data was conducted independent of the laboratory. This review consisted of an evaluation of laboratory performance criteria from the case narrative and an evaluation of the sample-specific criteria included in the laboratory data packages in accordance with the method specific guidance documents.

The validation consists of an evaluation of the chain of custody and associated laboratory sample receipt forms, proper sample preservations, holding times, initial calibration and continuing calibration procedures and results, laboratory control sample (LCS) (and duplicate [LCSD] if reported) accuracy and precision, matrix spike (MS) and matrix spike duplicate (MSD) sample analyses, method blanks, field blanks, and field duplicate precision.

Additional (as applicable) review included.

- Organic Analysis; internal standards, surrogate recoveries, instrument tuning, initial calibration, second source calibration verification, continuing calibration

verification, internal standards, degradation summaries, retention times, second column or second detector confirmations

- Inorganic Analysis; Laboratory duplicate precision, instrument tuning, initial calibration, Low-Level Calibration Check Standard, initial and continuing calibration verification, initial and continuing calibration blanks, interference check sample, internal standards, serial dilution results, post digestion spike recoveries, interelement correction factors

The results of the independent data review are presented in **Section 2.0**.

Table 1-1: Field Sample and Laboratory ID Numbers

Field I.D.	Lab I.D.	Matrix	Date Collected	Purpose	Analytical Methods
HF-FT-SB-013-F-2205	2206113-01	TF	5/26/2022 15:30	N	A,B,C
HF-FT-SB-013-C-2205	2206113-02	TF	5/26/2022 15:30	N	A,B,C
HF-FT-SB-014-F-2205	2206113-03	TF	5/26/2022 15:30	N	A,B,C
HF-FT-SB-014-C-2205	2206113-04	TF	5/26/2022 15:30	N	A,B,C
HF-FT-SB-015-F-2205	2206113-05	TF	5/26/2022 15:30	N	A,B,C
HF-FT-SB-015-C-2205	2206113-06	TF	5/26/2022 15:30	N	A,B,C
HF-FT-SB-016-F-2205	2206113-07	TF	5/26/2022 15:50	N	A,B,C
HF-FT-SB-016-C-2205	2206113-08	TF	5/26/2022 15:50	N	A,B,C
HF-FT-SB-017-F-2205	2206113-09	TF	5/26/2022 15:50	N	A,B,C
HF-FT-SB-017-C-2205	2206113-10	TF	5/26/2022 15:50	N	A,B,C
HF-FT-SB-018-F-2205	2206113-11	TF	5/26/2022 15:50	N	A,B,C
HF-FT-SB-018-C-2205	2206113-12	TF	5/26/2022 15:50	N	A,B,C
HF-FT-SB-011-F-2205	2206113-13	TF	5/27/2022 9:30	N	A,B,C
HF-FT-SB-011-C-2205	2206113-14	TF	5/27/2022 9:30	N	A,B,C
HF-FT-SB-019-F-2205	2206113-15	TF	5/27/2022 10:30	N	A,B,C
HF-FT-SB-019-C-2205	2206113-16	TF	5/27/2022 10:30	N	A,B,C
HF-FT-SB-020-F-2205	2206113-17	TF	5/27/2022 11:15	N	A,B,C
HF-FT-SB-020-C-2205	2206113-18	TF	5/27/2022 11:15	N	A,B,C
HF-FT-SB-021-F-2205	2206113-19	TF	5/27/2022 10:00	N	A,B,C
HF-FT-SB-021-C-2205	2206113-20	TF	5/27/2022 10:00	N	A,B,C
HF-FT-SB-022-F-2205	2206113-21	TF	5/27/2022 10:00	N	A,B,C
HF-FT-SB-022-C-2205	2206113-22	TF	5/27/2022 10:00	N	A,B,C

TF-Fish Tissues
N-Normal Environmental Sample
N*-No parent sample was submitted for analysis.
Analytical Methods: A-EPA Method 1959 - Lipids

B- EPA Method 1668C - PCB Congeners (GC/MS)

C- EPA Method 1699- Organochlorine Pesticides (GC/MS)

Following the specifications in the QAPP related to the data validation process, the data were annotated with data validation qualifiers and codes as described in Table 1-2 and Table 1-3**.**

Table 1-2: Data Qualifier References

Qualifier	Organics	Inorganics
U	The analyte was analyzed for but was not detected above the method detection limit.	The analyte was analyzed for but was not detected above the method detection limit.
J	The analyte was positively identified; the associated numerical value is the approximate concentration of the analyte in the sample.	The result is an estimated quantity. The associated numerical value is the approximate concentration of the analyte in the sample.
N	The analysis indicates the presence of an analyte for which there is presumptive evidence to make a "tentative identification."	Not applicable.
NJ	The analysis indicates the presence of an analyte that has been "tentatively identified" and the associated numerical value represents its approximate concentration.	Not applicable.
UJ	The analyte was not detected above the method detection limit. However, the associated value is approximate and may or may not represent the actual limit of quantitation necessary to accurately and precisely measure the analyte in the sample.	The analyte was analyzed for but was not detected. The associated value is an estimate and may be inaccurate or imprecise.
R	The sample results are rejected due to serious deficiencies in the ability to analyze the sample and to meet quality control criteria. The presence or absence of the analyte cannot be verified.	The data are unusable. The sample results are rejected due to serious deficiencies in meeting the Quality Control (QC) criteria. The analyte may or may not be present in the sample.

Table 1-3: Data Review Qualifier Codes

Qualifier	Organics	Inorganics
H	Holding times were exceeded.	Holding times were exceeded.
S	Surrogate recovery was outside QC limits.	The sequence or number of standards used for the calibration was incorrect.

Qualifier	Organics	Inorganics
C	Calibration %RSD, r, r2 or %D were noncompliant	Correlation coefficient is <0.995.
R	Calibration RRF was <0.05.	%R for calibration is not within control limits
B	Presumed contamination from preparation (method blank)	Presumed contamination from preparation (method) blank or calibration blank
L	Laboratory Control Sample/Laboratory Control Sample Duplicate %R or RPD was not within control limits	Laboratory Control Sample/Laboratory Control Sample Duplicate %R or RPD was not within control limits
Q	MS/MSD recovery was poor	MS/MSD recovery was poor.
E	MS/MSD or Duplicate RPD was high.	MS/MSD or Duplicate RPD or difference was high.
I	Internal standard performance was unsatisfactory	ICP ICS results were unsatisfactory.
A	Not applicable.	ICP Serial Dilution %D were not within control limits
M	Instrument Performance Check (BFB or DFTPP) was noncompliant	Not applicable.
T	Presumed contamination from trip blank.	Not applicable.
F	Presumed contamination from FB or ER.	Presumed contamination from FB or ER.
D	The analysis with this flag should not be used because another more technically sound analysis is available.	The analysis with this flag should not be used because another more technically sound analysis is available.
P	Instrument performance for pesticides was poor	Post Digestion Spike recovery was not within control limits
*#	Unusual problems found with the data that have been described in Section 2, "Data Validation Findings." The number following the asterisk (*) will indicate the section in the validation report where a description of the problem can be found.	Unusual problems found with the data that have been described in Section 2, "Data Validation Findings." The number following the asterisk (*) will indicate the section in the validation report where a description of the problem can be found.

2.0 DATA VALIDATION RESULTS

2.1 Lipids by EPA Method 1959

2.1.1 Sample Preservation, Handling, and Transport

All samples arrived at the laboratory on time, and within preservation requirements. All QC requirements were met as required by the QAPP.

2.1.2 Chain of Custody and Holding Times

A cross reference of the COC and analytical report has concluded all extractions and analysis were performed within the required holding times.

2.1.3 Laboratory Duplicates

A sample is analyzed in duplicate with each extraction batch of 20 or fewer samples. The relative percent difference (RPD) is calculated for all duplicate samples and should be no more than 25%.

- All samples were within 25%.

2.2 PCBs by EPA Method 1668C

2.2.1 Sample Preservation, Handling, and Transport

All samples arrived at the laboratory on time, and within preservation requirements. All QC requirements were met as required by the QAPP.

2.2.2 Chain of Custody and Holding Times

A cross reference of the COC and analytical report has concluded all extractions and analysis were performed within the required holding times.

2.2.3 Instrument Performance Checks

Data were verified that the mass spectral abundance and assignment are correct and within the method requirements. All samples were analyzed with an acceptable PFK performance check and within the 12-hour window requirement.

2.2.4 Initial Calibrations

All initial calibration average %RSD were within the method requirements.

2.2.5 Initial Calibration Verifications

The initial calibration curve was verified with a second source standard mix that contained all target compounds. All recoveries were acceptable.

2.2.6 Continuing Calibrations

Continuing calibration percent differences were within the requirements as stipulated. Continuing Calibrations were performed with acceptable results on a 12-hour basis. Full data validation verified the raw data compared to the Form VII values. No discrepancies were revealed.

2.2.7 Laboratory Blanks

Each analytical batch was represented with a MB. All compounds were within reporting limits in Method Blanks B22K022-BLK1 and B22K023-BLK1.

2.2.8 Laboratory Control Sample Recovery (Blank Spikes)

All LCS recoveries were within QC limits.

2.2.9 Surrogate Recoveries

All surrogate recoveries were within QC limits.

2.2.10 Matrix Spike/Matrix Spike Duplicate Recoveries

Matrix spike samples were not designated for this SDG.

2.2.11 Laboratory Duplicate Recoveries

A sample duplicate was performed on sample HF-FT-SB-011-F-2205. All RPDs were within the acceptance criteria, except for PCB-37, PCB-168, and PCB-182/187. An RPD for PCB-169 and PCB-5/8 could not be calculated.

- All appropriate samples qualified.

2.2.12 Target Compound Identification

Target Compounds were reviewed for their pattern responses and retention times.

2.2.13 Compound Quantitation and Reporting Limits

Reporting limits were verified to be equal to the Level of Detection (LOD). The LODs have been verified to meet or exceed the project required performance standards. Sample dilutions, cleanup concentrations, and moisture correction and reanalysis have been applied to all reportable results. Ten percent of the reported data was validated for quantification and qualifications. None of the data was miscalculated or patterns misidentified.

2.3 Pesticides by EPA Method 1699

2.3.1 Sample Preservation, Handling, and Transport

All samples arrived at the laboratory intact, on time, and within preservation requirements. All QC requirements were met as required by the QAPP.

2.3.2 Chain of Custody and Holding Times

A cross reference of the COC and analytical report has concluded all extractions and analysis were performed within the required holding times.

2.3.3 Initial Calibrations

All initial calibration average %RSD were within the method requirements.

2.3.4 Initial Calibration Verifications

The initial calibration curve was verified with a second source standard mix that contained all target compounds. All recoveries were acceptable.

2.3.5 Continuing Calibrations

Continuing Calibrations were performed with acceptable results on a 12-hour basis. Full data validation verified the raw data compared to the Form VII values. No discrepancies were revealed. Continuing calibration percent differences were within the requirements.

2.3.6 Laboratory Blanks

Each analytical batch was represented with a MB. No analytes were detected above the sample quantitation limits in the Method Blanks, B22K033-BLK1 and B22K034-BLK1.

2.3.7 Laboratory Control Sample Recovery (Blank Spikes)

All LCS recoveries were within QC limits.

2.3.8 Surrogate Recoveries

All surrogate recoveries were within QC limits.

2.3.9 Matrix Spike/Matrix Spike Duplicate Recoveries

Matrix spike samples were not designated for this SDG.

2.3.10 Laboratory Duplicate Recoveries

A sample duplicate was performed on sample HF-FT-SB-011-F-2205. All RPDs were within the acceptance criteria, except for 2,4'-DDE, 4,4'-DDE, 2,4'-DDT, 4,4'-DDD 4,4'-DDT, and 4,4'-DDMU.

- All appropriate samples qualified.

2.3.11 Target Compound Identification

Target Compounds were reviewed for their pattern responses and retention times.

2.3.12 Compound Quantitation and Reporting Limits

Reporting limits were verified to be equal to the Level of Detection (LOD). The LODs have been verified to meet or exceed the project required performance standards. Sample dilutions, cleanup concentrations, and moisture correction and reanalysis have been applied

to all reportable results. Ten percent of the reported data was validated for quantification and qualifications. None of the data was miscalculated or patterns misidentified.

- The below samples had labeled standard recoveries outside the acceptance criteria.

Lab ID	Sample ID	Method	Analyte	Flag	%Rec
2206113-04	HF-FT-SB-014-C-2205	EPA Method 1699	13C12-4,4'-DDD	H	146
2206113-04	HF-FT-SB-014-C-2205	EPA Method 1699	13C12-4,4'-DDT	H	158
2206113-05	HF-FT-SB-015-F-2205	EPA Method 1699	13C12-4,4'-DDD	H	139
2206113-08	HF-FT-SB-016-C-2205	EPA Method 1699	13C12-4,4'-DDD	H	152
2206113-08	HF-FT-SB-016-C-2205	EPA Method 1699	13C12-4,4'-DDT	H	125
2206113-09	HF-FT-SB-017-F-2205	EPA Method 1699	13C12-4,4'-DDD	H	146
2206113-09	HF-FT-SB-017-F-2205	EPA Method 1699	13C12-4,4'-DDT	H	162
2206113-10	HF-FT-SB-017-C-2205	EPA Method 1699	13C12-4,4'-DDD	H	168
2206113-10	HF-FT-SB-017-C-2205	EPA Method 1699	13C12-4,4'-DDT	H	191
2206113-11	HF-FT-SB-018-F-2205	EPA Method 1699	13C12-4,4'-DDT	H	127
2206113-12	HF-FT-SB-018-C-2205	EPA Method 1699	13C12-4,4'-DDD	H	140
2206113-12	HF-FT-SB-018-C-2205	EPA Method 1699	13C12-4,4'-DDT	H	152
2206113-13	HF-FT-SB-011-F-2205	EPA Method 1699	13C12-4,4'-DDD	H	133
2206113-13	HF-FT-SB-011-F-2205	EPA Method 1699	13C12-4,4'-DDT	H	130
2206113-14	HF-FT-SB-011-C-2205	EPA Method 1699	13C12-4,4'-DDD	H	123
2206113-14	HF-FT-SB-011-C-2205	EPA Method 1699	13C12-4,4'-DDT	H	124
B22K022-BS1	B22K022-BS1	EPA Method 1668C	13C-PCB-81	H	39.1
B22K022-BS1	B22K022-BS1	EPA Method 1668C	13C-PCB-206	H	38.8
B22K022-BS1	B22K022-BS1	EPA Method 1668C	13C-PCB-209	H	39.5
B22K034-BLK1	B22K034-BLK1	EPA Method 1699	13C12-4,4'-DDD	H	143
B22K034-DUP1	B22K034-DUP1	EPA Method 1699	13C12-4,4'-DDD	H	123

  - The responses of the internal standards with recoveries outside the acceptance criteria, were greater than 10:1 signal-to-noise, which is the limit generally considered acceptable for accurate quantitation by isotope dilution analysis.

Appendix A
Level 4 Data Calculations

No Level 4 Calculations.

Appendix B
Communications

This page left intentionally blank.

Appendix C
Qualified Data Table

SYS SAMPLE CODE	LAB ANL METHOD NAME	LAB SAMPLE ID	CHEMICAL NAME	RESULT VALUE	DETECT FLAG	LAB QUALIFIERS	VALIDATOR QUALIFIERS	INTERPRETED QUALIFIERS	RESULT COMMENT
HF-FT-SB-011-F-2205	E1668C	2206113-13	3,4,4'-Trichlorobiphenyl (PCB-37)	0.0397	Y	J	J	J	E
HF-FT-SB-011-F-2205	E1668C	2206113-13	PCB-168	4.05	Y		J	J	E
HF-FT-SB-011-F-2205	E1668C	2206113-13	PCB-182/187	921	Y		J	J	E
HF-FT-SB-011-F-2205	E1699	2206113-13	2,4'-DDE	136	Y		J	J	E
HF-FT-SB-011-F-2205	E1699	2206113-13	4,4'-DDE	37700	Y	D, B	J	J	E
HF-FT-SB-011-F-2205	E1699	2206113-13	2,4'-DDT	4.88	Y	J	J	J	E
HF-FT-SB-011-F-2205	E1699	2206113-13	4,4'-DDD	112	Y		J	J	E
HF-FT-SB-011-F-2205	E1699	2206113-13	4,4'-DDT	56.8	Y		J	J	E

COVER LETTER

November 9, 2023
(October 31, 2023)
(October 20, 2023)

Ref; Vista Work Order No. 2206115, (12/29/2022)

Attn; Jeremy Bishop

Jacobs Engineering Group, Inc.
1100 NE Circle Blvd
Suite 300
Corvallis, Oregon 9733

Enclosed are the data validation reports for PALOS VERDES SHELF REMEDIAL ACTION-MONITORED NATURAL RECOVERY. 68HE03-18-D-0004 in connection with the D3502300-Montrose OU5 Palos Verdes Shelf.

The specific sample identifications are listed in the Sample Identification Table. The data packages were reviewed according to the Draft Quality Assurance Plan for Fish Sampling Program (Rev 02) and the following guidance documents, as applicable: National Functional Guidelines for Organic Superfund Methods Data Review, National Functional Guidelines for Inorganic Superfund Methods Data Review (01/2020), Laboratory method specific Standard Operating Procedures.

Larry Duty
Data Validation Project Manager

Table of Contents

List of Tables ..... **iii**
List of Appendices ..... **iv**
Acronyms and Abbreviations ..... **v**

1.0 INTRODUCTION **1-1**
2.0 DATA VALIDATION RESULTS **2-1**
2.1 Lipids by EPA Method 1959 2-1
2.1.1 Sample Preservation, Handling, and Transport 2-1
2.1.2 Chain of Custody and Holding Times 2-1
2.1.3 Laboratory Duplicates 2-1
2.2 PCBs by EPA Method 1668C 2-1
2.2.1 Sample Preservation, Handling, and Transport 2-1
2.2.2 Chain of Custody and Holding Times 2-1
2.2.3 Instrument Performance Checks 2-1
2.2.4 Initial Calibrations 2-1
2.2.5 Initial Calibration Verifications 2-1
2.2.6 Continuing Calibrations 2-2
2.2.7 Laboratory Blanks 2-2
2.2.8 Laboratory Control Sample Recovery (Blank Spikes) 2-5
2.2.9 Surrogate Recoveries 2-5
2.2.10 Matrix Spike/Matrix Spike Duplicate Recoveries 2-5
2.2.11 Laboratory Duplicate Result Agreement 2-5
2.2.12 Target Compound Identification 2-5
2.2.13 Compound Quantitation and Reporting Limits 2-5
2.3 Pesticides by EPA Method 1699 2-5
2.3.1 Sample Preservation, Handling, and Transport 2-5
2.3.2 Chain of Custody and Holding Times 2-5
2.3.3 Initial Calibrations 2-5
2.3.4 Initial Calibration Verifications 2-5
2.3.5 Continuing Calibrations 2-6
2.3.6 Laboratory Blanks 2-6
2.3.7 Laboratory Control Sample Recovery (Blank Spikes) 2-6
2.3.8 Surrogate Recoveries 2-6
2.3.9 Matrix Spike/Matrix Spike Duplicate Recoveries 2-6
2.3.10 Laboratory Duplicate Result Agreement 2-6
2.3.11 Target Compound Identification 2-6
2.3.12 Compound Quantitation and Reporting Limits 2-6

List of Tables

Table 1-1: Field Sample and Laboratory ID Numbers 1-2
Table 1-2: Data Qualifier References 1-3
Table 1-3: Data Review Qualifier Codes 1-4

List of Appendices

Appendix A Level 4 Data Calculations
Appendix B Communications
Appendix C Qualified Data Table

Acronyms and Abbreviations

The following is a list of acronyms and abbreviations that may be used in data validation reports.

%D	percent difference	DFTPP	decafluorotriphenylphosphine
%R	percent recovery	DOD	Department Of Defense
µg/L	microgram per liter	DQAR	data quality assessment report
mg/L	milligram per liter	DUP	laboratory duplicate
pg/L	picogram per liter	DVP	data validation procedure
µg/kg	microgram per kilogram	EDB	ethylene dibromide
mg/kg	Milligram per kilogram	EDL	estimated detection limit
ng/kg	nanogram per kilogram	EICP	extracted ion current profile
pg/g	picogram per gram	EPA	Environmental Protection Agency, United States
AA	atomic absorption	EB	equipment blank
ARRF	average relative response factor	FB	field blank
BFB	bromofluorobenzene	GC	gas chromatography
BNA	base/neutral/acid compounds	GC/ECD	gas chromatography/electron capture detector
CCB	continuing calibration blank	GC/ ELCD	gas chromatography/electrolytic conductivity detector (Hall detector)
CCC	calibration check compound	GC/FPD	gas chromatography/flame photometric detector
CCV	continuing calibration verification	GC/MS	gas chromatography/mass spectrometry
CF	calibration factor	GC/PID	gas chromatography/photoionization detector
CLP	Contract Laboratory Program	GFAA	graphite furnace atomic absorption
COC	chain of custody record	GPC	gel permeation chromatography
COD	chemical oxygen demand	Hg	mercury
CTO	contract task order	HPLC	high-performance liquid chromatography
CVAA	cold vapor atomic absorption	HRGC/ HRMS	high resolution gas chromatography/high resolution mass spectrometry
DBCP	Dibromochloropropane	RF r2	response factor coefficient of determination
DCB	decachlorobiphenyl	RICRF	reconstructed ion chromatogram response factor
4,4'-DDD	4,4'-dichlorodiphenyldichloroethane	RLRIC	reporting limit reconstructed ion chromatogram
4,4'-DDE	4,4'-	RPDRL	relative percent difference reporting limit

	dichlorodiphenyldichloroethylene		
4,4'-DDT	4,4'-dichlorodiphenyltrichloroethane	RRFRPD	relative response factor relative percent difference
ICV	initial calibration verification	RRT RRF	relative retention time relative response factor
IDL	instrument detection limit	RSDRRT	relative standard deviation relative retention time
IR	infrared spectroscopy	RTRSD	retention time relative standard deviation
IRP	installation restoration program	RT	retention time
IS	internal standards	HT	holding time
LCS	laboratory control sample	ICB	initial calibration blank
MBAS	methyl blue active substance	ICP	inductively coupled plasma
MDL	method detection limit	ICS	interference check sample
MS	matrix spike	SDG	sample delivery group
MSA	method of standard addition	SICP	selected ion current profiles
MSD	matrix spike duplicate	s/n	signal to noise ratio
m/z	mass to charge ratio	SOP	standard operating procedure
NFESC	Naval Facilities Engineering Services Center	SOW	statement of work
OP	organophosphorus	SPCC	system performance check compound
PAH	polynuclear aromatic hydrocarbon	SRM	standard reference material
PARCC	precision, accuracy, representativeness, comparability, completeness	SVOC	semivolatile organic compound
PCB	polychlorinated biphenyl	TB	trip blank
PCDD	polychlorinated dibenzodioxin	TCDD	tetrachlorodibenzodioxin
PCDF	polychlorinated dibenzofuran	TCX	tetrachloro-m-xylene
PE	performance evaluation	TDS	total dissolved solids
PEM	performance evaluation mixture	TIC	tentatively identified compound
PFK	perfluorokerosene	TOC	total organic carbon
PQO	project quality objective	TOX	total organic halides
QAPFK	quality assurance perfluorokerosene	TPHE	total petroleum hydrocarbons as extractables

QACQA	quality assurance coordinator quality assurance	UV/VIS	ultraviolet/visible
QAPPQAC	quality assurance project plan quality assurance coordinator	VOA	volatile organic analysis
QCQAPP	quality control quality assurance project plan	VOC	volatile organic compound
QSMQC	quality system manual quality control	VTSR	validated time of sample receipt
rQSM	correlation coefficient quality system manual	WDM	window defining mixture
r2r	coefficient of determination correlation coefficient	DDMU	Benzene, 1,1'-(chloroethenylidene)bis[4-chloro-
DDNU	1,1-Bis(4-chlorophenyl)ethene		

1.0 INTRODUCTION

This data validation report (DVR) contains the results of the data validation conducted for samples collected and analyzed as part of the Remedial Action – Monitored Natural Recovery Component, Palos Verdes Shelf located in Los Angeles County, California. The investigation was conducted according to contract number 68HE0318D0004, Task Order Number 68HE0921F0026. This DVR was subcontracted to E-Lab Consultants (purchase order number; 148047694) from CH2M Hill, Inc. to serve third party data assessment purposes and evaluates the laboratory data contained in the Sample Delivery Group (SDG) listed in **Table 1-1**.

These samples were analyzed in accordance with the approved United States Environmental Protection Agency Bligh and Dyer 1959, Chlorinated Biphenyl Congeners in Water, Soil, Sediment, Biosolids, and Tissue by HRGC/HRMS, and Pesticides in water, soil, sediment, biosolids, and tissue by HRGC/HRMS specific methods or approved laboratory standard operating procedures. **Table 1-1** provides a list of the samples collected, a laboratory sample number cross-reference, sample matrix, date collected, sample purpose, and analytical methods performed for each sample pertaining to this DVR. This DVR is conducted per the analysis requested on the COC in accordance with the Draft Quality Assurance Project Plan for Fish Sampling Program 2022, Version 02 (QAPP).

The data were evaluated against the quantitative acceptance limits given in the QAPP for the data quality parameters required by the QAPP. **Appendix A** contains full data validation calculations, **Appendix B** contains e-mail communication between Jacobs/Elab/Laboratory, and **Appendix C** contains the qualified data table.

In accordance with QAPP, a review of the data was conducted independent of the laboratory. This review consisted of an evaluation of laboratory performance criteria from the case narrative and an evaluation of the sample-specific criteria included in the laboratory data packages in accordance with the method specific guidance documents.

The validation consists of an evaluation of the chain of custody and associated laboratory sample receipt forms, proper sample preservations, holding times, initial calibration and continuing calibration procedures and results, laboratory control sample (LCS) (and duplicate [LCSD] if reported) accuracy and precision, matrix spike (MS) and matrix spike duplicate (MSD) sample analyses, method blanks, field blanks, and field duplicate precision.

Additional (as applicable) review included.

- Organic Analysis; internal standards, surrogate recoveries, instrument tuning, initial calibration, second source calibration verification, continuing calibration

verification, internal standards, degradation summaries, retention times, second column or second detector confirmations

- Inorganic Analysis; Laboratory duplicate precision, instrument tuning, initial calibration, Low-Level Calibration Check Standard, initial and continuing calibration verification, initial and continuing calibration blanks, interference check sample, internal standards, serial dilution results, post digestion spike recoveries, interelement correction factors

The results of the independent data review are presented in **Section 2.0**.

Table 1-1: Field Sample and Laboratory ID Numbers

Field I.D.	Lab I.D.	Matrix	Date Collected	Purpose	Analytical Methods
RF-FT-SB-003-F-2205	2206115-01	TF	30-May-22 08:30	N	A,B,C
RF-FT-SB-003-C-2205	2206115-02	TF	30-May-22 08:30	N	A,B,C
RF-FT-SB-004-F-2205	2206115-03	TF	30-May-22 08:40	N	A,B,C
RF-FT-SB-004-C-2205	2206115-04	TF	30-May-22 08:40	N	A,B,C
RF-FT-SB-005-F-2205	2206115-05	TF	30-May-22 09:00	N	A,B,C
RF-FT-SB-005-C-2205	2206115-06	TF	30-May-22 09:00	N	A,B,C
RF-FT-SB-006-F-2205	2206115-07	TF	30-May-22 09:30	N	A,B,C
RF-FT-SB-006-C-2205	2206115-08	TF	30-May-22 09:30	N	A,B,C
RF-FT-SB-007-F-2205	2206115-09	TF	30-May-22 10:00	N	A,B,C
RF-FT-SB-007-C-2205	2206115-10	TF	30-May-22 10:00	N	A,B,C
RF-FT-SB-008-F-2205	2206115-11	TF	30-May-22 10:15	N	A,B,C
RF-FT-SB-008-C-2205	2206115-12	TF	30-May-22 10:15	N	A,B,C
RF-FT-SB-009-F-2205	2206115-13	TF	30-May-22 10:30	N	A,B,C
RF-FT-SB-009-C-2205	2206115-14	TF	30-May-22 10:30	N	A,B,C
RF-FT-SB-010-F-2205	2206115-15	TF	30-May-22 11:15	N	A,B,C

Field I.D.	Lab I.D.	Matrix	Date Collected	Purpose	Analytical Methods
RF-FT-SB-010-C-2205	2206115-16	TF	30-May-22 11:15	N	A,B,C
RF-FT-SB-011-F-2205	2206115-17	TF	30-May-22 12:00	N	A,B,C
RF-FT-SB-011-C-2205	2206115-18	TF	30-May-22 12:00	N	A,B,C
RF-FT-SB-012-F-2205	2206115-19	TF	30-May-22 12:30	N	A,B,C
RF-FT-SB-012-C-2205	2206115-20	TF	30-May-22 12:30	N	A,B,C
RF-FT-SB-013-F-2205	2206115-21	TF	30-May-22 13:00	N	A,B,C

TF-Fish Tissues
N-Normal Environmental Sample
N*-No parent sample was submitted for analysis.
Analytical Methods: A-EPA Method 1959 - Lipids

B- EPA Method 1668C - PCB Congeners (GC/MS)

C- EPA Method 1699- Organochlorine Pesticides (GC/MS)

Following the specifications in the QAPP related to the data validation process, the data were annotated with data validation qualifiers and codes as described in Table 1-2 and Table 1-3**.**

Table 1-2: Data Qualifier References

Qualifier	Organics	Inorganics
U	The analyte was analyzed for but was not detected above the method detection limit.	The analyte was analyzed for but was not detected above the method detection limit.
J	The analyte was positively identified; the associated numerical value is the approximate concentration of the analyte in the sample.	The result is an estimated quantity. The associated numerical value is the approximate concentration of the analyte in the sample.
N	The analysis indicates the presence of an analyte for which there is presumptive evidence to make a "tentative identification."	Not applicable.
NJ	The analysis indicates the presence of an analyte that has been "tentatively identified" and the associated numerical value represents its	Not applicable.

Qualifier	Organics	Inorganics
	approximate concentration.	
UJ	The analyte was not detected above the method detection limit. However, the associated value is approximate and may or may not represent the actual limit of quantitation necessary to accurately and precisely measure the analyte in the sample.	The analyte was analyzed for but was not detected. The associated value is an estimate and may be inaccurate or imprecise.
R	The sample results are rejected due to serious deficiencies in the ability to analyze the sample and to meet quality control criteria. The presence or absence of the analyte cannot be verified.	The data are unusable. The sample results are rejected due to serious deficiencies in meeting the Quality Control (QC) criteria. The analyte may or may not be present in the sample.

Table 1-3: Data Review Qualifier Codes

Qualifier	Organics	Inorganics
H	Holding times were exceeded.	Holding times were exceeded.
S	Surrogate recovery was outside QC limits.	The sequence or number of standards used for the calibration was incorrect.
C	Calibration %RSD, r, r2 or %D were noncompliant	Correlation coefficient is <0.995.
R	Calibration RRF was <0.05.	%R for calibration is not within control limits
B	Presumed contamination from preparation (method blank)	Presumed contamination from preparation (method) blank or calibration blank
L	Laboratory Control Sample/Laboratory Control Sample Duplicate %R or RPD was not within control limits	Laboratory Control Sample/Laboratory Control Sample Duplicate %R or RPD was not within control limits
Q	MS/MSD recovery was poor	MS/MSD recovery was poor.
E	MS/MSD or Duplicate RPD was high.	MS/MSD or Duplicate RPD or difference was high.
I	Internal standard performance was unsatisfactory	ICP ICS results were unsatisfactory.
A	Not applicable.	ICP Serial Dilution %D were not within control limits
M	Instrument Performance Check (BFB or DFTPP) was noncompliant	Not applicable.

Qualifier	Organics	Inorganics
T	Presumed contamination from trip blank.	Not applicable.
F	Presumed contamination from FB or ER.	Presumed contamination from FB or ER.
D	The analysis with this flag should not be used because another more technically sound analysis is available.	The analysis with this flag should not be used because another more technically sound analysis is available.
P	Instrument performance for pesticides was poor	Post Digestion Spike recovery was not within control limits
*#	Unusual problems found with the data that have been described in Section 2, "Data Validation Findings." The number following the asterisk (*) will indicate the section in the validation report where a description of the problem can be found.	Unusual problems found with the data that have been described in Section 2, "Data Validation Findings." The number following the asterisk (*) will indicate the section in the validation report where a description of the problem can be found.

2.0 DATA VALIDATION RESULTS

2.1 Lipids by EPA Method 1959

2.1.1 Sample Preservation, Handling, and Transport

All samples arrived at the laboratory on time, and within preservation requirements. All QC requirements were met as required by the QAPP.

2.1.2 Chain of Custody and Holding Times

A cross reference of the COC and analytical report has concluded all extractions and analysis were performed within the required holding times.

- A revised Chain-of-Custody (COC) was received by email on June 07, 2022.

2.1.3 Laboratory Duplicates

A sample is analyzed in duplicate with each extraction batch of 20 or fewer samples. The relative percent difference (RPD) is calculated for all duplicate samples and should be no more than 25%.

- All samples were within 25%.

2.2 PCBs by EPA Method 1668C

2.2.1 Sample Preservation, Handling, and Transport

All samples arrived at the laboratory on time, and within preservation requirements. All QC requirements were met as required by the QAPP.

2.2.2 Chain of Custody and Holding Times

A cross reference of the COC and analytical report has concluded all extractions and analysis were performed within the required holding times.

- A revised Chain-of-Custody (COC) was received by email on June 07, 2022.

2.2.3 Instrument Performance Checks

Data were verified that the mass spectral abundance and assignment are correct and within the method requirements. All samples were analyzed with an acceptable PFK performance check.

2.2.4 Initial Calibrations

All initial calibration average %RSD were within the method requirements.

2.2.5 Initial Calibration Verifications

The initial calibration curve was verified with a second source standard mix that contained all target compounds. All recoveries were acceptable.

2.2.6 Continuing Calibrations

Continuing calibration percent differences were within the requirements as stipulated. Continuing Calibrations were performed with acceptable results on a 12-hour basis. Full data validation verified the raw data compared to the Form VII values. No discrepancies were revealed.

2.2.7 Laboratory Blanks

Each analytical batch was represented with a MB. All compounds were within reporting limits except for PCB-18, PCB-28, PCB-43/49, PCB-44 and PCB-52/69 that were detected in Method Blank B22K098-BLK1 associated with batch B22K098, over the reporting limit. These analytes were also detected in the samples in the batch. No other analytes were detected outside the reporting limits.

Analyte	Result
2,2',5-Trichlorobiphenyl (PCB-18)	0.803
2,4,4'-Trichlorobiphenyl (PCB-28)	0.536
PCB43+49	1.20
2,2',3,5'-Tetrachlorobiphenyl (PCB-44)	1.90
PCB52+69	1.74

- Parent samples, listed below (sample code), were qualified- U/J,B.

SAMPLE CODE	LAB ID	CHEMICAL NAME	RESULT VALUE	DETECT FLAG	LQ	VQ	CODE
RF-FT-SB-003-F-2205	2206115-01	2,2',3,5'-Tetrachlorobiphenyl (PCB-44)	19.9	Y		J	B
RF-FT-SB-003-C-2205	2206115-02	2,2',3,5'-Tetrachlorobiphenyl (PCB-44)	107	Y		J	B
RF-FT-SB-004-F-2205	2206115-03	2,2',3,5'-Tetrachlorobiphenyl (PCB-44)	47.3	Y		J	B
RF-FT-SB-004-C-2205	2206115-04	2,2',3,5'-Tetrachlorobiphenyl (PCB-44)	294	Y		J	B
RF-FT-SB-005-F-2205	2206115-05	2,2',3,5'-Tetrachlorobiphenyl (PCB-44)	84.9	Y		J	B
RF-FT-SB-005-C-2205	2206115-06	2,2',3,5'-Tetrachlorobiphenyl (PCB-44)	349	Y		J	B
RF-FT-SB-006-F-2205	2206115-07	2,2',3,5'-Tetrachlorobiphenyl (PCB-44)	19.4	Y		J	B
RF-FT-SB-006-C-2205	2206115-08	2,2',3,5'-Tetrachlorobiphenyl (PCB-44)	201	Y		J	B
RF-FT-SB-007-F-2205	2206115-09	2,2',3,5'-Tetrachlorobiphenyl (PCB-44)	44.2	Y		J	B
RF-FT-SB-007-C-2205	2206115-10	2,2',3,5'-Tetrachlorobiphenyl (PCB-44)	405	Y		J	B
RF-FT-SB-008-F-2205	2206115-11	2,2',3,5'-Tetrachlorobiphenyl (PCB-44)	29.2	Y		J	B
RF-FT-SB-008-C-2205	2206115-12	2,2',3,5'-Tetrachlorobiphenyl (PCB-44)	119	Y	B	J	B
RF-FT-SB-009-F-2205	2206115-13	2,2',3,5'-Tetrachlorobiphenyl (PCB-44)	53.4	Y	B	J	B
RF-FT-SB-009-C-2205	2206115-14	2,2',3,5'-Tetrachlorobiphenyl (PCB-44)	336	Y	B	J	B
RF-FT-SB-010-F-2205	2206115-15	2,2',3,5'-Tetrachlorobiphenyl (PCB-44)	5.41	N	B	U	B
RF-FT-SB-010-C-2205	2206115-16	2,2',3,5'-Tetrachlorobiphenyl (PCB-44)	13.4	Y	B	J	B
RF-FT-SB-011-F-2205	2206115-17	2,2',3,5'-Tetrachlorobiphenyl (PCB-44)	70.6	Y	B	J	B
RF-FT-SB-011-C-2205	2206115-18	2,2',3,5'-Tetrachlorobiphenyl (PCB-44)	494	Y	B	J	B
RF-FT-SB-012-F-2205	2206115-19	2,2',3,5'-Tetrachlorobiphenyl (PCB-44)	48.5	Y	B	J	B
RF-FT-SB-012-C-2205	2206115-20	2,2',3,5'-Tetrachlorobiphenyl (PCB-44)	663	Y	B	J	B
RF-FT-SB-013-F-2205	2206115-21	2,2',3,5'-Tetrachlorobiphenyl (PCB-44)	28.2	Y	B	J	B

SAMPLE CODE	LAB ID	CHEMICAL NAME	RESULT VALUE	DETECT FLAG	LQ	VQ	CODE
RF-FT-SB-013-C-2205	2206115-22	2,2',3,5'-Tetrachlorobiphenyl (PCB-44)	261	Y	B	J	B
RF-FT-SB-004-C-2205	2206115-04	2,2',5-Trichlorobiphenyl (PCB-18)	5.94	Y		J	B
RF-FT-SB-005-C-2205	2206115-06	2,2',5-Trichlorobiphenyl (PCB-18)	7.82	Y		J	B
RF-FT-SB-006-C-2205	2206115-08	2,2',5-Trichlorobiphenyl (PCB-18)	5.89	Y		J	B
RF-FT-SB-007-C-2205	2206115-10	2,2',5-Trichlorobiphenyl (PCB-18)	5.85	Y		J	B
RF-FT-SB-003-F-2205	2206115-01	2,2',5-Trichlorobiphenyl (PCB-18)	0.562	N		U	B
RF-FT-SB-003-C-2205	2206115-02	2,2',5-Trichlorobiphenyl (PCB-18)	2.17	N		U	B
RF-FT-SB-004-F-2205	2206115-03	2,2',5-Trichlorobiphenyl (PCB-18)	1.26	N		U	B
RF-FT-SB-009-C-2205	2206115-14	2,2',5-Trichlorobiphenyl (PCB-18)	13.3	Y	B	J	B
RF-FT-SB-005-F-2205	2206115-05	2,2',5-Trichlorobiphenyl (PCB-18)	1.80	N		U	B
RF-FT-SB-006-F-2205	2206115-07	2,2',5-Trichlorobiphenyl (PCB-18)	0.743	N		U	B
RF-FT-SB-007-F-2205	2206115-09	2,2',5-Trichlorobiphenyl (PCB-18)	0.699	N		U	B
RF-FT-SB-008-F-2205	2206115-11	2,2',5-Trichlorobiphenyl (PCB-18)	0.584	N		U	B
RF-FT-SB-008-C-2205	2206115-12	2,2',5-Trichlorobiphenyl (PCB-18)	3.24	N	B	U	B
RF-FT-SB-009-F-2205	2206115-13	2,2',5-Trichlorobiphenyl (PCB-18)	2.75	N	B	U	B
RF-FT-SB-010-F-2205	2206115-15	2,2',5-Trichlorobiphenyl (PCB-18)	1.53	N	B	U	B
RF-FT-SB-010-C-2205	2206115-16	2,2',5-Trichlorobiphenyl (PCB-18)	2.82	N	B	U	B
RF-FT-SB-011-F-2205	2206115-17	2,2',5-Trichlorobiphenyl (PCB-18)	2.99	N	B	U	B
RF-FT-SB-011-C-2205	2206115-18	2,2',5-Trichlorobiphenyl (PCB-18)	19.1	Y	B	J	B
RF-FT-SB-012-F-2205	2206115-19	2,2',5-Trichlorobiphenyl (PCB-18)	0.815	N	B	U	B
RF-FT-SB-012-C-2205	2206115-20	2,2',5-Trichlorobiphenyl (PCB-18)	3.72	N	B	U	B
RF-FT-SB-013-F-2205	2206115-21	2,2',5-Trichlorobiphenyl (PCB-18)	1.02	N	B	U	B
RF-FT-SB-013-C-2205	2206115-22	2,2',5-Trichlorobiphenyl (PCB-18)	5.93	Y	B	J	B
RF-FT-SB-003-F-2205	2206115-01	2,4,4'-Trichlorobiphenyl (PCB-28)	27.5	Y		J	B
RF-FT-SB-003-C-2205	2206115-02	2,4,4'-Trichlorobiphenyl (PCB-28)	139	Y		J	B
RF-FT-SB-004-F-2205	2206115-03	2,4,4'-Trichlorobiphenyl (PCB-28)	35.9	Y		J	B
RF-FT-SB-004-C-2205	2206115-04	2,4,4'-Trichlorobiphenyl (PCB-28)	196	Y		J	B
RF-FT-SB-005-F-2205	2206115-05	2,4,4'-Trichlorobiphenyl (PCB-28)	125	Y		J	B
RF-FT-SB-005-C-2205	2206115-06	2,4,4'-Trichlorobiphenyl (PCB-28)	538	Y		J	B
RF-FT-SB-006-F-2205	2206115-07	2,4,4'-Trichlorobiphenyl (PCB-28)	30.5	Y		J	B
RF-FT-SB-006-C-2205	2206115-08	2,4,4'-Trichlorobiphenyl (PCB-28)	327	Y		J	B
RF-FT-SB-007-F-2205	2206115-09	2,4,4'-Trichlorobiphenyl (PCB-28)	61.8	Y		J	B
RF-FT-SB-007-C-2205	2206115-10	2,4,4'-Trichlorobiphenyl (PCB-28)	594	Y		J	B
RF-FT-SB-008-F-2205	2206115-11	2,4,4'-Trichlorobiphenyl (PCB-28)	22.2	Y		J	B
RF-FT-SB-008-C-2205	2206115-12	2,4,4'-Trichlorobiphenyl (PCB-28)	103	Y	B	J	B
RF-FT-SB-009-F-2205	2206115-13	2,4,4'-Trichlorobiphenyl (PCB-28)	42.7	Y	B	J	B
RF-FT-SB-009-C-2205	2206115-14	2,4,4'-Trichlorobiphenyl (PCB-28)	312	Y	B	J	B
RF-FT-SB-010-F-2205	2206115-15	2,4,4'-Trichlorobiphenyl (PCB-28)	39.1	Y	B	J	B
RF-FT-SB-010-C-2205	2206115-16	2,4,4'-Trichlorobiphenyl (PCB-28)	260	Y	B	J	B
RF-FT-SB-011-F-2205	2206115-17	2,4,4'-Trichlorobiphenyl (PCB-28)	87.9	Y	B	J	B
RF-FT-SB-011-C-2205	2206115-18	2,4,4'-Trichlorobiphenyl (PCB-28)	667	Y	B	J	B
RF-FT-SB-012-F-2205	2206115-19	2,4,4'-Trichlorobiphenyl (PCB-28)	38.5	Y	B	J	B
RF-FT-SB-012-C-2205	2206115-20	2,4,4'-Trichlorobiphenyl (PCB-28)	571	Y	B	J	B
RF-FT-SB-013-F-2205	2206115-21	2,4,4'-Trichlorobiphenyl (PCB-28)	24.3	Y	B	J	B
RF-FT-SB-013-C-2205	2206115-22	2,4,4'-Trichlorobiphenyl (PCB-28)	238	Y	B	J	B

SAMPLE CODE	LAB ID	CHEMICAL NAME	RESULT VALUE	DETECT FLAG	LQ	VQ	CODE
RF-FT-SB-003-F-2205	2206115-01	PCB43+49	189	Y		J	B
RF-FT-SB-003-C-2205	2206115-02	PCB43+49	939	Y		J	B
RF-FT-SB-004-F-2205	2206115-03	PCB43+49	210	Y		J	B
RF-FT-SB-004-C-2205	2206115-04	PCB43+49	1260	Y		J	B
RF-FT-SB-005-F-2205	2206115-05	PCB43+49	555	Y		J	B
RF-FT-SB-005-C-2205	2206115-06	PCB43+49	2110	Y		J	B
RF-FT-SB-006-F-2205	2206115-07	PCB43+49	107	Y		J	B
RF-FT-SB-006-C-2205	2206115-08	PCB43+49	1200	Y		J	B
RF-FT-SB-007-F-2205	2206115-09	PCB43+49	271	Y		J	B
RF-FT-SB-007-C-2205	2206115-10	PCB43+49	2550	Y		J	B
RF-FT-SB-008-F-2205	2206115-11	PCB43+49	177	Y		J	B
RF-FT-SB-008-C-2205	2206115-12	PCB43+49	723	Y	B	J	B
RF-FT-SB-009-F-2205	2206115-13	PCB43+49	231	Y	B	J	B
RF-FT-SB-009-C-2205	2206115-14	PCB43+49	1750	Y	B	J	B
RF-FT-SB-010-F-2205	2206115-15	PCB43+49	124	Y	B	J	B
RF-FT-SB-010-C-2205	2206115-16	PCB43+49	843	Y	B	J	B
RF-FT-SB-011-F-2205	2206115-17	PCB43+49	441	Y	B	J	B
RF-FT-SB-011-C-2205	2206115-18	PCB43+49	3500	Y	B	J	B
RF-FT-SB-012-F-2205	2206115-19	PCB43+49	172	Y	B	J	B
RF-FT-SB-012-C-2205	2206115-20	PCB43+49	2630	Y	B	J	B
RF-FT-SB-013-F-2205	2206115-21	PCB43+49	101	Y	B	J	B
RF-FT-SB-013-C-2205	2206115-22	PCB43+49	907	Y	B	J	B
RF-FT-SB-003-F-2205	2206115-01	PCB52+69	143	Y		J	B
RF-FT-SB-003-C-2205	2206115-02	PCB52+69	720	Y		J	B
RF-FT-SB-004-F-2205	2206115-03	PCB52+69	149	Y		J	B
RF-FT-SB-004-C-2205	2206115-04	PCB52+69	887	Y		J	B
RF-FT-SB-005-F-2205	2206115-05	PCB52+69	379	Y		J	B
RF-FT-SB-005-C-2205	2206115-06	PCB52+69	1490	Y		J	B
RF-FT-SB-006-F-2205	2206115-07	PCB52+69	85.2	Y		J	B
RF-FT-SB-006-C-2205	2206115-08	PCB52+69	909	Y		J	B
RF-FT-SB-007-F-2205	2206115-09	PCB52+69	182	Y		J	B
RF-FT-SB-007-C-2205	2206115-10	PCB52+69	1620	Y		J	B
RF-FT-SB-008-F-2205	2206115-11	PCB52+69	130	Y		J	B
RF-FT-SB-008-C-2205	2206115-12	PCB52+69	511	Y	B	J	B
RF-FT-SB-009-F-2205	2206115-13	PCB52+69	152	Y	B	J	B
RF-FT-SB-009-C-2205	2206115-14	PCB52+69	1120	Y	B	J	B
RF-FT-SB-010-F-2205	2206115-15	PCB52+69	44.4	Y	B	J	B
RF-FT-SB-010-C-2205	2206115-16	PCB52+69	278	Y	B	J	B
RF-FT-SB-011-F-2205	2206115-17	PCB52+69	277	Y	B	J	B
RF-FT-SB-011-C-2205	2206115-18	PCB52+69	1960	Y	B	J	B
RF-FT-SB-012-F-2205	2206115-19	PCB52+69	116	Y	B	J	B
RF-FT-SB-012-C-2205	2206115-20	PCB52+69	1650	Y	B	J	B
RF-FT-SB-013-F-2205	2206115-21	PCB52+69	84.2	Y	B	J	B
RF-FT-SB-013-C-2205	2206115-22	PCB52+69	742	Y	B	J	B

2.2.8 Laboratory Control Sample Recovery (Blank Spikes)

All LCS recoveries were within QC limits.

2.2.9 Surrogate Recoveries

All surrogate recoveries were within QC limits.

2.2.10 Matrix Spike/Matrix Spike Duplicate Recoveries

Matrix spike samples were not designated for this SDG.

2.2.11 Laboratory Duplicate Result Agreement

Samples RF-FT-SB-011-F-2205 (B22K098-DUP1) and RF-FT-SB-011-C-2205 (B22K098-DUP2) were used for duplicating.

- PCB-77, PCB-126, and PCB-168, were outside RPD acceptance criteria.
  - Parent samples, RF-FT-SB-011-F-2205 and RF-FT-SB-011-C-2205, are qualified UJ/J,E.

2.2.12 Target Compound Identification

Target Compounds were reviewed for their pattern responses and retention times.

2.2.13 Compound Quantitation and Reporting Limits

Reporting limits were verified to be equal to the Level of Detection (LOD). The LODs have been verified to meet or exceed the project required performance standards. Sample dilutions, cleanup concentrations, and moisture correction and reanalysis have been applied to all reportable results. Ten percent of the reported data was validated for quantification and qualifications. None of the data was miscalculated or patterns misidentified.

2.3 Pesticides by EPA Method 1699

2.3.1 Sample Preservation, Handling, and Transport

All samples arrived at the laboratory intact, on time, and within preservation requirements. All QC requirements were met as required by the QAPP.

2.3.2 Chain of Custody and Holding Times

A cross reference of the COC and analytical report has concluded all extractions and analysis were performed within the required holding times.

2.3.3 Initial Calibrations

All initial calibration average %RSD were within the method requirements.

2.3.4 Initial Calibration Verifications

The initial calibration curve was verified with a second source standard mix that contained all target compounds. All recoveries were acceptable.

2.3.5 Continuing Calibrations

Continuing Calibrations were performed with acceptable results on a 12-hour basis. Full data validation verified the raw data compared to the Form VII values. No discrepancies were revealed. Continuing calibration percent differences were within the requirements as stipulated.

2.3.6 Laboratory Blanks

Each analytical batch was represented with a MB. No analytes were detected above the sample quantitation limits in the Method Blanks.

2.3.7 Laboratory Control Sample Recovery (Blank Spikes)

All LCS recoveries were within QC limits.

2.3.8 Surrogate Recoveries

All surrogate recoveries were within QC limits.

2.3.9 Matrix Spike/Matrix Spike Duplicate Recoveries

Matrix spike samples were not designated for this SDG.

2.3.10 Laboratory Duplicate Result Agreement

Samples RF-FT-SB-011-F-2205 (B22K121-DUP1) and RF-FT-SB-011-C-2205 (B22K121-DUP2) were used for duplicating.

- 4,4'-DDT, 4,4'-DDNU, and 2,4'-DDT were outside RPD acceptance criteria.
  - Parent samples, RF-FT-SB-011-F-2205 and RF-FT-SB-011-C-2205, are qualified UJ/J,E.

2.3.11 Target Compound Identification

Target Compounds were reviewed for their pattern responses and retention times.

2.3.12 Compound Quantitation and Reporting Limits

Reporting limits were verified to be equal to the Level of Detection (LOD). The LODs have been verified to meet or exceed the project required performance standards. Sample dilutions, cleanup concentrations, and moisture correction and reanalysis have been applied to all reportable results. Ten percent of the reported data was validated for quantification and qualifications. None of the data was miscalculated or patterns misidentified. The laboratory notes the following elevated reporting limits.

Appendix A
Level 4 Data Calculations

NO LEVEL 4 DATA CALCULATIONS

Appendix B
Communications

This page left intentionally blank.

Appendix C
Qualified Data Table

#SYS SAMPLE CODE	LAB SAMPLE ID	CHEMICAL NAME	RESULT VALUE	DETECT FLAG	LAB QUALIFIERS	VALIDATOR QUALIFIERS	INTERPRETED QUALIFIERS	RESULT COMMENT
RF-FT-SB-011-F-2205	2206115-17	2,4'-DDT		N	U	UJ	U	E
RF-FT-SB-011-F-2205	2206115-17	4,4'-DDT	174	Y		J	J	E
RF-FT-SB-011-F-2205	2206115-17	4,4'-DDNU	8.51	Y	J	J	J	E
RF-FT-SB-011-C-2205	2206115-18	2,4'-DDT	37.9	Y		J	J	E
RF-FT-SB-011-C-2205	2206115-18	4,4'-DDT	1710	Y		J	J	E
RF-FT-SB-011-C-2205	2206115-18	4,4'-DDNU	65.8	Y		J	J	E
RF-FT-SB-003-F-2205	2206115-01	2,2',3,5'-Tetrachlorobiphenyl (PCB-44)	19.9	Y		J	J	B
RF-FT-SB-003-F-2205	2206115-01	2,2',5-Trichlorobiphenyl (PCB-18)	0.562	N		U	U	B
RF-FT-SB-003-F-2205	2206115-01	2,4,4'-Trichlorobiphenyl (PCB-28)	27.5	Y		J	J	B
RF-FT-SB-003-F-2205	2206115-01	PCB43+49	189	Y		J	J	B
RF-FT-SB-003-F-2205	2206115-01	PCB52+69	143	Y		J	J	B
RF-FT-SB-003-C-2205	2206115-02	2,2',3,5'-Tetrachlorobiphenyl (PCB-44)	107	Y		J	J	B
RF-FT-SB-003-C-2205	2206115-02	2,2',5-Trichlorobiphenyl (PCB-18)	2.17	N		U	U	B
RF-FT-SB-003-C-2205	2206115-02	2,4,4'-Trichlorobiphenyl (PCB-28)	139	Y		J	J	B

RF-FT-SB-003-C-2205	2206115-02	PCB43+49	939	Y		J	J	B
RF-FT-SB-003-C-2205	2206115-02	PCB52+69	720	Y		J	J	B
RF-FT-SB-004-F-2205	2206115-03	2,2',3,5'-Tetrachlorobiphenyl (PCB-44)	47.3	Y		J	J	B
RF-FT-SB-004-F-2205	2206115-03	2,2',5-Trichlorobiphenyl (PCB-18)	1.26	N		U	U	B
RF-FT-SB-004-F-2205	2206115-03	2,4,4'-Trichlorobiphenyl (PCB-28)	35.9	Y		J	J	B
RF-FT-SB-004-F-2205	2206115-03	PCB43+49	210	Y		J	J	B
RF-FT-SB-004-F-2205	2206115-03	PCB52+69	149	Y		J	J	B
RF-FT-SB-004-C-2205	2206115-04	2,2',3,5'-Tetrachlorobiphenyl (PCB-44)	294	Y		J	J	B
RF-FT-SB-004-C-2205	2206115-04	2,2',5-Trichlorobiphenyl (PCB-18)	5.94	Y		J	J	B
RF-FT-SB-004-C-2205	2206115-04	2,4,4'-Trichlorobiphenyl (PCB-28)	196	Y		J	J	B
RF-FT-SB-004-C-2205	2206115-04	PCB43+49	1260	Y		J	J	B
RF-FT-SB-004-C-2205	2206115-04	PCB52+69	887	Y		J	J	B
RF-FT-SB-005-F-2205	2206115-05	2,2',3,5'-Tetrachlorobiphenyl (PCB-44)	84.9	Y		J	J	B
RF-FT-SB-005-F-2205	2206115-05	2,2',5-Trichlorobiphenyl (PCB-18)	1.80	N		U	U	B
RF-FT-SB-005-F-2205	2206115-05	2,4,4'-Trichlorobiphenyl (PCB-28)	125	Y		J	J	B
RF-FT-SB-005-F-2205	2206115-05	PCB43+49	555	Y		J	J	B

RF-FT-SB-005-F-2205	2206115-05	PCB52+69	379	Y		J	J	B
RF-FT-SB-005-C-2205	2206115-06	2,2',3,5'-Tetrachlorobiphenyl (PCB-44)	349	Y		J	J	B
RF-FT-SB-005-C-2205	2206115-06	2,2',5-Trichlorobiphenyl (PCB-18)	7.82	Y		J	J	B
RF-FT-SB-005-C-2205	2206115-06	2,4,4'-Trichlorobiphenyl (PCB-28)	538	Y		J	J	B
RF-FT-SB-005-C-2205	2206115-06	PCB43+49	2110	Y		J	J	B
RF-FT-SB-005-C-2205	2206115-06	PCB52+69	1490	Y		J	J	B
RF-FT-SB-006-F-2205	2206115-07	2,2',3,5'-Tetrachlorobiphenyl (PCB-44)	19.4	Y		J	J	B
RF-FT-SB-006-F-2205	2206115-07	2,2',5-Trichlorobiphenyl (PCB-18)	0.743	N		U	U	B
RF-FT-SB-006-F-2205	2206115-07	2,4,4'-Trichlorobiphenyl (PCB-28)	30.5	Y		J	J	B
RF-FT-SB-006-F-2205	2206115-07	PCB43+49	107	Y		J	J	B
RF-FT-SB-006-F-2205	2206115-07	PCB52+69	85.2	Y		J	J	B
RF-FT-SB-006-C-2205	2206115-08	2,2',3,5'-Tetrachlorobiphenyl (PCB-44)	201	Y		J	J	B
RF-FT-SB-006-C-2205	2206115-08	2,2',5-Trichlorobiphenyl (PCB-18)	5.89	Y		J	J	B
RF-FT-SB-006-C-2205	2206115-08	2,4,4'-Trichlorobiphenyl (PCB-28)	327	Y		J	J	B
RF-FT-SB-006-C-2205	2206115-08	PCB43+49	1200	Y		J	J	B
RF-FT-SB-006-C-2205	2206115-08	PCB52+69	909	Y		J	J	B

RF-FT-SB-007-F-2205	2206115-09	2,2',3,5'-Tetrachlorobiphenyl (PCB-44)	44.2	Y		J	J	B
RF-FT-SB-007-F-2205	2206115-09	2,2',5-Trichlorobiphenyl (PCB-18)	0.699	N		U	U	B
RF-FT-SB-007-F-2205	2206115-09	2,4,4'-Trichlorobiphenyl (PCB-28)	61.8	Y		J	J	B
RF-FT-SB-007-F-2205	2206115-09	PCB43+49	271	Y		J	J	B
RF-FT-SB-007-F-2205	2206115-09	PCB52+69	182	Y		J	J	B
RF-FT-SB-007-C-2205	2206115-10	2,2',3,5'-Tetrachlorobiphenyl (PCB-44)	405	Y		J	J	B
RF-FT-SB-007-C-2205	2206115-10	2,2',5-Trichlorobiphenyl (PCB-18)	5.85	Y		J	J	B
RF-FT-SB-007-C-2205	2206115-10	2,4,4'-Trichlorobiphenyl (PCB-28)	594	Y		J	J	B
RF-FT-SB-007-C-2205	2206115-10	PCB43+49	2550	Y		J	J	B
RF-FT-SB-007-C-2205	2206115-10	PCB52+69	1620	Y		J	J	B
RF-FT-SB-008-F-2205	2206115-11	2,2',3,5'-Tetrachlorobiphenyl (PCB-44)	29.2	Y		J	J	B
RF-FT-SB-008-F-2205	2206115-11	2,2',5-Trichlorobiphenyl (PCB-18)	0.584	N		U	U	B
RF-FT-SB-008-F-2205	2206115-11	2,4,4'-Trichlorobiphenyl (PCB-28)	22.2	Y		J	J	B
RF-FT-SB-008-F-2205	2206115-11	PCB43+49	177	Y		J	J	B
RF-FT-SB-008-F-2205	2206115-11	PCB52+69	130	Y		J	J	B

RF-FT-SB-008-C-2205	2206115-12	2,2',3,5'-Tetrachlorobiphenyl (PCB-44)	119	Y	B	J	J	B
RF-FT-SB-008-C-2205	2206115-12	2,2',5-Trichlorobiphenyl (PCB-18)	3.24	N	B	U	U	B
RF-FT-SB-008-C-2205	2206115-12	2,4,4'-Trichlorobiphenyl (PCB-28)	103	Y	B	J	J	B
RF-FT-SB-008-C-2205	2206115-12	PCB43+49	723	Y	B	J	J	B
RF-FT-SB-008-C-2205	2206115-12	PCB52+69	511	Y	B	J	J	B
RF-FT-SB-009-F-2205	2206115-13	2,2',3,5'-Tetrachlorobiphenyl (PCB-44)	53.4	Y	B	J	J	B
RF-FT-SB-009-F-2205	2206115-13	2,2',5-Trichlorobiphenyl (PCB-18)	2.75	N	B	U	U	B
RF-FT-SB-009-F-2205	2206115-13	2,4,4'-Trichlorobiphenyl (PCB-28)	42.7	Y	B	J	J	B
RF-FT-SB-009-F-2205	2206115-13	PCB43+49	231	Y	B	J	J	B
RF-FT-SB-009-F-2205	2206115-13	PCB52+69	152	Y	B	J	J	B
RF-FT-SB-009-C-2205	2206115-14	2,2',3,5'-Tetrachlorobiphenyl (PCB-44)	336	Y	B	J	J	B
RF-FT-SB-009-C-2205	2206115-14	2,2',5-Trichlorobiphenyl (PCB-18)	13.3	Y	B	J	J	B
RF-FT-SB-009-C-2205	2206115-14	2,4,4'-Trichlorobiphenyl (PCB-28)	312	Y	B	J	J	B
RF-FT-SB-009-C-2205	2206115-14	PCB43+49	1750	Y	B	J	J	B
RF-FT-SB-009-C-2205	2206115-14	PCB52+69	1120	Y	B	J	J	B

RF-FT-SB-010-F-2205	2206115-15	2,2',3,5'-Tetrachlorobiphenyl (PCB-44)	5.41	N	B	U	U	B
RF-FT-SB-010-F-2205	2206115-15	2,2',5-Trichlorobiphenyl (PCB-18)	1.53	N	B	U	U	B
RF-FT-SB-010-F-2205	2206115-15	2,4,4'-Trichlorobiphenyl (PCB-28)	39.1	Y	B	J	J	B
RF-FT-SB-010-F-2205	2206115-15	PCB43+49	124	Y	B	J	J	B
RF-FT-SB-010-F-2205	2206115-15	PCB52+69	44.4	Y	B	J	J	B
RF-FT-SB-010-C-2205	2206115-16	2,2',3,5'-Tetrachlorobiphenyl (PCB-44)	13.4	Y	B	J	J	B
RF-FT-SB-010-C-2205	2206115-16	2,2',5-Trichlorobiphenyl (PCB-18)	2.82	N	B	U	U	B
RF-FT-SB-010-C-2205	2206115-16	2,4,4'-Trichlorobiphenyl (PCB-28)	260	Y	B	J	J	B
RF-FT-SB-010-C-2205	2206115-16	PCB43+49	843	Y	B	J	J	B
RF-FT-SB-010-C-2205	2206115-16	PCB52+69	278	Y	B	J	J	B
RF-FT-SB-011-F-2205	2206115-17	2,2',3,5'-Tetrachlorobiphenyl (PCB-44)	70.6	Y	B	J	J	B
RF-FT-SB-011-F-2205	2206115-17	2,2',5-Trichlorobiphenyl (PCB-18)	2.99	N	B	U	U	B
RF-FT-SB-011-F-2205	2206115-17	2,4,4'-Trichlorobiphenyl (PCB-28)	87.9	Y	B	J	J	B
RF-FT-SB-011-F-2205	2206115-17	3,3',4,4'-Tetrachlorobiphenyl (PCB-77)	2.47	Y		J	J	E
RF-FT-SB-011-F-2205	2206115-17	3,3',4,4',5-Pentachlorobiphenyl (PCB-126)	6.20	Y		J	J	E

RF-FT-SB-011-F-2205	2206115-17	PCB-168	18.0	Y		J	J	E
RF-FT-SB-011-F-2205	2206115-17	PCB43+49	441	Y	B	J	J	B
RF-FT-SB-011-F-2205	2206115-17	PCB52+69	277	Y	B	J	J	B
RF-FT-SB-011-C-2205	2206115-18	2,2',3,5'-Tetrachlorobiphenyl (PCB-44)	494	Y	B	J	J	B
RF-FT-SB-011-C-2205	2206115-18	2,2',5-Trichlorobiphenyl (PCB-18)	19.1	Y	B	J	J	B
RF-FT-SB-011-C-2205	2206115-18	2,4,4'-Trichlorobiphenyl (PCB-28)	667	Y	B	J	J	B
RF-FT-SB-011-C-2205	2206115-18	3,3',4,4'-Tetrachlorobiphenyl (PCB-77)	17.9	Y		J	J	E
RF-FT-SB-011-C-2205	2206115-18	3,3',4,4',5-Pentachlorobiphenyl (PCB-126)	43.1	Y		J	J	E
RF-FT-SB-011-C-2205	2206115-18	PCB-168	175	Y		J	J	E
RF-FT-SB-011-C-2205	2206115-18	PCB43+49	3500	Y	B	J	J	B
RF-FT-SB-011-C-2205	2206115-18	PCB52+69	1960	Y	B	J	J	B
RF-FT-SB-012-F-2205	2206115-19	2,2',3,5'-Tetrachlorobiphenyl (PCB-44)	48.5	Y	B	J	J	B
RF-FT-SB-012-F-2205	2206115-19	2,2',5-Trichlorobiphenyl (PCB-18)	0.815	N	B	U	U	B
RF-FT-SB-012-F-2205	2206115-19	2,4,4'-Trichlorobiphenyl (PCB-28)	38.5	Y	B	J	J	B
RF-FT-SB-012-F-2205	2206115-19	PCB43+49	172	Y	B	J	J	B

RF-FT-SB-012-F-2205	2206115-19	PCB52+69	116	Y	B	J	J	B
RF-FT-SB-012-C-2205	2206115-20	2,2',3,5'-Tetrachlorobiphenyl (PCB-44)	663	Y	B	J	J	B
RF-FT-SB-012-C-2205	2206115-20	2,2',5-Trichlorobiphenyl (PCB-18)	3.72	N	B	U	U	B
RF-FT-SB-012-C-2205	2206115-20	2,4,4'-Trichlorobiphenyl (PCB-28)	571	Y	B	J	J	B
RF-FT-SB-012-C-2205	2206115-20	PCB43+49	2630	Y	B	J	J	B
RF-FT-SB-012-C-2205	2206115-20	PCB52+69	1650	Y	B	J	J	B
RF-FT-SB-013-F-2205	2206115-21	2,2',3,5'-Tetrachlorobiphenyl (PCB-44)	28.2	Y	B	J	J	B
RF-FT-SB-013-F-2205	2206115-21	2,2',5-Trichlorobiphenyl (PCB-18)	1.02	N	B	U	U	B
RF-FT-SB-013-F-2205	2206115-21	2,4,4'-Trichlorobiphenyl (PCB-28)	24.3	Y	B	J	J	B
RF-FT-SB-013-F-2205	2206115-21	PCB43+49	101	Y	B	J	J	B
RF-FT-SB-013-F-2205	2206115-21	PCB52+69	84.2	Y	B	J	J	B
RF-FT-SB-013-C-2205	2206115-22	2,2',3,5'-Tetrachlorobiphenyl (PCB-44)	261	Y	B	J	J	B
RF-FT-SB-013-C-2205	2206115-22	2,2',5-Trichlorobiphenyl (PCB-18)	5.93	Y	B	J	J	B
RF-FT-SB-013-C-2205	2206115-22	2,4,4'-Trichlorobiphenyl (PCB-28)	238	Y	B	J	J	B
RF-FT-SB-013-C-2205	2206115-22	PCB43+49	907	Y	B	J	J	B
RF-FT-SB-013-C-2205	2206115-22	PCB52+69	742	Y	B	J	J	B

COVER LETTER

November 9, 2023
(October 31, 2023)
(October 20, 2023)

Ref; Vista Work Order No. 2206116, (12/29/2022)

Attn; Jeremy Bishop

Jacobs Engineering Group, Inc.
1100 NE Circle Blvd
Suite 300
Corvallis, Oregon 9733

Enclosed are the data validation reports for PALOS VERDES SHELF REMEDIAL ACTION-MONITORED NATURAL RECOVERY. 68HE03-18-D-0004 in connection with the D3502300-Montrose OU5 Palos Verdes Shelf.

The specific sample identifications are listed in the Sample Identification Table. The data packages were reviewed according to the Draft Quality Assurance Plan for Fish Sampling Program 2022 (Rev 02) and the following guidance documents, as applicable: National Functional Guidelines for Organic Superfund Methods Data Review, National Functional Guidelines for Inorganic Superfund Methods Data Review (01/2020), Laboratory method specific Standard Operating Procedures.

Larry Duty
Data Validation Project Manager

Table of Contents

List of Tables ..... **iii**
List of Appendices ..... **iii**
Acronyms and Abbreviations ..... **iv**

1.0 INTRODUCTION **1-1**
2.0 DATA VALIDATION RESULTS **2-1**
2.1 Lipids by EPA Method 1959 2-1
2.1.1 Sample Preservation, Handling, and Transport 2-1
2.1.2 Chain of Custody and Holding Times 2-1
2.1.3 Laboratory Duplicates 2-1
2.2 PCBs by EPA Method 1668C 2-1
2.2.1 Sample Preservation, Handling, and Transport 2-1
2.2.2 Chain of Custody and Holding Times 2-1
2.2.3 Instrument Performance Checks 2-1
2.2.4 Initial Calibrations 2-1
2.2.5 Initial Calibration Verifications 2-1
2.2.6 Continuing Calibrations 2-2
2.2.7 Laboratory Blanks 2-2
2.2.8 Laboratory Control Sample Recovery (Blank Spikes) 2-2
2.2.9 Surrogate Recoveries 2-2
2.2.10 Matrix Spike/Matrix Spike Duplicate Recoveries 2-2
2.2.11 Target Compound Identification 2-2
2.2.12 Compound Quantitation and Reporting Limits 2-2
2.3 Pesticides by EPA Method 1699 2-2
2.3.1 Sample Preservation, Handling, and Transport 2-2
2.3.2 Chain of Custody and Holding Times 2-2
2.3.3 Initial Calibrations 2-2
2.3.4 Initial Calibration Verifications 2-3
2.3.5 Continuing Calibrations 2-3
2.3.6 Laboratory Blanks 2-3
2.3.7 Laboratory Control Sample Recovery (Blank Spikes) 2-3
2.3.8 Surrogate Recoveries 2-3
2.3.9 Matrix Spike/Matrix Spike Duplicate Recoveries 2-3
2.3.10 Target Compound Identification 2-3
2.3.11 Compound Quantitation and Reporting Limits 2-3

List of Tables

Table 1-1: Field Sample and Laboratory ID Numbers 1-2
Table 1-2: Data Qualifier References 1-3
Table 1-3: Data Review Qualifier Codes 1-4

List of Appendices

Appendix A Level 4 Data Calculations
Appendix B Communications
Appendix C Qualified Data Table

Acronyms and Abbreviations

The following is a list of acronyms and abbreviations that may be used in data validation reports.

%D	percent difference	DFTPP	decafluorotriphenylphosphine
%R	percent recovery	DOD	Department Of Defense
µg/L	microgram per liter	DQAR	data quality assessment report
mg/L	milligram per liter	DUP	laboratory duplicate
pg/L	picogram per liter	DVP	data validation procedure
µg/kg	microgram per kilogram	EDB	ethylene dibromide
mg/kg	Milligram per kilogram	EDL	estimated detection limit
ng/kg	nanogram per kilogram	EICP	extracted ion current profile
pg/g	picogram per gram	EPA	Environmental Protection Agency, United States
AA	atomic absorption	EB	equipment blank
ARRF	average relative response factor	FB	field blank
BFB	bromofluorobenzene	GC	gas chromatography
BNA	base/neutral/acid compounds	GC/ECD	gas chromatography/electron capture detector
CCB	continuing calibration blank	GC/ELCD	gas chromatography/electrolytic conductivity detector (Hall detector)
CCC	calibration check compound	GC/FPD	gas chromatography/flame photometric detector
CCV	continuing calibration verification	GC/MS	gas chromatography/mass spectrometry
CF	calibration factor	GC/PID	gas chromatography/photoionization detector
CLP	Contract Laboratory Program	GFAA	graphite furnace atomic absorption
COC	chain of custody record	GPC	gel permeation chromatography
COD	chemical oxygen demand	Hg	mercury

CTO	contract task order	HPLC	high-performance liquid chromatography
CVAA	cold vapor atomic absorption	HRGC/HRMS	high resolution gas chromatography/high resolution mass spectrometry
DBCP	Dibromochloropropane	RF r2	response factor coefficient of determination
DCB	decachlorobiphenyl	RICRF	reconstructed ion chromatogram response factor
4,4'-DDD	4,4'-dichlorodiphenyldichloroethane	RLRIC	reporting limit reconstructed ion chromatogram
4,4'-DDE	4,4'-dichlorodiphenyldichloroethylene	RPDRL	relative percent difference reporting limit
4,4'-DDT	4,4'-dichlorodiphenyltrichloroethane	RRFRPD	relative response factor relative percent difference
ICV	initial calibration verification	RRT RRF	relative retention time relative response factor
IDL	instrument detection limit	RSDRRT	relative standard deviation relative retention time
IR	infrared spectroscopy	RTRSD	retention time relative standard deviation
IRP	installation restoration program	RT	retention time
IS	internal standards	HT	holding time
LCS	laboratory control sample	ICB	initial calibration blank
MBAS	methyl blue active substance	ICP	inductively coupled plasma
MDL	method detection limit	ICS	interference check sample
MS	matrix spike	SDG	sample delivery group
MSA	method of standard addition	SICP	selected ion current profiles
MSD	matrix spike duplicate	s/n	signal to noise ratio
m/z	mass to charge ratio	SOP	standard operating procedure
NFESC	Naval Facilities Engineering Services Center	SOW	statement of work
OP	organophosphorus	SPCC	system performance check compound

PAH	polynuclear aromatic hydrocarbon	SRM	standard reference material
PARCC	precision, accuracy, representativeness, comparability, completeness	SVOC	semivolatile organic compound
PCB	polychlorinated biphenyl	TB	trip blank
PCDD	polychlorinated dibenzodioxin	TCDD	tetrachlorodibenzodioxin
PCDF	polychlorinated dibenzofuran	TCX	tetrachloro-m-xylene
PE	performance evaluation	TDS	total dissolved solids
PEM	performance evaluation mixture	TIC	tentatively identified compound
PFK	perfluorokerosene	TOC	total organic carbon
PQO	project quality objective	TOX	total organic halides
QAPFK	quality assurance perfluorokerosene	TPHE	total petroleum hydrocarbons as extractables
QACQA	quality assurance coordinator quality assurance	UV/VIS	ultraviolet/visible
QAPPQAC	quality assurance project plan quality assurance coordinator	VOA	volatile organic analysis
QCQAPP	quality control quality assurance project plan	VOC	volatile organic compound
QSM QC	quality system manual quality control	VTSR	validated time of sample receipt
rQSM	correlation coefficient quality system manual	WDM	window defining mixture
r2r	coefficient of determination correlation coefficient	DDMU	Benzene, 1,1'-(chloroethenylidene)bis[4-chloro-
DDNU	1,1-Bis(4-chlorophenyl)ethene		

1.0 INTRODUCTION

This data validation report (DVR) contains the results of the data validation conducted for samples collected and analyzed as part of the Remedial Action – Monitored Natural Recovery Component, Palos Verdes Shelf located in Los Angeles County, California. The investigation was conducted according to contract number 68HE0318D0004, Task Order Number 68HE0921F0026. This DVR was subcontracted to E-Lab Consultants (purchase order number; 148047694) from CH2M Hill, Inc. to serve third party data assessment purposes and evaluates the laboratory data contained in the Sample Delivery Group (SDG) listed in **Table 1-1**.

These samples were analyzed in accordance with the approved United States Environmental Protection Agency Bligh and Dyer 1959, Chlorinated Biphenyl Congeners in Water, Soil, Sediment, Biosolids, and Tissue by HRGC/HRMS, and Pesticides in water, soil, sediment, biosolids, and tissue by HRGC/HRMS specific methods or approved laboratory standard operating procedures. **Table 1-1** provides a list of the samples collected, a laboratory sample number cross-reference, sample matrix, date collected, sample purpose, and analytical methods performed for each sample pertaining to this DVR. This DVR is conducted per the analysis requested on the COC in accordance with the Draft Quality Assurance Project Plan for Fish Sampling Program 2022, Version 02 (QAPP).

The data were evaluated against the quantitative acceptance limits given in the QAPP for the data quality parameters required by the QAPP. **Appendix A** contains full data validation calculations, **Appendix B** contains e-mail communication between Jacobs/Elab/Laboratory, and **Appendix C** contains the qualified data table.

In accordance with QAPP, a review of the data was conducted independent of the laboratory. This review consisted of an evaluation of laboratory performance criteria from the case narrative and an evaluation of the sample-specific criteria included in the laboratory data packages in accordance with the method specific guidance documents.

The validation consists of an evaluation of the chain of custody and associated laboratory sample receipt forms, proper sample preservations, holding times, initial calibration and continuing calibration procedures and results, laboratory control sample (LCS) (and duplicate [LCSD] if reported) accuracy and precision, matrix spike (MS) and matrix spike duplicate (MSD) sample analyses, method blanks, field blanks, and field duplicate precision.

Additional (as applicable) review included.

- Organic Analysis; internal standards, surrogate recoveries, instrument tuning, initial calibration, second source calibration verification, continuing calibration

verification, internal standards, degradation summaries, retention times, second column or second detector confirmations

- Inorganic Analysis; Laboratory duplicate precision, instrument tuning, initial calibration, Low-Level Calibration Check Standard, initial and continuing calibration verification, initial and continuing calibration blanks, interference check sample, internal standards, serial dilution results, post digestion spike recoveries, interelement correction factors

The results of the independent data review are presented in **Section 2.0**.

Table 1-1: Field Sample and Laboratory ID Numbers

Field I.D.	Lab I.D.	Matrix	Date Collected	Purpose	Analytical Methods
RF-FT-SB-014-C-2205	2206116-01	TF	2022/05/30 13:30:00	N	A,B,C
RF-FT-SB-014-F-2205	2206116-02	TF	2022/05/30 13:30:00	N	A,B,C
RF-FT-SB-015-C-2205	2206116-03	TF	2022/05/30 13:35:00	N	A,B,C
RF-FT-SB-015-F-2205	2206116-04	TF	2022/05/30 13:35:00	N	A,B,C
RF-FT-SB-016-C-2205	2206116-05	TF	2022/05/30 14:00:00	N	A,B,C
RF-FT-SB-016-F-2205	2206116-06	TF	2022/05/30 14:00:00	N	A,B,C
RF-FT-SB-017-C-2205	2206116-07	TF	2022/05/30 14:15:00	N	A,B,C
RF-FT-SB-017-F-2205	2206116-08	TF	2022/05/30 14:15:00	N	A,B,C
RF-FT-SB-018-C-2205	2206116-09	TF	2022/05/30 14:30:00	N	A,B,C
RF-FT-SB-018-F-2205	2206116-10	TF	2022/05/30 14:30:00	N	A,B,C
RF-FT-SB-019-C-2205	2206116-11	TF	2022/05/31 10:30:00	N	A,B,C
RF-FT-SB-019-F-2205	2206116-12	TF	2022/05/31 10:30:00	N	A,B,C
RF-FT-SB-020-C-2205	2206116-13	TF	2022/05/31 11:00:00	N	A,B,C
RF-FT-SB-020-F-2205	2206116-14	TF	2022/05/31 11:00:00	N	A,B,C
RF-FT-SB-021-C-2205	2206116-15	TF	2022/05/31 14:00:00	N	A,B,C
RF-FT-SB-021-F-2205	2206116-16	TF	2022/05/31 14:00:00	N	A,B,C

Field I.D.	Lab I.D.	Matrix	Date Collected	Purpose	Analytical Methods
RF-FT-SB-022-C-2205	2206116-17	TF	2022/05/31 14:30:00	N	A,B,C
RF-FT-SB-022-F-2205	2206116-18	TF	2022/05/31 14:30:00	N	A,B,C
RF-FT-SB-023-C-2205	2206116-19	TF	2022/05/31 15:45:00	N	A,B,C
RF-FT-SB-023-F-2205	2206116-20	TF	2022/05/31 15:45:00	N	A,B,C
RF-FT-SB-024-C-2205	2206116-21	TF	2022/05/31 16:15:00	N	A,B,C
RF-FT-SB-024-F-2205	2206116-22	TF	2022/05/31 16:15:00	N	A,B,C

TF-Fish Tissues
N-Normal Environmental Sample
N*-No parent sample was submitted for analysis.
Analytical Methods: A-EPA Method 1959 - Lipids

B- EPA Method 1668C - PCB Congeners (GC/MS)

C- EPA Method 1699- Organochlorine Pesticides (GC/MS)

Following the specifications in the QAPP related to the data validation process, the data were annotated with data validation qualifiers and codes as described in Table 1-2 and Table 1-3**.**

Table 1-2: Data Qualifier References

Qualifier	Organics	Inorganics
U	The analyte was analyzed for but was not detected above the method detection limit.	The analyte was analyzed for but was not detected above the method detection limit.
J	The analyte was positively identified; the associated numerical value is the approximate concentration of the analyte in the sample.	The result is an estimated quantity. The associated numerical value is the approximate concentration of the analyte in the sample.
N	The analysis indicates the presence of an analyte for which there is presumptive evidence to make a "tentative identification."	Not applicable.
NJ	The analysis indicates the presence of an analyte that has been "tentatively identified" and the associated numerical value represents its	Not applicable.

Qualifier	Organics	Inorganics
	approximate concentration.	
UJ	The analyte was not detected above the method detection limit. However, the associated value is approximate and may or may not represent the actual limit of quantitation necessary to accurately and precisely measure the analyte in the sample.	The analyte was analyzed for but was not detected. The associated value is an estimate and may be inaccurate or imprecise.
R	The sample results are rejected due to serious deficiencies in the ability to analyze the sample and to meet quality control criteria. The presence or absence of the analyte cannot be verified.	The data are unusable. The sample results are rejected due to serious deficiencies in meeting the Quality Control (QC) criteria. The analyte may or may not be present in the sample.

Table 1-3: Data Review Qualifier Codes

Qualifier	Organics	Inorganics
H	Holding times were exceeded.	Holding times were exceeded.
S	Surrogate recovery was outside QC limits.	The sequence or number of standards used for the calibration was incorrect.
C	Calibration %RSD, r, r2 or %D were noncompliant	Correlation coefficient is <0.995.
R	Calibration RRF was <0.05.	%R for calibration is not within control limits
B	Presumed contamination from preparation (method blank)	Presumed contamination from preparation (method) blank or calibration blank
L	Laboratory Control Sample/Laboratory Control Sample Duplicate %R or RPD was not within control limits	Laboratory Control Sample/Laboratory Control Sample Duplicate %R or RPD was not within control limits
Q	MS/MSD recovery was poor	MS/MSD recovery was poor.
E	MS/MSD or Duplicate RPD was high.	MS/MSD or Duplicate RPD or difference was high.
I	Internal standard performance was unsatisfactory	ICP ICS results were unsatisfactory.
A	Not applicable.	ICP Serial Dilution %D were not within control limits
M	Instrument Performance Check (BFB or DFTPP) was noncompliant	Not applicable.

Qualifier	Organics	Inorganics
T	Presumed contamination from trip blank.	Not applicable.
F	Presumed contamination from FB or ER.	Presumed contamination from FB or ER.
D	The analysis with this flag should not be used because another more technically sound analysis is available.	The analysis with this flag should not be used because another more technically sound analysis is available.
P	Instrument performance for pesticides was poor	Post Digestion Spike recovery was not within control limits
*#	Unusual problems found with the data that have been described in Section 2, "Data Validation Findings." The number following the asterisk (*) will indicate the section in the validation report where a description of the problem can be found.	Unusual problems found with the data that have been described in Section 2, "Data Validation Findings." The number following the asterisk (*) will indicate the section in the validation report where a description of the problem can be found.

2.0 DATA VALIDATION RESULTS

2.1 Lipids by EPA Method 1959

2.1.1 Sample Preservation, Handling, and Transport

All samples arrived at the laboratory on time, and within preservation requirements. All QC requirements were met as required by the QAPP.

2.1.2 Chain of Custody and Holding Times

A cross reference of the COC and analytical report has concluded all extractions and analysis were performed within the required holding times.

- A revised Chain-of-Custody (COC) was received by email on June 07, 2022.

2.1.3 Laboratory Duplicates

A sample is analyzed in duplicate with each extraction batch of 20 or fewer samples. The relative percent difference (RPD) is calculated for all duplicate samples and should be no more than 25%.

- All samples were within 25%.

2.2 PCBs by EPA Method 1668C

2.2.1 Sample Preservation, Handling, and Transport

All samples arrived at the laboratory on time, and within preservation requirements. All QC requirements were met as required by the QAPP.

2.2.2 Chain of Custody and Holding Times

A cross reference of the COC and analytical report has concluded all extractions and analysis were performed within the required holding times.

2.2.3 Instrument Performance Checks

Data were verified that the mass spectral abundance and assignment are correct and within the method requirements. All samples were analyzed with an acceptable PFK performance check.

2.2.4 Initial Calibrations

All initial calibration average %RSD were within the method requirements.

2.2.5 Initial Calibration Verifications

The initial calibration curve was verified with a second source standard mix that contained all target compounds. All recoveries were acceptable.

2.2.6 Continuing Calibrations

Continuing calibration percent differences were within the requirements as stipulated. Continuing Calibrations were performed with acceptable results on a 12-hour basis. Full data validation verified the raw data compared to the Form VII values. No discrepancies were revealed.

2.2.7 Laboratory Blanks

Each analytical batch was represented with a MB. All compounds were within reporting limits. Samples were not qualified based on MB.

2.2.8 Laboratory Control Sample Recovery (Blank Spikes)

All LCS recoveries were within QC limits.

2.2.9 Surrogate Recoveries

All surrogate recoveries were within QC limits.

2.2.10 Matrix Spike/Matrix Spike Duplicate Recoveries

Matrix spike samples were not designated for this SDG.

2.2.11 Target Compound Identification

Target Compounds were reviewed for their pattern responses and retention times.

2.2.12 Compound Quantitation and Reporting Limits

Reporting limits were verified to be equal to the Level of Detection (LOD). The LODs have been verified to meet or exceed the project required performance standards. Sample dilutions, cleanup concentrations, and moisture correction and reanalysis have been applied to all reportable results. Ten percent of the reported data was validated for quantification and qualifications. None of the data was miscalculated or patterns misidentified.

2.3 Pesticides by EPA Method 1699

2.3.1 Sample Preservation, Handling, and Transport

All samples arrived at the laboratory intact, on time, and within preservation requirements. All QC requirements were met as required by the QAPP.

2.3.2 Chain of Custody and Holding Times

A cross reference of the COC and analytical report has concluded all extractions and analysis were performed within the required holding times.

2.3.3 Initial Calibrations

All initial calibration average %RSD were within the method requirements.

2.3.4 Initial Calibration Verifications

The initial calibration curve was verified with a second source standard mix that contained all target compounds. All recoveries were acceptable.

2.3.5 Continuing Calibrations

Continuing Calibrations were performed with acceptable results on a 12-hour basis. Full data validation verified the raw data compared to the Form VII values. No discrepancies were revealed. Continuing calibration percent differences were within the requirements as stipulated.

2.3.6 Laboratory Blanks

Each analytical batch was represented with a MB. No analytes were detected above the sample quantitation limits in the Method Blanks.

2.3.7 Laboratory Control Sample Recovery (Blank Spikes)

All LCS recoveries were within QC limits.

2.3.8 Surrogate Recoveries

All surrogate recoveries were within QC limits.

2.3.9 Matrix Spike/Matrix Spike Duplicate Recoveries

Matrix spike samples were not designated for this SDG.

2.3.10 Target Compound Identification

Target Compounds were reviewed for their pattern responses and retention times.

2.3.11 Compound Quantitation and Reporting Limits

Reporting limits were verified to be equal to the Level of Detection (LOD). The LODs have been verified to meet or exceed the project required performance standards. Sample dilutions, cleanup concentrations, and moisture correction and reanalysis have been applied to all reportable results. Ten percent of the reported data was validated for quantification and qualifications. None of the data was miscalculated or patterns misidentified. The laboratory notes the following elevated reporting limits.

Appendix A
Level 4 Data Calculations

NO LEVEL 4 CALCULATIONS COMPLETED.

Appendix B
Communications

This page left intentionally blank.

Appendix C
Qualified Data Table

** NO QUALFICATION NEEDED FOR THIS SDG.

#SYS_SAMPLE_CODE	LAB_ANL_METHOD_NAME	LAB_SAMPLE_ID	CHEMICAL_NAME	RESULT_VALUE	LAB_QUALIFIERS	VALIDATOR_QUALIFIERS	RESULT_COMMENT

COVER LETTER

November 9, 2023
(October 31, 2023)
(October 20, 2023)

Ref; Vista Work Order No. 2206117, (12/29/2022)

Attn; Jeremy Bishop

Jacobs Engineering Group, Inc.
1100 NE Circle Blvd
Suite 300
Corvallis, Oregon 9733

Enclosed are the data validation reports for PALOS VERDES SHELF REMEDIAL ACTION-MONITORED NATURAL RECOVERY. 68HE03-18-D-0004 in connection with the D3502300-Montrose OU5 Palos Verdes Shelf.

The specific sample identifications are listed in the Sample Identification Table. The data packages were reviewed according to the Draft Quality Assurance Plan for Fish Sampling Program 2022 (Rev 2) and the following guidance documents, as applicable: National Functional Guidelines for Organic Superfund Methods Data Review, National Functional Guidelines for Inorganic Superfund Methods Data Review (01/2020), Laboratory method specific Standard Operating Procedures.

Larry Duty
Data Validation Project Manager

Table of Contents

List of Tables ..... **iii**
List of Appendices ..... **iv**
Acronyms and Abbreviations ..... **iv**

1.0 INTRODUCTION **1-1**
2.0 DATA VALIDATION RESULTS **2-1**
2.1 Lipids by EPA Method 1959 2-1
2.1.1 Sample Preservation, Handling, and Transport 2-1
2.1.2 Chain of Custody and Holding Times 2-1
2.1.3 Laboratory Duplicates 2-1
2.2 PCBs by EPA Method 1668C 2-1
2.2.1 Sample Preservation, Handling, and Transport 2-1
2.2.2 Chain of Custody and Holding Times 2-1
2.2.3 Instrument Performance Checks 2-1
2.2.4 Initial Calibrations 2-1
2.2.5 Initial Calibration Verifications 2-1
2.2.6 Continuing Calibrations 2-2
2.2.7 Laboratory Blanks 2-2
2.2.8 Laboratory Control Sample Recovery (Blank Spikes) 2-2
2.2.9 Surrogate Recoveries 2-2
2.2.10 Matrix Spike/Matrix Spike Duplicate Recoveries 2-2
2.2.11 Target Compound Identification 2-2
2.2.12 Compound Quantitation and Reporting Limits 2-2
2.3 Pesticides by EPA Method 1699 2-2
2.3.1 Sample Preservation, Handling, and Transport 2-2
2.3.2 Chain of Custody and Holding Times 2-2
2.3.3 Initial Calibrations 2-2
2.3.4 Initial Calibration Verifications 2-3
2.3.5 Continuing Calibrations 2-3
2.3.6 Laboratory Blanks 2-3
2.3.7 Laboratory Control Sample Recovery (Blank Spikes) 2-3
2.3.8 Surrogate Recoveries 2-3
2.3.9 Matrix Spike/Matrix Spike Duplicate Recoveries 2-3
2.3.10 Target Compound Identification 2-3
2.3.11 Compound Quantitation and Reporting Limits 2-3

List of Tables

Table 1-1: Field Sample and Laboratory ID Numbers 1-2
Table 1-2: Data Qualifier References 1-3
Table 1-3: Data Review Qualifier Codes 1-3

List of Appendices

Appendix A Level 4 Data Calculations
Appendix B Communications
Appendix C Qualified Data Table

Acronyms and Abbreviations

The following is a list of acronyms and abbreviations that may be used in data validation reports.

%D	percent difference	DFTPP	decafluorotriphenylphosphine
%R	percent recovery	DOD	Department Of Defense
µg/L	microgram per liter	DQAR	data quality assessment report
mg/L	milligram per liter	DUP	laboratory duplicate
pg/L	picogram per liter	DVP	data validation procedure
µg/kg	microgram per kilogram	EDB	ethylene dibromide
mg/kg	Milligram per kilogram	EDL	estimated detection limit
ng/kg	nanogram per kilogram	EICP	extracted ion current profile
pg/g	picogram per gram	EPA	Environmental Protection Agency, United States
AA	atomic absorption	EB	equipment blank
ARRF	average relative response factor	FB	field blank
BFB	bromofluorobenzene	GC	gas chromatography
BNA	base/neutral/acid compounds	GC/ECD	gas chromatography/electron capture detector
CCB	continuing calibration blank	GC/ELCD	gas chromatography/electrolytic conductivity detector (Hall detector)
CCC	calibration check compound	GC/FPD	gas chromatography/flame photometric detector
CCV	continuing calibration verification	GC/MS	gas chromatography/mass spectrometry
CF	calibration factor	GC/PID	gas chromatography/photoionization detector
CLP	Contract Laboratory Program	GFAA	graphite furnace atomic absorption
COC	chain of custody record	GPC	gel permeation

			chromatography
COD	chemical oxygen demand	Hg	mercury
CTO	contract task order	HPLC	high-performance liquid chromatography
CVAA	cold vapor atomic absorption	HRGC/HRMS	high resolution gas chromatography/high resolution mass spectrometry
DBCP	Dibromochloropropane	RF r2	response factor coefficient of determination
DCB	decachlorobiphenyl	RICRF	reconstructed ion chromatogram response factor
4,4'-DDD	4,4'-dichlorodiphenyldichloroethane	RLRIC	reporting limit reconstructed ion chromatogram
4,4'-DDE	4,4'-dichlorodiphenyldichloroethylene	RPDRL	relative percent difference reporting limit
4,4'-DDT	4,4'-dichlorodiphenyltrichloroethane	RRFRPD	relative response factor relative percent difference
ICV	initial calibration verification	RRT RRF	relative retention time relative response factor
IDL	instrument detection limit	RSDRRT	relative standard deviation relative retention time
IR	infrared spectroscopy	RTRSD	retention time relative standard deviation
IRP	installation restoration program	RT	retention time
IS	internal standards	HT	holding time
LCS	laboratory control sample	ICB	initial calibration blank
MBAS	methyl blue active substance	ICP	inductively coupled plasma
MDL	method detection limit	ICS	interference check sample
MS	matrix spike	SDG	sample delivery group
MSA	method of standard addition	SICP	selected ion current profiles
MSD	matrix spike duplicate	s/n	signal to noise ratio
m/z	mass to charge ratio	SOP	standard operating procedure
NFESC	Naval Facilities Engineering Services Center	SOW	statement of work

OP	organophosphorus	SPCC	system performance check compound
PAH	polynuclear aromatic hydrocarbon	SRM	standard reference material
PARCC	precision, accuracy, representativeness, comparability, completeness	SVOC	semivolatile organic compound
PCB	polychlorinated biphenyl	TB	trip blank
PCDD	polychlorinated dibenzodioxin	TCDD	tetrachlorodibenzodioxin
PCDF	polychlorinated dibenzofuran	TCX	tetrachloro-m-xylene
PE	performance evaluation	TDS	total dissolved solids
PEM	performance evaluation mixture	TIC	tentatively identified compound
PFK	perfluorokerosene	TOC	total organic carbon
PQO	project quality objective	TOX	total organic halides
QAPFK	quality assurance perfluorokerosene	TPHE	total petroleum hydrocarbons as extractables
QACQA	quality assurance coordinator quality assurance	UV/VIS	ultraviolet/visible
QAPPQAC	quality assurance project plan quality assurance coordinator	VOA	volatile organic analysis
QCQAPP	quality control quality assurance project plan	VOC	volatile organic compound
QSM QC	quality system manual quality control	VTSR	validated time of sample receipt
rQSM	correlation coefficient quality system manual	WDM	window defining mixture
r2r	coefficient of determination correlation coefficient	DDMU	Benzene, 1,1'-(chloroethenylidene)bis[4-chloro-
DDNU	1,1-Bis(4-chlorophenyl)ethene		

1.0 INTRODUCTION

This data validation report (DVR) contains the results of the data validation conducted for samples collected and analyzed as part of the Remedial Action – Monitored Natural Recovery Component, Palos Verdes Shelf located in Los Angeles County, California. The investigation was conducted according to contract number 68HE0318D0004, Task Order Number 68HE0921F0026. This DVR was subcontracted to E-Lab Consultants (purchase order number; 148047694) from CH2M Hill, Inc. to serve third party data assessment purposes and evaluates the laboratory data contained in the Sample Delivery Group (SDG) listed in **Table 1-1**.

These samples were analyzed in accordance with the approved United States Environmental Protection Agency Bligh and Dyer 1959, Chlorinated Biphenyl Congeners in Water, Soil, Sediment, Biosolids, and Tissue by HRGC/HRMS, and Pesticides in water, soil, sediment, biosolids, and tissue by HRGC/HRMS specific methods or approved laboratory standard operating procedures. **Table 1-1** provides a list of the samples collected, a laboratory sample number cross-reference, sample matrix, date collected, sample purpose, and analytical methods performed for each sample pertaining to this DVR. This DVR is conducted per the analysis requested on the COC in accordance with the Draft Quality Assurance Project Plan for Fish Sampling Program 2022, Version 02 (QAPP).

The data were evaluated against the quantitative acceptance limits given in the QAPP for the data quality parameters required by the QAPP. **Appendix A** contains full data validation calculations, **Appendix B** contains e-mail communication between Jacobs/Elab/Laboratory, and **Appendix C** contains the qualified data table.

In accordance with QAPP, a review of the data was conducted independent of the laboratory. This review consisted of an evaluation of laboratory performance criteria from the case narrative and an evaluation of the sample-specific criteria included in the laboratory data packages in accordance with the method specific guidance documents.

The validation consists of an evaluation of the chain of custody and associated laboratory sample receipt forms, proper sample preservations, holding times, initial calibration and continuing calibration procedures and results, laboratory control sample (LCS) (and duplicate [LCSD] if reported) accuracy and precision, matrix spike (MS) and matrix spike duplicate (MSD) sample analyses, method blanks, field blanks, and field duplicate precision.

Additional (as applicable) review included.

- Organic Analysis; internal standards, surrogate recoveries, instrument tuning, initial calibration, second source calibration verification, continuing calibration

verification, internal standards, degradation summaries, retention times, second column or second detector confirmations

- Inorganic Analysis; Laboratory duplicate precision, instrument tuning, initial calibration, Low-Level Calibration Check Standard, initial and continuing calibration verification, initial and continuing calibration blanks, interference check sample, internal standards, serial dilution results, post digestion spike recoveries, interelement correction factors

The results of the independent data review are presented in **Section 2.0**.

Table 1-1: Field Sample and Laboratory ID Numbers

Field I.D.	Lab I.D.	Matrix	Date Collected	Purpose	Analytical Methods
RF-FT-SB-025-C-2205	2206117-01	TF	2022/05/31 17:30:00	N	A,B,C
RF-FT-SB-025-F-2205	2206117-02	TF	2022/05/31 17:30:00	N	A,B,C
RF-FT-SB-026-C-2206	2206117-03	TF	2022/06/01 11:00:00	N	A,B,C
RF-FT-SB-026-F-2206	2206117-04	TF	2022/06/01 11:00:00	N	A,B,C
RF-FT-SB-027-C-2206	2206117-05	TF	2022/06/01 11:15:00	N	A,B,C
RF-FT-SB-027-F-2206	2206117-06	TF	2022/06/01 11:15:00	N	A,B,C
RF-FT-SB-028-C-2206	2206117-07	TF	2022/06/01 12:00:00	N	A,B,C
RF-FT-SB-028-F-2206	2206117-08	TF	2022/06/01 12:00:00	N	A,B,C
RF-FT-SB-029-C-2206	2206117-09	TF	2022/06/01 13:00:00	N	A,B,C
RF-FT-SB-029-F-2206	2206117-10	TF	2022/06/01 13:00:00	N	A,B,C
RF-FT-SB-030-C-2206	2206117-11	TF	2022/06/01 13:30:00	N	A,B,C
RF-FT-SB-030-F-2206	2206117-12	TF	2022/06/01 13:30:00	N	A,B,C

TF-Fish Tissues
N-Normal Environmental Sample
N*-No parent sample was submitted for analysis.
Analytical Methods: A-EPA Method 1959 - Lipids

B- EPA Method 1668C - PCB Congeners (GC/MS)

C- EPA Method 1699- Organochlorine Pesticides (GC/MS)

Following the specifications in the QAPP related to the data validation process, the data were annotated with data validation qualifiers and codes as described in Table 1-2**and** Table 1-3**.**

Table 1-2: Data Qualifier References

Qualifier	Organics	Inorganics
U	The analyte was analyzed for but was not detected above the method detection limit.	The analyte was analyzed for but was not detected above the method detection limit.
J	The analyte was positively identified; the associated numerical value is the approximate concentration of the analyte in the sample.	The result is an estimated quantity. The associated numerical value is the approximate concentration of the analyte in the sample.
N	The analysis indicates the presence of an analyte for which there is presumptive evidence to make a "tentative identification."	Not applicable.
NJ	The analysis indicates the presence of an analyte that has been "tentatively identified" and the associated numerical value represents its approximate concentration.	Not applicable.
UJ	The analyte was not detected above the method detection limit. However, the associated value is approximate and may or may not represent the actual limit of quantitation necessary to accurately and precisely measure the analyte in the sample.	The analyte was analyzed for but was not detected. The associated value is an estimate and may be inaccurate or imprecise.
R	The sample results are rejected due to serious deficiencies in the ability to analyze the sample and to meet quality control criteria. The presence or absence of the analyte cannot be verified.	The data are unusable. The sample results are rejected due to serious deficiencies in meeting the Quality Control (QC) criteria. The analyte may or may not be present in the sample.

Table 1-3: Data Review Qualifier Codes

Qualifier	Organics	Inorganics
H	Holding times were exceeded.	Holding times were exceeded.
S	Surrogate recovery was outside QC limits.	The sequence or number of standards used for the calibration was incorrect.

Qualifier	Organics	Inorganics
C	Calibration %RSD, r, r2 or %D were noncompliant	Correlation coefficient is <0.995.
R	Calibration RRF was <0.05.	%R for calibration is not within control limits
B	Presumed contamination from preparation (method blank)	Presumed contamination from preparation (method) blank or calibration blank
L	Laboratory Control Sample/Laboratory Control Sample Duplicate %R or RPD was not within control limits	Laboratory Control Sample/Laboratory Control Sample Duplicate %R or RPD was not within control limits
Q	MS/MSD recovery was poor	MS/MSD recovery was poor.
E	MS/MSD or Duplicate RPD was high.	MS/MSD or Duplicate RPD or difference was high.
I	Internal standard performance was unsatisfactory	ICP ICS results were unsatisfactory.
A	Not applicable.	ICP Serial Dilution %D were not within control limits
M	Instrument Performance Check (BFB or DFTPP) was noncompliant	Not applicable.
T	Presumed contamination from trip blank.	Not applicable.
F	Presumed contamination from FB or ER.	Presumed contamination from FB or ER.
D	The analysis with this flag should not be used because another more technically sound analysis is available.	The analysis with this flag should not be used because another more technically sound analysis is available.
P	Instrument performance for pesticides was poor	Post Digestion Spike recovery was not within control limits
*#	Unusual problems found with the data that have been described in Section 2, "Data Validation Findings." The number following the asterisk (*) will indicate the section in the validation report where a description of the problem can be found.	Unusual problems found with the data that have been described in Section 2, "Data Validation Findings." The number following the asterisk (*) will indicate the section in the validation report where a description of the problem can be found.

2.0 DATA VALIDATION RESULTS

2.1 Lipids by EPA Method 1959

2.1.1 Sample Preservation, Handling, and Transport

All samples arrived at the laboratory on time, and within preservation requirements. All QC requirements were met as required by the QAPP.

2.1.2 Chain of Custody and Holding Times

A cross reference of the COC and analytical report has concluded all extractions and analysis were performed within the required holding times.

- A revised Chain-of-Custody (COC) was received by email on June 07, 2022.

2.1.3 Laboratory Duplicates

A sample is analyzed in duplicate with each extraction batch of 20 or fewer samples. The relative percent difference (RPD) is calculated for all duplicate samples and should be no more than 25%.

- All samples were within 25%.

2.2 PCBs by EPA Method 1668C

2.2.1 Sample Preservation, Handling, and Transport

All samples arrived at the laboratory on time, and within preservation requirements. All QC requirements were met as required by the QAPP.

2.2.2 Chain of Custody and Holding Times

A cross reference of the COC and analytical report has concluded all extractions and analysis were performed within the required holding times.

2.2.3 Instrument Performance Checks

Data were verified that the mass spectral abundance and assignment are correct and within the method requirements. All samples were analyzed with an acceptable PFK performance check.

2.2.4 Initial Calibrations

All initial calibration average %RSD were within the method requirements.

2.2.5 Initial Calibration Verifications

The initial calibration curve was verified with a second source standard mix that contained all target compounds. All recoveries were acceptable.

2.2.6 Continuing Calibrations

Continuing calibration percent differences were within the requirements as stipulated. Continuing Calibrations were performed with acceptable results on a 12-hour basis. Full data validation verified the raw data compared to the Form VII values. No discrepancies were revealed.

2.2.7 Laboratory Blanks

Each analytical batch was represented with a MB. All compounds were within reporting limits in Method Blank B22K273-BLK1 associated with batch B22K273.

2.2.8 Laboratory Control Sample Recovery (Blank Spikes)

All LCS recoveries were within QC limits.

2.2.9 Surrogate Recoveries

All surrogate recoveries were within QC limits.

2.2.10 Matrix Spike/Matrix Spike Duplicate Recoveries

Matrix spike samples were not designated for this SDG.

2.2.11 Target Compound Identification

Target Compounds were reviewed for their pattern responses and retention times.

2.2.12 Compound Quantitation and Reporting Limits

Reporting limits were verified to be equal to the Level of Detection (LOD). The LODs have been verified to meet or exceed the project required performance standards. Sample dilutions, cleanup concentrations, and moisture correction and reanalysis have been applied to all reportable results. Ten percent of the reported data was validated for quantification and qualifications. None of the data was miscalculated or patterns misidentified.

2.3 Pesticides by EPA Method 1699

2.3.1 Sample Preservation, Handling, and Transport

All samples arrived at the laboratory intact, on time, and within preservation requirements. All QC requirements were met as required by the QAPP.

2.3.2 Chain of Custody and Holding Times

A cross reference of the COC and analytical report has concluded all extractions and analysis were performed within the required holding times.

2.3.3 Initial Calibrations

All initial calibration average %RSD were within the method requirements.

2.3.4 Initial Calibration Verifications

The initial calibration curve was verified with a second source standard mix that contained all target compounds. All recoveries were acceptable.

2.3.5 Continuing Calibrations

Continuing Calibrations were performed with acceptable results on a 12-hour basis. Full data validation verified the raw data compared to the Form VII values. No discrepancies were revealed. Continuing calibration percent differences were within the requirements as stipulated with the following exception(s).

2.3.6 Laboratory Blanks

Each analytical batch was represented with a MB. No analytes were detected above the sample quantitation limits in the Method Blanks. Labeled standard, 13C12-4,4'-DDD, was outside the reporting limits for percent recovery, 122% (5-120%). Analyte results were not affected.

2.3.7 Laboratory Control Sample Recovery (Blank Spikes)

All LCS recoveries were within QC limits.

2.3.8 Surrogate Recoveries

All surrogate recoveries were within QC limits.

2.3.9 Matrix Spike/Matrix Spike Duplicate Recoveries

Matrix spike samples were not designated for this SDG.

2.3.10 Target Compound Identification

Target Compounds were reviewed for their pattern responses and retention times.

2.3.11 Compound Quantitation and Reporting Limits

Reporting limits were verified to be equal to the Level of Detection (LOD). The LODs have been verified to meet or exceed the project required performance standards. Sample dilutions, cleanup concentrations, and moisture correction and reanalysis have been applied to all reportable results. Ten percent of the reported data was validated for quantification and qualifications. None of the data was miscalculated or patterns misidentified. The laboratory notes the following elevated reporting limits.

Appendix A
Level 4 Data Calculations

NO LEVEL 4 CALCULATIONS COMPLETED.

Appendix B
Communications

This page left intentionally blank.

Appendix C
Qualified Data Table

** NO QUALFICATION NEEDED FOR THIS SDG.

#SYS_SAMPLE_CODE	LAB_ANL_METHOD_NAME	LAB_SAMPLE_ID	CHEMICAL_NAME	RESULT_VALUE	LAB_QUALIFIERS	VALIDATOR_QUALIFIERS	RESULT_COMMENT

COVER LETTER

November 9, 2023
(October 31, 2023)
(October 20, 2023)

Ref; Vista Work Order No. 2207003, (12/29/2022)

Attn; Jeremy Bishop

Jacobs Engineering Group, Inc.
1100 NE Circle Blvd
Suite 300
Corvallis, Oregon 9733

Enclosed are the data validation reports for PALOS VERDES SHELF REMEDIAL ACTION-MONITORED NATURAL RECOVERY. 68HE03-18-D-0004 in connection with the D3502300-Montrose OU5 Palos Verdes Shelf.

The specific sample identifications are listed in the Sample Identification Table. The data packages were reviewed according to the Draft Quality Assurance Plan for Fish Sampling Program 2022 (Rev 2) and the following guidance documents, as applicable: National Functional Guidelines for Organic Superfund Methods Data Review, National Functional Guidelines for Inorganic Superfund Methods Data Review (01/2020), Laboratory method specific Standard Operating Procedures.

Larry Duty
Data Validation Project Manager

Table of Contents

List of Tables ..... **iii**
List of Appendices ..... **iv**
Acronyms and Abbreviations ..... **iv**

1.0 INTRODUCTION **1-1**
2.0 DATA VALIDATION RESULTS **2-1**
2.1 Lipids by EPA Method 1959 2-1
2.1.1 Sample Preservation, Handling, and Transport 2-1
2.1.2 Chain of Custody and Holding Times 2-1
2.1.3 Laboratory Duplicates 2-1
2.2 PCBs by EPA Method 1668C 2-1
2.2.1 Sample Preservation, Handling, and Transport 2-1
2.2.2 Chain of Custody and Holding Times 2-1
2.2.3 Instrument Performance Checks 2-1
2.2.4 Initial Calibrations 2-1
2.2.5 Initial Calibration Verifications 2-1
2.2.6 Continuing Calibrations 2-2
2.2.7 Laboratory Blanks 2-2
2.2.8 Laboratory Control Sample Recovery (Blank Spikes) 2-2
2.2.9 Surrogate Recoveries 2-2
2.2.10 Matrix Spike/Matrix Spike Duplicate Recoveries 2-2
2.2.11 Target Compound Identification 2-2
2.2.12 Compound Quantitation and Reporting Limits 2-2
2.3 Pesticides by EPA Method 1699 2-2
2.3.1 Sample Preservation, Handling, and Transport 2-2
2.3.2 Chain of Custody and Holding Times 2-2
2.3.3 Initial Calibrations 2-2
2.3.4 Initial Calibration Verifications 2-3
2.3.5 Continuing Calibrations 2-3
2.3.6 Laboratory Blanks 2-3
2.3.7 Laboratory Control Sample Recovery (Blank Spikes) 2-3
2.3.8 Surrogate Recoveries 2-3
2.3.9 Matrix Spike/Matrix Spike Duplicate Recoveries 2-3
2.3.10 Target Compound Identification 2-3
2.3.11 Compound Quantitation and Reporting Limits 2-3

List of Tables

Table 1-1: Field Sample and Laboratory ID Numbers 1-2
Table 1-2: Data Qualifier References 1-3
Table 1-3: Data Review Qualifier Codes 1-4

List of Appendices

Appendix A Level 4 Data Calculations
Appendix B Communications
Appendix C Qualified Data Table

Acronyms and Abbreviations

The following is a list of acronyms and abbreviations that may be used in data validation reports.

%D	percent difference	DFTPP	decafluorotriphenylphosphine
%R	percent recovery	DOD	Department Of Defense
µg/L	microgram per liter	DQAR	data quality assessment report
mg/L	milligram per liter	DUP	laboratory duplicate
pg/L	picogram per liter	DVP	data validation procedure
µg/kg	microgram per kilogram	EDB	ethylene dibromide
mg/kg	Milligram per kilogram	EDL	estimated detection limit
ng/kg	nanogram per kilogram	EICP	extracted ion current profile
pg/g	picogram per gram	EPA	Environmental Protection Agency, United States
AA	atomic absorption	EB	equipment blank
ARRF	average relative response factor	FB	field blank
BFB	bromofluorobenzene	GC	gas chromatography
BNA	base/neutral/acid compounds	GC/ECD	gas chromatography/electron capture detector
CCB	continuing calibration blank	GC/ELCD	gas chromatography/electrolytic conductivity detector (Hall detector)
CCC	calibration check compound	GC/FPD	gas chromatography/flame photometric detector
CCV	continuing calibration verification	GC/MS	gas chromatography/mass spectrometry
CF	calibration factor	GC/PID	gas chromatography/photoionization detector
CLP	Contract Laboratory Program	GFAA	graphite furnace atomic absorption
COC	chain of custody record	GPC	gel permeation

			chromatography
COD	chemical oxygen demand	Hg	mercury
CTO	contract task order	HPLC	high-performance liquid chromatography
CVAA	cold vapor atomic absorption	HRGC/HRMS	high resolution gas chromatography/high resolution mass spectrometry
DBCP	Dibromochloropropane	RF r2	response factor coefficient of determination
DCB	decachlorobiphenyl	RICRF	reconstructed ion chromatogram response factor
4,4'-DDD	4,4'-dichlorodiphenyldichloroethane	RLRIC	reporting limit reconstructed ion chromatogram
4,4'-DDE	4,4'-dichlorodiphenyldichloroethylene	RPDRL	relative percent difference reporting limit
4,4'-DDT	4,4'-dichlorodiphenyltrichloroethane	RRFRPD	relative response factor relative percent difference
ICV	initial calibration verification	RRT RRF	relative retention time relative response factor
IDL	instrument detection limit	RSDRRT	relative standard deviation relative retention time
IR	infrared spectroscopy	RTRSD	retention time relative standard deviation
IRP	installation restoration program	RT	retention time
IS	internal standards	HT	holding time
LCS	laboratory control sample	ICB	initial calibration blank
MBAS	methyl blue active substance	ICP	inductively coupled plasma
MDL	method detection limit	ICS	interference check sample
MS	matrix spike	SDG	sample delivery group
MSA	method of standard addition	SICP	selected ion current profiles
MSD	matrix spike duplicate	s/n	signal to noise ratio
m/z	mass to charge ratio	SOP	standard operating procedure
NFESC	Naval Facilities Engineering Services Center	SOW	statement of work

OP	organophosphorus	SPCC	system performance check compound
PAH	polynuclear aromatic hydrocarbon	SRM	standard reference material
PARCC	precision, accuracy, representativeness, comparability, completeness	SVOC	semivolatile organic compound
PCB	polychlorinated biphenyl	TB	trip blank
PCDD	polychlorinated dibenzodioxin	TCDD	tetrachlorodibenzodioxin
PCDF	polychlorinated dibenzofuran	TCX	tetrachloro-m-xylene
PE	performance evaluation	TDS	total dissolved solids
PEM	performance evaluation mixture	TIC	tentatively identified compound
PFK	perfluorokerosene	TOC	total organic carbon
PQO	project quality objective	TOX	total organic halides
QAPFK	quality assurance perfluorokerosene	TPHE	total petroleum hydrocarbons as extractables
QACQA	quality assurance coordinator quality assurance	UV/VIS	ultraviolet/visible
QAPPQAC	quality assurance project plan quality assurance coordinator	VOA	volatile organic analysis
QCQAPP	quality control quality assurance project plan	VOC	volatile organic compound
QSM QC	quality system manual quality control	VTSR	validated time of sample receipt
rQSM	correlation coefficient quality system manual	WDM	window defining mixture
r2r	coefficient of determination correlation coefficient	DDMU	Benzene, 1,1'-(chloroethenylidene)bis[4-chloro-
DDNU	1,1-Bis(4-chlorophenyl)ethene		

1.0 INTRODUCTION

This data validation report (DVR) contains the results of the data validation conducted for samples collected and analyzed as part of the Remedial Action – Monitored Natural Recovery Component, Palos Verdes Shelf located in Los Angeles County, California. The investigation was conducted according to contract number 68HE0318D0004, Task Order Number 68HE0921F0026. This DVR was subcontracted to E-Lab Consultants (purchase order number; 148047694) from CH2M Hill, Inc. to serve third party data assessment purposes and evaluates the laboratory data contained in the Sample Delivery Group (SDG) listed in Table 1-1.

These samples were analyzed in accordance with the approved United States Environmental Protection Agency Bligh and Dyer 1959, Chlorinated Biphenyl Congeners in Water, Soil, Sediment, Biosolids, and Tissue by HRGC/HRMS, and Pesticides in water, soil, sediment, biosolids, and tissue by HRGC/HRMS specific methods or approved laboratory standard operating procedures. **Table 1-1** provides a list of the samples collected, a laboratory sample number cross-reference, sample matrix, date collected, sample purpose, and analytical methods performed for each sample pertaining to this DVR. This DVR is conducted per the analysis requested on the COC in accordance with the Draft Quality Assurance Project Plan for Fish Sampling Program 2022, Version 02 (QAPP).

The data were evaluated against the quantitative acceptance limits given in the QAPP for the data quality parameters required by the QAPP. **Appendix A** contains full data validation calculations, **Appendix B** contains e-mail communication between Jacobs/Elab/Laboratory, and **Appendix C** contains the qualified data table.

In accordance with QAPP, a review of the data was conducted independent of the laboratory. This review consisted of an evaluation of laboratory performance criteria from the case narrative and an evaluation of the sample-specific criteria included in the laboratory data packages in accordance with the method specific guidance documents.

The validation consists of an evaluation of the chain of custody and associated laboratory sample receipt forms, proper sample preservations, holding times, initial calibration and continuing calibration procedures and results, laboratory control sample (LCS) (and duplicate [LCSD] if reported) accuracy and precision, matrix spike (MS) and matrix spike duplicate (MSD) sample analyses, method blanks, field blanks, and field duplicate precision.

Additional (as applicable) review included.

- Organic Analysis; internal standards, surrogate recoveries, instrument tuning, initial calibration, second source calibration verification, continuing calibration

verification, internal standards, degradation summaries, retention times, second column or second detector confirmations

- Inorganic Analysis; Laboratory duplicate precision, instrument tuning, initial calibration, Low-Level Calibration Check Standard, initial and continuing calibration verification, initial and continuing calibration blanks, interference check sample, internal standards, serial dilution results, post digestion spike recoveries, interelement correction factors

The results of the independent data review are presented in **Section 2.0**.

Table 1-1: Field Sample and Laboratory ID Numbers

Field I.D.	Lab I.D.	Matrix	Date Collected	Purpose	Analytical Methods
BW-FT-SB-001-C-2206	2207003-01	TF	2022/06/08 11:06:00	N	A,B,C
BW-FT-SB-001-F-2206	2207003-02	TF	2022/06/08 11:06:00	N	A,B,C
BW-FT-SB-002-C-2206	2207003-03	TF	2022/06/08 11:06:00	N	A,B,C
BW-FT-SB-002-F-2206	2207003-04	TF	2022/06/08 11:06:00	N	A,B,C
BW-FT-SB-003-C-2206	2207003-05	TF	2022/06/08 11:06:00	N	A,B,C
BW-FT-SB-003-F-2206	2207003-06	TF	2022/06/08 11:06:00	N	A,B,C
BW-FT-SB-004-C-2206	2207003-07	TF	2022/06/08 11:06:00	N	A,B,C
BW-FT-SB-004-F-2206	2207003-08	TF	2022/06/08 11:06:00	N	A,B,C
BW-FT-SB-005-C-2206	2207003-09	TF	2022/06/08 11:06:00	N	A,B,C
BW-FT-SB-005-F-2206	2207003-10	TF	2022/06/08 11:06:00	N	A,B,C
BW-FT-SB-006-C-2206	2207003-11	TF	2022/06/08 14:15:00	N	A,B,C
BW-FT-SB-006-F-2206	2207003-12	TF	2022/06/08 14:15:00	N	A,B,C
BW-FT-SB-007-C-2206	2207003-13	TF	2022/06/08 14:25:00	N	A,B,C
BW-FT-SB-007-F-2206	2207003-14	TF	2022/06/08 14:25:00	N	A,B,C
BW-FT-SB-008-C-2206	2207003-15	TF	2022/06/08 14:32:00	N	A,B,C
BW-FT-SB-008-F-2206	2207003-16	TF	2022/06/08 14:32:00	N	A,B,C

Field I.D.	Lab I.D.	Matrix	Date Collected	Purpose	Analytical Methods
Z1-FT-SB-001-C-2205	2207003-17	TF	2022/05/24 13:04:00	N	A,B,C
Z1-FT-SB-001-F-2205	2207003-18	TF	2022/05/24 13:04:00	N	A,B,C
Z2-FT-SB-001-C-2205	2207003-19	TF	2022/05/26 12:39:00	N	A,B,C
Z2-FT-SB-001-F-2205	2207003-20	TF	2022/05/26 12:39:00	N	A,B,C
Z2-FT-SB-002-C-2206	2207003-21	TF	2022/06/07 13:02:00	N	A,B,C
Z2-FT-SB-002-F-2206	2207003-22	TF	2022/06/07 13:02:00	N	A,B,C

TF-Fish Tissues
N-Normal Environmental Sample
N*-No parent sample was submitted for analysis.
Analytical Methods: A-EPA Method 1959 - Lipids

B- EPA Method 1668C - PCB Congeners (GC/MS)

C- EPA Method 1699- Organochlorine Pesticides (GC/MS)

Following the specifications in the QAPP related to the data validation process, the data were annotated with data validation qualifiers and codes as described in Table 1-2 and Table 1-3**.**

Table 1-2: Data Qualifier References

Qualifier	Organics	Inorganics
U	The analyte was analyzed for but was not detected above the method detection limit.	The analyte was analyzed for but was not detected above the method detection limit.
J	The analyte was positively identified; the associated numerical value is the approximate concentration of the analyte in the sample.	The result is an estimated quantity. The associated numerical value is the approximate concentration of the analyte in the sample.
N	The analysis indicates the presence of an analyte for which there is presumptive evidence to make a "tentative identification."	Not applicable.
NJ	The analysis indicates the presence of an analyte that has been "tentatively identified" and the associated numerical value represents its	Not applicable.

Qualifier	Organics	Inorganics
	approximate concentration.	
UJ	The analyte was not detected above the method detection limit. However, the associated value is approximate and may or may not represent the actual limit of quantitation necessary to accurately and precisely measure the analyte in the sample.	The analyte was analyzed for but was not detected. The associated value is an estimate and may be inaccurate or imprecise.
R	The sample results are rejected due to serious deficiencies in the ability to analyze the sample and to meet quality control criteria. The presence or absence of the analyte cannot be verified.	The data are unusable. The sample results are rejected due to serious deficiencies in meeting the Quality Control (QC) criteria. The analyte may or may not be present in the sample.

Table 1-3: Data Review Qualifier Codes

Qualifier	Organics	Inorganics
H	Holding times were exceeded.	Holding times were exceeded.
S	Surrogate recovery was outside QC limits.	The sequence or number of standards used for the calibration was incorrect.
C	Calibration %RSD, r, r2 or %D were noncompliant	Correlation coefficient is <0.995.
R	Calibration RRF was <0.05.	%R for calibration is not within control limits
B	Presumed contamination from preparation (method blank)	Presumed contamination from preparation (method) blank or calibration blank
L	Laboratory Control Sample/Laboratory Control Sample Duplicate %R or RPD was not within control limits	Laboratory Control Sample/Laboratory Control Sample Duplicate %R or RPD was not within control limits
Q	MS/MSD recovery was poor	MS/MSD recovery was poor.
E	MS/MSD or Duplicate RPD was high.	MS/MSD or Duplicate RPD or difference was high.
I	Internal standard performance was unsatisfactory	ICP ICS results were unsatisfactory.
A	Not applicable.	ICP Serial Dilution %D were not within control limits
M	Instrument Performance Check (BFB or DFTPP) was noncompliant	Not applicable.

Qualifier	Organics	Inorganics
T	Presumed contamination from trip blank.	Not applicable.
F	Presumed contamination from FB or ER.	Presumed contamination from FB or ER.
D	The analysis with this flag should not be used because another more technically sound analysis is available.	The analysis with this flag should not be used because another more technically sound analysis is available.
P	Instrument performance for pesticides was poor	Post Digestion Spike recovery was not within control limits
*#	Unusual problems found with the data that have been described in Section 2, "Data Validation Findings." The number following the asterisk (*) will indicate the section in the validation report where a description of the problem can be found.	Unusual problems found with the data that have been described in Section 2, "Data Validation Findings." The number following the asterisk (*) will indicate the section in the validation report where a description of the problem can be found.

2.0 DATA VALIDATION RESULTS

2.1 Lipids by EPA Method 1959

2.1.1 Sample Preservation, Handling, and Transport

All samples arrived at the laboratory on time, and within preservation requirements. All QC requirements were met as required by the QAPP.

2.1.2 Chain of Custody and Holding Times

A cross reference of the COC and analytical report has concluded all extractions and analysis were performed within the required holding times.

- A revised Chain-of-Custody (COC) was received by email on June 07, 2022.

2.1.3 Laboratory Duplicates

A sample is analyzed in duplicate with each extraction batch of 20 or fewer samples. The relative percent difference (RPD) is calculated for all duplicate samples and should be no more than 25%.

- All samples were within 25%.

2.2 PCBs by EPA Method 1668C

2.2.1 Sample Preservation, Handling, and Transport

All samples arrived at the laboratory on time, and within preservation requirements. All QC requirements were met as required by the QAPP.

2.2.2 Chain of Custody and Holding Times

A cross reference of the COC and analytical report has concluded all extractions and analysis were performed within the required holding times.

2.2.3 Instrument Performance Checks

Data were verified that the mass spectral abundance and assignment are correct and within the method requirements. All samples were analyzed with an acceptable PFK performance check.

2.2.4 Initial Calibrations

All initial calibration average %RSD were within the method requirements.

2.2.5 Initial Calibration Verifications

The initial calibration curve was verified with a second source standard mix that contained all target compounds. All recoveries were acceptable.

2.2.6 Continuing Calibrations

Continuing calibration percent differences were within the requirements as stipulated. Continuing Calibrations were performed with acceptable results on a 12-hour basis. Full data validation verified the raw data compared to the Form VII values. No discrepancies were revealed.

2.2.7 Laboratory Blanks

Each analytical batch was represented with a MB. All compounds were within reporting limits in Method Blank B22L030-BLK1 associated with batch B22L030, and Method Blank B22L031-BLK1 associated with batch B22L031.

2.2.8 Laboratory Control Sample Recovery (Blank Spikes)

All LCS recoveries were within QC limits.

2.2.9 Surrogate Recoveries

All surrogate recoveries were within QC limits.

2.2.10 Matrix Spike/Matrix Spike Duplicate Recoveries

Matrix spike samples were not designated for this SDG.

2.2.11 Target Compound Identification

Target Compounds were reviewed for their pattern responses and retention times.

2.2.12 Compound Quantitation and Reporting Limits

Reporting limits were verified to be equal to the Level of Detection (LOD). The LODs have been verified to meet or exceed the project required performance standards. Sample dilutions, cleanup concentrations, and moisture correction and reanalysis have been applied to all reportable results. Ten percent of the reported data was validated for quantification and qualifications. None of the data was miscalculated or patterns misidentified.

2.3 Pesticides by EPA Method 1699

2.3.1 Sample Preservation, Handling, and Transport

All samples arrived at the laboratory intact, on time, and within preservation requirements. All QC requirements were met as required by the QAPP.

2.3.2 Chain of Custody and Holding Times

A cross reference of the COC and analytical report has concluded all extractions and analysis were performed within the required holding times.

2.3.3 Initial Calibrations

All initial calibration average %RSD were within the method requirements.

2.3.4 Initial Calibration Verifications

The initial calibration curve was verified with a second source standard mix that contained all target compounds. All recoveries were acceptable.

2.3.5 Continuing Calibrations

Continuing Calibrations were performed with acceptable results on a 12-hour basis. Full data validation verified the raw data compared to the Form VII values. No discrepancies were revealed. Continuing calibration percent differences were within the requirements.

2.3.6 Laboratory Blanks

Each analytical batch was represented with a MB. No analytes were detected above the sample quantitation limits in the Method Blanks, B22L203-BLK1 and B22L040-BLK1.

2.3.7 Laboratory Control Sample Recovery (Blank Spikes)

All LCS recoveries were within QC limits.

2.3.8 Surrogate Recoveries

All surrogate recoveries were within QC limits.

2.3.9 Matrix Spike/Matrix Spike Duplicate Recoveries

Matrix spike samples were not designated for this SDG.

2.3.10 Target Compound Identification

Target Compounds were reviewed for their pattern responses and retention times.

2.3.11 Compound Quantitation and Reporting Limits

Reporting limits were verified to be equal to the Level of Detection (LOD). The LODs have been verified to meet or exceed the project required performance standards. Sample dilutions, cleanup concentrations, and moisture correction and reanalysis have been applied to all reportable results. Ten percent of the reported data was validated for quantification and qualifications. None of the data was miscalculated or patterns misidentified. The laboratory notes the following elevated reporting limits.

Appendix A
Level 4 Data Calculations

NO LEVEL 4 CALCULATIONS COMPLETED.

Appendix B
Communications

This page left intentionally blank.

Appendix C
Qualified Data Table

** NO QUALFICATION NEEDED FOR THIS SDG.

#SYS SAMPLE CODE	LAB ANL METHOD NAME	LAB SAMPLE ID	CHEMICAL NAME	RESULT VALUE	DETECT FLAG	LAB QUALIFIERS	VALIDATOR QUALIFIERS	RESULT COMMENT

COVER LETTER

November 9, 2023
(October 31, 2023)
(October 20, 2023)

Ref; Vista Work Order No. 2208241, (08/18/2022)

Attn; Jeremy Bishop

Jacobs Engineering Group, Inc.
1100 NE Circle Blvd
Suite 300
Corvallis, Oregon 9733

Enclosed are the data validation reports for PALOS VERDES SHELF REMEDIAL ACTION-MONITORED NATURAL RECOVERY. 68HE03-18-D-0004 in connection with the D3502300-Montrose OU5 Palos Verdes Shelf.

The specific sample identifications are listed in the Sample Identification Table. The data packages were reviewed according to the Draft Quality Assurance Plan for Fish Sampling Program 2022 (Rev 2) and the following guidance documents, as applicable: National Functional Guidelines for Organic Superfund Methods Data Review, National Functional Guidelines for Inorganic Superfund Methods Data Review (01/2020), Laboratory method specific Standard Operating Procedures.

Larry Duty
Data Validation Project Manager

Table of Contents

List of Tables ..... **iii**
List of Appendices ..... **iv**
Acronyms and Abbreviations ..... **iv**

1.0 INTRODUCTION **1-1**
2.0 DATA VALIDATION RESULTS **2-1**
2.1 Lipids by EPA Method 1959 2-1
2.1.1 Sample Preservation, Handling, and Transport 2-1
2.1.2 Chain of Custody and Holding Times 2-1
2.1.3 Laboratory Duplicates 2-1
2.2 PCBs by EPA Method 1668C 2-1
2.2.1 Sample Preservation, Handling, and Transport 2-1
2.2.2 Chain of Custody and Holding Times 2-1
2.2.3 Instrument Performance Checks 2-1
2.2.4 Initial Calibrations 2-1
2.2.5 Initial Calibration Verifications 2-1
2.2.6 Continuing Calibrations 2-2
2.2.7 Laboratory Blanks 2-2
2.2.8 Laboratory Control Sample Recovery (Blank Spikes) 2-2
2.2.9 Surrogate Recoveries 2-2
2.2.10 Matrix Spike/Matrix Spike Duplicate Recoveries 2-2
2.2.11 Target Compound Identification 2-2
2.2.12 Compound Quantitation and Reporting Limits 2-2
2.3 Pesticides by EPA Method 1699 2-2
2.3.1 Sample Preservation, Handling, and Transport 2-2
2.3.2 Chain of Custody and Holding Times 2-3
2.3.3 Initial Calibrations 2-3
2.3.4 Initial Calibration Verifications 2-3
2.3.5 Continuing Calibrations 2-3
2.3.6 Laboratory Blanks 2-3
2.3.7 Laboratory Control Sample Recovery (Blank Spikes) 2-3
2.3.8 Surrogate Recoveries 2-3
2.3.9 Matrix Spike/Matrix Spike Duplicate Recoveries 2-3
2.3.10 Target Compound Identification 2-3
2.3.11 Compound Quantitation and Reporting Limits 2-3

List of Tables

Table 1-1: Field Sample and Laboratory ID Numbers 1-2
Table 1-2: Data Qualifier References 1-3
Table 1-3: Data Review Qualifier Codes 1-4

List of Appendices

Appendix A Level 4 Data Calculations
Appendix B Communications
Appendix C Qualified Data Table

Acronyms and Abbreviations

The following is a list of acronyms and abbreviations that may be used in data validation reports.

%D	percent difference	DFTPP	decafluorotriphenylphosphine
%R	percent recovery	DOD	Department Of Defense
µg/L	microgram per liter	DQAR	data quality assessment report
mg/L	milligram per liter	DUP	laboratory duplicate
pg/L	picogram per liter	DVP	data validation procedure
µg/kg	microgram per kilogram	EDB	ethylene dibromide
mg/kg	Milligram per kilogram	EDL	estimated detection limit
ng/kg	nanogram per kilogram	EICP	extracted ion current profile
pg/g	picogram per gram	EPA	Environmental Protection Agency, United States
AA	atomic absorption	EB	equipment blank
ARRF	average relative response factor	FB	field blank
BFB	bromofluorobenzene	GC	gas chromatography
BNA	base/neutral/acid compounds	GC/ECD	gas chromatography/electron capture detector
CCB	continuing calibration blank	GC/ELCD	gas chromatography/electrolytic conductivity detector (Hall detector)
CCC	calibration check compound	GC/FPD	gas chromatography/flame photometric detector
CCV	continuing calibration verification	GC/MS	gas chromatography/mass spectrometry
CF	calibration factor	GC/PID	gas chromatography/photoionization detector
CLP	Contract Laboratory Program	GFAA	graphite furnace atomic absorption
COC	chain of custody record	GPC	gel permeation

			chromatography
COD	chemical oxygen demand	Hg	mercury
CTO	contract task order	HPLC	high-performance liquid chromatography
CVAA	cold vapor atomic absorption	HRGC/HRMS	high resolution gas chromatography/high resolution mass spectrometry
DBCP	Dibromochloropropane	RF r2	response factor coefficient of determination
DCB	decachlorobiphenyl	RICRF	reconstructed ion chromatogram response factor
4,4'-DDD	4,4'-dichlorodiphenyldichloroethane	RLRIC	reporting limit reconstructed ion chromatogram
4,4'-DDE	4,4'-dichlorodiphenyldichloroethylene	RPDRL	relative percent difference reporting limit
4,4'-DDT	4,4'-dichlorodiphenyltrichloroethane	RRFRPD	relative response factor relative percent difference
ICV	initial calibration verification	RRT RRF	relative retention time relative response factor
IDL	instrument detection limit	RSDRRT	relative standard deviation relative retention time
IR	infrared spectroscopy	RTRSD	retention time relative standard deviation
IRP	installation restoration program	RT	retention time
IS	internal standards	HT	holding time
LCS	laboratory control sample	ICB	initial calibration blank
MBAS	methyl blue active substance	ICP	inductively coupled plasma
MDL	method detection limit	ICS	interference check sample
MS	matrix spike	SDG	sample delivery group
MSA	method of standard addition	SICP	selected ion current profiles
MSD	matrix spike duplicate	s/n	signal to noise ratio
m/z	mass to charge ratio	SOP	standard operating procedure
NFESC	Naval Facilities Engineering Services Center	SOW	statement of work

OP	organophosphorus	SPCC	system performance check compound
PAH	polynuclear aromatic hydrocarbon	SRM	standard reference material
PARCC	precision, accuracy, representativeness, comparability, completeness	SVOC	semivolatile organic compound
PCB	polychlorinated biphenyl	TB	trip blank
PCDD	polychlorinated dibenzodioxin	TCDD	tetrachlorodibenzodioxin
PCDF	polychlorinated dibenzofuran	TCX	tetrachloro-m-xylene
PE	performance evaluation	TDS	total dissolved solids
PEM	performance evaluation mixture	TIC	tentatively identified compound
PFK	perfluorokerosene	TOC	total organic carbon
PQO	project quality objective	TOX	total organic halides
QAPFK	quality assurance perfluorokerosene	TPHE	total petroleum hydrocarbons as extractables
QACQA	quality assurance coordinator quality assurance	UV/VIS	ultraviolet/visible
QAPPQAC	quality assurance project plan quality assurance coordinator	VOA	volatile organic analysis
QCQAPP	quality control quality assurance project plan	VOC	volatile organic compound
QSM QC	quality system manual quality control	VTSR	validated time of sample receipt
rQSM	correlation coefficient quality system manual	WDM	window defining mixture
r2r	coefficient of determination correlation coefficient	DDMU	Benzene, 1,1'-(chloroethenylidene)bis[4-chloro-
DDNU	1,1-Bis(4-chlorophenyl)ethene		

1.0 INTRODUCTION

This data validation report (DVR) contains the results of the data validation conducted for samples collected and analyzed as part of the Remedial Action – Monitored Natural Recovery Component, Palos Verdes Shelf located in Los Angeles County, California. The investigation was conducted according to contract number 68HE0318D0004, Task Order Number 68HE0921F0026. This DVR was subcontracted to E-Lab Consultants (purchase order number; 148047694) from CH2M Hill, Inc. to serve third party data assessment purposes and evaluates the laboratory data contained in the Sample Delivery Group (SDG) listed in Table 1-1.

These samples were analyzed in accordance with the approved United States Environmental Protection Agency Bligh and Dyer 1959, Chlorinated Biphenyl Congeners in Water, Soil, Sediment, Biosolids, and Tissue by HRGC/HRMS, and Pesticides in water, soil, sediment, biosolids, and tissue by HRGC/HRMS specific methods or approved laboratory standard operating procedures. **Table 1-1** provides a list of the samples collected, a laboratory sample number cross-reference, sample matrix, date collected, sample purpose, and analytical methods performed for each sample pertaining to this DVR. This DVR is conducted per the analysis requested on the COC in accordance with the Draft Quality Assurance Project Plan for Fish Sampling Program 2022, Version 02 (QAPP).

The data were evaluated against the quantitative acceptance limits given in the QAPP for the data quality parameters required by the QAPP. **Appendix A** contains full data validation calculations, **Appendix B** contains e-mail communication between Jacobs/Elab/Laboratory, and **Appendix C** contains the qualified data table.

In accordance with QAPP, a review of the data was conducted independent of the laboratory. This review consisted of an evaluation of laboratory performance criteria from the case narrative and an evaluation of the sample-specific criteria included in the laboratory data packages in accordance with the method specific guidance documents.

The validation consists of an evaluation of the chain of custody and associated laboratory sample receipt forms, proper sample preservations, holding times, initial calibration and continuing calibration procedures and results, laboratory control sample (LCS) (and duplicate [LCSD] if reported) accuracy and precision, matrix spike (MS) and matrix spike duplicate (MSD) sample analyses, method blanks, field blanks, and field duplicate precision.

Additional (as applicable) review included.

- Organic Analysis; internal standards, surrogate recoveries, instrument tuning, initial calibration, second source calibration verification, continuing calibration

verification, internal standards, degradation summaries, retention times, second column or second detector confirmations

- Inorganic Analysis; Laboratory duplicate precision, instrument tuning, initial calibration, Low-Level Calibration Check Standard, initial and continuing calibration verification, initial and continuing calibration blanks, interference check sample, internal standards, serial dilution results, post digestion spike recoveries, interelement correction factors

The results of the independent data review are presented in **Section 2.0**.

Table 1-1: Field Sample and Laboratory ID Numbers

Field I.D.	Lab I.D.	Matrix	Date Collected	Purpose	Analytical Methods
BW-FT-SB-019-F-2206	2208241-01	TF	6/28/2022 8:28	N	A,B,C
BW-FT-SB-019-C-2206	2208241-02	TF	6/28/2022 8:28	N	A,B,C
BW-FT-SB-020-F-2206	2208241-03	TF	6/28/2022 15:29	N	A,B,C
BW-FT-SB-020-C-2206	2208241-04	TF	6/28/2022 15:29	N	A,B,C
BW-FT-SB-021-F-2206	2208241-05	TF	6/29/2022 8:24	N	A,B,C
BW-FT-SB-021-C-2206	2208241-06	TF	6/29/2022 8:24	N	A,B,C
BW-FT-SB-022-F-2206	2208241-07	TF	6/29/2022 8:42	N	A,B,C
BW-FT-SB-022-C-2206	2208241-08	TF	6/29/2022 8:42	N	A,B,C
BW-FT-SB-023-F-2207	2208241-09	TF	7/5/2022 15:03	N	A,B,C
BW-FT-SB-023-C-2207	2208241-10	TF	7/5/2022 15:03	N	A,B,C
BW-FT-SB-024-F-2207	2208241-11	TF	7/6/2022 8:14	N	A,B,C
BW-FT-SB-024-C-2207	2208241-12	TF	7/6/2022 8:14	N	A,B,C
BW-FT-SB-025-F-2207	2208241-13	TF	7/6/2022 9:05	N	A,B,C
BW-FT-SB-025-C-2207	2208241-14	TF	7/6/2022 9:05	N	A,B,C
BW-FT-SB-026-F-2207	2208241-15	TF	7/7/2022 11:13	N	A,B,C
BW-FT-SB-026-C-2207	2208241-16	TF	7/7/2022 11:13	N	A,B,C

Field I.D.	Lab I.D.	Matrix	Date Collected	Purpose	Analytical Methods
BW-FT-SB-027-F-2207	2208241-17	TF	7/7/2022 11:53	N	A,B,C
BW-FT-SB-027-C-2207	2208241-18	TF	7/7/2022 11:53	N	A,B,C
Z1-FT-SB-002-F-2207	2208241-19	TF	7/27/2022 8:26	N	A,B,C
Z1-FT-SB-002-C-2207	2208241-20	TF	7/27/2022 8:26	N	A,B,C
BW-FT-SB-028-F-2207	2208241-21	TF	7/29/2022 9:13	N	A,B,C
BW-FT-SB-028-C-2207	2208241-22	TF	7/29/2022 9:13	N	A,B,C
BW-FT-SB-029-F-2207	2208241-23	TF	7/29/2022 11:37	N	A,B,C
BW-FT-SB-029-C-2207	2208241-24	TF	7/29/2022 11:37	N	A,B,C
BW-FT-SB-030-F-2207	2208241-25	TF	7/29/2022 11:49	N	A,B,C
BW-FT-SB-030-C-2207	2208241-26	TF	7/29/2022 11:49	N	A,B,C

TF-Fish Tissues
N-Normal Environmental Sample
N*-No parent sample was submitted for analysis.
Analytical Methods: A-EPA Method 1959 - Lipids

B- EPA Method 1668C - PCB Congeners (GC/MS)

C- EPA Method 1699- Organochlorine Pesticides (GC/MS)

Following the specifications in the QAPP related to the data validation process, the data were annotated with data validation qualifiers and codes as described in Table 1-2 and Table 1-3**.**

Table 1-2: Data Qualifier References

Qualifier	Organics	Inorganics
U	The analyte was analyzed for but was not detected above the method detection limit.	The analyte was analyzed for but was not detected above the method detection limit.
J	The analyte was positively identified; the associated numerical value is the approximate concentration of the analyte in the sample.	The result is an estimated quantity. The associated numerical value is the approximate concentration of the analyte in the sample.

Qualifier	Organics	Inorganics
N	The analysis indicates the presence of an analyte for which there is presumptive evidence to make a "tentative identification."	Not applicable.
NJ	The analysis indicates the presence of an analyte that has been "tentatively identified" and the associated numerical value represents its approximate concentration.	Not applicable.
UJ	The analyte was not detected above the method detection limit. However, the associated value is approximate and may or may not represent the actual limit of quantitation necessary to accurately and precisely measure the analyte in the sample.	The analyte was analyzed for but was not detected. The associated value is an estimate and may be inaccurate or imprecise.
R	The sample results are rejected due to serious deficiencies in the ability to analyze the sample and to meet quality control criteria. The presence or absence of the analyte cannot be verified.	The data are unusable. The sample results are rejected due to serious deficiencies in meeting the Quality Control (QC) criteria. The analyte may or may not be present in the sample.

Table 1-3: Data Review Qualifier Codes

Qualifier	Organics	Inorganics
H	Holding times were exceeded.	Holding times were exceeded.
S	Surrogate recovery was outside QC limits.	The sequence or number of standards used for the calibration was incorrect.
C	Calibration %RSD, r, r2 or %D were noncompliant	Correlation coefficient is <0.995.
R	Calibration RRF was <0.05.	%R for calibration is not within control limits
B	Presumed contamination from preparation (method blank)	Presumed contamination from preparation (method) blank or calibration blank
L	Laboratory Control Sample/Laboratory Control Sample Duplicate %R or RPD was not within control limits	Laboratory Control Sample/Laboratory Control Sample Duplicate %R or RPD was not within control limits
Q	MS/MSD recovery was poor	MS/MSD recovery was poor.

Qualifier	Organics	Inorganics
E	MS/MSD or Duplicate RPD was high.	MS/MSD or Duplicate RPD or difference was high.
I	Internal standard performance was unsatisfactory	ICP ICS results were unsatisfactory.
A	Not applicable.	ICP Serial Dilution %D were not within control limits
M	Instrument Performance Check (BFB or DFTPP) was noncompliant	Not applicable.
T	Presumed contamination from trip blank.	Not applicable.
F	Presumed contamination from FB or ER.	Presumed contamination from FB or ER.
D	The analysis with this flag should not be used because another more technically sound analysis is available.	The analysis with this flag should not be used because another more technically sound analysis is available.
P	Instrument performance for pesticides was poor	Post Digestion Spike recovery was not within control limits
*#	Unusual problems found with the data that have been described in Section 2, "Data Validation Findings." The number following the asterisk (*) will indicate the section in the validation report where a description of the problem can be found.	Unusual problems found with the data that have been described in Section 2, "Data Validation Findings." The number following the asterisk (*) will indicate the section in the validation report where a description of the problem can be found.

2.0 DATA VALIDATION RESULTS

2.1 Lipids by EPA Method 1959

2.1.1 Sample Preservation, Handling, and Transport

All samples arrived at the laboratory on time, and within preservation requirements. All QC requirements were met as required by the QAPP.

2.1.2 Chain of Custody and Holding Times

A cross reference of the COC and analytical report has concluded all extractions and analysis were performed within the required holding times.

2.1.3 Laboratory Duplicates

A sample is analyzed in duplicate with each extraction batch of 20 or fewer samples. The relative percent difference (RPD) is calculated for all duplicate samples and should be no more than 25%.

- All samples were within 25%.

2.2 PCBs by EPA Method 1668C

2.2.1 Sample Preservation, Handling, and Transport

All samples arrived at the laboratory on time, and within preservation requirements. All QC requirements were met as required by the QAPP.

2.2.2 Chain of Custody and Holding Times

A cross reference of the COC and analytical report has concluded all extractions and analysis were performed within the required holding times.

2.2.3 Instrument Performance Checks

Data were verified that the mass spectral abundance and assignment are correct and within the method requirements. All samples were analyzed with an acceptable PFK performance check.

2.2.4 Initial Calibrations

All initial calibration average %RSD were within the method requirements.

2.2.5 Initial Calibration Verifications

The initial calibration curve was verified with a second source standard mix that contained all target compounds. All recoveries were acceptable.

2.2.6 Continuing Calibrations

Continuing calibration percent differences were within the requirements as stipulated. Continuing Calibrations were performed with acceptable results on a 12-hour basis. Full data validation verified the raw data compared to the Form VII values. No discrepancies were revealed.

2.2.7 Laboratory Blanks

Each analytical batch was represented with a MB. All compounds were within reporting limits in Method Blank B23A011-BLK1 associated with batch B23A011, and Method Blank B23A012-BLK1 associated with batch B23A011.

2.2.8 Laboratory Control Sample Recovery (Blank Spikes)

All LCS recoveries were within QC limits.

2.2.9 Surrogate Recoveries

All surrogate recoveries were within QC limits.

2.2.10 Matrix Spike/Matrix Spike Duplicate Recoveries

Matrix spike samples were not designated for this SDG.

2.2.11 Target Compound Identification

Target Compounds were reviewed for their pattern responses and retention times.

2.2.12 Compound Quantitation and Reporting Limits

Reporting limits were verified to be equal to the Level of Detection (LOD). The LODs have been verified to meet or exceed the project required performance standards. Sample dilutions, cleanup concentrations, and moisture correction and reanalysis have been applied to all reportable results. Ten percent of the reported data was validated for quantification and qualifications. None of the data was miscalculated or patterns misidentified.

- Samples Z1-FT-SB-002-C-2207 and BW-FT-SB-028-F-2207 had labeled standard recoveries below the acceptance criteria.
    - The responses of the internal standards with low recoveries were greater than 10:1 signal-to-noise, which is the limit generally considered acceptable for accurate quantitation by isotope dilution analysis.

2.3 Pesticides by EPA Method 1699

2.3.1 Sample Preservation, Handling, and Transport

All samples arrived at the laboratory intact, on time, and within preservation requirements. All QC requirements were met as required by the QAPP.

2.3.2 Chain of Custody and Holding Times

A cross reference of the COC and analytical report has concluded all extractions and analysis were performed within the required holding times.

2.3.3 Initial Calibrations

All initial calibration average %RSD were within the method requirements.

2.3.4 Initial Calibration Verifications

The initial calibration curve was verified with a second source standard mix that contained all target compounds. All recoveries were acceptable.

2.3.5 Continuing Calibrations

Continuing Calibrations were performed with acceptable results on a 12-hour basis. Full data validation verified the raw data compared to the Form VII values. No discrepancies were revealed. Continuing calibration percent differences were within the requirements.

2.3.6 Laboratory Blanks

Each analytical batch was represented with a MB. No analytes were detected above the sample quantitation limits in the Method Blanks, B23A116-BLK1 and B23A117-BLK1.

2.3.7 Laboratory Control Sample Recovery (Blank Spikes)

All LCS recoveries were within QC limits.

2.3.8 Surrogate Recoveries

All surrogate recoveries were within QC limits.

2.3.9 Matrix Spike/Matrix Spike Duplicate Recoveries

Matrix spike samples were not designated for this SDG.

2.3.10 Target Compound Identification

Target Compounds were reviewed for their pattern responses and retention times.

2.3.11 Compound Quantitation and Reporting Limits

Reporting limits were verified to be equal to the Level of Detection (LOD). The LODs have been verified to meet or exceed the project required performance standards. Sample dilutions, cleanup concentrations, and moisture correction and reanalysis have been applied to all reportable results. Ten percent of the reported data was validated for quantification and qualifications. None of the data was miscalculated or patterns misidentified.

- Sample BW-FT-SB-029-F-2207 had labeled standard recoveries below the acceptance criteria.

- The responses of the internal standards with high recoveries were greater than 10:1 signal-to-noise, which is the limit generally considered acceptable for accurate quantitation by isotope dilution analysis.

Appendix A
Level 4 Data Calculations

Data Validation calculations for SDG Vista Work Order No. 22008241, (02/27/2023)
PALOS VERDES SHELF REMEDIAL ACTION-MONITORED NATURAL RECOVERY Project
Jacobs Engineering Group, Inc. Corvallis, OR
68HE03-18-D-0004 in connection with the D3502300-Montrose OU5 Palos Verdes Shelf
Performed by E-Lab Consultants

Balance Check

QC type	Balance	Measured	Weight	%D	reported by lab	Source page
HRMS-8	22370 and 7718	0.99	1	99	99	115

Back Calculation of Data for Validation

Sample Name:	BW-FT-SB-019-F-2206 (2208241-01)						
%LIPIDS (BD)	Lipid Residue Wt	% Organic Layer		Spl Mass (g)		%Lipids	Lab reported
	0.033549	5.4		1		0.62127778	0.621
Source page	154	154		method			8
calculation notation	B20	C20		F20			
calculation		((B20/(C20*F20))*100)					

Sample Name:	BW-FT-SB-021-C-2206 (2208241-06						
%LIPIDS	Lipid Residue Wt	% Organic Layer		Spl Mass (g)		%Lipids	Lab reported
	0.07249	5.19		1		1.39672447	1.4
Source page	154	154		method			8
calculation notation	B20	C20		F20			
calculation		((B20/(C20*F20))*100)					

Sample Name:	BW-FT-SB-025-F-2207 (2208241-13)						
%LIPIDS	Lipid Residue Wt	% Organic Layer		Spl Mass (g)		%Lipids	Lab reported
	0.069202	5.22		1		1.32570881	1.33
Source page	154	154		method			8
calculation notation	B20	C20		F20			
calculation		((B20/(C20*F20))*100)					

Sample Name:	Z1-FT-SB-002-F-2207 (2208241-19)						
%LIPIDS	Lipid Residue Wt	% Organic Layer		Spl Mass (g)		%Lipids	Lab reported
	0.061367	5.07		1		1.21039448	1.21
Source page	154	154		method			8
calculation notation	B20	C20		F20			
calculation		((B20/(C20*F20))*100)					

Sample Name:	BW-FT-SB-030-F-2207 (2208241-25)						
%LIPIDS	Lipid Residue Wt	% Organic Layer		Spl Mass (g)		%Lipids	Lab reported
	0.052488	5.37		1		0.97743017	0.977
Source page	154	154		method			8
calculation notation	B20	C20		F20			
calculation		((B20/(C20*F20))*100)					

Data Validation calculations for SDG Vista Work Order No. 22008241, (02/27/2023)
PALOS VERDES SHELF REMEDIAL ACTION-MONITORED NATURAL RECOVERY Project
Jacobs Engineering Group, Inc. Corvallis, OR
68HE03-18-D-0004 in connection with the D3502300-Montrose OU5 Palos Verdes Shelf
Performed by E-Lab Consultants

ICAL

		PCB 1				RRF	
Amount (units pg)	Response	ISTD Amt (pg units)	ISTD Resp	Rel. Resp.		calculated	Lab Reported Source Page 3096
0.2500	7250	100.0	2970000.0	0.24		0.976	0.978
1.0000	29700	100.0	3250000.0	0.91		0.914	0.915
2.5000	85000	100.0	3650000.0	2.33		0.932	0.932
50.0000	1860000	100.0	3340000.0	55.69		1.114	1.11
400.0000	14000000	100.0	3470000.0	403.46		1.009	1.01
1000.0000	31600000	100.0	3270000.0	966.36		0.966	0.9660
					avg	0.985	0.9850
					COEF	0.99984118	
					%RSD	7.24759093	7.15
IF(A15<>"",IF(AND(C15<>"",D15<>""),B15*C15/D15,B15),0)							

$$RF = \frac{(A1_x + A2_x)C_{is}}{(A1_{is} + A2_{is})C_x}$$

where:
$A1_x$ and $A2_x$ = The measured areas at the primary and secondary m/z's for the PCB
$A1_{is}$ and $A2_{is}$ = The measured areas at the primary and secondary m/z's for the internal standard
C_{is} = The concentration of the internal standard (Table 5)
C_x = The concentration of the compound in the calibration standard (Table 5)

$$\overline{RRF} = \sum_{i=1}^{n} \frac{x_i}{n}$$

where: $\overline{RRF}$ = Mean relative response factor.
x_i = RRF of the compound at concentration i.
n = Number of concentration values, in this case 5.

$$\%RSD = \frac{SD_{RRF}}{\overline{RRF}} \times 100$$

and

$$SD_{RRF} = \sqrt{\sum_{i=1}^{N} \frac{(RRF_i - \overline{RRF})^2}{N - 1}}$$

ompound).

$$\%D = \frac{RRF_c - \overline{RRF_i}}{\overline{RRF_i}} \times 100$$

ound).

where: RRF_c = RRF of the compound in the continuing calibration standard.
$\overline{RRF_i}$ = Mean RRF of the compound in the most recent initial calibration.

ICV/CCV (form 7)

QC type	Analyte	spike recovery (units)	spike amount units	%R	reported by lab	Source page
ICV	PCB 1	49.32	50	98.6	98.6	2511
CCV	PCB 1	47.48	50	95.0	95	2604

ISO dilutions

Analyte	sample ID	amount detected	amount injected	DV recovery %	Lab reported	Source Page
PCB153	W-FT-SB-019-F-220	18.7	20	93.5	93	17

Back Calculation of Data for Validation

Sample Name:	BW-FT-SB-019-F-2206 (2208241-01)								
Analyte	Response Analyte (Area)	Response Assoc. ISTD	Conc Assoc. ISTD	Analyte RRF (from ICAL)	Spl Mass (g)	Spl % Moisture	Ext Vol (mL)	DV Analyte Conc	Lab reported
PCB 28	3.66E+05	1.38E+06	3859	1.004	10			50.96982	52.4
Source page	290	296	296	3105	20				20
calculation notation	B40	C40	D40	E40	F40	G40	H40		
calculation	((B40*D40*H40*I40)/(C40*E40*(F40*((100-G40)/100))))/10								

$$C_{ex}\ (ng/mL) = \frac{(A1_s + A2_s)\,C_l}{(A1_l + A2_l)\,RR}$$

where:
C_{ex} = concentration of the PCB in the extract (ng/mL) and the other terms are as defined in Section 10.5.1

Back Calculation of Data for Validation

Sample Name:	BW-FT-SB-027-C-2207 (2208241-18)								
Analyte	Response Analyte (Area)	Response Assoc. ISTD	Conc Assoc. ISTD	Analyte RRF (from ICAL)	Spl Mass (g)	Spl % Moisture	Ext Vol (mL)	DV Analyte Conc	Lab reported
PCB-105	5.01E+06	4.96E+05	1947	1.03	10			1909.34662	1900
Source page	1329	1333	1333	3428	20				54
calculation notation	B40	C40	D40	E40	F40	G40	H40		
calculation	((B40*D40*H40*I40)/(C40*E40*(F40*((100-G40)/100))))/10								

Data Validation calculations for SDG Vista Work Order No. 22008241, (02/27/2023)
PALOS VERDES SHELF REMEDIAL ACTION-MONITORED NATURAL RECOVERY Project
Jacobs Engineering Group, Inc. Corvallis, OR
68HE03-18-D-0004 in connection with the D3502300-Montrose OU5 Palos Verdes Shelf
Performed by E-Lab Consultants

ICAL

		Hexachlorobenzene/13C6-Hexachlorobenzene				RRF	
Amount (units pg)	Response	ISTD Amt (pg units)	ISTD Resp	Rel. Resp.		calculated	Lab Reported Source Page 3453
2.0000	54700	50.0	1600000.0	1.71		0.855	0.857
10.0000	443000	50.0	2500000.0	8.86		0.886	0.884
50.0000	1320000	50.0	1440000.0	45.83		0.917	0.913
100.0000	3650000	50.0	1950000.0	93.59		0.936	0.935
250.0000	12200000	50.0	2650000.0	230.19		0.921	0.923
1200.0000	34700000	50.0	1550000.0	1119.35		0.933	0.9310
					avg	0.908	0.9072
					COEF	0.99999623	
					%RSD	3.46839432	
IF(A15<>"",IF(AND(C15<>"",D15<>""),B15*C15/D15,B15),0)							

$$RF = \frac{(A1_s + A2_s)\,C_{is}}{(A1_{is} + A2_{is})\,C_s}$$

where:
$A1_s$ and $A2_s$ = The measured areas at the primary and secondary m/z's for the PCB
$A1_{is}$ and $A2_{is}$ = The measured areas at the primary and secondary m/z's for the internal standard
C_{is} = The concentration of the internal standard (Table 5)
C_s = The concentration of the compound in the calibration standard (Table 5)

$$\overline{RRF} = \sum_{i=1}^{n} \frac{X_i}{n}$$

where: $\overline{RRF}$ = Mean relative response factor.
x_i = RRF of the compound at concentration i.
n = Number of concentration values, in this case 5.

$$\%RSD = \frac{SD_{RRF}}{\overline{RRF}} \times 100$$

and

$$SD_{RRF} = \sqrt{\sum_{i=1}^{N_c} \frac{(RRF_i - \overline{RRF})^2}{N - 1}}$$

$$\%D = \frac{RRF_c - \overline{RRF_i}}{\overline{RRF_i}} \times 100$$

ompound).
ound).

where: RRF_c = RRF of the compound in the continuing calibration standard.
$\overline{RRF_i}$ = Mean RRF of the compound in the most recent initial calibration.

ICV/CCV (form 7)

QC type	Analyte	spike recovery (units)	spike amount units	%R	reported by lab	Source page
ICV	4,4'-DDE	48	50	96.0	96	2872
CCV	2,4'-DDT	51.5	50	103	103	3001

ISO dilutions

Analyte	sample ID	amount detected	amount injected	DV recovery %	Lab reported	Source Page
2,4'-DDT	BW-FT-SB-019-F-2206	1050	1000	105	105	73

$$C_{ex}\ (ng/mL) = \frac{(A1_s + A2_s)\,C_{is}}{(A1_{is} + A2_{is})\,RR}$$

where:
C_{ex} = concentration of the PCB in the extract (ng/mL) and the other terms are as defined in Section 10.5.1

Back Calculation of Data for Validation

Sample Name:	BW-FT-SB-019-C-2206 (2208241-02)								
Analyte	Response Analyte (Area)	Response Assoc. ISTD	Conc Assoc. ISTD	Analyte RRF (from ICAL)	Spl Mass (g)	Actual [ISTD]	%REC ISTD	DV Analyte Conc	Lab reported
2,4'-DDE/13C12-2,4'-DDE	2.70E+06	1.14E+06	1000.9	1.06	1.18	676	79.7	1895.14054	1910
Source page	1964	1964	1964	1964	77	1964	1964		77
calculation notation	B36	C36	D36	E36	F36	G36	H36		
calculation			(((G36/H36)*F36))*100					((B36*D36)/(C36*E36*F36))	

Back Calculation of Data for Validation

Sample Name:	BW-FT-SB-021-C-2206 (2208241-06)								
Analyte	Response Analyte (Area)	Response Assoc. ISTD	Conc Assoc. ISTD	Analyte RRF (from ICAL)	Spl Mass (g)	Actual [ISTD]	%REC ISTD	DV Analyte Conc	Lab reported
4,4'-DDD/13C12-4,4'-DDD	4.79E+05	4.79E+05	1000.3	1.29	1.06	402	42.6	731.52091	731
Source page	2047	2047	2047	2047	81	2048	2048		81
calculation notation	B36	C36	D36	E36	F36	G36	H36		
calculation			(((G36/H36)*F36))*100					((B36*D36)/(C36*E36*F36))	

Back Calculation of Data for Validation

Sample Name:	BW-FT-SB-025-F-2207 (2208241-13)								
Analyte	Response Analyte (Area)	Response Assoc. ISTD	Conc Assoc. ISTD (ug/L)	Analyte RRF (from ICAL)	Spl Mass (g)	Actual [ISTD]	%REC ISTD	DV Analyte Conc	Lab reported
2,4'-DDE/13C12-2,4'-DDE	1.09E+05	6.14E+05	1000.4	1.06	1.16	752	87.2	144.42874	145
Source page	2203	2203	2203	2203	88	2203	2203		88
calculation notation	B36	C36	D36	E36	F36	G36	H36		
calculation			(((G36/H36)*F36))*100					((B36*D36)/(C36*E36*F36))	

Back Calculation of Data for Validation

Sample Name:	Z1-FT-SB-002-F-2207 (2208241-19)								
Analyte	Response Analyte (Area)	Response Assoc. ISTD	Conc Assoc. ISTD (ug/L)	Analyte RRF (from ICAL)	Spl Mass (g)	Actual [ISTD]	%REC ISTD	DV Analyte Conc	Lab reported
4,4'-DDD/13C12-4,4'-DDD	3.52E+05	1.69E+05	1000.1	1.29	1.03	401	41.3	1567.69138	1570
Source page	2332	2332	2332	2332	94	2333	2333		94
calculation notation	B36	C36	D36	E36	F36	G36	H36		
calculation			(((G36/H36)*F36))*100					((B36*D36)/(C36*E36*F36))	

Data Validation calculations for SDG Vista Work Order No. 22008241, (02/27/2023)
PALOS VERDES SHELF REMEDIAL ACTION-MONITORED NATURAL RECOVERY Project
Jacobs Engineering Group, Inc. Corvallis, OR
68HE03-18-D-0004 in connection with the D3502300-Montrose OU5 Palos Verdes Shelf

Back Calculation of Data for Validation									
Sample Name:	BW-FT-SB-030-F-2207 (2208241-25)								
Analyte	Response Analyte (Area)	Response Assoc. ISTD	Conc Assoc. ISTD (ug/L)	Analyte RRF (from ICAL)	Spl Mass (g)	Actual [ISTD]	%REC ISTD	DV Analyte Conc	Lab reported
2,4'-DDE/13C12-2,4'-DDE	4.84E+04	1.57E+05	1001.1	1.06	1.03	866	89.1	282.67020	284
Source page	2462	2462	2462	2462	100	2462	2462		100
calculation notation	B36	C36	D36	E36	F36	G36	H36		
calculation			(((G36/H36)*F36))*100					((B36*D36)/(C36*E36*F36))	

Appendix B
Communications

This page left intentionally blank.

Appendix C
Qualified Data Table

** NO QUALFICATION NEEDED FOR THIS SDG.

#SYS SAMPLE CODE	LAB_ANL METHOD NAME	LAB SAMPLE ID	CHEMICAL NAME	RESULT VALUE	DETECT FLAG	LAB QUALIFIERS	VALIDATOR QUALIFIERS	RESULT COMMENT

COVER LETTER

February 16, 2024

Ref; Vista Work Order No. 2312038, (12/06/2023)

Attn; Jeremy Bishop

Jacobs Engineering Group, Inc.
1100 NE Circle Blvd
Suite 300
Corvallis, Oregon 9733

Enclosed are the data validation reports for PALOS VERDES SHELF REMEDIAL ACTION-MONITORED NATURAL RECOVERY. 68HE03-18-D-0004 in connection with the D3502300-Montrose OU5 Palos Verdes Shelf.

The specific sample identifications are listed in the Sample Identification Table. The data packages were reviewed according to the Draft Quality Assurance Plan for Fish Sampling Program 2022 (Rev 2) and the following guidance documents, as applicable: National Functional Guidelines for Organic Superfund Methods Data Review, National Functional Guidelines for Inorganic Superfund Methods Data Review (01/2020), Laboratory method specific Standard Operating Procedures.

Alexandrea Armfield Schulz
Data Validation Project Manager

Larry Duty
Data Validation Project Manager

Table of Contents

List of Tables iii
List of Appendices iv
Acronyms and Abbreviations iv

1.0 INTRODUCTION 1-1
2.0 DATA VALIDATION RESULTS 2-6
2.1 Lipids by EPA Method 1959 2-6
2.1.1 Sample Preservation, Handling, and Transport 2-6
2.1.2 Chain of Custody and Holding Times 2-6
2.1.3 Laboratory Duplicates 2-6
2.2 PCBs by EPA Method 1668C 2-7
2.2.1 Sample Preservation, Handling, and Transport 2-7
2.2.2 Chain of Custody and Holding Times 2-7
2.2.3 Instrument Performance Checks 2-7
2.2.4 Initial Calibrations 2-7
2.2.5 Initial Calibration Verifications 2-7
2.2.6 Continuing Calibrations 2-7
2.2.7 Laboratory Blanks 2-7
2.2.8 Laboratory Control Sample Recovery (Blank Spikes) 2-8
2.2.9 Surrogate Recoveries 2-8
2.2.10 Matrix Spike/Matrix Spike Duplicate Recoveries 2-8
2.2.11 Laboratory Duplicate Recoveries 2-8
2.2.12 Target Compound Identification 2-8
2.2.13 Compound Quantitation and Reporting Limits 2-8
2.3 Pesticides by EPA Method 1699 2-9
2.3.1 Sample Preservation, Handling, and Transport 2-9
2.3.2 Chain of Custody and Holding Times 2-9
2.3.3 Initial Calibrations 2-9
2.3.4 Initial Calibration Verifications 2-9
2.3.5 Continuing Calibrations 2-9
2.3.6 Endrin/4,4'-DDT Breakdown 2-9
2.3.7 Laboratory Blanks 2-9
2.3.8 Surrogate Recoveries 2-9
2.3.9 Matrix Spike/Matrix Spike Duplicate Recoveries 2-9
2.3.10 Laboratory Duplicate Recoveries 2-9
2.3.11 Target Compound Identification 2-10
2.3.12 Compound Quantitation and Reporting Limits 2-10

List of Tables

Table 1-1: Field Sample and Laboratory ID Numbers 1-2
Table 1-2: Data Qualifier References 1-4
Table 1-3: Data Review Qualifier Codes 1-5

List of Appendices

Appendix A Level 4 Data Calculations
Appendix B Communications
Appendix C Qualified Data Table

Acronyms and Abbreviations

The following is a list of acronyms and abbreviations that may be used in data validation reports.

%D	percent difference	DFTPP	decafluorotriphenylphosphine
%R	percent recovery	DOD	Department Of Defense
µg/L	microgram per liter	DQAR	data quality assessment report
mg/L	milligram per liter	DUP	laboratory duplicate
pg/L	picogram per liter	DVP	data validation procedure
µg/kg	microgram per kilogram	EDB	ethylene dibromide
mg/kg	Milligram per kilogram	EDL	estimated detection limit
ng/kg	nanogram per kilogram	EICP	extracted ion current profile
pg/g	picogram per gram	EPA	Environmental Protection Agency, United States
AA	atomic absorption	EB	equipment blank
ARRF	average relative response factor	FB	field blank
BFB	bromofluorobenzene	GC	gas chromatography
BNA	base/neutral/acid compounds	GC/ECD	gas chromatography/electron capture detector
CCB	continuing calibration blank	GC/ELCD	gas chromatography/electrolytic conductivity detector (Hall detector)
CCC	calibration check compound	GC/FPD	gas chromatography/flame photometric detector
CCV	continuing calibration verification	GC/MS	gas chromatography/mass spectrometry
CF	calibration factor	GC/PID	gas chromatography/photoionization detector
CLP	Contract Laboratory Program	GFAA	graphite furnace atomic absorption

COC	chain of custody record	GPC	gel permeation chromatography
COD	chemical oxygen demand	Hg	mercury
CTO	contract task order	HPLC	high-performance liquid chromatography
CVAA	cold vapor atomic absorption	HRGC/HRMS	high resolution gas chromatography/high resolution mass spectrometry
DBCP	Dibromochloropropane	RF r2	response factor coefficient of determination
DCB	decachlorobiphenyl	RICRF	reconstructed ion chromatogram response factor
4,4'-DDD	4,4'-dichlorodiphenyldichloroethane	RLRIC	reporting limit reconstructed ion chromatogram
4,4'-DDE	4,4'-dichlorodiphenyldichloroethylene	RPDRL	relative percent difference reporting limit
4,4'-DDT	4,4'-dichlorodiphenyltrichloroethane	RRFRPD	relative response factor relative percent difference
ICV	initial calibration verification	RRT RRF	relative retention time relative response factor
IDL	instrument detection limit	RSDRRT	relative standard deviation relative retention time
IR	infrared spectroscopy	RTRSD	retention time relative standard deviation
IRP	installation restoration program	RT	retention time
IS	internal standards	HT	holding time
LCS	laboratory control sample	ICB	initial calibration blank
MBAS	methyl blue active substance	ICP	inductively coupled plasma
MDL	method detection limit	ICS	interference check sample
MS	matrix spike	SDG	sample delivery group
MSA	method of standard addition	SICP	selected ion current profiles
MSD	matrix spike duplicate	s/n	signal to noise ratio
m/z	mass to charge ratio	SOP	standard operating procedure

NFESC	Naval Facilities Engineering Services Center	SOW	statement of work
OP	organophosphorus	SPCC	system performance check compound
PAH	polynuclear aromatic hydrocarbon	SRM	standard reference material
PARCC	precision, accuracy, representativeness, comparability, completeness	SVOC	semivolatile organic compound
PCB	polychlorinated biphenyl	TB	trip blank
PCDD	polychlorinated dibenzodioxin	TCDD	tetrachlorodibenzodioxin
PCDF	polychlorinated dibenzofuran	TCX	tetrachloro-m-xylene
PE	performance evaluation	TDS	total dissolved solids
PEM	performance evaluation mixture	TIC	tentatively identified compound
PFK	perfluorokerosene	TOC	total organic carbon
PQO	project quality objective	TOX	total organic halides
QAPFK	quality assurance perfluorokerosene	TPHE	total petroleum hydrocarbons as extractables
QACQA	quality assurance coordinator quality assurance	UV/VIS	ultraviolet/visible
QAPPQAC	quality assurance project plan quality assurance coordinator	VOA	volatile organic analysis
QCQAPP	quality control quality assurance project plan	VOC	volatile organic compound
QSM QC	quality system manual quality control	VTSR	validated time of sample receipt
rQSM	correlation coefficient quality system manual	WDM	window defining mixture
r2r	coefficient of determination correlation coefficient	DDMU	Benzene, 1,1'-(chloroethenylidene)bis[4-chloro-
DDNU	1,1-Bis(4-chlorophenyl)ethene		

1.0 INTRODUCTION

This data validation report (DVR) contains the results of the data validation conducted for samples collected and analyzed as part of the Remedial Action – Monitored Natural Recovery Component, Palos Verdes Shelf located in Los Angeles County, California. The investigation was conducted according to contract number 68HE0318D0004, Task Order Number 68HE0921F0026. This DVR was subcontracted to E-Lab Consultants (purchase order number; 148047694) from CH2M Hill, Inc. to serve third party data assessment purposes and evaluates the laboratory data contained in the Sample Delivery Group (SDG) listed in Table 1-1.

These samples were analyzed in accordance with the approved United States Environmental Protection Agency Bligh and Dyer 1959, Chlorinated Biphenyl Congeners in Water, Soil, Sediment, Biosolids, and Tissue by HRGC/HRMS, and Pesticides in water, soil, sediment, biosolids, and tissue by HRGC/HRMS specific methods or approved laboratory standard operating procedures. **Table 1-1** provides a list of the samples collected, a laboratory sample number cross-reference, sample matrix, date collected, sample purpose, and analytical methods performed for each sample pertaining to this DVR. This DVR is conducted per the analysis requested on the COC in accordance with the Draft Quality Assurance Project Plan for Fish Sampling Program 2022, Version 02 (QAPP).

The data were evaluated against the quantitative acceptance limits given in the QAPP for the data quality parameters required by the QAPP. **Appendix A** contains full data validation calculations, **Appendix B** contains e-mail communication between Jacobs/Elab/Laboratory, and **Appendix C** contains the qualified data table.

In accordance with QAPP, a review of the data was conducted independent of the laboratory. This review consisted of an evaluation of laboratory performance criteria from the case narrative and an evaluation of the sample-specific criteria included in the laboratory data packages in accordance with the method specific guidance documents.

The validation consists of an evaluation of the chain of custody and associated laboratory sample receipt forms, proper sample preservations, holding times, initial calibration and continuing calibration procedures and results, laboratory control sample (LCS) (and duplicate [LCSD] if reported) accuracy and precision, matrix spike (MS) and matrix spike duplicate (MSD) sample analyses, method blanks, field blanks, and field duplicate precision.

Additional (as applicable) review included.

- Organic Analysis; internal standards, surrogate recoveries, instrument tuning, initial calibration, second source calibration verification, continuing calibration

verification, internal standards, degradation summaries, retention times, second column or second detector confirmations

- Inorganic Analysis; Laboratory duplicate precision, instrument tuning, initial calibration, Low-Level Calibration Check Standard, initial and continuing calibration verification, initial and continuing calibration blanks, interference check sample, internal standards, serial dilution results, post digestion spike recoveries, interelement correction factors

The results of the independent data review are presented in **Section 2.0**.

Table 1-1: Field Sample and Laboratory ID Numbers

Field I.D.	Lab I.D.	Matrix	Date Collected	Purpose	Analytical Methods
Z3-FT-SB-008-F-2310	2312038-01	TF	10/27/2023 10:03	N	A,B,C
Z3-FT-SB-008-C-2310	2312038-02	TF	10/27/2023 10:03	N	A
Z3-FT-SB-009-F-2311	2312038-03	TF	11/3/2023 10:31	N	A,B,C
Z3-FT-SB-009-C-2311	2312038-04	TF	11/3/2023 10:31	N	A
Z3-FT-SB-010-F-2311	2312038-05	TF	11/3/2023 12:02	N	A,B,C
Z3-FT-SB-010-C-2311	2312038-06	TF	11/3/2023 12:02	N	A
Z3-FT-SB-011-F-2311	2312038-07	TF	11/22/2023 10:21	N	A,B,C
Z3-FT-SB-011-C-2311	2312038-08	TF	11/22/2023 10:21	N	A
Z3-FT-SB-012-F-2311	2312038-09	TF	11/22/2023 10:21	N	A,B,C
Z3-FT-SB-012-C-2311	2312038-10	TF	11/22/2023 10:21	N	A
Z3-FT-SB-013-F-2311	2312038-11	TF	11/22/2023 13:27	N	A,B,C
Z3-FT-SB-013-C-2311	2312038-12	TF	11/22/2023 13:27	N	A

Field I.D.	Lab I.D.	Matrix	Date Collected	Purpose	Analytical Methods
Z3-FT-SB-014-F-2311	2312038-13	TF	11/28/2023 9:53	N	A,B,C
Z3-FT-SB-014-C-2311	2312038-14	TF	11/28/2023 9:53	N	A
Z3-FT-SB-015-F-2311	2312038-15	TF	11/28/2023 11:33	N	A,B,C
Z3-FT-SB-015-C-2311	2312038-16	TF	11/28/2023 11:33	N	A
Z3-FT-SB-016-F-2311	2312038-17	TF	11/28/2023 11:33	N	A,B,C
Z3-FT-SB-016-C-2311	2312038-18	TF	11/28/2023 11:33	N	A
Z3-FT-SB-017-F-2311	2312038-19	TF	11/28/2023 11:33	N	A,B,C
Z3-FT-SB-017-C-2311	2312038-20	TF	11/28/2023 11:33	N	A
Z3-FT-SB-018-F-2311	2312038-21	TF	11/28/2023 11:33	N	A,B,C
Z3-FT-SB-018-C-2311	2312038-22	TF	11/28/2023 11:33	N	A
Z3-FT-SB-020-F-2311	2312038-23	TF	11/30/2023 11:50	N	A,B,C
Z3-FT-SB-020-C-2311	2312038-24	TF	11/30/2023 11:50	N	A
Z3-FT-SB-021-F-2311	2312038-25	TF	11/30/2023 11:50	N	A,B,C
Z3-FT-SB-021-C-2311	2312038-26	TF	11/30/2023 11:50	N	A
Z3-FT-SB-022-F-2311	2312038-27	TF	11/30/2023 11:50	N	A,B,C
Z3-FT-SB-022-C-2311	2312038-28	TF	11/30/2023 11:50	N	A
Z3-FT-SB-023-F-2311	2312038-29	TF	11/30/2023 11:50	N	A,B,C

Field I.D.	Lab I.D.	Matrix	Date Collected	Purpose	Analytical Methods
Z3-FT-SB-023-C-2311	2312038-30	TF	11/30/2023 11:50	N	A
Z3-FT-SB-024-F-2311	2312038-31	TF	11/30/2023 11:50	N	A,B,C
Z3-FT-SB-024-C-2311	2312038-32	TF	11/30/2023 11:50	N	A
Z3-FT-SB-025-F-2311	2312038-33	TF	11/30/2023 11:50	N	A,B,C
Z3-FT-SB-025-C-2311	2312038-34	TF	11/30/2023 11:50	N	A
Z3-FT-SB-019-F-2311	2312038-35	TF	11/30/2023 13:07	N	A,B,C
Z3-FT-SB-019-C-2311	2312038-36	TF	11/30/2023 13:07	N	A

TF-Fish Tissues
N-Normal Environmental Sample
N*-No parent sample was submitted for analysis.
Analytical Methods: A-EPA Method 1959 - Lipids

B- EPA Method 1668C - PCB Congeners (GC/MS)

C- EPA Method 1699- Organochlorine Pesticides (GC/MS)

Following the specifications in the QAPP related to the data validation process, the data were annotated with data validation qualifiers and codes as described in Table 1-2 and Table 1-3**.**

Table 1-2: Data Qualifier References

Qualifier	Organics	Inorganics
U	The analyte was analyzed for but was not detected above the method detection limit.	The analyte was analyzed for but was not detected above the method detection limit.
J	The analyte was positively identified; the associated numerical value is the approximate concentration of the analyte in the sample.	The result is an estimated quantity. The associated numerical value is the approximate concentration of the analyte in the sample.
N	The analysis indicates the presence of an analyte for which there is	Not applicable.

Qualifier	Organics	Inorganics
	presumptive evidence to make a "tentative identification."	
NJ	The analysis indicates the presence of an analyte that has been "tentatively identified" and the associated numerical value represents its approximate concentration.	Not applicable.
UJ	The analyte was not detected above the method detection limit. However, the associated value is approximate and may or may not represent the actual limit of quantitation necessary to accurately and precisely measure the analyte in the sample.	The analyte was analyzed for but was not detected. The associated value is an estimate and may be inaccurate or imprecise.
R	The sample results are rejected due to serious deficiencies in the ability to analyze the sample and to meet quality control criteria. The presence or absence of the analyte cannot be verified.	The data are unusable. The sample results are rejected due to serious deficiencies in meeting the Quality Control (QC) criteria. The analyte may or may not be present in the sample.

Table 1-3: Data Review Qualifier Codes

Qualifier	Organics	Inorganics
H	Holding times were exceeded.	Holding times were exceeded.
S	Surrogate recovery was outside QC limits.	The sequence or number of standards used for the calibration was incorrect.
C	Calibration %RSD, r, r2 or %D were noncompliant	Correlation coefficient is <0.995.
R	Calibration RRF was <0.05.	%R for calibration is not within control limits
B	Presumed contamination from preparation (method blank)	Presumed contamination from preparation (method) blank or calibration blank
L	Laboratory Control Sample/Laboratory Control Sample Duplicate %R or RPD was not within control limits	Laboratory Control Sample/Laboratory Control Sample Duplicate %R or RPD was not within control limits
Q	MS/MSD recovery was poor	MS/MSD recovery was poor.
E	MS/MSD or Duplicate RPD was high.	MS/MSD or Duplicate RPD or difference was high.

Qualifier	Organics	Inorganics
I	Internal standard performance was unsatisfactory	ICP ICS results were unsatisfactory.
A	Not applicable.	ICP Serial Dilution %D were not within control limits
M	Instrument Performance Check (BFB or DFTPP) was noncompliant	Not applicable.
T	Presumed contamination from trip blank.	Not applicable.
F	Presumed contamination from FB or ER.	Presumed contamination from FB or ER.
D	The analysis with this flag should not be used because another more technically sound analysis is available.	The analysis with this flag should not be used because another more technically sound analysis is available.
P	Instrument performance for pesticides was poor	Post Digestion Spike recovery was not within control limits
*#	Unusual problems found with the data that have been described in Section 2, "Data Validation Findings." The number following the asterisk (*) will indicate the section in the validation report where a description of the problem can be found.	Unusual problems found with the data that have been described in Section 2, "Data Validation Findings." The number following the asterisk (*) will indicate the section in the validation report where a description of the problem can be found.

2.0 DATA VALIDATION RESULTS

2.1 Lipids by EPA Method 1959

2.1.1 Sample Preservation, Handling, and Transport

All samples arrived at the laboratory on time, and within preservation requirements. All QC requirements were met as required by the QAPP.

2.1.2 Chain of Custody and Holding Times

A cross reference of the COC and analytical report has concluded all extractions and analysis were performed within the required holding times.

2.1.3 Laboratory Duplicates

A sample is analyzed in duplicate with each extraction batch of 20 or fewer samples. The relative percent difference (RPD) is calculated for all duplicate samples and should be no more than 25%.

- All samples were within 25%.

2.2 PCBs by EPA Method 1668C

2.2.1 Sample Preservation, Handling, and Transport

All samples arrived at the laboratory on time, and within preservation requirements. All QC requirements were met as required by the QAPP.

2.2.2 Chain of Custody and Holding Times

A cross reference of the COC and analytical report has concluded all extractions and analysis were performed within the required holding times.

2.2.3 Instrument Performance Checks

Data were verified that the mass spectral abundance and assignment are correct and within the method requirements. All samples were analyzed with an acceptable PFK performance check and within the 12-hour window requirement.

2.2.4 Initial Calibrations

All initial calibration average %RSD were within the method requirements.

2.2.5 Initial Calibration Verifications

The initial calibration curve was verified with a second source standard mix that contained all target compounds. All recoveries were acceptable.

2.2.6 Continuing Calibrations

Continuing calibration percent differences were within the requirements as stipulated. Continuing Calibrations were performed with acceptable results on a 12-hour basis. Full data validation verified the raw data compared to the Form VII values. No discrepancies were revealed.

2.2.7 Laboratory Blanks

Each analytical batch was represented with a MB. All compounds were within reporting limits in Method Blank B24A032-BLK1, except for in the following table.

Analyte	Conc. (pg/g)
PCB-18	21.6
PCB-28	20.6
PCB-31	26.1
PCB-37	3.22
PCB-43/49	34.2
PCB-44	47.4
PCB-52/69	46.7
PCB-61/70	34.5

Analyte	Conc. (pg/g)
PCB-66/76	21.8
PCB-74	13.7
PCB-90/101	19
PCB-99	5.84
PCB-105	2.87
PCB-110	12
PCB-138/163/164	8.11
PCB-139/149	10.7
PCB-151	2.32
PCB-153	6.65
PCB-170	0.769

- Corresponding samples are qualified UJ/J,B based on their results compared to the blank concentration for each analyte. Qualifications were not necessary for samples with results greater than 5x the blank concentration result.

2.2.8 Laboratory Control Sample Recovery (Blank Spikes)

All LCS recoveries were within QC limits, specific for each compound.

2.2.9 Surrogate Recoveries

All surrogate recoveries were within QC limits, specific to each compound, or were made unusable due to dilutions.

2.2.10 Matrix Spike/Matrix Spike Duplicate Recoveries

Matrix spike samples were not designated for this SDG.

2.2.11 Laboratory Duplicate Recoveries

A sample duplicate was performed on sample Z3-FT-SB-023-F-2311. All RPDs were within the acceptance criteria, except for PCB-81 and PCB-37, RPD was unable to be calculated.

- No Qualification necessary.

2.2.12 Target Compound Identification

Target Compounds were reviewed for their pattern responses and retention times.

2.2.13 Compound Quantitation and Reporting Limits

Reporting limits were verified to be equal to the Level of Detection (LOD). The LODs have been verified to meet or exceed the project required performance standards. Sample dilutions, cleanup concentrations, and moisture correction and reanalysis have been applied to all reportable results. Ten percent of the reported data was validated for quantification and qualifications. None of the data was miscalculated or patterns misidentified.

2.3 Pesticides by EPA Method 1699

2.3.1 Sample Preservation, Handling, and Transport

All samples arrived at the laboratory intact, on time, and within preservation requirements. All QC requirements were met as required by the QAPP.

2.3.2 Chain of Custody and Holding Times

A cross reference of the COC and analytical report has concluded all extractions and analysis were performed within the required holding times.

2.3.3 Initial Calibrations

All initial calibration average %RSD were within the method requirements.

2.3.4 Initial Calibration Verifications

The initial calibration curve was verified with a second source standard mix that contained all target compounds. All recoveries were acceptable.

2.3.5 Continuing Calibrations

Continuing Calibrations were performed with acceptable results on a 12-hour basis. Full data validation verified the raw data compared to the Form VII values. No discrepancies were revealed. Continuing calibration percent differences were within the requirements.

2.3.6 Endrin/4,4'-DDT Breakdown

The endrin/4,4'-DDT breakdown test met method specifications of within 20%.

2.3.7 Laboratory Blanks

Each analytical batch was represented with a MB. No analytes were detected above the sample quantitation limits in the Method Blank B23L254-BLK1.

All LCS recoveries were within QC limits, specific for each compound.

2.3.8 Surrogate Recoveries

All surrogate recoveries were within QC limits, specific to each compound, or were made unusable due to dilutions.

2.3.9 Matrix Spike/Matrix Spike Duplicate Recoveries

Matrix spike samples were not designated for this SDG.

2.3.10 Laboratory Duplicate Recoveries

A sample duplicate was performed on sample Z3-FT-SB-023-F-2311. All RPDs were within the acceptance criteria, except for 2,4'-DDE, and 4,4'-DDE.

- Corresponding samples are qualified, UJ/J, LD.

2.3.11 Target Compound Identification

Target Compounds were reviewed for their pattern responses and retention times.

2.3.12 Compound Quantitation and Reporting Limits

Reporting limits were verified to be equal to the Level of Detection (LOD). The LODs have been verified to meet or exceed the project required performance standards. Sample dilutions, cleanup concentrations, and moisture correction and reanalysis have been applied to all reportable results. Ten percent of the reported data was validated for quantification and qualifications. None of the data was miscalculated or patterns misidentified.

Appendix A
Level 4 Data Calculations

Data Validation calculations for SDG Vista Work Order No. 2312038, (12/06/2023)
PALOS VERDES SHELF REMEDIAL ACTION-MONITORED NATURAL RECOVERY Project
Jacobs Engineering Group, Inc. Corvallis, OR
68HE03-18-D-0004 in connection with the D3502300-Montrose OU5 Palos Verdes Shelf
Performed by E-Lab Consultants

Back Calculation of Data for Validation							
Sample Name:	Z3-FT-SB-008-F-2310 (2312038-01)						
%LIPIDS (BD)	Lipid Residue Wt	% Organic Layer	[redacted]	Spl Mass (g)	[redacted]	%Lipids	Lab reported
	0.028349	5.04		1		0.56248016	0.562
Source page	58	58		method			8
calculation notation	B20	C20		F20			
calculation	((B20/(C20*F20))*100)						

Back Calculation of Data for Validation							
Sample Name:	Z3-FT-SB-016-F-2311 (2312038-17)						
%LIPIDS	Lipid Residue Wt	% Organic Layer	[redacted]	Spl Mass (g)	[redacted]	%Lipids	Lab reported
	0.030212	5.06		1		0.5970751	0.597
Source page	58	58		method			8
calculation notation	B20	C20		F20			
calculation	((B20/(C20*F20))*100)						

Back Calculation of Data for Validation							
Sample Name:	Z3-FT-SB-022-F-2311 (2312038-27)						
%LIPIDS	Lipid Residue Wt	% Organic Layer	[redacted]	Spl Mass (g)	[redacted]	%Lipids	Lab reported
	0.038412	5.03		1		0.76365805	0.763
Source page	58	58		method			8
calculation notation	B20	C20		F20			
calculation	((B20/(C20*F20))*100)						

Back Calculation of Data for Validation							
Sample Name:	Z3-FT-SB-019-F-2311 (2312038-35)						
%LIPIDS	Lipid Residue Wt	% Organic Layer	[redacted]	Spl Mass (g)	[redacted]	%Lipids	Lab reported
	0.028182	5.06		1		0.55695652	0.557
Source page	58	58		method			8
calculation notation	B20	C20		F20			

Data Validation calculations for SDG Vista Work Order No. 2312038, (12/06/2023)
PALOS VERDES SHELF REMEDIAL ACTION-MONITORED NATURAL RECOVERY Project
Jacobs Engineering Group, Inc. Corvallis, OR
68HE03-18-D-0004 in connection with the D3502300-Montrose OU5 Palos Verdes Shelf
Performed by E-Lab Consultants

ICAL

		PCB 1				RRF	
Amount (units pg)	Response	ISTD Amt (pg units)	ISTD Resp	Rel. Resp.		calculated	Lab Reported Source Page 1378
0.2500	12600	100.0	6120000.0	0.21		0.824	0.826
1.0000	52200	100.0	5790000.0	0.90		0.902	0.903
2.5000	137000	100.0	6230000.0	2.20		0.880	0.88
50.0000	3400000	100.0	7170000.0	47.42		0.948	0.949
400.0000	23800000	100.0	5930000.0	401.35		1.003	1
1000.0000	42400000	100.0	4790000.0	885.18		0.885	0.8850
					avg	0.907	0.908
					COEF	0.99864012	
					%RSD	6.83696457	6.78745
IF(A15<>"",IF(AND(C15<>"",D15<>""),B15*C15/D15,B15),0)							

$$RF = \frac{(A1_s + A2_s)\,C_{is}}{(A1_{is} + A2_{is})\,C_s}$$

where:
$A1_s$ and $A2_s$ = The measured areas at the primary and secondary m/z's for the PCB
$A1_{is}$ and $A2_{is}$ = The measured areas at the primary and secondary m/z's for the internal standard
C_{is} = The concentration of the internal standard (Table 5)
C_s = The concentration of the compound in the calibration standard (Table 5)

$$\overline{RRF} = \sum_{i=1}^{n} \frac{x_i}{n}$$

where: $\overline{RRF}$ = Mean relative response factor.
x_i = RRF of the compound at concentration i.
n = Number of concentration values in this case 5.

$$\%RSD = \frac{SD_{RRF}}{\overline{RRF}} \times 100$$

and

$$SD_{RRF} = \sqrt{\sum_{i=1}^{N} \frac{(RRF_i - \overline{RRF})^2}{N - 1}}$$

$$\%D = \frac{RRF_c - \overline{RRF_i}}{\overline{RRF_i}} \times 100$$

where: RRF_c = RRF of the compound in the continuing calibration standard.
$\overline{RRF_i}$ = Mean RRF of the compound in the most recent initial calibration.

ICV/CCV (form 7)

QC type	Analyte	spike recovery (units)	spike amount units	%R	reported by lab	Source page
ICV	PCB-31	51.67	50	103.3	103	1244
CCV	PCB 77	55.97	50	111.94	112	1289

ISO dilutions

Analyte	sample ID	amount detected	amount injected	DV recovery %	Lab reported	Source Page
PCB37	B24A032-BS1	120	100	120	120	13

Back Calculation of Data for Validation

Sample Name:	Z3-FT-SB-008-F-2310 (2312038-01)								
Analyte	Response Analyte (Area)	Response Assoc. ISTD	Conc Assoc. ISTD	Analyte RRF (from ICAL)	Spl Mass (g)	Actual [ISTD]	%REC ISTD	DV Analyte Conc	Lab reported
PCB-99	2.32E+06	2.28E+05	2000.8	1.03	10.05	108.9	54.7	1966.78309	1960
Source page	160	164	164	160	68	164	164		15
calculation notation	B36	C36	D36	E36	F36	G36	H36		
calculation			(((G36/H36)*F36))*100					((B36*D36)/(C36*E36*F36))	

$$C_{es}\ (ng/mL) = \frac{(A1_s + A2_s)\,C_{is}}{(A1_{is} + A2_{is})\,RR}$$

where:
C_{es} = concentration of the PCB in the extract (ng/mL) and the other terms are as defined in Section 10.5.1

Back Calculation of Data for Validation

Sample Name:	Z3-FT-SB-016-F-2311 (2312038-17)								
Analyte	Response Analyte (Area)	Response Assoc. ISTD	Conc Assoc. ISTD	Analyte RRF (from ICAL)	Spl Mass (g)	Actual [ISTD]	%REC ISTD	DV Analyte Conc	Lab reported
PCB-138/163/164	1.90E+06	2.41E+05	2000.4	1.1	10.02	166.9	83.6	1430.84942	1430
Source page	649	650	684	649	68	650	650		31
calculation notation	B36	C36	D36	E36	F36	G36	H36		
calculation			(((G36/H36)*F36))*100					((B36*D36)/(C36*E36*F36))	

Back Calculation of Data for Validation

Sample Name:	Z3-FT-SB-022-F-2311 (2312038-27)								
Analyte	Response Analyte (Area)	Response Assoc. ISTD	Conc Assoc. ISTD (ug/L)	Analyte RRF (from ICAL)	Spl Mass (g)	Actual [ISTD]	%REC ISTD	DV Analyte Conc	Lab reported
PCB-28	1.83E+05	5.32E+05	1993.9	1.12	10.01	172.7	86.7	61.17792	61.4
Source page	920	926	926	920	69	926	926		41
calculation notation	B36	C36	D36	E36	F36	G36	H36		
calculation			(((G36/H36)*F36))*100					((B36*D36)/(C36*E36*F36))	

Back Calculation of Data for Validation

Sample Name:	Z3-FT-SB-019-F-2311 (2312038-35)								
Analyte	Response Analyte (Area)	Response Assoc. ISTD	Conc Assoc. ISTD (ug/L)	Analyte RRF (from ICAL)	Spl Mass (g)	Actual [ISTD]	%REC ISTD	DV Analyte Conc	Lab reported
PCB-153	2.37E+06	3.56E+05	2000.6	0.979	10.01	147.3	73.7	1359.09844	1350
Source page	1155	1159	1159	1155	69	1159	1159		53
calculation notation	B36	C36	D36	E36	F36	G36	H36		
calculation		((B40*D40*H40*I40)/(C40*E40*(F40*((100-G40)/100))))/10							

Data Validation calculations for SDG Vista Work Order No. 2312038, (12/06/2023)
PALOS VERDES SHELF REMEDIAL ACTION-MONITORED NATURAL RECOVERY Project
Jacobs Engineering Group, Inc. Corvallis, OR
68HE03-18-D-0004 in connection with the D3502300-Montrose OU5 Palos Verdes Shelf
Performed by E-Lab Consultants

ICAL

		Hexachlorobenzene/13C6-Hexachlorobenzene				RRF	
Amount (units pg)	Response	ISTD Amt (pg units)	ISTD Resp	Rel. Resp.		calculated	Lab Reported Source Page 593
2.0000	38400	50.0	1070000.0	1.79		0.897	0.893
10.0000	302000	50.0	1720000.0	8.78		0.878	0.877
50.0000	1180000	50.0	1180000.0	50.00		1.000	1
100.0000	2490000	50.0	1420000.0	87.68		0.877	0.876
250.0000	8170000	50.0	1660000.0	246.08		0.984	0.984
1200.0000	42600000	50.0	1730000.0	1231.21		1.026	1.0200
					avg	0.944	0.9426
					COEF	0.99991712	
					%RSD	7.11920125	7.21524
IF(A15<>"",IF(AND(C15<>"",D15<>""),B15*C15/D15,B15),0)							

$$RF = \frac{(A1_s + A2_s)\,C_{is}}{(A1_{is} + A2_{is})\,C_s}$$

where:
$A1_s$ and $A2_s$ = The measured areas at the primary and secondary m/z's for the PCB
$A1_{is}$ and $A2_{is}$ = The measured areas at the primary and secondary m/z's for the internal standard
C_{is} = The concentration of the internal standard (Table 5)
C_s = The concentration of the compound in the calibration standard (Table 5)

$$\overline{RRF} = \sum_{i=1}^{n} \frac{x_i}{n}$$

where: $\overline{RRF}$ = Mean relative response factor.
x_i = RRF of the compound at concentration i.
n = Number of concentration values, in this case 5.

$$\%RSD = \frac{SD_{RRF}}{\overline{RRF}} \times 100$$

and

$$SD_{RRF} = \sqrt{\sum_{i=1}^{N} \frac{(RRF_i - \overline{RRF})^2}{N - 1}}$$

$$\%D = \frac{RRF_c - \overline{RRF_i}}{\overline{RRF_i}} \times 100$$

where: RRF_c = RRF of the compound in the continuing calibration standard.
$\overline{RRF_i}$ = Mean RRF of the compound in the most recent initial calibration.

ICV/CCV (form 7)

QC type	Analyte	spike recovery (units)	spike amount units	%R	reported by lab	Source page
ICV	2,4'-DDE	46.9	50	93.8	93	486
CCV	4,4'-DDE	55.4	50	110.8	111	538

ISO dilutions

Analyte	sample ID	amount detected	amount injected	DV recovery %	Lab reported	Source Page
2,4'-DDT	B23L254-BS1	1190	1000	119	119	12

$$C_{ex}\ (ng/mL) = \frac{(A1_s + A2_s)\,C_i}{(A1_i + A2_i)\,RR}$$

where:
C_{ex} = concentration of the PCB in the extract (ng/mL) and the other terms are as defined in Section 10.5.1

Back Calculation of Data for Validation

Sample Name:	Z3-FT-SB-008-F-2310 (2312038-01)								
Analyte	Response Analyte (Area)	Response Assoc. ISTD	Conc Assoc. ISTD	Analyte RRF (from ICAL)	Spl Mass (g)	Actual [ISTD]	%REC ISTD	DV Analyte Conc	Lab reported
2,4'-DDE/13C12-2,4'-DDE	8.23E+04	2.36E+05	999.5	1.23	1.01	475	48	280.57	280
Source page	85	85	85	85	85	85	85		12
calculation notation	B36	C36	D36	E36	F36	G36	H36		
calculation			(((G36/H36)*F36))*100					((B36*D36)/(C36*E36*F36))	

Back Calculation of Data for Validation

Sample Name:	Z3-FT-SB-016-F-2311 (2312038-17)								
Analyte	Response Analyte (Area)	Response Assoc. ISTD	Conc Assoc. ISTD	Analyte RRF (from ICAL)	Spl Mass (g)	Actual [ISTD]	%REC ISTD	DV Analyte Conc	Lab reported
4,4'-DDD/13C12-4,4'-DDD	1.64E+04	2.33E+05	999.4	1.07	1.03	457	47.1	63.82627	63.9
Source page	254	254	254	254	254	254	254		21
calculation notation	B36	C36	D36	E36	F36	G36	H36		
calculation			(((G36/H36)*F36))*100					((B36*D36)/(C36*E36*F36))	

Back Calculation of Data for Validation

Sample Name:	Z3-FT-SB-022-F-2311 (2312038-27)								
Analyte	Response Analyte (Area)	Response Assoc. ISTD	Conc Assoc. ISTD (ug/L)	Analyte RRF (from ICAL)	Spl Mass (g)	Actual [ISTD]	%REC ISTD	DV Analyte Conc	Lab reported
2,4'-DDE/13C12-2,4'-DDE	1.48E+05	4.07E+05	999.4	1.13	1.04	615	64	309.23170	308
Source page	337	337	337	337	337	337	337		41
calculation notation	B36	C36	D36	E36	F36	G36	H36		
calculation			(((G36/H36)*F36))*100					((B36*D36)/(C36*E36*F36))	

Back Calculation of Data for Validation

Sample Name:	Z3-FT-SB-019-F-2311 (2312038-35)								
Analyte	Response Analyte (Area)	Response Assoc. ISTD	Conc Assoc. ISTD (ug/L)	Analyte RRF (from ICAL)	Spl Mass (g)	Actual [ISTD]	%REC ISTD	DV Analyte Conc	Lab reported
4,4'-DDD/13C12-4,4'-DDD	2.56E+04	1.22E+05	1000.6	1.21	1.04	610	63.4	166.85351	167
Source page	437	437	437	437	437	437	437		89
calculation notation	B36	C36	D36	E36	F36	G36	H36		
calculation			(((G36/H36)*F36))*100					((B36*D36)/(C36*E36*F36))	

Appendix B
Communications

This page left intentionally blank.

Appendix C
Qualified Data Table

#SYS_SAMPLE_CODE	LAB_ANL_METHOD_NAME	LAB_SAMPLE_ID	CHEMICAL_NAME	RESULT_VALUE	DETECT_FLAG	LAB_QUALIFIERS	VALIDATOR_QUALIFIERS	INTERPRETED_QUALIFIERS	RESULT_COMMENT
Z3-FT-SB-023-F-2311	E1699	2312038-29	2,4'-DDE	811	Y		J	J	LD
Z3-FT-SB-023-F-2311	E1699	2312038-29	4,4'-DDE	47300	Y	D	J	J	LD
Z3-FT-SB-008-F-2310	E1668C	2312038-01	2,2',5-Trichlorobiphenyl (PCB-18)	23.8	Y	B	J	J	B
Z3-FT-SB-008-F-2310	E1668C	2312038-01	2,4,4'-Trichlorobiphenyl (PCB-28)	90.9	Y	B	J	J	B
Z3-FT-SB-008-F-2310	E1668C	2312038-01	2,4',5-Trichlorobiphenyl (PCB-31)	29.3	Y	B	J	J	B
Z3-FT-SB-008-F-2310	E1668C	2312038-01	3,4,4'-Trichlorobiphenyl (PCB-37)		N	U	UJ	UJ	B
Z3-FT-SB-008-F-2310	E1668C	2312038-01	2,2',3,5'-Tetrachlorobiphenyl (PCB-44)	172	Y	B	J	J	B
Z3-FT-SB-008-F-2310	E1668C	2312038-01	PCB61+70	98.1	Y	B	J	J	B
Z3-FT-SB-009-F-2311	E1668C	2312038-03	2,2',5-Trichlorobiphenyl (PCB-18)	26.3	Y	B	J	J	B

#SYS_SAMPLE_CODE	LAB_ANL_METHOD_NAME	LAB_SAMPLE_ID	CHEMICAL_NAME	RESULT_VALUE	DETECT_FLAG	LAB_QUALIFIERS	VALIDATOR_QUALIFIERS	INTERPRETED_QUALIFIERS	RESULT_COMMENT
Z3-FT-SB-009-F-2311	E1668C	2312038-03	2,4,4'-Trichlorobiphenyl (PCB-28)	67.6	Y	B	J	J	B
Z3-FT-SB-009-F-2311	E1668C	2312038-03	2,4',5-Trichlorobiphenyl (PCB-31)	31.5	Y	B	J	J	B
Z3-FT-SB-009-F-2311	E1668C	2312038-03	3,4,4'-Trichlorobiphenyl (PCB-37)	3.04	N	B	UJ	UJ	B
Z3-FT-SB-009-F-2311	E1668C	2312038-03	2,2',3,5'-Tetrachlorobiphenyl (PCB-44)	60.8	Y	B	J	J	B
Z3-FT-SB-009-F-2311	E1668C	2312038-03	PCB52+69	123	Y	B	J	J	B
Z3-FT-SB-009-F-2311	E1668C	2312038-03	PCB61+70	93.6	Y	B	J	J	B
Z3-FT-SB-010-F-2311	E1668C	2312038-05	2,2',5-Trichlorobiphenyl (PCB-18)	34.1	Y	B	J	J	B
Z3-FT-SB-010-F-2311	E1668C	2312038-05	2,4,4'-Trichlorobiphenyl (PCB-28)	57.7	Y	B	J	J	B
Z3-FT-SB-010-F-2311	E1668C	2312038-05	2,4',5-Trichlorobiphenyl (PCB-31)	36.0	Y	B	J	J	B

#SYS_SAMPLE_CODE	LAB_ANL_METHOD_NAME	LAB_SAMPLE_ID	CHEMICAL_NAME	RESULT_VALUE	DETECT_FLAG	LAB_QUALIFIERS	VALIDATOR_QUALIFIERS	INTERPRETED_QUALIFIERS	RESULT_COMMENT
Z3-FT-SB-010-F-2311	E1668C	2312038-05	3,4,4'-Trichlorobiphenyl (PCB-37)	4.37	Y	B	J	J	B
Z3-FT-SB-010-F-2311	E1668C	2312038-05	PCB43+49	146	Y	B	J	J	B
Z3-FT-SB-010-F-2311	E1668C	2312038-05	2,2',3,5'-Tetrachlorobiphenyl (PCB-44)	94.4	Y	B	J	J	B
Z3-FT-SB-010-F-2311	E1668C	2312038-05	PCB52+69	136	Y	B	J	J	B
Z3-FT-SB-010-F-2311	E1668C	2312038-05	PCB61+70	79.8	Y	B	J	J	B
Z3-FT-SB-011-F-2311	E1668C	2312038-07	2,2',5-Trichlorobiphenyl (PCB-18)	39.6	Y	B	J	J	B
Z3-FT-SB-011-F-2311	E1668C	2312038-07	2,4',5-Trichlorobiphenyl (PCB-31)	40.8	Y	B	J	J	B
Z3-FT-SB-011-F-2311	E1668C	2312038-07	3,4,4'-Trichlorobiphenyl (PCB-37)	3.45	Y	B	J	J	B
Z3-FT-SB-011-F-2311	E1668C	2312038-07	PCB61+70	144	Y	B	J	J	B
Z3-FT-SB-012-F-2311	E1668C	2312038-09	2,2',5-Trichlorobiphenyl (PCB-18)	43.5	Y	B	J	J	B

#SYS_SAMPLE_CODE	LAB_ANL_METHOD_NAME	LAB_SAMPLE_ID	CHEMICAL_NAME	RESULT_VALUE	DETECT_FLAG	LAB_QUALIFIERS	VALIDATOR_QUALIFIERS	INTERPRETED_QUALIFIERS	RESULT_COMMENT
Z3-FT-SB-012-F-2311	E1668C	2312038-09	2,4',5-Trichlorobiphenyl (PCB-31)	56.5	Y	B	J	J	B
Z3-FT-SB-012-F-2311	E1668C	2312038-09	3,4,4'-Trichlorobiphenyl (PCB-37)	3.22	Y	B	J	J	B
Z3-FT-SB-013-F-2311	E1668C	2312038-11	2,2',5-Trichlorobiphenyl (PCB-18)	34.5	Y	B	J	J	B
Z3-FT-SB-013-F-2311	E1668C	2312038-11	2,4,4'-Trichlorobiphenyl (PCB-28)	103	Y	B	J	J	B
Z3-FT-SB-013-F-2311	E1668C	2312038-11	2,4',5-Trichlorobiphenyl (PCB-31)	44.6	Y	B	J	J	B
Z3-FT-SB-013-F-2311	E1668C	2312038-11	3,4,4'-Trichlorobiphenyl (PCB-37)	4.23	Y	B	J	J	B
Z3-FT-SB-013-F-2311	E1668C	2312038-11	2,2',3,5'-Tetrachlorobiphenyl (PCB-44)	201	Y	B	J	J	B
Z3-FT-SB-014-F-2311	E1668C	2312038-13	2,2',5-Trichlorobiphenyl (PCB-18)	38.5	Y	B	J	J	B

#SYS_SAMPLE_CODE	LAB_ANL_METHOD_NAME	LAB_SAMPLE_ID	CHEMICAL_NAME	RESULT_VALUE	DETECT_FLAG	LAB_QUALIFIERS	VALIDATOR_QUALIFIERS	INTERPRETED_QUALIFIERS	RESULT_COMMENT
Z3-FT-SB-014-F-2311	E1668C	2312038-13	2,4',5-Trichlorobiphenyl (PCB-31)	52.9	Y	B	J	J	B
Z3-FT-SB-014-F-2311	E1668C	2312038-13	3,4,4'-Trichlorobiphenyl (PCB-37)	4.54	Y	B	J	J	B
Z3-FT-SB-014-F-2311	E1668C	2312038-13	2,2',3,5'-Tetrachlorobiphenyl (PCB-44)	195	Y	B	J	J	B
Z3-FT-SB-015-F-2311	E1668C	2312038-15	2,2',5-Trichlorobiphenyl (PCB-18)	31.0	Y	B	J	J	B
Z3-FT-SB-015-F-2311	E1668C	2312038-15	2,4,4'-Trichlorobiphenyl (PCB-28)	92.7	Y	B	J	J	B
Z3-FT-SB-015-F-2311	E1668C	2312038-15	2,4',5-Trichlorobiphenyl (PCB-31)	44.3	Y	B	J	J	B
Z3-FT-SB-015-F-2311	E1668C	2312038-15	3,4,4'-Trichlorobiphenyl (PCB-37)	4.37	Y	B	J	J	B
Z3-FT-SB-015-F-2311	E1668C	2312038-15	2,2',3,5'-Tetrachlorobiphenyl (PCB-44)	87.9	Y	B	J	J	B

#SYS_SAMPLE_CODE	LAB_ANL_METHOD_NAME	LAB_SAMPLE_ID	CHEMICAL_NAME	RESULT_VALUE	DETECT_FLAG	LAB_QUALIFIERS	VALIDATOR_QUALIFIERS	INTERPRETED_QUALIFIERS	RESULT_COMMENT
Z3-FT-SB-015-F-2311	E1668C	2312038-15	PCB52+69	217	Y	B	J	J	B
Z3-FT-SB-016-F-2311	E1668C	2312038-17	2,2',5-Trichlorobiphenyl (PCB-18)	27.2	Y	B	J	J	B
Z3-FT-SB-016-F-2311	E1668C	2312038-17	2,4,4'-Trichlorobiphenyl (PCB-28)	47.3	Y	B	J	J	B
Z3-FT-SB-016-F-2311	E1668C	2312038-17	2,4',5-Trichlorobiphenyl (PCB-31)	29.0	Y	B	J	J	B
Z3-FT-SB-016-F-2311	E1668C	2312038-17	3,4,4'-Trichlorobiphenyl (PCB-37)		N	U	UJ	UJ	B
Z3-FT-SB-016-F-2311	E1668C	2312038-17	PCB43+49	133	Y	B	J	J	B
Z3-FT-SB-016-F-2311	E1668C	2312038-17	2,2',3,5'-Tetrachlorobiphenyl (PCB-44)	57.9	Y	B	J	J	B
Z3-FT-SB-016-F-2311	E1668C	2312038-17	PCB52+69	110	Y	B	J	J	B
Z3-FT-SB-016-F-2311	E1668C	2312038-17	PCB61+70	62.1	Y	B	J	J	B
Z3-FT-SB-017-F-2311	E1668C	2312038-19	2,2',5-Trichlorobiphenyl (PCB-18)	29.8	Y	B	J	J	B

#SYS_SAMPLE_CODE	LAB_ANL_METHOD_NAME	LAB_SAMPLE_ID	CHEMICAL_NAME	RESULT_VALUE	DETECT_FLAG	LAB_QUALIFIERS	VALIDATOR_QUALIFIERS	INTERPRETED_QUALIFIERS	RESULT_COMMENT
Z3-FT-SB-017-F-2311	E1668C	2312038-19	2,4,4'-Trichlorobiphenyl (PCB-28)	94.5	Y	B	J	J	B
Z3-FT-SB-017-F-2311	E1668C	2312038-19	2,4',5-Trichlorobiphenyl (PCB-31)	38.9	Y	B	J	J	B
Z3-FT-SB-017-F-2311	E1668C	2312038-19	3,4,4'-Trichlorobiphenyl (PCB-37)	3.33	Y	B	J	J	B
Z3-FT-SB-017-F-2311	E1668C	2312038-19	2,2',3,5'-Tetrachlorobiphenyl (PCB-44)	131	Y	B	J	J	B
Z3-FT-SB-017-F-2311	E1668C	2312038-19	PCB61+70	91.3	Y	B	J	J	B
Z3-FT-SB-018-F-2311	E1668C	2312038-21	2,2',5-Trichlorobiphenyl (PCB-18)	26.7	Y	B	J	J	B
Z3-FT-SB-018-F-2311	E1668C	2312038-21	2,4,4'-Trichlorobiphenyl (PCB-28)	102	Y	B	J	J	B
Z3-FT-SB-018-F-2311	E1668C	2312038-21	2,4',5-Trichlorobiphenyl (PCB-31)	28.9	Y	B	J	J	B
Z3-FT-SB-018-F-2311	E1668C	2312038-21	3,4,4'-Trichlorobi	3.19	N	B	UJ	UJ	B

#SYS_SAMPLE_CODE	LAB_ANL_METHOD_NAME	LAB_SAMPLE_ID	CHEMICAL_NAME	RESULT_VALUE	DETECT_FLAG	LAB_QUALIFIERS	VALIDATOR_QUALIFIERS	INTERPRETED_QUALIFIERS	RESULT_COMMENT
			phenyl (PCB-37)						
Z3-FT-SB-018-F-2311	E1668C	2312038-21	2,2',3,5'-Tetrachlorobiphenyl (PCB-44)	118	Y	B	J	J	B
Z3-FT-SB-018-F-2311	E1668C	2312038-21	PCB61+70	97.5	Y	B	J	J	B
Z3-FT-SB-020-F-2311	E1668C	2312038-23	2,2',5-Trichlorobiphenyl (PCB-18)	45.4	Y	B	J	J	B
Z3-FT-SB-020-F-2311	E1668C	2312038-23	2,4,4'-Trichlorobiphenyl (PCB-28)	64.5	Y	B	J	J	B
Z3-FT-SB-020-F-2311	E1668C	2312038-23	2,4',5-Trichlorobiphenyl (PCB-31)	50.1	Y	B	J	J	B
Z3-FT-SB-020-F-2311	E1668C	2312038-23	3,4,4'-Trichlorobiphenyl (PCB-37)		N	U	UJ	UJ	B
Z3-FT-SB-020-F-2311	E1668C	2312038-23	PCB43+49	145	Y	B	J	J	B
Z3-FT-SB-020-F-2311	E1668C	2312038-23	2,2',3,5'-Tetrachlorobiphenyl (PCB-44)	100	Y	B	J	J	B
Z3-FT-SB-020-F-2311	E1668C	2312038-23	PCB52+69	128	Y	B	J	J	B

#SYS_SAMPLE_CODE	LAB_ANL_METHOD_NAME	LAB_SAMPLE_ID	CHEMICAL_NAME	RESULT_VALUE	DETECT_FLAG	LAB_QUALIFIERS	VALIDATOR_QUALIFIERS	INTERPRETED_QUALIFIERS	RESULT_COMMENT
Z3-FT-SB-020-F-2311	E1668C	2312038-23	PCB61+70	100	Y	B	J	J	B
Z3-FT-SB-021-F-2311	E1668C	2312038-25	2,2',5-Trichlorobiphenyl (PCB-18)	27.5	Y	B	J	J	B
Z3-FT-SB-021-F-2311	E1668C	2312038-25	2,4',5-Trichlorobiphenyl (PCB-31)	42.0	Y	B	J	J	B
Z3-FT-SB-021-F-2311	E1668C	2312038-25	3,4,4'-Trichlorobiphenyl (PCB-37)		N	U	UJ	UJ	B
Z3-FT-SB-022-F-2311	E1668C	2312038-27	2,2',5-Trichlorobiphenyl (PCB-18)	23.6	Y	B	J	J	B
Z3-FT-SB-022-F-2311	E1668C	2312038-27	2,4,4'-Trichlorobiphenyl (PCB-28)	61.4	Y	B	J	J	B
Z3-FT-SB-022-F-2311	E1668C	2312038-27	2,4',5-Trichlorobiphenyl (PCB-31)	28.7	Y	B	J	J	B
Z3-FT-SB-022-F-2311	E1668C	2312038-27	3,4,4'-Trichlorobiphenyl (PCB-37)	2.38	N	B	UJ	UJ	B
Z3-FT-SB-022-F-2311	E1668C	2312038-27	PCB43+49	154	Y	B	J	J	B

#SYS_SAMPLE_CODE	LAB_ANL_METHOD_NAME	LAB_SAMPLE_ID	CHEMICAL_NAME	RESULT_VALUE	DETECT_FLAG	LAB_QUALIFIERS	VALIDATOR_QUALIFIERS	INTERPRETED_QUALIFIERS	RESULT_COMMENT
Z3-FT-SB-022-F-2311	E1668C	2312038-27	2,2',3,5'-Tetrachlorobiphenyl (PCB-44)	85.1	Y	B	J	J	B
Z3-FT-SB-022-F-2311	E1668C	2312038-27	PCB52+69	145	Y	B	J	J	B
Z3-FT-SB-022-F-2311	E1668C	2312038-27	PCB61+70	68.0	Y	B	J	J	B
Z3-FT-SB-023-F-2311	E1668C	2312038-29	2,2',5-Trichlorobiphenyl (PCB-18)	24.0	Y	B	J	J	B
Z3-FT-SB-023-F-2311	E1668C	2312038-29	2,4,4'-Trichlorobiphenyl (PCB-28)	87.3	Y	B	J	J	B
Z3-FT-SB-023-F-2311	E1668C	2312038-29	2,4',5-Trichlorobiphenyl (PCB-31)	34.6	Y	B	J	J	B
Z3-FT-SB-023-F-2311	E1668C	2312038-29	3,4,4'-Trichlorobiphenyl (PCB-37)		N	U	UJ	UJ	B
Z3-FT-SB-023-F-2311	E1668C	2312038-29	2,2',3,5'-Tetrachlorobiphenyl (PCB-44)	61.4	Y	B	J	J	B
Z3-FT-SB-023-F-2311	E1668C	2312038-29	PCB52+69	125	Y	B	J	J	B
Z3-FT-SB-023-F-2311	E1668C	2312038-29	PCB61+70	128	Y	B	J	J	B

#SYS_SAMPLE_CODE	LAB_ANL_METHOD_NAME	LAB_SAMPLE_ID	CHEMICAL_NAME	RESULT_VALUE	DETECT_FLAG	LAB_QUALIFIERS	VALIDATOR_QUALIFIERS	INTERPRETED_QUALIFIERS	RESULT_COMMENT
Z3-FT-SB-024-F-2311	E1668C	2312038-31	2,2',5-Trichlorobiphenyl (PCB-18)	48.1	Y	B	J	J	B
Z3-FT-SB-024-F-2311	E1668C	2312038-31	2,4',5-Trichlorobiphenyl (PCB-31)	103	Y	B	J	J	B
Z3-FT-SB-024-F-2311	E1668C	2312038-31	3,4,4'-Trichlorobiphenyl (PCB-37)	11.1	Y	B	J	J	B
Z3-FT-SB-024-F-2311	E1668C	2312038-31	2,2',3,5'-Tetrachlorobiphenyl (PCB-44)	121	Y	B	J	J	B
Z3-FT-SB-025-F-2311	E1668C	2312038-33	2,2',5-Trichlorobiphenyl (PCB-18)	31.6	Y	B	J	J	B
Z3-FT-SB-025-F-2311	E1668C	2312038-33	2,4,4'-Trichlorobiphenyl (PCB-28)	81.1	Y	B	J	J	B
Z3-FT-SB-025-F-2311	E1668C	2312038-33	2,4',5-Trichlorobiphenyl (PCB-31)	39.2	Y	B	J	J	B
Z3-FT-SB-025-F-2311	E1668C	2312038-33	3,4,4'-Trichlorobiphenyl (PCB-37)	2.99	N	B	UJ	UJ	B

#SYS_SAMPLE_CODE	LAB_ANL_METHOD_NAME	LAB_SAMPLE_ID	CHEMICAL_NAME	RESULT_VALUE	DETECT_FLAG	LAB_QUALIFIERS	VALIDATOR_QUALIFIERS	INTERPRETED_QUALIFIERS	RESULT_COMMENT
Z3-FT-SB-025-F-2311	E1668C	2312038-33	2,2',3,5'-Tetrachlorobiphenyl (PCB-44)	122	Y	B	J	J	B
Z3-FT-SB-025-F-2311	E1668C	2312038-33	PCB52+69	233	Y	B	J	J	B
Z3-FT-SB-025-F-2311	E1668C	2312038-33	PCB61+70	130	Y	B	J	J	B
Z3-FT-SB-019-F-2311	E1668C	2312038-35	2,2',5-Trichlorobiphenyl (PCB-18)	29.7	Y	B	J	J	B
Z3-FT-SB-019-F-2311	E1668C	2312038-35	2,4,4'-Trichlorobiphenyl (PCB-28)	79.4	Y	B	J	J	B
Z3-FT-SB-019-F-2311	E1668C	2312038-35	2,4',5-Trichlorobiphenyl (PCB-31)	33.0	Y	B	J	J	B
Z3-FT-SB-019-F-2311	E1668C	2312038-35	3,4,4'-Trichlorobiphenyl (PCB-37)	4.74	Y	B	J	J	B
Z3-FT-SB-019-F-2311	E1668C	2312038-35	2,2',3,5'-Tetrachlorobiphenyl (PCB-44)	62.6	Y	B	J	J	B
Z3-FT-SB-019-F-2311	E1668C	2312038-35	PCB52+69	121	Y	B	J	J	B
Z3-FT-SB-019-F-2311	E1668C	2312038-35	PCB61+70	104	Y	B	J	J	B

Appendix R
Field Replicates - Sediment and Water

Table 1. Relative Percent Difference in Sediment Field Replicates
Second MNR Report
Palos Verdes Shelf
Los Angeles County, California

Location	Start Depth (cm)	End Depth (cm)	Total DDTs - Parent (µg/kg)	Total DDTs - Field Duplicate (µg/kg)	Total DDTs - RPD (%)	Total DDT Compounds - Parent (µg/kg)	Total DDT Compounds - Field Duplicate (µg/kg)	Total DDT Compounds - RPD (%)	Total PCBs Short List - Parent (µg/kg)	Total PCBs Short List - Field Duplicate µg/kg)	Total PCBs Short List - RPD (%)	Total PCBs Expanded List - Parent (µg/kg)	Total PCBs Expanded List - Field Duplicate (µg/kg)	Total PCBs Expanded List - RPD (%)
BA2B	0	2	760	1200	**44.9**	960	1500	**43.9**	65	130	**66.7**	110	200	**58.1**
BA2B	2	4	1600	1300	20.7	2000	1700	16.2	94	140	**39.3**	150	220	**37.8**
BA2B	4	6	1700	1200	**34.5**	2400	1700	**34.1**	180	170	5.7	280	250	11.3
BA2B	6	8	1700	1200	**34.5**	2300	1500	**42.1**	100	120	18.2	150	190	23.5
BA2B	8	12	130	1000	**154**	190	1300	**149**	47	52	10.1	75	84	11.3
BA2B	12	16	290	1100	**117**	350	1500	**124**	26	79	**101**	41	120	**98.1**
BA2B	16	20	100	7600	**195**	120	8400	**194**	130	58	**76.6**	190	94	**67.6**
BA4C	0	2	1300	1000	26.1	2200	1500	**37.8**	160	69	**79.5**	240	110	**74.3**
BA4C	2	4	1400	1300	7.4	2500	2100	17.4	180	110	**48.3**	280	160	**54.5**
BA4C	4	6	1200	1200	0.0	1900	1800	5.4	130	89	**37.4**	200	140	**35.3**
BA4C	6	8	1500	1600	6.5	2500	2500	0.0	150	140	6.9	240	230	4.3
BA4C	8	12	1800	2100	15.4	2900	3400	15.9	200	190	5.1	310	310	0.0
BA4C	12	16	2000	2600	26.1	3300	5000	**41.0**	140	2.8	**192**	210	4.4	**192**
BA4C	16	20	2400	2500	4.1	4400	5000	12.8	270	270	0.0	400	440	9.5
BA4C	20	24	2300	2700	16.0	3900	5000	24.7	210	280	28.6	350	450	25.0
BA4C	24	28	7200	7200	0.0	11000	16000	**37.0**	660	960	**37.0**	1000	1600	**46.2**
BA4C	28	32	15000	7300	**69.1**	26000	21000	21.3	800	2100	**89.7**	1200	3200	**90.9**
BA4C	32	36	15000	58000	**118**	28000	83000	**99.1**	910	2300	**86.6**	1400	3700	**90.2**
BA4C	36	40	5200	7400	**34.9**	11000	12000	8.7	470	550	15.7	710	830	15.6
BA4C	40	44	1000	870	13.9	2600	1800	**36.4**	150	150	0.0	250	220	12.8
BA4C	44	48	850	420	**67.7**	3200	1600	**66.7**	170	110	**42.9**	280	170	**48.9**
BA4C	48	52	800	1300	**47.6**	2200	4200	**62.5**	140	200	**35.3**	220	310	**34.0**
BA4C	52	56	120	310	**88.4**	670	990	**38.6**	44	53	18.6	72	86	17.7
BA5B	0	2	2600	5400	**70.0**	4100	8100	**65.6**	180	360	**66.7**	290	550	**61.9**
BA5B	2	4	3600	6100	**51.5**	5800	10000	**53.2**	570	500	13.1	880	780	12.0
BA5B	4	6	6400	8700	**30.5**	10000	16000	**46.2**	1100	710	**43.1**	1700	1100	**42.9**
BA5B	6	8	6500	13000	**66.7**	11000	25000	**77.8**	1200	1100	8.7	1900	1700	11.1
BA5B	8	12	7900	34000	**125**	20000	73000	**114**	1200	2800	**80.0**	1900	4600	**83.1**
BA5B	12	16	25000	48000	**63.0**	47000	85000	**57.6**	3100	2300	29.6	4800	3700	25.9
BA5B	16	20	37000	16000	**79.2**	47000	28000	**50.7**	1600	1100	**37.0**	2500	1800	**32.6**
BA5B	20	24	1800	990	**58.1**	2500	1600	**43.9**	100	75	28.6	160	120	28.6
BA5B	24	28	210	75	**94.7**	330	110	**100.0**	32	3.4	**162**	48	6.7	**151**
BA5B	28	32	73	130	**56.2**	130	180	**32.3**	17	10	**51.9**	21	16	27.0
BA5B	32	36	130	35	**115**	190	55	**110**	8.2	3	**92.9**	13	4	**106**
BA5B	36	40	70	40	**54.5**	130	61	**72.3**	19	2.9	**147**	26	4.9	**137**
BA5B	40	44	23	11	**70.6**	41	15	**92.9**	1.2	0.22	**138**	1.7	0.22	**154**
BA5B	44	48	11	8.8	22.2	15	16	6.5	0.2	1	**133**	0.2	1.5	**153**
OA05	0	2	3500	3400	2.9	4800	4900	2.1	200	270	29.8	330	440	28.6
OA05	2	4	3900	4600	16.5	5700	7200	23.3	220	280	24.0	380	460	19.0
OA05	4	6	3600	4100	13.0	5400	6400	16.9	340	280	19.4	540	450	18.2
OA05	6	8	6600	3100	**72.2**	9600	5300	**57.7**	360	320	11.8	540	510	5.7

Table 1. Relative Percent Difference in Sediment Field Replicates
Second MNR Report
Palos Verdes Shelf
Los Angeles County, California

Location	Start Depth (cm)	End Depth (cm)	Total DDTs - Parent (µg/kg)	Total DDTs - Field Duplicate (µg/kg)	Total DDTs - RPD (%)	Total DDT Compounds - Parent (µg/kg)	Total DDT Compounds - Field Duplicate (µg/kg)	Total DDT Compounds - RPD (%)	Total PCBs Short List - Parent (µg/kg)	Total PCBs Short List - Field Duplicate µg/kg)	Total PCBs Short List - RPD (%)	Total PCBs Expanded List - Parent (µg/kg)	Total PCBs Expanded List - Field Duplicate (µg/kg)	Total PCBs Expanded List - RPD (%)
OA05	8	12	4800	5100	6.1	8500	9300	9.0	400	490	20.2	660	790	17.9
OA05	12	16	7400	6600	11.4	12000	9800	20.2	610	580	5.0	1000	980	2.0
OA05	16	20	9500	10000	5.1	13000	14000	7.4	730	620	16.3	1100	1000	9.5
OA05	20	24	17000	17000	0.0	22000	21000	4.7	1500	1200	22.2	2300	1800	24.4
OA05	24	28	24000	39000	**47.6**	31000	49000	**45.0**	2800	3000	6.9	4600	5100	10.3
OA05	28	32	36000	73000	**67.9**	41000	81000	**65.6**	3500	6800	**64.1**	5200	11000	**71.6**
OA05	32	36	160000	120000	28.6	200000	140000	**35.3**	11000	8200	29.2	20000	14000	**35.3**
OA05	36	40	160000	250000	**43.9**	200000	270000	29.8	3800	6900	**57.9**	6300	11000	**54.3**
OA05	40	44	130000	96000	**30.1**	140000	110000	24.0	3900	4600	16.5	6200	7400	17.6
OA05	44	48	140000	99000	**34.3**	150000	120000	22.2	3100	3400	9.2	5100	5400	5.7
OA05	48	52	120000	22000	**138**	140000	34000	**122**	2600	930	**94.6**	4200	1500	**94.7**
OA05	52	56	9900	27000	**92.7**	12000	45000	**116**	390	880	**77.2**	630	1400	**75.9**
OA05	56	60	1200	1100	8.7	4400	2000	**75.0**	200	130	**42.4**	320	220	**37.0**
OA05	60	64	430	340	23.4	650	410	**45.3**	22	12	**58.8**	35	20	**54.5**
OA05	64	68	120	150	22.2	380	250	**41.3**	12	10	18.2	20	17	16.2
OA05	68	72	970	490	**65.8**	4000	1100	**114**	130	44	**98.9**	210	71	**98.9**
OA07	0	2	9900	7500	27.6	16000	9700	**49.0**	560	270	**69.9**	880	400	**75.0**
OA07	2	4	7700	12000	**43.7**	12000	15000	22.2	640	1700	**90.6**	1000	2400	**82.4**
OA07	4	6	9300	8600	7.8	22000	13000	**51.4**	880	690	24.2	1400	1100	24.0
OA07	6	8	22000	14000	**44.4**	67000	26000	**88.2**	2600	910	**96.3**	5700	1500	**117**
OA07	8	12	39000	14000	**94.3**	94000	32000	**98.4**	4500	1200	**116**	9200	2000	**129**
OA07	12	16	120000	75000	**46.2**	160000	120000	28.6	3600	3500	2.8	5800	5800	0.0
OA07	16	20	81000	68000	17.4	99000	85000	15.2	2800	2600	7.4	4400	4200	4.7
OA07	20	24	52000	16000	**106**	63000	18000	**111**	2300	530	**125**	3900	870	**127**
OA07	24	28	1200	4500	**116**	1800	6500	**113**	80	210	**89.7**	130	350	**91.7**
OA07	28	32	370	830	**76.7**	800	1300	**47.6**	34	68	**66.7**	55	110	**66.7**
OA07	32	36	240	330	**31.6**	590	1200	**68.2**	23	52	**77.3**	36	84	**80.0**
OA07	36	40	100	430	**125**	190	850	**127**	7.2	61	**158**	11	100	**160**
OA07	40	44	35	550	**176**	68	1600	**184**	2.6	60	**183**	4.3	97	**183**
OA07	44	48	75	61	20.6	340	130	**89.4**	24	7.5	**105**	39	12	**106**
OA10	0	2	2800	3100	10.2	4000	4400	9.5	200	140	**35.3**	310	220	**34.0**
OA10	2	4	2800	2200	24.0	3700	3600	2.7	150	160	6.5	240	260	8.0
OA10	4	6	3600	3400	5.7	5500	5200	5.6	230	230	0.0	390	380	2.6
OA10	6	8	6500	4400	**38.5**	9600	7600	23.3	350	340	2.9	550	550	0.0
OA10	8	12	4400	6200	**34.0**	8000	12000	**40.0**	530	450	16.3	830	720	14.2
OA10	12	16	19000	24000	23.3	32000	34000	6.1	1000	1500	**40.0**	1700	2400	**34.1**
OA10	16	20	14000	12000	15.4	19000	16000	17.1	590	630	6.6	940	1000	6.2
OA10	20	24	3400	1100	**102**	6200	2500	**85.1**	390	190	**69.0**	590	300	**65.2**
OA10	24	28	1700	810	**70.9**	3200	1000	**105**	25	30	18.2	40	45	11.8
OA10	28	32	2400	100	**184**	4500	140	**188**	200	8.2	**184**	320	12	**186**
OA10	32	36	2300	390	**142**	3900	650	**143**	130	42	**102**	210	64	**107**

Table 1. Relative Percent Difference in Sediment Field Replicates
Second MNR Report
Palos Verdes Shelf
Los Angeles County, California

Location	Start Depth (cm)	End Depth (cm)	Total DDTs - Parent (µg/kg)	Total DDTs - Field Duplicate (µg/kg)	Total DDTs - RPD (%)	Total DDT Compounds - Parent (µg/kg)	Total DDT Compounds - Field Duplicate (µg/kg)	Total DDT Compounds - RPD (%)	Total PCBs Short List - Parent (µg/kg)	Total PCBs Short List - Field Duplicate µg/kg)	Total PCBs Short List - RPD (%)	Total PCBs Expanded List - Parent (µg/kg)	Total PCBs Expanded List - Field Duplicate (µg/kg)	Total PCBs Expanded List - RPD (%)
OA10	36	40	970	46	**182**	1700	89	**180**	54	4.1	**172**	86	6.7	**171**
OA11	0	2	2800	4100	**37.7**	4000	5600	**33.3**	200	230	14.0	310	370	17.6
OA11	2	4	4200	5100	19.4	5900	7000	17.1	270	330	20.0	440	610	**32.4**
OA11	4	6	2900	4600	**45.3**	4600	6900	**40.0**	270	190	**34.8**	410	300	**31.0**
OA11	6	8	3100	15000	**131**	5300	23000	**125**	260	700	**91.7**	420	1100	**89.5**
OA11	8	12	3500	6900	**65.4**	5800	10000	**53.2**	280	290	3.5	440	480	8.7
OA11	12	16	8100	12000	**38.8**	12000	16000	28.6	490	490	0.0	770	750	2.6
OA11	16	20	18000	20000	10.5	29000	26000	10.9	1300	1200	8.0	2200	2000	9.5
OA11	20	24	3500	19000	**138**	5500	32000	**141**	2800	1000	**94.7**	4700	1600	**98.4**
OA11	24	28	100000	50000	**66.7**	130000	59000	**75.1**	4500	2700	**50.0**	7500	4300	**54.2**
OA11	28	32	120000	80000	**40.0**	140000	100000	**33.3**	3700	3700	0.0	5900	6300	6.6
OA11	32	36	110000	92000	17.8	130000	120000	8.0	2900	5100	**55.0**	4600	8500	**59.5**
OA11	36	40	110000	99000	10.5	110000	130000	16.7	3400	2700	23.0	5600	4400	24.0
OA11	40	44	120000	54000	**75.9**	130000	61000	**72.3**	2600	690	**116**	5000	1100	**128**
OA11	44	48	17000	32000	**61.2**	19000	38000	**66.7**	570	530	7.3	910	820	10.4
OA11	48	52	5600	16000	**96.3**	8500	25000	**98.5**	240	550	**78.5**	380	920	**83.1**
OA11	52	56	1200	280	**124**	2800	420	**148**	180	7.3	**184**	300	17	**179**
OA11	56	60	680	540	23.0	3100	820	**116**	130	18	**151**	240	26	**161**
OA11	60	64	290	2400	**157**	1200	6400	**137**	35	320	**161**	56	510	**160**
OA11	64	68	880	7.8	**196**	1700	18	**196**	81	0.2	**199**	130	0.2	**199**
OA12	0	2	2200	2800	24.0	3200	4100	24.7	150	170	12.5	250	260	3.9
OA12	2	4	1500	1500	0.0	2400	2200	8.7	120	110	8.7	180	170	5.7
OA12	4	6	3200	1500	**72.3**	4600	2400	**62.9**	260	110	**81.1**	420	170	**84.7**
OA12	6	8	2800	1700	**48.9**	4800	3200	**40.0**	260	170	**41.9**	390	260	**40.0**
OA12	8	12	6400	2000	**105**	11000	3700	**99.3**	370	160	**79.2**	590	240	**84.3**
OA12	12	16	10000	8500	16.2	15000	12000	22.2	560	410	**30.9**	860	620	**32.4**
OA12	16	20	5300	8800	**49.6**	7500	10000	28.6	250	340	**30.5**	400	520	26.1
OA12	20	24	840	880	4.7	1600	2100	27.0	78	110	**34.0**	120	180	**40.0**
OA12	24	28	160	380	**81.5**	290	570	**65.1**	12	26	**73.7**	19	43	**77.4**
OA12	28	32	84	47	**56.5**	180	81	**75.9**	12	1.3	**161**	19	1.6	**169**
OA12	32	36	850	41	**182**	1400	71	**181**	78	2.2	**189**	120	3.5	**189**
OA12	36	40	9.1	5.2	**54.5**	16	8.2	**64.5**	0.2	0.2	0.0	0.2	0.2	0.0
OA12	40	44	11	3.7	**99.3**	18	5.8	**103**	0.2	0.2	0.0	0.2	0.2	0.0
OA16	0	2	2900	1400	**69.8**	4600	2400	**62.9**	190	190	0.0	290	310	6.7
OA16	2	4	1200	2900	**82.9**	2400	4900	**68.5**	250	330	27.6	390	500	24.7
OA16	4	6	3900	2600	**40.0**	9400	6500	**36.5**	220	260	16.7	340	410	18.7
OA16	6	8	8500	5000	**51.9**	19000	9900	**63.0**	470	500	6.2	740	800	7.8
OA16	8	12	12000	5100	**80.7**	23000	7800	**98.7**	910	310	**98.4**	1500	510	**98.5**
OA16	12	16	11000	5900	**60.4**	22000	8900	**84.8**	620	270	**78.7**	960	430	**76.3**
OA16	16	20	4500	460	**163**	6900	750	**161**	270	38	**151**	420	61	**149**
OA16	20	24	1700	700	**83.3**	3000	1200	**85.7**	120	53	**77.5**	190	87	**74.4**

Table 1. Relative Percent Difference in Sediment Field Replicates

Second MNR Report

Palos Verdes Shelf

Los Angeles County, California

Location	Start Depth (cm)	End Depth (cm)	Total DDTs - Parent (µg/kg)	Total DDTs - Field Duplicate (µg/kg)	Total DDTs - RPD (%)	Total DDT Compounds - Parent (µg/kg)	Total DDT Compounds - Field Duplicate (µg/kg)	Total DDT Compounds - RPD (%)	Total PCBs Short List - Parent (µg/kg)	Total PCBs Short List - Field Duplicate µg/kg)	Total PCBs Short List - RPD (%)	Total PCBs Expanded List - Parent (µg/kg)	Total PCBs Expanded List - Field Duplicate (µg/kg)	Total PCBs Expanded List - RPD (%)
OA16	24	28	730	88	**157**	1900	130	**174**	57	31	**59.1**	88	47	**60.7**
OA16	28	32	480	72	**148**	1000	110	**160**	55	0.87	**194**	82	5	**177**
OA16	32	36	960	420	**78.3**	2100	600	**111**	83	35	**81.4**	130	59	**75.1**
OA16	36	40	95	8.8	**166**	210	14	**175**	12	0.2	**193**	21	0.2	**196**
OA22	0	2	860	750	13.7	1200	1100	8.7	78	68	13.7	110	110	0.0
OA22	2	4	1600	650	**84.4**	2200	970	**77.6**	150	68	**75.2**	220	110	**66.7**
OA22	4	6	1300	1100	16.7	1800	1600	11.8	83	100	18.6	120	150	22.2
OA22	6	8	820	1100	29.2	1100	1500	**30.8**	94	80	16.1	130	130	0.0
OA22	8	12	1600	1400	13.3	2100	2200	4.7	150	150	0.0	220	230	4.4
OA22	12	16	4100	1600	**87.7**	7200	2500	**96.9**	460	180	**87.5**	700	290	**82.8**
OA22	16	20	11000	1700	**146**	15000	2600	**141**	770	170	**128**	1200	270	**127**
OA22	20	24	730	1300	**56.2**	1400	2300	**48.6**	87	190	**74.4**	140	290	**69.8**
OA22	24	28	400	450	11.8	670	820	20.1	49	58	16.8	74	87	16.1
OA22	28	32	480	580	18.9	860	1400	**47.8**	79	88	10.8	120	130	8.0
OA22	32	36	280	850	**101**	440	2000	**128**	22	140	**146**	32	210	**147**

Notes:

Where totals were non-detected, a value of 1/2 the median reporting limit was used.

RPDs greater than 30 percent are shown in bold font.

µg/kg = micrograms per kilogram

RPD = relative percent difference

Table 2. Relative Percent Difference in High Resolution Water Field Replicates
Second MNR Report
Palos Verdes Shelf
Los Angeles County, California

Location	Depth (m)	Total DDT - Parent (ng/L)		Total DDT - Field Duplicate (ng/L)		Total DDT - RPD (%)	Total DDT Compounds - Parent (ng/L)		Total DDT Compounds - Field Duplicate (ng/L)		Total DDT Compounds - RPD (%)	Total PCBs - Parent (ng/L)		Total PCBs - Field Duplicate (ng/L)		Total PCBs - RPD (%)
		Result	Qual	Result	Qual		Result	Qual	Result	Qual		Result	Qual	Result	Qual	
BA1DC	5	0.00295	U	0.00295	U	NA	0.00295	U	0.00295	U	NA	0.3	J	0.0445	UJ	NA
BA5DC	38	0.22	J	0.88	J	**120**	0.48	J	1.6	J	**108**	0.67	J	130	J	**198**
BA9DC	37	0.083	J	0.098	J	17	0.083	J	0.15	J	**58**	0.0445	UJ	0.1	J	NA
W5	53	0.034	J-	0.029	J	16	0.042	J-	0.029	J	**37**	0.0445	UJ	0.0445	UJ	NA

Notes:
RPDs were not calculated for replicates with one more nondetect results.
For samples with field triplicates, relative standard deviation was calculated (see Table 3).
RPDs greater than 30 percent are shown in bold font.
NA = not applicable
ng/L = nanograms per liter
RPD = relative percent difference

Table 3. Relative Standard Deviation in High Resolution Water Field Replicates
Second MNR Report
Palos Verdes Shelf
Los Angeles County, California

Location	Depth (m)	Total DDT - Parent (ng/L)		Total DDT - Field Replicate 1 (ng/L)		Total DDT - Field Replicate 2 (ng/L)		Total DDT - RSD (%)	Total DDT Compounds - Parent (ng/L)		Total DDT Compounds - Field Replicate 1 (ng/L)		Total DDT Compounds - Field Replicate 2 (ng/L)		Total DDT Compounds - RSD (%)	Total PCBs - Parent (ng/L)		Total PCBs - Field Replicate 1 (ng/L)		Total PCBs - Field Replicate 2 (ng/L)		Total PCBs Expanded List - RSD (%)
		Result	Qual	Result	Qual	Result	Qual		Result	Qual	Result	Qual	Result	Qual		Result	Qual	Result	Qual	Result	Qual	
BA4C	56	0.1	J	0.11	J	0.047	J	**40**	0.19	J+	0.21	J+	0.094	J+	**38**	0.34	J	0.0445	UJ	0.55	J	**47.2 ***
BA7DC	37	0.67	J	0.43	J	0.37		**32**	1.1	J	0.8	J	0.63		28	36	J	1.9	J	23	J	**85**
BA8C	57	0.31	J+	0.4	J+	0.29	J+	18	0.5	J+	0.67	J+	0.51	J+	17	170	J	11	J	130		**80**

Notes:
* Non-detect result not included in the calculation, RPD of the detected results is given.
RPD/RSDs greater than 30 percent are shown in bold font.
For samples with only field duplicates, RPD was calculated (see Table 2).
ng/L = nanograms per liter
RPD = relative percent difference

Appendix Q
Vertical Profiles of Bulk Density and COCs in Sediment

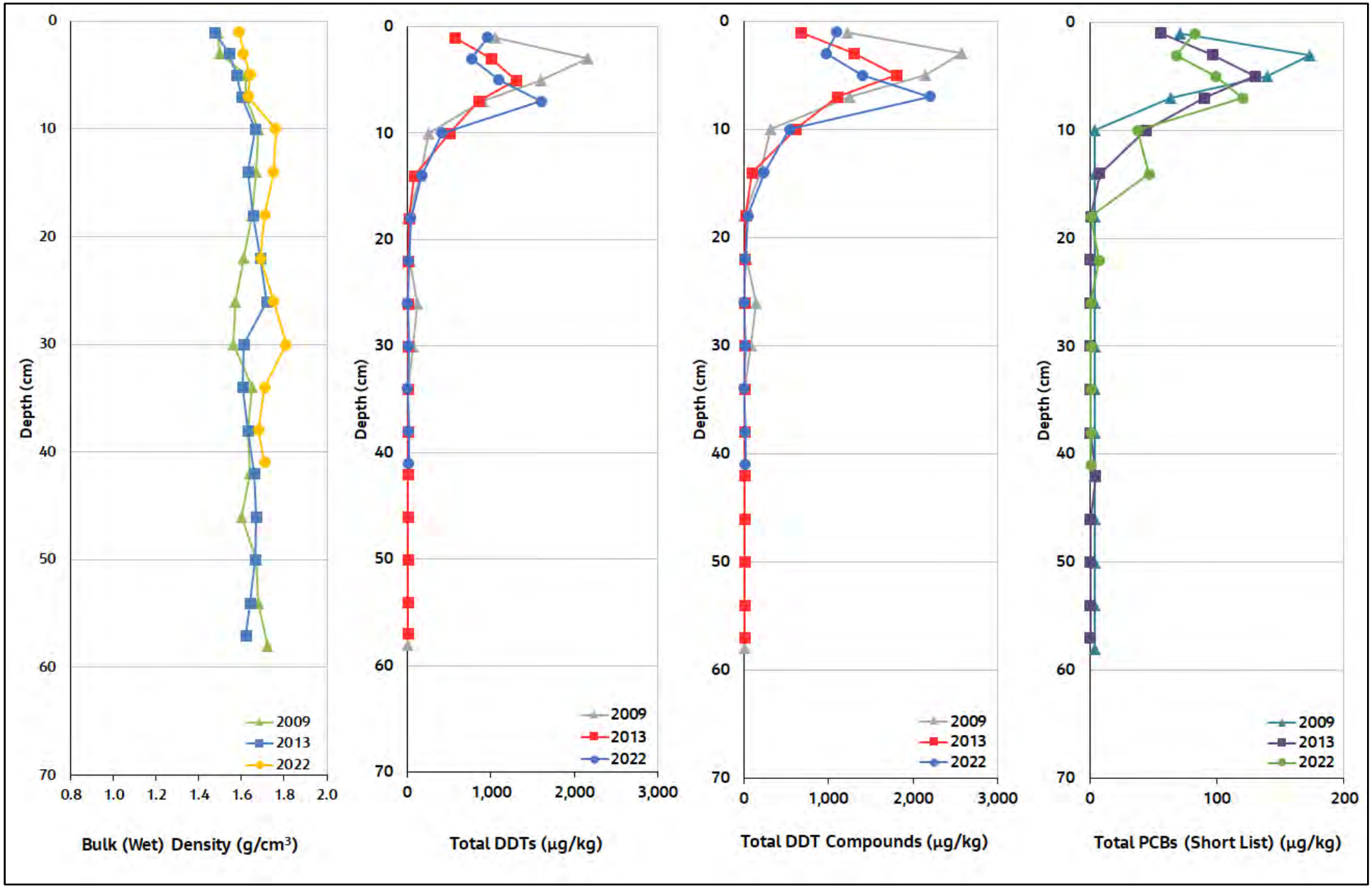

Figure 1. Vertical Core Profile BA1B
Second MNR Report
Palos Verdes Shelf
Los Angeles County, California

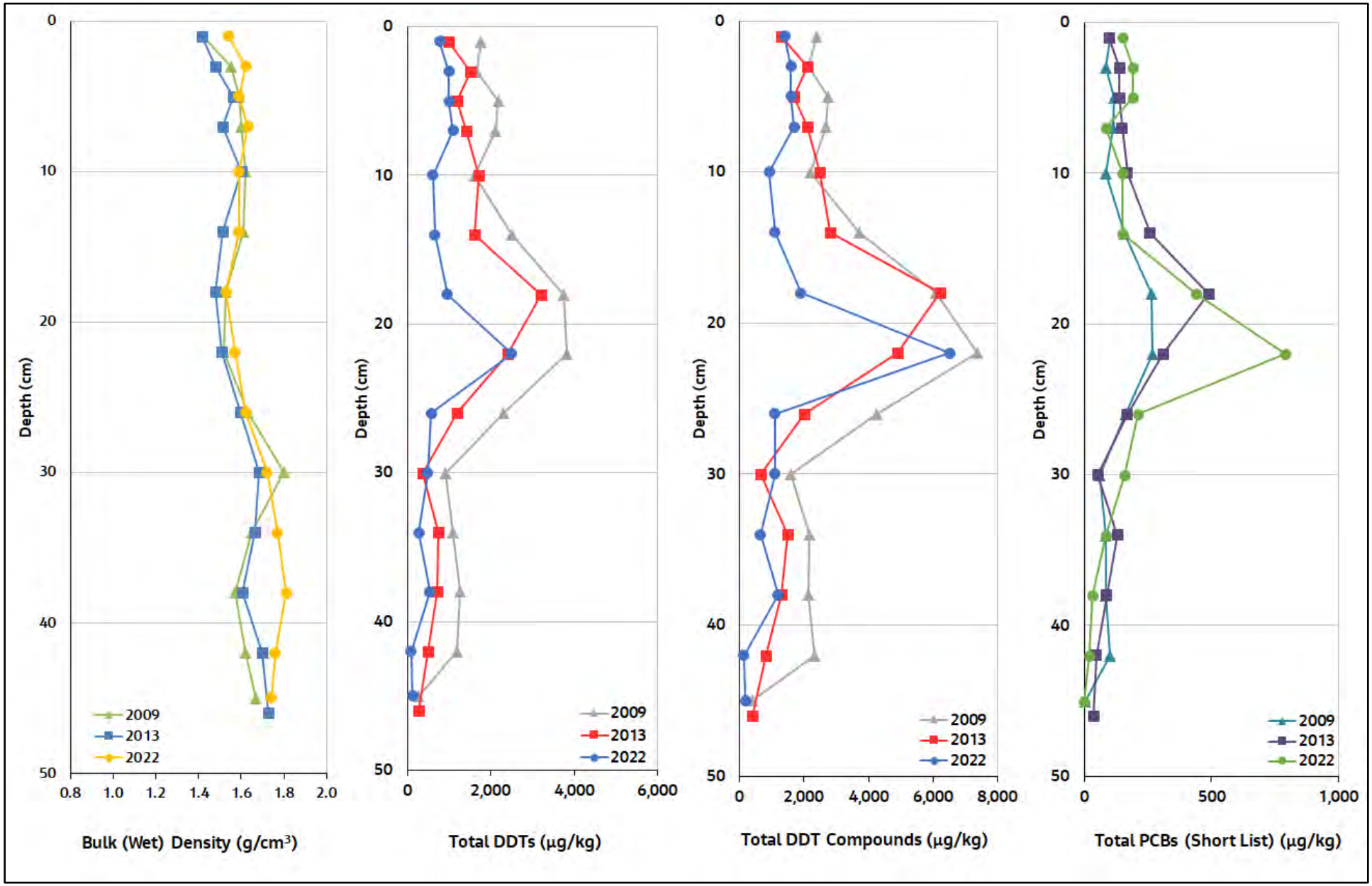

Figure 2. Vertical Core Profile BA1C
Second MNR Report
Palos Verdes Shelf
Los Angeles County, California

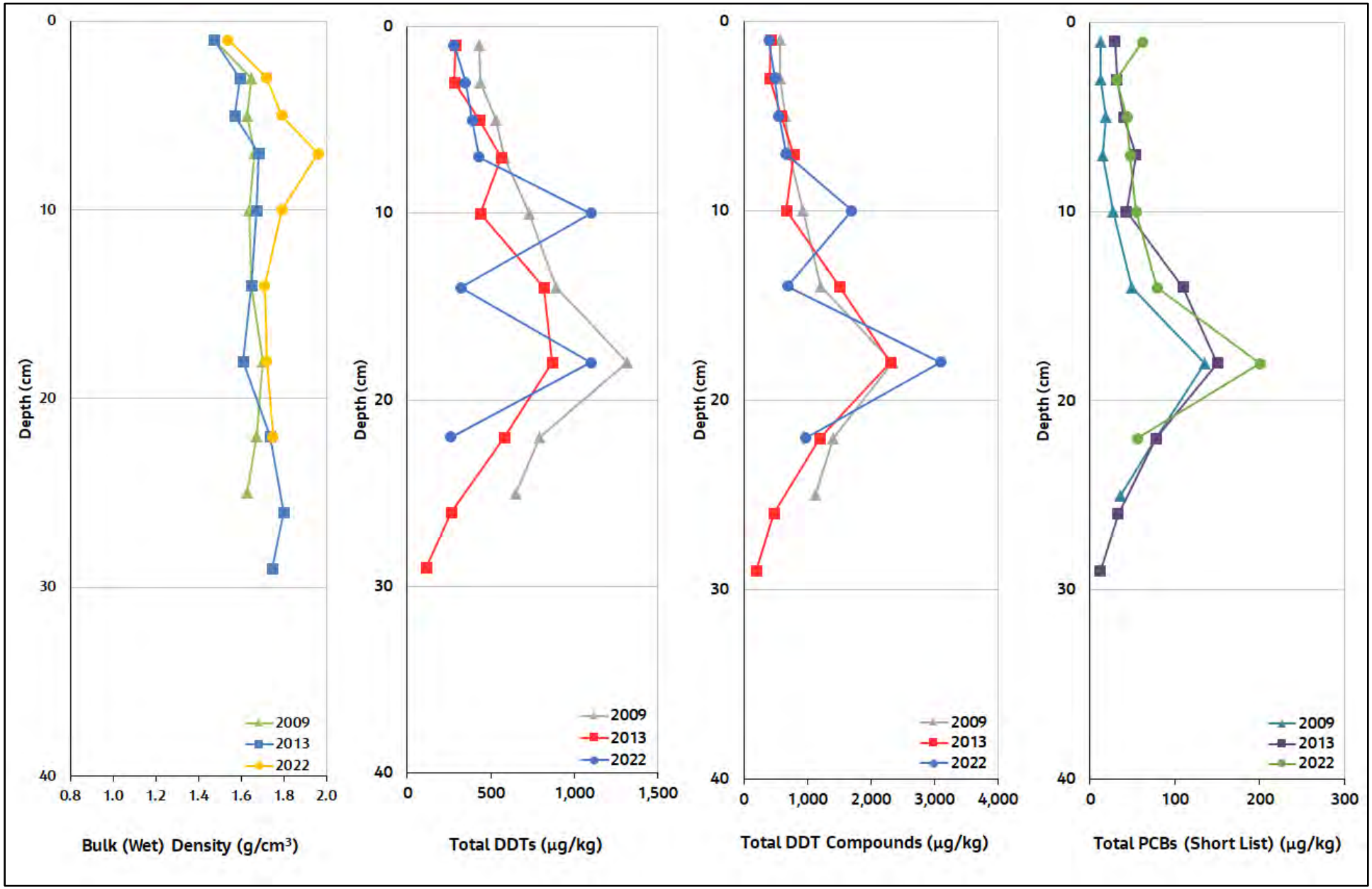

Figure 3. Vertical Core Profile BA1DC
Second MNR Report
Palos Verdes Shelf
Los Angeles County, California

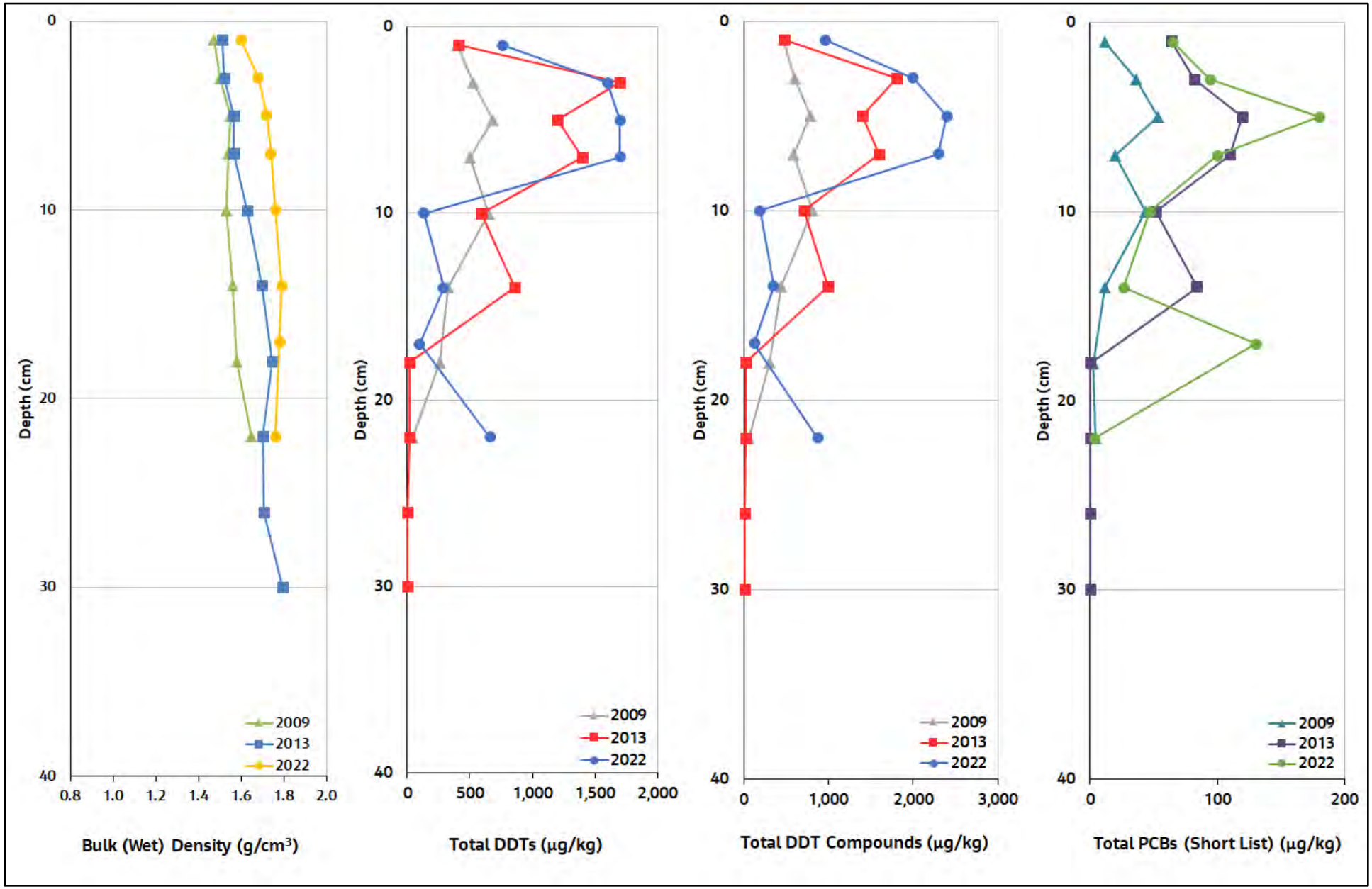

Figure 4. Vertical Core Profile BA2B
Second MNR Report
Palos Verdes Shelf
Los Angeles County, California

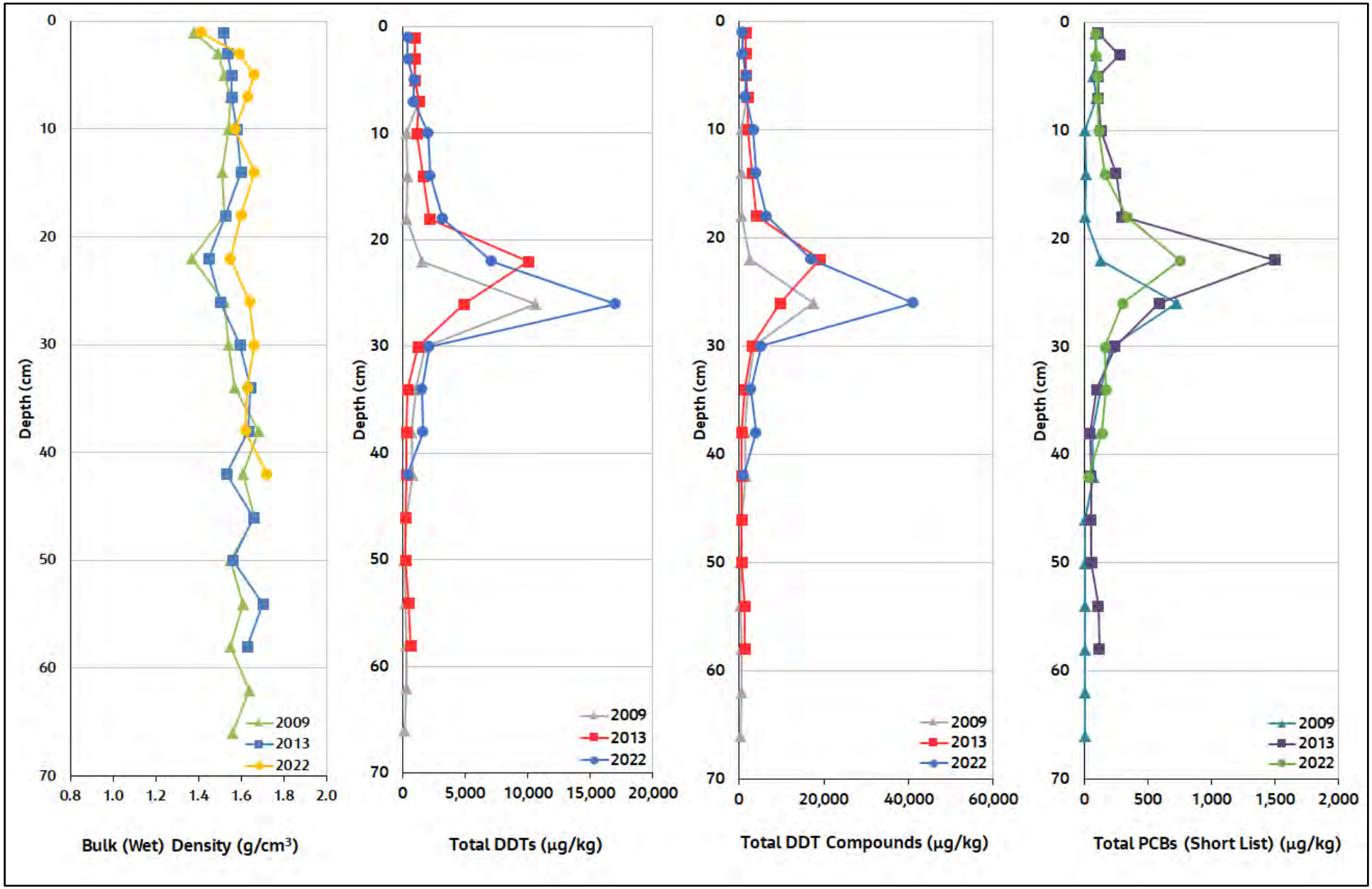

Figure 5. Vertical Core Profile BA2C
Second MNR Report
Palos Verdes Shelf
Los Angeles County, California

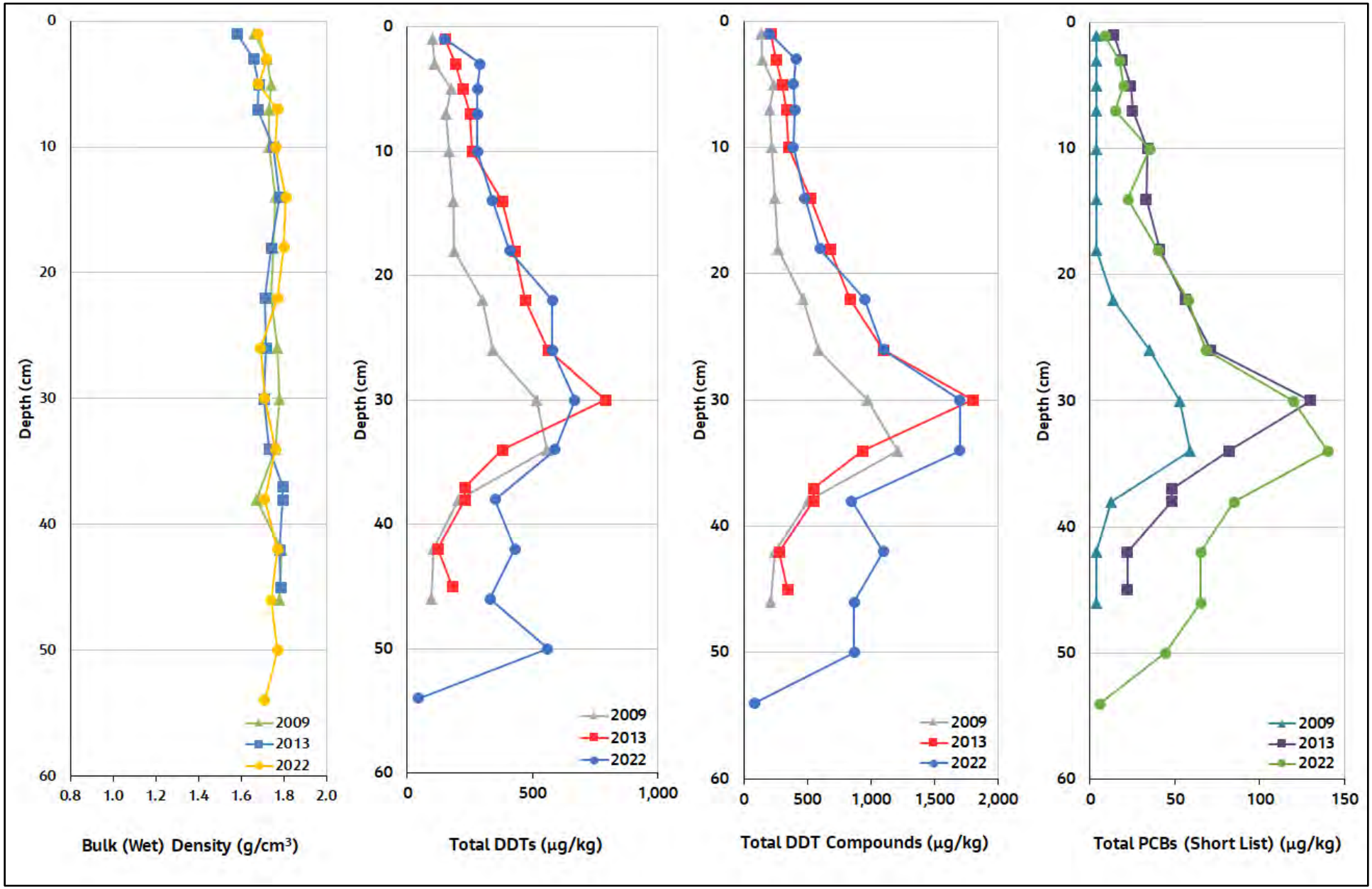

Figure 6. Vertical Core Profile BA2DC
Second MNR Report
Palos Verdes Shelf
Los Angeles County, California

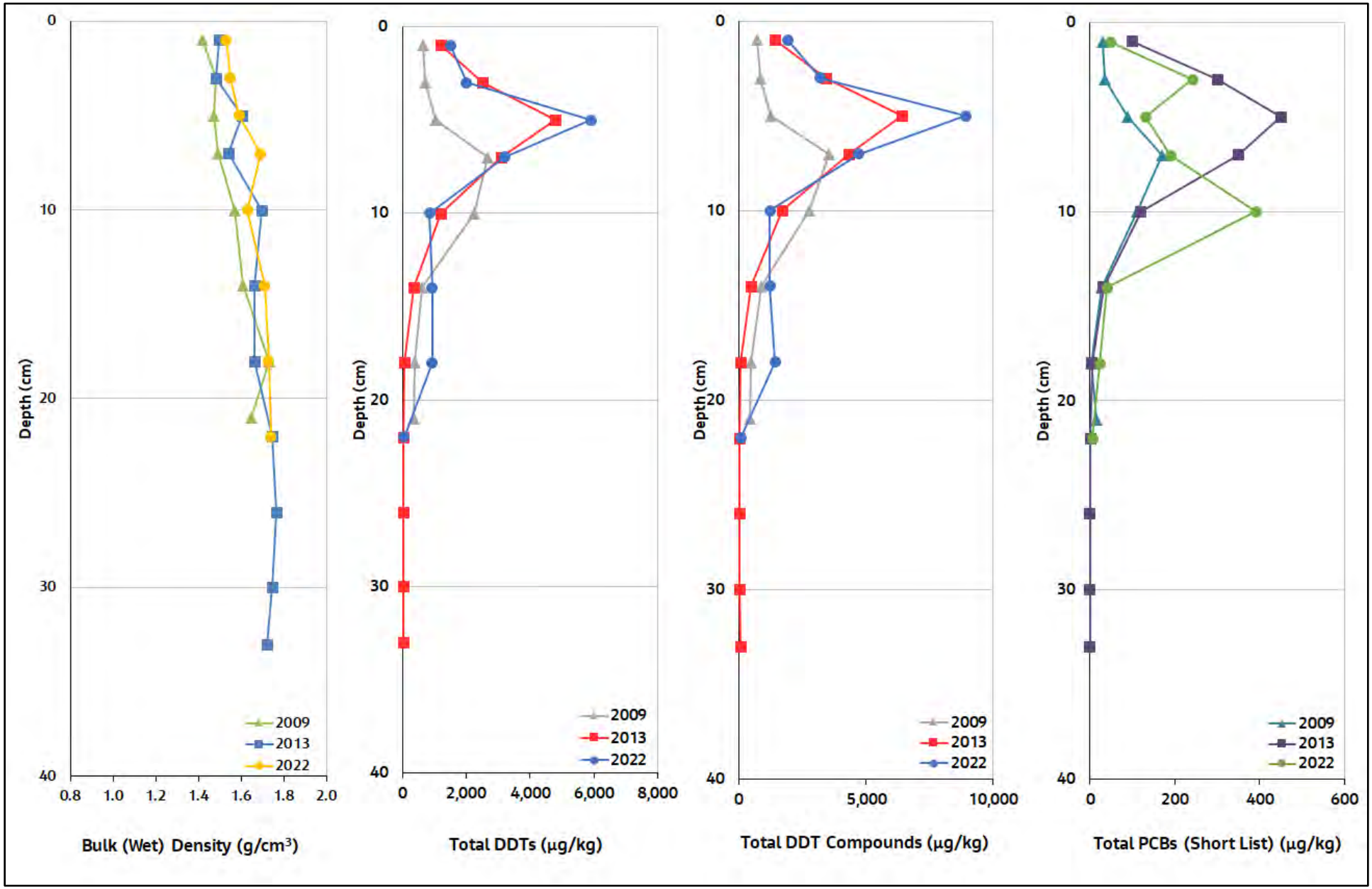

Figure 7. Vertical Core Profile BA3B
Second MNR Report
Palos Verdes Shelf
Los Angeles County, California

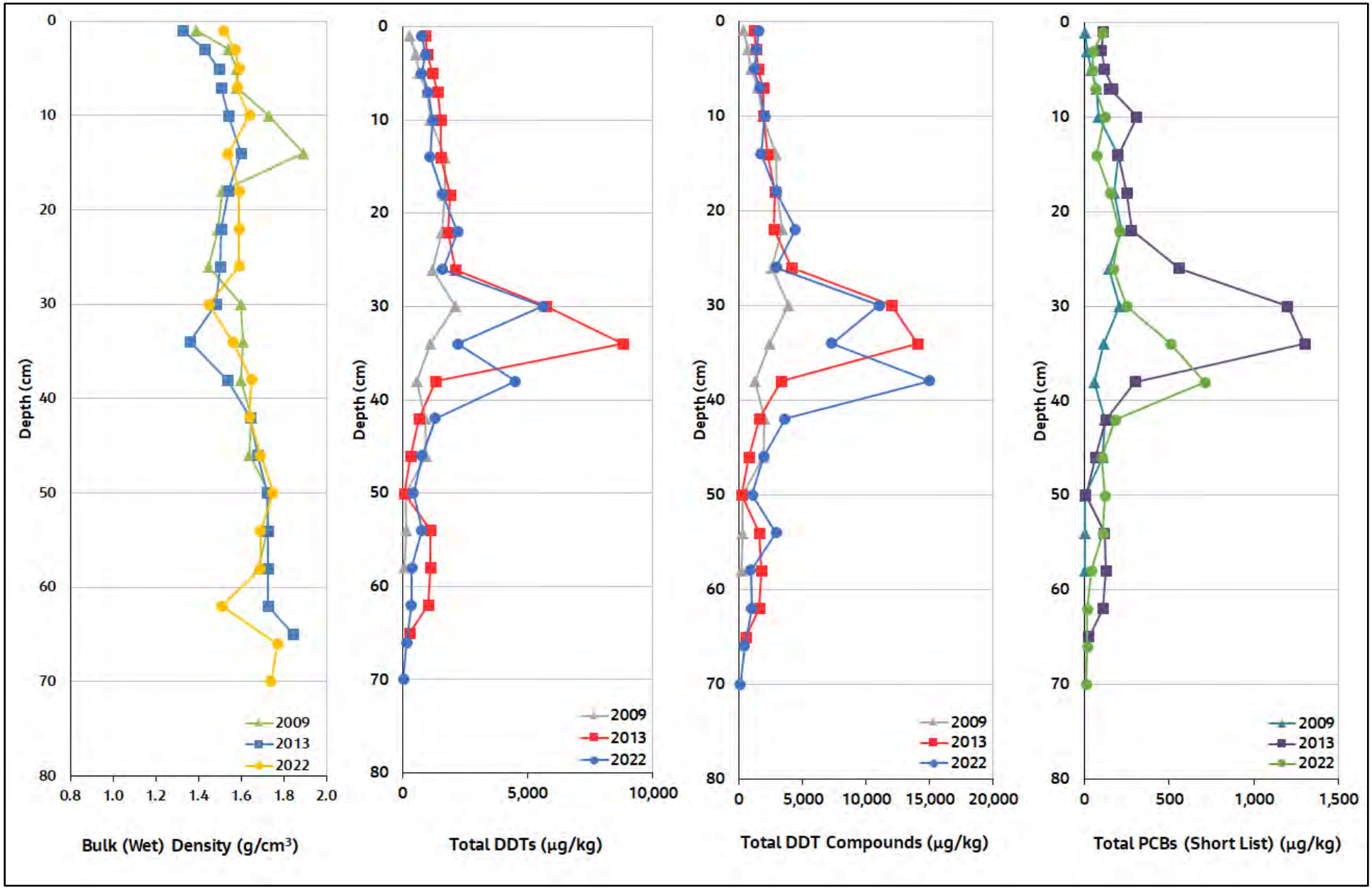

Figure 8. Vertical Core Profile BA3C
Second MNR Report
Palos Verdes Shelf
Los Angeles County, California

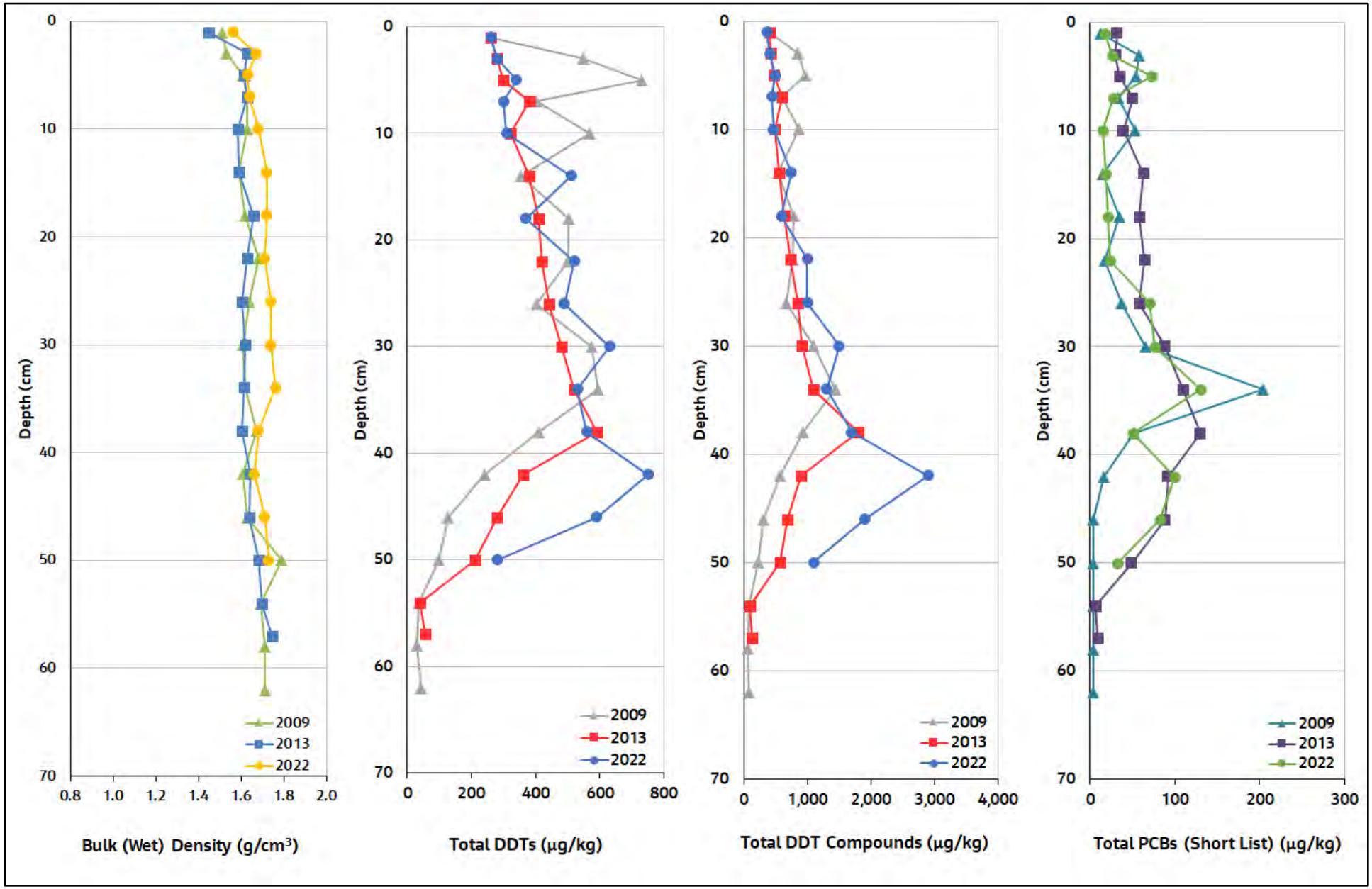

Figure 9. Vertical Core Profile BA3DC
Second MNR Report
Palos Verdes Shelf
Los Angeles County, California

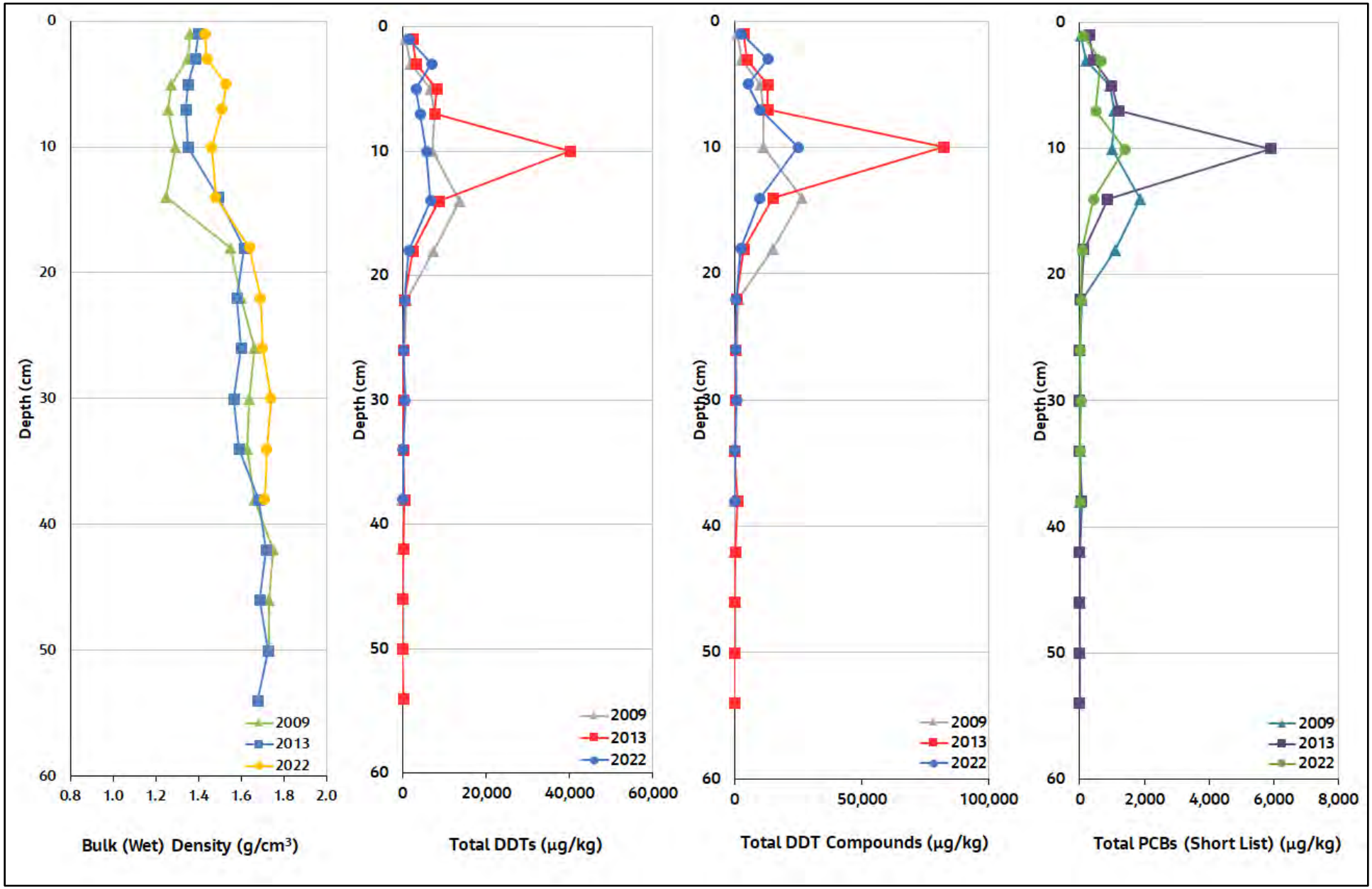

Figure 10. Vertical Core Profile BA4B
Second MNR Report
Palos Verdes Shelf
Los Angeles County, California

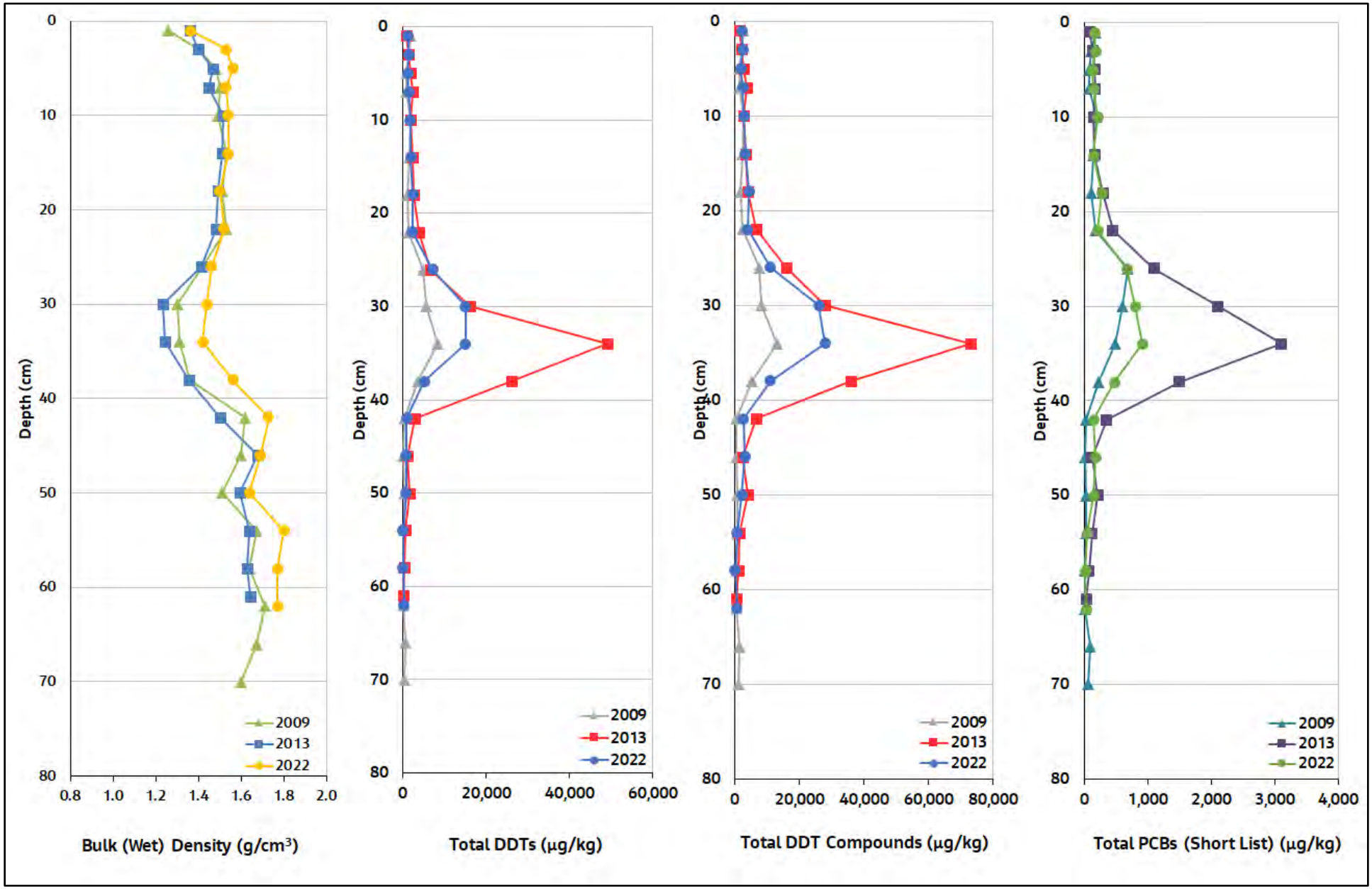

Figure 11. Vertical Core Profile BA4C
Second MNR Report
Palos Verdes Shelf
Los Angeles County, California

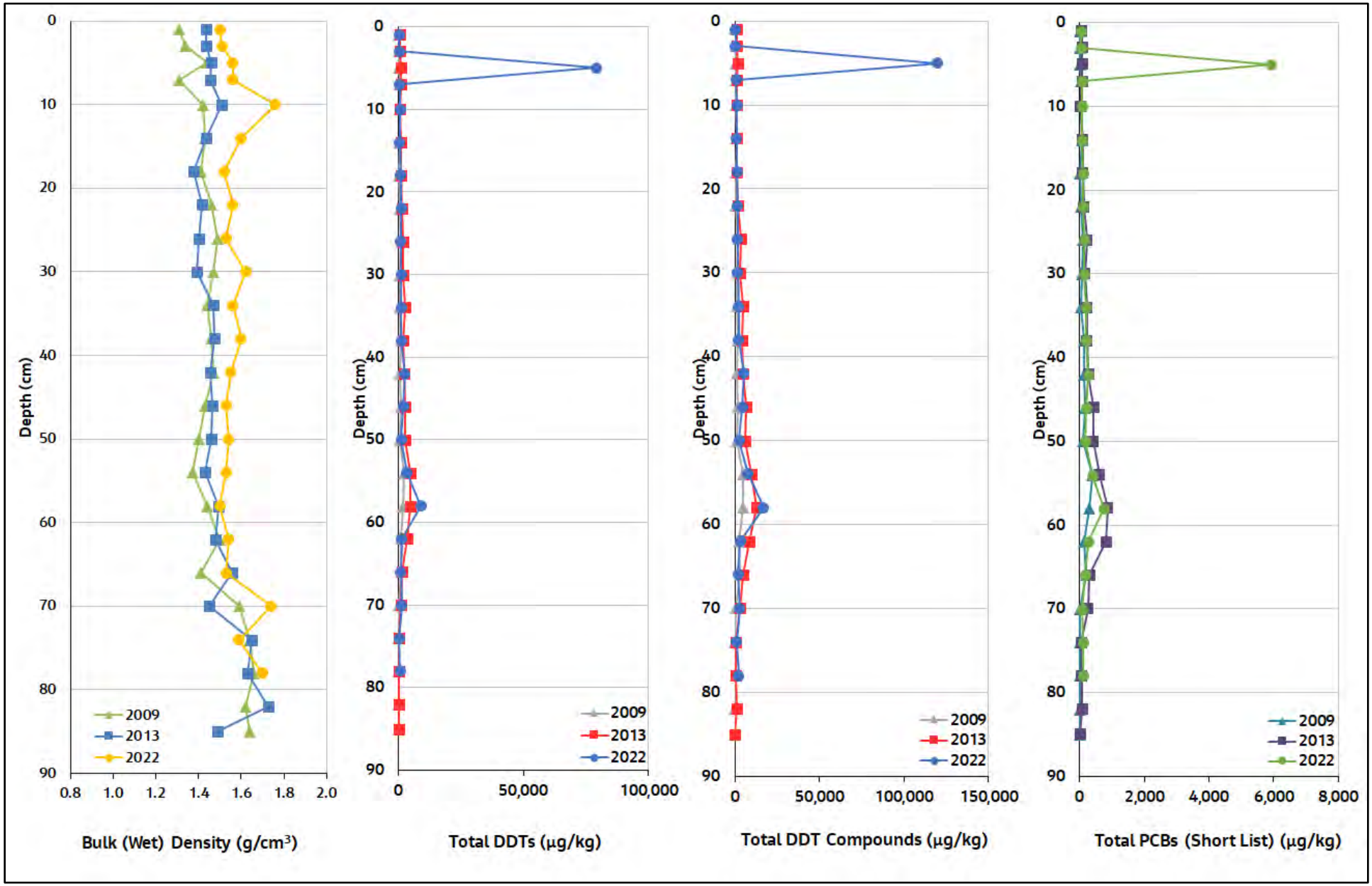

Figure 12. Vertical Core Profile BA4DC
Second MNR Report
Palos Verdes Shelf
Los Angeles County, California

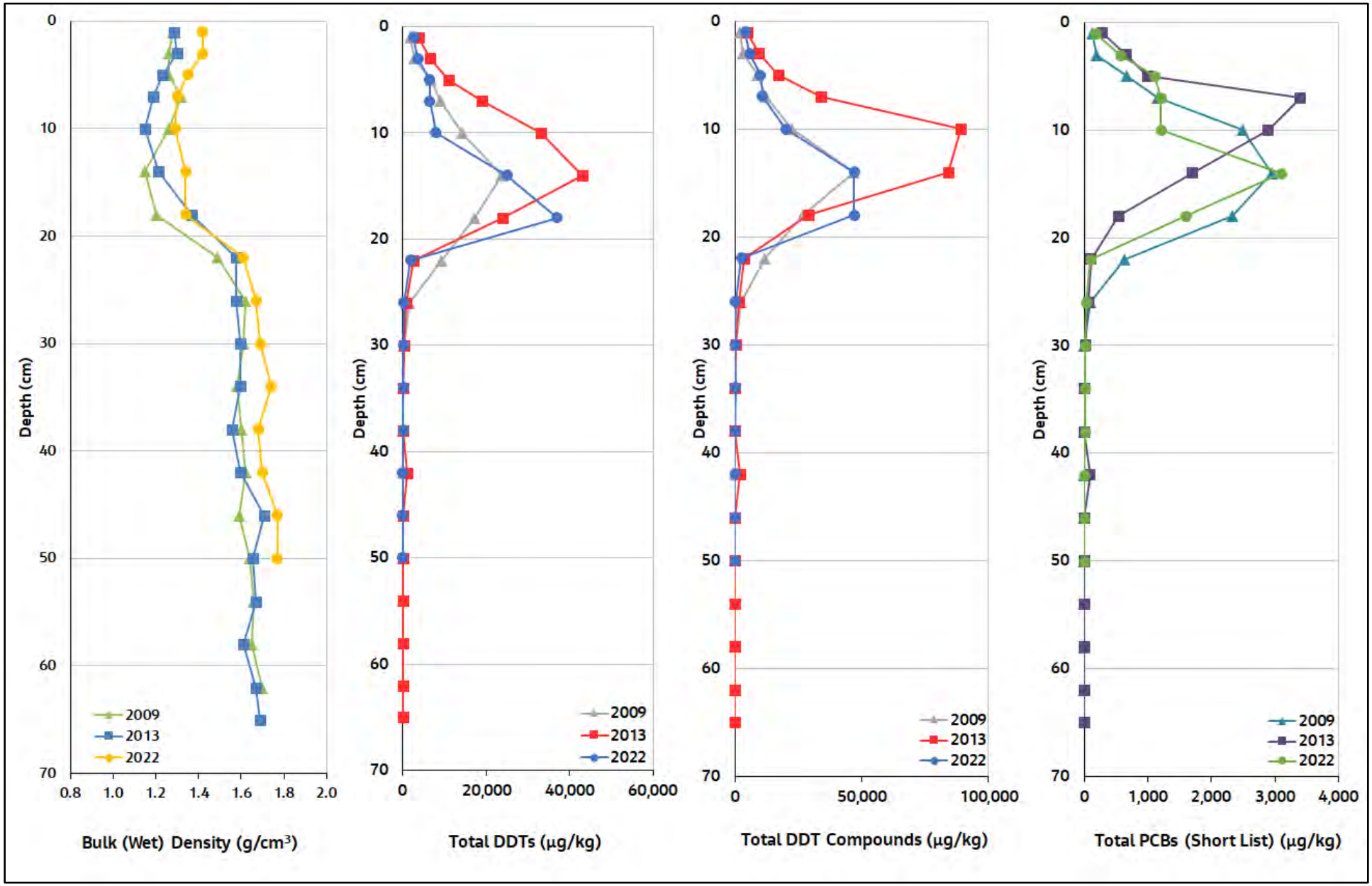

Figure 13. Vertical Core Profile BA5B
Second MNR Report
Palos Verdes Shelf
Los Angeles County, California

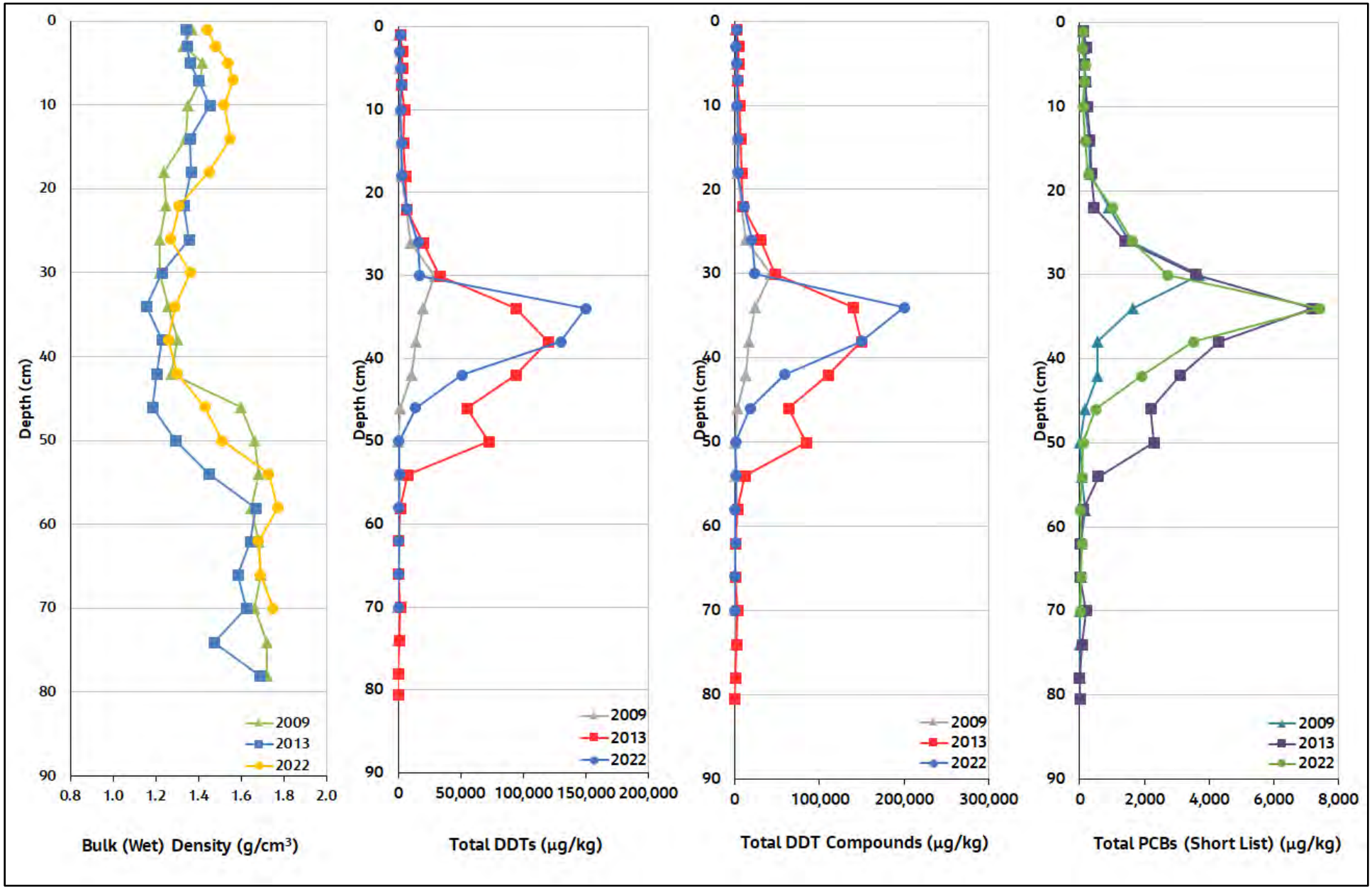

Figure 14. Vertical Core Profile BA5C
Second MNR Report
Palos Verdes Shelf
Los Angeles County, California

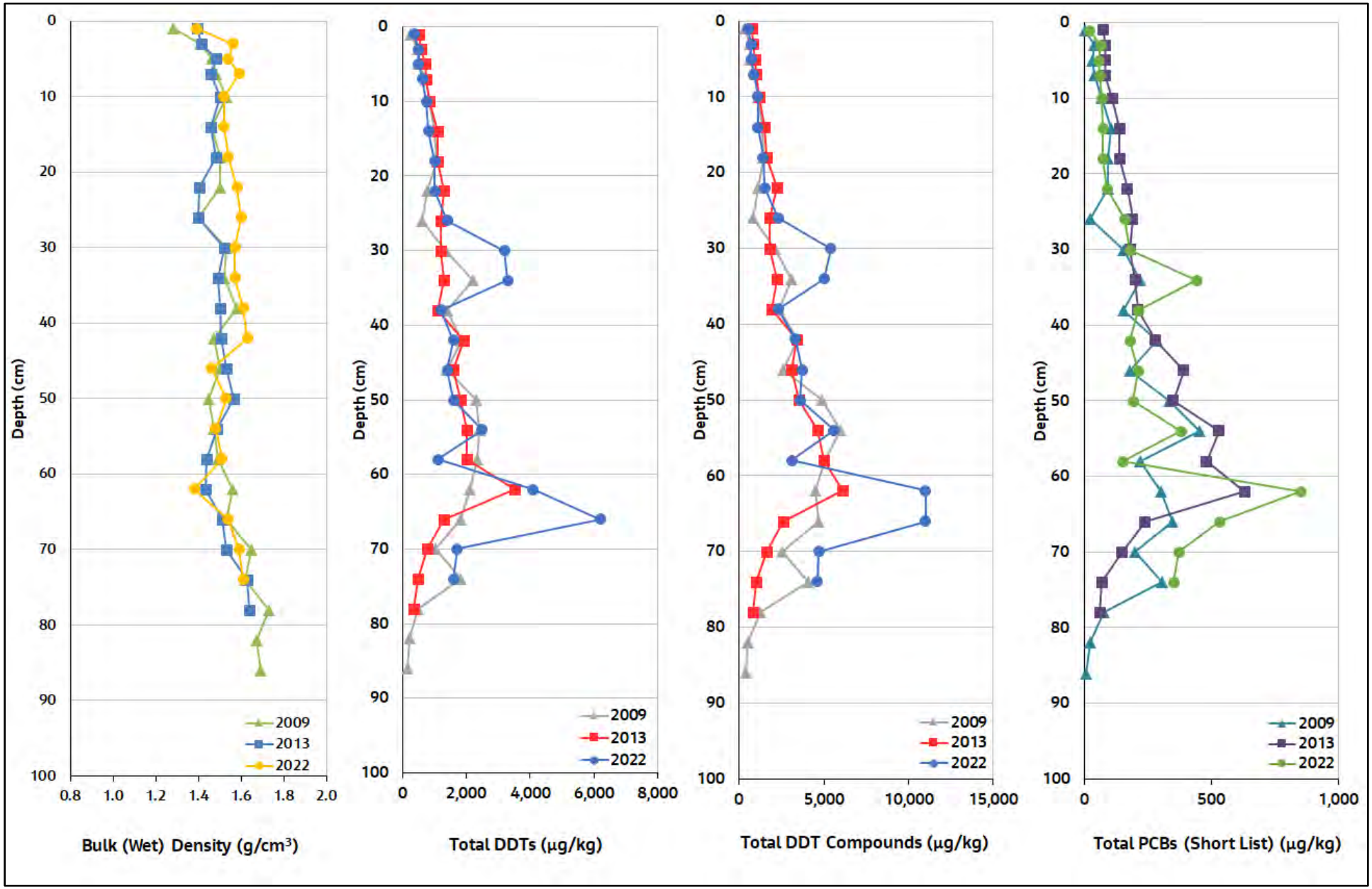

Figure 15. Vertical Core Profile BA5DC
Second MNR Report
Palos Verdes Shelf
Los Angeles County, California

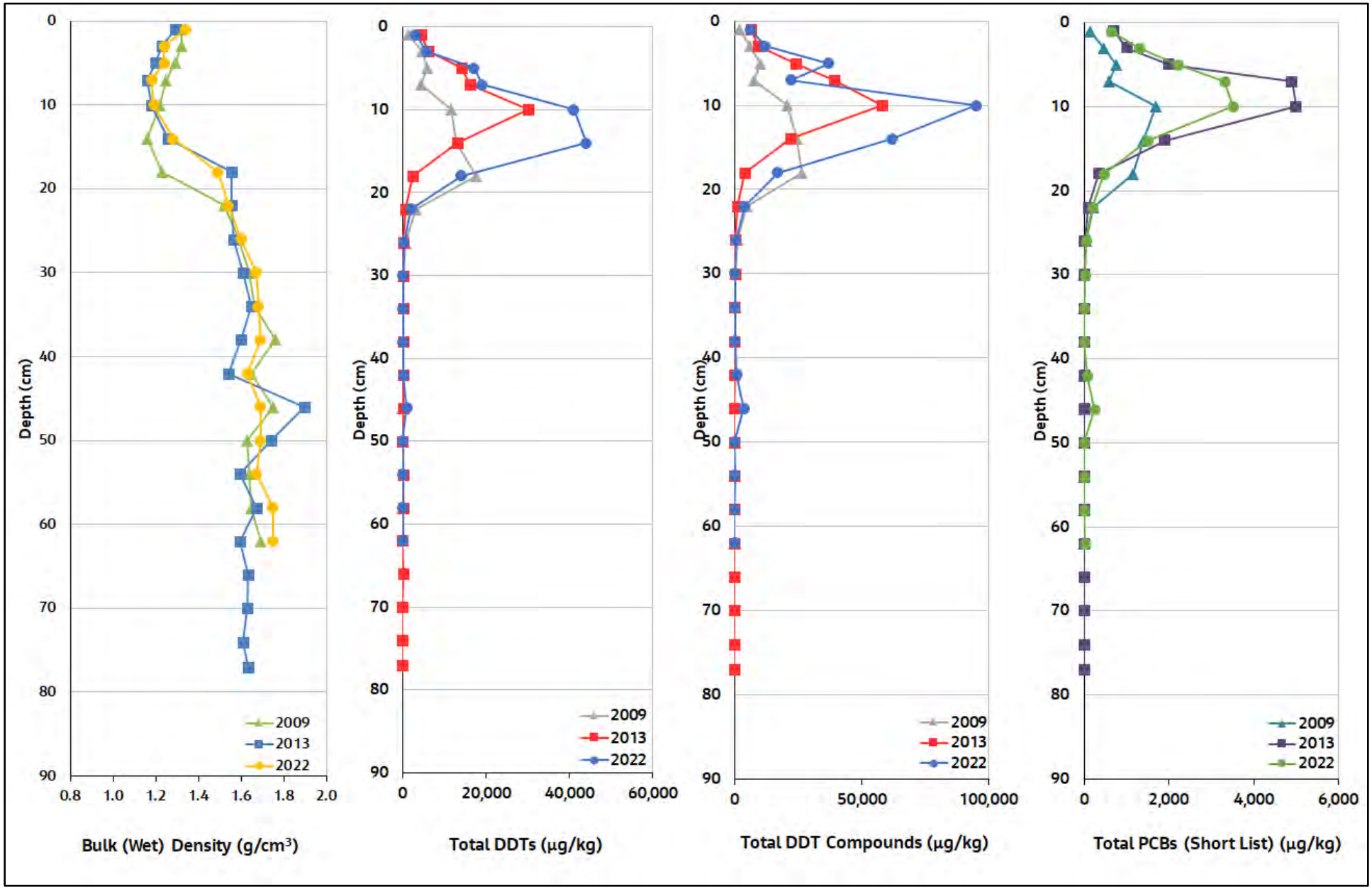

Figure 16. Vertical Core Profile BA6B
Second MNR Report
Palos Verdes Shelf
Los Angeles County, California

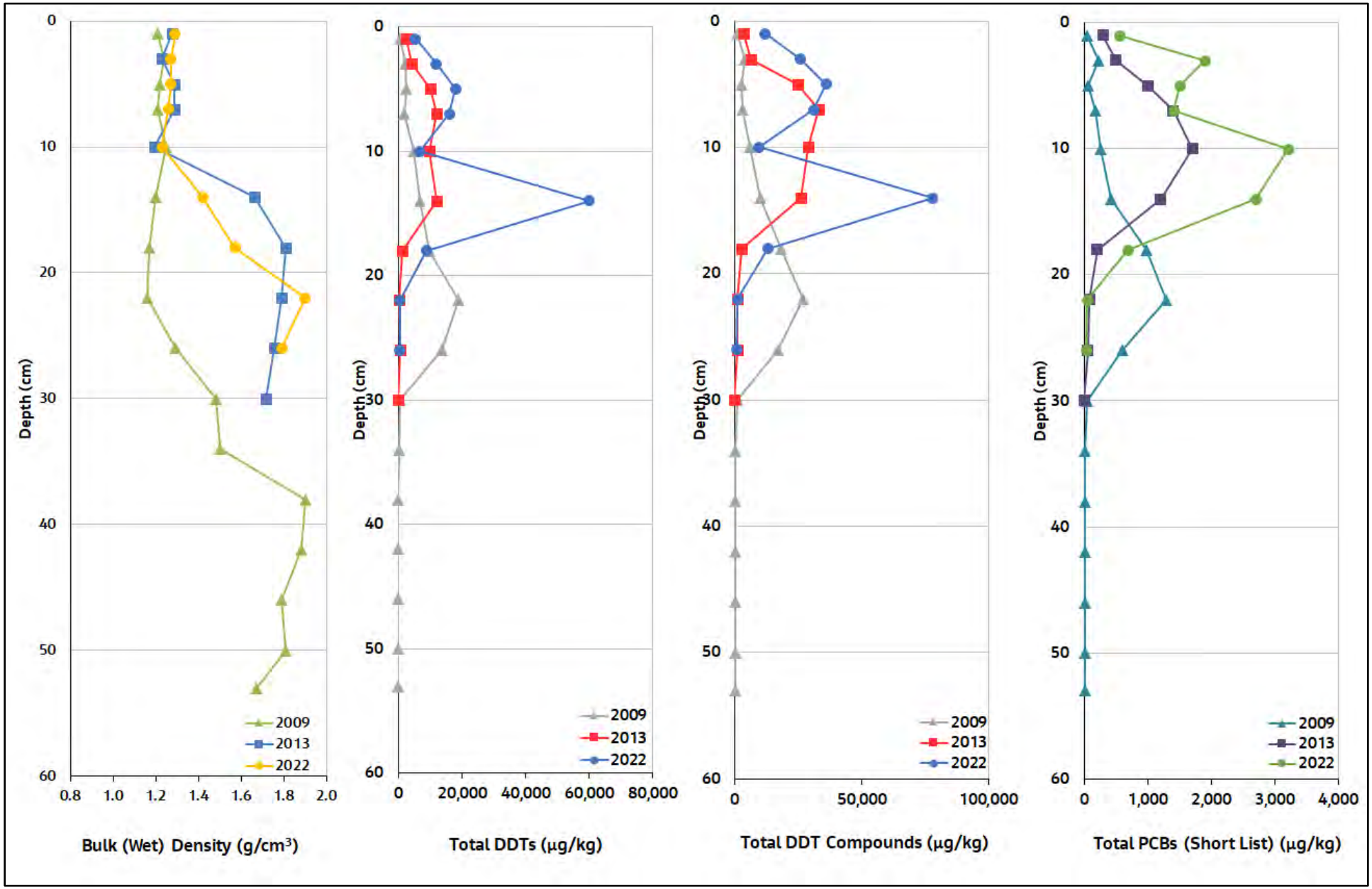

Figure 17. Vertical Core Profile BA6BC
Second MNR Report
Palos Verdes Shelf
Los Angeles County, California

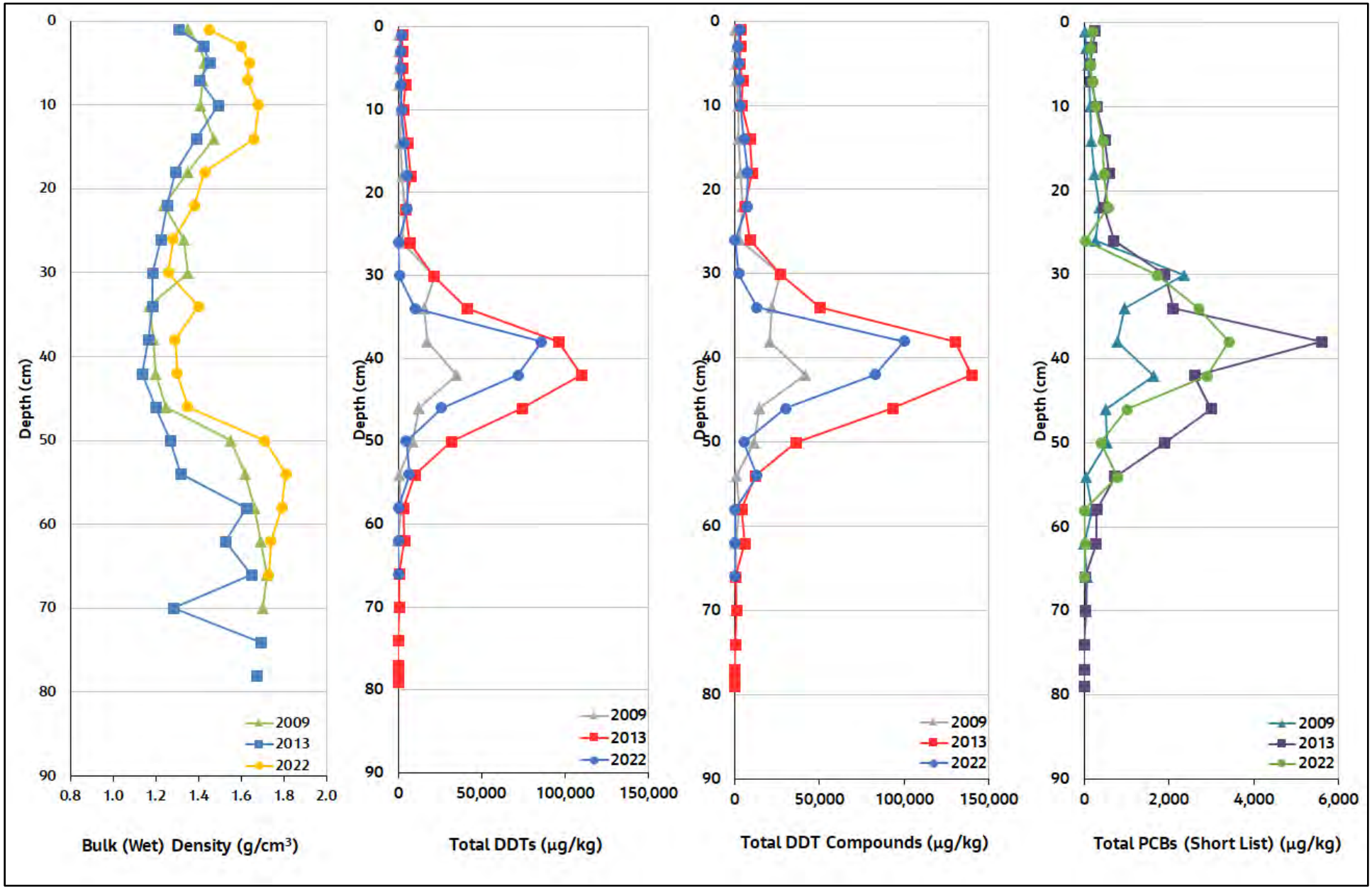

Bulk density not reported for all sampling intervals in 2013 core.

Figure 18. Vertical Core Profile BA6C
Second MNR Report
Palos Verdes Shelf
Los Angeles County, California

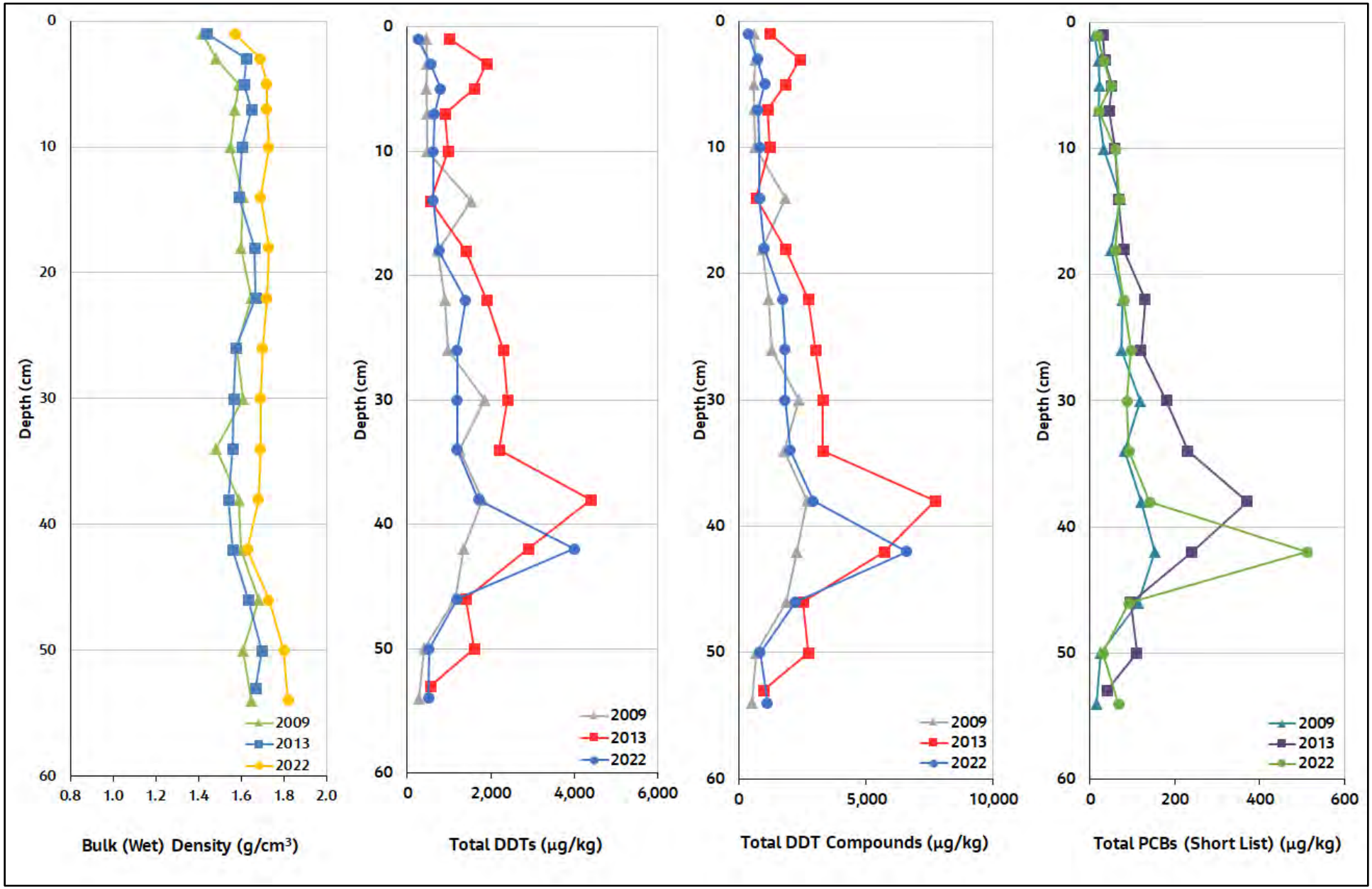

Figure 19. Vertical Core Profile BA6DC
Second MNR Report
Palos Verdes Shelf
Los Angeles County, California

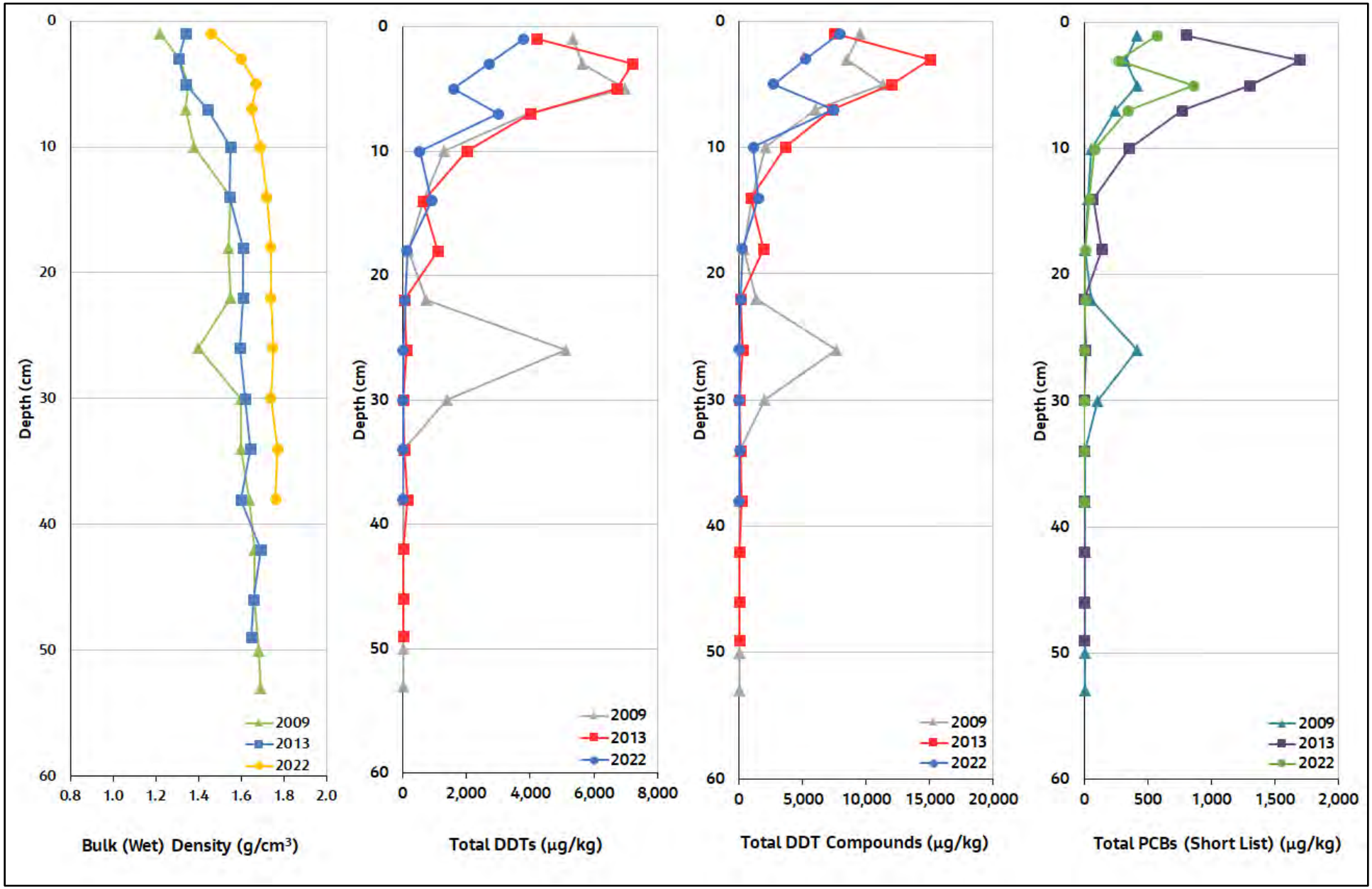

Figure 20. Vertical Core Profile BA7B
Second MNR Report
Palos Verdes Shelf
Los Angeles County, California

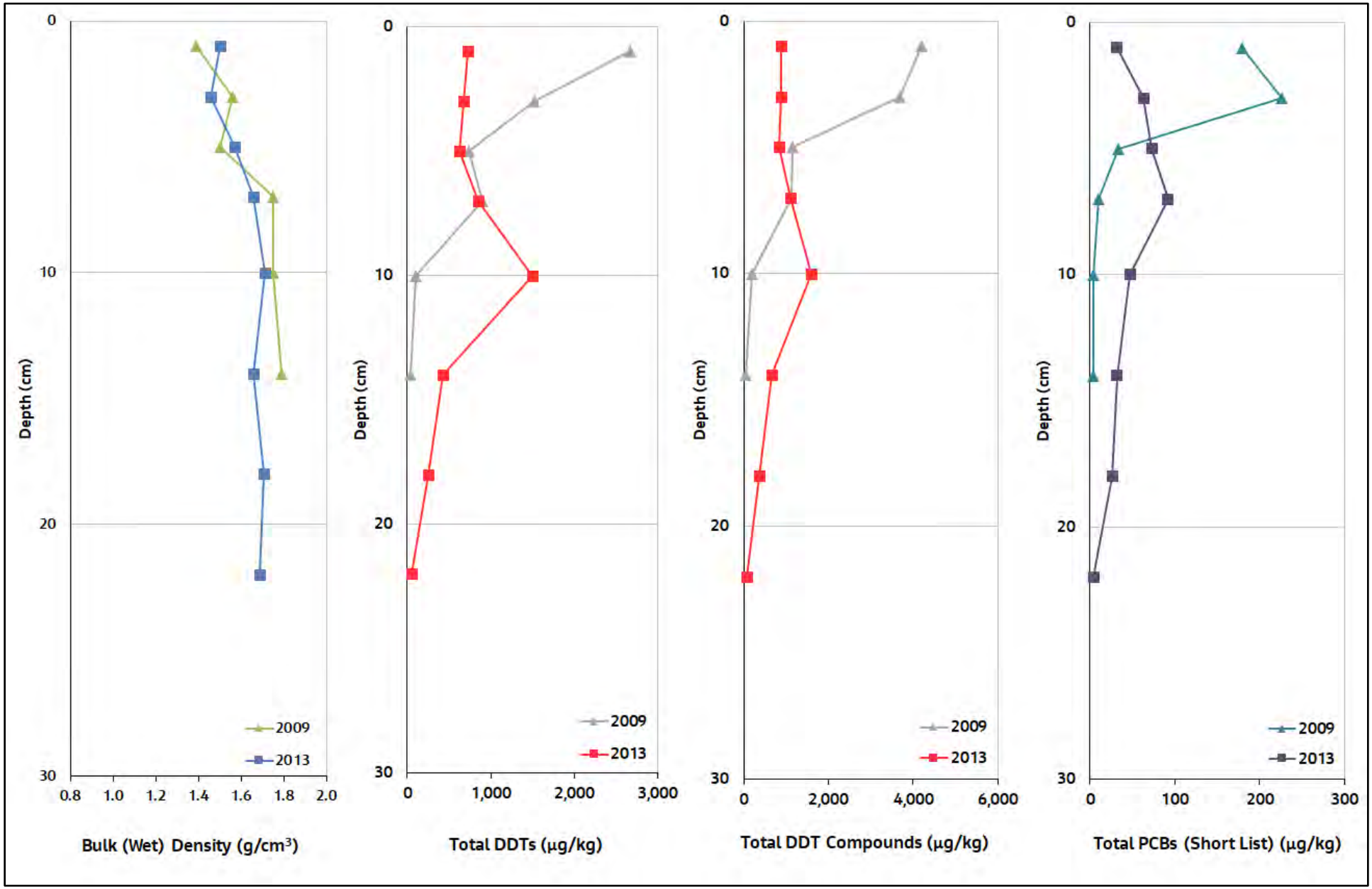

Core was unable to be collected from location in 2022.

Figure 21. Vertical Core Profile BA7BC
Second MNR Report
Palos Verdes Shelf
Los Angeles County, California

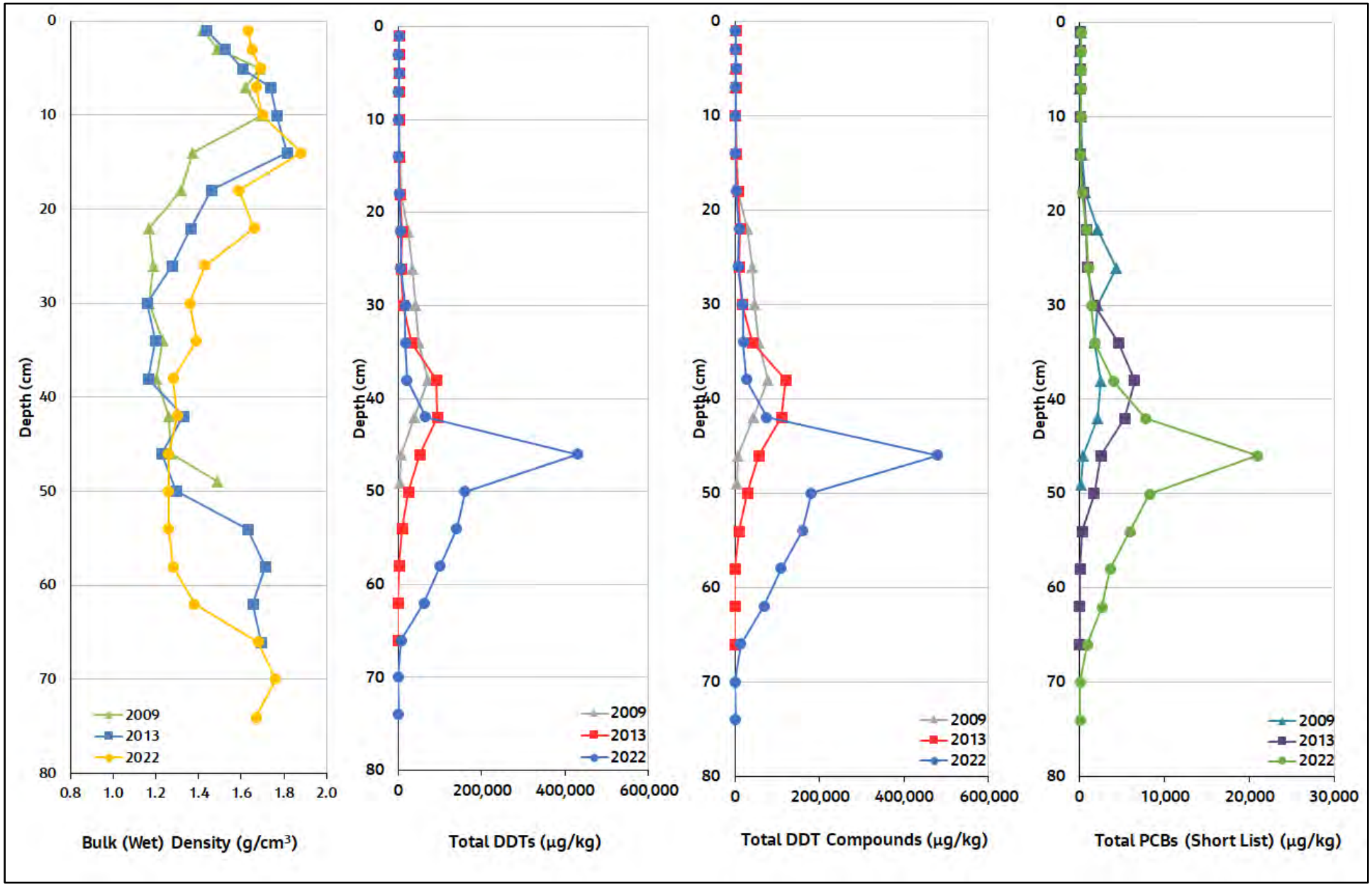

Figure 22. Vertical Core Profile BA7C
Second MNR Report
Palos Verdes Shelf
Los Angeles County, California

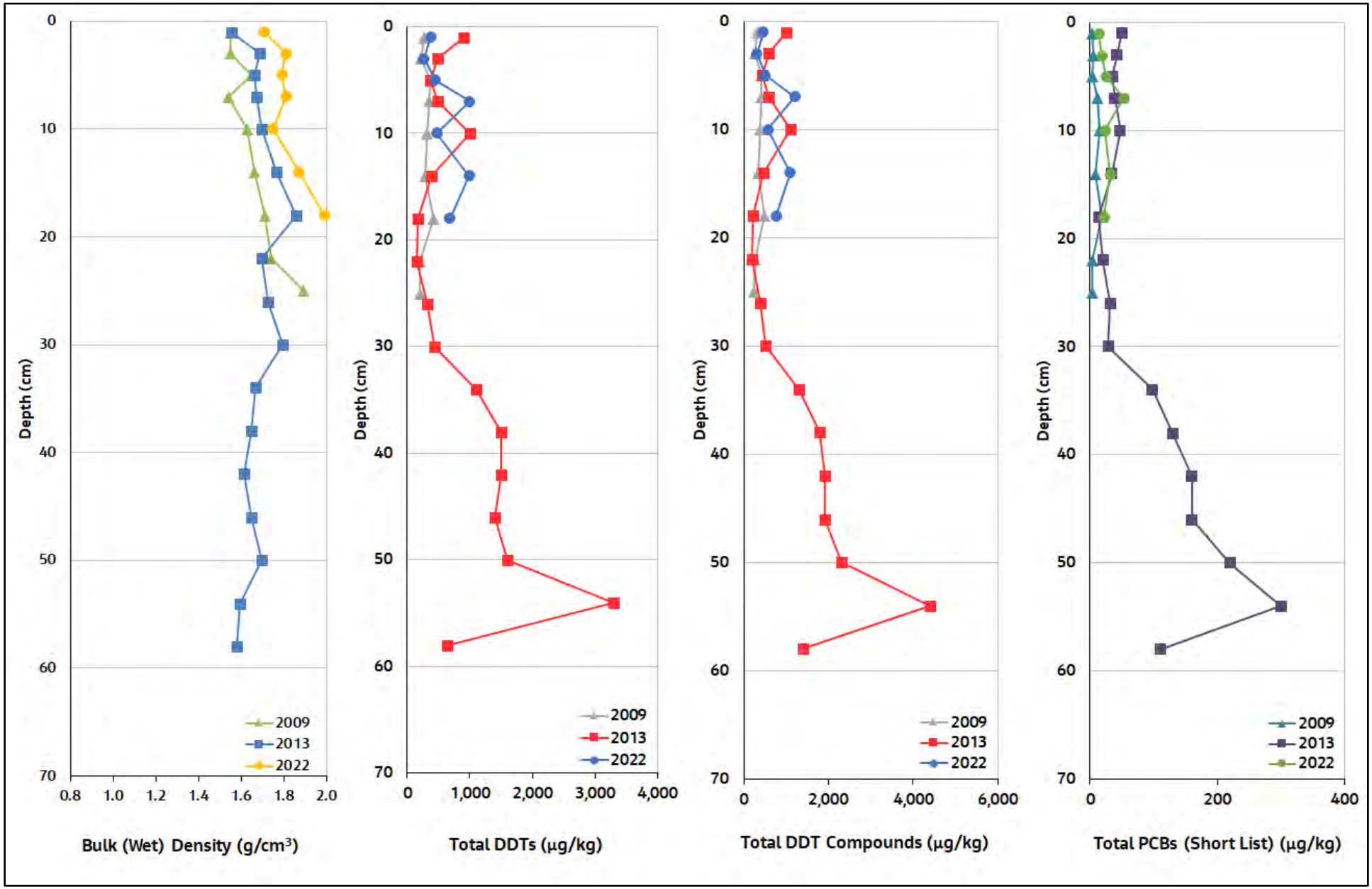

Figure 23. Vertical Core Profile BA7DC
Second MNR Report
Palos Verdes Shelf
Los Angeles County, California

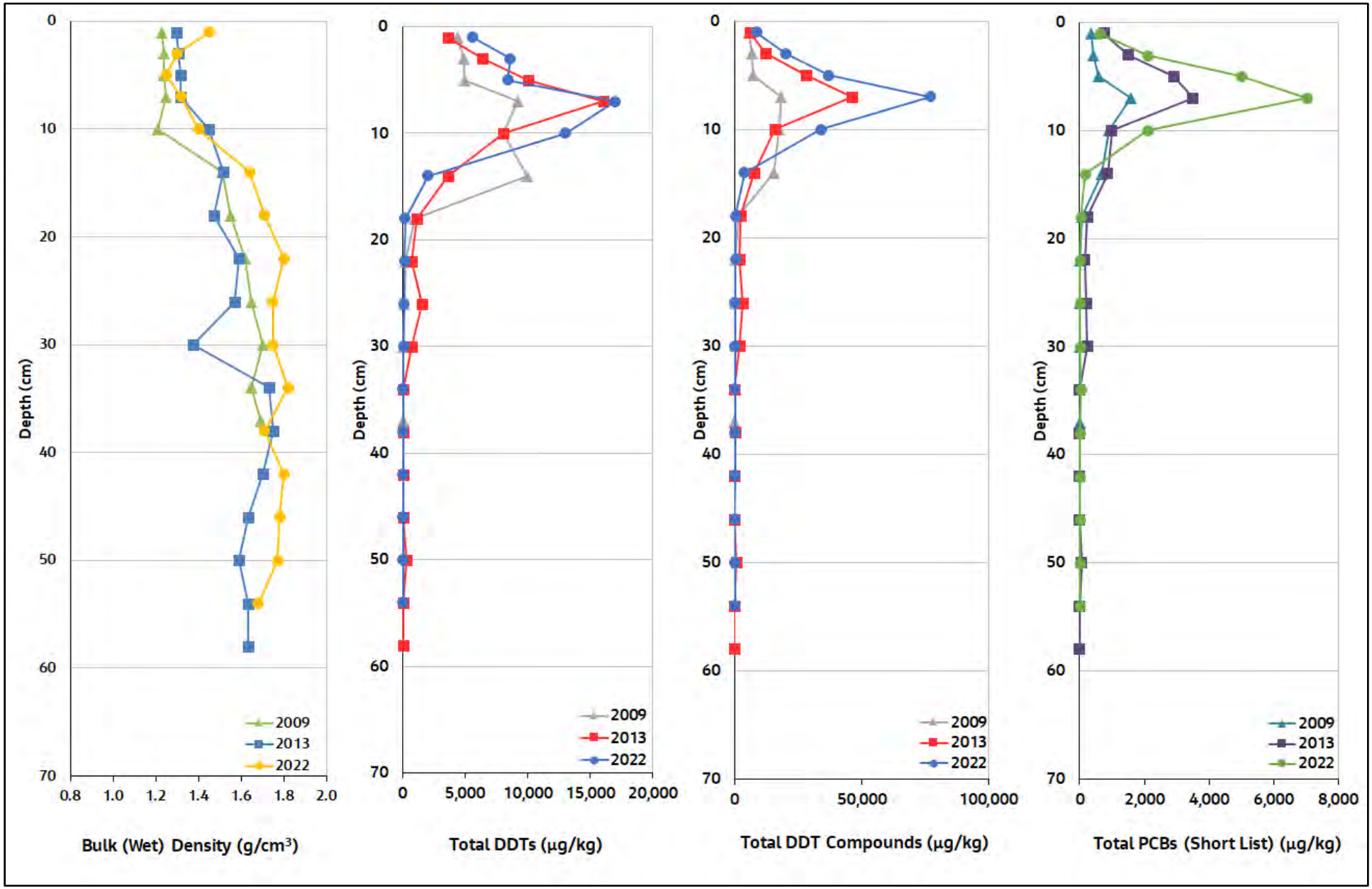

Figure 24. Vertical Core Profile BA8B
Second MNR Report
Palos Verdes Shelf
Los Angeles County, California

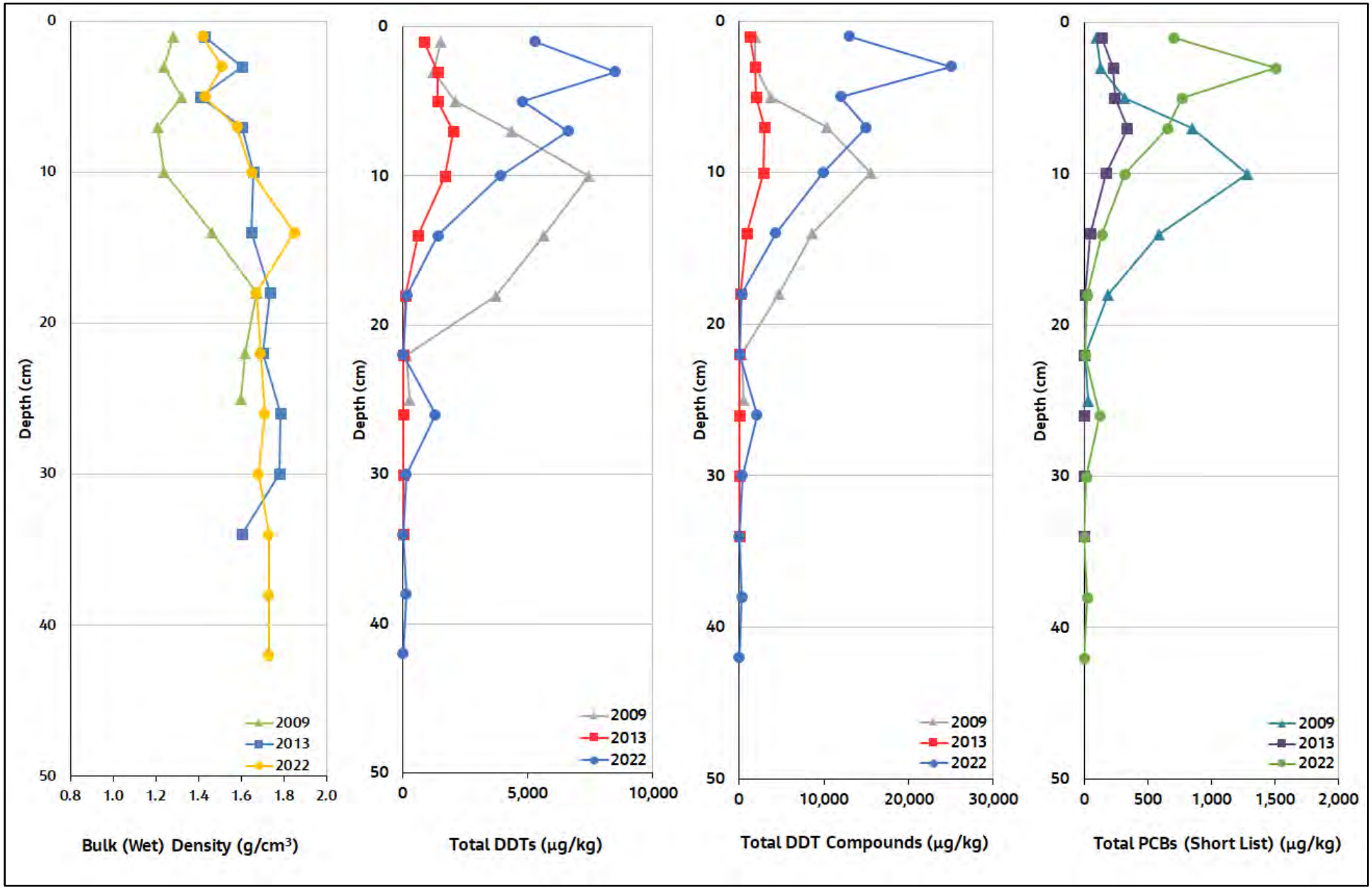

Figure 25. Vertical Core Profile BA8BC
Second MNR Report
Palos Verdes Shelf
Los Angeles County, California

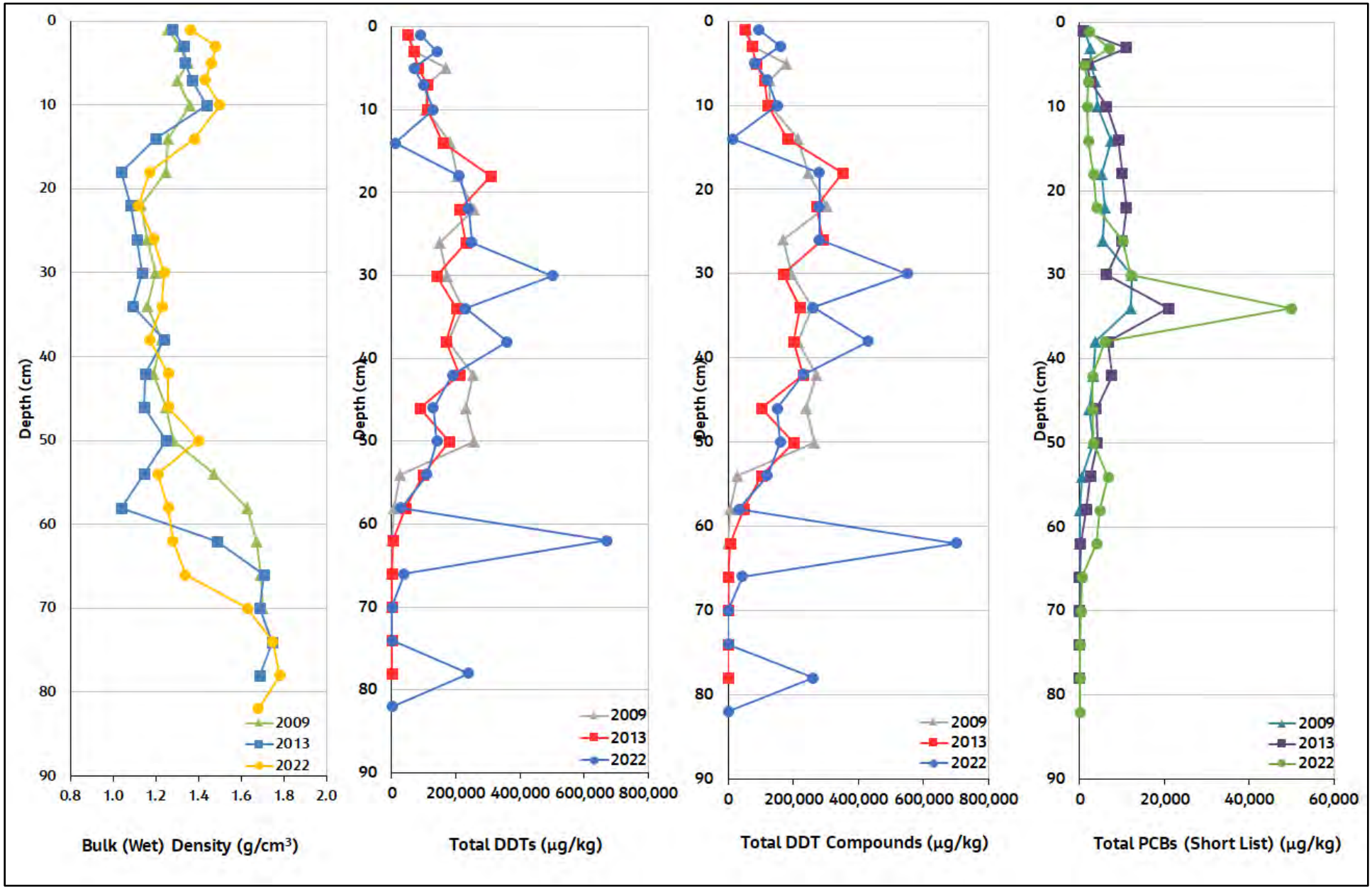

Figure 26. Vertical Core Profile BA8C
Second MNR Report
Palos Verdes Shelf
Los Angeles County, California

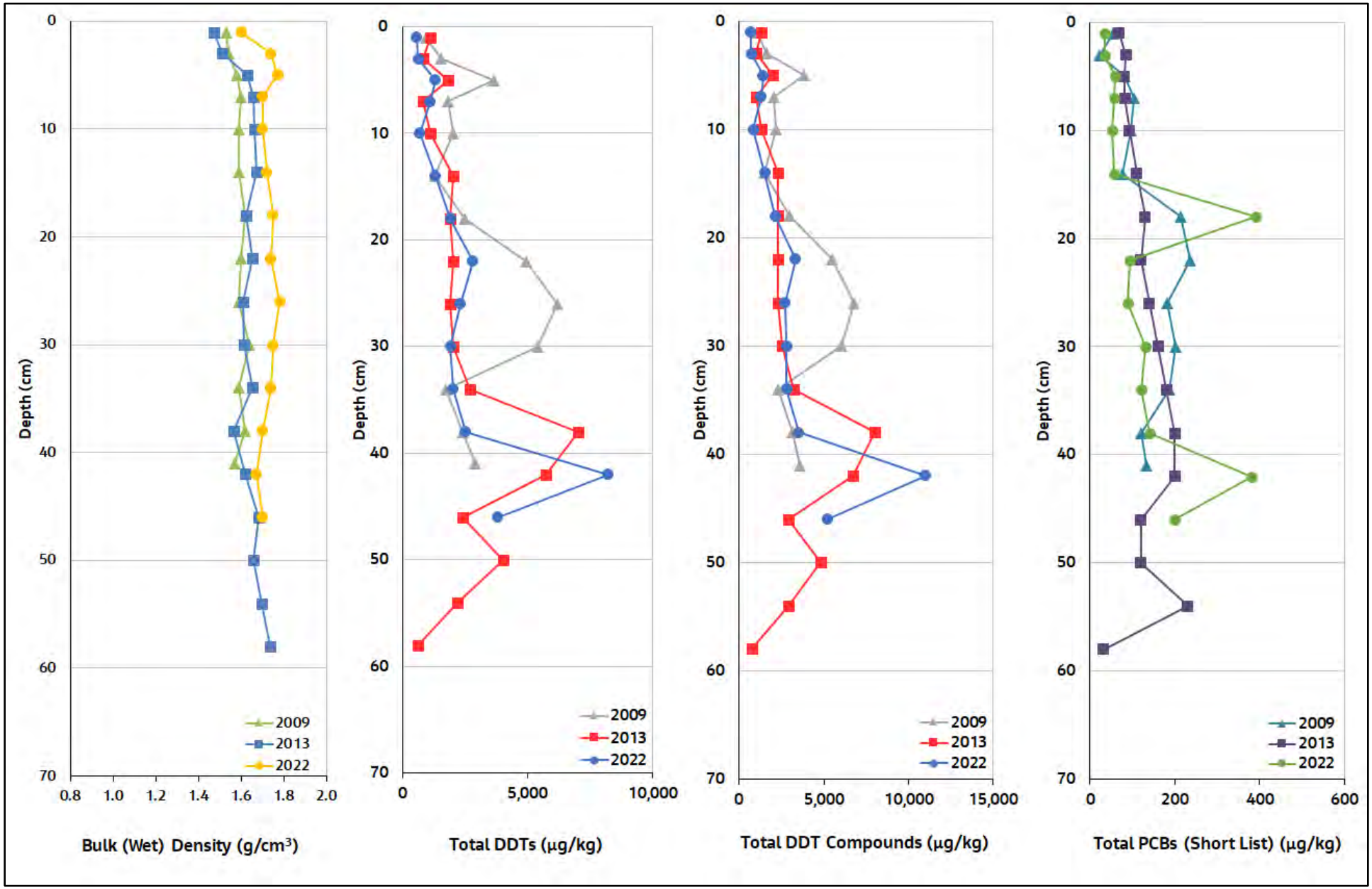

Figure 27. Vertical Core Profile BA8DC
Second MNR Report
Palos Verdes Shelf
Los Angeles County, California

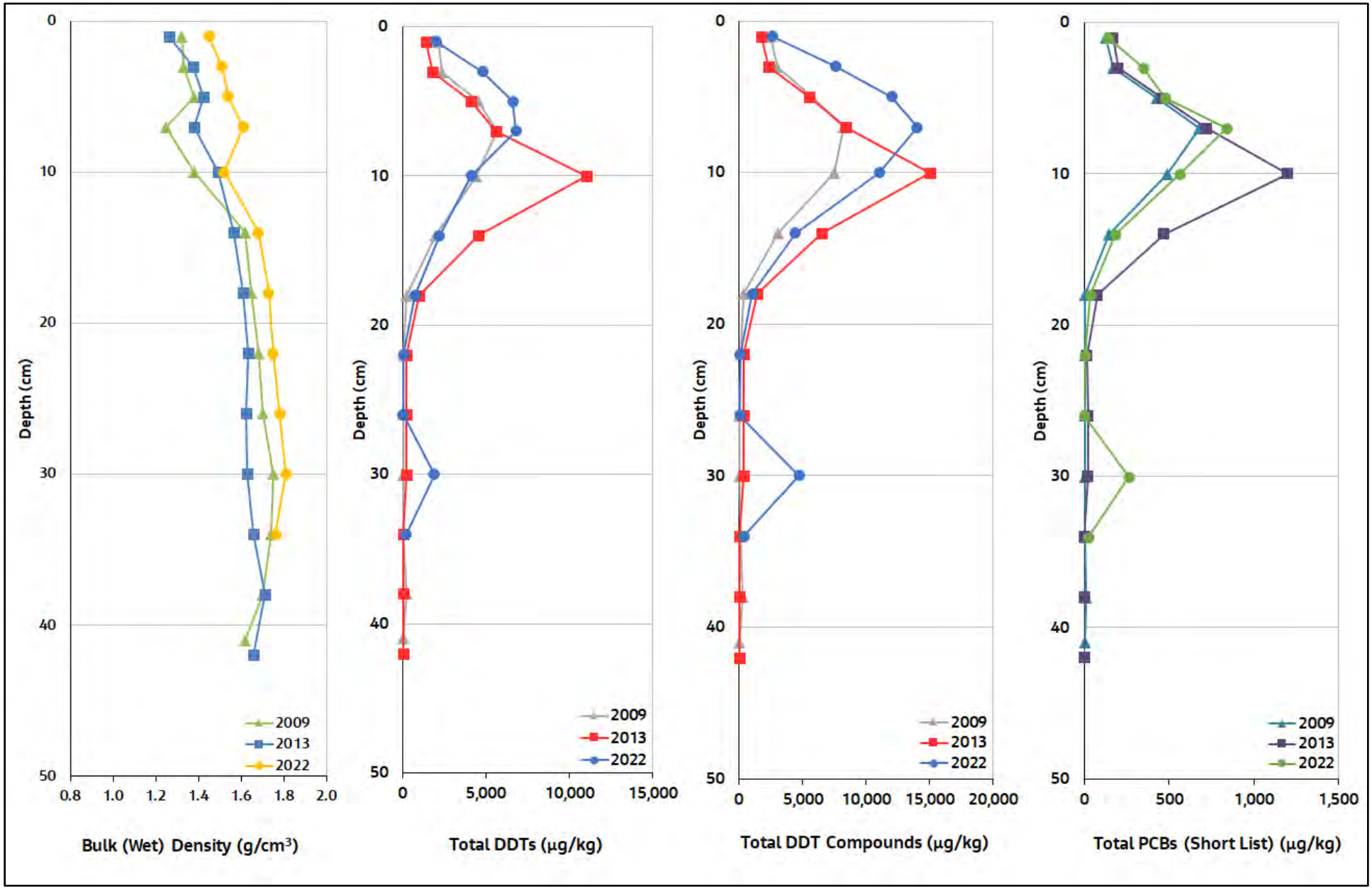

Figure 28. Vertical Core Profile BA9B
Second MNR Report
Palos Verdes Shelf
Los Angeles County, California

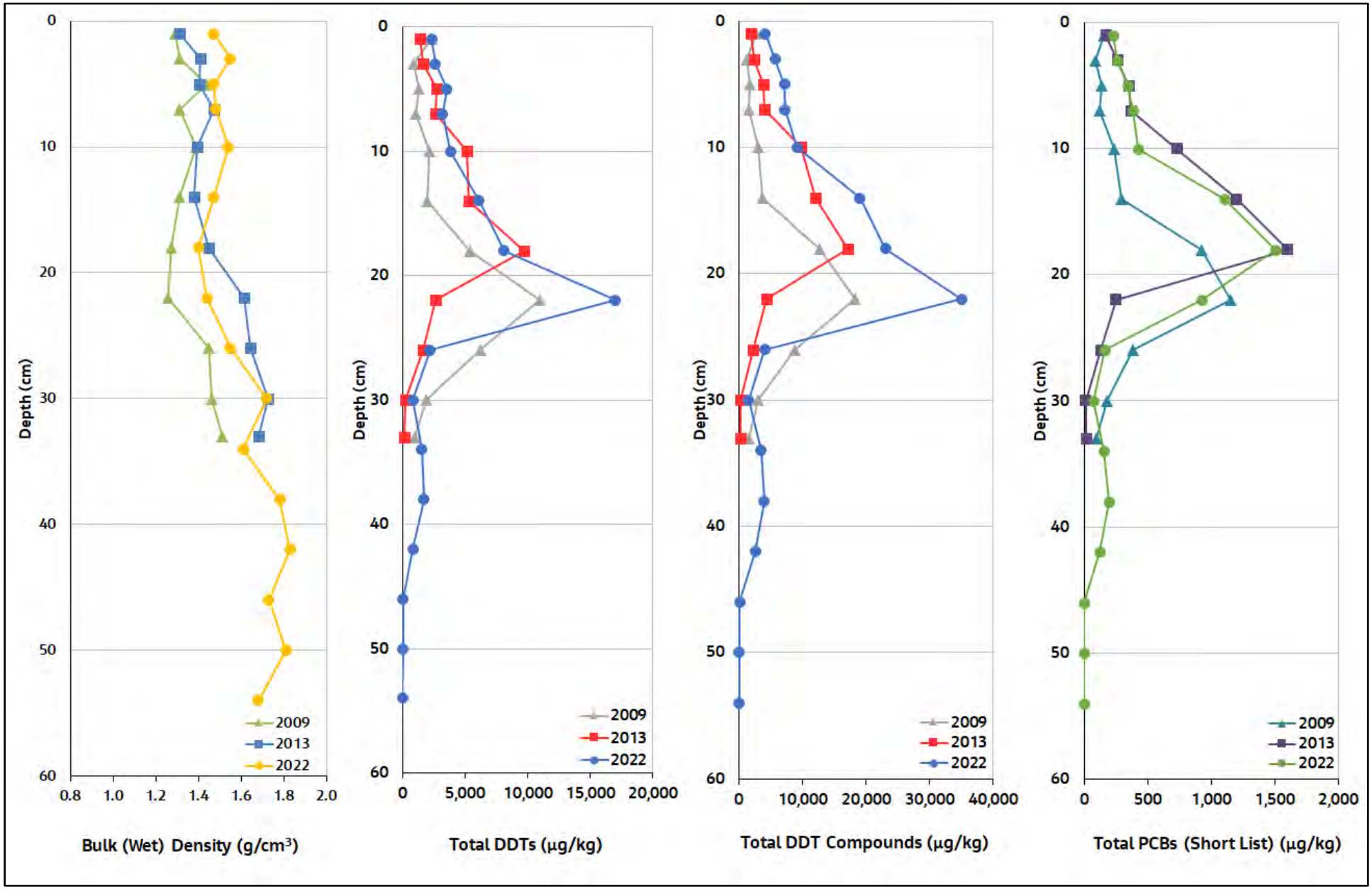

Figure 29. Vertical Core Profile BA9BC
Second MNR Report
Palos Verdes Shelf
Los Angeles County, California

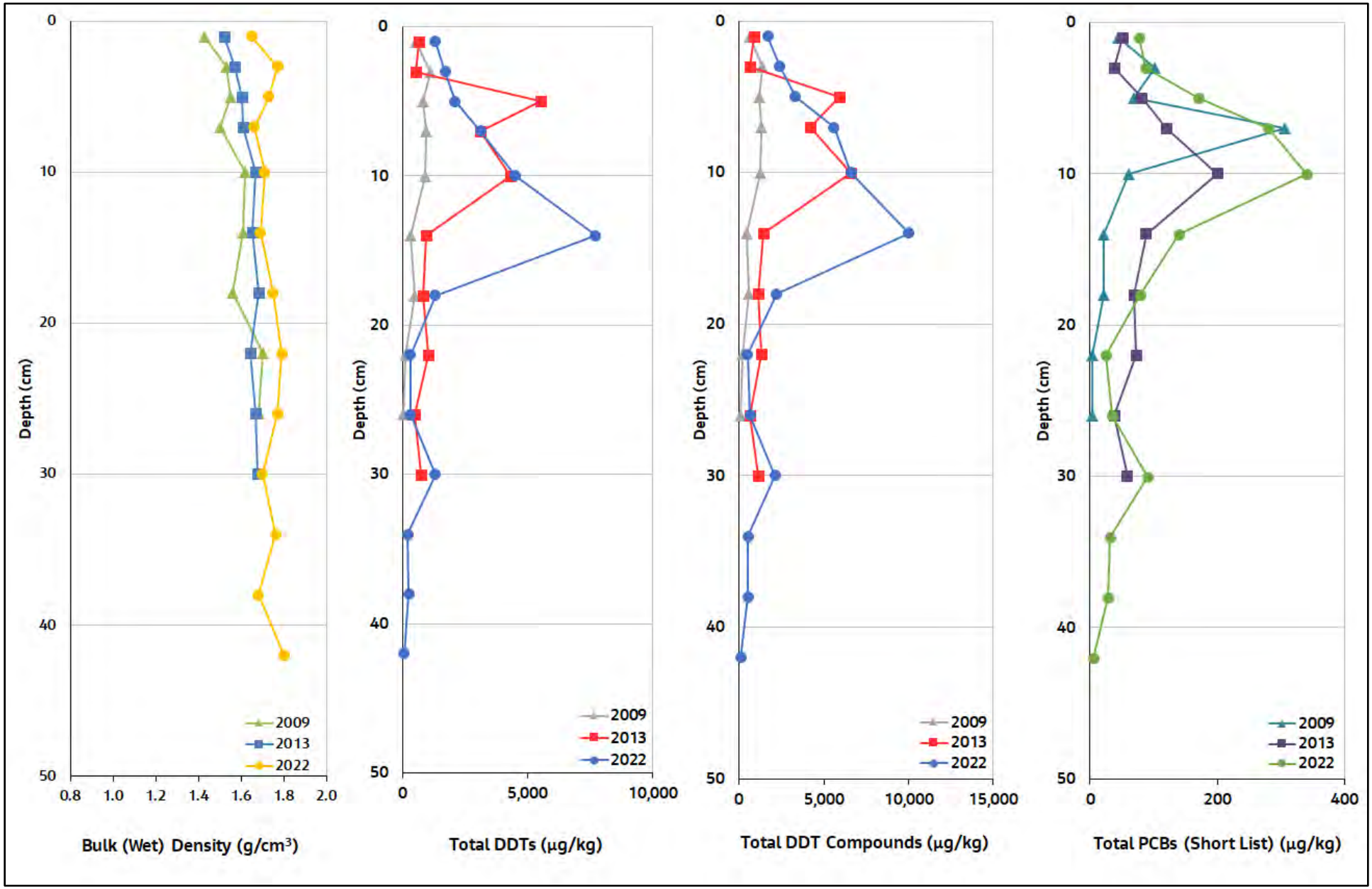

Figure 30. Vertical Core Profile BA9C
Second MNR Report
Palos Verdes Shelf
Los Angeles County, California

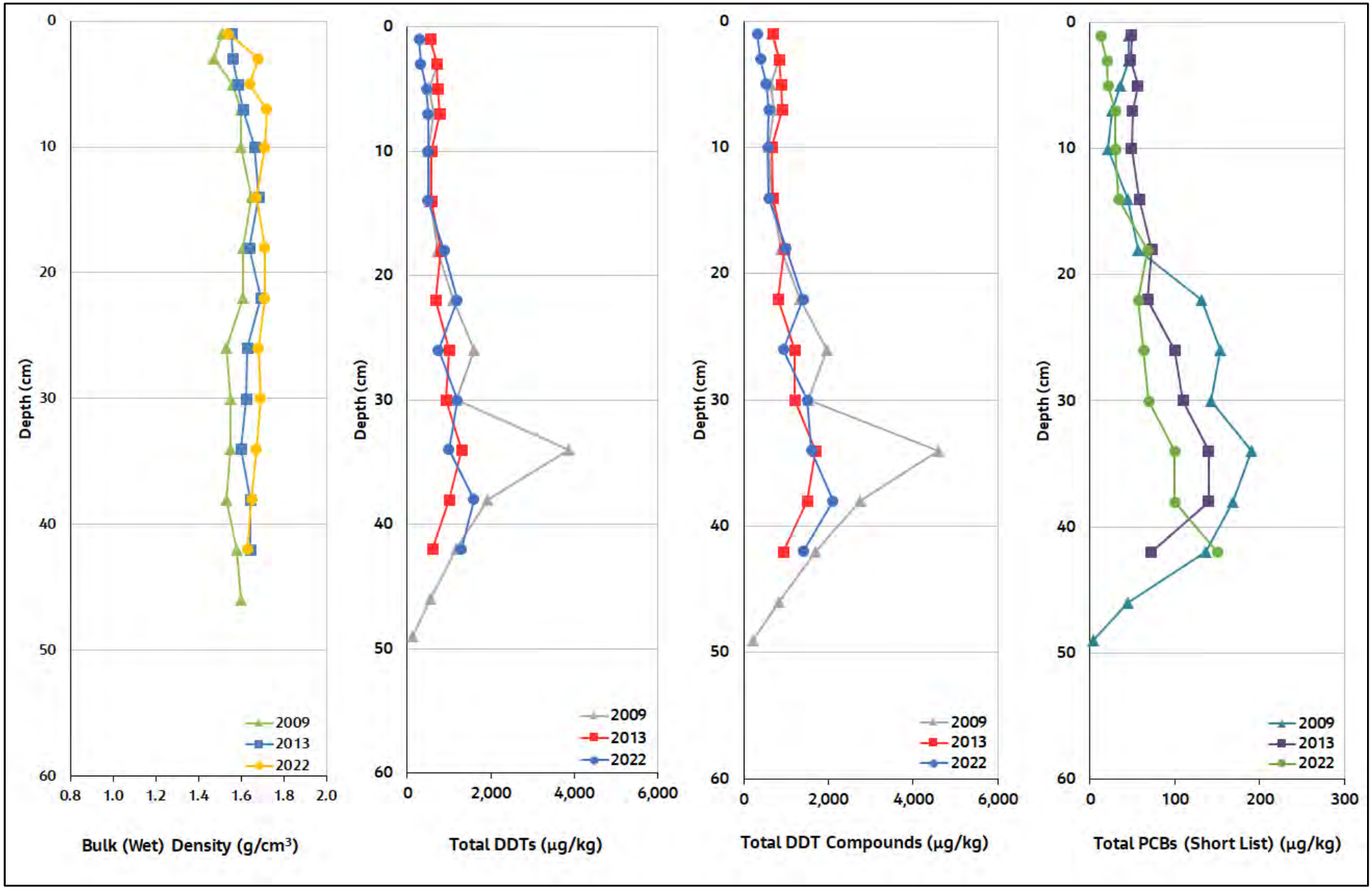

Figure 31. Vertical Core Profile BA9DC
Second MNR Report
Palos Verdes Shelf
Los Angeles County, California

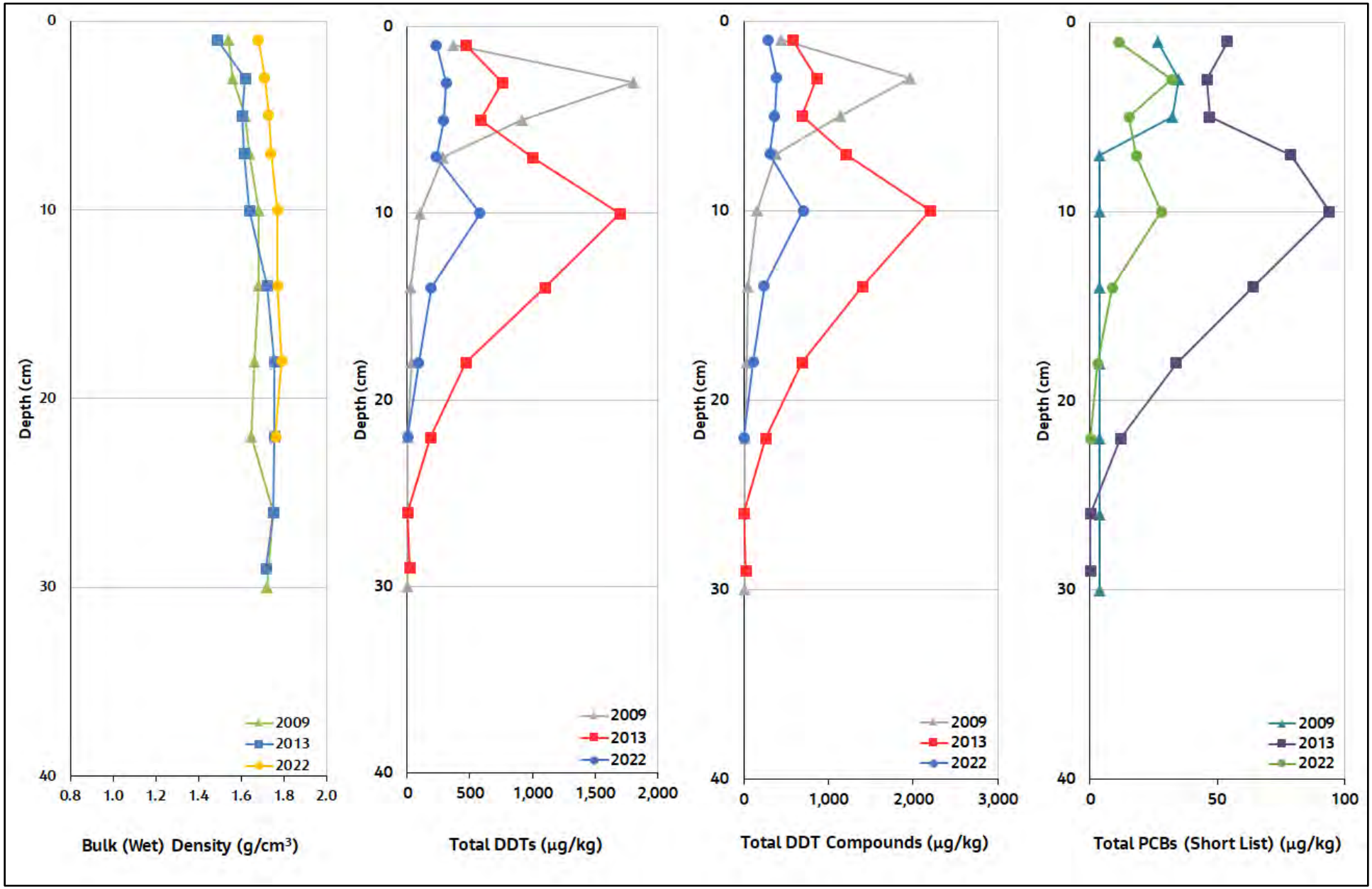

Figure 32. Vertical Core Profile BA10B
Second MNR Report
Palos Verdes Shelf
Los Angeles County, California

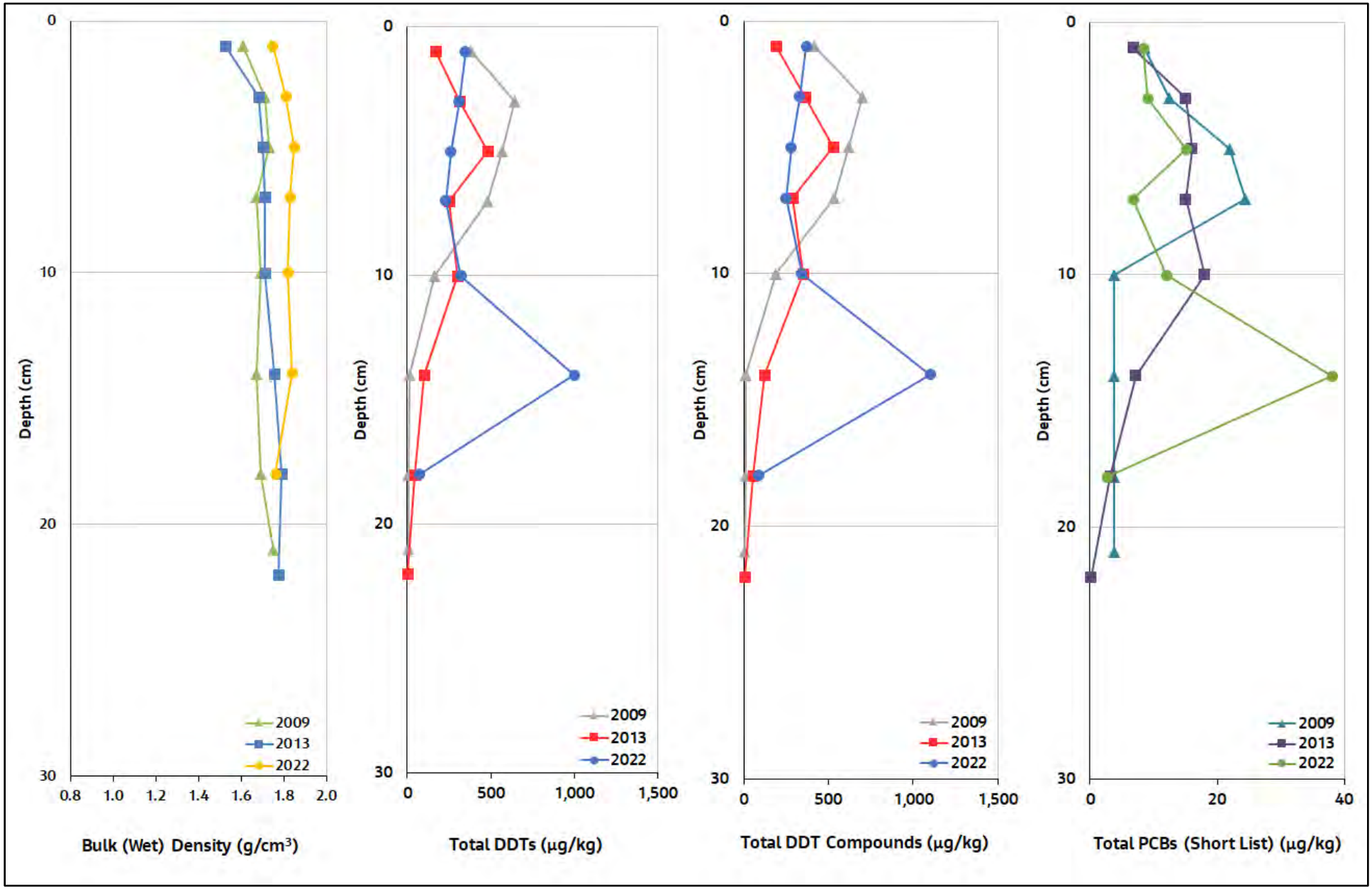

Figure 33. Vertical Core Profile BA10C
Second MNR Report
Palos Verdes Shelf
Los Angeles County, California

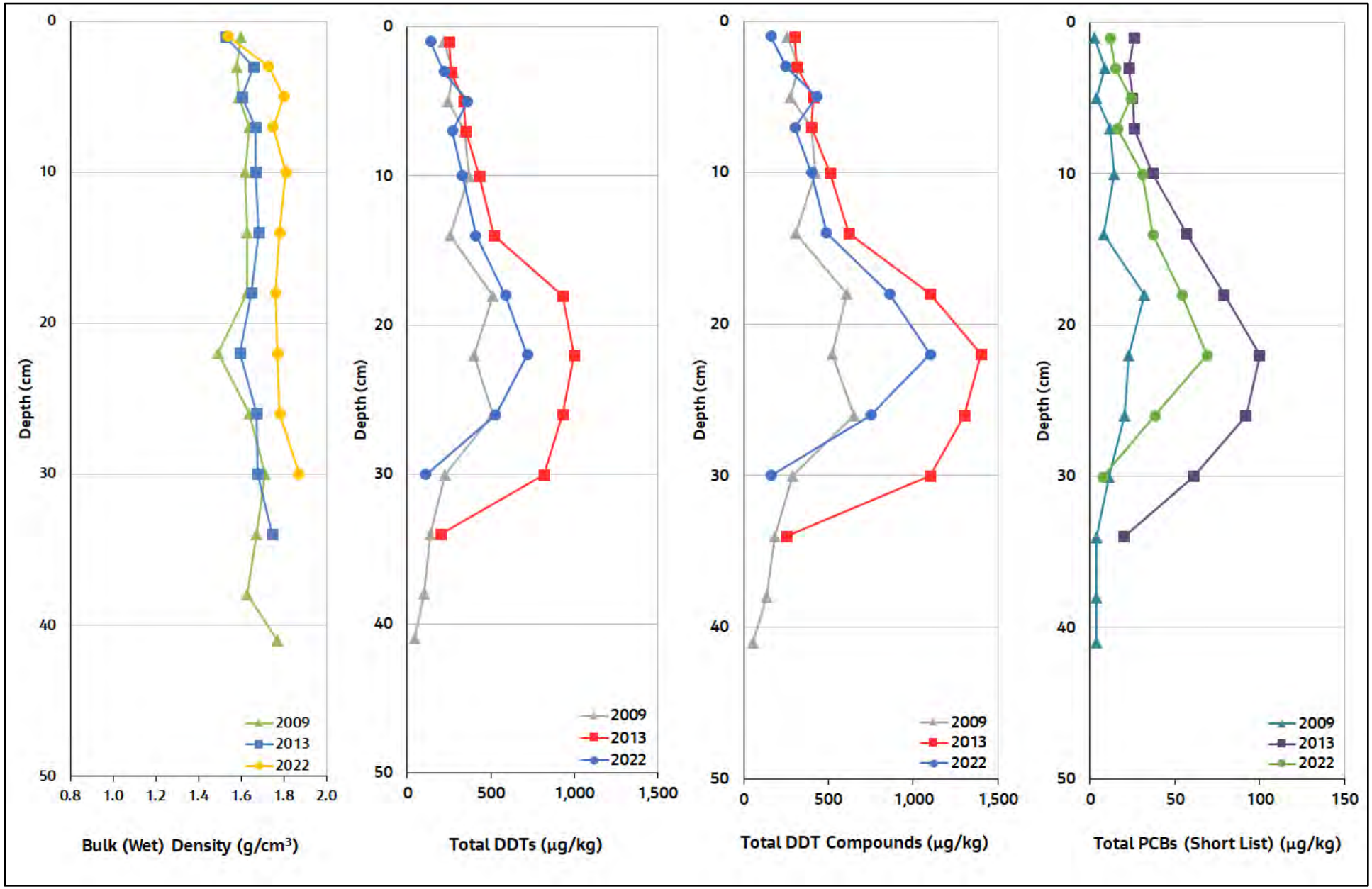

Figure 34. Vertical Core Profile BA10DC
Second MNR Report
Palos Verdes Shelf
Los Angeles County, California

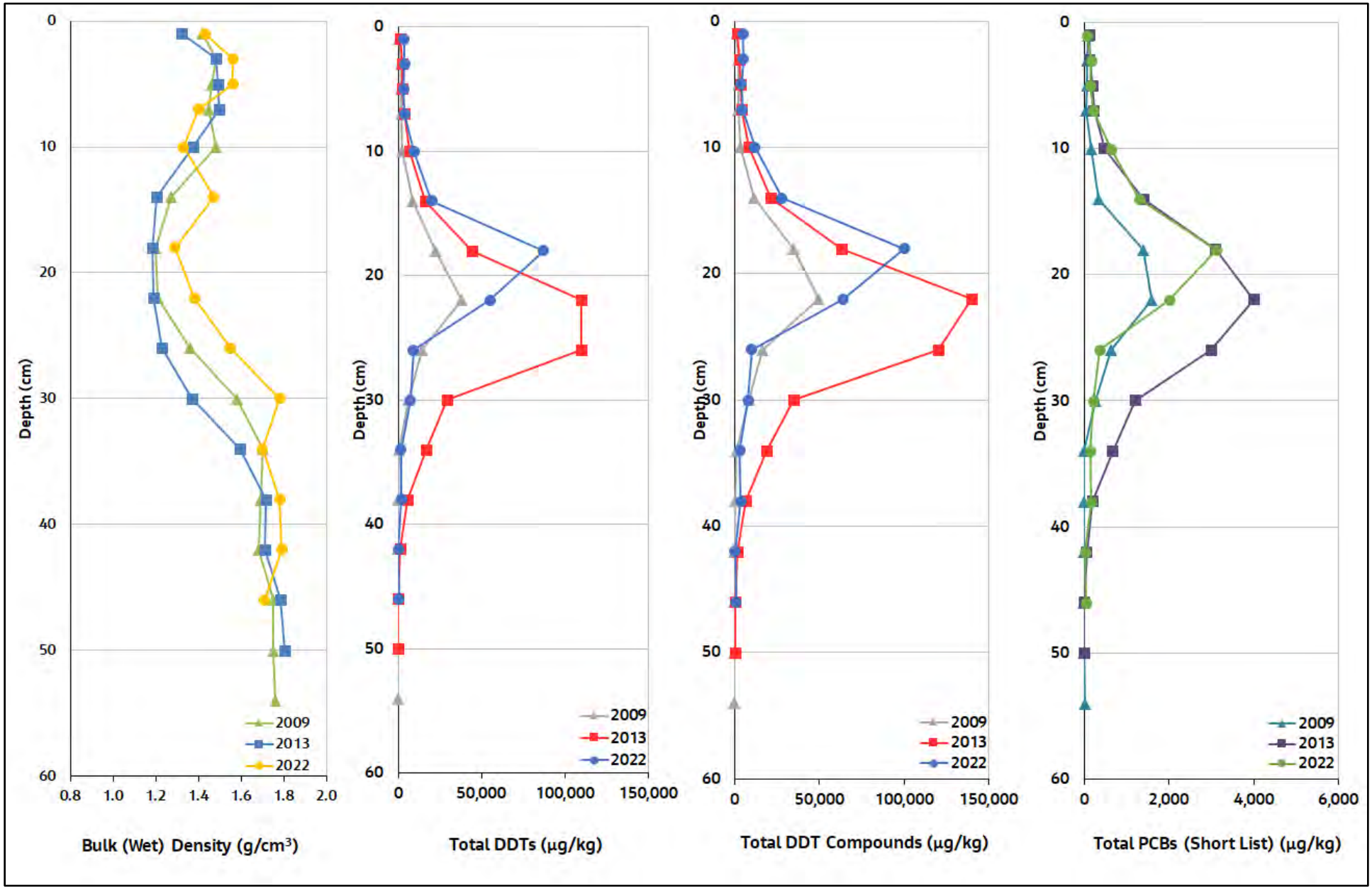

Figure 35. Vertical Core Profile OA01
Second MNR Report
Palos Verdes Shelf
Los Angeles County, California

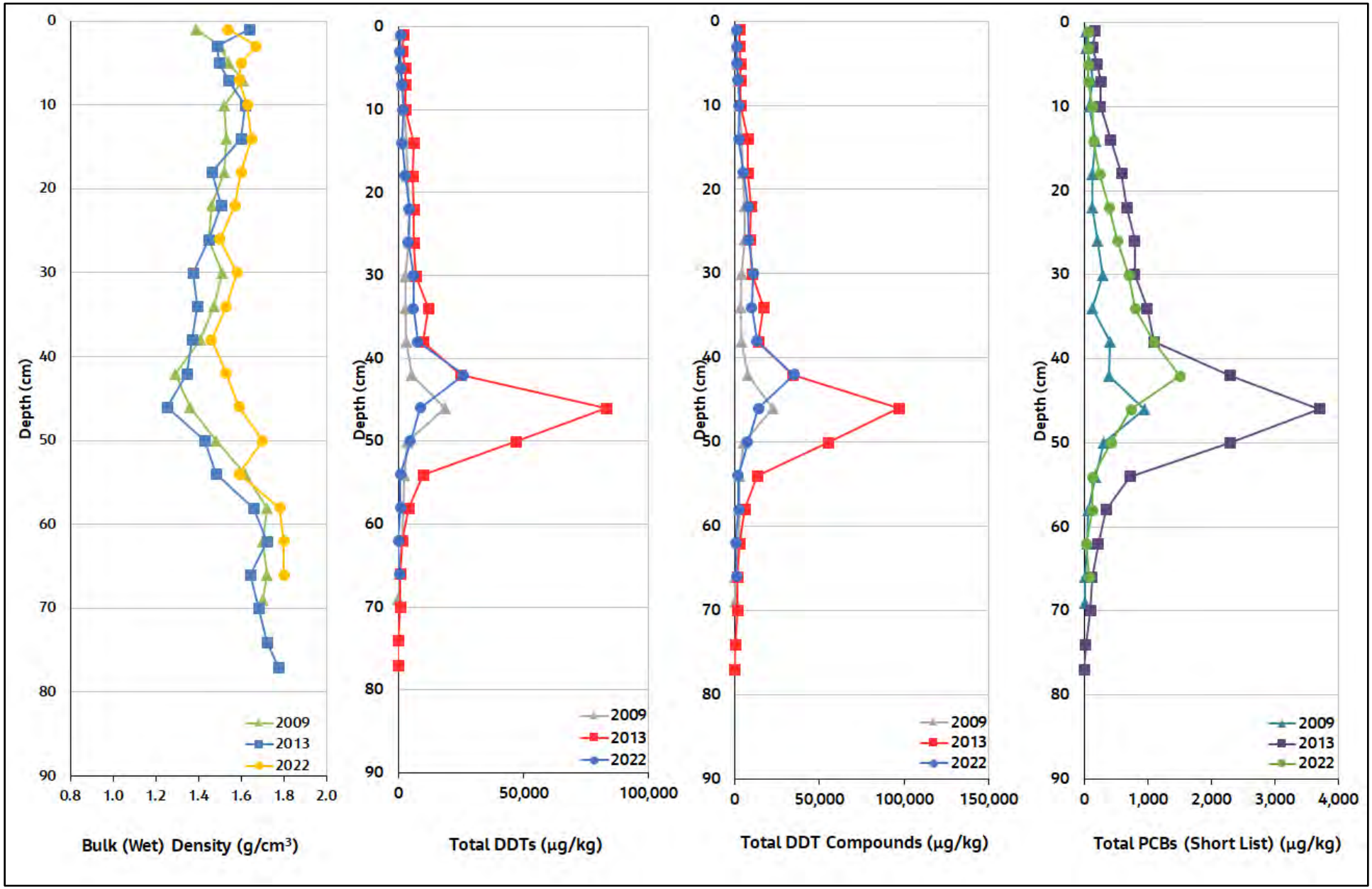

Figure 36 Vertical Core Profile OA02
Second MNR Report
Palos Verdes Shelf
Los Angeles County, California

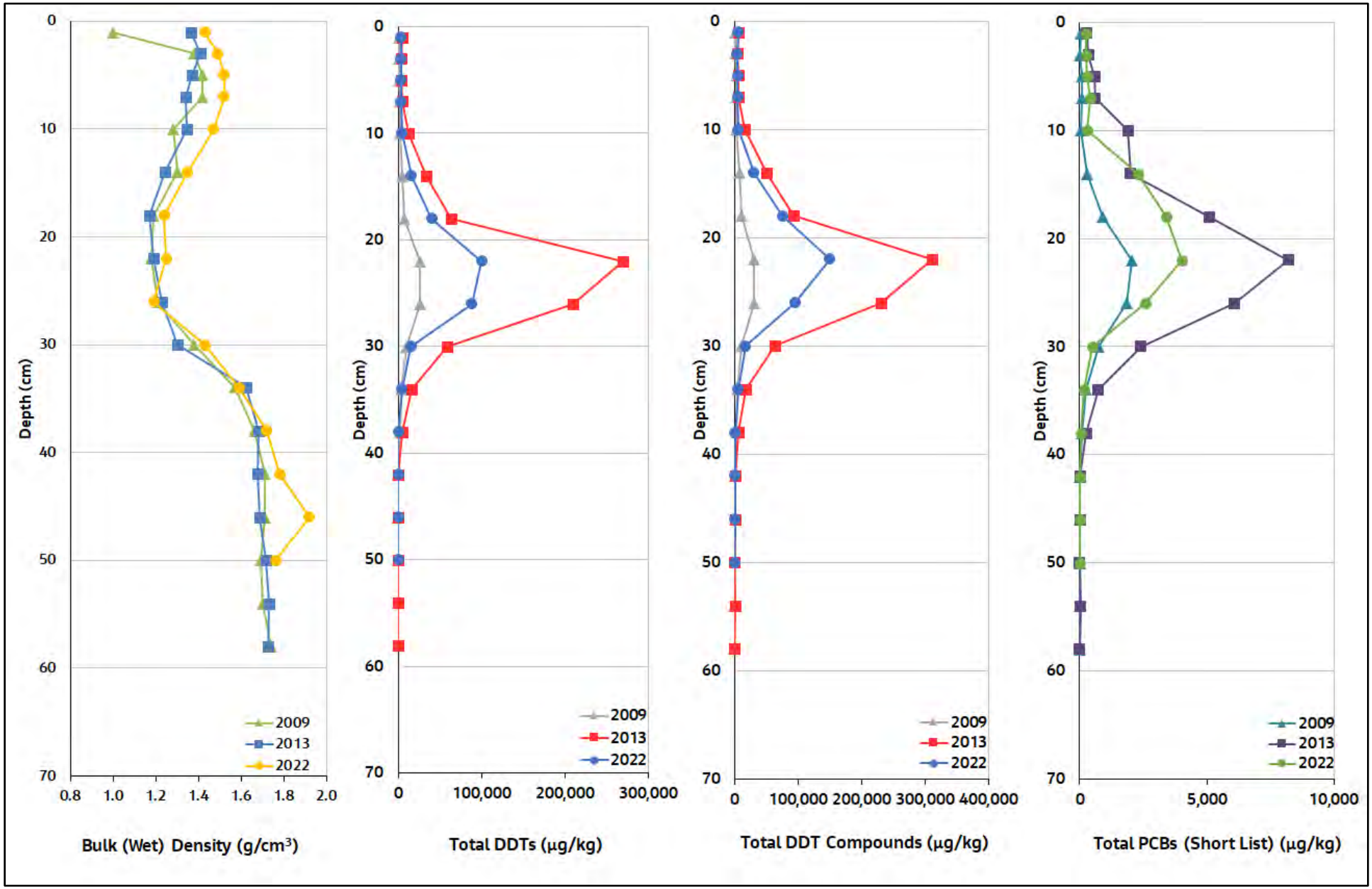

Figure 37. Vertical Core Profile OA03
Second MNR Report
Palos Verdes Shelf
Los Angeles County, California

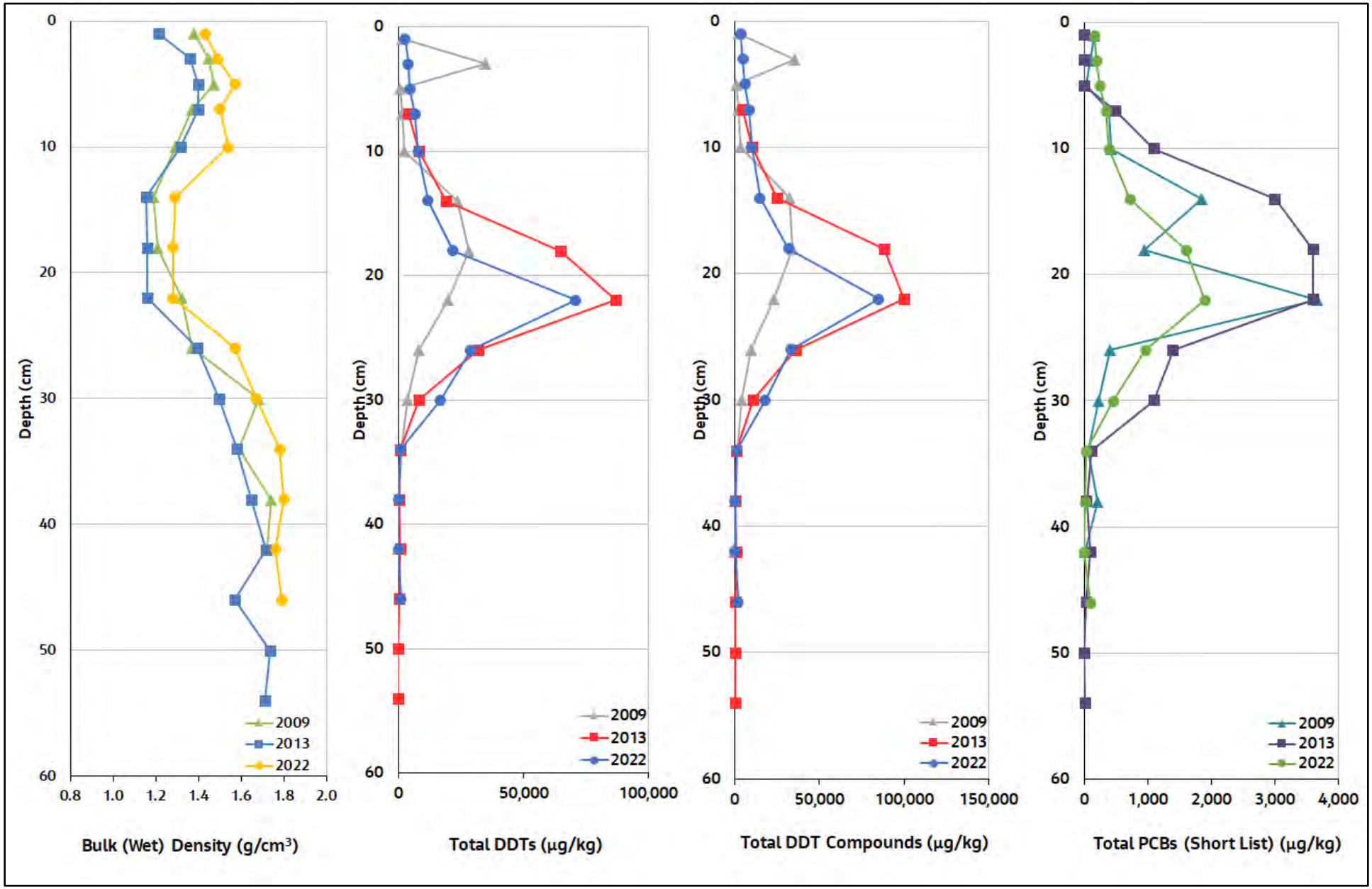

Figure 38. Vertical Core Profile OA04
Second MNR Report
Palos Verdes Shelf
Los Angeles County, California

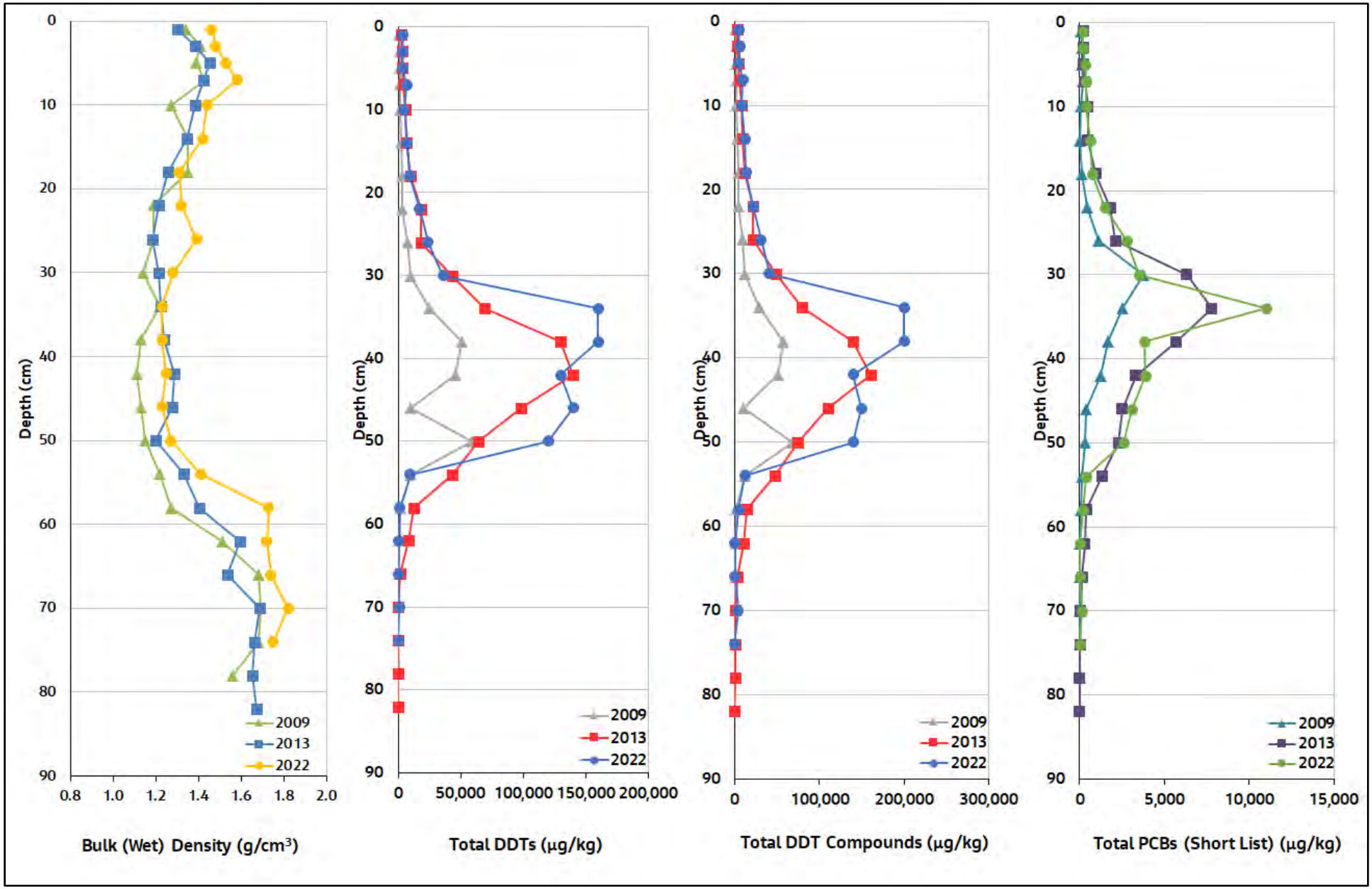

Figure 39. Vertical Core Profile OA05
Second MNR Report
Palos Verdes Shelf
Los Angeles County, California

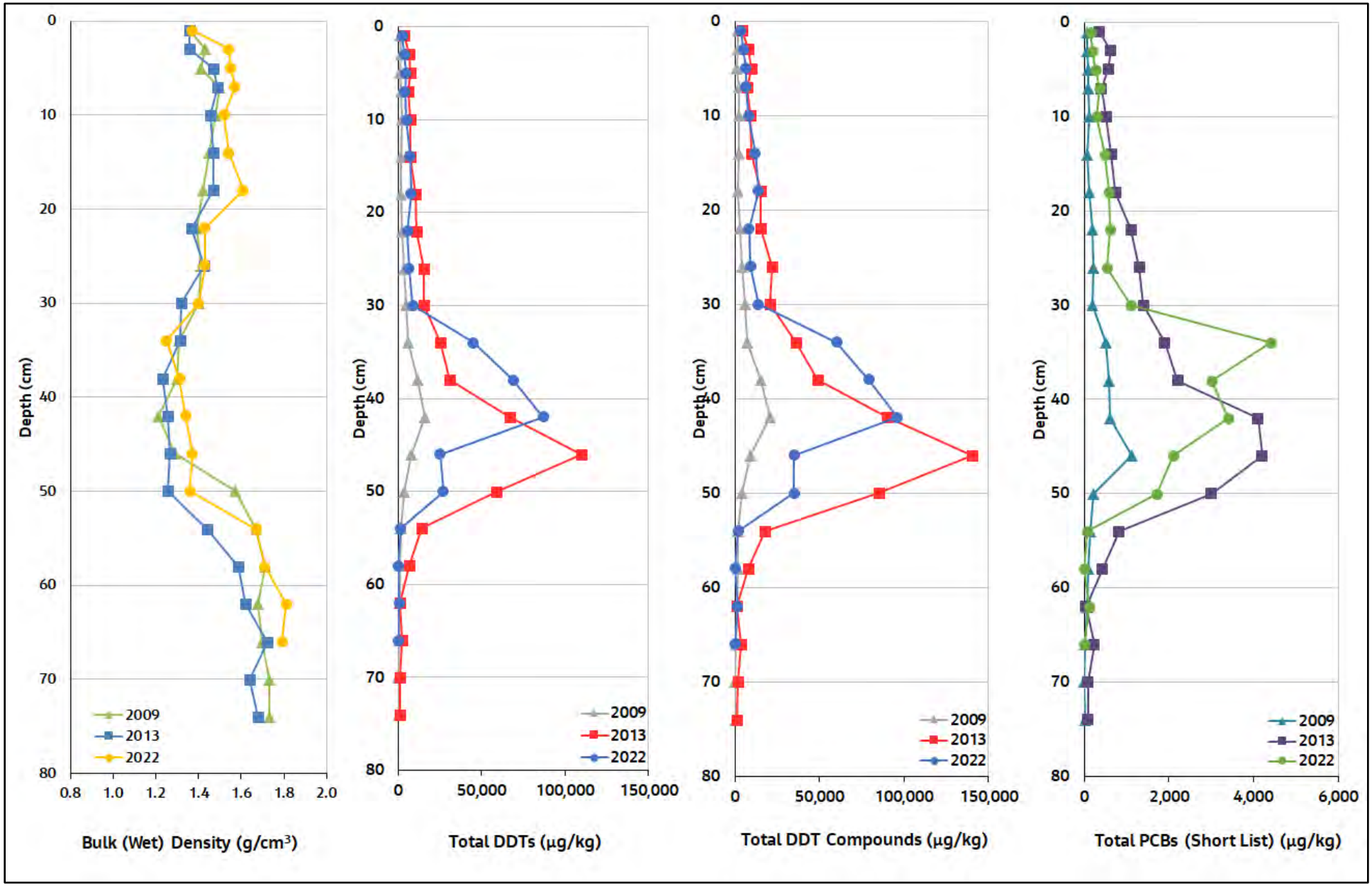

Figure 40. Vertical Core Profile OA06
Second MNR Report
Palos Verdes Shelf
Los Angeles County, California

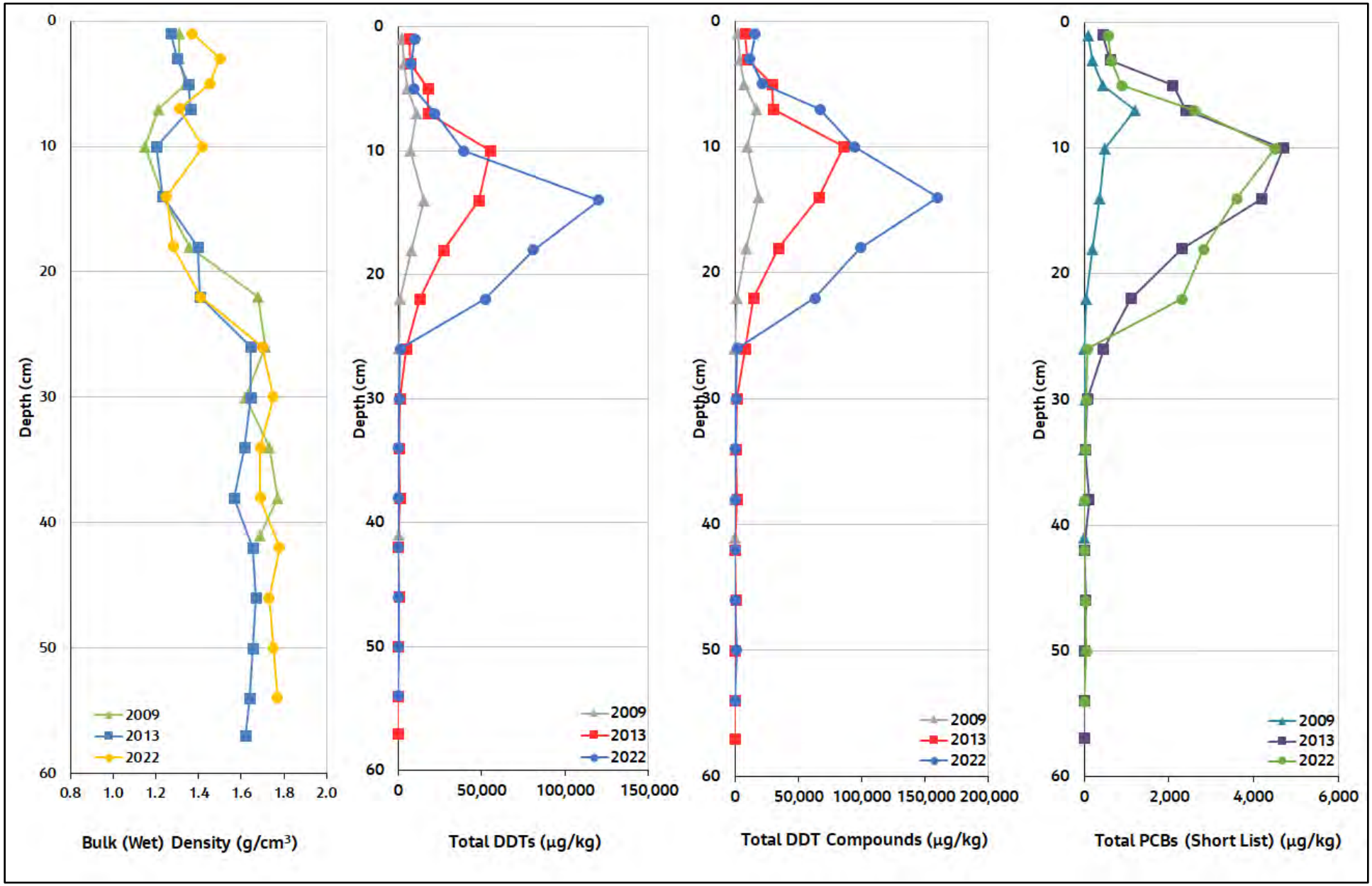

Figure 41. Vertical Core Profile OA07
Second MNR Report
Palos Verdes Shelf
Los Angeles County, California

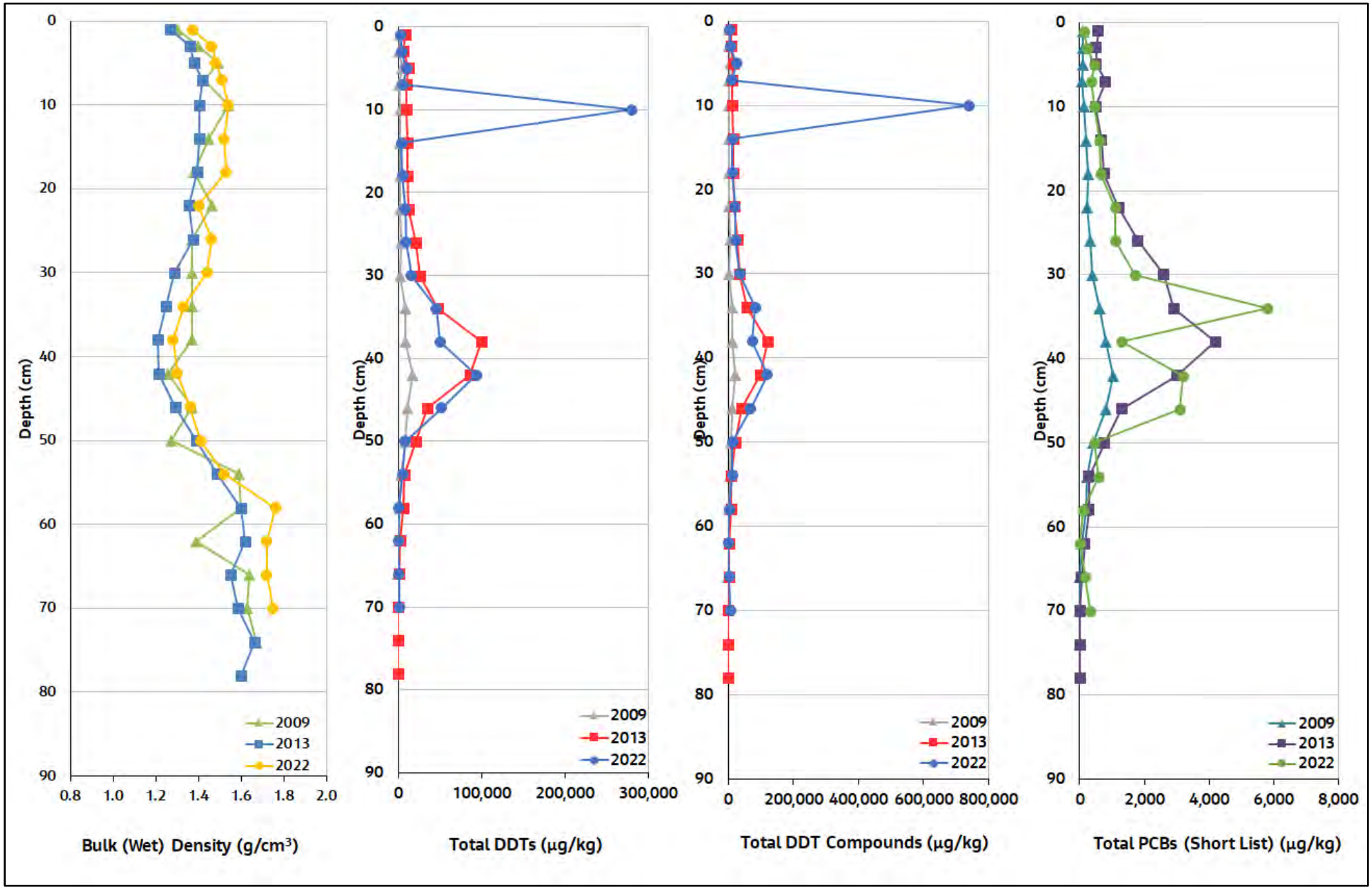

Figure 42. Vertical Core Profile OA08
Second MNR Report
Palos Verdes Shelf
Los Angeles County, California

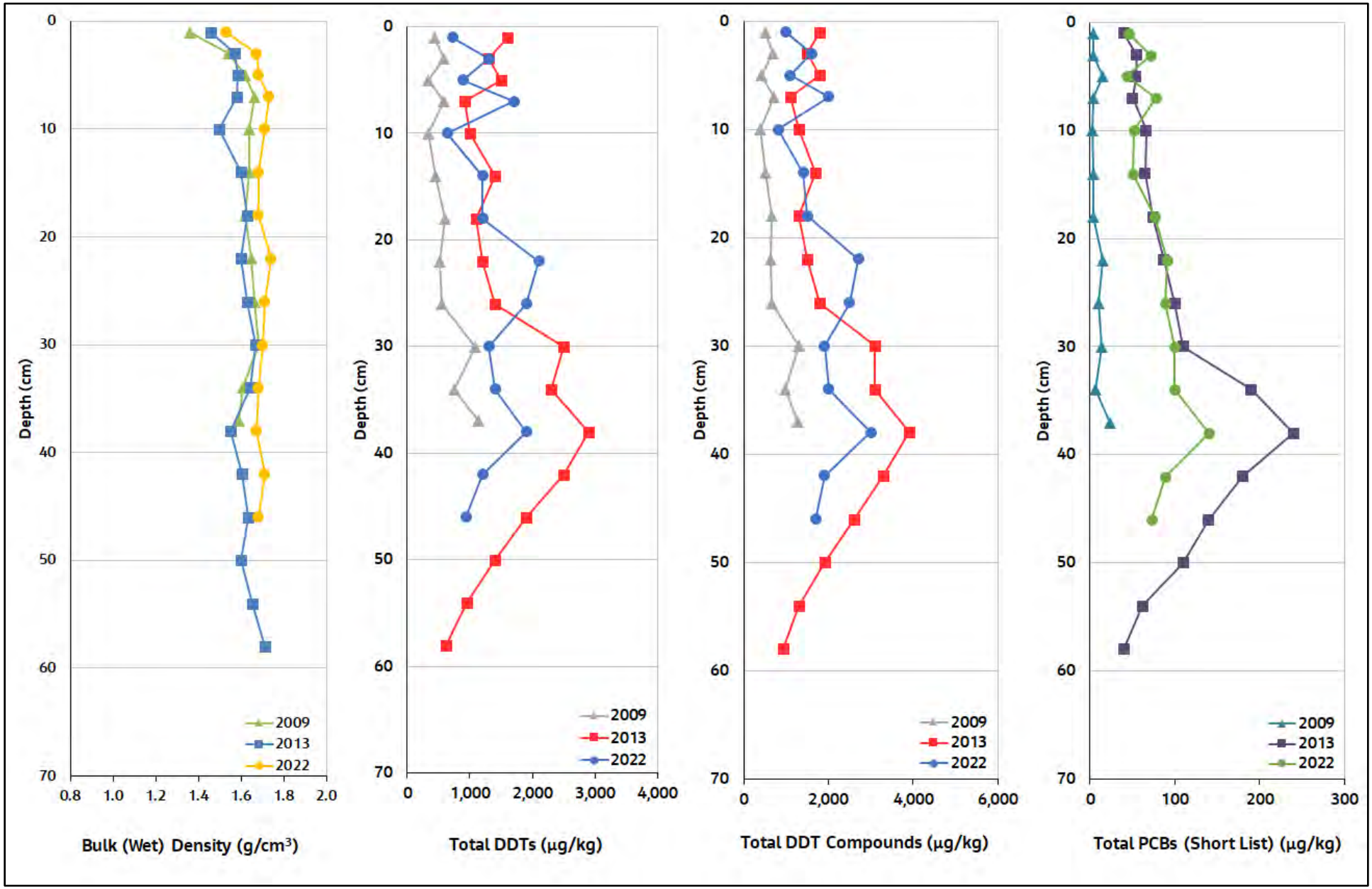

Figure 43. Vertical Core Profile OA09
Second MNR Report
Palos Verdes Shelf
Los Angeles County, California

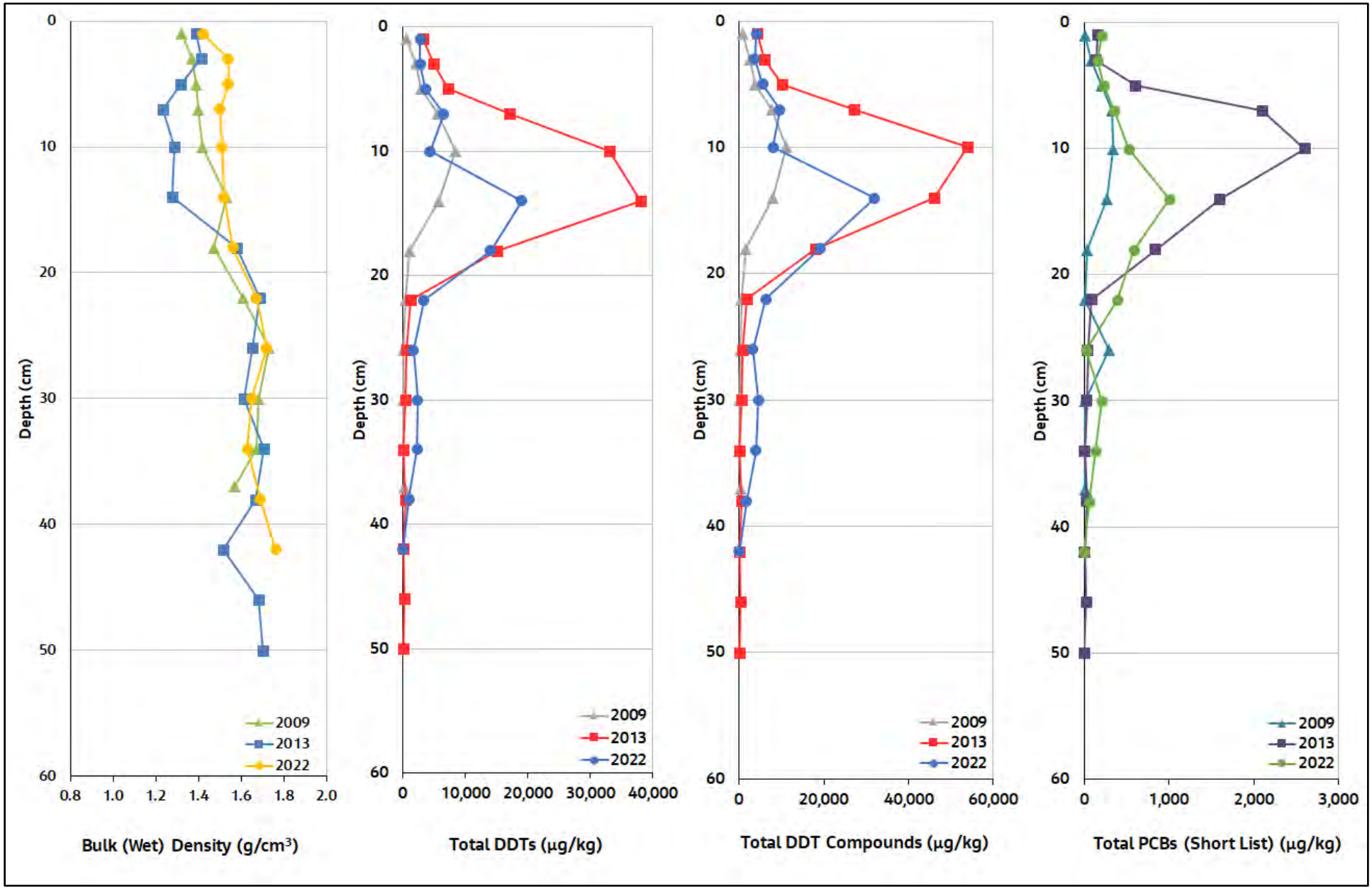

Figure 44. Vertical Core Profile OA10
Second MNR Report
Palos Verdes Shelf
Los Angeles County, California

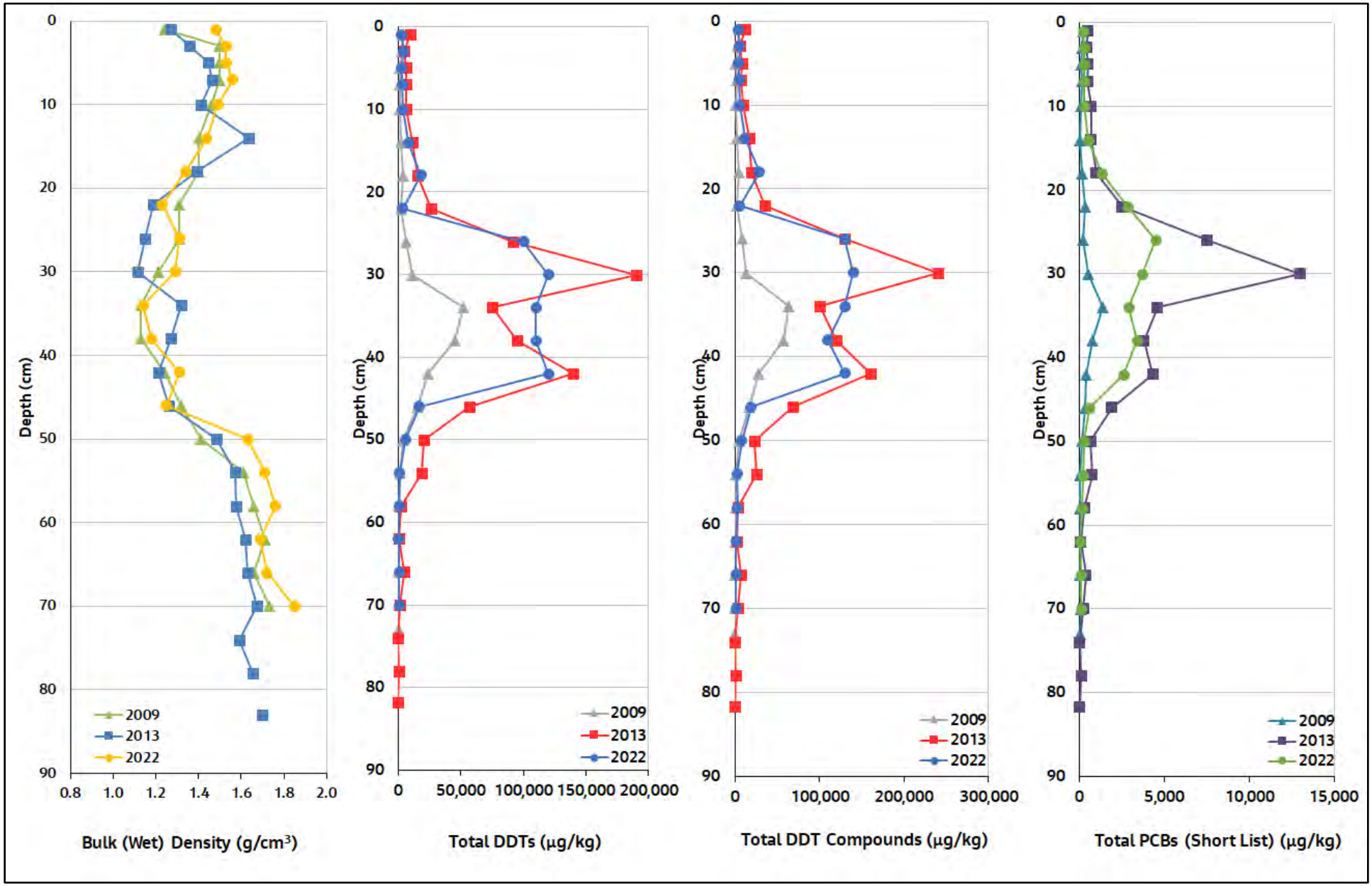

Bulk density not reported for all sampling intervals in 2013 core.

Figure 45. Vertical Core Profile OA11
Second MNR Report
Palos Verdes Shelf
Los Angeles County, California

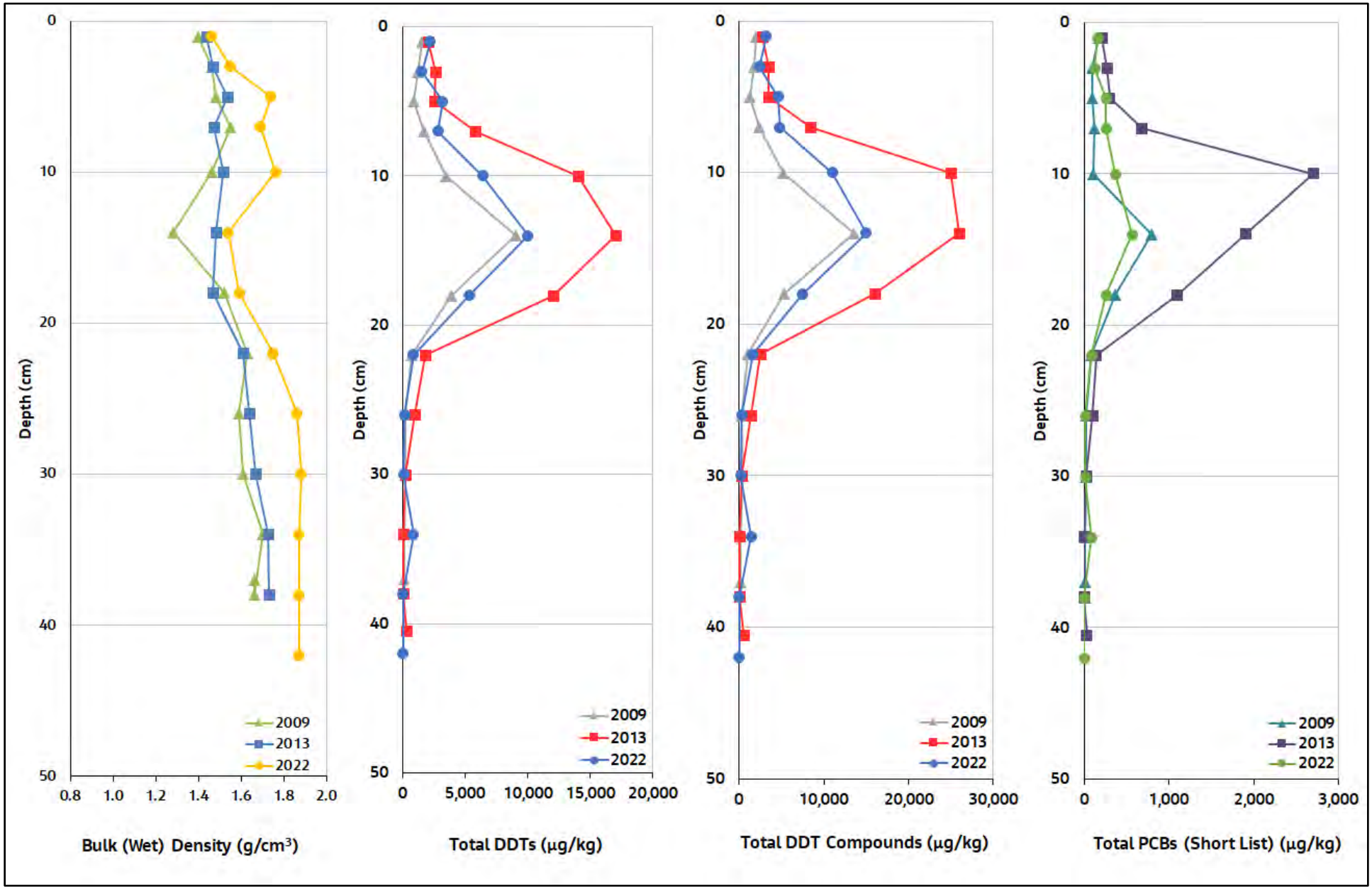

Figure 46. Vertical Core Profile OA12
Second MNR Report
Palos Verdes Shelf
Los Angeles County, California

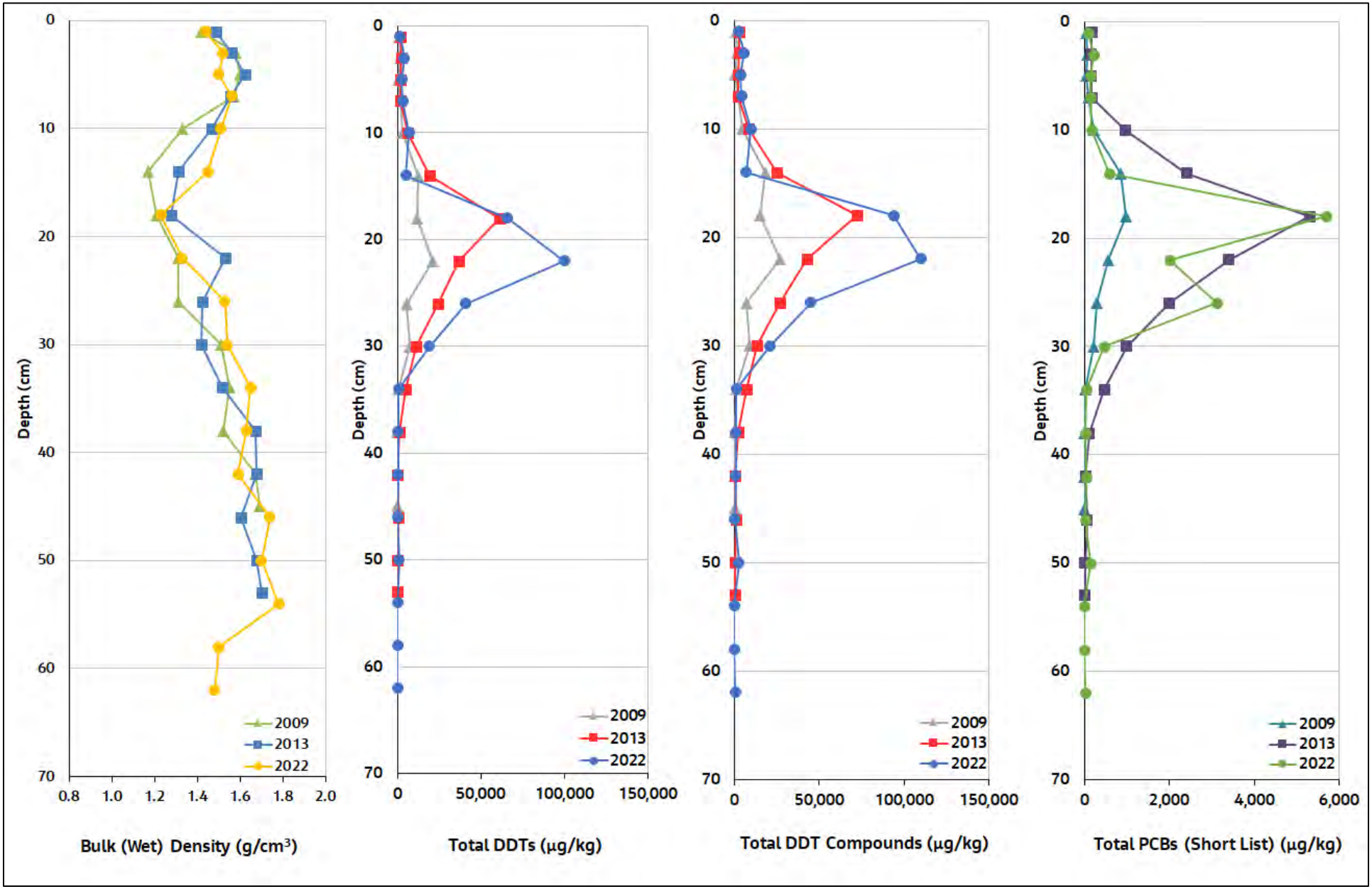

Figure 47. Vertical Core Profile OA13
Second MNR Report
Palos Verdes Shelf
Los Angeles County, California

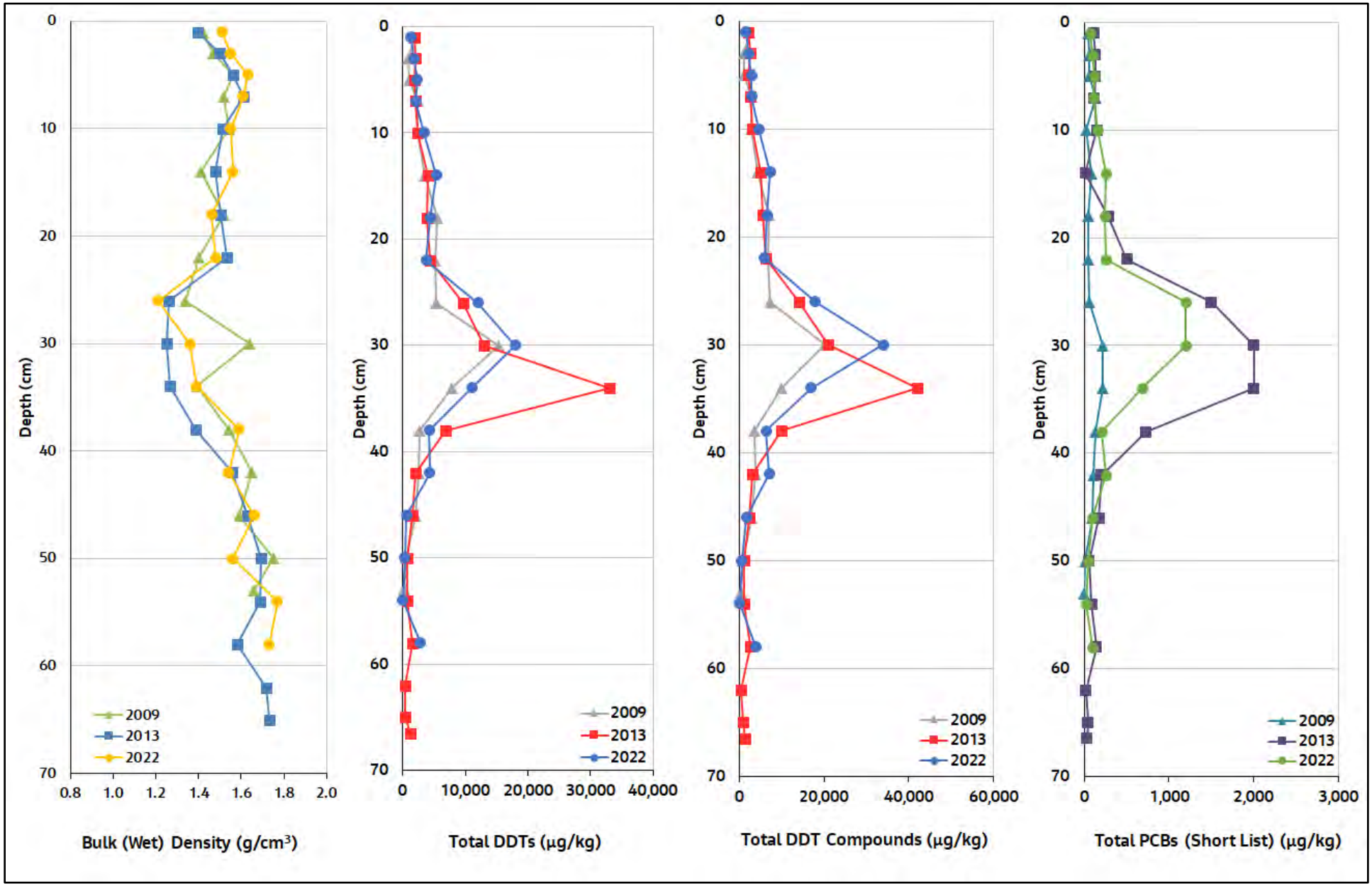

Figure 48. Vertical Core Profile OA14
Second MNR Report
Palos Verdes Shelf
Los Angeles County, California

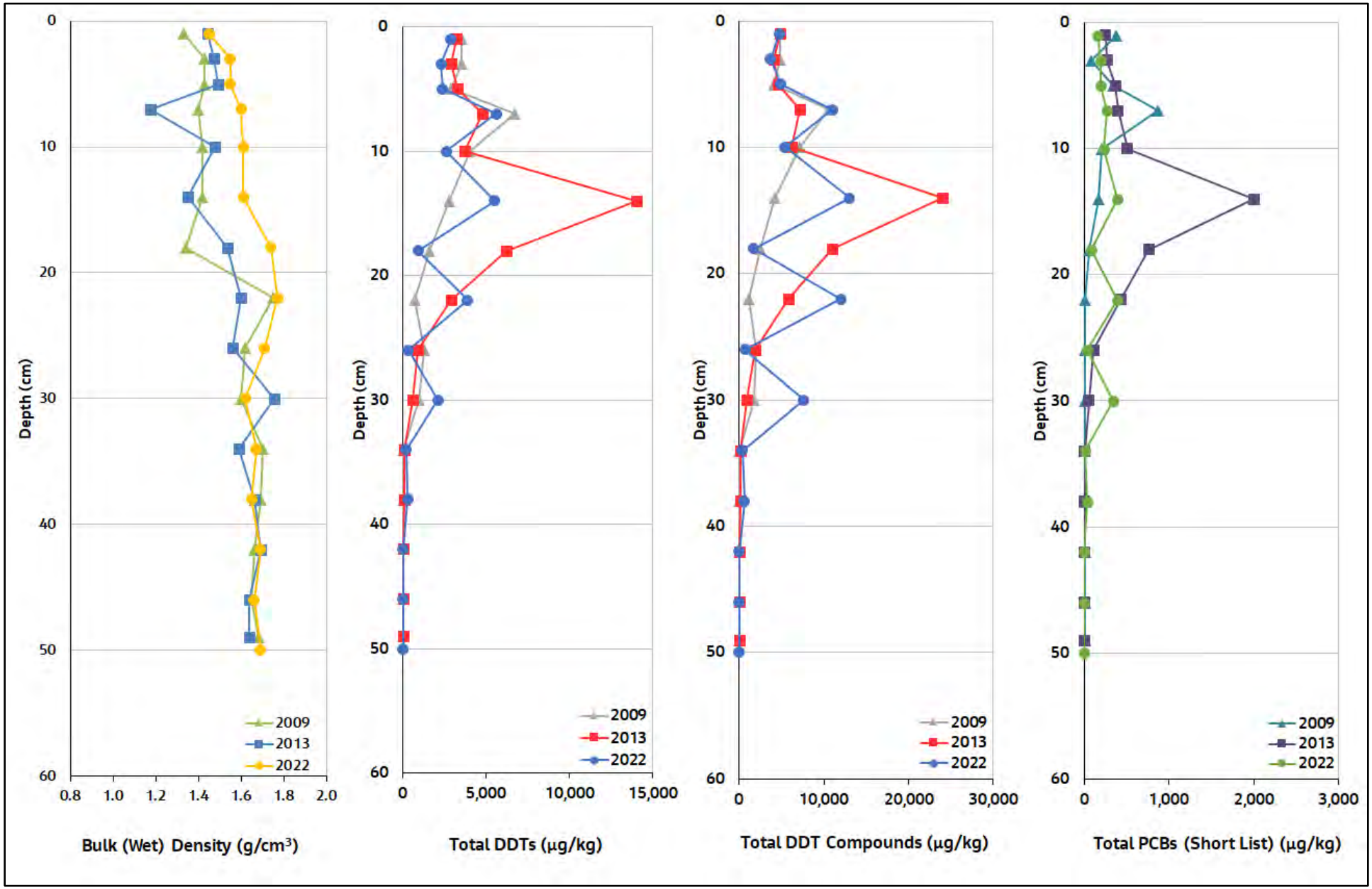

Figure 49. Vertical Core Profile OA15
Second MNR Report
Palos Verdes Shelf
Los Angeles County, California

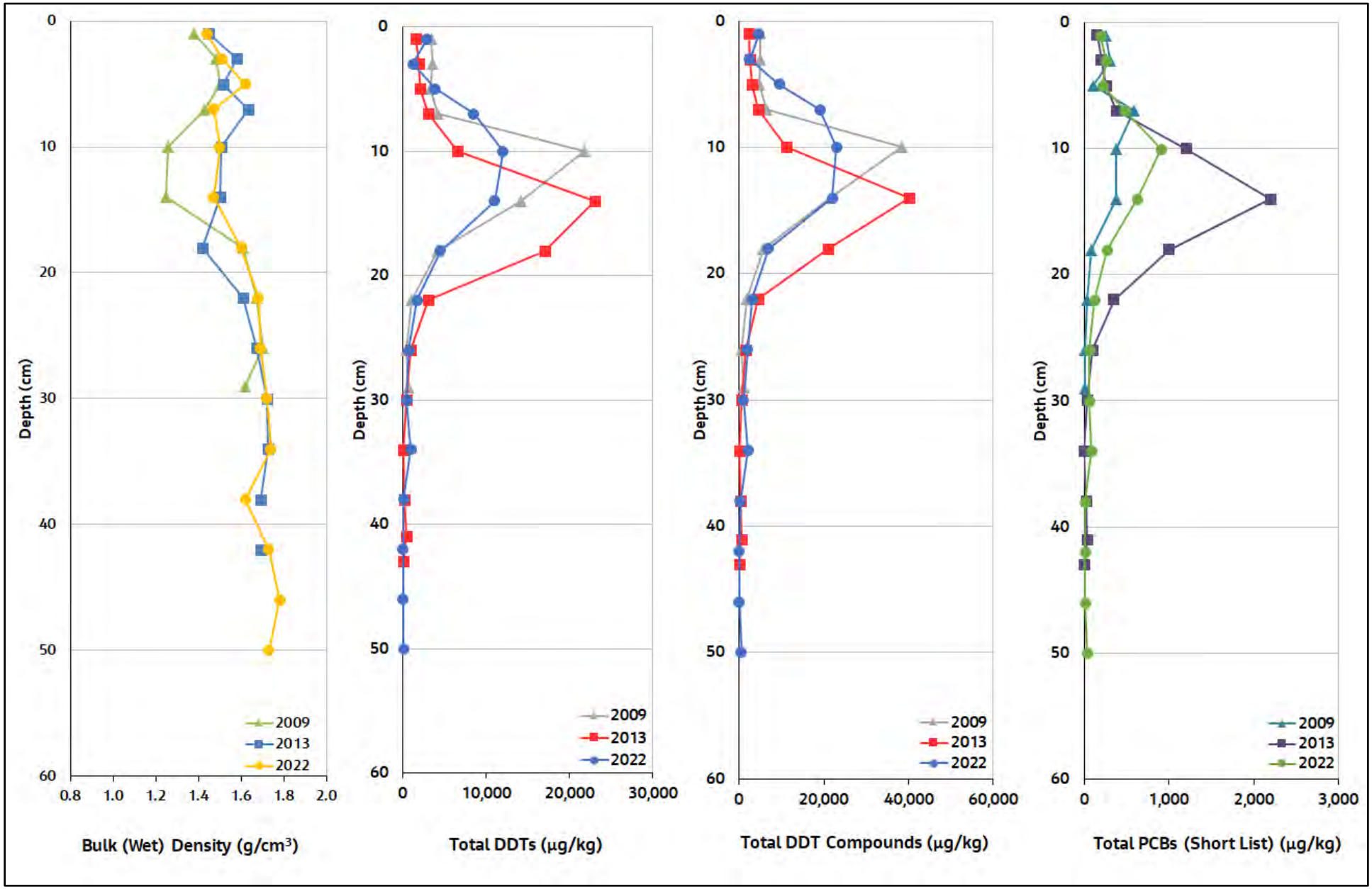

Bulk density not reported for all sampling intervals in 2013 core.

Figure 50. Vertical Core Profile OA16
Second MNR Report
Palos Verdes Shelf
Los Angeles County, California

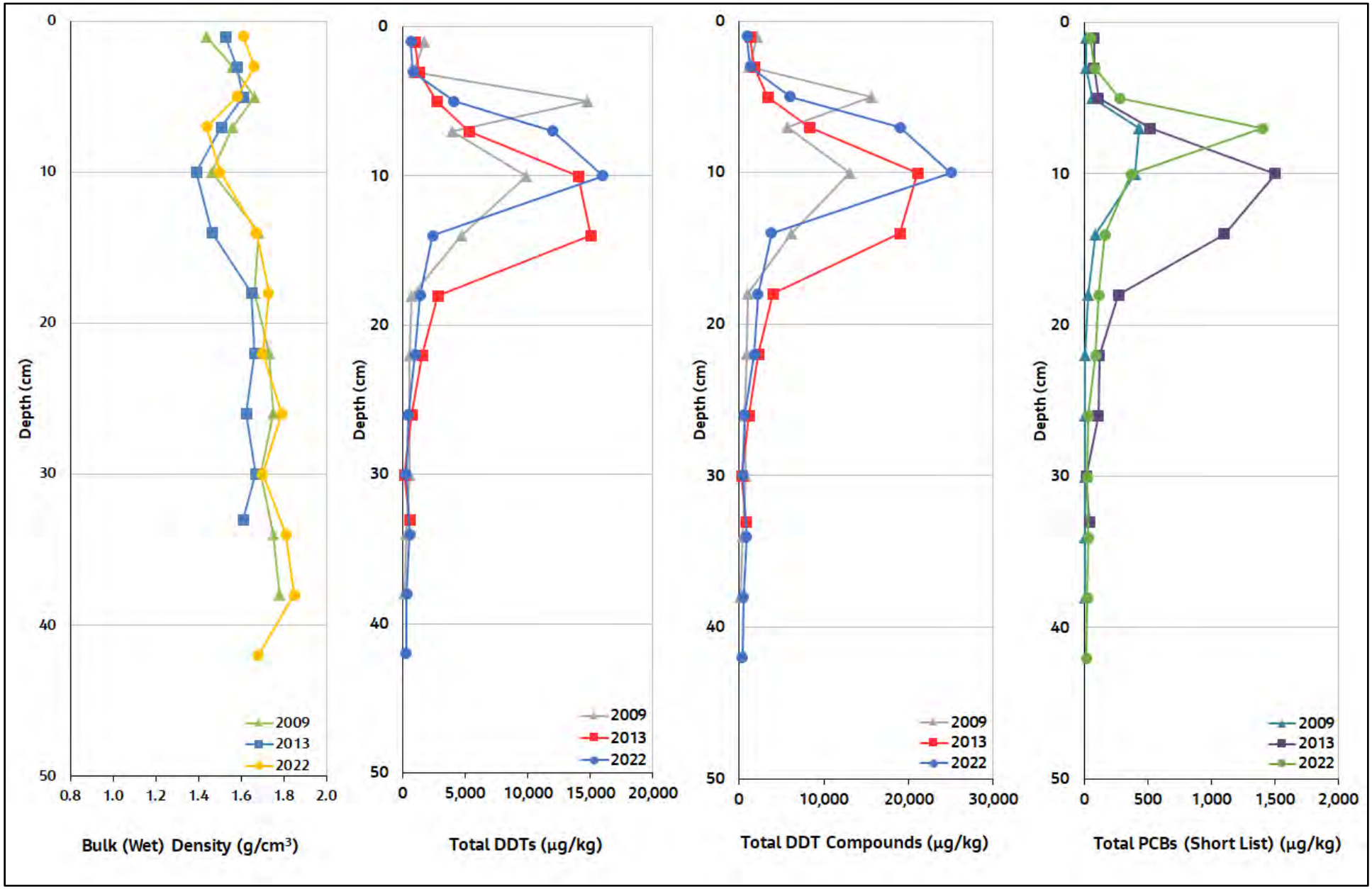

Figure 51. Vertical Core Profile OA17
Second MNR Report
Palos Verdes Shelf
Los Angeles County, California

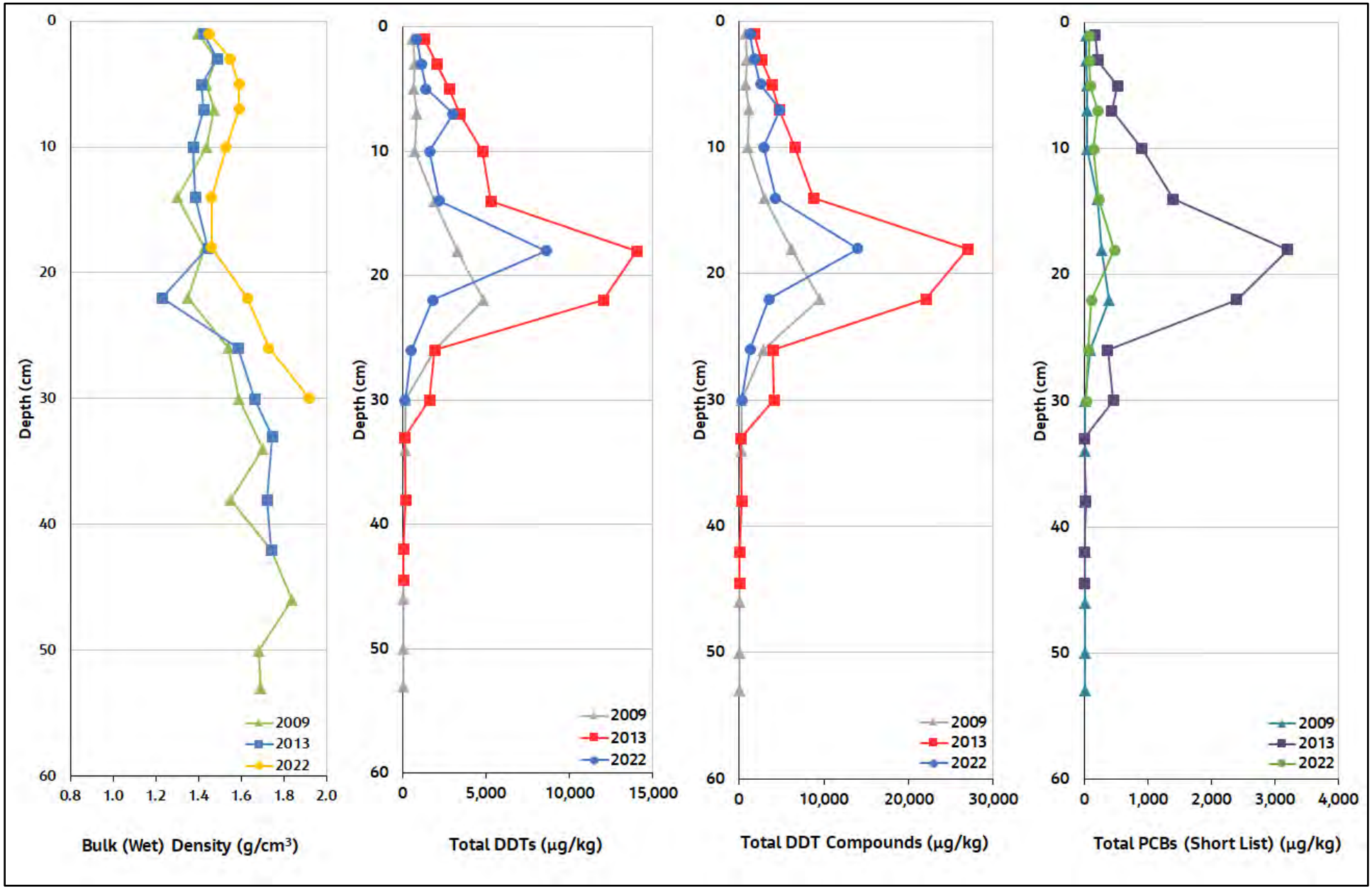

Figure 52. Vertical Core Profile OA18
Second MNR Report
Palos Verdes Shelf
Los Angeles County, California

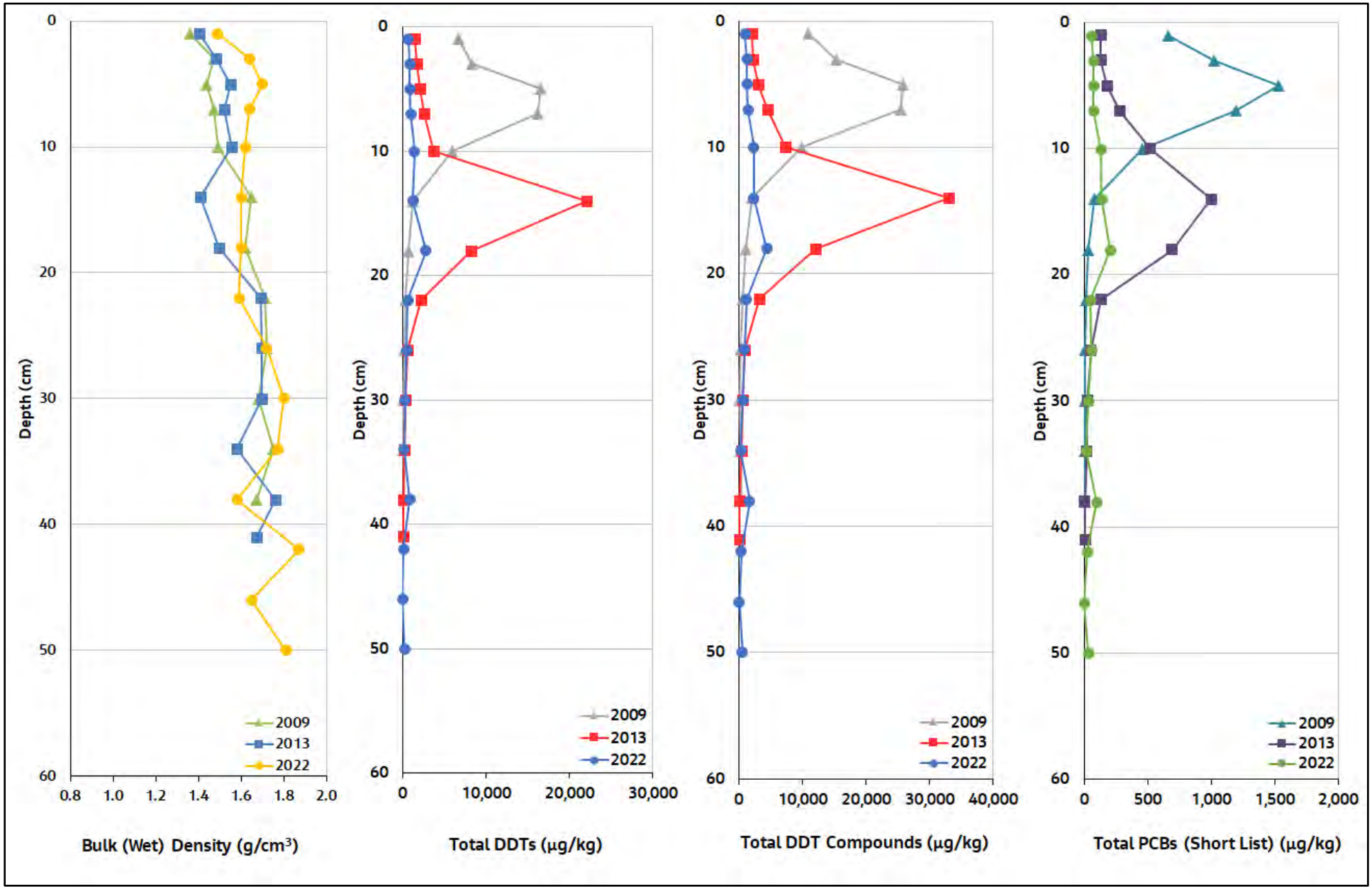

Figure 53. Vertical Core Profile OA19
Second MNR Report
Palos Verdes Shelf
Los Angeles County, California

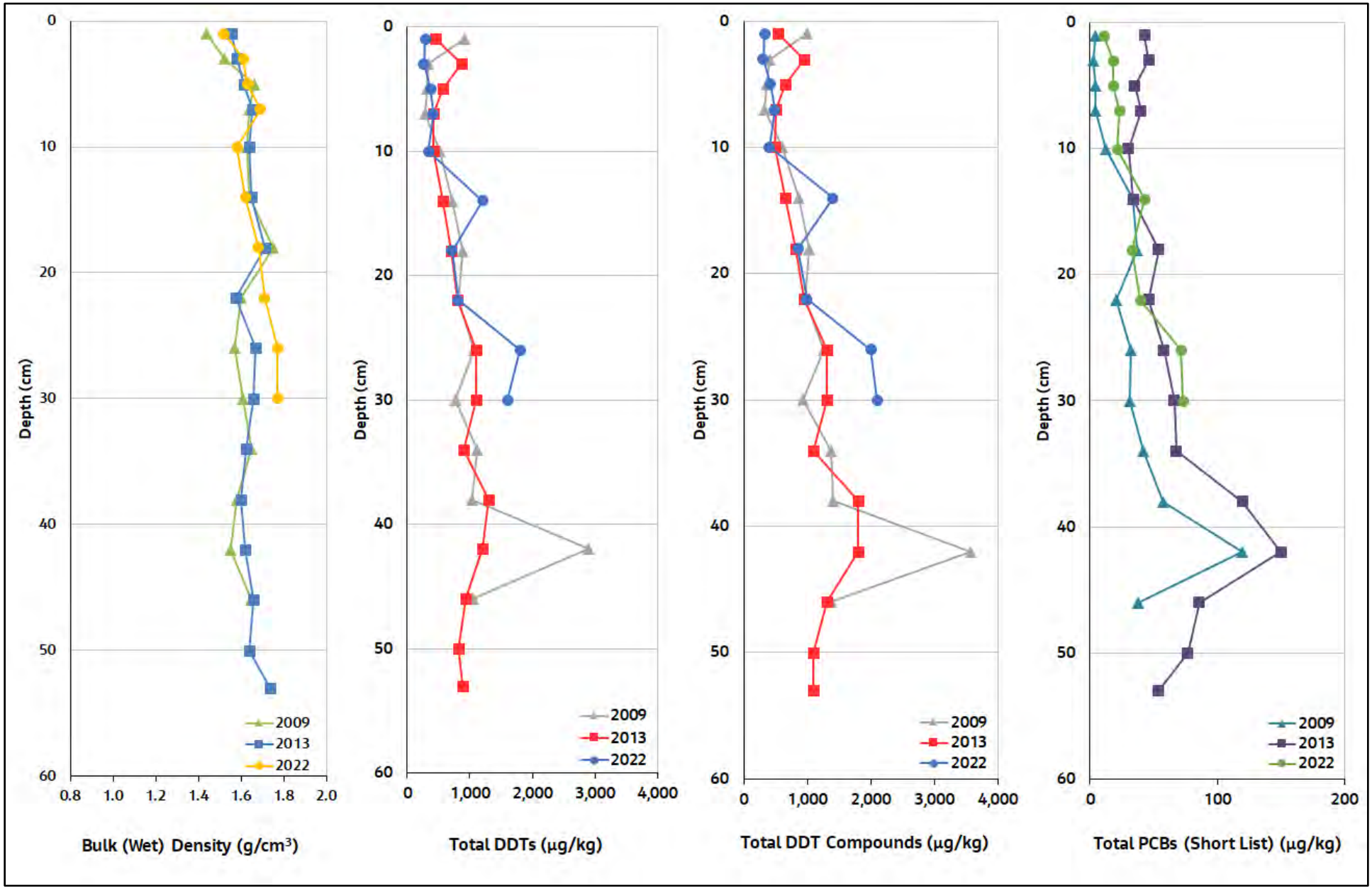

Figure 54. Vertical Core Profile OA20
Second MNR Report
Palos Verdes Shelf
Los Angeles County, California

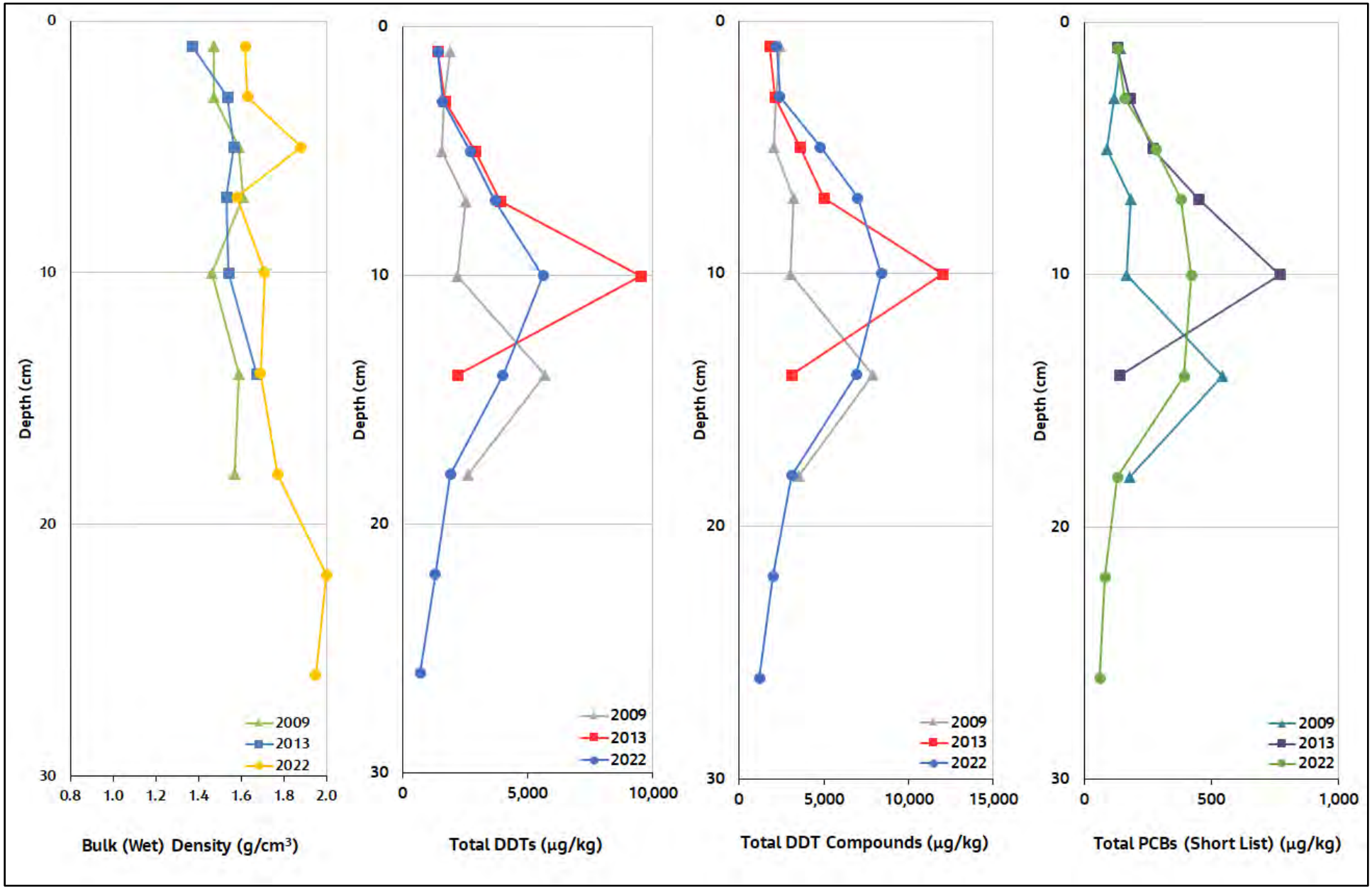

Figure 55. Vertical Core Profile OA21
Second MNR Report
Palos Verdes Shelf
Los Angeles County, California

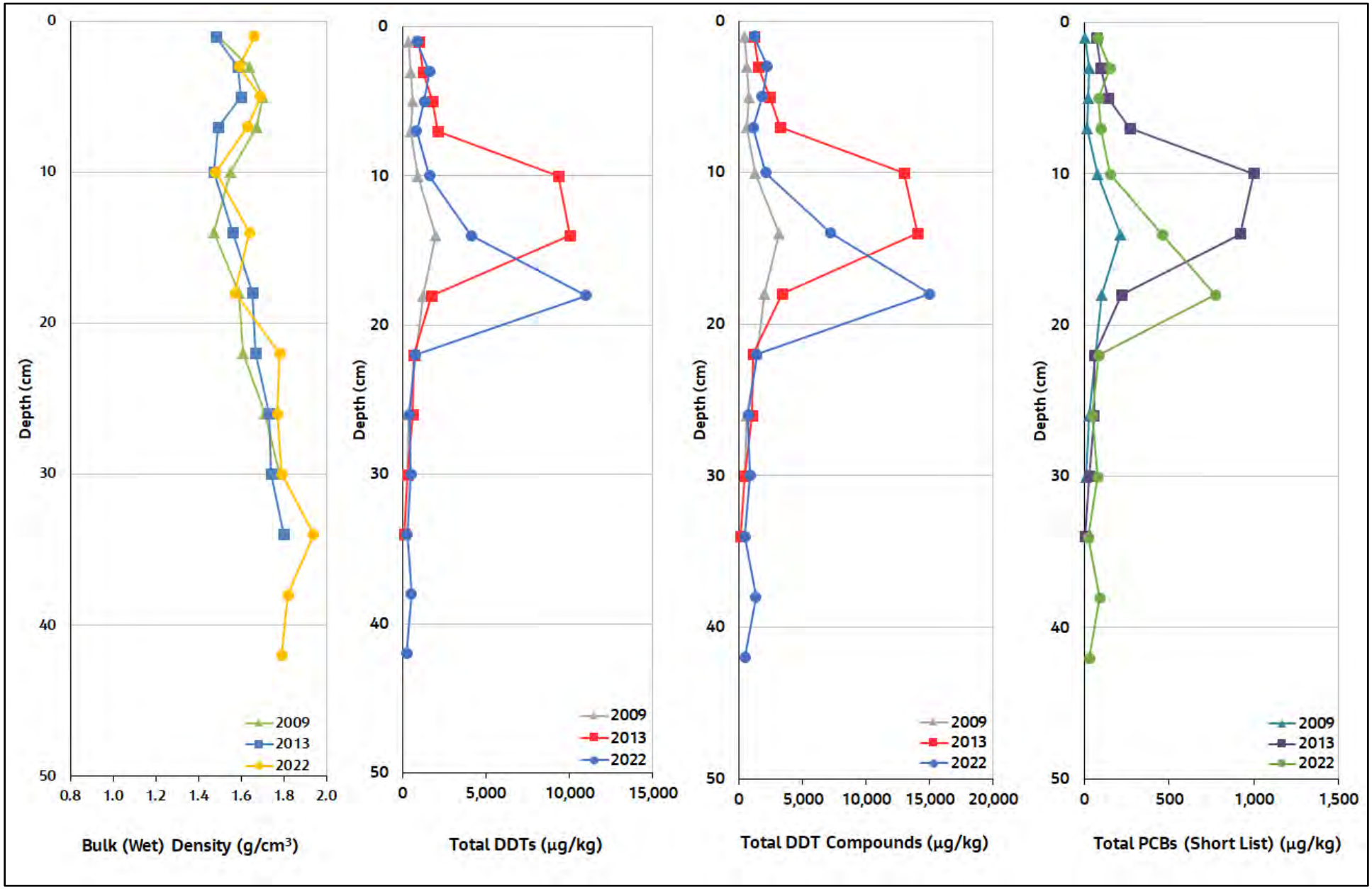

Figure 56. Vertical Core Profile OA22
Second MNR Report
Palos Verdes Shelf
Los Angeles County, California

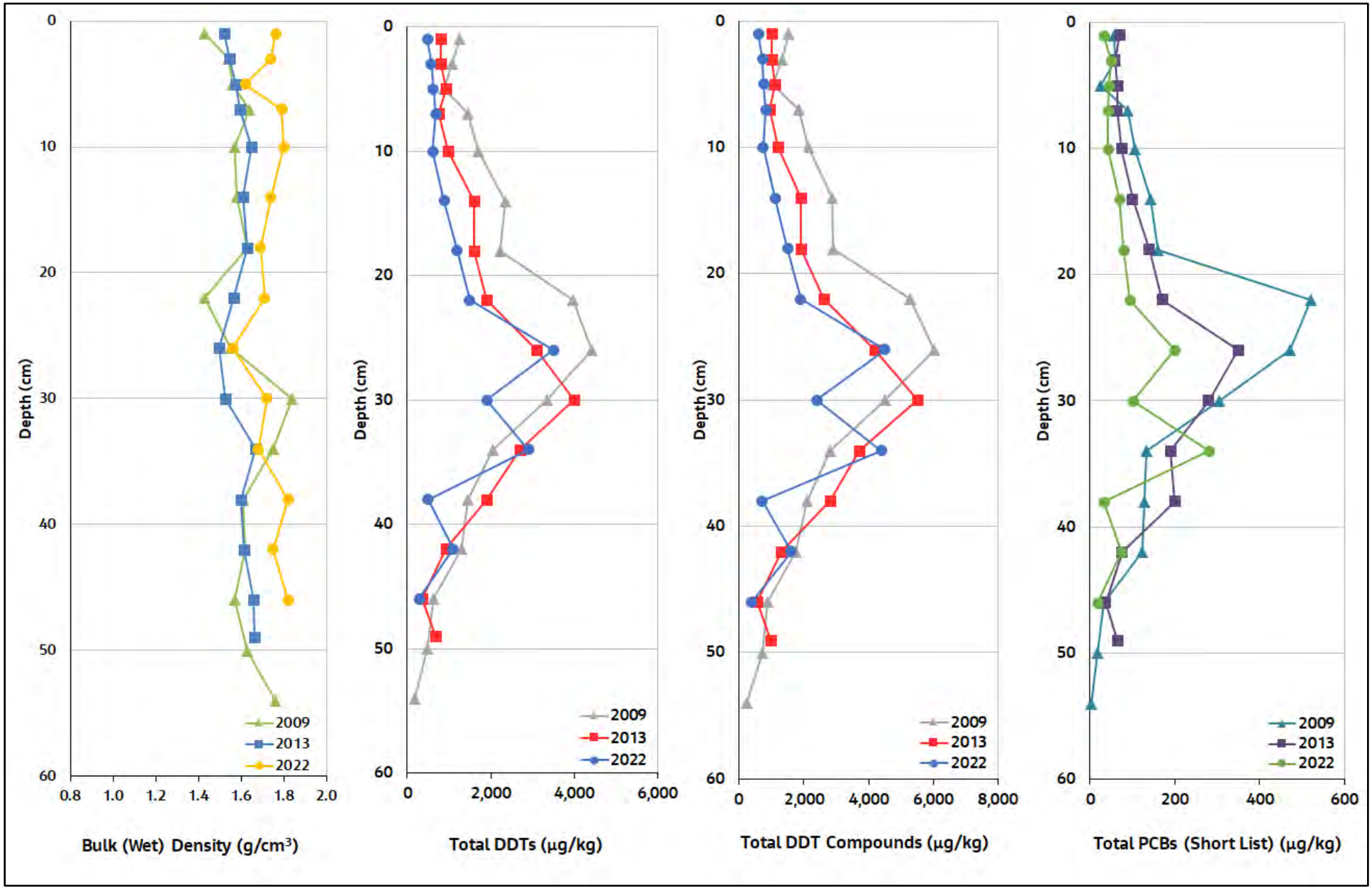

Figure 57. Vertical Core Profile OA23
Second MNR Report
Palos Verdes Shelf
Los Angeles County, California

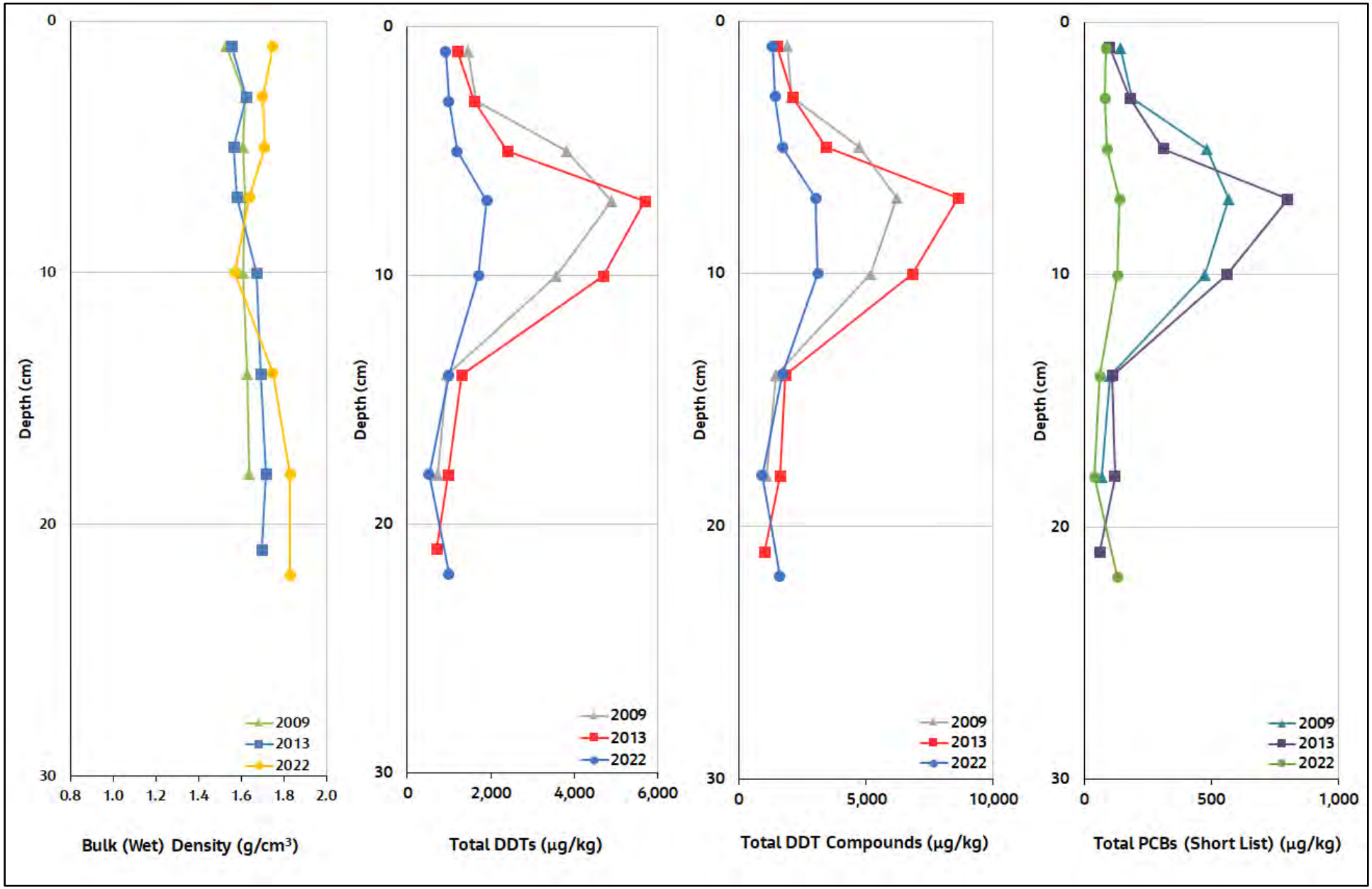

Figure 58. Vertical Core Profile OA24
Second MNR Report
Palos Verdes Shelf
Los Angeles County, California

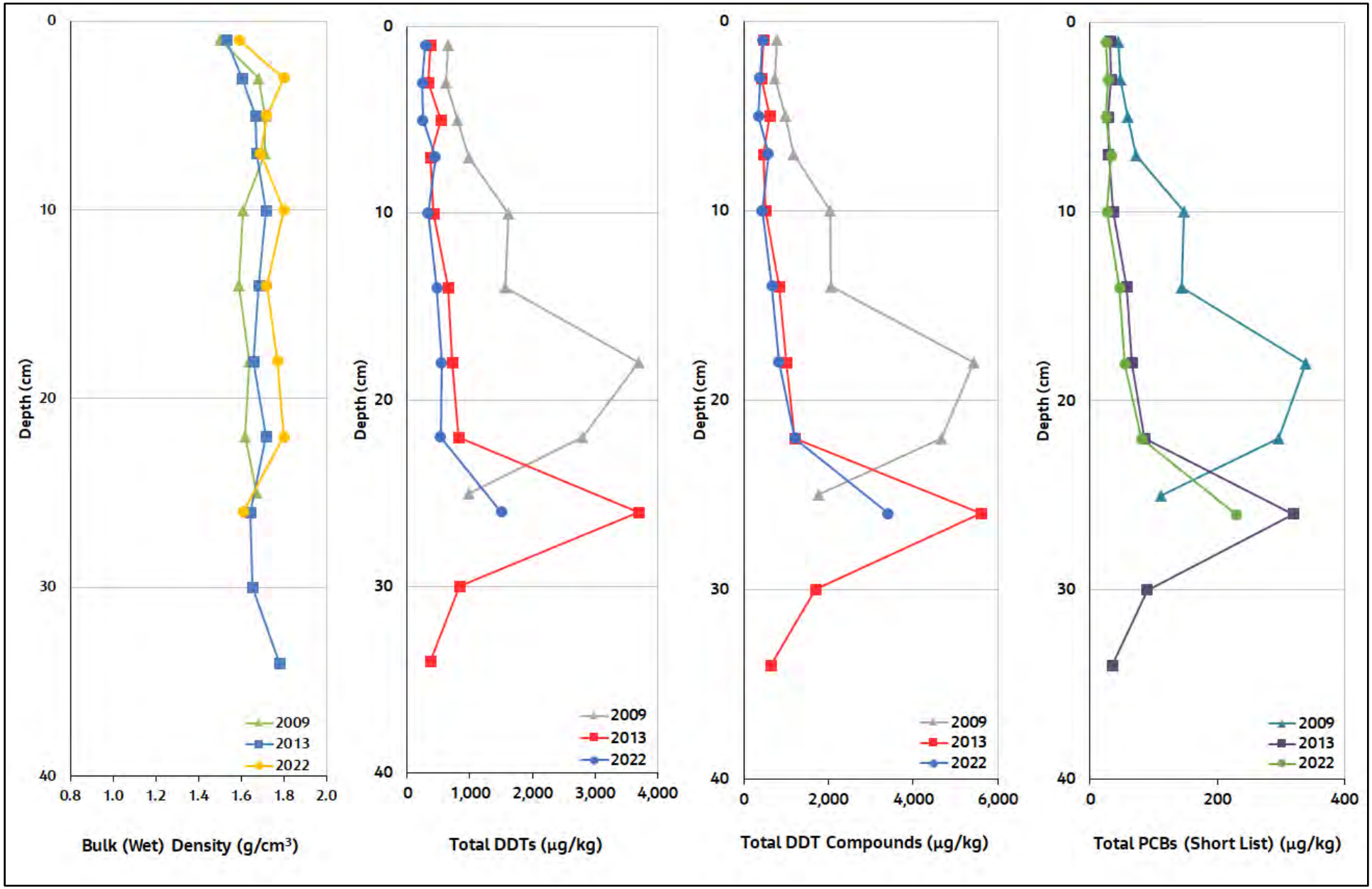

Figure 59. Vertical Core Profile OA25
Second MNR Report
Palos Verdes Shelf
Los Angeles County, California

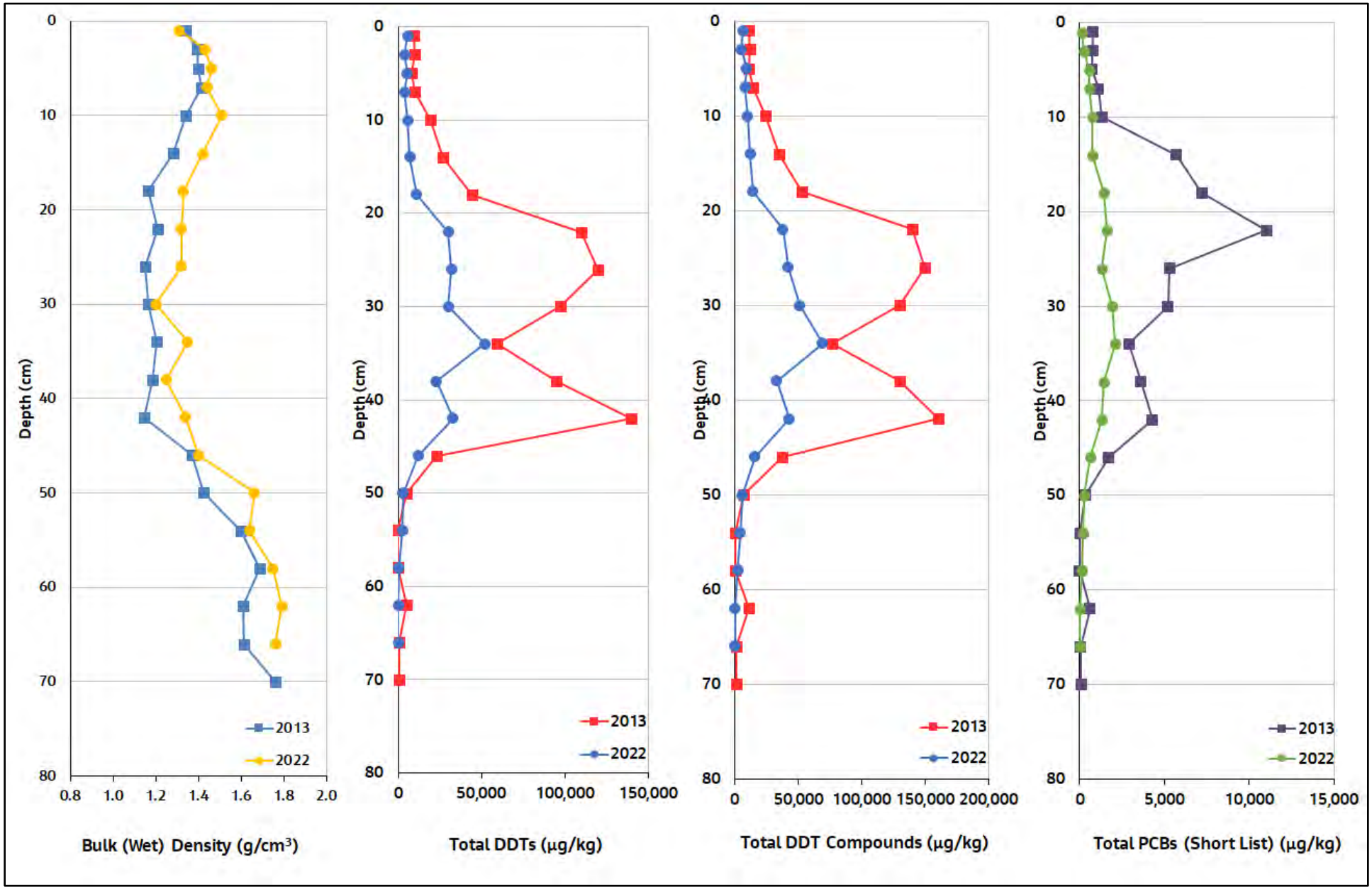

Location not sampled in 2009.

Figure 60. Vertical Core Profile OA26
Second MNR Report
Palos Verdes Shelf
Los Angeles County, California

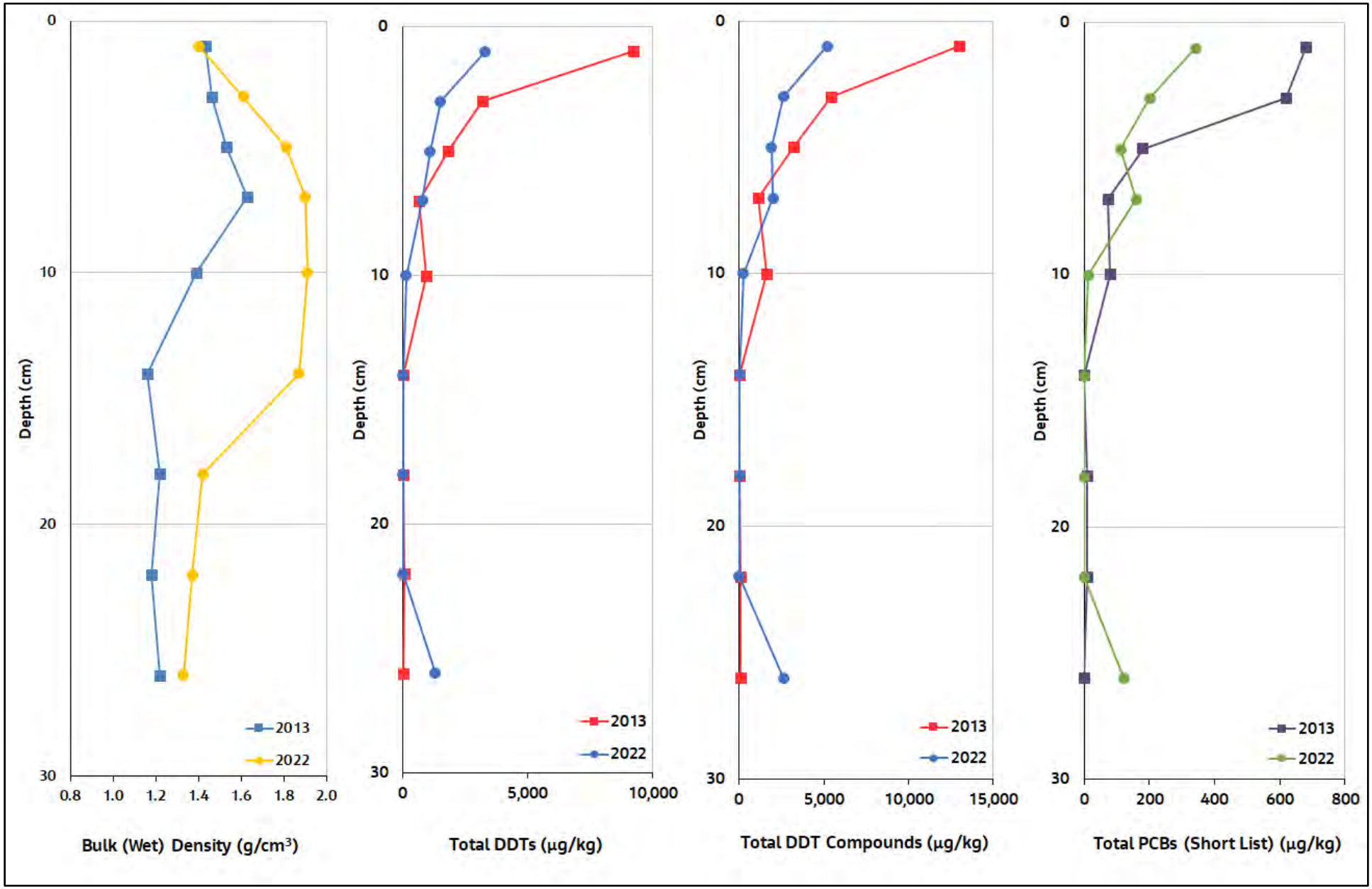

Location not sampled in 2009.

Figure 61. Vertical Core Profile OA27
Second MNR Report
Palos Verdes Shelf
Los Angeles County, California

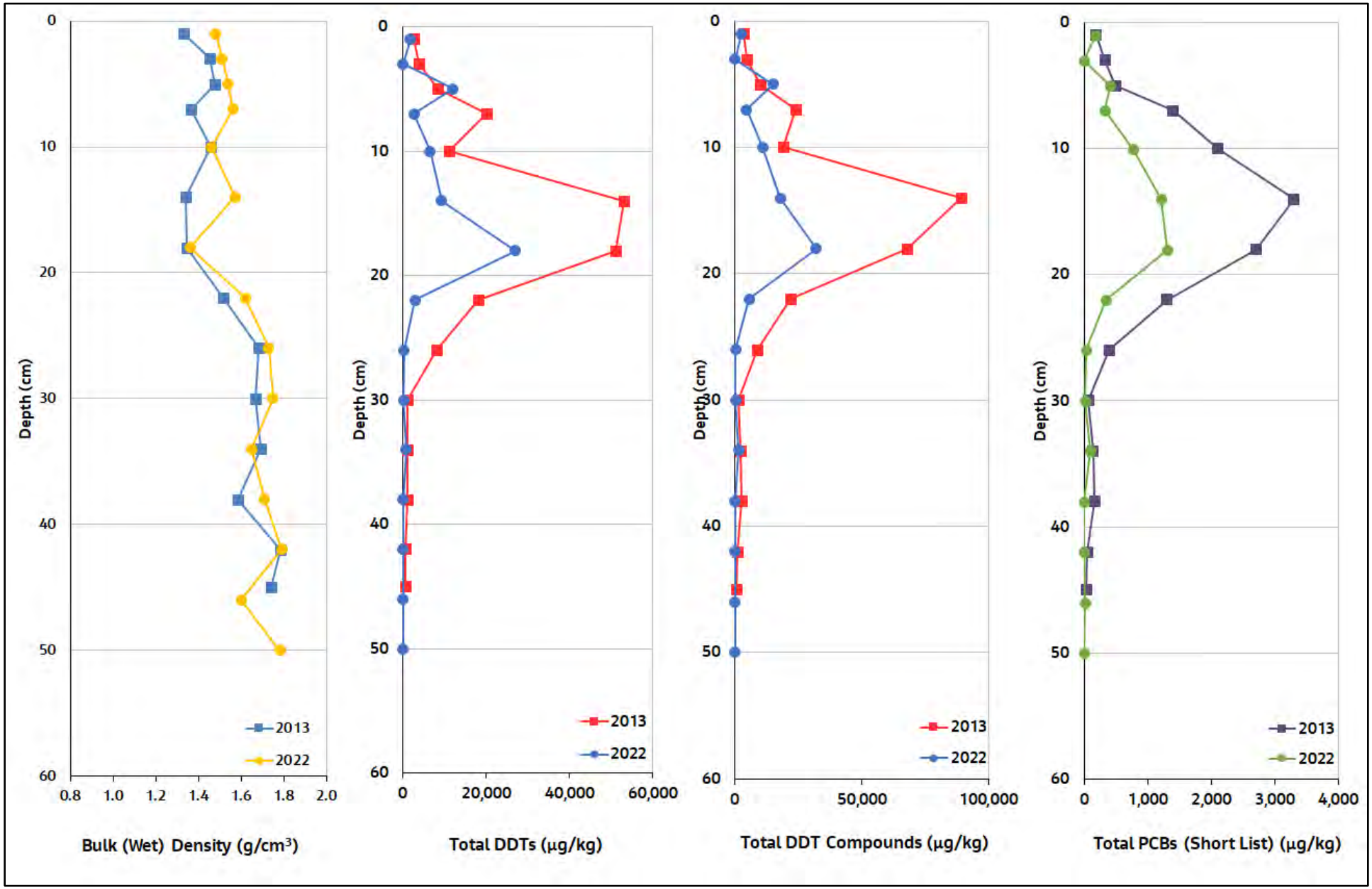

Location not sampled in 2009.

Figure 62. Vertical Core Profile OA28
Second MNR Report
Palos Verdes Shelf
Los Angeles County, California

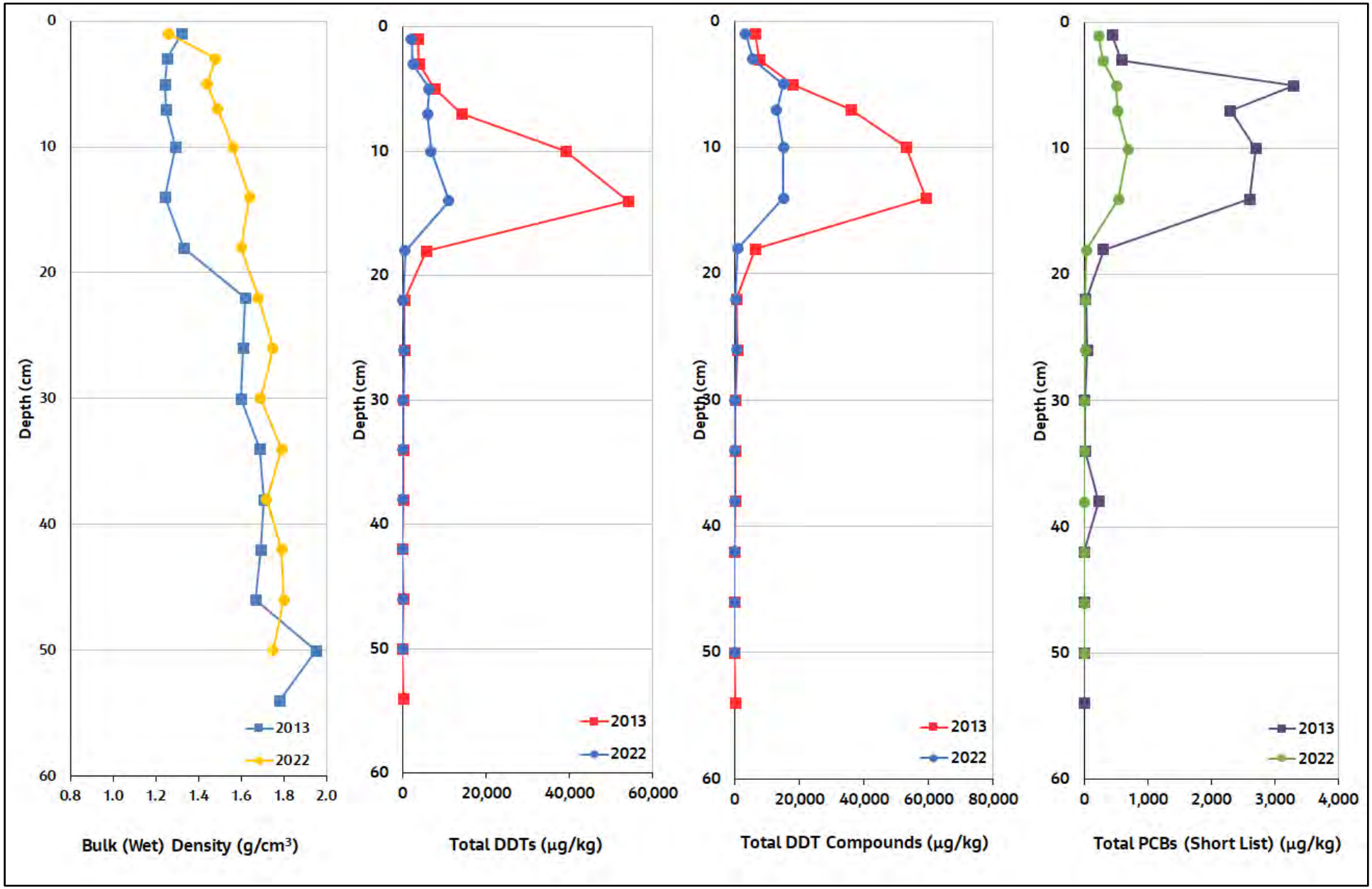

Location not sampled in 2009.

Figure 63. Vertical Core Profile OA29
Second MNR Report
Palos Verdes Shelf
Los Angeles County, California

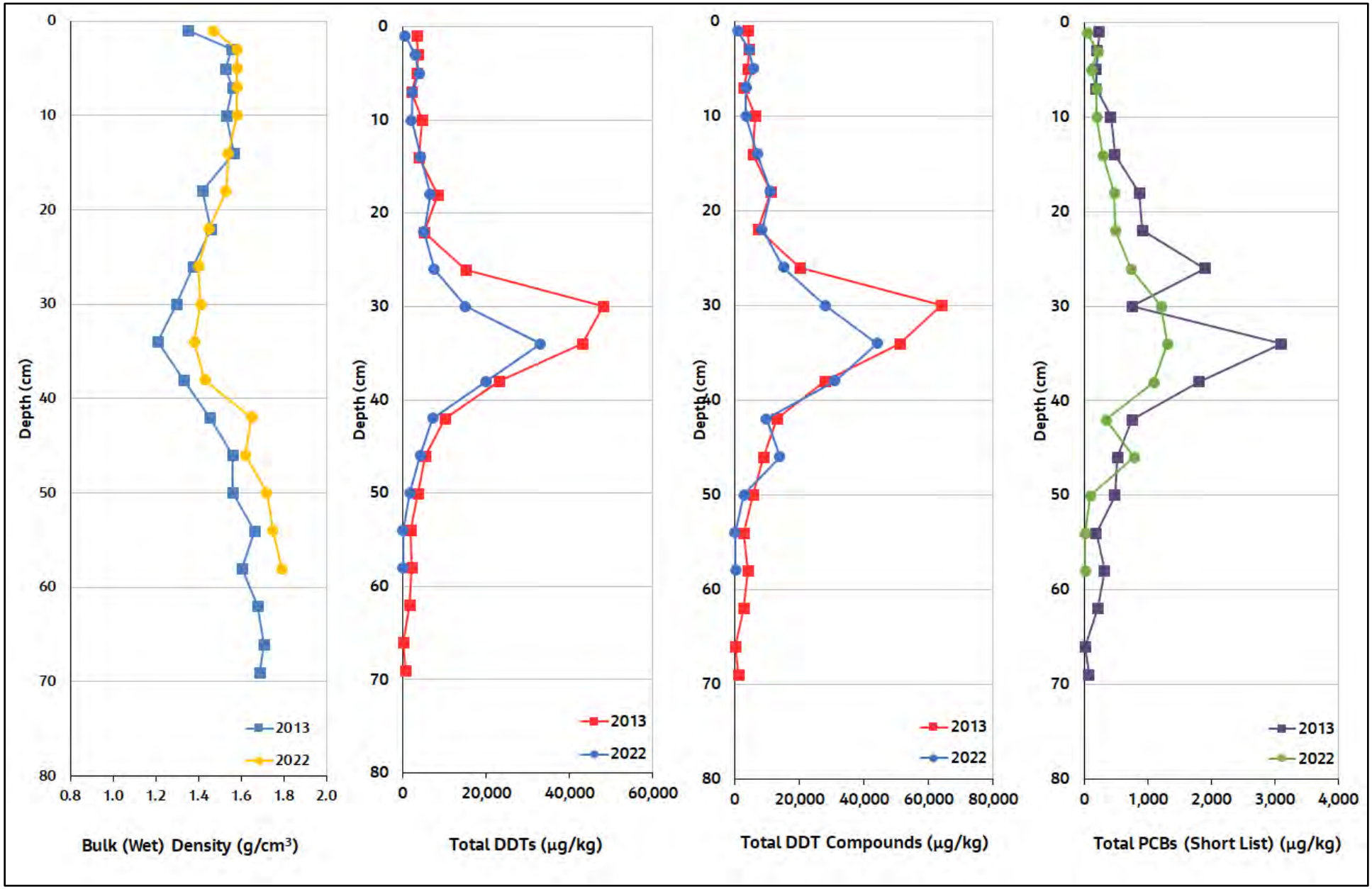

Location not sampled in 2009.

Figure 64. Vertical Core Profile OA30
Second MNR Report
Palos Verdes Shelf
Los Angeles County, California

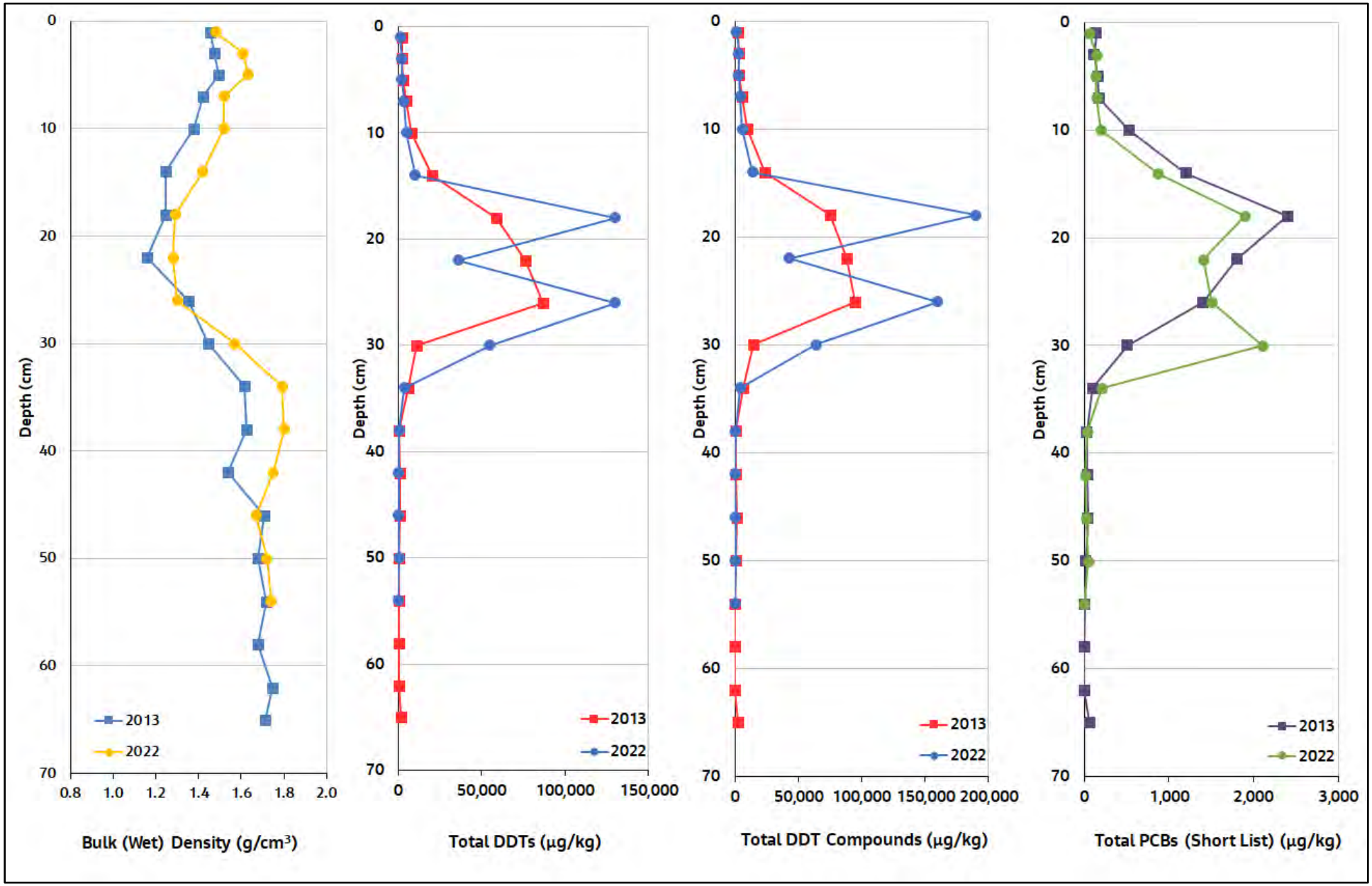

Location not sampled in 2009.

Figure 65. Vertical Core Profile OA31
Second MNR Report
Palos Verdes Shelf
Los Angeles County, California

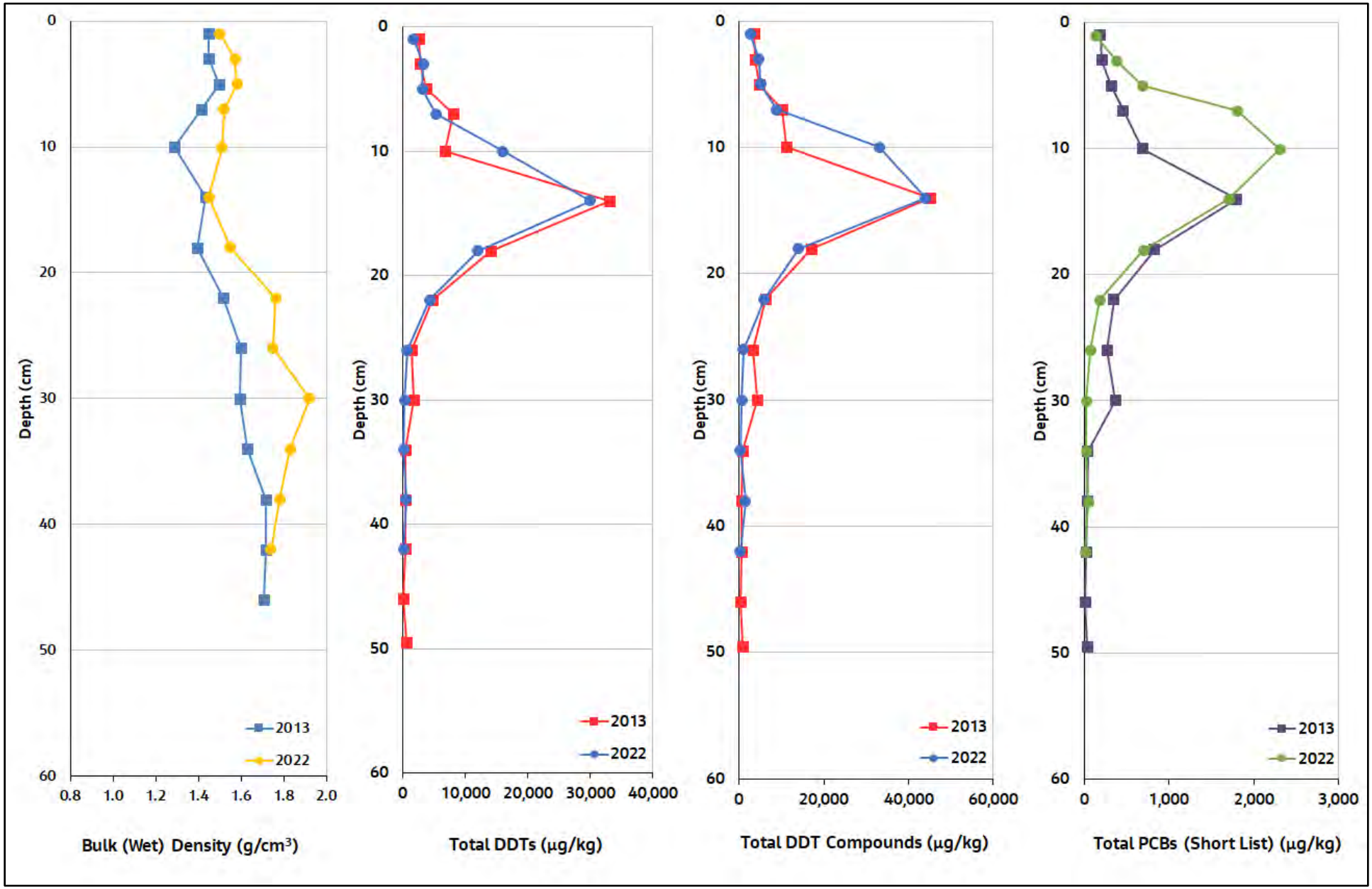

Location not sampled in 2009.

Figure 66. Vertical Core Profile OA32
Second MNR Report
Palos Verdes Shelf
Los Angeles County, California

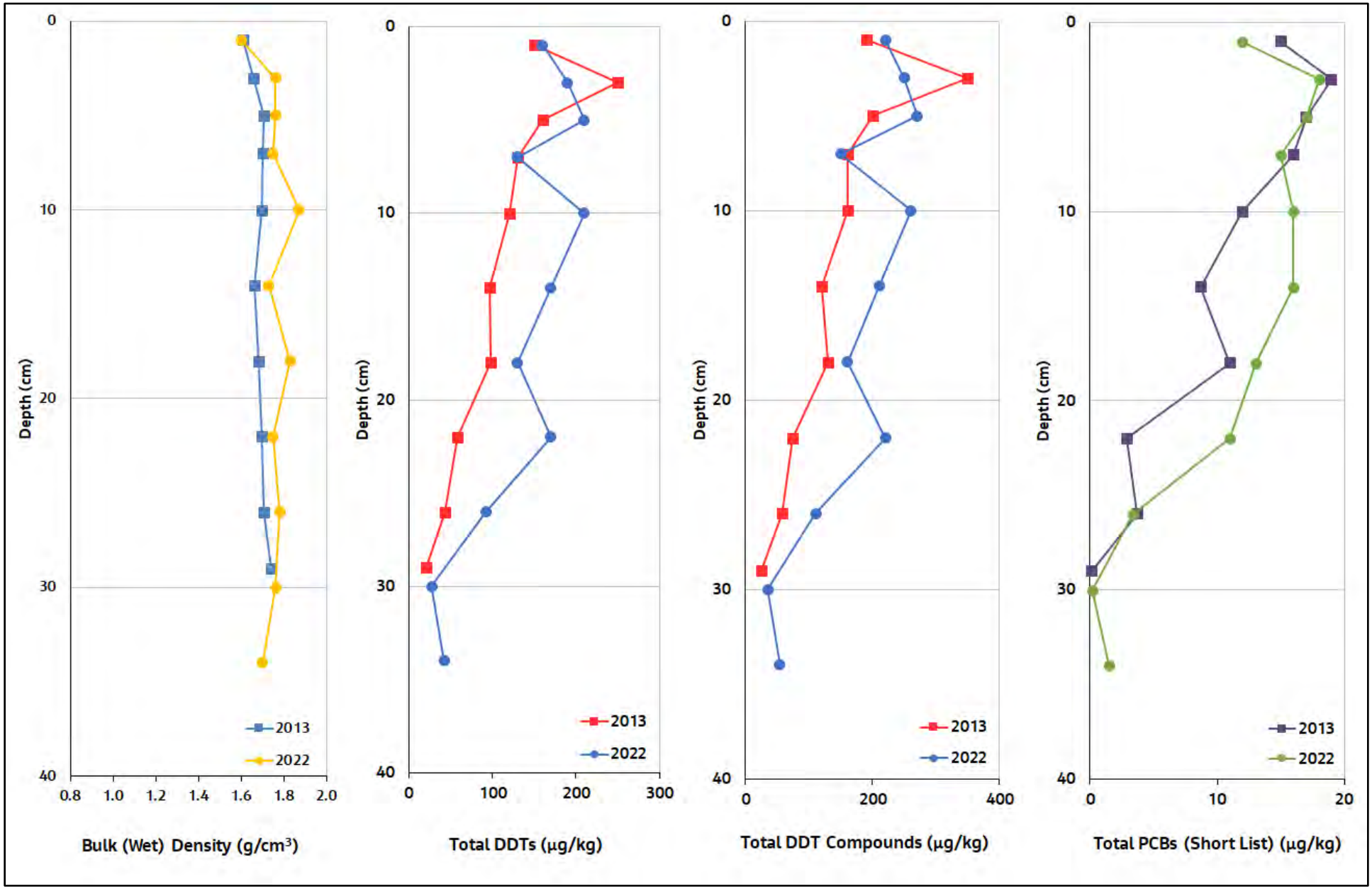

Location not sampled in 2009.

Figure 67. Vertical Core Profile OA33
Second MNR Report
Palos Verdes Shelf
Los Angeles County, California

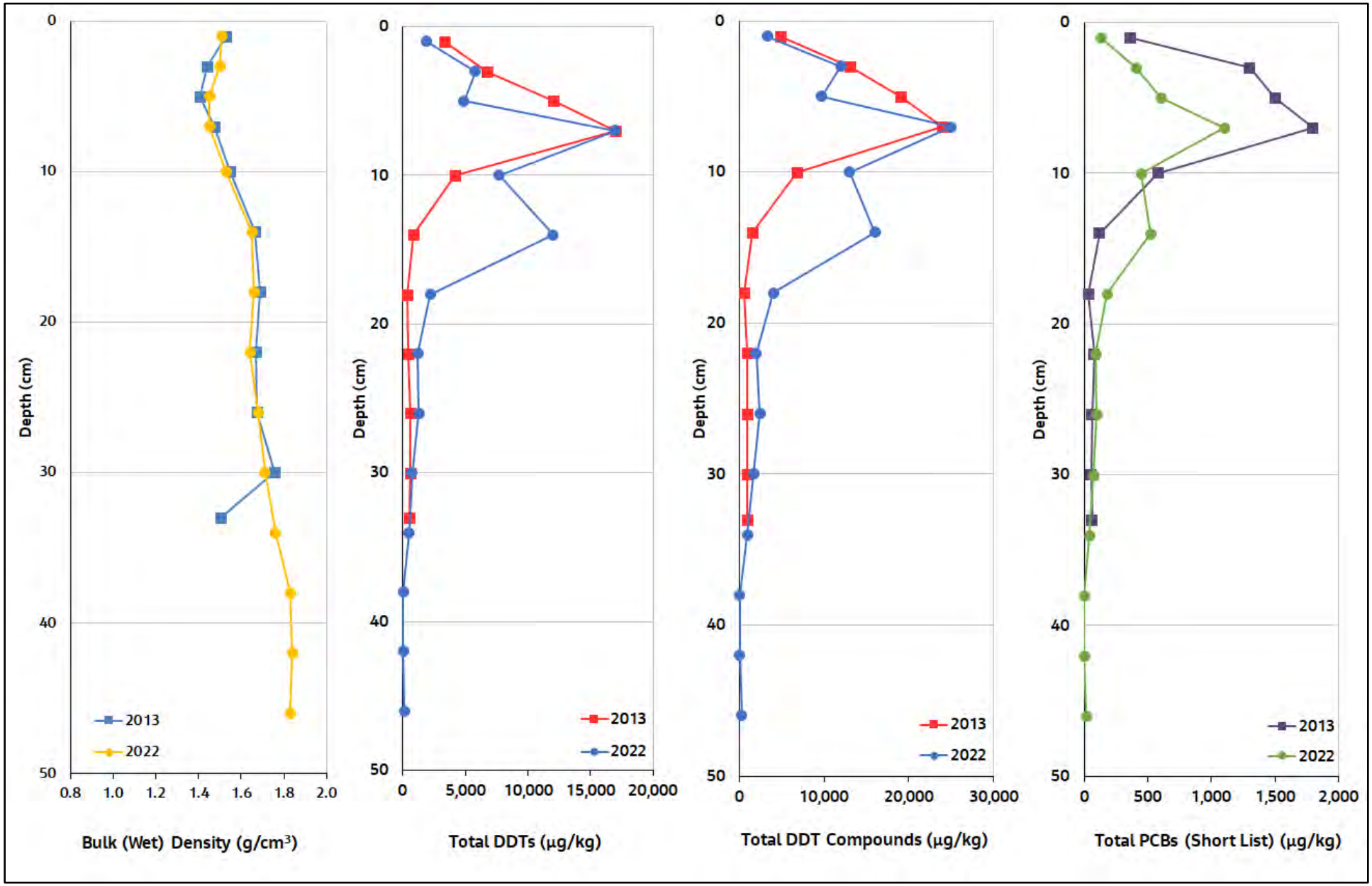

Location not sampled in 2009.

Figure 68. Vertical Core Profile OA34
Second MNR Report
Palos Verdes Shelf
Los Angeles County, California

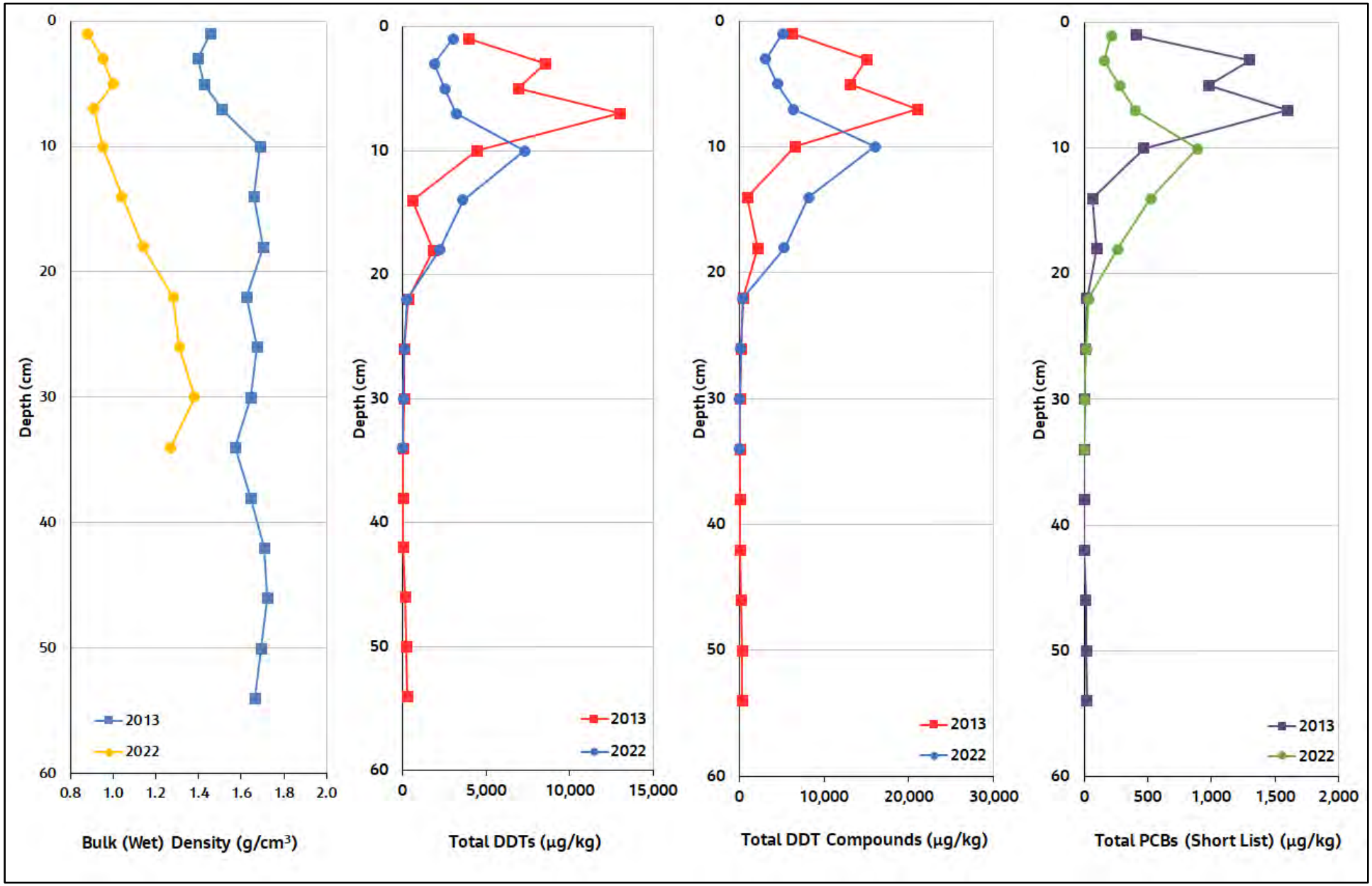

Location not sampled in 2009.

Figure 69. Vertical Core Profile OA35
Second MNR Report
Palos Verdes Shelf
Los Angeles County, California

Appendix R
Field Replicates - Sediment and Water

Table 1. Relative Percent Difference in Sediment Field Replicates
Second MNR Report
Palos Verdes Shelf
Los Angeles County, California

Location	Start Depth (cm)	End Depth (cm)	Total DDTs - Parent (µg/kg)	Total DDTs - Field Duplicate (µg/kg)	Total DDTs - RPD (%)	Total DDT Compounds - Parent (µg/kg)	Total DDT Compounds - Field Duplicate (µg/kg)	Total DDT Compounds - RPD (%)	Total PCBs Short List - Parent (µg/kg)	Total PCBs Short List - Field Duplicate µg/kg)	Total PCBs Short List - RPD (%)	Total PCBs Expanded List - Parent (µg/kg)	Total PCBs Expanded List - Field Duplicate (µg/kg)	Total PCBs Expanded List - RPD (%)
BA2B	0	2	760	1200	**44.9**	960	1500	**43.9**	65	130	**66.7**	110	200	**58.1**
BA2B	2	4	1600	1300	20.7	2000	1700	16.2	94	140	**39.3**	150	220	**37.8**
BA2B	4	6	1700	1200	**34.5**	2400	1700	**34.1**	180	170	5.7	280	250	11.3
BA2B	6	8	1700	1200	**34.5**	2300	1500	**42.1**	100	120	18.2	150	190	23.5
BA2B	8	12	130	1000	**154**	190	1300	**149**	47	52	10.1	75	84	11.3
BA2B	12	16	290	1100	**117**	350	1500	**124**	26	79	**101**	41	120	**98.1**
BA2B	16	20	100	7600	**195**	120	8400	**194**	130	58	**76.6**	190	94	**67.6**
BA4C	0	2	1300	1000	26.1	2200	1500	**37.8**	160	69	**79.5**	240	110	**74.3**
BA4C	2	4	1400	1300	7.4	2500	2100	17.4	180	110	**48.3**	280	160	**54.5**
BA4C	4	6	1200	1200	0.0	1900	1800	5.4	130	89	**37.4**	200	140	**35.3**
BA4C	6	8	1500	1600	6.5	2500	2500	0.0	150	140	6.9	240	230	4.3
BA4C	8	12	1800	2100	15.4	2900	3400	15.9	200	190	5.1	310	310	0.0
BA4C	12	16	2000	2600	26.1	3300	5000	**41.0**	140	2.8	**192**	210	4.4	**192**
BA4C	16	20	2400	2500	4.1	4400	5000	12.8	270	270	0.0	400	440	9.5
BA4C	20	24	2300	2700	16.0	3900	5000	24.7	210	280	28.6	350	450	25.0
BA4C	24	28	7200	7200	0.0	11000	16000	**37.0**	660	960	**37.0**	1000	1600	**46.2**
BA4C	28	32	15000	7300	**69.1**	26000	21000	21.3	800	2100	**89.7**	1200	3200	**90.9**
BA4C	32	36	15000	58000	**118**	28000	83000	**99.1**	910	2300	**86.6**	1400	3700	**90.2**
BA4C	36	40	5200	7400	**34.9**	11000	12000	8.7	470	550	15.7	710	830	15.6
BA4C	40	44	1000	870	13.9	2600	1800	**36.4**	150	150	0.0	250	220	12.8
BA4C	44	48	850	420	**67.7**	3200	1600	**66.7**	170	110	**42.9**	280	170	**48.9**
BA4C	48	52	800	1300	**47.6**	2200	4200	**62.5**	140	200	**35.3**	220	310	**34.0**
BA4C	52	56	120	310	**88.4**	670	990	**38.6**	44	53	18.6	72	86	17.7
BA5B	0	2	2600	5400	**70.0**	4100	8100	**65.6**	180	360	**66.7**	290	550	**61.9**
BA5B	2	4	3600	6100	**51.5**	5800	10000	**53.2**	570	500	13.1	880	780	12.0
BA5B	4	6	6400	8700	**30.5**	10000	16000	**46.2**	1100	710	**43.1**	1700	1100	**42.9**
BA5B	6	8	6500	13000	**66.7**	11000	25000	**77.8**	1200	1100	8.7	1900	1700	11.1
BA5B	8	12	7900	34000	**125**	20000	73000	**114**	1200	2800	**80.0**	1900	4600	**83.1**
BA5B	12	16	25000	48000	**63.0**	47000	85000	**57.6**	3100	2300	29.6	4800	3700	25.9
BA5B	16	20	37000	16000	**79.2**	47000	28000	**50.7**	1600	1100	**37.0**	2500	1800	**32.6**
BA5B	20	24	1800	990	**58.1**	2500	1600	**43.9**	100	75	28.6	160	120	28.6
BA5B	24	28	210	75	**94.7**	330	110	**100.0**	32	3.4	**162**	48	6.7	**151**
BA5B	28	32	73	130	**56.2**	130	180	**32.3**	17	10	**51.9**	21	16	27.0
BA5B	32	36	130	35	**115**	190	55	**110**	8.2	3	**92.9**	13	4	**106**
BA5B	36	40	70	40	**54.5**	130	61	**72.3**	19	2.9	**147**	26	4.9	**137**
BA5B	40	44	23	11	**70.6**	41	15	**92.9**	1.2	0.22	**138**	1.7	0.22	**154**
BA5B	44	48	11	8.8	22.2	15	16	6.5	0.2	1	**133**	0.2	1.5	**153**
OA05	0	2	3500	3400	2.9	4800	4900	2.1	200	270	29.8	330	440	28.6
OA05	2	4	3900	4600	16.5	5700	7200	23.3	220	280	24.0	380	460	19.0
OA05	4	6	3600	4100	13.0	5400	6400	16.9	340	280	19.4	540	450	18.2
OA05	6	8	6600	3100	**72.2**	9600	5300	**57.7**	360	320	11.8	540	510	5.7

Table 1. Relative Percent Difference in Sediment Field Replicates
Second MNR Report
Palos Verdes Shelf
Los Angeles County, California

Location	Start Depth (cm)	End Depth (cm)	Total DDTs - Parent (µg/kg)	Total DDTs - Field Duplicate (µg/kg)	Total DDTs - RPD (%)	Total DDT Compounds - Parent (µg/kg)	Total DDT Compounds - Field Duplicate (µg/kg)	Total DDT Compounds - RPD (%)	Total PCBs Short List - Parent (µg/kg)	Total PCBs Short List - Field Duplicate µg/kg)	Total PCBs Short List - RPD (%)	Total PCBs Expanded List - Parent (µg/kg)	Total PCBs Expanded List - Field Duplicate (µg/kg)	Total PCBs Expanded List - RPD (%)
OA05	8	12	4800	5100	6.1	8500	9300	9.0	400	490	20.2	660	790	17.9
OA05	12	16	7400	6600	11.4	12000	9800	20.2	610	580	5.0	1000	980	2.0
OA05	16	20	9500	10000	5.1	13000	14000	7.4	730	620	16.3	1100	1000	9.5
OA05	20	24	17000	17000	0.0	22000	21000	4.7	1500	1200	22.2	2300	1800	24.4
OA05	24	28	24000	39000	**47.6**	31000	49000	**45.0**	2800	3000	6.9	4600	5100	10.3
OA05	28	32	36000	73000	**67.9**	41000	81000	**65.6**	3500	6800	**64.1**	5200	11000	**71.6**
OA05	32	36	160000	120000	28.6	200000	140000	**35.3**	11000	8200	29.2	20000	14000	**35.3**
OA05	36	40	160000	250000	**43.9**	200000	270000	29.8	3800	6900	**57.9**	6300	11000	**54.3**
OA05	40	44	130000	96000	**30.1**	140000	110000	24.0	3900	4600	16.5	6200	7400	17.6
OA05	44	48	140000	99000	**34.3**	150000	120000	22.2	3100	3400	9.2	5100	5400	5.7
OA05	48	52	120000	22000	**138**	140000	34000	**122**	2600	930	**94.6**	4200	1500	**94.7**
OA05	52	56	9900	27000	**92.7**	12000	45000	**116**	390	880	**77.2**	630	1400	**75.9**
OA05	56	60	1200	1100	8.7	4400	2000	**75.0**	200	130	**42.4**	320	220	**37.0**
OA05	60	64	430	340	23.4	650	410	**45.3**	22	12	**58.8**	35	20	**54.5**
OA05	64	68	120	150	22.2	380	250	**41.3**	12	10	18.2	20	17	16.2
OA05	68	72	970	490	**65.8**	4000	1100	**114**	130	44	**98.9**	210	71	**98.9**
OA07	0	2	9900	7500	27.6	16000	9700	**49.0**	560	270	**69.9**	880	400	**75.0**
OA07	2	4	7700	12000	**43.7**	12000	15000	22.2	640	1700	**90.6**	1000	2400	**82.4**
OA07	4	6	9300	8600	7.8	22000	13000	**51.4**	880	690	24.2	1400	1100	24.0
OA07	6	8	22000	14000	**44.4**	67000	26000	**88.2**	2600	910	**96.3**	5700	1500	**117**
OA07	8	12	39000	14000	**94.3**	94000	32000	**98.4**	4500	1200	**116**	9200	2000	**129**
OA07	12	16	120000	75000	**46.2**	160000	120000	28.6	3600	3500	2.8	5800	5800	0.0
OA07	16	20	81000	68000	17.4	99000	85000	15.2	2800	2600	7.4	4400	4200	4.7
OA07	20	24	52000	16000	**106**	63000	18000	**111**	2300	530	**125**	3900	870	**127**
OA07	24	28	1200	4500	**116**	1800	6500	**113**	80	210	**89.7**	130	350	**91.7**
OA07	28	32	370	830	**76.7**	800	1300	**47.6**	34	68	**66.7**	55	110	**66.7**
OA07	32	36	240	330	**31.6**	590	1200	**68.2**	23	52	**77.3**	36	84	**80.0**
OA07	36	40	100	430	**125**	190	850	**127**	7.2	61	**158**	11	100	**160**
OA07	40	44	35	550	**176**	68	1600	**184**	2.6	60	**183**	4.3	97	**183**
OA07	44	48	75	61	20.6	340	130	**89.4**	24	7.5	**105**	39	12	**106**
OA10	0	2	2800	3100	10.2	4000	4400	9.5	200	140	**35.3**	310	220	**34.0**
OA10	2	4	2800	2200	24.0	3700	3600	2.7	150	160	6.5	240	260	8.0
OA10	4	6	3600	3400	5.7	5500	5200	5.6	230	230	0.0	390	380	2.6
OA10	6	8	6500	4400	**38.5**	9600	7600	23.3	350	340	2.9	550	550	0.0
OA10	8	12	4400	6200	**34.0**	8000	12000	**40.0**	530	450	16.3	830	720	14.2
OA10	12	16	19000	24000	23.3	32000	34000	6.1	1000	1500	**40.0**	1700	2400	**34.1**
OA10	16	20	14000	12000	15.4	19000	16000	17.1	590	630	6.6	940	1000	6.2
OA10	20	24	3400	1100	**102**	6200	2500	**85.1**	390	190	**69.0**	590	300	**65.2**
OA10	24	28	1700	810	**70.9**	3200	1000	**105**	25	30	18.2	40	45	11.8
OA10	28	32	2400	100	**184**	4500	140	**188**	200	8.2	**184**	320	12	**186**
OA10	32	36	2300	390	**142**	3900	650	**143**	130	42	**102**	210	64	**107**

Table 1. Relative Percent Difference in Sediment Field Replicates
Second MNR Report
Palos Verdes Shelf
Los Angeles County, California

Location	Start Depth (cm)	End Depth (cm)	Total DDTs - Parent (µg/kg)	Total DDTs - Field Duplicate (µg/kg)	Total DDTs - RPD (%)	Total DDT Compounds - Parent (µg/kg)	Total DDT Compounds - Field Duplicate (µg/kg)	Total DDT Compounds - RPD (%)	Total PCBs Short List - Parent (µg/kg)	Total PCBs Short List - Field Duplicate µg/kg)	Total PCBs Short List - RPD (%)	Total PCBs Expanded List - Parent (µg/kg)	Total PCBs Expanded List - Field Duplicate (µg/kg)	Total PCBs Expanded List - RPD (%)
OA10	36	40	970	46	**182**	1700	89	**180**	54	4.1	**172**	86	6.7	**171**
OA11	0	2	2800	4100	**37.7**	4000	5600	**33.3**	200	230	14.0	310	370	17.6
OA11	2	4	4200	5100	19.4	5900	7000	17.1	270	330	20.0	440	610	**32.4**
OA11	4	6	2900	4600	**45.3**	4600	6900	**40.0**	270	190	**34.8**	410	300	**31.0**
OA11	6	8	3100	15000	**131**	5300	23000	**125**	260	700	**91.7**	420	1100	**89.5**
OA11	8	12	3500	6900	**65.4**	5800	10000	**53.2**	280	290	3.5	440	480	8.7
OA11	12	16	8100	12000	**38.8**	12000	16000	28.6	490	490	0.0	770	750	2.6
OA11	16	20	18000	20000	10.5	29000	26000	10.9	1300	1200	8.0	2200	2000	9.5
OA11	20	24	3500	19000	**138**	5500	32000	**141**	2800	1000	**94.7**	4700	1600	**98.4**
OA11	24	28	100000	50000	**66.7**	130000	59000	**75.1**	4500	2700	**50.0**	7500	4300	**54.2**
OA11	28	32	120000	80000	**40.0**	140000	100000	**33.3**	3700	3700	0.0	5900	6300	6.6
OA11	32	36	110000	92000	17.8	130000	120000	8.0	2900	5100	**55.0**	4600	8500	**59.5**
OA11	36	40	110000	99000	10.5	110000	130000	16.7	3400	2700	23.0	5600	4400	24.0
OA11	40	44	120000	54000	**75.9**	130000	61000	**72.3**	2600	690	**116**	5000	1100	**128**
OA11	44	48	17000	32000	**61.2**	19000	38000	**66.7**	570	530	7.3	910	820	10.4
OA11	48	52	5600	16000	**96.3**	8500	25000	**98.5**	240	550	**78.5**	380	920	**83.1**
OA11	52	56	1200	280	**124**	2800	420	**148**	180	7.3	**184**	300	17	**179**
OA11	56	60	680	540	23.0	3100	820	**116**	130	18	**151**	240	26	**161**
OA11	60	64	290	2400	**157**	1200	6400	**137**	35	320	**161**	56	510	**160**
OA11	64	68	880	7.8	**196**	1700	18	**196**	81	0.2	**199**	130	0.2	**199**
OA12	0	2	2200	2800	24.0	3200	4100	24.7	150	170	12.5	250	260	3.9
OA12	2	4	1500	1500	0.0	2400	2200	8.7	120	110	8.7	180	170	5.7
OA12	4	6	3200	1500	**72.3**	4600	2400	**62.9**	260	110	**81.1**	420	170	**84.7**
OA12	6	8	2800	1700	**48.9**	4800	3200	**40.0**	260	170	**41.9**	390	260	**40.0**
OA12	8	12	6400	2000	**105**	11000	3700	**99.3**	370	160	**79.2**	590	240	**84.3**
OA12	12	16	10000	8500	16.2	15000	12000	22.2	560	410	**30.9**	860	620	**32.4**
OA12	16	20	5300	8800	**49.6**	7500	10000	28.6	250	340	**30.5**	400	520	26.1
OA12	20	24	840	880	4.7	1600	2100	27.0	78	110	**34.0**	120	180	**40.0**
OA12	24	28	160	380	**81.5**	290	570	**65.1**	12	26	**73.7**	19	43	**77.4**
OA12	28	32	84	47	**56.5**	180	81	**75.9**	12	1.3	**161**	19	1.6	**169**
OA12	32	36	850	41	**182**	1400	71	**181**	78	2.2	**189**	120	3.5	**189**
OA12	36	40	9.1	5.2	**54.5**	16	8.2	**64.5**	0.2	0.2	0.0	0.2	0.2	0.0
OA12	40	44	11	3.7	**99.3**	18	5.8	**103**	0.2	0.2	0.0	0.2	0.2	0.0
OA16	0	2	2900	1400	**69.8**	4600	2400	**62.9**	190	190	0.0	290	310	6.7
OA16	2	4	1200	2900	**82.9**	2400	4900	**68.5**	250	330	27.6	390	500	24.7
OA16	4	6	3900	2600	**40.0**	9400	6500	**36.5**	220	260	16.7	340	410	18.7
OA16	6	8	8500	5000	**51.9**	19000	9900	**63.0**	470	500	6.2	740	800	7.8
OA16	8	12	12000	5100	**80.7**	23000	7800	**98.7**	910	310	**98.4**	1500	510	**98.5**
OA16	12	16	11000	5900	**60.4**	22000	8900	**84.8**	620	270	**78.7**	960	430	**76.3**
OA16	16	20	4500	460	**163**	6900	750	**161**	270	38	**151**	420	61	**149**
OA16	20	24	1700	700	**83.3**	3000	1200	**85.7**	120	53	**77.5**	190	87	**74.4**

Table 1. Relative Percent Difference in Sediment Field Replicates

Second MNR Report

Palos Verdes Shelf

Los Angeles County, California

Location	Start Depth (cm)	End Depth (cm)	Total DDTs - Parent (µg/kg)	Total DDTs - Field Duplicate (µg/kg)	Total DDTs - RPD (%)	Total DDT Compounds - Parent (µg/kg)	Total DDT Compounds - Field Duplicate (µg/kg)	Total DDT Compounds - RPD (%)	Total PCBs Short List - Parent (µg/kg)	Total PCBs Short List - Field Duplicate µg/kg)	Total PCBs Short List - RPD (%)	Total PCBs Expanded List - Parent (µg/kg)	Total PCBs Expanded List - Field Duplicate (µg/kg)	Total PCBs Expanded List - RPD (%)
OA16	24	28	730	88	**157**	1900	130	**174**	57	31	**59.1**	88	47	**60.7**
OA16	28	32	480	72	**148**	1000	110	**160**	55	0.87	**194**	82	5	**177**
OA16	32	36	960	420	**78.3**	2100	600	**111**	83	35	**81.4**	130	59	**75.1**
OA16	36	40	95	8.8	**166**	210	14	**175**	12	0.2	**193**	21	0.2	**196**
OA22	0	2	860	750	13.7	1200	1100	8.7	78	68	13.7	110	110	0.0
OA22	2	4	1600	650	**84.4**	2200	970	**77.6**	150	68	**75.2**	220	110	**66.7**
OA22	4	6	1300	1100	16.7	1800	1600	11.8	83	100	18.6	120	150	22.2
OA22	6	8	820	1100	29.2	1100	1500	**30.8**	94	80	16.1	130	130	0.0
OA22	8	12	1600	1400	13.3	2100	2200	4.7	150	150	0.0	220	230	4.4
OA22	12	16	4100	1600	**87.7**	7200	2500	**96.9**	460	180	**87.5**	700	290	**82.8**
OA22	16	20	11000	1700	**146**	15000	2600	**141**	770	170	**128**	1200	270	**127**
OA22	20	24	730	1300	**56.2**	1400	2300	**48.6**	87	190	**74.4**	140	290	**69.8**
OA22	24	28	400	450	11.8	670	820	20.1	49	58	16.8	74	87	16.1
OA22	28	32	480	580	18.9	860	1400	**47.8**	79	88	10.8	120	130	8.0
OA22	32	36	280	850	**101**	440	2000	**128**	22	140	**146**	32	210	**147**

Notes:

Where totals were non-detected, a value of 1/2 the median reporting limit was used.

RPDs greater than 30 percent are shown in bold font.

µg/kg = micrograms per kilogram

RPD = relative percent difference

Table 2. Relative Percent Difference in High Resolution Water Field Replicates
Second MNR Report
Palos Verdes Shelf
Los Angeles County, California

Location	Depth (m)	Total DDT - Parent (ng/L)		Total DDT - Field Duplicate (ng/L)		Total DDT - RPD (%)	Total DDT Compounds - Parent (ng/L)		Total DDT Compounds - Field Duplicate (ng/L)		Total DDT Compounds - RPD (%)	Total PCBs - Parent (ng/L)		Total PCBs - Field Duplicate (ng/L)		Total PCBs - RPD (%)
		Result	Qual	Result	Qual		Result	Qual	Result	Qual		Result	Qual	Result	Qual	
BA1DC	5	0.00295	U	0.00295	U	NA	0.00295	U	0.00295	U	NA	0.3	J	0.0445	UJ	NA
BA5DC	38	0.22	J	0.88	J	**120**	0.48	J	1.6	J	**108**	0.67	J	130	J	**198**
BA9DC	37	0.083	J	0.098	J	17	0.083	J	0.15	J	**58**	0.0445	UJ	0.1	J	NA
W5	53	0.034	J-	0.029	J	16	0.042	J-	0.029	J	**37**	0.0445	UJ	0.0445	UJ	NA

Notes:
RPDs were not calculated for replicates with one more nondetect results.
For samples with field triplicates, relative standard deviation was calculated (see Table 3).
RPDs greater than 30 percent are shown in bold font.
NA = not applicable
ng/L = nanograms per liter
RPD = relative percent difference

Table 3. Relative Standard Deviation in High Resolution Water Field Replicates
Second MNR Report
Palos Verdes Shelf
Los Angeles County, California

Location	Depth (m)	Total DDT - Parent (ng/L)		Total DDT - Field Replicate 1 (ng/L)		Total DDT - Field Replicate 2 (ng/L)		Total DDT - RSD (%)	Total DDT Compounds - Parent (ng/L)		Total DDT Compounds - Field Replicate 1 (ng/L)		Total DDT Compounds - Field Replicate 2 (ng/L)		Total DDT Compounds - RSD (%)	Total PCBs - Parent (ng/L)		Total PCBs - Field Replicate 1 (ng/L)		Total PCBs - Field Replicate 2 (ng/L)		Total PCBs Expanded List - RSD (%)
		Result	Qual	Result	Qual	Result	Qual		Result	Qual	Result	Qual	Result	Qual		Result	Qual	Result	Qual	Result	Qual	
BA4C	56	0.1	J	0.11	J	0.047	J	**40**	0.19	J+	0.21	J+	0.094	J+	**38**	0.34	J	0.0445	UJ	0.55	J	**47.2 ***
BA7DC	37	0.67	J	0.43	J	0.37		**32**	1.1	J	0.8	J	0.63		28	36	J	1.9	J	23	J	**85**
BA8C	57	0.31	J+	0.4	J+	0.29	J+	18	0.5	J+	0.67	J+	0.51	J+	17	170	J	11	J	130		**80**

Notes:
* Non-detect result not included in the calculation, RPD of the detected results is given.
RPD/RSDs greater than 30 percent are shown in bold font.
For samples with only field duplicates, RPD was calculated (see Table 2).
ng/L = nanograms per liter
RPD = relative percent difference

Appendix S
Fish Tissue Data Analysis

UCL Statistics for Uncensored Full Data Sets

User Selected Options	
Date/Time of Computation	ProUCL 5.2 2/23/2024 3:02:29 PM
From File	PVS_Fish_MNR_ProUCL_2024.xls
Full Precision	OFF
Confidence Coefficient	95%
Number of Bootstrap Operations	2000

Barred sand bass_Breakwater Zone

General Statistics

Total Number of Observations	30	Number of Distinct Observations	30
		Number of Missing Observations	0
Minimum	5.92	Mean	52.69
Maximum	236	Median	40.4
SD	48.76	Std. Error of Mean	8.902
Coefficient of Variation	0.925	Skewness	2.219

Normal GOF Test

Shapiro Wilk Test Statistic	0.772	**Shapiro Wilk GOF Test**
1% Shapiro Wilk Critical Value	0.9	Data Not Normal at 1% Significance Level
Lilliefors Test Statistic	0.232	**Lilliefors GOF Test**
1% Lilliefors Critical Value	0.185	Data Not Normal at 1% Significance Level

Data Not Normal at 1% Significance Level

Assuming Normal Distribution

95% Normal UCL		**95% UCLs (Adjusted for Skewness)**	
95% Student's-t UCL	67.82	95% Adjusted-CLT UCL (Chen-1995)	71.19
		95% Modified-t UCL (Johnson-1978)	68.42

Gamma GOF Test

A-D Test Statistic	0.482	**Anderson-Darling Gamma GOF Test**
5% A-D Critical Value	0.762	Detected data appear Gamma Distributed at 5% Significance Level
K-S Test Statistic	0.129	**Kolmogorov-Smirnov Gamma GOF Test**
5% K-S Critical Value	0.163	Detected data appear Gamma Distributed at 5% Significance Level

Detected data appear Gamma Distributed at 5% Significance Level

Gamma Statistics

k hat (MLE)	1.664	k star (bias corrected MLE)	1.52
Theta hat (MLE)	31.66	Theta star (bias corrected MLE)	34.67
nu hat (MLE)	99.85	nu star (bias corrected)	91.2
MLE Mean (bias corrected)	52.69	MLE Sd (bias corrected)	42.74
		Approximate Chi Square Value (0.05)	70.18
Adjusted Level of Significance	0.041	Adjusted Chi Square Value	69.11

Assuming Gamma Distribution

95% Approximate Gamma UCL	68.48	95% Adjusted Gamma UCL	69.53

Lognormal GOF Test

Shapiro Wilk Test Statistic	0.99	**Shapiro Wilk Lognormal GOF Test**
10% Shapiro Wilk Critical Value	0.939	Data appear Lognormal at 10% Significance Level
Lilliefors Test Statistic	0.085	**Lilliefors Lognormal GOF Test**
10% Lilliefors Critical Value	0.146	Data appear Lognormal at 10% Significance Level

Data appear Lognormal at 10% Significance Level

Lognormal Statistics

Minimum of Logged Data	1.778	Mean of logged Data	3.635
Maximum of Logged Data	5.464	SD of logged Data	0.823

Assuming Lognormal Distribution

95% H-UCL	75.15	90% Chebyshev (MVUE) UCL	78.55
95% Chebyshev (MVUE) UCL	90.4	97.5% Chebyshev (MVUE) UCL	106.8
99% Chebyshev (MVUE) UCL	139.1		

Nonparametric Distribution Free UCL Statistics

Data appear to follow a Discernible Distribution

Nonparametric Distribution Free UCLs

95% CLT UCL	67.34	95% BCA Bootstrap UCL	71.3
95% Standard Bootstrap UCL	67.19	95% Bootstrap-t UCL	76.54
95% Hall's Bootstrap UCL	80.94	95% Percentile Bootstrap UCL	67.91
90% Chebyshev(Mean, Sd) UCL	79.4	95% Chebyshev(Mean, Sd) UCL	91.5
97.5% Chebyshev(Mean, Sd) UCL	108.3	99% Chebyshev(Mean, Sd) UCL	141.3

Suggested UCL to Use

95% Adjusted Gamma UCL	69.53

Note: Suggestions regarding the selection of a 95% UCL are provided to help the user to select the most appropriate 95% UCL.
Recommendations are based upon data size, data distribution, and skewness using results from simulation studies.
However, simulations results will not cover all Real World data sets; for additional insight the user may want to consult a statistician.

Barred sand bass_Huntington Flats

General Statistics

Total Number of Observations	30	Number of Distinct Observations	29
		Number of Missing Observations	0
Minimum	5.99	Mean	47.47
Maximum	208	Median	29.6
SD	49.58	Std. Error of Mean	9.053
Coefficient of Variation	1.044	Skewness	1.985

Normal GOF Test

Shapiro Wilk Test Statistic	0.741	**Shapiro Wilk GOF Test**	
1% Shapiro Wilk Critical Value	0.9	Data Not Normal at 1% Significance Level	
Lilliefors Test Statistic	0.271	**Lilliefors GOF Test**	
1% Lilliefors Critical Value	0.185	Data Not Normal at 1% Significance Level	

Data Not Normal at 1% Significance Level

Assuming Normal Distribution

95% Normal UCL		**95% UCLs (Adjusted for Skewness)**	
95% Student's-t UCL	62.85	95% Adjusted-CLT UCL (Chen-1995)	65.87
		95% Modified-t UCL (Johnson-1978)	63.4

Gamma GOF Test

A-D Test Statistic	0.82	**Anderson-Darling Gamma GOF Test**	
5% A-D Critical Value	0.767	Data Not Gamma Distributed at 5% Significance Level	
K-S Test Statistic	0.17	**Kolmogorov-Smirnov Gamma GOF Test**	
5% K-S Critical Value	0.164	Data Not Gamma Distributed at 5% Significance Level	

Data Not Gamma Distributed at 5% Significance Level

Gamma Statistics

k hat (MLE)	1.327	k star (bias corrected MLE)	1.217
Theta hat (MLE)	35.76	Theta star (bias corrected MLE)	39.01

nu hat (MLE)	79.64	nu star (bias corrected)	73.01
MLE Mean (bias corrected)	47.47	MLE Sd (bias corrected)	43.03
		Approximate Chi Square Value (0.05)	54.34
Adjusted Level of Significance	0.041	Adjusted Chi Square Value	53.41

Assuming Gamma Distribution

95% Approximate Gamma UCL	63.79	95% Adjusted Gamma UCL	64.9

Lognormal GOF Test

Shapiro Wilk Test Statistic	0.969	**Shapiro Wilk Lognormal GOF Test**	
10% Shapiro Wilk Critical Value	0.939	Data appear Lognormal at 10% Significance Level	
Lilliefors Test Statistic	0.11	**Lilliefors Lognormal GOF Test**	
10% Lilliefors Critical Value	0.146	Data appear Lognormal at 10% Significance Level	

Data appear Lognormal at 10% Significance Level

Lognormal Statistics

Minimum of Logged Data	1.79	Mean of logged Data	3.438
Maximum of Logged Data	5.338	SD of logged Data	0.923

Assuming Lognormal Distribution

95% H-UCL	71.74	90% Chebyshev (MVUE) UCL	73.5
95% Chebyshev (MVUE) UCL	85.61	97.5% Chebyshev (MVUE) UCL	102.4
99% Chebyshev (MVUE) UCL	135.5		

Nonparametric Distribution Free UCL Statistics

Data appear to follow a Discernible Distribution

Nonparametric Distribution Free UCLs

95% CLT UCL	62.36	95% BCA Bootstrap UCL	66.52
95% Standard Bootstrap UCL	62.15	95% Bootstrap-t UCL	70.45
95% Hall's Bootstrap UCL	68.92	95% Percentile Bootstrap UCL	63.21
90% Chebyshev(Mean, Sd) UCL	74.63	95% Chebyshev(Mean, Sd) UCL	86.93
97.5% Chebyshev(Mean, Sd) UCL	104	99% Chebyshev(Mean, Sd) UCL	137.5

Suggested UCL to Use

95% H-UCL	71.74

The calculated UCLs are based on assumptions that the data were collected in a random and unbiased manner.
Please verify the data were collected from random locations.
If the data were collected using judgmental or other non-random methods,
then contact a statistician to correctly calculate UCLs.

Note: Suggestions regarding the selection of a 95% UCL are provided to help the user to select the most appropriate 95% UCL.
Recommendations are based upon data size, data distribution, and skewness using results from simulation studies.
However, simulations results will not cover all Real World data sets; for additional insight the user may want to consult a statistician.

Barred sand bass_Redondo Flats

General Statistics

Total Number of Observations	30	Number of Distinct Observations	29
		Number of Missing Observations	0
Minimum	9.18	Mean	66.78
Maximum	457	Median	48.6
SD	82.15	Std. Error of Mean	15
Coefficient of Variation	1.23	Skewness	3.994

Normal GOF Test

Shapiro Wilk Test Statistic	0.554	**Shapiro Wilk GOF Test**	
1% Shapiro Wilk Critical Value	0.9	Data Not Normal at 1% Significance Level	
Lilliefors Test Statistic	0.275	**Lilliefors GOF Test**	
1% Lilliefors Critical Value	0.185	Data Not Normal at 1% Significance Level	

Data Not Normal at 1% Significance Level

Assuming Normal Distribution

95% Normal UCL		**95% UCLs (Adjusted for Skewness)**	
95% Student's-t UCL	92.27	95% Adjusted-CLT UCL (Chen-1995)	103.1
		95% Modified-t UCL (Johnson-1978)	94.09

Gamma GOF Test

A-D Test Statistic	0.92	**Anderson-Darling Gamma GOF Test**	
5% A-D Critical Value	0.763	Data Not Gamma Distributed at 5% Significance Level	
K-S Test Statistic	0.171	**Kolmogorov-Smirnov Gamma GOF Test**	
5% K-S Critical Value	0.163	Data Not Gamma Distributed at 5% Significance Level	

Data Not Gamma Distributed at 5% Significance Level

Gamma Statistics

k hat (MLE)	1.499	k star (bias corrected MLE)	1.372
Theta hat (MLE)	44.54	Theta star (bias corrected MLE)	48.69
nu hat (MLE)	89.96	nu star (bias corrected)	82.3
MLE Mean (bias corrected)	66.78	MLE Sd (bias corrected)	57.02
		Approximate Chi Square Value (0.05)	62.39
Adjusted Level of Significance	0.041	Adjusted Chi Square Value	61.39

Assuming Gamma Distribution

95% Approximate Gamma UCL	88.09	95% Adjusted Gamma UCL	89.52

Lognormal GOF Test

Shapiro Wilk Test Statistic	0.971	**Shapiro Wilk Lognormal GOF Test**	
10% Shapiro Wilk Critical Value	0.939	Data appear Lognormal at 10% Significance Level	
Lilliefors Test Statistic	0.116	**Lilliefors Lognormal GOF Test**	
10% Lilliefors Critical Value	0.146	Data appear Lognormal at 10% Significance Level	

Data appear Lognormal at 10% Significance Level

Lognormal Statistics

Minimum of Logged Data	2.217	Mean of logged Data	3.832
Maximum of Logged Data	6.125	SD of logged Data	0.817

Assuming Lognormal Distribution

95% H-UCL	90.85	90% Chebyshev (MVUE) UCL	95.04
95% Chebyshev (MVUE) UCL	109.3	97.5% Chebyshev (MVUE) UCL	129.1
99% Chebyshev (MVUE) UCL	168		

Nonparametric Distribution Free UCL Statistics

Data appear to follow a Discernible Distribution

Nonparametric Distribution Free UCLs

95% CLT UCL	91.45	95% BCA Bootstrap UCL	111.1
95% Standard Bootstrap UCL	91.24	95% Bootstrap-t UCL	127.6
95% Hall's Bootstrap UCL	197.2	95% Percentile Bootstrap UCL	92.96
90% Chebyshev(Mean, Sd) UCL	111.8	95% Chebyshev(Mean, Sd) UCL	132.2
97.5% Chebyshev(Mean, Sd) UCL	160.4	99% Chebyshev(Mean, Sd) UCL	216

Suggested UCL to Use

95% H-UCL	90.85

The calculated UCLs are based on assumptions that the data were collected in a random and unbiased manner.
Please verify the data were collected from random locations.
If the data were collected using judgmental or other non-random methods,
then contact a statistician to correctly calculate UCLs.

Note: Suggestions regarding the selection of a 95% UCL are provided to help the user to select the most appropriate 95% UCL.
Recommendations are based upon data size, data distribution, and skewness using results from simulation studies.
However, simulations results will not cover all Real World data sets; for additional insight the user may want to consult a statistician.

Barred sand bass_Zone 1

General Statistics

Total Number of Observations	30	Number of Distinct Observations	30
		Number of Missing Observations	0
Minimum	11.2	Mean	84.39
Maximum	314	Median	78.4
SD	63.6	Std. Error of Mean	11.61
Coefficient of Variation	0.754	Skewness	1.73

Normal GOF Test

Shapiro Wilk Test Statistic	0.86	**Shapiro Wilk GOF Test**
1% Shapiro Wilk Critical Value	0.9	Data Not Normal at 1% Significance Level
Lilliefors Test Statistic	0.164	**Lilliefors GOF Test**
1% Lilliefors Critical Value	0.185	Data appear Normal at 1% Significance Level

Data appear Approximate Normal at 1% Significance Level

Assuming Normal Distribution

95% Normal UCL		**95% UCLs (Adjusted for Skewness)**	
95% Student's-t UCL	104.1	95% Adjusted-CLT UCL (Chen-1995)	107.4
		95% Modified-t UCL (Johnson-1978)	104.7

Gamma GOF Test

A-D Test Statistic	0.348	**Anderson-Darling Gamma GOF Test**
5% A-D Critical Value	0.759	Detected data appear Gamma Distributed at 5% Significance Level
K-S Test Statistic	0.112	**Kolmogorov-Smirnov Gamma GOF Test**
5% K-S Critical Value	0.162	Detected data appear Gamma Distributed at 5% Significance Level

Detected data appear Gamma Distributed at 5% Significance Level

Gamma Statistics

k hat (MLE)	1.895	k star (bias corrected MLE)	1.728
Theta hat (MLE)	44.54	Theta star (bias corrected MLE)	48.85
nu hat (MLE)	113.7	nu star (bias corrected)	103.7
MLE Mean (bias corrected)	84.39	MLE Sd (bias corrected)	64.21
		Approximate Chi Square Value (0.05)	81.16
Adjusted Level of Significance	0.041	Adjusted Chi Square Value	80.02

Assuming Gamma Distribution

95% Approximate Gamma UCL	107.8	95% Adjusted Gamma UCL	109.3

Lognormal GOF Test

Shapiro Wilk Test Statistic	0.951	**Shapiro Wilk Lognormal GOF Test**
10% Shapiro Wilk Critical Value	0.939	Data appear Lognormal at 10% Significance Level
Lilliefors Test Statistic	0.157	**Lilliefors Lognormal GOF Test**
10% Lilliefors Critical Value	0.146	Data Not Lognormal at 10% Significance Level

Data appear Approximate Lognormal at 10% Significance Level

Lognormal Statistics

Minimum of Logged Data	2.416	Mean of logged Data	4.149
Maximum of Logged Data	5.749	SD of logged Data	0.826

Assuming Lognormal Distribution

95% H-UCL	126.3	90% Chebyshev (MVUE) UCL	131.9
95% Chebyshev (MVUE) UCL	151.9	97.5% Chebyshev (MVUE) UCL	179.6
99% Chebyshev (MVUE) UCL	234		

Nonparametric Distribution Free UCL Statistics

Data appear to follow a Discernible Distribution

Nonparametric Distribution Free UCLs

95% CLT UCL	103.5	95% BCA Bootstrap UCL	107.4
95% Standard Bootstrap UCL	103.1	95% Bootstrap-t UCL	108.7
95% Hall's Bootstrap UCL	114.3	95% Percentile Bootstrap UCL	104.3
90% Chebyshev(Mean, Sd) UCL	119.2	95% Chebyshev(Mean, Sd) UCL	135
97.5% Chebyshev(Mean, Sd) UCL	156.9	99% Chebyshev(Mean, Sd) UCL	199.9

Suggested UCL to Use

95% Student's-t UCL 104.1

When a data set follows an approximate distribution passing only one of the GOF tests,
it is suggested to use a UCL based upon a distribution passing both GOF tests in ProUCL

Note: Suggestions regarding the selection of a 95% UCL are provided to help the user to select the most appropriate 95% UCL.
Recommendations are based upon data size, data distribution, and skewness using results from simulation studies.
However, simulations results will not cover all Real World data sets; for additional insight the user may want to consult a statistician.

Barred sand bass_Zone 2

General Statistics

Total Number of Observations	10	Number of Distinct Observations	10
		Number of Missing Observations	0
Minimum	42.4	Mean	185.4
Maximum	874	Median	87.3
SD	250.2	Std. Error of Mean	79.13
Coefficient of Variation	1.35	Skewness	2.807

Normal GOF Test

Shapiro Wilk Test Statistic	0.572	**Shapiro Wilk GOF Test**	
1% Shapiro Wilk Critical Value	0.781	Data Not Normal at 1% Significance Level	
Lilliefors Test Statistic	0.328	**Lilliefors GOF Test**	
1% Lilliefors Critical Value	0.304	Data Not Normal at 1% Significance Level	

Data Not Normal at 1% Significance Level

Assuming Normal Distribution

95% Normal UCL		**95% UCLs (Adjusted for Skewness)**	
95% Student's-t UCL	330.4	95% Adjusted-CLT UCL (Chen-1995)	390.6
		95% Modified-t UCL (Johnson-1978)	342.1

Gamma GOF Test

A-D Test Statistic	1.032	**Anderson-Darling Gamma GOF Test**	
5% A-D Critical Value	0.744	Data Not Gamma Distributed at 5% Significance Level	
K-S Test Statistic	0.29	**Kolmogorov-Smirnov Gamma GOF Test**	
5% K-S Critical Value	0.273	Data Not Gamma Distributed at 5% Significance Level	

Data Not Gamma Distributed at 5% Significance Level

Gamma Statistics

k hat (MLE)	1.236	k star (bias corrected MLE)	0.932
Theta hat (MLE)	150	Theta star (bias corrected MLE)	198.9
nu hat (MLE)	24.72	nu star (bias corrected)	18.64
MLE Mean (bias corrected)	185.4	MLE Sd (bias corrected)	192
		Approximate Chi Square Value (0.05)	9.854
Adjusted Level of Significance	0.0267	Adjusted Chi Square Value	8.765

Assuming Gamma Distribution

95% Approximate Gamma UCL	350.6	95% Adjusted Gamma UCL	394.2

Lognormal GOF Test

Shapiro Wilk Test Statistic	0.864	**Shapiro Wilk Lognormal GOF Test**	
10% Shapiro Wilk Critical Value	0.869	Data Not Lognormal at 10% Significance Level	
Lilliefors Test Statistic	0.234	**Lilliefors Lognormal GOF Test**	
10% Lilliefors Critical Value	0.241	Data appear Lognormal at 10% Significance Level	

Data appear Approximate Lognormal at 10% Significance Level

Lognormal Statistics

Minimum of Logged Data	3.747	Mean of logged Data	4.766
Maximum of Logged Data	6.773	SD of logged Data	0.878

Assuming Lognormal Distribution

95% H-UCL	399	90% Chebyshev (MVUE) UCL	307.4
95% Chebyshev (MVUE) UCL	372.1	97.5% Chebyshev (MVUE) UCL	461.9
99% Chebyshev (MVUE) UCL	638.3		

Nonparametric Distribution Free UCL Statistics

Data appear to follow a Discernible Distribution

Nonparametric Distribution Free UCLs

95% CLT UCL	315.5	95% BCA Bootstrap UCL	409.4
95% Standard Bootstrap UCL	308.8	95% Bootstrap-t UCL	695.9
95% Hall's Bootstrap UCL	728.4	95% Percentile Bootstrap UCL	329.5
90% Chebyshev(Mean, Sd) UCL	422.7	95% Chebyshev(Mean, Sd) UCL	530.3
97.5% Chebyshev(Mean, Sd) UCL	679.5	99% Chebyshev(Mean, Sd) UCL	972.7

Suggested UCL to Use

95% H-UCL	399

The calculated UCLs are based on assumptions that the data were collected in a random and unbiased manner.
Please verify the data were collected from random locations.
If the data were collected using judgmental or other non-random methods,
then contact a statistician to correctly calculate UCLs.

Note: Suggestions regarding the selection of a 95% UCL are provided to help the user to select the most appropriate 95% UCL.
Recommendations are based upon data size, data distribution, and skewness using results from simulation studies.
However, simulations results will not cover all Real World data sets; for additional insight the user may want to consult a statistician.

Barred sand bass_Zone 3

General Statistics

Total Number of Observations	25	Number of Distinct Observations	25
		Number of Missing Observations	0
Minimum	8.5	Mean	76.3
Maximum	223	Median	50.2
SD	66.01	Std. Error of Mean	13.2

Coefficient of Variation	0.865	Skewness	1.124

Normal GOF Test

Shapiro Wilk Test Statistic	0.844	**Shapiro Wilk GOF Test**
1% Shapiro Wilk Critical Value	0.886	Data Not Normal at 1% Significance Level
Lilliefors Test Statistic	0.211	**Lilliefors GOF Test**
1% Lilliefors Critical Value	0.201	Data Not Normal at 1% Significance Level

Data Not Normal at 1% Significance Level

Assuming Normal Distribution

95% Normal UCL		**95% UCLs (Adjusted for Skewness)**	
95% Student's-t UCL	98.89	95% Adjusted-CLT UCL (Chen-1995)	101.2
		95% Modified-t UCL (Johnson-1978)	99.38

Gamma GOF Test

A-D Test Statistic	0.323	**Anderson-Darling Gamma GOF Test**
5% A-D Critical Value	0.763	Detected data appear Gamma Distributed at 5% Significance Level
K-S Test Statistic	0.105	**Kolmogorov-Smirnov Gamma GOF Test**
5% K-S Critical Value	0.178	Detected data appear Gamma Distributed at 5% Significance Level

Detected data appear Gamma Distributed at 5% Significance Level

Gamma Statistics

k hat (MLE)	1.439	k star (bias corrected MLE)	1.293
Theta hat (MLE)	53.02	Theta star (bias corrected MLE)	59.01
nu hat (MLE)	71.95	nu star (bias corrected)	64.65
MLE Mean (bias corrected)	76.3	MLE Sd (bias corrected)	67.1
		Approximate Chi Square Value (0.05)	47.15
Adjusted Level of Significance	0.0395	Adjusted Chi Square Value	46.13

Assuming Gamma Distribution

95% Approximate Gamma UCL	104.6	95% Adjusted Gamma UCL	106.9

Lognormal GOF Test

Shapiro Wilk Test Statistic	0.965	**Shapiro Wilk Lognormal GOF Test**
10% Shapiro Wilk Critical Value	0.931	Data appear Lognormal at 10% Significance Level
Lilliefors Test Statistic	0.0751	**Lilliefors Lognormal GOF Test**
10% Lilliefors Critical Value	0.159	Data appear Lognormal at 10% Significance Level

Data appear Lognormal at 10% Significance Level

Lognormal Statistics

Minimum of Logged Data	2.14	Mean of logged Data	3.949
Maximum of Logged Data	5.407	SD of logged Data	0.944

Assuming Lognormal Distribution

95% H-UCL	129.1	90% Chebyshev (MVUE) UCL	129.3
95% Chebyshev (MVUE) UCL	152.1	97.5% Chebyshev (MVUE) UCL	183.7
99% Chebyshev (MVUE) UCL	245.8		

Nonparametric Distribution Free UCL Statistics

Data appear to follow a Discernible Distribution

Nonparametric Distribution Free UCLs

95% CLT UCL	98.01	95% BCA Bootstrap UCL	100.7
95% Standard Bootstrap UCL	97.36	95% Bootstrap-t UCL	104.4
95% Hall's Bootstrap UCL	100.4	95% Percentile Bootstrap UCL	98.08
90% Chebyshev(Mean, Sd) UCL	115.9	95% Chebyshev(Mean, Sd) UCL	133.8
97.5% Chebyshev(Mean, Sd) UCL	158.7	99% Chebyshev(Mean, Sd) UCL	207.7

Suggested UCL to Use

95% Adjusted Gamma UCL	106.9

Note: Suggestions regarding the selection of a 95% UCL are provided to help the user to select the most appropriate 95% UCL.
Recommendations are based upon data size, data distribution, and skewness using results from simulation studies.
However, simulations results will not cover all Real World data sets; for additional insight the user may want to consult a statistician.

White croaker_Breakwater Zone

General Statistics

Total Number of Observations	30	Number of Distinct Observations	29
		Number of Missing Observations	0
Minimum	42.9	Mean	110.2
Maximum	289	Median	98.15
SD	52.92	Std. Error of Mean	9.662
Coefficient of Variation	0.48	Skewness	1.476

Normal GOF Test

Shapiro Wilk Test Statistic	0.884	**Shapiro Wilk GOF Test**
1% Shapiro Wilk Critical Value	0.9	Data Not Normal at 1% Significance Level
Lilliefors Test Statistic	0.13	**Lilliefors GOF Test**
1% Lilliefors Critical Value	0.185	Data appear Normal at 1% Significance Level

Data appear Approximate Normal at 1% Significance Level

Assuming Normal Distribution

95% Normal UCL		**95% UCLs (Adjusted for Skewness)**	
95% Student's-t UCL	126.6	95% Adjusted-CLT UCL (Chen-1995)	128.8
		95% Modified-t UCL (Johnson-1978)	127

Gamma GOF Test

A-D Test Statistic	0.383	**Anderson-Darling Gamma GOF Test**
5% A-D Critical Value	0.746	Detected data appear Gamma Distributed at 5% Significance Level
K-S Test Statistic	0.125	**Kolmogorov-Smirnov Gamma GOF Test**
5% K-S Critical Value	0.16	Detected data appear Gamma Distributed at 5% Significance Level

Detected data appear Gamma Distributed at 5% Significance Level

Gamma Statistics

k hat (MLE)	5.269	k star (bias corrected MLE)	4.764
Theta hat (MLE)	20.91	Theta star (bias corrected MLE)	23.12
nu hat (MLE)	316.1	nu star (bias corrected)	285.9
MLE Mean (bias corrected)	110.2	MLE Sd (bias corrected)	50.47
		Approximate Chi Square Value (0.05)	247.7
Adjusted Level of Significance	0.041	Adjusted Chi Square Value	245.7

Assuming Gamma Distribution

95% Approximate Gamma UCL	127.1	95% Adjusted Gamma UCL	128.2

Lognormal GOF Test

Shapiro Wilk Test Statistic	0.979	**Shapiro Wilk Lognormal GOF Test**
10% Shapiro Wilk Critical Value	0.939	Data appear Lognormal at 10% Significance Level
Lilliefors Test Statistic	0.111	**Lilliefors Lognormal GOF Test**
10% Lilliefors Critical Value	0.146	Data appear Lognormal at 10% Significance Level

Data appear Lognormal at 10% Significance Level

Lognormal Statistics

Minimum of Logged Data	3.759	Mean of logged Data	4.604
Maximum of Logged Data	5.666	SD of logged Data	0.443

Assuming Lognormal Distribution

95% H-UCL	128.9	90% Chebyshev (MVUE) UCL	137.4
95% Chebyshev (MVUE) UCL	149.8	97.5% Chebyshev (MVUE) UCL	167.2
99% Chebyshev (MVUE) UCL	201.2		

Nonparametric Distribution Free UCL Statistics

Data appear to follow a Discernible Distribution

Nonparametric Distribution Free UCLs

95% CLT UCL	126.1	95% BCA Bootstrap UCL	128.9
95% Standard Bootstrap UCL	126	95% Bootstrap-t UCL	131.1
95% Hall's Bootstrap UCL	134	95% Percentile Bootstrap UCL	126.9
90% Chebyshev(Mean, Sd) UCL	139.1	95% Chebyshev(Mean, Sd) UCL	152.3
97.5% Chebyshev(Mean, Sd) UCL	170.5	99% Chebyshev(Mean, Sd) UCL	206.3

Suggested UCL to Use

95% Student's-t UCL 126.6

When a data set follows an approximate distribution passing only one of the GOF tests,
it is suggested to use a UCL based upon a distribution passing both GOF tests in ProUCL

Note: Suggestions regarding the selection of a 95% UCL are provided to help the user to select the most appropriate 95% UCL.
Recommendations are based upon data size, data distribution, and skewness using results from simulation studies.
However, simulations results will not cover all Real World data sets; for additional insight the user may want to consult a statistician.

White croaker_Redondo Flats

General Statistics

Total Number of Observations	30	Number of Distinct Observations	29
		Number of Missing Observations	0
Minimum	2.45	Mean	16.42
Maximum	48.2	Median	15.05
SD	11.57	Std. Error of Mean	2.112
Coefficient of Variation	0.704	Skewness	1.107

Normal GOF Test

Shapiro Wilk Test Statistic	0.887	**Shapiro Wilk GOF Test**	
1% Shapiro Wilk Critical Value	0.9	Data Not Normal at 1% Significance Level	
Lilliefors Test Statistic	0.172	**Lilliefors GOF Test**	
1% Lilliefors Critical Value	0.185	Data appear Normal at 1% Significance Level	

Data appear Approximate Normal at 1% Significance Level

Assuming Normal Distribution

95% Normal UCL		**95% UCLs (Adjusted for Skewness)**	
95% Student's-t UCL	20.01	95% Adjusted-CLT UCL (Chen-1995)	20.35
		95% Modified-t UCL (Johnson-1978)	20.08

Gamma GOF Test

A-D Test Statistic	0.365	**Anderson-Darling Gamma GOF Test**	
5% A-D Critical Value	0.757	Detected data appear Gamma Distributed at 5% Significance Level	
K-S Test Statistic	0.123	**Kolmogorov-Smirnov Gamma GOF Test**	
5% K-S Critical Value	0.162	Detected data appear Gamma Distributed at 5% Significance Level	

Detected data appear Gamma Distributed at 5% Significance Level

Gamma Statistics

k hat (MLE)	2.194	k star (bias corrected MLE)	1.997

Theta hat (MLE)	7.483	Theta star (bias corrected MLE)	8.221
nu hat (MLE)	131.7	nu star (bias corrected)	119.8
MLE Mean (bias corrected)	16.42	MLE Sd (bias corrected)	11.62
		Approximate Chi Square Value (0.05)	95.56
Adjusted Level of Significance	0.041	Adjusted Chi Square Value	94.31

Assuming Gamma Distribution

95% Approximate Gamma UCL	20.59	95% Adjusted Gamma UCL	20.86

Lognormal GOF Test

Shapiro Wilk Test Statistic	0.975	**Shapiro Wilk Lognormal GOF Test**
10% Shapiro Wilk Critical Value	0.939	Data appear Lognormal at 10% Significance Level
Lilliefors Test Statistic	0.106	**Lilliefors Lognormal GOF Test**
10% Lilliefors Critical Value	0.146	Data appear Lognormal at 10% Significance Level

Data appear Lognormal at 10% Significance Level

Lognormal Statistics

Minimum of Logged Data	0.896	Mean of logged Data	2.554
Maximum of Logged Data	3.875	SD of logged Data	0.735

Assuming Lognormal Distribution

95% H-UCL	22.66	90% Chebyshev (MVUE) UCL	23.96
95% Chebyshev (MVUE) UCL	27.27	97.5% Chebyshev (MVUE) UCL	31.86
99% Chebyshev (MVUE) UCL	40.89		

Nonparametric Distribution Free UCL Statistics

Data appear to follow a Discernible Distribution

Nonparametric Distribution Free UCLs

95% CLT UCL	19.89	95% BCA Bootstrap UCL	20.32
95% Standard Bootstrap UCL	19.86	95% Bootstrap-t UCL	20.51
95% Hall's Bootstrap UCL	20.34	95% Percentile Bootstrap UCL	19.9
90% Chebyshev(Mean, Sd) UCL	22.76	95% Chebyshev(Mean, Sd) UCL	25.63
97.5% Chebyshev(Mean, Sd) UCL	29.61	99% Chebyshev(Mean, Sd) UCL	37.43

Suggested UCL to Use

95% Student's-t UCL	20.01

When a data set follows an approximate distribution passing only one of the GOF tests,
it is suggested to use a UCL based upon a distribution passing both GOF tests in ProUCL

Note: Suggestions regarding the selection of a 95% UCL are provided to help the user to select the most appropriate 95% UCL.
Recommendations are based upon data size, data distribution, and skewness using results from simulation studies.
However, simulations results will not cover all Real World data sets; for additional insight the user may want to consult a statistician.

White croaker_Zone 1

General Statistics

Total Number of Observations	30	Number of Distinct Observations	28
		Number of Missing Observations	0
Minimum	212	Mean	1350
Maximum	8720	Median	1030
SD	1501	Std. Error of Mean	274
Coefficient of Variation	1.111	Skewness	4.331

Normal GOF Test

Shapiro Wilk Test Statistic	0.522	**Shapiro Wilk GOF Test**

1% Shapiro Wilk Critical Value	0.9	Data Not Normal at 1% Significance Level	
Lilliefors Test Statistic	0.269	**Lilliefors GOF Test**	
1% Lilliefors Critical Value	0.185	Data Not Normal at 1% Significance Level	

Data Not Normal at 1% Significance Level

Assuming Normal Distribution

95% Normal UCL		**95% UCLs (Adjusted for Skewness)**	
95% Student's-t UCL	1816	95% Adjusted-CLT UCL (Chen-1995)	2033
		95% Modified-t UCL (Johnson-1978)	1852

Gamma GOF Test

A-D Test Statistic	1.113	**Anderson-Darling Gamma GOF Test**	
5% A-D Critical Value	0.759	Data Not Gamma Distributed at 5% Significance Level	
K-S Test Statistic	0.175	**Kolmogorov-Smirnov Gamma GOF Test**	
5% K-S Critical Value	0.162	Data Not Gamma Distributed at 5% Significance Level	

Data Not Gamma Distributed at 5% Significance Level

Gamma Statistics

k hat (MLE)	1.922	k star (bias corrected MLE)	1.752
Theta hat (MLE)	702.6	Theta star (bias corrected MLE)	770.8
nu hat (MLE)	115.3	nu star (bias corrected)	105.1
MLE Mean (bias corrected)	1350	MLE Sd (bias corrected)	1020
		Approximate Chi Square Value (0.05)	82.46
Adjusted Level of Significance	0.041	Adjusted Chi Square Value	81.3

Assuming Gamma Distribution

95% Approximate Gamma UCL	1721	95% Adjusted Gamma UCL	1746

Lognormal GOF Test

Shapiro Wilk Test Statistic	0.948	**Shapiro Wilk Lognormal GOF Test**	
10% Shapiro Wilk Critical Value	0.939	Data appear Lognormal at 10% Significance Level	
Lilliefors Test Statistic	0.116	**Lilliefors Lognormal GOF Test**	
10% Lilliefors Critical Value	0.146	Data appear Lognormal at 10% Significance Level	

Data appear Lognormal at 10% Significance Level

Lognormal Statistics

Minimum of Logged Data	5.357	Mean of logged Data	6.926
Maximum of Logged Data	9.073	SD of logged Data	0.707

Assuming Lognormal Distribution

95% H-UCL	1732	90% Chebyshev (MVUE) UCL	1837
95% Chebyshev (MVUE) UCL	2083	97.5% Chebyshev (MVUE) UCL	2424
99% Chebyshev (MVUE) UCL	3094		

Nonparametric Distribution Free UCL Statistics

Data appear to follow a Discernible Distribution

Nonparametric Distribution Free UCLs

95% CLT UCL	1801	95% BCA Bootstrap UCL	2132
95% Standard Bootstrap UCL	1796	95% Bootstrap-t UCL	2467
95% Hall's Bootstrap UCL	3616	95% Percentile Bootstrap UCL	1859
90% Chebyshev(Mean, Sd) UCL	2172	95% Chebyshev(Mean, Sd) UCL	2545
97.5% Chebyshev(Mean, Sd) UCL	3061	99% Chebyshev(Mean, Sd) UCL	4077

Suggested UCL to Use

95% H-UCL	1732

The calculated UCLs are based on assumptions that the data were collected in a random and unbiased manner.

Please verify the data were collected from random locations.
If the data were collected using judgmental or other non-random methods,
then contact a statistician to correctly calculate UCLs.

Note: Suggestions regarding the selection of a 95% UCL are provided to help the user to select the most appropriate 95% UCL.
Recommendations are based upon data size, data distribution, and skewness using results from simulation studies.
However, simulations results will not cover all Real World data sets; for additional insight the user may want to consult a statistician.

White croaker_Zone 2

General Statistics

Total Number of Observations	10	Number of Distinct Observations	10
		Number of Missing Observations	0
Minimum	214	Mean	1205
Maximum	5390	Median	494
SD	1604	Std. Error of Mean	507.3
Coefficient of Variation	1.331	Skewness	2.368

Normal GOF Test

Shapiro Wilk Test Statistic	0.659	**Shapiro Wilk GOF Test**
1% Shapiro Wilk Critical Value	0.781	Data Not Normal at 1% Significance Level
Lilliefors Test Statistic	0.334	**Lilliefors GOF Test**
1% Lilliefors Critical Value	0.304	Data Not Normal at 1% Significance Level

Data Not Normal at 1% Significance Level

Assuming Normal Distribution

95% Normal UCL		**95% UCLs (Adjusted for Skewness)**	
95% Student's-t UCL	2135	95% Adjusted-CLT UCL (Chen-1995)	2446
		95% Modified-t UCL (Johnson-1978)	2199

Gamma GOF Test

A-D Test Statistic	0.761	**Anderson-Darling Gamma GOF Test**
5% A-D Critical Value	0.748	Data Not Gamma Distributed at 5% Significance Level
K-S Test Statistic	0.284	**Kolmogorov-Smirnov Gamma GOF Test**
5% K-S Critical Value	0.274	Data Not Gamma Distributed at 5% Significance Level

Data Not Gamma Distributed at 5% Significance Level

Gamma Statistics

k hat (MLE)	1.024	k star (bias corrected MLE)	0.784
Theta hat (MLE)	1177	Theta star (bias corrected MLE)	1538
nu hat (MLE)	20.48	nu star (bias corrected)	15.67
MLE Mean (bias corrected)	1205	MLE Sd (bias corrected)	1362
		Approximate Chi Square Value (0.05)	7.731
Adjusted Level of Significance	0.0267	Adjusted Chi Square Value	6.784

Assuming Gamma Distribution

95% Approximate Gamma UCL	2444	95% Adjusted Gamma UCL	2785

Lognormal GOF Test

Shapiro Wilk Test Statistic	0.906	**Shapiro Wilk Lognormal GOF Test**
10% Shapiro Wilk Critical Value	0.869	Data appear Lognormal at 10% Significance Level
Lilliefors Test Statistic	0.217	**Lilliefors Lognormal GOF Test**
10% Lilliefors Critical Value	0.241	Data appear Lognormal at 10% Significance Level

Data appear Lognormal at 10% Significance Level

Lognormal Statistics

Minimum of Logged Data	5.366	Mean of logged Data	6.533

Maximum of Logged Data	8.592	SD of logged Data	1.036

Assuming Lognormal Distribution

95% H-UCL	3518	90% Chebyshev (MVUE) UCL	2219
95% Chebyshev (MVUE) UCL	2730	97.5% Chebyshev (MVUE) UCL	3439
99% Chebyshev (MVUE) UCL	4830		

Nonparametric Distribution Free UCL Statistics

Data appear to follow a Discernible Distribution

Nonparametric Distribution Free UCLs

95% CLT UCL	2040	95% BCA Bootstrap UCL	2425
95% Standard Bootstrap UCL	2013	95% Bootstrap-t UCL	3864
95% Hall's Bootstrap UCL	4736	95% Percentile Bootstrap UCL	2109
90% Chebyshev(Mean, Sd) UCL	2727	95% Chebyshev(Mean, Sd) UCL	3417
97.5% Chebyshev(Mean, Sd) UCL	4374	99% Chebyshev(Mean, Sd) UCL	6253

Suggested UCL to Use

95% H-UCL	3518

The calculated UCLs are based on assumptions that the data were collected in a random and unbiased manner.
Please verify the data were collected from random locations.
If the data were collected using judgmental or other non-random methods,
then contact a statistician to correctly calculate UCLs.

Note: Suggestions regarding the selection of a 95% UCL are provided to help the user to select the most appropriate 95% UCL.
Recommendations are based upon data size, data distribution, and skewness using results from simulation studies.
However, simulations results will not cover all Real World data sets; for additional insight the user may want to consult a statistician.

White croaker_Zone 3

General Statistics

Total Number of Observations	30	Number of Distinct Observations	30
		Number of Missing Observations	0
Minimum	55	Mean	413.9
Maximum	1400	Median	355
SD	314.1	Std. Error of Mean	57.34
Coefficient of Variation	0.759	Skewness	1.477

Normal GOF Test

Shapiro Wilk Test Statistic	0.87	**Shapiro Wilk GOF Test**	
1% Shapiro Wilk Critical Value	0.9	Data Not Normal at 1% Significance Level	
Lilliefors Test Statistic	0.196	**Lilliefors GOF Test**	
1% Lilliefors Critical Value	0.185	Data Not Normal at 1% Significance Level	

Data Not Normal at 1% Significance Level

Assuming Normal Distribution

95% Normal UCL		**95% UCLs (Adjusted for Skewness)**	
95% Student's-t UCL	511.3	95% Adjusted-CLT UCL (Chen-1995)	524.7
		95% Modified-t UCL (Johnson-1978)	513.9

Gamma GOF Test

A-D Test Statistic	0.18	**Anderson-Darling Gamma GOF Test**	
5% A-D Critical Value	0.759	Detected data appear Gamma Distributed at 5% Significance Level	
K-S Test Statistic	0.102	**Kolmogorov-Smirnov Gamma GOF Test**	
5% K-S Critical Value	0.162	Detected data appear Gamma Distributed at 5% Significance Level	

Detected data appear Gamma Distributed at 5% Significance Level

Gamma Statistics

k hat (MLE)	1.944	k star (bias corrected MLE)	1.772
Theta hat (MLE)	212.9	Theta star (bias corrected MLE)	233.6
nu hat (MLE)	116.6	nu star (bias corrected)	106.3
MLE Mean (bias corrected)	413.9	MLE Sd (bias corrected)	310.9
		Approximate Chi Square Value (0.05)	83.51
Adjusted Level of Significance	0.041	Adjusted Chi Square Value	82.35

Assuming Gamma Distribution

95% Approximate Gamma UCL	526.8	95% Adjusted Gamma UCL	534.3

Lognormal GOF Test

Shapiro Wilk Test Statistic	0.979	**Shapiro Wilk Lognormal GOF Test**	
10% Shapiro Wilk Critical Value	0.939	Data appear Lognormal at 10% Significance Level	
Lilliefors Test Statistic	0.106	**Lilliefors Lognormal GOF Test**	
10% Lilliefors Critical Value	0.146	Data appear Lognormal at 10% Significance Level	

Data appear Lognormal at 10% Significance Level

Lognormal Statistics

Minimum of Logged Data	4.007	Mean of logged Data	5.747
Maximum of Logged Data	7.244	SD of logged Data	0.798

Assuming Lognormal Distribution

95% H-UCL	599.7	90% Chebyshev (MVUE) UCL	629.2
95% Chebyshev (MVUE) UCL	721.9	97.5% Chebyshev (MVUE) UCL	850.5
99% Chebyshev (MVUE) UCL	1103		

Nonparametric Distribution Free UCL Statistics

Data appear to follow a Discernible Distribution

Nonparametric Distribution Free UCLs

95% CLT UCL	508.2	95% BCA Bootstrap UCL	523.7
95% Standard Bootstrap UCL	508.6	95% Bootstrap-t UCL	534
95% Hall's Bootstrap UCL	536	95% Percentile Bootstrap UCL	517.8
90% Chebyshev(Mean, Sd) UCL	585.9	95% Chebyshev(Mean, Sd) UCL	663.8
97.5% Chebyshev(Mean, Sd) UCL	772	99% Chebyshev(Mean, Sd) UCL	984.4

Suggested UCL to Use

95% Adjusted Gamma UCL	534.3

Note: Suggestions regarding the selection of a 95% UCL are provided to help the user to select the most appropriate 95% UCL.
Recommendations are based upon data size, data distribution, and skewness using results from simulation studies.
However, simulations results will not cover all Real World data sets; for additional insight the user may want to consult a statistician.

UCL Statistics for Uncensored Full Data Sets

User Selected Options	
Date/Time of Computation	ProUCL 5.2 2/23/2024 3:03:23 PM
From File	PVS_Fish_MNR_ProUCL_2024_a.xls
Full Precision	OFF
Confidence Coefficient	95%
Number of Bootstrap Operations	2000

Barred sand bass_Breakwater Zone

General Statistics

Total Number of Observations	30	Number of Distinct Observations	29
		Number of Missing Observations	0
Minimum	6.24	Mean	55.21
Maximum	248	Median	42.6
SD	51.2	Std. Error of Mean	9.347
Coefficient of Variation	0.927	Skewness	2.225

Normal GOF Test

Shapiro Wilk Test Statistic	0.771	**Shapiro Wilk GOF Test**
1% Shapiro Wilk Critical Value	0.9	Data Not Normal at 1% Significance Level
Lilliefors Test Statistic	0.23	**Lilliefors GOF Test**
1% Lilliefors Critical Value	0.185	Data Not Normal at 1% Significance Level

Data Not Normal at 1% Significance Level

Assuming Normal Distribution

95% Normal UCL		**95% UCLs (Adjusted for Skewness)**	
95% Student's-t UCL	71.09	95% Adjusted-CLT UCL (Chen-1995)	74.64
		95% Modified-t UCL (Johnson-1978)	71.72

Gamma GOF Test

A-D Test Statistic	0.517	**Anderson-Darling Gamma GOF Test**
5% A-D Critical Value	0.762	Detected data appear Gamma Distributed at 5% Significance Level
K-S Test Statistic	0.127	**Kolmogorov-Smirnov Gamma GOF Test**
5% K-S Critical Value	0.163	Detected data appear Gamma Distributed at 5% Significance Level

Detected data appear Gamma Distributed at 5% Significance Level

Gamma Statistics

k hat (MLE)	1.664	k star (bias corrected MLE)	1.52
Theta hat (MLE)	33.18	Theta star (bias corrected MLE)	36.33
nu hat (MLE)	99.83	nu star (bias corrected)	91.18
MLE Mean (bias corrected)	55.21	MLE Sd (bias corrected)	44.78
		Approximate Chi Square Value (0.05)	70.16
Adjusted Level of Significance	0.041	Adjusted Chi Square Value	69.1

Assuming Gamma Distribution

95% Approximate Gamma UCL	71.75	95% Adjusted Gamma UCL	72.85

Lognormal GOF Test

Shapiro Wilk Test Statistic	0.988	**Shapiro Wilk Lognormal GOF Test**
10% Shapiro Wilk Critical Value	0.939	Data appear Lognormal at 10% Significance Level

Lilliefors Test Statistic	0.0933	**Lilliefors Lognormal GOF Test**	
10% Lilliefors Critical Value	0.146	Data appear Lognormal at 10% Significance Level	

Data appear Lognormal at 10% Significance Level

Lognormal Statistics

Minimum of Logged Data	1.831	Mean of logged Data	3.681
Maximum of Logged Data	5.513	SD of logged Data	0.821

Assuming Lognormal Distribution

95% H-UCL	78.57	90% Chebyshev (MVUE) UCL	82.14
95% Chebyshev (MVUE) UCL	94.52	97.5% Chebyshev (MVUE) UCL	111.7
99% Chebyshev (MVUE) UCL	145.4		

Nonparametric Distribution Free UCL Statistics

Data appear to follow a Discernible Distribution

Nonparametric Distribution Free UCLs

95% CLT UCL	70.58	95% BCA Bootstrap UCL	74.85
95% Standard Bootstrap UCL	70.45	95% Bootstrap-t UCL	80.19
95% Hall's Bootstrap UCL	85.46	95% Percentile Bootstrap UCL	71.21
90% Chebyshev(Mean, Sd) UCL	83.25	95% Chebyshev(Mean, Sd) UCL	95.95
97.5% Chebyshev(Mean, Sd) UCL	113.6	99% Chebyshev(Mean, Sd) UCL	148.2

Suggested UCL to Use

95% Adjusted Gamma UCL	72.85

Note: Suggestions regarding the selection of a 95% UCL are provided to help the user to select the most appropriate 95% UCL.
Recommendations are based upon data size, data distribution, and skewness using results from simulation studies.
However, simulations results will not cover all Real World data sets; for additional insight the user may want to consult a statistician.

Barred sand bass_Huntington Flats

General Statistics

Total Number of Observations	30	Number of Distinct Observations	30
		Number of Missing Observations	0
Minimum	6.39	Mean	50.48
Maximum	218	Median	31.15
SD	52.11	Std. Error of Mean	9.513
Coefficient of Variation	1.032	Skewness	1.914

Normal GOF Test

Shapiro Wilk Test Statistic	0.75	**Shapiro Wilk GOF Test**	
1% Shapiro Wilk Critical Value	0.9	Data Not Normal at 1% Significance Level	
Lilliefors Test Statistic	0.281	**Lilliefors GOF Test**	
1% Lilliefors Critical Value	0.185	Data Not Normal at 1% Significance Level	

Data Not Normal at 1% Significance Level

Assuming Normal Distribution

95% Normal UCL		**95% UCLs (Adjusted for Skewness)**	
95% Student's-t UCL	66.65	95% Adjusted-CLT UCL (Chen-1995)	69.68
		95% Modified-t UCL (Johnson-1978)	67.2

Gamma GOF Test

A-D Test Statistic	0.835	**Anderson-Darling Gamma GOF Test**
5% A-D Critical Value	0.767	Data Not Gamma Distributed at 5% Significance Level
K-S Test Statistic	0.176	**Kolmogorov-Smirnov Gamma GOF Test**
5% K-S Critical Value	0.164	Data Not Gamma Distributed at 5% Significance Level

Data Not Gamma Distributed at 5% Significance Level

Gamma Statistics

k hat (MLE)	1.333	k star (bias corrected MLE)	1.222
Theta hat (MLE)	37.87	Theta star (bias corrected MLE)	41.31
nu hat (MLE)	79.98	nu star (bias corrected)	73.32
MLE Mean (bias corrected)	50.48	MLE Sd (bias corrected)	45.67
		Approximate Chi Square Value (0.05)	54.6
Adjusted Level of Significance	0.041	Adjusted Chi Square Value	53.67

Assuming Gamma Distribution

95% Approximate Gamma UCL	67.79	95% Adjusted Gamma UCL	68.97

Lognormal GOF Test

Shapiro Wilk Test Statistic	0.969	**Shapiro Wilk Lognormal GOF Test**
10% Shapiro Wilk Critical Value	0.939	Data appear Lognormal at 10% Significance Level
Lilliefors Test Statistic	0.112	**Lilliefors Lognormal GOF Test**
10% Lilliefors Critical Value	0.146	Data appear Lognormal at 10% Significance Level

Data appear Lognormal at 10% Significance Level

Lognormal Statistics

Minimum of Logged Data	1.855	Mean of logged Data	3.502
Maximum of Logged Data	5.384	SD of logged Data	0.922

Assuming Lognormal Distribution

95% H-UCL	76.36	90% Chebyshev (MVUE) UCL	78.24
95% Chebyshev (MVUE) UCL	91.13	97.5% Chebyshev (MVUE) UCL	109
99% Chebyshev (MVUE) UCL	144.2		

Nonparametric Distribution Free UCL Statistics

Data appear to follow a Discernible Distribution

Nonparametric Distribution Free UCLs

95% CLT UCL	66.13	95% BCA Bootstrap UCL	70.58
95% Standard Bootstrap UCL	65.91	95% Bootstrap-t UCL	73.84
95% Hall's Bootstrap UCL	72.64	95% Percentile Bootstrap UCL	66.87
90% Chebyshev(Mean, Sd) UCL	79.02	95% Chebyshev(Mean, Sd) UCL	91.95
97.5% Chebyshev(Mean, Sd) UCL	109.9	99% Chebyshev(Mean, Sd) UCL	145.1

Suggested UCL to Use

95% H-UCL	76.36

The calculated UCLs are based on assumptions that the data were collected in a random and unbiased manner.

Please verify the data were collected from random locations.

If the data were collected using judgmental or other non-random methods,

then contact a statistician to correctly calculate UCLs.

Note: Suggestions regarding the selection of a 95% UCL are provided to help the user to select the most appropriate 95% UCL.

Recommendations are based upon data size, data distribution, and skewness using results from simulation studies.
However, simulations results will not cover all Real World data sets; for additional insight the user may want to consult a statistician.

Barred sand bass_Redondo Flats

General Statistics

Total Number of Observations	30	Number of Distinct Observations	30
		Number of Missing Observations	0
Minimum	9.45	Mean	69.74
Maximum	480	Median	50.4
SD	86.08	Std. Error of Mean	15.72
Coefficient of Variation	1.234	Skewness	4.028

Normal GOF Test

Shapiro Wilk Test Statistic	0.55	**Shapiro Wilk GOF Test**
1% Shapiro Wilk Critical Value	0.9	Data Not Normal at 1% Significance Level
Lilliefors Test Statistic	0.271	**Lilliefors GOF Test**
1% Lilliefors Critical Value	0.185	Data Not Normal at 1% Significance Level

Data Not Normal at 1% Significance Level

Assuming Normal Distribution

95% Normal UCL		**95% UCLs (Adjusted for Skewness)**	
95% Student's-t UCL	96.45	95% Adjusted-CLT UCL (Chen-1995)	107.9
		95% Modified-t UCL (Johnson-1978)	98.37

Gamma GOF Test

A-D Test Statistic	0.945	**Anderson-Darling Gamma GOF Test**
5% A-D Critical Value	0.763	Data Not Gamma Distributed at 5% Significance Level
K-S Test Statistic	0.169	**Kolmogorov-Smirnov Gamma GOF Test**
5% K-S Critical Value	0.163	Data Not Gamma Distributed at 5% Significance Level

Data Not Gamma Distributed at 5% Significance Level

Gamma Statistics

k hat (MLE)	1.508	k star (bias corrected MLE)	1.379
Theta hat (MLE)	46.26	Theta star (bias corrected MLE)	50.57
nu hat (MLE)	90.47	nu star (bias corrected)	82.75
MLE Mean (bias corrected)	69.74	MLE Sd (bias corrected)	59.39
		Approximate Chi Square Value (0.05)	62.79
Adjusted Level of Significance	0.041	Adjusted Chi Square Value	61.79

Assuming Gamma Distribution

95% Approximate Gamma UCL	91.92	95% Adjusted Gamma UCL	93.41

Lognormal GOF Test

Shapiro Wilk Test Statistic	0.971	**Shapiro Wilk Lognormal GOF Test**
10% Shapiro Wilk Critical Value	0.939	Data appear Lognormal at 10% Significance Level
Lilliefors Test Statistic	0.122	**Lilliefors Lognormal GOF Test**
10% Lilliefors Critical Value	0.146	Data appear Lognormal at 10% Significance Level

Data appear Lognormal at 10% Significance Level

Lognormal Statistics

Minimum of Logged Data	2.246	Mean of logged Data	3.878

Maximum of Logged Data	6.174	SD of logged Data	0.813

Assuming Lognormal Distribution

95% H-UCL	94.45	90% Chebyshev (MVUE) UCL	98.89
95% Chebyshev (MVUE) UCL	113.7	97.5% Chebyshev (MVUE) UCL	134.2
99% Chebyshev (MVUE) UCL	174.4		

Nonparametric Distribution Free UCL Statistics

Data appear to follow a Discernible Distribution

Nonparametric Distribution Free UCLs

95% CLT UCL	95.59	95% BCA Bootstrap UCL	116.4
95% Standard Bootstrap UCL	95.35	95% Bootstrap-t UCL	134.2
95% Hall's Bootstrap UCL	205.3	95% Percentile Bootstrap UCL	97.17
90% Chebyshev(Mean, Sd) UCL	116.9	95% Chebyshev(Mean, Sd) UCL	138.2
97.5% Chebyshev(Mean, Sd) UCL	167.9	99% Chebyshev(Mean, Sd) UCL	226.1

Suggested UCL to Use

95% H-UCL 94.45

The calculated UCLs are based on assumptions that the data were collected in a random and unbiased manner.
Please verify the data were collected from random locations.
If the data were collected using judgmental or other non-random methods,
then contact a statistician to correctly calculate UCLs.

Note: Suggestions regarding the selection of a 95% UCL are provided to help the user to select the most appropriate 95% UCL.
Recommendations are based upon data size, data distribution, and skewness using results from simulation studies.
However, simulations results will not cover all Real World data sets; for additional insight the user may want to consult a statistician.

Barred sand bass_Zone 1

General Statistics

Total Number of Observations	30	Number of Distinct Observations	29
		Number of Missing Observations	0
Minimum	13.4	Mean	92.89
Maximum	326	Median	88.2
SD	68.21	Std. Error of Mean	12.45
Coefficient of Variation	0.734	Skewness	1.485

Normal GOF Test

Shapiro Wilk Test Statistic	0.88	**Shapiro Wilk GOF Test**	
1% Shapiro Wilk Critical Value	0.9	Data Not Normal at 1% Significance Level	
Lilliefors Test Statistic	0.162	**Lilliefors GOF Test**	
1% Lilliefors Critical Value	0.185	Data appear Normal at 1% Significance Level	

Data appear Approximate Normal at 1% Significance Level

Assuming Normal Distribution

95% Normal UCL		**95% UCLs (Adjusted for Skewness)**	
95% Student's-t UCL	114	95% Adjusted-CLT UCL (Chen-1995)	117
		95% Modified-t UCL (Johnson-1978)	114.6

Gamma GOF Test

A-D Test Statistic	0.343	**Anderson-Darling Gamma GOF Test**	
5% A-D Critical Value	0.759	Detected data appear Gamma Distributed at 5% Significance Level	
K-S Test Statistic	0.1	**Kolmogorov-Smirnov Gamma GOF Test**	
5% K-S Critical Value	0.162	Detected data appear Gamma Distributed at 5% Significance Level	

Detected data appear Gamma Distributed at 5% Significance Level

Gamma Statistics

k hat (MLE)	1.918	k star (bias corrected MLE)	1.748
Theta hat (MLE)	48.44	Theta star (bias corrected MLE)	53.14
nu hat (MLE)	115.1	nu star (bias corrected)	104.9
MLE Mean (bias corrected)	92.89	MLE Sd (bias corrected)	70.26
		Approximate Chi Square Value (0.05)	82.25
Adjusted Level of Significance	0.041	Adjusted Chi Square Value	81.1

Assuming Gamma Distribution

95% Approximate Gamma UCL	118.5	95% Adjusted Gamma UCL	120.1

Lognormal GOF Test

Shapiro Wilk Test Statistic	0.947	**Shapiro Wilk Lognormal GOF Test**	
10% Shapiro Wilk Critical Value	0.939	Data appear Lognormal at 10% Significance Level	
Lilliefors Test Statistic	0.148	**Lilliefors Lognormal GOF Test**	
10% Lilliefors Critical Value	0.146	Data Not Lognormal at 10% Significance Level	

Data appear Approximate Lognormal at 10% Significance Level

Lognormal Statistics

Minimum of Logged Data	2.595	Mean of logged Data	4.249
Maximum of Logged Data	5.787	SD of logged Data	0.822

Assuming Lognormal Distribution

95% H-UCL	138.7	90% Chebyshev (MVUE) UCL	145
95% Chebyshev (MVUE) UCL	166.9	97.5% Chebyshev (MVUE) UCL	197.3
99% Chebyshev (MVUE) UCL	256.9		

Nonparametric Distribution Free UCL Statistics

Data appear to follow a Discernible Distribution

Nonparametric Distribution Free UCLs

95% CLT UCL	113.4	95% BCA Bootstrap UCL	117.6
95% Standard Bootstrap UCL	112.9	95% Bootstrap-t UCL	118.2
95% Hall's Bootstrap UCL	121.7	95% Percentile Bootstrap UCL	114.1
90% Chebyshev(Mean, Sd) UCL	130.2	95% Chebyshev(Mean, Sd) UCL	147.2
97.5% Chebyshev(Mean, Sd) UCL	170.7	99% Chebyshev(Mean, Sd) UCL	216.8

Suggested UCL to Use

95% Student's-t UCL	114

When a data set follows an approximate distribution passing only one of the GOF tests,
it is suggested to use a UCL based upon a distribution passing both GOF tests in ProUCL

Note: Suggestions regarding the selection of a 95% UCL are provided to help the user to select the most appropriate 95% UCL.
Recommendations are based upon data size, data distribution, and skewness using results from simulation studies.
However, simulations results will not cover all Real World data sets; for additional insight the user may want to consult a statistician.

Barred sand bass_Zone 2

General Statistics

Total Number of Observations	10	Number of Distinct Observations	10
		Number of Missing Observations	0
Minimum	56.6	Mean	231.8
Maximum	1110	Median	112.5
SD	317.7	Std. Error of Mean	100.5
Coefficient of Variation	1.37	Skewness	2.849

Normal GOF Test

Shapiro Wilk Test Statistic	0.564	**Shapiro Wilk GOF Test**
1% Shapiro Wilk Critical Value	0.781	Data Not Normal at 1% Significance Level
Lilliefors Test Statistic	0.351	**Lilliefors GOF Test**
1% Lilliefors Critical Value	0.304	Data Not Normal at 1% Significance Level

Data Not Normal at 1% Significance Level

Assuming Normal Distribution

95% Normal UCL		**95% UCLs (Adjusted for Skewness)**	
95% Student's-t UCL	416	95% Adjusted-CLT UCL (Chen-1995)	493.8
		95% Modified-t UCL (Johnson-1978)	431.1

Gamma GOF Test

A-D Test Statistic	1.014	**Anderson-Darling Gamma GOF Test**
5% A-D Critical Value	0.744	Data Not Gamma Distributed at 5% Significance Level
K-S Test Statistic	0.269	**Kolmogorov-Smirnov Gamma GOF Test**
5% K-S Critical Value	0.273	Detected data appear Gamma Distributed at 5% Significance Level

Detected data follow Appr. Gamma Distribution at 5% Significance Level

Gamma Statistics

k hat (MLE)	1.226	k star (bias corrected MLE)	0.925
Theta hat (MLE)	189.1	Theta star (bias corrected MLE)	250.7
nu hat (MLE)	24.52	nu star (bias corrected)	18.49
MLE Mean (bias corrected)	231.8	MLE Sd (bias corrected)	241.1
		Approximate Chi Square Value (0.05)	9.749
Adjusted Level of Significance	0.0267	Adjusted Chi Square Value	8.666

Assuming Gamma Distribution

95% Approximate Gamma UCL	439.8	95% Adjusted Gamma UCL	494.7

Lognormal GOF Test

Shapiro Wilk Test Statistic	0.862	**Shapiro Wilk Lognormal GOF Test**
10% Shapiro Wilk Critical Value	0.869	Data Not Lognormal at 10% Significance Level
Lilliefors Test Statistic	0.207	**Lilliefors Lognormal GOF Test**
10% Lilliefors Critical Value	0.241	Data appear Lognormal at 10% Significance Level

Data appear Approximate Lognormal at 10% Significance Level

Lognormal Statistics

Minimum of Logged Data	4.036	Mean of logged Data	4.986
Maximum of Logged Data	7.012	SD of logged Data	0.877

Assuming Lognormal Distribution

95% H-UCL	495.3	90% Chebyshev (MVUE) UCL	382.1
95% Chebyshev (MVUE) UCL	462.5	97.5% Chebyshev (MVUE) UCL	574.1
99% Chebyshev (MVUE) UCL	793.2		

Nonparametric Distribution Free UCL Statistics

Data appear to follow a Discernible Distribution

Nonparametric Distribution Free UCLs

95% CLT UCL	397.1	95% BCA Bootstrap UCL	517.7
95% Standard Bootstrap UCL	388.4	95% Bootstrap-t UCL	890.9
95% Hall's Bootstrap UCL	931	95% Percentile Bootstrap UCL	414.9
90% Chebyshev(Mean, Sd) UCL	533.2	95% Chebyshev(Mean, Sd) UCL	669.7
97.5% Chebyshev(Mean, Sd) UCL	859.2	99% Chebyshev(Mean, Sd) UCL	1231

Suggested UCL to Use

95% Adjusted Gamma UCL 494.7

The calculated UCLs are based on assumptions that the data were collected in a random and unbiased manner.

Please verify the data were collected from random locations.

If the data were collected using judgmental or other non-random methods,

then contact a statistician to correctly calculate UCLs.

When a data set follows an approximate distribution passing only one of the GOF tests,

it is suggested to use a UCL based upon a distribution passing both GOF tests in ProUCL

Note: Suggestions regarding the selection of a 95% UCL are provided to help the user to select the most appropriate 95% UCL.

Recommendations are based upon data size, data distribution, and skewness using results from simulation studies.

However, simulations results will not cover all Real World data sets; for additional insight the user may want to consult a statistician.

Barred sand bass_Zone 3

General Statistics

Total Number of Observations	25	Number of Distinct Observations	25
		Number of Missing Observations	0
Minimum	9.23	Mean	83.46
Maximum	274	Median	54.6
SD	73.75	Std. Error of Mean	14.75
Coefficient of Variation	0.884	Skewness	1.271

Normal GOF Test

Shapiro Wilk Test Statistic	0.845	**Shapiro Wilk GOF Test**	
1% Shapiro Wilk Critical Value	0.886	Data Not Normal at 1% Significance Level	
Lilliefors Test Statistic	0.208	**Lilliefors GOF Test**	
1% Lilliefors Critical Value	0.201	Data Not Normal at 1% Significance Level	

Data Not Normal at 1% Significance Level

Assuming Normal Distribution

95% Normal UCL		**95% UCLs (Adjusted for Skewness)**	
95% Student's-t UCL	108.7	95% Adjusted-CLT UCL (Chen-1995)	111.7
		95% Modified-t UCL (Johnson-1978)	109.3

Gamma GOF Test

A-D Test Statistic	0.293	**Anderson-Darling Gamma GOF Test**
5% A-D Critical Value	0.763	Detected data appear Gamma Distributed at 5% Significance Level
K-S Test Statistic	0.102	**Kolmogorov-Smirnov Gamma GOF Test**
5% K-S Critical Value	0.178	Detected data appear Gamma Distributed at 5% Significance Level

Detected data appear Gamma Distributed at 5% Significance Level

Gamma Statistics

k hat (MLE)	1.423	k star (bias corrected MLE)	1.279
Theta hat (MLE)	58.64	Theta star (bias corrected MLE)	65.25
nu hat (MLE)	71.16	nu star (bias corrected)	63.96
MLE Mean (bias corrected)	83.46	MLE Sd (bias corrected)	73.79
		Approximate Chi Square Value (0.05)	46.56
Adjusted Level of Significance	0.0395	Adjusted Chi Square Value	45.55

Assuming Gamma Distribution

95% Approximate Gamma UCL	114.7	95% Adjusted Gamma UCL	117.2

Lognormal GOF Test

Shapiro Wilk Test Statistic	0.97	**Shapiro Wilk Lognormal GOF Test**
10% Shapiro Wilk Critical Value	0.931	Data appear Lognormal at 10% Significance Level
Lilliefors Test Statistic	0.078	**Lilliefors Lognormal GOF Test**
10% Lilliefors Critical Value	0.159	Data appear Lognormal at 10% Significance Level

Data appear Lognormal at 10% Significance Level

Lognormal Statistics

Minimum of Logged Data	2.222	Mean of logged Data	4.034
Maximum of Logged Data	5.613	SD of logged Data	0.948

Assuming Lognormal Distribution

95% H-UCL	141.6	90% Chebyshev (MVUE) UCL	141.6
95% Chebyshev (MVUE) UCL	166.6	97.5% Chebyshev (MVUE) UCL	201.3
99% Chebyshev (MVUE) UCL	269.5		

Nonparametric Distribution Free UCL Statistics

Data appear to follow a Discernible Distribution

Nonparametric Distribution Free UCLs

95% CLT UCL	107.7	95% BCA Bootstrap UCL	111.8
95% Standard Bootstrap UCL	107	95% Bootstrap-t UCL	115.4
95% Hall's Bootstrap UCL	112.2	95% Percentile Bootstrap UCL	107.9
90% Chebyshev(Mean, Sd) UCL	127.7	95% Chebyshev(Mean, Sd) UCL	147.8
97.5% Chebyshev(Mean, Sd) UCL	175.6	99% Chebyshev(Mean, Sd) UCL	230.2

Suggested UCL to Use

95% Adjusted Gamma UCL 117.2

Note: Suggestions regarding the selection of a 95% UCL are provided to help the user to select the most appropriate 95% UCL.
Recommendations are based upon data size, data distribution, and skewness using results from simulation studies.
However, simulations results will not cover all Real World data sets; for additional insight the user may want to consult a statistician.

White croaker_Breakwater Zone

General Statistics

Total Number of Observations	30	Number of Distinct Observations	29
		Number of Missing Observations	0
Minimum	45.5	Mean	116.8
Maximum	302	Median	104.5
SD	55.46	Std. Error of Mean	10.13
Coefficient of Variation	0.475	Skewness	1.426

Normal GOF Test

Shapiro Wilk Test Statistic	0.887	**Shapiro Wilk GOF Test**
1% Shapiro Wilk Critical Value	0.9	Data Not Normal at 1% Significance Level
Lilliefors Test Statistic	0.14	**Lilliefors GOF Test**
1% Lilliefors Critical Value	0.185	Data appear Normal at 1% Significance Level

Data appear Approximate Normal at 1% Significance Level

Assuming Normal Distribution

95% Normal UCL		**95% UCLs (Adjusted for Skewness)**	
95% Student's-t UCL	134	95% Adjusted-CLT UCL (Chen-1995)	136.3
		95% Modified-t UCL (Johnson-1978)	134.4

Gamma GOF Test

A-D Test Statistic	0.418	**Anderson-Darling Gamma GOF Test**
5% A-D Critical Value	0.746	Detected data appear Gamma Distributed at 5% Significance Level
K-S Test Statistic	0.128	**Kolmogorov-Smirnov Gamma GOF Test**
5% K-S Critical Value	0.16	Detected data appear Gamma Distributed at 5% Significance Level

Detected data appear Gamma Distributed at 5% Significance Level

Gamma Statistics

k hat (MLE)	5.353	k star (bias corrected MLE)	4.84
Theta hat (MLE)	21.82	Theta star (bias corrected MLE)	24.13
nu hat (MLE)	321.2	nu star (bias corrected)	290.4
MLE Mean (bias corrected)	116.8	MLE Sd (bias corrected)	53.09
		Approximate Chi Square Value (0.05)	251.9
Adjusted Level of Significance	0.041	Adjusted Chi Square Value	249.9

Assuming Gamma Distribution

95% Approximate Gamma UCL	134.6	95% Adjusted Gamma UCL	135.7

Lognormal GOF Test

Shapiro Wilk Test Statistic	0.978	**Shapiro Wilk Lognormal GOF Test**
10% Shapiro Wilk Critical Value	0.939	Data appear Lognormal at 10% Significance Level
Lilliefors Test Statistic	0.114	**Lilliefors Lognormal GOF Test**
10% Lilliefors Critical Value	0.146	Data appear Lognormal at 10% Significance Level

Data appear Lognormal at 10% Significance Level

Lognormal Statistics

Minimum of Logged Data	3.818	Mean of logged Data	4.664
Maximum of Logged Data	5.71	SD of logged Data	0.44

Assuming Lognormal Distribution

95% H-UCL	136.5	90% Chebyshev (MVUE) UCL	145.4
95% Chebyshev (MVUE) UCL	158.6	97.5% Chebyshev (MVUE) UCL	176.8
99% Chebyshev (MVUE) UCL	212.6		

Nonparametric Distribution Free UCL Statistics

Data appear to follow a Discernible Distribution

Nonparametric Distribution Free UCLs

95% CLT UCL	133.4	95% BCA Bootstrap UCL	136.3
95% Standard Bootstrap UCL	133.4	95% Bootstrap-t UCL	138.7
95% Hall's Bootstrap UCL	141.2	95% Percentile Bootstrap UCL	134.3
90% Chebyshev(Mean, Sd) UCL	147.2	95% Chebyshev(Mean, Sd) UCL	160.9
97.5% Chebyshev(Mean, Sd) UCL	180	99% Chebyshev(Mean, Sd) UCL	217.5

Suggested UCL to Use

95% Student's-t UCL 134

When a data set follows an approximate distribution passing only one of the GOF tests,
it is suggested to use a UCL based upon a distribution passing both GOF tests in ProUCL

Note: Suggestions regarding the selection of a 95% UCL are provided to help the user to select the most appropriate 95% UCL.
Recommendations are based upon data size, data distribution, and skewness using results from simulation studies.
However, simulations results will not cover all Real World data sets; for additional insight the user may want to consult a statistician.

White croaker_Redondo Flats

General Statistics

Total Number of Observations	30	Number of Distinct Observations	30
		Number of Missing Observations	0
Minimum	2.82	Mean	18.11
Maximum	54.4	Median	16.65
SD	12.68	Std. Error of Mean	2.314
Coefficient of Variation	0.7	Skewness	1.146

Normal GOF Test

Shapiro Wilk Test Statistic	0.89	**Shapiro Wilk GOF Test**
1% Shapiro Wilk Critical Value	0.9	Data Not Normal at 1% Significance Level
Lilliefors Test Statistic	0.161	**Lilliefors GOF Test**
1% Lilliefors Critical Value	0.185	Data appear Normal at 1% Significance Level

Data appear Approximate Normal at 1% Significance Level

Assuming Normal Distribution

95% Normal UCL		**95% UCLs (Adjusted for Skewness)**	
95% Student's-t UCL	22.04	95% Adjusted-CLT UCL (Chen-1995)	22.43
		95% Modified-t UCL (Johnson-1978)	22.12

Gamma GOF Test

A-D Test Statistic	0.336	**Anderson-Darling Gamma GOF Test**
5% A-D Critical Value	0.757	Detected data appear Gamma Distributed at 5% Significance Level
K-S Test Statistic	0.121	**Kolmogorov-Smirnov Gamma GOF Test**
5% K-S Critical Value	0.162	Detected data appear Gamma Distributed at 5% Significance Level

Detected data appear Gamma Distributed at 5% Significance Level

Gamma Statistics

k hat (MLE)	2.235	k star (bias corrected MLE)	2.033

Theta hat (MLE)	8.104	Theta star (bias corrected MLE)	8.906
nu hat (MLE)	134.1	nu star (bias corrected)	122
MLE Mean (bias corrected)	18.11	MLE Sd (bias corrected)	12.7
		Approximate Chi Square Value (0.05)	97.5
Adjusted Level of Significance	0.041	Adjusted Chi Square Value	96.24

Assuming Gamma Distribution

95% Approximate Gamma UCL	22.66	95% Adjusted Gamma UCL	22.96

Lognormal GOF Test

Shapiro Wilk Test Statistic	0.977	**Shapiro Wilk Lognormal GOF Test**	
10% Shapiro Wilk Critical Value	0.939	Data appear Lognormal at 10% Significance Level	
Lilliefors Test Statistic	0.102	**Lilliefors Lognormal GOF Test**	
10% Lilliefors Critical Value	0.146	Data appear Lognormal at 10% Significance Level	

Data appear Lognormal at 10% Significance Level

Lognormal Statistics

Minimum of Logged Data	1.037	Mean of logged Data	2.656
Maximum of Logged Data	3.996	SD of logged Data	0.727

Assuming Lognormal Distribution

95% H-UCL	24.84	90% Chebyshev (MVUE) UCL	26.3
95% Chebyshev (MVUE) UCL	29.9	97.5% Chebyshev (MVUE) UCL	34.89
99% Chebyshev (MVUE) UCL	44.71		

Nonparametric Distribution Free UCL Statistics

Data appear to follow a Discernible Distribution

Nonparametric Distribution Free UCLs

95% CLT UCL	21.92	95% BCA Bootstrap UCL	22.42
95% Standard Bootstrap UCL	21.89	95% Bootstrap-t UCL	22.62
95% Hall's Bootstrap UCL	22.49	95% Percentile Bootstrap UCL	21.97
90% Chebyshev(Mean, Sd) UCL	25.05	95% Chebyshev(Mean, Sd) UCL	28.2
97.5% Chebyshev(Mean, Sd) UCL	32.56	99% Chebyshev(Mean, Sd) UCL	41.14

Suggested UCL to Use

95% Student's-t UCL	22.04

When a data set follows an approximate distribution passing only one of the GOF tests,
it is suggested to use a UCL based upon a distribution passing both GOF tests in ProUCL

Note: Suggestions regarding the selection of a 95% UCL are provided to help the user to select the most appropriate 95% UCL.
Recommendations are based upon data size, data distribution, and skewness using results from simulation studies.
However, simulations results will not cover all Real World data sets; for additional insight the user may want to consult a statistician.

White croaker_Zone 1

General Statistics

Total Number of Observations	30	Number of Distinct Observations	30
		Number of Missing Observations	0
Minimum	271	Mean	1866
Maximum	12700	Median	1355

SD	2168	Std. Error of Mean	395.8
Coefficient of Variation	1.162	Skewness	4.556

Normal GOF Test

Shapiro Wilk Test Statistic	0.489	**Shapiro Wilk GOF Test**
1% Shapiro Wilk Critical Value	0.9	Data Not Normal at 1% Significance Level
Lilliefors Test Statistic	0.287	**Lilliefors GOF Test**
1% Lilliefors Critical Value	0.185	Data Not Normal at 1% Significance Level

Data Not Normal at 1% Significance Level

Assuming Normal Distribution

95% Normal UCL		**95% UCLs (Adjusted for Skewness)**	
95% Student's-t UCL	2539	95% Adjusted-CLT UCL (Chen-1995)	2869
		95% Modified-t UCL (Johnson-1978)	2594

Gamma GOF Test

A-D Test Statistic	1.148	**Anderson-Darling Gamma GOF Test**
5% A-D Critical Value	0.76	Data Not Gamma Distributed at 5% Significance Level
K-S Test Statistic	0.157	**Kolmogorov-Smirnov Gamma GOF Test**
5% K-S Critical Value	0.162	Detected data appear Gamma Distributed at 5% Significance Level

Detected data follow Appr. Gamma Distribution at 5% Significance Level

Gamma Statistics

k hat (MLE)	1.874	k star (bias corrected MLE)	1.708
Theta hat (MLE)	996.2	Theta star (bias corrected MLE)	1092
nu hat (MLE)	112.4	nu star (bias corrected)	102.5
MLE Mean (bias corrected)	1866	MLE Sd (bias corrected)	1428
		Approximate Chi Square Value (0.05)	80.14
Adjusted Level of Significance	0.041	Adjusted Chi Square Value	79.01

Assuming Gamma Distribution

95% Approximate Gamma UCL	2387	95% Adjusted Gamma UCL	2422

Lognormal GOF Test

Shapiro Wilk Test Statistic	0.94	**Shapiro Wilk Lognormal GOF Test**
10% Shapiro Wilk Critical Value	0.939	Data appear Lognormal at 10% Significance Level
Lilliefors Test Statistic	0.122	**Lilliefors Lognormal GOF Test**
10% Lilliefors Critical Value	0.146	Data appear Lognormal at 10% Significance Level

Data appear Lognormal at 10% Significance Level

Lognormal Statistics

Minimum of Logged Data	5.602	Mean of logged Data	7.242
Maximum of Logged Data	9.449	SD of logged Data	0.715

Assuming Lognormal Distribution

95% H-UCL	2399	90% Chebyshev (MVUE) UCL	2543
95% Chebyshev (MVUE) UCL	2886	97.5% Chebyshev (MVUE) UCL	3363
99% Chebyshev (MVUE) UCL	4299		

Nonparametric Distribution Free UCL Statistics

Data appear to follow a Discernible Distribution

Nonparametric Distribution Free UCLs

95% CLT UCL	2517	95% BCA Bootstrap UCL	3048
95% Standard Bootstrap UCL	2511	95% Bootstrap-t UCL	3545
95% Hall's Bootstrap UCL	5145	95% Percentile Bootstrap UCL	2605
90% Chebyshev(Mean, Sd) UCL	3054	95% Chebyshev(Mean, Sd) UCL	3592
97.5% Chebyshev(Mean, Sd) UCL	4338	99% Chebyshev(Mean, Sd) UCL	5805

Suggested UCL to Use

95% Adjusted Gamma UCL 2422

The calculated UCLs are based on assumptions that the data were collected in a random and unbiased manner.
Please verify the data were collected from random locations.
If the data were collected using judgmental or other non-random methods,
then contact a statistician to correctly calculate UCLs.

When a data set follows an approximate distribution passing only one of the GOF tests,
it is suggested to use a UCL based upon a distribution passing both GOF tests in ProUCL

Note: Suggestions regarding the selection of a 95% UCL are provided to help the user to select the most appropriate 95% UCL.
Recommendations are based upon data size, data distribution, and skewness using results from simulation studies.
However, simulations results will not cover all Real World data sets; for additional insight the user may want to consult a statistician.

White croaker_Zone 2

General Statistics

Total Number of Observations	10	Number of Distinct Observations	10
		Number of Missing Observations	0
Minimum	269	Mean	1718
Maximum	7470	Median	673
SD	2259	Std. Error of Mean	714.4
Coefficient of Variation	1.315	Skewness	2.199

Normal GOF Test

Shapiro Wilk Test Statistic	0.678	**Shapiro Wilk GOF Test**
1% Shapiro Wilk Critical Value	0.781	Data Not Normal at 1% Significance Level
Lilliefors Test Statistic	0.347	**Lilliefors GOF Test**
1% Lilliefors Critical Value	0.304	Data Not Normal at 1% Significance Level

Data Not Normal at 1% Significance Level

Assuming Normal Distribution

95% Normal UCL		**95% UCLs (Adjusted for Skewness)**	
95% Student's-t UCL	3027	95% Adjusted-CLT UCL (Chen-1995)	3424
		95% Modified-t UCL (Johnson-1978)	3110

Gamma GOF Test

A-D Test Statistic	0.78	**Anderson-Darling Gamma GOF Test**
5% A-D Critical Value	0.749	Data Not Gamma Distributed at 5% Significance Level
K-S Test Statistic	0.301	**Kolmogorov-Smirnov Gamma GOF Test**
5% K-S Critical Value	0.274	Data Not Gamma Distributed at 5% Significance Level

Data Not Gamma Distributed at 5% Significance Level

Gamma Statistics

k hat (MLE)	0.98	k star (bias corrected MLE)	0.753

Theta hat (MLE)	1753	Theta star (bias corrected MLE)	2283
nu hat (MLE)	19.6	nu star (bias corrected)	15.05
MLE Mean (bias corrected)	1718	MLE Sd (bias corrected)	1980
		Approximate Chi Square Value (0.05)	7.298
Adjusted Level of Significance	0.0267	Adjusted Chi Square Value	6.382

Assuming Gamma Distribution

95% Approximate Gamma UCL	3543	95% Adjusted Gamma UCL	4052

Lognormal GOF Test

Shapiro Wilk Test Statistic	0.904	**Shapiro Wilk Lognormal GOF Test**	
10% Shapiro Wilk Critical Value	0.869	Data appear Lognormal at 10% Significance Level	
Lilliefors Test Statistic	0.235	**Lilliefors Lognormal GOF Test**	
10% Lilliefors Critical Value	0.241	Data appear Lognormal at 10% Significance Level	

Data appear Lognormal at 10% Significance Level

Lognormal Statistics

Minimum of Logged Data	5.595	Mean of logged Data	6.858
Maximum of Logged Data	8.919	SD of logged Data	1.077

Assuming Lognormal Distribution

95% H-UCL	5480	90% Chebyshev (MVUE) UCL	3253
95% Chebyshev (MVUE) UCL	4016	97.5% Chebyshev (MVUE) UCL	5076
99% Chebyshev (MVUE) UCL	7156		

Nonparametric Distribution Free UCL Statistics

Data appear to follow a Discernible Distribution

Nonparametric Distribution Free UCLs

95% CLT UCL	2893	95% BCA Bootstrap UCL	3388
95% Standard Bootstrap UCL	2856	95% Bootstrap-t UCL	4949
95% Hall's Bootstrap UCL	6200	95% Percentile Bootstrap UCL	2995
90% Chebyshev(Mean, Sd) UCL	3861	95% Chebyshev(Mean, Sd) UCL	4832
97.5% Chebyshev(Mean, Sd) UCL	6179	99% Chebyshev(Mean, Sd) UCL	8826

Suggested UCL to Use

95% H-UCL	5480

The calculated UCLs are based on assumptions that the data were collected in a random and unbiased manner.
Please verify the data were collected from random locations.
If the data were collected using judgmental or other non-random methods,
then contact a statistician to correctly calculate UCLs.

Note: Suggestions regarding the selection of a 95% UCL are provided to help the user to select the most appropriate 95% UCL.
Recommendations are based upon data size, data distribution, and skewness using results from simulation studies.
However, simulations results will not cover all Real World data sets; for additional insight the user may want to consult a statistician.

White croaker_Zone 3

General Statistics

Total Number of Observations	30	Number of Distinct Observations	30
		Number of Missing Observations	0

Minimum	58.7	Mean	475.4
Maximum	1850	Median	405.5
SD	389.4	Std. Error of Mean	71.1
Coefficient of Variation	0.819	Skewness	1.873

Normal GOF Test

Shapiro Wilk Test Statistic	0.829	**Shapiro Wilk GOF Test**
1% Shapiro Wilk Critical Value	0.9	Data Not Normal at 1% Significance Level
Lilliefors Test Statistic	0.218	**Lilliefors GOF Test**
1% Lilliefors Critical Value	0.185	Data Not Normal at 1% Significance Level

Data Not Normal at 1% Significance Level

Assuming Normal Distribution

95% Normal UCL		**95% UCLs (Adjusted for Skewness)**	
95% Student's-t UCL	596.2	95% Adjusted-CLT UCL (Chen-1995)	618.3
		95% Modified-t UCL (Johnson-1978)	600.2

Gamma GOF Test

A-D Test Statistic	0.243	**Anderson-Darling Gamma GOF Test**
5% A-D Critical Value	0.76	Detected data appear Gamma Distributed at 5% Significance Level
K-S Test Statistic	0.119	**Kolmogorov-Smirnov Gamma GOF Test**
5% K-S Critical Value	0.162	Detected data appear Gamma Distributed at 5% Significance Level

Detected data appear Gamma Distributed at 5% Significance Level

Gamma Statistics

k hat (MLE)	1.814	k star (bias corrected MLE)	1.655
Theta hat (MLE)	262.1	Theta star (bias corrected MLE)	287.3
nu hat (MLE)	108.8	nu star (bias corrected)	99.29
MLE Mean (bias corrected)	475.4	MLE Sd (bias corrected)	369.5
		Approximate Chi Square Value (0.05)	77.3
Adjusted Level of Significance	0.041	Adjusted Chi Square Value	76.18

Assuming Gamma Distribution

95% Approximate Gamma UCL	610.6	95% Adjusted Gamma UCL	619.5

Lognormal GOF Test

Shapiro Wilk Test Statistic	0.981	**Shapiro Wilk Lognormal GOF Test**
10% Shapiro Wilk Critical Value	0.939	Data appear Lognormal at 10% Significance Level
Lilliefors Test Statistic	0.132	**Lilliefors Lognormal GOF Test**
10% Lilliefors Critical Value	0.146	Data appear Lognormal at 10% Significance Level

Data appear Lognormal at 10% Significance Level

Lognormal Statistics

Minimum of Logged Data	4.072	Mean of logged Data	5.864
Maximum of Logged Data	7.523	SD of logged Data	0.821

Assuming Lognormal Distribution

95% H-UCL	696.2	90% Chebyshev (MVUE) UCL	727.9
95% Chebyshev (MVUE) UCL	837.5	97.5% Chebyshev (MVUE) UCL	989.6
99% Chebyshev (MVUE) UCL	1288		

Nonparametric Distribution Free UCL Statistics

Data appear to follow a Discernible Distribution

Nonparametric Distribution Free UCLs

95% CLT UCL	592.3	95% BCA Bootstrap UCL	617.2
95% Standard Bootstrap UCL	593.2	95% Bootstrap-t UCL	633.7
95% Hall's Bootstrap UCL	656.1	95% Percentile Bootstrap UCL	603.5
90% Chebyshev(Mean, Sd) UCL	688.7	95% Chebyshev(Mean, Sd) UCL	785.3
97.5% Chebyshev(Mean, Sd) UCL	919.4	99% Chebyshev(Mean, Sd) UCL	1183

Suggested UCL to Use

95% Adjusted Gamma UCL	619.5

Note: Suggestions regarding the selection of a 95% UCL are provided to help the user to select the most appropriate 95% UCL.
Recommendations are based upon data size, data distribution, and skewness using results from simulation studies.
However, simulations results will not cover all Real World data sets; for additional insight the user may want to consult a statistician.

UCL Statistics for Uncensored Full Data Sets

User Selected Options	
Date/Time of Computation	ProUCL 5.2 2/23/2024 3:03:54 PM
From File	PVS_Fish_MNR_ProUCL_2024_b.xls
Full Precision	OFF
Confidence Coefficient	95%
Number of Bootstrap Operations	2000

Barred sand bass_Breakwater Zone

General Statistics

Total Number of Observations	30	Number of Distinct Observations	28
		Number of Missing Observations	0
Minimum	3.69	Mean	16.54
Maximum	70.2	Median	10.9
SD	15.35	Std. Error of Mean	2.802
Coefficient of Variation	0.928	Skewness	2.392

Normal GOF Test

Shapiro Wilk Test Statistic	0.705	**Shapiro Wilk GOF Test**
1% Shapiro Wilk Critical Value	0.9	Data Not Normal at 1% Significance Level
Lilliefors Test Statistic	0.241	**Lilliefors GOF Test**
1% Lilliefors Critical Value	0.185	Data Not Normal at 1% Significance Level

Data Not Normal at 1% Significance Level

Assuming Normal Distribution

95% Normal UCL		**95% UCLs (Adjusted for Skewness)**	
95% Student's-t UCL	21.3	95% Adjusted-CLT UCL (Chen-1995)	22.45
		95% Modified-t UCL (Johnson-1978)	21.5

Gamma GOF Test

A-D Test Statistic	1.006	**Anderson-Darling Gamma GOF Test**
5% A-D Critical Value	0.759	Data Not Gamma Distributed at 5% Significance Level
K-S Test Statistic	0.173	**Kolmogorov-Smirnov Gamma GOF Test**
5% K-S Critical Value	0.162	Data Not Gamma Distributed at 5% Significance Level

Data Not Gamma Distributed at 5% Significance Level

Gamma Statistics

k hat (MLE)	1.917	k star (bias corrected MLE)	1.748
Theta hat (MLE)	8.626	Theta star (bias corrected MLE)	9.462
nu hat (MLE)	115	nu star (bias corrected)	104.9
MLE Mean (bias corrected)	16.54	MLE Sd (bias corrected)	12.51
		Approximate Chi Square Value (0.05)	82.22
Adjusted Level of Significance	0.041	Adjusted Chi Square Value	81.07

Assuming Gamma Distribution

95% Approximate Gamma UCL	21.09	95% Adjusted Gamma UCL	21.39

Lognormal GOF Test

Shapiro Wilk Test Statistic	0.955	**Shapiro Wilk Lognormal GOF Test**
10% Shapiro Wilk Critical Value	0.939	Data appear Lognormal at 10% Significance Level
Lilliefors Test Statistic	0.125	**Lilliefors Lognormal GOF Test**
10% Lilliefors Critical Value	0.146	Data appear Lognormal at 10% Significance Level

Data appear Lognormal at 10% Significance Level

Lognormal Statistics

Minimum of Logged Data	1.306	Mean of logged Data	2.523
Maximum of Logged Data	4.251	SD of logged Data	0.721

Assuming Lognormal Distribution

95% H-UCL	21.58	90% Chebyshev (MVUE) UCL	22.85
95% Chebyshev (MVUE) UCL	25.96	97.5% Chebyshev (MVUE) UCL	30.27
99% Chebyshev (MVUE) UCL	38.75		

Nonparametric Distribution Free UCL Statistics

Data appear to follow a Discernible Distribution

Nonparametric Distribution Free UCLs

95% CLT UCL	21.14	95% BCA Bootstrap UCL	22.48
95% Standard Bootstrap UCL	20.99	95% Bootstrap-t UCL	25.21
95% Hall's Bootstrap UCL	41.4	95% Percentile Bootstrap UCL	21.16
90% Chebyshev(Mean, Sd) UCL	24.94	95% Chebyshev(Mean, Sd) UCL	28.75
97.5% Chebyshev(Mean, Sd) UCL	34.03	99% Chebyshev(Mean, Sd) UCL	44.41

Suggested UCL to Use

95% H-UCL	21.58

Note: Suggestions regarding the selection of a 95% UCL are provided to help the user to select the most appropriate 95% UCL.
Recommendations are based upon data size, data distribution, and skewness using results from simulation studies.
However, simulations results will not cover all Real World data sets; for additional insight the user may want to consult a statistician.

Barred sand bass_Huntington Flats

General Statistics

Total Number of Observations	30	Number of Distinct Observations	29
		Number of Missing Observations	0
Minimum	4.34	Mean	25.1
Maximum	109	Median	16.15
SD	25.48	Std. Error of Mean	4.652
Coefficient of Variation	1.015	Skewness	2.073

Normal GOF Test

Shapiro Wilk Test Statistic	0.717	**Shapiro Wilk GOF Test**
1% Shapiro Wilk Critical Value	0.9	Data Not Normal at 1% Significance Level
Lilliefors Test Statistic	0.287	**Lilliefors GOF Test**
1% Lilliefors Critical Value	0.185	Data Not Normal at 1% Significance Level

Data Not Normal at 1% Significance Level

Assuming Normal Distribution

95% Normal UCL		**95% UCLs (Adjusted for Skewness)**	
95% Student's-t UCL	33	95% Adjusted-CLT UCL (Chen-1995)	34.63
		95% Modified-t UCL (Johnson-1978)	33.29

Gamma GOF Test

A-D Test Statistic	1.15	**Anderson-Darling Gamma GOF Test**
5% A-D Critical Value	0.763	Data Not Gamma Distributed at 5% Significance Level
K-S Test Statistic	0.209	**Kolmogorov-Smirnov Gamma GOF Test**

5% K-S Critical Value	0.163	Data Not Gamma Distributed at 5% Significance Level	

Data Not Gamma Distributed at 5% Significance Level

Gamma Statistics

k hat (MLE)	1.531	k star (bias corrected MLE)	1.4
Theta hat (MLE)	16.39	Theta star (bias corrected MLE)	17.92
nu hat (MLE)	91.87	nu star (bias corrected)	84.01
MLE Mean (bias corrected)	25.1	MLE Sd (bias corrected)	21.21
		Approximate Chi Square Value (0.05)	63.89
Adjusted Level of Significance	0.041	Adjusted Chi Square Value	62.88

Assuming Gamma Distribution

95% Approximate Gamma UCL	33	95% Adjusted Gamma UCL	33.53

Lognormal GOF Test

Shapiro Wilk Test Statistic	0.957	**Shapiro Wilk Lognormal GOF Test**	
10% Shapiro Wilk Critical Value	0.939	Data appear Lognormal at 10% Significance Level	
Lilliefors Test Statistic	0.148	**Lilliefors Lognormal GOF Test**	
10% Lilliefors Critical Value	0.146	Data Not Lognormal at 10% Significance Level	

Data appear Approximate Lognormal at 10% Significance Level

Lognormal Statistics

Minimum of Logged Data	1.468	Mean of logged Data	2.862
Maximum of Logged Data	4.691	SD of logged Data	0.823

Assuming Lognormal Distribution

95% H-UCL	34.69	90% Chebyshev (MVUE) UCL	36.26
95% Chebyshev (MVUE) UCL	41.73	97.5% Chebyshev (MVUE) UCL	49.32
99% Chebyshev (MVUE) UCL	64.23		

Nonparametric Distribution Free UCL Statistics

Data appear to follow a Discernible Distribution

Nonparametric Distribution Free UCLs

95% CLT UCL	32.75	95% BCA Bootstrap UCL	35.74
95% Standard Bootstrap UCL	32.77	95% Bootstrap-t UCL	37.15
95% Hall's Bootstrap UCL	35.18	95% Percentile Bootstrap UCL	32.9
90% Chebyshev(Mean, Sd) UCL	39.05	95% Chebyshev(Mean, Sd) UCL	45.37
97.5% Chebyshev(Mean, Sd) UCL	54.15	99% Chebyshev(Mean, Sd) UCL	71.39

Suggested UCL to Use

95% H-UCL	34.69

The calculated UCLs are based on assumptions that the data were collected in a random and unbiased manner.
Please verify the data were collected from random locations.
If the data were collected using judgmental or other non-random methods,
then contact a statistician to correctly calculate UCLs.

Note: Suggestions regarding the selection of a 95% UCL are provided to help the user to select the most appropriate 95% UCL.
Recommendations are based upon data size, data distribution, and skewness using results from simulation studies.
However, simulations results will not cover all Real World data sets; for additional insight the user may want to consult a statistician.

Barred sand bass_Redondo Flats

General Statistics

Total Number of Observations	30	Number of Distinct Observations	29
		Number of Missing Observations	0
Minimum	6.11	Mean	29.48
Maximum	93.5	Median	25.95
SD	19.56	Std. Error of Mean	3.572
Coefficient of Variation	0.664	Skewness	1.413

Normal GOF Test

Shapiro Wilk Test Statistic	0.891	**Shapiro Wilk GOF Test**
1% Shapiro Wilk Critical Value	0.9	Data Not Normal at 1% Significance Level
Lilliefors Test Statistic	0.123	**Lilliefors GOF Test**
1% Lilliefors Critical Value	0.185	Data appear Normal at 1% Significance Level

Data appear Approximate Normal at 1% Significance Level

Assuming Normal Distribution

95% Normal UCL		**95% UCLs (Adjusted for Skewness)**	
95% Student's-t UCL	35.54	95% Adjusted-CLT UCL (Chen-1995)	36.34
		95% Modified-t UCL (Johnson-1978)	35.7

Gamma GOF Test

A-D Test Statistic	0.18	**Anderson-Darling Gamma GOF Test**
5% A-D Critical Value	0.755	Detected data appear Gamma Distributed at 5% Significance Level
K-S Test Statistic	0.0994	**Kolmogorov-Smirnov Gamma GOF Test**
5% K-S Critical Value	0.162	Detected data appear Gamma Distributed at 5% Significance Level

Detected data appear Gamma Distributed at 5% Significance Level

Gamma Statistics

k hat (MLE)	2.564	k star (bias corrected MLE)	2.33
Theta hat (MLE)	11.5	Theta star (bias corrected MLE)	12.65
nu hat (MLE)	153.8	nu star (bias corrected)	139.8
MLE Mean (bias corrected)	29.48	MLE Sd (bias corrected)	19.31
		Approximate Chi Square Value (0.05)	113.5
Adjusted Level of Significance	0.041	Adjusted Chi Square Value	112.1

Assuming Gamma Distribution

95% Approximate Gamma UCL	36.31	95% Adjusted Gamma UCL	36.75

Lognormal GOF Test

Shapiro Wilk Test Statistic	0.982	**Shapiro Wilk Lognormal GOF Test**
10% Shapiro Wilk Critical Value	0.939	Data appear Lognormal at 10% Significance Level
Lilliefors Test Statistic	0.0736	**Lilliefors Lognormal GOF Test**
10% Lilliefors Critical Value	0.146	Data appear Lognormal at 10% Significance Level

Data appear Lognormal at 10% Significance Level

Lognormal Statistics

Minimum of Logged Data	1.81	Mean of logged Data	3.176
Maximum of Logged Data	4.538	SD of logged Data	0.673

Assuming Lognormal Distribution

95% H-UCL	39.12	90% Chebyshev (MVUE) UCL	41.6
95% Chebyshev (MVUE) UCL	46.95	97.5% Chebyshev (MVUE) UCL	54.38
99% Chebyshev (MVUE) UCL	68.98		

Nonparametric Distribution Free UCL Statistics

Data appear to follow a Discernible Distribution

Nonparametric Distribution Free UCLs

95% CLT UCL	35.35	95% BCA Bootstrap UCL	36.91
95% Standard Bootstrap UCL	35.39	95% Bootstrap-t UCL	37.14
95% Hall's Bootstrap UCL	37.92	95% Percentile Bootstrap UCL	35.56
90% Chebyshev(Mean, Sd) UCL	40.19	95% Chebyshev(Mean, Sd) UCL	45.05
97.5% Chebyshev(Mean, Sd) UCL	51.78	99% Chebyshev(Mean, Sd) UCL	65.02

Suggested UCL to Use

95% Student's-t UCL 35.54

When a data set follows an approximate distribution passing only one of the GOF tests,
it is suggested to use a UCL based upon a distribution passing both GOF tests in ProUCL

Note: Suggestions regarding the selection of a 95% UCL are provided to help the user to select the most appropriate 95% UCL.
Recommendations are based upon data size, data distribution, and skewness using results from simulation studies.
However, simulations results will not cover all Real World data sets; for additional insight the user may want to consult a statistician.

Barred sand bass_Zone 1

General Statistics

Total Number of Observations	30	Number of Distinct Observations	28
		Number of Missing Observations	0
Minimum	1.64	Mean	15.86
Maximum	45.2	Median	13.85
SD	9.42	Std. Error of Mean	1.72
Coefficient of Variation	0.594	Skewness	1.202

Normal GOF Test

Shapiro Wilk Test Statistic	0.921	**Shapiro Wilk GOF Test**
1% Shapiro Wilk Critical Value	0.9	Data appear Normal at 1% Significance Level
Lilliefors Test Statistic	0.149	**Lilliefors GOF Test**
1% Lilliefors Critical Value	0.185	Data appear Normal at 1% Significance Level

Data appear Normal at 1% Significance Level

Assuming Normal Distribution

95% Normal UCL		**95% UCLs (Adjusted for Skewness)**	
95% Student's-t UCL	18.79	95% Adjusted-CLT UCL (Chen-1995)	19.1
		95% Modified-t UCL (Johnson-1978)	18.85

Gamma GOF Test

A-D Test Statistic	0.228	**Anderson-Darling Gamma GOF Test**
5% A-D Critical Value	0.754	Detected data appear Gamma Distributed at 5% Significance Level
K-S Test Statistic	0.0859	**Kolmogorov-Smirnov Gamma GOF Test**
5% K-S Critical Value	0.161	Detected data appear Gamma Distributed at 5% Significance Level

Detected data appear Gamma Distributed at 5% Significance Level

Gamma Statistics

k hat (MLE)	2.797	k star (bias corrected MLE)	2.54
Theta hat (MLE)	5.671	Theta star (bias corrected MLE)	6.246
nu hat (MLE)	167.8	nu star (bias corrected)	152.4
MLE Mean (bias corrected)	15.86	MLE Sd (bias corrected)	9.955
		Approximate Chi Square Value (0.05)	124.8

Adjusted Level of Significance	0.041	Adjusted Chi Square Value	123.4

Assuming Gamma Distribution

95% Approximate Gamma UCL	19.36	95% Adjusted Gamma UCL	19.59

Lognormal GOF Test

Shapiro Wilk Test Statistic	0.945	**Shapiro Wilk Lognormal GOF Test**
10% Shapiro Wilk Critical Value	0.939	Data appear Lognormal at 10% Significance Level
Lilliefors Test Statistic	0.129	**Lilliefors Lognormal GOF Test**
10% Lilliefors Critical Value	0.146	Data appear Lognormal at 10% Significance Level

Data appear Lognormal at 10% Significance Level

Lognormal Statistics

Minimum of Logged Data	0.495	Mean of logged Data	2.575
Maximum of Logged Data	3.811	SD of logged Data	0.684

Assuming Lognormal Distribution

95% H-UCL	21.7	90% Chebyshev (MVUE) UCL	23.06
95% Chebyshev (MVUE) UCL	26.06	97.5% Chebyshev (MVUE) UCL	30.23
99% Chebyshev (MVUE) UCL	38.42		

Nonparametric Distribution Free UCL Statistics

Data appear to follow a Discernible Distribution

Nonparametric Distribution Free UCLs

95% CLT UCL	18.69	95% BCA Bootstrap UCL	19.03
95% Standard Bootstrap UCL	18.56	95% Bootstrap-t UCL	19.05
95% Hall's Bootstrap UCL	19.24	95% Percentile Bootstrap UCL	18.71
90% Chebyshev(Mean, Sd) UCL	21.02	95% Chebyshev(Mean, Sd) UCL	23.36
97.5% Chebyshev(Mean, Sd) UCL	26.6	99% Chebyshev(Mean, Sd) UCL	32.98

Suggested UCL to Use

95% Student's-t UCL	18.79

Note: Suggestions regarding the selection of a 95% UCL are provided to help the user to select the most appropriate 95% UCL.
Recommendations are based upon data size, data distribution, and skewness using results from simulation studies.
However, simulations results will not cover all Real World data sets; for additional insight the user may want to consult a statistician.

Barred sand bass_Zone 2

General Statistics

Total Number of Observations	10	Number of Distinct Observations	10
		Number of Missing Observations	0
Minimum	14.7	Mean	49.16
Maximum	210	Median	25.5
SD	59.43	Std. Error of Mean	18.79
Coefficient of Variation	1.209	Skewness	2.682

Normal GOF Test

Shapiro Wilk Test Statistic	0.58	**Shapiro Wilk GOF Test**
1% Shapiro Wilk Critical Value	0.781	Data Not Normal at 1% Significance Level
Lilliefors Test Statistic	0.353	**Lilliefors GOF Test**
1% Lilliefors Critical Value	0.304	Data Not Normal at 1% Significance Level

Data Not Normal at 1% Significance Level

Assuming Normal Distribution

95% Normal UCL		95% UCLs (Adjusted for Skewness)	
95% Student's-t UCL	83.61	95% Adjusted-CLT UCL (Chen-1995)	97.11
		95% Modified-t UCL (Johnson-1978)	86.27

Gamma GOF Test

A-D Test Statistic	1.303	**Anderson-Darling Gamma GOF Test**	
5% A-D Critical Value	0.739	Data Not Gamma Distributed at 5% Significance Level	
K-S Test Statistic	0.35	**Kolmogorov-Smirnov Gamma GOF Test**	
5% K-S Critical Value	0.271	Data Not Gamma Distributed at 5% Significance Level	

Data Not Gamma Distributed at 5% Significance Level

Gamma Statistics

k hat (MLE)	1.499	k star (bias corrected MLE)	1.116
Theta hat (MLE)	32.8	Theta star (bias corrected MLE)	44.06
nu hat (MLE)	29.97	nu star (bias corrected)	22.31
MLE Mean (bias corrected)	49.16	MLE Sd (bias corrected)	46.54
		Approximate Chi Square Value (0.05)	12.57
Adjusted Level of Significance	0.0267	Adjusted Chi Square Value	11.32

Assuming Gamma Distribution

95% Approximate Gamma UCL	87.24	95% Adjusted Gamma UCL	96.88

Lognormal GOF Test

Shapiro Wilk Test Statistic	0.804	**Shapiro Wilk Lognormal GOF Test**	
10% Shapiro Wilk Critical Value	0.869	Data Not Lognormal at 10% Significance Level	
Lilliefors Test Statistic	0.317	**Lilliefors Lognormal GOF Test**	
10% Lilliefors Critical Value	0.241	Data Not Lognormal at 10% Significance Level	

Data Not Lognormal at 10% Significance Level

Lognormal Statistics

Minimum of Logged Data	2.688	Mean of logged Data	3.526
Maximum of Logged Data	5.347	SD of logged Data	0.783

Assuming Lognormal Distribution

95% H-UCL	92.88	90% Chebyshev (MVUE) UCL	78.72
95% Chebyshev (MVUE) UCL	94.23	97.5% Chebyshev (MVUE) UCL	115.8
99% Chebyshev (MVUE) UCL	158		

Nonparametric Distribution Free UCL Statistics

Data do not follow a Discernible Distribution

Nonparametric Distribution Free UCLs

95% CLT UCL	80.07	95% BCA Bootstrap UCL	104.2
95% Standard Bootstrap UCL	79.19	95% Bootstrap-t UCL	263.4
95% Hall's Bootstrap UCL	215.2	95% Percentile Bootstrap UCL	83.24
90% Chebyshev(Mean, Sd) UCL	105.5	95% Chebyshev(Mean, Sd) UCL	131.1
97.5% Chebyshev(Mean, Sd) UCL	166.5	99% Chebyshev(Mean, Sd) UCL	236.2

Suggested UCL to Use

95% Student's-t UCL	83.61

The calculated UCLs are based on assumptions that the data were collected in a random and unbiased manner.

Please verify the data were collected from random locations.

If the data were collected using judgmental or other non-random methods,
then contact a statistician to correctly calculate UCLs.

Note: Suggestions regarding the selection of a 95% UCL are provided to help the user to select the most appropriate 95% UCL.
Recommendations are based upon data size, data distribution, and skewness using results from simulation studies.
However, simulations results will not cover all Real World data sets; for additional insight the user may want to consult a statistician.

Barred sand bass_Zone 3

General Statistics

Total Number of Observations	25	Number of Distinct Observations	25
		Number of Missing Observations	0
Minimum	4.88	Mean	22
Maximum	56.1	Median	19.5
SD	14.53	Std. Error of Mean	2.907
Coefficient of Variation	0.661	Skewness	0.799

Normal GOF Test

Shapiro Wilk Test Statistic	0.897	**Shapiro Wilk GOF Test**
1% Shapiro Wilk Critical Value	0.886	Data appear Normal at 1% Significance Level
Lilliefors Test Statistic	0.175	**Lilliefors GOF Test**
1% Lilliefors Critical Value	0.201	Data appear Normal at 1% Significance Level

Data appear Normal at 1% Significance Level

Assuming Normal Distribution

95% Normal UCL		**95% UCLs (Adjusted for Skewness)**	
95% Student's-t UCL	26.97	95% Adjusted-CLT UCL (Chen-1995)	27.28
		95% Modified-t UCL (Johnson-1978)	27.05

Gamma GOF Test

A-D Test Statistic	0.584	**Anderson-Darling Gamma GOF Test**
5% A-D Critical Value	0.754	Detected data appear Gamma Distributed at 5% Significance Level
K-S Test Statistic	0.17	**Kolmogorov-Smirnov Gamma GOF Test**
5% K-S Critical Value	0.176	Detected data appear Gamma Distributed at 5% Significance Level

Detected data appear Gamma Distributed at 5% Significance Level

Gamma Statistics

k hat (MLE)	2.416	k star (bias corrected MLE)	2.152
Theta hat (MLE)	9.108	Theta star (bias corrected MLE)	10.22
nu hat (MLE)	120.8	nu star (bias corrected)	107.6
MLE Mean (bias corrected)	22	MLE Sd (bias corrected)	15
		Approximate Chi Square Value (0.05)	84.68
Adjusted Level of Significance	0.0395	Adjusted Chi Square Value	83.29

Assuming Gamma Distribution

95% Approximate Gamma UCL	27.96	95% Adjusted Gamma UCL	28.43

Lognormal GOF Test

Shapiro Wilk Test Statistic	0.949	**Shapiro Wilk Lognormal GOF Test**
10% Shapiro Wilk Critical Value	0.931	Data appear Lognormal at 10% Significance Level
Lilliefors Test Statistic	0.152	**Lilliefors Lognormal GOF Test**
10% Lilliefors Critical Value	0.159	Data appear Lognormal at 10% Significance Level

Data appear Lognormal at 10% Significance Level

Lognormal Statistics

Minimum of Logged Data	1.585	Mean of logged Data	2.87
Maximum of Logged Data	4.027	SD of logged Data	0.695

Assuming Lognormal Distribution

95% H-UCL	30.41	90% Chebyshev (MVUE) UCL	32.13
95% Chebyshev (MVUE) UCL	36.63	97.5% Chebyshev (MVUE) UCL	42.88
99% Chebyshev (MVUE) UCL	55.16		

Nonparametric Distribution Free UCL Statistics

Data appear to follow a Discernible Distribution

Nonparametric Distribution Free UCLs

95% CLT UCL	26.78	95% BCA Bootstrap UCL	27.44
95% Standard Bootstrap UCL	26.69	95% Bootstrap-t UCL	27.72
95% Hall's Bootstrap UCL	27.23	95% Percentile Bootstrap UCL	26.68
90% Chebyshev(Mean, Sd) UCL	30.72	95% Chebyshev(Mean, Sd) UCL	34.67
97.5% Chebyshev(Mean, Sd) UCL	40.15	99% Chebyshev(Mean, Sd) UCL	50.92

Suggested UCL to Use

95% Student's-t UCL	26.97

Note: Suggestions regarding the selection of a 95% UCL are provided to help the user to select the most appropriate 95% UCL.
Recommendations are based upon data size, data distribution, and skewness using results from simulation studies.
However, simulations results will not cover all Real World data sets; for additional insight the user may want to consult a statistician.

White croaker_Breakwater Zone

General Statistics

Total Number of Observations	30	Number of Distinct Observations	28
		Number of Missing Observations	0
Minimum	32.6	Mean	95.34
Maximum	192	Median	85.6
SD	39.56	Std. Error of Mean	7.223
Coefficient of Variation	0.415	Skewness	0.896

Normal GOF Test

Shapiro Wilk Test Statistic	0.922	**Shapiro Wilk GOF Test**
1% Shapiro Wilk Critical Value	0.9	Data appear Normal at 1% Significance Level
Lilliefors Test Statistic	0.146	**Lilliefors GOF Test**
1% Lilliefors Critical Value	0.185	Data appear Normal at 1% Significance Level

Data appear Normal at 1% Significance Level

Assuming Normal Distribution

95% Normal UCL		**95% UCLs (Adjusted for Skewness)**	
95% Student's-t UCL	107.6	95% Adjusted-CLT UCL (Chen-1995)	108.5
		95% Modified-t UCL (Johnson-1978)	107.8

Gamma GOF Test

A-D Test Statistic	0.377	**Anderson-Darling Gamma GOF Test**
5% A-D Critical Value	0.746	Detected data appear Gamma Distributed at 5% Significance Level
K-S Test Statistic	0.1	**Kolmogorov-Smirnov Gamma GOF Test**
5% K-S Critical Value	0.16	Detected data appear Gamma Distributed at 5% Significance Level

Detected data appear Gamma Distributed at 5% Significance Level

Gamma Statistics

k hat (MLE)	6.122	k star (bias corrected MLE)	5.532
Theta hat (MLE)	15.57	Theta star (bias corrected MLE)	17.24
nu hat (MLE)	367.3	nu star (bias corrected)	331.9
MLE Mean (bias corrected)	95.34	MLE Sd (bias corrected)	40.54
		Approximate Chi Square Value (0.05)	290.7
Adjusted Level of Significance	0.041	Adjusted Chi Square Value	288.5

Assuming Gamma Distribution

95% Approximate Gamma UCL	108.9	95% Adjusted Gamma UCL	109.7

Lognormal GOF Test

Shapiro Wilk Test Statistic	0.962	**Shapiro Wilk Lognormal GOF Test**	
10% Shapiro Wilk Critical Value	0.939	Data appear Lognormal at 10% Significance Level	
Lilliefors Test Statistic	0.128	**Lilliefors Lognormal GOF Test**	
10% Lilliefors Critical Value	0.146	Data appear Lognormal at 10% Significance Level	

Data appear Lognormal at 10% Significance Level

Lognormal Statistics

Minimum of Logged Data	3.484	Mean of logged Data	4.474
Maximum of Logged Data	5.257	SD of logged Data	0.426

Assuming Lognormal Distribution

95% H-UCL	111.5	90% Chebyshev (MVUE) UCL	118.8
95% Chebyshev (MVUE) UCL	129.2	97.5% Chebyshev (MVUE) UCL	143.7
99% Chebyshev (MVUE) UCL	172.2		

Nonparametric Distribution Free UCL Statistics

Data appear to follow a Discernible Distribution

Nonparametric Distribution Free UCLs

95% CLT UCL	107.2	95% BCA Bootstrap UCL	107.4
95% Standard Bootstrap UCL	106.7	95% Bootstrap-t UCL	108.6
95% Hall's Bootstrap UCL	108.8	95% Percentile Bootstrap UCL	107.3
90% Chebyshev(Mean, Sd) UCL	117	95% Chebyshev(Mean, Sd) UCL	126.8
97.5% Chebyshev(Mean, Sd) UCL	140.4	99% Chebyshev(Mean, Sd) UCL	167.2

Suggested UCL to Use

95% Student's-t UCL	107.6

Note: Suggestions regarding the selection of a 95% UCL are provided to help the user to select the most appropriate 95% UCL.
Recommendations are based upon data size, data distribution, and skewness using results from simulation studies.
However, simulations results will not cover all Real World data sets; for additional insight the user may want to consult a statistician.

White croaker_Redondo Flats

General Statistics

Total Number of Observations	30	Number of Distinct Observations	29
		Number of Missing Observations	0
Minimum	1.05	Mean	10.45
Maximum	42.5	Median	6.37
SD	10.46	Std. Error of Mean	1.909
Coefficient of Variation	1.001	Skewness	1.919

Normal GOF Test

Shapiro Wilk Test Statistic	0.739	**Shapiro Wilk GOF Test**
1% Shapiro Wilk Critical Value	0.9	Data Not Normal at 1% Significance Level
Lilliefors Test Statistic	0.26	**Lilliefors GOF Test**
1% Lilliefors Critical Value	0.185	Data Not Normal at 1% Significance Level

Data Not Normal at 1% Significance Level

Assuming Normal Distribution

95% Normal UCL		**95% UCLs (Adjusted for Skewness)**	
95% Student's-t UCL	13.69	95% Adjusted-CLT UCL (Chen-1995)	14.3
		95% Modified-t UCL (Johnson-1978)	13.8

Gamma GOF Test

A-D Test Statistic	0.933	**Anderson-Darling Gamma GOF Test**
5% A-D Critical Value	0.764	Data Not Gamma Distributed at 5% Significance Level
K-S Test Statistic	0.167	**Kolmogorov-Smirnov Gamma GOF Test**
5% K-S Critical Value	0.163	Data Not Gamma Distributed at 5% Significance Level

Data Not Gamma Distributed at 5% Significance Level

Gamma Statistics

k hat (MLE)	1.465	k star (bias corrected MLE)	1.34
Theta hat (MLE)	7.134	Theta star (bias corrected MLE)	7.796
nu hat (MLE)	87.87	nu star (bias corrected)	80.42
MLE Mean (bias corrected)	10.45	MLE Sd (bias corrected)	9.025
		Approximate Chi Square Value (0.05)	60.76
Adjusted Level of Significance	0.041	Adjusted Chi Square Value	59.77

Assuming Gamma Distribution

95% Approximate Gamma UCL	13.83	95% Adjusted Gamma UCL	14.06

Lognormal GOF Test

Shapiro Wilk Test Statistic	0.973	**Shapiro Wilk Lognormal GOF Test**
10% Shapiro Wilk Critical Value	0.939	Data appear Lognormal at 10% Significance Level
Lilliefors Test Statistic	0.111	**Lilliefors Lognormal GOF Test**
10% Lilliefors Critical Value	0.146	Data appear Lognormal at 10% Significance Level

Data appear Lognormal at 10% Significance Level

Lognormal Statistics

Minimum of Logged Data	0.0488	Mean of logged Data	1.968
Maximum of Logged Data	3.75	SD of logged Data	0.868

Assuming Lognormal Distribution

95% H-UCL	15.14	90% Chebyshev (MVUE) UCL	15.7
95% Chebyshev (MVUE) UCL	18.17	97.5% Chebyshev (MVUE) UCL	21.6
99% Chebyshev (MVUE) UCL	28.32		

Nonparametric Distribution Free UCL Statistics

Data appear to follow a Discernible Distribution

Nonparametric Distribution Free UCLs

95% CLT UCL	13.59	95% BCA Bootstrap UCL	14.34
95% Standard Bootstrap UCL	13.54	95% Bootstrap-t UCL	14.78
95% Hall's Bootstrap UCL	14.02	95% Percentile Bootstrap UCL	13.79
90% Chebyshev(Mean, Sd) UCL	16.18	95% Chebyshev(Mean, Sd) UCL	18.77

97.5% Chebyshev(Mean, Sd) UCL	22.37	99% Chebyshev(Mean, Sd) UCL	29.44

Suggested UCL to Use

95% H-UCL 15.14

The calculated UCLs are based on assumptions that the data were collected in a random and unbiased manner.
Please verify the data were collected from random locations.
If the data were collected using judgmental or other non-random methods,
then contact a statistician to correctly calculate UCLs.

Note: Suggestions regarding the selection of a 95% UCL are provided to help the user to select the most appropriate 95% UCL.
Recommendations are based upon data size, data distribution, and skewness using results from simulation studies.
However, simulations results will not cover all Real World data sets; for additional insight the user may want to consult a statistician.

White croaker_Zone 1

General Statistics

Total Number of Observations	30	Number of Distinct Observations	29
		Number of Missing Observations	0
Minimum	91.3	Mean	265.7
Maximum	963	Median	224
SD	165.5	Std. Error of Mean	30.22
Coefficient of Variation	0.623	Skewness	2.69

Normal GOF Test

Shapiro Wilk Test Statistic	0.761	**Shapiro Wilk GOF Test**
1% Shapiro Wilk Critical Value	0.9	Data Not Normal at 1% Significance Level
Lilliefors Test Statistic	0.159	**Lilliefors GOF Test**
1% Lilliefors Critical Value	0.185	Data appear Normal at 1% Significance Level

Data appear Approximate Normal at 1% Significance Level

Assuming Normal Distribution

95% Normal UCL		**95% UCLs (Adjusted for Skewness)**	
95% Student's-t UCL	317.1	95% Adjusted-CLT UCL (Chen-1995)	331.3
		95% Modified-t UCL (Johnson-1978)	319.6

Gamma GOF Test

A-D Test Statistic	0.397	**Anderson-Darling Gamma GOF Test**
5% A-D Critical Value	0.75	Detected data appear Gamma Distributed at 5% Significance Level
K-S Test Statistic	0.106	**Kolmogorov-Smirnov Gamma GOF Test**
5% K-S Critical Value	0.161	Detected data appear Gamma Distributed at 5% Significance Level

Detected data appear Gamma Distributed at 5% Significance Level

Gamma Statistics

k hat (MLE)	3.802	k star (bias corrected MLE)	3.444
Theta hat (MLE)	69.88	Theta star (bias corrected MLE)	77.15
nu hat (MLE)	228.1	nu star (bias corrected)	206.7
MLE Mean (bias corrected)	265.7	MLE Sd (bias corrected)	143.2
		Approximate Chi Square Value (0.05)	174.4
Adjusted Level of Significance	0.041	Adjusted Chi Square Value	172.7

Assuming Gamma Distribution

95% Approximate Gamma UCL	314.9	95% Adjusted Gamma UCL	318

Lognormal GOF Test

Shapiro Wilk Test Statistic	0.973	**Shapiro Wilk Lognormal GOF Test**
10% Shapiro Wilk Critical Value	0.939	Data appear Lognormal at 10% Significance Level
Lilliefors Test Statistic	0.0694	**Lilliefors Lognormal GOF Test**
10% Lilliefors Critical Value	0.146	Data appear Lognormal at 10% Significance Level

Data appear Lognormal at 10% Significance Level

Lognormal Statistics

Minimum of Logged Data	4.514	Mean of logged Data	5.445
Maximum of Logged Data	6.87	SD of logged Data	0.514

Assuming Lognormal Distribution

95% H-UCL	319	90% Chebyshev (MVUE) UCL	340.7
95% Chebyshev (MVUE) UCL	375.9	97.5% Chebyshev (MVUE) UCL	424.7
99% Chebyshev (MVUE) UCL	520.5		

Nonparametric Distribution Free UCL Statistics

Data appear to follow a Discernible Distribution

Nonparametric Distribution Free UCLs

95% CLT UCL	315.4	95% BCA Bootstrap UCL	334.5
95% Standard Bootstrap UCL	315.1	95% Bootstrap-t UCL	344.5
95% Hall's Bootstrap UCL	553.7	95% Percentile Bootstrap UCL	319.7
90% Chebyshev(Mean, Sd) UCL	356.4	95% Chebyshev(Mean, Sd) UCL	397.5
97.5% Chebyshev(Mean, Sd) UCL	454.5	99% Chebyshev(Mean, Sd) UCL	566.4

Suggested UCL to Use

95% Student's-t UCL	317.1

When a data set follows an approximate distribution passing only one of the GOF tests,
it is suggested to use a UCL based upon a distribution passing both GOF tests in ProUCL

Note: Suggestions regarding the selection of a 95% UCL are provided to help the user to select the most appropriate 95% UCL.
Recommendations are based upon data size, data distribution, and skewness using results from simulation studies.
However, simulations results will not cover all Real World data sets; for additional insight the user may want to consult a statistician.

White croaker_Zone 2

General Statistics

Total Number of Observations	10	Number of Distinct Observations	10
		Number of Missing Observations	0
Minimum	40.9	Mean	131.2
Maximum	236	Median	127.5
SD	66.61	Std. Error of Mean	21.06
Coefficient of Variation	0.508	Skewness	0.302

Normal GOF Test

Shapiro Wilk Test Statistic	0.937	**Shapiro Wilk GOF Test**
1% Shapiro Wilk Critical Value	0.781	Data appear Normal at 1% Significance Level
Lilliefors Test Statistic	0.16	**Lilliefors GOF Test**
1% Lilliefors Critical Value	0.304	Data appear Normal at 1% Significance Level

Data appear Normal at 1% Significance Level

Assuming Normal Distribution

95% Normal UCL		95% UCLs (Adjusted for Skewness)	
95% Student's-t UCL	169.8	95% Adjusted-CLT UCL (Chen-1995)	168
		95% Modified-t UCL (Johnson-1978)	170.1

Gamma GOF Test

A-D Test Statistic	0.267	**Anderson-Darling Gamma GOF Test**
5% A-D Critical Value	0.73	Detected data appear Gamma Distributed at 5% Significance Level
K-S Test Statistic	0.163	**Kolmogorov-Smirnov Gamma GOF Test**
5% K-S Critical Value	0.268	Detected data appear Gamma Distributed at 5% Significance Level

Detected data appear Gamma Distributed at 5% Significance Level

Gamma Statistics

k hat (MLE)	3.904	k star (bias corrected MLE)	2.8
Theta hat (MLE)	33.6	Theta star (bias corrected MLE)	46.86
nu hat (MLE)	78.08	nu star (bias corrected)	55.99
MLE Mean (bias corrected)	131.2	MLE Sd (bias corrected)	78.41
		Approximate Chi Square Value (0.05)	39.79
Adjusted Level of Significance	0.0267	Adjusted Chi Square Value	37.43

Assuming Gamma Distribution

95% Approximate Gamma UCL	184.6	95% Adjusted Gamma UCL	196.2

Lognormal GOF Test

Shapiro Wilk Test Statistic	0.948	**Shapiro Wilk Lognormal GOF Test**
10% Shapiro Wilk Critical Value	0.869	Data appear Lognormal at 10% Significance Level
Lilliefors Test Statistic	0.155	**Lilliefors Lognormal GOF Test**
10% Lilliefors Critical Value	0.241	Data appear Lognormal at 10% Significance Level

Data appear Lognormal at 10% Significance Level

Lognormal Statistics

Minimum of Logged Data	3.711	Mean of logged Data	4.743
Maximum of Logged Data	5.464	SD of logged Data	0.569

Assuming Lognormal Distribution

95% H-UCL	209.6	90% Chebyshev (MVUE) UCL	205.7
95% Chebyshev (MVUE) UCL	238.9	97.5% Chebyshev (MVUE) UCL	284.9
99% Chebyshev (MVUE) UCL	375.3		

Nonparametric Distribution Free UCL Statistics

Data appear to follow a Discernible Distribution

Nonparametric Distribution Free UCLs

95% CLT UCL	165.8	95% BCA Bootstrap UCL	166.8
95% Standard Bootstrap UCL	164.1	95% Bootstrap-t UCL	172.3
95% Hall's Bootstrap UCL	164.6	95% Percentile Bootstrap UCL	165.2
90% Chebyshev(Mean, Sd) UCL	194.4	95% Chebyshev(Mean, Sd) UCL	223
97.5% Chebyshev(Mean, Sd) UCL	262.7	99% Chebyshev(Mean, Sd) UCL	340.8

Suggested UCL to Use

95% Student's-t UCL	169.8

Note: Suggestions regarding the selection of a 95% UCL are provided to help the user to select the most appropriate 95% UCL.
Recommendations are based upon data size, data distribution, and skewness using results from simulation studies.
However, simulations results will not cover all Real World data sets; for additional insight the user may want to consult a statistician.

White croaker_Zone 3

General Statistics

Total Number of Observations	30	Number of Distinct Observations	28
		Number of Missing Observations	0
Minimum	4.07	Mean	65.26
Maximum	289	Median	47.75
SD	58.6	Std. Error of Mean	10.7
Coefficient of Variation	0.898	Skewness	2.27

Normal GOF Test

Shapiro Wilk Test Statistic	0.773	**Shapiro Wilk GOF Test**
1% Shapiro Wilk Critical Value	0.9	Data Not Normal at 1% Significance Level
Lilliefors Test Statistic	0.245	**Lilliefors GOF Test**
1% Lilliefors Critical Value	0.185	Data Not Normal at 1% Significance Level

Data Not Normal at 1% Significance Level

Assuming Normal Distribution

95% Normal UCL		**95% UCLs (Adjusted for Skewness)**	
95% Student's-t UCL	83.44	95% Adjusted-CLT UCL (Chen-1995)	87.6
		95% Modified-t UCL (Johnson-1978)	84.18

Gamma GOF Test

A-D Test Statistic	0.456	**Anderson-Darling Gamma GOF Test**
5% A-D Critical Value	0.761	Detected data appear Gamma Distributed at 5% Significance Level
K-S Test Statistic	0.143	**Kolmogorov-Smirnov Gamma GOF Test**
5% K-S Critical Value	0.163	Detected data appear Gamma Distributed at 5% Significance Level

Detected data appear Gamma Distributed at 5% Significance Level

Gamma Statistics

k hat (MLE)	1.672	k star (bias corrected MLE)	1.527
Theta hat (MLE)	39.03	Theta star (bias corrected MLE)	42.74
nu hat (MLE)	100.3	nu star (bias corrected)	91.62
MLE Mean (bias corrected)	65.26	MLE Sd (bias corrected)	52.81
		Approximate Chi Square Value (0.05)	70.55
Adjusted Level of Significance	0.041	Adjusted Chi Square Value	69.48

Assuming Gamma Distribution

95% Approximate Gamma UCL	84.75	95% Adjusted Gamma UCL	86.05

Lognormal GOF Test

Shapiro Wilk Test Statistic	0.969	**Shapiro Wilk Lognormal GOF Test**
10% Shapiro Wilk Critical Value	0.939	Data appear Lognormal at 10% Significance Level
Lilliefors Test Statistic	0.112	**Lilliefors Lognormal GOF Test**
10% Lilliefors Critical Value	0.146	Data appear Lognormal at 10% Significance Level

Data appear Lognormal at 10% Significance Level

Lognormal Statistics

Minimum of Logged Data	1.404	Mean of logged Data	3.85
Maximum of Logged Data	5.666	SD of logged Data	0.861

Assuming Lognormal Distribution

95% H-UCL	98.57	90% Chebyshev (MVUE) UCL	102.3
95% Chebyshev (MVUE) UCL	118.3	97.5% Chebyshev (MVUE) UCL	140.5

99% Chebyshev (MVUE) UCL	184.1

Nonparametric Distribution Free UCL Statistics

Data appear to follow a Discernible Distribution

Nonparametric Distribution Free UCLs

95% CLT UCL	82.86	95% BCA Bootstrap UCL	88.37
95% Standard Bootstrap UCL	82.98	95% Bootstrap-t UCL	91.94
95% Hall's Bootstrap UCL	99.02	95% Percentile Bootstrap UCL	84.86
90% Chebyshev(Mean, Sd) UCL	97.36	95% Chebyshev(Mean, Sd) UCL	111.9
97.5% Chebyshev(Mean, Sd) UCL	132.1	99% Chebyshev(Mean, Sd) UCL	171.7

Suggested UCL to Use

95% Adjusted Gamma UCL	86.05

Note: Suggestions regarding the selection of a 95% UCL are provided to help the user to select the most appropriate 95% UCL.
Recommendations are based upon data size, data distribution, and skewness using results from simulation studies.
However, simulations results will not cover all Real World data sets; for additional insight the user may want to consult a statistician.

2022-2023 FISH DATA ANALYSIS

 # 2ND MNR REPORT
 # COMPARISON OF COC CONCENTRATION BY ZONE
 # WET WEIGHT REPORTED CONCENTRATIONS

BARRED SAND BASS ::::

```
[1] "Total DDTs"

         Kruskal-Wallis rank sum test

data:  log10(Raw.Result) by ZONE
Kruskal-Wallis chi-squared = 20.487, df = 5, p-value = 0.001012

Dunn (1964) Kruskal-Wallis multiple comparison
  p-values adjusted with the Holm method.

                          Comparison          Z      P.unadj       P.adj
1  Breakwater Zone - Huntington Flats  0.7420105 0.4580809702 0.916161940
2     Breakwater Zone - Redondo Flats -0.7995307 0.4239827525 1.000000000
3    Huntington Flats - Redondo Flats -1.5415412 0.1231851222 0.862295855
4            Breakwater Zone - Zone 1 -2.4043441 0.0162015142 0.178216656
5           Huntington Flats - Zone 1 -3.1463546 0.0016531942 0.021491525
6              Redondo Flats - Zone 1 -1.6048134 0.1085348717 0.868278974
7            Breakwater Zone - Zone 2 -3.1714709 0.0015166907 0.021233669
8           Huntington Flats - Zone 2 -3.6961516 0.0002188923 0.003283385
9              Redondo Flats - Zone 2 -2.6061173 0.0091575091 0.109890110
10                    Zone 1 - Zone 2 -1.4713429 0.1411984178 0.847190507
11           Breakwater Zone - Zone 3 -1.3551793 0.1753604504 0.876802252
12          Huntington Flats - Zone 3 -2.0626585 0.0391450836 0.352305752
13             Redondo Flats - Zone 3 -0.5928566 0.5532770917 0.553277092
14                    Zone 1 - Zone 3  0.9372729 0.3486181946 1.000000000
15                    Zone 2 - Zone 3  2.1142319 0.0344954627 0.344954627
[1] "Total DDT Compounds"

         Kruskal-Wallis rank sum test

data:  log10(Raw.Result) by ZONE
Kruskal-Wallis chi-squared = 24.173, df = 5, p-value = 0.0002011

Dunn (1964) Kruskal-Wallis multiple comparison
  p-values adjusted with the Holm method.

                          Comparison          Z      P.unadj        P.adj
1  Breakwater Zone - Huntington Flats  0.6744248 5.000413e-01 0.5000412668
2     Breakwater Zone - Redondo Flats -0.8211014 4.115885e-01 1.0000000000
3    Huntington Flats - Redondo Flats -1.4955263 1.347772e-01 0.8086629173
4            Breakwater Zone - Zone 1 -2.5956009 9.442569e-03 0.1038682541
5           Huntington Flats - Zone 1 -3.2700257 1.075377e-03 0.0139799039
6              Redondo Flats - Zone 1 -1.7744994 7.598058e-02 0.6078446199
7            Breakwater Zone - Zone 2 -3.5812534 3.419497e-04 0.0047872964
8           Huntington Flats - Zone 2 -4.0581438 4.946431e-05 0.0007419646
9              Redondo Flats - Zone 2 -3.0006470 2.694066e-03 0.0323287967
10                    Zone 1 - Zone 2 -1.7458865 8.083068e-02 0.5658147664
11           Breakwater Zone - Zone 3 -1.4848850 1.375743e-01 0.6878714662
12          Huntington Flats - Zone 3 -2.1279238 3.334340e-02 0.3000905990
13             Redondo Flats - Zone 3 -0.7019955 4.826820e-01 0.9653639539
14                    Zone 1 - Zone 3  0.9899233 3.222116e-01 1.0000000000
15                    Zone 2 - Zone 3  2.4202646 1.550922e-02 0.1550921554
[1] "Total PCBs"

         Kruskal-Wallis rank sum test

data:  log10(Raw.Result) by ZONE
Kruskal-Wallis chi-squared = 22.17, df = 5, p-value = 0.0004861
```

```
Dunn (1964) Kruskal-Wallis multiple comparison
  p-values adjusted with the Holm method.

                          Comparison          Z      P.unadj       P.adj
1  Breakwater Zone - Huntington Flats -1.6350221 0.1020444232 0.714310962
2     Breakwater Zone - Redondo Flats -3.5403908 0.0003995350 0.005993025
3    Huntington Flats - Redondo Flats -1.9053687 0.0567321589 0.510589430
4            Breakwater Zone - Zone 1 -0.6169081 0.5372953704 1.000000000
5           Huntington Flats - Zone 1  1.0181140 0.3086237826 0.925871348
6              Redondo Flats - Zone 1  2.9234827 0.0034613944 0.041536733
7            Breakwater Zone - Zone 2 -3.5243312 0.0004245532 0.005943745
8           Huntington Flats - Zone 2 -2.3681960 0.0178750637 0.196625700
9              Redondo Flats - Zone 2 -1.0208969 0.3073033082 1.000000000
10                    Zone 1 - Zone 2 -3.0881113 0.0020143301 0.026186291
11           Breakwater Zone - Zone 3 -1.8597501 0.0629208904 0.503367123
12          Huntington Flats - Zone 3 -0.3008177 0.7635534861 0.763553486
13             Redondo Flats - Zone 3  1.5158801 0.1295496839 0.777298104
14                    Zone 1 - Zone 3 -1.2715513 0.2035325740 1.000000000
15                    Zone 2 - Zone 3  2.0934068 0.0363128599 0.363128599


# WHITE CROAKER ::::
[1] "Total DDTs"

         Kruskal-Wallis rank sum test

data:  log10(Raw.Result) by ZONE
Kruskal-Wallis chi-squared = 107.81, df = 4, p-value < 2.2e-16

Dunn (1964) Kruskal-Wallis multiple comparison
  p-values adjusted with the Holm method.

                         Comparison          Z      P.unadj        P.adj
1  Breakwater Zone - Redondo Flats  3.4543884 5.515424e-04 3.309254e-03
2         Breakwater Zone - Zone 1 -6.1085788 1.005223e-09 8.041780e-09
3           Redondo Flats - Zone 1 -9.5629672 1.144280e-21 1.144280e-20
4         Breakwater Zone - Zone 2 -3.4070693 6.566446e-04 3.283223e-03
5           Redondo Flats - Zone 2 -5.8496907 4.924878e-09 3.447415e-08
6                 Zone 1 - Zone 2  0.9123482 3.615854e-01 3.615854e-01
7         Breakwater Zone - Zone 3 -3.0311573 2.436183e-03 7.308549e-03
8           Redondo Flats - Zone 3 -6.4855458 8.841117e-11 7.957005e-10
9                 Zone 1 - Zone 3  3.0774214 2.087999e-03 8.351995e-03
10                Zone 2 - Zone 3  1.2637174 2.063315e-01 4.126630e-01
[1] "Total DDT Compounds"

         Kruskal-Wallis rank sum test

data:  log10(Raw.Result) by ZONE
Kruskal-Wallis chi-squared = 109.99, df = 4, p-value < 2.2e-16

Dunn (1964) Kruskal-Wallis multiple comparison
  p-values adjusted with the Holm method.

                         Comparison          Z      P.unadj        P.adj
1  Breakwater Zone - Redondo Flats  3.4269586 6.103821e-04 3.051910e-03
2         Breakwater Zone - Zone 1 -6.2182164 5.028377e-10 4.022702e-09
3           Redondo Flats - Zone 1 -9.6451750 5.152323e-22 5.152323e-21
4         Breakwater Zone - Zone 2 -3.6372617 2.755519e-04 1.653311e-03
5           Redondo Flats - Zone 2 -6.0604874 1.357097e-09 9.499677e-09
6                 Zone 1 - Zone 2  0.7596812 4.474451e-01 4.474451e-01
7         Breakwater Zone - Zone 3 -2.9043474 3.680195e-03 1.104059e-02
8           Redondo Flats - Zone 3 -6.3313060 2.430946e-10 2.187852e-09
9                 Zone 1 - Zone 3  3.3138690 9.201461e-04 3.680584e-03
10                Zone 2 - Zone 3  1.5835780 1.132898e-01 2.265796e-01
[1] "Total PCBs"

         Kruskal-Wallis rank sum test

data:  log10(Raw.Result) by ZONE
```

```
Kruskal-Wallis chi-squared = 97.405, df = 4, p-value < 2.2e-16

Dunn (1964) Kruskal-Wallis multiple comparison
  p-values adjusted with the Holm method.
```

	Comparison	Z	P.unadj	P.adj
1	Breakwater Zone - Redondo Flats	5.6888135	1.279251e-08	1.023401e-07
2	Breakwater Zone - Zone 1	-3.8330951	1.265410e-04	7.592461e-04
3	Redondo Flats - Zone 1	-9.5219085	1.700272e-21	1.700272e-20
4	Breakwater Zone - Zone 2	-0.8893335	3.738239e-01	3.738239e-01
5	Redondo Flats - Zone 2	-4.9119321	9.018328e-07	6.312830e-06
6	Zone 1 - Zone 2	1.8210740	6.859561e-02	1.371912e-01
7	Breakwater Zone - Zone 3	1.9345393	5.304686e-02	1.591406e-01
8	Redondo Flats - Zone 3	-3.7542742	1.738445e-04	8.692225e-04
9	Zone 1 - Zone 3	5.7676344	8.039199e-09	7.235279e-08
10	Zone 2 - Zone 3	2.2572594	2.399187e-02	9.596749e-02

 # COMPARISON OF COC CONCENTRATION BY ZONE

 # LIPID-NORMALIZED CONCENTRATIONS

BARRED SAND BASS ::::

[1] "Total DDTs"

```
         Kruskal-Wallis rank sum test

data:  log10(Lipids.Adjusted.Result) by ZONE
Kruskal-Wallis chi-squared = 13.282, df = 5, p-value = 0.02087

Dunn (1964) Kruskal-Wallis multiple comparison
  p-values adjusted with the Holm method.

                           Comparison          Z     P.unadj      P.adj
1  Breakwater Zone - Huntington Flats  0.8671204 0.385876032 1.00000000
2     Breakwater Zone - Redondo Flats -2.1440739 0.032026968 0.41635058
3    Huntington Flats - Redondo Flats -3.0111943 0.002602223 0.03903334
4             Breakwater Zone - Zone 1 -0.7132533 0.475689041 1.00000000
5            Huntington Flats - Zone 1 -1.5803737 0.114021310 1.00000000
6               Redondo Flats - Zone 1  1.4308206 0.152481639 1.00000000
7             Breakwater Zone - Zone 2 -2.0133176 0.044081226 0.52897471
8            Huntington Flats - Zone 2 -2.6264644 0.008627703 0.12078784
9               Redondo Flats - Zone 2 -0.4972284 0.619027966 1.00000000
10                    Zone 1 - Zone 2 -1.5089714 0.131306095 1.00000000
11            Breakwater Zone - Zone 3 -0.3348200 0.737760857 0.73776086
12           Huntington Flats - Zone 3 -1.1615869 0.245403304 1.00000000
13              Redondo Flats - Zone 3  1.7094742 0.087363145 0.87363145
14                    Zone 1 - Zone 3  0.3452403 0.729913724 1.00000000
15                    Zone 2 - Zone 3  1.7224719 0.084984074 0.93482481
[1] "Total DDT Compounds"

         Kruskal-Wallis rank sum test

data:  log10(Lipids.Adjusted.Result) by ZONE
Kruskal-Wallis chi-squared = 14.802, df = 5, p-value = 0.01124

Dunn (1964) Kruskal-Wallis multiple comparison
  p-values adjusted with the Holm method.

                           Comparison          Z     P.unadj      P.adj
1  Breakwater Zone - Huntington Flats  0.8196661 0.412406498 1.00000000
2     Breakwater Zone - Redondo Flats -2.1153137 0.034403223 0.41283867
3    Huntington Flats - Redondo Flats -2.9349797 0.003335695 0.04669973
4             Breakwater Zone - Zone 1 -0.9131368 0.361170618 1.00000000
5            Huntington Flats - Zone 1 -1.7328028 0.083130719 0.74817647
6               Redondo Flats - Zone 1  1.2021769 0.229294996 1.00000000
7             Breakwater Zone - Zone 2 -2.4505533 0.014263686 0.18542791
8            Huntington Flats - Zone 2 -3.0301447 0.002444366 0.03666549
9               Redondo Flats - Zone 2 -0.9548006 0.339678529 1.00000000
10                    Zone 1 - Zone 2 -1.8048681 0.071095329 0.71095329
11            Breakwater Zone - Zone 3 -0.5459678 0.585088084 1.00000000
12           Huntington Flats - Zone 3 -1.3274887 0.184347070 1.00000000
13              Redondo Flats - Zone 3  1.4709047 0.141316902 1.00000000
14                    Zone 1 - Zone 3  0.3246740 0.745427845 0.74542784
15                    Zone 2 - Zone 3  1.9963526 0.045895552 0.50485107
[1] "Total PCBs"

         Kruskal-Wallis rank sum test

data:  log10(Lipids.Adjusted.Result) by ZONE
Kruskal-Wallis chi-squared = 37.184, df = 5, p-value = 5.503e-07

Dunn (1964) Kruskal-Wallis multiple comparison
  p-values adjusted with the Holm method.

                           Comparison          Z      P.unadj        P.adj
```

```
1  Breakwater Zone - Huntington Flats -1.3359108 1.815784e-01 1.000000e+00
2     Breakwater Zone - Redondo Flats -4.4563914 8.335079e-06 1.166911e-04
3    Huntington Flats - Redondo Flats -3.1204806 1.805562e-03 2.166674e-02
4            Breakwater Zone - Zone 1  1.1949859 2.320925e-01 9.283702e-01
5           Huntington Flats - Zone 1  2.5308967 1.137713e-02 1.137713e-01
6              Redondo Flats - Zone 1  5.6513773 1.591673e-08 2.387509e-07
7            Breakwater Zone - Zone 2 -1.8882464 5.899288e-02 4.719431e-01
8           Huntington Flats - Zone 2 -0.9436148 3.453665e-01 1.000000e+00
9              Redondo Flats - Zone 2  1.2628982 2.066258e-01 1.000000e+00
10                   Zone 1 - Zone 2 -2.7332290 6.271671e-03 6.898838e-02
11           Breakwater Zone - Zone 3 -0.8621403 3.886103e-01 7.772206e-01
12          Huntington Flats - Zone 3  0.4116007 6.806321e-01 6.806321e-01
13             Redondo Flats - Zone 3  3.3868622 7.069689e-04 9.190595e-03
14                   Zone 1 - Zone 3 -2.0015146 4.533696e-02 4.080326e-01
15                   Zone 2 - Zone 3  1.2187684 2.229321e-01 1.000000e+00



# WHITE CROAKER ::::

[1] "Total DDTs"

         Kruskal-Wallis rank sum test

data:  log10(Lipids.Adjusted.Result) by ZONE
Kruskal-Wallis chi-squared = 103.89, df = 4, p-value < 2.2e-16

Dunn (1964) Kruskal-Wallis multiple comparison
  p-values adjusted with the Holm method.

                        Comparison          Z      P.unadj        P.adj
1  Breakwater Zone - Redondo Flats  2.9951700 2.742919e-03 1.097168e-02
2         Breakwater Zone - Zone 1 -5.8515478 4.870192e-09 3.896154e-08
3           Redondo Flats - Zone 1 -8.8467178 9.013091e-19 9.013091e-18
4         Breakwater Zone - Zone 2 -3.5112636 4.459819e-04 2.229910e-03
5           Redondo Flats - Zone 2 -5.6291686 1.810803e-08 1.267562e-07
6                 Zone 1 - Zone 2  0.6264055 5.310490e-01 1.000000e+00
7         Breakwater Zone - Zone 3 -4.2871369 1.809907e-05 1.085944e-04
8           Redondo Flats - Zone 3 -7.2823069 3.281594e-13 2.953434e-12
9                 Zone 1 - Zone 3  1.5644109 1.177211e-01 3.531633e-01
10                Zone 2 - Zone 3  0.4798000 6.313696e-01 6.313696e-01
[1] "Total DDT Compounds"

         Kruskal-Wallis rank sum test

data:  log10(Lipids.Adjusted.Result) by ZONE
Kruskal-Wallis chi-squared = 106.24, df = 4, p-value < 2.2e-16

Dunn (1964) Kruskal-Wallis multiple comparison
  p-values adjusted with the Holm method.

                        Comparison          Z      P.unadj        P.adj
1  Breakwater Zone - Redondo Flats  2.9369035 3.315072e-03 1.326029e-02
2         Breakwater Zone - Zone 1 -6.0948459 1.095429e-09 8.763434e-09
3           Redondo Flats - Zone 1 -9.0317494 1.689489e-19 1.689489e-18
4         Breakwater Zone - Zone 2 -3.7814437 1.559215e-04 7.796075e-04
5           Redondo Flats - Zone 2 -5.8581481 4.680572e-09 3.276401e-08
6                 Zone 1 - Zone 2  0.5282632 5.973167e-01 5.973167e-01
7         Breakwater Zone - Zone 3 -4.0660864 4.780922e-05 2.868553e-04
8           Redondo Flats - Zone 3 -7.0029899 2.505568e-12 2.255012e-11
9                 Zone 1 - Zone 3  2.0287595 4.248279e-02 1.274484e-01
10                Zone 2 - Zone 3  0.9062864 3.647843e-01 7.295686e-01
[1] "Total PCBs"

         Kruskal-Wallis rank sum test

data:  log10(Lipids.Adjusted.Result) by ZONE
Kruskal-Wallis chi-squared = 81.282, df = 4, p-value < 2.2e-16
```

Dunn (1964) Kruskal-Wallis multiple comparison
  p-values adjusted with the Holm method.

	Comparison	Z	P.unadj	P.adj
1	Breakwater Zone - Redondo Flats	5.3717870	7.796018e-08	7.016416e-07
2	Breakwater Zone - Zone 1	-3.4715280	5.175053e-04	2.587526e-03
3	Redondo Flats - Zone 1	-8.8433150	9.291978e-19	9.291978e-18
4	Breakwater Zone - Zone 2	-0.7923991	4.281280e-01	8.562560e-01
5	Redondo Flats - Zone 2	-4.5908261	4.414950e-06	3.090465e-05
6	Zone 1 - Zone 2	1.6623419	9.644424e-02	3.857770e-01
7	Breakwater Zone - Zone 3	0.3221359	7.473498e-01	7.473498e-01
8	Redondo Flats - Zone 3	-5.0496511	4.426177e-07	3.540942e-06
9	Zone 1 - Zone 3	3.7936639	1.484406e-04	8.906434e-04
10	Zone 2 - Zone 3	1.0201836	3.076414e-01	9.229242e-01

 # COMPARISON OF 2022-2023 DATA TO 2014-2016 DATA

 # WET WEIGHT REPORTED CONCENTRATIONS

PAIRWISE WILCOXON TEST of LOG10(COC CONCENTRATIONS) WITH HOLM ADJUSTMENT

BARRED SAND BASS ::::

	ZONE	CHEMICAL_NAME2	.y.	group1	group2	n1	n2	statistic	p	p.adj	p.adj.signif
*	<fct>	<fct>	<chr>	<chr>	<chr>	<int>	<int>	<dbl>	<dbl>	<dbl>	<chr>
1	Huntington Flats	Total DDTs	Result.l	2014-2016	2022-2023	30	30	631	0.008	0.008	**
2	Huntington Flats	Total DDT Compounds	Result.l	2014-2016	2022-2023	30	30	639	0.005	0.005	**
3	Huntington Flats	Total PCBs	Result.l	2014-2016	2022-2023	30	30	638	0.006	0.006	**
4	Breakwater Zone	Total DDTs	Result.l	2014-2016	2022-2023	31	30	623	0.023	0.023	*
5	Breakwater Zone	Total DDT Compounds	Result.l	2014-2016	2022-2023	31	30	625	0.021	0.021	*
6	Breakwater Zone	Total PCBs	Result.l	2014-2016	2022-2023	31	30	535	0.316	0.316	ns
7	Zone 1	Total DDTs	Result.l	2014-2016	2022-2023	30	30	754.	0.00000747	0.00000747	****
8	Zone 1	Total DDT Compounds	Result.l	2014-2016	2022-2023	30	30	750.	0.00000983	0.00000983	****
9	Zone 1	Total PCBs	Result.l	2014-2016	2022-2023	30	30	700.	0.000219	0.000219	***
10	Zone 2	Total DDTs	Result.l	2014-2016	2022-2023	12	10	53	0.674	0.674	ns
11	Zone 2	Total DDT Compounds	Result.l	2014-2016	2022-2023	12	10	49	0.497	0.497	ns
12	Zone 2	Total PCBs	Result.l	2014-2016	2022-2023	12	10	33.5	0.086	0.086	ns
13	Zone 3	Total DDTs	Result.l	2014-2016	2022-2023	14	25	186	0.761	0.761	ns
14	Zone 3	Total DDT Compounds	Result.l	2014-2016	2022-2023	14	25	181	0.874	0.874	ns
15	Zone 3	Total PCBs	Result.l	2014-2016	2022-2023	14	25	125	0.149	0.149	ns
16	Redondo Flats	Total DDTs	Result.l	2014-2016	2022-2023	26	30	366	0.699	0.699	ns
17	Redondo Flats	Total DDT Compounds	Result.l	2014-2016	2022-2023	26	30	370.	0.742	0.742	ns
18	Redondo Flats	Total PCBs	Result.l	2014-2016	2022-2023	26	30	340	0.416	0.416	ns

WHITE CROAKER ::::

	ZONE	CHEMICAL_NAME2	.y.	group1	group2	n1	n2	statistic	p	p.adj	p.adj.signif
*	<fct>	<fct>	<chr>	<chr>	<chr>	<int>	<int>	<dbl>	<dbl>	<dbl>	<chr>
1	Breakwater Zone	Total DDTs	Result.l	2014-2016	2022-2023	30	30	790.	0.000000498	0.000000498	****
2	Breakwater Zone	Total DDT Compounds	Result.l	2014-2016	2022-2023	30	30	799	0.000000257	0.000000257	****
3	Breakwater Zone	Total PCBs	Result.l	2014-2016	2022-2023	30	30	132.	0.00000277	0.00000277	****
4	Zone 1	Total DDTs	Result.l	2014-2016	2022-2023	30	30	262.	0.006	0.006	**
5	Zone 1	Total DDT Compounds	Result.l	2014-2016	2022-2023	30	30	256	0.004	0.004	**
6	Zone 1	Total PCBs	Result.l	2014-2016	2022-2023	30	30	45.5	0.000000000232	0.000000000232	****
7	Zone 2	Total DDTs	Result.l	2014-2016	2022-2023	30	10	150.	1	1	ns
8	Zone 2	Total DDT Compounds	Result.l	2014-2016	2022-2023	30	10	147	0.938	0.938	ns
9	Zone 2	Total PCBs	Result.l	2014-2016	2022-2023	30	10	128	0.502	0.502	ns
10	Zone 3	Total DDTs	Result.l	2014-2016	2022-2023	30	30	478	0.684	0.684	ns
11	Zone 3	Total DDT Compounds	Result.l	2014-2016	2022-2023	30	30	490	0.559	0.559	ns
12	Zone 3	Total PCBs	Result.l	2014-2016	2022-2023	30	30	425	0.717	0.717	ns
13	Redondo Flats	Total DDTs	Result.l	2014-2016	2022-2023	8	30	240	0.0000188	0.0000188	****
14	Redondo Flats	Total DDT Compounds	Result.l	2014-2016	2022-2023	8	30	240	0.00000000409	0.00000000409	****
15	Redondo Flats	Total PCBs	Result.l	2014-2016	2022-2023	8	30	233	0.0000562	0.0000562	****

 # COMPARISON OF 2022-2023 DATA TO 2014-2016 DATA

 # LIPID-NORMALIZED CONCENTRATIONS

PAIRWISE WILCOXON TEST of LOG10(COC CONCENTRATIONS) WITH HOLM ADJUSTMENT

BARRED SAND BASS ::::

	ZONE	CHEMICAL_NAME2	.y.	group1	group2	n1	n2	statistic	p	p.adj	p.adj.signif
*	<fct>	<fct>	<chr>	<chr>	<chr>	<int>	<int>	<dbl>	<dbl>	<dbl>	<chr>
1	Huntington Flats	Total DDTs	Result.l	2014-2016	2022-2023	30	30	332.	0.084	0.084	ns
2	Huntington Flats	Total DDT Compounds	Result.l	2014-2016	2022-2023	30	30	340.	0.104	0.104	ns
3	Huntington Flats	Total PCBs	Result.l	2014-2016	2022-2023	30	30	317	0.05	0.05	ns
4	Breakwater Zone	Total DDTs	Result.l	2014-2016	2022-2023	31	30	485	0.778	0.778	ns
5	Breakwater Zone	Total DDT Compounds	Result.l	2014-2016	2022-2023	31	30	489	0.735	0.735	ns
6	Breakwater Zone	Total PCBs	Result.l	2014-2016	2022-2023	31	30	394	0.309	0.309	ns
7	Zone 1	Total DDTs	Result.l	2014-2016	2022-2023	30	30	761	0.00000119	0.00000119	****
8	Zone 1	Total DDT Compounds	Result.l	2014-2016	2022-2023	30	30	761	0.00000442	0.00000442	****
9	Zone 1	Total PCBs	Result.l	2014-2016	2022-2023	30	30	694	0.000213	0.000213	***
10	Zone 2	Total DDTs	Result.l	2014-2016	2022-2023	12	10	51	0.582	0.582	ns
11	Zone 2	Total DDT Compounds	Result.l	2014-2016	2022-2023	12	10	43	0.283	0.283	ns
12	Zone 2	Total PCBs	Result.l	2014-2016	2022-2023	12	10	31	0.059	0.059	ns
13	Zone 3	Total DDTs	Result.l	2014-2016	2022-2023	14	25	141	0.331	0.331	ns
14	Zone 3	Total DDT Compounds	Result.l	2014-2016	2022-2023	14	25	134	0.236	0.236	ns
15	Zone 3	Total PCBs	Result.l	2014-2016	2022-2023	14	25	66	0.000985	0.000985	***
16	Redondo Flats	Total DDTs	Result.l	2014-2016	2022-2023	26	30	83	0.000000477	0.000000477	****
17	Redondo Flats	Total DDT Compounds	Result.l	2014-2016	2022-2023	26	30	81	0.00000000354	0.00000000354	****
18	Redondo Flats	Total PCBs	Result.l	2014-2016	2022-2023	26	30	55.5	0.000000004 08	0.000000004 08	****

WHITE CROAKER ::::

	ZONE	CHEMICAL_NAME2	.y.	group1	group2	n1	n2	statistic	p	p.adj	p.adj.signif
*	<fct>	<fct>	<chr>	<chr>	<chr>	<int>	<int>	<dbl>	<dbl>	<dbl>	<chr>
1	Breakwater Zone	Total DDTs	Result.l	2014-2016	2022-2023	30	30	822.	0.00000000038	0.00000000038	****
2	Breakwater Zone	Total DDT Compounds	Result.l	2014-2016	2022-2023	30	30	832.	0.000000001777	0.000000001777	****
3	Breakwater Zone	Total PCBs	Result.l	2014-2016	2022-2023	30	30	156.	0.0000138	0.0000138	****
4	Zone 1	Total DDTs	Result.l	2014-2016	2022-2023	30	30	390	0.379	0.379	ns
5	Zone 1	Total DDT Compounds	Result.l	2014-2016	2022-2023	30	30	370.	0.243	0.243	ns
6	Zone 1	Total PCBs	Result.l	2014-2016	2022-2023	30	30	153	0.00001117	0.00001117	****
7	Zone 2	Total DDTs	Result.l	2014-2016	2022-2023	30	10	153	0.939	0.939	ns
8	Zone 2	Total DDT Compounds	Result.l	2014-2016	2022-2023	30	10	149	0.988	0.988	ns
9	Zone 2	Total PCBs	Result.l	2014-2016	2022-2023	30	10	152	0.963	0.963	ns
10	Zone 3	Total DDTs	Result.l	2014-2016	2022-2023	30	30	521.	0.294	0.294	ns
11	Zone 3	Total DDT Compounds	Result.l	2014-2016	2022-2023	30	30	529	0.246	0.246	ns
12	Zone 3	Total PCBs	Result.l	2014-2016	2022-2023	30	30	456	0.935	0.935	ns
13	Redondo Flats	Total DDTs	Result.l	2014-2016	2022-2023	8	30	239	0.00000008 18	0.00000008 18	****
14	Redondo Flats	Total DDT Compounds	Result.l	2014-2016	2022-2023	8	30	240	0.00000004 09	0.00000004 09	****
15	Redondo Flats	Total PCBs	Result.l	2014-2016	2022-2023	8	30	226	0.000158	0.000158	***

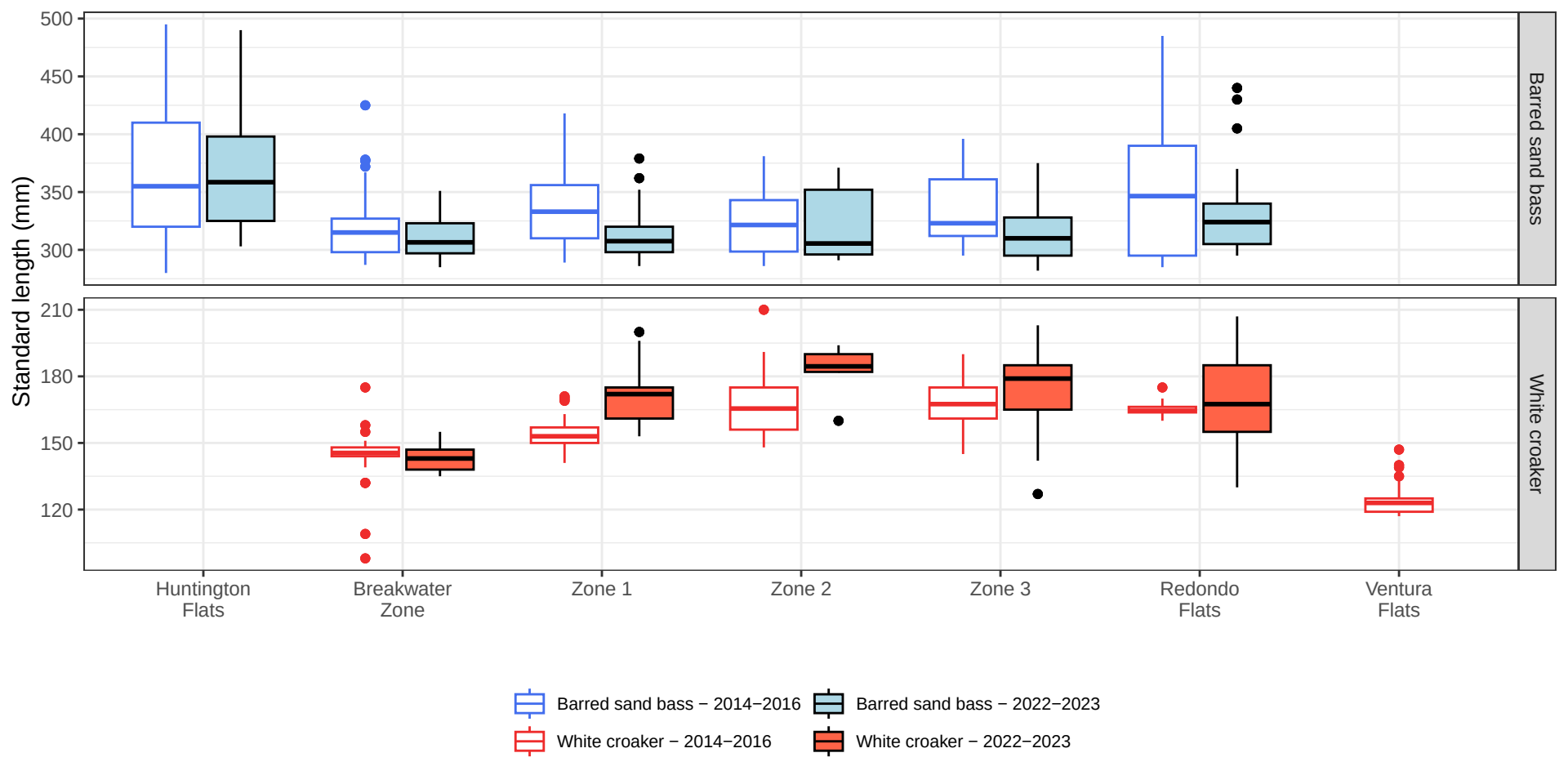
Standard length (mm)
500
450
400
350
300
210
180
150
120
Barred sand bass
White croaker
Huntington Flats
Breakwater Zone
Zone 1
Zone 2
Zone 3
Redondo Flats
Ventura Flats
Barred sand bass − 2014−2016
Barred sand bass − 2022−2023
White croaker − 2014−2016
White croaker − 2022−2023

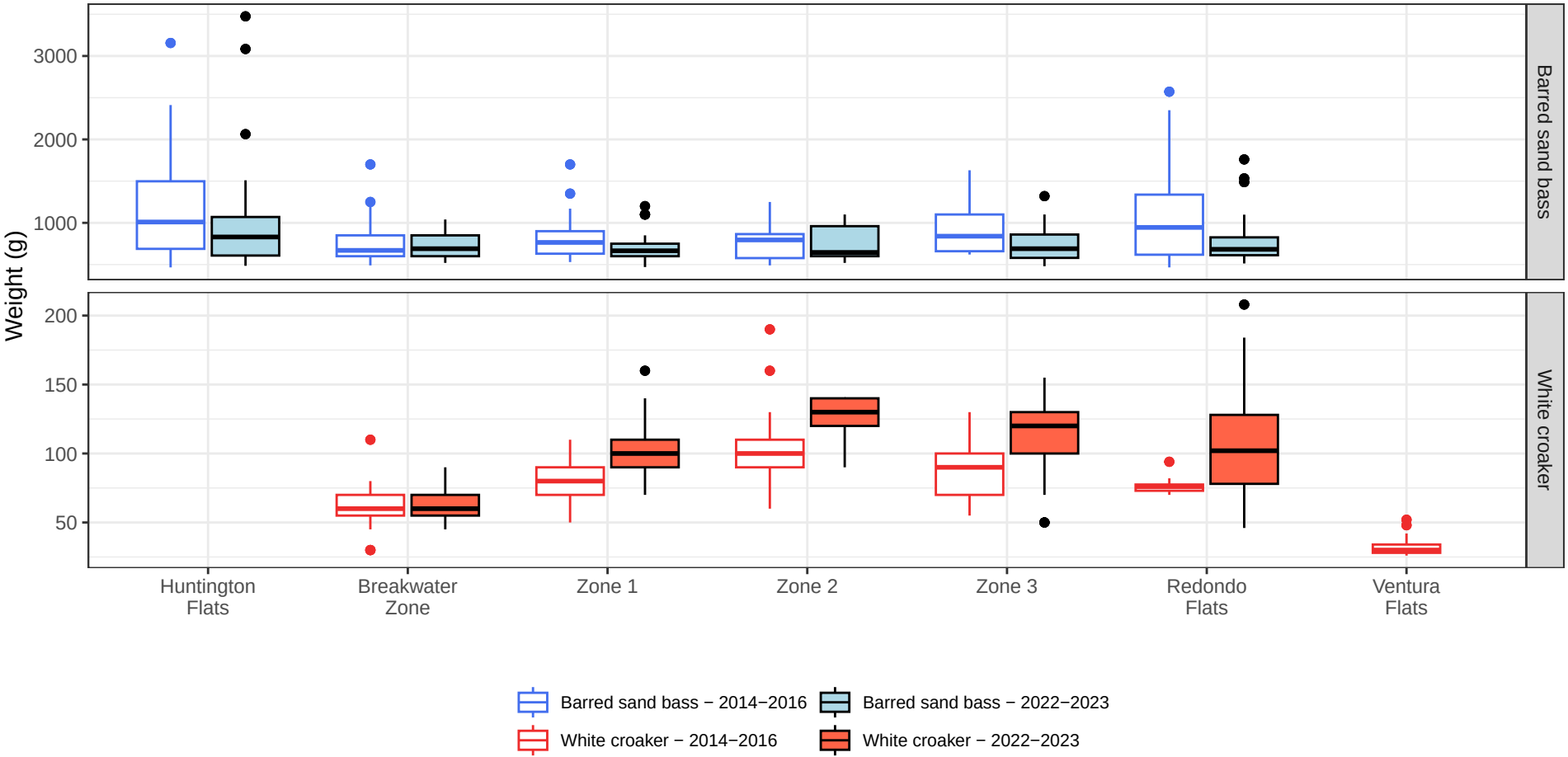
Weight (g)
3000
2000
1000
200
150
100
50
Barred sand bass
White croaker
Huntington Flats
Breakwater Zone
Zone 1
Zone 2
Zone 3
Redondo Flats
Ventura Flats
Barred sand bass − 2014−2016
Barred sand bass − 2022−2023
White croaker − 2014−2016
White croaker − 2022−2023

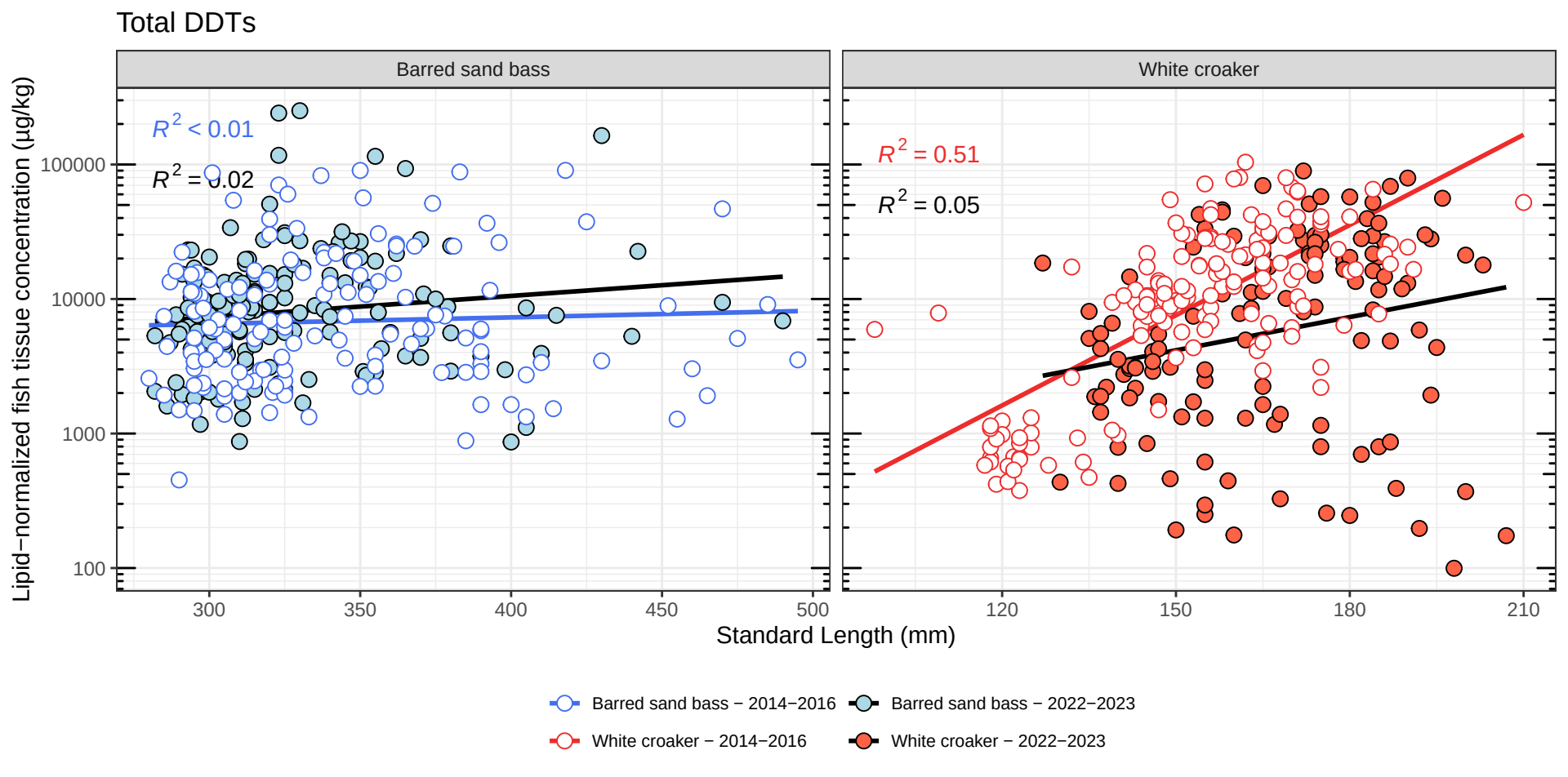
Total DDTs
Barred sand bass
White croaker
$R^2 < 0.01$
$R^2 = 0.02$
$R^2 = 0.51$
$R^2 = 0.05$
Lipid−normalized fish tissue concentration (µg/kg)
100000
10000
1000
100
300
350
400
450
500
120
150
180
210
Standard Length (mm)
Barred sand bass − 2014−2016
Barred sand bass − 2022−2023
White croaker − 2014−2016
White croaker − 2022−2023

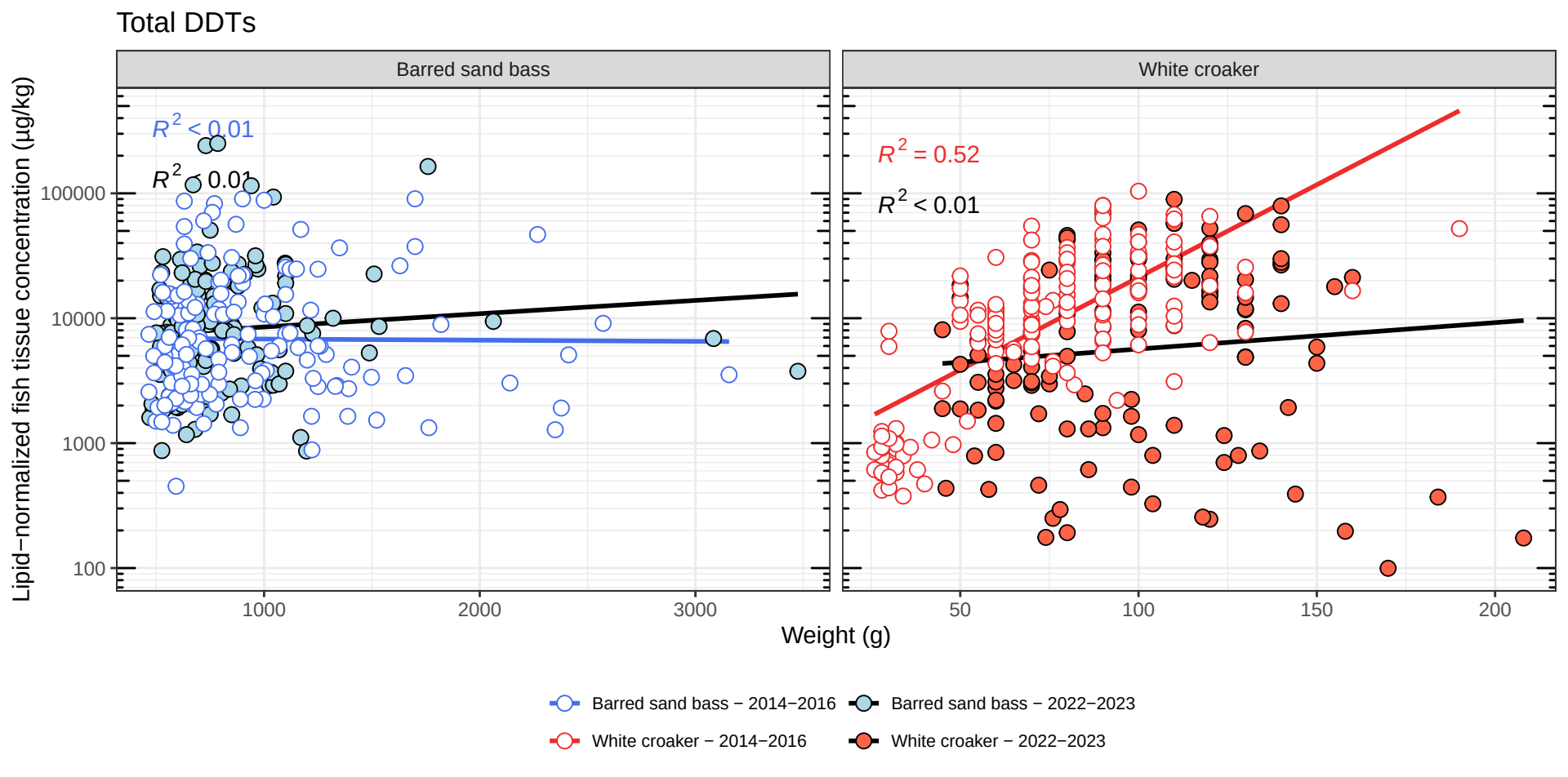
Total DDTs
Barred sand bass
White croaker
$R^2 < 0.01$
$R^2 < 0.01$
$R^2 = 0.52$
$R^2 < 0.01$
Lipid−normalized fish tissue concentration (µg/kg)
100000
10000
1000
100
1000
2000
3000
50
100
150
200
Weight (g)
Barred sand bass − 2014−2016
Barred sand bass − 2022−2023
White croaker − 2014−2016
White croaker − 2022−2023

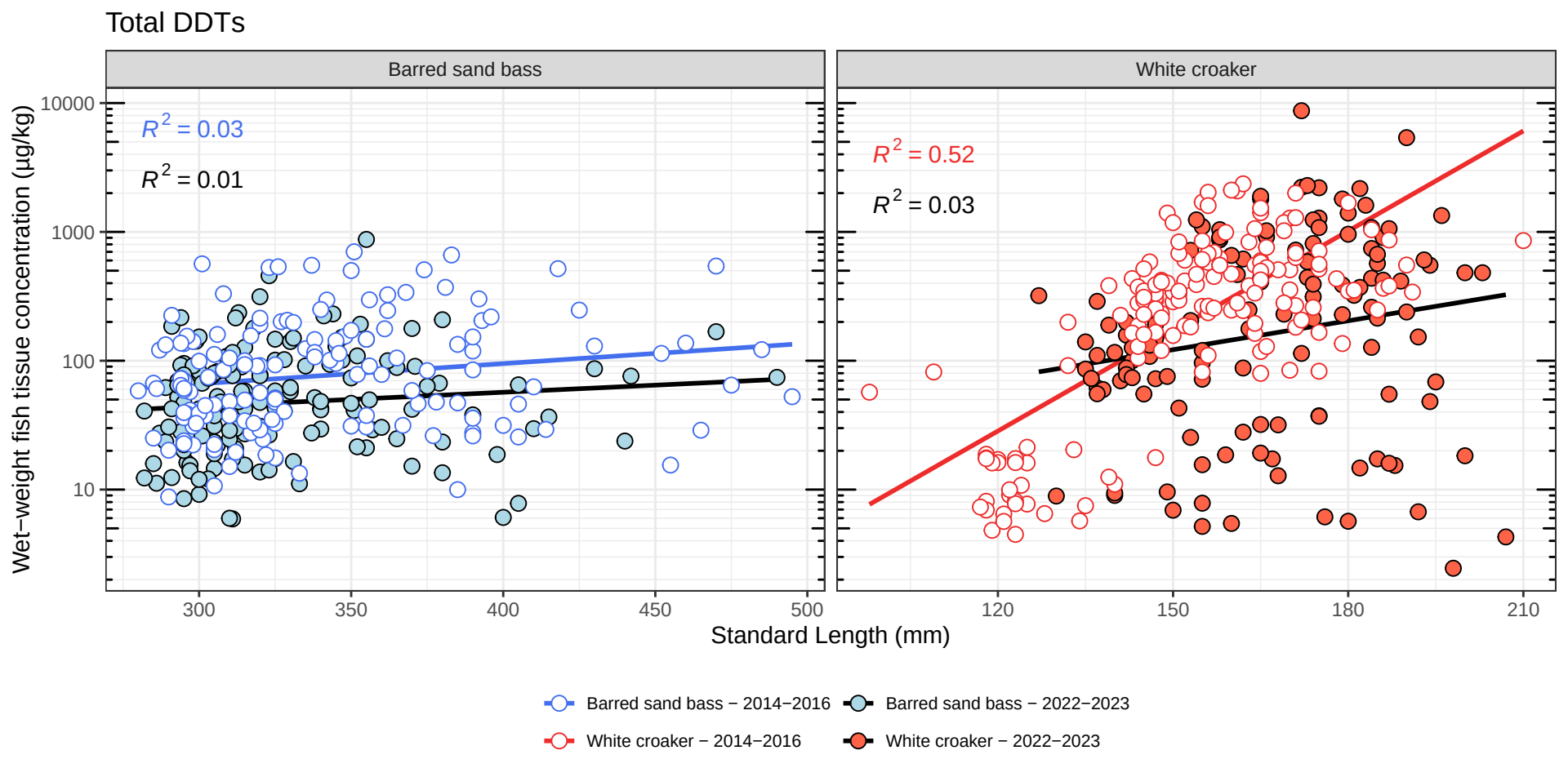
Total DDTs
Barred sand bass
White croaker
R^2 = 0.03
R^2 = 0.01
R^2 = 0.52
R^2 = 0.03
Wet−weight fish tissue concentration (µg/kg)
10000
1000
100
10
300
350
400
450
500
120
150
180
210
Standard Length (mm)
Barred sand bass − 2014−2016
Barred sand bass − 2022−2023
White croaker − 2014−2016
White croaker − 2022−2023

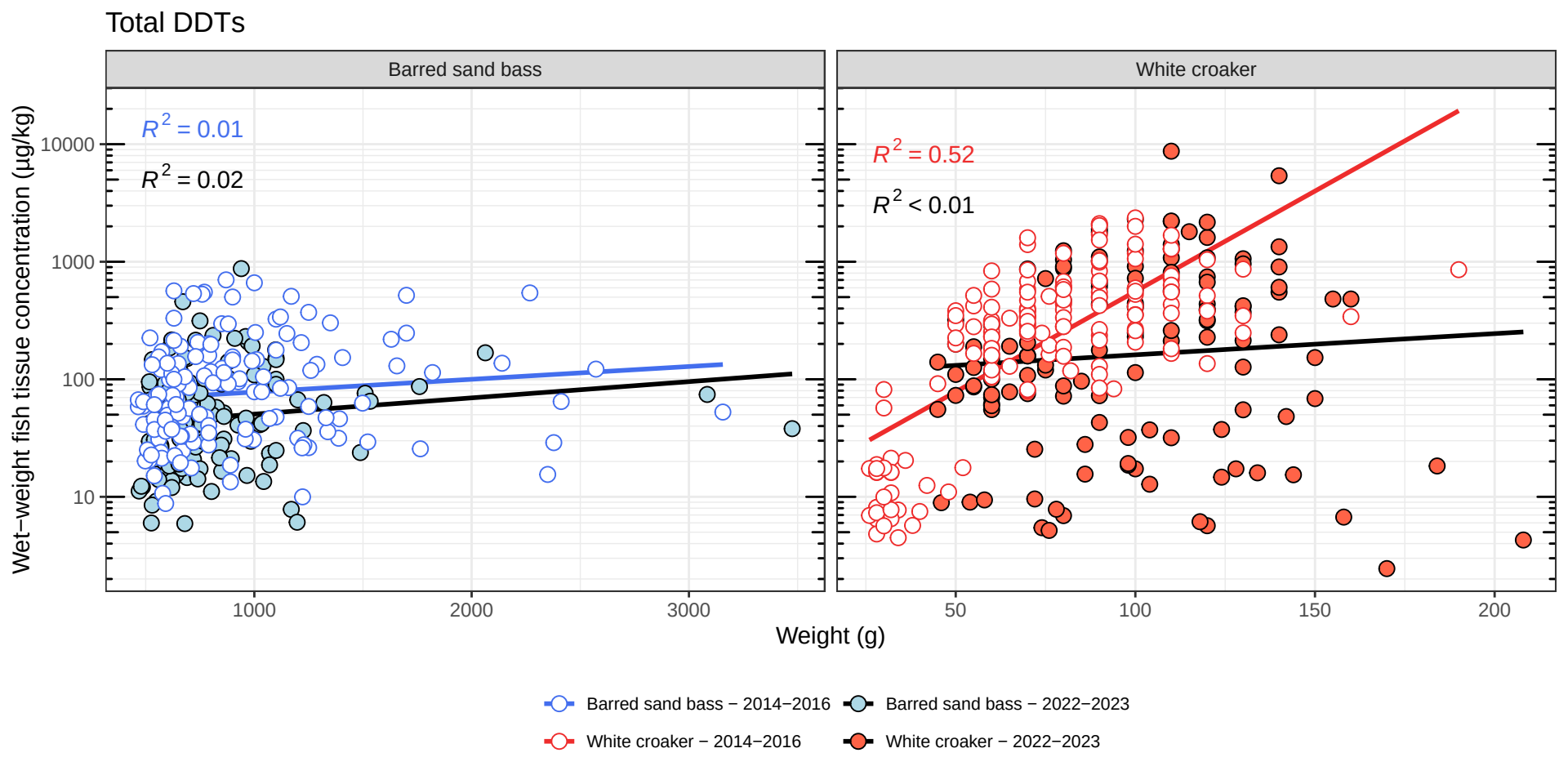
Total DDTs
Barred sand bass
White croaker
R^2 = 0.01
R^2 = 0.02
R^2 = 0.52
R^2 < 0.01
Wet−weight fish tissue concentration (µg/kg)
10000
1000
100
10
1000
2000
3000
50
100
150
200
Weight (g)
Barred sand bass − 2014−2016
Barred sand bass − 2022−2023
White croaker − 2014−2016
White croaker − 2022−2023

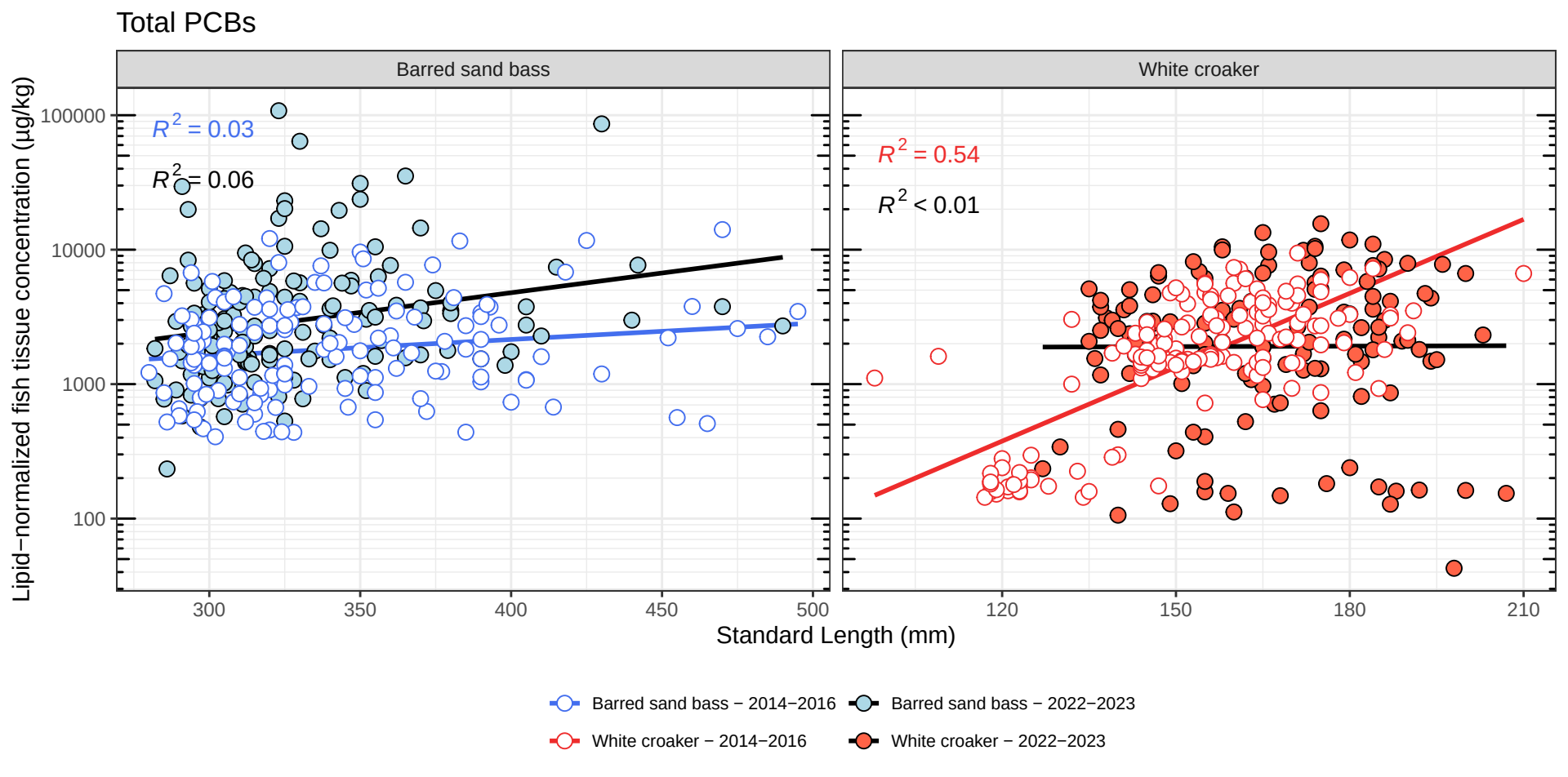
Total PCBs
Barred sand bass
White croaker
R^2 = 0.03
R^2 = 0.06
R^2 = 0.54
R^2 < 0.01
Lipid−normalized fish tissue concentration (µg/kg)
100000
10000
1000
100
300
350
400
450
500
120
150
180
210
Standard Length (mm)
Barred sand bass − 2014−2016
Barred sand bass − 2022−2023
White croaker − 2014−2016
White croaker − 2022−2023

Total PCBs
Barred sand bass
White croaker
R^2 = 0.01
R^2 = 0.01
R^2 = 0.55
R^2 < 0.01
Lipid−normalized fish tissue concentration (µg/kg)
100000
10000
1000
100
1000
2000
3000
50
100
150
200
Weight (g)
Barred sand bass − 2014−2016
Barred sand bass − 2022−2023
White croaker − 2014−2016
White croaker − 2022−2023

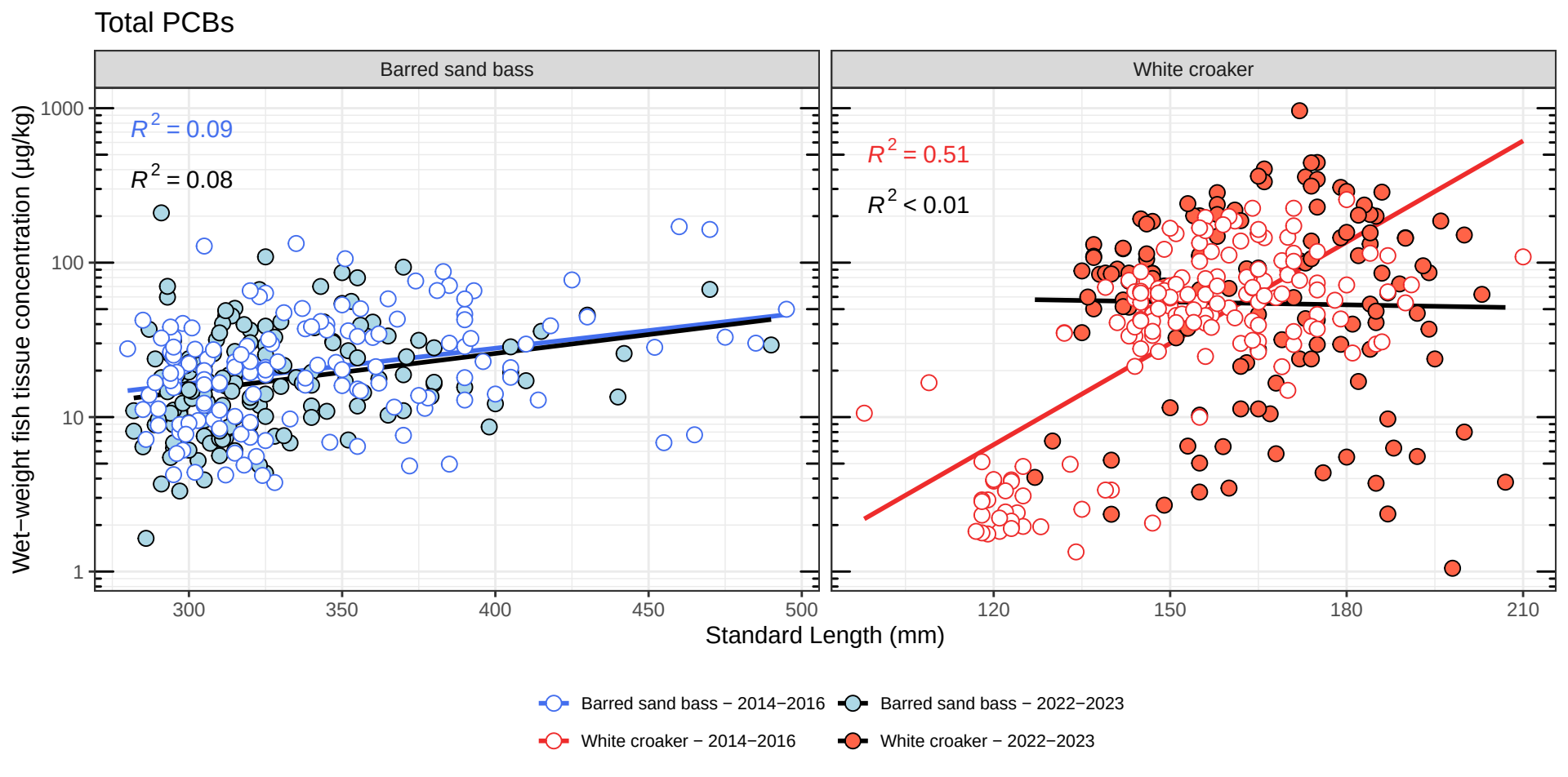
Total PCBs
Barred sand bass
White croaker
R^2 = 0.09
R^2 = 0.08
R^2 = 0.51
R^2 < 0.01
Wet−weight fish tissue concentration (µg/kg)
1000
100
10
1
300
350
400
450
500
120
150
180
210
Standard Length (mm)
Barred sand bass − 2014−2016
Barred sand bass − 2022−2023
White croaker − 2014−2016
White croaker − 2022−2023

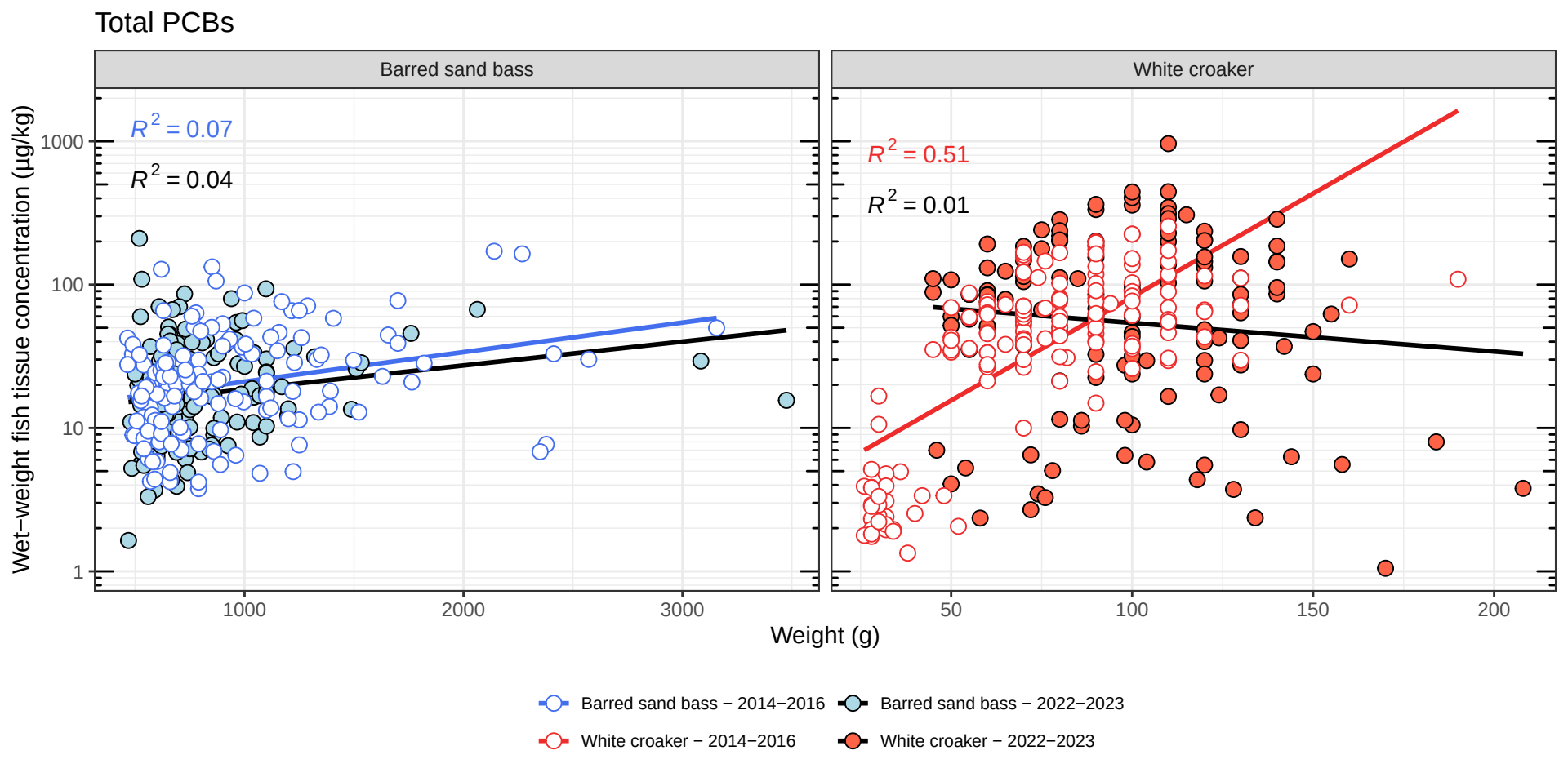
Total PCBs
Barred sand bass
White croaker
R^2 = 0.07
R^2 = 0.04
R^2 = 0.51
R^2 = 0.01
Wet−weight fish tissue concentration (µg/kg)
1000
100
10
1
1000
2000
3000
50
100
150
200
Weight (g)
Barred sand bass − 2014−2016
Barred sand bass − 2022−2023
White croaker − 2014−2016
White croaker − 2022−2023

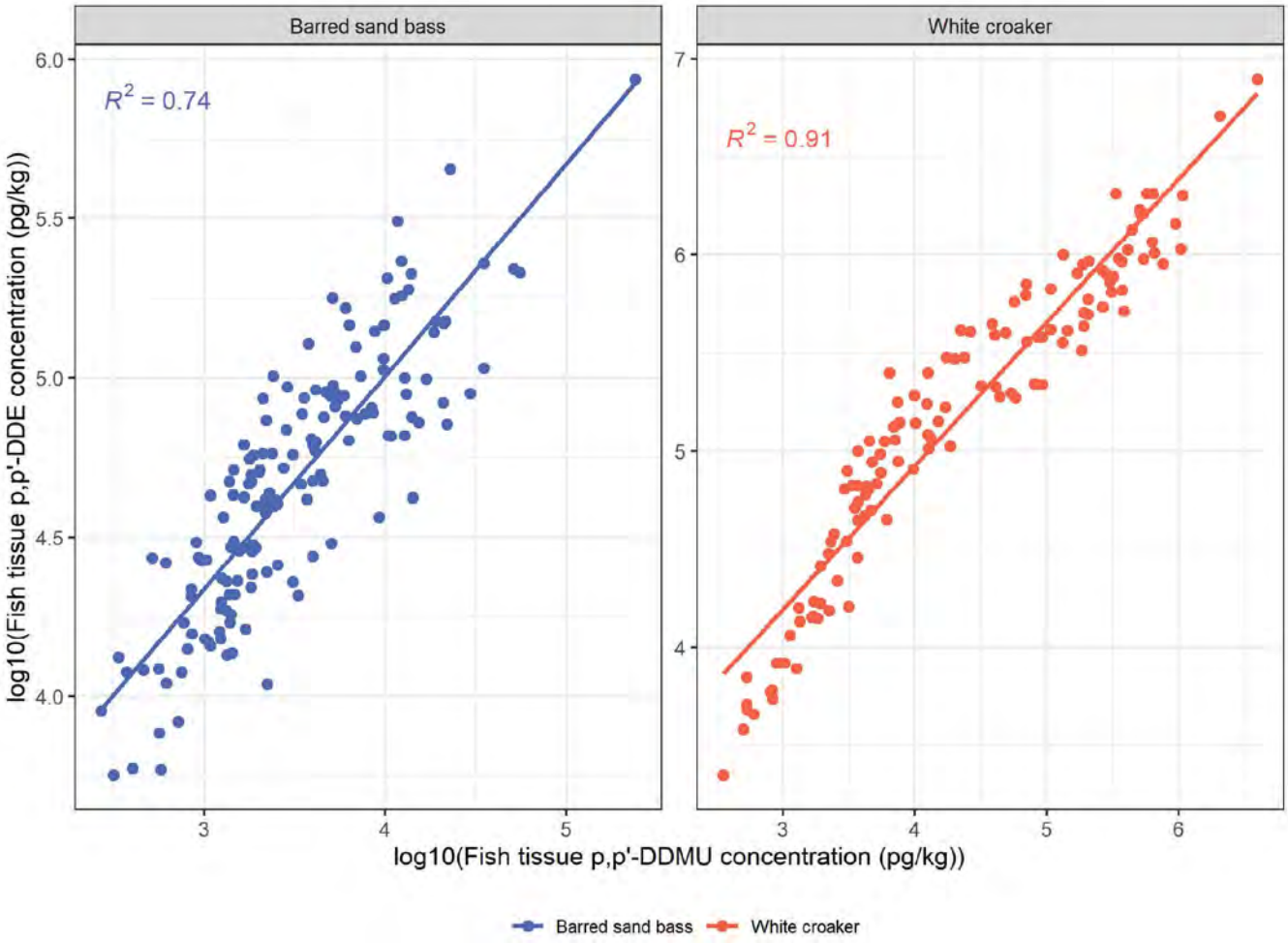

Correlation of p,p'-DDE with p,p'-DDMU in Fish Fillet Tissue
Second MNR Report
Palos Verdes Shelf
Los Angeles County, California

231101152346_fad26e09 Fig_S-1_ppDDE_ppDDMU_FishTissue_rev1

Appendix T
Responses to Comments on Draft Report

Memorandum

CH2M HILL, Inc.
6312 S. Fiddler's Green Circle
Suite 300N
Greenwood Village, CO 80111

Subject:	**Draft Second Monitored Natural Recovery Report, Response to Comments**
Project Name:	Palos Verdes Shelf, Operable Unit 5 of the Montrose Chemical Corporation Superfund Site, Los Angeles, California
Contract:	Design and Engineering Services (DES), Contract Line Item Number 3 (CLIN 3) Contract Number 68HE0318D0004, Task Order Number 68HE0921F0026
Attention:	United States Environmental Protection Agency (EPA) Region 9
From:	CH2M HILL, Inc. (CH2M)[1]
Date:	July 22, 2024
DCN:	DES-R9-21F0026-02016

[1] CH2M HILL, Inc. is a wholly owned subsidiary of Jacobs Solutions Inc.

Table 1-1. Response to Comments

No.	Page	Section	Paragraph	Comment	EPA Response
Comments from Daniel Cordero Jr, Senior Hazardous Substances Engineer, Site Mitigation and Restoration Program, Department of Toxic Substances Control, letter dated 17 May 2024					
1	--	--	--	The MNR Report is a study of degradation and dispersal of the COCs from the PV Shelf. Based on the study found at this link https://pubs.acs.org/doi/full/10.1021/acs.estlett.4c00115, COCs from the PV Shelf may be contributing to the contamination of lower-level organisms. COCs then work up through the food chain to marine mammals. This issue is currently being researched at the San Pedro Basin Ocean disposal sites and will continue to draw attention. The current MNR report does not address this issue entirely. It is for this reason, that DTSC is requesting that the U.S. EPA conduct a bench study to determine if zero valent iron, iron containing items, or other viable technologies can help degrade site COCs at a much faster rate. Quicker degradation of site COCs is a benefit to human health and the environment and can help alleviate concerns about the contribution PV Shelf is making to the San Pedro Basin contamination issue.	EPA acknowledges that primary objective of the monitored natural recovery (MNR) study is to determine whether contaminant of concern (COC) concentrations are decreasing in sediment, surface water, and fish on the Palos Verdes (PV) Shelf. Further evaluation of the uptake of COCs into the food web and associated human health and ecological risks will be included in the updated human health and ecological risk assessments currently underway. EPA plans to evaluate the use of zero valent iron as a means of enhancing degradation of dichlorodiphenyl-trichloroethane (DDT) compounds as part of the focused feasibility study (FFS). Additionally, as detailed in Eganhouse et al. (2016), the U.S. Geological Survey (USGS) and other researchers have investigated the physical, chemical, and biological factors controlling reductive dechlorination rates on the PV Shelf, and conducted benchtop microcosm studies focused on the use of metal catalysts (various forms of zero valent iron) to enhance degradation. The results of these studies will be evaluated and summarized in the FFS, and at that time the utility of performing additional benchtop studies will be considered in collaboration with the PVSTIEG.
2	--	--	--	Although site COCs appear to be declining, the highest concentrations of site COCs are still found by the outfall diffusers. DTSC is requesting that the sediment cover be completed in the highest COC concentration locations. If the requested bench study is successful, then iron filings should be utilized in cover construction.	EPA acknowledges that the highest COCs are found by the outfall diffusers and these areas warrant focus in the FFS. As noted in the previous response, consideration will be made whether viable technologies can be incorporated to reduce COCs at a faster rate.

Table 1-1. Response to Comments

No.	Page	Section	Paragraph	Comment	EPA Response
Comments from Dr. Ted Peng, Senior Engineering Geologist, Geological Services Branch, Department of Toxic Substances Control, letter dated 9 May 2024					
General Comments					
1	--	1.2	--	It is stated that "*Shallow sediment in the 0- to 20-cm bed-depth interval (although this interval can vary widely) has relatively low to moderate DDT concentrations. Characteristics of this layer reflect deposition of relatively less contaminated material and physical reworking by waves, currents, and benthic invertebrates.*" It should be noted that DDTs and PCBs had ceased to discharge to PV Shelf for decades, resulting in cleaner sediment being deposited in the outfall area (OA). It is unknown to GSB how much sediment or deposition had been added to the effluent-affected (EA) sediment bed as the estimated annual depositional rate, or the net sediment thickness increases since the last sampling event in 2013. Lacking this critical data, it is difficult to determine why there has been a reduction in concentration and mass of site COCs in the top surficial sediment layer at the EA sediment bed (i.e either from additional deposition or MNR) and to assess if remedial action objectives in the IROD have been attained. GSB considers that this is an important data gap. To mitigate the data insufficiency, GSB recommends EPA take additional action to calculate an estimated annual depositional rate, or net depositional thickness over time to further address this data gap to the extent that is feasible.	The second MNR study was not designed to estimate the quantity or thickness of sediment deposited since the last sampling event in 2013. However, in response to this comment, sections 4.1.2.2 and 5.1 have been revised to provide additional information about the recovery mechanisms likely contributing to the reductions in COC concentration and mass on the PV Shelf including burial or erosion, bioturbation, resuspension and desorption, molecular diffusion, and chemical transformation. As requested, a summary of previously determined net sediment deposition rates have also been added. The second MNR study has established that the remedial action objectives in the Interim Record of Decision (IROD) have not been attained. Thus, remedial alternatives will be developed and evaluated in the FFS, including an evaluation of the efficacy of MNR.
2	--	3.3.4	--	Since DDT tends to be stored in fat for fish, it is critical to properly measure lipid content and assess its role in DDT distribution within fish. As indicated, a higher fillet lipid content for WC than barred sand	Agreed. The final report has been revised to include an evaluation of the lipid-normalized COC concentrations in fish.

Table 1-1. Response to Comments

No.	Page	Section	Paragraph	Comment	EPA Response
				bass (BSB) has resulted in elevated DDT and PCB in WC as compared to BSB at the PV Shelf. As a result, GSB concurs with EPA's suggestion that differences in lipid-normalized body burdens of COCs between the two species could be included as part of future evaluations. To achieve this goal, GSB recommends using this data as another line of evidence to better gauge the distribution of DDT and PCB concentrations in different fish species as well as to evaluate the MNR effectiveness and performance for contaminant mass removal.	
3	--	4.1.1	--	It was stated that the EA sediment layer as calculated by the Earth Volumetric Studio (EVS) geostatistical model has an estimated volume of 15.2 km^3. This is about a 5 percent increase compared to the 14.5-km^3 volume modeled in 2009 and 2013. Bulk density data suggest that the EA deposit is consolidating over time as the median density has increased from 1.56 g/cm^3 in 2013 to 1.63 g/cm^3 in 2022 respectively. Consequently, the total mass of EA layer would increase accordingly and yield a higher average concentrations of site COCs in that portion of the sediment bed. As a result, GSB concurs with EPA's assertion that when natural recovery through burial (i.e., net sediment deposition) occurs, subsurface peak COC concentrations typically shift downward over time. Under the vertical loading from continuous deposition combined with the northwestern net transport direction, it may cause lateral spreading of site contaminants with higher COC concentrations to migrate outside the OA to potentially impact the marine environment. GSB cannot rule out the possibility that this may be occurring and that the shape and size for the EA sediment layer is expanding. For clarity and data	The study area boundary for The PV Shelf does not encompass the entire effluent-affected (EA) deposit but rather includes the portion on the continental shelf and upper slope with most of the COC concentrations and mass (this information can be found in Sections 5.2.2.1 and 5.2.2.2). The final report has been revised to include additional discussion about the extent of the EA deposit and uncertainties associated with estimating its thickness based on recovered core depths. The difference in the EA deposit volume estimated for the 2013 and 2022 data sets is likely within the error of the estimates. In addition, Section 4 has been revised to include additional discussion of the recovery mechanisms that are contributing to declines in average COC concentrations and mass. As noted in the response to General Comment 1, specifically burial or erosion, bioturbation, resuspension and desorption, molecular diffusion, and chemical transformation have been added to this section. However, their relative importance was not assessed as part of this MNR study. With respect to the shape and size for the EA sediment layer, the modeled interpolations presented in the report indicate that the contaminated sediment deposit does not appear to be enlarging, although some

Table 1-1. Response to Comments

No.	Page	Section	Paragraph	Comment	EPA Response
				completeness, EPA should add a section to describe the possibility of lateral spreading of site contaminants as a dynamic condition and evaluate if the current sediment sampling program is adequate to ensure all site contaminants will be fully characterized and delineated within the EA sediment bed.	contaminated sediment is expected to be exported out of the study area through sediment resuspension and transport processes.
4	--	4.1.2.2		The text states that "*The model estimates indicate that average COC concentrations decrease for the full model domain as well as for the subareas (OA and the 0- to 8-cm depth interval). The magnitudes of the decreases range from less than 10 percent to more than 30 percent.*" As the outstanding issue outlined in Comment 1, GSB is unclear whether the reduction in COC concentrations was completely attributed to the MNR process or additional cleaner deposition over time. If additional deposition of less contaminated sediment at EA sediment layer plays a major role in diluting the COC concentrations, then the performance of MNR should be reassessed and other remedial alternatives may need to be explored. In addition, the COC mass reduction rate on p,p'-DDE from 2013 to 2022 for top 8 cm layer for Shelf-wide and outfall area shown on Table 4-2 displays a large variation by using two methods (i.e Previous Modeling Methodology vs. Optimized Modeling Methodology). EPA should explain and discuss what results are more reliable and why the large variation occurs.	As noted in the response to General Comment 1, Sections 4.1.2.2 and 5.1 have been revised to further describe the natural recovery processes contributing to reductions in COC concentrations and mass. Additional deposition of less contaminated sediment is only one recovery process; the report attributes reductions in average COC concentrations and mass to the net effect of multiple recovery processes. The differences between the previous and optimized modeling methodologies are described in Section 2.7. This section has been revised to provide more information about the differences and clarify that the optimized results are considered more reliable.
5	Figure 4-13	--	--	According to footnote 1 on Figure 4-13, each box represents the interquartile range (IQR) from the 25th to the 75th percentile, the centerline represents the 50th percentile (median). EPA should explain why a limited data set was used and excluded a	The boxplots shown on Figure 4-13 represent the entire data set. The boxes encompass the interquartile range (IQR), but the rest of the data are presented in the whiskers (which extend to the furthest data point within

Table 1-1. Response to Comments

No.	Page	Section	Paragraph	Comment	EPA Response
				larger data set up to 95th percentile data points from being used in the data comparison. To address this issue, GSB requests EPA use a large data set up to 95th percentile in the data comparison to recalculate the fish tissue concentrations to evaluate if the temporal trends will remain the same. Also, EPA should explain why the median concentration and not the conventional average concentration was used for trending analysis for total DDTs and total PCBs in fish.	1.5 times the IQR) and outlier data points (values beyond 1.5 times the IQR). Medians were used in the discussion because they are representative of the central tendency in the data set and are less affected by extreme values (both high and low). The zone-specific temporal changes were assessed using pairwise tests to evaluate whether the distributions of concentrations (e.g., the ranges of measured values) have significantly changed over time. Assessing the full distribution, rather than a specific point in that distribution, like a 95th percentile, provides insight on how the overall concentrations (i.e., not just the upper end of the distribution) among fish collected from each zone may differ across the two time points.
6	--	5.5	--	Based on the MNR results, the average Total DDT concentration in sediment on the PV Shelf remains above the interim and final cleanup levels provided in the IROD, and COC concentrations in samples of water and fish exceed the IROD cleanup levels for both DDTs and PCBs. This is a concern to GSB as the interim remedy through MNR is not performing the designated remedial action objectives. Considering widespread DDT detections in deep-sea fishes is indicated in the study as in the link of https://pubs.acs.org/doi/full/10.1021/acs.estlett.4c00115 that was recently published on May 6, 2024 in Environmental Science & Technology Letters, GSB recommends EPA take immediate action to ensure DDT and PCB concentrations in these impacted medium be lowered to IROD cleanup levels in a timely manner, and final remedial alternatives for PV Shelf are developed and implemented as soon as possible. It should be noted that the MNR program	Comments acknowledged. Completion of the updated human health and ecological risk assessments and the FFS are the next steps in developing the final remedy for the PV Shelf. EPA acknowledges that the targeted analytical methods used to quantify DDT concentrations on the PV Shelf do not capture all possible DDT-related compounds. Sections 4.1.4 and 4.3.3 have been revised to note the possible presence of other non-targeted DDT-related compounds as an uncertainty. However, virtually all of the broader suite of DDT breakdown products lack toxicity data and only compounds with documented toxicity characteristics can be evaluated in risk assessments and used to develop protective cleanup levels; thus, non-targeted analysis is not currently under consideration for the PV Shelf. The potential for future non-targeted analysis can be discussed with the Palos Verdes Shelf Technical Information Exchange Group (PVSTIEG) to support decision making.

Table 1-1. Response to Comments

No.	Page	Section	Paragraph	Comment	EPA Response
				has been monitored since 2009, and based on these exceedances, the data indicates the remedial action objectives stipulated in the IROD are not being attained. Furthermore, the recent study cited above indicates that using targeted approach by focusing on four to eight specific DDT compounds may underestimate the total DDTs distribution in the study area. This approach does not analyze the full suite of DDT-related chemicals to properly quantify DDT distribution at PV Shelf. Compounds including tris(4 chlorophenyl)methane (TCPM) and its isomers are important parameters among the DDT-related compounds and they are not currently included in the analysis. To obtain a reliable and comprehensive DDT distribution in marine environment, these unanalyzed DDT-related compounds should be included for further analysis. Apparently, the analysis of the larger suite of DDT-related compounds is critical to trace ocean pollution of DDTs and PCBs at PV Shelf. EPA should use the non-targeted analysis to expand the analytes for DDT analysis to ensure the results are not underestimated and representative.	
7	--	--	--	It is stated that EPA will use the results of the second MNR sampling program in conjunction with updated human health and ecological risk assessments to develop final remedial alternatives for the PV Shelf. However, there is no specific timeline provided for when the final remedial alternatives will be developed and presented to DTSC for review. Due to outstanding issues listed above in Comment 6, GSB recommends EPA endeavor to use a larger suite of DDT-related chemicals by including TCPM for future analysis. In the meantime, immediate action should be taken to lower the DDT and PCB	The Second MNR Report does not include a project schedule; however, the U.S. Environmental Protection Agency (EPA) will continue to provide schedule updates. The Draft FFS is currently scheduled for submittal to the PVSTIEG in mid-2025. As noted in the response to Specific Comment 6, non-targeted analysis is not currently being considered for the PV Shelf but can be discussed with the PVSTIEG to support decision making.

Table 1-1. Response to Comments

No.	Page	Section	Paragraph	Comment	EPA Response
				concentrations below the IROD cleanup levels for compliance and to control unintended spreading for DDTs and PCBs to further contaminate the marine environment. To protect human health and the environment, EPA should propose viable mitigation actions and/or measures to address those outstanding issues to allay GSB's concerns.	
Comments from Ch-Li Tang, Los Angeles County Sanitation Districts, dated 29 April 2024					
Specific Comments					
1	ES-1	Executive Summary	4; 1st bullet point	Capitalize "white croaker"	The MNR report used the same convention as the PV Shelf IROD and therefore, used lowercase for white croaker.
2	ES-2	Executive Summary	2; third bullet point	Capitalize "barred sand bass"	As noted in response to comment ES-2, the MNR report used the same convention as the PV Shelf IROD and therefore, used lowercase for barred sand bass.
3	ES-5	Executive Summary	Table ES-2; in the "White Croaker" section of the table, in the cell that reads "3,520"	Typically, results from Zone 2 should be between Zones 1 and 3 (that applies to PCBs result) due to the distance of outfall. Please check Figure 3-11.	As explained in a footnote, the representative values for white croaker shown in Table ES-2 are the 95% upper confidence limit (UCL) on the mean concentration. The 95% UCLs are shown on Table 3-14 but not on Figure 3-11. Although the median and mean Total DDT concentrations in Zone 2 fall between the median and means for Zone 1 and Zone 3, the limited sample size from Zone 2 leads to a 95% UCL that is higher than the 95% UCL for Zone 1.
4	ES-5	Executive Summary	Table note "Representative values for WC are the 95 percent upper confidence limit on the mean concentration."	I am confused with the Representative values (95% UCL) for WC when comparing results at Figure 3-11 with Box plot for WC in 25, 50, 75%tile. Can Figure 3-11 also label where 95% UCL for WC or it can be found somewhere other than Figure 3-11?	As the commenter noted, Figure 3-11 does not include a label for 95% UCL for WC. The 95% UCLs are shown on Table 3-14 through Table 3-16.

Table 1-1. Response to Comments

No.	Page	Section	Paragraph	Comment	EPA Response
5	2-1	2.1.1	1; 8th line, text that reads “(Figure 1-1)”	No LACSD's stations/transects info on Figure 1-1. Can provide to EPA if needed.	The figure reference in Section 2.1.1, 8th line has been changed from Figure 1-1 to Figure 2-1. Figure 2-1 shows the Los Angeles County Sanitation Districts’ stations and transects.
6	2-3	2.1.4	4; 3rd line, text that reads “Cores were transported”	Before these cores were transported, the cores stayed overnight on the cold box. After the GS sleeve was removed on the second day, cores were transported to.....	The text has been revised as follows: “Approximately 1 liter of liquid nitrogen was applied to the ends of the GS sleeve to provide quick freezing. The cores remained in the GS sleeves and cold boxes overnight. After the GS sleeve was removed on the second day, ~~C~~cores were transported to the Sanitation Districts’ San Jose Creek Water Reclamation Plant (SJCWRP) for storage in a deep freezer (-20 degrees Celsius [°C]) at the end of each work day.”
7	2-3	2.1.4	4; 3rd and fourth lines, text reading “to the San Jose Creek Water Reclamation Plant”	Sanitation Districts’	The text has been revised as shown in the response to Specific Comment 6.
8	2-4	2.1.7	1; last sentence	In a discussion during the PVSTIEG meeting on 1/16/2024, members of PVSTIEG approved to abandon station BA7BC in future sampling.	Although the PVSTIEG agreed with the suggestion to abandon location BA7BC for future sampling, EPA elected to include a recommendation to develop evaluation criteria, investigate this location more thoroughly, and make a decision prior to the next MNR study.
9	2-7	2.2.2.1	2; 3rd sentence	Recalled the weather condition could be the reason for losing many PEDs during the 2022 sampling event. One PED was found later but distant from the designated location. Samplers deployed at station W5 were never recovered since earlier survey. Suggest to reconsider station locations along the busy San Pedro Channel.	The weather conditions during the deployment period as a likely explanation for the PED losses is found in Section 2.2.2.4 (Deviation from the Passive Sampling QAPP). The last sentence in Section 2.2.2.1 includes a cross reference for further discussion of sampler losses to this section. Section 5.4 has been revised to include a recommendation for reconsidering the scope of the passive sampling component of the MNR program given the sampler losses in 2013 and 2022.

Table 1-1. Response to Comments

No.	Page	Section	Paragraph	Comment	EPA Response
10	3-9	3.3.5.2	2; text reading "(Table 3-17)"	Not sure that using [Kruskal]-Wallis test with Dunn's method for multiple comparison is appropriate in Table 3-17. Could it be easier using the Two-Way ANOVA (Zone, results of DDT and PCBs) for each species then using a letter A, B or C to show they are significantly different of not? Could it be more meaningful if considering the contamination with spatial distribution (various zones) and temporal trends (2009/2013/2022)?	As an initial step for these comparisons, an analysis of variance (ANOVA) was considered. However, not all of the data groupings met the normality assumptions of the ANOVA test. Therefore, the nonparametric Kruskal-Wallis test with post hoc Dunn's method for multiple comparisons was used instead. The analysis in Section 3.3.5.2 is specific to evaluating the data from the current study. Further evaluation on the temporal changes is presented in Section 4. For the evaluation in Section 4, an initial two-way ANOVA was also run for each species and chemical using the zone and collection year to confirm that the collection year was significant, but these results were not used or presented in the draft report. Instead, for simplicity in describing zone-specific changes in COC tissue concentrations, pairwise tests were run to compare the first MNR study results to the second MNR study results for each species, chemical, and zone.
11	4-1	4.1	1, 2nd bullet; text reading "IROD"	From the Executive Summary (ES-4), it says: EPA will use the results of the second MNR sampling program in conjunction with updated human health and ecological risk assessments to develop final remedial alternatives for the PV Shelf. Should it be the Final Record of Decision (FROD) instead of IROD in this sentence?	The intent of this section of the text is to progress from the second MNR study to the updated risk assessments and FFS final remedial alternatives. Thus, the second bullet in Section 4.1 (and second bullet in Section 1.4) have been revised as follows: "Determine whether the post-capping projections provided in the IROD have been met, as they were in the First MNR Study (Gilbane, 2018)."
12	4-1	4.1.1	3; text reading "Appendix Q"	The profile of Figure 12 in Appendix Q (page 13) needs further review. Results from BA4DC at 4-6 cm were normal historically (2009/2013) but a spike (even higher than BA8C) in 2022.	The profile in Figure 12 is correct based on the reported results for this sample. The field, laboratory, and data validation documentation for this sample did not reveal any evidence of an error. Section 3.1.1 has been revised to acknowledge the unexpected results and describe the

Table 1-1. Response to Comments

No.	Page	Section	Paragraph	Comment	EPA Response
					additional verification steps that were taken. Please also refer to the response to Specific Comment 15.
13	5-3	5.4	1, 1st bullet	PVSTIEG Final Meeting Minutes dated on 3/26/2024 said: Agreements PVSTIEG members agreed with the suggestion to abandon location BA7BC. In the Second MNR Report, EPA will recommend developing evaluation criteria to investigate this location more thoroughly and a decision will be made prior to the next MNR study.	Please refer to the response to Specific Comment 8. Although the PVSTIEG agreed with the suggestion to abandon location BA7BC for future sampling, EPA elected to include a recommendation to develop evaluation criteria, investigate this location more thoroughly, and make a decision prior to the next MNR study.
14	--	Table 2-3	Row: BA5BFD Column: Slices Generated; cell reading "0"	Please verify.	Comment Acknowledged. The slices generated for Row BA5BFD should be 24 and not 0. As such, Row BA5BFD has been corrected. In addition, Row for BA5B has been revised from 50 to 26 slices.
15	--	Table 3-1	Row: BA4DC Column: Average Total DDTs - Carbon Normalized (µg/kg OC); text reading "2,500,000"	Highly suspicious about this result. A questionable value from 4-6 cm at BA4DC (the 3rd record from top) on page 6 of Appendix F may need further verification.	We agree that the polychlorinated biphenyl (PCB) and DDT results for this sample are anomalous compared to the results for the same interval in 2009 and 2013, and compared to the results for the 2 to 4 cm and 6 to 8 cm intervals from the same core. However, a review of the field, laboratory, and data validation documentation for this sample did not reveal any evidence of an error. Section 3.1.1 has been revised to acknowledge the unexpected results and describe the additional verification steps that were taken.
16	--	Table 3-1	Row: BA4DC Column: Average Total DDTs - Carbon Normalized	Highly suspicious about this result. A questionable value from 4-6 cm at BA4DC (the 3rd record from top) on page 6 of Appendix F may need further verification.	Please refer to the response to Specific Comment 15.

Table 1-1. Response to Comments

No.	Page	Section	Paragraph	Comment	EPA Response
			(µg/kg OC); text reading “4,000,000”		
17	--	Table 3-2	Row: BA4DC Column: Average Total PCBs (Short List) Carbon Normalized (µg/kg OC); text reading “190,000”	highly suspicious this result. what's the TOC?	Please refer to the response to Specific Comment 15. The total organic carbon (TOC) content in this sample was low (0.763%) compared to the intervals above and below it (3.52% and 3.08%, respectively); however, additional review of the field, laboratory, and data validation records did not reveal any evidence of an error.
18	--	Table 3-2	Row: BA4DC Column: Average Total PCBs (Expanded List) Carbon Normalized (µg/kg OC); text reading “330,000”	highly suspicious this result. what's the TOC?	Please refer to the response to Specific Comment 17.
19	--	Table 5-1	Row: Total DDTs Column: 2022-2023 Representative Value; text reading “3,520”	Zone 2> Zone 1	Please refer to the response to Specific Comment 3.
20	--	Figure 3-2	Text reading “JWPCP”	A.K. Warren Facility	Comment Acknowledged. This text has been removed from the figure.
21	--	Figure 3-3	Text reading “JWPCP”	AK Warren Facility	Comment Acknowledged. This text has been removed from the figure.

Table 1-1. Response to Comments

No.	Page	Section	Paragraph	Comment	EPA Response
22	--	Figure 3-4	In the "Total DDT Compounds" section, text reading "BA4C"	BA4DC ?	The vertical profiles follow the 60-m isobath. Location BA4DC is located on the 40-m isobath and thus is not annotated on the figure.
23	--	Figure 3-5	Text reading "JWPCP"	A.K. Warren Facility	Comment Acknowledged. This text has been removed from the figure.
24	--	Figure 3-6	Text reading "JWPCP"	A.K. Warren Facility	Comment Acknowledged. This text has been removed from the figure.
Comments from Terra Petry, Los Angeles County Sanitation Districts, dated 29 April 2024					
Specific Comments					
1	v	Acronyms and Abbreviations	9	Capitalize "barred sand bass"	The MNR report used the same convention as the PV Shelf IROD and therefore, used lowercase for barred sand bass.
2	viii	Acronyms and Abbreviations	1	Capitalize "white croaker"	The MNR report used the same convention as the PV Shelf IROD and therefore, used lowercase for white croaker.
3	2-4	2.1.7	1; 6th line; text reading "(e.g., based on color banding)"	remove the example	Section 2.1.7 has been revised as requested.
4	2-7	2.2.2.2	3; last line; text reading "conductivity-temperature-depth meter casts at the time of retrieval."	conductivity-temperature-depth (CTD) water column profiler at the times of deployment and retrieval.	Section 2.2.2.2 has been revised as follows: "Water temperature and conductivity were measured using conductivity-temperature-depth <u>water column profilers at the times of deployment and retrieval.</u>~~meter casts at the time of retrieval.~~"

Table 1-1. Response to Comments

No.	Page	Section	Paragraph	Comment	EPA Response
5	2-8	2.3.1	1; 2nd bullet; text reading "Barred sand bass"	Capitalize "Barred sand bass"	Please refer to the response to Specific Comment 1.
6	2-9	2.3.1	Last; fourth sentence	10 was targeted for both BSB and WC	Section 2.3.1 has been revised as follows: "The number of BSB and WC specimens planned for the Zone 2 collection area was limited to 10 of each species by the Warren Facility NPDES permit. For Ventura Flats, collections of only WC were planned."
7	4-3	4.1.4.1	1; lines 5-6; text reading "inspection of color banding in the core)"	visual inspection remove color banding comment	Section 4.1.4.1 has been revised as requested.
Comments from Chase McDonald, Los Angeles County Sanitation Districts, dated 29 April 2024					
Specific Comments					
1	4-3	4.1.4.1	1; lines 6-7; text reading "perpendicular to the sediment bed."	I would say that the cores are collected vertically as opposed to collected perpendicular to the sediment bed. The deeper cores were collected in areas where the sediment bed has a decent slope to it.	Section 4.1.4.1 has been revised as follows: "The use of an inclinometer ~~(and after the inclinometer was lost, inspection of color banding in the core)~~ ensured that cores accepted for processing were collected vertically ~~perpendicular to the sediment bed~~."
Comments from J. Westfall, Los Angeles County Sanitation Districts, dated 29 April 2024					
Specific Comments					
1	7-1	7	2; lines 3-4; text reading "Sanitation Districts of Los Angeles County"	Los Angeles County Sanitation Districts	Section 7 has been revised as requested.
Comments from L. Gaboudian, Los Angeles County Sanitation Districts, dated 29 April 2024					
Specific Comments					

Table 1-1. Response to Comments

No.	Page	Section	Paragraph	Comment	EPA Response
1	ES-4	ES	1; line 1, text reading “The horizonal and vertical…”	horizontal	Comment Acknowledged. This typographical error has been corrected.
2	ES-4	ES	2; line 2; text reading “… generally highest northwest of the of …”	remove "of"	Comment Acknowledged. The sentence has been corrected.
Comments from Heal the Bay, letter dated 10 May 2024					
General Comments					
8	We would like to see additional background information on the broader suite of DDT breakdown products (potentially more than 45 compounds and related byproducts) that can have toxic effects but which have not been traditionally monitored in the environment. This MNR report must be placed in the context of what we know currently. Ideally, this study would have, or will in its next iteration, tested for the full suite of DDT+. Figure 1-2 should be expanded to include additional known breakdown products. The text on pages ES-2, 1-3, and 1-5 should be expanded to at least mention more recent studies and findings for context. Refer to Mackintosh et al. (2016) study.				The text on page 1-3 has been revised to indicate that other DDT-related compounds have been identified regionally using non-targeted analysis and references to Mackintosh et al. (2016) and Stack et al. (2024) have been added. Additionally, a note has been added to Figure 1-2 to clarify that it shows potential pathways for microbial degradation of DDT based on work performed by Eganhouse and Pontolillo (2007). However, virtually all of the broader suite of DDT breakdown products lack toxicity data, and only compounds with documented toxicity characteristics can be evaluated in risk assessments and used to develop protective cleanup levels; thus, non-targeted analysis is not currently under consideration for the PV Shelf. The potential for future non-targeted analysis can be discussed with the PVSTIEG to support decision making for the site.
9	Include more justification and explanation for the presentation of and focus on certain results – such as use of organic-carbon (OC) normalized DDT and PCB results as well as the focus on the 0 to 8cm layer. It is not clear how OC-normalized results should be interpreted compared to non-OC-normalized results. We recognize that the stipulated levels in the IROD are for OC-normalized				Section 1.3 has been revised to provide additional explanatory text about why the sediment cleanup goals in the IROD are reported on an organic carbon normalized basis, and why the 0 to 8 cm depth interval is used to

Table 1-1. Response to Comments

No.	Page	Section	Paragraph	Comment	EPA Response
	values but, if this document is meant to stand on its own, please provide a brief background and justification on this. Similar comment for the focus on the 0 to 8cm layer results.				represent the biologically active zone on the PV Shelf. Briefly, the IROD cleanup goals for DDT and PCBs in fish and sediment were developed using a bioaccumulation model of the relationships between COC concentrations in sediment and fish (white croaker). Because of the affinity of hydrophobic organic contaminants for organic carbon in sediment and lipids in fish, the model relationships are based on organic carbon-normalized sediment and lipid-normalized fish tissue concentrations. For the purposes of the MNR evaluation, dry weight sediment COC concentrations are used to evaluate spatial and temporal trends and organic carbon (OC)-normalized concentrations are used for comparisons to sediment cleanup goals. Sediment cleanup goals apply to average OC-normalized COC concentrations in the 0 to 8 cm depth interval of the sediment bed, which represents the biologically active zone based on site-specific bioturbation studies.
10	We recommend additional explanation and justification on the connection between site fidelity and expected COC concentrations in white croaker vs barred sand bass (discussed on pages ES-4, 4-8). If white croaker have lower site fidelity, it seems to us that they would show lower levels of PCBs and DDTs since they would forage farther and possibly outside of the PV Shelf site in areas with lower levels of contamination. However, lower site fidelity is described as a reasoning for the higher levels of PCBs and DDTs in white croaker vs barred sand bass. Please explain more and add additional justification backed up with previous literature.				Section 4.3 has been revised to include additional discussion of the foraging preferences of white croaker. In general, white croaker primarily feed on worms that would be found in areas of fine-grained sediment and high organic carbon. White croaker are considered nomadic in pursuit of their preferred prey, and would not be expected to stay within a collection zone once the food resource is depleted. These fine-grained and high organic carbon areas, both inside and outside the PVS, likely represent areas of relatively higher concentrations of COCs compared to other habitat types. Similarly, worms are expected to have greater body burdens of COCs compared to other prey items. Compared to barred sand bass, white croaker would have greater exposure to COCs both through diet and habitat. White croaker's low site fidelity has been

Table 1-1. Response to Comments

No.	Page	Section	Paragraph	Comment	EPA Response
					described more clearly to explain why white croaker would be less sensitive to zone-specific reductions in sediment COC concentrations compared to barred sand bass.
11	A weakness of the MNR is that is does not present fish results normalized for lipid, size, or age. There is a discussion that it could be included in future studies (Page 4-9 and 5-3); however, the data exists now and should be included in this study. Normalizing COC concentrations for length or weight is an easy straightforward analysis; at a minimum the samples should be graphed by COC concentration and size to look at whether a representative sample of fish was likely obtained or if all fish appear to be young/small or old/large, which could skew the results. Further, it would be important to look at size classes between the 2013 and 2022/2023 studies and assess whether they are similar or different enough to explain differences found in COC concentrations. This concern was brought up in the last PVSTIEG meeting in January 2024 as well and we hoped it would have been addressed in this draft of the study. The statement on Page 3-7 that "…fish collected within these zones also have considerably larger ranges in measured concentrations compared to other zones, suggesting higher intraspecies variability compared to BSB" could be due solely to differences in size and/or age and should utilize data to support or refute this hypothesis. We also remain concerned that only skin-off fillets are being examined for COC levels. We know that people often eat more than skin-off fillets and to be most health protective, we recommend that whole fish samples be examined for COC levels in addition to skin-off fillets.				The final report has been revised to include an evaluation of the lipid-normalized COC concentrations and consider the age and size of the fish on the fillet COC concentrations. For the first and second MNR studies, skin-off fillets were analyzed because this type of approach is used by California Department of Fish and Wildlife (CDFW) in setting fishing advisories, is relatively simple to implement, and produces a homogeneous sample compared to other preparation methods (NOAA and EPA, 2007). For the samples collected during the second MNR study, fish remainders (all tissue except for the skin-off fillets) were also analyzed and whole-body tissue concentrations were calculated using the fillet and remainder results. Whole-body fish tissue data are being used in the human health and ecological risk assessment updates.
12	Similar to the previous comment (#4), we recommend that additional data analysis be conducted to bolster claims that oceanic conditions were similar between the 2013 and 2022/2023 data collection periods. It is not clear if data such as temperature, salinity, and suspended sediment concentrations were collected, however, we recommend that basic descriptive chemical and physical data be collected in the future to be able to provide back up for statements that conditions were similar across sampling periods (see Page 4-6). Because our climate is changing rapidly, sampling at the same time of year does not necessarily mean conditions will be the same over 10 years (in addition to "regular" variability). If such data has already been collected, we recommend that it be analyzed and presented to support or refute the assumption that conditions at the time of sampling across studies were similar.				Water temperature and conductivity were measured at the passive sampling device (PSD) locations at the time of PSD retrieval; otherwise, water temperature, salinity, and suspended sediment data were not collected as part of the first or second MNR studies (See Section 2.2.2.2). Section 4.2.4.1 states that "because the high-resolution water grab samples represent a snapshot of conditions at the date and time of sampling, temporal differences potentially could arise from differences in oceanographic conditions at the time of sampling (e.g., temperature, salinity, suspended sediment concentrations)." To clarify, the report does not state that oceanic conditions were similar across sampling periods. The sampling program attempts to minimize

Table 1-1. Response to Comments

No.	Page	Section	Paragraph	Comment	EPA Response
					differences arising from seasonal variability by sampling at the same time of year whenever possible, but is not designed to characterize and compare oceanic conditions at the time of sampling.
13				We recommend increased clarity about when results are statistically significant or when you are reporting on trends. On Page 3-7, section 3.3.2.1, it is not clear if the results are statistically significant or not for DDT results in barred sand bass between different zones. Levels between zones are described as "relatively higher" in certain zones (1 and 2) compared to others. Further, looking at Figure 3-11, which is referenced in this description, Zone 2 does appear higher (again, is it significantly higher?) but Zone 1 is not obviously higher and appears more similar to Zone 3. Similarly, it is not clear if the results in Section 3.3.2.2. on white croaker were tested for statistical significance. On Page 3-8, Section 3.3.5, we appreciate that statistical significance was tested; however, Table 3-17 is confusing and we are not entirely clear on what was tested. We recommend adding more description to Table 3-17 or showing the results differently. Further, later text indicates that statistical testing was done between sample periods, which is not shown in Table 3-17 – were these tests performed and where are the results presented?	The results described in Section 3.3.2 are intended to be a more qualitative description of the results, relying primarily on basic summary statistics for comparisons. Statistical differences among locations are discussed in Section 3.3.5. The text of Section 3.3.5 and Table 3-17 have been revised to further clarify which pairwise comparisons are statistically significant. Temporal comparisons are presented in Section 4.3.1 and statistical test results are included in Appendix S. Additional description of these tests and results have been included in Section 4.3.1.
14				The Discussion section includes quite a bit of methodology and results and not much interpretation. We suggest reviewing and moving text to more appropriate sections and including more interpretation in the Discussion. For instance, new results are presented in the Discussion section on exceedances of the AWQC (see Page 4-6), which should be in the Results section. We would like to see more discussion of where the DDT may be going based on results as well as other literature – is it degrading, moving into the water/food chain, being buried? There is also presentation of uncertainty in the Discussion but no explanation of it in terms of context or implications. On Page 4-3, the differences between replicate cores are presented, ranging from 60 to 65%, which seems high; however, there is no discussion of what these numbers mean, what was expected or is acceptable, and what the implications are. This is repeated for other sections as well.	The format and content of the second MNR study report follows the conventions established in the first MNR study report for comparison purposes and therefore the report has not been reorganized. Sections 4.1.2.2 and 5.1 have been revised to provide additional discussion of the recovery mechanisms contributing to the reductions in COC concentrations and mass on the PV Shelf, including contaminant degradation and a range of physical and biological processes. Sections 4.1.4, 4.2.4, and 4.3.3 (uncertainties related to sediment, water, and fish, respectively) have been revised to provide additional discussion of the implications with respect to data interpretation and the use of the data for decision making.

Table 1-1. Response to Comments

No.	Page	Section	Paragraph	Comment	EPA Response
15	We recommend making animations or 3-D images to better convey the spatial and temporal levels of DDTs and PCBs in the study area. An animation could show the changes over time as well as compile the isobaths and/or depth profiles to better visualize the extent of contamination and changes over space and time. This would be a great tool for researchers and the public. We recognize that this is likely outside of the scope of this Second MNR report but should be considered for future efforts by EPA and/or the PVSTIEG or FCEC.				EPA will consider alternative methods for visualizing spatial and temporal patterns of sediment contamination and can discuss further with the PVSTIEG.
Specific Comments					
16	ES-1	--	--	"DDTs have not been detected in Warren Facility effluent since 2002…" – does this mean that DDTs were detected and potentially still being discharged from 1971 to 2002? Please explain this further, why this happened (i.e., was it an artifact that could not be controlled?), and implications.	Yes, DDTs were detected in the Warren Facility effluent between 1971 and 2002. Section 1.1 has been revised to clarify that residual DDT remained in the sewer system after Montrose's wastewater discharges to the sewers were eliminated in 1971. In 1970 and 1971, the Sanitation Districts cleaned the interceptor trunk sewers, removing about 3,500 kg of DDT and mobilizing residual DDT deposits (Redner and Payne, 1971 as cited in Eganhouse et al., 2016). DDT concentrations in the Sanitation District's outfalls decreased substantially after 1971 and dropped to near or below detection limits when partial secondary treatment was introduced at the Warren Facility. Full secondary treatment was implemented in 2003 and DDTs have not been detected since that time (Sanitation Districts, 2022).
17	1-2 to 1-3	--	--	"EA sediment deposits historically have been encountered outside the study area on the shelf break and even on the shelf slope itself…" This statement is concerning for the rest of the study – are you underestimating the EA area and therefore, the DDT and PCB contamination and modeled amounts? Please explain.	The sampling locations established for the MNR studies focus on the portion of the EA sediment deposit that contains the highest COC concentrations and most of the contaminant mass. Section 5.2.2.2 of the IROD describes the extent of the EA deposit based on mapping performed by the USGS in 1992; approximately 70% of the total volume resides on the continental shelf and about 30% is on the slope. The DDT and PCB concentration and mass estimates provided in the MNR studies are not intended to represent the entire EA deposit; rather, the objective is to

Table 1-1. Response to Comments

No.	Page	Section	Paragraph	Comment	EPA Response
					monitor changes in COC concentrations and mass over time within the limits of the established study area.
18	3-2	3.1.3.1	--	"One or more DDT isomers and degradation products was detected in all samples, except in four samples from two cores…" Does this indicate that the sample area should be expanded to ensure we have captured all of it and found the edge? Please comment on this.	As summarized in Section 5.2.2.1 of the IROD, DDTs and PCBs are widely dispersed throughout the Southern California Bight. It would be difficult to completely delineate the limits of contamination originating from the Sanitation Districts' outfalls, so EPA's sampling program for the PV Shelf Superfund Site focuses on the portion of the EA deposit with the highest COC concentrations and contaminant mass. Because the EA deposit covers a large area in very deep water, expanding the study area would not affect the scope of the remedial alternatives evaluated in the FFS.
19	3-4 and Figures 3-8 and 3-9	3.2.2	--	The text results on Page 3-4 do not match the information in Figures 3-8 and 3-9. For shallow water, it is stated that DDT-related compounds were detected in 23 out of 40 samples; however, in Figures 3-8 and 3-9, we only see one site in the shallow depth as showing positive for DDT-related compounds. Please explain and/or correct.	The text notes the number of samples with detected Total DDT Compounds whereas Figures 3-8 and 3-9 depict the results for p,p'-dichlorodiphenyldichloroethene (DDE) and Total DDTs, respectively over the given ranges of concentrations. The lowest concentration category on Figures 3-8 and 3-9 ($\leq$ 0.05 ng/L) includes samples with detected concentrations less than or equal to 0.05 ng/L; that is, some of the white symbols represent samples with detected concentrations.
20	Figure 3-9	--	--	We suggest changing the thresholds that are shown in this figure or adding an additional category. Because the ecological threshold is 1ng/L and at least one value was over 1 (1.7 ng/L), we recommend highlighting any samples that are over the threshold by adding an additional category over 1ng/L.	The ecological threshold applies to Total DDTs, not Total DDT Compounds (Section 2.6.1 lists the compounds included in each of these totals) The maximum concentration of Total DDTs was 0.9 ng/L at BA5B-WO145, which is below the ecological threshold. The concentration noted in the comment is for Total DDT Compounds, which are not represented in Figure 3-9.
21	3-6	3.3	--	Why were no white croaker collected in Ventura Flats? Please discuss why and implications in discussion.	Section 3.3 has been revised to explain that white croaker were not collected in Ventura Flats as planned because of unavoidable delays in obtaining a permit from CDFW.

Table 1-1. Response to Comments

No.	Page	Section	Paragraph	Comment	EPA Response
					Ventura Flats is outside the area of influence from the Sanitation Districts' outfalls and is intended to serve as a reference area for white croaker. The fish data collected from Ventura Flats for the first MNR study showed that COC concentrations were well below those in fish collected on the PV Shelf and the lack of updated reference area data for the second MNR study is not considered to be a significant data gap for evaluating MNR or updating the bioaccumulation model for the PV Shelf. The 2014 through 2016 data from Ventura Flats are included on Figure 4-13 for reference.
22	4-6	--	--	"…citing EPA's AWQC in effect at that time." This implies that the AWQC has changed – is this true? Please clarify or re-word.	The following footnote has been added to Section 4.2.2: "The p,p'-DDE Human Health AWQC criterion was updated in 2015; none of the other criteria have been updated since the IROD."
23	4-7	--	--	The blank contamination is concerning – did this happen in any previous studies (2009 or 2013) or is this the first time? Please place in context and how this issue will be remedied in future studies.	Water samples were not collected in 2009 for the baseline MNR study. Suspect PCB detections were not identified in the water samples collected in 2015 for the first MNR study. The overall impact on the MNR study is considered to be minimal because less than 10% of the samples (12 of 130) were affected. The laboratory reported the blank contamination and initiated an investigation to determine the source; the expectation is that the source will be identified and eliminated and will not affect future studies.
24	5-1	--	4	"… although the 2013 concentration and mass estimates were substantially lower than historical estimates." Should 2013 be 2009 here?	Section 5 has been revised to clarify that historical estimates refers to estimates based on data collected before 2009.
25	5-3	--	--	"Two recommendations have been identified for PVSTIEG consideration…" These issues were already discussed in the PVSTIEG Jan meeting– shouldn't the recommendations be for EPA? Putting these at the end as the final recommendations makes	This section is intended to memorialize the recommendations discussed in the January 2024 PVSTIEG meeting. The phrase "for PVSTIEG consideration" has been deleted.

Table 1-1. Response to Comments

No.	Page	Section	Paragraph	Comment	EPA Response
				them feel more meaningful and important than they might be in relation to the entire study.	
26	Table 7-1	--	--	Replace E. Parker with K. Pease for Heal the Bay. Consider dropping F. Orrala if you want current members or note that he is no longer a member.	Table 7-1 has been revised as requested.
Comments from Chris Sherwood, U.S. Geological Survey, Woods Hole, MA, letter dated 18 May 2024					
1	--	--	--	I hope the data will be distributed in a format that facilitates analyses. The tables should be available in simple text format (e.g., CSV files) and the maps should be available as either shapefiles or GeoTIFFs. As it is now, the tables in the text and appendices are human-readable, but most analyses of these data would benefit from machine-readable formats.	EPA will work with the USGS to provide the MNR data in machine-readable formats.
2	--	--	--	It might be useful to include a map of the effluent-layer thickness, based on the core penetration depths. Consider adding the range of core lengths to Table 3-1 to provide a feel for the uncertainty.	Section 4.1.1 has been revised to include plots showing the core penetration depths along the 40-m, 60-m, and 150-m isobaths in 2009, 2013, and 2022. These plots show the uncertainty in estimating the EA layer thickness based on recovered core lengths; differences between years are most likely due to spatial heterogeneity and sampling variability rather than to measurable changes in EA layer thickness.
3	--	--	--	Also consider adding a few time-series plots to convey the changes in concentrations and masses of the COCs. These would help illustrate trends in the data that are more difficult to glean from the tables, especially since the numbers in the tables are listed in reverse chronological order. Examples, based on the data in Tables 3-4 and 3-6 appear below. Figure 1 illustrates the features of the time series of concentrations that are difficult to explain: the low values from 2009, the decreases between 2013 and	The final report has been revised to include selected time series plots to highlight changes in COC concentrations and masses, as well as changes in the fractions of p,p'-DDE and p,p-1,1-bis(4-chlorophenyl)-2-chloroethene (DDMU) over time. Several of the plots are based on the data in Tables 3-4 to 3-7 (model results), and others are based on the sample-specific data. Some of the plots classify the data by depth interval (surface and subsurface) and location (outfall area and farfield [outside the outfall

Table 1-1. Response to Comments

No.	Page	Section	Paragraph	Comment	EPA Response
				2022, and the lack of a clear trend when the 2009 data are included. Figure 2 illustrates the ratio of p,p'-DDE to Total DDTs and to Total DDT Compound in shelf-wide sediment for both the top 8 cm and the full effluent-layer. The expectation is that the fraction of p,p'-DDE will decrease over time as dechlorination occurs. This only occurred between 2009 and 2013, and then only for the ratio of p,p'-DDE / Total Compounds. During all of the other intervals, the fraction of p,p'-DDE increased. Figure 3 illustrates that the temporal trends of DDTs are independent of the geostatistical model: similar trends appear with both models, but the overall concentrations are higher using the newer optimized model. These are just a few examples of time-series plots that could be used to illustrate the data in Tables 3-4 to 3-7. Consider adding similar plots for the Outfall Area and for PCBs.	area]). The text in Section 4 has been revised to describe the conclusions drawn from these plots.

References:

Eganhouse, R. and J. Pontolillo. 2007. *Assessment of 1-chloro-4-[2,2-dichloro-1-(4-chlorophenyl)ethenyl]benzene (DDE) Transformation Rates on the Palos Verdes Shelf, CA.* U.S. Geological Survey Open File Report 2007-1362.

Eganhouse, R., J. Pontolillo, E. DiFilippo, W. Orem, D. Webster, P. Hackley, B. Edwards, K. Rosenberger, P. Swarzenski, P. Dickhudt, C. Sherwood, M. Reinhard, S. Qin, J. Dougherty, G. Hopkins, I. Marshall, A. Spormann. 2016. *Final Data Report for Factors Controlling DDE Dechlorination Rates on the Palos Verdes Shelf: A Field and Laboratory Investigation.* Submitted to J. Huang, Remedial Project Manager, Region 9, U.S. Environmental Protection Agency. July 18. 1076 p.

Los Angeles County Sanitation Districts (Sanitation Districts). 2022. *Joint Water Pollution Control Plant Biennial Receiving Water Monitoring Report 2020-2021*. September 1.

Mackintosh, S., N. Dodder, N. Shaul, L. Aluwihare, K. Maruya, S. Chivers, K. Danil, D. Weller, E. Hoh. 2016. "Newly Identified DDT-Related Compounds Accumulating in Southern California Bottlenose Dolphins." *Environ. Sci. Technol.* Vol. 50. pp. 12,129-12,137.

National Oceanic and Atmospheric Administration (NOAA) and United States Environmental Protection Agency (EPA). 2007. *2002-2004 Southern California Coastal Marine Fish Contaminants Survey*. June.

Redner, J.A., and K. Payne. 1971. *Chlorinated hydrocarbons*: County Sanitation Districts of Los Angeles County, Progress Report-December 1971. 77 p.

Stack, M., W. Richardot, R. Garcia, T. Nguyen, C. Choy, P. Jensen, J. Gutleben, N. Dodder, L. Aluwihare, E. Hoh. 2024. "Identification of DDT+ in Deep Ocean Sediment and Biota in the Southern California Bight." *Environ. Sci. Technol. Lett.* Vol. 11. pp. 479-484.

Figures provided in U.S. Geological Survey comments

Figure 1. Time series of shelf-wide p,p'-DDE and Total DDTs concentrations for top 8 cm and entire effluent layer ("Full Model") based on optimized geostatistical model. (Source: Table 3-6).

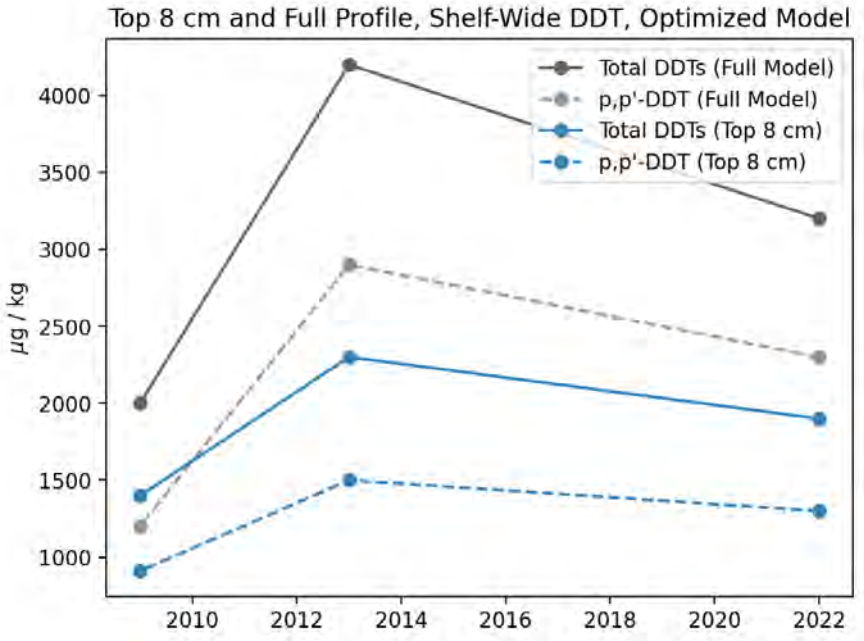

Figure 2. Ratio of p,p'-DDE to Total DDTs to Total DDT Compounds for shelf-wide samples from the top 8 cm and from the entire effluent layer, based on the optimized model. (Source: Table 3-6).

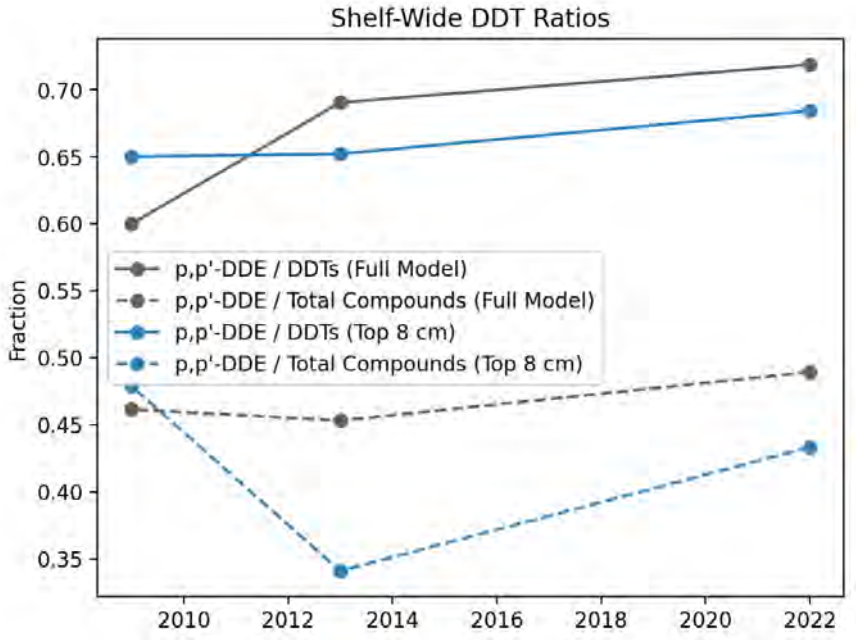
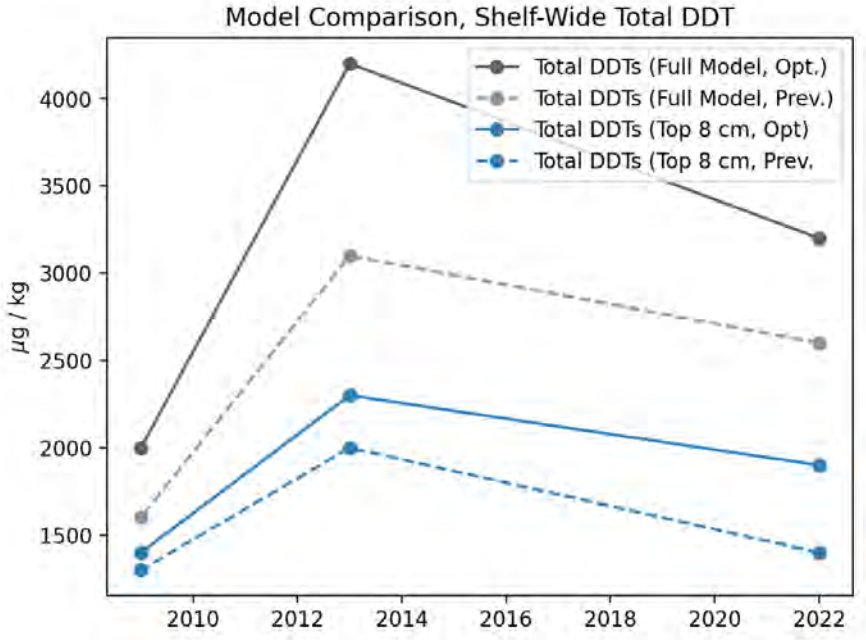
Figure 3. Time series of shelf-wide concentrations of Total DDTs for the top 8 cm and the entire effluent layer, based on the previous geostatistical model and the new, optimized geostatistical model. (Source: Table 3-4 and Table 3-6).