955158

SECOND SUPPLEMENTAL CORRECTIVE MEASURES STUDY

(revised to remove Personal Identifiable Information)

Franklin Power Products, Inc. / Amphenol Corporation
Former Bendix Facility
Administrative Order on Consent, Docket #R8H-5-99-002
EPA ID # IND 044 587 848
980 Hurricane Road
Franklin, Indiana 46131

Prepared For:

Mr. Joseph Bianchi
Amphenol Corporation
40-60 Delaware Avenue
Sidney, New York 13838

Date: March 22, 2022

Prepared by:

IWM Consulting Group, LLC
7428 Rockville Road
Indianapolis, IN 46214
Phone No. (317) 347-1111
Fax No. (317) 347-9326

SECOND SUPPLEMENTAL
CORRECTIVE MEASURES STUDY

(revised to remove Personal Identifiable Information)

Franklin Power Products, Inc. / Amphenol Corporation
Former Bendix Facility
Administrative Order on Consent, Docket #R8H-5-99-002
EPA ID # IND 044 587 848
980 Hurricane Road
Franklin, Indiana 46131

Prepared For:

Mr. Joseph Bianchi
Amphenol Corporation
40-60 Delaware Avenue
Sidney, New York 13838

Prepared By:

Christopher D. Parks, LPG — March 22, 2022 Date
Senior Project Manager

Bradley E. Gentry, LPG — March 22, 2022 Date
Vice President/Brownfield Coordinator

TABLE OF CONTENTS

ACRONYM DEFINITIONS vi
EXECUTIVE SUMMARY ix
1.0 Introduction 1
1.1 CMS Approach 1
1.2 Site Location and Description 2
1.3 Site Operational History 3
1.4 RCRA Corrective Action Program 4
1.5 Description of Current Conditions 4
1.5.1 Current Site Status 4
1.5.2 Interim Corrective Measures 6
1.5.3 Site Soil Investigation Results 7
1.5.4 Off-Site Design Level Soil Boring Investigation Results 15
1.5.5 Groundwater Monitoring Results 17
1.5.6 Residential Vapor Intrusion Investigation Results 20
1.5.7 Sewer Vapor Monitoring Results 22
1.5.8 Conceptual Site Model 23
2.0 Identification and Screening of Corrective Measures Alternatives 24
2.1 Introduction 24
2.2 Corrective Action Objectives and Reference Values 25
2.3 General Corrective Measures 31
2.4 Identification and Screening of Preliminary Corrective Measures Alternatives – Overview 31
2.4.1 Effectiveness to Achieve CAOs 31
2.4.2 Implementability 32
2.4.3 Cost 32
2.5 Identification and Screening of Preliminary Corrective Measures Alternatives – Application 32
2.5.1 General Corrective Measure I – NFA with ICs 32
2.5.2 General Corrective Measure II – MNA 33
2.5.3 General Corrective Measure III – Engineering Controls 33
2.5.4 General Corrective Measure IV – Direct Removal 34
2.5.5 General Corrective Measure V – In-Situ Treatment 34
2.6 Evaluation of Corrective Measures Alternatives and Selection of Technologies 37
3.0 Development of Corrective Measure Alternatives 37
3.1 On-Site Alternative 1 – NFA with ICs 38
3.2 On-Site Alternative 2 – In-Situ Remedy using ISCO, ISCR, and/or Bioremediation 39

3.3 On-Site Alternative 3 – ERH with PRBs 40
3.4 On-Site Alternative 4 – PRB(s) with ISCR 43
3.5 On-Site Alternative 5 – MNA 44
3.6 Off-Site Alternative 1 – NFA with ICs 44
3.7 Off-Site Alternative 2 – PRBs/ISCR 45
3.8 Off-Site Alternative 3 – Groundwater Pump & Treat 45
3.9 Off-Site Alternative 4 – MNA 46
4.0 Evaluation of Corrective Measures Alternatives 46
4.1 Alternative Evaluation – Overview 46
4.2 Description of Evaluation Criteria for Detailed Analysis 47
4.3 Alternatives Evaluation – Application 48
4.3.1 Alternative Combination 1 – NFA (with ICs) 48
4.3.2 Alternative Combination 2 – On-Site ISCO/ISCR/Bioremediation with On-Site and Off-Site PRBs/ISCR and MNA 49
4.3.3 Alternative Combination 3 – On-Site ERH with On-Site and Off-Site PRBs/ISCR (and MNA) 51
4.4 Alternatives Evaluation – Summary 53
5.0 Selection of Corrective Measures Alternative(s) 56
6.0 References 57

FIGURES

Figure 1-1 – Site Location Map
Figure 1-2 – Study Area Map
Figure 1-3 – Historical Site Layout Map
Figure 1-4 – Site Vicinity Map
Figure 1-5 – Site Map (Soil Investigation)
Figure 1-6 – Soil Analytical Results, PCE within Unit B
Figure 1-7 – Soil Analytical Results, TCE within Unit B
Figure 1-8 – Soil Analytical Results, PCE within Unit C
Figure 1-9 – Soil Analytical Results, TCE within Unit C
Figure 1-10 – Off-Site Area Soil Boring Location Map
Figure 1-11 – Groundwater PCE Isoconcentration Map
Figure 1-12 – Groundwater TCE Isoconcentration Map
Figure 1-13a – Groundwater Potentiometric Surface Map
Figure 1-13b – Groundwater Potentiometric Surface Map (10/29/2018)
Figure 1-13c – Groundwater Potentiometric Surface Map (3/7/2019)
Figure 1-13d – Groundwater Potentiometric Surface Map (9/21/2020)
Figure 1-13e – Groundwater Potentiometric Surface Map (1/19/2021)
Figure 1-13f – Groundwater Potentiometric Surface Map (8/16/2021)
Figure 3-1 – Proposed On-Site Remediation Area (In-Situ Corrective Measures)
Figure 3-2 – Proposed Off-Site Remediation Area (In-Situ Corrective Measures)
Figure 3-3 – Proposed On-Site Remediation Area (ERH with PRBs/ISCR)

TABLES

Table 1 – Site Soil Investigation - Soil Analytical Results
Table 2 – QA/QC Sample Analytical Results – Site Soil Investigation
Table 3 – Site Hydrogeologic Information Summary
Table 4 – Design Level Data - Soil Analytical Results
Table 5 – Temporary Well - Groundwater Analytical Results
Table 6 – Groundwater Analytical Results – Select VOCs
Table 7 – Groundwater Analytical Results – Additional Parameters
Table 8 – Groundwater Field Data
Table 9 – Sewer Cleanout Vapor Analytical Results
Table 10 – Residential Sub-Slab and Exterior Soil Vapor Analytical Results
Table 11 – Residential Air Analytical Results
Table 12 – Sewer Manhole Vapor Analytical Results
Table 13 – Screening of Preliminary Corrective Measure Alternatives
Table 14 – Estimated Costs for Corrective Measure Alternatives

ATTACHMENTS

A. Columbia Technologies: High-Resolution Conceptual Site Model Assessment Report and Addendum
B. Site Soil Investigation – Laboratory Analytical Reports
C. Site Soil Investigation – Third-Party Laboratory Data Validation Reports
D. Soil Boring Logs
E. Cox-Colvin Sewer Vapor Corrective Action Objective Memo – Revised 12/7/2020

ACRONYM DEFINITIONS

Amphenol – Amphenol Corporation (Performing Respondent)
AST – Aboveground Storage Tank
Bendix – Bendix Corporation (Responsible Party)
BLS – Below Land Surface
°C – Degrees Celsius
CAOs – Corrective Action Objectives
CIPP – Cured In-Place Pipe
COC – Chemical of Concern
Columbia – Columbia Technologies, LLC
CMS – Corrective Measures Study
C_{sat} – Soil-saturation limit
CSVRV – Site-specific Calculated Sewer Vapor Reference Value
cVOC – chlorinated Volatile Organic Compound
1,1-DCA – 1,1-Dichloroethane
1,2-DCA – 1,2-Dichloroethane
cis-1,2-DCE – cis-1,2-Dichloroethene
trans-1,2-DCE – trans-1,2-Dichloroethene
DDSI Work Plan – Design-Level Data Soil Investigation Work Plan dated February 19, 2019
DOC – Dissolved Organic Carbon
EC – Electrical Conductivity
ERH – Electrical Resistance Heating
EXDCSL – Excavation Worker Soil Direct Contact Screening Level
°F – Degrees Fahrenheit
FID – Flame-Ionization Detector
foc – Fraction of Organic Carbon
FPP – Franklin Power Products, Inc.
GVESL – Groundwater Vapor Exposure Screening Level
HPT – Hydraulic Profiling Tool
IA – Indoor Air
IC – Institutional Control
ICM – Interim Corrective Measure
IDEM – Indiana Department of Environmental Management

ACRONYM DEFINITIONS (continued)

Investigation Work Plans - *Design-Level Data Soil Investigation Work Plan* (IWM Consulting, February 2019), *On-Site Soil Investigation Work Plan* (IWM Consulting, February 2020) and subsequent addendum submitted and approved via email, *Off-Site Groundwater Investigation Work Plan* (IWM Consulting, October 2018), *Additional Off-Site Groundwater Investigation Work Plan* (IWM Consulting, February 2019), *Vapor Intrusion Investigation – Exterior Soil Gas Sampling Work Plan* (IWM Consulting, September 2018), *Sewer Gas Vapor Intrusion Investigation Work Plan* (IWM Consulting, September 2018), *On-Site Sewer Vapor Intrusion Investigation Work Plan* (IWM Consulting, January 2020), *Residential Vapor Intrusion Investigation Work Plan for Priority Residences* (IWM Consulting, September 2018), *Ambient Air Investigation Work Plan* (IWM Consulting, July 2018), *On-Site Source Soil Investigation Work Plan* (IWM Consulting, December 2020), and *Supplemental Off-Site Soil and Groundwater Investigation Work Plan* (IWM Consulting, July 2021)

ISCO – In-Situ Chemical Oxidation

ISCR – In-Situ Chemical Reduction

IWM Consulting – Industrial Waste Management Consulting Group, LLC

K – Hydraulic Conductivity

MC – Methylene Chloride

MCLs – Maximum Contaminant Levels

MFR – Modified Fenton's Reagent

mg/L – Milligrams per Liter

MiHpt – Membrane Interface Probe with Hydraulic Profiling Tool

MIP – Membrane Interface Probe

MNA – Monitored Natural Attenuation

MS/MSD - Matrix Spike/Matrix Spike Duplicate

MTGSL – Migration to Groundwater Screening Level

NAPL – Non-Aqueous Phase Liquid

NFA – No Further Action

OIM – Off-Site Interim Measure

OIM Work Plan – Off-Site Interim Measure Work Plan and Response to Comments dated June 18, 2019

OSI Work Plan - On-Site Soil Investigation Work Plan dated February 21, 2020

PCB – Polychlorinated Biphenyl

PCE – Tetrachloroethene

PID – Photoionization Detector

Pilot Study Work Plan – Off-Site Groundwater Treatment Pilot Study dated October 9, 2019

PlumeStop – PlumeStop Liquid Activated Carbon®

ppb – Parts per Billion

ppm – Parts per Million

PRB – Permeable Reactive Barrier

PVC – Polyvinyl Chloride

QA/QC – Quality Assurance/Quality Control

RCG – Remediation Closure Guide dated March 22, 2012 with corrections through July 9, 2012 and most recently updated March 2, 2020

RCRA – Resource Conservation and Recovery Act

ACRONYM DEFINITIONS (continued)

RDC – Residential Direct Contact
Res – Residential
RIA – Residential Indoor Air
RFI – RCRA Facility Investigation
ROI – Radius of Influence
RRS – Regenesis Remediation Services
RTC – Conditionally Approved OIM Work Plan – Response to Comments dated September 30, 2019
SL – Screening Level
S-MZVI – Sulfidated-MicroZVI™
SS CMS – *Second Supplemental Corrective Measures Study*
1,1,1-TCA – 1,1,1-Trichloroethane
TCE – Trichloroethene
TOC – Total Organic Carbon
USCS – Unified Soil Classification System
USEPA – United States Environmental Protection Agency
UST – Underground Storage Tank
ug/L – Micro-Grams per Liter
uV – Micro-Volts
VC – Vinyl Chloride
VCP – Vitrified Clay Pipe
VESL – Vapor Exposure Screening Level
VFC – Virtual File Cabinet
VI – Vapor Intrusion
VOC – Volatile Organic Compound
XSD – Halogen Specific Detector
ZVI – Zero-Valent Iron

Second Supplemental Corrective Measures Study
(revised to remove Personal Identifiable Information)
Franklin Power Products, Inc./Amphenol Corporation
Former Bendix Facility
Administrative Order on Consent, Docket # R8H-5-99-002
EPA ID # IND 044 587 848
980 Hurricane Road
Franklin, Indiana 46131

EXECUTIVE SUMMARY

The following is a summary of the SS CMS. Please refer to the full text of this report in its entirety for a comprehensive understanding of the information presented in this Executive Summary, as specifics are not fully discussed in this section. In addition, over two decades of active remediation has been completed at the Site, including the use of bioremediation, chemical oxidation, excavation, and long-term groundwater extraction and treatment. This SS CMS incorporates applicable and relevant engineering and geologic data developed from prior cleanup activities.

During a September 8, 2020 conference call between IWM Consulting and the USEPA, the USEPA requested that a SS CMS be developed for the Former Bendix Facility (Site) located at 980 Hurricane Road in Franklin, Johnson County, Indiana. The USEPA issued a letter to Amphenol on October 9, 2020 requesting a SS CMS. The USEPA requested that the SS CMS incorporate remedial alternatives for both On-Site and Off-Site areas which have been impacted by historical releases of cVOCs from the Site.

This SS CMS identifies the remedial technologies to provide the final cleanup approach and eliminate potential exposure pathways. Effectiveness of the selected remedial technologies will be evaluated using the stability and attenuation of COC concentrations in groundwater. Following review and approval of the SS CMS, a document will be prepared detailing the design of the selected corrective measure and will be submitted for USEPA review and approval. Long-term stewardship of the Site will be addressed in a separate document, the Post-Closure Care Plan. The Post-Closure Care Plan will include a detailed description of planned monitoring activities following SS CMS implementation, their frequency, and prompts which would induce additional corrective actions.

Between July 2018 and October 2020, the USEPA requested Amphenol complete additional On-Site and Off-Site investigations of soil, groundwater, soil vapor, ambient air, and sewer vapor, and prepare various site investigation work plans, an *OIM Conceptual Design,* an *OIM Work Plan*, and a SS CMS. During development of the SS CMS, data gaps were identified beneath and surrounding the former plating room. Therefore, Amphenol proposed additional source area characterization to the USEPA in December 2020 and the investigation activities were completed in January 2021. Supplemental Off-Site investigation was completed west and southwest of the Site in August 2021 and January 2022 to assist in characterizing Off-Site adsorbed and dissolved impacts. Amphenol has cooperated and complied with the USEPA requests and completed numerous investigations of soil, groundwater,

ambient air, soil vapor, and sewer vapor conditions On-Site and Off-Site, performed interior sanitary sewer repairs at nine (9) private residences, installed seven (7) vapor mitigation systems at private residences, and implemented the *OIM Work Plan*.

The potential On-Site treatment area encompasses approximately 74,000 square feet, and includes the On-Site source area (approximately 30,500 square feet). The On-Site source area appears to originate beneath the former plating room and near the intersection of the storm sewer main and former facility sanitary sewer lateral, then extends in a southern direction away from those locations. The source area includes nearby residential property. The On-Site source area is defined by areas where soil concentrations were documented to be in excess of 40 mg/kg (for either PCE or TCE), which also correspond to Site features (former plating room and sanitary sewer lateral) where the release originated. The larger On-Site treatment area, is defined by areas where soil COC concentrations were found in excess of IDEM RCG RDCSLs. During recent Site characterization activities, soil impacts observed above the water table exceeding IDEM RCG site-specific re-calculated MTGSLs were observed in one (1) soil sample southeast on a nearby residential property. This sample was collected from the "smear zone", so it is likely biased high due to impacted groundwater sporadically submerging this soil sampling interval. All other observed impacts with COC concentrations in excess of site-specific re-calculated MTGSLs were located beneath the observed water table, near the base of geologic Unit B and top of geologic Unit C. Based on laboratory results and field observations, potential NAPL is limited and better characterized as high concentration adsorbed contamination. In general, soil impacts in excess of CAOs are limited to the lower two (2) to four (4) feet of Unit B and the upper one (1) to two (2) feet of Unit C and are concentrated in the silt and clay-rich soils in those zones. The approximate depths of the On-Site impacted soils range from approximately 18 to 25 feet BLS.

The Off-Site areas, including public ROWs and private properties, have not exhibited COC concentrations in excess of RCG site-specific re-calculated MTGSLs above the observed water table. During design-level soil boring installation and confirmatory sampling related to the OIM, saturated soil samples from near the base of geologic Unit B exhibited COC concentrations in excess of Site-specific re-calculated MTGSLs in several soil samples along Hamilton Avenue and Forsythe Street. However, no soil samples exhibited absorbed COC concentrations in excess of RCG RDCSLs. During Site soil investigation activities, two (2) soil boring locations exhibited COC concentrations in excess of RCG RDCSLs along the south side of Hamilton Avenue, immediately down-gradient (southeast) of the Site.

Based on the results of Site characterization activities, depths to impacted soils, and an evaluation of potential receptors and exposure pathways, soil CAOs were defined as re-calculated MTGSLs for "smear" zone and vadose zone unsaturated soils and EXDCSLs for saturated soils. Based on the depths to saturated soils with COC concentrations greater than EXDCLs, the direct contact exposure pathway to these soils should not be completed.

Dissolved COC concentrations were detected at the Site and along portions of Hamilton Avenue, Forsythe Street, Glendale Drive, and Ross Court at concentrations exceeding RCG Res GVESLs and MCLs. Groundwater CAOs have been defined as Calculated Res GVESLs for short-term (0-5 years) and MCLs for long-term (over 5 years).

Site investigation activities have demonstrated that remedial actions are warranted to remediate soil and groundwater impacts and eliminate the potential for vapor intrusion of cVOCs into residential structures in the Study Area. Preliminary corrective measure preferred technologies were evaluated for two separate locations within the Study Area: On-Site and Off-Site. The On-Site corrective measure evaluation focused on impacts within the area immediately beneath, adjacent, and down-gradient (south) of the former plating room at the facility, and incorporated the area surrounding the former On-Site sanitary sewer lateral and nearby residential property. The Off-Site corrective measure evaluation focused on impacts at residential properties and public ROWs within the Study Area impacted by COCs above CAOs which originated from the Site. Potential Off-Site sources not related to the Site have not affected the evaluation of corrective measures for remediation of impacts originating from the Site.

Corrective measures alternatives developed for the Site make use of individual technologies or various combinations of technologies based upon engineering practice to determine which of the candidate technologies are suitable for the Site.

Alternatives are developed to reduce the large number of candidate technologies to a manageable number of alternatives for detailed evaluation. USEPA guidance recommends that three general criteria be used in the development of alternatives: 1) effectiveness, 2) implementability, and 3) cost.

Five (5) corrective measures alternatives were found suitable for the On-Site area and evaluated in detail. These alternatives are listed below:

1. Alternative I – No Further Action with Institutional Controls;
2. Alternative II – In-Situ Remedy using ISCO, ISCR, and/or Bioremediation;
3. Alternative III – ERH with PRBs;
4. Alternative IV – PRBs with ISCR; and
5. Alternative V – MNA

After a thorough evaluation of these corrective measures, On-Site alternatives II, III and IV were determined to be technically reliable and capable of meeting the CAOs established in the SS CMS for the Site.

Based upon detailed evaluation and risk assessment using guidance provided by the USEPA, a combination of two (2) candidate corrective measure alternatives presents a feasible, implementable, and environmentally sustainable approach to eliminating risk to human health and the environment while meeting short and long-term groundwater CAOs for the On-Site area. These selected corrective measures will utilize one or more of Alternatives II – ISCO, ISCR, and/or Bioremediation (in-situ treatment materials) and also include Alternative IV – PRBs with ISCR and Alternative V – MNA.

The proposed On-Site treatment area covers up to 74,000 square feet, and includes the On-Site source area (approximately 30,500 square feet). The treatment area is primarily located on the Site, but also includes a portion of a residential property. Prior to implementation of corrective measure Alternative II, corrective measure Alternative IV would be implemented in order to maintain control of the dissolved-phase plume which could potentially affect residential structures located down-gradient of

the Site. PRB(s) consisting of carbon-based substrate and ISCR will be installed in the vicinity of Hamilton Avenue, south of the On-Site treatment area, prior to completing any On-Site soil or groundwater remediation. For corrective measure Alternative II, it is anticipated that there would be an initial in-situ technology injection event, which would focus injection near the interface zone between Unit B and Unit C. Following the initial injection event, monitoring will determine if groundwater conditions have met short-term groundwater CAOs and potential exposure pathways have been eliminated or if additional in-situ technology injection events are necessary to eliminate potential exposure pathways and meet short-term groundwater CAOs. If conditions do not meet short-term groundwater CAOs, additional injection events will target areas with high concentration soils (greater than 40 mg/kg) in the On-Site source area and any necessary subsequent injections will be utilized to continue to lower soil and groundwater concentrations to meet short-term groundwater CAOs. The temporary injection points will be installed with a direct push drilling unit equipped with 1.5-inch diameter drill rods and retractable screens (2-4 feet in length). The in-situ treatment mixture is anticipated to be pressure injected into the formation using a bottom-up injection technique via above ground pumps placed inside an injection trailer. The vertical treatment area (15 to 25 feet BLS) is anticipated to target intervals within Unit B (15 to 23 feet BLS) and at the interface with Unit C (approximately 21 to 25 feet BLS). Geologic conditions will not permit the adequate distribution of in-situ treatment materials throughout the clay till in the top of Unit C via direct injection. Consequently, it is anticipated that the in-situ treatment materials will diffuse directly into the top of Unit C and will destroy and desorb COCs from Unit C. Soil impacts will continue to desorb to groundwater following the initial in-situ injection activities and based on the results of long-term monitoring, additional injection events of ISCO, ISCR, and/or bioremediation products may be required throughout the On-Site treatment area to achieve or maintain short-term groundwater CAOs. The area covered by this scope of work for this alternative is illustrated in **Figure 3-1.**

Four (4) corrective measures alternatives were found suitable for the Off-Site area and evaluated in detail. These alternatives are listed below:

1. Alternative I – No Further Action;
2. Alternative II – PRBs with ISCR;
3. Alternative III – Groundwater Pump and Treat; and
4. Alternative IV - MNA

After a thorough evaluation of these corrective measures, a combination of Off-Site alternatives II and IV were determined to be technically reliable and capable of meeting the CAOs established in the SS CMS for the Site.

Impacted groundwater in the Off-Site areas will be remediated using PRBs with ISCR technology. Installation of PRBs will consist of the injection of carbon-based substrates and ISCR (i.e., ZVI) in select Off-Site locations along Hamilton Avenue, Forsythe Street, and Ross Court. The Off-Site PRBs will be located hydraulically down-gradient of the On-Site source area and the PRBs will create permeable treatment zones for impacted groundwater as it flows across and through the PRBs. The objective of this remedial approach is to treat the dissolved cVOC plume that is currently located Off-Site and to create an in-situ reactive barrier that will eliminate the Off-Site migration of dissolved-phase cVOCs.

Following implementation of the preferred corrective measures (both On-Site and Off-Site), a period of groundwater monitoring will be necessary to confirm the effectiveness of the selected technologies and determine if additional injection events are warranted. An appropriate monitoring plan will be submitted to the USEPA as part of the final design document.

Second Supplemental Corrective Measures Study
(revised to remove Personal Identifiable Information)
Franklin Power Products, Inc./Amphenol Corporation
Former Bendix Facility
Administrative Order on Consent, Docket # R8H-5-99-002
EPA ID # IND 044 587 848
980 Hurricane Road
Franklin, Indiana 46131

1.0 Introduction

During a September 8, 2020 conference call between IWM Consulting and the USEPA, the USEPA requested that a CMS be developed for the Former Bendix Facility (Site) located at 980 Hurricane Road in Franklin, Johnson County, Indiana. The USEPA issued a letter to Amphenol on October 9, 2020 requesting a SS CMS. The USEPA requested that the SS CMS incorporate remedial alternatives for both On-Site and Off-Site areas which have been impacted by historical release(s) of cVOCs from the Site.

This SS CMS is based upon USEPA guidance entitled *Final RCRA Corrective Action Plan* (EPA, May 1994), *EPA Threshold and Balancing Criteria* (USEPA, March 2000), and the *Corrective Measures Study Scope of Work* bulletin (USEPA, March 2016). This report is being submitted to the USEPA in partial fulfillment of the Administrative Order on Consent, executed on November 24, 1998, and directed to respondents Franklin Power Products, Inc. and Amphenol Corporation. The *Investigation Work Plans* included descriptions of the approaches for the characterization of On-Site and Off-Site soil, groundwater, soil vapor, sewer vapor, residential indoor air, and ambient air and provided objectives for the investigation of each media and schedules for conducting each investigation. The *Pilot Study Work Plan* included the approach and methods for evaluating a potential Off-Site in-situ groundwater remedy, a definition of the overall objectives of the pilot study, and a schedule for conducting the pilot study. The *Investigation Work Plans* and *Pilot Study Work Plan* were previously approved (some with conditions) by the USEPA prior to implementation.

Documentation, including the *Investigation Work Plans*, *Pilot Study Work Plan*, and this SS CMS Report, is part of the Administrative Record File for the Site and can be made available to the public.

1.1 CMS Approach

The purpose of the SS CMS is to identify and evaluate potential corrective measure alternatives for the releases that have been identified at the facility and recommend the corrective measure(s) to be taken at the Site and at appropriate Off-Site areas. In line with the goals presented in the *Final RCRA Corrective Action Plan* (EPA 1994), some facilities with extensive or highly complex environmental

problems will likely require an assessment of a number of alternative remedial technologies or approaches.

The use of a highly complex approach for the Site is justified based upon the results of the *Investigation Work Plans* which show impacts both On-Site and Off-Site for which several treatment technologies could be applied to achieve varying degrees of effectiveness. The results of these investigations are presented in Sections 1.5.2 through 1.5.5.

The *Final RCRA Corrective Action Plan* (USEPA 1994) states that an extensive CMS would be appropriate for the following scenarios:

- "High risk" facilities with complex remedial solutions;
- Contaminant problems for which several different approaches are practicable; and
- Facilities for which innovative treatment technologies may be viable.

The Site generally meets all of the above criteria for an extensive CMS approach. A release of cVOCs to the soil and groundwater has developed a potential soil vapor exposure concern for select residential structures with basements, located on Hamilton Avenue and Forsythe Street, to the south of the Site. It should be noted that all potential soil vapor exposure pathways have been mitigated to prevent potential unacceptable exposure to cVOCs into residential structures, therefore, current Site conditions would not be considered a "high risk". Additionally, the sanitary sewer system has been replaced or lined on portions of Hamilton Avenue, Forsythe Street, Ross Court, and Glendale Drive to reduce the potential for vapor intrusion into the sanitary sewer system (which could result in potential exposure to cVOCs through leaky residential plumbing systems). Please note that all tested residential plumbing systems which exhibited vapor leaks were repaired during residential vapor intrusion investigation activities. Multiple media contaminant problems have presented several different practicable approaches for remediation and the elimination of potential exposure pathways. The geologic and hydrogeologic characteristics within On-Site and Off-Site areas make the Site a candidate for several viable technologies.

This SS CMS Report identifies the remedial technologies to eliminate potential exposure pathways presented by the Site. Effectiveness of the remedial technologies will be evaluated using the stability and attenuation of COC concentrations in groundwater. The final design of the remedial measures for the Site will be submitted in a separate document following selection and approval of the proposed corrective measures. Long-term stewardship of the Site will be addressed in a separate document, the Post-Closure Care Plan. The Post-Closure Care Plan will include a detailed description of planned monitoring activities following CMS implementation, their frequency, and prompts which would induce additional corrective actions.

1.2 Site Location and Description

The Site resides within the City of Franklin, Johnson County, Indiana, approximately one-mile northeast of the Johnson County Courthouse located in downtown Franklin. The former Bendix facility historically covered an area of approximately 15.16 acres. The Site has been sub-divided into

five parcels and is currently occupied by Grayson Thermal Systems, Miller Chemical, Bastin Logan Water Services, Inc., and the groundwater pump and treat remediation system. A self-storage unit facility is currently being constructed on the northern-most portion of the Site. The Site is located in part of the Northwest Quarter of the Northwest Quarter of Section 13, Township 12 North, Range 4 East on the northeastern side of Franklin, Indiana. A site location map has been included as **Figure 1-1**.

The Site is bound on the east by Hurricane Road, on the South by Hamilton Street, on the north by an abandoned rail line, and on the west and northwest by former Farm Bureau Co-Op facility and former Arvin Industries, respectively. The Site is relatively flat with approximate elevations ranging from 730 and 735 feet above Mean Sea Level. Within the Study Area, the topography slopes to the southeast, toward Hurricane Creek. The Study Area includes portions of streets and adjacent structures that are near and down-gradient of the Site, including Hurricane Road, Hamilton Avenue, Forsythe Street, Glendale Drive, and Ross Court. A map depicting the Study Area has been included as **Figure 1-2**.

Environmental investigation and remediation efforts at the Site are implemented by the Performing Respondent, Amphenol Corporation, under the direction of the Remediation Branch – Land, Chemicals, and Redevelopment Division – Region 5 – USEPA.

1.3 Site Operational History

The main structure on the Site is a 46,000-square foot building formerly used for the manufacture and distribution of electrical components and was constructed in 1961 by Dage Electric, Inc. In 1963, the operation was acquired by Bendix for the manufacture of electrical connectors. The subject Site operated as an electric connector manufacturing facility from approximately 1961 through 1983. In 1983, Bendix was acquired by Allied Corporation (Allied) and Bendix was merged with Allied's Amphenol Products Division. As a result of consolidation efforts, manufacturing at the Franklin facility ceased in September 1983 and the plant was closed. In 1986, Amphenol Products Division became Amphenol Corporation.

Manufacturing activities at the subject Site consisted of the following: manufacturing of electrical connectors, electroplating, machining, assembling, and storing of manufactured components and raw materials required for production. From 1961 to 1981, waste acid, cyanide/alkalide, and chromium wastewaters from plating operations were routed into a sanitary sewer manhole, which discharged into the local sanitary sewer system south of the subject Site. Wastewater was discharged to the sanitary sewer system under a discharge permit issued by the City of Franklin. In 1981, a wastewater pretreatment system was installed in a separate building on the southwestern portion of the rear parking lot for treatment of cyanide and chromium bearing wastewater from the plating room. Treated wastewater was then discharged to the sanitary manhole south of the facility. Closure of RCRA units began in February 1984. A Historical Site Layout Map has been included as **Figure 1-3** which depicts the location of historical pertinent site features (i.e., ASTs, USTs, drum storage areas).

On June 15, 1989, the Site was acquired from Amphenol by FPP. FPP manufactured fuel injectors for diesel engines and assembled marine diesel engines at the Site. In January 2007, FPP sold the Site to Lancer Leasing LLC. Since January 2007, the facility building has been leased for use as a recycling sorting facility (Community Recycling Solutions) and is currently utilized for the assembly of original equipment and aftermarket cooling and heating products for vehicles (Grayson Thermal Systems) and the mixing, repackaging, and distribution of industrial chemicals (Miller Chemical). Vacant portions of the Site to the north and west of the Site facility buildings and parking areas were divested to Bastin Logan Water Services, Inc (a potable water well drilling company) and a self-storage unit facility (currently under construction).

1.4 RCRA Corrective Action Program

The USEPA and 44 authorized states and territories run the RCRA Corrective Action Program to work with hazardous waste facilities to investigate and clean up any release of hazardous waste into the soil, ground water, surface water, and air. Corrective action is principally implemented through RCRA permits and orders. Facilities are generally brought into the RCRA Corrective Action process when there is an identified release of hazardous waste or hazardous constituents. The investigation and remediation efforts are being conducted to fulfill the Administrative Order on Consent, which was executed on November 24, 1998.

In its RCRA Hazardous Waste Part A Permit Application, Bendix Corporation identified itself as handling the following hazardous wastes at the facility: F001, F005, F006, and F007. Additionally, areas at the facility were known to have contained or stored 1,1,1-TCA (U226), PCE (U210) and TCE (U228) in ASTs or drums. A RCRA Site Detail report, obtained from Mr. Matthew Peterschmidt of IDEM in December of 2018, also lists the following additional waste codes associated with the facility as reported on one or more of the historical site identification forms: D001, D002, F008 and F009.

Numerous soil and groundwater sampling events have occurred at the Site during the RCRA Closure and associated RCRA Facility Investigation and ICM activities since the release was first discovered in February 1984. Under USEPA oversight, the following Site-related COCs have been identified as the target analyte list: VC, trans-1,2-DCE, 1,1-DCA, cis-1,2-DCE, 1,2-DCA, MC, 1,1,1-TCA, TCE, and PCE.

1.5 Description of Current Conditions

1.5.1 Current Site Status

A subsurface investigation was completed at the Site in 1985 and VOCs were detected in the soil and groundwater beneath the Site. Subsequent investigations have been conducted On-Site and Off-Site in order to define the vertical and horizontal extent of adsorbed, dissolved, and vapor-phase COCs. Amphenol submitted the original RFI in June 1994, the original CMS report in September 1995, and an Additional CMS report in November 1996. Based on results of the RFI and concurrence with the USEPA, the respondents initiated the design and implementation of an ICM in August 1994.

Numerous corrective actions have been previously implemented at the Site, including: excavating and disposing of approximately 856 cubic yards of impacted soil from beneath the former plating room floor (1985); disconnecting and plugging the subject Site's former sanitary sewer lateral and installing a new sanitary sewer lateral beneath the property (1985); completion of an enhanced bioremediation pilot study (2006 and 2010/2011); source remediation using ISCO beneath the former plating room (2011/2012); installation of a sub-slab vapor barrier beneath the new concrete floor of the former plating room (2012); installation of a vapor mitigation system at the former manufacturing facility (2010); and installation and operation of an ICM consisting of a groundwater pump and treat remedial system (1995). The purpose of the ICM was to recover and treat impacted groundwater (hydraulic control) from the Site and to depress the potentiometric surface within Unit B to a level below the storm sewer invert, thereby minimizing the possibility of cVOCs migrating into the storm sewer and ultimately discharging to Hurricane Creek. The ICM was activated at the Site in February 1995, has operated continuously since that time, and has recovered 311,905,500 gallons of groundwater as of February 28, 2022. Based on the results from VI investigation activities at the facility building post-ISCO injections and installation of the sub-slab vapor barrier beneath the new concrete floor, the sub-slab depressurization systems at the former manufacturing facility were deactivated and removed as of August 3, 2012. In February 2020, a sub-slab vapor sample was collected from beneath the plating room floor and confirmed all COC concentrations were below applicable screening levels. Additionally, indoor air sampling events were conducted within the former On-Site manufacturing facility in December 2018 and March 2020 and confirmed indoor air meets IDEM RCG Commercial-Industrial Indoor Air Screening Levels and there are no indoor air issues or potential health risks due to an indoor air inhalation pathway from vapor intrusion.

Between July 2018 and October 2020, the USEPA requested Amphenol complete additional On-Site and Off-Site investigations of soil, groundwater, soil vapor, ambient air, and sewer vapor, and prepare various site investigation work plans, an *OIM Conceptual Design,* an *OIM Work Plan*, and a SS CMS. During the evaluation of the soil data during development of the SS CMS, data gaps were identified beneath and surrounding the former plating room. Therefore, additional source area investigation activities were completed in January 2021. Supplemental Off-Site investigation was completed west and southwest of the Site in August 2021 and January 2022 to assist in characterizing Off-Site adsorbed and dissolved impacts. Amphenol has cooperated and complied with the USEPA requests and completed numerous investigations of soil, groundwater, ambient air, soil vapor, and sewer vapor conditions On-Site and Off-Site, performed interior sanitary sewer repairs at nine (9) PRs, installed seven (7) vapor mitigation systems at PRs, and implemented the *OIM Work Plan*. A site vicinity map, depicting the sanitary sewer system layout, monitoring wells, and other Off-Site features, has been included as **Figure 1-4**.

The *OIM Work Plan* consisted of the removal of impacted soil and groundwater surrounding portions of the sanitary sewer system along Hamilton Avenue and North Forsythe Street. The removal of soil and groundwater surrounding the sanitary sewer system was implemented in order to create an environment which would reduce or eliminate vapor or impacted groundwater from entering the sanitary sewer line (preferential pathway), which is connected to residential and commercial structures down-gradient of the facility. During OIM implementation activities, approximately 6,400.03 tons of soil were excavated and removed from Off-Site areas surrounding the sanitary sewer main (which

included the removal of 1,286 feet of VCP sewer main and the subsequent installation of 1,298 linear feet of new PVC sewer main). Approximately 340.76 tons of additional soil were excavated and removed from the area surrounding the former On-Site sanitary sewer lateral. A total of 1,298 linear feet of private residential sanitary sewer laterals were removed and replaced with 1,298 linear feet of PVC sewer laterals. Approximately 1,270 feet of VCP sewer main were also lined with CIPP and 342,330 gallons of groundwater were recovered, treated, and discharged from the sewer main excavation during the OIM implementation activities.

IWM Consulting submitted a *Pilot Study Work Plan*, which was subsequently approved by the USEPA on October 18, 2019. Pilot study activities were completed as outlined in the approved *Pilot Study Work Plan*. Pilot study activities were conducted to support evaluation of potential full-scale deployment of an in-situ sorption and ISCR technology to treat cVOCs in groundwater within the Study Area by utilizing PRBs. Groundwater flow direction throughout the Study Area has been defined to be toward the south-southeast, as shown on **Figure 1-13a**, **Figure 1-13b**, **Figure 1-13c**, **Figure 1-13d**, **Figure 1-13e**, and **Figure 1-13f**. Two (2) separate areas were chosen to evaluate the selected in-situ technology. Area 1 surrounded monitoring well MW-35, near the entrance to Glendale Drive. This area provided an undisturbed Off-Site sub-surface lithology which was representative of natural sub-surface conditions within the Study Area. Observed groundwater improvements were representative of the expected results if this technology were to be employed throughout portions of the Study Area. Area 2 was situated along the southern portion of the newly installed sewer main on Forsythe Street, approximately located between monitoring well MW-37 and Ross Court. Temporary injection wells were spatially installed within the observed saturated portion (maximum thickness of saturation was 2.5 feet) of the sewer main trench as the sewer main was being replaced prior to backfilling the trench during OIM implementation activities. These temporary injection points allowed for the introduction of a remedial mixture along the base of the newly installed sewer main. The low-pressure injections at the base of the trench functioned as a remedial barrier as groundwater fluctuates within and across the sewer backfill area. Observed groundwater improvements hydraulically down-gradient (south-southeast) of these injection locations were attributed to a combination of results from impacted soil (6,400 tons) and groundwater (324,330 gallons) removal completed during OIM implementation activities in combination with the selected in-situ technology. Therefore, results obtained from Area 2 were not necessarily representative of the expected results if this technology were to be employed throughout portions of the Study Area. Results from the pilot study were discussed in the *Off-Site Groundwater Treatment Pilot Study Evaluation Report* dated September 28, 2020.

1.5.2 Interim Corrective Measures

To date, two (2) ICMs have been employed at the Site. The first was the On-Site ICM designed to maintain hydraulic control of the dissolved cVOC plume and to prevent groundwater infiltration into the storm sewer main which is routed through the Site and discharges to Hurricane Creek. The On-Site ICM was activated in February 1995 and has operated continuously since that time. As of February 28, 2022, the On-Site ICM has recovered and treated 311,905,500 gallons of groundwater which were discharged to the City of Franklin's sanitary sewer system. The On-Site ICM has effectively maintained hydraulic control of the cVOC plume and prevented groundwater infiltration into the storm

sewer system. Completion of On-Site remediation of the treatment area and Off-Site groundwater treatment, as described in this SS CMS, will eliminate the conditions which require utilization of the On-Site ICM and will allow for its deactivation and permanent abandonment.

The second interim measure was the OIM which was designed to remove source materials (cVOC impacted soil and groundwater) surrounding the sanitary sewer main and minimize the infiltration of cVOC impacted groundwater and vapors into the sanitary sewer system. Between August 26, 2019 and December 23, 2019, cVOC impacted soil was excavated and sanitary sewer mains and select private sanitary sewer laterals were replaced along portions of Forsythe Street and Hamilton Avenue and portions of VCP sewer main on Ross Court, Glendale Drive, Forsythe Street, and Hamilton Avenue were lined with CIPP to minimize the infiltration of cVOC impacted groundwater and vapors into the sanitary sewer system. While the OIM activities were successful at removing impacted soil from surrounding the sanitary sewer main and minimizing the infiltration of cVOC impacted groundwater and vapors, performance monitoring has not been reflective of the overall OIM success. Vapor intrusion into the sanitary sewer system appears to be occurring through portions of private sanitary sewer laterals which were not replaced due to their proximity to residential structures (i.e., piping beneath structures with a basement), although the levels of VI to the sewer are lower than pre-OIM conditions. These portions of sewer laterals are generally located within the unsaturated zone of Unit B and are susceptible to cVOC vapor intrusion. It must be noted that Amphenol cannot control the discharge to the sanitary sewer from other users and, therefore, cannot eliminate other potential contributors to the observed cVOCs within sewer vapors. Additionally, vapor-phase cVOCs appear to be present within micro-bubbles entrained in the treated groundwater being discharged from the On-Site ICM. These sources are potentially where cVOC vapors are entering the sanitary sewer system. Regardless, system effluent water samples generally do not exhibit detectable concentrations of dissolved-phase cVOCs. Completion of On-Site remediation of the treatment area and Off-Site groundwater treatment, as described in this SS CMS, will eliminate the conditions which require utilization of the On-Site ICM, thereby removing the potential for cVOC micro-bubbles within discharged wastewater. Additionally, On-Site and Off-Site groundwater remediation will negate the potential for vapor intrusion through the portions of private sanitary laterals which could not be replaced.

It is believed that these interim corrective measures (removal of contaminated groundwater via pumping and removal of contaminated media along the sewer lines via excavation) were consistent with CAOs for the Site, necessary to protect human health and the environment, and should be approved as interim steps used to limit the migration of contamination prior to implementation of the final remedy.

1.5.3 Site Soil Investigation Results

The primary objective of the *OSI Work Plan* and subsequent emails with proposed additional sampling locations were to define the horizontal and vertical extent of adsorbed-phase VOCs and potential NAPL (if present) in the On-Site area in order to provide design-level data for development of the SS CMS. During implementation of the *DDSI Work Plan,* soil borings were installed at the Site along the former sanitary sewer line and on adjacent residential properties and soil samples were collected

and submitted for laboratory analysis. During the evaluation of the soil data during development of the SS CMS, data gaps were identified beneath and surrounding the former plating room. Therefore, additional source area investigation activities were completed in January 2021. Supplemental Off-Site investigation was completed west and southwest of the Site in August 2021 and January 2022 to assist in characterizing Off-Site adsorbed and dissolved impacts. A table summarizing the On-Site and Off-Site soil investigation analytical results has been included as **Table 1** and soil investigation QA/QC results have been included on **Table 2**. Soil boring locations are shown on **Figure 1-5**, Site Map (Soil Investigation).

The geology at the Site/Study Area has been characterized as four (4) distinct geologic units; Units A through D. Unit A is the uppermost weathered glacial till geologic unit in the Study Area and extends to three (3) to eight (8) feet BLS. Unit B is the second encountered geologic unit in the Study Area which consists of a sand to silty sand which is saturated in the lower part and extends to eight (8) to twenty-six (26) feet BLS, shallowing in the southern portion of the Study Area. The majority of cVOC impacts have been observed in the bottom of the saturated portion of this geologic unit. Unit C is the third encountered geologic unit in the Study Area which consists of a slightly moist to dry, hard, dense till which is thirty (30) to thirty-five (35) feet in thickness. High concentration soil cVOC impacts have been observed in the upper one (1) to two (2) feet of this geologic unit in the immediate vicinity of the Site. Unit D is the fourth and final investigated geologic unit in the Study Area which consists of a sand that is approximately twelve (12) feet in thickness. Impacts related to cVOCs from the Site have not been observed within this unit.

Based on the results from the On-Site design-level data soil borings (DSB-48 through DSB-56) installed on March 5 and 6, 2019, IWM Consulting implemented a two-staged approach to Site soil source characterization. The initial stage of source characterization utilized MIP/MiHpt technology in order to obtain qualitative data regarding relative VOC contaminant mass distribution in addition to hydrogeologic properties of the subsurface and was completed between May 18 and May 22, 2020 and January 11 through January 13, 2021. The second stage of soil characterization utilized standard Geoprobe® soil borings for the screening and collection of soil samples for laboratory analysis producing quantitative data and was completed on May 26 to May 28, 2020, September 16 to 18, 2020, October 5, 2020, January 12 through January 18, 2021, August 9 and 10, 2021, and January 17, 2022. IWM Consulting advanced forty-three (43) MIP/Geoprobe® soil borings during Site soil characterization activities and an additional forty-nine (49) Geoprobe® soil borings during subsequent soil characterization activities. All MIP borings were advanced approximately one (1) to two (2) feet beyond the base of Unit B or until boring refusal was determined to prevent damage to the MIP probe. Generally, all Geoprobe® soil borings were advanced approximately 0.5 to two (2) feet beyond the base of Unit B or until boring refusal was encountered (if shallower than 0.5 to two (2) feet beyond the base of Unit B). Boring refusal was often encountered shallower than one (1) to two (2) feet beyond the base of Unit B due to the stiff, silty clay encountered within Unit C. Potential NAPL was not visually observed within any soil borings and only select soil samples suggested the potential presence of NAPL (based on PID readings). Those samples were further screened in the field with Oil-n-Soil test kits and only three (3) samples suggested the presence of potential residual NAPL. Based on this information, potential NAPL is not prevalent across the Site, appears to be limited in

extent, and is immobile, since it is adsorbed into the less permeable clay-rich soils. Consequently, NAPL is not a driver for remediation activities.

MIP/MiHpt Soil Borings

On May 18 through 22, 2020 and January 11 through 14, 2021, IWM Consulting supervised Columbia during the installation of forty-three (43) MIP soil borings (MIP-1 through MIP-43) using a direct push drilling unit equipped with a MiHpt. The direct sensing tool included the MIP technology in order to detect cVOCs and the soil EC technology in order to measure soil conductivity in a single downhole tool. This single downhole tool allowed for the collection of data in real time during advancement at each soil boring location. Thirty-four (34) MIP borings were initially proposed and based on the real-time data obtained during MIP investigation, nine (9) secondary MIP borings were installed to assist in adsorbed VOC and potential NAPL delineation. MIP boring locations are displayed on **Figure 1-5**.

The high-resolution system collects numerous data points within each foot in each survey location yielding hundreds of measurements for each boring location. The MIP was used in both saturated and unsaturated materials to detect VOCs in the gaseous, sorbed, dissolved or free phases. The MIP technology provided an accurate location and depth of any potential NAPL. The "Membrane" acts as an interface between the VOCs in the subsurface and gas phase detectors at the surface. The membrane is semi-permeable and is comprised of a thin film polymer impregnated into a stainless-steel screen for support. The membrane was placed in a heated block attached to the probe. This block was heated to approximately 120 degrees Celsius and was raised at the leading edge to help protect the membrane from damage when being pushed through the geologic matrix. Heating the block helps accelerate diffusion of the VOCs through the membrane. Diffusion occurs due to a concentration gradient between the impacted soil and the clean carrier gas behind the membrane. A constant inert gas sweeps behind the membrane, and carries the diffused VOCs to the vapor-phase detectors at the surface. The MIP technology utilized a combination of three chemical detectors, a PID, an FID, and an XSD, to identify contaminant concentrations within the soil matrix. The XSD is a chlorinated specific detector and was the most optimal detection instrument since it is the most sensitive to the COCs. The MiHpt is a combination probe that performs MIP, HPT, and EC measurements in one push. The MiHpt probe detects volatile contaminants with the MIP, measures soil electrical conductivity with a standard dipole array, and measures HPT injection pressure using the same down-hole transducer as the stand-alone HPT system. In post-processing the log data, the practitioner estimates K and water table elevation, as well as prepares graphical outputs of the log data.

CVOC impacts identified during the MIP investigation were primarily detected in lower-permeability zones (clay and silty-rich soils) of the saturated portions of Unit B and within the top foot of Unit C, with impacted depths ranging from 18 to 25 feet BLS. The top of the water table within Unit B was observed at approximately 13 to 15 feet BLS. These low-permeability zones within Unit B were comprised of sand lenses with higher silt and clay contents than the surrounding sands. Similarly, impacts within Unit C were located at the top of the clay till unit, which is in close proximity to the base of Unit B. In the southern MIP borings, the impacts were primarily identified in the top of Unit C. The cVOCs sorb to the silt and clay particles within the Unit B sand lenses and the top of the Unit

C clays and then desorb into the groundwater over time. Estimated permeabilities during the MIP drilling ranged from too low to measure to over 50 feet per day, and in some locations, over 75 feet per day.

The graph below depicts XSD, EC, and HPT pressure readings collected during the installation of MIP boring MIP-09.

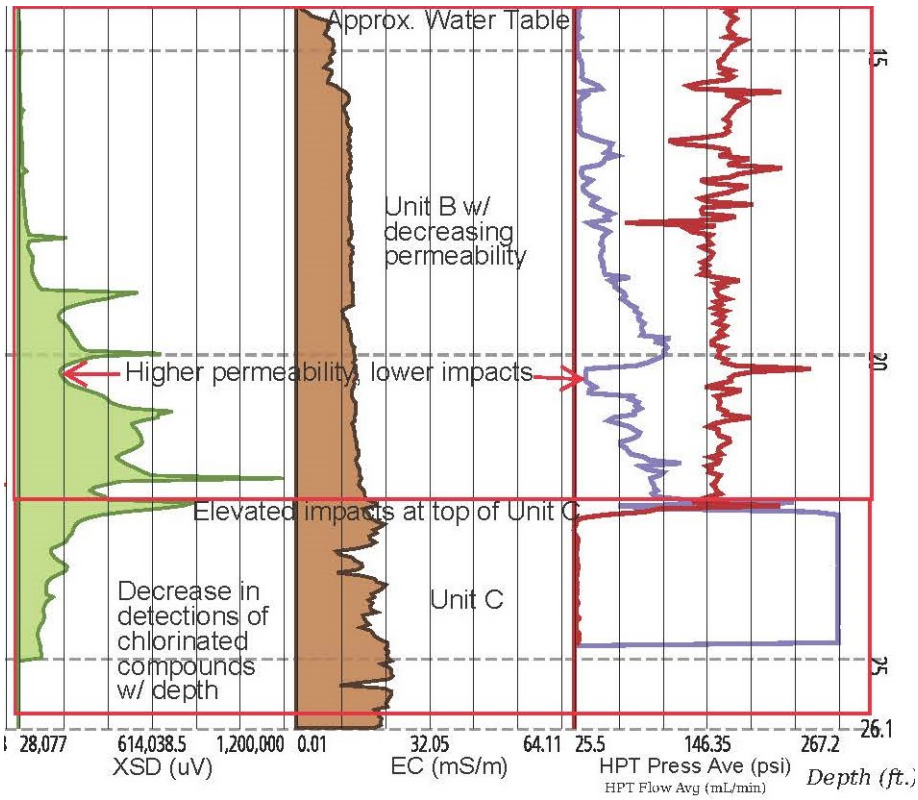

As shown above, the initial impacts in soil are located several feet below the top of the water table (the air-water interface) and were not encountered above the water table during the MIP investigation. Based on elevated XSD readings, potential NAPL was identified in five (5) MIP borings (MIP-3, MIP-9, MIP-10, MIP-16, and MIP-20).

Elevated XSD readings (>500,000 uV) were located beneath the former plating room (MIP-34, MIP-36, MIP-38, MIP-41, and MIP-42), downgradient of the former wastewater treatment building (MIP-11), downgradient (south/southwest/southeast) of sanitary manhole OMH-3 (south [MIP-01 and MIP-02], southwest [MIP-09, MIP-10, and MIP-14] and southeast [MIP-18 and MIP-19]). Also, elevated XSD readings were observed immediately south to southwest of the former facility plating room (MIP-15 and MIP-16), along the former sanitary sewer lateral (MIP-03 and MIP-04), and southeast/down-gradient of the former sanitary sewer lateral and storm sewer main crossing location (MIP-20, MIP-21, and MIP-27). The depths of the maximum XSD readings varied from 17.95 feet BLS (MIP-03: 901,364 uV) to 24.40 feet BLS (MIP-36: 915,021 uV). The maximum MIP reading

(4,091,769 uV) detected during Site source area characterization activities was observed in MIP-20 at 20.30 feet BLS. The elevated MIP readings are depicted on the figure below with the yellow-orange-red visual indicators surrounding MIP boring locations.

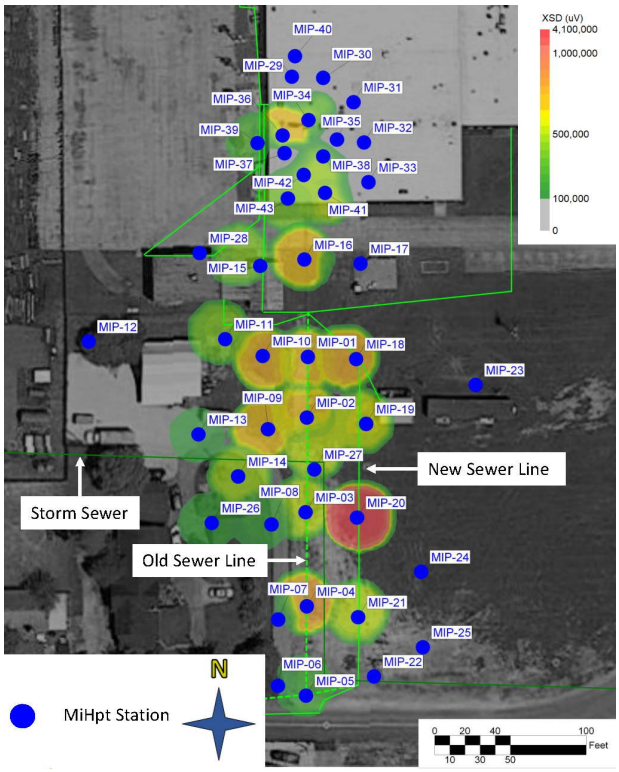

Columbia Technologies, XSD Footprint, May 2020 thru January 2021

A *High-Resolution Conceptual Site Model Assessment* and addendum reports summarizing Columbia's findings and includes the MIP data and boring logs have been included in **Attachment A**. As part of the Columbia report, boring specific hydrogeologic data were collected using the MiHpt and have been included in a hydrogeologic information summary table (**Table 3**), which also includes historic hydrogeologic information collected at the Site.

Geoprobe® Soil Borings

On May 27 through 29, 2020, September 16 through 18, 2020, October 5, 2020, January 12 through January 18, 2021, August 9 and 10, 2021, and January 17, 2022, IWM Consulting supervised Enviro-Dynamics during the installation of ninety-two (92) Geoprobe® soil borings (GP-1 through GP-92) using a direct push drilling unit. Soil samples were collected from the Geoprobe® soil borings to quantify soil impacts or potential NAPL detected in the MIP soil borings and to characterize adsorbed VOC impacts and potential NAPL (if present). Geoprobe® soil borings (GP-1 through GP-28, and GP-59 through GP-73) were installed within five (5) feet of the corresponding MIP borings (GP-1 through GP-28 = MIP-1 through MIP-28 and GP-59 through GP-73 = MIP-29 through MIP-43) in order to collect soil samples as dictated by the readings obtained from the MIP investigation. The

remainder of the Geoprobe® soil borings were installed to additionally quantify soil impacts beyond the MIP investigation area. Soil boring advancement and sample collection was generally completed as described in the associated work plans.

Soil samples collected for analysis were based on a combination of set sampling intervals, PID responses, and/or the MIP instrument responses. At least one (1) soil sample was obtained from within the top two (2) feet of Unit C and at least one (1) soil sample was obtained from the bottom two (2) feet of the base of Unit B. For GP-1 through GP-28 and GP-59 through GP-73, sample selection was assisted by the XSD readings of those intervals from the adjacent MIP boring. Additional soil sample intervals were selected based on a variety of factors, such as the MIP instrument responses or PID responses, to document adsorbed VOC concentrations at shallower depths, including intervals at and above the observed water table, and to document adsorbed VOC concentrations at deeper intervals within Unit C. During the September 2020 sampling event, composite samples were collected from the Site and the residential property at 990 Hamilton Avenue for the analysis of total organic carbon from Unit B and Unit C. This data is helpful in determining site-specific attenuation rates and screening levels.

Soil intervals in MIP borings MIP-3, MIP-9, MIP-10, MIP-16, MIP-20, and MIP-36 displaying elevated MIP XSD readings (greater than 750,000 mV) as well as intervals within MIP-64, MIP-66, MIP-67, and MIP-80 were analyzed using an Oil-N-Soil field kit to check for the presence of potential NAPL. The only sample interval to exhibit potential NAPL was observed in boring GP-20 at 21.5 feet BLS, as shown by the "pink" indicator ball in sample on the far right of the following photograph. Therefore, it has been determined that potential NAPL is limited and only soils with high concentrations of sorbed impacts remain in the source area.



Oil-N-Soil field kits. Pink ball indicates presence of NAPL.

Soil Sampling Results

Soil samples were collected from the Geoprobe® soil borings to quantify soil impacts or potential NAPL detected in the MIP soil borings and in an effort to quantify adsorbed VOC impacts and potential NAPL (if present).

Soil samples were analyzed for short list VOCs using SW-846 Method 8260 and percent moisture. The VOC shortlist included the following compounds: TCE, PCE, VC, trans-1,2-DCE, 1,1-DCA, cis-1,2-DCE, 1,2-DCA, MC, and 1,1,1-TCA. Soil samples and QA/QC samples were generally collected as outlined in the associated work plans.

During Site soil boring advancement, three-hundred sixty-nine (369) soil samples (excluding QA/QC soil samples) were collected and submitted for laboratory analysis of select VOCs.

Seventy-six (76) soil samples were collected at or above the observed water table. Only one (1) of the samples collected from at or above the observed water table exhibited the presence of COC concentrations in excess of IDEM RCG site-specific re-calculated MTGSLs. The one (1) soil sample [GP-46 (14.50-15.00')] at or above the observed water table exhibiting soil concentrations in excess of RCG site-specific re-calculated MTGSLs was located southeast of a nearby residential structure. This sample was collected from the "smear zone", so it is likely biased high due to impacted groundwater sporadically submerging this soil sampling interval. All other observed impacts with COC concentrations in excess of site-specific re-calculated MTGSLs were located beneath the observed water table, near the base of Unit B or top of Unit C.

Two-hundred five (205) soil samples were collected from the saturated portion of Unit B (at least one-foot below the observed water table). Eighty-two (82) of the soil samples from the saturated portion of Unit B (with depths ranging from 13.75 to 26.00 feet BLS) exhibited a COC concentration (PCE, TCE, cis-1,2-DCE, and/or VC) in excess of an IDEM RCG site-specific re-calculated MTGSL and six (6) soil samples exhibited a COC concentration (PCE) in excess of an EXDCSL. All soil samples from the saturated portion of Unit B which exhibited a COC concentration in excess of a site-specific re-calculated MTGSL were saturated and the results are biased high due to the presence of impacted groundwater within the soil matrix.

The approximated areas with PCE concentrations within the saturated portion of Unit B greater than the re-calculated MTGSL and EXDCSL are shown on **Figure 1-6**. The approximated area with TCE concentrations within the saturated portion of Unit B greater than the re-calculated MTGSL is shown on **Figure 1-7**. No TCE concentrations were detected in excess of the EXDCSL.

One-hundred thirteen (113) soil samples were collected from the top of Unit C. Sixty-four (64) of the soil samples from the top of Unit C exhibited a COC concentration (PCE, TCE, cis-1,2-DCE, and/or 1,1-DCA) in excess of an IDEM RCG site-specific re-calculated MTGSL; two (2) soil samples [GP-38 (23.00-23.50') and GP-80 (23.00-23.50')] exhibited a COC concentration (PCE) in excess of the EXDCSL.

The approximated areas with PCE concentrations within the top of Unit C greater than the re-calculated MTGSL and EXDCSL are shown on **Figure 1-8**. The approximated area with TCE concentrations within the top of Unit C greater than the re-calculated MTGSL is shown on **Figure 1-9**. No TCE concentrations were detected in excess of the EXDCSL.

In the vicinity of the former plating room at the facility, it appears that the historical soil remediation efforts completed in 2010 through 2012 have reduced cVOC soil concentrations to levels which meet CAOs in Unit A and the upper portions of Unit B. The only cVOC soil concentrations observed above CAOs were detected in the lower four (4) feet of Unit B and top two (2) feet of Unit C.

Soil analytical results are summarized within **Table 1**. QA/QC sample results collected during site soil investigation activities have been summarized on **Table 2**. Laboratory analytical reports have been included in **Attachment B** and Third-Party Laboratory Data Validation Reports have been included in **Attachment C**. Soil boring logs have been included in **Attachment D**.

Residual potential NAPL within soil matrices can be detected by contaminant soil concentrations which exceed their respective soil-saturation limit. Soil-saturation limits for PCE and TCE were derived following guidance within *Assessment and Delineation of DNAPL Source Zones at Hazardous Waste Sites* (Kueper B. H. and K. L. Davies., 2009) and were calculated to be 259 mg/kg (C_{sat} PCE) and 1,166 mg/kg (C_{sat} TCE).

The equation for C_{sat} is as follows:

$$C_{sat} = \frac{C_i}{\rho_b}(K_{oc} f_{oc} \rho_b + \theta_w + H'\theta_a)$$

Where:

C_{sat} = soil concentration (mg/kg) threshold for component *i* [calculated];

C_i = effective solubility (mg/L) of component *i* [PCE=210 mg/L; TCE=1,300 mg/L];

ρ_b = dry soil bulk density (g/mL) [1.5 g/ml];

θ_w = water-filled porosity (unitless) [0.43 for saturated conditions];

H' = unitless Henry's constant [NA for saturated conditions];

θ_a = air-filled porosity (unitless) [NA for saturated conditions];

K_{oc} = organic carbon - water partition coefficient [PCE=95 ml/g; TCE=61 ml/g];

f_{oc} = fraction organic carbon (unitless) [0.01 from average of B Zone samples].

PCE C_{sat}=259 mg/kg TCE C_{sat}=1,166 mg/kg

Soil-saturation limits for PCE were exceeded in five (5) of 369 samples (GP-10, GP-16, GP-38, GP-64, and GP-80). Therefore, 98.6% of the samples analyzed did not exhibit the presence of potential residual PCE NAPL. All of the PCE soil-saturation exceedances were observed between 23 and 24

feet BLS, at the base of Unit B or top of Unit C. None of the 369 soil samples exhibited the presence of TCE concentrations in excess of the corresponding soil-saturation limit; therefore, potential residual TCE NAPL was not observed during the course of the extensive source area investigation. Based on laboratory results and field observations, potential NAPL is limited spatially and is more accurately described as high concentration adsorbed contamination. In general, soil impacts appear to be limited to the lower two (2) to four (4) feet of Unit B and the top one (1) to two (2) feet of Unit C and are concentrated in the silty to clay-rich soils within those zones.

During source area characterization sampling activities, additional soil samples were obtained and submitted for laboratory analysis of total organic carbon via Method 9060, iron and manganese via Method 6010B, and natural oxidant demand via ASTM 7262 to assist in the evaluation of ISCO, ISCR, and in-situ bioremediation technologies. The results from these additional analyses have been summarized in **Table 1**.

Site specific total organic carbon analytical data can be utilized to determine site-specific attenuation rates and screening levels. Total organic carbon converted to a unitless decimal is also known as fraction of organic carbon. Four (4) analyses from Unit B composite samples and four (4) analyses from Unit C composite samples collected in September 2020 have average fraction of organic carbon values of 0.010 and 0.011, respectively. Consequently, IWM Consulting utilized the Site-specific average fraction of organic carbon value (0.010) for Unit B when determining the applicable attenuation rates and screening levels.

1.5.4 Off-Site Design Level Soil Boring Investigation Results

Based on the results of the Off-Site sewer and soil gas investigations completed within the ROW in September/October 2018, IWM Consulting advanced forty-seven (47) Off-Site design-level soil borings (DSB-1 through DSB-47) to the base of Unit B and two temporary well borings (TW-15 and TW-16) on February 25 through February 28, 2019 to assist in development of the *OIM Work Plan*. The work plan to collect these samples was submitted to the USEPA on February 19, 2019 and was subsequently approved on February 21, 2019. Soil boring logs were included in the *OIM Work Plan*.

The borings were continuously sampled and select sample intervals were submitted for laboratory analysis in order to determine if soils were impacted by COCs above, at, or below the sanitary sewer main. Soil borings were placed approximately every 100 feet along the sewer main along portions of Forsythe Street, Hamilton Avenue, Ross Court, and Glendale Drive, in addition to soil borings concentrated in areas surrounding documented breaks in the sanitary sewer main which were observed in a 2015 sewer inspection provided by the City of Franklin. The Off-Site design-level data soil boring locations are displayed on **Figure 1-10**. Sample locations which were not excavated during OIM implementation activities and exhibit a COC concentration in excess of Re-Calculated RCG MTGSLs are displayed on **Figure 1-10**.

Soil Analytical Results

During Off-Site design-level soil boring advancement, one hundred eighty-three (183) soil samples were collected and submitted for laboratory analysis of select VOCs. Fifty-one (51) soil samples were collected from the one-foot interval above the sanitary sewer main; forty-six (46) soil samples were collected from the one-foot interval beneath the sanitary sewer main; sixty (60) soil samples were collected from the one-foot interval at the base of Unit B; and twenty-six (26) soil samples were collected from the mid-point between the base of Unit B and the one-foot interval beneath the sanitary sewer main.

Following OIM implementation, no unsaturated soil samples exhibited an adsorbed COC concentration in excess of the site-specific re-calculated MTGSL. All other soil samples which exhibited a COC concentration in excess of a site-specific re-calculated MTGSL were saturated and the results are biased high due to the presence of impacted groundwater within the soil matrix. Following OIM implementation, only 15 (including 3 duplicate soil sample) of the 183 soil samples exhibited COC concentrations in excess of re-calculated MTGSLs. All of the soil samples were obtained from the saturated zone and were primarily obtained from the base of Unit B. Soil analytical results are summarized in the following table and are shown in full within **Table 4**. Sample intervals which have been excavated during OIM implementation have been shaded grey on **Table 4**.

Design-Level Soil Samples with COC Concentrations in Excess of Re-Calculated RCG MTG Screening Levels Following OIM Implementation

	One-Foot Interval Above Sanitary Sewer Main[1]	One-Foot Interval Below Sanitary Sewer Main[1]	Mid-Point Between the One-Foot Interval Below Sanitary Sewer Main and the Base of Unit B Interval	Base of Unit B Interval
Soil Samples with COC Concentrations greater than Site-Specific Re-Calculated MTGSLs	None	None	DSB-3, DSB-16, and DSB-21	DSB-1 (includes duplicate), DSB-2, DSB-6 (duplicate only), DSB-16, DSB-19, DSB-20, DSB-31, DSB-44, DSB-46 (includes duplicate), and DSB-47

[1] Soil sampling intervals immediately above and below the sanitary sewer main were excavated during OIM implementation activities.

As shown above, the majority (79%) of soil samples with COC concentrations in excess of their respective site-specific re-calculated MTGSL were obtained from the base of Unit B. The sampling points with MTGSL exceedances post OIM were not accessible for excavation during OIM implementation activities based on the depth of the soil, proximity to existing municipal utilities

(natural gas or water lines) persistent saturation creating excavation wall instability issues, and limitations of the excavation equipment and necessary shoring to excavate to this depth.

All Off-Site soil samples exhibited COC concentrations less than RCG RDC and EXDCSL. Laboratory analytical reports and third-party data validation reports were included in the *OIM Work Plan*.

1.5.5 Groundwater Monitoring Results

Temporary Well Results

Temporary monitoring wells were installed at fifty-three (53) Off-Site locations in order to assess groundwater conditions within the shallow (groundwater surface interface) and/or deep (base of Unit B) saturated portions of geologic Unit B, as outlined in the *Off-Site Groundwater Investigation Work Plan* dated October 18, 2018, *Additional Off-Site Groundwater Investigation Work Plan* dated February 12, 2019, the August 7, 2020 email to the USEPA entitled *Site Investigation Activities - Proposed Additional Borings and Temporary Wells*, and the *Supplemental Off-Site Soil and Groundwater Investigation Work Plan* dated July 29, 2021. Additionally, fourteen (14) temporary wells and two (2) permanent monitoring wells were installed within and surrounding the former plating room at the facility in order to assess source area groundwater conditions in January 2021. Groundwater monitoring data from the existing monitoring well network, the temporary wells, and recently installed On-Site and Off-Site monitoring wells have defined the dissolved COCs related to the release from the Site to applicable screening levels.

Supplemental Off-Site investigation was completed west and southwest of the Site in August 2021 and January 2022 to assist in characterizing adsorbed and dissolved impacts which appear to be from a separate Off-Site source. Groundwater data supports the conclusion of a separate Off-Site source present for the observed TCE impacts on western Hamilton Avenue. Groundwater data at TW-40d, TW-41d, TW-42d, TW-63d, TW-64d, TW-66d, and TW-68d have demonstrated that a secondary source is present, and likely originates west/northwest of the above listed wells. The lack of shallow groundwater impacts observed in TW-40s, TW-41s, TW-42s, TW-66s, and TW-68s indicates that the source of contamination is not close to these wells or originated from a deeper release (i.e., storm sewer joints), further ruling out the possibility of a historical surface release associated with the Site in the immediate vicinity of these wells. Additionally, groundwater samples collected from temporary wells TW-04 and TW-14, exhibit an increase of COC concentrations with depth, further ruling out the possibility of a release from the sanitary sewer line located on western Hamilton Avenue. Based on data collected from borings GP-83, GP-84, GP-86, GP-87, GP-88, GP-90, GP-91, and GP-92 and temporary wells TW-19d, TW-59s/d, TW-60d, TW-61d, TW-62s/d, TW-66d, and TW-68d it appears that the TCE plume from a hydraulically upgradient Off-Site source passes between temporary wells TW-04 and TW-14 and is likely the source of TCE impacts observed west of Forsythe Street (TW-17, TW-18, TW-19, TW-26, TW-28, and TW-29) based on the groundwater flow direction within the Study Area (south-southeast). The TCE plume from the Off-site source has likely co-mingled with the release from the Site as it approaches Forsythe Street. According to information readily available in the IDEM VFC, Arvin historically utilized and disposed of PCE and TCE between the early 1980's.

In fact, records indicate that 29 55-gallon drums of TCE (Feb 1981), 6 drums of TCE (Oct 1983), 2 drums (August 1984), and 2 drums of TCE/water and PCB (April 1984) were historically generated and disposed offsite (IDEM VFC Document #82664594). Regardless, the secondary Off-Site source does not impact the selection of a corrective measure for impacts related to the Site.

On-Site source area characterization and semi-annual monitoring groundwater sample results have demonstrated that cVOC impacts above screening levels are limited On-Site to the areas beneath, west, and south of the former plating room at the facility. Groundwater impacts are not present beneath the facility building, outside the footprint of the former plating room. Additionally, groundwater impacts down-gradient (south) of the former plating room are concentrated along the former sanitary sewer lateral from the facility and sanitary sewer main along portions of Hamilton Avenue and North Forsythe Street. Groundwater impacts have been defined laterally and vertically and are confined within Unit B. Based on the current soil impacts being limited to the upper two (2) feet of Unit C, cVOC impacts in groundwater will not likely diffuse through approximately thirty (30) feet of additional silty clay into Unit D.

Temporary well groundwater results have been summarized on **Table 5**. Current groundwater PCE and TCE isoconcentration maps, incorporating temporary well data in geologic Unit B have been developed and are included as **Figure 1-11** (Groundwater PCE Isoconcentration Map - Shallow and Deep Unit B) and **Figure 1-12** (Groundwater TCE Isoconcentration Map - Shallow and Deep Unit B).

Monitoring Well Results

During Site source characterization activities, additional groundwater samples were collected from select monitoring wells (MW-22, MW-30, and MW-42) for the analysis of total organic carbon via SM 5310C, total Kjeldahl nitrogen via EPA 351.2, nitrate and nitrite via EPA 353.2, phosphorus via EPA 365.1, total iron via Method 6010, methane, ethane, and ethene via RSK 175 Modified, ferrous iron via Hach 8146, alkalinity via SM 2320B, sulfate via EPA 9038, and QuantArray Chlor (aerobic and anaerobic bacteria) to assist in the evaluation of ISCO, ISCR, and in-situ bioremediation technologies. Additional groundwater analyses are summarized in **Table 7**.

Typically, sites which have the presence of NAPL often exhibit dissolved concentrations relative to approximately 1% of the contaminant's aqueous solubility. The 1% of aqueous solubility for PCE and TCE (at 25 °C) are 2,000 ug/L and 14,720 ug/L, respectively, as described in *DNAPL Remediation: Selected Projects Approaching Regulatory Closure* (USEPA, December 2004). Dissolved PCE groundwater concentrations have not been observed in excess of the 1% of aqueous solubility since October 5, 2011 in monitoring well MW-12R (2,470 ug/L) and April 27, 2006 in monitoring well MW-22 (2,710 ug/L). Dissolved TCE groundwater concentrations have never been observed in excess of the 1% of aqueous solubility. Potential NAPL residual saturation appears to be dissipated due to dissolution into the high hydraulic conductivity portions of Unit B and remedial efforts (i.e., groundwater recovery and bioremediation) completed during interim corrective actions.

During groundwater monitoring activities, groundwater flow has been demonstrated in the Study Area to be to the south-southeast. During operation of the ICM, localized groundwater flow at the Site has

been modified to maintain hydraulic control over the dissolved VOC plume and to lower the potentiometric groundwater surface to below the level of the existing storm sewer invert. A figure comparing groundwater potentiometric surfaces with and without system operations has been included as **Figure 1-13a**. Project area groundwater flow has been displayed on **Figure 1-13b**, **Figure 1-13c**, **Figure 1-13d**, **Figure 1-13e**, and **Figure 1-13f**.

Pilot Study Evaluation

Additional groundwater samples were collected over a period of six (6) months (November 2019 through April 2020) from a total of three (3) monitoring wells (MW-31, MW-35, and MW-38) located within pilot study Areas 1 and 2 (as outlined in the *Off-Site Groundwater Treatment Pilot Study Evaluation Report*) in order to evaluate the effectiveness of the proposed in-situ remedial technology following the baseline groundwater sampling event. Groundwater samples associated with the pilot study were analyzed for additional parameters beyond short-list VOCs in order to determine if cVOCs were being destroyed via the β-elimination pathway. Groundwater samples from monitoring well MW-35 were collected to evaluate groundwater conditions in Area 1 and groundwater samples from monitoring wells MW-31 and MW-38 were collected to evaluate groundwater conditions in Area 2. However, the required placement for the installation of monitoring wells within Area 2 (outside of paved area) did not necessarily provide optimal locations for measuring the effects of the pilot study. Any effects measured would be delayed since the groundwater had to first naturally migrate across the sewer main trench barrier and then migrate further downgradient to the monitoring wells. The pilot study evaluation groundwater samples were collected concurrently with confirmatory groundwater samples associated with OIM implementation activities collected from monitoring wells IT-2, MW-12R, and MW-31 through MW-40. Additional groundwater results (select VOCs only) were available for review and continued verification of the pilot study results. Per the schedule outlined in the OIM Work Plan, confirmatory groundwater samples were collected on a monthly basis for a period of one (1) year post OIM implementation activities (November 2019 – October 2020). This provided data from control wells (MW-12R and MW-36) located outside of the pilot study areas to evaluate whether OIM remediation activities by itself may have an impact on groundwater concentration trends, especially within Area 2.

Ultimately, the success of the pilot study was based on the observed decrease in dissolved chlorinated VOC concentrations in groundwater. However, the generation of ethenes and ethanes also demonstrated that chlorinated VOCs were being destroyed via the β-elimination pathway, in lieu of the hydrogenolysis reductive dichlorination pathway which generates cis-1,2-DCE, trans-1,2-DCE, and VC. PCE was not present in monitoring well MW-35 during the baseline sampling event, however, TCE was present and was reduced to non-detect following pilot study injection activities. PCE was reduced 53 percent at monitoring well MW-38 which is located 30 and 60 feet from the two closest pilot study injection points. Groundwater results at monitoring well MW-35 have exhibited the complete elimination of chlorinated VOCs without the generation of any daughter by-products and groundwater results at monitoring well MW-38 exhibited a 74% reduction in VOC concentrations.

Dissolved oxygen and ORP field data readings demonstrated that an anaerobic environment was present in the vicinity of monitoring well MW-35 while data obtained from monitoring wells MW-31

and MW-38 only exhibited temporary periods where the subsurface environment may have become anaerobic.

Tables summarizing pilot study groundwater analytical results have been included as **Table 6**, **Table 7**, and **Table 8**. Laboratory analytical reports were included in the *Off-Site Groundwater Treatment Pilot Study Evaluation Report*.

1.5.6 Residential Vapor Intrusion Investigation Results

IWM Consulting conducted a VI investigation in the Study Area between September 2018 and August 2020 in order evaluate this potential exposure pathway. The VI investigation included the following activities. IWM Consulting identified and requested property access from forty-two (42) different property owners within the Study Area and received signed access agreements from thirty-seven (37) different property owners and subsequently completed VI investigation sampling activities for all of these structures.

Twenty-seven (27) different structures exhibited VOC concentrations less than the corresponding RCG Residential IA VESL and Calculated Residential Exterior Soil Gas and Sub-Slab Soil Gas VESLs. Sewer gas is not IA. Therefore, when evaluating residences for RCG Residential IA VESL exceedances, sewer gas concentrations were not considered as part of the IA samples collected.

Upon completion of the OIM activities, between January and March 2020, thirty-three (33) of the thirty-seven (37) residential structures sampled had accessible sewer cleanouts where sewer gas samples could be obtained. Historically, of the thirty-three (33) structures sampled, four (4) structures exhibited the presence of vapor-phase COCs in sewer gas below the most conservative RCG Residential IA VESL and seventeen (17) structures exhibited the presence of a vapor-phase COC in sewer gas above the CSVRV. During the April 30 to May 1, 2020 sewer cleanout sampling event, **none** of the thirty-six (36) structures sampled exhibited a vapor-phase COC concentration in excess of the CSVRV. One (1) previously sampled structure was unable to be sampled due to restricted property access. This most recent sewer cleanout sampling event was completed following OIM implementation activities and remediation system modifications.

Throughout indoor air sampling events since 2018, sixteen (16) PRs exhibited the presence of 1,2-DCA in excess of the Residential IA VESL within an indoor air sample. Following an evaluation of observed sewer gas and soil gas 1,2-DCA concentrations obtained during the VI investigation, it was determined that none of the observed IA 1,2-DCA detections in excess of the RCG Residential IA VESL resulted from sewer gas or soil vapor intrusion. All observed 1,2-DCA concentrations in excess of VESLs were attributed to a separate background source (i.e., consumer products) within the structure.

Ten (10) different structures exhibited the presence of PCE or TCE in excess of the corresponding RCG Residential IA, Calculated Residential Exterior Soil Gas, and/or Sub-Slab Soil Gas VESL. However, all of the IA concentrations observed were less than the corresponding Immediate Action Level for TCE (21 ug/m^3) and PCE (420 ug/m^3).

Plumbing vapor leak tests were completed at six (6) structures which originally exhibited the presence of TCE in IA samples at concentrations approaching the RCG Residential IA VESL. The vapor leak tests were completed between October 25, 2018 and October 16, 2019 and all observed leaks were repaired. The plumbing connections were deemed tight, with no leaks being observed, following repair activities.

Eight (8) PRs exhibited an exterior soil gas or sub-slab soil gas TCE concentration in excess of the corresponding Calculated Residential Exterior Soil Gas (21 $\mu g/m^3$) or Sub-Slab Soil Gas VESL (70 $\mu g/m^3$). Four (4) PRs exhibited an exterior soil gas or sub-slab soil gas PCE concentration in excess of the corresponding Calculated Residential Exterior Soil Gas (420 $\mu g/m^3$) or Sub-Slab Soil Gas VESL (1,400 $\mu g/m^3$). Even though IA concentrations did not necessarily exceed RCG Residential IA VESLs due to traditional VI pathways, vapor mitigation systems were installed within each of these PRs, except one (1). Based on observed IA concentrations within a single priority residence, a confirmation sampling event with a sub-slab point was completed and determined that sub-slab soil vapor conditions did not warrant the installation of a vapor mitigation system; therefore, only plumbing repairs were completed to mitigate observed IA concentrations. Confirmation IA sampling events have shown that the combination of plumbing repairs and implementation of vapor mitigation systems have eliminated the potential exposure to PCE or TCE concentrations above RCG Residential IA VESLs.

Out of one hundred seventy-six (176) ambient air samples collected from outside of PRs during indoor air sampling events from September 2018 to August 2020, three (3) samples have exhibited a PCE or TCE concentration in excess of the RCG Res IA VESL during sampling events. All of the observed concentration exceedances were collected in September 2018.

The USEPA has developed an indoor air Regional Screening Level for trans-1,2-DCE using a non-cancer Reference Concentration of 4×10^{-2} mg/m^3. This IA concentration results in a Res IA screening level of 42 ug/m^3 (risk of 1E-05 with hazard quotient of 1). This value has yet to be adopted by USEPA Region 5 or IDEM, regardless, no indoor air samples have been observed with trans-1,2-DCE concentrations in excess of 8.7 ug/m^3, well below the USEPA's Regional Screening Level.

Residential IA VESL exceedances were not observed as a result of typical vapor intrusion (soil gas entering through the foundation or crawlspace) in residences constructed with slab on-grade or crawlspace foundations. Only select residences constructed with full or partial basements exhibited the potential for vapor intrusion. This is because the foundations of residences with basements extend into the unconfined sandy water bearing unit beneath the Study Area (identified as "Unit B"). Residences completed with slab on-grade or crawlspace foundations are completed within the clayey Unit A geological unit in the Study Area.

The majority of Residential IA VESL exceedances were the result of faulty plumbing within the structure of the PR. Following vapor leak tests and resulting plumbing repairs, residences which had previously exhibited a Residential IA VESL exceedance or COC concentrations approaching their respective Residential IA VESL no longer exhibited elevated COC concentrations.

Sewer cleanout vapor results have been summarized on **Table 9**, residential sub-slab and exterior soil gas sample results have been summarized on **Table 10**, and residential indoor and ambient air results have been summarized on **Table 11.**

1.5.7 Sewer Vapor Monitoring Results

On September 14 thru 17, 2018, prior to OIM implementation activities, sewer vapor samples were collected from twenty-three (23) sanitary sewer manholes and four (4) storm sewer manholes. Fourteen (14) of the twenty-three (23) sanitary sewer manhole vapor samples exhibited VOC concentrations in excess of IDEM RCG RIA VESLs. The observed concentrations were also compared to the CSVRVs. During the September 14 thru 17, 2018 sampling event, three (3) sanitary sewer manhole vapor samples (MH 250010, MH 250030, and MH 250040) exhibited a VOC concentration in excess of the CSVRV.

On October 23, 2018, prior to OIM implementation activities, sewer vapor samples were collected from seven (7) sanitary sewer manholes [five (5) of the manholes were within the extended Study Area]. Two (2) of the seven (7) sanitary sewer manhole vapor samples exhibited VOC concentrations in excess of IDEM RCG RIA VESLs. The observed concentrations were also compared to CSVRVs. During the October 23, 2018 sampling event, all seven (7) sanitary sewer manhole vapor samples exhibited VOC concentrations less than their respective CSVRV.

During the April 27, 2020 sampling event, thirteen (13) of the seventeen (17) sanitary sewer manhole vapor samples exhibited VOC concentrations in excess of IDEM RCG RIA VESLs. The four (4) remaining locations did not exhibit COC concentrations in excess of RIA VESLs. The observed concentrations were also compared to CSVRV. During the April 27, 2020 sampling event, all seventeen (17) sanitary sewer manhole vapor samples exhibited VOC concentrations less than their respective CSVRV. The laboratory analytical reports and associated COCs were provided in Attachment B of the *Draft Post-OIM Sewer Gas VI Evaluation Report* dated June 24, 2020.

During the July 8, 2020 sampling event, twelve (12) of the seventeen (17) sanitary sewer manhole vapor samples exhibited VOC concentrations in excess of IDEM RCG RIA VESLs. The five (5) remaining locations did not exhibit COC concentrations in excess of RIA VESLs. The observed concentrations were also compared to CSVRVs. During the July 8, 2020 sampling event, only one (1) sanitary sewer manhole vapor sample (MH 250051) exhibited a VOC concentration in excess of a CSVRV.

During the October 12, 2020 sampling event, twelve (12) of the seventeen (17) sanitary sewer manhole vapor samples exhibited VOC concentrations in excess of IDEM RCG RIA VESLs. The five (5) remaining locations did not exhibit COC concentrations in excess of RIA VESLs. The observed concentrations were also compared to CSVRVs. During the October 12, 2020 sampling event, no sanitary sewer manhole samples exhibited a VOC concentration in excess of a CSVRV.

During the February 2, 2021 sampling event, none of the seventeen (17) sanitary sewer manhole vapor samples exhibited a VOC concentration in excess of IDEM RCG RIA VESLs or CSVRVs. Laboratory analytical results from the 2018, 2020, and 2021 sampling events are summarized on **Table 12**.

Sewer vapor concentrations have been reduced by the remedial measures completed during the OIM implementation and P&T remedial system modifications. When comparing pre-OIM (September 2018) to post-OIM (February 2021) sewer vapor concentrations, COC concentrations in sanitary manholes have been reduced on Hamilton Avenue from 98.4% to 100%, on Forsythe Street from 97.7% to 100%, and on Glendale Drive from 97.7% to 99.7%. Concentration fluctuations were noted throughout the post-OIM confirmatory sampling events, however, COC concentrations in sewer vapor have definitively been reduced following OIM implementation activities.

Differences in COC concentration ratios have been observed through different portions of the Study Area and are due to a variety of factors such as sewer venting, soil gas infiltration, potential private property owner discharge of used solvents and cleaners, and potential secondary Off-Site soil gas sources infiltrating the sanitary main or sewer laterals that were not replaced or lined during OIM implementation activities. Many of the remaining sewer vapor concentrations may be influenced by additional source(s) not originating from the former Bendix Facility. As a result, mitigation of contributions from the former Bendix Facility is unlikely to remove all contamination present in the sewer. Contribution from other sources may result in concentrations of COCs in the sewer above RCG RIA SLs or CSVRVs following the completion of Amphenol's remedial actions. However, during the February 2021 sewer gas sampling event, all observed sewer vapor concentrations were below the RCG RIA VESLs and CSVRVs. Further analysis of the potential additional Off-Site sources was included in the Cox-Colvin technical memo, included in Attachment D of the *Draft Post-OIM Sewer Gas VI Evaluation Report* dated June 24, 2020.

1.5.8 Conceptual Site Model

The CSM for the Site was developed to provide an understanding of impacts related to the Site and how they may affect potential receptors. On-Site soil and groundwater impacts and Off-Site soil, groundwater, and soil vapor impacts are present as a result of impacted wastewater escaping the On-Site sanitary sewer lateral and the Off-Site sanitary sewer main along Hamilton Avenue and North Forsythe Street between 1961 and 1983. Impacted wastewater historically leaked from cracks, breaks, and joints in the VCP of the On-Site sanitary sewer lateral and Off-Site sanitary sewer main and migrated vertically downward through the sewer bedding and vadose zone until it reached groundwater, at which time, impacts were transported to the south-southeast via groundwater flow.

Adsorbed-phase COCs are concentrated near the Unit B-Unit C interface and potential NAPL is limited spatially and is more accurately described as high concentration adsorbed contamination. Potential NAPL residual saturation appears to be substantially dissipated due to dissolution into the high hydraulic conductivity portions of Unit B and remedial efforts (pump and treat) completed during interim corrective actions.

On-Site and Off-Site residual submerged soil impacts continue to provide a source for dissolved cVOCs in groundwater, which in turn may generate cVOC soil vapors. The soil vapors may then enter through residential structures with basements through vapor intrusion or influence sewer vapor concentrations utilizing entry points along portions of the private sanitary sewer laterals which could not be replaced during OIM implementation. Impacted sewer vapors originating from micro-bubbles within discharged treated groundwater from the On-Site ICM may also influence sewer vapor conditions. As a result, sanitary sewer mains and private sewer laterals in the Study Area appear to be continuing to act as preferential pathways for cVOC vapors, although at lower concentrations. Therefore, additional On-Site and Off-Site soil and groundwater remediation are required to reduce soil and groundwater COC concentrations, prevent the generation of cVOC soil vapors, and eliminate the potential for vapor intrusion into residential structures or the sanitary sewer system.

Direct contact with impacted soil is not a potential exposure pathway for occupants of structures to the south-southeast of the facility. Soil exposure to construction workers would only be anticipated if the storm sewer main, which is routed through the Site, would be exposed for repair or replaced. The storm sewer main which is routed through the Site was re-habilitated (i.e., interior joints repaired and sealed and invert repaired) to assist in eliminating intrusion of soil vapor or groundwater into the storm water line. The storm sewer rehabilitation was completed in May through June 2021 in anticipation of the selection of an On-Site remedy to minimize the potential for short-circuiting of injected materials. Additionally, shallow groundwater in the Study Area is not used for consumption purposes. Potable water is supplied to structures in the Study Area by Indiana-American Water Company and the City of Franklin has an Ordinance where properties in all subdivisions shall be provided with water, supplied by the appropriate utility and no individual property wells shall be permitted as the primary water supply for any property where water service is required (Franklin, 2020).

This SS CMS has been developed to select a corrective measure to reduce On-Site and Off-Site soil and groundwater impacts, which in turn will reduce the generation of vapor-phase COCs that have the potential to enter residential structures through basement sub-slab or sewer gas vapor intrusion.

2.0 Identification and Screening of Corrective Measures Alternatives

2.1 Introduction

As stated in Section 1.1, the purpose of the SS CMS is to identify and screen, develop, and evaluate potential corrective measures alternatives and recommend the corrective measure(s) to be taken at the Site and within the Study Area. Corrective measure technologies were identified based on their ability to effectively address elevated concentrations of cVOCs in soil, groundwater, and/or soil vapor and achieve CAOs and provide a final remedy for the Site. The selected corrective measure should allow for the deactivation of the current On-Site ICM. Due to the nature of the Off-Site transport of the impacts along the former sanitary sewer system, the SS CMS will focus on both On-Site and Off-Site strategies for soil and groundwater remediation technologies. These technologies should treat the On-Site historical source area (area immediately beneath and adjacent to the former On-Site sanitary sewer lateral) and create permeable reactive barriers hydraulically down and side-gradient of the On-Site source area. The reactive barriers should remediate impacted areas away from the On-Site

treatment area and limit future migration of dissolved COCs originating from the Site. This section of the SS CMS identifies corrective measures alternatives that may be used to achieve the CAOs established for the Site. Individual corrective measure technologies are later combined into alternatives as necessary to achieve CAOs. The corrective measures alternatives are screened to eliminate those technologies that may not prove feasible to implement, that rely on technologies unlikely to perform satisfactorily, or that would not achieve the CAOs.

The EPA provides guidance for identifying and screening corrective measures alternatives for the purpose of remediation. The identification and screening process followed in this SS CMS addresses a range of potential corrective measures alternatives and presents necessary information required to select a preferred approach for remediation. Selection of corrective measure alternatives proceeds in a series of steps designed to reduce the number of potential technologies and to isolate technologies from which a final remedy may be selected. Implementation of a preferred remedy should not limit future use of the Site or prevent future remedial alternatives.

2.2 Corrective Action Objectives and Reference Values

CAOs and Reference Values are designed to be protective of human health and the environment, and are based upon residential, commercial/industrial, and environmental exposure criteria; data obtained during site characterization activities; EPA guidance; and applicable state and federal regulations. Therefore, the CAOs and Reference Values are the basis upon which the SS CMS is designed.

To be protective of human health and the environment, CAOs and Reference Values must evaluate source areas, potential exposure pathways, and potential receptors. Remedial objectives must be developed to ensure that the source area (area surrounding the On-Site former sanitary sewer lateral location), the preferential pathway (Off-Site former sanitary sewer system), or both, do not impact potential On-Site or Off-Site receptors. Therefore, the current distribution and potential migration of COCs and the exposure risks associated with current or past releases must be considered when developing CAOs. However, consideration must be taken for impacts from separate source areas not associated with the Site which have co-mingled with the historical release(s) from the Site.

CAOs have been developed for groundwater and soil and Reference Values have been developed for sewer vapor associated with historical release(s) from the Site and are listed below.

Groundwater

Groundwater CAOs have been developed to be protective of human health and the environment. There are no receptors for impacted groundwater (i.e., no potable wells, industrial wells, or unacceptable impacts to hydraulically connected surface water bodies). Additionally, the State of Indiana requires potable wells to be cased to a minimum depth of twenty-five (25) feet BLS [312 IAC 13-4-1(c)]. Since Off-Site impacts are limited to a maximum depth of twenty (20) feet BLS, this shallow groundwater will not be utilized as a potable aquifer. In the short-term, groundwater COC concentrations in Unit B should be remediated to meet IDEM RCG Res GVESLs in order to limit the potential production of soil vapors and be protective of human health. The short-term CAO time period will be defined as

approximately 5 years from implementation of the final corrective measure, while the long-term CAO time period will be defined as beyond 5 years from the implementation of the final corrective measure. Since the depth to groundwater in Unit B within the Study Area ranges from three (3) feet BLS (near Hurricane Creek) to eighteen (18) feet BLS (near the Site), soil vapor generated from impacted groundwater has the potential to impact basements, utility conduits, or other preferential pathways. In the long-term, USEPA policy requires groundwater to be returned to MCLs, if feasible. However, in the short-term, all potential exposure pathways have been mitigated by either the installation of vapor mitigation systems, plumbing repairs, and/or OIM implementation activities.

The implementation of active remediation will be determined by observed groundwater concentrations; if groundwater concentrations meet short-term groundwater CAOs, additional active remediation will not be required. Monitoring of groundwater will be necessary to verify groundwater conditions continue to meet short-term groundwater CAOs. Long-term monitoring will also demonstrate MNA processes are creating groundwater conditions that provide continuous reductions in cVOC concentrations or established plume stability (at concentrations less than short-term groundwater CAOs).

The dissolved VOC concentrations should meet the applicable short- and long-term CAOs, as shown on the table below.

Table: CAOs for COCs in Groundwater

Chemical of Concern	**Short-Term CAO**	**Long-Term CAO**
	Groundwater Vapor Exposure Screening Level (ug/L)	**Maximum Contaminant Level (ug/L)**
1,1-DCA	130	28
1,2-DCA	50	5
cis-1,2-DCE	NE	70
trans-1,2-DCE	NE	100
MC	NE	5
PCE	110	5
1,1,1-TCA	13,000	200
TCE	9.1	5
VC	2.1	2

NE: Not Established

The USEPA has developed a Regional Screening Level for trans-1,2-DCE using a non-cancer Reference Concentration of 4 x 10^{-2} mg/m^3. This IA concentration results in a Res GVESL of 110 ug/L (risk of 1E-05 with hazard quotient of 1). This value has yet to be adopted by USEPA Region 5

or IDEM, regardless, no groundwater samples have been observed with trans-1,2-DCE concentrations in excess of 5 ug/L, well below the USEPA's Regional Screening Level.

Site-specific CAOs for groundwater were originally proposed and submitted in the conditionally approved *OIM Work Plan*. On-Site groundwater CAOs, can be higher than the prescribed long-term groundwater CAOs as long as an engineering control (i.e., protective PRBs) is located on the down-gradient edge of the Site which allows for the Off-Site groundwater to meet short-term CAOs.

Soil

Soil CAOs have been developed in order to limit the direct contact exposure pathway and to assist in groundwater meeting CAO requirements. No complete exposure pathway exists (i.e., direct contact) for impacted soil since the majority of soil impacts are located several feet beneath the potentiometric surface, towards the base of geologic Unit B and/or the top of Unit C (15 to 26 feet BLS). Soil CAOs for unsaturated and "smear zone" soils will be associated with IDEM RCG Re-Calculated MTGSLs and deeper saturated soils will be associated with RCG EXDCLs. Any observed soil impacts located approximately one (1) foot below the top of the observed water table will be associated with groundwater impacts and will be handled in conjunction with groundwater CAOs. Per the IDEM RCG (Section 3.2.3 Sampling Subsurface Soil), if groundwater is already impacted, evaluation of desorption potential becomes irrelevant. Groundwater impacts should be evaluated directly and the observed presence of COCs in groundwater are a better indicator whether contaminated soils are a source of groundwater contamination than theoretical fate and transport models.

Since the generation of soil vapor from dissolved and adsorbed TCE is the primary driver for potential exposure to vapor-phase COCs at concentrations above RIA screening levels, during the OIM, IWM Consulting proposed that CAOs in unsaturated soil be set at site-specific re-calculated IDEM RCG MTGSLs based on RCG Res GVESL as opposed to MCLs. The RCG Res GVESL for TCE is 9.1 ug/L and is based, in part, on Indiana's regional groundwater temperature of 12.5 °C (54.5 °F). Additionally, since the completion of OIM implementation, a site-specific fraction of organic carbon value (0.010 g/g) was calculated using total organic carbon analytical data obtained from samples collected at the Site in September 2020., The Site-specific fraction organic carbon value was then utilized to determine a Site specific TCE RCG MTGSL using the equation listed below. This calculation yields a site specific TCE RCG MTGSL of 0.153 mg/kg as opposed to 0.036 mg/kg. All of the remaining MTGSL have been revised based on this site-specific data and are summarized below. Please note, the MTGSL below are different than the MTGSL outlined in the *OIM Conceptual Design* dated May 7, 2019 since Site-specific values for fraction of organic carbon have now been incorporated. The calculation to develop these revised screening levels can be found in Appendix A of the RCG.

Equation A-9: Migration to Ground Water Screening Levels

$$SL_{MTG} = SL_{GW} \times DAF \times \left[\left(K_{OC} \times f_{OC} \right) + \frac{\theta_W + (\theta_A \times H')}{\rho_b} \right]$$

Calculation of Screening Levels for Migration of Contaminants in Soil to Ground Water Based Upon IDEM Ground Water to Indoor Air Screening Levels

Chemical of Concern	RCG MTGWSL (mg/kg)	$SL_{POTABLE}$ (ug/L)	Ground Water to Indoor Air Screening Level (ug/L)	DAF	Koc (L/kg)	Foc (g/g)	$Porosity_{water}$	$Porosity_{air}$	Henry's Law Constant (unitless)	Dry Soil Bulk Density (kg/L)	SL_{MTG}[4] (mg/kg)
1,1-DCA	0.16	28	130	20	31.8	0.010	0.3	0.13	0.2298	1.5	1.399
1,2-DCA	0.028	5	50	20	39.6	0.010	0.3	0.13	0.0482	1.5	0.600
cis-1,2-DCE[1]	0.41	70	-	20	39.6	0.010	0.3	0.13	0.1668	1.5	0.855
trans-1,2-DCE[2]	0.62	100	-	20	39.6	0.010	0.3	0.13	0.3835	1.5	1.258
Methylene Chloride[3]	0.025	5	7,580	20	21.7	0.010	0.3	0.13	0.1329	1.5	65.008
PCE	0.045	5	110	20	94.9	0.010	0.3	0.13	0.7236	1.5	2.667
1,1,1-TCA	1.4	200	13,000	20	43.9	0.010	0.3	0.13	0.7032	1.5	181.959
TCE	0.036	5	9.1	20	60.7	0.010	0.3	0.13	0.4027	1.5	0.153
Vinyl Chloride	0.014	2	2.1	20	21.7	0.010	0.3	0.13	1.1365	1.5	0.022

[1] Because a groundwater to indoor air screening level is not available for cis-1,2-DCE, the groundwater potable use screening level was used for calculations.
[2] Because a groundwater to indoor air screening level is not available for trans-1,2-DCE, the groundwater potable use screening level was used for calculations.
[3] Because IDEM does not have groundwater to indoor air screening level for methylene chloride, the value in table is based on US EPA's VISL calculator at 12.5°C.
[4] The calculated screening level for migration to ground water is based on Equation A-9 of IDEM's Appendix A: Screening Levels

Regardless of observed soil concentrations, the implementation of active remediation will be determined by observed groundwater concentrations; if groundwater COC concentrations meet short-term groundwater CAOs, additional active remediation will not be required. After the completion of active groundwater remediation, soil concentrations will continue to decrease utilizing MNA and equilibrium processes. Monitoring of groundwater will be necessary to verify groundwater conditions continue to meet short-term groundwater CAOs and to document plume stability and attenuation processes.

COC concentrations exceeding a RDCSL have only been observed in samples collected at depth (14.25 to 26.50 feet BLS) and are not accessible to the general public. COC concentrations exceeding RCG EXDCSLs have only been detected in seven (7) On-Site samples [GP-2 (20.00-20.50'), GP-10 (22.75-23.25'), GP-16 (23.25-23.75'), and GP-38 (23.00-23.50'), GP-64 (23.50-24.00'), GP-66 (24.00-24.50'), GP-80 (23.00-23.50')], beneath and down-gradient (south) of the former plating room located at the former Bendix facility. Based on current depths to buried utility lines (i.e., sanitary and storm), soils impacted with concentrations of cVOCs in excess of RCG EXDCSLs should not be encountered during any potential future utility improvement activities.

Therefore, CAOs associated with unsaturated or "smear zone" soils will be re-calculated RCG MTGSLs while deeper saturated soils within Unit B or top of Unit C will be evaluated using RCG EXDCSLs (or groundwater conditions and groundwater CAOs). Site-specific Re-Calculated MTGSLs and RCG EXDCSLs are summarized in the following table.

Table: CAOs for COCs in Soil

Chemical of Concern	CAOs for Unsaturated or Smear Zone Soils	CAOs for Saturated Soils
	Re-Calculated RCG MTGSL (mg/kg)	RCG Excavation Worker Soil Exposure Direct Contact Screening Level (mg/kg)
1,1-DCA	1.399	1,700
1,2-DCA	0.600	730
cis-1,2-DCE	0.855	2,400
trans-1,2-DCE	1.258	1,900
MC	65.008	3,300
PCE	2.667	170
1,1,1-TCA	181.959	640
TCE	0.153	95
VC	0.022	1,300

Soil vapor reference values were not included in this SS CMS since exterior soil gas samples were only collected at a few select locations. Additionally, residential vapor mitigation system deactivation will be based on guidelines outlined in the Long-Term Operations, Maintenance, and Monitoring plan which incorporate IDEM RCG Calculated Sub-Slab Soil Vapor Screening Levels. Sub-Slab Soil Vapor Screening Levels are calculated using IDEM RCG Residential Indoor Air Screening Levels with an attenuation factor of 0.03, per IDEM Technical Guidance Document Attenuation Factors dated September 29, 2016. Short-Term Groundwater Vapor Exposure Screening Levels will be utilized to evaluate effectiveness of the proposed remedial technology.

Sewer Vapor

IWM Consulting and representatives from Cox-Colvin, who are providing additional technical support for this project, have evaluated all of the vapor intrusion sampling data obtained for the Project Area since 2018. The information was further queried in order to identify structures where indoor air, soil gas, and sewer gas samples were obtained concurrently in order for a project specific sewer gas reference value to be developed. After a thorough evaluation of the data, it was determined that the project specific TCE attenuation factor for sewer gas samples obtained throughout applicable structures within the Project Area ranged between 0.00019 to 0.00678. The average attenuation factor is 0.00167 and the median is 0.00127.

Taking into consideration the most conservative attenuation factor of 0.00678, a reference value for sewer gas was calculated by dividing the residential TCE indoor air screening level of 2.1 ug/m^3 by 0.00678. This equation yields a project specific sewer gas TCE reference value of 310 ug/m^3.

The initial evaluation completed by Cox-Colvin was included as *Attachment A* of the *Draft Post-OIM Implementation Sewer Gas VI Evaluation Report* dated June 24, 2020. The updated evaluation from Cox-Colvin, taking into account some minor comments from the USEPA, is provided as **Attachment E** of this report and the sewer gas reference values are shown on the following table.

Table: Reference Values for COCs in Sewer Vapor

Chemical of Concern	Calculated Sewer Vapor Reference Values (ug/m^3)
1,1-DCA	2,654.9
1,2-DCA	162.2
cis-1,2-DCE	NE
trans-1,2-DCE	NE
MC	92,920
PCE	6,194.7
1,1,1-TCA	766,961.7
TCE	309.7
VC	250.7

NE: Not Established

The USEPA has developed a Regional Screening Level for trans-1,2-DCE using a non-cancer Reference Concentration of 4 x 10^{-2} mg/m^3. This IA concentration results in a calculated sewer vapor screening level of 6,194.7 ug/m^3 (risk of 1E-05 with hazard quotient of 1). This value has yet to be adopted by USEPA Region 5 or IDEM, regardless, no sewer vapor samples have been observed with trans-1,2-DCE concentrations in excess of 7.2 ug/m^3, well below the calculated sewer gas reference value.

It should be noted that other sources of COCs in sewer vapors may be present as Amphenol does not have control of what is discharged to the sanitary sewer nor is it responsible for the characterization and remediation of secondary sources/releases of COCs by other responsible parties. As such, it is possible that future sewer vapor concentrations could exceed sewer gas reference values even after historical Bendix release(s) have been mitigated (as evidenced by groundwater COC concentrations below IDEM RCG Res GVESLs and/or MCLs).

If sewer vapor reference values are exceeded, an evaluation will be completed to determine if additional active remediation measures are necessary for impacted groundwater associated with the Site to meet short-term groundwater CAOs, or if the exceedance is a contribution from a secondary source not related to Site.

2.3 General Corrective Measures

General corrective measures are groups of remedial alternatives that meet CAOs and include passive (NFA, ICs, and MNA) and active measures (Engineering Controls, Direct Removal, and In-Situ Treatment) which utilize potential technologies to address remediation of COCs in soil and groundwater. General corrective measures identified for the Site may incorporate a combination of these groups of alternatives. These include:

1. NFA with ICs
2. MNA
3. Engineering Controls
4. Direct Removal
5. In-Situ Treatment

2.4 Identification and Screening of Preliminary Corrective Measure Alternatives – Overview

Preliminary corrective measure alternatives for remediation of the Site are based upon the results of the RFI, Site groundwater monitoring activities, Site investigation activities completed in 2018 through 2021, pilot study activities, and results from the original CMS. Preliminary corrective measure alternatives were selected based on technologies previously evaluated for the Site and implementation of remedial technologies at similar sites.

Preliminary corrective measure preferred technologies are being evaluated for two (2) separate locations within the Study Area: On-Site and Off-Site. The On-Site corrective measure evaluation will focus on impacts within the area immediately down-gradient of the former plating room at the facility, and incorporate the area surrounding the former On-Site sanitary sewer lateral and nearby residential property. The Off-Site corrective measure evaluation will focus on impacts at residential properties and public ROWs within the Study Area impacted by COCs above CAOs which originated from the Site (and potential secondary sources from other properties not related to the release from the Site).

Preferred technologies were evaluated using the following criteria: 1) effectiveness to achieve CAOs, 2) implementability, and 3) cost. Technologies that passed this screening were retained and carried forward to the development of corrective measures alternatives in Chapter 3.0.

2.4.1 Effectiveness to Achieve CAOs

For a technology to be retained, it had to address at least one of the CAOs listed in Section 2.2, with the primary consideration of the technology's ability to meet and maintain short-term groundwater CAOs and be protective of human health and the environment. A "Yes" designation indicates that a technology satisfies one or more CAOs. A "No" designation indicates that a technology does not satisfy any CAO. Both short- and long-term applicability were considered in development of the

designations. Technologies that were clearly limited in satisfying short-term groundwater CAOs were eliminated without additional consideration.

2.4.2 Implementability

Implementability refers to both the technical and administrative feasibility of implementing the technology being evaluated. Under this evaluation criteria, technologies are assessed based upon the accessibility to necessary materials, equipment, and personnel for implementation, and the ability to complete the installation of the technology. The nature of the technology has to be such that it can be implemented in a safe, cost-effective, and time efficient manner. Waste characteristics (i.e., cVOC daughter products), private property accessibility and public ROW restrictions, available staging areas, and future land uses that may affect the implementation of each technology were considered. Preliminary consideration also included expected federal, state, and community acceptance. Technologies that were not technically or administratively feasible were eliminated without additional consideration.

2.4.3 Cost

Cost refers to both the proposed capital and present value of the O&M costs, as applicable. Reduction of the duration of the project and remediation of On-Site impacts will reduce the long-term costs of the current ICM at the Site and those cost savings can be used to off-set costs associated with a selected corrective measure.

2.5 Identification and Screening of Preliminary Corrective Measures Alternatives – Application

The following sections provide an evaluation of technologies based upon the screening criteria discussed above and are summarized on **Table 13**. Technologies retained after this screening were used to develop the specific corrective measures alternatives discussed in section 3.0.

The results of the screening indicate that no single technology would be effective in addressing all media and COCs to meet and maintain CAOs. Therefore, multiple technologies may be selected and employed to meet CAOs.

2.5.1 General Corrective Measure I – NFA with ICs

NFA is a general corrective measure used to provide a baseline for comparison versus remedial technologies. Under the NFA measure, ICs would likely be required for the On-Site and Off-Site corrective measures, whereas the NFA measure without institutional controls is unlikely an option for the On-Site or Off-Site corrective measures. ICs may include restrictions prohibiting access to soil and groundwater (direct contact), property use restrictions (prohibit potable well installation), require VI investigations prior to construction of new structures, or soil handling restrictions (guidelines regarding removal/reuse/characterization of disturbed soil). NFA with ICs is not feasible as an Off-Site corrective measure due to the lack of property control. Both the NFA with ICs for the On-Site

and Off-Site corrective measures are not immediate options as the selected corrective measure, but will likely be a long-term option as short-term groundwater CAOs are achieved and will be retained as a preferred technology. ICs may not be necessary if CAOs are achieved and maintained in soil and groundwater and potential exposure pathways are eliminated. The NFA measure may be quickly implemented following the achievement of long-term CAOs and may be the least expensive corrective measure, depending on property control where ICs may be required. An IC was recorded on the deed to the Site property on January 6, 1999 and future use of the real estate was restricted to industrial/commercial use only and the IC also prohibited the installation of drinking water wells. NFA with ICs has been retained for further evaluation.

2.5.2 General Corrective Measure II – MNA

MNA is a general corrective measure used to evaluate the stability and attenuation of COCs within groundwater. Under the MNA measure, groundwater conditions would be monitored periodically on a long-term basis to obtain trends in COC concentrations and evaluate whether or not groundwater impacts are being reduced through natural processes in an efficient manner. MNA may be used to evaluate long-term CAOs, however, it is unlikely that MNA will be viable to achieve short-term CAOs. Since MNA is an option for the evaluation of long-term CAOs, the corrective measure will be retained as a preferred technology to be coupled with an active remedy that addresses short-term groundwater CAOs. The MNA measure is one of the slowest methods to achieve long-term CAOs and is fairly easy to implement. MNA has been retained for further evaluation.

2.5.3 General Corrective Measure III – Engineering Controls

Engineering controls are a general corrective measure which rely on use of mechanical equipment to maintain control, remediate subsurface soil and groundwater impacts, or to mitigate potential vapor intrusion. The existing ICM was an engineering control employed to maintain hydraulic control of dissolved-phase COCs and to lower the groundwater surface below the base of the storm sewer main which passes through the Site. This engineering control has operated effectively since it was activated in March 1995.

Another engineering control being considered for On-Site remediation is ERH. ERH is an engineering control that employs the use of heat to volatilize impacts from subsurface soil and groundwater. The volatilized COCs are recovered using mechanical vacuum blowers and then treated using activated carbon or catalytic oxidizers. This measure would heat the subsurface to the boiling point of water to remove COCs utilizing steam stripping and can remediate adsorbed, dissolved, and NAPL phase cVOCs. This technology also often employs groundwater recovery and treatment to limit the influx and movement of cooler water into the treatment area. This measure could achieve both short- and long-term CAOs in the On-Site treatment area where property control would not be a deterrent, however is not a viable option to meet CAOs Off-Site where soil impacts are limited, sufficient property control for equipment placement is not achievable, and the presence of numerous subsurface utilities would impede implementation. ERH is a relatively short-term, intrusive activity which would require engineering and construction activities for implementation and is typically utilized at sites with large amounts of NAPL. Since the ERH measure is an option for meeting short and long-term CAOs

On-Site, the corrective measure will be retained as a potential On-Site preferred technology. This measure is expensive, uses large amounts of energy and generates a large amount of hazardous waste (i.e., not considered an environmentally "friendly" or "green" technology), incorporates vapor and groundwater recovery mechanical equipment which must be maintained, may have vapor recovery limitations surrounding subsurface utility infrastructure and beneath structures, and could have safety concerns based on the utilization of large amounts of electricity; however, ERH could achieve On-Site CAOs in a relatively short time period (1 to 2 years including design and installation) and could be implemented with or without complete property control of nearby residential property. However, an average of 9-12 months is required to complete the engineering design, permitting, and installation activities prior to the initiation of the ERH operations. Engineering controls (ERH) has been retained for further evaluation.

2.5.4 General Corrective Measure IV – Direct Removal

Direct removal is a general corrective measure that employs the removal of impacted soil for potential disposal or treatment. Excavation and disposal are the direct removal general corrective measure which involves the excavation, loading, and transportation of impacted soil to a licensed Off-Site facility for treatment or disposal. This measure requires the removal, storage and handling, and temporary On-Site facilities (mobile laboratory) for characterization prior to shipment from the Site. This measure could achieve long-term CAOs On-Site where property control would not be a deterrent, however, the depth, subsurface utilities, and above-ground structures would severely limit the amount of soil accessible for removal. On-Site subsurface utilities (sanitary sewer lateral and 60-inch diameter storm sewer), above-ground structures (i.e., buildings, roadways) would add substantial cost and prevent the complete removal of contaminated soil. Additionally, it is not a feasible option to meet CAOs Off-Site where soil impacts and access are limited. Off-Site subsurface utilities would significantly impede implementation, and Off-Site property control is not feasible. Excavation involves a short-term, intrusive activity, which would likely require engineering for sidewall and building shoring, large amounts (~24,000 cubic yards) of clean soil stockpiling, and dewatering activities in order to access impacted soils at depth. Deep excavation would be difficult to implement, would provide safety and logistical concerns, would be disruptive to the community in terms of traffic and the movement of contaminated material and backfill material to and from the Site, and would not fully remove all impacts. Due to the concerns listed above, direct removal has been eliminated for further evaluation.

2.5.5 General Corrective Measure V – In-Situ Treatment

In-situ treatment is a general corrective measure which relies on the injection of a material into the subsurface to treat soil and groundwater. The injected material which will complete the treatment of the contaminants may be biotic or abiotic in nature. Typically, the work activities can be implemented within 1-2 months of receiving regulatory approval for the selected technology.

ISCO is an in-situ treatment general corrective measure which involves the injection or direct mixing of reactive chemical oxidants into groundwater and soil for the primary purpose of rapid and complete contaminant destruction. For this project, activated persulfate, hydrogen peroxide, and/or

permanganate would most likely be selected as the chemical oxidant for injection. ISCO is a versatile treatment technology that is most often deployed in source zones characterized by moderate to high contaminant concentrations in groundwater, significant sorbed contamination, and the potential presence of residual, separate-phase contamination. ISCO can directly treat PCE, TCE, and related daughter products. As demonstrated by the results from the January 2021 site investigation, this technology has been successfully utilized beneath the former plating room area and achieved significant source area mass reduction. Reactions are relatively fast-acting and the technology can be implemented using temporary injection points, similar to the former plating room treatment approach. This corrective measure may be used to achieve short- or long-term CAOs in both soil and groundwater. It should be noted that this measure does not directly remediate soil, but rather relies on promoting accelerated desorption of COCs from soil to groundwater so the COCs may be destroyed. This corrective measure can be implemented immediately to significantly reduce adsorbed and dissolved impacts and achieve short-term groundwater CAOs. However, subsequent injections might be required based on the results of the long-term monitoring activities to further address residual impacts. The recent source area investigations indicate only minimal, if any, amounts of potential NAPL are present at the Site and the areas with potential for NAPL are centrally located On-Site and there should be little risk of the potential NAPL migrating Off-Site.

This measure is a moderate expense and can be quickly implemented. Additionally, the effectiveness of this standalone technology may be limited for COCs that have diffused into the low permeability silty sand lenses and silty clay (top of Unit C) since delivery of the injectant into these zones may be difficult and it is imperative that the ISCO chemicals come in contact with the impacted soil to quickly desorb and destroy the COCs. Down-gradient PRBs would also be required for this technology to prevent Off-Site migration of dissolved COCs. Since the ISCO remedial approach has historically been successful at reducing contaminant mass beneath the former plating room and has the potential to meet short- and long-term CAOs On-Site, this corrective measure will be retained as a potential On-Site preferred technology.

PRBs are an in-situ treatment corrective measure which rely on subsurface placement of reactive materials through which a dissolved contaminant plume must move as it naturally flows through the subsurface following the hydraulic gradient of the groundwater. This in-situ method for remediating dissolved-phase contaminants in groundwater combines a passive chemical adsorption, chemical reduction, or biological treatment zone with natural subsurface groundwater flow. The PRBs are usually installed within or hydraulically perpendicular to the to the location of the known dissolved phase contaminant plume. PRBs are often times also installed hydraulically upgradient of sensitive receptors in order to remediate the groundwater prior to reaching the sensitive receptor. The COCs may be adsorbed and/or destroyed within the PRB as they react with the materials and the measure may be used to achieve short- or long-term CAOs in groundwater. This measure does not directly remediate soil, rather relies on the desorption of COCs from soil to groundwater in order for the COCs to be remediated. This corrective measure can be implemented immediately to significantly reduce dissolved impacts and achieve short-term CAOs and then combined with MNA to achieve long-term CAOs. This measure may be optimal in areas where soil impacts are minimal Off-Site or on the perimeter of the On-Site impacted area where significant soil treatment is not required. Since PRBs are an option for meeting both short- and long-term groundwater CAOs Off-Site and for portions of

the On-Site area, the corrective measure will be retained as a preferred technology. This measure is a moderate expense, however, has instant results with respect to improving groundwater as it passes through the PRB. The recent Pilot Study conducted at the Site confirms that this remedial approach can be readily implemented, with the most limiting factor being site access to privately or municipally owned off-Site properties.

ISCR is an in-situ treatment general corrective measure which involves the injection or direct mixing of reactive chemicals into the groundwater and soil for the primary purpose of complete contaminant reductive chlorination. ISCR is used for the destruction of chlorinated organic compounds to nontoxic end products such as ethene, ethane, methane, and chloride ions. The degradation of chlorinated organic compounds occurs without the addition of substrates or energy into the subsurface. ISCR would incorporate products, such as ZVI, in order to complete the reductive chemical reactions and degrade the COCs present at the Site. Down-gradient PRBs would be required for this technology to prevent Off-Site migration of dissolved COCs. This measure is a moderate expense and might require additional injection events based on long-term monitoring to maintain short-term groundwater CAOs. This technology may also be combined with another in-situ technology to assist in reducing initial source area contamination mass. Additionally, the effectiveness of this standalone technology may be limited for COCs adsorbed to the low permeability silty clay (top of Unit C). Since it is imperative that the ISCR compounds come in contact with the impacted groundwater to destroy the COCs, it will be necessary for COCs to diffuse out of Unit C into the groundwater in Unit B for treatment. Since the ISCR remedial approach has been shown to be successful at reducing contaminant mass at other sites and has the potential to meet short- and long-term groundwater CAOs both On-Site and Off-Site, this corrective measure will be retained as a potential On-Site and Off-Site preferred technology.

In-situ bioremediation and bioaugmentation is used to promote anaerobic biological dechlorination of chlorinated solvents in the soil and groundwater, both by direct and co-metabolic degradation processes. Bioremediation involves the delivery of amendments and, in some cases, specialized bacteria, into the subsurface to stimulate specific dechlorinating biodegradation reactions. Bioaugmentation may be required if indigenous microorganisms are not able to degrade the COCs and is typically used in combination with biostimulation to provide optimal conditions. Bioremediation amendments for biostimulation include electron donors, pH buffer/adjustments, and, in some cases, nutrients. Electron donors used in bioremediation applications are formulations that include or consist of alcohols, sugars, fatty acids, and/or vegetable oils. Down-gradient PRBs would be required for this technology to prevent Off-Site migration of dissolved COCs. This measure is a moderate expense and might require additional injection events based on long-term monitoring to maintain groundwater CAOs. This technology may also be combined with another in-situ technology to assist in reducing initial source area contamination mass and provide remediation to lower concentrations over a longer time period. Since the bioremediation and bioaugmentation approach has been shown to be successful at reducing contaminant mass at other sites and has the potential to meet short- and long-term groundwater CAOs On-Site, this corrective measure will be retained as a potential On-Site preferred technology.

In-situ treatment to achieve soil and groundwater CAOs On-Site will incorporate one or more of the in-situ technologies discussed above. However, since Off-Site soil impacts are limited, CAOs may be

achieved Off-Site using less aggressive methods, such as PRBs which incorporate carbon-based and ISCR products. In-situ treatment has been retained for further evaluation.

2.6 Evaluation of Corrective Measures Alternatives and Selection of Technologies

Table 13 summarizes the technologies which were evaluated following the preliminary screening process. This screening process resulted in the identification of preferred technologies which may be utilized as corrective measure alternatives for the On-Site and Off-Site areas. The corrective measure alternatives included for implementation are discussed in Section 3.0.

3.0 Development of Corrective Measure Alternatives

Based on the identification and screening process conducted in Sections 2.4 through 2.6, preferred general corrective measure technologies were combined into alternatives to be evaluated in this CMS. These alternatives are being evaluated in order to replace the current On-Site ICM (groundwater recovery and treatment system) and to meet On-Site and Off-Site CAOs.

The alternatives are identified as follows:

On-Site Alternatives

- Alternative 1 – NFA with ICs (On-Site Area)
- Alternative 2 – ISCO/ISCR/Bioremediation (On-Site Treatment Area)
- Alternative 3 – ERH (Extended Source Area)
- Alternative 4 – PRBs/ISCR (Down-Gradient of Treatment Area)
- Alternative 5 – MNA (On-Site Area)

Investigative work completed at the Site in 2020 and 2021 has fully characterized the extent of the On-Site treatment area and alternative remedial technologies are being evaluated in order to more aggressively treat both soil and groundwater (including high concentration impacted soils). In order to facilitate discussion within this SS CMS, IWM Consulting has determined that the proposed On-Site treatment area consists of an approximate 74,000-square foot area (including the On-Site source area of approximately 30,500 square feet), and extends vertically from approximately thirteen (13) feet BLS to twenty-six (26) feet BLS. However, the majority of the soil and groundwater impacts are found within the interface zone between Unit B and Unit C from approximately nineteen (19) to twenty-six (26) feet BLS. The source area was designated as portions of the Site with adsorbed PCE or TCE concentrations in excess of 40 mg/kg, which correspond to the Site features (former plating room and sanitary sewer lateral) where the release originated.

The selection of the 40 mg/kg level as the source area for PCE and TCE in soil was selected as an engineering design marker for the proposed injection remedial strategy. Areas with PCE or TCE soil concentrations in excess of 40 mg/kg have a higher probability of developing elevated PCE or TCE groundwater concentrations based on equilibrium partitioning using available total organic carbon. During investigation activities, a significant drop in soil concentrations was observed below

40 mg/kg, indicating that impacted soils with concentrations in excess of 40 mg/kg may be considered part of the source area and may require additional effort to reduce adsorbed COC concentrations using more destructive chemical technologies (ISCO) in lieu of less aggressive chemical technologies (ISCR and Bio-remediation). Once these areas of higher PCE or TCE soil concentrations have been reduced via ISCO injections, then ISCR and Bio-remediation activities will subsequently occur in the source area.

Regardless of the corrective measure selected, the City of Franklin has noted that they would like the On-Site ICM deactivated so they can add capacity to the City wastewater treatment system for future commercial, industrial, and residential expansion.

ICs may also be included with each of the alternatives listed above. Deed restrictions to restrict land use to commercial/industrial use, restrict groundwater use, and require a soil/groundwater management plan if the subsurface in any remaining impacted areas are disturbed. The requirement for an IC will depend on the COC concentrations post remediation and the potential human health risk following implementation of the selected alternative. An IC was recorded on the deed to the Site property on January 6, 1999 and future use of the real estate was restricted to industrial/commercial use only and the IC also prohibited the installation of drinking water wells.

<u>Off-Site Alternatives</u>

- Alternative 1 – NFA
- Alternative 2 – PRBs with ISCR and MNA
- Alternative 3 – Groundwater Pump and Treat and MNA

Outside of this On-Site treatment area where soil impacts are limited to non-existent and high concentration soils are not present, a less aggressive remedial approach is warranted. The impacted groundwater within these Off-Site areas can be successfully remediated utilizing less aggressive remedial technologies, such as PRBs/ISCR, to remediate cVOC impacts. The monitoring of groundwater and soil vapor will be included to verify that CAOs for the vapor intrusion pathway are achieved with implementation of the selected corrective measure alternative. Monitoring will be conducted to verify that the concentrations of VOCs in groundwater and soil vapor decrease over time.

A description of each On-Site and Off-Site alternative is provided below. More detailed descriptions of the requirements for implementation of the selected alternatives are included in Section 5.

3.1 On-Site Alternative 1 – NFA with ICs

On-Site Alternative 1 includes the following elements:

- Provides no soil or groundwater remediation.
- On-Site Alternative 1 has been included to provide a baseline for comparison to other remediation alternatives. This alternative does not include administrative or engineering controls, direct removal or treatment of soil or groundwater, or monitoring. No cost is associated with this alternative. Due

to the presence of COCs in soil in groundwater in excess of both short- and long-term CAOs, this alternative is not an option currently.

Institutional Controls
ICs would be expected to consist of a deed restriction to limit land use to commercial/industrial use, consistent with current land use, and prohibit the installation and use of potable wells. Since property control is not retained by the performing respondent, there would be minimal costs associated with obtaining modifications to the existing IC to the Site and a new IC for nearby residential property. An IC was recorded on the deed to the Site property on January 6, 1999 and future use of the real estate was restricted to industrial/commercial use only and prohibited the installation of drinking water wells.

3.2 On-Site Alternative 2 – In-Situ Remedy using ISCO, ISCR, and/or Bioremediation

On-Site Alternative 2 includes the following elements:

- Provides groundwater and soil remediation in the On-Site treatment area.
- In-situ injections have been proven to provide relatively quick reductions in adsorbed and dissolved VOC concentrations. The application of in-situ technologies will treat both impacted soil and groundwater, including high concentration soils. The initial in-situ injection would treat soil impacted with cVOCs that exceed 40 mg/kg (for either PCE or TCE) at depths ranging from the top of the observed water table [approximately fifteen (15) feet BLS] to twenty-six (26) feet BLS, with the majority of those impacts located from nineteen (19) to twenty-six (26) feet BLS, within the interface zone between Unit B and Unit C. The current estimated proposed On-Site treatment area covers approximately 74,000 square feet, and contains the On-Site source area which covers approximately 30,500 square feet. This technology would assist in the desorption of soil impacts, including within silty and clay-rich soils, and then promote the destruction of the COCs within groundwater. Subsequent injection events, if required, would likely be targeted based on long-term performance monitoring as polishing steps to continue to lower COC concentrations in soil and groundwater. Prior to initiating in-situ injection events, PRB installation would be required south of the Site, in the vicinity of Hamilton Avenue, to prevent potential Off-Site migration of dissolved COCs since the existing ICM will need to be deactivated.
- Deactivation of the existing ICM in order for the in-situ injection materials to effectively treat and disperse throughout the subsurface of the treatment zone. If the ICM continues to operate during the injections, some of the injected material would be removed from the subsurface via the groundwater recovery wells prior to having a chance to effectively treat the subsurface. The PRBs to the south of the Site would be installed immediately before and following the deactivation of the existing ICM. However, IWM Consulting does anticipate continuing to operate the vapor mitigation fan that is currently venting the On-Site sanitary sewer during the injection activities.

ISCO, ISCR, and bioremediation products are readily available and can be installed using a contractor with an injection trailer, personnel, and injection equipment. A qualified drilling firm will provide the direct push drilling services which are required for the injection of the ISCO/ISCR/Bioremediation materials. The injection activities can typically be implemented within 1-2 months of receiving regulatory approval since mechanical engineering and system installation activities are not required.

The proposed On-Site treatment area covers up to 74,000 square feet, includes the source area of approximately 30,500 square feet, and is primarily located On-Site. The proposed On-Site treatment area also includes a portion of nearby residential property. Access agreements will be required for nearby residential property prior to conducting any in-situ injection activities. Injection events would likely initially target areas with high concentration soils (greater than 40 mg/kg of either PCE or TCE) in the source area and then secondary injections would be utilized to continue to lower soil and groundwater concentrations and assist in meeting CAOs. The temporary injection points will be installed with a direct push drilling unit equipped with 1.5-inch diameter drill rods and retractable screens (2-4 feet in length). Direct push injection points offer flexibility with moving injection point locations as well as adjusting target vertical depth intervals. Additionally, direct push injection points do not generate soil cuttings (waste) that would require disposal or abandonment at the completion of the project. The in-situ treatment mixture is anticipated to be pressure injected into the formation using a bottom-up injection technique via the above ground pumps placed inside the injection trailer. The injection points will be spaced at approximately 10 to 20 feet on-center and the vertical treatment area is anticipated to target deeper saturated intervals within Unit B and at the interface with Unit C. The amounts of in-situ treatment materials utilized will depend on the type of materials applied (ISCO, ISCR, and/or bioremediation) and the areas of the Site targeted for treatment. It is anticipated that in-situ treatment materials will diffuse into the top of Unit C and if in direct contact, will destroy contaminant mass from Unit C. Additionally, equilibrium processes will continuously desorb impacts from Unit C, allowing them to be destroyed. Soil impacts will continue desorbing to groundwater following initial injection activities and the need for additional injection events of ISCO, ISCR, and/or bioremediation products will be determined based on long-term monitoring to achieve short-term groundwater CAOs. PRB(s) consisting of carbon-based substrate and ISCR will be installed in the vicinity of Hamilton Avenue to prevent any Off-Site migration of COCs prior to starting the in-situ treatment injection program since the existing ICM will be deactivated. The area covered by this scope of work for this alternative is illustrated in **Figure 3-1.**

Institutional Controls

An IC was recorded on the deed to the Site property on January 6, 1999 and future use of the real estate was restricted to industrial/commercial use only and the IC also prohibited the installation of drinking water wells. Based on the results of the characterization of potential human health risk conducted after implementation of the selected alternative, if additional ICs are necessary or the current IC on the Site requires modification, they will be generated. Potential restrictions may include some or all of the following: additional restrictions prohibiting access to soil and groundwater (direct contact), property use restrictions (prohibit potable well installation), require VI investigations prior to construction of new structures, or soil handling restrictions (guidelines regarding removal/reuse/characterization of disturbed soil). No ICs are anticipated for the Off-Site residential properties.

3.3 On-Site Alternative 3 – ERH with PRBs

On-Site Alternative 3 includes the following elements:

- Provides soil and groundwater remediation of the On-Site treatment area.

- ERH heating of soil impacted with cVOCs that exceed RCG RDCSLs at depths ranging from 13 to 26 feet BLS. The extended treatment area covers approximately 52,500 square feet and is located in the within the proposed On-Site treatment area (74,000 square feet). Unsaturated soil 15 feet BLS and above is considered clean and will not require remediation. Groundwater will be heated until the boiling point is reached and volatilized cVOCs will be stripped and recovered from the subsurface and treated within a remediation system.
- The ERH system will include a hydraulic management system to maintain hydraulic control of the dissolved cVOC plume until it is remediated. The ICM will be deactivated upon initiation of thermal heating of the subsurface and the ICM will be permanently abandoned.
- Installation of down-gradient PRBs with carbon-based substrate and ISCR. Installation of PRBs adjacent (east/west) of the On-Site source area for remediation of perimeter soils and groundwater in the proposed On-Site treatment area.
- All PVC wells (monitoring, recovery, injection, and piezometers) within the extended treatment area will be permanently abandoned prior to operation of the ERH system.

The scope of the ERH alternative is intended to be successful in addressing the On-Site source area concentrations of cVOCs in soil and groundwater which are contributing to a potentially unacceptable level of human health risk. Further evaluation of this approach is provided in Section 4.

ERH is a developed technology for remediation of cVOC impacted soil and groundwater, including potential NAPL and high concentration soils. It provides a means of direct removal of impacts from soil and groundwater with concentrations of COCs exceeding CAOs from the Site for treatment prior to discharge to the atmosphere (treated soil vapor) or sanitary sewer (treated condensate/groundwater). The ERH treatment area would primarily target soil in the extended treatment area which have exhibited adsorbed COC concentrations in excess of RCG RDCSLs. This extended treatment area would encompass approximately 52,500 square feet, from 13 to 26 feet BLS, and a soil volume of approximately 25,300 cubic yards. The corrective measure would include the installation of approximately several hundred electrodes in borings to approximately 28 feet BLS, and would include installation of electrodes within the former plating room. It is estimated that approximately 10,880,000 kilowatts of energy would be utilized to heat the subsurface and approximately 370,000 kilowatts of energy would be required for vapor and groundwater recovery treatment equipment operation. This will include angled borings installed beneath other existing On-Site structures (i.e., former wastewater treatment building). Vapor recovery wells would be co-located within the electrode borings. Temperature monitoring points would also be installed to monitor subsurface temperatures throughout the area being remediated. Four (4) temperature sensors would be installed within each temperature monitoring point in order to monitor temperatures at different depths. As the electrodes bring the groundwater to its boiling point and convert groundwater and soil moisture to steam, cVOCs will be volatilized and recovered via co-located vapor recovery wells. Vapors from each vapor recovery well will be recovered by placing a vacuum on the wells using a vapor recovery blower. The recovered vapors will be transported back to a treatment system via vapor recovery piping where the vapors will be treated using activated carbon prior to discharge to the atmosphere. It is estimated that approximately 12,000 pounds of vapor-phase carbon would be utilized for vapor treatment and would require to be disposed of as hazardous waste. There would be potential for volatilized contaminants to enter subsurface (storm or sanitary sewer lines) or aboveground (facility building or private

residence) structures; therefore, electrode placement would have to be carefully considered to prevent vapor intrusion. All vapor recovery and electrode power cables will be placed on the ground surface and run to a treatment system structure on the Site. Areas where the vapor recovery and electrode power cables may need to be buried include areas located within nearby residential property and within the driveway on the south side of the Site facility building (for traffic). Site access agreements allowing for installation and operation of an ERH system would also be required for installation and operation activities at nearby residential property.

In addition to the vapor recovery system, the ERH technology will employ a groundwater hydraulic management system to maintain hydraulic control and prevent the migration of dissolved impacts out of the treatment area. Recovered groundwater and condensate recovered via the vapor recovery lines will also be treated using activated carbon prior to discharge to the sanitary sewer system. It is anticipated that 2,000 pounds of liquid-phase carbon would be utilized for water treatment and would require to be disposed of as hazardous waste. Reductions in adsorbed cVOC concentrations are expected to be in the range of 99.9% and the total heating treatment time is expected to be approximately 171 to 228 days. Confirmatory borings would be installed at select locations during various stages of ERH operation (based upon pre-determined energy usage amounts). Three (3) confirmatory soil samples will be collected from each boring installed during each confirmatory sampling event for laboratory analysis. Groundwater samples will also be obtained within and adjacent to the ERH treatment area to document the dissolved cVOC concentrations within these areas. Groundwater samples would be collected from approximately ten (10) permanent stainless-steel monitoring wells installed for performance and post-treatment long-term monitoring.

Upon implementation of the ERH system, the On-Site ICM would be deactivated and permanently abandoned. All PVC wells within the extended treatment area which will undergo thermal treatment would be permanently abandoned prior to activation of the ERH system. Well abandonment would be completed with a Type I/II Portland cement. The ICM conveyance lines will be abandoned in place (capped on both ends) since the shallow subsurface will not be heated to temperatures that will melt the PVC piping. IWM Consulting does anticipate continuing to operate the vapor mitigation fan that is currently venting the On-Site sanitary sewer during the ERH operations.

Installation of PRBs will consist of the injection of ISCR and/or carbon substrate adjacent to (east/west) and down-gradient (south) of the ERH area. The PRBs will create permeable treatment zones for impacted groundwater at it flows across the untreated portions of the Site and eliminate the Off-Site migration of dissolved-phase cVOCs.

Both ISCR and carbon substrate materials are readily available and an injection contractor will supply the injection trailer, personnel, and injection equipment. A qualified drilling firm will provide the direct push drilling services which are required for the injection of the remedial mixture. The ISCR injections would be spaced approximately five (5) feet apart. The temporary injection points will be installed with a direct push drilling unit equipped with 1.5-inch diameter drill rods and retractable screens (2-4 feet in length). The mixture is anticipated to be pressure injected into the formation using a bottom-up injection technique via the above ground pumps placed inside the injection trailer. The vertical treatment area is anticipated to be from 13 to 26 feet BLS, which will include treatment from

the base of Unit B upward 13 feet, which should fully treat the anticipated maximum saturated thickness of Unit B (including any potentially unusually high-water table periods), however, injection would focus on the interface between Unit B and Unit C.

It is anticipated there would be approximately 294 temporary injection points to create eight (8) PRB treatment areas [four (4) on each side of the ERH treatment zone, with a combined estimated total of 900 linear feet] and a 400-foot carbon substrate PRB on the south side of the On-Site ERH treatment area. Locations of PRBs are displayed on **Figure 3-3**.

Institutional Controls
An IC was recorded on the deed to the Site property on January 6, 1999 and future use of the real estate was restricted to industrial/commercial use only and the IC also prohibited the installation of drinking water wells. Based on the results of the characterization of potential human health risk conducted after implementation of the selected alternative, if additional ICs are necessary or the current IC on the Site requires modification, they will be generated. Potential restrictions may include some or all of the following: additional restrictions prohibiting access to soil and groundwater (direct contact), property use restrictions (prohibit potable well installation), require VI investigations prior to construction of new structures, or soil handling restrictions (guidelines regarding removal/reuse/characterization of disturbed soil). ICs are not anticipated to be required Off-Site.

3.4 On-Site Alternative 4 – PRB(s) with ISCR

On-Site Alternative 4 includes the following elements:

- Provides groundwater remediation down-gradient of the On-Site treatment area.
- Installation of PRBs on the southern perimeter of the Site, down-gradient of the On-Site treatment area, to prevent the Off-Site migration of dissolved-phase cVOCs. The PRBs will consist of ISCR and/or carbon-based product injected to create barriers/treatment zones for impacted groundwater, as previously discussed.
- Deactivation of the existing ICM.
- This technology could be employed throughout the On-Site treatment area, but would limit soil treatment. Therefore, it is better suited for a down-gradient barrier.

The area covered by the scope of work for this alternative is illustrated in **Figure 3-1**. The PRB is displayed along Hamilton Avenue. The scope of the PRB(s) with ISCR alternative was designed to be successful in addressing potential residual dissolved cVOCs that could migrate Off-Site and create unacceptable level of human health risk. Further evaluation of this approach is provided in Section 4.

Installation of PRB(s) will consist of the injection of an ISCR treatment product, such as ZVI, and/or a carbon substrate product down-gradient (south) of the On-Site treatment area. The PRB(s) will create permeable treatment zones for impacted groundwater to eliminate the potential Off-Site migration of dissolved-phase cVOCs.

Both ISCR and carbon substrate materials are readily available and an injection contractor will supply the injection trailer, personnel, and injection equipment. A qualified drilling firm will provide the direct push drilling services which are required for the injection of the remedial mixture. The PRB injections would be spaced approximately four (4) to five (5) feet apart. The temporary injection points will be installed with a direct push drilling unit equipped with 1.5-inch diameter drill rods and retractable screens (2-4 feet in length). The mixture is anticipated to be pressure injected into the formation using a bottom-up injection technique via the above ground pumps placed inside the injection trailer. The vertical treatment area is anticipated to be from 13 to 26 feet BLS, which will include treatment from the base of Unit B upward 13 feet, which should fully treat the anticipated maximum saturated thickness of Unit B (including any potentially unusually high-water table periods), however, injection would focus on the interface between Unit B and Unit C.

3.5 On-Site Alternative 5 – MNA

On-Site Alternative 5 includes the following elements:

- Provides groundwater monitoring throughout the Site to confirm that biotic and abiotic process are continuing to degrade COCs until long-term CAOs are achieved in groundwater as it leaves the Site following the completion of active remediation activities.

Following active remediation activities (In-situ injections and/or ERH), groundwater concentrations would be monitored to ensure short-term CAOs are achieved and MNA would be employed to verify long-term CAOs are reached and maintained. Performance/compliance monitoring would be conducted on a regular basis (quarterly, semi-annually, or annually) to verify short-term groundwater CAOs are maintained and to document plume attenuation or stability in order to verify that long-term CAOs are achieved.

3.6 Off-Site Alternative 1 – NFA with ICs

Off-Site Alternative 1 includes the following elements:

- Provides no soil or groundwater remediation.
- Off-Site Alternative 1 has been included to provide a baseline for comparison to other remediation alternatives. This alternative does not include administrative or engineering controls, direct removal or treatment of soil or groundwater, or monitoring. No cost is associated with this alternative. Due to the presence of COCs in soil in groundwater in excess of both short- and long-term groundwater CAOs, this alternative is not an option currently.

Institutional Controls
ICs would be expected to consist of a deed restriction to prohibit the installation and use of potable wells. Since property control is not retained by the performing respondent, it is unlikely that obtaining ICs on each residential or commercial property would be feasible. Therefore, issuance of an Environmental Restrictive Ordinance would be required for the Study Area. Due to the presence of

COCs in soil and groundwater in excess of CAOs, this alternative is not an option until progress is made to meet short- and long-term CAOs with active remediation.

3.7 Off-Site Alternative 2 – PRBs/ISCR

Off-Site Alternative 2 includes the following elements:

- Provides groundwater and limited soil remediation in Off-Site areas.
- Installation of PRBs along Hamilton Avenue, Forsythe Street, Ross Court, and on four (4) private properties to address Off-Site groundwater impacts where soil impacts are limited. The PRBs will consist of ISCR and carbon-based substrate product injected to create permeable barriers/treatment zones which will treat impacted groundwater as it naturally flows through the barriers.

Installation of PRBs will consist of the injection of ISCR and/or a carbon-based substrate product adjacent to public roadways, within public easements, and on select PRs along Hamilton Avenue, Forsythe Street, and Ross Court. The PRBs will create treatment zones for impacted groundwater at it naturally flows across the PRBs to eliminate groundwater concentrations in excess of short-term groundwater CAOs and assist in achieving long-term groundwater CAOs. The PRBs will be installed in a similar manner as described in On-Site Alternative 4.

PRB installation would begin in the vicinity of Hamilton Avenue and then proceed south, towards Ross Court. It is anticipated that ZVI and a carbon-based substrate product would be injected via temporary injection points to create eight (8) primary Off-Site treatment zones (with a combined estimated total length of 2,665 linear feet). Locations of PRBs are displayed on **Figure 3-2**. It is estimated that installation of the Off-Site PRBs would take approximately 50 working days.

3.8 Off-Site Alternative 3 – Groundwater Pump & Treat

Off-Site Alternative 3 includes the following elements:

- Provides hydraulic control and groundwater remediation in Off-Site areas along Forsythe Street.
- Installation of recovery wells along Forsythe Street to recover Off-Site groundwater impacts where soil impacts are limited as shown during OIM implementation activities.

This remediation alternative was already considered for Off-Site remediation as part of the *Additional Corrective Measures Study* dated November 19, 1996. Groundwater extraction and treatment is an engineering control corrective measure, is a proven technology, and is currently being utilized as the ICM at the Site. Based on modeling of a pump and treat system which would utilize two (2) additional recovery wells, the extraction system would capture the impacted groundwater along Forsythe Street. The groundwater extraction system is considered reliable and this hydraulic control corrective measure has proven to be effective during implementation of the On-Site ICM. The proposed groundwater recovery and treatment system would consist of installation of two (2) extraction wells with pumps and discharge piping and control lines to the existing groundwater treatment system. Due to the distance to the recovery wells, the well pumps would likely be required to be upgraded beyond the

style/type of well pumps which are currently utilized at the Site (within recovery wells RW-1 through RW-5) in order to adequately pump the recovered groundwater back to the On-Site groundwater treatment system.

The proposed capture zones were discussed in Section 6.2.3 of the *Additional Corrective Measures Study*. All lines and controls would be placed into subsurface enclosures. The installation of pump discharge piping and electric lines is an additional complication with this remedial alternative due to the large number of interferences with existing utilities within the Forsythe Street ROW. Horizontal drilling could be utilized to install a conduit for the discharge piping and electric lines beneath buried utilities. However, this technique will likely be limited to short distances in the granular material of Unit B as the borehole will likely collapse. The presence of gravels in the drilling zone can also deflect the drilling head, making it difficult to control the direction of drilling.

Based on the continued presence of impacts at the Site after operating the ICM for approximately 25 years, it is likely that this remedial alternative would not reach either the short or long-term groundwater CAOs in a reasonable time frame. This technology will not be retained for further evaluation.

3.9 Off-Site Alternative 4 – MNA

Off-Site Alternative 4 includes the following elements:

- Following injection activities and creation of PRBs or the completion of groundwater pump and treat activities, MNA would be utilized to verify that CAOs are reached and maintained.
- Provides groundwater monitoring throughout the Off-Site area to confirm that biotic and abiotic process are continuing to degrade COCs until long-term CAOs are achieved in groundwater following the completion of active remediation activities.

Following active remediation activities (PRBs with ISCR), groundwater concentrations would be monitored to ensure short-term CAOs are achieved and MNA would be employed to verify long-term CAOs are reached and maintained. Performance/compliance monitoring would be conducted on a regular basis (quarterly, semi-annually, or annually) to verify short-term groundwater CAOs are maintained and to document plume attenuation or stability in order to verify that long-term CAOs are achieved.

4.0 Evaluation of Corrective Measures Alternatives

4.1 Alternative Evaluation – Overview

Corrective measures will be evaluated and implemented using a risk-based corrective action approach. Implementation of a risk-based corrective action approach provides for CAOs based on a site-specific evaluation of potential risk to human health and the environment. Implementation of this approach is described below.

Characterization of potential risk requires consideration of the planned land use and corresponding exposure pathways and receptors. Based on the CAOs established in this report, On-Site and Off-Site soil and groundwater remediation goals will be driven by the ability to meet short-term groundwater CAOs (Res GVESLs) in Off-Site areas where residential structures or potential exposure pathways to residential structures are present. Based on the results of this comparison, and given the current and expected long-term land use within the Study Area, the CMS will be conducted assuming continued commercial/industrial use of the Site property and residential use of the Off-Site properties. Corrective measures will be developed to achieve short- and long-term groundwater CAOs for Off-Site residential land use for COCs detected in soil and groundwater (select VOCs). On-Site CAOs, specifically groundwater, can be higher than the short- and long-term groundwater CAOs as long as an engineering control (i.e., a protective PRB) is located on the down-gradient edge of the Site which allows for the Off-Site groundwater to meet short- and long-term groundwater CAOs. Meeting short-term CAOs for groundwater should address the vapor intrusion potential exposure pathway within the Study Area, with the exception of groundwater impacts that are from secondary sources not associated with releases from the Site.

An IC was recorded on the deed to the Site property on January 6, 1999 and future use of the real estate was restricted to industrial/commercial use only and the IC also prohibited the installation of drinking water wells. Based on the results of the characterization of potential human health risk conducted after implementation of the selected alternative, if additional ICs are necessary or the current IC on the Site requires modification, they will be generated. Potential restrictions may include some or all of the following: additional restrictions prohibiting access to soil and groundwater (direct contact), property use restrictions (prohibit potable well installation), require VI investigations prior to construction of new structures, or soil handling restrictions (guidelines regarding removal/reuse/characterization of disturbed soil). The most appropriate mechanism for establishing the IC will be identified and implemented as part of a process conducted outside of this report, but will likely include a deed restriction on the On-Site areas (Site property) to restrict the property to commercial/industrial land use and a groundwater use restriction.

Additionally, an O&M Plan may be required to describe the strategy and procedures for performing operations, long-term maintenance, and monitoring appropriate for a particular corrective measure alternative.

4.2 Description of Evaluation Criteria for Detailed Analysis

The evaluation and selection of the most appropriate corrective measure will be based primarily on the nine (9) corrective action standards and decision factors listed below:

• *Be protective of human health and the environment*

• *Attain media CAOs*

• *Control the source of release* - in order to reduce or eliminate, to the extent practicable, further releases of hazardous substances that may pose a threat to human health and the environment

• *Comply with any applicable standards for management of wastes*

• *Short- and long-term effectiveness* – including hazards during construction or during long term O&M

• *Reduction of toxicity, mobility, and/or volume*

• *Long-term reliability*

• *Implementability* - both technical (construction and operation) and administrative (permitting, public acceptance, etc.) feasibility and availability of necessary resources for implementation

• *Cost* – net present value of both capital and O&M costs

Each alternative will be evaluated individually on these criteria. A comparative evaluation will also be conducted to select the most appropriate corrective action alternative.

4.3 Alternatives Evaluation – Application

Each corrective measure alternative is evaluated in this section using the nine criteria identified in Section 4.2. This evaluation is based on the detailed description of each Alternative provided in Section 3.

4.3.1 Alternative Combination 1 – NFA (with ICs)

Be protective of human health and the environment – Alternative Combination 1 would not be protective since the unacceptable level of potential human health risk resulting from current conditions are not addressed.

Attain media CAOs – Media CAOs are not achieved since no remedial action is undertaken.

Control the source of release – Source areas within geologic Unit B and the top of Unit C are not controlled since no remedial action is undertaken.

Comply with any applicable standards for management of wastes – No waste would be generated as no remedial action is undertaken.

Short- and long-term effectiveness – Because no corrective action is undertaken, protection of workers or the community during implementation are not required. CAOs, however, are not met which represents a potential current and future human health risk.

Reduction of toxicity, mobility, and/or volume - Because no remedial action is undertaken, toxicity, mobility, and volume are not reduced.

Long-term reliability - Because no remedial measures are undertaken and CAOs are not achieved, long-term effectiveness and permanence are not achieved and risks are not reduced.

Implementability – There are no technical implementability issues, however, agency and community acceptance would not be obtained.

Cost – There is no significant cost associated with this alternative.

4.3.2 Alternative Combination 2 – On-Site ISCO/ISCR/Bioremediation with On-Site and Off-Site PRBs/ISCR and MNA

Be protective of human health and the environment – Alternative Combination 2 would be protective in the short- and long-term since the groundwater with concentrations of COCs in excess of CAOs that pose an unacceptable level of potential human health risk via volatilization and migration to the vapor intrusion pathway would be remediated. PRBs placed along Hamilton Avenue would prevent Off-Site migration of any residual COCs. Protection of workers and the community during implementation are included to address short-term risk. Potential short-term risks to On-Site workers, the community, and the environment are minimal since the injection of the ISCO, ISCR, and bioremediation materials do not generate fugitive dust or release vapors to the atmosphere. The direct contact risks to the injected materials can be mitigated using PPE for On-Site workers. Monitoring is also included to verify achievement of CAOs and to assess if additional injection events would be required for treatment in the future. The On-Site areas may need to have an IC for continued commercial/industrial land use, restricting the use of groundwater, VI evaluation, and soil management plans.

The Alternative Combination 2 also includes utilization of PRBs/ISCR in the Off-Site area and select portions of the On-Site area. The PRBs/ISCR would address short-term groundwater CAOs that pose an unacceptable level of potential human health risk via volatilization and migration to the vapor intrusion pathway. Additionally, long-term CAOs may also be achieved using the PRBs/ISCR, although the primary objective of this technology is to achieve short-term groundwater CAOs. Long-term groundwater CAOs may be achieved using a combination of the PRBs/ISCR and MNA since groundwater consumption is not a potential exposure risk within the Study Area. Protection of workers and the community during implementation are included to address short-term risk. Potential short-term risks to On-Site workers, the community, and the environment are minimal since the injection of the PRB/ISCR materials do not generate fugitive dust or release vapors to the atmosphere. Additionally, a sufficient distance from any nearby structure will be maintained to ensure that the injected material does not potentially enter into any adjacent structures/basements/crawlspaces. The direct contact risks to the injected materials can be mitigated using PPE for On-Site workers. Monitoring is also included to verify achievement of CAOs.

Attain media CAOs – Short-term groundwater CAOs are achieved and can be maintained following implementation of ISCO/ISCR/bioremediation injections. ISCO and bioremediation have the ability to diffuse into the clay-rich soils and should remediate soil impacts over time as equilibrium processes cause sorbed impacts to diffuse into groundwater, where the impacts are more accessible to treatment.

The Off-Site PRB/ISCR program should attain the CAOs for groundwater following the reduction of soil and groundwater concentrations within the On-Site treatment area.

Control the source of release – Utilizing ISCO, ISCR, and/or bioremediation materials should effectively remediate the source of the release. Additionally, the ICM can be immediately deactivated since down-gradient PRBs will be installed to eliminate any residual cVOCs in groundwater which may have the potential to migrate Off-Site.

Comply with any applicable standards for management of wastes – No waste would be generated while employing this technology.

Short- and long-term effectiveness –The alternative is expected to provide short- and long-term effectiveness because groundwater conditions exceeding vapor intrusion screening levels are reduced and should be maintained. The PRBs near Hamilton Avenue will prevent any Off-Site migration of dissolved-phase COCs, and eliminate the potential for vapor intrusion into residential structures. Soil impacts in the transition area between Unit B and Unit C will be heavily treated with in-situ remediation technologies and any residual impacts that remain should slowly desorb very slowly and not present COC concentrations in excess of CAOs. If required, re-application of ISCO, ISCR, or bioremediation materials in select areas may be completed based on monitoring results (degradation rates, rebound concentrations, etc.) in order to achieve the long-term CAOs. The Off-Site PRB/ISCR program should attain both short-term and long-term CAOs for groundwater as long as an On-Site (or third party Off-Site) source does not continue to exist.

Reduction of toxicity, mobility, and/or volume - This alternative provides a significant reduction in the short- and long-term toxicity and volume of contaminants through the immediate reduction in adsorbed and/or dissolved COCs which exceed CAOs in both On-Site and Off-Site areas. Additionally, longer-acting ISCR or bioremediation amendments will be utilized for continued treatment following the initial ISCO injection event(s). The Off-Site PRB/ISCR should adequately reduce the toxicity, mobility, and volume of dissolved cVOCs as the impacted water naturally flow across the PRBs.

Long-term reliability – This approach provides long-term reliability with respect to contaminant reduction. ISCO, ISCR, and bioremediation materials will be targeted at the Unit B-Unit C interface for long-term COC remediation and diffusion of remedial materials into Unit C to further remediate soil impacts. Assuming that the On-Site source has been adequately remediated and no additional third-party Off-Site sources are present, the Off-Site PRB/ISCR should provide good long-term reliability with minimal chance of contaminant rebound.

Implementability – ISCO with PRBs/ISCR are well-proven, readily implementable technologies that are commonly used for remediating impacted soil and groundwater. The injections are a relatively simple process with easily implemented procedures. The personnel, equipment, and materials required to implement this alternative are relatively common in the environmental industry and readily available. The geology will allow the injection of the materials within the more hydraulically conductive portions of Unit B and will be more heavily applied at the interface with Unit C to provide

vertical diffusion of the ISCO, ISCR, and bioremediation materials into Unit C. Additionally, the placement of PRBs on the south side of the Site and further to the south in the Study Area will mitigate any potential human health risks in the long-term for any residual COCs that may migrate from the treatment area through the groundwater during the On-Site remedial process.

Cost – Estimated costs for implementation of each alternative is included in **Table 14**.

4.3.3 Alternative Combination 3 – On-Site ERH with On-Site and Off-Site PRBs/ISCR (and MNA)

Be protective of human health and the environment – Alternative Combination 3 would be protective in the short- and long-term since the groundwater with concentrations of COCs in excess of CAOs that pose an unacceptable level of potential human health risk via volatilization and migration to the vapor intrusion pathway would be remediated. Safety to adjacent structures and site workers regarding the use of high-voltage electricity throughout the Site would be paramount. Site workers will be trained in proper operation of the ERH equipment and all manufacturer and equipment supplier safety precautions will be followed. The On-Site work area will be enclosed using a security fence to prevent the community from accessing the area. This alternative completely treats the impacted On-Site high concentration soils, which will eliminate the potential for long-term desorption to groundwater. The existing ICM will be deactivated and not restarted as part of this alternative. However, the ERH system will employ a hydraulic management system as part of the technology and will recover groundwater and maintain hydraulic control of the dissolved cVOC plume during operation, protecting human health and the environment. Recovered vapor-phase cVOCs will be treated with pelletized activated carbon prior to discharge to the atmosphere and recovered dissolved-phase cVOCs will be treated with granular activated carbon prior to discharge to the sanitary sewer in order to maintain the safety of the community. This technology will create an excessive amount of hazardous waste in the form of soil cuttings from electrode installation and liquid- and vapor-phase carbon requiring disposal and will utilize a large amount of electricity to heat the subsurface, which makes this technology less environmentally (green) sustainable. Concerns also exist with the installation of electrodes beneath structures and near utilities (storm or sanitary sewer) due to the potential for vapor intrusion. Heating soils can also result in heaving and settling of soils which could result in damage to infrastructure. The On-Site areas may need to have an IC for continued commercial/industrial land use, restricting the use of groundwater, VI evaluation, and soil management plans.

The Alternative Combination 3 also includes utilization of PRBs/ISCR in the Off-Site area and select portions of the On-Site area. The PRBs/ISCR would address short-term groundwater CAOs that pose an unacceptable level of potential human health risk via volatilization and migration to the vapor intrusion pathway. Additionally, long-term CAOs should be achieved using the PRBs/ISCR since the On-Site treatment area has been fully remediated, although the long-term groundwater CAOs may need to be achieved using a combination of the PRBs/ISCR and MNA since it is difficult to reach MCLs when the dissolved plume encompasses such a large geographic area. This is an acceptable approach since groundwater consumption is not a potential exposure risk within in the Study Area. Protection of workers and the community during implementation are included to address short-term risk. Potential short-term risks to On-Site workers, the community, and the environment are minimal

since the injection of the PRB/ISCR materials do not generate fugitive dust or release vapors to the atmosphere. Additionally, a sufficient distance from any nearby structure will be maintained to ensure that the injected material does not potentially enter into any adjacent structures, basements, or crawlspaces. The direct contact risks to the injected materials can be mitigated using PPE for On-Site workers. Monitoring is also included to verify achievement of CAOs.

Attain media CAOs – On-Site soil and groundwater CAOs are achieved through the remediation of impacted source area soils and groundwater using ERH technology. Groundwater impacts surrounding the ERH remediation area and Off-Site groundwater impacts are remediated using PRBs/ISCR meeting short-term and potentially long-term groundwater CAOs. Long-term groundwater CAOs may also be accomplished using MNA following the achievement of short-term groundwater CAOs since there is no potential risk for groundwater consumption and the groundwater is expected to continue to be cleaned up over time through natural attenuation processes, including dispersion and dilutions since all of the source areas will have been fully remediated.

The combination of ERH and ZVI is expected to have mutually beneficial (synergistic) effects. Site heating can benefit ZVI through two principal mechanisms: increased reaction rates as described by the Arrhenius equation, and increased DOC. These mutual enhancements have not yet been tested in the field, but could potentially occur in the On-Site area.

Control the source of release – Impacted soils within geologic Unit B and the top of Unit C are controlled in the On-Site treatment since the impacted soil would be fully remediated using ERH technology.

Comply with any applicable standards for management of wastes – Wastes generated during implementation would be managed in accordance with applicable regulatory requirements, including those generated during drilling activities (soil cuttings) and treatment of recovered impacted soil vapors, condensate water, and groundwater.

Short- and long-term effectiveness – The alternative is expected to provide short-term effectiveness through the achievement of short-term groundwater CAOs by remediating On-Site source area soils and both On-Site and Off-Site impacted groundwater. The alternative is expected to provide long-term effectiveness because soil exceeding human health risk criteria is fully remediated and groundwater is expected to reach long-term CAOs using a combination of PRBs/ISCR and MNA.

Reduction of toxicity, mobility, and/or volume – This alternative provides a significant reduction in the toxicity, mobility, and volume of contaminants at the Site with direct remediation of approximately 25,300 cubic yards of impacted soil. Areas outside of the On-Site source area and within the proposed On-Site treatment area will be remediated using PRBs with ISCR. The ERH technology will also recover impacted groundwater with a hydraulic management system, limiting the mobility and reducing the volume of dissolved impacts. Mobility, toxicity and volume, are further reduced along the perimeter of the ERH area and Off-Site area using PRB/ISCR technology. Soil impacts are expected to be reduced 99.9% while groundwater concentrations should be reduced below short-term groundwater CAOs and may also meet long-term CAOs as groundwater flows across the PRBs and

additional natural attenuation processes occur throughout the Study Area since the On-Site treatment has been fully remediated.

Long-term reliability – Long term reliability of ERH remediation of impacted soil is high, as COCs are rapidly volatilized and removed from the impacted soil and groundwater. Additionally, PRBs/ISCR should be effective at reducing COCs in groundwater in other On-Site and Off-Site areas. An IC may be required for the On-Site property to ensure that land use is limited to commercial/industrial purposes and groundwater use is restricted for any residual COCs which may remain after remediation activities are completed.

Implementability – ERH is an innovative, implementable technology that is a relatively new method for cleaning up hazardous waste sites. It is a relatively simple process, heating up the subsurface to volatilize and recover cVOCs, with proven procedures, and will require extensive engineering design for implementation. Equipment and labor required to implement this alternative are relatively complicated and only available through a limited number of contractors nationwide. This technology is not environmentally sustainable, as it will require the use of an extremely large amount of electricity to heat the subsurface and maintain temperatures and will generate a large amount of hazardous waste in the form of impacted liquid- and vapor-phase activated carbon, soil cutting, and excavated soils for the burying of electrode lines. A hydraulic management system will be utilized with this technology to prevent any Off-Site migration of impacts. The ERH system would require daily operations and maintenance in order to maintain proper system operations.

PRBs/ISCR is a well-proven, readily implementable technology that is a common technology for remediating impacted groundwater. It is a relatively simple process with easily implemented procedures. The personnel, equipment, and materials required to implement this alternative are relatively common in the environmental industry and readily available. This technology would be applied to areas to remediate groundwater impacts where soil impacts are limited, such as in the area surrounding the ERH remediation area and in the Off-Site area.

Cost – Costs for this technology are the highest of the evaluated alternatives. Estimated costs for implementation of this alternative are included in **Table 14**.

4.4 Alternatives Evaluation – Summary

This section provides a comparative analysis and selection of the most appropriate corrective measure alternative. The comparative analysis is based on the nine criteria identified in Section 4.2. The alternatives were described and evaluated individually in Section 4.3. Following the discussion of the comparative evaluation is a numerical ranking of alternatives is provided based on the degree to which each of the four alternatives satisfies the evaluation criteria in comparison to each other. With respect to cost, values are assigned relative to the lowest ("4") to highest ("1") total estimated cost (present value, where applicable). Alternatives with comparable overall performance are assigned the same value. Absent other controlling factors, the alternative with the highest total rating (score) is considered to be the most appropriate.

Be protective of human health and the environment – Alternative 1 is not protective of human health and the environment. Alternatives 2 and 3 are considered to be protective of human health and the environment, although Alternative 2 has a higher level of protection than Alternative 3 due to the large amount of hazardous waste which will be produced and the electricity used as part of Alternative 3 implementation. Monitoring is also required for Alternatives 2 and 3 to verify achievement of the CAOs; however, Alternative 2 would require an extended monitoring period to monitor groundwater conditions and confirm COCs are continuing to be remediated and that the PRBs are still effective.

Attain media CAOs – Media CAOs are not achieved for Alternative 1. Groundwater CAOs are achieved for Alternatives 2 and 3. While Alternative 2 may take much longer to achieve and maintain groundwater CAOs, Alternative 2 is a much more environmentally sustainable technology.

Control the sources of release – There is not any remediation in Alternative 1, therefore, the source of the release is not controlled. Alternatives 2 and 3 both control the source of the release by remediating soil and groundwater impacts in the source area.

Comply with any applicable standards for management of wastes – Wastes generated during implementation of Alternatives 2 and 3 would be managed in accordance with applicable regulatory requirements, including those during any excavation activities or probes for ERH system installation as well as wastes generated during operation and maintenance of the vapor, groundwater, and condensate treatment under Alternative 3. Alternative 3 would produce the greatest amount of waste requiring handling and Off-Site disposal. No significant wastes are generated under Alternative 1 or 2.

Short- and long-term effectiveness – Alternative 1 poses no short-term risks, however, provide no short- or long-term effectiveness. Protection of workers and the community during implementation of Alternatives 2 and 3 are included to address short-term risk. Alternatives 2 and 3 may have potential short-term risks associated with injection near vehicular traffic which can be mitigated with proper traffic controls. With Alternative Combination 3, potential short-term risks to On-Site workers and the public could result from the use of electrical energy to heat the subsurface. These risks should be mitigated using engineering controls and following proper safety procedures. Other potential short-term risks to the community could result from the discharge of vapors and groundwater recovered from the subsurface. These risks would be mitigated by utilizing vapor and water treatment equipment prior to discharge. Long-term effectiveness of Alternative Combinations 2 and 3 will be achieved since soil impacts within the treatment area will be remediated. With Alternative Combinations 2 and 3, groundwater impacts down-gradient of the treatment area and in the Off-Site area will be treated with PRBs/ISCR and will achieve long-term CAOs as groundwater flows through the PRBs.

Reduction of toxicity, mobility, and/or volume – Alternative Combination 1 provides no reduction in the toxicity, mobility, and volume of contaminants at the Site. With Alternatives 2 and 3 both On-Site and Off-Site groundwater impacts are remediated, thereby reducing their toxicity and volume. Additionally, soil impacts will be remediated with Alternatives 2 and 3. Alternative 3 provides soil remediation more rapidly, while Alternative 2 relies on equilibrium processes and provides a more

environmentally sustainable approach for COCs to desorb and be remediated. Regardless, PRBs will be established south of the Site to capture any residual COCs and protect the areas hydraulically down-gradient of the treatment during the in-situ remedial process.

Long-term reliability – Alternative Combination 1 provides no long-term reliability. Long-term reliability of ERH and in-situ injections through the remediation of impacted soil and groundwater under Alternative Combinations 2 and 3 are high, as COCs are remediated in the treatment area through destruction and groundwater impacts are treated in other areas On-Site and Off-Site using PRBs/ISCR. ICs recorded on the Site property to ensure that land use is limited to commercial/industrial purposes and groundwater use is restricted. Alternative Combination 2 will require long-term monitoring and potentially additional injection events to maintain long-term CAOs. Monitoring will be required for Alternative Combinations 2 and 3 to demonstrate that residual concentrations of VOCs in groundwater do not pose an unacceptable human health risk after implementation.

Implementability – Alternative 1 poses no technical implementability issues, other than lack of community and agency acceptance.

On-Site media treatment using in-situ technologies under Alternative Combination 2 is a well-proven, readily implementable technology that is commonly used for remediating impacted groundwater and soils. The injections are a relatively simple process with easily implemented procedures. The personnel, equipment, and materials required to implement this alternative are relatively common in the environmental industry and readily available. The geology will limit the ability of the material to come into contact with the contaminants in Unit C, therefore, short-term CAOs may be initially achieved, and can be maintained through the long-term based on the natural contaminant diffusion from Unit C and continued in-situ remediation. Once contaminants desorb, they will be remediated via ISCR and bioremediation and hydraulically down-gradient PRBs will be available to capture and treat any residual COCs at the south side of the Site. Alternative 2 would not require any daily operations, other than oversight during injection of the in-situ remedial materials and implementation can start within 1-2 months of receiving regulatory approval.

On-Site media treatment using ERH under Alternative Combination 3 is an innovative, implementable technology used for cleaning up hazardous waste sites. It is a relatively simple process, heating up the subsurface to volatilize and recover cVOCs, with proven procedures, and will require extensive engineering design for implementation. Equipment and labor required to implement this alternative are relatively complicated and is only available through a limited number of contractors nationwide. A hydraulic management system will be utilized with this technology to prevent any Off-Site migration of impacts. This technology would produce a large amount of waste and utilize an excessive amount of electricity to heat the subsurface and is not environmentally sustainable. Alternative 3 would require detailed daily operations and maintenance of the remediation system and will require 9-12 months of pre-engineering and system installation activities prior to starting the remediation activities. This technology also requires continued hydraulic containment during operation of the ERH system and subsequent discharging of the treated water to the local municipal sewer system.

Cost – Estimated costs for implementation of each alternative is included in **Table 14**.

Based on the discussion provided in Section 4.4, score values (1 being the lowest and 4 being the best) for each of the evaluation criteria were assigned as shown on the following table.

SS CMS Alternative Evaluation Scores

Criteria	Alternative Combo 1	Alternative Combo 2	Alternative Combo 3
Be protective of human health and the environment	1	4	3
Attain media CAOs	1	3	3
Control the source of the release	1	4	4
Comply with applicable standards for management of wastes	4	4	2
Short- and long-term effectiveness	1	3	3
Reduction in toxicity, mobility, and volume	1	3	3
Long-term reliability	1	4	4
Implementability	1	4	2
Cost	4	3	1
Total Score	**15**	**32**	**25**

5.0 Selection of Corrective Measures Alternative(s)

Alternative Combination 1 does not satisfactorily address the nine evaluation criteria and is not considered an appropriate alternative for this Site. Alternative Combination 3 addresses several of the nine evaluation criteria satisfactorily and is a moderate alternative on that basis. However, this alternative relies on a technology that would be difficult to implement, is not environmentally sustainable, and would be much more costly than Alternative Combination 2. Alternative Combination 2 can be initiated immediately, while Alternative Combination 3 would take approximately 9 months to 1 year to complete engineering design and system installation. Alternative Combination 2 can be immediately implemented, directly addresses the source area, and will effectively meet short and long-term CAOs. The City of Franklin would likely be preferable to Alternative 2 as it allows for more expedient use termination of the city's sanitary sewer system for the discharge of treated groundwater. Additionally, Alternative Combination 2 scored 32 in comparison to 25 for Alternative Combination 3. Therefore, Alternative 2 is the preferred remedial approach.

Activities and requirements associated with implementation of this alternative will be included in a Corrective Measure Design Report following approval of this SS CMS.

6.0 References

Franklin, City of. May 13, 2020. Franklin, Indiana Code of Ordinances. Water Supply Standards – 16.28.170. Ordinance 05-07 § 6.17.

IWM Consulting. July 2018. "Ambient Air Investigation Work Plan". Technical document, IWM Consulting Group, LLC.

IWM Consulting. September 2018. "Vapor Intrusion Investigation – Exterior Soil Gas Sampling Work Plan". Technical document, IWM Consulting Group, LLC.

IWM Consulting. September 2018. "Residential Vapor Intrusion Investigation Work Plan for Priority Residences". Technical document, IWM Consulting Group, LLC.

IWM Consulting. September 2018. "Sewer Gas Vapor Intrusion Investigation Work Plan". Technical document, IWM Consulting Group, LLC.

IWM Consulting. October 2018. "Off-Site Groundwater Investigation Work Plan". Technical document, IWM Consulting Group, LLC.

IWM Consulting. February 2019. "Additional Off-Site Groundwater Investigation Work Plan". Technical document, IWM Consulting Group, LLC.

IWM Consulting. February 2019. "Design-Level Data Soil Investigation Work Plan". Technical document, IWM Consulting Group, LLC.

IWM Consulting. June 2019. "Off-Site Interim Measure Work Plan and Response to Comments". Technical document, IWM Consulting Group, LLC.

IWM Consulting. August 2019. "Off-Site Interim Measure Work Plan Addendum". Technical document, IWM Consulting Group, LLC.

IWM Consulting. September 2019. "Conditionally Approved OIM Work Plan – Response to Comments". Technical document, IWM Consulting Group, LLC.

IWM Consulting. October 2019. "Off-site Groundwater Treatment Pilot Study". Technical document, IWM Consulting Group, LLC.

IWM Consulting. January 2020. "Off-Site Interim Measure Construction Completion Report". Technical document, IWM Consulting Group, LLC.

IWM Consulting. January 2020. "On-Site Sewer Vapor Intrusion Investigation Work Plan". Technical document, IWM Consulting Group, LLC.

IWM Consulting. February 2020. "On-Site Soil Investigation Work Plan". Technical document, IWM Consulting Group, LLC.

IWM Consulting. April 2020. "On-Site Sewer Gas Vapor Intrusion Investigation Summary Report". Technical document, IWM Consulting Group, LLC.

IWM Consulting. September 2020. "Off-Site Groundwater Treatment Pilot Study Evaluation Report". Technical document, IWM Consulting Group, LLC.

IWM Consulting. December 2020. "On-Site Source Soil Investigation Work Plan". Technical document, IWM Consulting Group, LLC.

IWM Consulting. July 2021. "Supplemental Soil and Groundwater Investigation Work Plan". Technical document, IWM Consulting Group, LLC.

Kueper, B. H. and K. Davies. Assessment and Delineation of DNAPL Source Zones at Hazardous Waste Sites. 2009. U.S. Environmental Protection Agency, Washington, DC, EPA 600-R-09-119.

U.S. Environmental Protection Agency (USEPA). May 1994. "Final RCRA Corrective Action Plan". Office of Solid Waste and Emergency Response, EPA 520-R-94-004, U.S. Environmental Protection Agency, Washington D.C.

U.S. Environmental Protection Agency (USEPA). March 2000. "EPA Threshold and Balancing Criteria", Attachment One of Fact Sheet #3, Final Remedy Selection for Results-Based RCRA Corrective Action. U.S. Environmental Protection Agency, Washington D.C.

U.S. Environmental Protection Agency (USEPA). December 2004. "DNAPL Remediation: Selected Projects Approaching Regulatory Closure – Status Update". Office of Solid Waste and Emergency Response, EPA 542-R-04-016, U.S. Environmental Protection Agency, Washington D.C.

U.S. Environmental Protection Agency (USEPA). March 2016. "RCRA Corrective Measure Study Bulletin". U.S. Environmental Protection Agency, Washington D.C.

Figures

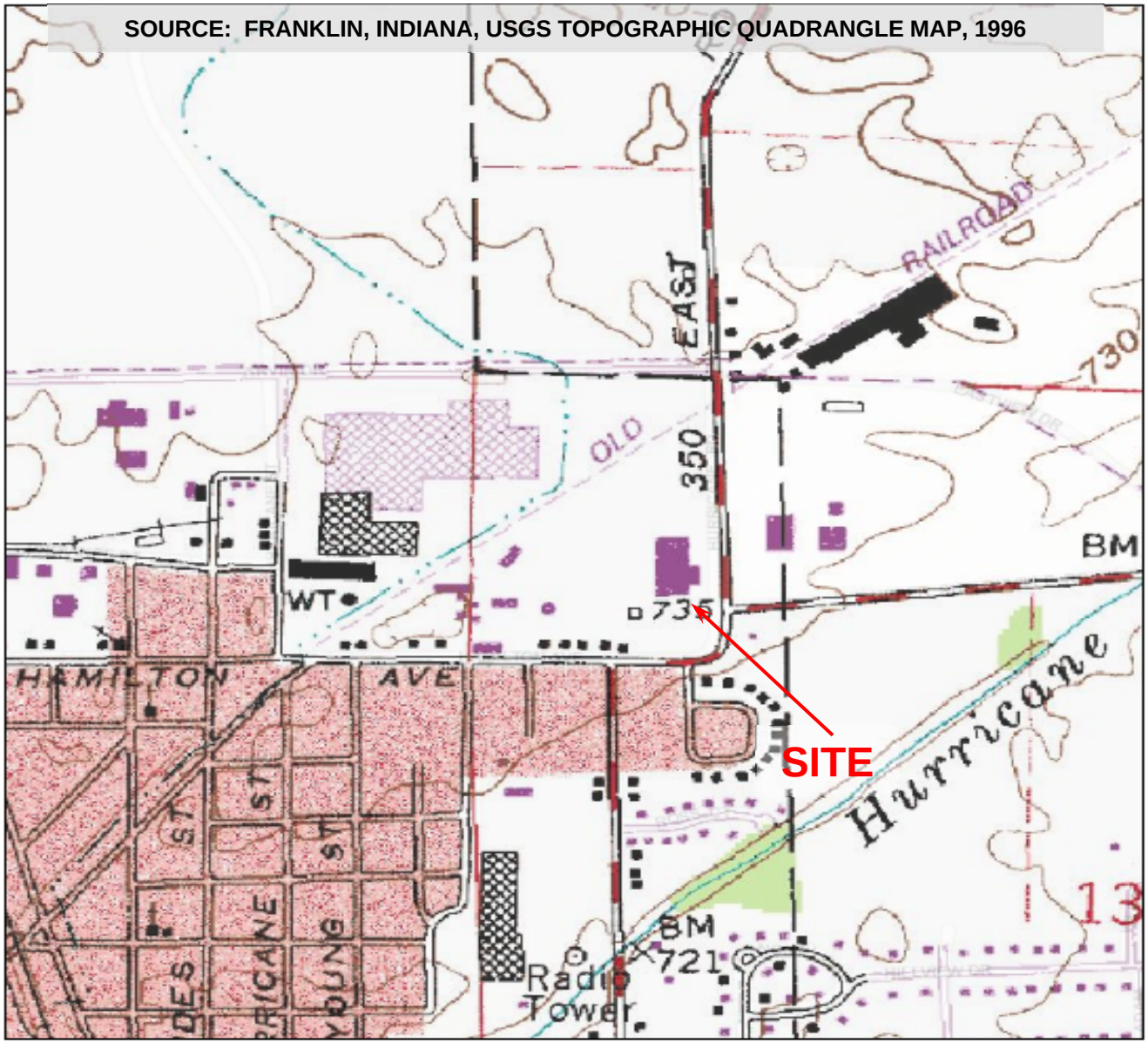

7428 Rockville Road
Indianapolis, IN 46214

(317) 347-1111
Fax: (317) 347-9326

Project	Task	Size	Date
IN.AMP.18	02	A	10/26/2020

TITLE **FIGURE 1-1 – Site Location Map**
Former Bendix Facility
980 Hurricane Road
Franklin, Indiana

CLIENT **Amphenol Corporation**

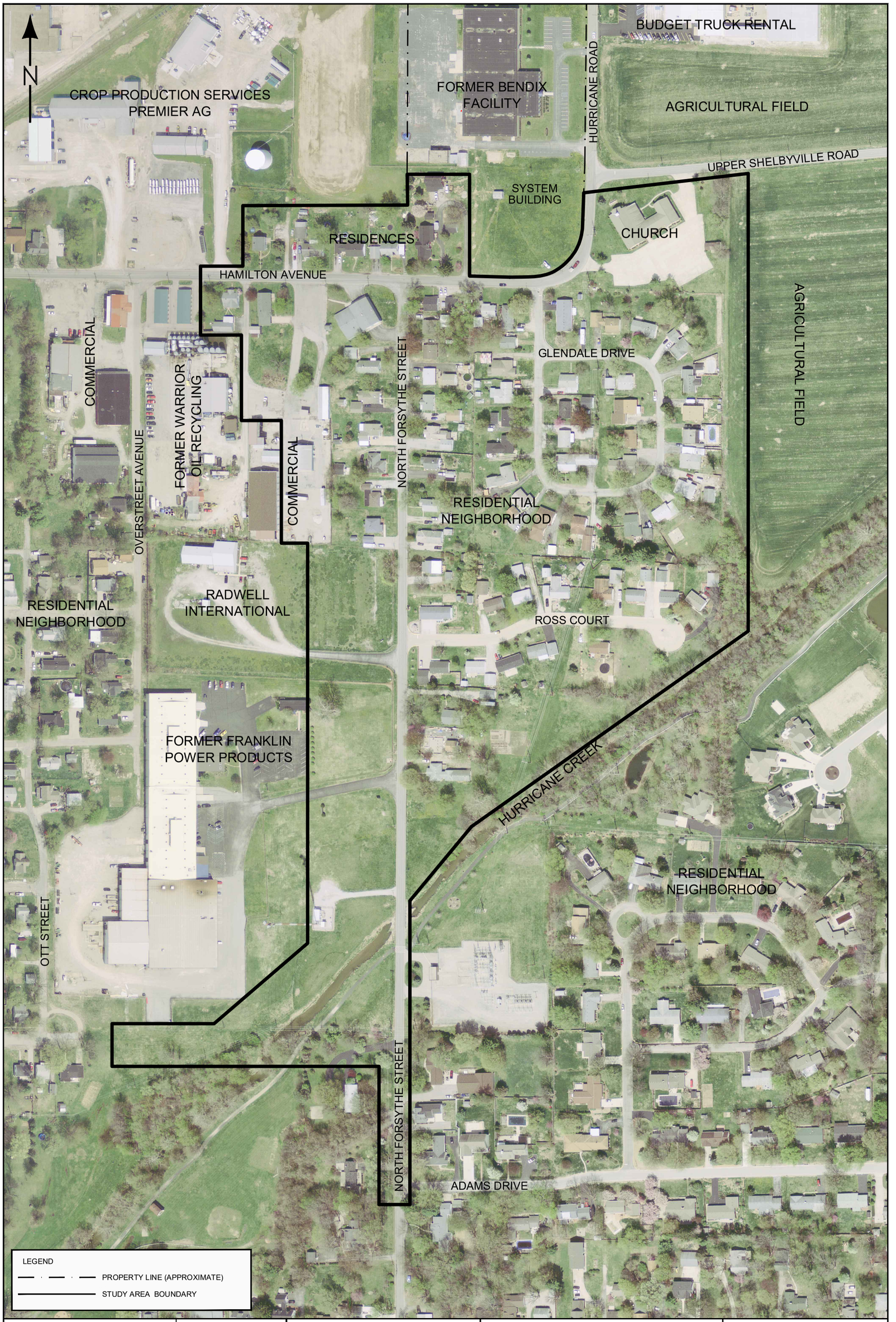

0' 200'
SCALE IN FEET

DRAWN BY:	L. STRUM
DATE:	9/27/99
REVISED:	02/09/2021
HWPA #111291-01	
DWG. NO.	111291S1

FIGURE 1-2
STUDY
AREA MAP

FORMER BENDIX FACILITY RFI/CMS
980 HURRICANE ROAD
FRANKLIN, INDIANA

iWM CONSULTING GROUP

BASTIN
LOGAN

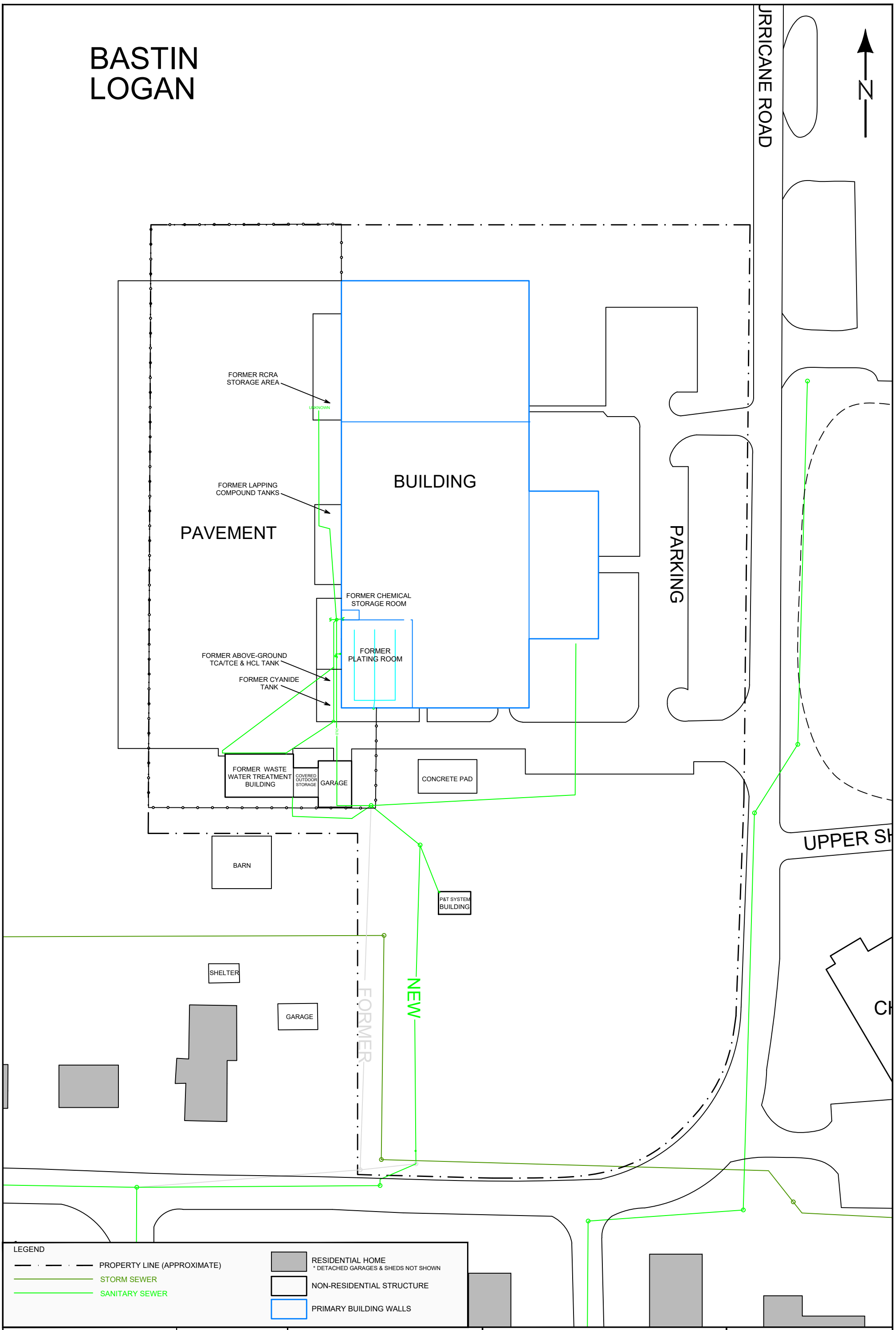

0' 60'
SCALE IN FEET

DRAWN BY: L. STRUM
DATE: 9/27/99
REVISED: 03/12/2021
HWPA #111291-01
DWG. NO. 111291S1

FIGURE 1-3
HISTORICAL
SITE LAYOUT MAP

FORMER BENDIX FACILITY RFI/CMS
980 HURRICANE ROAD
FRANKLIN, INDIANA

IWM CONSULTING GROUP

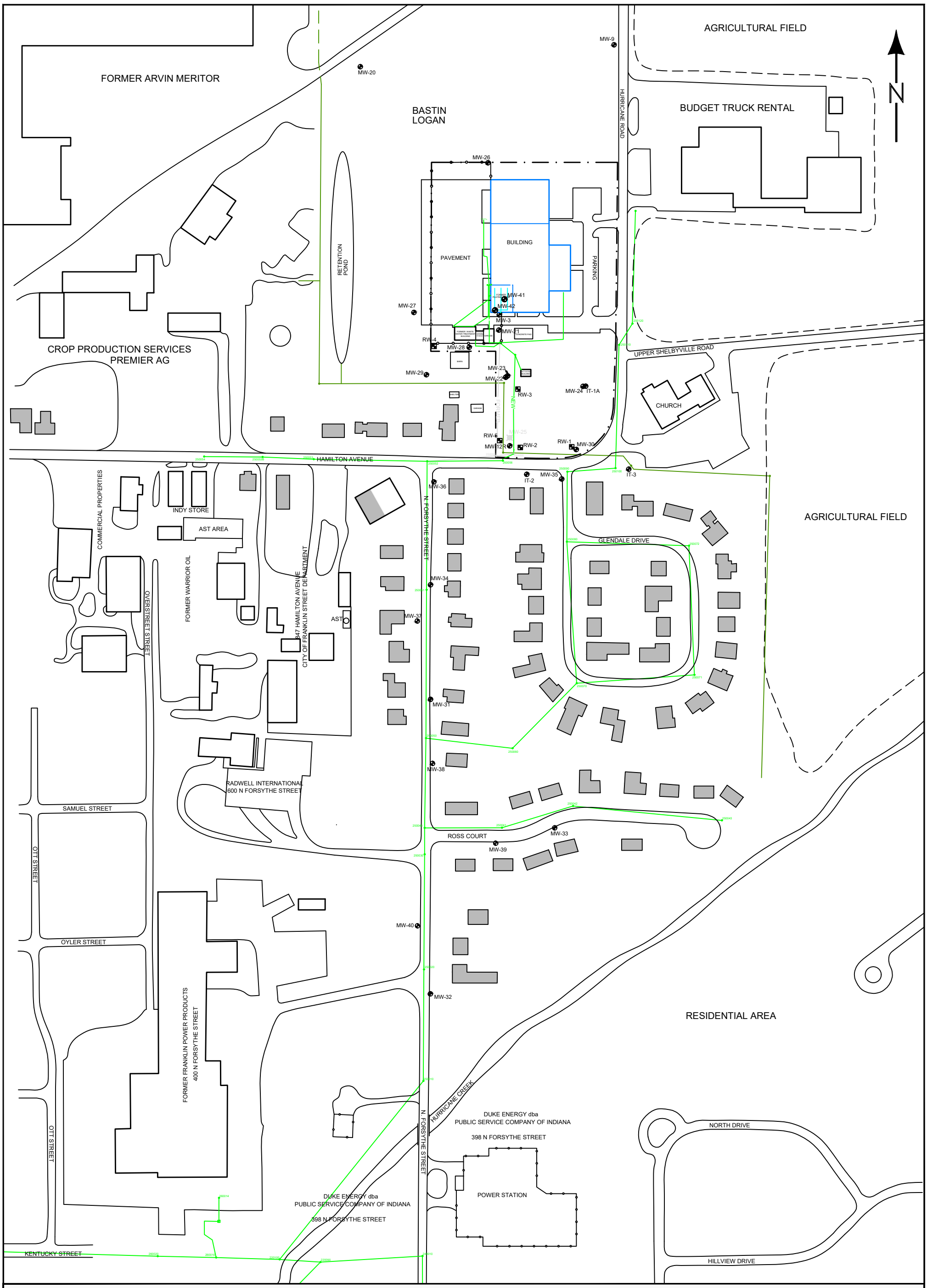

LEGEND

- ABANDONED MONITORING WELL
- MONITORING WELL
- RECOVERY WELL
- STEEL-CASED MONITORING WELL
- PROPERTY LINE (APPROXIMATE)
- STORM SEWER
- SANITARY SEWER
- RESIDENTIAL HOME
  * DETACHED GARAGES & SHEDS NOT SHOWN
- NON-RESIDENTIAL STRUCTURE
- PRIMARY BUILDING WALLS

0' 200'
SCALE IN FEET

DRAWN BY:	L. STRUM
DATE:	9/27/99
REVISED:	03/12/2021
HWPA #111291-01	
DWG. NO.	111291S1

FIG 1-4

SITE VICINITY MAP

FORMER BENDIX FACILITY RFI/CMS
980 HURRICANE ROAD
FRANKLIN, INDIANA

iWM CONSULTING GROUP

January 2021 Soil Boring ID	Associated MIP Boring ID
GP-59	MIP-29
GP-60	MIP-30
GP-61	MIP-31
GP-62	MIP-32
GP-63	MIP-33
GP-64	MIP-34
GP-65	MIP-35
GP-66	MIP-36
GP-67	MIP-37
GP-68	MIP-38
GP-69	MIP-39
GP-70	MIP-40
GP-71	MIP-41
GP-72	MIP-42
GP-73	MIP-43

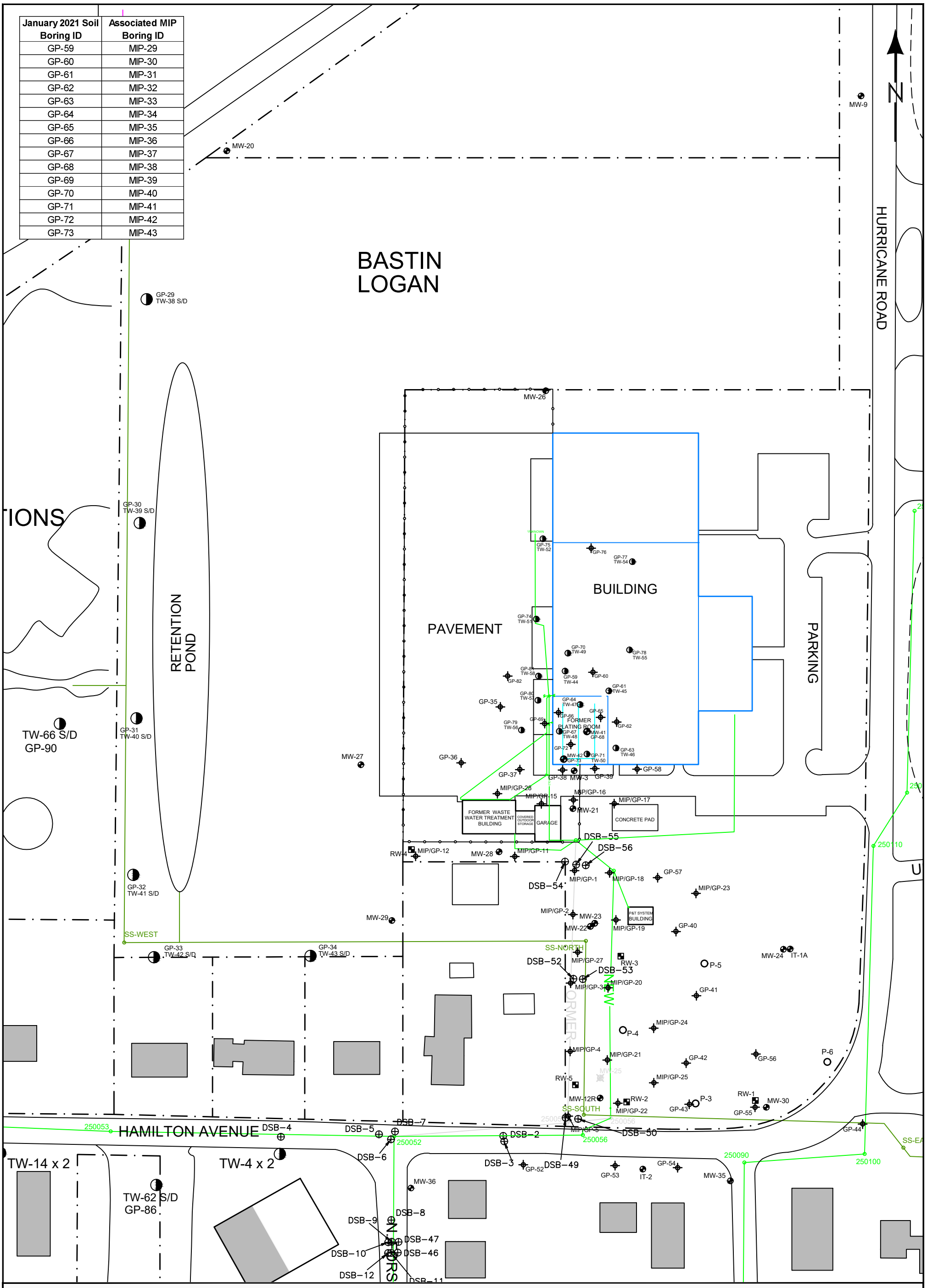

LEGEND

- ABANDONED MONITORING WELL
- MONITORING WELL
- RECOVERY WELL
- PIEZOMETERS
- MIP/GEOPROBE BORING
- PROPERTY LINE (APPROXIMATE)
- STORM SEWER
- SANITARY SEWER
- STEEL-CASED MONITORING WELL
- RESIDENTIAL HOME * DETACHED GARAGES & SHEDS NOT SHOWN
- NON-RESIDENTIAL STRUCTURE
- PRIMARY BUILDING WALLS
- TEMPORARY WELL/SOIL BORING LOCATION
- DSB SOIL BORING LOCATION

0' 80'
SCALE IN FEET

DRAWN BY: L. STRUM
DATE: 9/27/99
REVISED: 03/22/2022
HWPA #111291-01
DWG. NO. 111291S1

FIGURE 1-5
SITE MAP (SOIL INVESTIGATION)

FORMER BENDIX FACILITY RFI/CMS
980 HURRICANE ROAD
FRANKLIN, INDIANA

IWM CONSULTING GROUP

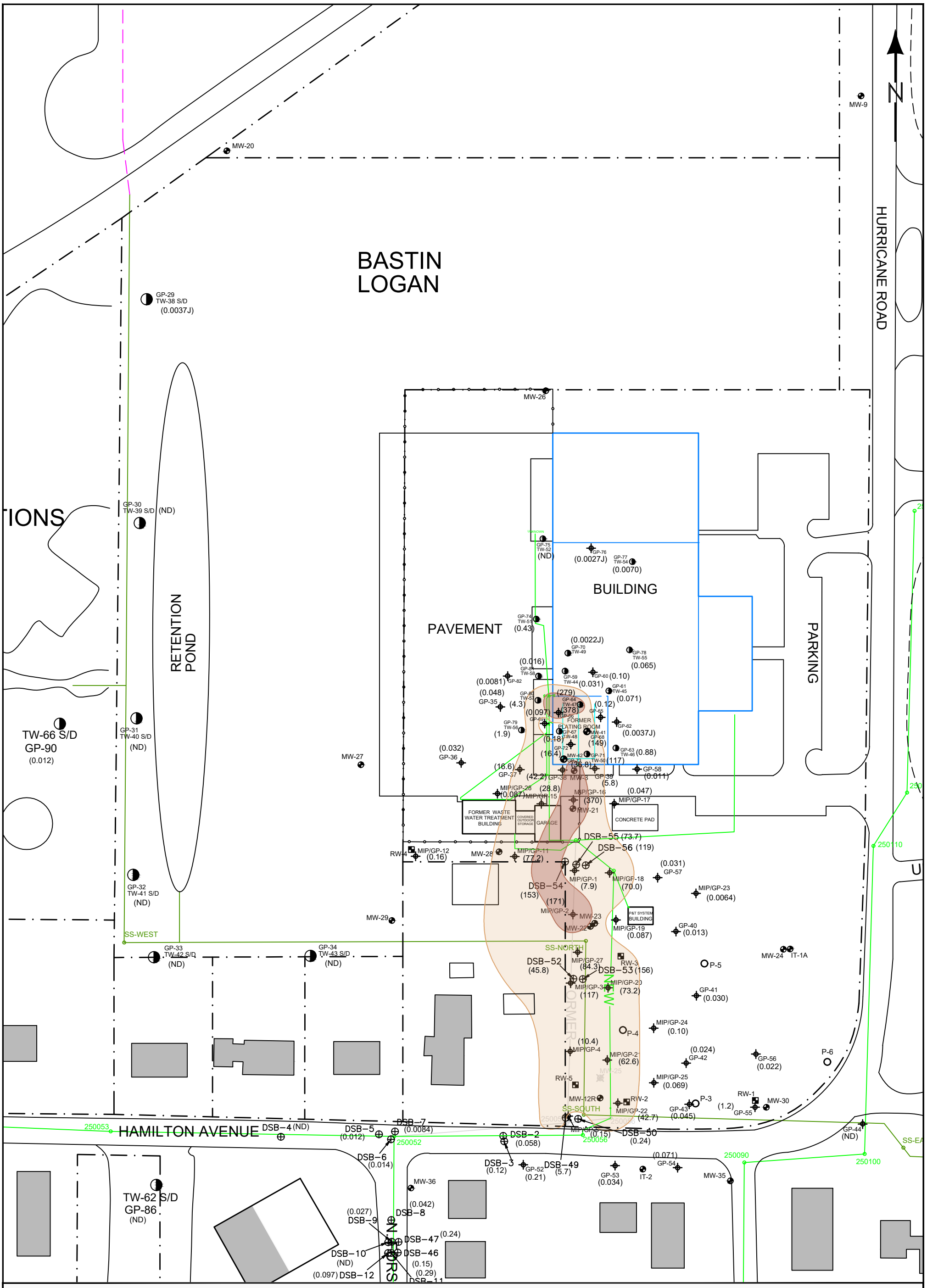

LEGEND

- ABANDONED MONITORING WELL
- MONITORING WELL
- RECOVERY WELL
- PIEZOMETERS
- MIP/GEOPROBE BORING
- PROPERTY LINE (APPROXIMATE)
- STORM SEWER
- SANITARY SEWER
- TEMPORARY WELL/SOIL BORING LOCATION
- DSB SOIL BORING LOCATION
- RESIDENTIAL HOME
  * DETACHED GARAGES & SHEDS NOT SHOWN
- NON-RESIDENTIAL STRUCTURE
- PRIMARY BUILDING WALLS
- PCE > RECALCULATED MIGRATION TO GROUNDWATER SCREENING LEVEL (2.667 mg/kg)
- PCE > EXCAVATION WORKER SOIL EXPOSURE SCREENING LEVEL (170 mg/kg)
- ND NON-DETECT

0' 80'
SCALE IN FEET

DRAWN BY: L. STRUM
DATE: 9/27/99
REVISED: 03/22/2022
HWPA #111291-01
DWG. NO. 111291S1

FIGURE 1-6
SOIL ANALYTICAL RESULTS
PCE WITHIN UNIT B

FORMER BENDIX FACILITY RFI/CMS
980 HURRICANE ROAD
FRANKLIN, INDIANA

IWM CONSULTING GROUP

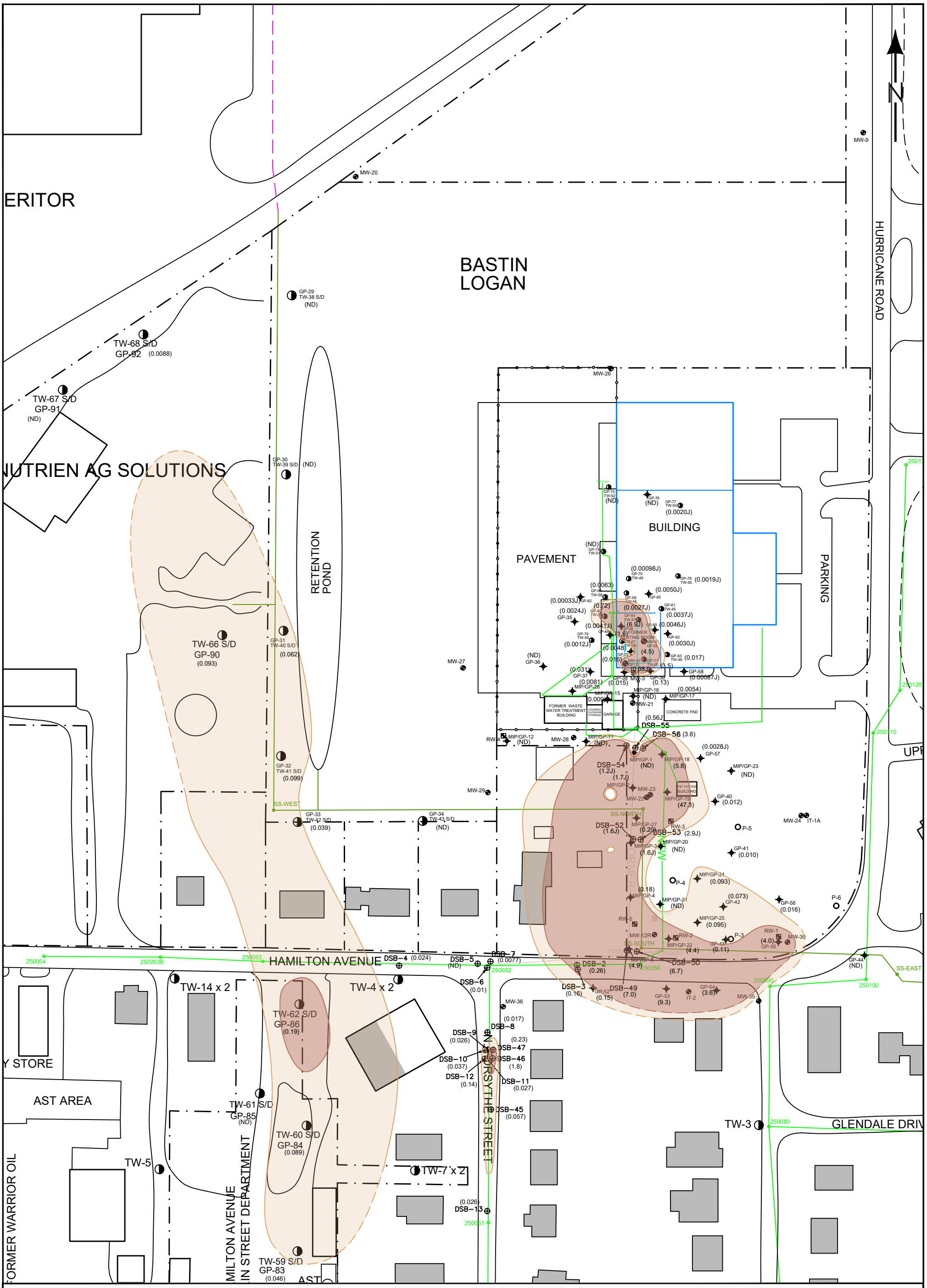

0' 100'
SCALE IN FEET

DRAWN BY: L. STRUM
DATE: 9/27/99
REVISED: 01/25/2022
HWPA #111291-01
DWG. NO. 111291S1

FIGURE 1-7
SOIL ANALYTICAL RESULTS
TCE WITHIN UNIT B

FORMER BENDIX FACILITY RFI/CMS
980 HURRICANE ROAD
FRANKLIN, INDIANA

iWM CONSULTING GROUP

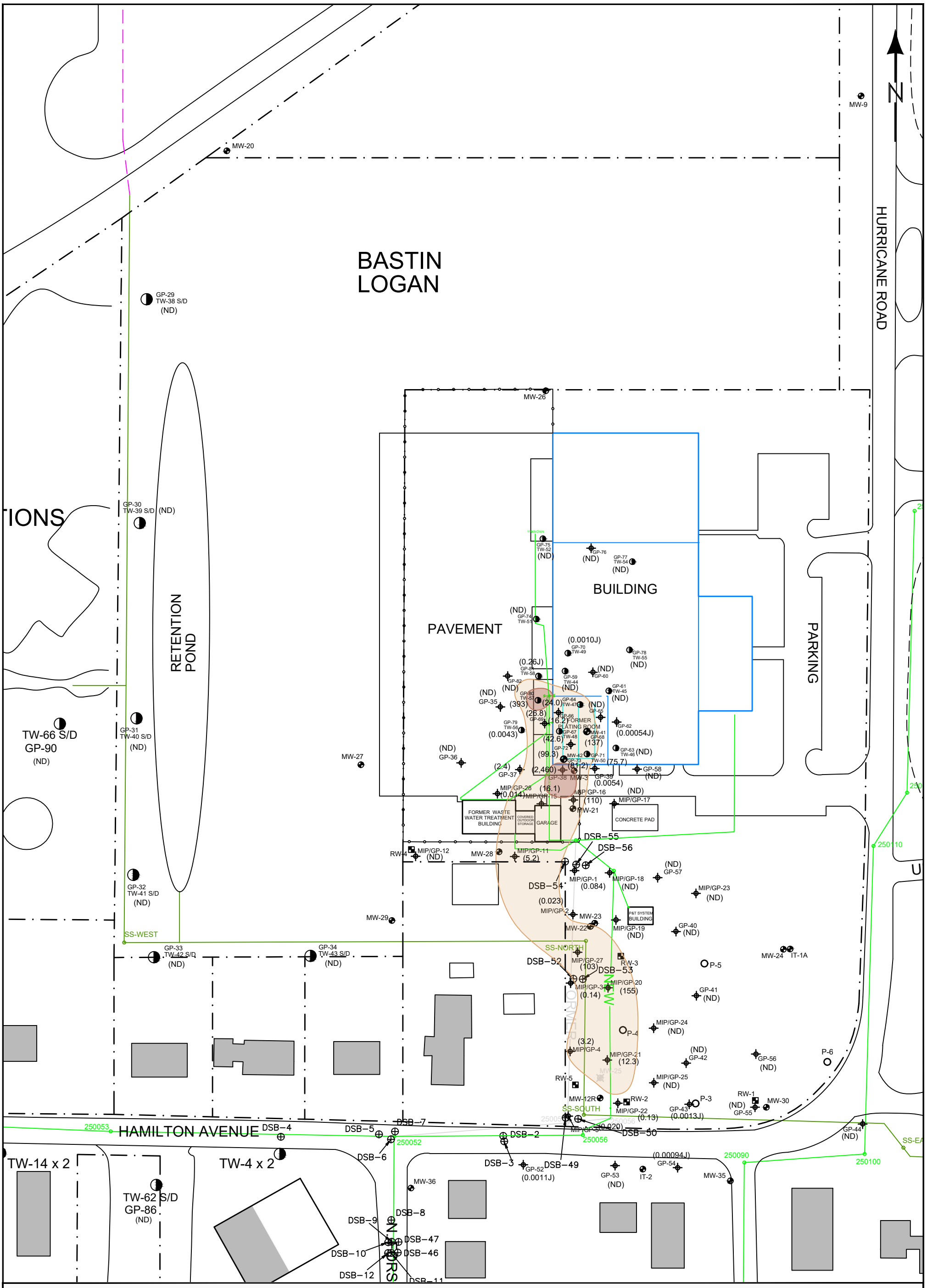

LEGEND

- ABANDONED MONITORING WELL
- MONITORING WELL
- RECOVERY WELL
- PIEZOMETERS
- MIP/GEOPROBE BORING
- PROPERTY LINE (APPROXIMATE)
- STORM SEWER
- SANITARY SEWER
- TEMPORARY WELL/SOIL BORING LOCATION
- DSB SOIL BORING LOCATION
- RESIDENTIAL HOME
  * DETACHED GARAGES & SHEDS NOT SHOWN
- NON-RESIDENTIAL STRUCTURE
- PRIMARY BUILDING WALLS
- PCE > RECALCULATED MIGRATION TO GROUNDWATER SCREENING LEVEL (2.667 mg/kg)
- PCE > EXCAVATION WORKER SOIL EXPOSURE SCREENING LEVEL (170 mg/kg)
- ND NON-DETECT

0' 80'
SCALE IN FEET

DRAWN BY: L. STRUM
DATE: 9/27/99
REVISED: 03/22/2022
HWPA #111291-01
DWG. NO. 111291S1

FIGURE 1-8
SOIL ANALYTICAL RESULTS
PCE WITHIN TOP OF UNIT C

FORMER BENDIX FACILITY RFI/CMS
980 HURRICANE ROAD
FRANKLIN, INDIANA

IWM CONSULTING GROUP

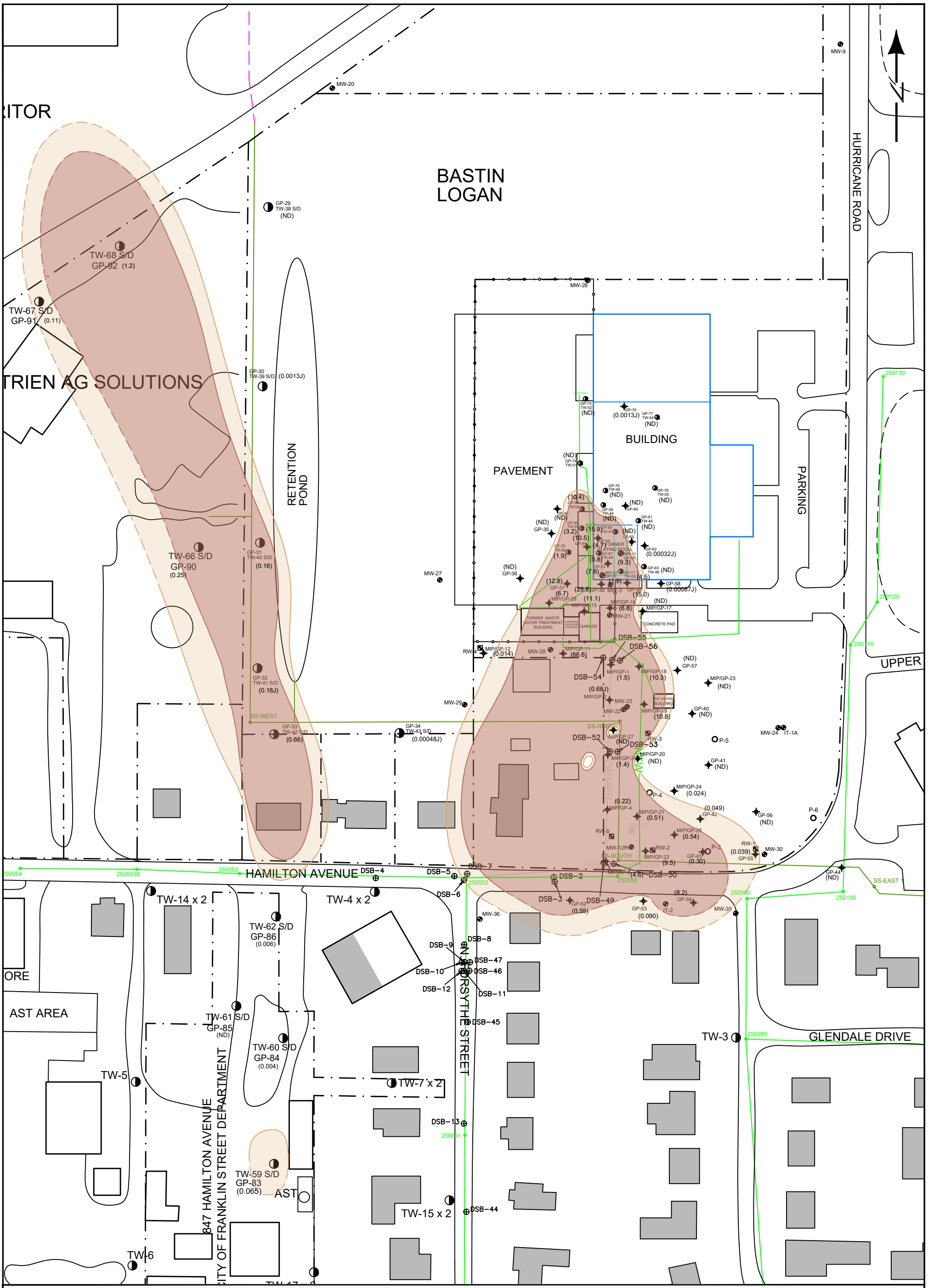

LEGEND

- ABANDONED MONITORING WELL
- MONITORING WELL
- RECOVERY WELL
- PIEZOMETERS
- MIP/GEOPROBE BORING
- PROPERTY LINE (APPROXIMATE)
- STORM SEWER
- SANITARY SEWER
- TEMPORARY WELL/SOIL BORING LOCATION
- DSB SOIL BORING LOCATION
- RESIDENTIAL HOME
  * DETACHED GARAGES & SHEDS NOT SHOWN
- NON-RESIDENTIAL STRUCTURE
- PRIMARY BUILDING WALLS
- TCE > MIGRATION TO GROUNDWATER SCREENING LEVEL (0.036 mg/kg)
- TCE > RECALCULATED MIGRATION TO GROUNDWATER SCREENING LEVEL (0.153 mg/kg)
- ND NON-DETECT

0' 80'
SCALE IN FEET

DRAWN BY: L. STRUM	
DATE: 9/27/99	
REVISED: 01/25/2022	
HWPA #111291-01	
DWG. NO. 111291S1	

FIGURE 1-9
SOIL ANALYTICAL RESULTS
TCE WITHIN TOP OF UNIT C

FORMER BENDIX FACILITY RFI/CMS
980 HURRICANE ROAD
FRANKLIN, INDIANA

iWM CONSULTING GROUP

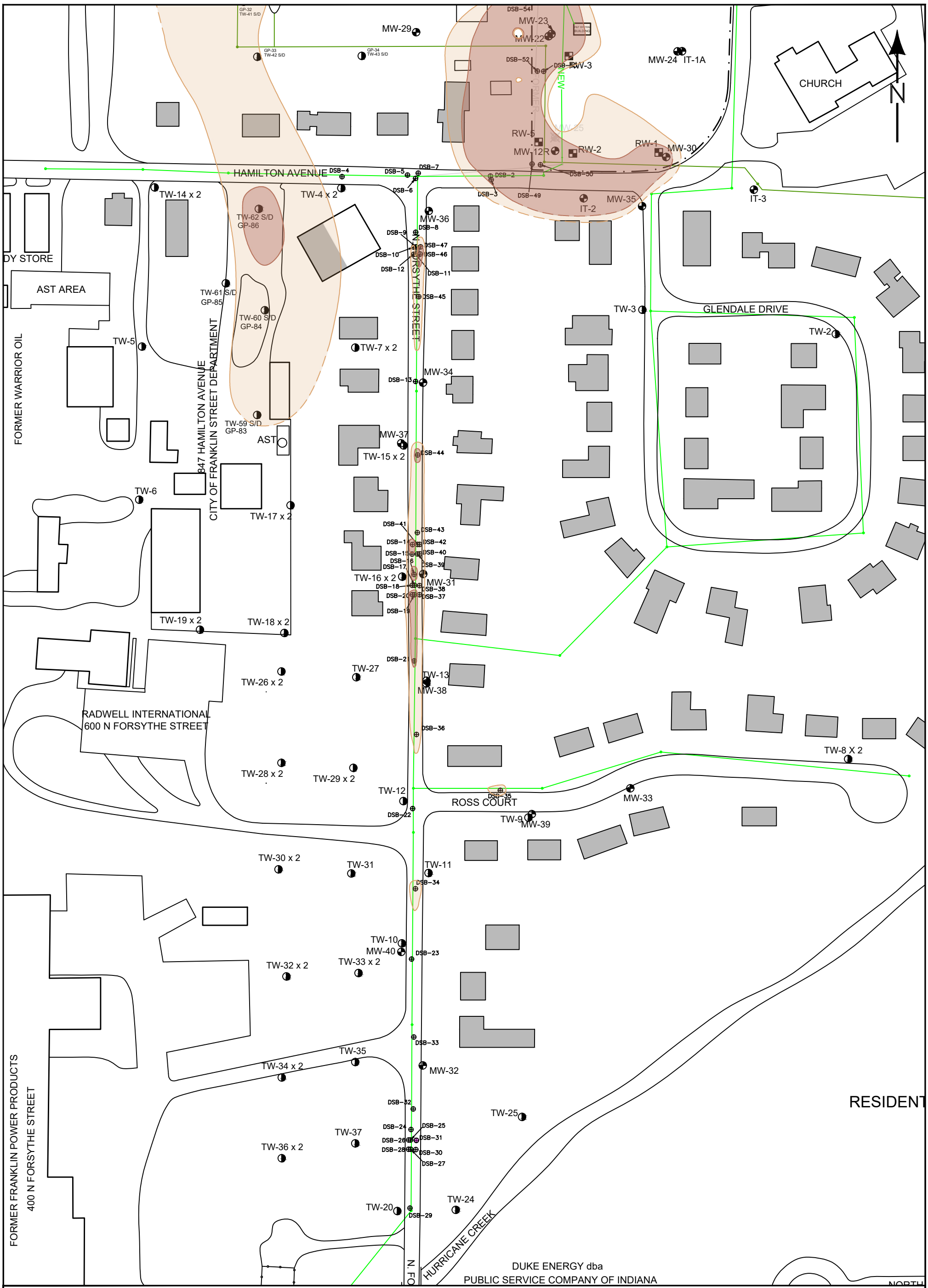

LEGEND

- ABANDONED MONITORING WELL
- MONITORING WELL
- RECOVERY WELL
- TEMPORARY WELLS
- SANITARY SEWER MANHOLE
- STORM SEWER MANHOLE
- PROPERTY LINE (APPROXIMATE)
- STORM SEWER
- SANITARY SEWER
- TEMPORARY WELL/SOIL BORING LOCATION
- DSB SOIL BORING LOCATION
- RESIDENTIAL HOME
  * DETACHED GARAGES & SHEDS NOT SHOWN
- NON-RESIDENTIAL STRUCTURE
- PRIMARY BUILDING WALLS
- TCE > MIGRATION TO GROUNDWATER SCREENING LEVEL (0.036 mg/kg)
- TCE > RECALCULATED MIGRATION TO GROUNDWATER SCREENING LEVEL (0.153 mg/kg)
- ND NON-DETECT

0' 120'
SCALE IN FEET

DRAWN BY: L. STRUM
DATE: 9/27/99
REVISED: 03/22/2022
HWPA #111291-01
DWG. NO. 111291S1

FIG 1-10
OFF-SITE AREA SOIL
TCE WITHIN UNIT B

FORMER BENDIX FACILITY RFI/CMS
980 HURRICANE ROAD
FRANKLIN, INDIANA

iWM CONSULTING GROUP

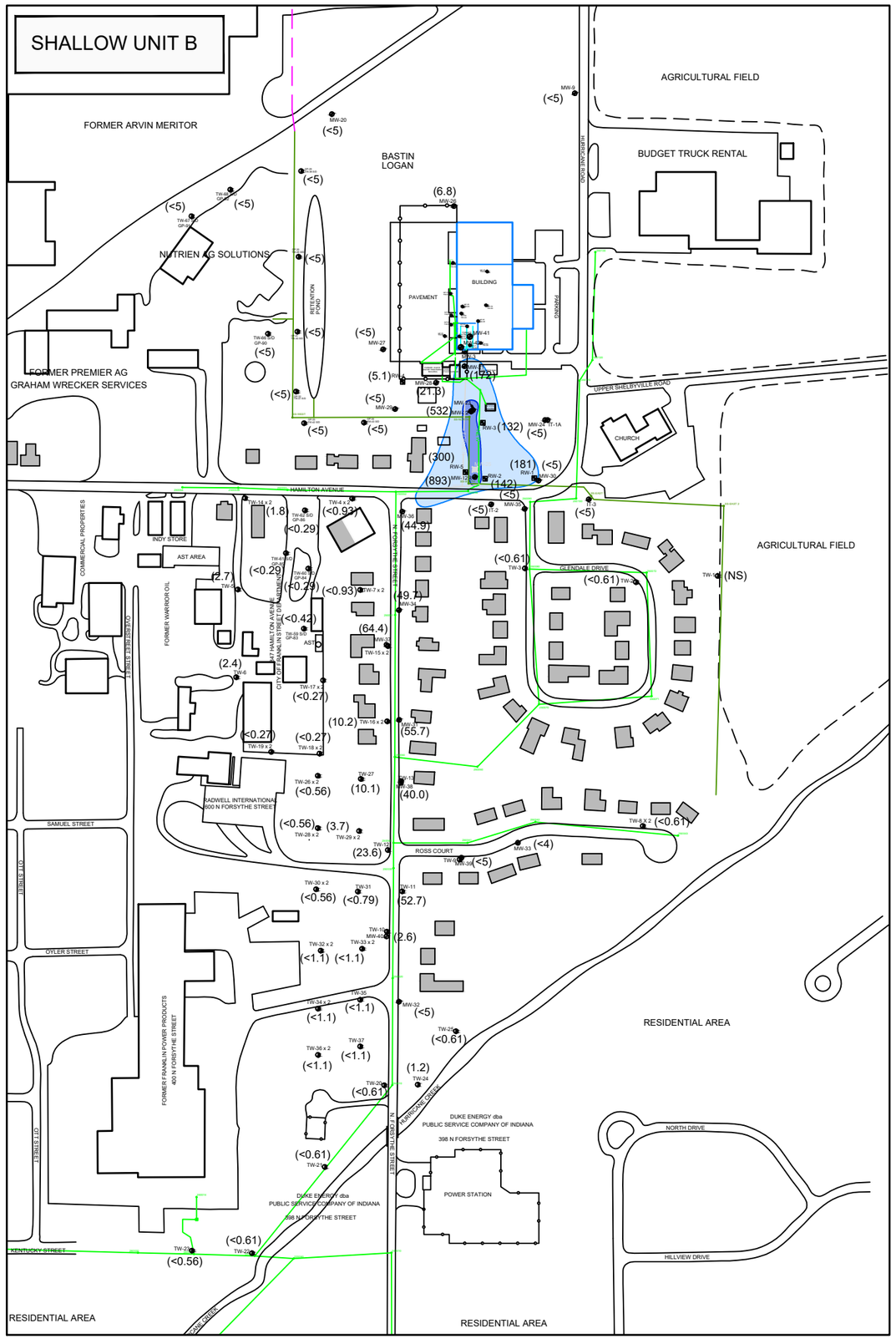

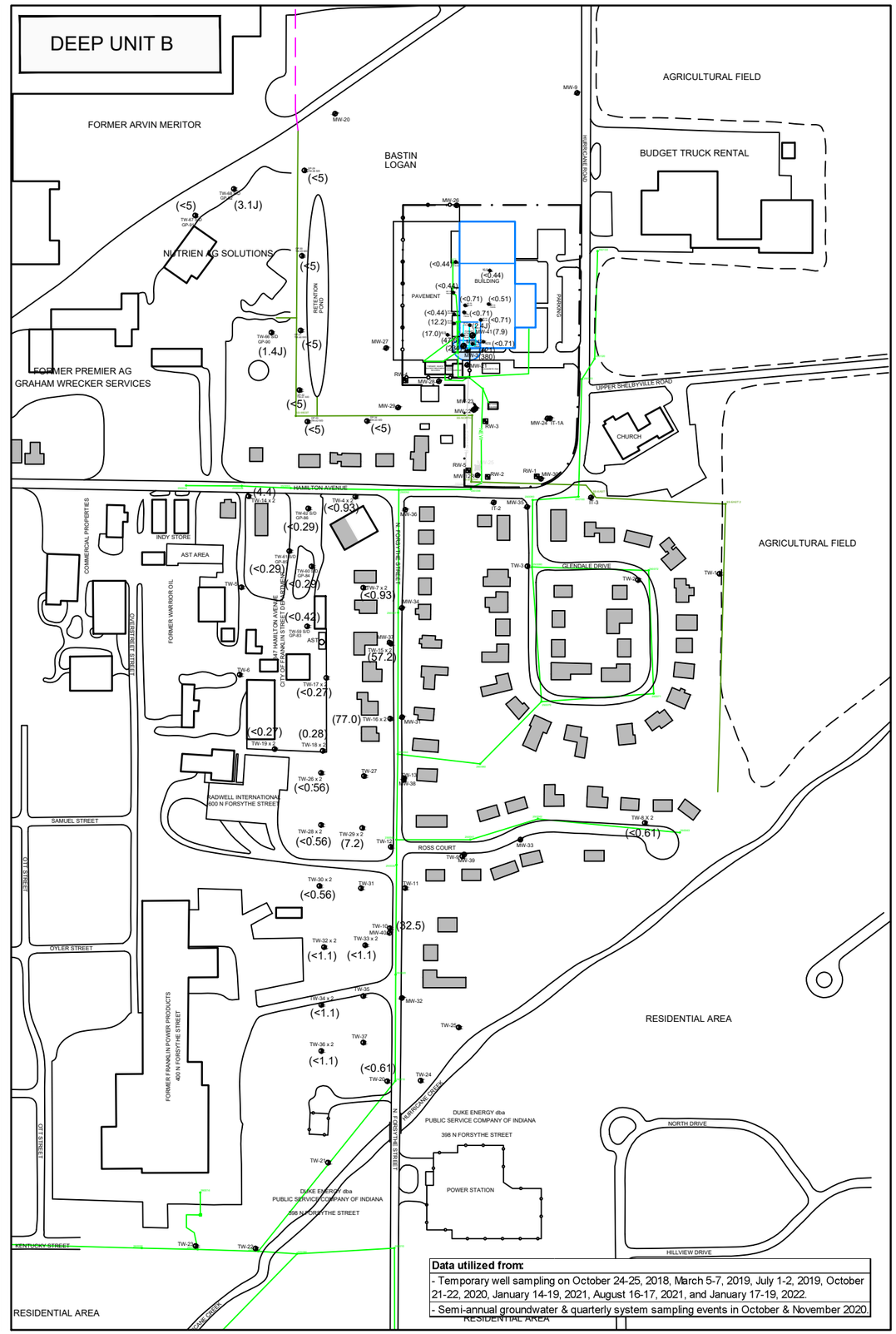

Data utilized from:

- Temporary well sampling on October 24-25, 2018, March 5-7, 2019, July 1-2, 2019, October 21-22, 2020, January 14-19, 2021, August 16-17, 2021, and January 17-19, 2022.
- Semi-annual groundwater & quarterly system sampling events in October & November 2020.

LEGEND

- PROPERTY LINE (APPROX.)
- STORM SEWER
- SANITARY SEWER
- ABANDONED MONITORING WELL
- MONITORING WELL
- RECOVERY WELL
- TEMPORARY WELLS
- RESIDENTIAL HOME * DETACHED GARAGES & SHEDS NOT SHOWN
- NON-RESIDENTIAL STRUCTURE
- PRIMARY BUILDING WALLS
- PCE CONCENTRATION >110 ug/L (RESIDENTIAL SCREENING LEVEL)
- PCE CONCENTRATION >470 ug/L (COMMERCIAL/INDUSTRIAL SCREENING LEVEL)
- (153) PCE CONCENTRATION AT MONITORING POINT IN ug/L

NOTE: LONG-TERM CLEANUP OBJECTIVE = MCL 5 ug/L

FIGURE 1-11
GROUNDWATER PCE ISOCONCENTRATION MAP

FORMER BENDIX FACILITY RFI/CMS
980 HURRICANE ROAD
FRANKLIN, INDIANA

N

0' 300'
SCALE IN FEET

iWM CONSULTING GROUP

DRAWN BY: C.NEWELL
DATE: 06/09/2020
REVISED: 01/27/2022
HWPA #111291-01
DWG. NO. 111291S1

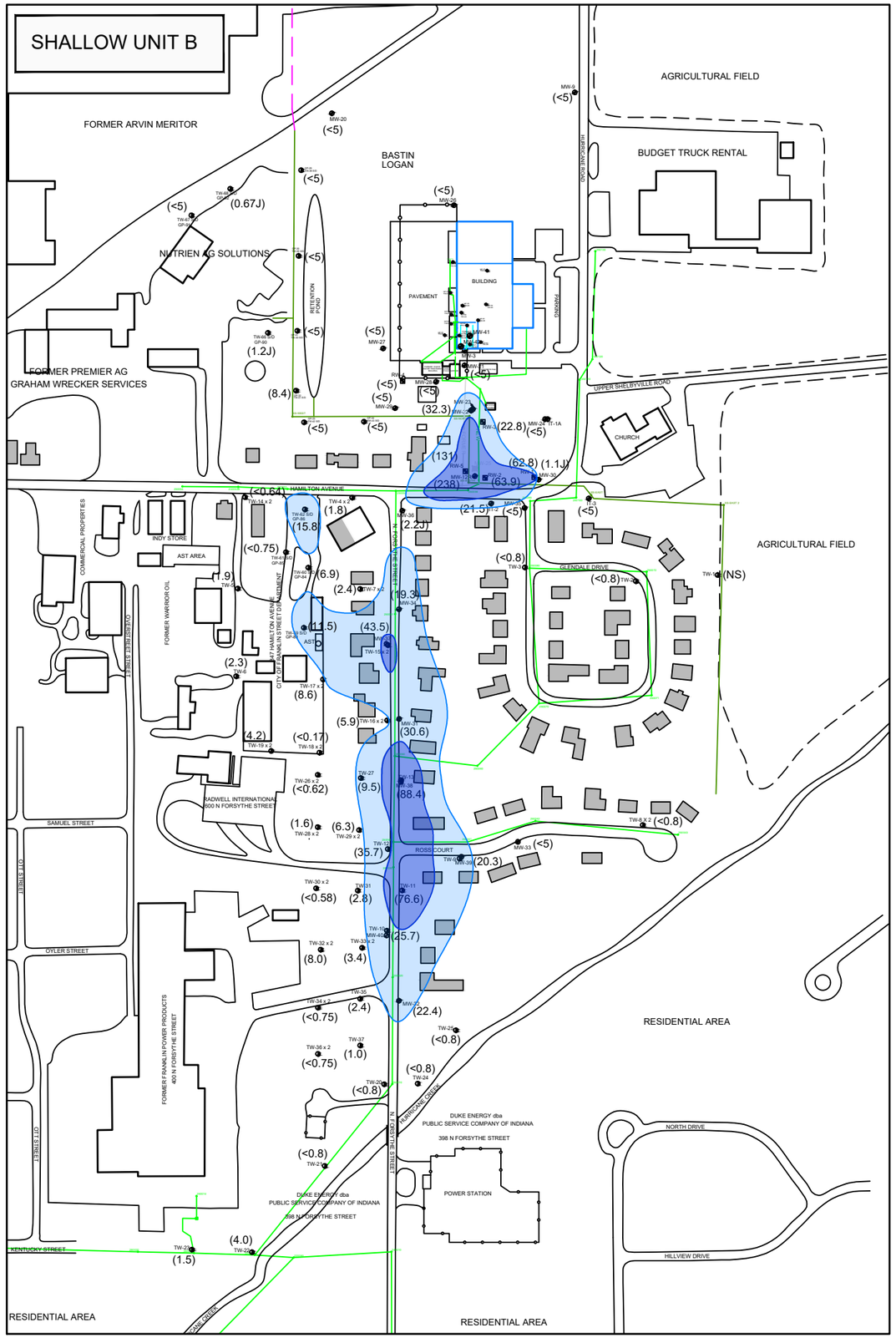

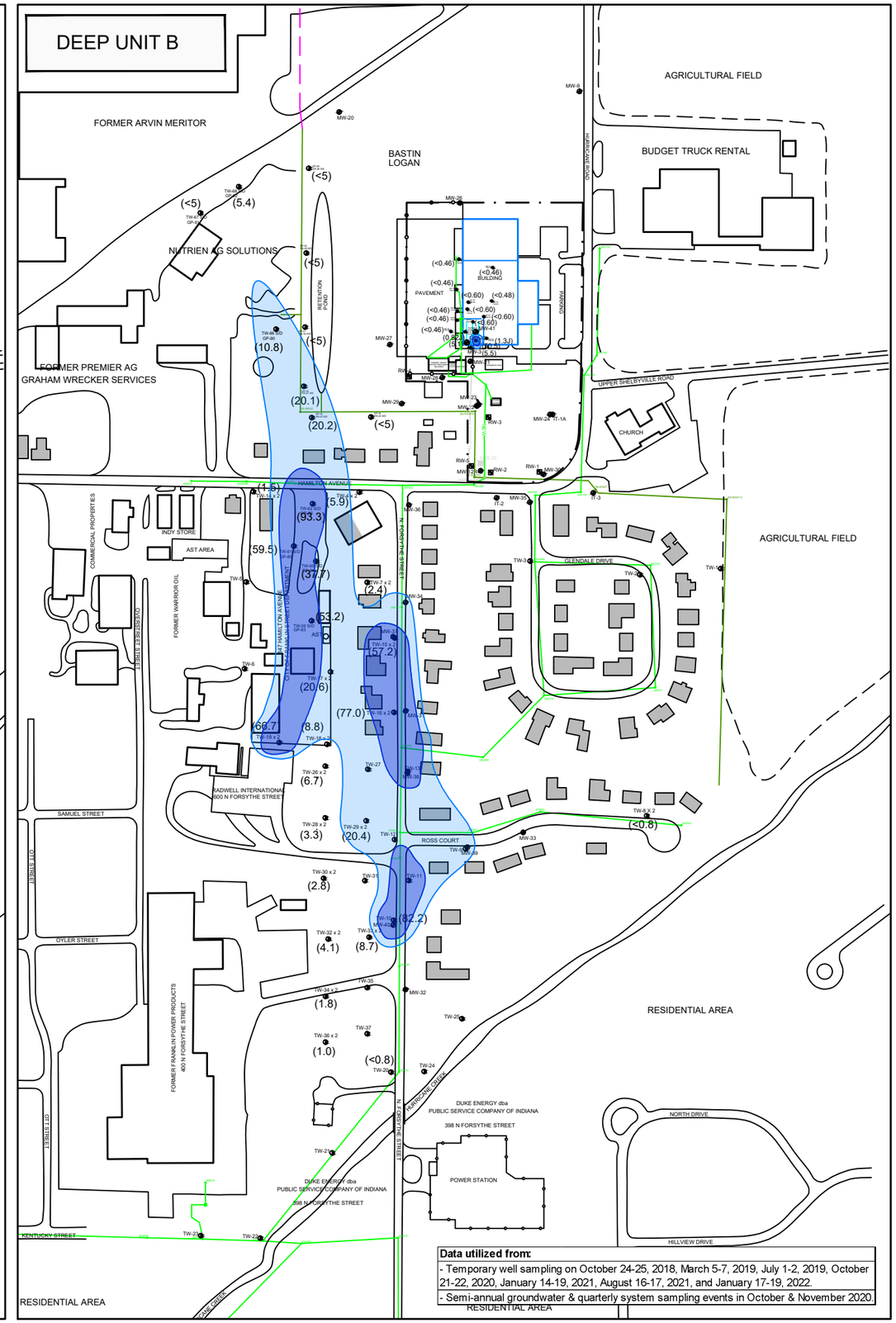

Data utilized from:

- Temporary well sampling on October 24-25, 2018, March 5-7, 2019, July 1-2, 2019, October 21-22, 2020, January 14-19, 2021, August 16-17, 2021, and January 17-19, 2022.
- Semi-annual groundwater & quarterly system sampling events in October & November 2020.

LEGEND

- PROPERTY LINE (APPROX.)
- STORM SEWER
- SANITARY SEWER
- ABANDONED MONITORING WELL
- MONITORING WELL
- RECOVERY WELL
- TEMPORARY WELLS
- RESIDENTIAL HOME * DETACHED GARAGES & SHEDS NOT SHOWN
- NON-RESIDENTIAL STRUCTURE
- PRIMARY BUILDING WALLS
- TCE CONCENTRATION >9.1 ug/L (RESIDENTIAL SCREENING LEVEL)
- TCE CONCENTRATION >38 ug/L (COMMERCIAL/INDUSTRIAL SCREENING LEVEL)
- (153) TCE CONCENTRATION AT MONITORING POINT IN ug/L

NOTE: LONG-TERM CLEANUP OBJECTIVE = MCL 5 ug/L

FIGURE 1-12
GROUNDWATER TCE ISOCONCENTRATION MAP

FORMER BENDIX FACILITY RFI/CMS
980 HURRICANE ROAD
FRANKLIN, INDIANA

N

0' 300'
SCALE IN FEET

iWM CONSULTING GROUP

DRAWN BY: C.NEWELL
DATE: 06/09/2020
REVISED: 01/27/2022
HWPA #111291-01
DWG. NO. 111291S1

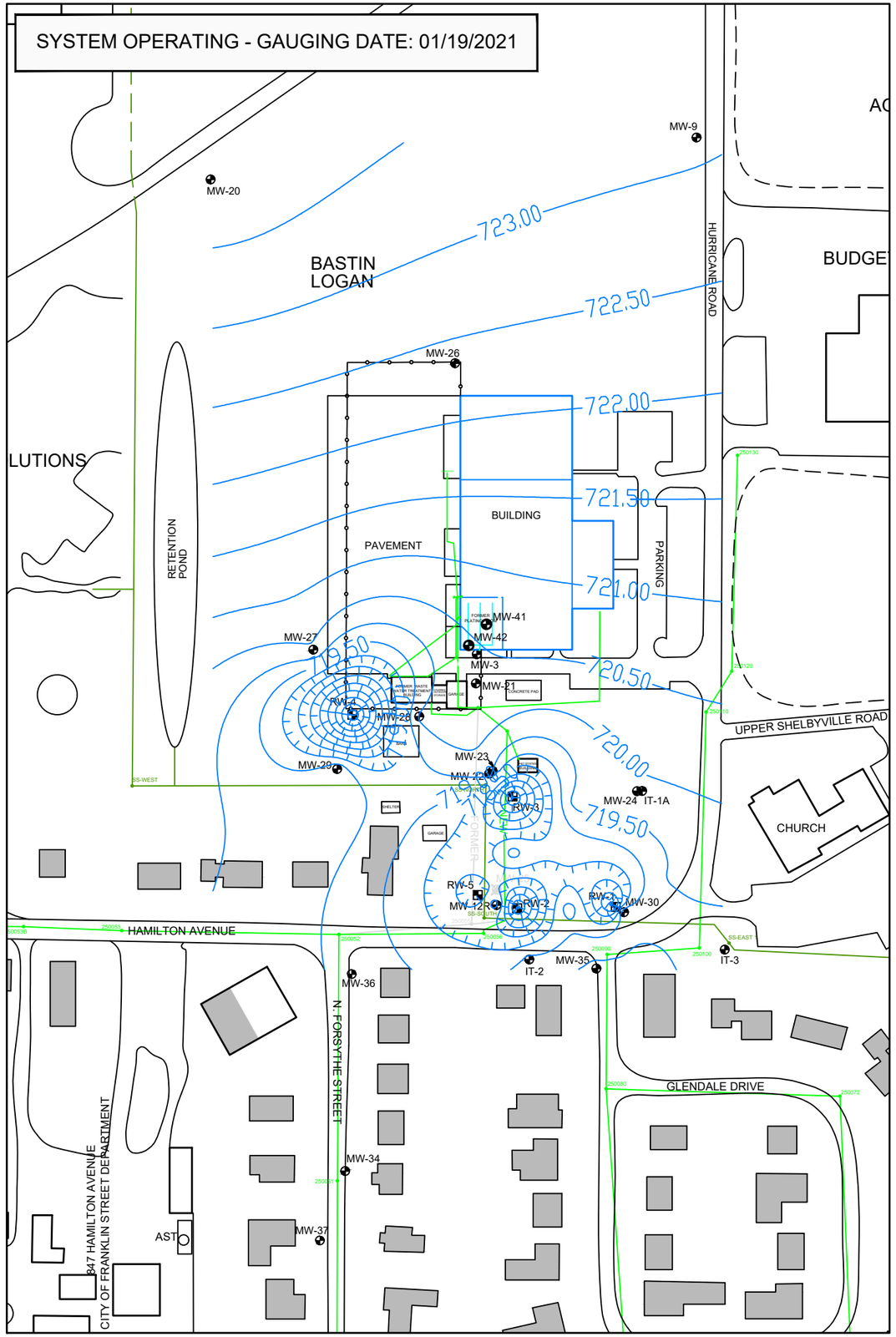

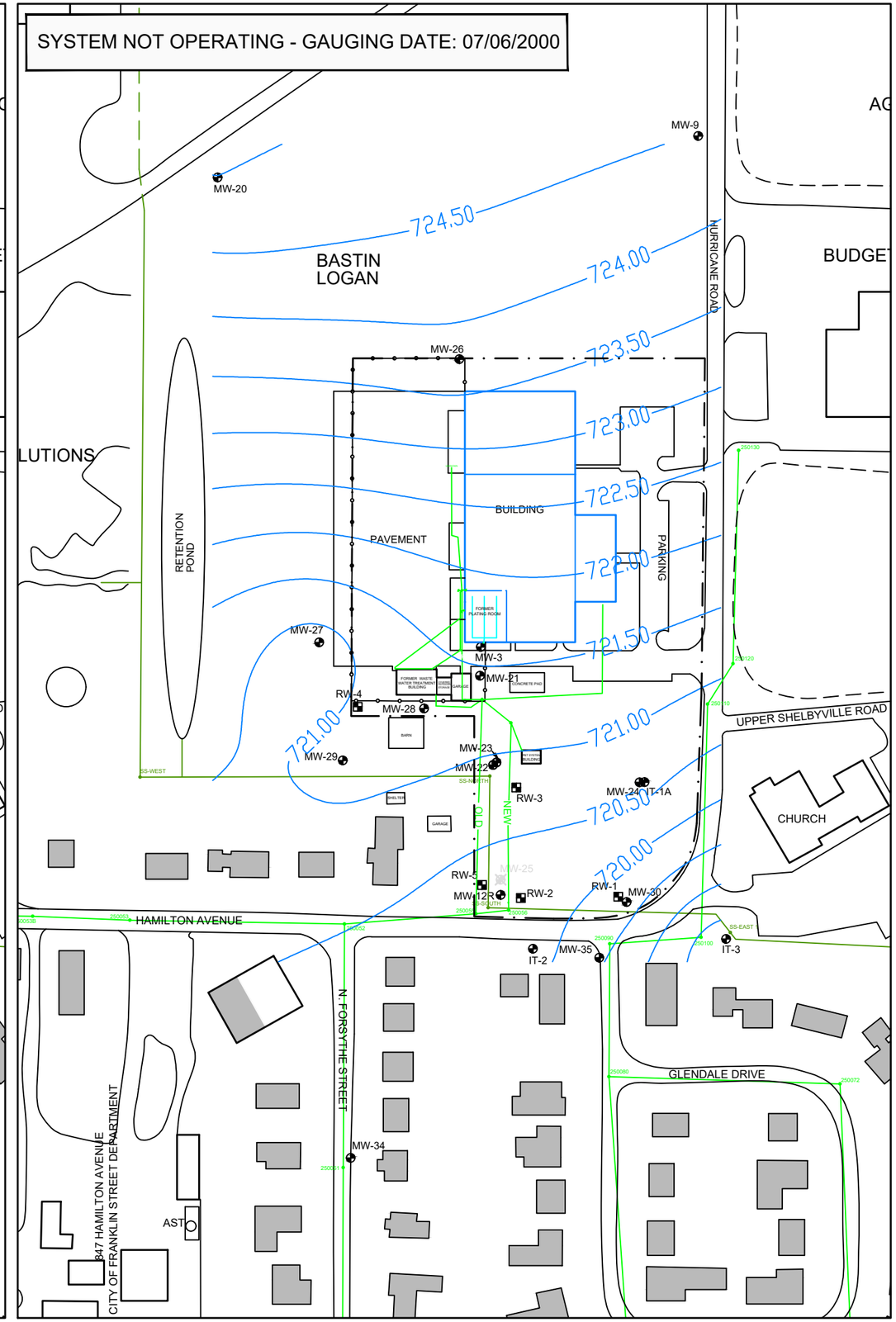

LEGEND

- PROPERTY LINE (APPROX.)
- STORM SEWER
- SANITARY SEWER
- ABANDONED MONITORING WELL
- MONITORING WELL
- RECOVERY WELL
- RESIDENTIAL HOME
  * DETACHED GARAGES & SHEDS NOT SHOWN
- NON-RESIDENTIAL STRUCTURE
- PRIMARY BUILDING WALLS
- 721.0 — POTENTIONMETRIC SURFACE (CONTOUR INTERVAL = 0.5 FT.)

FIGURE 1-13A
GROUNDWATER POTENTIOMETRIC MAP

FORMER BENDIX FACILITY RFI/CMS
980 HURRICANE ROAD
FRANKLIN, INDIANA

N

0' 150'
SCALE IN FEET

iWM CONSULTING GROUP

DRAWN BY: C.NEWELL
DATE: 06/09/2020
REVISED: 10/25/2021
HWPA #111291-01
DWG. NO. 111291S1

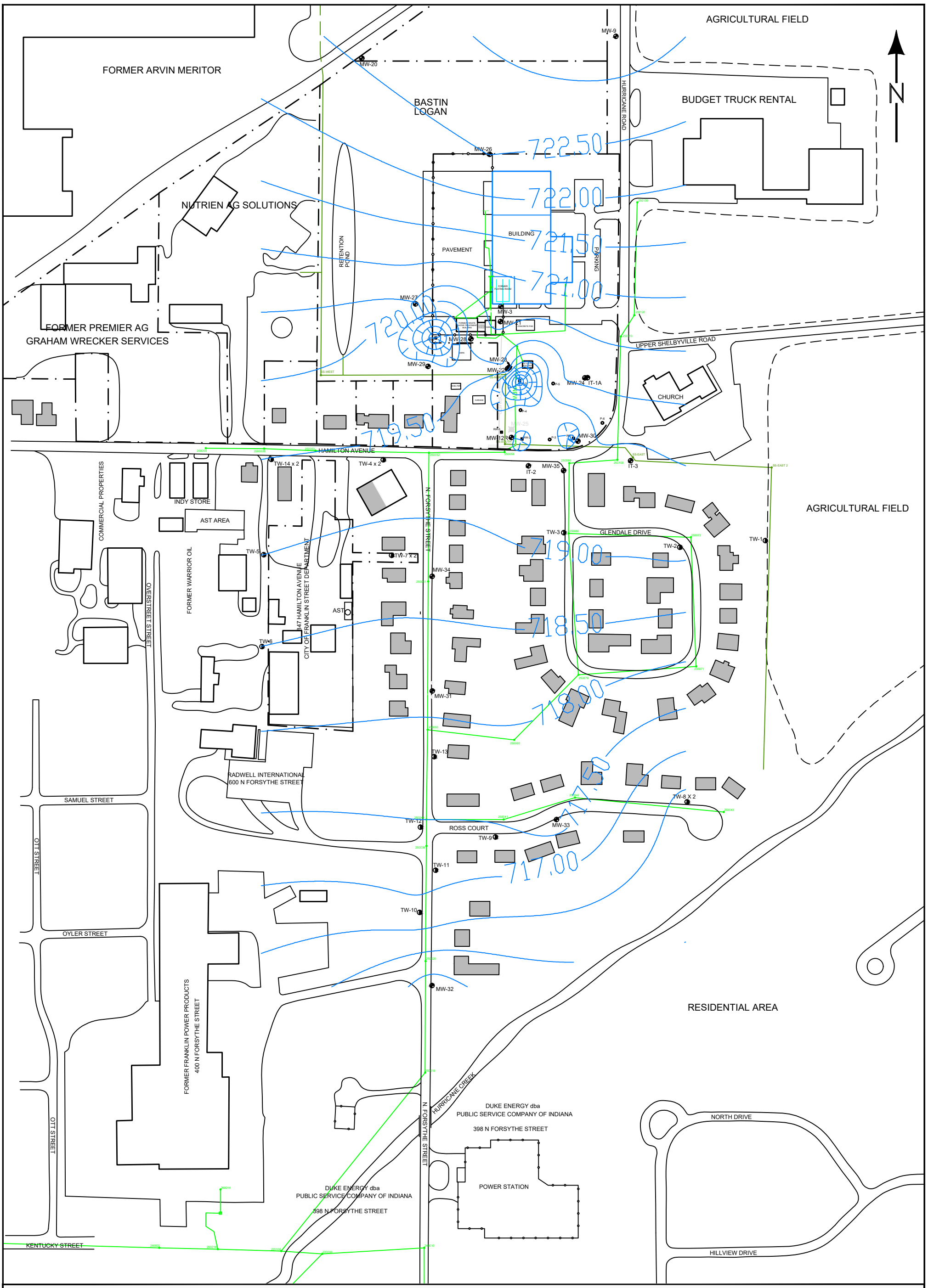

LEGEND

- ABANDONED MONITORING WELL
- MONITORING WELL
- RECOVERY WELL
- PIEZOMETERS
- MIP/GEOPROBE BORING
- PROPERTY LINE (APPROXIMATE)
- STORM SEWER
- SANITARY SEWER
- STEEL-CASED MONITORING WELL
- RESIDENTIAL HOME
  * DETACHED GARAGES & SHEDS NOT SHOWN
- NON-RESIDENTIAL STRUCTURE
- PRIMARY BUILDING WALLS
- TEMPORARY WELL/SOIL BORING LOCATION
- 721.0 POTENTIOMETRIC SURFACE (CONTOUR INTERVAL = 0.5 FT.)

* RECOVERY WELLS NOT GAUGED DURING EVENT; HOWEVER, MAP CONSTRUCTED USING AVERAGE DTW READINGS FROM MONTHLY O&M EVENTS.

0' 200'
SCALE IN FEET

DRAWN BY: L. STRUM
DATE: 9/27/99
REVISED: 10/27/2021
HWPA #111291-01
DWG. NO. 111291S1

FIGURE 1-13B
GROUNDWATER ELEVATION MAP (10/29/2018)

FORMER BENDIX FACILITY RFI/CMS
980 HURRICANE ROAD
FRANKLIN, INDIANA

IWM CONSULTING GROUP

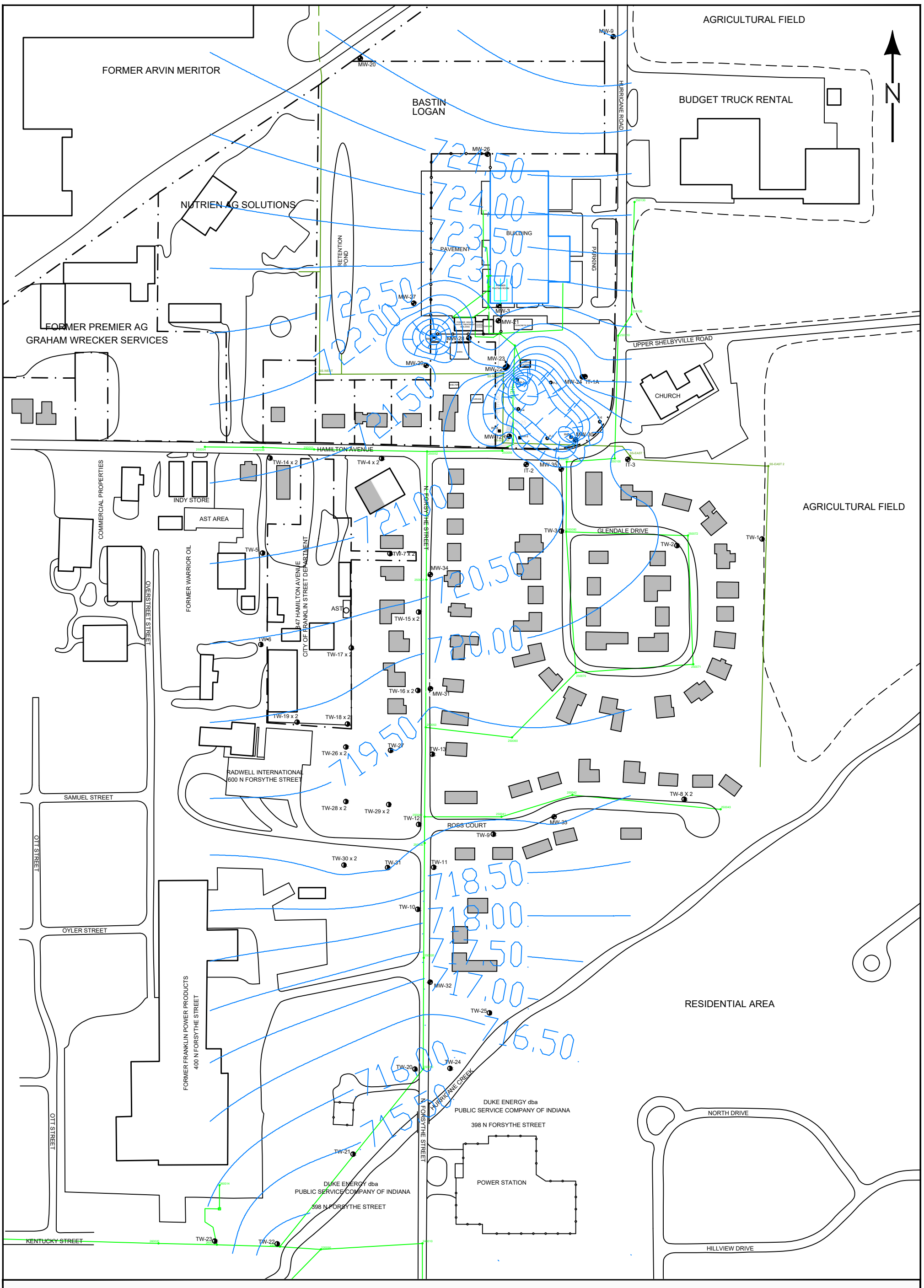

LEGEND

- ABANDONED MONITORING WELL
- MONITORING WELL
- RECOVERY WELL
- PIEZOMETERS
- MIP/GEOPROBE BORING
- PROPERTY LINE (APPROXIMATE)
- STORM SEWER
- SANITARY SEWER
- STEEL-CASED MONITORING WELL
- RESIDENTIAL HOME
  * DETACHED GARAGES & SHEDS NOT SHOWN
- NON-RESIDENTIAL STRUCTURE
- PRIMARY BUILDING WALLS
- TEMPORARY WELL/SOIL BORING LOCATION
- 721.0 POTENTIONMETRIC SURFACE (CONTOUR INTERVAL = 0.5 FT.)

* RECOVERY WELLS NOT GAUGED DURING EVENT; HOWEVER, MAP CONSTRUCTED USING AVERAGE DTW READINGS FROM MONTHLY O&M EVENTS.

0' 200'
SCALE IN FEET

DRAWN BY: L. STRUM
DATE: 9/27/99
REVISED: 10/27/2021
HWPA #111291-01
DWG. NO. 111291S1

FIGURE 1-13C
GROUNDWATER ELEVATION MAP (03/07/2019)

FORMER BENDIX FACILITY RFI/CMS
980 HURRICANE ROAD
FRANKLIN, INDIANA

IWM CONSULTING GROUP

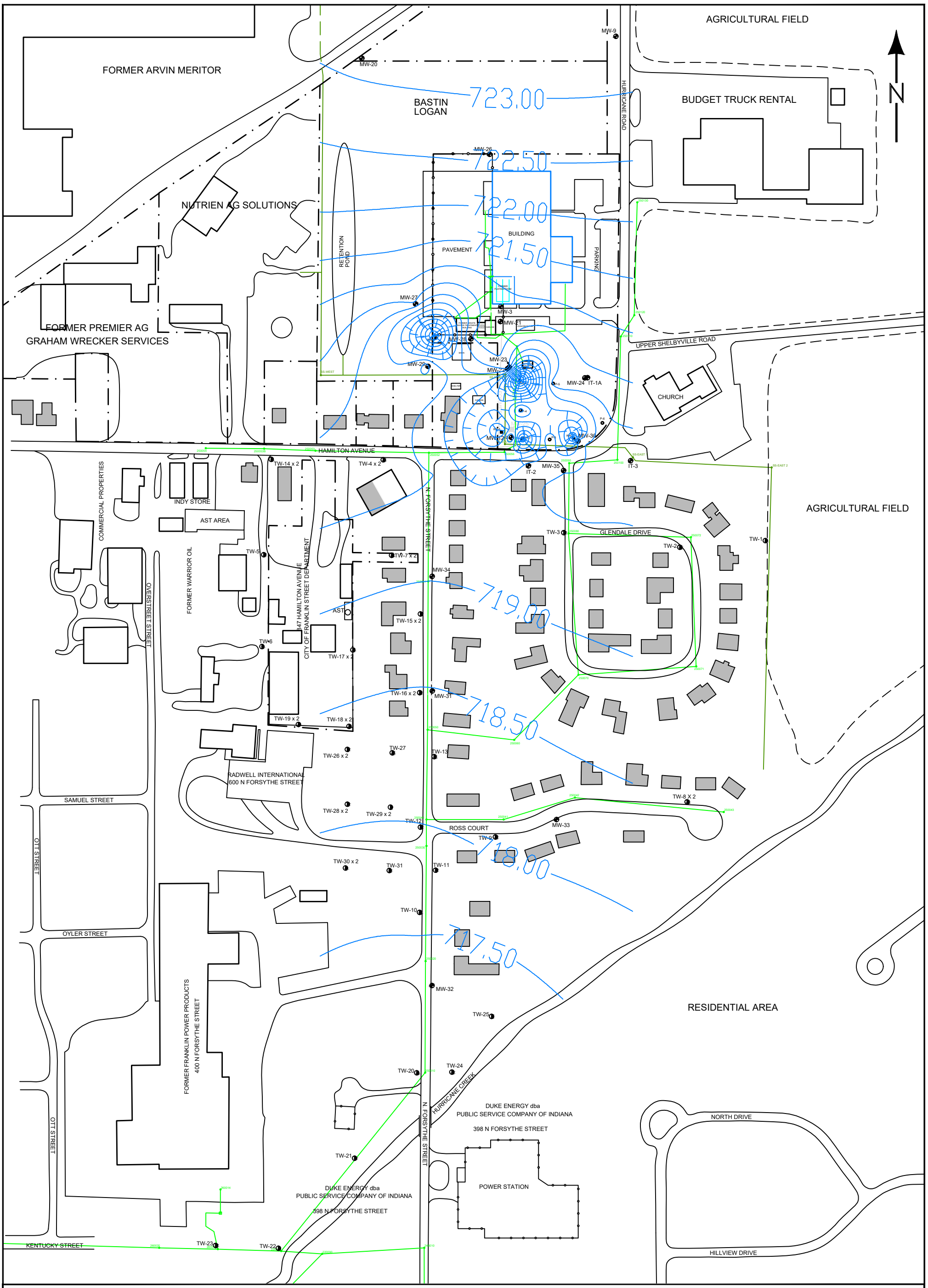

LEGEND

- ABANDONED MONITORING WELL
- MONITORING WELL
- RECOVERY WELL
- PIEZOMETERS
- MIP/GEOPROBE BORING
- PROPERTY LINE (APPROXIMATE)
- STORM SEWER
- SANITARY SEWER
- STEEL-CASED MONITORING WELL
- RESIDENTIAL HOME
  * DETACHED GARAGES & SHEDS NOT SHOWN
- NON-RESIDENTIAL STRUCTURE
- PRIMARY BUILDING WALLS
- TEMPORARY WELL/SOIL BORING LOCATION
- 721.0 POTENTIONMETRIC SURFACE (CONTOUR INTERVAL = 0.5 FT.)

* AVERAGE DTW READINGS FROM MONTHLY O&M EVENTS USED FOR RECOVERY WELL RW-4 DURING CONSTRUCTION OF THIS MAP DUE TO GAUGING ERROR.

0' 200'
SCALE IN FEET

DRAWN BY: L. STRUM
DATE: 9/27/99
REVISED: 10/27/2021
HWPA #111291-01
DWG. NO. 111291S1

FIGURE 1-13D
GROUNDWATER ELEVATION MAP (09/21/2020)

FORMER BENDIX FACILITY RFI/CMS
980 HURRICANE ROAD
FRANKLIN, INDIANA

IWM CONSULTING GROUP

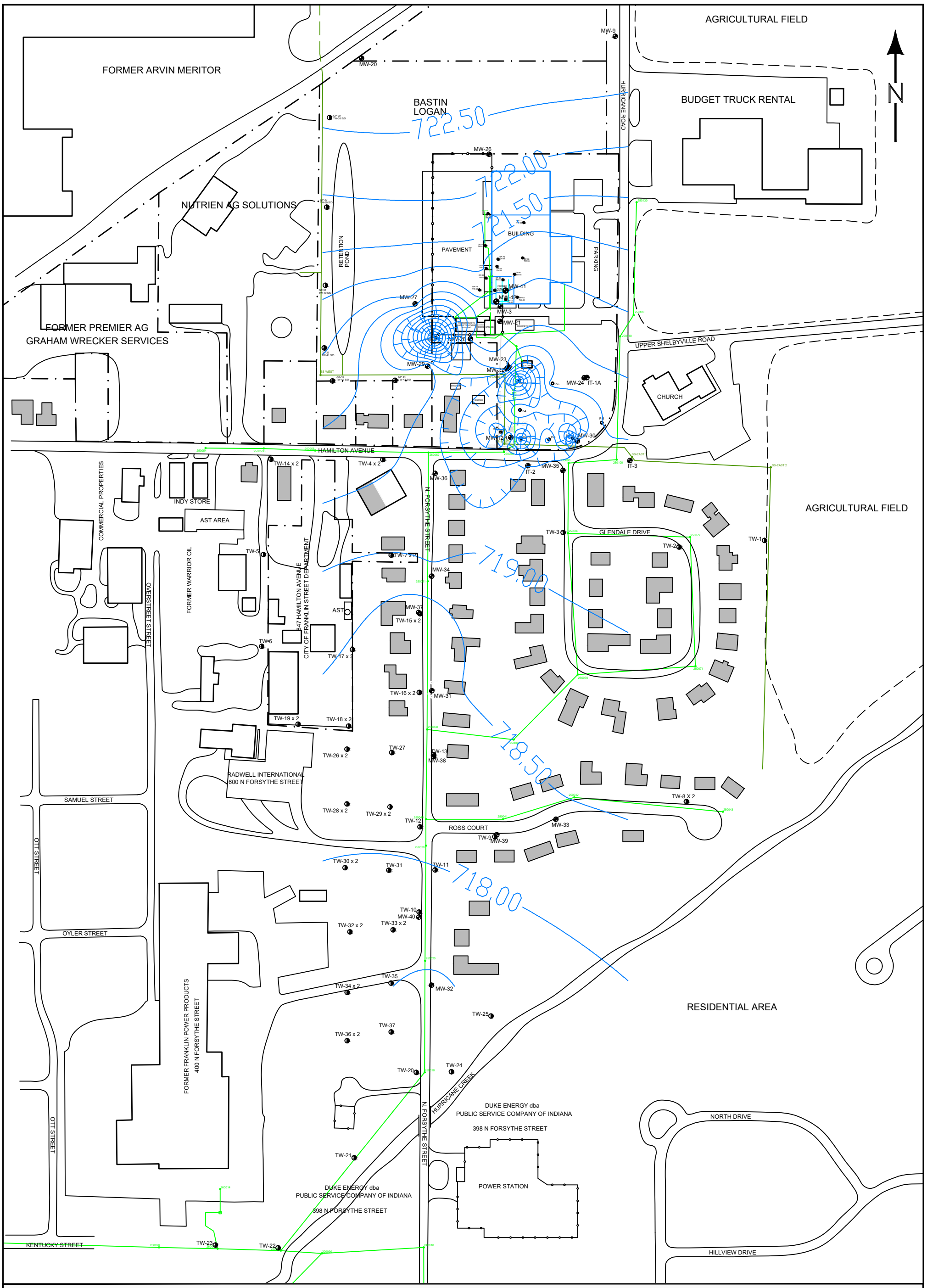

DRAWN BY: L. STRUM	FIGURE 1-13E GROUNDWATER ELEVATION MAP (01/19/2021)	FORMER BENDIX FACILITY RFI/CMS 980 HURRICANE ROAD FRANKLIN, INDIANA	iWM CONSULTING GROUP
DATE: 9/27/99			
REVISED: 10/27/2021			
HWPA #111291-01			
DWG. NO. 111291S1			

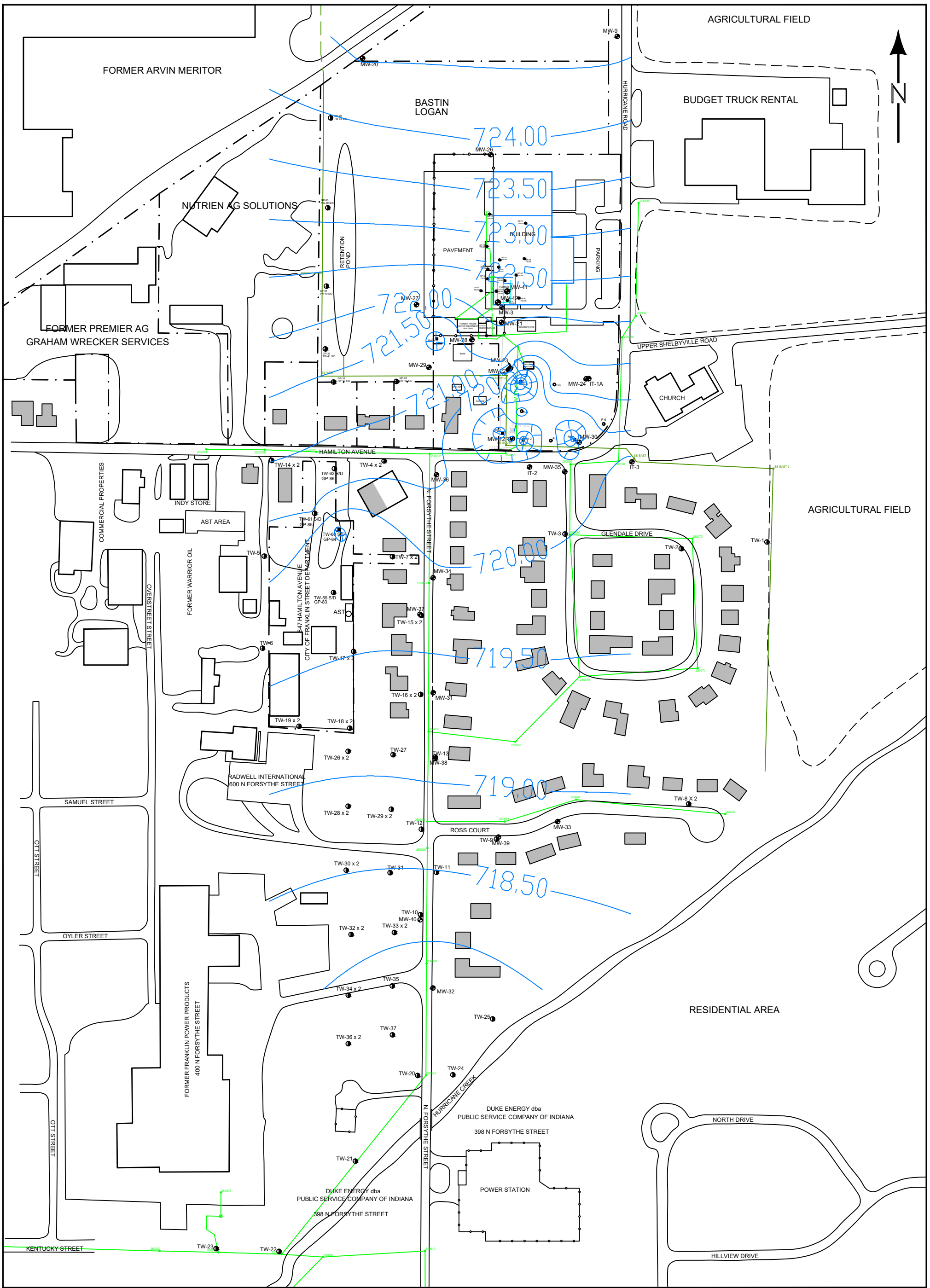

LEGEND

- ABANDONED MONITORING WELL
- MONITORING WELL
- RECOVERY WELL
- PIEZOMETERS
- MIP/GEOPROBE BORING
- PROPERTY LINE (APPROXIMATE)
- STORM SEWER
- SANITARY SEWER
- STEEL-CASED MONITORING WELL
- RESIDENTIAL HOME
  * DETACHED GARAGES & SHEDS NOT SHOWN
- NON-RESIDENTIAL STRUCTURE
- PRIMARY BUILDING WALLS
- TEMPORARY WELL/SOIL BORING LOCATION
- 721.0 — POTENTIONMETRIC SURFACE (CONTOUR INTERVAL = 0.5 FT.)

0' 200'
SCALE IN FEET

DRAWN BY: L. STRUM	
DATE: 9/27/99	
REVISED: 10/27/2021	
HWPA #111291-01	
DWG. NO. 111291S1	

FIGURE 1-13F
GROUNDWATER ELEVATION MAP (08/16/2021)

FORMER BENDIX FACILITY RFI/CMS
980 HURRICANE ROAD
FRANKLIN, INDIANA

iWM CONSULTING GROUP

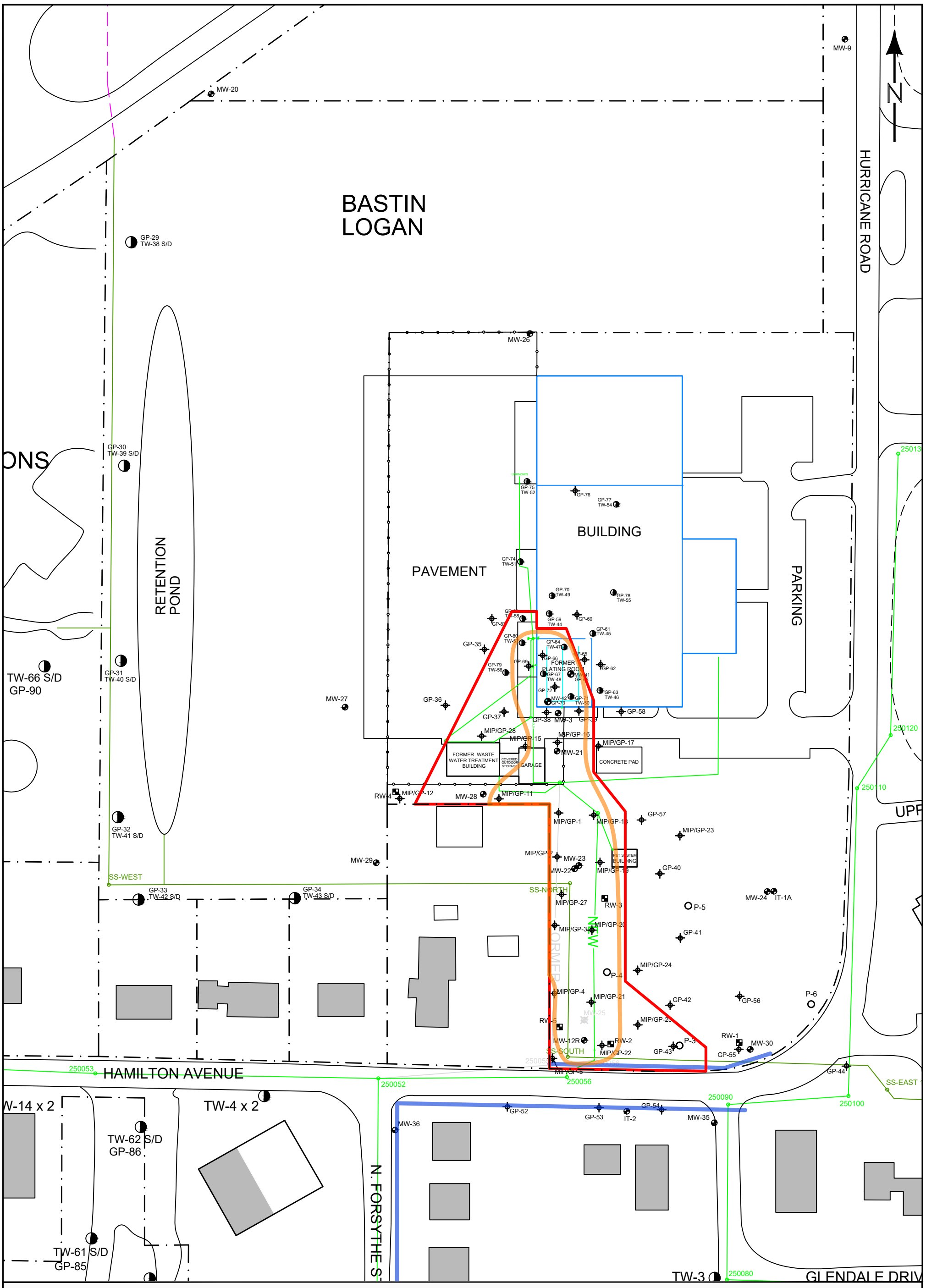

LEGEND

- ABANDONED MONITORING WELL
- MONITORING WELL
- RECOVERY WELL
- PIEZOMETERS
- MIP/GEOPROBE BORING
- PROPERTY LINE (APPROXIMATE)
- STORM SEWER
- SANITARY SEWER
- TEMPORARY WELL/SOIL BORING LOCATION
- DSB SOIL BORING LOCATION
- RESIDENTIAL HOME
  * DETACHED GARAGES & SHEDS NOT SHOWN
- NON-RESIDENTIAL STRUCTURE
- IN-SITU REMEDIATION AREA
- PERMEABLE REACTIVE BARRIER
- SOURCE AREA (PCE/TCE > 40 mg/kg)

* NOTE: PERSONAL PROPERTY INFORMATION OMITTED

0' 80'
SCALE IN FEET

DRAWN BY: L. STRUM
DATE: 9/27/99
REVISED: 03/22/2022
HWPA #111291-01
DWG. NO. 111291S1

FIGURE 3-1
PROPOSED ON-SITE
REMEDIATION AREA

FORMER BENDIX FACILITY RFI/CMS
980 HURRICANE ROAD
FRANKLIN, INDIANA

iWM CONSULTING GROUP

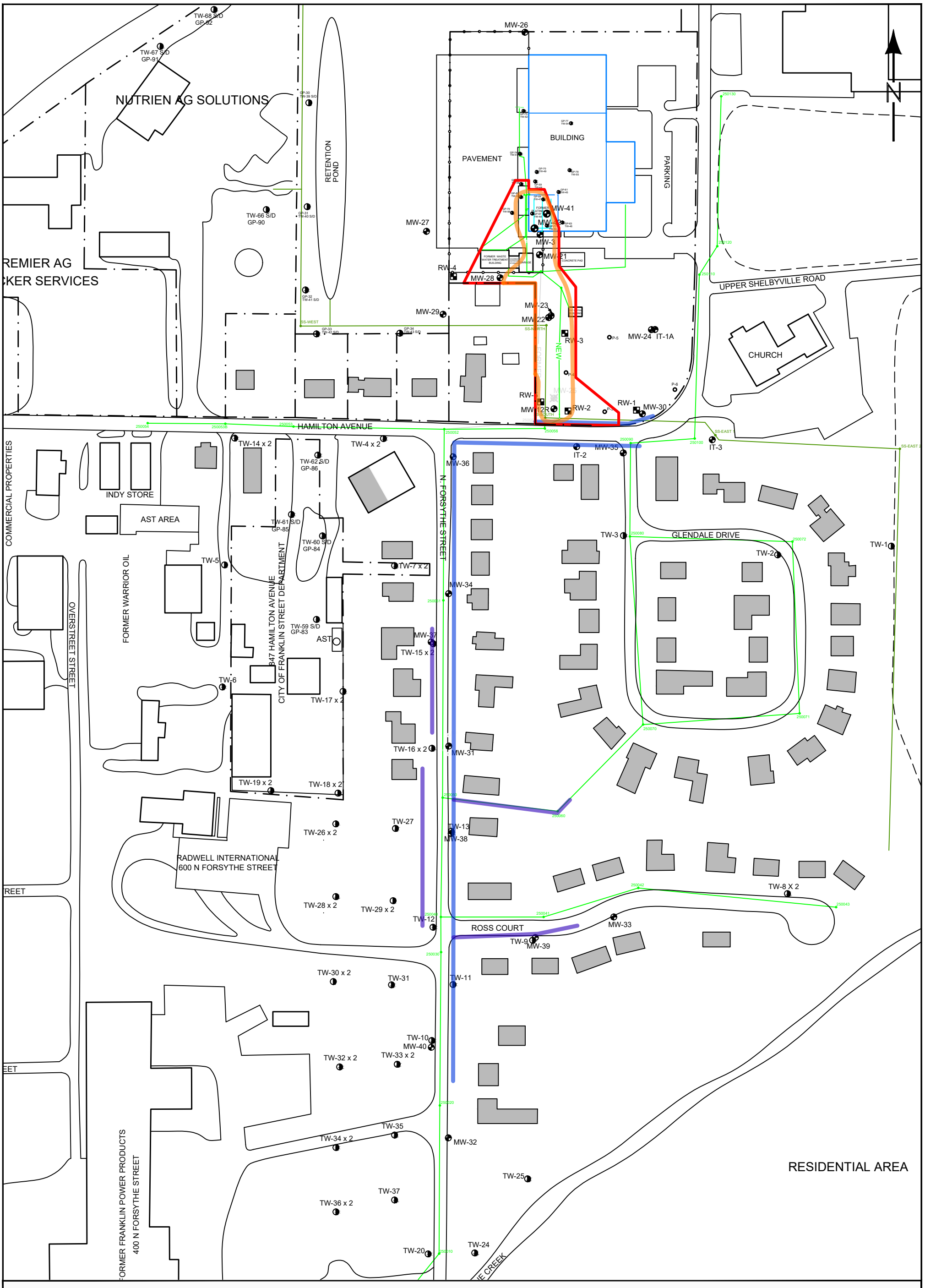

LEGEND

- ABANDONED MONITORING WELL
- MONITORING WELL
- RECOVERY WELL
- PIEZOMETERS
- MIP/GEOPROBE BORING
- PROPERTY LINE (APPROXIMATE)
- STORM SEWER
- SANITARY SEWER
- TEMPORARY WELL/SOIL BORING LOCATION
- DSB SOIL BORING LOCATION
- RESIDENTIAL HOME * DETACHED GARAGES & SHEDS NOT SHOWN
- NON-RESIDENTIAL STRUCTURE
- IN-SITU REMEDIATION AREA
- PERMEABLE REACTIVE BARRIER
- SOURCE AREA (PCE/TCE > 40 mg/kg)

0' 150'
SCALE IN FEET

DRAWN BY: L. STRUM	
DATE: 9/27/99	
REVISED: 03/22/2022	
HWPA #111291-01	
DWG. NO. 111291S1	

FIGURE 3-2
PROPOSED OFF-SITE
REMEDIATION AREA

FORMER BENDIX FACILITY RFI/CMS
980 HURRICANE ROAD
FRANKLIN, INDIANA

IWM CONSULTING GROUP

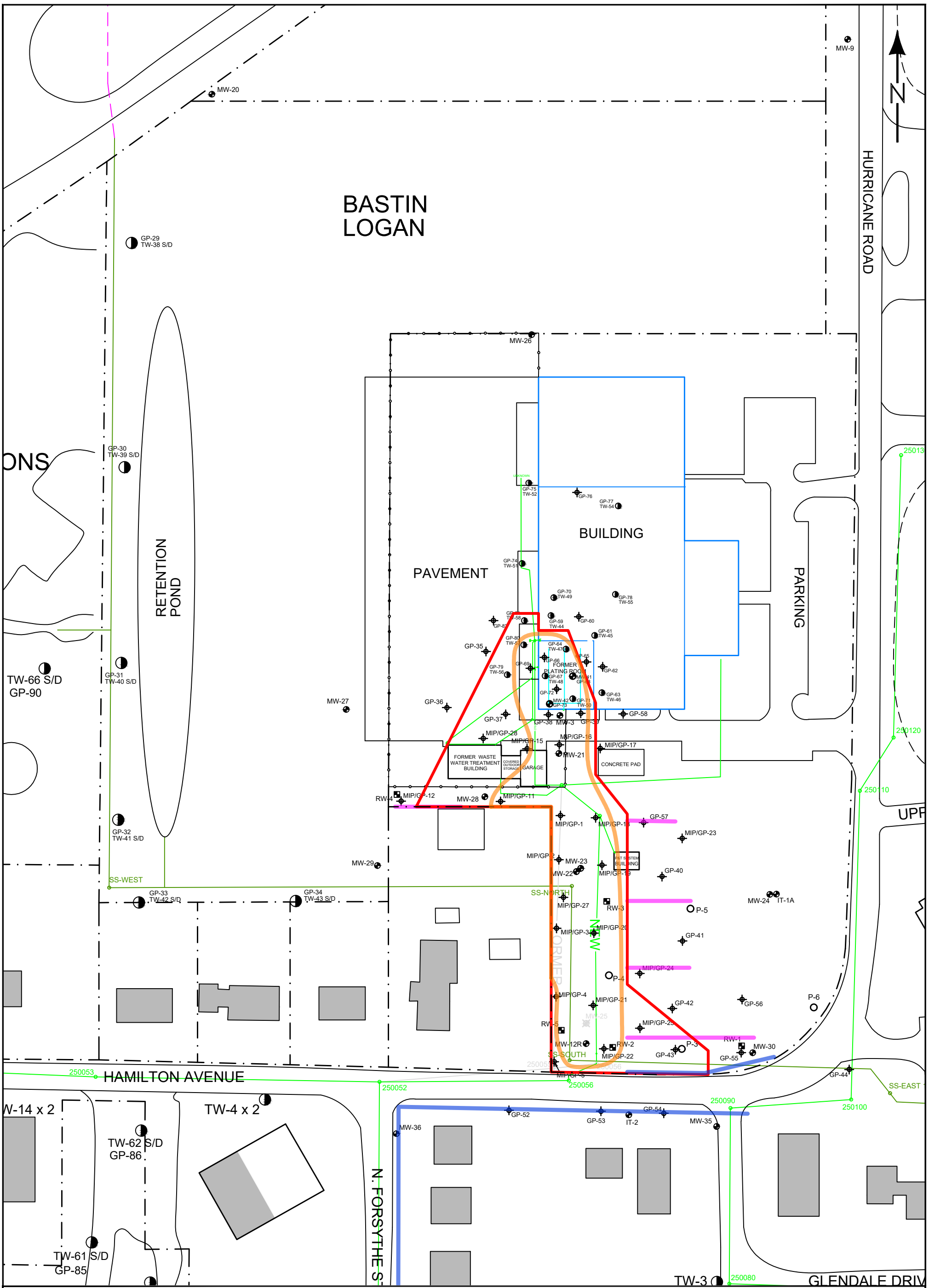

LEGEND

- ABANDONED MONITORING WELL
- MONITORING WELL
- RECOVERY WELL
- PIEZOMETERS
- MIP/GEOPROBE BORING
- PROPERTY LINE (APPROXIMATE)
- STORM SEWER
- SANITARY SEWER
- TEMPORARY WELL/SOIL BORING LOCATION
- DSB SOIL BORING LOCATION
- RESIDENTIAL HOME
  * DETACHED GARAGES & SHEDS NOT SHOWN
- NON-RESIDENTIAL STRUCTURE
- IN-SITU REMEDIATION AREA
- ISCR PRB
- CARBON/ISCR PRB
- SOURCE AREA (PCE/TCE > 40 mg/kg)

0' 80'
SCALE IN FEET

DRAWN BY: L. STRUM
DATE: 9/27/99
REVISED: 03/22/2022
HWPA #111291-01
DWG. NO. 111291S1

FIGURE 3-3
PROPOSED ON-SITE REMEDIATION AREA (ERH WITH ISCR & PRBs)

FORMER BENDIX FACILITY RFI/CMS
980 HURRICANE ROAD
FRANKLIN, INDIANA

IWM CONSULTING GROUP

Tables

Table 1
Site Soil Investigation - Soil Analytical Results
Former Bendix Facility
EPA ID # IND 044 587 848
Franklin, IN 46131

Screening Levels (mg/kg)				Parameters	Soil Sampling Locations (mg/kg)								
Re-Calculated RCG MTGSL	RCG RDCSL	RCG IDCSL	RCG EWDCSL	**Sample Location**	MIP-1 (XSD Spike)	MIP-1 (XSD Spike)	MIP-1 (Bottom Unit B/Max)		MIP-1 (Top Unit C)	MIP-2 (XSD Spike)	MIP-2 (XSD Spike)	MIP-2 (Bottom Unit B/Max)	MIP-2 (Top Unit C)
				Sample ID	**GP-1 SL (18.00-18.50)**	**GP-1 SL (20.00-20.50)**	**GP-1 SL (22.00-22.50)**	**FD-1 SL**	**GP-1 SL (23.25-23.75)**	**GP-2 SL (18.00-18.50)**	**GP-2 SL (20.00-20.50)**	**GP-2 SL (21.00-21.50)**	**GP-2 SL (21.50-22.00)**
				Sampling Interval	18.00 - 18.50	20.00 - 20.50	22.00 - 22.50		23.25 - 23.75	18.00 - 18.50	20.00 - 20.50	21.00 - 21.50	21.50 - 22.00
				Sample Date	5/26/2020	5/26/2020	5/26/2020		5/26/2020	5/26/2020	5/26/2020	5/26/2020	5/26/2020
1.399	***50***	***160***	***1,700***	1,1-Dichloroethane	<0.0046	<0.0045	<0.0046	<0.0050	0.18	<0.0043 ⸸	**<1.8**	<0.36	**1.4**
0.600	***6.4***	***20***	***730***	1,2-Dichloroethane	<0.0046	<0.0045	<0.0046	<0.0050	<0.0041	<0.0043 ⸸	**<1.9**	<0.24	<0.0033
0.855	***220***	***2,300***	***2,400***	cis-1,2-Dichloroethene	<0.0046	<0.0045	<0.0046	<0.0050	0.19	<0.0043 ⸸	**<1.5**	<0.28	**0.87**
1.258	***1,900***	***1,900***	***1,900***	trans-1,2-Dichloroethene	<0.0046	<0.0045	<0.0046	<0.0050	<0.0041	<0.0043 ⸸	<1.1	<0.40	0.0053
65.008	***490***	***3,200***	***3,300***	Methylene chloride	<0.018 ⸸	<0.018 ⸸	<0.018 ⸸	<0.020	<0.016 ⸸	<0.017 ⸸	<11.6 ⸸	<8.9	<0.013 ⸸
2.667	***110***	***170***	***170***	Tetrachloroethylene (PCE)	**7.1**	**6.4**	**7.9**	**10.2**	0.084 ⸸	**17.4**	***171***	**81.5**	0.023 ⸸
181.959	***640***	***640***	***640***	1,1,1-Trichloroethane	<0.0046	<0.0045	0.0049	0.0069	<0.0041	<0.0043 ⸸	<23.8	<2.2	<0.0033
0.153	***5.7***	***19***	***95***	Trichlorethylene (TCE)	<0.0046	<0.0045	<0.0046	<0.0050	**1.5**	<0.0043 ⸸	**1.7 J**	**1.1 J**	**0.68 J**
0.022	***0.83***	***17***	***1,300***	Vinyl Chloride	<0.0046	<0.0045	<0.0046	<0.0050	<0.0041	<0.0043 ⸸	***<0.86***	**<0.19**	<0.0033
N/A	N/A	N/A	N/A	Percent Moisture	14.8	12.1	12.3	16.8	8.3	13.7	16.4	14.3	6.4

Screening Levels (mg/kg)				Parameters	Soil Sampling Locations (mg/kg)								
Re-Calculated RCG MTGSL	RCG RDCSL	RCG IDCSL	RCG EWDCSL	**Sample Location**	MIP-3 (Max)	MIP-3 (XSD Spike)	MIP-3 (Bottom Unit B)	MIP-3 (Top Unit C)		MIP-4 (XSD Spike)	MIP-4 (Bottom Unit B)	MIP-4 (Top Unit C/Max)	MIP-4 (Unit C)
				Sample ID	**GP-3 SL (17.75-18.25)**	**GP-3 SL (18.75-19.25)**	**GP-3 SL (19.75-20.25)**	**GP-3 SL (21.25-21.75)**	**FD-2 SL**	**GP-4 SL (16.75-17.25)**	**GP-4 SL (21.75-22.25)**	**GP-4 SL (22.25-22.75)**	**GP-4 SL (27.00-27.50)**
				Sampling Interval	17.75 - 18.25	18.75 - 19.25	19.75 - 20.25	21.25 - 21.75		16.75 - 17.25	21.75 - 22.25	22.25 - 22.75	27.00 - 27.50
				Sample Date	5/26/2020	5/26/2020	5/26/2020	5/26/2020		5/26/2020	5/26/2020	5/26/2020	5/26/2020
1.399	***50***	***160***	***1,700***	1,1-Dichloroethane	**<1.7**	<0.40	<0.37	**6.1**	**4.8**	<0.23 ⸸	<0.0043	<0.0041	<0.0035
0.600	***6.4***	***20***	***730***	1,2-Dichloroethane	**<1.8**	<0.27	<0.25	<0.0039 ⸸	<0.0039	<0.23 ⸸	<0.0043	<0.0041	<0.0035
0.855	***220***	***2,300***	***2,400***	cis-1,2-Dichloroethene	**<1.4**	<0.31	<0.29	0.38	0.044	<0.23 ⸸	<0.0043	<0.0041	<0.0035
1.258	***1,900***	***1,900***	***1,900***	trans-1,2-Dichloroethene	<1.1	<0.45	<0.42	<0.0039 ⸸	<0.0039	<0.23 ⸸	<0.0043	<0.0041	<0.0035
65.008	***490***	***3,200***	***3,300***	Methylene chloride	<11.2 ⸸	<9.9	<9.3	<0.016 ⸸	<0.016	0.70 J	<0.017 ⸸	<0.016 ⸸	<0.014 ⸸
2.667	***110***	***170***	***170***	Tetrachloroethylene (PCE)	**88.8**	***117***	**56.6**	0.14	0.022	**10.2**	**10.4**	**3.2**	<0.0035
181.959	***640***	***640***	***640***	1,1,1-Trichloroethane	<23.0	<0.29	<2.3	<0.0039 ⸸	<0.0039	0.055 J	0.016	0.022	<0.0035
0.153	***5.7***	***19***	***95***	Trichlorethylene (TCE)	**<0.92**	**1.6 J**	**1.1 J**	**1.4**	0.036	0.10 J	**0.18**	**0.22**	<0.0035
0.022	***0.83***	***17***	***1,300***	Vinyl Chloride	**<0.83**	**<0.22**	**<0.20**	<0.0039 ⸸	<0.0039	<0.0083 ⸸	<0.0043	<0.0041	<0.0035
N/A	N/A	N/A	N/A	Percent Moisture	15.4	15.9	15.7	8.5	7.1	16.2	6.1	4.1	8.6

Table 1 (continued)
Site Soil Investigation - Soil Analytical Results
Former Bendix Facility
EPA ID # IND 044 587 848
Franklin, IN 46131

Screening Levels (mg/kg)				Parameters	Soil Sampling Locations (mg/kg)								
Re-Calculated RCG MTGSL	RCG RDCSL	RCG IDCSL	RCG EWDCSL	**Sample Location**	MIP-5 (Unit B/Unsaturated)	MIP-5 (XSD Spike)	MIP-5 (Bottom Unit B)	MIP-5 (Top Unit C/Max)	MIP-6 (PID Spike/Unsaturated))	MIP-6 (Unit B/Unsaturated)	MIP-6 (Bottom Unit B/Max)	MIP-6 (Top Unit C)	MIP-7 (Unit B/Unsaturated)
				Sample ID	**GP-5 SL (12.50-13.00)**	**GP-5 SL (19.50-20.00)**	**GP-5 SL (20.25-20.75)**	**GP-5 SL (20.75-21.25)**	**GP-6 SL (3.50-4.00)**	**GP-6 SL (12.50-13.00)**	**GP-6 SL (21.00-21.50)**	**GP-6 SL (21.50-22.00)**	**GP-7 SL (12.75-13.25)**
				Sampling Interval	12.50 - 13.00	19.50 - 20.00	20.25 - 20.75	20.75 - 21.25	3.50 - 4.00	12.50 - 13.00	21.00 - 21.50	21.50 - 22.00	12.75 - 13.25
				Sample Date	5/26/2020	5/26/2020	5/26/2020	5/26/2020	5/26/2020	5/26/2020	5/26/2020	5/26/2020	5/26/2020
1.399	***50***	***160***	***1,700***	1,1-Dichloroethane	<0.0042	<0.0053	<0.0041	0.45	<0.0043	<0.0044	<0.20	0.52	<0.0044
0.600	***6.4***	***20***	***730***	1,2-Dichloroethane	<0.0042	<0.0053	<0.0041	<0.0036	<0.0043	<0.0044	<0.20	<0.039	<0.0044
0.855	***220***	***2,300***	***2,400***	cis-1,2-Dichloroethene	<0.0042	<0.0053	<0.0041	<0.0036	<0.0043	<0.0044	<0.20	<0.36	<0.0044
1.258	***1,900***	***1,900***	***1,900***	trans-1,2-Dichloroethene	<0.0042	<0.0053	<0.0041	<0.0036	<0.0043	<0.0044	<0.20	<0.36	<0.0044
65.008	***490***	***3,200***	***3,300***	Methylene chloride	<0.017	<0.021 ǂ	<0.016	<0.014	<0.017	<0.018	<0.79	<1.4	<0.018
2.667	***110***	***170***	***170***	Tetrachloroethylene (PCE)	0.015	0.027	0.15	0.020	<0.0043	0.043	**11.7**	0.73	0.15
181.959	***640***	***640***	***640***	1,1,1-Trichloroethane	<0.0042	0.042	0.083	0.0083	<0.0043	<0.0044	4.5	0.15 J	<0.0044
0.153	***5.7***	***19***	***95***	Trichlorethylene (TCE)	0.0059	**2.0**	**4.9**	**4.6**	<0.0043	0.011	***16.8***	***8.0***	<0.0044
0.022	***0.83***	***17***	***1,300***	Vinyl Chloride	<0.0042	<0.0053	<0.0041	<0.0036	<0.0043	<0.0044	<0.017	<0.031	<0.0044
N/A	N/A	N/A	N/A	Percent Moisture	6.9	6.0	7.5	8.1	14.3	7.5	6.1	6.4	10.1

Screening Levels (mg/kg)				Parameters	Soil Sampling Locations (mg/kg)								
Re-Calculated RCG MTGSL	RCG RDCSL	RCG IDCSL	RCG EWDCSL	**Sample Location**	MIP-7 (Max)		MIP-7 (Bottom Unit B)	MIP-7 (Top Unit C)	MIP-8 (Unit B)	MIP-8 (Max)	MIP-8 (Bottom Unit B)	MIP-8 (Top Unit C)	MIP-9 (XSD Spike)
				Sample ID	**GP-7 SL (18.00-18.50)**	**FD-3 SL**	**GP-7 SL (23.50-24.00)**	**GP-7 SL (24.25-24.75)**	**GP-8 SL (14.25-14.75)**	**GP-8 SL (18.75-19.25)**	**GP-8 SL (21.25-21.75)**	**GP-8 SL (21.75-22.25)**	**GP-9 SL (19.00-19.50)**
				Sampling Interval	18.00 - 18.50		23.50 - 24.00	24.25 - 24.75	14.25 - 14.75	18.75 - 19.25	21.25 - 21.75	21.75 - 22.25	19.00 - 19.50
				Sample Date	5/26/2020		5/26/2020	5/26/2020	5/26/2020	5/26/2020	5/26/2020	5/26/2020	5/27/2020
1.399	***50***	***160***	***1,700***	1,1-Dichloroethane	<0.22	<0.0046	0.27 J	0.50	<0.0045	<0.22	<0.0042	<0.0040	<0.79
0.600	***6.4***	***20***	***730***	1,2-Dichloroethane	<0.22	<0.0046	<0.047	<0.0037	<0.0045	<0.22	<0.0042	<0.0040	<0.53
0.855	***220***	***2,300***	***2,400***	cis-1,2-Dichloroethene	<0.22	<0.0046	<0.054	<0.0037	<0.0045	<0.22	<0.0042	<0.0040	<0.61
1.258	***1,900***	***1,900***	***1,900***	trans-1,2-Dichloroethene	<0.22	<0.0046	<0.44	<0.0037	<0.0045	<0.22	<0.0042	<0.0040	<0.89
65.008	***490***	***3,200***	***3,300***	Methylene chloride	<0.88	<0.018	<1.7	<0.015	<0.018	<0.89 ϕ	<0.017	<0.016	<19.8
2.667	***110***	***170***	***170***	Tetrachloroethylene (PCE)	**6.2**	**7.4**	0.18 J	<0.0037	0.20	**52.5**	0.0045	<0.0040	**90.1**
181.959	***640***	***640***	***640***	1,1,1-Trichloroethane	0.10 J	0.016	3.7	0.016	<0.0045	0.11 J	<0.0042	<0.0040	<4.9
0.153	***5.7***	***19***	***95***	Trichlorethylene (TCE)	0.15 J	0.028	***20.9***	**3.6**	<0.0045	0.15 J	<0.0042	<0.0040	**<0.73**
0.022	***0.83***	***17***	***1,300***	Vinyl Chloride	<0.019	<0.0046	**<0.038**	<0.0037	<0.0045	<0.0080	<0.0042	<0.0040	**<0.43**
N/A	N/A	N/A	N/A	Percent Moisture	9.5	11.7	6.4	7.8	5.7	11.2	9.8	8.2	15.1

Table 1 (continued)
Site Soil Investigation - Soil Analytical Results
Former Bendix Facility
EPA ID # IND 044 587 848
Franklin, IN 46131

Screening Levels (mg/kg)				Parameters	Soil Sampling Locations (mg/kg)								
Re-Calculated RCG MTGSL	RCG RDCSL	RCG IDCSL	RCG EWDCSL	**Sample Location**	MIP-9 (XSD Spike)	MIP-9 (Bottom Unit B/Max)	MIP-9 (Top Unit C)	MIP-10 (XSD Spike)	MIP-10 (XSD Spike)	MIP-10 (Bottom Unit B)		MIP-10 (Top Unit C/Max)	MIP-11 (XSD Spike)
				Sample ID	**GP-9 SL (20.75-21.25)**	**GP-9 SL (22.00-22.50)**	**GP-9 SL (22.50-23.00)**	**GP-10 SL (18.75-19.25)**	**GP-10 SL (19.75-20.25)**	**GP-10 SL (22.75 - 23.25)**	**FD-4 SL**	**GP-10 SL (23.65-24.15)**	**GP-11 SL (21.00-21.50)**
				Sampling Interval	20.75 - 21.25	22.00 - 22.50	22.50 - 23.00	18.75 - 19.25	19.75 - 20.25	22.75 - 23.25		23.65 - 24.15	21.00 - 21.50
				Sample Date	5/27/2020	5/27/2020	5/27/2020	5/27/2020	5/27/2020	5/27/2020		5/27/2020	5/27/2020
1.399	***50***	***160***	***1,700***	1,1-Dichloroethane	**<4.1**	<0.66	<0.12	<0.26	<0.51	**<4.3**	**<4.3**	<0.56	<0.27
0.600	***6.4***	***20***	***730***	1,2-Dichloroethane	**<2.7**	**<0.79**	<0.080	<0.26	<0.055	**<2.9**	**<2.9**	**<0.66**	<0.27
0.855	***220***	***2,300***	***2,400***	cis-1,2-Dichloroethene	**<3.2**	**<1.1**	<0.092	<0.26	<0.063	**<3.3**	**<3.3**	**<0.89**	<0.27
1.258	***1,900***	***1,900***	***1,900***	trans-1,2-Dichloroethene	**<4.6**	<0.86	<0.13	<0.26	<0.51	**<4.8**	**<4.8**	<0.73	<0.27
65.008	***490***	***3,200***	***3,300***	Methylene chloride	<5.1	<21.0	<3.0	<1.0	<2.0	<5.4	<5.3	<17.7	<1.1
2.667	***110***	***170***	***170***	Tetrachloroethylene (PCE)	**109**	***126***	**17.7**	**4.5**	**12.9**	***767***	***404***	**102**	**15.8**
181.959	***640***	***640***	***640***	1,1,1-Trichloroethane	<25.4	<5.2	<0.74	<0.26	<0.51	<26.8	<26.8	<4.4	<0.27
0.153	***5.7***	***19***	***95***	Trichlorethylene (TCE)	**<3.8**	**<1.0**	**3.3**	<0.038	<0.075	***13.7 J***	**5.0 J**	***7.3***	**<0.27**
0.022	***0.83***	***17***	***1,300***	Vinyl Chloride	***<2.2***	**<0.30**	**<0.065**	**<0.023**[1]	**<0.044** ǂ	***<2.4*** ǂ	***<2.3*** ǂ	**<0.25**	**<0.27** ǂ
N/A	N/A	N/A	N/A	Percent Moisture	13.0	12.0	7.3	13.8	13.9	14.2	15.4	7.6	16.0

Screening Levels (mg/kg)				Parameters	Soil Sampling Locations (mg/kg)								
Re-Calculated RCG MTGSL	RCG RDCSL	RCG IDCSL	RCG EWDCSL	**Sample Location**	MIP-11 (Max)	MIP-11 (Bottom Unit B/XSD Spike)	MIP-11 (Top Unit C)	MIP-12 (PID Spike/Unit A/ Unsaturated)	MIP-12 (XSD Spike)	MIP-12 (Bottom Unit B)	MIP-12 (Top Unit C)	MIP-13 (Unit B/Unsaturated)	MIP-13 (Max)
				Sample ID	**GP-11 SL (22.75-23.25)**	**GP-11 SL (23.75-24.25)**	**GP-11 SL (24.75-25.25)**	**GP-12 SL (4.25-4.75)**	**GP-12 SL (16.00-16.50)**	**GP-12 SL (23.25-23.75)**	**GP-12 SL (24.00-24.50)**	**GP-13 SL (14.00-14.50)**	**GP-13 SL (18.75-19.25)**
				Sampling Interval	22.75 - 23.25	23.75 - 24.25	24.75 - 25.25	4.25 - 4.75	16.00 - 16.50	23.25 - 23.75	24.00 - 24.50	14.00 - 14.50	18.75 - 19.25
				Sample Date	5/27/2020	5/27/2020	5/27/2020	5/27/2020	5/27/2020	5/27/2020	5/27/2020	5/27/2020	5/27/2020
1.399	***50***	***160***	***1,700***	1,1-Dichloroethane	<0.24	**<5.0**	<0.44	<0.0047	<0.0035	<0.0056	<0.0049	<0.0051	<0.0054
0.600	***6.4***	***20***	***730***	1,2-Dichloroethane	<0.24	**<5.0**	<0.44	<0.0047	<0.0035	<0.0056	<0.0049	<0.0051	<0.0054
0.855	***220***	***2,300***	***2,400***	cis-1,2-Dichloroethene	<0.24	**<5.0**	<0.44	<0.0047	<0.0035	<0.0056	<0.0049	<0.0051	<0.0054
1.258	***1,900***	***1,900***	***1,900***	trans-1,2-Dichloroethene	<0.24	**<5.0**	<0.44	<0.0047	<0.0035	<0.0056	<0.0049	<0.0051	<0.0054
65.008	***490***	***3,200***	***3,300***	Methylene chloride	<0.94	<20.0	<1.7	<0.019	<0.014	<0.022	<0.020	<0.021	<0.021
2.667	***110***	***170***	***170***	Tetrachloroethylene (PCE)	**10.0**	**77.2**	**5.2**	0.0086	0.16	<0.0056	<0.0049	0.049	**7.7**
181.959	***640***	***640***	***640***	1,1,1-Trichloroethane	<0.24	<5.0	<0.44	<0.0047	<0.0035	<0.0056	0.041	<0.0051	0.017
0.153	***5.7***	***19***	***95***	Trichlorethylene (TCE)	**<0.24**	**<5.0**	***66.6***	<0.0047	<0.0035	<0.0056	0.014	<0.0051	0.0085
0.022	***0.83***	***17***	***1,300***	Vinyl Chloride	**<0.24** ǂ	***<5.0***	**<0.44** ǂ	<0.0047	<0.0035	<0.0056	<0.0049	<0.0051	<0.0054
N/A	N/A	N/A	N/A	Percent Moisture	13.5	10.9	8.6	14.5	8.8	6.7	7.9	3.5	15.0

Table 1 (continued)
Site Soil Investigation - Soil Analytical Results
Former Bendix Facility
EPA ID # IND 044 587 848
Franklin, IN 46131

Screening Levels (mg/kg)				Parameters	Soil Sampling Locations (mg/kg)								
Re-Calculated RCG MTGSL	RCG RDCSL	RCG IDCSL	RCG EWDCSL	**Sample Location**	MIP-13 (Max)	MIP-13 (Bottom Unit B)	MIP-13 (Top Unit C)	MIP-14 (XSD Spike)	MIP-14 (Max)	MIP-14 (Bottom Unit B)	MIP-14 (Top Unit C)	MIP-15 (Unit B/Unsaturated)	MIP-15 (Max)
				Sample ID	**FD-5 SL**	**GP-13 SL (23.00-23.50)**	**GP-13 SL (23.50-24.00)**	**GP-14 SL (18.75-19.25)**	**GP-14 SL (19.75-20.25)**	**GP-14 SL (22.00-23.00)**	**GP-14 SL (24.00-24.50)**	**GP-15 SL (13.00-13.50)**	**GP-15 SL (19.75-20.25)**
				Sampling Interval	18.75 - 19.25	23.00 - 23.50	23.50 - 24.00	18.75 - 19.25	19.75 - 20.25	22.00 - 23.00	24.00 - 24.50	13.00 - 13.50	19.75 - 20.25
				Sample Date	5/27/2020	5/27/2020	5/27/2020	5/27/2020	5/27/2020	5/27/2020	5/27/2020	5/27/2020	5/27/2020
1.399	***50***	***160***	***1,700***	1,1-Dichloroethane	<0.0054	<0.0051	0.0084	<0.0047	<0.50	<0.0050	0.0060	<0.0046	<0.0050
0.600	***6.4***	***20***	***730***	1,2-Dichloroethane	<0.0054	<0.0051	<0.0040	<0.0047	<0.054	<0.0050	<0.0041	<0.0046	<0.0050
0.855	***220***	***2,300***	***2,400***	cis-1,2-Dichloroethene	<0.0054	<0.0051	<0.0040	<0.0047	<0.063	<0.0050	<0.0041	<0.0046	<0.0050
1.258	***1,900***	***1,900***	***1,900***	trans-1,2-Dichloroethene	<0.0054	<0.0051	<0.0040	<0.0047	<0.50	<0.0050	<0.0041	<0.0046	<0.0050
65.008	***490***	***3,200***	***3,300***	Methylene chloride	<0.022	<0.020	<0.016	<0.019	<2.0	<0.020	<0.016	<0.019	<0.020
2.667	***110***	***170***	***170***	Tetrachloroethylene (PCE)	**19.8**	0.13	0.015	**67.9**	**82.8**	1.6	0.0061	0.27	**28.8**
181.959	***640***	***640***	***640***	1,1,1-Trichloroethane	0.018	0.036	0.049	0.015	<0.50	0.053	<0.0041	<0.0046	0.0074
0.153	***5.7***	***19***	***95***	Trichlorethylene (TCE)	0.0093	**0.24**	**5.0**	0.019	<0.074	***6.5***	**0.91**	0.009	<0.0050
0.022	***0.83***	***17***	***1,300***	Vinyl Chloride	<0.0054	<0.0051	<0.0040	<0.0047	**<0.044** ǂ	<0.0050	<0.0041	<0.0046	<0.0050
N/A	N/A	N/A	N/A	Percent Moisture	14.9	12.3	6.9	12.0	11.2	15.5	7.6	7.5	15.2

Screening Levels (mg/kg)				Parameters	Soil Sampling Locations (mg/kg)								
Re-Calculated RCG MTGSL	RCG RDCSL	RCG IDCSL	RCG EWDCSL	**Sample Location**	MIP-15 (Max)	MIP-15 (Bottom Unit B)	MIP-15 (Top Unit C)	MIP-16 (XSD Spike)	MIP-16 (Bottom Unit B/Max)	MIP-16 (PID Max)	MIP-16 (Top Unit C)	MIP-17 (Unit B)	MIP-17 (XSD Spike)
				Sample ID	**FD-6 SL**	**GP-15 SL (22.00-22.50)**	**GP-15 SL (23.00-23.50)**	**GP-16 SL (18.75-19.25)**	**GP-16 SL (22.50-23.00)**	**GP-16 SL (23.25-23.75)**	**GP-16 SL (23.85-24.35)**	**GP-17 SL (13.50-14.00)**	**GP-17 SL (16.75-17.25)**
				Sampling Interval	19.75 - 20.25	22.00 - 22.50	23.00 - 23.50	18.75 - 19.25	22.50 - 23.00	23.25 - 23.75	23.85 - 24.35	13.50 - 14.00	16.75 - 17.25
				Sample Date	5/27/2020	5/27/2020	5/27/2020	5/27/2020	5/27/2020	5/27/2020	5/27/2020	5/27/2020	5/27/2020
1.399	***50***	***160***	***1,700***	1,1-Dichloroethane	<0.0052	<0.0051	**<2.1**	<0.0050	**<5.1**	**<4.3**	**<4.3**	<0.0045	<0.0046
0.600	***6.4***	***20***	***730***	1,2-Dichloroethane	<0.0052	<0.0051	**<2.1**	<0.0050	**<5.1**	**<2.9**	**<4.3**	<0.0045	<0.0046
0.855	***220***	***2,300***	***2,400***	cis-1,2-Dichloroethene	<0.0052	<0.0051	**<2.1**	<0.0050	**<5.1**	**<3.3**	**<4.3**	<0.0045	<0.0046
1.258	***1,900***	***1,900***	***1,900***	trans-1,2-Dichloroethene	<0.0052	<0.0051	**<2.1**	<0.0050	**<5.1**	**<4.8**	**<4.3**	<0.0045	<0.0046
65.008	***490***	***3,200***	***3,300***	Methylene chloride	<0.021	<0.020	<8.2	<0.020	<20.6	<5.4	<17.3	<0.018	<0.019
2.667	***110***	***170***	***170***	Tetrachloroethylene (PCE)	**30.9**	**7.3**	**16.1**	0.20	**48.4**	***370***	***110***	0.047	0.039
181.959	***640***	***640***	***640***	1,1,1-Trichloroethane	0.0067 ǂ	0.0096	<2.1	<0.0050	<5.1	<3.2	<4.3	<0.0045	<0.0046
0.153	***5.7***	***19***	***95***	Trichlorethylene (TCE)	<0.0052	<0.0051	***11.1***	<0.0050	**<5.1**	**<4.0**	***6.8***	0.0054	<0.0046
0.022	***0.83***	***17***	***1,300***	Vinyl Chloride	<0.0052	<0.0051	***<2.1***	<0.0050	***<5.1***[1]	***<2.4*** ǂ	***<4.3***	<0.0045	<0.0046
N/A	N/A	N/A	N/A	Percent Moisture	14.9	12.5	7.8	14.3	12.4	12.3	6.8	8.6	10.9

Table 1 (continued)
Site Soil Investigation - Soil Analytical Results
Former Bendix Facility
EPA ID # IND 044 587 848
Franklin, IN 46131

Screening Levels (mg/kg)				Parameters	Soil Sampling Locations (mg/kg)								
Re-Calculated RCG MTGSL	RCG RDCSL	RCG IDCSL	RCG EWDCSL	**Sample Location**	MIP-17 (Bottom Unit B/Max)		MIP-17 (Top Unit C)	MIP-18 (XSD Spike)	MIP-18 (XSD Spike)	MIP-18 (Bottom Unit B/Max)	MIP-18 (Top Unit C)	MIP-19 (XSD Spike)	MIP-19 (Max)
				Sample ID	**GP-17 SL (22.35-22.85)**	**FD-7 SL**	**GP-17 SL (22.85-23.35)**	**GP-18 SL (15.00-15.50)**	**GP-18 SL (21.50-22.00)**	**GP-18 SL (22.00-22.50)**	**GP-18 SL (22.60-23.10)**	**GP-19 SL (17.50-18.00)**	**GP-19 SL (19.75-20.25)**
				Sampling Interval	22.35 - 22.85		22.85 - 23.35	15.00 - 15.50	21.50 - 22.00	22.00 - 22.50	22.60 - 23.10	17.50 - 18.00	19.75 - 20.25
				Sample Date	5/27/2020		5/27/2020	5/28/2020	5/28/2020	5/28/2020	5/28/2020	5/28/2020	5/28/2020
1.399	***50***	***160***	***1,700***	1,1-Dichloroethane	<0.0046	<0.0052	<0.0041	<0.0050	<0.0051	<0.52	<1.0	<0.0051	<0.0049
0.600	***6.4***	***20***	***730***	1,2-Dichloroethane	<0.0046	<0.0052	<0.0041	<0.0050	<0.0051	<0.42	**<4.4**	<0.0051	<0.0049
0.855	***220***	***2,300***	***2,400***	cis-1,2-Dichloroethene	<0.0046	<0.0052	<0.0041	<0.0050	<0.0051	<0.37	**<3.8**	<0.0051	<0.0049
1.258	***1,900***	***1,900***	***1,900***	trans-1,2-Dichloroethene	<0.0046	<0.0052	<0.0041	<0.0050	<0.0051	<0.52	**<3.7**	<0.0051	<0.0049
65.008	***490***	***3,200***	***3,300***	Methylene chloride	<0.018	<0.021	<0.017	<0.020	<0.020	0.21 J	3.9 J	<0.020	<0.020
2.667	***110***	***170***	***170***	Tetrachloroethylene (PCE)	<0.0046	<0.0052	<0.0041	0.18	**15.4**	**70.0**	**<3.5**	0.087	0.0097
181.959	***640***	***640***	***640***	1,1,1-Trichloroethane	0.044	0.049[1]	0.0046	<0.0050	0.12	0.50 J	<5.4	0.0082	0.077
0.153	***5.7***	***19***	***95***	Trichlorethylene (TCE)	<0.0046	<0.0052	<0.0041	0.0075	**3.9**	***5.8***	***10.3***	0.0085	0.11
0.022	***0.83***	***17***	***1,300***	Vinyl Chloride	<0.0046	<0.0052	<0.0041	<0.0050	<0.0051	**<0.070**	**<0.72**	<0.0051	<0.0049
N/A	N/A	N/A	N/A	Percent Moisture	12.0	14.3	8.3	14.8	9.8	15.5	8.7	13.0	14.3

Screening Levels (mg/kg)				Parameters	Soil Sampling Locations (mg/kg)								
Re-Calculated RCG MTGSL	RCG RDCSL	RCG IDCSL	RCG EWDCSL	**Sample Location**	MIP-19 (Bottom Unit B)	MIP-19 (Top Unit C)	MIP-20 (XSD Spike)	MIP-20 (Max)		MIP-20 (Bottom Unit B)	MIP-20 (Top Unit C)	MIP-21 (XSD Spike)	MIP-21 (Bottom Unit B)
				Sample ID	**GP-19 SL (21.35-21.85)**	**GP-19 SL (21.85-22.35)**	**GP-20 SL (17.50-18.00)**	**GP-20 SL (20.00-20.50)**	**FD-8 SL**	**GP-20 SL (21.00-21.50)**	**GP-20 SL (21.50-22.00)**	**GP-21 SL (16.75-17.25)**	**GP-21 SL (19.15-19.65)**
				Sampling Interval	21.35 - 21.85	21.85 - 22.35	17.50 - 18.00	20.00 - 20.50		21.00 - 21.50	21.50 - 22.00	16.75 - 17.25	19.15 - 19.65
				Sample Date	5/28/2020	5/28/2020	5/28/2020	5/28/2020		5/28/2020	5/28/2020	5/28/2020	5/28/2020
1.399	***50***	***160***	***1,700***	1,1-Dichloroethane	0.028	**5.4**	**<4.6**	**<5.7**	**<4.9**	<0.56	**<3.7**	<0.52	**<4.4**
0.600	***6.4***	***20***	***730***	1,2-Dichloroethane	<0.0049	<0.25	***<20.0***	***<25.0***	***<21.6***	<0.45	***<16.3***	**<2.3**	***<19.1***
0.855	***220***	***2,300***	***2,400***	cis-1,2-Dichloroethene	<0.0049	<0.25	**<17.4**	**<21.8**	**<18.8**	**16.4**	**<14.2**	**<2.0**	**<16.6**
1.258	***1,900***	***1,900***	***1,900***	trans-1,2-Dichloroethene	<0.0049	<0.25	**<16.9**	**<21.2**	**<18.3**	<0.56	**<13.8**	**<1.9**	**<16.2**
65.008	***490***	***3,200***	***3,300***	Methylene chloride	<0.020	0.19 J	14.8 J	19.8 J	16.6 J	0.20 J	12.8 J	1.8 J	17.7 J
2.667	***110***	***170***	***170***	Tetrachloroethylene (PCE)	<0.0049	<0.25	**49.4**	**73.2**	**34.6**	**3.4**	***155***	**15.1**	**62.6**
181.959	***640***	***640***	***640***	1,1,1-Trichloroethane	0.078	0.21 J	<24.6	<30.8	<26.6	<0.56	<20.1	<2.8	<23.5
0.153	***5.7***	***19***	***95***	Trichlorethylene (TCE)	***47.3***	***10.8***	***<17.0***	***<21.3***	***<18.4***	**<0.38**	***<13.9***	**<1.9**	***<16.3***
0.022	***0.83***	***17***	***1,300***	Vinyl Chloride	<0.0049	**<0.033**	***<3.3***	***<4.1***	***<3.6***	**<0.074**	***<2.7***	**<0.37**	***<3.1***
N/A	N/A	N/A	N/A	Percent Moisture	13.2	9.4	15.4	19.0	18.3	9.0	6.9	13.8	13.0

Table 1 (continued)
Site Soil Investigation - Soil Analytical Results
Former Bendix Facility
EPA ID # IND 044 587 848
Franklin, IN 46131

Screening Levels (mg/kg)				Parameters	Soil Sampling Locations (mg/kg)								
Re-Calculated RCG MTGSL	RCG RDCSL	RCG IDCSL	RCG EWDCSL	**Sample Location**	MIP-21 (Top Unit C/Max)	MIP-21 (Unit C)	MIP-22 (Unit B/Unsaturated)	MIP-22 (Max)		MIP-22 (Bottom Unit B)	MIP-22 (Top Unit C)	MIP-23 (Unit B/Unsaturated)	MIP-23 (Max)
				Sample ID	**GP-21 SL (19.75-20.25)**	**GP-21 SL (20.75-21.25)**	**GP-22 SL (12.50-13.00)**	**GP-22 SL (15.75-16.25)**	**FD-9 SL**	**GP-22 SL (17.50-18.00)**	**GP-22 SL (19.75-20.25)**	**GP-23 SL (12.50-13.00)**	**GP-23 SL (20.75-21.25)**
				Sampling Interval	19.75 - 20.25	20.75 - 21.25	12.50 - 13.00	15.75 - 16.25		17.50 - 18.00	19.75 - 20.25	12.50 - 13.00	20.75 - 21.25
				Sample Date	5/28/2020	5/28/2020	5/28/2020	5/28/2020		5/28/2020	5/28/2020	5/28/2020	5/28/2020
1.399	***50***	***160***	***1,700***	1,1-Dichloroethane	<0.45	**3.4**	<0.0049	<0.0046	<0.0043	<0.0044	**1.5**	<0.0052	<0.0055
0.600	***6.4***	***20***	***730***	1,2-Dichloroethane	<0.36	<0.0047	<0.0049	<0.0046	<0.0043	<0.0044	<0.0040	<0.0052	<0.0055
0.855	***220***	***2,300***	***2,400***	cis-1,2-Dichloroethene	**1.1**	**2.2**	<0.0049	<0.0046	<0.0043	0.010	0.24	<0.0052	<0.0055
1.258	***1,900***	***1,900***	***1,900***	trans-1,2-Dichloroethene	<0.45	0.011	<0.0049	<0.0046	<0.0043	<0.0044	0.0041	<0.0052	<0.0055
65.008	***490***	***3,200***	***3,300***	Methylene chloride	<1.8	<0.019	<0.020	<0.018	<0.017	<0.018	<0.016	<0.021	<0.022
2.667	***110***	***170***	***170***	Tetrachloroethylene (PCE)	**12.3**	0.25	0.056	**5.7**	**5.8**	**42.7**	0.13	0.0064	<0.0055
181.959	***640***	***640***	***640***	1,1,1-Trichloroethane	<0.45	<0.0047	<0.0049	0.047	0.037	0.063	<0.0040	<0.0052	<0.0055
0.153	***5.7***	***19***	***95***	Trichlorethylene (TCE)	**0.51**	**2.2**	0.0050	**0.65**	**0.55**	**4.4**	***9.5***	<0.0052	<0.0055
0.022	***0.83***	***17***	***1,300***	Vinyl Chloride	**<0.060**	0.012	<0.0049	<0.0046	<0.0043	<0.0044	<0.0040	<0.0052	<0.0055
N/A	N/A	N/A	N/A	Percent Moisture	3.3	8.5	11.6	9.3	9.2	4.8	7.6	7.3	15.4

Screening Levels (mg/kg)				Parameters	Soil Sampling Locations (mg/kg)								
Re-Calculated RCG MTGSL	RCG RDCSL	RCG IDCSL	RCG EWDCSL	**Sample Location**	MIP-23 (Bottom Unit B)	MIP-23 (Top Unit C)	MIP-24 (Unit B/Unsaturated)	MIP-24 (XSD Spike)	MIP-24 (Bottom Unit B)	MIP-24 (Top Unit C)	MIP-25 (Unit B/Unsaturated)	MIP-25 (XSD Spike)	
				Sample ID	**GP-23 SL (21.50-22.00)**	**GP-23 SL (22.40-22.90)**	**GP-24 SL (12.00-12.50)**	**GP-24 SL (17.75-18.25)**	**GP-24 SL (18.65-19.15)**	**GP-24 SL (19.25-19.75)**	**GP-25 SL (12.50-13.00)**	**GP-25 SL (15.75-16.25)**	**FD-10 SL**
				Sampling Interval	21.50-22.00	22.40-22.90	12.00-12.50	17.75-18.25	18.65-19.15	19.25-19.75	12.50-13.00	15.75-16.25	
				Sample Date	5/28/2020	5/28/2020	5/28/2020	5/28/2020	5/28/2020	5/28/2020	5/28/2020	5/28/2020	
1.399	***50***	***160***	***1,700***	1,1-Dichloroethane	<0.0054	<0.0052	<0.0048	<0.0043	0.0088	**1.9**	<0.0049	<0.0049	<0.0047
0.600	***6.4***	***20***	***730***	1,2-Dichloroethane	<0.0054	<0.0052	<0.0048	<0.0043	<0.0046	<0.0048	<0.0049	<0.0049	<0.0047
0.855	***220***	***2,300***	***2,400***	cis-1,2-Dichloroethene	<0.0054	<0.0052	<0.0048	<0.0043	<0.0046	<0.0048	<0.0049	<0.0049	<0.0047
1.258	***1,900***	***1,900***	***1,900***	trans-1,2-Dichloroethene	<0.0054	<0.0052	<0.0048	<0.0043	<0.0046	<0.0048	<0.0049	<0.0049	<0.0047
65.008	***490***	***3,200***	***3,300***	Methylene chloride	<0.021	<0.021	<0.019	<0.017	<0.018	<0.019	<0.020	<0.020	<0.019
2.667	***110***	***170***	***170***	Tetrachloroethylene (PCE)	<0.0054	<0.0052	0.0079	0.10	<0.0046	<0.0048	0.049	0.069	0.053
181.959	***640***	***640***	***640***	1,1,1-Trichloroethane	<0.0054	<0.0052	<0.0048	0.048	0.27	0.18	<0.0049	0.012	0.0098
0.153	***5.7***	***19***	***95***	Trichlorethylene (TCE)	<0.0054	<0.0052	<0.0048	0.031	0.093	0.024	0.015	0.021	0.016
0.022	***0.83***	***17***	***1,300***	Vinyl Chloride	<0.0054	<0.0052	<0.0048	<0.0043	<0.0046	<0.0048	<0.0049	<0.0049	<0.0047
N/A	N/A	N/A	N/A	Percent Moisture	16.7	8.5	4.8	7.6	6.9	6.1	4.3	12.8	7.9

Table 1 (continued)
Site Soil Investigation - Soil Analytical Results
Former Bendix Facility
EPA ID # IND 044 587 848
Franklin, IN 46131

Screening Levels (mg/kg)				Parameters	Soil Sampling Locations (mg/kg)								
Re-Calculated RCG MTGSL	RCG RDCSL	RCG IDCSL	RCG EWDCSL	**Sample Location**	MIP-25 (Bottom Unit B)	MIP-25 (Top Unit C)	MIP-26 (Unit B/Unsaturated)	MIP-26 (XSD Spike)	MIP-26 (Bottom Unit B/Max)	MIP-26 (Top Unit C)	MIP-27 (XSD Spike)	MIP-27 (Max)	
				Sample ID	**GP-25 SL (18.50-19.00)**	**GP-25 SL (19.00-19.50)**	**GP-26 SL (13.75-14.25)**	**GP-26 SL (20.50-21.00)**	**GP-26 SL (21.75-22.25)**	**GP-26 SL (22.55-23.05)**	**GP-27 SL (17.50-18.00)**	**GP-27 SL (19.75-20.25)**	**FD-11 SL**
				Sampling Interval	18.50 - 19.00	19.00 - 19.50	13.75 - 14.25	20.50 - 21.00	21.75 - 22.25	22.55 - 23.05	17.50 - 18.00	19.75 - 20.25	
				Sample Date	5/28/2020	5/28/2020	5/28/2020	5/28/2020	5/28/2020	5/28/2020	5/28/2020	5/28/2020	
1.399	***50***	***160***	***1,700***	1,1-Dichloroethane	0.0084	**2.0**	<0.0047	<0.0052	<0.0056	0.0082	<0.49	<1.1	<1.0
0.600	***6.4***	***20***	***730***	1,2-Dichloroethane	<0.0048	<0.0056	<0.0047	<0.0052	<0.0056	<0.0062	<0.40	**<4.6**	**<4.4**
0.855	***220***	***2,300***	***2,400***	cis-1,2-Dichloroethene	<0.0048	<0.0056	<0.0047	<0.0052	0.012	0.081	<0.35	**<4.0**	**5.4**
1.258	***1,900***	***1,900***	***1,900***	trans-1,2-Dichloroethene	<0.0048	<0.0056	<0.0047	<0.0052	0.017	0.17	<0.49	**<3.9**	**<3.7**
65.008	***490***	***3,200***	***3,300***	Methylene chloride	<0.019	<0.022	<0.019	<0.021	<0.022	<0.025	0.18 J	3.5 J	2.2 J
2.667	***110***	***170***	***170***	Tetrachloroethylene (PCE)	0.014	<0.0056	0.11	<0.0052	<0.0056	<0.0062	**70.4**	**84.3**	***114***
181.959	***640***	***640***	***640***	1,1,1-Trichloroethane	0.13	0.24	<0.0047	0.016	<0.0056	<0.0062	<0.49	<5.7	<5.4
0.153	***5.7***	***19***	***95***	Trichlorethylene (TCE)	0.095	**0.54**	<0.0047	***8.9***	***12.7***	**3.6**	**<0.34**	**<3.9**	***21.1***
0.022	***0.83***	***17***	***1,300***	Vinyl Chloride	<0.0048	<0.0056	<0.0047	<0.0052	<0.0056	<0.0062	**<0.066**	**<0.76**	**<0.72**
N/A	N/A	N/A	N/A	Percent Moisture	7.0	7.4	6.7	16.5	9.4	7.7	13.7	14.6	15.2

Screening Levels (mg/kg)				Parameters	Soil Sampling Locations (mg/kg)						
Re-Calculated RCG MTGSL	RCG RDCSL	RCG IDCSL	RCG EWDCSL	**Sample Location**	MIP-27 (Bottom Unit B)	MIP-27 (Top Unit C)	MIP-28 (Unit B/Unsaturated)	MIP-28 (Unit B)	MIP-28 (Bottom Unit B/Max)		MIP-28 (Top Unit C)
				Sample ID	**GP-27 SL (21.00-21.50)**	**GP-27 SL (21.55-22.05)**	**GP-28 SL (12.50-13.00)**	**GP-28 SL (13.00-13.50)**	**GP-28 SL (21.95-22.45)**	**FD-12 SL**	**GP-28 SL (22.50-23.00)**
				Sampling Interval	21.00 - 21.50	21.55 - 22.05	12.50 - 13.00	13.00 - 13.50	21.95 - 22.45		22.50 - 23.00
				Sample Date	5/28/2020	5/28/2020	5/28/2020	5/28/2020	5/28/2020		5/28/2020
1.399	***50***	***160***	***1,700***	1,1-Dichloroethane	0.041	**<3.8**	<0.0058	<0.0043	<0.0054	<0.0052	0.0059
0.600	***6.4***	***20***	***730***	1,2-Dichloroethane	<0.0065	***<16.4***	<0.0058	<0.0043	<0.0054	<0.0052	<0.0040
0.855	***220***	***2,300***	***2,400***	cis-1,2-Dichloroethene	**4.7**	**<14.3**	<0.0058	<0.0043	<0.0054	<0.0052	<0.0040
1.258	***1,900***	***1,900***	***1,900***	trans-1,2-Dichloroethene	0.021	**<13.9**	<0.0058	<0.0043	<0.0054	<0.0052	<0.0040
65.008	***490***	***3,200***	***3,300***	Methylene chloride	<0.026	<4.0	<0.023	<0.017	<0.022	<0.021	<0.016
2.667	***110***	***170***	***170***	Tetrachloroethylene (PCE)	**66.0**	**103**	0.081	0.087	0.038	0.065	0.014
181.959	***640***	***640***	***640***	1,1,1-Trichloroethane	0.023	<20.2	<0.0058	<0.0043	0.0065	0.0062	0.072
0.153	***5.7***	***19***	***95***	Trichlorethylene (TCE)	**0.20**	***<14.0***	<0.0058	0.0052	0.0081	0.037	***6.7***
0.022	***0.83***	***17***	***1,300***	Vinyl Chloride	**0.40**	***<2.7***	<0.0058	<0.0043	<0.0054	<0.0052	<0.0040
N/A	N/A	N/A	N/A	Percent Moisture	12.7	6.9	10.1	7.0	13.0	13.3	7.1

Table 1 (continued)
Site Soil Investigation - Soil Analytical Results
Former Bendix Facility
EPA ID # IND 044 587 848
Franklin, IN 46131

Screening Levels (mg/kg)				Parameters	Soil Sampling Locations (mg/kg)								
Re-Calculated RCG MTGSL	RCG RDCSL	RCG IDCSL	RCG EWDCSL	**Sample Location**	Bastin Logan - Unit B	Bastin Logan - Unit B	Bastin Logan - Bottom Unit B	Bastin Logan - Top Unit C	Bastin Logan - Unit B	Bastin Logan - Unit B	Bastin Logan - Bottom Unit B	Bastin Logan - Top Unit C	
				Sample ID	**GP-29 SL (13.50-14.00)**	**GP-29 SL (15.00-15.50)**	**GP-29 SL (20.00-20.50)**	**GP-29 SL (20.50-21.00)**	**GP-30 SL (11.00-11.50)**	**GP-30 SL (17.50-18.00)**	**GP-30 SL (18.25-18.75)**	**GP-30 SL (18.75-19.25)**	**FD-2 SL**
				Sampling Interval	13.50 - 14.00	15.00 - 15.50	20.00 - 20.50	20.50 - 21.00	11.00 - 11.50	17.50 - 18.00	18.25 - 18.75	18.75 - 19.25	
				Sample Date	9/16/2020	9/16/2020	9/16/2020	9/16/2020	9/16/2020	9/16/2020	9/16/2020	9/16/2020	
1.399	***50***	***160***	***1,700***	1,1-Dichloroethane	<0.0051	<0.0050	<0.0046	<0.0042	<0.0051	<0.0049	<0.0050	<0.0053	<0.0055
0.600	***6.4***	***20***	***730***	1,2-Dichloroethane	<0.0051	<0.0050	<0.0046	<0.0042	<0.0051	<0.0049	<0.0050	<0.0053	<0.0055
0.855	***220***	***2,300***	***2,400***	cis-1,2-Dichloroethene	<0.0051	<0.0050	<0.0046	<0.0042	<0.0051	<0.0049	<0.0050	<0.0053	<0.0055
1.258	***1,900***	***1,900***	***1,900***	trans-1,2-Dichloroethene	<0.0051	<0.0050	<0.0046	<0.0042	<0.0051	<0.0049	<0.0050	<0.0053	<0.0055
65.008	***490***	***3,200***	***3,300***	Methylene chloride	<0.020	<0.020	<0.018	<0.017	<0.020	<0.020	<0.020	<0.021 +	<0.022
2.667	***110***	***170***	***170***	Tetrachloroethylene (PCE)	<0.0051	<0.0050	0.0037 J	<0.0042	<0.0051	<0.0049	<0.0050	<0.0053	<0.0055
181.959	***640***	***640***	***640***	1,1,1-Trichloroethane	<0.0051	<0.0050	<0.0046	<0.0042	<0.0051	<0.0049	<0.0050	<0.0053	<0.0055
0.153	***5.7***	***19***	***95***	Trichlorethylene (TCE)	<0.0051	<0.0050	<0.0046	<0.0042	<0.0051	<0.0049	<0.0050	0.0013 J	0.0016 J
0.022	***0.83***	***17***	***1,300***	Vinyl Chloride	<0.0051	<0.0050	<0.0046	<0.0042	<0.0051	<0.0049	<0.0050	<0.0053	<0.0055
N/A	N/A	N/A	N/A	Percent Moisture	7.4	18.2	9.7	10.1	16.9	9.0	6.5	9.1	22.4

Screening Levels (mg/kg)				Parameters	Soil Sampling Locations (mg/kg)								
Re-Calculated RCG MTGSL	RCG RDCSL	RCG IDCSL	RCG EWDCSL	**Sample Location**	Bastin Logan - Unit B	Bastin Logan - Unit B	Bastin Logan - Bottom Unit B	Bastin Logan - Top Unit C	Bastin Logan - Unit B	Bastin Logan - Unit B	Bastin Logan - Bottom Unit B	Bastin Logan - Top Unit C	
				Sample ID	**GP-31 SL (11.50-12.00)**	**GP-31 SL (15.00-15.50)**	**GP-31 SL (17.50-18.00)**	**GP-31 SL (18.00-18.50)**	**GP-32 SL (13.00-13.50)**	**GP-32 SL (15.75-16.25)**	**GP-32 SL (18.25-18.75)**	**GP-32 SL (18.75-19.25)**	**FD-1 SL**
				Sampling Interval	11.50 - 12.00	15.00 - 15.50	17.50 - 18.00	18.00 - 18.50	13.00 - 13.50	15.75 - 16.25	18.25 - 18.75	18.75 - 19.25	
				Sample Date	9/16/2020	9/16/2020	9/16/2020	9/16/2020	9/16/2020	9/16/2020	9/16/2020	9/16/2020	
1.399	***50***	***160***	***1,700***	1,1-Dichloroethane	<0.0053	<0.0041	<0.0043	<0.0041	<0.0037	<0.0050	<0.0063	<0.0037	<0.0040
0.600	***6.4***	***20***	***730***	1,2-Dichloroethane	<0.0053	<0.0041	<0.0043	<0.0041	<0.0037	<0.0050	<0.0063	<0.0037	<0.0040
0.855	***220***	***2,300***	***2,400***	cis-1,2-Dichloroethene	<0.0053	<0.0041	0.0076	0.046	<0.0037	<0.0050	<0.0063	0.020	0.019
1.258	***1,900***	***1,900***	***1,900***	trans-1,2-Dichloroethene	<0.0053	<0.0041	<0.0043	0.0048	<0.0037	<0.0050	<0.0063	0.0023 J	0.0024 J
65.008	***490***	***3,200***	***3,300***	Methylene chloride	<0.021	<0.016 +	<0.017	<0.016	<0.015	<0.020	<0.025	<0.015	<0.016
2.667	***110***	***170***	***170***	Tetrachloroethylene (PCE)	<0.0053	<0.0041	<0.0043	<0.0041	<0.0037	<0.0050	<0.0063	<0.0037	<0.0040
181.959	***640***	***640***	***640***	1,1,1-Trichloroethane	<0.0053	<0.0041	<0.0043	<0.0041	<0.0037	<0.0050	0.0025 J	0.016	0.011
0.153	***5.7***	***19***	***95***	Trichlorethylene (TCE)	0.0014 J	0.00064 J	0.062	**0.16**	0.026	0.034	0.099	**0.18 J**	0.14
0.022	***0.83***	***17***	***1,300***	Vinyl Chloride	<0.0053	<0.0041	<0.0043	<0.0041	<0.0037	<0.0050	<0.0063	<0.0037	<0.0040
N/A	N/A	N/A	N/A	Percent Moisture	8.7	8.3	4.6	8.0	8.2	15.5	9.2	9.0	9.9

Table 1 (continued)
Site Soil Investigation - Soil Analytical Results
Former Bendix Facility
EPA ID # IND 044 587 848
Franklin, IN 46131

Screening Levels (mg/kg)				Parameters	Soil Sampling Locations (mg/kg)								
Re-Calculated RCG MTGSL	RCG RDCSL	RCG IDCSL	RCG EWDCSL	**Sample Location**	Bastin Logan - Unit B	Bastin Logan - Unit B	Bastin Logan - Bottom Unit B	Bastin Logan - Top Unit C	Bastin Logan - Unit B	Bastin Logan - Unit B	Bastin Logan - Bottom Unit B		Bastin Logan - Top Unit C
				Sample ID	**GP-33 SL (16.50-17.00)**	**GP-33 SL (18.00-18.50)**	**GP-33 SL (19.00 - 19.50)**	**GP-33 SL (19.50-20.00)**	**GP-34 SL (21.50-22.00)**	**GP-34 SL (23.50-24.00)**	**GP-34 SL (24.00-24.50)**	**FD-3 SL**	**GP-34 SL (24.50-25.00)**
				Sampling Interval	16.50 - 17.00	18.00 - 18.50	19.00 - 19.50	19.50 - 20.00	21.50 - 22.00	23.50 - 24.00	24.00 - 24.50		24.50 - 25.00
				Sample Date	9/16/2020	9/16/2020	9/16/2020	9/16/2020	9/17/2020	9/17/2020	9/17/2020		9/17/2020
1.399	***50***	***160***	***1,700***	1,1-Dichloroethane	<0.0061	<0.0048	<0.0051	<0.0041	<0.0048	<0.0051	<0.0045	<0.0045	<0.0041
0.600	***6.4***	***20***	***730***	1,2-Dichloroethane	<0.0061	<0.0048	<0.0051	<0.0041	<0.0048	<0.0051	<0.0045	<0.0045	<0.0041
0.855	***220***	***2,300***	***2,400***	cis-1,2-Dichloroethene	<0.0061	<0.0048	<0.0051	0.012	<0.0048	<0.0051	<0.0045	<0.0045	<0.0041
1.258	***1,900***	***1,900***	***1,900***	trans-1,2-Dichloroethene	<0.0061	<0.0048	<0.0051	0.0015 J	<0.0048	<0.0051	<0.0045	<0.0045	<0.0041
65.008	***490***	***3,200***	***3,300***	Methylene chloride	<0.024 +	<0.019	<0.020	<0.016	<0.019	<0.020	<0.018	<0.018	<0.016
2.667	***110***	***170***	***170***	Tetrachloroethylene (PCE)	<0.0061	<0.0048	<0.0051	<0.0041	<0.0048	<0.0051	<0.0045	<0.0045	<0.0041
181.959	***640***	***640***	***640***	1,1,1-Trichloroethane	<0.0061	<0.0048	<0.0051	0.016	<0.0048	<0.0051	<0.0045	<0.0045	<0.0041
0.153	***5.7***	***19***	***95***	Trichlorethylene (TCE)	0.0074	0.016	0.039	**0.66**	<0.0048	<0.0051	<0.0045	<0.0045	0.00048 J
0.022	***0.83***	***17***	***1,300***	Vinyl Chloride	<0.0061	<0.0048	<0.0051	<0.0041	<0.0048	<0.0051	<0.0045	<0.0045	<0.0041
N/A	N/A	N/A	N/A	Percent Moisture	18.0	13.3	9.8	9.2	12.2	13.9	9.5	5.9	7.9

Screening Levels (mg/kg)				Parameters	Soil Sampling Locations (mg/kg)								
Re-Calculated RCG MTGSL	RCG RDCSL	RCG IDCSL	RCG EWDCSL	**Sample Location**	Site, Unit B (Unsaturated)	Site, Unit B	Site, Bottom Unit B	Site, Top Unit C	Site, Unit B (Unsaturated)	Site, Unit B	Site, Bottom Unit B	Site, Top Unit C	Site, Unit B (Unsaturated)
				Sample ID	**GP-35 SL (13.50-14.00)**	**GP-35 SL (18.00-18.50)**	**GP-35 SL (19.50-20.00)**	**GP-35 SL (20.00-20.50)**	**GP-36 SL (14.25-14.75)**	**GP-36 SL (20.00-20.50)**	**GP-36 SL (20.50-21.00)**	**GP-36 SL (21.00-21.50)**	**GP-37 SL (14.00-14.50)**
				Sampling Interval	13.50 - 14.00	18.00 - 18.50	19.50 - 20.00	20.00 - 20.50	14.25 - 14.75	20.00 - 20.50	20.50 - 21.00	21.00 - 21.50	14.00 - 14.50
				Sample Date	9/17/2020	9/17/2020	9/17/2020	9/17/2020	9/17/2020	9/17/2020	9/17/2020	9/17/2020	9/17/2020
1.399	***50***	***160***	***1,700***	1,1-Dichloroethane	<0.0047	<0.0051	<0.0052	<0.0036	<0.0044	<0.0057	<0.0050	<0.0055	<0.0044
0.600	***6.4***	***20***	***730***	1,2-Dichloroethane	<0.0047	<0.0051	<0.0052	<0.0036	<0.0044	<0.0057	<0.0050	<0.0055	<0.0044
0.855	***220***	***2,300***	***2,400***	cis-1,2-Dichloroethene	<0.0047	<0.0051	<0.0052	<0.0036	<0.0044	<0.0057	<0.0050	<0.0055	<0.0044
1.258	***1,900***	***1,900***	***1,900***	trans-1,2-Dichloroethene	<0.0047	<0.0051	<0.0052	<0.0036	<0.0044	<0.0057	<0.0050	<0.0055	<0.0044
65.008	***490***	***3,200***	***3,300***	Methylene chloride	<0.019	<0.021	<0.021	<0.014	<0.018	<0.023	<0.020 ʊ	<0.022 ʊ	<0.018
2.667	***110***	***170***	***170***	Tetrachloroethylene (PCE)	0.048	<0.0051	<0.0052	<0.0036	0.032	0.0018 J	<0.0050	<0.0055	0.17
181.959	***640***	***640***	***640***	1,1,1-Trichloroethane	0.012	0.0011 J	0.0052 J	<0.0036	<0.0044	0.0016 J	0.0011 J	0.0016 J	0.0072
0.153	***5.7***	***19***	***95***	Trichlorethylene (TCE)	0.0024 J	<0.0051	<0.0052	<0.0036	<0.0044	<0.0057	<0.0050	<0.0055	0.016
0.022	***0.83***	***17***	***1,300***	Vinyl Chloride	<0.0047	<0.0051	<0.0052	<0.0036	<0.0044	<0.0057	<0.0050 ʊ	<0.0055 ʊ	<0.0044
N/A	N/A	N/A	N/A	Percent Moisture	6.6	14.6	17.9	8.2	7.4	24.3	14.4	18.4	5.5

Table 1 (continued)
Site Soil Investigation - Soil Analytical Results
Former Bendix Facility
EPA ID # IND 044 587 848
Franklin, IN 46131

Screening Levels (mg/kg)				Parameters	Soil Sampling Locations (mg/kg)								
Re-Calculated RCG MTGSL	RCG RDCSL	RCG IDCSL	RCG EWDCSL	**Sample Location**	Site, Unit B	Site, Bottom Unit B	Site, Top Unit C		Site, Unit B (Unsaturated)	Site, Unit B	Site, Bottom Unit B	Site, Top Unit C	Site, Unit B (Unsaturated)
				Sample ID	**GP-37 SL (21.50-22.00)**	**GP-37 SL (22.00-22.50)**	**GP-37 SL (22.50-23.00)**	**FD-4 SL**	**GP-38 SL (14.50-15.00)**	**GP-38 SL (19.50-20.00)**	**GP-38 SL (22.50-23.00)**	**GP-38 SL (23.00-23.50)**	**GP-39 SL (14.50-15.00)**
				Sampling Interval	21.50 - 22.00	22.00 - 22.50	22.50 - 23.00		14.50 - 15.00	19.50 - 20.00	22.50 - 23.00	23.00 - 23.50	14.50 - 15.00
				Sample Date	9/17/2020	9/17/2020	9/17/2020		9/17/2020	9/17/2020	9/17/2020	9/17/2020	9/17/2020
1.399	***50***	***160***	***1,700***	1,1-Dichloroethane	<0.0048	<0.0047	0.012	0.0097	<0.0048	<0.0051	<0.0049	**<24.4**	<0.0054
0.600	***6.4***	***20***	***730***	1,2-Dichloroethane	<0.0048	<0.0047	<0.0039	<0.0040	<0.0048	<0.0051	<0.0049	***<24.4***	<0.0054
0.855	***220***	***2,300***	***2,400***	cis-1,2-Dichloroethene	<0.0048	<0.0047	0.0021 J	0.0021 J	0.00039 J	<0.0051	<0.0049	**<24.4**	<0.0054
1.258	***1,900***	***1,900***	***1,900***	trans-1,2-Dichloroethene	<0.0048	<0.0047	<0.0039	<0.0040	<0.0048	<0.0051	<0.0049	**<24.4**	<0.0054
65.008	***490***	***3,200***	***3,300***	Methylene chloride	<0.019	<0.019	0.0023 J	<0.016	<0.019 Ʊ	<0.020 Ʊ	<0.020 Ʊ	16.0 J	<0.022 Ʊ
2.667	***110***	***170***	***170***	Tetrachloroethylene (PCE)	**16.6**	**3.7**	2.4	0.10	2.0	**10.2**	**42.2**	***2,460*** Ʊ	1.6
181.959	***640***	***640***	***640***	1,1,1-Trichloroethane	0.0055	0.0039 J	0.0095	0.00072 J	0.0045 J	0.0043 J	0.011	<24.4	0.0047 J
0.153	***5.7***	***19***	***95***	Trichlorethylene (TCE)	0.0013 J	0.031	***12.8***	***8.3***	0.015	0.0023 J	0.0085	***25.8***	0.019
0.022	***0.83***	***17***	***1,300***	Vinyl Chloride	<0.0048	<0.0047	<0.0039	<0.0040	<0.0048 Ʊ	<0.0051 Ʊ	<0.0049 Ʊ	***<24.4***	<0.0054 Ʊ
N/A	N/A	N/A	N/A	Percent Moisture	12.7	13.4	9.9	8.0	13.9	13.2	13.0	7.4	9.9

Screening Levels (mg/kg)				Parameters	Soil Sampling Locations (mg/kg)								
Re-Calculated RCG MTGSL	RCG RDCSL	RCG IDCSL	RCG EWDCSL	**Sample Location**	Site, Unit B	Site, Bottom Unit B	Site, Top Unit C	Site, Unit B (Unsaturated)		Site, Unit B	Site, Bottom Unit B	Site, Top Unit C	Site, Unit B (Unsaturated)
				Sample ID	**GP-39 SL (25.00-25.50)**	**GP-39 SL (25.50-26.00)**	**GP-39 SL (26.00-26.50)**	**GP-40 SL (14.25-14.75)**	**FD-5 SL**	**GP-40 SL (19.50-20.00)**	**GP-40 SL (20.50-21.00)**	**GP-40 SL (21.00-21.50)**	**GP-41 SL (13.75-14.25)**
				Sampling Interval	25.00 - 25.50	25.50 - 26.00	26.00 - 26.50	14.25 - 14.75		19.50 - 20.00	20.50 - 21.00	21.00 - 21.50	13.75 - 14.25
				Sample Date	9/17/2020	9/17/2020	9/17/2020	9/17/2020		9/17/2020	9/17/2020	9/17/2020	9/17/2020
1.399	***50***	***160***	***1,700***	1,1-Dichloroethane	<0.0053	<0.0050	0.013	<0.0055	<0.0050	0.0025 J	0.0051	0.97	<0.0048
0.600	***6.4***	***20***	***730***	1,2-Dichloroethane	<0.0053	<0.0050	<0.0042	<0.0055	<0.0050	<0.0052	<0.0047	<0.0061	<0.0048
0.855	***220***	***2,300***	***2,400***	cis-1,2-Dichloroethene	<0.0053	<0.0050	0.0012 J	<0.0055	<0.0050	<0.0052	<0.0047	<0.0061	<0.0048
1.258	***1,900***	***1,900***	***1,900***	trans-1,2-Dichloroethene	<0.0053	<0.0050	<0.0042	<0.0055	<0.0050	<0.0052	<0.0047	<0.0061	<0.0048
65.008	***490***	***3,200***	***3,300***	Methylene chloride	<0.021	<0.020	<0.017	<0.022	0.0012 J	<0.021 Ʊ	<0.019 Ʊ	<0.025 Ʊ	<0.019 Ʊ
2.667	***110***	***170***	***170***	Tetrachloroethylene (PCE)	0.031	**5.8**	0.0054	0.013	0.012	<0.0052	<0.0047	<0.0061	0.0086
181.959	***640***	***640***	***640***	1,1,1-Trichloroethane	0.0082	0.014	0.0023 J	<0.0055	<0.0050	0.027	0.055	0.0022 J	0.0028 J
0.153	***5.7***	***19***	***95***	Trichlorethylene (TCE)	0.0042 J	0.13	***15.0***	<0.0055	<0.0050	0.012	0.0057	<0.0061	0.0013 J
0.022	***0.83***	***17***	***1,300***	Vinyl Chloride	<0.0053	<0.0050	<0.0042	<0.0055	<0.0050	<0.0052 Ʊ	<0.0047 Ʊ	<0.0061 Ʊ	<0.0048 Ʊ
N/A	N/A	N/A	N/A	Percent Moisture	14.1	13.1	7.8	5.4	7.2	13.9	7.8	7.9	4.4

Table 1 (continued)
Site Soil Investigation - Soil Analytical Results
Former Bendix Facility
EPA ID # IND 044 587 848
Franklin, IN 46131

Screening Levels (mg/kg)				Parameters	Soil Sampling Locations (mg/kg)								
Re-Calculated RCG MTGSL	RCG RDCSL	RCG IDCSL	RCG EWDCSL	**Sample Location**	Site, Unit B	Site, Bottom Unit B	Site, Top Unit C	Site, Unit B (Unsaturated)	Site, Unit B	Site, Bottom Unit B	Site, Top Unit C		Site, Unit B (Unsaturated)
				Sample ID	**GP-41 SL (16.00-16.50)**	**GP-41 SL (19.00-19.50)**	**GP-41 SL (19.50-20.00)**	**GP-42 SL (13.50-14.00)**	**GP-42 SL (15.00-15.50)**	**GP-42 SL (17.75-18.25)**	**GP-42 SL (18.25-18.75)**	**FD-6 SL**	**GP-43 SL (13.00-13.50)**
				Sampling Interval	16.00 - 16.50	19.00 - 19.50	19.50 - 20.00	13.50 - 14.00	15.00 - 15.50	17.17 - 18.25	18.25 - 18.75		13.00 - 13.50
				Sample Date	9/17/2020	9/17/2020	9/17/2020	9/18/2020	9/18/2020	9/18/2020	9/18/2020		9/18/2020
1.399	***50***	***160***	***1,700***	1,1-Dichloroethane	0.0020 J	0.0046 J	0.96	0.00040 J	0.0016 J	0.0072	**1.5**	<0.0047	<0.0053
0.600	***6.4***	***20***	***730***	1,2-Dichloroethane	<0.0051	<0.0047	<0.0039	<0.0047	<0.0051	<0.0050	<0.0042	<0.0047	<0.0053
0.855	***220***	***2,300***	***2,400***	cis-1,2-Dichloroethene	<0.0051	<0.0047	<0.0039	<0.0047	<0.0051	<0.0050	0.00055 J	<0.0047	<0.0053
1.258	***1,900***	***1,900***	***1,900***	trans-1,2-Dichloroethene	<0.0051	<0.0047	<0.0039	<0.0047	<0.0051	<0.0050	<0.0042	<0.0047	<0.0053
65.008	***490***	***3,200***	***3,300***	Methylene chloride	<0.020	<0.019	0.0017 J	<0.019 Ʊ	<0.020	<0.020	0.0018 J	<0.019	0.0054 J
2.667	***110***	***170***	***170***	Tetrachloroethylene (PCE)	0.030	0.010	<0.0039 Ʊ	0.024	0.019	0.0020 J	<0.0042 Ʊ	0.058	0.011
181.959	***640***	***640***	***640***	1,1,1-Trichloroethane	0.023	0.019	0.0080	0.0054	0.030	0.076	1.8	0.026	0.0063
0.153	***5.7***	***19***	***95***	Trichlorethylene (TCE)	0.010	0.0015 J	<0.0039	0.0077	0.073	0.066	0.049	0.058	0.019
0.022	***0.83***	***17***	***1,300***	Vinyl Chloride	<0.0051	<0.0047	<0.0039	<0.0047 Ʊ	<0.0051	<0.0050	<0.0042	<0.0047	<0.0053
N/A	N/A	N/A	N/A	Percent Moisture	14.4	12.0	7.4	8.9	7.1	7.7	9.7	9.8	5.0

Screening Levels (mg/kg)				Parameters	Soil Sampling Locations (mg/kg)								
Re-Calculated RCG MTGSL	RCG RDCSL	RCG IDCSL	RCG EWDCSL	**Sample Location**	Site, Unit B	Site, Bottom Unit B	Site, Top Unit C	Site, Unit B (Unsaturated)	Site, Unit B	Site, Bottom Unit B	Site, Top Unit C	Residence, Unit B (Unsaturated)	
				Sample ID	**GP-43 SL (13.50-14.00)**	**GP-43 SL (14.00-14.50)**	**GP-43 SL (14.50-15.00)**	**GP-44 SL (13.75-14.25)**	**GP-44 SL (16.00-16.50)**	**GP-44 SL (16.75-17.25)**	**GP-44 SL (17.25-17.75)**	**GP-45 SL (14.50-15.00)**	**FD-7 SL**
				Sampling Interval	13.50 - 14.00	14.00 - 14.50	14.50 - 15.00	13.75 - 14.25	16.00 - 16.50	16.75 - 17.25	17.25 - 17.75	14.50 - 15.00	
				Sample Date	9/18/2020	9/18/2020	9/18/2020	9/18/2020	9/18/2020	9/18/2020	9/18/2020	9/18/2020	
1.399	***50***	***160***	***1,700***	1,1-Dichloroethane	<0.0050	<0.0046	1.1	<0.0044	<0.0050	<0.0044	<0.0042	<0.0063	<0.0049
0.600	***6.4***	***20***	***730***	1,2-Dichloroethane	<0.0050	<0.0046	<0.0053	<0.0044	<0.0050	<0.0044	<0.0042	<0.0063	<0.0049
0.855	***220***	***2,300***	***2,400***	cis-1,2-Dichloroethene	<0.0050	<0.0046	0.0026 J	<0.0044	<0.0050	<0.0044	<0.0042	<0.0063	<0.0049
1.258	***1,900***	***1,900***	***1,900***	trans-1,2-Dichloroethene	<0.0050	<0.0046	<0.0053	<0.0044	<0.0050	<0.0044	<0.0042	<0.0063	<0.0049
65.008	***490***	***3,200***	***3,300***	Methylene chloride	0.0037 J	<0.019	0.0044 J	0.0029 J	<0.020	<0.018	<0.017	<0.025 Ψ	<0.020
2.667	***110***	***170***	***170***	Tetrachloroethylene (PCE)	0.020	0.045	0.0013 J	<0.0044	<0.0050	<0.0044	<0.0042	0.090	0.083
181.959	***640***	***640***	***640***	1,1,1-Trichloroethane	0.011	0.037	1.6	<0.0044	0.0010 J	<0.0044	<0.0042	<0.0063	0.00035 J
0.153	***5.7***	***19***	***95***	Trichlorethylene (TCE)	0.035	0.11	**0.30**	<0.0044	<0.0050	<0.0044	<0.0042	0.0015 J	0.0019 J
0.022	***0.83***	***17***	***1,300***	Vinyl Chloride	<0.0050	<0.0046	<0.0053	<0.0044	<0.0050	<0.0044	<0.0042	<0.0063	<0.0049
N/A	N/A	N/A	N/A	Percent Moisture	3.7	7.3	4.9	11.9	14.1	8.1	6.7	10.7	11.3

Table 1 (continued)
Site Soil Investigation - Soil Analytical Results
Former Bendix Facility
EPA ID # IND 044 587 848
Franklin, IN 46131

Screening Levels (mg/kg)				Parameters	Soil Sampling Locations (mg/kg)								
Re-Calculated RCG MTGSL	RCG RDCSL	RCG IDCSL	RCG EWDCSL	**Sample Location**	Residence, Unit B	Residence, Bottom Unit B	Residence, Top Unit C	Residence, Unit B (Unsaturated)	Residence, Unit B	Residence, Bottom Unit B	Residence, Top Unit C	Residence, Unit B (Unsaturated)	Residence, Unit B
				Sample ID	**GP-45 SL (20.00-20.50)**	**GP-45 SL (21.25-21.75)**	**GP-45 SL (21.75-22.25)**	**GP-46 SL (14.50-15.00)**	**GP-46 SL (22.00-22.50)**	**GP-46 SL (22.75-23.25)**	**GP-46 SL (23.25-23.75)**	**GP-47 SL (15.25-15.75)**	**GP-47 SL (21.50-22.00)**
				Sampling Interval	20.00 - 20.50	21.25 - 21.75	21.75 - 22.25	14.50 - 15.00	22.00 - 22.50	22.75 - 23.25	23.25 - 23.75	15.25 - 15.75	21.50 - 22.00
				Sample Date	9/18/2020	9/18/2020	9/18/2020	9/18/2020	9/18/2020	9/18/2020	9/18/2020	9/18/2020	9/18/2020
1.399	***50***	***160***	***1,700***	1,1-Dichloroethane	<0.0059	<0.0052	0.011	<0.0049	0.0081	0.0029 J	0.079	<0.0044	<0.0044
0.600	***6.4***	***20***	***730***	1,2-Dichloroethane	<0.0059	<0.0052	<0.0039	<0.0049	<0.0040	<0.0045	<0.0039	<0.0044	<0.0044
0.855	***220***	***2,300***	***2,400***	cis-1,2-Dichloroethene	<0.0059	<0.0052	0.0039	<0.0049	0.0032 J	0.0016 J	0.0041	<0.0044	<0.0044
1.258	***1,900***	***1,900***	***1,900***	trans-1,2-Dichloroethene	<0.0059	<0.0052	0.00057 J	<0.0049	0.00070 J	<0.0045	0.00044 J	<0.0044	<0.0044
65.008	***490***	***3,200***	***3,300***	Methylene chloride	<0.024	<0.021	<0.015	<0.020	<0.016	<0.018	<0.016 Ψ	<0.018	<0.018
2.667	***110***	***170***	***170***	Tetrachloroethylene (PCE)	0.086	0.049	0.0092 Ψ	0.16	0.0053	0.00095 J	<0.0039	0.22	<0.0044
181.959	***640***	***640***	***640***	1,1,1-Trichloroethane	0.0021 J	0.0011 J	0.0021 J	0.023	0.031	0.040	<0.0039 Ψ	0.0013 J	0.054
0.153	***5.7***	***19***	***95***	Trichlorethylene (TCE)	0.011	0.012	***6.4***	**0.17**	***8.3***	**5.0**	***7.6***	0.0038 J	**4.2**
0.022	***0.83***	***17***	***1,300***	Vinyl Chloride	<0.0059	<0.0052	<0.0039	<0.0049	<0.0040	<0.0045	<0.0039	<0.0044	<0.0044
N/A	N/A	N/A	N/A	Percent Moisture	23.6	6.8	7.7	13.3	13.4	15.0	8.0	5.0	12.8

Screening Levels (mg/kg)				Parameters	Soil Sampling Locations (mg/kg)								
Re-Calculated RCG MTGSL	RCG RDCSL	RCG IDCSL	RCG EWDCSL	**Sample Location**	Residence, Bottom Unit B	Residence, Top Unit C	Residence, Unit B (Unsaturated)	Residence, Unit B	Residence, Bottom Unit B		Residence, Top Unit C	Residence, Above Storm Sewer (Unsaturated)	Residence, Below Storm Sewer (Unsaturated)
				Sample ID	**GP-47 SL (23.75-24.25)**	**GP-47 SL (24.25-24.75)**	**GP-48 SL (15.50-16.00)**	**GP-48 SL (23.50-24.00)**	**GP-48 SL (24.50-25.00)**	**FD-8 SL**	**GP-48 SL (25.00-25.50)**	**GP-49 SL (6.00-8.00)**	**GP-49 SL (12.00-14.00)**
				Sampling Interval	23.75 - 24.25	24.25 - 24.75	15.50 - 16.00	23.50 - 24.00	24.50 - 25.00		25.00 - 25.50	6.00 - 8.00	12.00 - 14.00
				Sample Date	9/18/2020	9/18/2020	9/18/2020	9/18/2020	9/18/2020		9/18/2020	9/18/2020	9/18/2020
1.399	***50***	***160***	***1,700***	1,1-Dichloroethane	<0.0048	0.0084 Ψ	<0.0071	<0.0049	<0.0044	<0.0048	0.016 Ψ	<0.0049	<0.0042
0.600	***6.4***	***20***	***730***	1,2-Dichloroethane	<0.0048	<0.0036	<0.0071	<0.0049	<0.0044	<0.0048	<0.0039	<0.0049	<0.0042
0.855	***220***	***2,300***	***2,400***	cis-1,2-Dichloroethene	<0.0048	0.0039 Ψ	<0.0071	<0.0049	<0.0044	<0.0048	0.0049 Ψ	<0.0049	<0.0042
1.258	***1,900***	***1,900***	***1,900***	trans-1,2-Dichloroethene	<0.0048	0.00046 J Ψ	<0.0071	<0.0049	<0.0044	<0.0048	0.00028 J Ψ	<0.0049	<0.0042
65.008	***490***	***3,200***	***3,300***	Methylene chloride	<0.019	<0.014 Ψ	<0.028	<0.020	<0.017	<0.019	<0.016	<0.020	<0.017
2.667	***110***	***170***	***170***	Tetrachloroethylene (PCE)	<0.0048	<0.0036	0.055	0.11	0.10	0.098	0.0032 J Ψ	0.0090	0.0036 J
181.959	***640***	***640***	***640***	1,1,1-Trichloroethane	0.037	0.0032 J Ψ	<0.0071	0.014	0.0064	0.0083	0.00038 J Ψ	<0.0049	<0.0042
0.153	***5.7***	***19***	***95***	Trichlorethylene (TCE)	***6.2***	***7.0***	0.0047 J	0.082	0.093	0.079	**4.9**	0.00042 J	0.0011 J
0.022	***0.83***	***17***	***1,300***	Vinyl Chloride	<0.0048	<0.0036	<0.0071	<0.0049	<0.0044	<0.0048	<0.0039	<0.0049	<0.0042
N/A	N/A	N/A	N/A	Percent Moisture	10.7	8.5	4.1	11.9	8.8	7.0	8.3	11.3	12.0

Table 1 (continued)
Site Soil Investigation - Soil Analytical Results
Former Bendix Facility
EPA ID # IND 044 587 848
Franklin, IN 46131

Screening Levels (mg/kg)				Parameters	Soil Sampling Locations (mg/kg)								
Re-Calculated RCG MTGSL	RCG RDCSL	RCG IDCSL	RCG EWDCSL	**Sample Location**	Residence, Below Storm Sewer (Unsaturated)	Residence, Unit B (Unsaturated)	Residence, Unit B	Residence, Bottom of Boring/Unit B	Residence, Unit B (Unsaturated)	Residence, Unit B	Residence, Bottom Unit B	Residence, Top Unit C	Residence, Unit B (Unsaturated)
				Sample ID	**FD-9 SL**	**GP-49 SL (14.50-15.00)**	**GP-49 SL (21.50-22.00)**	**GP-49 SL (23.50-24.00)**	**GP-50 SL (14.50-15.00)**	**GP-50 SL (22.50-23.00)**	**GP-50 SL (23.75-24.25)**	**GP-50 SL (24.25-24.75)**	**GP-51 SL (15.5-16.00)**
				Sampling Interval	12.00 - 14.00	14.50 - 15.00	21.50 - 22.00	23.50 - 24.00	14.50 - 15.00	22.50 - 23.00	23.75 - 24.25	24.25 - 24.75	15.50 - 16.00
				Sample Date	9/18/2020	9/18/2020	9/18/2020	9/18/2020	9/18/2020	9/18/2020	9/18/2020	9/18/2020	10/5/2020
1.399	***50***	***160***	***1,700***	1,1-Dichloroethane	<0.0046	<0.0051	<0.0051	<0.0040	<0.0047	<0.0042	<0.0050	0.0030 J	<0.0048 $
0.600	***6.4***	***20***	***730***	1,2-Dichloroethane	<0.0046	<0.0051	<0.0051	<0.0040	<0.0047	<0.0042	<0.0050	<0.0039	<0.0048
0.855	***220***	***2,300***	***2,400***	cis-1,2-Dichloroethene	<0.0046	<0.0051	<0.0051	<0.0040	<0.0047	<0.0042	<0.0050	<0.0039	<0.0048 $
1.258	***1,900***	***1,900***	***1,900***	trans-1,2-Dichloroethene	<0.0046	<0.0051	<0.0051	<0.0040	<0.0047	<0.0042	<0.0050	<0.0039	<0.0048 $
65.008	***490***	***3,200***	***3,300***	Methylene chloride	<0.019	<0.020 Ψ	<0.020	<0.016 Ψ	<0.019	<0.017	<0.020	<0.015	<0.019 $
2.667	***110***	***170***	***170***	Tetrachloroethylene (PCE)	0.028	0.0038 J	0.018	0.15 Ψ	0.031 Ψ	0.050	0.0049 J	0.0013 J	0.084 $
181.959	***640***	***640***	***640***	1,1,1-Trichloroethane	0.0096	<0.0051	0.0049 J	0.024 Ψ	<0.0047	0.0014 J	0.0014 J	0.023	<0.0048 $
0.153	***5.7***	***19***	***95***	Trichlorethylene (TCE)	0.012	0.00056 J	0.0084	0.055 Ψ	<0.0047	<0.0042	<0.0050	0.082	0.0012 J $
0.022	***0.83***	***17***	***1,300***	Vinyl Chloride	<0.0046	<0.0051	<0.0051	<0.0040	<0.0047	<0.0042	<0.0050	<0.0039	<0.0048
N/A	N/A	N/A	N/A	Percent Moisture	9.7	13.6	13.7	9.9	5.3	5.2	6.8	8.2	11.5

Screening Levels (mg/kg)				Parameters	Soil Sampling Locations (mg/kg)								
Re-Calculated RCG MTGSL	RCG RDCSL	RCG IDCSL	RCG EWDCSL	**Sample Location**	Residence, Unit B	Residence, Bottom Unit B	Residence, Top Unit C	Residence, Unit B (Unsaturated)		Residence, Unit B	Residence, Bottom Unit B	Residence, Top Unit C	Residence, Unit B (Unsaturated)
				Sample ID	**GP-51 SL (16.00-16.50)**	**GP-51 SL (20.00-20.50)**	**GP-51 SL (20.50-21.00)**	**GP-52 SL (13.75-14.25)**	**FD-3 SL**	**GP-52 SL (19.50-20.00)**	**GP-52 SL (20.00-20.50)**	**GP-52 SL (20.50-21.00)**	**GP-53 SL (13.75-14.25)**
				Sampling Interval	16.00 - 16.50	20.00 - 20.50	20.50 - 21.00	13.75 - 14.25		19.50 - 20.00	20.00 - 20.50	20.50 - 21.00	13.75 - 14.25
				Sample Date	10/5/2020	10/5/2020	10/5/2020	10/5/2020		10/5/2020	10/5/2020	10/5/2020	10/5/2020
1.399	***50***	***160***	***1,700***	1,1-Dichloroethane	<0.0055	<0.0056	0.0067	<0.0046	<0.0044	<0.0036	<0.0043	0.20	<0.0047
0.600	***6.4***	***20***	***730***	1,2-Dichloroethane	<0.0055	<0.0056	0.0010 J	<0.0046	<0.0044	<0.0036	<0.0043	<0.0037	<0.0047
0.855	***220***	***2,300***	***2,400***	cis-1,2-Dichloroethene	<0.0055	<0.0056	0.0026 J	<0.0046	<0.0044	<0.0036	<0.0043	0.00094 J	<0.0047
1.258	***1,900***	***1,900***	***1,900***	trans-1,2-Dichloroethene	<0.0055	<0.0056	<0.0041	<0.0046	<0.0044	<0.0036	<0.0043	<0.0037	<0.0047
65.008	***490***	***3,200***	***3,300***	Methylene chloride	<0.022	<0.022	<0.017	<0.018	<0.018	<0.015	<0.017	<0.015	<0.019
2.667	***110***	***170***	***170***	Tetrachloroethylene (PCE)	0.076	0.10	0.0011 J $	0.0057	0.0051	0.21	0.095	0.0011 J	0.029
181.959	***640***	***640***	***640***	1,1,1-Trichloroethane	<0.0055	<0.0056	<0.0041	<0.0046	<0.0044	0.0044	0.0095	0.00097 J	0.0064
0.153	***5.7***	***19***	***95***	Trichlorethylene (TCE)	<0.0055	0.0046 J	**4.4**	0.0025 J	0.0024 J	0.048	0.15	**0.55**	0.038
0.022	***0.83***	***17***	***1,300***	Vinyl Chloride	<0.0055	<0.0056	<0.0041	<0.0046	<0.0044	<0.0036	<0.0043	<0.0037	<0.0047
N/A	N/A	N/A	N/A	Percent Moisture	13.7	12.7	6.7	5.4	6.0	9.4	4.7	7.7	6.9

Table 1 (continued)
Site Soil Investigation - Soil Analytical Results
Former Bendix Facility
EPA ID # IND 044 587 848
Franklin, IN 46131

Screening Levels (mg/kg)				Parameters	Soil Sampling Locations (mg/kg)								
Re-Calculated RCG MTGSL	RCG RDCSL	RCG IDCSL	RCG EWDCSL	**Sample Location**	Duplicate GP-53 SL (13.75-14.25)	Residence, Unit B	Residence, Bottom Unit B	Residence, Top Unit C	Unit B (Unsaturated)	Unit B	Bottom Unit B	Top Unit C	Unit B (Unsaturated)
				Sample ID	**FD-2 SL**	**GP-53 SL (15.00-15.50)**	**GP-53 SL (15.75-16.25)**	**GP-53 SL (16.25-16.75)**	**GP-54 SL (13.00-13.50)**	**GP-54 SL (13.50-14.00)**	**GP-54 SL (13.75-14.25)**	**GP-54 SL (14.25-14.75)**	**GP-55 SL (14.00-14.50)**
				Sampling Interval	13.75 - 14.25	15.00 - 15.50	15.75 - 16.25	16.25 - 16.75	13.00 - 13.50	13.50 - 14.00	13.75 - 14.25	14.25 - 14.75	14.00 - 14.50
				Sample Date	10/5/2020	10/5/2020	10/5/2020	10/5/2020	10/5/2020	10/5/2020	10/5/2020	10/5/2020	10/5/2020
1.399	***50***	***160***	***1,700***	1,1-Dichloroethane	<0.0044	<0.0045	0.010	0.15	<0.0056	<0.0059	0.0029 J	0.085	<0.0045
0.600	***6.4***	***20***	***730***	1,2-Dichloroethane	<0.0044	<0.0045	<0.0044	<0.0039	<0.0056	<0.0059	<0.0048	<0.0038	<0.0045
0.855	***220***	***2,300***	***2,400***	cis-1,2-Dichloroethene	<0.0044	<0.0045	<0.0044	0.0020 J	<0.0056	<0.0059	<0.0048	<0.0038	<0.0045
1.258	***1,900***	***1,900***	***1,900***	trans-1,2-Dichloroethene	<0.0044	<0.0045	<0.0044	<0.0039	<0.0056	<0.0059	<0.0048	<0.0038	<0.0045
65.008	***490***	***3,200***	***3,300***	Methylene chloride	<0.018	<0.018	<0.017	<0.016	<0.023	<0.024	<0.019	<0.015	<0.018 *
2.667	***110***	***170***	***170***	Tetrachloroethylene (PCE)	0.019	0.034	<0.0044	<0.0039 #	0.023	0.053	0.071	0.00094 J	0.030
181.959	***640***	***640***	***640***	1,1,1-Trichloroethane	0.0063	0.043	0.11	0.0012 J	0.0037 J	0.0073	0.047	0.18	0.0053
0.153	***5.7***	***19***	***95***	Trichlorethylene (TCE)	0.049	**2.1**	***9.3***	0.090	0.027	0.059	**3.6**	***8.2***	0.029
0.022	***0.83***	***17***	***1,300***	Vinyl Chloride	<0.0044	<0.0045	<0.0044	<0.0039	<0.0056	<0.0059	<0.0048	<0.0038	<0.0045 *
N/A	N/A	N/A	N/A	Percent Moisture	9.7	14.3	9.7	7.2	3.6	1.9	12.1	6.7	4.4

Screening Levels (mg/kg)				Parameters	Soil Sampling Locations (mg/kg)								
Re-Calculated RCG MTGSL	RCG RDCSL	RCG IDCSL	RCG EWDCSL	**Sample Location**	Unit B	Bottom Unit B	Top Unit C	Unit B (Unsaturated)	Unit B	Bottom Unit B	Top Unit C	Unit B (Unsaturated)	
				Sample ID	**GP-55 SL (14.50-15.00)**	**GP-55 SL (15.00-15.50)**	**GP-55 SL (15.50-16.00)**	**GP-56 SL (14.25-14.75)**	**GP-56 SL (15.00-15.50)**	**GP-56 SL (15.50-16.00)**	**GP-56 SL (16.00-16.50)**	**GP-57 SL (14.50-15.00)**	**FD-1 SL**
				Sampling Interval	14.50 - 15.00	15.00 - 15.50	15.50 - 16.00	14.25 - 14.75	15.00 - 15.50	15.50 - 16.00	16.00 - 16.50	14.50 - 15.00	
				Sample Date	10/5/2020	10/5/2020	10/5/2020	10/5/2020	10/5/2020	10/5/2020	10/5/2020	10/5/2020	
1.399	***50***	***160***	***1,700***	1,1-Dichloroethane	0.0014 J	0.019	0.086	<0.0044	0.0046 *	0.0032 J	<0.0038	<0.0041	<0.0041
0.600	***6.4***	***20***	***730***	1,2-Dichloroethane	<0.0046	<0.0053	<0.0039	<0.0044	<0.0041	<0.0049	<0.0038	<0.0041	<0.0041
0.855	***220***	***2,300***	***2,400***	cis-1,2-Dichloroethene	<0.0046	<0.0053	<0.0039	<0.0044	<0.0041	<0.0049	<0.0038	<0.0041	<0.0041
1.258	***1,900***	***1,900***	***1,900***	trans-1,2-Dichloroethene	<0.0046	<0.0053	<0.0039	<0.0044	<0.0041	<0.0049	<0.0038	<0.0041	<0.0041
65.008	***490***	***3,200***	***3,300***	Methylene chloride	<0.018 *	<0.021	<0.016	<0.017	<0.016	<0.020	<0.015	<0.016	<0.016
2.667	***110***	***170***	***170***	Tetrachloroethylene (PCE)	1.2	0.060	<0.0039 *	0.022	<0.0041	<0.0049	<0.0038	0.031	0.049
181.959	***640***	***640***	***640***	1,1,1-Trichloroethane	0.047	0.16	0.0025 J	0.0088	0.035 *	0.027	0.00070 J	0.0016 J	0.0032 J
0.153	***5.7***	***19***	***95***	Trichlorethylene (TCE)	**0.70**	**4.0**	0.039	<0.0044 *	0.016	0.0099	<0.0038	<0.0041 *	<0.0041 *
0.022	***0.83***	***17***	***1,300***	Vinyl Chloride	<0.0046 *	<0.0053	<0.0039 *	<0.0044 *	<0.0041	<0.0049 *	<0.0038 *	<0.0041	<0.0041
N/A	N/A	N/A	N/A	Percent Moisture	7.8	10.2	9.1	9.9	3.2	12.7	6.6	4.0	4.2

Table 1 (continued)
Site Soil Investigation - Soil Analytical Results
Former Bendix Facility
EPA ID # IND 044 587 848
Franklin, IN 46131

Screening Levels (mg/kg)				Parameters	Soil Sampling Locations (mg/kg)								
Re-Calculated RCG MTGSL	RCG RDCSL	RCG IDCSL	RCG EWDCSL	**Sample Location**	Unit B	Bottom Unit B	Top Unit C	Unit B (Unsaturated)	Unit B (Unsaturated)		Unit B	Bottom Unit B	Top Unit C
				Sample ID	**GP-57 SL (21.50-22.00)**	**GP-57 SL (22.50-23.00)**	**GP-57 SL (23.00-23.50)**	**GP-58 SL (8-10)**	**GP-58 SL (14.25-14.75)**	**FD-4 SL**	**GP-58 SL (25.00-25.50)**	**GP-58 SL (25.25-25.75)**	**GP-58 SL (25.75-26.25)**
				Sampling Interval	21.50 - 22.00	22.50 - 23.00	23.00 - 23.50	8.00 - 10.00	14.25 - 14.75		25.00 - 25.00	25.25 - 25.75	25.75 - 26.25
				Sample Date	10/5/2020	10/5/2020	10/5/2020	10/5/2020	10/5/2020		10/5/2020	10/5/2020	10/5/2020
1.399	***50***	***160***	***1,700***	1,1-Dichloroethane	0.0061	0.0076	**5.9**	<0.0047	<0.0053	<0.0050	0.0097	0.0073	0.0050
0.600	***6.4***	***20***	***730***	1,2-Dichloroethane	<0.0048	<0.0051	<0.0040	<0.0047	<0.0053	<0.0050	<0.0052	<0.0064	<0.0043
0.855	***220***	***2,300***	***2,400***	cis-1,2-Dichloroethene	<0.0048	<0.0051	<0.0040	<0.0047	<0.0053	<0.0050	<0.0052	<0.0064	<0.0043
1.258	***1,900***	***1,900***	***1,900***	trans-1,2-Dichloroethene	<0.0048	<0.0051	<0.0040	<0.0047	<0.0053	<0.0050	<0.0052	<0.0064	<0.0043
65.008	***490***	***3,200***	***3,300***	Methylene chloride	<0.019	<0.020	<0.016	<0.019	<0.021	<0.020	<0.021	<0.026	<0.017
2.667	***110***	***170***	***170***	Tetrachloroethylene (PCE)	<0.0048	<0.0051	<0.0040 *	0.011	0.00096 J	<0.0050	<0.0052	<0.0064	<0.0043
181.959	***640***	***640***	***640***	1,1,1-Trichloroethane	0.040	0.015	8.2	<0.0047	0.0039 J	0.0042 J	0.013	0.013	<0.0043
0.153	***5.7***	***19***	***95***	Trichlorethylene (TCE)	<0.0048 *	<0.0051	<0.0040	<0.0047	<0.0053 *	<0.0050 *	<0.0052	<0.0064	<0.0043
0.022	***0.83***	***17***	***1,300***	Vinyl Chloride	<0.0048	<0.0051	<0.0040	<0.0047	<0.0053	<0.0050	<0.0052	<0.0064	<0.0043
N/A	N/A	N/A	N/A	Percent Moisture	11.4	10.3	8.0	4.0	15.3	14.5	16.1	15.7	6.8

Screening Levels (mg/kg)				Parameters	Soil Sampling Locations (mg/kg)								
Re-Calculated RCG MTGSL	RCG RDCSL	RCG IDCSL	RCG EWDCSL	**Sample Location**	MIP-29, Unit B (Unsaturated)	MIP-29, Unit B (Unsaturated)	MIP-29, Bottom Unit B		MIP-29, Top Unit C	MIP-29, Unit C	MIP-30, Unit B (Unsaturated)	MIP-30, Unit B	MIP-30, Bottom Unit B
				Sample ID	**GP-59 SL (13.75-14.25)**	**GP-59 SL (14.50-15.00)**	**GP-59 SL (24.50-25.00)**	**FD-1 SL**	**GP-59 SL (25.00-25.50)**	**GP-59 SL (26.00-26.50)**	**GP-60 SL (14.75-15.25)**	**GP-60 SL (18.75-19.25)**	**GP-60 SL (23.50-24.00)**
				Sampling Interval	13.75 - 14.25	14.50 - 15.00	24.50 - 25.00		25.00 - 25.50	26.00 - 26.50	14.75 - 15.25	18.75 - 19.25	23.50 - 24.00
				Sample Date	1/12/2021	1/12/2021	1/12/2021		1/12/2021	1/12/2021	1/12/2021	1/12/2021	1/12/2021
1.399	***50***	***160***	***1,700***	1,1-Dichloroethane	<0.00067	<0.00060	<0.00068	<0.00076	<0.00066	<0.00066	<0.00070	<0.00063	<0.00065
0.600	***6.4***	***20***	***730***	1,2-Dichloroethane	<0.00080	<0.00071	<0.00081	<0.00090	<0.00078	<0.00079	<0.00084	<0.00074	<0.00077
0.855	***220***	***2,300***	***2,400***	cis-1,2-Dichloroethene	<0.0011	<0.00095	<0.0011	<0.0012 x	<0.0010	<0.0011	<0.0011	<0.0010	<0.0010
1.258	***1,900***	***1,900***	***1,900***	trans-1,2-Dichloroethene	<0.00088	<0.00078	<0.00089	<0.00099 x	<0.00086	<0.00086	<0.00091	<0.00082	<0.00085
65.008	***490***	***3,200***	***3,300***	Methylene chloride	<0.0025	<0.0022	<0.0025	0.0033 J x	<0.0025	0.0035 J	<0.0026	<0.0023	<0.0024
2.667	***110***	***170***	***170***	Tetrachloroethylene (PCE)	0.025 x	0.031 x	<0.00064 x	<0.00071 x	<0.00061 x	<0.00062 x	0.10 x	<0.00058 x	<0.00061 x
181.959	***640***	***640***	***640***	1,1,1-Trichloroethane	<0.00063	<0.00056	0.0020 J	<0.00071 x	<0.00061	<0.00062	0.0034 J	0.0019 J	0.0058
0.153	***5.7***	***19***	***95***	Trichlorethylene (TCE)	0.0027 J	0.0024 J	<0.0010	<0.0011	<0.0010	<0.0010	0.0050 J	<0.00095	<0.00098
0.022	***0.83***	***17***	***1,300***	Vinyl Chloride	<0.00030	<0.00027	<0.00031	<0.00034	<0.00030	<0.00030	<0.00032	<0.00028	<0.00029
N/A	N/A	N/A	N/A	Percent Moisture	5.2	7.3	13.4	13.9	6.7	6.5	8.1	15.8	15.1

Table 1 (continued)
Site Soil Investigation - Soil Analytical Results
Former Bendix Facility
EPA ID # IND 044 587 848
Franklin, IN 46131

Screening Levels (mg/kg)				Parameters	Soil Sampling Locations (mg/kg)								
Re-Calculated RCG MTGSL	RCG RDCSL	RCG IDCSL	RCG EWDCSL	**Sample Location**	MIP-30, Top Unit C	MIP-31, Unit A (Unsaturated)	MIP-31, Unit B (Unsaturated)	MIP-31, Bottom Unit B	MIP-31, Top Unit C	MIP-32, Unit A (Unsaturated)	MIP-32, Unit B	MIP-32, Bottom Unit B	MIP-32, Top Unit C
				Sample ID	**GP-60 SL (24.00-24.50)**	**GP-61 SL (2.75-3.25)**	**GP-61 SL (12.50-13.00)**	**GP-61 SL (23.00-23.50)**	**GP-61 SL (23.50-24.00)**	**GP-62 SL (2.75-3.25)**	**GP-62 SL (17.75-18.25)**	**GP-62 SL (23.50-24.00)**	**GP-62 SL (24.00-24.50)**
				Sampling Interval	24.00 - 24.50	2.75 - 3.25	12.50 - 13.00	23.00 - 23.50	23.50 - 24.00	2.75 - 3.25	17.75 - 18.25	23.50 - 24.00	24.00 - 24.50
				Sample Date	1/12/2021	1/12/2021	1/12/2021	1/12/2021	1/12/2021	1/12/2021	1/12/2021	1/12/2021	1/12/2021
1.399	***50***	***160***	***1,700***	1,1-Dichloroethane	<0.00073	<0.00034	<0.00034	<0.00041	0.0030 J	<0.00036	<0.00036	<0.00044	0.0014 J
0.600	***6.4***	***20***	***730***	1,2-Dichloroethane	<0.00087	<0.00037	<0.00037	<0.00044	<0.00045	<0.00039	<0.00039	<0.00048	<0.00042
0.855	***220***	***2,300***	***2,400***	cis-1,2-Dichloroethene	<0.0012	<0.00029	<0.00029	<0.00034	<0.00052	<0.00030	<0.00030	<0.00037	<0.00033
1.258	***1,900***	***1,900***	***1,900***	trans-1,2-Dichloroethene	<0.00095	<0.00021	<0.00021	<0.00025	<0.00075	<0.00023	<0.00023	<0.00027	<0.00024
65.008	***490***	***3,200***	***3,300***	Methylene chloride	<0.0027	<0.0023	<0.0022	<0.0027	<0.00083	<0.0024	<0.0024	<0.0029	<0.0026
2.667	***110***	***170***	***170***	Tetrachloroethylene (PCE)	<0.00068 x	0.022	0.071	<0.00033	<0.00072	0.024	0.0037 J	<0.00036	0.00054 J
181.959	***640***	***640***	***640***	1,1,1-Trichloroethane	0.0072	0.00078 J	0.0019 J	0.0067	<0.00049	0.00068 J	0.00063 J	0.0057 J	0.0078
0.153	***5.7***	***19***	***95***	Trichlorethylene (TCE)	<0.0011	0.0033 J	0.0037 J	0.0022 J	<0.00062	0.00075 J	<0.00020	0.0030 J	0.00032 J
0.022	***0.83***	***17***	***1,300***	Vinyl Chloride	<0.00033	<0.00017	<0.00017	<0.00020	<0.00037	<0.00018	<0.00018	<0.00021	<0.00019
N/A	N/A	N/A	N/A	Percent Moisture	8.6	13.1	3.2	10.6	8.2	15.8	10.7	14.4	7.3

Screening Levels (mg/kg)				Parameters	Soil Sampling Locations (mg/kg)								
Re-Calculated RCG MTGSL	RCG RDCSL	RCG IDCSL	RCG EWDCSL	**Sample Location**	MIP-33, Unit B (Unsaturated)	MIP-33, Unit B	MIP-33, Bottom Unit B		MIP-33, Top Unit C	MIP-34, Unit B	MIP-34, Bottom Unit B	MIP-34, Top Unit C	
				Sample ID	**GP-63 SL (14.50-15.00)**	**GP-63 SL (15.75-16.25)**	**GP-63 SL (23.75-24.25)**	**FD-2 SL**	**GP-63 SL (24.25-24.75)**	**GP-64 SL (15.75-16.25)**	**GP-64 SL (23.50-24.00)**	**GP-64 SL (24.00-24.50)**	**FD-3 SL**
				Sampling Interval	14.50 - 15.00	15.75 - 16.25	23.75 - 24.25		24.25 - 24.75	15.75 - 16.25	23.50 - 24.00	24.00 - 24.50	
				Sample Date	1/12/2021	1/12/2021	1/12/2021		1/12/2021	1/13/2021	1/13/2021	1/13/2021	
1.399	***50***	***160***	***1,700***	1,1-Dichloroethane	<0.00058	<0.00058	<0.00071	<0.00080	<0.00067	<0.00052	<0.79	<0.34	<0.31
0.600	***6.4***	***20***	***730***	1,2-Dichloroethane	<0.00069	<0.00069	<0.00085	<0.00096	<0.00080	<0.00063	**<0.85**	<0.37	<0.34
0.855	***220***	***2,300***	***2,400***	cis-1,2-Dichloroethene	<0.00092 x	<0.00093 x	<0.0011 x	<0.0013 x	<0.0011 x	<0.00084 x	<0.66	<0.29	<0.26
1.258	***1,900***	***1,900***	***1,900***	trans-1,2-Dichloroethene	<0.00075 x	<0.00076 x	<0.00093 x	<0.0010 x	<0.00087 x	<0.00068 x	<0.49	<0.21	<0.20
65.008	***490***	***3,200***	***3,300***	Methylene chloride	<0.0022 x	<0.0022 x	<0.0027 x	0.0042 J x	0.0043 J x	0.0027 J x	<5.2	<2.2	<2.1
2.667	***110***	***170***	***170***	Tetrachloroethylene (PCE)	0.88 x	0.025 x	0.0030 J x	<0.00075 x	<0.00062 x	0.020 x	***279***	**14.7**	**24.0**
181.959	***640***	***640***	***640***	1,1,1-Trichloroethane	0.0045 J x	<0.00054 x	0.0061 x	0.018 x	0.0092 x	<0.00049 x	2.2 J	0.52 J	0.43 J
0.153	***5.7***	***19***	***95***	Trichlorethylene (TCE)	0.017	0.0026 J	0.0046 J	<0.0012	<0.0010	<0.00080	***6.9 J***	***15.9***	***11.8***
0.022	***0.83***	***17***	***1,300***	Vinyl Chloride	<0.00026	<0.00026	<0.00032	<0.00036	<0.00030	<0.00024	**<0.38**	**<0.17**	**<0.15**
N/A	N/A	N/A	N/A	Percent Moisture	4.1	9.9	11.2	7.2	7.2	9.0	14.5	9.9	9.4

Table 1 (continued)
Site Soil Investigation - Soil Analytical Results
Former Bendix Facility
EPA ID # IND 044 587 848
Franklin, IN 46131

Screening Levels (mg/kg)				Parameters	Soil Sampling Locations (mg/kg)								
Re-Calculated RCG MTGSL	RCG RDCSL	RCG IDCSL	RCG EWDCSL	**Sample Location**	MIP-34, Unit C	MIP-35, Unit A (Unsaturated)	MIP-35, Unit B (Unsaturated)	MIP-35, Bottom Unit B	MIP-35, Top Unit C	MIP-36, Unit B (Unsaturated)	MIP-36, Bottom Unit B		MIP-36, Top Unit C
				Sample ID	**GP-64 SL (24.50-25.00)**	**GP-65 SL (3.75-4.25)**	**GP-65 SL (14.50-15.00)**	**GP-65 SL (23.50-24.00)**	**GP-65 SL (24.00-24.50)**	**GP-66 SL (7.00-7.50)**	**GP-66 SL (24.00-24.50)**	**FD-5 SL**	**GP-66 SL (24.50-25.00)**
				Sampling Interval	24.50 - 25.00	3.75 - 4.25	14.50 - 15.00	23.50 - 24.00	24.00 - 24.50	7.00 - 7.50	24.00 - 24.50		24.50 - 25.00
				Sample Date	1/13/2021	1/13/2021	1/13/2021	1/13/2021	1/13/2021	1/13/2021	1/13/2021		1/13/2021
1.399	***50***	***160***	***1,700***	1,1-Dichloroethane	0.026	<0.00047	<0.00048	<0.00038	0.0011 J	<0.00033	<0.019	<0.047	0.028
0.600	***6.4***	***20***	***730***	1,2-Dichloroethane	<0.00068	<0.00050	<0.00052	<0.00041	<0.00037	<0.00036	<0.020	<0.051	<0.00034
0.855	***220***	***2,300***	***2,400***	cis-1,2-Dichloroethene	<0.00091 x	0.0010 J	<0.00040	<0.00032	<0.00028	<0.00028	<0.016	<0.040	0.00039 J
1.258	***1,900***	***1,900***	***1,900***	trans-1,2-Dichloroethene	<0.00074 x	<0.00029 xx	<0.00030 xx	<0.00024 xx	<0.00021 xx	<0.00021 xx	<0.012 xx	<0.029	<0.00020 xx
65.008	***490***	***3,200***	***3,300***	Methylene chloride	0.0024 J x	<0.0031	<0.0032	<0.0025	<0.0022	<0.0022	<0.12	<0.31	<0.0021
2.667	***110***	***170***	***170***	Tetrachloroethylene (PCE)	0.061 x	0.028	0.12	0.00056 J	<0.00028	0.040	**4.6**	***378***	**16.2**
181.959	***640***	***640***	***640***	1,1,1-Trichloroethane	<0.00053 x	0.00064 J	0.0014 J	0.0029 J	0.00053 J	<0.00020	0.033 J	0.096 J	<0.00019
0.153	***5.7***	***19***	***95***	Trichlorethylene (TCE)	0.011	0.0018 J	0.0046 J	0.00057 J	<0.00018	0.0018 J	0.028 J	**1.6**	**4.7**
0.022	***0.83***	***17***	***1,300***	Vinyl Chloride	<0.00026	<0.00023	<0.00023	<0.00019	<0.00017	<0.00016	<0.0092	**<0.023**	<0.00015
N/A	N/A	N/A	N/A	Percent Moisture	9.0	20.4	6.0	15.0	6.4	5.0	15.7	15.2	7.1

Screening Levels (mg/kg)				Parameters	Soil Sampling Locations (mg/kg)								
Re-Calculated RCG MTGSL	RCG RDCSL	RCG IDCSL	RCG EWDCSL	**Sample Location**	MIP-37, Unit B (Unsaturated)	MIP-37, Bottom Unit B	MIP-37, Top Unit C	MIP-37, Unit C	MIP-38, Unit B (Unsaturated)	MIP-38, Bottom Unit B	MIP-38, Top Unit C	MIP-38, Unit C	MIP-39, Unit B
				Sample ID	**GP-67 SL (14.75-15.25)**	**GP-67 SL (22.50-23.00)**	**GP-67 SL (23.75-24.25)**	**GP-67 SL (24.25-24.75)**	**GP-68 SL (14.50-15.00)**	**GP-68 SL (23.25-23.75)**	**GP-68 SL (23.75-24.25)**	**GP-68 SL (24.25-24.75)**	**GP-69 SL (17.75-18.25)**
				Sampling Interval	14.75 - 15.25	22.50 - 23.00	23.75 - 24.25	24.25 - 24.75	14.50 - 15.00	23.25 - 23.75	23.75 - 24.25	24.25 - 24.75	17.75 - 18.25
				Sample Date	1/13/2021	1/13/2021	1/13/2021	1/13/2021	1/14/2021	1/14/2021	1/14/2021	1/14/2021	1/13/2021
1.399	***50***	***160***	***1,700***	1,1-Dichloroethane	<0.00033	<0.00040	0.0013 J	0.13 J	<0.00038	<0.00038	<0.034	0.012	<0.00036
0.600	***6.4***	***20***	***730***	1,2-Dichloroethane	<0.00036	<0.00044	<0.00045	<0.034	<0.00041	<0.00041	<0.036	<0.00041	<0.00038
0.855	***220***	***2,300***	***2,400***	cis-1,2-Dichloroethene	<0.00028	<0.00034	<0.00035	<0.027	<0.00032	<0.00032	<0.028	<0.00032	<0.00030
1.258	***1,900***	***1,900***	***1,900***	trans-1,2-Dichloroethene	<0.00021 xx	<0.00025 xx	<0.00026 xx	<0.020 xx	<0.00023 xx	<0.00024 xx	<0.021 xx	0.00052 J xx	<0.00022
65.008	***490***	***3,200***	***3,300***	Methylene chloride	<0.0022	<0.0027	<0.0027	<0.21	<0.0025	<0.0025	<0.22	<0.0025	<0.0023
2.667	***110***	***170***	***170***	Tetrachloroethylene (PCE)	0.087	0.18	**42.6**	**24.8**	1.6	***149***	***137***	**11.1**	0.097
181.959	***640***	***640***	***640***	1,1,1-Trichloroethane	0.0015 J	0.0048 J	0.0034 J	0.20 J	0.0068	0.11	1.1	0.091	0.0033 J
0.153	***5.7***	***19***	***95***	Trichlorethylene (TCE)	0.0048	0.0021 J	0.072	***5.8***	0.016	**4.5**	***6.0***	***9.3***	0.0012 J
0.022	***0.83***	***17***	***1,300***	Vinyl Chloride	<0.00016	<0.00020	<0.00020	<0.015	<0.00018	<0.00019	<0.016	<0.00018	<0.00017
N/A	N/A	N/A	N/A	Percent Moisture	4.9	16.3	15.9	8.9	5.1	11.9	9.6	8.0	15.1

Table 1 (continued)
Site Soil Investigation - Soil Analytical Results
Former Bendix Facility
EPA ID # IND 044 587 848
Franklin, IN 46131

Screening Levels (mg/kg)				Parameters	Soil Sampling Locations (mg/kg)								
Re-Calculated RCG MTGSL	RCG RDCSL	RCG IDCSL	RCG EWDCSL	**Sample Location**	MIP-39, Bottom Unit B		MIP-39, Top Unit C	MIP-39, Unit C	MIP-39, Unit C	MIP-40, Unit B	MIP-40, Bottom Unit B	MIP-40, Top Unit C	MIP-40, Unit C
				Sample ID	**GP-69 SL (22.50-23.00)**	**FD-4 SL**	**GP-69 SL (23.50-24.00)**	**GP-69 SL (24.00-24.50)**	**GP-69 SL (25.00-25.50)**	**GP-70 SL (15.00-15.50)**	**GP-70 SL (23.50-24.00)**	**GP-70 SL (24.00-24.50)**	**GP-70 SL (24.50-25.00)**
				Sampling Interval	22.50 - 23.00		23.50 - 24.00	24.00 - 24.50	25.00 - 25.50	15.00 - 15.50	23.50 - 24.00	24.00 - 24.50	24.50 - 25.00
				Sample Date	1/13/2021		1/13/2021	1/13/2021	1/13/2021	1/13/2021	1/13/2021	1/13/2021	1/13/2021
1.399	***50***	***160***	***1,700***	1,1-Dichloroethane	<0.00041	<0.00039	<0.049	0.037	0.034	<0.00040	<0.00041	0.0018 J	0.0014 J
0.600	***6.4***	***20***	***730***	1,2-Dichloroethane	<0.00044	<0.00042	<0.053	<0.00039	<0.00042	<0.00043	<0.00044	<0.00044	<0.00039
0.855	***220***	***2,300***	***2,400***	cis-1,2-Dichloroethene	<0.00034	<0.00033	<0.041	0.025	0.014	<0.00033	<0.00034	<0.00034	<0.00030
1.258	***1,900***	***1,900***	***1,900***	trans-1,2-Dichloroethene	<0.00026 xx	<0.00024	<0.030 xx	0.0023 J xx	0.0011 J xx	<0.00025 xx	<0.00025 xx	<0.00025	<0.00022
65.008	***490***	***3,200***	***3,300***	Methylene chloride	<0.0027	<0.0026	<0.32	<0.0024	<0.0026	<0.0026	<0.0027	<0.0027	<0.0024
2.667	***110***	***170***	***170***	Tetrachloroethylene (PCE)	0.028	0.038	2.2	**26.8 xx**	0.11	0.0022 J	0.0015 J	0.00035 J	0.0010 J
181.959	***640***	***640***	***640***	1,1,1-Trichloroethane	0.0030 J	0.0040 J	<0.029	0.0016 J	<0.00023	0.00034 J	0.00055 J	<0.00024	0.00044 J
0.153	***5.7***	***19***	***95***	Trichlorethylene (TCE)	0.0041 J	0.0011 J	**0.21 J**	***10.5***	**0.68**	0.00098 J	0.00024 J	<0.00022	<0.00019
0.022	***0.83***	***17***	***1,300***	Vinyl Chloride	<0.00020	<0.00019	**<0.024**	<0.00018	<0.00019	<0.00019	<0.00020	<0.00020	<0.00017
N/A	N/A	N/A	N/A	Percent Moisture	18.4	15.9	12.9	10.7	6.0	18.2	9.5	9.1	8.8

Screening Levels (mg/kg)				Parameters	Soil Sampling Locations (mg/kg)								
Re-Calculated RCG MTGSL	RCG RDCSL	RCG IDCSL	RCG EWDCSL	**Sample Location**	MIP-41, Unit A (Unsaturated)	MIP-41, Bottom Unit B		MIP-41, Top Unit C	MIP-41, Unit C	MIP-42, Unit B (Unsaturated)	MIP-42, Bottom Unit B	MIP-42, Top Unit C	MIP-42, Unit C
				Sample ID	**GP-71 SL (3.50-4.00)**	**GP-71 SL (23.00-23.50)**	**FD-6 SL**	**GP-71 SL (23.50-24.00)**	**GP-71 SL (24.00-24.50)**	**GP-72 SL (6.50-7.00)**	**GP-72 SL (23.00-23.50)**	**GP-72 SL (23.50-24.00)**	**GP-72 SL (24.00-24.50)**
				Sampling Interval	3.50 - 4.00	23.00 - 23.50		23.50 - 24.00	24.00 - 24.50	6.50 - 7.00	23.00 - 23.50	23.50 - 24.00	24.00 - 24.50
				Sample Date	1/14/2021	1/14/2021		1/14/2021	1/14/2021	1/13/21 11:40 PM	1/14/2021	1/14/2021	1/14/2021
1.399	***50***	***160***	***1,700***	1,1-Dichloroethane	<0.00037	<0.041	<0.041	<0.032	0.039	<0.00045	<0.00037	<0.028	0.061 J
0.600	***6.4***	***20***	***730***	1,2-Dichloroethane	<0.00040	<0.045	<0.045	<0.034	<0.00040	<0.00049	<0.00040	<0.031	<0.036
0.855	***220***	***2,300***	***2,400***	cis-1,2-Dichloroethene	<0.00031	<0.035	<0.035	<0.027	0.0011 J	<0.00038	<0.00031	<0.024	<0.028
1.258	***1,900***	***1,900***	***1,900***	trans-1,2-Dichloroethene	<0.00023	<0.026	<0.026	<0.020	0.00024 J	<0.00028	<0.00023	<0.018	<0.021
65.008	***490***	***3,200***	***3,300***	Methylene chloride	<0.0024	<0.27	<0.27	<0.21	<0.0024	<0.0030	<0.0024	<0.19	<0.22
2.667	***110***	***170***	***170***	Tetrachloroethylene (PCE)	0.021	**74.0**	***117***	**75.7**	**12.4**	0.052	**16.4 xx**	**99.3**	**25.7**
181.959	***640***	***640***	***640***	1,1,1-Trichloroethane	0.00047 J	0.49 J	0.61	0.38 J	0.012	0.00045 J	0.017	0.53	0.73
0.153	***5.7***	***19***	***95***	Trichlorethylene (TCE)	0.0015 J	**2.9**	**3.5**	**3.3**	**4.5**	0.0029 J	0.016	***7.0***	***7.6***
0.022	***0.83***	***17***	***1,300***	Vinyl Chloride	<0.00018	<0.020	<0.020	<0.016	<0.00018	<0.00022	<0.00018	<0.014	<0.016
N/A	N/A	N/A	N/A	Percent Moisture	14.9	15.6	15.8	8.7	8.6	9.8	14.6	10.1	8.7

Table 1 (continued)
Site Soil Investigation - Soil Analytical Results
Former Bendix Facility
EPA ID # IND 044 587 848
Franklin, IN 46131

Screening Levels (mg/kg)				Parameters	Soil Sampling Locations (mg/kg)								
Re-Calculated RCG MTGSL	RCG RDCSL	RCG IDCSL	RCG EWDCSL	**Sample Location**	MIP-43, Unit A (Unsaturated)	MIP-43, Bottom Unit B		MIP-43, Top Unit C	MIP-43, Unit C	Exterior Facility, Unit B (Unsaturated)	Exterior Facility, Bottom Unit B	Exterior Facility, Top Unit C	Interior Facility, Unit B (Unsaturated)
				Sample ID	**GP-73 SL (3.50-4.00)**	**GP-73 SL (23.00-23.50)**	**FD-7 SL**	**GP-73 SL (23.50-24.00)**	**GP-73 SL (24.50-25.00)**	**GP-74 SL (13.00-13.50)**	**GP-74 SL (21.00 - 21.50)**	**GP-74 SL (21.50 - 22.00)**	**GP-75 SL (13.00 - 13.50)**
				Sampling Interval	3.50 - 4.00	23.00 - 23.50		23.50 - 24.00	24.50 - 25.00	13.00 - 13.50	21.00 - 21.50	21.50 - 22.00	13.00 - 13.50
				Sample Date	1/14/2021	1/14/2021		1/14/2021	1/14/2021	1/18/2021	1/18/2021	1/18/2021	1/18/2021
1.399	***50***	***160***	***1,700***	1,1-Dichloroethane	<0.00044	<0.038	<0.00040	<0.037	0.015 xx	<0.018	<0.00061	<0.00053	<0.00066
0.600	***6.4***	***20***	***730***	1,2-Dichloroethane	<0.00047	<0.041	<0.00044	<0.040	<0.00035	<0.020	<0.00073	<0.00063	<0.00079
0.855	***220***	***2,300***	***2,400***	cis-1,2-Dichloroethene	<0.00037	<0.031	<0.00034	<0.031	<0.00027	<0.015	<0.00098	<0.00085	<0.0011
1.258	***1,900***	***1,900***	***1,900***	trans-1,2-Dichloroethene	<0.00027	<0.023	<0.00025	<0.023	<0.00020	<0.011	<0.00080	<0.00069	<0.00087
65.008	***490***	***3,200***	***3,300***	Methylene chloride	<0.0029	<0.25	<0.0027	<0.24	<0.0021	<0.12	<0.0023	<0.0020	0.0030 J
2.667	***110***	***170***	***170***	Tetrachloroethylene (PCE)	0.15	**36.8**	**33.6**	**81.2**	0.11 xx	0.43	<0.00057	<0.00049	<0.00062
181.959	***640***	***640***	***640***	1,1,1-Trichloroethane	0.0011 J	0.041 J	0.0065	0.12 J	<0.00019	0.066 J	<0.00057	0.0014 J	<0.00062
0.153	***5.7***	***19***	***95***	Trichlorethylene (TCE)	0.0060	**0.38 J**	0.055	**1.9**	0.0041 J	<0.0099	<0.00093	<0.00080	<0.0010
0.022	***0.83***	***17***	***1,300***	Vinyl Chloride	<0.00021	<0.018	<0.00020	<0.018	<0.00016	<0.0089 w	<0.00028 w	<0.00024 w	<0.00030 w
N/A	N/A	N/A	N/A	Percent Moisture	4.7	15.7	14.8	9.3	8.0	8.9	12.1	9.0	6.0

Screening Levels (mg/kg)				Parameters	Soil Sampling Locations (mg/kg)								
Re-Calculated RCG MTGSL	RCG RDCSL	RCG IDCSL	RCG EWDCSL	**Sample Location**	Interior Facility, Bottom Unit B	Interior Facility, Top Unit C		Interior Facility, Unit B (Unsaturated)	Interior Facility, Bottom Unit B	Interior Facility, Top Unit C	Interior Facility, Near FD-1, Unit B (Unsaturated)	Interior Facility, Near FD-1, Bottom Unit B	
				Sample ID	**GP-75 SL (22.00-22.50)**	**GP-75 SL (22.50-23.00)**	**FD-9 SL**	**GP-76 SL (15.00-15.50)**	**GP-76 SL (23.25-23.75)**	**GP-76 SL (23.75-24.25)**	**GP-77 SL (14.50-15.00)**	**GP-77 SL (21.50-22.00)**	**FD-10 SL**
				Sampling Interval	22.00 - 22.50	22.50 - 23.00		15.00 - 15.50	23.25 - 23.75	23.75 - 24.25	14.50 - 15.00	21.50 - 22.00	
				Sample Date	1/18/2021	1/18/2021		1/18/2021	1/18/2021	1/18/2021	1/18/2021	1/18/2021	
1.399	***50***	***160***	***1,700***	1,1-Dichloroethane	<0.00072	<0.00045	<0.00035	<0.00074 w	<0.00071	<0.00085	<0.00040	0.010	0.0058
0.600	***6.4***	***20***	***730***	1,2-Dichloroethane	<0.00086	<0.00053	<0.00038	<0.00088 w	<0.00085	<0.00057	<0.00044	<0.00083	<0.00043
0.855	***220***	***2,300***	***2,400***	cis-1,2-Dichloroethene	<0.0012	<0.00071	<0.00030	<0.0012 w	<0.0011	<0.00066	<0.00034	<0.00095	<0.00033
1.258	***1,900***	***1,900***	***1,900***	trans-1,2-Dichloroethene	<0.00094	<0.00058	<0.00022	<0.00097 w	<0.00093	<0.00095	<0.00025	<0.0014	<0.00025
65.008	***490***	***3,200***	***3,300***	Methylene chloride	<0.0027	<0.0017	<0.0023	<0.0028 w	<0.0027	0.0028 J	<0.0027	0.0028 J	<0.0026
2.667	***110***	***170***	***170***	Tetrachloroethylene (PCE)	<0.00067	<0.00042	<0.00029	0.0027 J w	<0.00066	<0.00091	0.0070	<0.0013	<0.00032
181.959	***640***	***640***	***640***	1,1,1-Trichloroethane	<0.00068	0.0053	0.0033 J	<0.00069 w	<0.00066	0.0069	0.00032 J	<0.00090	<0.00024
0.153	***5.7***	***19***	***95***	Trichlorethylene (TCE)	<0.0011	<0.00068	<0.00019	<0.0011 w	<0.0011	0.0013 J	<0.00022	0.0019 J	0.0020 J
0.022	***0.83***	***17***	***1,300***	Vinyl Chloride	<0.00033 w	<0.00020 w	<0.00017 w	<0.00034 w	<0.00032 w	<0.00046 w	<0.00020 w	<0.00067 w	<0.00019
N/A	N/A	N/A	N/A	Percent Moisture	12.6	---	9.1	7.7	7.8	9.7	7.9	12.4	9.4

Table 1 (continued)
Site Soil Investigation - Soil Analytical Results
Former Bendix Facility
EPA ID # IND 044 587 848
Franklin, IN 46131

Screening Levels (mg/kg)				Parameters	Soil Sampling Locations (mg/kg)								
Re-Calculated RCG MTGSL	RCG RDCSL	RCG IDCSL	RCG EWDCSL	**Sample Location**	Interior Facility, Near FD-1, Top Unit C	Interior Facility, Near FD-3, Unit B (Unsaturated)	Interior Facility, Near FD-3, Bottom Unit B	Interior Facility, Near FD-3, Top Unit C	Interior Facility, Near FD-3, Unit C	Exterior Facility, Unit B (Unsaturated)	Exterior Facility, Bottom Unit B	Exterior Facility, Top Unit C	Exterior Facility, Unit C
				Sample ID	**GP-77 SL (22.00-22.50)**	**GP-78 SL (15.00-15.25)**	**GP-78 SL (20.50-21.00)**	**GP-78 SL (21.00-21.50)**	**GP-78 SL (24.50-25.00)**	**GP-79 SL (14.50-15.00)**	**GP-79 SL (22.50-23.00)**	**GP-79 SL (23.00-23.50)**	**GP-79 SL (24.00-24.50)**
				Sampling Interval	22.00 - 22.50	15.00 - 15.25	20.50 - 21.00	21.00 - 21.50	24.50 - 25.00	14.50 - 15.00	22.50 - 23.00	23.00 - 23.50	24.00 - 24.50
				Sample Date	1/18/2021	1/18/2021	1/18/2021	1/18/2021	1/18/2021	1/18/2021	1/18/2021	1/18/2021	1/18/2021
1.399	***50***	***160***	***1,700***	1,1-Dichloroethane	0.0053	<0.0014	<0.00086	0.0051	<0.00074 w	<0.11	<0.00038	0.0011 J	<0.00031
0.600	***6.4***	***20***	***730***	1,2-Dichloroethane	<0.00057	<0.00097	<0.00058	<0.00050	<0.00088	<0.072	<0.00041	<0.00035	<0.00033
0.855	***220***	***2,300***	***2,400***	cis-1,2-Dichloroethene	<0.00065	<0.0011	<0.00067	<0.00058	<0.0012 w	<0.083	<0.00032	0.0012 J	<0.00026
1.258	***1,900***	***1,900***	***1,900***	trans-1,2-Dichloroethene	<0.00094	<0.0016	<0.00097	<0.00084	<0.00097 w	<0.12	<0.00024	<0.00020	<0.00019
65.008	***490***	***3,200***	***3,300***	Methylene chloride	0.0026 J	0.0050 J	0.0024 J	0.0023 J	0.0031 J w	<0.13	<0.0025	<0.0021	<0.0020
2.667	***110***	***170***	***170***	Tetrachloroethylene (PCE)	<0.00090 w	0.065 w	<0.00092	<0.00080 w	<0.00069 w	1.9	0.017	0.0019 J	0.0043
181.959	***640***	***640***	***640***	1,1,1-Trichloroethane	<0.00062	0.0050 J	0.0097	0.0036 J	<0.00069 w	<0.078	0.0017 J	0.00099 J	0.00027 J
0.153	***5.7***	***19***	***95***	Trichlorethylene (TCE)	<0.00077	<0.0013	0.0019 J	<0.00069	<0.0011 w	<0.098	0.0012 J	**1.9**	0.00046 J
0.022	***0.83***	***17***	***1,300***	Vinyl Chloride	<0.00046 w	<0.00079 w	<0.00047 w	<0.00041 w	<0.00034	**<0.058 w**	<0.00018 w	<0.00016 w	<0.00015 w
N/A	N/A	N/A	N/A	Percent Moisture	8.1	5.2	10.9	7.7	7.8	6.9	16.9	11.0	5.6

Screening Levels (mg/kg)				Parameters	Soil Sampling Locations (mg/kg)								
Re-Calculated RCG MTGSL	RCG RDCSL	RCG IDCSL	RCG EWDCSL	**Sample Location**	Exterior Facility,Unit B (Unsaturated)	Exterior Facility, Bottom Unit B	Exterior Facility, Top Unit C	Exterior Facility, Unit C	Exterior Facility, Unit C		Exterior Facility, Unit B (Unsaturated)	Exterior Facility, Bottom Unit B	Exterior Facility, Top Unit C
				Sample ID	**GP-80 SL (14.50-15.00)**	**GP-80 SL (22.50-23.00)**	**GP-80 SL (23.00-23.50)**	**GP-80 SL (24.00-24.50)**	**GP-80 SL (24.50-25.00)**	**FD-8 SL**	**GP-81 SL (15.00-15.50)**	**GP-81 SL (22.50-23.00)**	**GP-81 SL (24.00-24.50)**
				Sampling Interval	14.50 - 15.00	22.50 - 23.00	23.00 - 23.50	24.00 - 24.50	24.50 - 25.00		15.00 - 15.50	22.50 - 23.00	24.00 - 24.50
				Sample Date	1/18/2021	1/18/2021	1/18/2021	1/18/2021	1/18/2021		1/18/2021	1/18/2021	1/18/2021
1.399	***50***	***160***	***1,700***	1,1-Dichloroethane	<0.00039	<0.087	<0.072	<0.37	<0.019	<0.0011	<0.00039	<0.00089 w	<0.11
0.600	***6.4***	***20***	***730***	1,2-Dichloroethane	<0.00042	<0.059	<0.048	<0.40	<0.021	<0.00077	<0.00042	<0.00060 w	<0.077
0.855	***220***	***2,300***	***2,400***	cis-1,2-Dichloroethene	<0.00032	<0.067	<0.056	<0.31	<0.016	<0.00089	<0.00033	<0.00069 w	<0.088
1.258	***1,900***	***1,900***	***1,900***	trans-1,2-Dichloroethene	<0.00024	<0.098	<0.081	<0.23	<0.012	<0.0013	<0.00024	<0.0010 w	<0.13
65.008	***490***	***3,200***	***3,300***	Methylene chloride	<0.0025	<0.11	<0.089	<2.4	<0.13	0.0043 J	<0.0026	<0.0011 w	<0.14
2.667	***110***	***170***	***170***	Tetrachloroethylene (PCE)	0.18	**4.3**	***393***	**35.2**	1.4	0.16 J	0.016	0.0087 w	0.26 J
181.959	***640***	***640***	***640***	1,1,1-Trichloroethane	0.0090	<0.064	<0.053	<0.22	<0.011	<0.00084	0.0025 J	<0.00065 w	<0.084
0.153	***5.7***	***19***	***95***	Trichlorethylene (TCE)	0.015	**0.72**	**3.2**	<0.20	<0.010	<0.0011	0.00044 J w	0.0063 w	***10.4***
0.022	***0.83***	***17***	***1,300***	Vinyl Chloride	<0.00019 w	**<0.048 w**	**<0.039 w**	**<0.18 w**	<0.0093 w	<0.00063 w	<0.00019 w	<0.00048 w	**<0.062 w**
N/A	N/A	N/A	N/A	Percent Moisture	5.4	13.1	8.9	8.8	14.5	13.3	15.7	14.8	8.9

Table 1 (continued)
Site Soil Investigation - Soil Analytical Results
Former Bendix Facility
EPA ID # IND 044 587 848
Franklin, IN 46131

Screening Levels (mg/kg)				Parameters	Soil Sampling Locations (mg/kg)			
Re-Calculated RCG MTGSL	RCG RDCSL	RCG IDCSL	RCG EWDCSL	**Sample Location**	Exterior Facility, Unit C	Exterior Facility, Unit B (Unsaturated)	Exterior Facility, Bottom Unit B	Exterior Facility, Top Unit C
				Sample ID	**GP-81 SL (26.00-26.50)**	**GP-82 SL (13.50-14.00)**	**GP-82 SL (20.00-20.50)**	**GP-82 SL (20.50-21.00)**
				Sampling Interval	26.00 - 26.50	13.50 - 14.00	20.00 - 20.50	20.50 - 21.00
				Sample Date	1/18/2021	1/18/2021	1/18/2021	1/18/2021
1.399	***50***	***160***	***1,700***	1,1-Dichloroethane	<0.00046	<0.00040	<0.00042	<0.00058 w
0.600	***6.4***	***20***	***730***	1,2-Dichloroethane	<0.00050	<0.00043	<0.00045	<0.00069
0.855	***220***	***2,300***	***2,400***	cis-1,2-Dichloroethene	<0.00039	<0.00033	<0.00035	<0.00093 w
1.258	***1,900***	***1,900***	***1,900***	trans-1,2-Dichloroethene	<0.00029	<0.00025	<0.00026	<0.00075 w
65.008	***490***	***3,200***	***3,300***	Methylene chloride	<0.0031	<0.0026	<0.0027	0.0025 J w
2.667	***110***	***170***	***170***	Tetrachloroethylene (PCE)	<0.00038	0.0081	<0.00034	<0.00054 w
181.959	***640***	***640***	***640***	1,1,1-Trichloroethane	<0.00028	0.0025 J	0.00072 J	0.0032 J w
0.153	***5.7***	***19***	***95***	Trichlorethylene (TCE)	<0.00025	0.00033 J	<0.00022	<0.00088 w
0.022	***0.83***	***17***	***1,300***	Vinyl Chloride	<0.00023 w	<0.00019 w	<0.00020 w	<0.00026
N/A	N/A	N/A	N/A	Percent Moisture	6.3	10.8	11.1	7.5

Screening Levels (mg/kg)				Parameters	Soil Sampling Locations (mg/kg)								
Re-Calculated RCG MTGSL	RCG RDCSL	RCG IDCSL	RCG EWDCSL	**Sample Location**	City St Dpt, Unit B	City St Dpt, Unit B	City St Dpt, Bottom Unit B	City St Dpt, Top Unit C	City St Dpt, Unit B	City St Dpt, Unit B	City St Dpt, Bottom Unit B	City St Dpt, Top Unit C	City St Dpt, Unit B
				Sample ID	**GP-83 SL (20.00-20.50)**	**GP-83 SL (25.00-25.50)**	**GP-83 SL (25.50-26.00)**	**GP-83 SL (26.00-26.50)**	**GP-84 SL (22.00-22.50)**	**GP-84 SL (22.50-23.00)**	**GP-84 SL (23.00-23.50)**	**GP-84 SL (23.50-24.00)**	**GP-85 SL (22.00-22.50)**
				Sampling Interval	20.00 - 20.50	25.00 - 25.50	25.50 - 26.00	26.00 - 26.50	22.00 - 22.50	22.50 - 23.00	23.00 - 23.50	23.50 - 24.00	22.00 - 22.50
				Sample Date	8/9/2021	8/9/2021	8/9/2021	8/9/2021	8/9/2021	8/9/2021	8/9/2021	8/9/2021	8/9/2021
1.399	***50***	***160***	***1,700***	1,1-Dichloroethane	<0.00053	<0.00053	<0.00051	<0.00042	<0.00050	<0.00029	<0.00045	<0.00032	0.0010 J
0.600	***6.4***	***20***	***730***	1,2-Dichloroethane	<0.00058	<0.00059	<0.00057	<0.00047	<0.00055	<0.00039	<0.00050	<0.00043	<0.00051
0.855	***220***	***2,300***	***2,400***	cis-1,2-Dichloroethene	<0.00055	0.00062 J	0.00088 J	0.0035 J	0.0014 J	0.0027 J	0.0044 J	0.0055 J	0.024
1.258	***1,900***	***1,900***	***1,900***	trans-1,2-Dichloroethene	<0.00053	<0.00054	<0.00052	<0.00043	<0.00051	<0.00024	<0.00046	0.00084 J ww	0.0034 J
65.008	***490***	***3,200***	***3,300***	Methylene chloride	<0.0056	<0.0056	<0.0054	<0.0045	<0.0053	<0.0026	<0.0048 ww	<0.0029 ww	<0.0048 ww
2.667	***110***	***170***	***170***	Tetrachloroethylene (PCE)	<0.00042	<0.00042	<0.00041	<0.00034	<0.00040	<0.00023	<0.00036	<0.00025 ww	<0.00037
181.959	***640***	***640***	***640***	1,1,1-Trichloroethane	<0.00048	<0.00048	<0.00046	0.0054	<0.00045	<0.00029	0.0033 J	<0.00032	<0.00041
0.153	***5.7***	***19***	***95***	Trichlorethylene (TCE)	0.043	0.046	0.040	0.065	0.045	0.083	0.089	0.0040 J ww	<0.00044
0.022	***0.83***	***17***	***1,300***	Vinyl Chloride	<0.00011 ww	<0.00011 ww	<0.00011 ww	<0.000090 ww	<0.00011 ww	<0.00044	<0.000096	<0.00048	<0.000098
N/A	N/A	N/A	N/A	Percent Moisture	8.1	7.2	4.8	9.2	7.3	11.0	9.8	12.6	7.7

Table 1 (continued)
Site Soil Investigation - Soil Analytical Results
Former Bendix Facility
EPA ID # IND 044 587 848
Franklin, IN 46131

Screening Levels (mg/kg)				Parameters	Soil Sampling Locations (mg/kg)								
Re-Calculated RCG MTGSL	RCG RDCSL	RCG IDCSL	RCG EWDCSL	**Sample Location**	GP-85 SL (22.00-22.50)	City St Dpt, Unit B	City St Dpt, Bottom Unit B	City St Dpt, Top Unit C	City St Dpt, Unit B	City St Dpt, Unit B	City St Dpt, Bottom Unit B	City St Dpt, Top Unit C	
				Sample ID	**FD-1 SL**	**GP-85 SL (22.50-23.00)**	**GP-85 SL (23.00-23.50)**	**GP-85 SL (23.50-24.00)**	**GP-86 SL (22.75-23.25)**	**GP-86 SL (23.25-23.75)**	**GP-86 SL (23.75-24.25)**	**GP-86 SL (24.25-24.75)**	**FD-2 SL**
				Sampling Interval	22.00 - 22.50	22.50 - 23.00	23.00 - 23.50	23.50 - 24.00	22.75 - 23.25	23.25 - 23.75	23.75 - 24.25	24.25 - 24.75	
				Sample Date	8/9/2021	8/9/2021	8/9/2021	8/9/2021	8/9/2021	8/9/2021	8/9/2021	8/9/2021	
1.399	***50***	***160***	***1,700***	1,1-Dichloroethane	0.0011 J	0.00093 J	<0.00026	<0.00026	<0.00047	<0.00044	<0.00039	<0.00043	<0.00048
0.600	***6.4***	***20***	***730***	1,2-Dichloroethane	<0.00044	<0.00027	<0.00034	<0.00034	<0.00052	<0.00048	<0.00043	<0.00048	<0.00053
0.855	***220***	***2,300***	***2,400***	cis-1,2-Dichloroethene	0.024	0.019	0.00037 J	<0.00031	0.0019 J	0.0011 J	0.0068	0.0017 J	0.0026 J
1.258	***1,900***	***1,900***	***1,900***	trans-1,2-Dichloroethene	0.0033 J	0.0028 J	<0.00021 ww	<0.00021 ww	<0.00048	<0.00044	0.0012 J	<0.00044	<0.00048
65.008	***490***	***3,200***	***3,300***	Methylene chloride	<0.0042	<0.0018	<0.0023 ww	<0.0023 ww	<0.0050 ww	<0.0046 ww	<0.0041 ww	<0.0046 ww	<0.0051
2.667	***110***	***170***	***170***	Tetrachloroethylene (PCE)	<0.00032	<0.00016	<0.00020 ww	<0.00020 ww	<0.00038	<0.00035	<0.00031	<0.00035	<0.00038
181.959	***640***	***640***	***640***	1,1,1-Trichloroethane	<0.00036	<0.00020	<0.00025	<0.00025	0.0071	0.0058	0.011	<0.00039	<0.00043
0.153	***5.7***	***19***	***95***	Trichlorethylene (TCE)	<0.00038	<0.00020	<0.00026	<0.00026	**0.16**	**0.19**	0.12	0.0061	0.0036 J
0.022	***0.83***	***17***	***1,300***	Vinyl Chloride	<0.000085	<0.00030	<0.00038	<0.00038	<0.00010	<0.000093	<0.000084	<0.000093	<0.00010
N/A	N/A	N/A	N/A	Percent Moisture	8.2	5.4	8.6	7.9	12.7	12.1	9.7	12.2	12.2

Screening Levels (mg/kg)				Parameters	Soil Sampling Locations (mg/kg)								
Re-Calculated RCG MTGSL	RCG RDCSL	RCG IDCSL	RCG EWDCSL	**Sample Location**	Residence, Unit B (Unsaturated)	Residence, Unit B	Residence, Unit B	Residence, Bottom Unit B	Residence, Top Unit C		Residence, Unit B	Residence, Unit B	Residence, Unit B
				Sample ID	**GP-87 SL (10.00-12.00)**	**GP-87 SL (18.00-20.00)**	**GP-87 SL (20.00-20.50)**	**GP-87 SL (21.00-21.50)**	**GP-87 SL (22.00-22.50)**	**FD-3 SL**	**GP-88 SL (19.25-19.75)**	**GP-88 SL (19.75-20.25)**	**GP-88 SL (20.25-20.75)**
				Sampling Interval	10.00 - 12.00	18.00 - 20.00	20.00 - 20.50	21.00 - 21.50	22.00 - 22.50		19.25 - 19.75	19.75 - 20.25	20.25 - 20.75
				Sample Date	8/10/2021	8/10/2021	8/10/2021	8/10/2021	8/10/2021		8/10/2021	8/10/2021	8/10/2021
1.399	***50***	***160***	***1,700***	1,1-Dichloroethane	<0.00022	<0.00041	<0.00043	<0.00040	<0.00036	<0.00039	<0.00047	<0.00043	<0.00039
0.600	***6.4***	***20***	***730***	1,2-Dichloroethane	<0.00029	<0.00046	<0.00047	<0.00044	<0.00040	<0.00043	<0.00052	<0.00048	<0.00043
0.855	***220***	***2,300***	***2,400***	cis-1,2-Dichloroethene	<0.00026	<0.00043	0.0010 J	0.0062	0.0071	0.012	0.0014 J	0.0034 J	0.012
1.258	***1,900***	***1,900***	***1,900***	trans-1,2-Dichloroethene	<0.00018 ww	<0.00042	<0.00043	<0.00040	0.00061 J	0.0011 J	<0.00047	<0.00044	0.00069 J
65.008	***490***	***3,200***	***3,300***	Methylene chloride	<0.0020 ww	<0.0043 ww	<0.0045 ww	<0.0042 ww	<0.0038 ww	<0.0041	<0.0049	<0.0046 ww	<0.0041
2.667	***110***	***170***	***170***	Tetrachloroethylene (PCE)	<0.00017 ww	0.00078 J	0.0017 J	<0.00032	<0.00029	<0.00031	0.0013 J	0.0016 J	<0.00031
181.959	***640***	***640***	***640***	1,1,1-Trichloroethane	<0.00022	<0.00037	<0.00039	0.0029 J	<0.00033	<0.00035	<0.00042	<0.00039	0.0049
0.153	***5.7***	***19***	***95***	Trichlorethylene (TCE)	<0.00022	0.031	0.063	0.058	0.0021 J	<0.00038	0.017	0.058	0.098
0.022	***0.83***	***17***	***1,300***	Vinyl Chloride	<0.00032	<0.000088	<0.000091	<0.000085	<0.000078	<0.000083	<0.00010	<0.000092	<0.000083
N/A	N/A	N/A	N/A	Percent Moisture	14.9	11.6	13.3	10.2	9.5	9.3	7.9	7.6	9.2

Table 1 (continued)
Site Soil Investigation - Soil Analytical Results
Former Bendix Facility
EPA ID # IND 044 587 848
Franklin, IN 46131

Screening Levels (mg/kg)				Parameters	Soil Sampling Locations (mg/kg)								
Re-Calculated RCG MTGSL	RCG RDCSL	RCG IDCSL	RCG EWDCSL	**Sample Location**	Residence, Top Unit C	Residence, Unit B (Unsaturated)	Residence, Unit B	Residence, Unit B	Residence, Bottom Unit B	Residence, Top Unit C	Nutrien Ag, Unit B	Nutrien Ag, Unit B	Nutrien Ag, Bottom Unit B
				Sample ID	**GP-88 SL (20.75-21.25)**	**GP-89 SL (8.50-9.00)**	**GP-89 SL (19.25-19.75)**	**GP-89 SL (19.75-20.25)**	**GP-89 SL (20.25-20.75)**	**GP-89 SL (20.50-21.00)**	**GP-90 SL (11.00-11.25)**	**GP-90 SL (17.00-17.25)**	**GP-90 SL (20.25-20.50)**
				Sampling Interval	20.75 - 21.25	8.50 - 9.00	19.25 - 19.75	19.75 - 20.25	20.25 - 20.75	20.50 - 21.00	11.00 - 11.25	17.00 - 17.25	20.25 - 20.50
				Sample Date	8/10/2021	8/10/2021	8/10/2021	8/10/2021	8/10/2021	8/10/2021	1/17/2022	1/17/2022	1/17/2022
1.399	***50***	***160***	***1,700***	1,1-Dichloroethane	<0.00038	<0.00060	<0.00046	<0.00053	<0.00043	<0.00042	<0.0043	<0.0041	<0.0041
0.600	***6.4***	***20***	***730***	1,2-Dichloroethane	<0.00042	<0.00067	<0.00051	<0.00059	<0.00048	<0.00046	<0.0043	<0.0041	<0.0041
0.855	***220***	***2,300***	***2,400***	cis-1,2-Dichloroethene	0.015	<0.00062	<0.00047	0.0019 J	0.0061	0.0028 J	<0.0043	<0.0041	0.0025 J
1.258	***1,900***	***1,900***	***1,900***	trans-1,2-Dichloroethene	0.00085 J	<0.00061	<0.00046	<0.00054	0.00072 J	<0.00042	<0.0043	<0.0041	<0.0041
65.008	***490***	***3,200***	***3,300***	Methylene chloride	<0.0040	<0.0064	<0.0048	<0.0056	<0.0045	<0.0044	<0.017	<0.016	<0.017
2.667	***110***	***170***	***170***	Tetrachloroethylene (PCE)	<0.00030	<0.00048	0.0027 J	0.023	0.00059 J	<0.00033	<0.0043	0.012	0.005
181.959	***640***	***640***	***640***	1,1,1-Trichloroethane	0.0041 J	<0.00055	<0.00041	<0.00048	<0.00039	<0.00038	<0.0043	0.00074 J	0.0014 J
0.153	***5.7***	***19***	***95***	Trichlorethylene (TCE)	0.050	<0.00058	<0.00044	0.0047 J	0.013	<0.00040	<0.0043	0.035	0.093
0.022	***0.83***	***17***	***1,300***	Vinyl Chloride	<0.000081	<0.00013	<0.000098	<0.00011	<0.000092	<0.000089	<0.0043	<0.0041	<0.0041
N/A	N/A	N/A	N/A	Percent Moisture	8.7	5.4	9.5	16.9	8.4	4.4	14.0	10.0	7.5

Screening Levels (mg/kg)				Parameters	Soil Sampling Locations (mg/kg)								
Re-Calculated RCG MTGSL	RCG RDCSL	RCG IDCSL	RCG EWDCSL	**Sample Location**	Nutrien Ag, Top Unit C	Nutrien Ag, Unit B		Nutrien Ag, Unit B	Nutrien Ag, Bottom Unit B	Nutrien Ag, Top Unit C	Nutrien Ag, Unit B	Nutrien Ag, Unit B	Nutrien Ag, Bottom Unit B
				Sample ID	**GP-90 SL (20.50-20.75)**	**GP-91 SL (10.00-10.25)**	**FD-1 SL**	**GP-91 SL (13.75-14.00)**	**GP-91 SL (19.50-19.75)**	**GP-91 SL (19.75-20.00)**	**GP-92 SL (10.00-10.25)**	**GP-92 SL (14.00-14.25)**	**GP-92 SL (18.75-19.00)**
				Sampling Interval	20.50 - 20.75	10.00 - 10.25		13.75 - 14.00	19.50 - 19.75	19.75 - 20.00	10.00 - 10.25	14.00 - 14.25	18.75 - 19.00
				Sample Date	1/17/2022	1/17/2022		1/17/2022	1/17/2022	1/17/2022	1/17/2022	1/17/2022	1/17/2022
1.399	***50***	***160***	***1,700***	1,1-Dichloroethane	<0.0040	<0.0044 kk	<0.0045	<0.0045	<0.0046 kk	0.0017 J	<0.0045	<0.0047	<0.0060
0.600	***6.4***	***20***	***730***	1,2-Dichloroethane	<0.0040	<0.0044 kk	<0.0045	<0.0045	<0.0046 kk	<0.0038	<0.0045	<0.0047	<0.0060
0.855	***220***	***2,300***	***2,400***	cis-1,2-Dichloroethene	0.046	<0.0044 kk	<0.0045	<0.0045	0.0033 J kk	0.042	<0.0045	0.0047 J	0.0021 J
1.258	***1,900***	***1,900***	***1,900***	trans-1,2-Dichloroethene	0.0072	<0.0044 kk	<0.0045	<0.0045	<0.0046 kk	0.0031 J	<0.0045	<0.0047	<0.0060
65.008	***490***	***3,200***	***3,300***	Methylene chloride	<0.016	<0.017 kk	<0.018	<0.018	<0.019 kk	<0.015	<0.018	<0.019	<0.024
2.667	***110***	***170***	***170***	Tetrachloroethylene (PCE)	<0.0040	<0.0044 kk	<0.0045	<0.0045	<0.0046 kk	0.0038	<0.0045	0.013	0.0076
181.959	***640***	***640***	***640***	1,1,1-Trichloroethane	0.019	<0.0044 kk	<0.0045	<0.0045	<0.0046 kk	<0.0038	<0.0045	<0.0047	<0.0060
0.153	***5.7***	***19***	***95***	Trichlorethylene (TCE)	**0.25**	0.00043 J kk	<0.0045	<0.0045	<0.0046 kk	0.11	<0.0045	0.0088	0.0050 J
0.022	***0.83***	***17***	***1,300***	Vinyl Chloride	<0.0040	<0.0044 kk	<0.0045	<0.0045	<0.0046 kk	<0.0038	<0.0045	<0.0047	<0.0060
N/A	N/A	N/A	N/A	Percent Moisture	7.1	12.8	14.7	15.2	11.4	8.5	15.0	17.2	10.5

Table 1 (continued)
Site Soil Investigation - Soil Analytical Results
Former Bendix Facility
EPA ID # IND 044 587 848
Franklin, IN 46131

Screening Levels (mg/kg)				Parameters	Soil Sampling Locations (mg/kg)	
Re-Calculated RCG MTGSL	RCG RDCSL	RCG IDCSL	RCG EWDCSL	**Sample Location**	Nutrien Ag, Top Unit C	
				Sample ID	**GP-92 SL (19.00-19.25)**	**FD-2 SL**
				Sampling Interval	19.00 - 19.25	
				Sample Date	1/17/2022	
1.399	***50***	***160***	***1,700***	1,1-Dichloroethane	<0.0043	<0.0048
0.600	***6.4***	***20***	***730***	1,2-Dichloroethane	<0.0043	<0.0048
0.855	***220***	***2,300***	***2,400***	cis-1,2-Dichloroethene	0.063 kk	0.0069
1.258	***1,900***	***1,900***	***1,900***	trans-1,2-Dichloroethene	0.0035 J	<0.0048
65.008	***490***	***3,200***	***3,300***	Methylene chloride	<0.017	<0.019
2.667	***110***	***170***	***170***	Tetrachloroethylene (PCE)	0.00089 J kk	0.0076
181.959	***640***	***640***	***640***	1,1,1-Trichloroethane	0.0087	0.0011 J
0.153	***5.7***	***19***	***95***	Trichlorethylene (TCE)	**1.2**	0.059
0.022	***0.83***	***17***	***1,300***	Vinyl Chloride	0.00078 J	<0.0048
N/A	N/A	N/A	N/A	Percent Moisture	8.8	8.5

Notes:
1. All samples collected by IWM Consulting personnel and analyzed at Pace Analytical Services, LLC located in Indianapolis, IN.
2. All VOCs analyzed using US EPA Method 8260.
3. All results in mg/kg.
4. N/A: Not available (risk-based screening levels have not been developed).
5. NA: Not applicable.
6. MTGSL: Migration to Groundwater Screening Level
7. Groundwater to Indoor Air Screening Level obtained from Indiana Department of Environmental Management (IDEM) Remediation Closure Guide (RCG) dated March 22, 2012 with corrections through July 9, 2012 and updated March 2, 2020
8. Recalcualted MTGSL based on IDEM RCG Groundwater to Indoor Air SLs and regional groundwater temperature of 12.5 degrees Celsius and a site-specific fraction of organic carbon of 0.01 g/g.
9. **Bolded** concentrations exceed Re-Calculated RCG MTGWSL.
10. ***Bolded and Italicized*** concentrations exceed RCG Residential Direct Contact Screening Levels
11. ***Bolded, Italicized, and Underlined*** concentrations exceed RCG Industrial Direct Contact Screening Levels
12. ***Shaded, Bolded, Italicized, and Underlined*** concentrations exceed RCG Excavation Worker Direct Contact Screening Levels
13. J : Estimated concentration above the adjusted method detection limit and below the adjusted reporting limit.
14. ǂ : Due to continuing calibration percent differences, surrogate percent recovery, and internal standard area, data were qualified as estimated per the Laboratory Data Consultants report dated July 22, 2020.
15. ϕ : Due to continuing calibration percent differences, data were qualified as estimated per the Laboratory Data Consultants report dated July 22, 2020.
16. ǂ : Due to continuing calibration percent differences, data were qualified as estimated per the Laboratory Data Consultants report dated July 22, 2020.
17. Ψ : Due to percent recovery, matrix spike/matrix spike duplicate percent recoveries, laboratory control sample percent recoveries, and internal standard area, data were qualified as estimated and due to laboratory blank contamination data were qualified as not detected per the Laboratory Data Consultants report dated October 27, 2020.
18. # : Due to internal standard area, data were qualified as estimated per the Laboratory Data Consultants report dated October 27, 2020.
19. $: Due to continuing calibration percent differences, matrix spike/matrix spike duplicate percent recoveries and relative percent differences, and internal standard area, data were qualified as estimated per the Laboratory Data Consultants report dated October 27, 2020.
20. * : Due to continuing calibration percent differences, matrix spike/matrix spike duplicate percent recoveries, and internal standard area, data were qualified as estimated and due to laboratory blank or equipment blank contamination, data were qualified as not detected per the Laboratory Data Consultants report dated October 27, 2020.
21. + : Due to laboratory blank contamination, data were qualified as not detected per the Laboratory Data Consultants report dated October 27, 2020.
22. Ʊ : Due to continuing calibration percent differences, internal standard area, and results exceeding calibration range, data were qualified as estimated per the Laboratory Data Consultants report dated October 27, 2020.
23. x: Due to continuing calibration percent differences and laboratory control sample percent recoveries, data were qualified as estimated per the Laboratory Data Consultants report dated February 25, 2021.
24. xx: Due to continuing calibration percent differences, MS/MSD percent recoveries, relative percent differences, and results exceeding the calibration range, data were qualified as estimated per the Laboratory Data Consultants report dated February 25, 2021.
25. w: Due to continuing calibration percent differences, MS/MSD relative percent differences, and internal standard area, data were qualified as estimated per the Laboratory Data Consultants report dated February 25, 2021.
26. ww: Due to continuing calibration percent differences, surrogate percent recoveries, and MS/MSD relative percent differences and percent recoveries, data were qualified as estimated per the Laboratory Data Consultants report dated October 11, 2021.
27. kk: Due ot MS/MSD percent recoveries and relative percent difference, and internal standard percent recoveries, data were qualified as estimated per the Laboratory Data Consultants report dated March 1, 2022.

Table 2
QA/QC Sample Analytical Results - Site Soil Investigation
Former Bendix Facility
EPA ID # IND 044 587 848
Franklin, IN 46131

Screening Levels (ug/L)	Parameters	QA/QC Sampling Locations (ug/L)								
RCG Residential Groundwater Tap	**Sample Location**	After MIP-8	After MIP-10	After MIP-20	After GP-30	After GP-40	After GP-50	After GP-58	After GP-65	After GP-73
	Sample ID	**EB-1 WT**	**EB-2 WT**	**EB-3 WT**	**EB-1 WT**	**EB-2 WT**	**EB-3 WT**	**EB-1 WT**	**EB-1 WT**	**EB-2 WT**
	Sampling Interval	NA	NA	NA	NA	NA	NA	NA	NA	NA
	Sample Date	5/26/2020	5/27/2020	5/28/2020	9/16/2020	9/17/2020	9/18/2020	10/5/2020	1/13/2021	1/14/2021
28	1,1-Dichloroethane	<5.0	<5.0	<5.0	<5.0	<5.0	<5.0	<5.0	<0.41	<0.34
5	1,2-Dichloroethane	<5.0	<5.0	<5.0	<5.0	<5.0	<5.0	<5.0	<0.41	<0.27
70	cis-1,2-Dichloroethene	<5.0	<5.0	<5.0	<5.0	<5.0	<5.0	0.37 J	<0.46	<0.36
100	trans-1,2-Dichloroethene	<5.0	<5.0	<5.0	<5.0	<5.0	<5.0	<5.0	<0.32	<0.37
5	Methylene chloride	<5.0	<5.0	<5.0	<5.0	<5.0	<5.0	<5.0	<0.081	<0.79
5	Tetrachloroethylene (PCE)	<5.0	<5.0	<5.0	<5.0	<5.0	<5.0	<5.0	<0.44	<0.24
200	1,1,1-Trichloroethane	<5.0	<5.0	<5.0	<5.0	<5.0	<5.0	<5.0	<0.40	<0.22
5	Trichlorethylene (TCE)	<5.0	<5.0	<5.0	<5.0	<5.0	<5.0	0.48 J	<0.46	<0.34
2	Vinyl Chloride	<2.0	<2.0	<2.0	<2.0	<2.0	<2.0	<2.0	<0.28	<0.45

Screening Levels (ug/L)	Parameters	QA/QC Sampling Locations (ug/L)								
RCG Residential Groundwater Tap	**Sample Location**	After GP-78	After GP-86	After GP-89	After GP-91	NA	NA	NA	NA	NA
	Sample ID	**EB-3 WT**	**EB-1 WT**	**EB-2 WT**	**EB-1 WT**	**TB-1 WT**	**TB-2 WT**	**TB-3 WT**	**TB-1 WT**	**TB-2 WT**
	Sampling Interval	NA	NA	NA	NA	NA	NA	NA	NA	NA
	Sample Date	1/18/2021	8/9/2021	8/10/2021	1/19/2022	5/26/2020	5/27/2020	5/28/2020	9/16/2020	9/17/2020
28	1,1-Dichloroethane	<0.66	<0.35 ww	<0.35	<0.27	<5.0	<5.0	<5.0	<5.0	<5.0
5	1,2-Dichloroethane	<0.67	<0.31 ww	<0.31	<0.37	<5.0	<5.0	<5.0	<5.0	<5.0
70	cis-1,2-Dichloroethene	<0.69	<0.31 ww	<0.31	<0.67	<5.0	<5.0	<5.0	<5.0	<5.0
100	trans-1,2-Dichloroethene	<0.62	<0.27 ww	<0.27	<0.23	<5.0	<5.0	<5.0	<5.0	<5.0
5	Methylene chloride	<1.0	<5.0 ww	<0.86	<2.3	<5.0	<5.0	<5.0	<5.0	<5.0
5	Tetrachloroethylene (PCE)	<0.71	<0.51 ww	<0.51 ww	<0.30	<5.0	<5.0	<5.0	<5.0	<5.0
200	1,1,1-Trichloroethane	<0.53	<0.46 ww	<0.46	<0.26	<5.0	<5.0	<5.0	<5.0	<5.0
5	Trichlorethylene (TCE)	<0.60	<0.48 ww	<0.48	<0.37	<5.0	<5.0	<5.0	<5.0	<5.0
2	Vinyl Chloride	<0.39	<0.41 ww	<0.41	<0.78	<2.0	<2.0	<2.0	<2.0	<2.0

Table 2 (continued)
QA/QC Sample Analytical Results - Site Soil Investigation
Former Bendix Facility
EPA ID # IND 044 587 848
Franklin, IN 46131

Screening Levels (µg/L)	Parameters	QA/QC Sampling Locations (µg/L)						QA/QC Sampling Locations (mg/kg)	
RCG Residential Groundwater Tap	**Sample Location**	NA	NA	NA	NA	NA	NA	NA	NA
	Sample ID	**TB-3 WT**	**TB-1 WT**	**TB-1 WT**	**TB-2 WT**	**TB-3 WT**	**TB-1 WT**	**TB-1 WT**	**TB-2 WT**
	Sampling Interval	NA	NA	NA	NA	NA	NA	NA	NA
	Sample Date	9/18/2020	10/5/2020	1/12/2021	1/14/2021	1/18/2021	1/17/2022	8/9/2021	8/10/2021
28	1,1-Dichloroethane	<5.0	<5.0	<0.41	<0.34	<0.66	<0.58	<0.00046	<0.00046
5	1,2-Dichloroethane	<5.0	<5.0	<0.41	<0.27	<0.67	<0.59	<0.00051	<0.00051
70	cis-1,2-Dichloroethene	<5.0	<5.0	<0.46	<0.36	<0.69	<0.52	<0.00048	<0.00048
100	trans-1,2-Dichloroethene	<5.0	<5.0	<0.32	<0.37	<0.62	<0.57	<0.00047	<0.00047
5	Methylene chloride	<5.0	<5.0	1.5 J	0.84 J	<1.0	3.6 J	<0.0049	<0.0049
5	Tetrachloroethylene (PCE)	<5.0	<5.0	<0.44	<0.24	<0.71	<0.63	<0.00037	<0.00037
200	1,1,1-Trichloroethane	<5.0	<5.0	<0.40	<0.22	<0.53	<0.68	<0.00042	<0.00042
5	Trichlorethylene (TCE)	<5.0	<5.0	<0.46	<0.34	<0.60	<0.44	<0.00045	<0.00045
2	Vinyl Chloride	<2.0	<2.0	<0.28	<0.45	<0.39	<0.27	<0.000099	<0.000099

Notes:
1. All samples collected by IWM Consulting personnel and analyzed at Pace Analytical Services, LLC located in Indianapolis, IN.
2. All VOCs analyzed using US EPA Method 8260.
3. All results in µg/L.
4. NA: Not applicable
5. TB: Trip Blank sample
6. EB: Equipment Blank samples
7. WT: Water Sample
8. RCG Residential Groundwater Tap Screening Level obtained from Indiana Department of Environmental Management (IDEM) Remediation Closure Guide (RCG) dated March 22, 2012 with corrections through July 9, 2012 and updated March 1, 2021
9. ww: Due to continuing calibration percent differences, surrogate percent recoveries, and MS/MSD relative percent differences and percent recoveries, data were qualified as estimated per the Laboratory Data Consultants report dated October 11, 2021.

Table 3

Site Hydrogeologic Information Summary

Former Bendix Facility

EPA ID # IND 044 587 848

Franklin, IN 46131

Hydraulic Conductivity (feet/day)	Minimum	Maximum	Average
MIP Investigation (2020-2021)[1]	Too low to measure	46 to 83	68 (maximums)
Pump Test (MW-31)[2]	22.7 (test 1)	34 (test 2)	28.4
Pump Test (MW-33)[2]	--	59.5	59.5
Pump Test (MW-34)[2]	--	87.9	87.9
Pump Test (MW-12)[3]	--	42.5	42.5
Pump Test (MW-24)[3]	--	249.5	249.5
Grain Size Analysis (SB-6 - 15.0-16.0')[3]	--	70.9	70.9
Grain Size Analysis (MW-22 - 17.0-19.0')[3]	--	34.0	34.0
Grain Size Analysis (MW-24 - 18.0-20.0')[3]	--	22.4	22.4

Transmissivity (gallon/day/foot)	Minimum	Maximum	Average
Pump Test (MW-31)[2]	625 (test 1)	959 (test 2)	792
Pump Test (MW-33)[2]	--	2,484	2,484
Pump Test (MW-34)[2]	--	4,927	4,927
Pump Test (MW-12)[3]	--	2,200	2,200
Pump Test (MW-24)[3]	--	11,300	11,300

Notes:

MIP: Membrane Interface Probe with Hydraulic Profiling Tool

[1]: MIP investigations completed on May 18 through 22, 2020 and January 11 through 14, 2021 by Columbia Technologies, LLC

[2]: Pump tests completed by Earth Tech in April 1996 as part of the *Report of Additional Corrective Measures Studies for the Former Amphenol Facility, Franklin, Indiana* dated November 19, 1996.

[3]: Pump tests and grain size analysis completed by WW Engineering & Science in September 1992 as part of the *RCRA Facility Investigation* dated June 1994.

Table 4
Design-Level Data - Soil Analytical Results
Former Bendix Facility
EPA ID # IND 044 587 848
Franklin, IN 46131

Screening Levels (mg/kg)				Parameters	Off-Site Soil Sampling Locations (mg/kg)								
Re-Calculated RCG MTGSL	RCG RDCSL	RCG IDCSL	RCG EWDCSL	**Sample Location**	Hamilton - East	Hamilton - East	Hamilton - East	Hamilton - East		Hamilton - East	Hamilton - East	Hamilton - East	Hamilton - East
				Sample ID	**DSB-1 SL (5.75-6.75)**	**DSB-1 SL (7.5-8.5)**	**DSB-1 SL (15-16)**	**DSB-1 SL (20.5-21.5)**	**FD-1 SL**	**DSB-2 SL (5.75-6.75)**	**DSB-2 SL (7.5-8.5)**	**DSB-2 SL (15.5-16.5)**	**DSB-2 SL (21-22)**
				Sampling Interval	5.75 - 6.75	7.5 - 8.5	15 - 16	20.5 - 21.5	20.5 - 21.5	5.75 - 6.75	7.5 - 8.5	15.5 - 16.5	21 - 22
				Sample Date	2/25/2019	2/25/2019	2/25/2019	2/25/2019	2/25/2019	2/25/2019	2/25/2019	2/25/2019	2/25/2019
1.399	***50***	***160***	***1,700***	1,1-Dichloroethane	<0.0045	<0.0042	<0.0049	<0.0047	<0.0053	<0.0055	<0.0050	<0.0044	<0.0051
0.600	***6.4***	***20***	***730***	1,2-Dichloroethane	<0.0045	<0.0042	<0.0049	<0.0047	<0.0053	<0.0055	<0.0050	<0.0044	<0.0051
0.855	***220***	***2,300***	***2,400***	cis-1,2-Dichloroethene	<0.0045	<0.0042	<0.0049	<0.0047	<0.0053	<0.0055	<0.0050	<0.0044	<0.0051
1.258	***1,900***	***1,900***	***1,900***	trans-1,2-Dichloroethene	<0.0045	<0.0042	<0.0049	<0.0047	<0.0053	<0.0055	<0.0050	<0.0044	<0.0051
65.008	***490***	***3,200***	***3,300***	Methylene chloride	<0.018	<0.017	<0.020	<0.019	<0.021	<0.022	<0.020	<0.017	<0.020
2.667	***110***	***170***	***170***	Tetrachloroethylene (PCE)	0.0042 J	0.011	0.095	0.0058	<0.0053	0.011	0.0072	0.058	<0.0051
181.959	***640***	***640***	***640***	1,1,1-Trichloroethane	<0.0045	<0.0042	0.0027 J	0.053	0.020	<0.0055	<0.0050	0.019	0.029
0.153	***5.7***	***19***	***95***	Trichlorethylene (TCE)	<0.0045	0.0027 J	0.014	**3.1**	**0.20**	0.0068	0.0035 J	0.050	**0.26**
0.022	***0.83***	***17***	***1,300***	Vinyl Chloride	<0.0045	<0.0042	<0.0049	<0.0047	<0.0053	<0.0055	<0.0050	<0.0044	<0.0051
N/A	N/A	N/A	N/A	Percent Moisture	10.7	11.4	13.7	7.4	7.3	4.6	3.7	8.3	7.9

Screening Levels (mg/kg)				Parameters	Off-Site Soil Sampling Locations (mg/kg)								
Re-Calculated RCG MTGSL	RCG RDCSL	RCG IDCSL	RCG EWDCSL	**Sample Location**	Hamilton - East	Hamilton - East	Hamilton - East	Hamilton - East	Hamilton - West	Hamilton - West	Hamilton - West	Hamilton - West	Hamilton - Center
				Sample ID	**DSB-3 SL (5.75-6.75)**	**DSB-3 SL (7.5-8.5)**	**DSB-3 SL (15-16)**	**DSB-3 SL (21.5-22.5)**	**DSB-4 SL (7.1-8.1)**	**DSB-4 SL (8.8-9.8)**	**DSB-4 SL (16-17)**	**DSB-4 SL (22.25-23.25)**	**DSB-5 SL (7.7-8.7)**
				Sampling Interval	5.75 - 6.75	7.5 - 8.5	15 - 16	21.5 - 22.5	7.1 - 8.1	8.8 - 9.8	16 - 17	22.25 - 23.25	7.7 - 8.7
				Sample Date	2/25/2019	2/25/2019	2/25/2019	2/25/2019	2/25/2019	2/25/2019	2/25/2019	2/25/2019	2/25/2019
1.399	***50***	***160***	***1,700***	1,1-Dichloroethane	<0.0025	<0.0074	<0.0060	<0.0049	<0.0054	<0.0051	<0.0049	<0.0040	<0.0063
0.600	***6.4***	***20***	***730***	1,2-Dichloroethane	<0.0025	<0.0074	<0.0060	<0.0049	<0.0054	<0.0051	<0.0049	<0.0040	<0.0063
0.855	***220***	***2,300***	***2,400***	cis-1,2-Dichloroethene	<0.0025	<0.0074	<0.0060	<0.0049	<0.0054	<0.0051	<0.0049	<0.0040	<0.0063
1.258	***1,900***	***1,900***	***1,900***	trans-1,2-Dichloroethene	<0.0025	<0.0074	<0.0060	<0.0049	<0.0054	<0.0051	<0.0049	<0.0040	<0.0063
65.008	***490***	***3,200***	***3,300***	Methylene chloride	<0.0099	<0.030	<0.024	<0.020	<0.022	<0.020	<0.020	<0.016	<0.025
2.667	***110***	***170***	***170***	Tetrachloroethylene (PCE)	0.0069	0.019	0.12	0.047	0.0010 J	0.0014 J	<0.0049	<0.0040	0.097
181.959	***640***	***640***	***640***	1,1,1-Trichloroethane	<0.0025	<0.0074	0.030	0.011	<0.0054	<0.0051	<0.0049	<0.0040	<0.0063
0.153	***5.7***	***19***	***95***	Trichlorethylene (TCE)	0.0032	0.0078	**0.16**	0.11	<0.0054	<0.0051	<0.0049	0.024	<0.0063
0.022	***0.83***	***17***	***1,300***	Vinyl Chloride	<0.0025	<0.0074	<0.0060	<0.0049	<0.0054	<0.0051	<0.0049	<0.0040	<0.0063
N/A	N/A	N/A	N/A	Percent Moisture	9.5	6.2	11.5	8.7	11.0	10.7	9.7	9.2	11.8

Table 4 (continued)
Design-Level Data - Soil Analytical Results
Former Bendix Facility
EPA ID # IND 044 587 848
Franklin, IN 46131

Screening Levels (mg/kg)				Parameters	Off-Site Soil Sampling Locations (mg/kg)								
Re-Calculated RCG MTGSL	RCG RDCSL	RCG IDCSL	RCG EWDCSL	**Sample Location**	Hamilton - Center		Hamilton - Center	Hamilton - Center	Hamilton - Center	Hamilton - Center	Hamilton - Center		Hamilton - Center
				Sample ID	**DSB-5 SL (9.4-10.4)**	**FD-2 SL**	**DSB-5 SL (16.5-17.5)**	**DSB-5 SL (22.5-23.5)**	**DSB-6 SL (7.7-8.7)**	**DSB-6 SL (9.4-10.4)**	**DSB-6 SL (17.5-18.5)**	**FD-3 SL**	**DSB-6 SL (23-24)**
				Screened Interval (feet)	9.4 - 10.4	9.4 - 10.4	16.5 - 17.5	22.5 - 23.5	7.7 - 8.7	9.4 - 10.4	17.5 - 18.5	17.5 - 18.5	23 - 24
				Sample Date	2/25/2019	2/25/2019	2/25/2019	2/25/2019	2/25/2019	2/25/2019	2/25/2019	2/26/2019	2/25/2019
1.399	***50***	***160***	***1,700***	1,1-Dichloroethane	<0.0079 ©	<0.0061	<0.0046	<0.0066	<0.0043	<0.26	<0.0048	<0.0050	<0.0044
0.600	***6.4***	***20***	***730***	1,2-Dichloroethane	<0.0079 ©	<0.0061	<0.0046	<0.0066	<0.0043	<0.26	<0.0048	<0.0050	<0.0044
0.855	***220***	***2,300***	***2,400***	cis-1,2-Dichloroethene	<0.0079 ©	<0.0061	<0.0046	<0.0066	<0.0043	<0.26	<0.0048	<0.0050	<0.0044
1.258	***1,900***	***1,900***	***1,900***	trans-1,2-Dichloroethene	<0.0079 ©	<0.0061	<0.0046	<0.0066	<0.0043	<0.26	<0.0048	<0.0050	<0.0044
65.008	***490***	***3,200***	***3,300***	Methylene chloride	<0.031 ©	<0.024	<0.018	<0.026	<0.017 ǂ	<1.0	<0.019 ǂ	<0.020 ǂ	<0.018 ǂ
2.667	***110***	***170***	***170***	Tetrachloroethylene (PCE)	0.039 ©	0.075	0.012	0.0026 J	0.015	1.0	0.0067	0.014	0.0082
181.959	***640***	***640***	***640***	1,1,1-Trichloroethane	<0.0079 ©	<0.0061	<0.0046	<0.0066	0.00060 J	0.12 J	<0.0048	<0.0050	0.0019 J
0.153	***5.7***	***19***	***95***	Trichlorethylene (TCE)	<0.0079 ©	0.0039 J	<0.0046	<0.0066	0.0027 J	**0.25 J**	0.00088 J	0.0011 J	0.010
0.022	***0.83***	***17***	***1,300***	Vinyl Chloride	<0.0079 ©	<0.0061	<0.0046	<0.0066	<0.0043	<0.26	<0.0048	<0.0050	<0.0044
N/A	N/A	N/A	N/A	Percent Moisture	7.1	6.7	6.9	5.2	15.3	5.8	11.2	9.8	8.5

Screening Levels (mg/kg)				Parameters	Off-Site Soil Sampling Locations (mg/kg)								
Re-Calculated RCG MTGSL	RCG RDCSL	RCG IDCSL	RCG EWDCSL	**Sample Location**	Hamilton - Center	Hamilton - Center	Hamilton - Center	Hamilton - Center	Forsythe - North	Forsythe - North	Forsythe - North	Forsythe - North	Forsythe - North
				Sample ID	**DSB-7 SL (7.7-8.7)**	**DSB-7 SL (9.4-10.4)**	**DSB-7 SL (17-18)**	**DSB-7 SL (23-24)**	**DSB-8 SL (7.65-8.65)**	**DSB-8 SL (9.4-10.4)**	**DSB-8 SL (18-19)**	**DSB-8 SL (24-25)**	**DSB-9 SL (7.65-8.65)**
				Sampling Interval	7.7 - 8.7	9.4 - 10.4	17 -18	23 - 24	7.65 - 8.65	9.4 - 10.4	18 - 19	24 - 25	7.65 - 8.65
				Sample Date	2/25/2019	2/25/2019	2/25/2019	2/25/2019	2/25/2019	2/25/2019	2/25/2019	2/25/2019	2/25/2019
1.399	***50***	***160***	***1,700***	1,1-Dichloroethane	<0.0064	<0.0059	<0.0046	<0.0056	<0.0056 ǂ	<0.0054	<0.0043	<0.0044	<0.0053
0.600	***6.4***	***20***	***730***	1,2-Dichloroethane	<0.0064	<0.0059	<0.0046	<0.0056	<0.0056 ǂ	<0.0054	<0.0043	<0.0044	<0.0053
0.855	***220***	***2,300***	***2,400***	cis-1,2-Dichloroethene	<0.0064	<0.0059	<0.0046	<0.0056	<0.0056 ǂ	<0.0054	<0.0043	<0.0044	<0.0053
1.258	***1,900***	***1,900***	***1,900***	trans-1,2-Dichloroethene	<0.0064	<0.0059	<0.0046	<0.0056	<0.0056 ǂ	<0.0054	<0.0043	<0.0044	<0.0053
65.008	***490***	***3,200***	***3,300***	Methylene chloride	<0.026 ǂ	<0.023 ǂ	<0.018 ǂ	<0.022	<0.023 ǂ	<0.022	<0.017	<0.018	<0.021
2.667	***110***	***170***	***170***	Tetrachloroethylene (PCE)	0.048	0.038	0.0084 ǂ	0.0081	0.049 ǂ	0.098	0.017 ǂ	0.042	0.053
181.959	***640***	***640***	***640***	1,1,1-Trichloroethane	0.00076 J	<0.0059	<0.0046	0.0015 J	<0.0056 ǂ	0.00061 J	<0.0043	<0.0044	<0.0053
0.153	***5.7***	***19***	***95***	Trichlorethylene (TCE)	0.0038 J	0.0028 J	0.00087 Jǂ	0.0077	0.0084 ǂ	0.013	<0.0043	0.017	0.0077
0.022	***0.83***	***17***	***1,300***	Vinyl Chloride	<0.0064	<0.0059	<0.0046	<0.0056	<0.0056 ǂ	<0.0054	<0.0043	<0.0044	<0.0053
N/A	N/A	N/A	N/A	Percent Moisture	7.4	9.3	5.9	7.6	9.2	4.6	7.2	7.8	12.2

Table 4 (continued)
Design-Level Data - Soil Analytical Results
Former Bendix Facility
EPA ID # IND 044 587 848
Franklin, IN 46131

Screening Levels (mg/kg)				Parameters	Off-Site Soil Sampling Locations (mg/kg)								
Re-Calculated RCG MTGSL	RCG RDCSL	RCG IDCSL	RCG EWDCSL	**Sample Location**	Forsythe - North	Forsythe - North	Forsythe - North		Forsythe - North	Forsythe - North	Forsythe - North	Forsythe - North	Forsythe - North
				Sample ID	**DSB-9 SL (9.4-10.4)**	**DSB-9 SL (18-19)**	**DSB-9 SL (24-25)**	**FD-4 SL**	**DSB-10 SL (7.65-8.65)**	**DSB-10 SL (9.4-10.4)**	**DSB-10 SL (16.5-17.5)**	**DSB-10 SL (21.5-22.5)**	**DSB-11 SL (7.6-8.6)**
				Sampling Interval	9.4 - 10.4	18 - 19	24 - 25	24 - 25	7.65 - 8.65	9.45 - 10.4	16.5 - 17.5	21.5 - 22.5	7.6 - 8.6
				Sample Date	2/25/2019	2/25/2019	2/25/2019	2/26/2019	2/26/2019	2/26/2019	2/26/2019	2/26/2019	2/26/2019
1.399	***50***	***160***	***1,700***	1,1-Dichloroethane	<0.0055	<0.0054	<0.0052	<0.0038	<0.0056	<0.0061	<0.0052	<0.0053	<0.0074
0.600	***6.4***	***20***	***730***	1,2-Dichloroethane	<0.0055	<0.0054	<0.0052	<0.0038	<0.0056	<0.0061	<0.0052	<0.0053	<0.0074
0.855	***220***	***2,300***	***2,400***	cis-1,2-Dichloroethene	<0.0055	<0.0054	<0.0052	<0.0038	<0.0056	<0.0061	<0.0052	<0.0053	<0.0074
1.258	***1,900***	***1,900***	***1,900***	trans-1,2-Dichloroethene	<0.0055	<0.0054	<0.0052	<0.0038	<0.0056	<0.0061	<0.0052	<0.0053	<0.0074
65.008	***490***	***3,200***	***3,300***	Methylene chloride	<0.022	<0.021	<0.021	<0.015	<0.022	<0.024	<0.021	<0.021	<0.030
2.667	***110***	***170***	***170***	Tetrachloroethylene (PCE)	0.077	0.027	0.0082	0.0087	0.050	0.090	0.025	0.010	0.040
181.959	***640***	***640***	***640***	1,1,1-Trichloroethane	<0.0055	0.0019 J	0.0011 J	<0.0038	<0.0056	<0.0061	<0.0052	0.0020 J	<0.0074
0.153	***5.7***	***19***	***95***	Trichlorethylene (TCE)	0.0086	0.022	0.026	0.018	0.0076	0.0094	0.0034 J	0.037	0.0061 J
0.022	***0.83***	***17***	***1,300***	Vinyl Chloride	<0.0055	<0.0054	<0.0052	<0.0038	<0.0056	<0.0061	<0.0052	<0.0053	<0.0074
N/A	N/A	N/A	N/A	Percent Moisture	6.4	5.7	12.5	7.5	5.4	7.2	7.0	4.8	9.2

Screening Levels (mg/kg)				Parameters	Off-Site Soil Sampling Locations (mg/kg)								
Re-Calculated RCG MTGSL	RCG RDCSL	RCG IDCSL	RCG EWDCSL	**Sample Location**	Forsythe - North	Forsythe - North	Forsythe - North	Forsythe - North	Forsythe - North	Forsythe - North	Forsythe - North		Forsythe - North
				Sample ID	**DSB-11 SL (9.4-10.4)**	**DSB-11 SL (15-16)**	**DSB-11 SL (20-22)**	**DSB-12 SL (7.6-8.6)**	**DSB-12 SL (9.4-10.4)**	**DSB-12 SL (16.5-17.5)**	**DSB-12 SL (22-23)**	**FD-5 SL**	**DSB-13 SL (7.5-8.5)**
				Sampling Interval	9.4 - 10.4	15 - 16	20 - 22	7.6 - 8.6	9.4 - 10.4	16.5 - 17.5	22 - 23	22 - 23	7.5 - 8.5
				Sample Date	2/26/2019	2/26/2019	2/26/2019	2/26/2019	2/26/2019	2/26/2019	2/26/2019	2/26/2019	2/26/2019
1.399	***50***	***160***	***1,700***	1,1-Dichloroethane	<0.0051	<0.0059	<0.0054	<0.0070	<0.0099	<0.0044	<0.0044	<0.0046	<0.0051
0.600	***6.4***	***20***	***730***	1,2-Dichloroethane	<0.0051	<0.0059	<0.0054	<0.0070	<0.0099	<0.0044	<0.0044	<0.0046	<0.0051
0.855	***220***	***2,300***	***2,400***	cis-1,2-Dichloroethene	<0.0051	<0.0059	<0.0054	<0.0070	<0.0099	<0.0044	<0.0044	<0.0046	<0.0051
1.258	***1,900***	***1,900***	***1,900***	trans-1,2-Dichloroethene	<0.0051	<0.0059	<0.0054	<0.0070	<0.0099	<0.0044	<0.0044	<0.0046	<0.0051
65.008	***490***	***3,200***	***3,300***	Methylene chloride	<0.020	<0.024	<0.022	<0.028	<0.040	<0.017	<0.017	<0.018 ǂ	<0.020
2.667	***110***	***170***	***170***	Tetrachloroethylene (PCE)	0.035	0.29	0.017	0.055	0.11	0.045	0.089	0.097	0.043
181.959	***640***	***640***	***640***	1,1,1-Trichloroethane	<0.0051	0.00097 J	0.0015 J	<0.0070	<0.0099	0.0012 J	0.0065	0.0056	<0.0051
0.153	***5.7***	***19***	***95***	Trichlorethylene (TCE)	0.0042 J	0.024	0.027	0.0076	0.013	0.011	0.14	0.12	0.0049 J
0.022	***0.83***	***17***	***1,300***	Vinyl Chloride	<0.0051	<0.0059	<0.0054	<0.0070	<0.0099	<0.0044	<0.0044	<0.0046	<0.0051
N/A	N/A	N/A	N/A	Percent Moisture	5.7	7.4	13.9	4.6	6.2	2.5	11.8	11.2	8.5

Table 4 (continued)
Design-Level Data - Soil Analytical Results
Former Bendix Facility
EPA ID # IND 044 587 848
Franklin, IN 46131

Screening Levels (mg/kg)				Parameters	Off-Site Soil Sampling Locations (mg/kg)								
Re-Calculated RCG MTGSL	RCG RDCSL	RCG IDCSL	RCG EWDCSL	**Sample Location**	Forsythe - North	Forsythe - North	Forsythe - North	Forsythe - North	Forsythe - North	Forsythe - Central		Forsythe - Central	Forsythe - Central
				Sample ID	**DSB-13 SL (9.25-10.25)**	**DSB-13 SL (13-14)**	**DSB-13 SL (16-17)**	**DSB-14 SL (8.4-9.4)**	**DSB-14 SL (10.1-11.1)**	**DSB-14 SL (12.5-13.5)**	**FD-6 SL**	**DSB-15 SL (8.5-9.5)**	**DSB-15 SL (10.2-11.2)**
				Sampling Interval	9.25 - 10.25	13 - 14	16 - 17	8.4 - 9.4	10.1 - 11.1	12.5 - 13.5	12.5 - 13.5	8.5 - 9.5	10.2 - 11.2
				Sample Date	2/26/2019	2/26/2019	2/26/2019	2/26/2019	2/26/2019	2/26/2019	2/26/2019	2/26/2019	2/26/2019
1.399	***50***	***160***	***1,700***	1,1-Dichloroethane	<0.0044	<0.0048	<0.0051	<0.0047	<0.0050	<0.0060 ǂ	<0.0044	<0.0073	<0.0041
0.600	***6.4***	***20***	***730***	1,2-Dichloroethane	<0.0044	<0.0048	<0.0051	<0.0047	<0.0050	<0.0060 ǂ	<0.0044	<0.0073	<0.0041
0.855	***220***	***2,300***	***2,400***	cis-1,2-Dichloroethene	<0.0044	<0.0048	<0.0051	<0.0047	<0.0050	<0.0060 ǂ	<0.0044	<0.0073	<0.0041
1.258	***1,900***	***1,900***	***1,900***	trans-1,2-Dichloroethene	<0.0044	<0.0048	<0.0051	<0.0047	<0.0050	<0.0060 ǂ	<0.0044	<0.0073	<0.0041
65.008	***490***	***3,200***	***3,300***	Methylene chloride	<0.017	<0.019	<0.020	<0.019	<0.020	<0.024 ǂ	<0.018 ǂ	<0.029	<0.017
2.667	***110***	***170***	***170***	Tetrachloroethylene (PCE)	0.043	0.120	0.032	0.011	0.11	0.20 ǂ	1.2	0.038	0.10
181.959	***640***	***640***	***640***	1,1,1-Trichloroethane	<0.0044	0.0021 J	0.0044 J	<0.0047	0.0032 J	<0.0060 ǂ	0.017	<0.0073	<0.0041
0.153	***5.7***	***19***	***95***	Trichlorethylene (TCE)	0.0037 J	0.018	0.026	0.0016 J	0.036	0.078 ǂ	**0.17**	0.018	0.02
0.022	***0.83***	***17***	***1,300***	Vinyl Chloride	<0.0044	<0.0048	<0.0051	<0.0047	<0.0050	<0.0060 ǂ	<0.0044	<0.0073	<0.0041
N/A	N/A	N/A	N/A	Percent Moisture	10.9	10.8	10.1	7.4	14.6	8.0	8.0	9.2	9.1

Screening Levels (mg/kg)				Parameters	Off-Site Soil Sampling Locations (mg/kg)								
Re-Calculated RCG MTGSL	RCG RDCSL	RCG IDCSL	RCG EWDCSL	**Sample Location**	Forsythe - Central	Forsythe - Central	Forsythe - Central	Forsythe - Central	Forsythe - Central	Forsythe - Central	Forsythe - Central	Forsythe - Central	
				Sample ID	**DSB-15 SL (12.25-13.25)**	**DSB-16 SL (8.7-9.7)**	**DSB-16 SL (10.4-11.4)**	**DSB-16 SL (13-13.5)**	**DSB-16 SL (14.5-15.5)**	**DSB-17 SL (8.8-9.8)**	**DSB-17 SL (10.5-11.5)**	**DSB-17 SL (12.75 - 13.75)**	**FD-7 SL**
				Sampling Interval	12.25-13.25	8.7 - 9.7	10.4 - 11.4	13 - 13.5	14.5 - 15.5	8.8 - 9.8	10.5 - 11.5	12.75 - 13.75	12.75 - 13.75
				Sample Date	2/26/2019	2/26/2019	2/26/2019	2/26/2019	2/26/2019	2/26/2019	2/26/2019	2/26/2019	2/26/2019
1.399	***50***	***160***	***1,700***	1,1-Dichloroethane	<0.0046	<0.0051	<0.0040	<0.0043	0.082	<0.0050	<0.0046	<0.0053	<0.0062
0.600	***6.4***	***20***	***730***	1,2-Dichloroethane	<0.0046	<0.0051	<0.0040	<0.0043	<0.0045	<0.0050	<0.0046	<0.0053	<0.0062
0.855	***220***	***2,300***	***2,400***	cis-1,2-Dichloroethene	<0.0046	<0.0051	<0.0040	<0.0043	0.0027 J	<0.0050	<0.0046	<0.0053	<0.0062
1.258	***1,900***	***1,900***	***1,900***	trans-1,2-Dichloroethene	<0.0046	<0.0051	<0.0040	<0.0043	<0.0045	<0.0050	<0.0046	<0.0053	<0.0062
65.008	***490***	***3,200***	***3,300***	Methylene chloride	<0.18	<0.020 ǂ	<0.016 ǂ	<0.017 ǂ	<0.018 ǂ	<0.020	<0.018	<0.021	<0.025
2.667	***110***	***170***	***170***	Tetrachloroethylene (PCE)	0.50	0.0068 ǂ	0.11	1.0	<0.0045	0.048	0.18	0.23	0.14
181.959	***640***	***640***	***640***	1,1,1-Trichloroethane	0.011	<0.0051	<0.0040	0.022	<0.0045	<0.0050	0.0042 J	0.013	0.011
0.153	***5.7***	***19***	***95***	Trichlorethylene (TCE)	0.11	0.0058	0.026	**0.19**	**2.5**	0.013	0.046	0.10	0.088
0.022	***0.83***	***17***	***1,300***	Vinyl Chloride	<0.0046	<0.0051	<0.0040	<0.0043	<0.0045	<0.0050	<0.0046	<0.0053	<0.0062
N/A	N/A	N/A	N/A	Percent Moisture	8.9	10.5	8.7	7.1	14.5	11.6	7.6	15.5	14.0

Table 4 (continued)
Design-Level Data - Soil Analytical Results
Former Bendix Facility
EPA ID # IND 044 587 848
Franklin, IN 46131

Screening Levels (mg/kg)				Parameters	Off-Site Soil Sampling Locations (mg/kg)								
Re-Calculated RCG MTGSL	RCG RDCSL	RCG IDCSL	RCG EWDCSL	**Sample Location**	Forsythe - Central	Forsythe - Central	Forsythe - Central	Forsythe - Central	Forsythe - Central	Forsythe - Central	Forsythe - Central	Forsythe - Central	Forsythe - Central
				Sample ID	**DSB-18 SL (8.8-9.8)**	**DSB-18 SL (10.5-11.5)**	**DSB-18 SL (12.5-13.5)**	**DSB-19 SL (8.8-9.8)**	**DSB-19 SL (10.6-11.6)**	**DSB-19 SL (13.5-14.5)**	**DSB-20 SL (8.9-9.9)**	**DSB-20 SL (10.6-11.6)**	**DSB-20 SL (13-14)**
				Sampling Interval	8.8 - 9.8	10.5 - 11.5	12.5 - 13.5	8.8 - 9.8	10.6 - 11.6	13.5 - 14.5	8.9 - 9.9	10.6 - 11.6	13 - 14
				Sample Date	2/26/2019	2/26/2019	2/26/2019	2/26/2019	2/26/2019	2/26/2019	2/26/2019	2/26/2019	2/26/2019
1.399	***50***	***160***	***1,700***	1,1-Dichloroethane	<0.0053	<0.0050	<0.0056	<0.0044	<0.0043	<0.0049	<0.0090	<0.0049	<0.0051
0.600	***6.4***	***20***	***730***	1,2-Dichloroethane	<0.0053	<0.0050	<0.0056	<0.0044	<0.0043	<0.0049	<0.0090	<0.0049	<0.0051
0.855	***220***	***2,300***	***2,400***	cis-1,2-Dichloroethene	<0.0053	<0.0050	<0.0056	<0.0044	<0.0043	<0.0049	<0.0090	<0.0049	<0.0051
1.258	***1,900***	***1,900***	***1,900***	trans-1,2-Dichloroethene	<0.0053	<0.0050	<0.0056	<0.0044	<0.0043	<0.0049	<0.0090	<0.0049	<0.0051
65.008	***490***	***3,200***	***3,300***	Methylene chloride	<0.021	<0.020	<0.022	<0.017	<0.017	<0.020	<0.036	<0.020	<0.020
2.667	***110***	***170***	***170***	Tetrachloroethylene (PCE)	0.031	0.12	0.26	0.012	0.083	**3.2**	0.03	0.076	0.21
181.959	***640***	***640***	***640***	1,1,1-Trichloroethane	<0.0053	0.0036 J	0.018	<0.0044	0.0023 J	0.028	<0.0090	0.0018 J	0.020
0.153	***5.7***	***19***	***95***	Trichlorethylene (TCE)	0.0098	0.036	0.14	0.0038 J	0.025	**0.23**	0.0074 J	0.024	**0.16**
0.022	***0.83***	***17***	***1,300***	Vinyl Chloride	<0.0053	<0.0050	<0.0056	<0.0044	<0.0043	<0.0049	<0.0090	<0.0049	<0.0051
N/A	N/A	N/A	N/A	Percent Moisture	8.4	11.2	14.1	8.7	8.9	12.2	7.5	8.8	15.0

Screening Levels (mg/kg)				Parameters	Off-Site Soil Sampling Locations (mg/kg)								
Re-Calculated RCG MTGSL	RCG RDCSL	RCG IDCSL	RCG EWDCSL	**Sample Location**	Forsythe - Central	Forsythe - Central	Forsythe - Central	Forsythe - Central		Forsythe - Central	Forsythe - Central	Forsythe - Central	Forsythe - South
				Sample ID	**DSB-21 SL (8.7-9.7)**	**DSB-21 SL (10.7-11.7)**	**DSB-21 SL (12.5-13.5)**	**DSB-21 SL (14-15)**	**FD-8 SL**	**DSB-22 SL (8.1-9.1)**	**DSB-22 SL (10.1-11.1)**	**DSB-22 SL (12-13)**	**DSB-23 SL (7.2-8.2)**
				Sampling Interval	8.7 - 9.7	10.7 - 11.7	12.5 - 13.5	14 - 15	14 - 15	8.1 - 9.1	10.1 - 11.1	12 - 13	7.2 - 8.2
				Sample Date	2/26/2019	2/26/2019	2/26/2019	2/26/2019	2/26/2019	2/26/2019	2/26/2019	2/26/2019	2/27/2019
1.399	***50***	***160***	***1,700***	1,1-Dichloroethane	<0.0089	<0.0053	0.050	<0.0046	<0.0050	<0.0055	<0.0050	<0.0048	<0.0052
0.600	***6.4***	***20***	***730***	1,2-Dichloroethane	<0.0089	<0.0053	<0.0049	<0.0046	<0.0050	<0.0055	<0.0050	<0.0048	<0.0052
0.855	***220***	***2,300***	***2,400***	cis-1,2-Dichloroethene	<0.0089	<0.0053	0.0011 J	<0.0046	<0.0050	<0.0055	<0.0050	<0.0048	<0.0052
1.258	***1,900***	***1,900***	***1,900***	trans-1,2-Dichloroethene	<0.0089	<0.0053	<0.0049	<0.0046	<0.0050	<0.0055	<0.0050	<0.0048	<0.0052
65.008	***490***	***3,200***	***3,300***	Methylene chloride	<0.035	<0.021	<0.020	<0.019	<0.020	<0.022	<0.020	<0.019	<0.021
2.667	***110***	***170***	***170***	Tetrachloroethylene (PCE)	0.040	0.13	0.0051	0.13	0.082	0.036 Ψ	0.048	0.049	<0.0052
181.959	***640***	***640***	***640***	1,1,1-Trichloroethane	<0.0089	0.0034 J	0.11	0.010	0.0059	<0.0055	<0.0050	<0.0048	<0.0052
0.153	***5.7***	***19***	***95***	Trichlorethylene (TCE)	0.021	0.036	**1.4**	0.098	0.057	0.024 Ψ	0.033	0.034	0.0045 J
0.022	***0.83***	***17***	***1,300***	Vinyl Chloride	<0.0089	<0.0053	<0.0049	<0.0046	<0.0050	<0.0055	<0.0050	<0.0048	<0.0052
N/A	N/A	N/A	N/A	Percent Moisture	16.2	11.7	12.4	12.4	9.7	9.5	9.9	11.5	11.6

Table 4 (continued)
Design-Level Data - Soil Analytical Results
Former Bendix Facility
EPA ID # IND 044 587 848
Franklin, IN 46131

Screening Levels (mg/kg)				Parameters	Off-Site Soil Sampling Locations (mg/kg)								
Re-Calculated RCG MTGSL	RCG RDCSL	RCG IDCSL	RCG EWDCSL	**Sample Location**	Forsythe - South	Forsythe - South	Forsythe - South	Forsythe - South	Forsythe - South	Forsythe - South	Forsythe - South		Forsythe - South
				Sample ID	**DSB-23 SL (9.2-10.2)**	**DSB-23 SL (11-12)**	**DSB-23 SL (12.75-13.75)**	**DSB-24 SL (5.5-6.5)**	**DSB-24 SL (7.9-8.9)**	**DSB-24 SL (9.25-10.25)**	**DSB-25 SL (5.4-6.4)**	**FD-9 SL**	**DSB-25 SL (7.6-8.6)**
				Sampling Interval	9.2 - 10.2	11 - 12	12.75 - 13.75	5.5 - 6.5	7.9 - 8.9	9.25 - 10.25	5.4 - 6.4	5.4 - 6.4	7.6 - 8.6
				Sample Date	2/27/2019	2/27/2019	2/27/2019	2/27/2019	2/27/2019	2/27/2019	2/27/2019	2/27/2019	2/27/2019
1.399	***50***	***160***	***1,700***	1,1-Dichloroethane	<0.0064	<0.0050	<0.0049	<0.0042	<0.0048	0.054	<0.0053 Ψ	<0.0055	0.027
0.600	***6.4***	***20***	***730***	1,2-Dichloroethane	<0.0064	<0.0050	<0.0049	<0.0042	<0.0048	<0.0055	<0.0053 Ψ	<0.0055	<0.0035
0.855	***220***	***2,300***	***2,400***	cis-1,2-Dichloroethene	<0.0064	<0.0050	<0.0049	<0.0042	<0.0048	<0.0055	<0.0053 Ψ	<0.0055	<0.0035
1.258	***1,900***	***1,900***	***1,900***	trans-1,2-Dichloroethene	<0.0064	<0.0050	<0.0049	<0.0042	<0.0048	<0.0055	<0.0053 Ψ	<0.0055	<0.0035
65.008	***490***	***3,200***	***3,300***	Methylene chloride	<0.026	<0.020	<0.020	<0.017	<0.019	<0.022	<0.021 Ψ	<0.022	<0.014
2.667	***110***	***170***	***170***	Tetrachloroethylene (PCE)	<0.0064	<0.0050 Ψ	<0.0049	<0.0042	<0.0048	<0.0055	<0.0053	<0.0055	<0.0035
181.959	***640***	***640***	***640***	1,1,1-Trichloroethane	<0.0064	<0.0050	<0.0049	<0.0042	<0.0048	0.17	0.0084 Ψ	0.015	0.19
0.153	***5.7***	***19***	***95***	Trichlorethylene (TCE)	0.0014 J	<0.0050	<0.0049	<0.0042	<0.0048	0.0011 J	<0.0053 Ψ	<0.0055	0.0031 J
0.022	***0.83***	***17***	***1,300***	Vinyl Chloride	<0.0064	<0.0050	<0.0049	<0.0042	<0.0048	<0.0055	<0.0053 Ψ	<0.0055	<0.0035
N/A	N/A	N/A	N/A	Percent Moisture	15.0	7.0	14.7	19.2	11.0	9.5	12.1	15.0	8.8

Screening Levels (mg/kg)				Parameters	Off-Site Soil Sampling Locations (mg/kg)								
Re-Calculated RCG MTGSL	RCG RDCSL	RCG IDCSL	RCG EWDCSL	**Sample Location**	Forsythe - South	Forsythe - South	Forsythe - South	Forsythe - South	Forsythe - South	Forsythe - South	Forsythe - South	Forsythe - South	
				Sample ID	**DSB-25 SL (6.5-7.5)**	**DSB-26 SL (5.4-6.4)**	**DSB-26 (7.6-8.6)**	**DSB-26 SL (6.5-7.5)**	**DSB-27 SL (5.3-6.3)**	**DSB-27 SL (7.5-8.5)**	**DSB-28 SL (5.3-6.3)**	**DSB-28 SL (7.5-8.5)**	**FD-10 SL**
				Sampling Interval	6.5 - 7.5	5.4 - 6.4	7.6 - 8.6	6.5 - 7.5	5.3 - 6.3	7.5 - 8.5	5.3 - 6.3	7.5 - 8.5	7.5 - 8.5
				Sample Date	2/27/2019	2/27/2019	2/27/2019	2/27/2019	2/27/2019	2/27/2019	2/27/2019	2/27/2019	2/27/2019
1.399	***50***	***160***	***1,700***	1,1-Dichloroethane	<0.0045 Ψ	<0.0041	0.19	<0.0045	<0.0084	0.61	<0.0049	<0.0038	<0.0043
0.600	***6.4***	***20***	***730***	1,2-Dichloroethane	<0.0045 Ψ	<0.0041	<0.0042	<0.0045	<0.0084	<0.0039	<0.0049	<0.0038	<0.0043
0.855	***220***	***2,300***	***2,400***	cis-1,2-Dichloroethene	<0.0045 Ψ	<0.0041	<0.0042	<0.0045	<0.0084	<0.0039	<0.0049	<0.0038	<0.0043
1.258	***1,900***	***1,900***	***1,900***	trans-1,2-Dichloroethene	<0.0045 Ψ	<0.0041	<0.0042	<0.0045	<0.0084	<0.0039	<0.0049	<0.0038	<0.0043
65.008	***490***	***3,200***	***3,300***	Methylene chloride	<0.018 Ψ	<0.016	<0.017	<0.018	<0.034	<0.016	<0.020	<0.015	<0.017
2.667	***110***	***170***	***170***	Tetrachloroethylene (PCE)	<0.0045 Ψ	<0.0041	<0.0042	<0.0045	<0.0084	<0.0039 Ψ	<0.0049	<0.0038	<0.0043
181.959	***640***	***640***	***640***	1,1,1-Trichloroethane	<0.0045 Ψ	<0.0041	0.077	<0.0045	<0.0084	0.018	<0.0049	0.11	0.017
0.153	***5.7***	***19***	***95***	Trichlorethylene (TCE)	<0.0045 Ψ	<0.0041	<0.0042	<0.0045	<0.0084	<0.0039	<0.0049	<0.0038	<0.0043
0.022	***0.83***	***17***	***1,300***	Vinyl Chloride	<0.0045 Ψ	<0.0041	<0.0042	<0.0045	<0.0084	<0.0039	<0.0049	<0.0038	<0.0043
N/A	N/A	N/A	N/A	Percent Moisture	10.9	10.5	10.2	9.9	19.6	9.4	10.8	8.3	8.1

Table 4 (continued)
Design-Level Data - Soil Analytical Results
Former Bendix Facility
EPA ID # IND 044 587 848
Franklin, IN 46131

Screening Levels (mg/kg)				Parameters	Off-Site Soil Sampling Locations (mg/kg)								
Re-Calculated RCG MTGSL	RCG RDCSL	RCG IDCSL	RCG EWDCSL	**Sample Location**	Forsythe - South	Forsythe - South	Forsythe - South	Forsythe - South	Forsythe - South	Forsythe - South	Forsythe - South	Forsythe - South	Forsythe - South
				Sample ID	**DSB-29 SL (4.6-5.6)**	**DSB-29 SL (6.8-7.8)**	**DSB-30 SL (5.3-6.3)**	**DSB-30 SL (7.5-8.5)**	**DSB-31 SL (5.4-6.4)**	**DSB-31 SL (7.6 -8.6)**	**DSB-31 SL (8.75-9.75)**	**DSB-32 SL (5.8-6.8)**	**DSB-32 SL (7.9-8.9)**
				Sampling Interval	4.6 - 5.6	6.8 - 7.8	5.3 - 6.3	7.5 - 8.5	5.4 - 6.4	7.6 - 8.6	8.75 - 9.75	5.8 - 6.8	7.9 - 8.9
				Sample Date	2/27/2019	2/27/2019	2/27/2019	2/27/2019	2/27/2019	2/27/2019	2/27/2019	2/27/2019	2/27/2019
1.399	***50***	***160***	***1,700***	1,1-Dichloroethane	<0.0083	<0.0036	<0.0049	<0.0043	<0.0054	<0.0053	**2.1**	<0.0055	<0.0051
0.600	***6.4***	***20***	***730***	1,2-Dichloroethane	<0.0083	<0.0036	<0.0049	<0.0043	<0.0054	<0.0053	<0.0046	<0.0055	<0.0051
0.855	***220***	***2,300***	***2,400***	cis-1,2-Dichloroethene	<0.0083	<0.0036	<0.0049	<0.0043	<0.0054	<0.0053	<0.0046	<0.0055	<0.0051
1.258	***1,900***	***1,900***	***1,900***	trans-1,2-Dichloroethene	<0.0083	<0.0036	<0.0049	<0.0043	<0.0054	<0.0053	<0.0046	<0.0055	<0.0051
65.008	***490***	***3,200***	***3,300***	Methylene chloride	<0.033	<0.014	<0.020	<0.017	<0.021	<0.021	<0.018	<0.022	<0.021
2.667	***110***	***170***	***170***	Tetrachloroethylene (PCE)	<0.0083	<0.0036 Ψ	<0.0049	<0.0043	<0.0054	<0.0053	<0.0046	<0.0055	<0.0051
181.959	***640***	***640***	***640***	1,1,1-Trichloroethane	<0.0083	<0.0036	<0.0049	<0.0043	<0.0054	<0.0053	<0.0046	<0.0055	<0.0051
0.153	***5.7***	***19***	***95***	Trichlorethylene (TCE)	<0.0083	0.0012 J	<0.0049	<0.0043	<0.0054	<0.0053	<0.0046	<0.0055	<0.0051
0.022	***0.83***	***17***	***1,300***	Vinyl Chloride	<0.0083	<0.0036	<0.0049	<0.0043	<0.0054	<0.0053	<0.0046	<0.0055	<0.0051
N/A	N/A	N/A	N/A	Percent Moisture	25.8	6.6	13.6	11.8	5.6	9.1	10.9	6.6	13.1

Screening Levels (mg/kg)				Parameters	Off-Site Soil Sampling Locations (mg/kg)								
Re-Calculated RCG MTGSL	RCG RDCSL	RCG IDCSL	RCG EWDCSL	**Sample Location**	Forsythe - South		Forsythe - South	Forsythe - South	Forsythe - South		Forsythe - South	Forsythe - South	Ross Court - West
				Sample ID	**DSB-32 SL (9-10)**	**FD-11 SL**	**DSB-33 SL (6.7-7.7)**	**DSB-33 SL (8.7-9.7)**	**DSB-34 SL (7.7-8.7)**	**FD-12 SL**	**DSB-34 SL (9.7-10.7)**	**DSB-34 SL (11-11.5)**	**DSB-35 SL (6-7)**
				Sampling Interval	9 - 10	9 - 10	6.7 - 7.7	8.7 - 9.7	7.7 - 8.7	7.7 - 8.7	9.7 - 10.7	11 - 11.5	6 - 7
				Sample Date	2/27/2019	2/27/2019	2/27/2019	2/27/2019	2/27/2019	2/27/2019	2/27/2019	2/27/2019	2/27/2019
1.399	***50***	***160***	***1,700***	1,1-Dichloroethane	<0.0050	<0.0047	<0.0053	<0.0049	<0.0052	<0.0055	<0.0050	<0.0053	<0.0044
0.600	***6.4***	***20***	***730***	1,2-Dichloroethane	<0.0050	<0.0047	<0.0053	<0.0049	<0.0052	<0.0055	<0.0050	<0.0053	<0.0044
0.855	***220***	***2,300***	***2,400***	cis-1,2-Dichloroethene	<0.0050	<0.0047	<0.0053	<0.0049	<0.0052	<0.0055	<0.0050	<0.0053	<0.0044
1.258	***1,900***	***1,900***	***1,900***	trans-1,2-Dichloroethene	<0.0050	<0.0047	<0.0053	<0.0049	<0.0052	<0.0055	<0.0050	<0.0053	<0.0044
65.008	***490***	***3,200***	***3,300***	Methylene chloride	<0.020	<0.019	<0.021	<0.020	<0.021	<0.022	<0.020	<0.021	<0.017
2.667	***110***	***170***	***170***	Tetrachloroethylene (PCE)	<0.0050	<0.0047	<0.0053	<0.0049	0.0041 J	0.0055	0.030	0.016	<0.0044
181.959	***640***	***640***	***640***	1,1,1-Trichloroethane	<0.0050	<0.0047	<0.0053	0.0014 J	0.0010 J	0.0014 J	0.0057	0.0032 J	0.0018 J
0.153	***5.7***	***19***	***95***	Trichlorethylene (TCE)	<0.0050	<0.0047	0.020	0.010	0.011	0.014	0.043	0.025	0.011
0.022	***0.83***	***17***	***1,300***	Vinyl Chloride	<0.0050	<0.0047	<0.0053	<0.0049	<0.0052	<0.0055	<0.0050	<0.0053	<0.0044
N/A	N/A	N/A	N/A	Percent Moisture	8.0	6.5	12.1	10.8	16.8	19.5	18.3	7.8	6.7

Table 4 (continued)
Design-Level Data - Soil Analytical Results
Former Bendix Facility
EPA ID # IND 044 587 848
Franklin, IN 46131

Screening Levels (mg/kg)				Parameters	Off-Site Soil Sampling Locations (mg/kg)								
Re-Calculated RCG MTGSL	RCG RDCSL	RCG IDCSL	RCG EWDCSL	**Sample Location**	Ross Court - West	Ross Court - West	Ross Court - West	Forsythe - Central	Forsythe - Central	Forsythe - Central	Forsythe - Central	Forsythe - Central	Forsythe - Central
				Sample ID	**DSB-35 SL (7.7-8.7)**	**DSB-35 SL (9.5-10.5)**	**DSB-35 SL (11.25-12.25)**	**DSB-36 SL (8.3-9.3)**	**DSB-36 SL (10.3-11.3)**	**DSB-36 SL (13-14)**	**DSB-37 SL (8.9-9.9)**	**DSB-37 SL (10.6-11.6)**	**DSB-37 SL (13-14)**
				Sampling Interval	7.7 - 8.7	9.5 - 10.5	11.25 - 12.25	8.3 - 9.3	10.3 - 11.3	13 - 14	8.9 - 9.9	10.6 - 11.6	13 - 14
				Sample Date	2/27/2019	2/27/21019	2/27/2019	2/27/2019	2/27/2019	2/27/2019	2/27/2019	2/27/2019	2/27/2019
1.399	***50***	***160***	***1,700***	1,1-Dichloroethane	<0.0048	0.0060 J	<0.0053	<0.0077	<0.0053	<0.0044	<0.0083 ǂ	<0.0049	<0.0054
0.600	***6.4***	***20***	***730***	1,2-Dichloroethane	<0.0048	<0.0077	<0.0053	<0.0077	<0.0053	<0.0044	<0.0083 ǂ	<0.0049	<0.0054
0.855	***220***	***2,300***	***2,400***	cis-1,2-Dichloroethene	<0.0048	<0.0077	<0.0053	<0.0077	<0.0053	<0.0044	<0.0083 ǂ	<0.0049	<0.0054
1.258	***1,900***	***1,900***	***1,900***	trans-1,2-Dichloroethene	<0.0048	<0.0077	<0.0053	<0.0077	<0.0053	<0.0044	<0.0083 ǂ	<0.0049	<0.0054
65.008	***490***	***3,200***	***3,300***	Methylene chloride	<0.019	<0.031	<0.021	<0.031	<0.021	<0.018	<0.033 ǂ	<0.019	<0.021
2.667	***110***	***170***	***170***	Tetrachloroethylene (PCE)	<0.0048	<0.0077	<0.0053	0.051	0.073	0.13	0.023 ǂ	0.093	0.20
181.959	***640***	***640***	***640***	1,1,1-Trichloroethane	0.0042 J	0.032	<0.0053	0.048	0.0072	0.011	<0.0083 ǂ	0.0049	0.018
0.153	***5.7***	***19***	***95***	Trichlorethylene (TCE)	0.025	0.078 Ψ	<0.0053	**0.33**	0.066	0.095	0.0028 J ǂ	0.045	0.13
0.022	***0.83***	***17***	***1,300***	Vinyl Chloride	<0.0048	<0.0077 Ψ	<0.0053	<0.0077	<0.0053	<0.0044	<0.0083 ǂ	<0.0049	<0.0054
N/A	N/A	N/A	N/A	Percent Moisture	14.5	6.7	10.4	14.3	17.2	6.9	9.3	12.9	11.1

Screening Levels (mg/kg)				Parameters	Off-Site Soil Sampling Locations (mg/kg)								
Re-Calculated RCG MTGSL	RCG RDCSL	RCG IDCSL	RCG EWDCSL	**Sample Location**	Forsythe - Central	Forsythe - Central	Forsythe - Central	Forsythe - Central	Forsythe - Central		Forsythe - Central	Forsythe - Central	Forsythe - Central
				Sample ID	**DSB-38 SL (8.8-9.8)**	**DSB-38 SL (10.5-11.5)**	**DSB-38 SL (12.25-13.25)**	**DSB-39 SL (8.5-9.5)**	**DSB-39 SL (10.2-11.2)**	**FD-13 SL**	**DSB-39 SL (12-13)**	**DSB-39 SL (13.5-14.5)**	**DSB-40 SL (8.5-9.5)**
				Sampling Interval	8.8 - 9.8	10.5 - 11.5	12.25 - 13.25	8.5 - 9.5	10.2 - 11.2	10.2 - 11.2	12 - 13	13.5 - 14.5	8.5 - 9.5
				Sample Date	2/27/2019	2/27/2019	2/27/2019	2/28/2019	2/28/2019	2/28/2019	2/28/2019	2/28/2019	2/28/2019
1.399	***50***	***160***	***1,700***	1,1-Dichloroethane	<0.0058	<0.0048	<0.0044	<0.0050	<0.0058	<0.0049	<0.0048	<0.0060	<0.0045
0.600	***6.4***	***20***	***730***	1,2-Dichloroethane	<0.0058	<0.0048	<0.0044	<0.0050	<0.0058	<0.0049	<0.0048	<0.0060	<0.0045
0.855	***220***	***2,300***	***2,400***	cis-1,2-Dichloroethene	<0.0058	<0.0048	<0.0044	<0.0050	<0.0058	<0.0049	<0.0048	<0.0060	<0.0045
1.258	***1,900***	***1,900***	***1,900***	trans-1,2-Dichloroethene	<0.0058	<0.0048	<0.0044	<0.0050	<0.0058	<0.0049	<0.0048	<0.0060	<0.0045
65.008	***490***	***3,200***	***3,300***	Methylene chloride	<0.023	<0.019	<0.018	<0.020	<0.023	<0.020	<0.019	<0.024	<0.018
2.667	***110***	***170***	***170***	Tetrachloroethylene (PCE)	0.036	0.28	0.24	0.033	0.051	0.074	0.15	0.75	0.026
181.959	***640***	***640***	***640***	1,1,1-Trichloroethane	<0.0058	0.0085	0.017	<0.0050	<0.0058	0.0018 J	0.0048 J	0.015	<0.0045
0.153	***5.7***	***19***	***95***	Trichlorethylene (TCE)	0.0084	0.079	0.13	0.017	0.013	0.020	0.056	0.13	0.0084
0.022	***0.83***	***17***	***1,300***	Vinyl Chloride	<0.0058	<0.0048	<0.0044	<0.0050	<0.0058	<0.0049 ǂ	<0.0048	<0.0060	<0.0045
N/A	N/A	N/A	N/A	Percent Moisture	3.7	12.4	11.8	11.3	11.3	9.7	8.4	8.5	6.9

Table 4 (continued)
Design-Level Data - Soil Analytical Results
Former Bendix Facility
EPA ID # IND 044 587 848
Franklin, IN 46131

Screening Levels (mg/kg)				Parameters	Off-Site Soil Sampling Locations (mg/kg)								
Re-Calculated RCG MTGSL	RCG RDCSL	RCG IDCSL	RCG EWDCSL	**Sample Location**	Forsythe - Central	Forsythe - Central	Forsythe - Central	Forsythe - Central	Forsythe - Central	Forsythe - Central	Forsythe - Central	Forsythe - Central	Forsythe - Central
				Sample ID	**DSB-40 SL (10.2-11.2)**	**DSB-40 SL (12-13)**	**DSB-40 SL (13.5-14.5)**	**DSB-41 SL (8.4-9.4)**	**DSB-41 SL (10.1-11.1)**	**DSB-41 SL (12.5-13.5)**	**DSB-42 SL (8.4-9.4)**	**DSB-42 SL (10.1-11.1)**	**DSB-42 SL (13-14)**
				Sampling Interval	10.2 - 11.2	12 - 13	13.5 - 14.5	8.4 - 9.4	10.1 - 11.1	12.5 - 13.5	8.4 - 9.4	10.1 - 11.1	13 - 14
				Sample Date	2/28/2019	2/28/2019	2/28/2019	2/28/2019	2/28/2019	2/28/2019	2/28/2019	2/28/2019	2/28/2019
1.399	***50***	***160***	***1,700***	1,1-Dichloroethane	<0.0043	<0.0047	<0.0041	<0.0084	<0.0051	<0.0043	<0.0047	<0.0047	<0.0049
0.600	***6.4***	***20***	***730***	1,2-Dichloroethane	<0.0043	<0.0047	<0.0041	<0.0084	<0.0051	<0.0043	<0.0047	<0.0047	<0.0049
0.855	***220***	***2,300***	***2,400***	cis-1,2-Dichloroethene	<0.0043	<0.0047	<0.0041	<0.0084	<0.0051	<0.0043	<0.0047	<0.0047	<0.0049
1.258	***1,900***	***1,900***	***1,900***	trans-1,2-Dichloroethene	<0.0043	<0.0047	<0.0041	<0.0084	<0.0051	<0.0043	<0.0047	<0.0047	<0.0049
65.008	***490***	***3,200***	***3,300***	Methylene chloride	<0.017	<0.019	<0.016	<0.034	<0.020	<0.017	<0.019	<0.019	<0.020
2.667	***110***	***170***	***170***	Tetrachloroethylene (PCE)	0.13	0.078	0.14	0.024 ǂ	0.076	0.14	0.030	0.097	0.11
181.959	***640***	***640***	***640***	1,1,1-Trichloroethane	0.0035 J	0.0036 J	0.0093	<0.0084	0.0026 J	0.0077	<0.0047	0.0023 J	0.015
0.153	***5.7***	***19***	***95***	Trichlorethylene (TCE)	0.039	0.032	0.068	0.0093ǂ	0.024	0.057	0.0045 J	0.025	0.096
0.022	***0.83***	***17***	***1,300***	Vinyl Chloride	<0.0043	<0.0047 ǂ	<0.0041 ǂ	<0.0084	<0.0051 ǂ	<0.0043 ǂ	<0.0047 ǂ	<0.0047 ǂ	<0.0049 ǂ
N/A	N/A	N/A	N/A	Percent Moisture	11.0	9.1	11.1	9.1	11.7	7.8	7.3	11.7	8.2

Screening Levels (mg/kg)				Parameters	Off-Site Soil Sampling Locations (mg/kg)								
Re-Calculated RCG MTGSL	RCG RDCSL	RCG IDCSL	RCG EWDCSL	**Sample Location**	Forsythe - Central	Forsythe - Central	Forsythe - Central	Forsythe - Central	Forsythe - North	Forsythe - North	Forsythe - North	Forsythe - North	
				Sample ID	**FD-14 SL**	**DSB-43 SL (8.4-9.4)**	**DSB-43 SL (10.1-11.1)**	**DSB-43 SL (12.5-13.5)**	**DSB-44 SL (7.9-8.9)**	**DSB-44 SL (9.5-10.5)**	**DSB-44 SL (12.5-13.5)**	**DSB-44 SL (15.5-16.5)**	**FD-15 SL**
				Sampling Interval	13 - 14	8.4 - 9.4	10.1 - 11.1	12.5 - 13.5	7.9 - 8.9	9.5 - 10.5	12.5 - 13.5	15.5 - 16.5	15.5 - 16.5
				Sample Date	2/28/2019	2/28/2019	2/28/2019	2/28/2019	2/28/2019	2/28/2019	2/28/2019	2/28/2019	2/28/2019
1.399	***50***	***160***	***1,700***	1,1-Dichloroethane	<0.0049	<0.0050	<0.0047	<0.0048	<0.0049	<0.0075	<0.0042	<0.0058	<0.0049
0.600	***6.4***	***20***	***730***	1,2-Dichloroethane	<0.0049	<0.0050	<0.0047	<0.0048	<0.0049	<0.0075	<0.0042	<0.0058	<0.0049
0.855	***220***	***2,300***	***2,400***	cis-1,2-Dichloroethene	<0.0049	<0.0050	<0.0047	<0.0048	<0.0049	<0.0075	<0.0042	<0.0058	<0.0049
1.258	***1,900***	***1,900***	***1,900***	trans-1,2-Dichloroethene	<0.0049	<0.0050	<0.0047	<0.0048	<0.0049	<0.0075	<0.0042	<0.0058	<0.0049
65.008	***490***	***3,200***	***3,300***	Methylene chloride	<0.020	<0.020	<0.019	<0.019	<0.020	<0.030	<0.017	<0.023	<0.020
2.667	***110***	***170***	***170***	Tetrachloroethylene (PCE)	0.11	0.040	0.72	0.19	0.030	0.13	0.17	0.21	0.14
181.959	***640***	***640***	***640***	1,1,1-Trichloroethane	0.016	<0.0050	0.0052	0.013	<0.0049	0.0023 J	0.0060	0.057	0.028
0.153	***5.7***	***19***	***95***	Trichlorethylene (TCE)	0.097	0.018	0.067	0.090	0.0069	0.021	0.042	**0.28**	0.14
0.022	***0.83***	***17***	***1,300***	Vinyl Chloride	<0.0049 ǂ	<0.0050 ǂ	<0.0047	<0.0048 ǂ	<0.0049 ǂ	<0.0075 ǂ	<0.0042 ǂ	<0.0058 ǂ	<0.0049 ǂ
N/A	N/A	N/A	N/A	Percent Moisture	9.8	9.9	7.6	8.3	8.3	7.3	9.1	11.9	13.8

Table 4 (continued)
Design-Level Data - Soil Analytical Results
Former Bendix Facility
EPA ID # IND 044 587 848
Franklin, IN 46131

Screening Levels (mg/kg)				Parameters	Off-Site Soil Sampling Locations (mg/kg)								
Re-Calculated RCG MTGSL	RCG RDCSL	RCG IDCSL	RCG EWDCSL	**Sample Location**	Forsythe - North	Forsythe - North	Forsythe - North	Forsythe - North	Forsythe - North	Forsythe - North	Forsythe - North	Forsythe - North	
				Sample ID	**DSB-45 SL (7.6-8.6)**	**DSB-45 SL (9.3-10.3)**	**DSB-45 SL (12.5-13.5)**	**DSB-45 SL (15.5-16.5)**	**DSB-46 SL (7.6-8.6)**	**DSB-46 SL (9.3-10.3)**	**DSB-46 SL (15.5-16.5)**	**DSB-46 SL (21-22)**	**FD-16 SL**
				Sampling Interval	7.6 - 8.6	9.3 - 10.3	12.5 - 13.5	15.5 - 16.5	7.6 - 8.6	9.3 - 10.3	15.5 - 16.5	21 - 22	21 - 22
				Sample Date	2/28/2019	2/28/2019	2/28/2019	2/28/2019	2/28/2019	2/28/2019	2/28/2019	2/28/2019	2/28/2019
1.399	***50***	***160***	***1,700***	1,1-Dichloroethane	<0.0063	<0.0051	<0.0063	<0.0046	<0.0067	<0.0050	<0.0054 ǂ	<0.0051	<0.0043
0.600	***6.4***	***20***	***730***	1,2-Dichloroethane	<0.0063	<0.0051	<0.0063	<0.0046	<0.0067	<0.0050	<0.0054 ǂ	<0.0051	<0.0043
0.855	***220***	***2,300***	***2,400***	cis-1,2-Dichloroethene	<0.0063	<0.0051	<0.0063	<0.0046	<0.0067	0.020	<0.0054 ǂ	<0.0051	<0.0043
1.258	***1,900***	***1,900***	***1,900***	trans-1,2-Dichloroethene	<0.0063	<0.0051	<0.0063	<0.0046	<0.0067	<0.0050	<0.0054 ǂ	<0.0051	<0.0043
65.008	***490***	***3,200***	***3,300***	Methylene chloride	<0.025	<0.020	<0.025	<0.019	<0.027	<0.020	<0.021 ǂ	<0.020	<0.017
2.667	***110***	***170***	***170***	Tetrachloroethylene (PCE)	0.056	0.031	0.080	0.012	0.057 ǂ	0.073	0.12 ǂ	0.15	0.093
181.959	***640***	***640***	***640***	1,1,1-Trichloroethane	<0.0063	<0.0051	<0.0063	0.0057	<0.0067	<0.0050	<0.0054 ǂ	0.037	0.021
0.153	***5.7***	***19***	***95***	Trichlorethylene (TCE)	0.0081	0.0030 J	0.012	0.057	0.0055 J	0.016	0.0037 Jǂ	**1.1**	**1.8**
0.022	***0.83***	***17***	***1,300***	Vinyl Chloride	<0.0063 ǂ	<0.0051 ǂ	<0.0063 ǂ	<0.0046 ǂ	<0.0067 ǂ	<0.0050 ǂ	<0.0054 ǂ	<0.0051 ǂ	<0.0043 ǂ
N/A	N/A	N/A	N/A	Percent Moisture	5.4	5.3	9.1	8.0	5.8	4.7	7.3	8.7	9.2

Screening Levels (mg/kg)				Parameters	Off-Site Soil Sampling Locations (mg/kg)								
Re-Calculated RCG MTGSL	RCG RDCSL	RCG IDCSL	RCG EWDCSL	**Sample Location**	Forsythe - North	Forsythe - North	Forsythe - North	Forsythe - North	Forsythe - North	Forsythe - North	Forsythe - North		Forsythe - North
				Sample ID	**DSB-47 SL (7.65-8.65)**	**DSB-47 SL (9.4-10.4)**	**DSB-47 SL (15.5-16.5)**	**DSB-47 SL (20.5-21.5)**	**TW-15 SL (7.8-8.9)**	**TW-15 SL (9.5-10.5)**	**TW-15 SL (13-14)**	**FD-1 SL**	**TW-15 SL (15.25-16.25)**
				Sampling Interval	7.65 - 8.65	9.4 - 10.4	15.5 - 16.5	20.5 - 21.5	7.8 - 8.9	9.5 - 10.5	13 - 14	13 - 14	15.25 - 16.25
				Sample Date	2/28/2019	2/28/2019	2/28/2019	2/28/2019	2/28/2019	2/28/2019	2/28/2019	2/28/2019	2/28/2019
1.399	***50***	***160***	***1,700***	1,1-Dichloroethane	<0.0052	<0.0075	<0.0056	<0.0060	<0.0062	<0.0046	<0.0068	<0.0053	<0.0044
0.600	***6.4***	***20***	***730***	1,2-Dichloroethane	<0.0052	<0.0075	<0.0056	<0.0060	<0.0062	<0.0046	<0.0068	<0.0053	<0.0044
0.855	***220***	***2,300***	***2,400***	cis-1,2-Dichloroethene	<0.0052	<0.0075	<0.0056	<0.0060	<0.0062	<0.0046	<0.0068	<0.0053	<0.0044
1.258	***1,900***	***1,900***	***1,900***	trans-1,2-Dichloroethene	<0.0052	<0.0075	<0.0056	<0.0060	<0.0062	<0.0046	<0.0068	<0.0053	<0.0044
65.008	***490***	***3,200***	***3,300***	Methylene chloride	<0.021	<0.030	<0.022	<0.024	<0.025	<0.018	<0.027	<0.021	<0.018
2.667	***110***	***170***	***170***	Tetrachloroethylene (PCE)	0.069	0.17	0.24	0.10	0.015	0.040	0.077	0.048	0.086
181.959	***640***	***640***	***640***	1,1,1-Trichloroethane	<0.0052	<0.0075	0.0019 J	0.018	<0.0062	<0.0046	0.0037 J	0.0019 J	0.011
0.153	***5.7***	***19***	***95***	Trichlorethylene (TCE)	0.0067	0.012	0.027	**0.23**	<0.0062	0.0060	0.033	0.018	0.085
0.022	***0.83***	***17***	***1,300***	Vinyl Chloride	<0.0052 ǂ	<0.0075 ǂ	<0.0056 ǂ	<0.0060 ǂ	<0.0062	<0.0046	<0.0068	<0.0053	<0.0044
N/A	N/A	N/A	N/A	Percent Moisture	5.2	5.8	15.0	8.5	6.3	8.4	20.5	15.7	5.1

Table 4 (continued)
Design-Level Data - Soil Analytical Results
Former Bendix Facility
EPA ID # IND 044 587 848
Franklin, IN 46131

Screening Levels (mg/kg)				Parameters	Off-Site Soil Sampling Locations (mg/kg)			On-Site Soil Sampling Locations (mg/kg)					
Re-Calculated RCG MTGSL	RCG RDCSL	RCG IDCSL	RCG EWDCSL	**Sample Location**	Forsythe - North	Forsythe - North	Forsythe - North	On-Site - South	On-Site - South	On-Site - South	On-Site - South		On-Site - South
				Sample ID	**TW-16 SL (8.7-9.7)**	**TW-16 SL (10.4-11.4)**	**TW-16 SL (13-14)**	**DSB-48 SL (4.65-5.65)**	**DSB-48 SL (6.25-7.25)**	**DSB-48 SL (13.5-14.5)**	**DSB-48 SL (19.5-20.5)**	**FD-18 SL**	**DSB-49 SL (4.65-5.65)**
				Sampling Interval	8.7 - 9.7	10.4 - 11.4	13 - 14	4.65 - 5.65	6.25 - 7.25	13.5 - 14.5	19.5 - 20.5	19.5 - 20.5	4.65 - 5.65
				Sample Date	2/28/2019	2/28/2019	2/28/2019	3/5/2019	3/5/2019	3/5/2019	3/5/2019	3/5/2019	3/5/2019
1.399	***50***	***160***	***1,700***	1,1-Dichloroethane	<0.0048	<0.0039	<0.0047	<0.0050	<0.0060	<0.0051	<0.0047	<0.0046	<0.0048
0.600	***6.4***	***20***	***730***	1,2-Dichloroethane	<0.0048	<0.0039	<0.0047	<0.0050	<0.0060	<0.0051	<0.0047	<0.0046	<0.0048
0.855	***220***	***2,300***	***2,400***	cis-1,2-Dichloroethene	<0.0048	<0.0039	<0.0047	<0.0050	<0.0060	<0.0051	<0.0047	<0.0046	<0.0048
1.258	***1,900***	***1,900***	***1,900***	trans-1,2-Dichloroethene	<0.0048	<0.0039	<0.0047	<0.0050	<0.0060	<0.0051	<0.0047	<0.0046	<0.0048
65.008	***490***	***3,200***	***3,300***	Methylene chloride	<0.019	<0.016	<0.019	<0.020	<0.024	<0.020	<0.019	<0.018	<0.019
2.667	***110***	***170***	***170***	Tetrachloroethylene (PCE)	0.012	0.017 €	0.11	0.0019 J	0.0078	0.018	0.26	**3.6**	0.0019 J
181.959	***640***	***640***	***640***	1,1,1-Trichloroethane	<0.0048	<0.0039	0.0053	<0.0050	<0.0060	<0.0051	0.076	0.086	<0.0048
0.153	***5.7***	***19***	***95***	Trichlorethylene (TCE)	0.0026 J	0.0052	0.069	<0.0050	<0.0060	0.011	***10.3***	**3.4**	<0.0048
0.022	***0.83***	***17***	***1,300***	Vinyl Chloride	<0.0048	<0.0039	<0.0047	<0.0050	<0.0060	<0.0051	<0.0047	<0.0046	<0.0048
N/A	N/A	N/A	N/A	Percent Moisture	11.0	7.7	11.0	14.2	8.7	8.0	13.1	7.2	12.3

Screening Levels (mg/kg)				Parameters	On-Site Soil Sampling Locations (mg/kg)								
Re-Calculated RCG MTGSL	RCG RDCSL	RCG IDCSL	RCG EWDCSL	**Sample Location**	On-Site - South	On-Site - South	On-Site - South	On-Site - South	On-Site - South	On-Site - South	On-Site - South		On-Site - South
				Sample ID	**DSB-49 SL (6.25-7.25)**	**DSB-49 SL (13.5-14.5)**	**DSB-49 SL (20-21)**	**DSB-50 SL (4.65-5.65)**	**DSB-50 SL (6.25-7.25)**	**DSB-50 SL (12-13)**	**DSB-50 SL (18.8-19.8)**	**FD-17 SL**	**DSB-51 SL (4.8-5.8)**
				Sampling Interval	6.25 - 7.25	13.5 - 14.5	20 - 21	4.65 - 5.65	6.25 - 7.25	12 - 13	18.8 - 19.8	18.8 - 19.8	4.8 - 5.8
				Sample Date	3/5/2019	3/5/2019	3/5/2019	3/5/2019	3/5/2019	3/5/2019	3/5/2019	3/5/2019	3/5/2019
1.399	***50***	***160***	***1,700***	1,1-Dichloroethane	<0.0052	<0.0043	<0.23	<0.0048	<0.0048	<0.0067	0.0061	<0.0056	<0.0070
0.600	***6.4***	***20***	***730***	1,2-Dichloroethane	<0.0052	<0.0043	<0.23	<0.0048	<0.0048	<0.0067	<0.0053	<0.0056	<0.0070
0.855	***220***	***2,300***	***2,400***	cis-1,2-Dichloroethene	<0.0052	<0.0043	<0.23	<0.0048	<0.0048	<0.0067	<0.0053	<0.0056	<0.0070
1.258	***1,900***	***1,900***	***1,900***	trans-1,2-Dichloroethene	<0.0052	<0.0043	<0.23	<0.0048	<0.0048	<0.0067	<0.0053	<0.0056	<0.0070
65.008	***490***	***3,200***	***3,300***	Methylene chloride	<0.021	<0.017	<0.92	<0.019	<0.019	<0.027	<0.021	<0.023	<0.028
2.667	***110***	***170***	***170***	Tetrachloroethylene (PCE)	0.014	0.050	**5.7**	0.0043 J	0.0096	0.036	0.24	0.24	0.11
181.959	***640***	***640***	***640***	1,1,1-Trichloroethane	<0.0052	0.0062	1.1	<0.0048	<0.0048	<0.0067	0.056	0.066	<0.0070
0.153	***5.7***	***19***	***95***	Trichlorethylene (TCE)	0.0067	0.039	***7.0***	<0.0048	<0.0048	0.023	**6.7**	**4.0**	0.0014 J
0.022	***0.83***	***17***	***1,300***	Vinyl Chloride	<0.0052	<0.0043	<0.23	<0.0048	<0.0048	<0.0067	<0.0053	<0.0056	<0.0070
N/A	N/A	N/A	N/A	Percent Moisture	13.2	9.5	8.9	3.4	6.5	7.4	12.5	10.5	14.5

Table 4 (continued)
Design-Level Data - Soil Analytical Results
Former Bendix Facility
EPA ID # IND 044 587 848
Franklin, IN 46131

Screening Levels (mg/kg)				Parameters	On-Site Soil Sampling Locations (mg/kg)								
Re-Calculated RCG MTGSL	RCG RDCSL	RCG IDCSL	RCG EWDCSL	**Sample Location**	On-Site - South	On-Site - South	On-Site - South		On-Site - South	On-Site - South	On-Site - South	On-Site - South	On-Site - South
				Sample ID	**DSB-51 SL (6.25-7.25)**	**DSB-51 SL (13.5-14.5)**	**DSB-51 SL (20.5-21.5)**	**FD-19 SL**	**DSB-52 SL (4.8-5.8)**	**DSB-52 SL (6.25-7.25)**	**DSB-52 SL (14.5-15.5)**	**DSB-52 SL (22-23)**	**DSB-53 SL (4.8-5.8)**
				Sampling Interval	6.25 - 7.25	13.5 - 14.5	20.5 - 21.5	20.5 - 21.5	4.8 - 5.8	6.25 - 7.25	14.5 - 15.5	22 - 23	4.8 - 5.8
				Sample Date	3/5/2019	3/5/2019	3/5/2019	3/5/2019	3/5/2019	3/5/2019	3/5/2019	3/5/2019	3/5/2019
1.399	***50***	***160***	***1,700***	1,1-Dichloroethane	<0.0057	<0.0078	<2.4	<3.0	<0.0055	<0.0051	<0.0048	<2.5	<0.0053
0.600	***6.4***	***20***	***730***	1,2-Dichloroethane	<0.0057	<0.0078	<2.4	<3.0	<0.0055	<0.0051	<0.0048	<2.5	<0.0053
0.855	***220***	***2,300***	***2,400***	cis-1,2-Dichloroethene	<0.0057	<0.0078	<2.4	<3.0	<0.0055	<0.0051	<0.0048	**1.2 J**	<0.0053
1.258	***1,900***	***1,900***	***1,900***	trans-1,2-Dichloroethene	<0.0057	<0.0078	<2.4	<3.0	<0.0055	<0.0051	<0.0048	<2.5	<0.0053
65.008	***490***	***3,200***	***3,300***	Methylene chloride	<0.023	<0.031	<9.8	<12.0	<0.022	<0.020	<0.019	<9.9	<0.021
2.667	***110***	***170***	***170***	Tetrachloroethylene (PCE)	0.15	0.91	**40.1**	**104**	0.098	0.27	**5.5**	**45.8**	0.062
181.959	***640***	***640***	***640***	1,1,1-Trichloroethane	<0.0057	<0.0078	<2.4	<3.0	<0.0055	<0.0051	0.0015 J	<2.5	<0.0053
0.153	***5.7***	***19***	***95***	Trichlorethylene (TCE)	<0.0057	<0.0078	**3.8**	***8.0***	<0.0055	<0.0051	0.0066	**1.6 J**	0.0011 J
0.022	***0.83***	***17***	***1,300***	Vinyl Chloride	<0.0057	<0.0078	<2.4	<3.0	<0.0055	<0.0051	<0.0048	<2.5	<0.0053
N/A	N/A	N/A	N/A	Percent Moisture	3.6	6.2	8.0	6.2	10.6	9.6	6.5	7.5	13.1

Screening Levels (mg/kg)				Parameters	On-Site Soil Sampling Locations (mg/kg)								
Re-Calculated RCG MTGSL	RCG RDCSL	RCG IDCSL	RCG EWDCSL	**Sample Location**	On-Site - South	On-Site - South	On-Site - South	On-Site - South	On-Site - South	On-Site - South	On-Site - South	On-Site - South	On-Site - South
				Sample ID	**DSB-53 SL (6.25-7.25)**	**DSB-53 SL (14-15)**	**DSB-53 SL (20.5-21.5)**	**DSB-54 SL (4.9-5.9)**	**DSB-54 SL (6.3-7.3)**	**DSB-54 SL (16-17)**	**DSB-54 SL (23.8-24.8)**	**DSB-55 SL (4.9-5.9)**	**DSB-55 SL (6.3-7.3)**
				Sampling Interval	6.25 - 7.25	14 - 15	20.5 - 21.5	4.9 - 5.9	6.3 - 7.3	16 - 17	23.8 - 24.8	4.9 - 5.9	6.3 - 7.3
				Sample Date	3/5/2019	3/5/2019	3/5/2019	3/6/2019	3/6/2019	3/6/2019	3/6/2019	3/6/2019	3/6/2019
1.399	***50***	***160***	***1,700***	1,1-Dichloroethane	<0.0047	<0.0053	<3.0	<0.0061	<0.0071	<0.0049	<3.1	<0.0046	<0.0050
0.600	***6.4***	***20***	***730***	1,2-Dichloroethane	<0.0047	<0.0053	<3.0	<0.0061	<0.0071	<0.0049	<3.1	<0.0046	<0.0050
0.855	***220***	***2,300***	***2,400***	cis-1,2-Dichloroethene	<0.0047	<0.0053	**1.7 J**	<0.0061	<0.0071	<0.0049	<3.1	<0.0046	<0.0050
1.258	***1,900***	***1,900***	***1,900***	trans-1,2-Dichloroethene	<0.0047	<0.0053	<3.0	<0.0061	<0.0071	<0.0049	<3.1	<0.0046	<0.0050
65.008	***490***	***3,200***	***3,300***	Methylene chloride	<0.019	<0.021	<12.2	<0.025	<0.028	<0.020	<12.4	<0.018	<0.020
2.667	***110***	***170***	***170***	Tetrachloroethylene (PCE)	0.074	0.088	***156***	0.13	0.20	**6.0**	***153***	0.064	0.079
181.959	***640***	***640***	***640***	1,1,1-Trichloroethane	<0.0047	<0.0053	<3.0	<0.0061	<0.0071	0.0039 J	<3.1	<0.0046	<0.0050
0.153	***5.7***	***19***	***95***	Trichlorethylene (TCE)	0.00072 J	0.00094 J	**2.9 J**	0.0024 J	0.0043 J	0.015	**1.2 J**	<0.0046	0.0018 J
0.022	***0.83***	***17***	***1,300***	Vinyl Chloride	<0.0047	<0.0053	<3.0	<0.0061	<0.0071	<0.0049	<3.1	<0.0046	<0.0050
N/A	N/A	N/A	N/A	Percent Moisture	12.3	16.4	11.1	16.6	3.7	13.4	10.6	11.0	15.1

Table 4 (continued)
Design-Level Data - Soil Analytical Results
Former Bendix Facility
EPA ID # IND 044 587 848
Franklin, IN 46131

Screening Levels (mg/kg)				Parameters	On-Site Soil Sampling Locations (mg/kg)						
Re-Calculated RCG MTGSL	RCG RDCSL	RCG IDCSL	RCG EWDCSL	**Sample Location**	On-Site - South	On-Site - South		On-Site - South	On-Site - South	On-Site - South	On-Site - South
				Sample ID	**DSB-55 SL (15-16)**	**DSB-55 SL (23.8-24.8)**	**FD-20 SL**	**DSB-56 SL (4.9-5.9)**	**DSB-56 SL (6.3-7.3)**	**DSB-56 SL (15-16)**	**DSB-56 SL (22.75-23.75)**
				Sampling Interval	15 - 16	23.8 - 24.8	23.8 - 24.8	4.9 - 5.9	6.3 - 7.3	15 - 16	22.75 - 23.75
				Sample Date	3/6/2019	3/6/2019	3/6/2019	3/5/2019	3/5/2019	3/5/2019	3/5/2019
1.399	***50***	***160***	***1,700***	1,1-Dichloroethane	<0.0053	<2.7	<2.6	<0.0056	<0.0053	<0.0058	<2.5
0.600	***6.4***	***20***	***730***	1,2-Dichloroethane	<0.0053	<2.7	<2.6	<0.0056	<0.0053	<0.0058	<2.5
0.855	***220***	***2,300***	***2,400***	cis-1,2-Dichloroethene	<0.0053	<2.7	<2.6	<0.0056	<0.0053	<0.0058	<2.5
1.258	***1,900***	***1,900***	***1,900***	trans-1,2-Dichloroethene	<0.0053	<2.7	<2.6	<0.0056	<0.0053	<0.0058	<2.5
65.008	***490***	***3,200***	***3,300***	Methylene chloride	<0.021	<10.7	<10.3	<0.022	<0.021	<0.023	<9.8
2.667	***110***	***170***	***170***	Tetrachloroethylene (PCE)	0.27	**66.9**	**73.7**	0.044	0.11	0.29	***119***
181.959	***640***	***640***	***640***	1,1,1-Trichloroethane	<0.0053	<2.7	<2.6	<0.0056	<0.0053	<0.0058	<2.5
0.153	***5.7***	***19***	***95***	Trichlorethylene (TCE)	0.017	**0.56 J**	**0.56 J**	<0.0056	0.0032 J	0.012	**3.6**
0.022	***0.83***	***17***	***1,300***	Vinyl Chloride	<0.0053	<2.7	<2.6	<0.0056	<0.0053	<0.0058	<2.5
N/A	N/A	N/A	N/A	Percent Moisture	14.0	11.6	11.6	23.5	10.9	13.3	13.0

Notes:
1. All samples collected by IWM Consulting personnel and analyzed at Pace Analytical Services, LLC located in Indianapolis, IN.
2. All VOCs analyzed using US EPA Method 8260.
3. All results in mg/kg.
4. N/A: Not available (risk-based screening levels have not been developed).
5. MTGSL: Migration to Groundwater Screening Level. RDCSL: Residential Direct Contact Screening Level. IDCSL: Industrial/Commercial Direct Contact Screening Level
6. Groundwater to Indoor Air Screening Level obtained from Indiana Department of Environmental Management (IDEM) Remediation Closure Guide (RCG) dated March 22, 2012 with corrections through July 9, 2012 and updated March 2, 2020
7. Recalcualted MTGSL based on IDEM RCG Groundwater to Indoor Air SLs and regional groundwater temperature of 12.5 degrees Celsius and fraction of organic carbon of 0.01 g/g.
8. **Bolded** concentrations exceed Re-Calculated RCG MTGWSL.
9. ***Bolded and Italicized*** concentrations exceed RCG Residential Direct Contact Screening Levels. ***Bolded, Italicized, and Underlined*** concentrations exceed RCG Industrial Direct Contact Screening Levels
10. EWDCSL: Excavation Worker Dierct Contact Screening Level. ***Yellow Shaded, Bolded, Italicized, and Underlined*** concentrations exceed the RCG EWDCSL.
11. J : Estimated concentration above the adjusted method detection limit and below the adjusted reporting limit.
12. GRAY Shaded cells indicate sample interval excavated during OIM implemenation activities.
13. ǂ : Indicates that due to continuing calibration percent differences, MS/MSD percent recoveries and relative percent difference, or internal standard area, data were qualified as estimated, but still accepted, as inidicated in a Labaoratory Data Consultants, Inc data validation report dated either March 28, 2019 or March 29, 2019.
14. ©: Indicates that due to continuing calibration percent differences or internal standard area, data were qualified as estimated, but still accepted, as inidicated in the Labaoratory Data Consultants, Inc data validation report dated March 29, 2019.
15. Ψ : Indicates that due to MS/MSD percent recoveries and relative percent difference or internal standard area, data were qualified as estimated, but still accepted, as inidicated in a Labaoratory Data Consultants, Inc data validation report dated March 29, 2019.
16. ǁ : Indicates that due to continuing calibration percent differences, MS/MSD relative percent difference, or internal standard area, data were qualified as estimated, but still accepted, as inidicated in a Labaoratory Data Consultants, Inc data validation report dated March 29, 2019.
17. € : Indicates that due to MS/MSD relative percent difference, data were qualified as estimated, but still accepted, as inidicated in a Labaoratory Data Consultants, Inc data validation report dated March 29, 2019.

Table 5
Temporary Well - Groundwater Analytical Results
Former Bendix Facility
EPA ID # IND 044 587 848
Franklin, IN 46131

Screening Levels (ug/L)		Parameters	Groundwater Sampling Locations (ug/L)								
MCL	RCG Residential GVE Screening Level	**Sample Location**	Agricultural Field Easement	Glendale Drive		Glendale Drive	Hamilton Ave	Hamilton Ave	City Street Dept	City Street Dept	
		Sample ID	TW-1	TW-2	FD-1	TW-3	TW-4	TW-4	TW-5	TW-6	FD-2
		Screened Interval (feet)	8.5-10.5	9.5-11.5	10.25-12.25	9.25-11.25	15.25-17.25	19-21	14.75-16.75	12.75-14.75	12.75-14.75
		Sample Date	10/25/2018	10/24/2018		10/24/2018	10/25/2018	10/25/2018	10/25/2018	10/25/2018	10/25/2018
28	**130**	1,1-Dichloroethane	NS	<5.0	<5.0	<5.0	<5.0	<5.0	<5.0	<5.0	<5.0
5	**50**	1,2-Dichloroethane*	NS	<0.32	<0.32	<0.32	<0.27	<0.27	<0.27	<0.27	<0.27
70	**N/A**	cis-1,2-Dichloroethene	NS	<5.0	<5.0	<5.0	<5.0	<5.0	<5.0	<5.0	0.56ǂ
100	**N/A**	trans-1,2-Dichloroethene	NS	<5.0	<5.0	<5.0	<5.0	<5.0	<5.0	<5.0	<5.0
5	**N/A**	Methylene chloride	NS	<5.0	<5.0	<5.0	<5.0	<5.0	<5.0	<5.0	<5.0
5	**110**	Tetrachloroethylene (PCE)*	NS	<0.61	<0.61	<0.61	<0.93	<0.93	2.7ǂ	2.4ǂ	2.5ǂ
200	**13,000**	1,1,1-Trichloroethane	NS	<5.0	<5.0	<5.0	<5.0	0.62ǂ	<5.0	<5.0	<5.0
5	**9.1**	Trichlorethylene (TCE)*	NS	<0.80	<0.80	<0.80	1.8ǂ	**5.9**	1.9ǂ	2.3ǂ	2.1ǂ
2	**2.1**	Vinyl Chloride*	NS	<0.27	<0.27	<0.27	<0.97	<0.97	<0.97	<0.97	<0.97Ψ
N/A	N/A	Total VOCs	NS	0.0	0.0	0.0	1.8	6.52	4.6	4.7	5.16

Screening Levels (ug/L)		Parameters	Groundwater Sampling Locations (ug/L)								
MCL	RCG Residential GVE Screening Level	**Sample Location**	City Easement	City Easement	Ross Court	Ross Court	MW-39	MW-40	Forsythe St	Forsythe St	MW-38
		Sample ID	TW-7	TW-7	TW-8	TW-8	TW-9	TW-10	TW-11	TW-12	TW-13
		Screened Interval (feet)	14-5-16.5	18.66-20.66	7.25-9.25	10.75-12.75	7.25-9.25	10.25-12.25	8.75-10.75	9.5-11.5	11.25-13.25
		Sample Date	10/25/2018	10/25/2018	10/24/2018	10/24/2018	10/24/2018	10/24/2018	10/25/2018	10/24/2018	10/25/2018
28	**130**	1,1-Dichloroethane	<5.0	<5.0	<5.0	<5.0	2.2ǂ	<5.0	<5.0	<5.0	2.7ǂ
5	**50**	1,2-Dichloroethane*	<0.27	<0.27	<0.32	<0.32	<0.32	<0.32	<0.27	<0.32	<0.27
70	**N/A**	cis-1,2-Dichloroethene	<5.0	<5.0	<5.0	<5.0	<5.0	<5.0	<5.0	<5.0	<5.0
100	**N/A**	trans-1,2-Dichloroethene	<5.0	<5.0	<5.0	<5.0	<5.0	<5.0	<5.0	<5.0	<5.0
5	**N/A**	Methylene chloride	<5.0	<5.0	<5.0	<5.0	<5.0	<5.0	<5.0	<5.0	<5.0
5	**110**	Tetrachloroethylene (PCE)*	<0.93	<0.93	<0.61	<0.61	<0.61	**32.5**	**52.7**	**23.6**	**58.6**
200	**13,000**	1,1,1-Trichloroethane	0.74ǂ	1.4ǂ	<5.0	<5.0	4.1ǂ	11.0	8.0	3.0ǂ	21.1
5	**9.1**	Trichlorethylene (TCE)*	2.4ǂ	4.5ǂ	<0.80	<0.80	**21.4**	**82.2**	**76.6**	**35.7**	**117**
2	**2.1**	Vinyl Chloride*	<0.97	<0.97	<0.27	<0.27	<0.27	<0.27	<0.97	<0.27	<0.97
N/A	N/A	Total VOCs	3.14	5.9	0.0	0.0	27.7	125.7	137.3	62.3	199.4

Table 5 (continued)
Temporary Well - Groundwater Analytical Results
Former Bendix Facility
EPA ID # IND 044 587 848
Franklin, IN 46131

Screening Levels (ug/L)		Parameters	Groundwater Sampling Locations (ug/L)									
MCL	RCG Residential GVE Screening Level	**Sample Location**	Hamilton Ave	Hamilton Ave	Background Monitoring Well	MW-37	MW-37	Forsythe Street	Forsythe Street		City Street Dept	City Street Dept
		Sample ID	TW-14	TW-14	MW-9	TW-15	TW-15	TW-16	TW-16	FD-1 GW	TW-17	TW-17
		Screened Interval (feet)	14.75-16.75	18.25-20.25	17-22	9.75-11.75	14.25-16.25	8.75-10.75	12-14	12-14	9.75-11.75	16.5-18.5
		Sample Date	10/25/2018	10/25/2018	10/25/2018	3/5/2019	3/5/2019	3/5/2019	3/5/2019		3/5/2019	3/5/2019
28	**130**	1,1-Dichloroethane	<5.0	<5.0	<5.0	<5.0	<5.0	<5.0	<5.0	<5.0	<5.0	<5.0
5	**50**	1,2-Dichloroethane*	<0.27	<0.27	<0.27	<0.27	<0.27	<0.27	<0.27	<0.27	<0.27	<0.27
70	**N/A**	cis-1,2-Dichloroethene	<5.0	<5.0	<5.0	<5.0	<5.0	<5.0	<5.0	<5.0	<5.0	0.58‡
100	**N/A**	trans-1,2-Dichloroethene	<5.0	<5.0	<5.0	<5.0	<5.0	<5.0	<5.0	<5.0	<5.0	<5.0
5	**N/A**	Methylene chloride	<5.0	<5.0	<5.0	<5.0	<5.0	<5.0	<5.0	<5.0	<5.0	<5.0
5	**110**	Tetrachloroethylene (PCE)*	1.8‡	4.4‡	<0.93	**45.6**	**56.6**	**10.2**	**76.7**	**75.0**	<0.27	<0.27
200	**13,000**	1,1,1-Trichloroethane	<5.0	<5.0	2.2‡	1.7‡	8.3	0.71‡	6.0	5.9	1.0‡	10.0
5	**9.1**	Trichlorethylene (TCE)*	<0.64	1.5‡	1.7‡	**15.6**	**57.2**	**5.9**	**77.0**	**76.0**	**8.6**	**20.6**
2	**2.1**	Vinyl Chloride*	<0.97	<0.97	<0.97	<0.22	<0.22	<0.22	<0.22	<0.22	<0.22	<0.22
N/A	N/A	Total VOCs	1.8	5.9	3.9	62.9	122.1	16.81	159.7	156.9	9.6	31.18

Screening Levels (ug/L)		Parameters	Groundwater Sampling Locations (ug/L)								
MCL	RCG Residential GVE Screening Level	**Sample Location**	City Street Dept	City Street Dept	City Street Dept	City Street Dept	400 Forsythe Easement	400 Forsythe Easement	400 Forsythe Easement	400 Forsythe Easement	Hurricane Creek
		Sample ID	TW-18	TW-18	TW-19	TW-19	TW-20	TW-21	TW-22	TW-23	TW-24
		Screened Interval (feet)	7.75-9.75	16-18	9.75-11.75	20-22	4.75-6.75	2.75-4.75	7.5-9.5	6.75-8.75	4-6
		Sample Date	3/5/2019	3/5/2019	3/5/2019	3/5/2019	3/7/2019	3/7/2019	3/7/2019	3/6/2019	3/7/2019
28	**130**	1,1-Dichloroethane	<5.0	<5.0	<5.0	<5.0	<5.0	<5.0	<5.0	<5.0	<5.0
5	**50**	1,2-Dichloroethane*	<0.27	<0.27	<0.27	<0.27	<0.32	<0.32	<0.32	<0.59	<0.32
70	**N/A**	cis-1,2-Dichloroethene	<5.0	<5.0	<5.0	3.6‡	<5.0	<5.0	<5.0	<5.0	<5.0
100	**N/A**	trans-1,2-Dichloroethene	<5.0	<5.0	<5.0	0.33‡	<5.0	<5.0	<5.0	<5.0	<5.0
5	**N/A**	Methylene chloride	<5.0	<5.0	<5.0	<5.0	<5.0	<5.0	<5.0	<5.0	<5.0
5	**110**	Tetrachloroethylene (PCE)*	<0.27	0.28‡	<0.27	<0.27	<0.61	<0.61	<0.61	<0.56	1.2‡
200	**13,000**	1,1,1-Trichloroethane	<5.0	2.5‡	0.31‡	5.6	<5.0	<5.0	<5.0	<5.0	<5.0
5	**9.1**	Trichlorethylene (TCE)*	<0.17	**8.8**	4.2‡	**66.7**	<0.80	<0.80	4.0‡	1.5‡	<0.80
2	**2.1**	Vinyl Chloride*	<0.22	<0.22	<0.22	<0.22	<0.27	<0.27	<0.27	<0.29	<0.27
N/A	N/A	Total VOCs	0.0	11.58	4.51	76.23	0.0	0.0	4.0	1.5	1.2

Table 5 (continued)
Temporary Well - Groundwater Analytical Results
Former Bendix Facility
EPA ID # IND 044 587 848
Franklin, IN 46131

Screening Levels (ug/L)		Parameters	Off-Site Groundwater Sampling Locations (µg/L)								
MCL	RCG Residential GVE Screening Level	**Sample Location**	Hurricane Creek		600 Forsythe St	600 Forsythe St	600 Forsythe St	600 Forsythe St	600 Forsythe St	600 Forsythe St	600 Forsythe St
		Sample ID	TW-25	FD-3 GW	TW-26	TW-26	TW-27	TW-28	TW-28	TW-29	TW-29
		Screened Interval (feet)	2.75-4.75	2.75-4.75	9.75-11.75	15-17	10.25-12.25	9.5-11.5	12.5-14.5	9.5-11.5	12.5-14.5
		Sample Date	3/7/2019	3/7/2019	3/6/2019	3/6/2019	3/6/2019	3/6/2019	3/6/2019	3/6/2019	3/6/2019
28	**130**	1,1-Dichloroethane	<5.0	<5.0	<5.0	<5.0	<5.0	<5.0	<5.0	<5.0	<5.0
5	**50**	1,2-Dichloroethane*	<0.32	<0.32	<0.59	<0.59	<0.59	<0.59	<0.59	<0.59	<0.59
70	**N/A**	cis-1,2-Dichloroethene	<5.0	<5.0	<5.0	<5.0	<5.0	<5.0	<5.0	<5.0	<5.0
100	**N/A**	trans-1,2-Dichloroethene	<5.0	<5.0	<5.0	<5.0	<5.0	<5.0	<5.0	<5.0	<5.0
5	**N/A**	Methylene chloride	<5.0	<5.0	<5.0	<5.0	<5.0	<5.0	<5.0	<5.0	<5.0
5	**110**	Tetrachloroethylene (PCE)*	<0.61	<0.61	<0.56	<0.56	**10.1**	<0.56	<0.56	3.7‡	**7.2**
200	**13,000**	1,1,1-Trichloroethane	<5.0	<5.0	<5.0	2.4‡	<5.0	<5.0	2.5‡	<5.0	2.2‡
5	**9.1**	Trichlorethylene (TCE)*	<0.80	<0.80	<0.62	**6.7**	**9.5**	1.6‡	3.3‡	**6.3**	**20.4**
2	**2.1**	Vinyl Chloride*	<0.27	<0.27	<0.29	<0.29	<0.29	<0.29	<0.29	<0.29	<0.29
N/A	N/A	Total VOCs	0.0	0.0	0.0	9.1	19.6	1.6	5.8	10.0	29.8

Screening Levels (ug/L)		Parameters	Groundwater Sampling Locations (ug/L)								
MCL	RCG Residential GVE Screening Level	**Sample Location**	600 Forsythe St	600 Forsythe St		600 Forsythe St	400 Forsythe St	400 Forsythe St	400 Forsythe St	400 Forsythe St	400 Forsythe St
		Sample ID	TW-30	TW-30	FD-2 GW	TW-31	TW-32	TW-32	TW-33	TW-33	TW-34
		Screened Interval (feet)	7.75-9.75	11-13	11-13	8.25-10.25	6.75 - 8.75	9.25 - 11.25	7.50 - 9.50	10.50 - 12.50	4.75 - 6.75
		Sample Date	3/6/2019	3/6/2019		3/6/2019	7/1/2019	7/1/2019	7/1/2019	7/1/2019	7/2/2019
28	**130**	1,1-Dichloroethane	<5.0	<5.0	<5.0	<5.0	<5.0	<5.0	<5.0	<5.0	<5.0
5	**50**	1,2-Dichloroethane*	<0.59	<0.59	<0.62	<0.62	<0.72	<0.72	<0.72	<0.72	<0.72
70	**N/A**	cis-1,2-Dichloroethene	<5.0	<5.0	<5.0	<5.0	<5.0	<5.0	<5.0	<5.0	<5.0
100	**N/A**	trans-1,2-Dichloroethene	<5.0	<5.0	<5.0	<5.0	<5.0	<5.0	<5.0	<5.0	<5.0
5	**N/A**	Methylene chloride	<5.0	<5.0	<5.0	<5.0	<5.0	<5.0	<5.0	<5.0	<5.0
5	**110**	Tetrachloroethylene (PCE)*	<0.56	<0.56	<0.79	<0.79	<1.1	<1.1	<1.1	<1.1	<1.1
200	**13,000**	1,1,1-Trichloroethane	<5.0	2.0‡	1.7‡	<5.0	<5.0	1.9 ‡	1.1 ‡	2.9 ‡	<5.0
5	**9.1**	Trichlorethylene (TCE)*	<0.58	2.8‡	3.1‡	2.8‡	**8.0**	4.1 ‡	3.4 ‡	**8.7**	<0.75
2	**2.1**	Vinyl Chloride*	<0.38	<0.29	<0.38	<0.38	<1.2	<1.2	<1.2	<1.2	<1.2
N/A	N/A	Total VOCs	0.0	4.8	4.8	2.8	8.0	6.0	4.5	11.6	0.0

Table 5 (continued)
Temporary Well - Groundwater Analytical Results
Former Bendix Facility
EPA ID # IND 044 587 848
Franklin, IN 46131

Screening Levels (ug/L)		Parameters	Groundwater Sampling Locations (ug/L)								
MCL	RCG Residential GVE Screening Level	**Sample Location**	400 Forsythe St		400 Forsythe St	400 Forsythe St	400 Forsythe St	400 Forsythe St	GP-29	GP-29	GP-30
		Sample ID	TW-34	FD-1 GW	TW-35	TW-36	TW-36	TW-37	TW-38S	TW-38D	TW-39S
		Screened Interval (feet)	10.50 - 12.50	10.50 - 12.50	5.50 - 7.50	5.25 - 7.25	8.00 - 10.00	4.00 - 6.00	8.13-10.13	18.60-20.60	8.10-10.10
		Sample Date	7/1/2019		7/2/2019	7/1/2019	7/1/2019	7/2/2019	9/21/2020	9/21/2020	9/22/2020
28	**130**	1,1-Dichloroethane	<5.0	<5.0	<5.0	<5.0	<5.0	<5.0	<5.0	<5.0	<5.0
5	**50**	1,2-Dichloroethane*	<0.72	<0.72	<0.72	<0.72	<0.72	<0.72	<5.0	<5.0	<5.0
70	**N/A**	cis-1,2-Dichloroethene	<5.0	<5.0	<5.0	<5.0	<5.0	<5.0	<5.0	<5.0	<5.0
100	**N/A**	trans-1,2-Dichloroethene	<5.0	<5.0	<5.0	<5.0	<5.0	<5.0	<5.0	<5.0	<5.0
5	**N/A**	Methylene chloride	<5.0	<5.0	<5.0	<5.0	<5.0	<5.0	<5.0	<5.0	<5.0
5	**110**	Tetrachloroethylene (PCE)*	<1.1	<1.1	<1.1	<1.1	<1.1 ǂ	<1.1	<5.0	<5.0	<5.0
200	**13,000**	1,1,1-Trichloroethane	<5.0	<5.0	<5.0	<5.0	<5.0	<5.0	<5.0	<5.0	<5.0
5	**9.1**	Trichlorethylene (TCE)*	1.8 ǂ	1.6 ǂ	2.4 ǂ	<0.75	1.0 ǂ	<0.75	<5.0	<5.0	<5.0
2	**2.1**	Vinyl Chloride*	<1.2	<1.2	<1.2	<1.2	<1.2	<1.2	<2.0	<2.0	<2.0
N/A	N/A	Total VOCs	1.8	1.6	2.4	2.4	1.0	0.0	0.0	0.0	0.0

Screening Levels (ug/L)		Parameters	Groundwater Sampling Locations (ug/L)								
MCL	RCG Residential GVE Screening Level	**Sample Location**	GP-30		GP-31	GP-31	GP-32	GP-32	GP-33	GP-33	
		Sample ID	TW-39D	FD-1 WT	TW-40S	TW-40D	TW-41S	TW-41D	TW-42S	TW-42D	FD-2 WT
		Screened Interval (feet)	16.65-18.65		9.35-11.35	16.05-18.05	11.50-13.50	17.00-19.00	13.65-15.65	17.67-19.67	
		Sample Date	9/22/2020	9/22/2020	9/22/2020	9/22/2020	9/22/2020	9/22/2020	9/22/2020	9/22/2020	9/22/2020
28	**130**	1,1-Dichloroethane	<5.0	<5.0	<5.0	<5.0	<5.0	<5.0	<5.0	<5.0	<5.0
5	**50**	1,2-Dichloroethane*	<5.0	<5.0	<5.0	<5.0	<5.0	<5.0	<5.0	<5.0	<5.0
70	**N/A**	cis-1,2-Dichloroethene	<5.0	<5.0	<5.0	<5.0	<5.0	<5.0	<5.0	<5.0	<5.0
100	**N/A**	trans-1,2-Dichloroethene	<5.0	<5.0	<5.0	<5.0	<5.0	<5.0	<5.0	<5.0	<5.0
5	**N/A**	Methylene chloride	<5.0	<5.0	<5.0	<5.0	<5.0	<5.0	<5.0	<5.0	<5.0
5	**110**	Tetrachloroethylene (PCE)*	<5.0	<5.0	<5.0	<5.0	<5.0	<5.0	<5.0	<5.0	<5.0
200	**13,000**	1,1,1-Trichloroethane	<5.0	<5.0	<5.0	<5.0	<5.0	<5.0	<5.0	<5.0	<5.0
5	**9.1**	Trichlorethylene (TCE)*	<5.0	<5.0	<5.0	4.1 ǂ	**8.4**	**20.1**	<5.0	**20.2**	**21.5**
2	**2.1**	Vinyl Chloride*	<2.0	<2.0	<2.0	<2.0	<2.0	<2.0	<2.0	<2.0	<2.0
N/A	N/A	Total VOCs	0.0	0.0	0.0	4.1	8.4	20.1	0.0	20.2	21.5

Table 5 (continued)
Temporary Well - Groundwater Analytical Results
Former Bendix Facility
EPA ID # IND 044 587 848
Franklin, IN 46131

Screening Levels (ug/L)		Parameters	Groundwater Sampling Locations (ug/L)								
MCL	RCG Residential GVE Screening Level	**Sample Location**	GP-34	GP-34	GP-59/MIP-29	GP-61/MIP-31	GP-63/MIP-33	GP-64/MIP-34		GP-67/MIP-37	GP-70/MIP-40
		Sample ID	TW-43S	TW-43D	TW-44 GW (21.5-23.5)	TW-45 GW (21.1-23.1)	TW-46 GW (21.5-23.5)	TW-47 GW (21.5-23.5)	FD-2 GW	TW-48 GW (21-23)	TW-49 GW (19.2-24.2)
		Screened Interval (feet)	14.40-16.40	22.40-24.40	21.5 - 23.5	21.1 - 23.1	21.5 - 23.5	21.5 - 23.5		21 - 23	19.2 - 24.2
		Sample Date	9/21/2020	9/21/2020	1/14/2021	1/15/2021	1/15/2021	1/15/2021	1/15/2021	1/15/2021	1/14/2021
28	**130**	1,1-Dichloroethane	<5.0	<5.0	<0.66	<0.66	<0.66	<0.66	<0.66	<0.66	<0.66
5	**50**	1,2-Dichloroethane*	<5.0	<5.0	<0.67	<0.67	<0.67	<0.67	<0.67	<0.67	<0.67
70	**N/A**	cis-1,2-Dichloroethene	<5.0	<5.0	<0.69	<0.69	<0.69	<0.69	<0.69	<0.69	<0.69
100	**N/A**	trans-1,2-Dichloroethene	<5.0	<5.0	<0.62	<0.62	<0.62	<0.62	<0.62	<0.62	<0.62
5	**N/A**	Methylene chloride	<5.0	<5.0	<1.0	<1.0	<1.0	<1.0	<1.0	<1.0	<1.0
5	**110**	Tetrachloroethylene (PCE)*	<5.0	<5.0	<0.71	<0.71	<0.71	2.4 J	2.4 J	**47.6**	<0.71
200	**13,000**	1,1,1-Trichloroethane	<5.0	<5.0	<0.53	<0.53	<0.53	<0.53	<0.53	<0.53	<0.53
5	**9.1**	Trichlorethylene (TCE)*	<5.0	<5.0	<0.60	<0.60	1.3 J	<0.60	<0.60	0.82 J	<0.60
2	**2.1**	Vinyl Chloride*	<2.0	<2.0	<0.39	<0.39	<0.39	<0.39	<0.39	<0.39	<0.39
N/A	N/A	Total VOCs	0.0	0.0	0.0	0.0	0.0	0.0	0.0	0.0	0.0

Screening Levels (ug/L)		Parameters	Groundwater Sampling Locations (ug/L)							
MCL	RCG Residential GVE Screening Level	**Sample Location**	GP-71/MIP-41	GP-74	GP-75	GP-77	GP-78	GP-79	GP-80	GP-81
		Sample ID	TW-50 GW (22-24)	TW-51 GW (18.66-20.66)	TW-52-GW (17.72-19.72)	TW-54-GW (19.58-21.58)	TW-55-GW (19.80-21.80)	TW-56-GW (20.90-22.90)	TW-57-GW (20.03-22.03)	TW-58-GW (21.24-23.24)
		Screened Interval (feet)	22 - 24	18.66 - 20.66	17.72 - 19.72	19.58 - 21.58	19.80 - 21.80	20.90 - 22.90	20.03 - 22.03	21.24 - 23.24
		Sample Date	1/15/2021	1/18/2021	1/18/2021	1/19/2021	1/19/2021	1/18/2021	1/18/2021	1/18/2021
28	**130**	1,1-Dichloroethane	<0.66	<0.41	<0.41	5.1	3.7 J	<0.41	<0.41	<0.41
5	**50**	1,2-Dichloroethane	<0.67	<0.41	<0.41	<0.41	<0.31	<0.41	<0.41	<0.41
70	**N/A**	cis-1,2-Dichloroethene	<0.69	<0.46	<0.46	<0.46	<0.31	<0.46	<0.46	<0.46
100	**N/A**	trans-1,2-Dichloroethene	<0.62	<0.32	<0.32	<0.32	<0.27	<0.32	<0.32	<0.32
5	**N/A**	Methylene chloride	<1.0	<0.081	<0.081	<0.081	<0.86	<0.081	<0.081	<0.081
5	**110**	Tetrachloroethylene (PCE)	**421**	<0.44	<0.44	<0.44	<0.51	**17.0**	**12.2**	<0.44
200	**13,000**	1,1,1-Trichloroethane	17.7	1.1 J	0.91 J	<0.40	6.0	1.5 J	2.8 J	2.0 J
5	**9.1**	Trichlorethylene (TCE)	**50.5**	<0.46	<0.46	<0.46	<0.48	<0.46	<0.46	<0.46
2	**2.1**	Vinyl Chloride	<0.39	<0.28	<0.28	<0.28	<0.41	<0.28	<0.28	<0.28
N/A	N/A	Total VOCs	489.2	1.1	0.91	5.1	9.7	18.5	15.0	2.0

Table 5 (continued)
Temporary Well - Groundwater Analytical Results
Former Bendix Facility
EPA ID # IND 044 587 848
Franklin, IN 46131

Screening Levels (ug/L)		Parameters	Groundwater Sampling Locations (ug/L)							
MCL	RCG Residential GVE Screening Level	**Sample Location**	GP-83	GP-83	GP-84	GP-84	GP-85	GP-85	GP-86	GP-86
		Sample ID	TW-59S GW (10.1'-12.1')	TW-59D GW (23.4'-25.4')	TW-60S GW (11.5'-13.5')	TW-60D GW (19.3'-21.3')	TW-61S GW (10.7'-12.7')	TW-61D GW (20.4'-22.4')	TW-62S GW (13.0'-15.0')	TW-62D GW (20.8'-22.8')
		Screened Interval (feet)	10.1 - 12.1	23.4 - 25.4	11.5 - 13.5	19.3 - 21.3	10.7 - 12.7	20.4 - 22.4	13.0 - 15.0	20.8 - 22.8
		Sample Date	8/16/2021	8/16/2021	8/16/2021	8/16/2021	8/16/2021	8/16/2021	8/17/2021	8/17/2021
28	**130**	1,1-Dichloroethane	<0.22	<0.22	<0.35	<0.35	<0.35	<0.35	<0.35	<0.35
5	**50**	1,2-Dichloroethane	<0.58	<0.58	<0.57	<0.57	<0.57	<0.57	<0.57	<0.57
70	**N/A**	cis-1,2-Dichloroethene	<0.56	1.3 J	<0.61	1.5 J	<0.61	13.5	<0.61	<0.61
100	**N/A**	trans-1,2-Dichloroethene	<0.80	<0.80	<0.86	<0.86	<0.86	<0.86	<0.86	<0.86
5	**N/A**	Methylene chloride	<1.0 x	<1.0 x	<0.49	<0.49	<0.49	<0.49	<0.49	<0.49
5	**110**	Tetrachloroethylene (PCE)	<0.42	<0.42	<0.29	<0.29	<0.29	<0.29	<0.29	<0.29
200	**13,000**	1,1,1-Trichloroethane	<0.63	<0.63	<0.70	<0.70	<0.70	4.5 J	<0.70	3.5 J
5	**9.1**	Trichlorethylene (TCE)	**11.5**	**53.2**	**6.9**	**37.7**	<0.75	**59.5**	**15.8**	**93.3**
2	**2.1**	Vinyl Chloride	<0.39	<0.39	<0.92	<0.92	<0.92	<0.92	<0.92	<0.92
N/A	N/A	Total VOCs	11.5	54.5	6.90	39.2	0.0	64.0	15.8	96.8

Screening Levels (ug/L)		Parameters	Groundwater Sampling Locations (ug/L)							
MCL	RCG Residential GVE Screening Level	**Sample Location**	GP-87	GP-87		GP-88	GP-88	GP-89	GP-89	
		Sample ID	TW-63S GW (12.0'-14.0')	TW-63D GW (18.3'-20.3)	FD-1 GW	TW-64S GW (10.9'-12.9')	TW-64D GW (17.0'-19.0')	TW-65S GW (11.5'-13.5')	TW-65D GW (17.6'-19.6')	FD-2 GW
		Screened Interval (feet)	12.0 - 14.0	18.3 - 20.3		10.9 - 12.9	17.0 - 19.0	11.5 - 13.5	17.6 - 19.6	
		Sample Date	8/17/2021	8/17/2021	8/17/2021	8/17/2021	8/17/2021	8/17/2021	8/17/2021	8/17/2021
28	**130**	1,1-Dichloroethane	<0.22	<0.22	<0.22	<0.22	<0.22	<0.22	<0.22	<0.22
5	**50**	1,2-Dichloroethane	<0.58	<0.58	<0.58	<0.58	<0.58	<0.58	<0.58	<0.58
70	**N/A**	cis-1,2-Dichloroethene	<0.56	<0.56	<0.56	<0.56	4.6 J	<0.56	<0.56	<0.56
100	**N/A**	trans-1,2-Dichloroethene	<0.80	<0.80	<0.80	<0.80	<0.80	<0.80	<0.80	<0.80
5	**N/A**	Methylene chloride	<1.0 x	<1.0 x	<1.0 x	<1.0 x	<1.0 x	<1.0 x	<1.0 x	<1.0 x
5	**110**	Tetrachloroethylene (PCE)	<0.42	<0.42	<0.42	<0.42	<0.42	<0.42	1.7 J	1.9 J
200	**13,000**	1,1,1-Trichloroethane	<0.63	<0.63	<0.63	<0.63	<0.63	<0.63	<0.63	<0.63
5	**9.1**	Trichlorethylene (TCE)	2.0 J	**30.9**	**27.0**	<0.79	**20.5**	<0.79	<0.79	<0.79
2	**2.1**	Vinyl Chloride	<0.39	<0.39	<0.39	<0.39	<0.39	<0.39	<0.39	<0.39
N/A	N/A	Total VOCs	2.0	30.9	27.0	0.0	25.1	0.0	1.7	1.9

Table 5 (continued)
Monitoring Well - Groundwater Analytical Results
Former Bendix Facility
EPA ID # IND 044 587 848
Franklin, IN 46131

Screening Levels (ug/L)		Parameters	Groundwater Sampling Locations (ug/L)					
MCL	RCG Residential GVE Screening Level	**Sample Location**	GP-68/MIP-38	GP-73/MIP-43		South of former Plating Room	Near storm and sanitary sewer intersection	Southeast portion of Site
		Sample ID	MW-41-GW (18.07-23.07)	MW-42-GW (17.96-22.96)	FD-1 GW	MW-3-GW (18.56-28.56)	MW-22-GW (14.24-24.24)	MW-30-GW (11.21-21.21)
		Screened Interval (feet)	18.07 - 23.07	17.96 - 22.96		18.56 - 28.56	14.24 - 24.24	11.21 - 21.21
		Sample Date	1/18/2021	1/19/2021	1/19/2021	1/19/2021	1/19/2021	1/19/2021
28	**130**	1,1-Dichloroethane	<0.41	<0.41	<0.35	<0.41	<0.41	<0.41
5	**50**	1,2-Dichloroethane*	<0.41	<0.41	<0.31	<0.41	<0.41	<0.41
70	**N/A**	cis-1,2-Dichloroethene	<0.46	<0.46	<0.31	<0.46	3.5 J	<0.46
100	**N/A**	trans-1,2-Dichloroethene	<0.32	<0.32	<0.27	<0.32	<0.32	<0.32
5	**N/A**	Methylene chloride	<0.081	<0.081	<0.86	<0.081	<0.081	<0.081
5	**110**	Tetrachloroethylene (PCE)*	**7.9**	**234**	**240**	**380**	**774**	<0.44
200	**13,000**	1,1,1-Trichloroethane	2.0 J	3.2 J	3.4 J	3.8 J	13.5	6.4
5	**9.1**	Trichlorethylene (TCE)*	0.86 J	**5.1**	**5.3**	**5.5**	**32.3**	1.1 J
2	**2.1**	Vinyl Chloride*	<0.28	<0.28	<0.41	<0.28	<0.28	<0.28
N/A	N/A	Total VOCs	10.8	239.1	245.3	385.5	819.8	6.4

Screening Levels (ug/L)		Parameters	Groundwater Sampling Locations (ug/L)						
MCL	RCG Residential GVE Screening Level	**Sample Location**	GP-90	GP-90	GP-91	GP-91		GP-92	GP-92
		Sample ID	TW-66S GW (9.97-11.97)	TW-66D GW (18.22-20.22)	TW-67S GW (8.74-10.74)	TW-67D GW (17.40-19.40)	FD-1 WT	TW-68S GW (8.58-10.58)	TW-68D GW (16.53-18.53)
		Screened Interval (feet)	9.97 - 11.97	18.22 - 20.22	8.74 - 10.74	17.40 - 19.40	17.40 - 19.40	8.58 - 10.58	16.53 - 18.53
		Sample Date	1/19/2022	1/19/2022	1/19/2022	1/19/2022		1/19/2022	1/19/2022
28	**130**	1,1-Dichloroethane	<0.27	<0.58	<0.58	<0.58	<0.27	<0.58	<0.58
5	**50**	1,2-Dichloroethane*	<0.37	<0.59	<0.59	<0.59	<0.37	<0.59	<0.59
70	**N/A**	cis-1,2-Dichloroethene	<0.67	<0.52	<0.52	11.2	11.7	0.55 J	6.4
100	**N/A**	trans-1,2-Dichloroethene	<0.23	<0.57	<0.57	<0.57	<0.23	<0.57	<0.57
5	**N/A**	Methylene chloride	<2.3	<2.2	<2.2	<2.2	<2.3	<2.2	<2.2
5	**110**	Tetrachloroethylene (PCE)*	<0.30	1.4 J	<0.63	<0.63	<0.30	<0.63	3.1 J
200	**13,000**	1,1,1-Trichloroethane	<0.26	<0.68	<0.68	<0.68	<0.26	<0.68	<0.68
5	**9.1**	Trichlorethylene (TCE)*	1.2 J	**10.8**	<0.44	<0.44	<0.37	0.67 J	**5.4**
2	**2.1**	Vinyl Chloride*	<0.78	<0.27	<0.27	<0.27	<0.78	<0.27	<0.27
N/A	N/A	Total VOCs	1.2	12.2	0.0	11.2	11.7	1.2	14.9

Table 5 (continued)
Monitoring Well - Groundwater Analytical Results
Former Bendix Facility
EPA ID # IND 044 587 848
Franklin, IN 46131

Screening Levels (ug/L)		Parameters	Quality Assurance/Quality Control (ug/L)								
MCL	RCG Residential GVE Screening Level	**Sample Location**	Equipment Blank	Equipment Blank	Equipment Blank	Equipment Blank	Equipment Blank	Equipment Blank	Equipment Blank	Equipment Blank	Equipment Blank
		Sample ID	EB-1	EB-1 GW	EB-2 GW	EB-3 GW	EB-1 GW	EB-1 WT	EB-2 WT	EB-1 GW	EB-2 GW
		Screened Interval (feet)	NA	NA	NA	NA	NA	NA	NA	NA	NA
		Sample Date	10/24/2018	3/5/2019	3/6/2019	3/7/2019	7/1/2019	9/21/2020	9/22/2020	1/14/2021	1/15/2021
28	**130**	1,1-Dichloroethane	<5.0	<5.0	<5.0	<5.0	<5.0	<5.0	<5.0	<0.66	<0.66
5	**50**	1,2-Dichloroethane	<0.32	<0.27	<0.62	<0.32	<0.72	<5.0	<5.0	<0.67	<0.67
70	**N/A**	cis-1,2-Dichloroethene	<5.0	<5.0	<5.0	<5.0	<5.0	<5.0	<5.0	<0.69	<0.69
100	**N/A**	trans-1,2-Dichloroethene	<5.0	<5.0	<5.0	<5.0	<5.0	<5.0	<5.0	<0.62	<0.62
5	**N/A**	Methylene chloride	<5.0	<5.0	<5.0	<5.0	<5.0	<5.0	<5.0	<1.0	<1.0
5	**110**	Tetrachloroethylene (PCE)	<0.61	<0.27	<0.79	<0.61	<1.1	<5.0	<5.0	<0.71	<0.71
200	**13,000**	1,1,1-Trichloroethane	<5.0	<5.0	<5.0	<5.0	<5.0	<5.0	<5.0	<0.53	<0.53
5	**9.1**	Trichlorethylene (TCE)	<0.80	<0.17	<0.58	<0.80	<0.75	<5.0	<5.0	<0.60	<0.60
2	**2.1**	Vinyl Chloride	<0.27	<0.22	<0.38	<0.27	<1.2	<2.0	<2.0	<0.39	<0.39
N/A	N/A	Total VOCs	0.0	0.0	0.0	0.0	0.0	0.0	0.0	0.0	0.0

Table 5 (continued)
Temporary Well - Groundwater Analytical Results
Former Bendix Facility
EPA ID # IND 044 587 848
Franklin, IN 46131

Screening Levels (ug/L)		Parameters	Quality Assurance/Quality Control (ug/L)								
MCL	RCG Residential GVE Screening Level	**Sample Location**	Equipment Blank	Equipment Blank	Equipment Blank	Equipment Blank	Trip Blank	Trip Blank	Trip Blank	Trip Blank	Trip Blank
		Sample ID	EQ #3-GW	EQ #4-GW	EB-1 GW	EB-2 GW	TB-1 GW	TB-2 GW	TB-3 GW	TB-1	TB-2
		Screened Interval (feet)	NA	NA	NA	NA	NA	NA	NA	NA	NA
		Sample Date	1/18/2021	1/19/2021	8/16/2021	8/17/2021	3/5/2019	3/6/2019	3/7/2019	10/24/2018	10/25/2018
28	**130**	1,1-Dichloroethane	<0.35	<0.35	<0.22	<0.22	<5.0	<5.0	<5.0	<5.0	<5.0
5	**50**	1,2-Dichloroethane	<0.31	<0.31	<0.58	<0.58	<0.27	<0.62	<0.32	<0.32	<0.27
70	**N/A**	cis-1,2-Dichloroethene	<0.31	<0.31	<0.56	<0.56	<5.0	<5.0	<5.0	<5.0	<5.0
100	**N/A**	trans-1,2-Dichloroethene	<0.27	<0.27	<0.80	<0.80	<5.0	<5.0	<5.0	<5.0	<5.0
5	**N/A**	Methylene chloride	<0.86	<0.86	<1.0 x	<1.0 x	<5.0	<5.0	<5.0	<5.0	<5.0
5	**110**	Tetrachloroethylene (PCE)	<0.51	<0.51	<0.42	<0.42	<0.27	<0.79	<0.61	<0.61	<0.93
200	**13,000**	1,1,1-Trichloroethane	<0.46	<0.46	<0.63	<0.63	<5.0	<5.0	<5.0	<5.0	<5.0
5	**9.1**	Trichlorethylene (TCE)	<0.48	<0.48	<0.79	<0.79	<0.17	<0.58	<0.80	<0.80	<0.64
2	**2.1**	Vinyl Chloride	<0.41	<0.41	<0.39	<0.39	<0.22	<0.38	<0.27	<0.27	<0.97Ψ
N/A	N/A	Total VOCs	0.0	0.0	0.0	0.0	0.0	0.0	0.0	0.0	0.0

Screening Levels (ug/L)		Parameters	Quality Assurance/Quality Control (ug/L)						
MCL	RCG Residential GVE Screening Level	**Sample Location**	Trip Blank	Trip Blank	Trip Blank	Trip Blank	Trip Blank	Trip Blank	Field Blank
		Sample ID	TB-1 GW	TB-1 WT	TB-1 GW	T.B. #2-GW	TB-1 GW	TB-1 WT	FB-1 GW
		Screened Interval (feet)	NA	NA	NA	NA	NA	NA	NA
		Sample Date	7/1/2019	9/21/2020	1/14/2021	1/18/2021	8/16/2021	1/19/2022	7/2/2019
28	**130**	1,1-Dichloroethane	<5.0	<5.0	<0.66	<0.35	<0.22	<0.27	<5.0
5	**50**	1,2-Dichloroethane	<0.72	<5.0	<0.67	<0.31	<0.58	<0.37	<0.72
70	**N/A**	cis-1,2-Dichloroethene	<5.0	<5.0	<0.69	<0.31	<0.56	<0.67	<5.0
100	**N/A**	trans-1,2-Dichloroethene	<5.0	<5.0	<0.62	<0.27	<0.80	<0.23	<5.0
5	**N/A**	Methylene chloride	<5.0	1.2 ǂ	<1.0	1.2 J	<1.0 x	2.7 J	<5.0
5	**110**	Tetrachloroethylene (PCE)	<1.1	<5.0	<0.71	<0.51	<0.42	<0.30	<1.1
200	**13,000**	1,1,1-Trichloroethane	<5.0	<5.0	<0.53	<0.46	<0.63	<0.26	<5.0
5	**9.1**	Trichlorethylene (TCE)	<0.75	<5.0	<0.60	<0.48	<0.79	<0.37	<0.75
2	**2.1**	Vinyl Chloride	<1.2	<2.0	<0.39	<0.41	<0.39	<0.78	<1.2
N/A	N/A	Total VOCs	0.0	1.2	0.0	1.2	0.0	2.7	0.0

Notes:
1. All samples collected by IWM Consulting personnel and analyzed at Pace Analytical Services, LLC located in Indianapolis, IN.
2. All VOCs analyzed using US EPA Method 8260.
3. All results in µg/L.
4. N/A: not applicable (risk-based screening levels have not been developed).
5. NA: Not applicable.
6. MCL = Maximum Contaminant Level - The highest level of a contaminant that is allowed in drinking water determined by the US EPA.
7. VISL = Vapor Intrusion Screening Level which correspond to Resident Vapor Intrusion Screening Levels with a target cancer risk of $1x10^{-6}$, at a temperature of 25 degrees Celsius, and a hazard quotient of 1 as published by the US EPA, May 2018.
8. RCG: Indiana Department of Environmental Management (IDEM) Remediation Closure Guide dated March 22, 2012 (with corrections through July 9, 2012) and screening levels updated annually.
9. GVE: Groundwater Vapor Exposure screening level with a target cancer risk of $1x10^{-5}$, at a temperature of 12.5 degrees Celsius, and a hazard quotient of 1 as published by the IDEM, March 2019.
10. NS = Not sampled, well was dry.
11. Monitoring well MW-9 is considered a background well.
12. FD-1 is a field duplicate of TW-2 and FD-2 is a field duplicate of TW-6.
13. **Bolded** concentrations exceed USEPA MCLs.
14. **Bolded/Shaded** concentrations exceed RCG Residential GVE screening levels.
15. * : Indicates non-detect concentration less than the adjusted method detection limit and adjusted reporting limit.
16. ǂ : Indicates estimated concentration above the adjusted method detection limit and below the adjusted reporting limit.
17. Ψ : Indicates that due to contiuning calibration percent differences, data were qualified as estimated, but still accepted, as indicated in the Laboratory Data Consultants, Inc. data validation reports dated November 2, 2018.
18. ǂ: Indicates that due to MS/MSD % Recovery, data were qualified as estimated, but still accepted, as indicated in the Laboratory Data Consultants, Inc. data validation report dated July 15, 2019.
19. x : Indicates that due to contiuning calibration percent differences, data were qualified as estimated, but still accepted, as indicated in the Laboratory Data Consultants, Inc. data validation reports dated October 11, 2021.

Table 6
Groundwater Analytical Results - Select VOCs
Former Bendix Facility
EPA ID # IND 044 587 848
Franklin, IN 46131

Corrective Action Objective Screening Levels (ug/L)		Parameters	Groundwater Sampling Locations (ug/L)											
MCLs	RCG Residential Groundwater Vapor Exposure Screening Level	**Sample ID**	IT-2											
		Screened Interval	6.05 - 16.05											
		Sampling Depth (feet below TOC)	14.00	14.20	14.30	14.10	14.21	13.94	14.20	14.03	14.35	14.35	14.46	14.80
		Sample Date	7/8/2019	12/4/2019	1/7/2020	2/7/2020	3/10/2020	4/7/2020	5/12/2020	6/10/2020	7/9/2020	8/6/2020	9/1/2020	10/8/2020
28	130	1,1-Dichloroethane	<5.0	<5.0	<5.0	<5.0	1.0 ǂ	<5.0	<5.0	<5.0	<5.0	<5.0	1.6 ǂ	<5.0
5	50	1,2-Dichloroethane	<5.0	<5.0	<5.0	<5.0	<5.0	<5.0	<5.0	<5.0	<5.0	<5.0	<5.0	<5.0
70	NE	cis-1,2-Dichloroethene	<5.0	16.9	12.6	9.4	5.4	4.2 ǂ	3.3 ǂ	4.2 ǂ	4.8 ǂ	6.4	7.7	12.3
100	NE	trans-1,2-Dichloroethene	<5.0	<5.0	<5.0	<5.0	<5.0	<5.0	<5.0	<5.0	<5.0	<5.0	<5.0	<5.0
5	NE	Methylene Chloride	<5.0	<5.0	<5.0	<5.0	<5.0	<5.0	<5.0	<5.0	<5.0	<5.0	<5.0	<5.0
5	110	Tetrachloroethylene (PCE)	<5.0	<5.0	<5.0	<5.0	0.50 ǂ	0.76 ǂ	<5.0	<5.0	<5.0	<5.0	<5.0	<5.0
200	13,000	1,1,1-Trichloroethane	<5.0	<5.0	<5.0	<5.0	0.67 ǂ	<5.0	<5.0	<5.0	0.60 ǂ	<5.0	0.80 ǂ	<5.0
5	9.1	Trichlorethylene (TCE)	<5.0	<5.0	<5.0	<5.0	3.0 ǂ	3.7 ǂ	1.4 ǂ	1.1 ǂ	2.1 ǂ	1.3 ǂ	2.3 ǂ	**21.5**
2	2.1	Vinyl Chloride	<2.0	<2.0	<2.0	<2.0	<2.0	<2.0	<2.0	<2.0	<2.0	<2.0	<2.0	<2.0

Corrective Action Objective Screening Levels (ug/L)		Parameters	Groundwater Sampling Locations (ug/L)											
MCLs	RCG Residential Groundwater Vapor Exposure Screening Level	**Sample ID**	MW-12R											
		Screened Interval												
		Sampling Depth (feet below TOC)	22.20	22.27	22.30	22.30	22.30	22.22	22.27	22.30	22.27	22.27	22.27	22.27
		Sample Date	9/3/2019	12/4/2019	1/8/2020	2/7/2020	3/10/2020	4/7/2020	5/12/2020	6/9/2020	7/9/2020	8/5/2020	9/1/2020	10/8/2020
28	130	1,1-Dichloroethane	<5.0	<50.0	<50.0	<5.0	2.9 ǂ	<5.0	3.2 ǂ	2.8 ǂ	2.9 ǂ	4.0 ǂ	4.5 ǂ	11.2
5	50	1,2-Dichloroethane	<5.0	<50.0	<50.0	<5.0	<5.0	<5.0	<5.0	<5.0	<5.0	<5.0	<5.0	<5.0
70	NE	cis-1,2-Dichloroethene	66.5	<50.0	<50.0	6.0	3.6 ǂ	<5.0	2.8 ǂ	2.5 ǂ	29.3	**77.1**	**143**	**648**
100	NE	trans-1,2-Dichloroethene	<5.0	<50.0	<50.0	<5.0	<5.0	<5.0	<5.0	<5.0	0.65 ǂ	0.76 ǂ	2.8 ǂ	4.4 J
5	NE	Methylene Chloride	<5.0	<50.0	<50.0	<5.0	<5.0	<5.0[3]	<5.0	<5.0	<5.0	<5.0	<5.0	<5.0
5	110	Tetrachloroethylene (PCE)	**681**	**697**	**429**	**373**	**323**	**210**	**272**	**258**	**281**	**294**	**381**	**893**
200	13,000	1,1,1-Trichloroethane	22.9	<50.0	<50.0	22.3	27.0	25.0	36.9	28.2	28.6	28.5	31.9	34.4
5	9.1	Trichlorethylene (TCE)	**242**	**174**	**125**	**132**	**121**	**111**	**167**	**169**	**147**	**153**	**171**	**238**
2	2.1	Vinyl Chloride	<2.0	<20.0	<20.0	<2.0	<2.0	<2.0	<2.0	<2.0	**10.0**	**15.3**	**20.9**	**14.4**

Notes:
TOC: Top of casing
NE: Not established
Monitoring wells MW-36 through MW-40 installed on November 12, 2019
RCG: Remediation Closure Guide with screening levels dated March 4, 2019.
Concentrations in **bold** exceed IDEM RCG Residential Groundwater Vapor Exposure Screening Level
Shaded/Bolded concentrations exceed IDEM RCG Residential Groundwater Vapor Exposure Screening Level
ǂ : Indicates observed concentration likely a lab artifact.
ǂ : Indicates estimated concentration above the adjusted method detection limit and below the adjusted reporting limit
1. Due to surrogate percent recovery, matrix spike/matrix spike duplicate percent recovery, or relative percent differences, data were qualified as estimated based on the Laboratory Data Consultants, Inc. report dated May 28, 2020.
2. Due to laboratory blank contamination, data were qualified as non-detect based on the Laboratory Data Consultants, Inc. report dated May 28, 2020
3. Due to laboratory blank contamination, trip blank contamination, or equipment blank contamination, data were qualified as non-detect based on the Laboratory Data Consultants, Inc. report dated June 1, 2020

Table 6 (Continued)
Groundwater Analytical Results - Select VOCs
Former Bendix Facility
EPA ID # IND 044 587 848
Franklin, IN 46131

Corrective Action Objective Screening Levels (ug/L)		Parameters	Groundwater Sampling Locations (ug/L)													
MCLs	RCG Residential Groundwater Vapor Exposure Screening Level	**Sample ID**	MW-31													
		Screened Interval	7.58 - 12.58													
		Sampling Depth (feet below TOC)	10.60	11.43	11.28	11.02	10.50	10.34	10.40	10.00	10.50	10.33	10.72	10.72	10.80	10.50
		Sample Date	7/8/2019	10/18/2019	11/25/2019	12/5/2019	1/8/2020	2/5/2020	3/11/2020	4/8/2020	5/11/2020	6/9/2020	7/9/2020	8/5/2020	9/1/2020	10/7/2020
28	130	1,1-Dichloroethane	<5.0	<5.0	<5.0	<5.0	<5.0[1]	<5.0	<5.0	<5.0	<5.0	<5.0	<5.0	<5.0	0.46 ǂ	<5.0
5	50	1,2-Dichloroethane	<5.0	<5.0	<5.0	<5.0	<5.0[1]	<5.0	<5.0	<5.0	<5.0	<5.0	<5.0	<5.0	<5.0	<5.0
70	NE	cis-1,2-Dichloroethene	<5.0	<5.0	<5.0	<5.0	<5.0[1]	<5.0	<5.0	<5.0	<5.0	<5.0	<5.0	<5.0	<5.0	<5.0
100	NE	trans-1,2-Dichloroethene	<5.0	<5.0	<5.0	<5.0	<5.0[1]	<5.0	<5.0	<5.0	<5.0	<5.0	<5.0	<5.0	<5.0	<5.0
5	NE	Methylene Chloride	<5.0	<5.0	<5.0	<5.0	<5.0[1]	<5.0	<5.0	<5.03	<5.0	<5.0	<5.0	<5.0	<5.0	<5.0
5	110	Tetrachloroethylene (PCE)	**37.7**	**57.5**	**44.3**	**45.4**	**44.7[1]**	**32.2**	**29.8**	**28.1**	**43.6**	**46.5**	**37.7**	**36.9**	**40.9**	**55.7**
200	13,000	1,1,1-Trichloroethane	7.1	8.0	5.8	6.8	10.3[1]	10	6.8	7.5	6.9	6.0	5.0ǂ	5.5	4.7 ǂ	<5.0
5	9.1	Trichlorethylene (TCE)	**44.5**	**51.4**	**35.0**	**42.1**	**51.7[1]**	**49.7**	**38.2**	**37.4**	**39.5**	**43.7**	**31.3**	**33.3**	**28.7**	**30.6**
2	2.1	Vinyl Chloride	<2.0	<2.0	<2.0	<2.0	<2.0[1]	<2.0	<2.0	<2.0	<2.0	<2.0	<2.0	<2.0	<2.0	<2.0

Corrective Action Objective Screening Levels (ug/L)		Parameters	Groundwater Sampling Locations (ug/L)											
MCLs	RCG Residential Groundwater Vapor Exposure Screening Level	**Sample ID**	MW-32											
		Screened Interval	4.09 - 9.09											
		Sampling Depth (feet below TOC)	7.50	7.60	6.30	6.30	6.60	6.60	6.60	6.59	6.60	6.59	6.70	6.99
		Sample Date	7/8/2019	12/2/2019	1/6/2020	2/6/2020	3/9/2020	4/6/2020	5/11/2020	6/8/2020	7/8/2020	8/4/2020	9/1/2020	10/6/2020
28	130	1,1-Dichloroethane	<5.0	<5.0	<5.0	<5.0	<5.0	<5.0	<5.0	<5.0	0.89 ǂ	<5.0	1.0 ǂ	<5.0
5	50	1,2-Dichloroethane	<5.0	<5.0	<5.0	<5.0	<5.0	<5.0	<5.0	<5.0	<5.0	<5.0	<5.0	<5.0
70	NE	cis-1,2-Dichloroethene	<5.0	<5.0	<5.0	<5.0	<5.0	<5.0	<5.0	<5.0	<5.0	<5.0	<5.0	<5.0
100	NE	trans-1,2-Dichloroethene	<5.0	<5.0	<5.0	<5.0	<5.0	<5.0	<5.0	<5.0	<5.0	<5.0	<5.0	<5.0
5	NE	Methylene Chloride	<5.0	<5.0	<5.0	<5.0	<5.0	<5.0[3]	<5.0	<5.0	<5.0	<5.0	<5.0	<5.0
5	110	Tetrachloroethylene (PCE)	<5.0	<5.0	<5.0	<5.0	<5.0	<5.0	<5.0	<5.0	<5.0	<5.0	<5.0	<5.0
200	13,000	1,1,1-Trichloroethane	<5.0	<5.0	<5.0	<5.0	0.80 ǂ	<5.0	<5.0	1.2 ǂ	2.4 ǂ	1.5 ǂ	3.3 ǂ	<5.0
5	9.1	Trichlorethylene (TCE)	<5.0	<5.0	<5.0	<5.0	1.3 ǂ	<5.0	2.4 ǂ	4.5 ǂ	**7.5**	**5.9**	**10.6**	**22.4**
2	2.1	Vinyl Chloride	<2.0	<2.0	<2.0	<2.0	<2.0	<2.0	<2.0	<2.0	<2.0	<2.0	<2.0	<2.0

Notes:
TOC: Top of casing
NE: Not established
Monitoring wells MW-36 through MW-40 installed on November 12, 2019
RCG: Remediation Closure Guide with screening levels dated March 4, 2019.
Concentrations in **bold** exceed IDEM RCG Residential Groundwater Vapor Exposure Screening Level
Shaded/Bolded concentrations exceed IDEM RCG Residential Groundwater Vapor Exposure Screening Level
ǂ : Indicates observed concentration likely a lab artifact.
ǂ : Indicates estimated concentration above the adjusted method detection limit and below the adjusted reporting limit
1. Due to surrogate percent recovery, matrix spike/matrix spike duplicate percent recovery, or relative percent differences, data were qualified as estimated based on the Laboratory Data Consultants, Inc. report dated May 28, 2020.
2. Due to laboratory blank contamination, data were qualified as non-detect based on the Laboratory Data Consultants, Inc. report dated May 28, 2020
3. Due to laboratory blank contamination, trip blank contamination, or equipment blank contamination, data were qualified as non-detect based on the Laboratory Data Consultants, Inc. report dated June 1, 2020

Table 6 (Continued)
Groundwater Analytical Results - Select VOCs
Former Bendix Facility
EPA ID # IND 044 587 848
Franklin, IN 46131

Corrective Action Objective Screening Levels (ug/L)		Parameters	Groundwater Sampling Locations (ug/L)											
MCLs	RCG Residential Groundwater Vapor Exposure Screening Level	**Sample ID**	MW-33											
		Screened Interval	4.13 - 9.13											
		Sampling Depth (feet below TOC)	7.00	7.32	6.65	6.63	6.65	6.63	6.63	6.65	6.95	6.90	7.06	7.36
		Sample Date	7/8/2019	12/4/2019	1/6/2020	2/6/2020	3/9/2020	4/6/2020	5/12/2020	6/8/2020	7/8/2020	8/4/2020	9/1/2020	10/6/2020
28	130	1,1-Dichloroethane	<5.0	<5.0	<5.0	<5.0	<5.0	<5.0	<5.0	<5.0	<5.0	<5.0	<5.0	<5.0
5	50	1,2-Dichloroethane	<5.0	<5.0	<5.0	<5.0	<5.0	<5.0	<5.0	<5.0	<5.0	<5.0	<5.0	<5.0
70	NE	cis-1,2-Dichloroethene	<5.0	<5.0	<5.0	<5.0	<5.0	<5.0	<5.0	<5.0	<5.0	<5.0	<5.0	<5.0
100	NE	trans-1,2-Dichloroethene	<5.0	<5.0	<5.0	<5.0	<5.0	<5.0	<5.0	<5.0	<5.0	<5.0	<5.0	<5.0
5	NE	Methylene Chloride	<5.0	<5.0	<5.0	<5.0	<5.0	<5.0[3]	<5.0	<5.0	<5.0	<5.0	<5.0	<5.0
5	110	Tetrachloroethylene (PCE)	<5.0	<5.0	<5.0	<5.0	<5.0	<5.0	<5.0	<5.0	<5.0	<5.0	<5.0	<5.0
200	13,000	1,1,1-Trichloroethane	<5.0	<5.0	<5.0	<5.0	<5.0	<5.0	<5.0	<5.0	<5.0	<5.0	<5.0	<5.0
5	9.1	Trichlorethylene (TCE)	<5.0	<5.0	<5.0	<5.0	<5.0	<5.0	<5.0	<5.0	<5.0	<5.0	<5.0	<5.0
2	2.1	Vinyl Chloride	<2.0	<2.0	<2.0	<2.0	<2.0	<2.0	<2.0	<2.0	<2.0	<2.0	<2.0	<2.0

Corrective Action Objective Screening Levels (ug/L)		Parameters	Groundwater Sampling Locations (ug/L)											
MCLs	RCG Residential Groundwater Vapor Exposure Screening Level	**Sample ID**	MW-34											
		Screened Interval	10.49 - 15.49											
		Sampling Depth (feet below TOC)	12.40	12.99	13.00	13.00	13.00	12.99	13.25	13.00	12.99	13.00	12.99	13.24
		Sample Date	7/9/2019	12/2/2019	1/7/2020	2/6/2020	3/10/2020	4/7/2020	5/12/2020	6/9/2020	7/9/2020	8/5/2020	9/2/2020	10/7/2020
28	130	1,1-Dichloroethane	<5.0	<5.0	<5.0	<5.0	0.33 ǂ	<5.0	<5.0	<5.0	<5.0	<5.0	<5.0	<5.0
5	50	1,2-Dichloroethane	<5.0	<5.0	<5.0	<5.0	<5.0	<5.0	<5.0	<5.0	<5.0	<5.0	<5.0	<5.0
70	NE	cis-1,2-Dichloroethene	<5.0	<5.0	<5.0	<5.0	<5.0	<5.0	<5.0	<5.0	<5.0	<5.0	<5.0	<5.0
100	NE	trans-1,2-Dichloroethene	<5.0	<5.0	<5.0	<5.0	<5.0	<5.0	<5.0	<5.0	<5.0	<5.0	<5.0	<5.0
5	NE	Methylene Chloride	<5.0	<5.0	<5.0	<5.0	<5.0	<5.0[3]	<5.0	<5.0	<5.0	<5.0	<5.0	<5.0
5	110	Tetrachloroethylene (PCE)	**23.1**	**38.2**	**35.0**	**32.8**	**31.1**	**26.4**	**40.6**	**43.0**	**36.2**	**35.9**	**37.3**	**49.7**
200	13,000	1,1,1-Trichloroethane	<5.0	<5.0	<5.0	<5.0	2.9 ǂ	3.3 ǂ	2.9 ǂ	2.5 ǂ	2.5 ǂ	2.5 ǂ	2.3 ǂ	<5.0
5	9.1	Trichlorethylene (TCE)	**7.4**	**14.9**	**12.6**	**15.3**	**11.9**	**13.6**	**14.7**	**16.7**	**14.6**	**14.8**	**12.3**	**19.3**
2	2.1	Vinyl Chloride	<2.0	<2.0	<2.0	<2.0	<2.0	<2.0	<2.0	<2.0	<2.0	<2.0	<2.0	<2.0

Notes:
TOC: Top of casing
NE: Not established
Monitoring wells MW-36 through MW-40 installed on November 12, 2019
RCG: Remediation Closure Guide with screening levels dated March 4, 2019.
Concentrations in **bold** exceed IDEM RCG Residential Groundwater Vapor Exposure Screening Level
Shaded/Bolded concentrations exceed IDEM RCG Residential Groundwater Vapor Exposure Screening Level
ǂ : Indicates observed concentration likely a lab artifact.
ǂ : Indicates estimated concentration above the adjusted method detection limit and below the adjusted reporting limit
1. Due to surrogate percent recovery, matrix spike/matrix spike duplicate percent recovery, or relative percent differences, data were qualified as estimated based on the Laboratory Data Consultants, Inc. report dated May 28, 2020.
2. Due to laboratory blank contamination, data were qualified as non-detect based on the Laboratory Data Consultants, Inc. report dated May 28, 2020
3. Due to laboratory blank contamination, trip blank contamination, or equipment blank contamination, data were qualified as non-detect based on the Laboratory Data Consultants, Inc. report dated June 1, 2020

Table 6 (Continued)
Groundwater Analytical Results - Select VOCs
Former Bendix Facility
EPA ID # IND 044 587 848
Franklin, IN 46131

Corrective Action Objective Screening Levels (ug/L)		Parameters	Groundwater Sampling Locations (ug/L)													
MCLs	RCG Residential Groundwater Vapor Exposure Screening Level	**Sample ID**	MW-35													
		Screened Interval	5.30 - 15.30													
		Sampling Depth (feet below TOC)	12.80	13.25	13.50	12.63	13.00	12.91	12.94	12.75	12.96	12.46	13.07	13.06	13.13	13.32
		Sample Date	7/9/2019	10/18/2019	11/25/2019	12/3/2019	1/8/2020	2/5/2020	3/11/2020	4/8/2020	5/12/2020	6/10/2020	7/9/2020	8/6/2020	9/2/2020	10/8/2020
28	130	1,1-Dichloroethane	<5.0	<5.0	<5.0	<5.0	<5.0	<5.0	<5.0	<5.0	<5.0	<5.0	<5.0	<5.0	1.1 ǂ	<5.0
5	50	1,2-Dichloroethane	<5.0	<5.0	<5.0	<5.0	<5.0	<5.0	<5.0	<5.0	<5.0	<5.0	<5.0	<5.0	<5.0	<5.0
70	NE	cis-1,2-Dichloroethene	<5.0	<5.0	<5.0	<5.0	<5.0	<5.0	<5.0	<5.0	<5.0	<5.0	<5.0	<5.0	<5.0	<5.0
100	NE	trans-1,2-Dichloroethene	<5.0	<5.0	<5.0	<5.0	<5.0	<5.0	<5.0	<5.0	<5.0	<5.0	<5.0	<5.0	<5.0	<5.0
5	NE	Methylene Chloride	<5.0	<5.0	<5.0	<5.0	<5.0	<5.0	<5.0	<5.0	<5.0	<5.0	<5.0	<5.0	<5.0	<5.0
5	110	Tetrachloroethylene (PCE)	<5.0	<5.0	<5.0	<5.0	<5.0	<5.0	<5.0	<5.0	<5.0	<5.0	<5.0	<5.0	<5.0	<5.0
200	13,000	1,1,1-Trichloroethane	10.4	17.8	<5.0	<5.0	<5.0	<5.0	<5.0	<5.0	<5.0	<5.0	<5.0	<5.0	<5.0	<5.0
5	9.1	Trichlorethylene (TCE)	**51.0**	**85.3**	<5.0	<5.0	<5.0	<5.0	<5.0	<5.0	<5.0	<5.0	<5.0	<5.0	<5.0	<5.0
2	2.1	Vinyl Chloride	<2.0	<2.0	<2.0	<2.0	<2.0	<2.0	<2.0	<2.0	<2.0	<2.0	<2.0	<2.0	<2.0	<2.0

Corrective Action Objective Screening Levels (ug/L)		Parameters	Groundwater Sampling Locations (ug/L)										
MCLs	RCG Residential Groundwater Vapor Exposure Screening Level	**Sample ID**	MW-36										
		Screened Interval	12.50 - 17.50										
		Sampling Depth (feet below TOC)	15.41	15.00	15.10	15.23	15.00	15.25	15.14	15.48	15.46	15.63	15.50
		Sample Date	12/2/2019	1/7/2020	2/6/2020	3/10/2020	4/7/2020	5/12/2020	6/9/2020	7/9/2020	8/5/2020	9/2/2020	10/7/2020
28	130	1,1-Dichloroethane	<5.0	<5.0	<5.0	<5.0	<5.0	<5.0	<5.0	<5.0	<5.0	<5.0	<5.0
5	50	1,2-Dichloroethane	<5.0	<5.0	<5.0	<5.0	<5.0	<5.0	<5.0	<5.0	<5.0	<5.0	<5.0
70	NE	cis-1,2-Dichloroethene	<5.0	<5.0	<5.0	<5.0	<5.0	<5.0	<5.0	<5.0	<5.0	<5.0	<5.0
100	NE	trans-1,2-Dichloroethene	<5.0	<5.0	<5.0	<5.0	<5.0	<5.0	<5.0	<5.0	<5.0	<5.0	<5.0
5	NE	Methylene Chloride	<5.0	<5.0	<5.0	<5.0	<5.03	<5.0	<5.0	<5.0	<5.0	<5.0	<5.0
5	110	Tetrachloroethylene (PCE)	**52.6**	**53.2**	**50.2**	**44.7**	**46.5**	**69.3**	**71.6**	**55.8**	**58.4**	**56.3**	**44.9**
200	13,000	1,1,1-Trichloroethane	<5.0	<5.0	<5.0	0.92 ǂ	<5.0	<5.0	<5.0	0.90 ǂ	0.77 ǂ	0.95 ǂ	<5.0
5	9.1	Trichlorethylene (TCE)	**6.1**	<5.0	**5.1**	4.1 ǂ	**5.1**	**6.2**	**7.2**	**5.4**	**5.6**	4.6 ǂ	2.2 ǂ
2	2.1	Vinyl Chloride	<2.0	<2.0	<2.0	<2.0	<2.0	<2.0	<2.0	<2.0	<2.0	<2.0	<2.0

Notes:
TOC: Top of casing
NE: Not established
Monitoring wells MW-36 through MW-40 installed on November 12, 2019
RCG: Remediation Closure Guide with screening levels dated March 4, 2019.
Concentrations in **bold** exceed IDEM RCG Residential Groundwater Vapor Exposure Screening Level
Shaded/Bolded concentrations exceed IDEM RCG Residential Groundwater Vapor Exposure Screening Level
ǂ : Indicates observed concentration likely a lab artifact.
ǂ : Indicates estimated concentration above the adjusted method detection limit and below the adjusted reporting limit
1. Due to surrogate percent recovery, matrix spike/matrix spike duplicate percent recovery, or relative percent differences, data were qualified as estimated based on the Laboratory Data Consultants, Inc. report dated May 28, 2020.
2. Due to laboratory blank contamination, data were qualified as non-detect based on the Laboratory Data Consultants, Inc. report dated May 28, 2020
3. Due to laboratory blank contamination, trip blank contamination, or equipment blank contamination, data were qualified as non-detect based on the Laboratory Data Consultants, Inc. report dated June 1, 2020

Table 6 (Continued)
Groundwater Analytical Results - Select VOCs
Former Bendix Facility
EPA ID # IND 044 587 848
Franklin, IN 46131

Corrective Action Objective Screening Levels (ug/L)		Parameters	Groundwater Sampling Locations (ug/L)												
MCLs	RCG Residential Groundwater Vapor Exposure Screening Level	**Sample ID**	TW-15		MW-37										
		Screened Interval	9.75 - 11.75	14.25 - 16.25	9.00 - 14.00										
		Sampling Depth (feet below TOC)	10.75	15.25	11.81	11.50	11.50	11.50	11.50	11.50	11.50	11.58	11.56	11.71	12.09
		Sample Date	3/5/2019	3/5/2019	12/2/2019	1/7/2020	2/6/2020	3/10/2020	4/6/2020	5/11/2020	6/9/2020	7/9/2020	8/5/2020	9/2/2020	10/7/2020
28	130	1,1-Dichloroethane	<5.0	<5.0	<5.0	<5.0	<5.0	<5.0	<5.0	<5.0	<5.0	<5.0	<5.0	<5.0	<5.0
5	50	1,2-Dichloroethane	<0.27	<0.27	<5.0	<5.0	<5.0	<5.0	<5.0	<5.0	<5.0	<5.0	<5.0	<5.0	<5.0
70	NE	cis-1,2-Dichloroethene	<5.0	<5.0	<5.0	<5.0	<5.0	<5.0	<5.0	<5.0	<5.0	<5.0	<5.0	<5.0	<5.0
100	NE	trans-1,2-Dichloroethene	<5.0	<5.0	<5.0	<5.0	<5.0	<5.0	<5.0	<5.0	<5.0	<5.0	<5.0	<5.0	<5.0
5	NE	Methylene Chloride	<5.0	<5.0	<5.0	<5.0	<5.0	<5.0	<5.0[3]	<5.0	<5.0	<5.0	<5.0	<5.0	<5.0
5	110	Tetrachloroethylene (PCE)	**45.6**	**56.6**	**48.4**	**47.1**	**39.4**	**34.8**	**38.9**	**55.1**	**51.3**	**44.9**	**42.4**	**45.8**	**64.4**
200	13,000	1,1,1-Trichloroethane	1.7ǂ	8.3	<5.0	<5.0	<5.0	2.7 ǂ	3.5 ǂ	3.5 ǂ	2.9 ǂ	2.6 ǂ	2.4 ǂ	2.2 ǂ	<5.0
5	9.1	Trichlorethylene (TCE)	**15.6**	**57.2**	**27.7**	**27.1**	**26.5**	**18.0**	**31.2**	**34.5**	**35.2**	**26.9**	**25.6**	**20.8**	**43.5**
2	2.1	Vinyl Chloride	<0.22	<0.22	<2.0	<2.0	<2.0	<2.0	<2.0	<2.0	<2.0	<2.0	<2.0	<2.0	<2.0

Corrective Action Objective Screening Levels (ug/L)		Parameters	Groundwater Sampling Locations (ug/L)												
MCLs	RCG Residential Groundwater Vapor Exposure Screening Level	**Sample ID**	TW-13	MW-38											
		Screened Interval	11.25 - 13.25	8.00 - 13.00											
		Sampling Depth (feet below TOC)	12.25	10.15	10.19	10.50	10.30	10.50	10.50	10.50	10.50	10.68	10.65	10.82	11.18
		Sample Date	10/25/2018	11/25/2019	12/5/2019	1/6/2020	2/5/2020	3/11/2020	4/8/2020	5/11/2020	6/8/2020	7/8/2020	8/4/2020	9/2/2020	10/7/2020
28	130	1,1-Dichloroethane	2.7ǂ	<5.0	<5.0	<5.0	<5.0	<5.0	<5.0	<5.0	<5.0	<5.0	<5.0	0.54 ǂ	<5.0
5	50	1,2-Dichloroethane	<0.27	<5.0	<5.0	<5.0	<5.0	<5.0	<5.0	<5.0	<5.0	<5.0	<5.0	<5.0	<5.0
70	NE	cis-1,2-Dichloroethene	<5.0	<5.0	<5.0	<5.0	<5.0	<5.0	<5.0	<5.0	<5.0	<5.0	<5.0	<5.0	<5.0
100	NE	trans-1,2-Dichloroethene	<5.0	<5.0	<5.0	<5.0	<5.0	<5.0	<5.0	<5.0	<5.0	<5.0	<5.0	<5.0	<5.0
5	NE	Methylene Chloride	<5.0	<5.0	<5.0	<5.0	<5.0	<5.0	<5.03	<5.0	<5.0	<5.0	<5.0	<5.0	<5.0
5	110	Tetrachloroethylene (PCE)	**58.6**	**25.9**	**31.3**	**25.4**	**10.8**	**21.6**	**7.8**	**34.9[4]**	**26.2**	**27.4**	**27.6**	**28.9**	**40.0**
200	13,000	1,1,1-Trichloroethane	21.1	20.6[1]	16.1	10.0	<5.0	4.1 ǂ	<5.0	3.4 ǂ[4]	2.7 ǂ	3.3 ǂ	3.3 ǂ	3.6 ǂ	17.7
5	9.1	Trichlorethylene (TCE)	**117**	**99.1**	**88.0**	**54.6**	**19.1**	**28.7**	**8.3**	**24.8**	**20.6**	**21.3**	**21.7**	**19.9**	**88.4**
2	2.1	Vinyl Chloride	<0.97	<2.0	<2.0	<2.0	<2.0	<2.0	<2.0	<2.0	<2.0	<2.0	<2.0	<2.0	<2.0

Notes:
TOC: Top of casing
NE: Not established
Monitoring wells MW-36 through MW-40 installed on November 12, 2019
RCG: Remediation Closure Guide with screening levels dated March 4, 2019.
Concentrations in **bold** exceed IDEM RCG Residential Groundwater Vapor Exposure Screening Level
Shaded/Bolded concentrations exceed IDEM RCG Residential Groundwater Vapor Exposure Screening Level
ǂ : Indicates observed concentration likely a lab artifact.
ǂ : Indicates estimated concentration above the adjusted method detection limit and below the adjusted reporting limit
1. Due to surrogate percent recovery, matrix spike/matrix spike duplicate percent recovery, or relative percent differences, data were qualified as estimated based on the Laboratory Data Consultants, Inc. report dated May 28, 2020.
2. Due to laboratory blank contamination, data were qualified as non-detect based on the Laboratory Data Consultants, Inc. report dated May 28, 2020
3. Due to laboratory blank contamination, trip blank contamination, or equipment blank contamination, data were qualified as non-detect based on the Laboratory Data Consultants, Inc. report dated June 1, 2020
4. Due to continuing calibration percent differences, data were qualified as estimated based on the Laboratory Data Consultants, Inc. report dated June 24, 2020

Table 6 (Continued)
Groundwater Analytical Results - Select VOCs
Former Bendix Facility
EPA ID # IND 044 587 848
Franklin, IN 46131

Corrective Action Objective Screening Levels (ug/L)		Parameters	Groundwater Sampling Locations (ug/L)											
MCLs	RCG Residential Groundwater Vapor Exposure Screening Level	**Sample ID**	TW-9	MW-39										
		Screened Interval	7.25 - 9.25	6.00 - 11.00										
		Sampling Depth (feet below TOC)	8.25	8.45	7.66	8.50	8.50	8.50	9.50	8.50	8.50	8.50	8.50	8.81
		Sample Date	10/24/2018	12/3/2019	1/6/2020	2/5/2020	3/9/2020	4/6/2020	5/12/2020	6/8/2020	7/8/2020	8/4/2020	9/2/2020	10/6/2020
28	130	1,1-Dichloroethane	2.2 ǂ	<5.0	<5.0	<5.0	1.5 ǂ	<5.0	2.6 ǂ	3.5 ǂ	3.0 ǂ	2.6 ǂ	1.5 ǂ	<5.0
5	50	1,2-Dichloroethane	<0.32	<5.0	<5.0	<5.0	<5.0	<5.0	<5.0	<5.0	<5.0	<5.0	<5.0	<5.0
70	NE	cis-1,2-Dichloroethene	<5.0	<5.0	<5.0	<5.0	<5.0	<5.0	<5.0	<5.0	<5.0	<5.0	<5.0	<5.0
100	NE	trans-1,2-Dichloroethene	<5.0	<5.0	<5.0	<5.0	<5.0	<5.0	<5.0	<5.0	<5.0	<5.0	<5.0	<5.0
5	NE	Methylene Chloride	<5.0	<5.0	<5.0	<5.0	<5.0	<5.0[3]	<5.0	<5.0	<5.0	<5.0	<5.0	<5.0
5	110	Tetrachloroethylene (PCE)	<0.61	<5.0	<5.0	<5.0	<5.0	<5.0	<5.0	<5.0	<5.0	<5.0	<5.0	<5.0
200	13,000	1,1,1-Trichloroethane	4.1 ǂ	<5.0	<5.0	<5.0	2.2 ǂ	<5.0	3.0 ǂ	3.1 ǂ	4.3 ǂ	4.5 ǂ	3.7 ǂ	<5.0
5	9.1	Trichlorethylene (TCE)	**21.4**	**10.3**	**8.6**	**7.8**	**6.6**	**6.9**	**11.1**	**13.7**	**16.0**	**18.3**	**14.6**	**20.3**
2	2.1	Vinyl Chloride	<0.27	<2.0	<2.0	<2.0	<2.0	<2.0	<2.0	<2.0	<2.0	<2.0	<2.0	<2.0

Corrective Action Objective Screening Levels (ug/L)		Parameters	Groundwater Sampling Locations (ug/L)											
MCLs	RCG Residential Groundwater Vapor Exposure Screening Level	**Sample ID**	TW-10	MW-40										
		Screened Interval	10.25 - 12.25	7.50 - 12.50										
		Sampling Depth (feet below TOC)	11.25	10.00	8.00	8.90	10.00	10.00	10.00	10.00	10.00	10.00	10.00	10.00
		Sample Date	10/24/2018	12/2/2019	1/6/2020	2/6/2020	3/9/2020	4/6/2020	5/11/2020	6/8/2020	7/8/2020	8/4/2020	9/2/2020	10/6/2020
28	130	1,1-Dichloroethane	<5.0	<5.0	<5.0	<5.0	0.46 ǂ	<5.0	<5.0	<5.0	<5.0	<5.0	0.40 ǂ	<5.0
5	50	1,2-Dichloroethane	<0.32	<5.0	<5.0	<5.0	<5.0	<5.0	<5.0	<5.0	<5.0	<5.0	<5.0	<5.0
70	NE	cis-1,2-Dichloroethene	<5.0	<5.0	<5.0	<5.0	4.9 ǂ	<5.0	3.1 ǂ	2.1 ǂ	4.2 ǂ	3.5 ǂ	2.5 ǂ	1.7 ǂ[5]
100	NE	trans-1,2-Dichloroethene	<5.0	<5.0	<5.0	<5.0	<5.0[1]	<5.0	<5.0	<5.0	<5.0	<5.0	<5.0	<5.0
5	NE	Methylene Chloride	<5.0	<5.0	<5.0	<5.0	<5.0	<5.0	<5.0	<5.0	<5.0	<5.0	<5.0	<5.0
5	110	Tetrachloroethylene (PCE)	**32.5**	**20.2**	**22.2**	**17.8**	**18.0[1]**	**22.2**	**27.0**	**25.5**	**8.8**	4.7ǂ	4.1 ǂ	2.6 ǂ[5]
200	13,000	1,1,1-Trichloroethane	11.0	9.6	8.2	8.4	8.2	8.8	8.7[4]	8.0	5.0 ǂ	5.1	4.2 ǂ	<5.0
5	9.1	Trichlorethylene (TCE)	**82.2**	**61.0**	**58.2**	**56.6**	**46.1[1]**	**51.6**	**60.0[4]**	**60.0**	**29.0**	**26.7**	**21.7**	**25.7[5]**
2	2.1	Vinyl Chloride	<0.27	<2.0	<2.0	<2.0	<2.0	<2.0	<2.0	<2.0	<2.0	<2.0	<2.0	<2.0

Notes:
TOC: Top of casing
NE: Not established
Monitoring wells MW-36 through MW-40 installed on November 12, 2019
RCG: Remediation Closure Guide with screening levels dated March 4, 2019.
Concentrations in **bold** exceed IDEM RCG Residential Groundwater Vapor Exposure Screening Level
Shaded/Bolded concentrations exceed IDEM RCG Residential Groundwater Vapor Exposure Screening Level
ǂ : Indicates observed concentration likely a lab artifact.
ǂ : Indicates estimated concentration above the adjusted method detection limit and below the adjusted reporting limit
1. Due to surrogate percent recovery, matrix spike/matrix spike duplicate percent recovery, or relative percent differences, data were qualified as estimated based on the Laboratory Data Consultants, Inc. report dated May 28, 2020.
2. Due to laboratory blank contamination, data were qualified as non-detect based on the Laboratory Data Consultants, Inc. report dated May 28, 2020
3. Due to laboratory blank contamination, trip blank contamination, or equipment blank contamination, data were qualified as non-detect based on the Laboratory Data Consultants, Inc. report dated June 1, 2020
4. Due to continuing calibration percent differences, data were qualified as estimated based on the Laboratory Data Consultants, Inc. report dated June 24, 2020
5. Due to matrix spike/matrix spike duplicate relative percent differences, data were qualified as estimated based on the Laboratory Data Consultants, Inc. report dated November 9, 2020

Table 7
Groundwater Analytical Results - Additional Parameters
Former Bendix Facility
EPA ID # IND 044 587 848
Franklin, IN 46131

Parameters	Groundwater Sampling Locations											
Sample ID	MW-31						MW-35					
Screened Interval	7.58 - 12.58						5.30 - 15.30					
Sampling Depth (feet below TOC)	11.43	11.28	10.50	10.34	10.40	10.00	13.25	13.50	13.00	12.91	12.94	12.75
Sample Date	10/18/2019	11/25/2019	1/8/2020	2/5/2020	3/11/2020	4/8/2020	10/18/2019	11/25/2019	1/8/2020	2/5/2020	3/11/2020	4/8/2020
	Results in µg/L											
Ethane	<10.0	<10.0[1]	<10.0	<10.0	<10.0	<10.0	15.8	63.1[1]	17.1	<10.0	8.1‡	<10.0
Ethene	<10.0	<10.0	<10.0	<10.0	<10.0	<10.0	12.3	45.8	<10.0	<10.0	6.3‡	<10.0
Methane	<10.0	<10.0	<10.0	<10.0	24.8	<10.0	19.1	117	88.9	18.4	44.2‡	88.3
Total Iron	726	<100	<100	125[1]	168	<100[2]	472	14,900	10,800	11,800[1]	10,800	9,250
Dissolved Iron	<100	<100	<100	241	<100	<100	<100	168	<100	<100	<100	<100
Total Manganese	23.8	24.7	<10.0	<10.0	<10.0[2]	<10.0[2]	25.8	580	564	406	252	173
Dissolved Manganese	<10.0	18.8	<10.0	<10.0	0.82‡	<10.0	15.3	378	503	364	232	160
	Results in mg/L											
Sulfide	<0.10[1]	<0.10	<0.10	<0.10[1]	<0.10	<0.10[1]	<0.10[1]	<0.50	<0.50	<0.10[1]	<0.10	<0.10[1]
Sulfate	31.2[1]	54.1[1]	63.2	50.9	39.2[1]	36.4[1]	37.7[1]	<10.0	13.7	25.9	30.8[1]	25.2[1]
Nitrite	<0.10[1]	<0.10	<0.10[1]	<0.10[1]	<0.10	<0.10[1]	<0.10[1]	<0.11	0.03[1]	0.03[1]	0.07	0.02[1]
Nitrate	4.2[1]	3.1[1]	4.6[1]	4.3[1]	4.0[1]	4.1[1]	4.6[1]	<0.11	0.29[1]	0.19[1]	0.56[1]	0.54[1]

Parameters	Groundwater Sampling Locations				
Sample ID	MW-38				
Screened Interval	8.00 - 13.00				
Sampling Depth (feet below TOC)	10.15	10.50	10.30	10.50	10.50
Sample Date	11/25/2019	1/6/2020	2/5/2020	3/11/2020	4/8/2020
	Results in µg/L				
Ethane	<10.0[1]	<10.0	<10.0	<10.0	<10.0
Ethene	<10.0	<10.0	<10.0	<10.0	<10.0
Methane	<10.0	<10.0	<10.0	<10.0	<10.0
Total Iron	164	7,290	4,870[1]	4,690	2,870
Dissolved Iron	<100	<100	<100	<100	<100
Total Manganese	<10.0	276	186	184	98.5
Dissolved Manganese	<10.0	28.4	<10.0	1.8‡	<10.0[2]
	Results in mg/L				
Sulfide	<0.10	<0.10	<0.10[1]	<0.10	<0.10[1]
Sulfate	23.8[1]	35.6	77.5	43.6[1]	61.4[1]
Nitrite	<0.10	<0.10	<0.10[1]	<0.10	<0.10[1]
Nitrate	4.7[1]	3.9[1]	4.8[1]	3.0[1]	4.2[1]

Parameters	Groundwater Sampling Locations	
Sample ID	MW-21	MW-22
Screened Interval	17.67 - 27.67	14.24 - 24.24
Sampling Depth (feet below TOC)	22.67	20.85
Sample Date	8/6/2020	8/6/2020
	Results in µg/L	
Ethane	<10.0	<10.0
Ethene	<10.0	<10.0
Methane	10.1	7.3‡
	Results in mg/L	
Alkalinity	359	327
Sulfate	28.9	30.8
Nitrite	<0.10	<0.10
Nitrate	1.9	1.7

Notes:
Ethane, Ethene, Methane, and Total/Dissolved Iron/Manganese results in µg/L.
Sulfide, Sulfate, Nitrite, and Nitrate results in mg/L.
Additional parameters analyzed at monitoring wells targeted for PlumeStop Pilot Study analysis. PlumeStop Pilot Study injections completed on October 22 to 23, 2019.
TOC: Top of casing
‡: Estimated concentration above the adjusted method detection limit and below the adjusted reporting limit.
1. Due to technical holding time, matrix spike/matrix spike duplicate percent recovery, laboratory control sample percent recovery, or initial calibration verification percent difference, data were qualified as estimated based on the Laboratory Data Consultants, Inc. report dated May 28, 2020.
2. Due to laboratory blank contamination, data were qualified as non-detect based on the Laboratory Data Consultants, Inc. report dated June 1, 2020.

Table 7 (continued)

Groundwater Analytical Results - Additional Parameters

Former Bendix Facility

EPA ID # IND 044 587 848

Franklin, IN 46131

Compound/ Parameter	Sample ID	MW-22	MW-30	MW-42
	Screened Interval	14.24 - 24.24	11.21 - 21.21	17.96 - 22.96
	Sampling Depth (feet below TOC)	21.42	18.58	20.46
	Sample Date	1/19/2021	1/19/2021	1/19/2021
Field Parameters				
pH		6.87	6.77	6.71
Conductivity (mS/cm)		0.851	0.740	0.877
Turbidity (NTU)		0.0	29.4	67.5
Dissolved Oxygen (mg/L)		0.62	2.94	0.68
Temperature (°C)		12.39	9.09	16.34
Oxidation-Reduction Potential (mV)		-178	247	-63
Volatile Organic Compounds (ug/L)				
Ethane		<3.8	<3.8	<3.8
Ethene		<7.1	<7.1	<7.1
Methane		<5.5	<5.5	<5.5
Metals (ug/L)				
Total Iron		124	274	718
Other Parameters				
Alkalinity, Total as $CaCO_3$ (mg/L)		361	280	359
Ferrous Iron (mg/L)		<0.096	<0.096	<0.096
Nitrogen, Kjeldahl, Total (mg/L)		0.37 J	0.34 J	0.46 J
Nitrogen, NO_2 plus NO_3 (mg/L)		2.1	1.1	1.8
Phosphorus (mg/L)		<0.027	<0.027	0.18
Sulfate (mg/L)		33.1	20.5	35.1
Total Organic Carbon (mg/L)		0.90 J	0.63 J	0.98 J

Notes:

NA - Not Analyzed.

Methods:

Field parameters measured with a Horiba water quality multi-meter.

Ethane, Ethene, and Methane analyzed using RSK 175 Modified.

Total Iron analyzed using EPA 6010.

Total Kjeldahl Nitrogen analyzed using EPA 351.2.

NO_2 and NO_3 analyzed using EPA 353.2.

Total phosphorus analyzed using EPA 365.1.

Sulfate analyzed using EPA 9038.

Ferrous Iron analyzed using HACH 8146.

Alkalinity analyzed using SM 2320B.

Total organic carbon analyzed using SM 5310C.

Compound/ Parameter	Sample ID	MW-22	MW-30	MW-42
	Screened Interval	14.24 - 24.24	11.21 - 21.21	17.96 - 22.96
	Sampling Depth (feet below TOC)	21.42	18.58	20.46
	Sample Date	1/19/2021	1/19/2021	1/19/2021
QuantArray Chlor (cells/mL)				
Reductive Dechlorination Microorganisms				
Dehalobacter DCM		<4.7	<4.5	<4.5
Dehalobium chlorocoercia		787	<4.5	487
Dehalobacter spp.		362	<4.5	<4.5
Dehalogenimonas spp.		<4.7	<4.5	<4.5
Desulfitobacterium spp.		87.9	84.5	159
Desulfuromonas spp.		<4.7	0.3	<4.5
Dehalococcoides		11.5	0.4	2.7
tceA Reductase		<0.5	<0.5	<0.5
BAV1 Vinyl Chloride Reductase		<0.5	<0.5	<0.5
Vinyl Chloride Reductase		<0.5	<0.5	<0.5
Dehalogenimonas cerA Reductase		<4.7	<4.5	<4.5
Chloroform Reductase		<4.7	<4.5	<4.5
1,1 DCA Reductase		<4.7	<4.5	<4.5
1,2 DCA Reductase		<4.7	<4.5	<4.5
PCE Reductase-1		<4.7	<4.5	<4.5
PCE Reductase-2		<4.7	<4.5	<4.5
Dehalogenimonas trans-1,2 -DCE Reductase		<4.7	<4.5	<4.5
Aerobic (Co) Metabolic Microorganisms				
Dichloromethane Dehalogenase		<4.7	<4.5	<4.5
Ethene Monooxygenase		<4.7	<4.5	<4.5
Epoxyalkane Transferase		<4.7	<4.5	<4.5
Phenol Hydroxylase		<4.7	<4.5	1,500
Toluene Monooxygenase 2		<4.7	<4.5	8,870
Toluene Monooxygenase		<4.7	<4.5	<4.5
Soluble Methane Monooxygenase		<4.7	<4.5	<4.5
Trichlorobenzene Dioxygenase		<4.7	<4.5	87
Toluene Dioxygenase		<4.7	<4.5	8.1
Other Microorganisms				
Sulfate Reducing Bacteria		3,700	910	1,400
Total Eubacteria		124,000	13,500	303,000
Methanogens		<4.7	<4.5	<4.5

Table 8
Groundwater Field Data
Former Bendix Facility
EPA ID # IND 044 587 848
Franklin, IN 46131

Parameters	Groundwater Sampling Locations											
Sample ID	IT-2											
Screened Interval	6.05 - 16.05											
Sampling Depth (feet below TOC)	14.00	14.20	14.30	14.10	14.21	13.94	14.20	14.03	14.35	14.35	14.46	14.80
Sample Date	7/8/2019	12/4/2019	1/7/2020	2/7/2020	3/10/2020	4/7/2020	5/12/2020	6/10/2020	7/9/2020	8/6/2020	9/1/2020	10/8/2020
pH	7.40	7.30	8.04	6.93	7.11	7.26	7.29	7.23	7.05	7.12	6.88	6.80
Conductivity (mS/cm)	0.761	0.831	0.747	0.642	0.733	0.751	0.772	0.812	0.801	0.821	0.787	0.723
Turbidity (NTU)	2.1	25.6	1.5	0.0	75.4	69.9	21.3	2.5	15.2	10.1	0.0	0.0
Dissolved Oxygen (mg/L)	1.10	0.00*	4.82	0.59	1.26	0.93	0.79	0.46	0.26	1.09	0.48	1.60
Temperature (°C)	24.68	13.97	12.91	7.90	9.69	19.85	17.29	20.65	20.64	22.36	21.89	24.37
Oxygen Reduction Potential (mV)	-141	-112	-106	-86	-101	-93	-142	-150	-139	-120	-119	-81

Parameters	Groundwater Sampling Locations											
Sample ID	MW-12R											
Screened Interval												
Sampling Depth (feet below TOC)	22.20	22.27	22.30	22.30	22.30	22.22	22.27	22.30	22.27	22.27	22.27	22.27
Sample Date	9/3/2019	12/4/2019	1/8/2020	2/7/2020	3/10/2020	4/7/2020	5/12/2020	6/9/2020	7/9/2020	8/5/2020	9/1/2020	10/8/2020
pH	7.09	7.10	7.80	6.80	6.94	7.12	7.13	7.06	7.02	6.96	6.82	6.82
Conductivity (mS/cm)	0.844	0.858	0.810	0.870	0.981	0.827	0.738	0.659	0.681	0.677	0.736	0.754
Turbidity (NTU)	12.8	4.6	15.9	9.3	64.7	51.3	23.9	0.0	20.8	39.1	0.0	0.0
Dissolved Oxygen (mg/L)	0.00*	0.95	0.00*	0.79	0.89	0.88	0.88	3.36	1.81	2.37	1.05	1.62
Temperature (°C)	16.23	15.12	12.17	11.73	11.38	18.06	14.79	21.01	21.01	18.82	19.88	17.80
Oxygen Reduction Potential (mV)	212	87	152	-38	-41	67	157	151	212	116	55	189

Notes:
TOC: Top of casing
* Malfunction with dissolved oxygen sensor.

Table 8 (Continued)
Groundwater Field Data
Former Bendix Facility
EPA ID # IND 044 587 848
Franklin, IN 46131

Parameters	Groundwater Sampling Locations													
Sample ID	MW-31													
Screened Interval	7.58 - 12.58													
Sampling Depth (feet below TOC)	10.60	11.43	11.28	11.02	10.50	10.34	10.40	10.00	10.50	10.33	10.72	10.72	10.80	10.50
Sample Date	7/9/2019	10/18/2019	11/25/2019	12/5/2019	1/8/2020	2/5/2020	3/11/2020	4/8/2020	5/11/2020	6/9/2020	7/9/2020	8/5/2020	9/1/2020	10/7/2020
pH	7.30	7.14	7.12	6.97	7.81	7.15	6.96	6.99	7.21	6.9	6.97	6.93	6.76	6.95
Conductivity (mS/cm)	0.649	0.747	0.821	0.902	0.993	0.946	0.900	0.854	0.826	0.788	0.755	0.810	0.835	0.871
Turbidity (NTU)	5.4	71.1	10.9	23.6	0.6	12.8	0.0	0.5	8.9	0.0	0.0	10.1	0.0	29.7
Dissolved Oxygen (mg/L)	6.66	3.31	0.00*	4.28	6.41	8.14	5.38	9.18	4.19	4.08	2.73	2.87	2.34	3.74
Temperature (°C)	18.97	19.31	16.74	15.73	12.38	11.29	10.81	14.07	13.12	18.15	20.20	19.21	19.94	21.49
Oxygen Reduction Potential (mV)	92	144	75	182	208	1	213	204	169	207	158	230	114	178

Parameters	Groundwater Sampling Locations											
Sample ID	MW-32											
Screened Interval	4.09 - 9.09											
Sampling Depth (feet below TOC)	7.50	7.60	6.30	6.30	6.60	6.60	6.60	6.59	6.60	6.59	6.70	6.99
Sample Date	7/9/2019	12/2/2019	1/6/2020	2/6/2020	3/9/2020	4/6/2020	5/11/2020	6/8/2020	7/8/2020	8/4/2020	9/1/2020	10/6/2020
pH	7.17	7.03	6.98	6.31	6.79	6.79	6.89	6.91	6.79	6.69	6.70	6.59
Conductivity (mS/cm)	0.742	0.739	1.180	2.060	0.788	0.806	1.010	0.926	0.913	1.050	0.848	0.894
Turbidity (NTU)	2.5	7.5	0.0	0.0	20.8	4.5	0.0	0.0	6.1	0.0	0.0	0.0
Dissolved Oxygen (mg/L)	3.86	3.66	0.79	2.21	7.09	2.16	1.75	1.67	0.34	0.40	0.62	0.61
Temperature (°C)	18.27	13.31	11.59	8.77	14.89	11.61	12.66	16.19	21.02	19.66	19.38	17.67
Oxygen Reduction Potential (mV)	187	214	199	4	184	247	209	233	105	-2	189	231

Notes:
TOC: Top of casing
* Malfunction with dissolved oxygen sensor.

Table 8 (Continued)
Groundwater Field Data
Former Bendix Facility
EPA ID # IND 044 587 848
Franklin, IN 46131

Parameters	Groundwater Sampling Locations											
Sample ID	MW-33											
Screened Interval	4.13 - 9.13											
Sampling Depth (feet below TOC)	7.00	7.32	6.65	6.63	6.65	6.63	6.63	6.65	6.95	6.90	7.06	7.36
Sample Date	7/8/2019	12/4/2019	1/6/2020	2/6/2020	3/9/2020	4/6/2020	5/12/2020	6/8/2020	7/8/2020	8/4/2020	9/1/2020	10/6/2020
pH	7.10	7.05	7.05	6.43	7.44	7.06	6.95	6.92	6.93	6.86	6.76	6.76
Conductivity (mS/cm)	0.823	0.830	0.757	2.070	0.770	0.775	0.854	0.835	0.72	0.664	0.741	0.745
Turbidity (NTU)	0.4	46.6	100	0.1	5.1	16.6	0.0	0.0	0.0	281.0	0.0	0.0
Dissolved Oxygen (mg/L)	5.59	0.43	0.29	0.34	3.36	0.48	0.73	4.83	1.27	2.51	1.32	1.70
Temperature (°C)	20.12	12.97	11.55	8.78	12.06	12.62	13.91	20.38	20.86	21.88	23.09	19.81
Oxygen Reduction Potential (mV)	-29	127	3	0	-82	-58	-57	-30	-8	70	125	92

Parameters	Groundwater Sampling Locations											
Sample ID	MW-34											
Screened Interval	10.49 - 15.49											
Sampling Depth (feet below TOC)	12.40	12.99	13.00	13.00	13.00	12.99	13.25	13.00	12.99	13.00	12.99	13.24
Sample Date	7/9/2019	12/2/2019	1/7/2020	2/6/2020	3/10/2020	4/7/2020	5/12/2020	6/9/2020	7/9/2020	8/5/2020	9/2/2020	10/7/2020
pH	7.30	7.14	7.85	6.69	6.91	6.84	7.11	7.04	7.01	6.99	6.98	6.90
Conductivity (mS/cm)	0.649	0.890	0.854	2.490	1.050	0.990	0.866	0.790	0.738	0.734	0.702	0.635
Turbidity (NTU)	5.4	151	81.4	31.4	20.6	30.1	47.6	0.4	3.1	33.1	8.4	20.4
Dissolved Oxygen (mg/L)	6.69	3.91	6.81	9.30	4.02	6.21	8.94	6.08	2.92	3.86	3.13	3.24
Temperature (°C)	18.87	12.61	13.35	10.64	11.61	12.96	13.82	17.60	19.74	18.36	18.60	20.01
Oxygen Reduction Potential (mV)	93	177	218	73	172	215	75	159	125	158	248	145

Notes:
TOC: Top of casing

Table 8 (Continued)
Groundwater Field Data
Former Bendix Facility
EPA ID # IND 044 587 848
Franklin, IN 46131

Parameters	Groundwater Sampling Locations													
Sample ID	MW-35													
Screened Interval	5.30 - 15.30													
Sampling Depth (feet below TOC)	12.80	13.25	13.50	12.63	13.00	12.91	12.94	12.75	12.96	14.46	13.07	13.06	13.13	13.32
Sample Date	7/9/2019	10/18/2019	11/25/2019	12/3/2019	1/8/2020	2/5/2020	3/11/2020	4/8/2020	5/12/2020	6/10/2020	7/9/2020	8/6/2020	9/2/2020	10/8/2020
pH	7.25	7.12	8.19	8.06	8.86	7.55	7.67	7.73	7.88	7.60	7.70	8.00	7.76	7.82
Conductivity (mS/cm)	0.713	0.878	0.951	1.030	0.705	0.736	0.715	0.696	0.662	0.673	0.601	0.569	0.538	0.564
Turbidity (NTU)	36.6	25.4	851	293	76.8	118	0.0	39.2	0.0	0.0	0.0	0.0	0.0	0.0
Dissolved Oxygen (mg/L)	4.52	0.00*	0.00*	0.71	0.00*	0.53	0.24	0.16	0.02	0.10	0.02	0.09	0.15	0.06
Temperature (°C)	16.77	16.28	15.53	14.00	12.11	12.09	11.15	14.56	14.02	17.05	19.74	18.74	18.44	21.05
Oxygen Reduction Potential (mV)	47	156	-291	-271	-254	-227	-248	-221	-263	-245	-266	-244	-201	-227

Parameters	Groundwater Sampling Locations										
Sample ID	MW-36										
Screened Interval	12.50 - 17.50										
Sampling Depth (feet below TOC)	15.41	15.00	15.10	15.23	15.00	15.25	15.14	15.48	15.46	15.63	15.50
Sample Date	12/2/2019	1/7/2020	2/6/2020	3/10/2020	4/7/2020	5/12/2020	6/9/2020	7/9/2020	8/5/2020	9/2/2020	10/7/2020
pH	7.25	7.85	6.75	6.99	7.02	7.13	7.06	7.07	7.01	7.14	6.96
Conductivity (mS/cm)	0.899	1.200	2.370	0.817	1.120	1.010	1.250	0.780	0.767	0.739	0.725
Turbidity (NTU)	5.2	50.7	69.4	88.7	22.2	103	0.0	7.4	14.3	0.0	125
Dissolved Oxygen (mg/L)	5.62	6.91	10.71	6.27	8.56	6.78	6.76	4.69	5.36	4.75	2.42
Temperature (°C)	13.64	13.73	10.93	11.84	15.53	14.40	16.66	19.64	18.60	18.15	20.49
Oxygen Reduction Potential (mV)	166	223	84	142	211	194	167	191	136	-23	125

Notes:
TOC: Top of casing
* Malfunction with dissolved oxygen sensor.

Table 8 (Continued)
Groundwater Field Data
Former Bendix Facility
EPA ID # IND 044 587 848
Franklin, IN 46131

Parameters	Groundwater Sampling Locations										
Sample ID	MW-37										
Screened Interval	9.00 - 14.00										
Sampling Depth (feet below TOC)	11.81	11.50	11.50	11.50	11.50	11.50	11.50	11.58	11.56	11.71	12.09
Sample Date	12/2/2019	1/7/2020	2/6/2020	3/10/2020	4/6/2020	5/11/2020	6/9/2020	7/9/2020	8/5/2020	9/2/2020	10/7/2020
pH	7.13	7.86	6.76	6.97	7.20	7.24	6.76	6.99	6.85	6.97	7.01
Conductivity (mS/cm)	0.893	0.877	1.630	0.670	0.661	0.647	0.598	0.696	0.831	0.829	0.661
Turbidity (NTU)	19.0	26.6	0.0	0.0	69.7	11.3	0.0	0.0	0.0	0.0	0.0
Dissolved Oxygen (mg/L)	3.08	7.84	5.31	6.40	3.79	5.66	5.14	4.13	4.97	4.21	4.03
Temperature (°C)	12.74	13.86	9.70	11.71	14.82	12.33	16.98	17.42	18.20	18.31	19.89
Oxygen Reduction Potential (mV)	181	203	49	174	-16	193	189	209	159	79	139

Parameters	Groundwater Sampling Locations											
Sample ID	MW-38											
Screened Interval	8.00 - 13.00											
Sampling Depth (feet below TOC)	10.15	10.19	10.50	10.30	10.50	10.50	10.50	10.50	10.68	10.65	10.82	11.18
Sample Date	11/25/2019	12/5/2019	1/6/2020	2/5/2020	3/11/2020	4/8/2020	5/11/2020	6/8/2020	7/8/2020	8/4/2020	9/2/2020	10/7/2020
pH	7.17	7.23	7.31	7.20	6.86	7.10	7.26	7.14	6.76	6.90	6.99	6.95
Conductivity (mS/cm)	0.675	0.806	0.814	1.440	0.918	1.050	0.848	0.847	0.875	0.765	0.871	0.843
Turbidity (NTU)	87.9	0.0	0.0	640	129	263	>1,000	215	141	22.3	>1,000	278
Dissolved Oxygen (mg/L)	6.18	5.77	4.35	8.55	9.36	7.95	4.77	6.55	3.74	4.78	3.69	2.79
Temperature (°C)	16.23	15.58	12.72	10.25	10.29	13.55	12.73	17.72	18.49	24.52	19.23	18.94
Oxygen Reduction Potential (mV)	73	155	141	-52	241	213	167	69	139	99	122	198

Notes:
TOC: Top of casing
* Malfunction with dissolved oxygen sensor.

Table 8 (Continued)
Groundwater Field Data
Former Bendix Facility
EPA ID # IND 044 587 848
Franklin, IN 46131

Parameters	Groundwater Sampling Locations										
Sample ID	MW-39										
Screened Interval	6.00 - 11.00										
Sampling Depth (feet below TOC)	8.45	7.66	8.50	8.50	8.50	9.50	8.50	8.50	8.50	8.50	8.81
Sample Date	12/3/2019	1/6/2020	2/5/2020	3/9/2020	4/6/2020	5/12/2020	6/8/2020	7/8/2020	8/4/2020	9/2/2020	10/6/2020
pH	7.07	7.06	7.05	7.35	6.98	7.06	6.84	7.03	6.95	6.99	6.73
Conductivity (mS/cm)	0.709	0.721	1.010	0.805	0.887	0.662	0.661	0.632	0.645	0.788	0.823
Turbidity (NTU)	51.2	186	19.1	2.22	79.2	>1,000	66.9	101	116	84.8	189
Dissolved Oxygen (mg/L)	3.21	2.67	4.28	9.00	3.39	5.42	6.04	4.36	3.24	2.99	2.55
Temperature (°C)	13.67	11.79	9.71	12.39	12.21	13.73	17.22	21.43	24.39	22.05	20.63
Oxygen Reduction Potential (mV)	214	212	39	94	107	14	187	161	79	139	66

Parameters	Groundwater Sampling Locations										
Sample ID	MW-40										
Screened Interval	7.50 - 12.50										
Sampling Depth (feet below TOC)	10.00	8.00	8.90	10.00	10.00	10.00	10.00	10.00	10.00	10.00	10.00
Sample Date	12/2/2019	1/6/2020	2/6/2020	3/9/2020	4/6/2020	5/11/2020	6/8/2020	7/8/2020	8/4/2020	9/2/2020	10/6/2020
pH	7.18	7.15	6.61	6.99	7.17	7.11	7.12	7.01	6.89	6.97	6.69
Conductivity (mS/cm)	0.786	0.753	2.430	1.070	0.983	1.050	0.856	0.959	0.986	0.952	0.978
Turbidity (NTU)	19.3	418	50.6	102.9	46.7	>1,000	749	22.6	260	73.0	43.6
Dissolved Oxygen (mg/L)	2.58	0.00*	0.61	6.31	0.87	8.02	1.11	0.28	0.57	0.30	0.71
Temperature (°C)	11.95	12.61	8.80	10.91	12.40	12.03	17.49	20.53	21.11	21.55	20.87
Oxygen Reduction Potential (mV)	181	172	23	179	107	180	188	130	11	131	160

Notes:
TOC: Top of casing
* Malfunction with dissolved oxygen sensor.

Table 9
Sewer Cleanout Vapor Analytical Results
Former Bendix Facility
EPA ID # IND 044 587 848
Franklin, IN 46131

Screening Levels (ug/m^3)		**Parameters**	**Sewer Gas Sampling Locations (µg/m^3)**									
IDEM RCG Calculated Sewer Vapor Reference Value	IDEM RCG Residential Indoor Air	**Sample Location**	Sewer Gas				Sewer Gas		Sewer Gas		Sewer Gas	
		Sample ID	SG-1 (Residence)				SG-1 (Residence)		SG-1 (Residence)		SG-1 (Residence)	
		Sample Date	9/5/2018 - 9/6/2018	2/13/2019 - 2/14/2019	2/20/2020 - 2/21/2020	04/30/2020 - 05/01/2020	1/14/2020 - 1/15/2020	04/30/2020 - 05/01/2020	1/7/2020 - 1/8/2020	04/30/2020 - 05/01/2020	1/7/2020 - 1/8/2020	04/30/2020 - 05/01/2020
2,654.9	18	1,1-Dichloroethane	0.15	0.89	16.6	2.1	**52.8**	<0.059	**42.0**	<0.060	<0.057	<0.058
162.2	1.1	1,2-Dichloroethane	0.37	<0.061	<0.059	<0.11	<0.062	0.076	<0.059	0.12	0.095	0.075
N/A	N/A	cis-1,2-Dichloroethene	<0.064	9.0	172	20.7	741	0.37	580	<0.059	<0.056	<0.057
N/A	N/A	trans-1,2-Dichloroethene	0.12	0.073	0.75‡	<0.11	3.4	<0.058	3.3	0.24	<0.056	<0.057
92,920	630	Methylene Chloride	22.5	5.4	<5.1	<19.1	5.6	<5.1	<5.1	<5.2	<4.9	<5.0
6,194.7	42	Tetrachloroethylene (PCE)	<0.11	**466**	**438**	**61.1**	**2,720**	9.1	**1,540**	30.5	3.1	5.8
766,961.7	5,200	1,1,1-Trichloroethane	0.18	17.0	68.8	10.6	316	0.21	249	0.89	0.19	<0.078
309.7	2.1	Trichlorethylene (TCE)	0.64	**45.1**	**364**	**31.5**	**913**	1.3	**570**	**2.1**	0.20	0.41
250.7	1.7	Vinyl Chloride	**2.5**	0.13	1.4	0.15	**17.7**	<0.037	**12.8**	<0.038	<0.036	<0.037
N/A	N/A	Total VOCs	26.46	543.593	1,061.55	126.15	4,769.5	11.056	2,997.1	33.85	3.585	6.285

Notes:

1. All samples collected by IWM Consulting personnel and analyzed at Pace Analytical Services, LLC located in Minneapolis, MN.

2. All VOCs analyzed using EPA Method TO-15 except for TCE, 1,2-DCA, and Vinyl Chloride, which were analyzed using EPA Method TO-15 SIM.

3. All results in µg/m^3.

4. N/A: not applicable (risk-based screening levels have not been developed).

5. IWM Consulting personnel obtained all of the vapor samples utilizing a 6-liter summa canister equipped with an 24-hour flow regulator (~4.167 mL/minute flow rate).

6. Indiana Department of Environmental Management (IDEM) Remediation Closure Guide (RCG) Screening Levels correspond to the levels published in Appendix A, Table A-6 of the RCG, updated March 2, 2020.

7. **Bolded** concentrations exceed the IDEM RCG Residential Indoor Air Screening Level.

8. Sewer Vapor Reference Values calculated utilizing data obtained during initial vapor intrusion investigations of Priority Residences. Calculated Sewer Vapor Reference Values based on an attenuation factor of 0.00678 as discussed in Attachment A of the *Conditionally Approved Off-Site Interim Measure Work Plan - Response to Comments* dated September 30, 2019.

9. **Shaded and Bolded** concentrations exceed an IDEM RCG Calculated Sewer Vapor Reference Value.

10. [1]: Indicates that due to initial calibration verification percent differences, contiuning calibration percent differences, or results exceeding the calibration range, data were qualified as estimated, but still accepted, as inidicated in the Labaoratory Data Consultants, Inc data validation report dated October 16, 2018.

11. [2]: Indicates that due to initial calibration verification percent differences, data were qualified as estimated, but still accepted, as inidicated in the Labaoratory Data Consultants, Inc data validation report dated October 12, 2018.

Table 9 (continued)
Sewer Cleanout Vapor Analytical Results
Former Bendix Facility
EPA ID # IND 044 587 848
Franklin, IN 46131

Screening Levels (ug/m^3)		**Parameters**	**Sewer Vapor Sampling Locations (µg/m^3)**										
IDEM RCG Calculated Sewer Vapor Reference Value	IDEM RCG Residential Indoor Air	**Sample Location**	Sewer Gas			Sewer Gas				Sewer Gas			
		Sample ID	SG-1 (Residence)			SG-1 (Residence)				SG-1 (Residence)			
		Sample Date	1/31/2019 - 2/1/2019	3/16/2020 - 3/17/2020	04/30/2020 - 05/01/2020	9/26/2018 - 9/27/2018	2/13/2019 - 2/14/2019	1/20/2020 - 1/21/2020	04/30/2020 - 05/01/2020	10/04/2018-10/05/2018	3/11/2019 - 3/12/2019	2/27/2020 - 2/28/2020	04/30/2020 - 05/01/2020
2,654.9	18	1,1-Dichloroethane	2.6	0.15	<0.061	1.6	0.48	**22.6**	<0.069	<0.061	0.98	1.7	3.5
162.2	1.1	1,2-Dichloroethane	<0.059	0.094	0.078	<0.066	<0.061	<0.059	0.21	<0.061	<0.059	<0.061	<0.065
N/A	N/A	cis-1,2-Dichloroethene	0.13	0.88	0.21	21.4	7.1	347	<0.068	1.4	0.43	5.2	2.8
N/A	N/A	trans-1,2-Dichloroethene	<0.058	<0.059	<0.060	<0.065[1]	0.063	1.2	3.9	<0.060[2]	0.067	<0.060	<0.064
92,920	630	Methylene Chloride	5.4	5.9	<5.3	6.4	<5.3	<5.1	<5.9	6.6	<5.1	<5.3	6.8
6,194.7	42	Tetrachloroethylene (PCE)	**139**	5.1	1.8	**563**	**215**	**1,040**	**148**	**103**	16.1	37.5	33.3
766,961.7	5,200	1,1,1-Trichloroethane	66.6	0.43	0.30	25.0	5.7	108	2.6	18.2	7.3	11.6	9.3
309.7	2.1	Trichlorethylene (TCE)	**118**	**2.6**	0.85	**84.0**	**19.9**	**409**	**4.6**	**69.9**	**30.2**	**48.4**	**37.2**
250.7	1.7	Vinyl Chloride	0.97	0.084	<0.039	<0.042	0.059	**3.6**	<0.044	<0.039	0.047	0.083	0.043
N/A	N/A	Total VOCs	332.70	15.238	3.238	701.4	248.302	1,931.4	159.31	199.1	55.12	104.483	92.943

Notes:

1. All samples collected by IWM Consulting personnel and analyzed at Pace Analytical Services, LLC located in Minneapolis, MN.
2. All VOCs analyzed using EPA Method TO-15 except for TCE, 1,2-DCA, and Vinyl Chloride, which were analyzed using EPA Method TO-15 SIM.
3. All results in µg/m^3.
4. N/A: not applicable (risk-based screening levels have not been developed).
5. IWM Consulting personnel obtained all of the vapor samples utilizing a 6-liter summa canister equipped with an 24-hour flow regulator (~4.167 mL/minute flow rate).
6. Indiana Department of Environmental Management (IDEM) Remediation Closure Guide (RCG) Screening Levels correspond to the levels published in Appendix A, Table A-6 of the RCG, updated March 2, 2020.
7. **Bolded** concentrations exceed the IDEM RCG Residential Indoor Air Screening Level.
8. Sewer Vapor Reference Values calculated utilizing data obtained during initial vapor intrusion investigations of Priority Residences. Calculated Sewer Vapor Reference Values based on an attenuation factor of 0.00678 as discussed in Attachment A of the *Conditionally Approved Off-Site Interim Measure Work Plan - Response to Comments* dated September 30, 2019.
9. **Shaded and Bolded** concentrations exceed an IDEM RCG Calculated Sewer Vapor Reference Value.

Table 9 (continued)
Sewer Cleanout Vapor Analytical Results
Former Bendix Facility
EPA ID # IND 044 587 848
Franklin, IN 46131

Screening Levels (ug/m^3)		**Parameters**	**Sewer Gas Sampling Locations (µg/m^3)**									
IDEM RCG Calculated Sewer Vapor Reference Value	IDEM RCG Residential Indoor Air	**Sample Location**	Sewer Gas		Sewer Gas				Sewer Gas			
		Sample ID	SG-1 (Residence)		SG-1 (Residence)				SG-1 (Residence)			
		Sample Date	2/5/2020 - 2/6/2020	04/30/2020 - 05/01/2020	11/12/2018-11/13/2018	3/11/2019 - 3/12/2019	1/28/2020 - 1/29/2020	04/30/2020 - 05/01/2020	10/01/2018 - 10/02/2018	3/18/2019 - 3/19/2019	2/18/2020 - 2/19/2020	04/30/2020 - 05/01/2020
2,654.9	18	1,1-Dichloroethane	1.5	<0.064	2.3	2.7	0.99	7.0	<0.061[3]	4.4	15.6	<0.064
162.2	1.1	1,2-Dichloroethane	0.40	0.12	**1.6**	<0.057	0.13	<0.066	<0.061	<0.064	<0.061	0.097
N/A	N/A	cis-1,2-Dichloroethene	22.7	<0.062	1.6	1.4	3.4	5.2	8.9	31.9	168	<0.062
N/A	N/A	trans-1,2-Dichloroethene	<0.093	<0.062	<0.057	0.13	0.098	0.12	<0.060	0.27	<0.060‡	<0.062
92,920	630	Methylene Chloride	<8.1	<5.5	6.7	<4.9	23.6	22.0	6.6	8.5	<5.3	7.6
6,194.7	42	Tetrachloroethylene (PCE)	**48.0**	2.8	39.7	**43.1**	40.0	**63.8**	**214**	**418**	**837**	3.3
766,961.7	5,200	1,1,1-Trichloroethane	4.8	<0.086	20.0	21.8	8.5	18.9	11.4	34.7	67.6	0.32
309.7	2.1	Trichlorethylene (TCE)	**19.1**	0.099	**84.5**	**92.9**	**29.6**	**74.4**	**28.5**	**95.2**	**415**	0.41
250.7	1.7	Vinyl Chloride	0.11	0.060	0.16	0.057	0.16	0.064	0.28	0.76	0.93	0.046
N/A	N/A	Total VOCs	96.61	3.079	156.56	162.087	106.478	191.484	269.68	593.73	1,504.13	11.773

Notes:

1. All samples collected by IWM Consulting personnel and analyzed at Pace Analytical Services, LLC located in Minneapolis, MN.
2. All VOCs analyzed using EPA Method TO-15 except for TCE, 1,2-DCA, and Vinyl Chloride, which were analyzed using EPA Method TO-15 SIM.
3. All results in µg/m^3.
4. N/A: not applicable (risk-based screening levels have not been developed).
5. IWM Consulting personnel obtained all of the vapor samples utilizing a 6-liter summa canister equipped with an 24-hour flow regulator (~4.167 mL/minute flow rate).
6. Indiana Department of Environmental Management (IDEM) Remediation Closure Guide (RCG) Screening Levels correspond to the levels published in Appendix A, Table A-6 of the RCG, updated March 2, 2020.
7. **Bolded** concentrations exceed the IDEM RCG Residential Indoor Air Screening Level.
8. Sewer Vapor Reference Values calculated utilizing data obtained during initial vapor intrusion investigations of Priority Residences. Calculated Sewer Vapor Reference Values based on an attenuation factor of 0.00678 as discussed in Attachment A of the *Conditionally Approved Off-Site Interim Measure Work Plan - Response to Comments* dated September 30, 2019.
9. **Shaded and Bolded** concentrations exceed an IDEM RCG Calculated Sewer Vapor Reference Value.
10. [3] : Indicates that due to initial calibration verification percent differences, data were qualified as estimated, but still accepted, as inidicated in the Labaoratory Data Consultants, Inc data validation report dated October 11, 2018.

Table 9 (continued)
Sewer Cleanout Vapor Analytical Results
Former Bendix Facility
EPA ID # IND 044 587 848
Franklin, IN 46131

Screening Levels (ug/m^3)		**Parameters**	**Sewer Gas Sampling Locations (µg/m^3)**											
IDEM RCG Calculated Sewer Vapor Reference Value	IDEM RCG Residential Indoor Air	**Sample Location**	Sewer Gas				Sewer Gas				Sewer Gas			
		Sample ID	SG-1 (Residence)				SG-1 (Residence)				SG-1 (Residence)		FD-1	SG-1 (Residence)
		Sample Date	10/25/2018-10/26/2018	3/5/2019 - 3/6/2019	2/26/2020 - 2/27/2020	04/30/2020 - 05/01/2020	11/12/2018-11/13/2018	3/11/2019 - 3/12/2019	3/16/2020 - 3/17/2020	04/30/2020 - 05/01/2020	3/16/2020 - 3/17/2020	04/30/2020 - 05/01/2020	04/30/2020 - 05/01/2020	8/13/2020 - 8/14/2020
2,654.9	18	1,1-Dichloroethane	1.3	3.0	2.7	4.2	2.0	1.6	3.1	6.7	17.6	6.4	5.8	3.9
162.2	1.1	1,2-Dichloroethane	<0.15	<0.059	<0.057	<0.060	<0.058	<0.057	<0.059	<0.060	<0.059	<0.059	<0.059	0.51
N/A	N/A	cis-1,2-Dichloroethene	<0.15	45.4	33.6	49.9	1.6	0.72	2.5	4.7	65.3	21.9	20.0	5.4
N/A	N/A	trans-1,2-Dichloroethene	<0.15	0.12	0.14	0.21	<0.057	0.083	<0.058	0.12	0.53	0.15	0.41	0.19
92,920	630	Methylene Chloride	107	<5.1	<4.9	<5.2	16.2	<4.9	11.2	22.0	<5.1	<5.1	<5.1	8.6
6,194.7	42	Tetrachloroethylene (PCE)	**67.2**	**627**	**232**	**575**	30.7	21.1	**61.6**	**61.4**	**212**	**63.2**	**56.3**	39.1
766,961.7	5,200	1,1,1-Trichloroethane	10.6	28.4	12.7	30.2	17.5	11.3	24.1	18.7	118	30.3	27.8	20.2
309.7	2.1	Trichlorethylene (TCE)	**29.1**	**102**	**62.7**	**152**	**69.5**	**46.3**	**84.9**	**70.5**	**402**	**123**	**111**	**54.0**
250.7	1.7	Vinyl Chloride	0.33	0.17	0.11	0.16	0.17	0.040	0.10	0.060	0.50	0.11	0.11	0.30
N/A	N/A	Total VOCs	215.53	806.09	343.95	811.67	137.67	81.143	187.50	184.180	815.93	245.06	221.42	132.20

Notes:

1. All samples collected by IWM Consulting personnel and analyzed at Pace Analytical Services, LLC located in Minneapolis, MN.
2. All VOCs analyzed using EPA Method TO-15 except for TCE, 1,2-DCA, and Vinyl Chloride, which were analyzed using EPA Method TO-15 SIM.
3. All results in µg/m^3.
4. N/A: not applicable (risk-based screening levels have not been developed).
5. NA: not analyzed, sample container damaged during shipment to laboratory.
6. IWM Consulting personnel obtained all of the vapor samples utilizing a 6-liter summa canister equipped with an 24-hour flow regulator (~4.167 mL/minute flow rate).
7. Indiana Department of Environmental Management (IDEM) Remediation Closure Guide (RCG) Screening Levels correspond to the levels published in Appendix A, Table A-6 of the RCG, updated March 2, 2020.
8. **Bolded** concentrations exceed the IDEM RCG Residential Indoor Air Screening Level.
9. Sewer Vapor Reference Values calculated utilizing data obtained during initial vapor intrusion investigations of Priority Residences. Calculated Sewer Vapor Reference Values based on an attenuation factor of 0.00678 as discussed in Attachment A of the *Conditionally Approved Off-Site Interim Measure Work Plan - Response to Comments* dated September 30, 2019.
10. ***Shaded and Bolded*** concentrations exceed an IDEM RCG Calculated Sewer Vapor Reference Value.

Table 9 (continued)
Sewer Cleanout Vapor Analytical Results
Former Bendix Facility
EPA ID # IND 044 587 848
Franklin, IN 46131

Screening Levels (ug/m^3)		**Parameters**	**Sewer Gas Sampling Locations (µg/m^3)**								
IDEM RCG Calculated Sewer Vapor Reference Value	IDEM RCG Residential Indoor Air	**Sample Location**	Sewer Gas		Sewer Gas			Sewer Gas			
		Sample ID	SG-1 (Residence)		SG-1 (Residence)			SG-1 (Residence)			
		Sample Date	2/3/2020 - 2/4/2020	04/30/2020 - 05/01/2020	4/24/2019 - 4/25/2019	3/2/2020 - 3/3/2020	04/30/2020 - 05/01/2020	10/18/2018-10/19/2018	2/18/2019 - 2/19/2019	1/9/2020 - 1/10/2020	04/30/2020 - 05/01/2020
2,654.9	18	1,1-Dichloroethane	**52.6**	<0.059	<0.060	0.26	<0.062	12.9	0.87	8.9	0.089
162.2	1.1	1,2-Dichloroethane	0.26	0.060	0.083	0.12	0.12	<0.062	<0.060	<0.064	<0.065
N/A	N/A	cis-1,2-Dichloroethene	615	0.13	<0.059	2.8	<0.061	<0.061	<0.059	83.2	0.57
N/A	N/A	trans-1,2-Dichloroethene	3.5	<0.058	<0.059	<0.060	<0.061	<0.061	<0.059	0.91	<0.064
92,920	630	Methylene Chloride	<5.3	<6.0	<5.2	6.0	<5.4	<5.4	19.0	15.5	11.6
6,194.7	42	Tetrachloroethylene (PCE)	**2,640**	2.9	1.7	14.4	2.2	**5,480**	**745**	**358**	25.7
766,961.7	5,200	1,1,1-Trichloroethane	330	0.096	0.25	2.9	0.85	1,070	54.2	69.3	2.0
309.7	2.1	Trichlorethylene (TCE)	**951**	0.55	0.65	**10.7**	**2.5**	**2,700**	**5.9**	**154**	**4.5**
250.7	1.7	Vinyl Chloride	**13.3**	<0.037	<0.038	0.053	<0.040	<0.040	0.50	**3.5**	<0.041
N/A	N/A	Total VOCs	4,605.66	3.736	2.683	37.233	5.67	9,262.9	825.47	693.31	44.459

Notes:

1. All samples collected by IWM Consulting personnel and analyzed at Pace Analytical Services, LLC located in Minneapolis, MN.
2. All VOCs analyzed using EPA Method TO-15 except for TCE, 1,2-DCA, and Vinyl Chloride, which were analyzed using EPA Method TO-15 SIM.
3. All results in µg/m^3.
4. N/A: not applicable (risk-based screening levels have not been developed).
5. NA: not analyzed, sample container damaged during shipment to laboratory.
6. IWM Consulting personnel obtained all of the vapor samples utilizing a 6-liter summa canister equipped with an 24-hour flow regulator (~4.167 mL/minute flow rate).
7. Indiana Department of Environmental Management (IDEM) Remediation Closure Guide (RCG) Screening Levels correspond to the levels published in Appendix A, Table A-6 of the RCG, updated March 2, 2020.
8. **Bolded** concentrations exceed the IDEM RCG Residential Indoor Air Screening Level.
9. Sewer Vapor Reference Values calculated utilizing data obtained during initial vapor intrusion investigations of Priority Residences. Calculated Sewer Vapor Reference Values based on an attenuation factor of 0.00678 as discussed in Attachment A of the *Conditionally Approved Off-Site Interim Measure Work Plan - Response to Comments* dated September 30, 2019.
10. ***Shaded and Bolded*** concentrations exceed an IDEM RCG Calculated Sewer Vapor Reference Value.

Table 9 (continued)
Sewer Cleanout Vapor Analytical Results
Former Bendix Facility
EPA ID # IND 044 587 848
Franklin, IN 46131

Screening Levels (ug/m^3)		**Parameters**	**Sewer Gas Sampling Locations (µg/m^3)**										
IDEM RCG Calculated Sewer Vapor Reference Value	IDEM RCG Residential Indoor Air	**Sample Location**	Sewer Gas					Sewer Gas	Sewer Gas				
		Sample ID	SG-1 (Residence)					SG-1 (Residence)	SG-1 (Residence)				FD-2
		Sample Date	11/28/2018-11/29/2018	4/24/2019 - 4/25/2019	7/30/2019 - 7/31/2019	1/21/2020 - 1/22/2020	04/30/2020 - 05/01/2020	7/21/2020 - 7/22/2020	11/07/2018-11/08/2018	2/18/2019 - 2/19/2019	1/23/2020 - 1/24/2020	04/30/2020 - 05/01/2020	04/30/2020 - 05/01/2020
2,654.9	18	1,1-Dichloroethane	1.7	**19.0**	4.7	11.8	6.5	<0.12	1.3	4.0	**56.0**	7.2	7.4
162.2	1.1	1,2-Dichloroethane	<0.061	<0.061	<0.061	0.080	0.11	<0.12[5]	<0.061	<0.060	<0.061	<0.059	<0.074
N/A	N/A	cis-1,2-Dichloroethene	0.11	16.5	5.1	78.4	17.1	<0.12	20.8	56.3	488	79.0	82.9
N/A	N/A	trans-1,2-Dichloroethene	<0.060	0.37	0.31	0.61	0.43	<0.12	0.17[4]	0.24	2.7	0.39	0.60
92,920	630	Methylene Chloride	24.7	<5.3	50.4	<5.1	6.4	<5.3	177	12.5	<5.3	<5.1	<6.4
6,194.7	42	Tetrachloroethylene (PCE)	**156**	**280**	**146**	**274**	**109**	1.2	**1,990**	**840**	**1,610**	**201**	**212**
766,961.7	5,200	1,1,1-Trichloroethane	329	148	70.2	86.7	30.2	<0.17[5]	63.8	75.3	199	27.6	29.1
309.7	2.1	Trichlorethylene (TCE)	**393**	**592**	**255**	**406**	**163**	0.46[5]	**708**	**379**	**574**	**140**	**146**
250.7	1.7	Vinyl Chloride	<0.039	0.23	0.34	1.1	0.16	<0.039	0.20	0.40	**7.7**	0.32	0.33
N/A	N/A	Total VOCs	904.51	1,056.10	532.05	858.690	332.90	1.66	2,961.27	1,367.74	2,937.4	455.51	478.33

Notes:

1. All samples collected by IWM Consulting personnel and analyzed at Pace Analytical Services, LLC located in Minneapolis, MN.

2. All VOCs analyzed using EPA Method TO-15 except for TCE, 1,2-DCA, and Vinyl Chloride, which were analyzed using EPA Method TO-15 SIM.

3. All results in µg/m^3.

4. N/A: not applicable (risk-based screening levels have not been developed).

5. NA: not analyzed, sample container damaged during shipment to laboratory.

6. IWM Consulting personnel obtained all of the vapor samples utilizing a 6-liter summa canister equipped with an 24-hour flow regulator (~4.167 mL/minute flow rate).

7. Indiana Department of Environmental Management (IDEM) Remediation Closure Guide (RCG) Screening Levels correspond to the levels published in Appendix A, Table A-6 of the RCG, updated March 2, 2020.

8. **Bolded** concentrations exceed the IDEM RCG Residential Indoor Air Screening Level.

9. Sewer Vapor Reference Values calculated utilizing data obtained during initial vapor intrusion investigations of Priority Residences. Calculated Sewer Vapor Reference Values based on an attenuation factor of 0.00678 as discussed in Attachment A of the *Conditionally Approved Off-Site Interim Measure Work Plan - Response to Comments* dated September 30, 2019.

10. ***Shaded and Bolded*** concentrations exceed an IDEM RCG Calculated Sewer Vapor Reference Value.

11. [4]: Indicates that due to initial calibration verification percent differences, data were qualified as estimated, but still accepted, as inidicated in the Labaoratory Data Consultants, Inc data validation report dated November 16, 2018.

12. [5]: Indicates that due to initial calibration verification percent differences, data were qualified as estimated, but still accepted, as inidicated in the Labaoratory Data Consultants, Inc data validation report dated August 5, 2020.

Table 9 (continued)
Sewer Cleanout Vapor Analytical Results
Former Bendix Facility
EPA ID # IND 044 587 848
Franklin, IN 46131

Screening Levels (ug/m^3)		**Parameters**	**Sewer Gas Sampling Locations (µg/m^3)**									
IDEM RCG Calculated Sewer Vapor Reference Value	IDEM RCG Residential Indoor Air	**Sample Location**	Sewer Gas				Sewer Gas			Sewer Gas		
		Sample ID	SG-1 (Residence)				SG-1 (Residence)			SG-1 (Residence)		
		Sample Date	11/07/2018-11/08/2018	2/27/2019 - 2/28/2019	1/9/2020 - 1/10/2020	04/30/2020 - 05/01/2020	8/2/2019 - 8/3/2019	2/20/2020 - 2/21/2020	04/30/2020 - 05/01/2020	2/13/2019 - 2/14/2019	1/30/2020 - 1/31/2020	04/30/2020 - 05/01/2020
2,654.9	18	1,1-Dichloroethane	<0.059	<0.061	0.064	<0.060	3.3	**21.6**	10.3	<0.061	4.2	<0.061
162.2	1.1	1,2-Dichloroethane	<0.059	0.29	<0.064	<0.060	<0.066	<0.061	0.31	0.10	<0.057	0.065
N/A	N/A	cis-1,2-Dichloroethene	<0.058	<0.060	<0.062	<0.059	10.0	77.1	22.4	<0.060	29.8[7]	<0.060
N/A	N/A	trans-1,2-Dichloroethene	<0.058[5]	<0.060	<0.062	<0.059	<0.065	0.64[6]	0.68	<0.060	0.46	<0.060
92,920	630	Methylene Chloride	<5.1	<5.3	6.1	<5.2	6.7	<5.3	28.4	<5.3	<4.9	<5.3
6,194.7	42	Tetrachloroethylene (PCE)	16.9	3.3	4.2	8.8	**167**	**216**	**59.4**	2.3	**211**	4.3
766,961.7	5,200	1,1,1-Trichloroethane	40.9	4.2	6.1	7.4	37.9	123	43.9	0.14	44.7	0.17
309.7	2.1	Trichlorethylene (TCE)	**19.6**	**5.7**	1.9	**5.6**	**167**	**615**	**179**	0.14	**100**[7]	0.28
250.7	1.7	Vinyl Chloride	<0.037	<0.039	<0.040	<0.038	**2.9**	0.42	0.32	<0.039	**1.9**	<0.039
N/A	N/A	Total VOCs	77.4	13.5	18.364	21.8	394.8	1,053.76	344.71	2.68	392.06	4.815

Notes:

1. All samples collected by IWM Consulting personnel and analyzed at Pace Analytical Services, LLC located in Minneapolis, MN.

2. All VOCs analyzed using EPA Method TO-15 except for TCE, 1,2-DCA, and Vinyl Chloride, which were analyzed using EPA Method TO-15 SIM.

3. All results in µg/m^3.

4. N/A: not applicable (risk-based screening levels have not been developed).

5. NA: not analyzed, sample container damaged during shipment to laboratory.

6. IWM Consulting personnel obtained all of the vapor samples utilizing a 6-liter summa canister equipped with an 24-hour flow regulator (~4.167 mL/minute flow rate).

7. Indiana Department of Environmental Management (IDEM) Remediation Closure Guide (RCG) Screening Levels correspond to the levels published in Appendix A, Table A-6 of the RCG, updated March 2, 2020.

8. **Bolded** concentrations exceed the IDEM RCG Residential Indoor Air Screening Level.

9. Sewer Vapor Reference Values calculated utilizing data obtained during initial vapor intrusion investigations of Priority Residences. Calculated Sewer Vapor Reference Values based on an attenuation factor of 0.00678 as discussed in Attachment A of the *Conditionally Approved Off-Site Interim Measure Work Plan - Response to Comments* dated September 30, 2019.

10. ***Shaded and Bolded*** concentrations exceed an IDEM RCG Calculated Sewer Vapor Reference Value.

11. [5]: Indicates that due to initial calibration verification percent differences, data were qualified as estimated, but still accepted, as inidicated in the Labaoratory Data Consultants, Inc data validation report dated November 16, 2018.

12. [6]: Indicates that due to initial calibration verification percent differences, data were qualified as estimated, but still accepted, as inidicated in the Labaoratory Data Consultants, Inc data validation report dated February 28, 2020.

13. [7]: Indicates that due to initial calibration verification percent differences, data were qualified as estimated, but still accepted, as inidicated in the Labaoratory Data Consultants, Inc data validation report dated February 12, 2020.

Table 9 (continued)
Sewer Cleanout Vapor Analytical Results
Former Bendix Facility
EPA ID # IND 044 587 848
Franklin, IN 46131

Screening Levels (ug/m^3)		**Parameters**	**Sewer Gas Sampling Locations (µg/m^3)**										
IDEM RCG Calculated Sewer Vapor Reference Value	IDEM RCG Residential Indoor Air	**Sample Location**	Sewer Gas				Sewer Gas	Sewer Gas			Sewer Gas		
		Sample ID	SG-1 (Residence)				FD-3	SG-1 (Residence)			SG-1 (Residence)		
		Sample Date	12/18/2018-12/19/2018	2/28/2019 - 3/1/2019	1/23/2020 - 1/24/2020	04/30/2020 - 05/01/2020	04/30/2020 - 05/01/2020	12/12/2018-12/13/2018	1/16/2020 - 1/17/2020	04/30/2020 - 05/01/2020	2/18/2019 - 2/19/2019	2/26/2020 - 2/27/2020	04/30/2020 - 05/01/2020
2,654.9	18	1,1-Dichloroethane	0.079	<0.060	**107**	<0.061	<0.058	11.4	6.6	0.19	14.8	3.5	0.62
162.2	1.1	1,2-Dichloroethane	<0.059	<0.060	<0.11	0.33	0.33	<0.061	0.074	0.97	<0.057	<0.061	0.17
N/A	N/A	cis-1,2-Dichloroethene	<0.058	<0.059	828	<0.060	<0.057	18.6	37.5	<0.059	16.9	10.5	0.57
N/A	N/A	trans-1,2-Dichloroethene	<0.058[11]	<0.059	7.2	<0.060	<0.057	<0.060[12]	0.22	<0.059	<0.056	0.21	<0.060
92,920	630	Methylene Chloride	7.2	7.4	11.0	<5.3	<5.0	6.1	<5.3	15.2	<4.9	11.6	9.0
6,194.7	42	Tetrachloroethylene (PCE)	2.5	2.2	**3,980**	0.38	0.35	**275**	**142**	3.5	**586**	26.3	2.5
766,961.7	5,200	1,1,1-Trichloroethane	6.7	4.9	470	<0.083	<0.078	117	35.1	1.6	167	14.3	1.4
309.7	2.1	Trichlorethylene (TCE)	**28.5**	**24.8**	**1,280**	<0.081	<0.077	**559**	**113**	**2.1**	**694**	**55.6**	**5.9**
250.7	1.7	Vinyl Chloride	<0.037	<0.038	**22.6**	<0.039	<0.037	1.5	0.75	**5.8**	0.86	0.25	0.35
N/A	N/A	Total VOCs	44.979	39.3	6,705.8	0.71	0.68	988.6	335.244	29.36	1,479.56	122.26	20.51

Notes:

1. All samples collected by IWM Consulting personnel and analyzed at Pace Analytical Services, LLC located in Minneapolis, MN.

2. All VOCs analyzed using EPA Method TO-15 except for TCE, 1,2-DCA, and Vinyl Chloride, which were analyzed using EPA Method TO-15 SIM.

3. All results in µg/m^3.

4. N/A: not applicable (risk-based screening levels have not been developed).

5. NA: not analyzed, sample container damaged during shipment to laboratory.

6. IWM Consulting personnel obtained all of the vapor samples utilizing a 6-liter summa canister equipped with an 24-hour flow regulator (~4.167 mL/minute flow rate).

7. Indiana Department of Environmental Management (IDEM) Remediation Closure Guide (RCG) Screening Levels correspond to the levels published in Appendix A, Table A-6 of the RCG, updated March 2, 2020.

8. **Bolded** concentrations exceed the IDEM RCG Residential Indoor Air Screening Level.

9. Sewer Vapor Reference Values calculated utilizing data obtained during initial vapor intrusion investigations of Priority Residences. Calculated Sewer Vapor Reference Values based on an attenuation factor of 0.00678 as discussed in Attachment A of the *Conditionally Approved Off-Site Interim Measure Work Plan - Response to Comments* dated September 30, 2019.

10. ***Shaded and Bolded*** concentrations exceed an IDEM RCG Calculated Sewer Vapor Reference Value.

11. [8] : Indicates that due to initial calibration verification percent differences, contiuning calibration percent differences, or laboratory control samples percent recoveries, data were qualified as estimated, but still accepted, as inidicated in the Labaoratory Data Consultants, Inc data validation report dated December 20, 2018.

Table 9 (continued)
Sewer Cleanout Vapor Analytical Results
Former Bendix Facility
EPA ID # IND 044 587 848
Franklin, IN 46131

Screening Levels (ug/m^3)		**Parameters**	**Sewer Gas Sampling Locations (µg/m^3)**								
IDEM RCG Calculated Sewer Vapor Reference Value	IDEM RCG Residential Indoor Air	**Sample Location**	Sewer Gas			Sewer Gas			Sewer Gas		
		Sample ID	SG-1 (Residence)			SG-1 (Residence)			SG-1 (Residence)		
		Sample Date	8/1/2019 - 8/2/2019	2/3/2020 - 2/4/2020	04/30/2020 - 05/01/2020	1/16/2019-1/17/2019	2/19/2020 - 2/20/2020	04/30/2020 - 05/01/2020	12/17/2018-12/18/2018	1/27/2020 - 1/28/2020	04/30/2020 - 05/01/2020
2,654.9	18	1,1-Dichloroethane	2.2	**23.7**	3.7	11.7	5.0	0.070	13.2	5.6	0.32
162.2	1.1	1,2-Dichloroethane	<0.064	0.18	<0.059	<0.060	<0.057	0.11	<0.057	<0.061	0.14
N/A	N/A	cis-1,2-Dichloroethene	5.5	114	1.6	13.7	17.1	0.097	13.1	32.5	0.27
N/A	N/A	trans-1,2-Dichloroethene	<0.062	0.94	0.19	<0.059	<0.056‡	<0.058	0.59[9]	0.32[10]	<0.061
92,920	630	Methylene Chloride	<5.5	<5.3	<5.1	5.5	<4.9	<5.1	8.4	<5.3	<5.4
6,194.7	42	Tetrachloroethylene (PCE)	**114**	**528**	5.3	**334**	**49.5**	0.58	**277**	**135**	1.3
766,961.7	5,200	1,1,1-Trichloroethane	28.4	97.6	7.5	122	27.4	0.20	125	29.5	0.73
309.7	2.1	Trichlorethylene (TCE)	**117**	**323**	**27.6**	**563**	**104**	0.78	**486**	**94.1**	**2.8**
250.7	1.7	Vinyl Chloride	<0.040	**3.6**	0.16	1.4	0.13	0.064	<0.036	0.65	0.076
N/A	N/A	Total VOCs	267.1	1,091.02	46.05	1,051.3	203.13	1.901	923.29	297.67	5.64

Notes:

1. All samples collected by IWM Consulting personnel and analyzed at Pace Analytical Services, LLC located in Minneapolis, MN.

2. All VOCs analyzed using EPA Method TO-15 except for TCE, 1,2-DCA, and Vinyl Chloride, which were analyzed using EPA Method TO-15 SIM.

3. All results in µg/m^3.

4. N/A: not applicable (risk-based screening levels have not been developed).

5. NA: not analyzed, sample container damaged during shipment to laboratory.

6. IWM Consulting personnel obtained all of the vapor samples utilizing a 6-liter summa canister equipped with an 24-hour flow regulator (~4.167 mL/minute flow rate).

7. Indiana Department of Environmental Management (IDEM) Remediation Closure Guide (RCG) Screening Levels correspond to the levels published in Appendix A, Table A-6 of the RCG, updated March 2, 2020.

8. **Bolded** concentrations exceed the IDEM RCG Residential Indoor Air Screening Level.

9. Sewer Vapor Reference Values calculated utilizing data obtained during initial vapor intrusion investigations of Priority Residences. Calculated Sewer Vapor Reference Values based on an attenuation factor of 0.00678 as discussed in Attachment A of the *Conditionally Approved Off-Site Interim Measure Work Plan - Response to Comments* dated September 30, 2019.

10. ***Shaded and Bolded*** concentrations exceed an IDEM RCG Calculated Sewer Vapor Reference Value.

11. [9] : Indicates that due to initial calibration verification percent differences, contiuning calibration percent differences, or laboratory control samples percent recoveries, data were qualified as estimated, but still accepted, as inidicated in the Labaoratory Data Consultants, Inc data validation report dated December 27, 2018.

12. [10] : Indicates that due to contiuning calibration percent differences and laboratory control samples percent recoveries, data were qualified as estimated, but still accepted, as inidicated in the Labaoratory Data Consultants, Inc data validation report dated February 10, 2020.

Table 9 (continued)
Sewer Cleanout Vapor Analytical Results
Former Bendix Facility
EPA ID # IND 044 587 848
Franklin, IN 46131

Screening Levels (ug/m^3)		**Parameters**	**Sewer Gas Sampling Locations (µg/m^3)**									
IDEM RCG Calculated Sewer Vapor Reference Value	IDEM RCG Residential Indoor Air	**Sample Location**	Sewer Gas		Sewer Gas				Sewer Gas		Sewer Gas	
		Sample ID	SG-1 (Residence)		SG-1 (Residence)				SG-1 (Residence)		SG-1 (Residence)	
		Sample Date	1/28/2020 - 1/29/2020	04/30/2020 - 05/01/2020	12/11/2018-12/12/2018	4/30/2019 - 5/1/2019	1/14/2020 - 1/15/2020	04/30/2020 - 05/01/2020	10/24/2018-10/25/2018	3/19/2019 - 3/20/2019	1/20/2020 - 1/21/2020	04/30/2020 - 05/01/2020
2,654.9	18	1,1-Dichloroethane	<0.057	4.5	1.6	1.4	5.7	5.1	<0.059	<0.064	4.6	6.1
162.2	1.1	1,2-Dichloroethane	0.090	<0.060	<0.062	<0.060	<0.064	<0.059	0.16	<0.064	0.084	<0.064
N/A	N/A	cis-1,2-Dichloroethene	<0.056	40.5	2.9	0.60	98.5	37.9	<0.058	<0.062	67.0	48.9
N/A	N/A	trans-1,2-Dichloroethene	<0.056	0.38	0.11[8]	0.10	0.43	0.32	<0.058	<0.062	0.29	0.41
92,920	630	Methylene Chloride	<4.9	<5.2	58.1	73.3	<5.5	<5.1	<5.1	<5.5	<6.2	<5.5
6,194.7	42	Tetrachloroethylene (PCE)	0.24	**77.5**	**236**	**247**	**241**	**96.1**	6.9	9.9	**112**	**105**
766,961.7	5,200	1,1,1-Trichloroethane	<0.077	16.4	32.0	29.0	24.7	19.8	1.1	1.4	20.6	24.2
309.7	2.1	Trichlorethylene (TCE)	<0.076	**72.5**	**99.0**	**119**	**94.8**	**91.6**	0.60	0.84	**63.2**	**110**
250.7	1.7	Vinyl Chloride	<0.036	0.13	<0.040	<0.038	<0.040	0.11	<0.037	<0.040	0.78	0.16
N/A	N/A	Total VOCs	0.330	211.91	429.71	470.40	465.13	250.93	8.76	12.14	268.554	294.77

Notes:

1. All samples collected by IWM Consulting personnel and analyzed at Pace Analytical Services, LLC located in Minneapolis, MN.

2. All VOCs analyzed using EPA Method TO-15 except for TCE, 1,2-DCA, and Vinyl Chloride, which were analyzed using EPA Method TO-15 SIM.

3. All results in µg/m^3.

4. N/A: not applicable (risk-based screening levels have not been developed).

5. NA: not analyzed, sample container damaged during shipment to laboratory.

6. IWM Consulting personnel obtained all of the vapor samples utilizing a 6-liter summa canister equipped with an 24-hour flow regulator (~4.167 mL/minute flow rate).

7. Indiana Department of Environmental Management (IDEM) Remediation Closure Guide (RCG) Screening Levels correspond to the levels published in Appendix A, Table A-6 of the RCG, updated March 2, 2020.

8. **Bolded** concentrations exceed the IDEM RCG Residential Indoor Air Screening Level.

9. Sewer Vapor Reference Values calculated utilizing data obtained during initial vapor intrusion investigations of Priority Residences. Calculated Sewer Vapor Reference Values based on an attenuation factor of 0.00678 as discussed in Attachment A of the *Conditionally Approved Off-Site Interim Measure Work Plan - Response to Comments* dated September 30, 2019.

10. ***Shaded and Bolded*** concentrations exceed an IDEM RCG Calculated Sewer Vapor Reference Value.

11. [11] : Indicates that due to contiuning calibration percent differences, data were qualified as estimated, but still accepted, as inidicated in the Labaoratory Data Consultants, Inc data validation report dated December 28, 2018.

12. [12] : Indicates that due to initial calibration verification percent differences and continuing calibration percent differences, data were qualified as estimated, but still accepted, as inidicated in the Labaoratory Data Consultants, Inc data validation report dated December 26, 2018.

Table 9 (continued)
Sewer Cleanout Vapor Analytical Results
Former Bendix Facility
EPA ID # IND 044 587 848
Franklin, IN 46131

Screening Levels (ug/m^3)		**Parameters**	**Sewer Gas Sampling Locations (µg/m^3)**		
IDEM RCG Calculated Sewer Vapor Reference Value	IDEM RCG Residential Indoor Air	**Sample Location**	Sewer Gas		
		Sample ID	SG-1 (Residence)		
		Sample Date	8/7/2019 - 8/8/2019	2/12/2020 - 2/13/2020	04/30/2020 - 05/01/2020
2,654.9	18	1,1-Dichloroethane	<0.13	<0.061	<0.064
162.2	1.1	1,2-Dichloroethane	0.81	0.087	0.30
N/A	N/A	cis-1,2-Dichloroethene	<0.12	<0.060	<0.062
N/A	N/A	trans-1,2-Dichloroethene	<0.12	<0.060	0.87
92,920	630	Methylene Chloride	24.2	<5.3	<5.5
6,194.7	42	Tetrachloroethylene (PCE)	6.6	<0.10	0.76
766,961.7	5,200	1,1,1-Trichloroethane	<0.17	<0.083	<0.086
309.7	2.1	Trichlorethylene (TCE)	**2.3**	<0.081	1.6
250.7	1.7	Vinyl Chloride	<0.081	<0.039	<0.040
N/A	N/A	Total VOCs	33.91	0.087	3.53

Notes:

1. All samples collected by IWM Consulting personnel and analyzed at Pace Analytical Services, LLC located in Minneapolis, MN.
2. All VOCs analyzed using EPA Method TO-15 except for TCE, 1,2-DCA, and Vinyl Chloride, which were analyzed using EPA Method TO-15 SIM.
3. All results in µg/m^3.
4. N/A: not applicable (risk-based screening levels have not been developed).
5. NA: not analyzed, sample container damaged during shipment to laboratory.
6. IWM Consulting personnel obtained all of the vapor samples utilizing a 6-liter summa canister equipped with an 24-hour flow regulator (~4.167 mL/minute flow rate).
7. Indiana Department of Environmental Management (IDEM) Remediation Closure Guide (RCG) Screening Levels correspond to the levels published in Appendix A, Table A-6 of the RCG, updated March 2, 2020.
8. **Bolded** concentrations exceed the IDEM RCG Residential Indoor Air Screening Level.
9. Sewer Vapor Reference Values calculated utilizing data obtained during initial vapor intrusion investigations of Priority Residences. Calculated Sewer Vapor Reference Values based on an attenuation factor of 0.00678 as discussed in Attachment A of the *Conditionally Approved Off-Site Interim Measure Work Plan - Response to Comments* dated September 30, 2019.
10. ***Shaded and Bolded*** concentrations exceed an IDEM RCG Calculated Sewer Vapor Reference Value.

Table 10
Residential Sub-Slab and Exterior Soil Vapor Analytical Results
Former Bendix Facility
EPA ID # IND 044 587 848
Franklin, IN 46131

IDEM RCG Screening Levels ($\mu g/m^3$)		**Parameters**	**Sub-Slab or Exterior Soil Vapor Sampling Locations ($\mu g/m^3$)**										
Calculated Sub-Slab Soil Vapor Screening Level	Soil Gas collected from shallower than 5 feet below ground surface adjacent to a structure	**Sample Location**	Exterior Soil Vapor Sampling Location				Sub-slab Vapor Sampling Location			Exterior Soil Vapor Sampling Location			
		Sample ID	SGe-01 (Residence)				SVP-01 (Residence)			SGe-01 (Residence)			
		Sample Date	8/2/2019 - 8/3/2019	2/10/2020 - 2/11/2020	3/16/2020 - 3/17/2020	8/13/2020 - 8/14/2020	2/10/2020 - 2/11/2020	3/16/2020 - 3/17/2020	8/13/2020 - 8/14/2020	11/28/2018-11/29/2018	11/28/2018-11/29/2018	2/18/2019 - 2/19/2019	4/24/2019 - 4/25/2019
600	180	1,1-Dichloroethane	0.17	<0.059	<0.060	<0.13	<0.061	<0.057	<0.13	<0.060	<0.060	<0.058	<0.10
36.7	11	1,2-Dichloroethane	<0.061	<0.059	10.1	0.35	<0.061	<0.057	4.5	0.14	0.13	<0.058	<0.10
N/A	N/A	cis-1,2-Dichloroethene	<0.060	<0.058	<0.059	<0.12	<0.060	<0.056	<0.12	<0.059	<0.059	<0.057	<0.10
N/A	N/A	trans-1,2-Dichloroethene	<0.060	<0.058	<0.059	0.26	<0.060	<0.056	<0.12	<0.059	<0.059	<0.057	<0.10
21,000	6,300	Methylene Chloride	18.3	<5.1	<5.2	6.3	<5.3	<4.9	6.0	<5.2	<5.2	<5.0	<8.9
1,400	420	Tetrachloroethylene (PCE)	20.7	2.3	2.5	29.8	0.68	0.62	1.2	7.1	6.6	6.7	7.6
173,333	52,000	1,1,1-Trichloroethane	903	215	164	1,350	24.2	21.7	2.7	1.2	1.1	0.82	1.4
70	21	Trichlorethylene (TCE)	**571**	**102**	**72.5**	**551**	38.3	26.8	3.8	0.096	<0.080	<0.077	0.27
56.7	17	Vinyl Chloride	0.043	<0.037	<0.038	0.040	<0.039	<0.036	<0.040	<0.038	<0.038	<0.037	<0.066
N/A	N/A	Total VOCs	1,513.213	319.3	249.1	1,937.750	63.180	49.12	18.20	8.54	7.83	7.52	9.27

Notes:

1. All samples collected by IWM Consulting personnel and analyzed at Pace Analytical Services, LLC located in Minneapolis, MN.

2. All VOCs analyzed using EPA Method TO-15 except for TCE, 1,2-DCA, and Vinyl Chloride, which were analyzed using EPA Method TO-15 SIM.

3. All results in $\mu g/m^3$.

4. N/A: not applicable (risk-based screening levels have not been developed).

5. IWM Consulting personnel obtained all of the vapor samples utilizing a 6-liter summa canister equipped with an 24-hour flow regulator (~4.167 mL/minute flow rate).

6. Indiana Department of Environmental Management (IDEM) Remediation Closure Guide (RCG) Screening Levels correspond to the levels published in Appendix A, Table A-6 of the RCG, updated March 2, 2020.

7. Sub-Slab Soil Gas screening levels calculated using an attenuation factor of 0.03 per IDEM Technical Guidance Document Attenuation Factors dated September 29, 2016.

8. Exterior Soil Gas screening levels calculated using an attenuation factor of 0.1 per IDEM Technical Guidance Document *Attenuation Factors* dated September 29, 2016.

9. **Shaded**/**Bolded** concentrations exceed the corresponding IDEM RCG Screening Level.

10. ǂ : Indicates that due to initial calibration verification percent differences, data were qualified as estimated, but still accepted, as inidicated in the Labaoratory Data Consultants, Inc data validation report dated August 5, 2020.

11. ϕ : Indicates that due to initial calibration verification percent differences, data were qualified as estimated, but still accepted, as inidicated in the Labaoratory Data Consultants, Inc data validation report dated November 16, 2018.

Table 10 (continued)
Residential Sub-Slab and Exterior Soil Vapor Analytical Results
Former Bendix Facility
EPA ID # IND 044 587 848
Franklin, IN 46131

IDEM RCG Screening Levels ($\mu g/m^3$)		**Parameters**	**Sub-Slab or Exterior Soil Vapor Sampling Locations ($\mu g/m^3$)**									
Calculated Sub-Slab Soil Vapor Screening Level	Soil Gas collected from shallower than 5 feet below ground surface adjacent to a structure	**Sample Location**	Sub-slab Vapor Sampling Location			Sub-slab Vapor Sampling Location	Sub-slab Vapor Sampling Location			Sub-slab Vapor Sampling Location		
		Sample ID	SVP-01 (Residence)			SVP-01 (Residence)	SVP-01 (Residence)			SVP-01 (Residence)		
		Sample Date	9/20/2018 - 9/21/2018	3/12/2019 - 3/13/2019	1/14/2020 - 1/15/2020	1/7/2020 - 1/8/2020	9/26/2018 - 9/27/2018	2/27/2019 - 2/28/2019	2/5/2020 - 2/6/2020	10/01/2018 - 10/02/2018	3/18/2019 - 3/19/2019	2/18/2020 - 2/19/2020
600	180	1,1-Dichloroethane	<0.061	<0.059	<0.064	<0.064	<0.061	<0.064	<0.064	<0.062 ϕ	<0.061	<0.066
36.7	11	1,2-Dichloroethane	0.15	<0.059	0.069	<0.064	0.64	0.23	0.33	0.65	0.23	0.14
N/A	N/A	cis-1,2-Dichloroethene	<0.060	<0.058	<0.062	<0.062	<0.060	<0.062	0.15	<0.061	<0.060	<0.065 ǂ
N/A	N/A	trans-1,2-Dichloroethene	<0.060	<0.058	<0.062	<0.062	<0.060 ǂ	0.12	<0.062	<0.061	<0.060	<0.065 ǂ
21,000	6,300	Methylene Chloride	<5.3	<5.1	<5.5	14.9	<5.3	<5.5	<5.5	5.8	<5.3	<5.7
1,400	420	Tetrachloroethylene (PCE)	1.4	1.4	1.4	234	4.7	0.96	1.8	4.2	0.57	0.73
173,333	52,000	1,1,1-Trichloroethane	1.2	0.59	0.58	14.7	1.1	0.50	0.50	0.17	0.14	0.14
70	21	Trichlorethylene (TCE)	2.5	1.1	0.87	0.12	2.0	0.44	0.74	0.26 ϕ	0.15	0.19
56.7	17	Vinyl Chloride	<0.039	<0.037	<0.040	<0.040	0.26	<0.040	<0.040	0.050	0.056	<0.042
N/A	N/A	Total VOCs	5.25	3.09	2.919	263.72	8.70	2.25	3.52	11.130	1.146	1.20

Notes:

1. All samples collected by IWM Consulting personnel and analyzed at Pace Analytical Services, LLC located in Minneapolis, MN.

2. All VOCs analyzed using EPA Method TO-15 except for TCE, 1,2-DCA, and Vinyl Chloride, which were analyzed using EPA Method TO-15 SIM.

3. All results in $\mu g/m^3$.

4. N/A: not applicable (risk-based screening levels have not been developed).

5. IWM Consulting personnel obtained all of the vapor samples utilizing a 6-liter summa canister equipped with an 24-hour flow regulator (~4.167 mL/minute flow rate).

6. Indiana Department of Environmental Management (IDEM) Remediation Closure Guide (RCG) Screening Levels correspond to the levels published in Appendix A, Table A-6 of the RCG, updated March 2, 2020.

7. Sub-Slab Soil Gas screening levels calculated using an attenuation factor of 0.03 per IDEM Technical Guidance Document Attenuation Factors dated September 29, 2016.

8. Exterior Soil Gas screening levels calculated using an attenuation factor of 0.1 per IDEM Technical Guidance Document *Attenuation Factors* dated September 29, 2016.

9. **Shaded**/**Bolded** concentrations exceed the corresponding IDEM RCG Screening Level.

10. ǂ : Indicates that due to initial calibration verification percent differences or contiuning calibration percent differences, data were qualified as estimated, but still accepted, as inidicated in the Labaoratory Data Consultants, Inc data validation reports dated October 12, 2018.

11. ϕ : Indicates that due to initial calibration verification percent differences, data were qualified as estimated, but still accepted, as inidicated in the Labaoratory Data Consultants, Inc data validation report dated October 11, 2018.

12. ǂ : Indicates that due to initial calibration verification percent differences, data were qualified as estimated, but still accepted, as inidicated in the Labaoratory Data Consultants, Inc data validation report dated February 28, 2020.

Table 10 (continued)
Residential Sub-Slab and Exterior Soil Vapor Analytical Results
Former Bendix Facility
EPA ID # IND 044 587 848
Franklin, IN 46131

IDEM RCG Screening Levels ($\mu g/m^3$)		**Parameters**	**Sub-Slab or Exterior Soil Vapor Sampling Locations ($\mu g/m^3$)**										
Calculated Sub-Slab Soil Vapor Screening Level	Soil Gas collected from shallower than 5 feet below ground surface adjacent to a structure	**Sample Location**	Sub-slab Vapor Sampling Location			Sub-Slab Vapor Sampling Location		Sub-slab Vapor Sampling Location			Sub-slab Vapor Sampling Location		
		Sample ID	SVP-01 (Residence)			SVP-01 (Residence)		SVP-01 (Residence)			SVP-01 (Residence)		
		Sample Date	9/26/2018 - 9/27/2018	3/11/2019 - 3/12/2019	2/3/2020 - 2/4/2020	4/24/2019 - 4/25/2019	3/2/2020 - 3/3/2020	10/18/2018-10/19/2018	2/18/2019 - 2/19/2019	1/9/2020 - 1/10/2020	10/25/2018-10/26/2018	3/5/2019 - 3/6/2019	2/26/2020 - 2/27/2020
600	180	1,1-Dichloroethane	0.45	<0.065	<0.061	<0.061	<0.061	12.9	0.092	NA	<0.060	<0.064	<0.062
36.7	11	1,2-Dichloroethane	5.5	1.2	1.0	<0.061	<0.061	<0.062	<0.062	NA	0.37	<0.064	0.84
N/A	N/A	cis-1,2-Dichloroethene	6.3	<0.064	<0.060	<0.060	<0.060	<0.061	<0.061	NA	<0.059	<0.062	0.085
N/A	N/A	trans-1,2-Dichloroethene	0.44 ǂ	<0.064	<0.060	<0.060	<0.060	<0.061	<0.061	NA	<0.059	<0.062	<0.061
21,000	6,300	Methylene Chloride	101	12.2	<5.3	<5.3	<5.3	<5.4	<5.4	NA	<5.2	<5.5	<5.4
1,400	420	Tetrachloroethylene (PCE)	68.3	10.0	3.5	8.0	12.0	**5,480**	16.3	NA	0.46	0.31	0.75
173,333	52,000	1,1,1-Trichloroethane	0.58	1.8	0.88	7.8	6.2	1,070	1.5	NA	3.3	1.5	0.76
70	21	Trichlorethylene (TCE)	4.1	1.7	0.55	0.15	0.097	**2,700**	10.3	NA	2.2	2.6	1.5
56.7	17	Vinyl Chloride	0.21	<0.041	<0.039	<0.039	<0.039	<0.040	<0.040	NA	<0.038	<0.040	<0.040
N/A	N/A	Total VOCs	186.88	26.9	5.93	15.95	18.297	9,262.9	28.192	NA	6.33	4.41	3.935

Notes:

1. All samples collected by IWM Consulting personnel and analyzed at Pace Analytical Services, LLC located in Minneapolis, MN.

2. All VOCs analyzed using EPA Method TO-15 except for TCE, 1,2-DCA, and Vinyl Chloride, which were analyzed using EPA Method TO-15 SIM.

3. All results in $\mu g/m^3$.

4. N/A: not applicable (risk-based screening levels have not been developed).

5. IWM Consulting personnel obtained all of the vapor samples utilizing a 6-liter summa canister equipped with an 24-hour flow regulator (~4.167 mL/minute flow rate).

6. Indiana Department of Environmental Management (IDEM) Remediation Closure Guide (RCG) Screening Levels correspond to the levels published in Appendix A, Table A-6 of the RCG, updated March 2, 2020.

7. Sub-Slab Soil Gas screening levels calculated using an attenuation factor of 0.03 per IDEM Technical Guidance Document Attenuation Factors dated September 29, 2016.

8. Exterior Soil Gas screening levels calculated using an attenuation factor of 0.1 per IDEM Technical Guidance Document *Attenuation Factors* dated September 29, 2016.

9. **Shaded**/**Bolded** concentrations exceed the corresponding IDEM RCG Screening Level.

10. ǂ : Indicates that due to initial calibration verification percent differences, contiuning calibration percent differences, or laboratory control samples percent recoveries, data were qualified as estimated, but still accepted, as inidicated in the Labaoratory Data Consultants, Inc data validation report dated October 12, 2018.

11. NA: Not analyzed due to damage to sample container during shipment to laboratory.

Table 10 (continued)
Residential Sub-Slab and Exterior Soil Vapor Analytical Results
Former Bendix Facility
EPA ID # IND 044 587 848
Franklin, IN 46131

IDEM RCG Screening Levels ($\mu g/m^3$)		**Parameters**	**Sub-Slab or Exterior Soil Vapor Sampling Locations ($\mu g/m^3$)**										
Calculated Sub-Slab Soil Vapor Screening Level	Soil Gas collected from shallower than 5 feet below ground surface adjacent to a structure	**Sample Location**	Sub-Slab Vapor Sampling Location		Sub-slab Vapor Sampling Location			Sub-slab Vapor Sampling Location			Sub-slab Vapor Sampling Location		
		Sample ID	SVP-01 (Residence)		SVP-01 (Residence)			SVP-01 (Residence)			SVP-1 (Residence)		
		Sample Date	1/31/2019 - 2/1/2019	3/16/2020 - 3/17/2020	9/26/2018 - 9/27/2018	2/13/2019 - 2/14/2019	1/20/2020 - 1/21/2020	9/20/2018 - 9/21/2018	1/31/2019 - 2/1/2019	1/29/2020 - 1/30/2020	9/5/2018 - 9/6/2018	2/13/2019 - 2/14/2019	2/20/2020 - 2/21/2020
600	180	1,1-Dichloroethane	<0.060	<0.059	<0.061	<0.060	<0.062	0.077	<0.061	<0.061	<0.061	<0.064	<0.059
36.7	11	1,2-Dichloroethane	<0.060	5.8	2.2ǂ	<0.060	<0.062	<0.057	<0.061	<0.061	5.2	<0.064	<0.059
N/A	N/A	cis-1,2-Dichloroethene	<0.059	<0.058	<0.060	<0.059	<0.061	<0.056	<0.060	<0.060	<0.060	<0.062	<0.058 ϕ
N/A	N/A	trans-1,2-Dichloroethene	<0.059	<0.058	<0.060 ǂ	<0.059	<0.061	<0.056	<0.060	<0.060	0.15	<0.062	<0.058 ϕ
21,000	6,300	Methylene Chloride	<5.2	<5.1	6.5	<5.2	<5.4	<4.9	7.0	<5.3	<5.3	<5.5	<5.1
1,400	420	Tetrachloroethylene (PCE)	4.8	8.9	542	470	364	9.5	2.7	5.5	1,010	355	59.6
173,333	52,000	1,1,1-Trichloroethane	106	94.3	31.0	18.5	20.6	351	10.1	55.2	61.9	2.1	0.58
70	21	Trichlorethylene (TCE)	18.5	9.6	4.0	1.6	1.3	**560**	28.2	**74.8**	**77**	5.7	2.8
56.7	17	Vinyl Chloride	0.12	<0.037	<0.039	<0.038	<0.040	0.10	<0.039	<0.039	<0.039	<0.040	<0.037
N/A	N/A	Total VOCs	129.42	118.6	585.7	490.1	385.9	920.677	48.0	135.5	1154.25	362.8	62.98

Notes:

1. All samples collected by IWM Consulting personnel and analyzed at Pace Analytical Services, LLC located in Minneapolis, MN.
2. All VOCs analyzed using EPA Method TO-15 except for TCE, 1,2-DCA, and Vinyl Chloride, which were analyzed using EPA Method TO-15 SIM.
3. All results in $\mu g/m^3$.
4. N/A: not applicable (risk-based screening levels have not been developed).
5. IWM Consulting personnel obtained all of the vapor samples utilizing a 6-liter summa canister equipped with an 24-hour flow regulator (~4.167 mL/minute flow rate).
6. Indiana Department of Environmental Management (IDEM) Remediation Closure Guide (RCG) Screening Levels correspond to the levels published in Appendix A, Table A-6 of the RCG, updated March 2, 2020.
7. Sub-Slab Soil Gas screening levels calculated using an attenuation factor of 0.03 per IDEM Technical Guidance Document Attenuation Factors dated September 29, 2016.
8. Exterior Soil Gas screening levels calculated using an attenuation factor of 0.1 per IDEM Technical Guidance Document *Attenuation Factors* dated September 29, 2016.
9. **Shaded**/**Bolded** concentrations exceed the corresponding IDEM RCG Screening Level.
10. ǂ : Indicates that due to initial calibration verification percent differences, contiuning calibration percent differences, or results exceeding the calibration range, data were qualified as estimated, but still accepted, as inidicated in the Labaoratory Data Consultants, Inc data validation report dated October 16, 2018.
11. ϕ : Indicates that due to initial calibration verification percent differences, data were qualified as estimated, but still accepted, as inidicated in the Labaoratory Data Consultants, Inc data validation report dated February 28, 2020.

Table 10 (continued)
Residential Sub-Slab and Exterior Soil Vapor Analytical Results
Former Bendix Facility
EPA ID # IND 044 587 848
Franklin, IN 46131

IDEM RCG Screening Levels ($\mu g/m^3$)		**Parameters**	**Sub-Slab or Exterior Soil Vapor Sampling Locations ($\mu g/m^3$)**										
Calculated Sub-Slab Soil Vapor Screening Level	Soil Gas collected from shallower than 5 feet below ground surface adjacent to a structure	**Sample Location**	Sub-slab Vapor Sampling Location			Sub-Slab Vapor Sampling Location		Sub-Slab Vapor Sampling Location		Sub-Slab Vapor Sampling Location		Sub-Slab Vapor Sampling Location	
		Sample ID	SVP-01 (Residence)			SVP-01 (Residence)		SVP-01 (Residence)		SVP-01 (Residence)		SVP-01 (Residence)	
		Sample Date	12/18/2018-12/19/2018	2/28/2019 - 3/1/2019	1/23/2020 - 1/24/2020	12/12/2018-12/13/2018	1/16/2020 - 1/17/2020	2/13/2019 - 2/14/2019	3/5/2020 - 3/6/2020	2/18/2019 - 2/19/2019	2/26/2020 - 2/27/2020	8/7/2019 - 8/8/2019	2/12/2020 - 2/13/2020
600	180	1,1-Dichloroethane	<0.061	<0.066	<0.14	<0.061	<0.069	<0.062	<0.061	<0.061	<0.062	<0.059	<0.061
36.7	11	1,2-Dichloroethane	<0.061	0.69	0.14	<0.061	3.0	<0.062	<0.061	<0.061	<0.062	<0.059	<0.061
N/A	N/A	cis-1,2-Dichloroethene	<0.060	<0.065	0.19	<0.060	<0.068	<0.061	<0.060	<0.060	<0.061	<0.058	<0.060
N/A	N/A	trans-1,2-Dichloroethene	<0.060 Ψ	<0.065	<0.068	<0.060 ʊ	<0.068	<0.061	<0.060	<0.060	<0.061	<0.058	<0.060
21,000	6,300	Methylene Chloride	6.1	<5.7	<5.9	<5.3	<5.9	<5.4	<5.3	<5.3	<5.4	<5.1	<5.3
1,400	420	Tetrachloroethylene (PCE)	<0.10	4.3	7.1	0.41	0.22	0.19	0.16	0.35	0.33	1.7	1.2
173,333	52,000	1,1,1-Trichloroethane	88.9	8.7	0.81	0.28	<0.093	<0.084	<0.083	<0.083	<0.084	<0.080	<0.083
70	21	Trichlorethylene (TCE)	**238**	**230**	8.1	<0.081	0.12	<0.083	<0.081	<0.081	<0.083	<0.079	<0.081
56.7	17	Vinyl Chloride	0.11	<0.042	<0.044	0.054	<0.044	0.048	<0.039	<0.039	<0.040	<0.037	<0.039
N/A	N/A	Total VOCs	333.11	243.69	16.34	0.744	3.34	0.24	0.16	0.35	0.33	1.7	1.2

Notes:

1. All samples collected by IWM Consulting personnel and analyzed at Pace Analytical Services, LLC located in Minneapolis, MN.
2. All VOCs analyzed using EPA Method TO-15 except for TCE, 1,2-DCA, and Vinyl Chloride, which were analyzed using EPA Method TO-15 SIM.
3. All results in $\mu g/m^3$.
4. N/A: not applicable (risk-based screening levels have not been developed).
5. IWM Consulting personnel obtained all of the vapor samples utilizing a 6-liter summa canister equipped with an 24-hour flow regulator (~4.167 mL/minute flow rate).
6. Indiana Department of Environmental Management (IDEM) Remediation Closure Guide (RCG) Screening Levels correspond to the levels published in Appendix A, Table A-6 of the RCG, updated March 2, 2020.
7. Sub-Slab Soil Gas screening levels calculated using an attenuation factor of 0.03 per IDEM Technical Guidance Document Attenuation Factors dated September 29, 2016.
8. Exterior Soil Gas screening levels calculated using an attenuation factor of 0.1 per IDEM Technical Guidance Document *Attenuation Factors* dated September 29, 2016.
9. **Shaded**/**Bolded** concentrations exceed the corresponding IDEM RCG Screening Level.

Table 10 (continued)
Residential Sub-Slab and Exterior Soil Vapor Analytical Results
Former Bendix Facility
EPA ID # IND 044 587 848
Franklin, IN 46131

IDEM RCG Screening Levels ($\mu g/m^3$)		**Parameters**	**Sub-Slab or Exterior Soil Vapor Sampling Locations ($\mu g/m^3$)**									
Calculated Sub-Slab Soil Vapor Screening Level	Soil Gas collected from shallower than 5 feet below ground surface adjacent to a structure	**Sample Location**	Sub-slab Vapor Sampling Location	Sub-slab Vapor Sampling Location	Sub-slab Vapor Sampling Location		Sub-slab Vapor Sampling Location		Sub-Slab Vapor Sampling Location		Sub-Slab Vapor Sampling Location	
		Sample ID	SVP-01 (Residence)	SVP-01 (Residence)	SVP-01 (Residence)		SVP-01 (Residence)		SVP-01 (Residence)		SVP-01 (Residence)	
		Sample Date	1/14/2020 - 1/15/2020	1/20/2020 - 1/21/2020	8/1/2019 - 8/2/2019	2/3/2020 - 2/4/2020	12/10/2018 - 12/11/2018	1/15/2020 - 1/16/2020	1/16/2019-1/17/2019	2/19/2020 - 2/20/2020	12/17/2018-12/18/2018	1/27/2020 - 1/28/2020
600	180	1,1-Dichloroethane	<0.064	<0.061	<0.061	<0.11	<0.059	<0.066	<0.066	<0.079	<0.059	<0.064
36.7	11	1,2-Dichloroethane	<0.064	<0.061	<0.061	<0.11	0.18	<0.066	<0.066	<0.079	<0.059	<0.064
N/A	N/A	cis-1,2-Dichloroethene	<0.062	<0.060	<0.060	<0.11	<0.058	<0.065	<0.065	<0.077 ǂ	<0.058	<0.062
N/A	N/A	trans-1,2-Dichloroethene	<0.062	<0.060	<0.060	<0.11	0.071 ǂǂ	<0.065	<0.065	<0.077 ǂ	<0.058 ϕ	<0.062 ǂǂ
21,000	6,300	Methylene Chloride	23.1	<5.3	<5.3	<9.5	<5.1	<5.7	11.5	<6.8	<5.1	<5.5
1,400	420	Tetrachloroethylene (PCE)	12.3	**3,060**	2.5	2.1	27.0	28.0	2.1	1.2	0.29	0.27
173,333	52,000	1,1,1-Trichloroethane	0.17	96.7	8.9	7.7	2.3	1.3	11.8	2.7	0.31	0.44
70	21	Trichlorethylene (TCE)	1.4	**392**	0.28	0.22	3.6	2.2	0.17	<0.10	<0.079	<0.085
56.7	17	Vinyl Chloride	<0.040	<0.039	<0.039	<0.070	<0.037	<0.042	<0.042	<0.050	<0.037	<0.040
N/A	N/A	Total VOCs	36.97	3,548.7	11.68	10.02	33.151	31.5	25.57	3.9	0.60	0.71

Notes:

1. All samples collected by IWM Consulting personnel and analyzed at Pace Analytical Services, LLC located in Minneapolis, MN.
2. All VOCs analyzed using EPA Method TO-15 except for TCE, 1,2-DCA, and Vinyl Chloride, which were analyzed using EPA Method TO-15 SIM.
3. All results in $\mu g/m^3$.
4. N/A: not applicable (risk-based screening levels have not been developed).
5. IWM Consulting personnel obtained all of the vapor samples utilizing a 6-liter summa canister equipped with an 24-hour flow regulator (~4.167 mL/minute flow rate).
6. Indiana Department of Environmental Management (IDEM) Remediation Closure Guide (RCG) Screening Levels correspond to the levels published in Appendix A, Table A-6 of the RCG, updated March 2, 2020.
7. Sub-Slab Soil Gas screening levels calculated using an attenuation factor of 0.03 per IDEM Technical Guidance Document Attenuation Factors dated September 29, 2016.
8. Exterior Soil Gas screening levels calculated using an attenuation factor of 0.1 per IDEM Technical Guidance Document *Attenuation Factors* dated September 29, 2016.
9. **Shaded**/**Bolded** concentrations exceed the corresponding IDEM RCG Screening Level.
10. ǂ : Indicates that due to initial calibration verification percent differences, data were qualified as estimated, but still accepted, as indicated in the Laboratory Data Consultants, Inc data validation report dated February 28, 2020.
11. ϕ : Indicates that due to initial calibration verification percent differences, contiuning calibration percent differences, or laboratory control samples percent recoveries, data were qualified as estimated, but still accepted, as inidicated in the Labaoratory Data Consultants, Inc data validation report dated December 27, 2018.
12. ǂǂ : Indicates that due to contiuning calibration percent differences and laboratory control samples percent recoveries, data were qualified as estimated, but still accepted, as inidicated in the Labaoratory Data Consultants, Inc data validation report dated February 10, 2020.
13. Ψ : Indicates that due to contiuning calibration percent differences, data were qualified as estimated, but still accepted, as inidicated in the Labaoratory Data Consultants, Inc data validation report dated December 28, 2018.
14. υ : Indicates that due to initial calibration verification percent differences and continuing calibration percent differences, data were qualified as estimated, but still accepted, as inidicated in the Labaoratory Data Consultants, Inc data validation report dated December 26, 2018.

Table 10 (continued)
Residential Sub-Slab and Exterior Soil Vapor Analytical Results
Former Bendix Facility
EPA ID # IND 044 587 848
Franklin, IN 46131

IDEM RCG Screening Levels ($\mu g/m^3$)		**Parameters**	**Sub-Slab or Exterior Soil Vapor Sampling Locations ($\mu g/m^3$)**										
Calculated Sub-Slab Soil Vapor Screening Level	Soil Gas collected from shallower than 5 feet below ground surface adjacent to a structure	**Sample Location**	Exterior Soil Vapor Sampling Location		Sub-slab Vapor Sampling Location	Sub-slab Vapor Sampling Location			Sub-Slab Vapor Sampling Location		Exterior Soil Vapor Sampling Location		
		Sample ID	SGe-01 (Residence)		SVP-01 (Residence)	SVP-01 (Residence)			SVP-01 (Residence)		SGe-01 (Residence)		
		Sample Date	7/30/2019 - 7/31/2019	1/21/2020 - 1/22/2020	7/21/2020 - 7/22/2020	11/07/2018-11/08/2018	2/18/2019 - 2/19/2019	1/23/2020 - 1/24/2020	8/2/2019 - 8/3/2019	2/20/2020 - 2/21/2020	12/11/2018-12/12/2018	4/30/2019 - 5/1/2019	1/14/2020 - 1/15/2020
600	180	1,1-Dichloroethane	<0.061	<0.058	<0.12	11.4	<0.059	<0.13	<0.061	<0.059	0.16	<0.056	<0.065
36.7	11	1,2-Dichloroethane	0.97	<0.058	<0.12 ǂ	**69.6**	0.072	<0.064	<0.061	<0.059	<0.061	<0.056	<0.065
N/A	N/A	cis-1,2-Dichloroethene	<0.060	<0.057	<0.12	<0.061	<0.058	<0.062	<0.060	0.060 ǂ	<0.060	<0.055	<0.064
N/A	N/A	trans-1,2-Dichloroethene	<0.060	<0.057	<0.12	0.38 ϕ	<0.058	<0.062	<0.060	<0.058 ǂ	<0.060 ϕ	<0.055	<0.064
21,000	6,300	Methylene Chloride	21.4	<5.0	<5.2	<5.4	5.2	<5.5	<5.3	<5.1	<5.3	<4.8	<5.6
1,400	420	Tetrachloroethylene (PCE)	24.1	3.9	2.1	**3,870**	7.2	1.9	1.7	1.5	**2,150**	**2,050**	2.2
173,333	52,000	1,1,1-Trichloroethane	13.4	1.1	8.1 ǂ	1,920	0.46	0.25	21.9	14.8	347	173	<0.088
70	21	Trichlorethylene (TCE)	0.20	<0.077	0.92 ǂ	**5,200**	1.8	1.3	37.3	19.1	**365**	**232**	0.22
56.7	17	Vinyl Chloride	<0.039	<0.037	<0.038	<0.040	<0.037	<0.040	<0.039	<0.037	<0.039	<0.035	<0.041
N/A	N/A	Total VOCs	60.07	5.0	11.12	11,071.38	14.732	3.45	60.90	35.460	2862.16	2455.00	2.42

Notes:

1. All samples collected by IWM Consulting personnel and analyzed at Pace Analytical Services, LLC located in Minneapolis, MN.
2. All VOCs analyzed using EPA Method TO-15 except for TCE, 1,2-DCA, and Vinyl Chloride, which were analyzed using EPA Method TO-15 SIM.
3. All results in $\mu g/m^3$.
4. N/A: not applicable (risk-based screening levels have not been developed).
5. IWM Consulting personnel obtained all of the vapor samples utilizing a 6-liter summa canister equipped with an 24-hour flow regulator (~4.167 mL/minute flow rate).
6. Indiana Department of Environmental Management (IDEM) Remediation Closure Guide (RCG) Screening Levels correspond to the levels published in Appendix A, Table A-6 of the RCG, updated March 2, 2020.
7. Sub-Slab Soil Gas screening levels calculated using an attenuation factor of 0.03 per IDEM Technical Guidance Document Attenuation Factors dated September 29, 2016.
8. Exterior Soil Gas screening levels calculated using an attenuation factor of 0.1 per IDEM Technical Guidance Document *Attenuation Factors* dated September 29, 2016.
9. **Shaded**/**Bolded** concentrations exceed the corresponding IDEM RCG Screening Level.
10. ǂ : Indicates that due to initial calibration verification percent differences, data were qualified as estimated, but still accepted, as inidicated in the Labaoratory Data Consultants, Inc data validation report dated February 28, 2020.
11. ϕ : Indicates that due to initial calibration verification percent differences, contiuning calibration percent differences, or laboratory control samples percent recoveries, data were qualified as estimated, but still accepted, as inidicated in the Labaoratory Data Consultants, Inc data validation report dated December 20, 2018.
12. ǂ : Indicates that due to initial calibration verification percent differences, contiuning calibration percent differences, or laboratory control samples percent recoveries, data were qualified as estimated, but still accepted, as inidicated in the Labaoratory Data Consultants, Inc data validation report dated December 20, 2018.

Table 11
Residential Air Analytical Results
Former Bendix Facility
EPA ID # IND 044 587 848
Franklin, IN 46131

IDEM RCG Screening Levels (µg/m³)	**Parameters**	**Air Sampling Locations (µg/m³)**										
Residential Indoor Air	**Sample Location**	Indoor Air							Outside Ambient Air			
	Sample ID	IA-BM1 (Residence)		IA-FD1 (Residence)		IA-CS1 (Residence)	IA-MF1 (Residence)		AA-1 (Residence)		AA-2 Upwind (Residence)	
	Sample Date	1/31/2019 - 2/1/2019	3/16/2020 - 3/17/2020	1/31/2019 - 2/1/2019	3/16/2020 - 3/17/2020	1/31/2019 - 2/1/2019	1/31/2019 - 2/1/2019	3/16/2020 - 3/17/2020	1/31/2019 - 2/1/2019	3/16/2020 - 3/17/2020	1/31/2019 - 2/1/2019	3/16/2020 - 3/17/2020
18	1,1-Dichloroethane	<0.058	<0.062	<0.059	<0.064	<0.059	<0.059	<0.060	<0.057	<0.072	<0.056	<0.061
1.1	1,2-Dichloroethane	0.099	0.13	0.11	0.13	0.11	0.10	0.23	0.085	0.091	0.095	0.086
N/A	cis-1,2-Dichloroethene	<0.057	<0.061	<0.058	<0.062	<0.058	<0.058	<0.059	<0.056	<0.071	<0.055	<0.060
N/A	trans-1,2-Dichloroethene	<0.057	2.9	<0.058	<0.062	<0.058	<0.058	<0.059	<0.056	<0.071	<0.055	<0.060
630	Methylene Chloride	<5.0	5.7	<5.1	<5.5	<5.1	<5.1	<5.2	<4.9	8.1	<4.8	<5.3
42	Tetrachloroethylene (PCE)	0.13	0.12	0.11	0.12	0.12	<0.099	0.17	0.23	0.12	0.31	0.35
5,200	1,1,1-Trichloroethane	0.22	0.14	0.21	0.14	0.33	0.19	0.11	<0.077	<0.097	<0.075	<0.083
2.1	Trichlorethylene (TCE)	0.15	0.094	<0.079	<0.085	<0.079	<0.079	<0.080	0.52	<0.096	<0.074	<0.081
1.7	Vinyl Chloride	<0.037	<0.040	<0.037	<0.040	<0.037	<0.037	<0.038	<0.036	<0.046	<0.035	<0.039
N/A	Total VOCs	0.599	9.084	0.43	0.39	0.56	0.29	0.51	0.835	8.311	0.405	0.436

Notes:

1. All samples collected by IWM Consulting personnel and analyzed at Pace Analytical Services, LLC located in Minneapolis, MN.
2. All VOCs analyzed using EPA Method TO-15 except for TCE, 1,2-DCA, and Vinyl Chloride, which were analyzed using EPA Method TO-15 SIM.
3. All results in µg/m³.
4. N/A: not applicable (risk-based screening levels have not been developed).
5. IWM Consulting personnel obtained all of the vapor samples utilizing a 6-liter summa canister equipped with an 24-hour flow regulator (~4.167 mL/minute flow rate).
6. Indiana Department of Environmental Management (IDEM) Remediation Closure Guide (RCG) Screening Levels correspond to the levels published in Appendix A, Table A-6 of the RCG, updated March 2, 2020.
7. **Shaded/Bolded** concentrations exceed the IDEM RCG Residential Indoor Air Screening Level.

Table 11 (continued)
Residential Air Analytical Results
Former Bendix Facility
EPA ID # IND 044 587 848
Franklin, IN 46131

IDEM RCG Screening Levels (µg/m^3)	Parameters	Air Sampling Locations (µg/m^3)											
Residential Indoor Air	Sample Location	Indoor Air											
	Sample ID	IA-BM1 (Residence)			IA-FD1 (Residence)			IA-BM2 (Residence)			IA-MF1 (Residence)		
	Sample Date	9/26/2018 - 9/27/2018	2/13/2019 - 2/14/2019	1/20/2020 - 1/21/2020	9/26/2018 - 9/27/2018	2/13/2019 - 2/14/2019	1/20/2020 - 1/21/2020	9/26/2018 - 9/27/2018	2/13/2019 - 2/14/2019	1/20/2020 - 1/21/2020	9/26/2018 - 9/27/2018	2/13/2019 - 2/14/2019	1/20/2020 - 1/21/2020
18	1,1-Dichloroethane	<0.064	<0.062	<0.064	<0.061	<0.064	<0.061	0.071	<0.061	<0.059	0.12	<0.062	<0.065
1.1	1,2-Dichloroethane	0.20	0.20	<0.064	0.20	0.20	0.083	0.24	0.20	0.082	0.22	0.32	0.090
N/A	cis-1,2-Dichloroethene	0.13	<0.061	<0.062	0.13	<0.062	<0.060	0.42	<0.060	<0.058	<0.061	<0.061	0.21
N/A	trans-1,2-Dichloroethene	<0.062 ǂ	<0.061	<0.062	<0.060 ǂ	<0.062	<0.060	<0.062 ǂ	<0.060	<0.058	<0.061 ǂ	<0.061	<0.064
630	Methylene Chloride	151	6.7	<5.5	158	6.4	<5.3	107	7.7	<5.1	549	6.8	<5.6
42	Tetrachloroethylene (PCE)	16.0	6.4	2.7	17.2	6.2	5.8	40.0	9.8	8.1	8.4	6.5	6.1
5,200	1,1,1-Trichloroethane	0.60	0.16	0.13	0.60	0.16	0.16	1.2	0.17	0.17	0.42	0.16	0.20
2.1	Trichlorethylene (TCE)	1.7	0.13	0.12	1.9	0.12	0.15	**2.8**	0.16	0.15	1.3	0.13	0.32
1.7	Vinyl Chloride	<0.040	<0.040	<0.040	<0.039	<0.040	<0.039	<0.040	<0.039	<0.037	<0.040	<0.040	<0.041
N/A	Total VOCs	169.63	13.59	2.95	178.03	13.08	6.193	151.731	18.03	8.502	559.46	13.91	6.920

Notes:

1. All samples collected by IWM Consulting personnel and analyzed at Pace Analytical Services, LLC located in Minneapolis, MN.
2. All VOCs analyzed using EPA Method TO-15 except for TCE, 1,2-DCA, and Vinyl Chloride, which were analyzed using EPA Method TO-15 SIM.
3. All results in µg/m^3.
4. N/A: not applicable (risk-based screening levels have not been developed).
5. IWM Consulting personnel obtained all of the vapor samples utilizing a 6-liter summa canister equipped with an 24-hour flow regulator (~4.167 mL/minute flow rate).
6. Indiana Department of Environmental Management (IDEM) Remediation Closure Guide (RCG) Screening Levels correspond to the levels published in Appendix A, Table A-6 of the RCG, updated March 2, 2020.
7. **Shaded/Bolded** concentrations exceed the IDEM RCG Residential Indoor Air Screening Level.
8. ǂ : Indicates that due to initial calibration verification percent differences, contiuning calibration percent differences, or results exceeding the calibration range, data were qualified as estimated, but still accepted, as inidicated in the Labaoratory Data Consultants, Inc data validation report dated October 16, 2018.

Table 11 (continued)
Residential Air Analytical Results
Former Bendix Facility
EPA ID # IND 044 587 848
Franklin, IN 46131

IDEM RCG Screening Levels (µg/m^3)	**Parameters**	**Air Sampling Locations (µg/m^3)**											
Residential Indoor Air	**Sample Location**	Outside Ambient Air						Indoor Air					
	Sample ID	AA-1 (Residence)			AA-2 Upwind (Residence)			IA - CS1 (Residence)			IA-FD1 (Residence)		
	Sample Date	9/26/2018 - 9/27/2018	2/13/2019 - 2/14/2019	1/20/2020 - 1/21/2020	9/26/2018 - 9/27/2018	2/13/2019 - 2/14/2019	1/20/2020 - 1/21/2020	10/04/2018-10/05/2018	3/11/2019 - 3/12/2019	2/27/2020 - 2/28/2020	10/04/2018-10/05/2018	3/11/2019 - 3/12/2019	2/27/2020 - 2/28/2020
18	1,1-Dichloroethane	<0.059	<0.060	<0.055	<0.059	<0.062	<0.059	<0.067	<0.059	<0.061	<0.061	<0.079	<0.061
1.1	1,2-Dichloroethane	0.089	0.10	0.064	0.11	0.10	0.066	<0.067	0.079	0.10	<0.061	0.079	0.10
N/A	cis-1,2-Dichloroethene	<0.058	<0.059	<0.054	<0.058	<0.061	<0.058	<0.066	<0.058	<0.060	<0.060	<0.077	<0.060
N/A	trans-1,2-Dichloroethene	<0.058ǂ	<0.059	<0.054	<0.058ǂ	<0.061	<0.058	<0.066 ϕ	<0.058	<0.060	<0.060 ϕ	<0.077	<0.060
630	Methylene Chloride	<5.1	<5.2	<4.7	<5.1	<5.4	<5.1	<5.8	<5.1	<5.3	<5.3	<6.8	<5.3
42	Tetrachloroethylene (PCE)	2.7	<0.10	<0.092	4.4	0.15	<0.099	0.40	0.27	0.22	0.43	0.30	0.22
5,200	1,1,1-Trichloroethane	0.26	<0.081	<0.074	0.29	<0.084	<0.080	<0.091	<0.080	<0.083	<0.083	<0.11	<0.083
2.1	Trichlorethylene (TCE)	0.93	<0.080	<0.073	1.1	<0.083	<0.079	1.0	<0.079	<0.081	0.17	<0.10	0.19
1.7	Vinyl Chloride	<0.037	<0.038	<0.035	<0.037	<0.040	<0.037	<0.043	<0.037	<0.039	<0.039	<0.050	<0.039
N/A	Total VOCs	3.979	0.10	0.064	5.90	0.25	0.066	1.40	0.349	0.32	0.60	0.379	0.51

Notes:

1. All samples collected by IWM Consulting personnel and analyzed at Pace Analytical Services, LLC located in Minneapolis, MN.
2. All VOCs analyzed using EPA Method TO-15 except for TCE, 1,2-DCA, and Vinyl Chloride, which were analyzed using EPA Method TO-15 SIM.
3. All results in µg/m^3.
4. N/A: not applicable (risk-based screening levels have not been developed).
5. IWM Consulting personnel obtained all of the vapor samples utilizing a 6-liter summa canister equipped with an 24-hour flow regulator (~4.167 mL/minute flow rate).
6. Indiana Department of Environmental Management (IDEM) Remediation Closure Guide (RCG) Screening Levels correspond to the levels published in Appendix A, Table A-6 of the RCG, updated March 2, 2020.
7. **Shaded/Bolded** concentrations exceed the IDEM RCG Residential Indoor Air Screening Level.
8. ǂ : Indicates that due to initial calibration verification percent differences, contiuning calibration percent differences, or results exceeding the calibration range, data were qualified as estimated, but still accepted, as inidicated in the Labaoratory Data Consultants, Inc data validation report dated October 16, 2018.
9. ϕ : Indicates that due to initial calibration verification percent differences, data were qualified as estimated, but still accepted, as inidicated in the Labaoratory Data Consultants, Inc data validation report dated October 12, 2018.

Table 11 (continued)
Residential Air Analytical Results
Former Bendix Facility
EPA ID # IND 044 587 848
Franklin, IN 46131

IDEM RCG Screening Levels (µg/m^3)	**Parameters**	**Air Sampling Locations (µg/m^3)**											
Residential Indoor Air	**Sample Location**	Indoor Air						Outside Ambient Air					
	Sample ID	IA-MF1 (Residence)			IA-MF2 (Residence)			AA-1 (Residence)			AA-2 Upwind (Residence)		
	Sample Date	10/04/2018-10/05/2018	3/11/2019 - 3/12/2019	2/27/2020 - 2/28/2020	10/04/2018-10/05/2018	3/11/2019 - 3/12/2019	2/27/2020 - 2/28/2020	10/04/2018-10/05/2018	3/11/2019 - 3/12/2019	2/27/2020 - 2/28/2020	10/04/2018-10/05/2018	3/11/2019 - 3/12/2019	2/27/2020 - 2/28/2020
18	1,1-Dichloroethane	<0.062	<0.060	<0.064	<0.066	<0.064	<0.064	<0.061	<0.059	NR	<0.069	<0.075	<0.059
1.1	1,2-Dichloroethane	0.12	0.15	0.16	0.071	0.25	0.16	0.065	0.083	NR	<0.069	0.093	0.12
N/A	cis-1,2-Dichloroethene	<0.061	<0.059	<0.062	<0.065	<0.062	<0.062	<0.060	<0.058	NR	<0.068	<0.074	<0.058
N/A	trans-1,2-Dichloroethene	<0.061 ϕ	<0.059	<0.062	<0.065 ϕ	<0.062	<0.062	<0.060 ϕ	<0.058	NR	<0.068 ϕ	0.086	<0.058
630	Methylene Chloride	<5.4	<5.2	<5.5	<5.7	<5.5	<5.5	<5.3	6.5	NR	10.2	7.2	<5.1
42	Tetrachloroethylene (PCE)	0.85	0.41	0.48	0.27	0.39	0.56	<0.10	0.32	NR	<0.12	0.36	0.17
5,200	1,1,1-Trichloroethane	0.16	<0.081	<0.086	0.14	<0.086	<0.086	<0.083	<0.080	NR	<0.093	<0.10	<0.080
2.1	Trichlorethylene (TCE)	0.68	<0.080	0.34	0.11	<0.085	0.11	<0.081	<0.079	NR	<0.092	0.37	<0.079
1.7	Vinyl Chloride	<0.040	<0.038	<0.040	<0.042	<0.040	<0.040	<0.039	<0.037	NR	<0.044	<0.048	<0.037
N/A	Total VOCs	1.81	0.56	0.98	0.591	0.64	0.83	0.065	6.903	NR	10.2	8.109	0.29

Notes:

1. All samples collected by IWM Consulting personnel and analyzed at Pace Analytical Services, LLC located in Minneapolis, MN.
2. All VOCs analyzed using EPA Method TO-15 except for TCE, 1,2-DCA, and Vinyl Chloride, which were analyzed using EPA Method TO-15 SIM.
3. All results in µg/m^3.
4. N/A: not applicable (risk-based screening levels have not been developed).
5. IWM Consulting personnel obtained all of the vapor samples utilizing a 6-liter summa canister equipped with an 24-hour flow regulator (~4.167 mL/minute flow rate).
6. Indiana Department of Environmental Management (IDEM) Remediation Closure Guide (RCG) Screening Levels correspond to the levels published in Appendix A, Table A-6 of the RCG, updated March 2, 2020.
7. **Shaded/Bolded** concentrations exceed the IDEM RCG Residential Indoor Air Screening Level.
8. NR: Not reported. Sample compromised at laboratory and sample results were not reported.
9. ϕ : Indicates that due to initial calibration verification percent differences, data were qualified as estimated, but still accepted, as inidicated in the Labaoratory Data Consultants, Inc data validation report dated October 12, 2018.

Table 11 (continued)
Residential Air Analytical Results
Former Bendix Facility
EPA ID # IND 044 587 848
Franklin, IN 46131

IDEM RCG Screening Levels (µg/m^3)	Parameters	Air Sampling Locations (µg/m^3)											
Residential Indoor Air	Sample Location	Indoor Air									Outside Ambient Air		
	Sample ID	IA-BM1 (Residence)			IA-FD1 (Residence)			IA-MF1 (Residence)			AA-1 (Residence)		
	Sample Date	9/20/2018 - 9/21/2018	1/31/2019 - 2/1/2019	1/29/2020 - 1/30/2020	9/20/2018 - 9/21/2018	1/31/2019 - 2/1/2019	1/29/2020 - 1/30/2020	9/20/2018 - 9/21/2018	1/31/2019 - 2/1/2019	1/29/2020 - 1/30/2020	9/20/2018 - 9/21/2018	1/31/2019 - 2/1/2019	1/29/2020 - 1/30/2020
18	1,1-Dichloroethane	<0.062	<0.061	<0.064	<0.061	<0.061	<0.061	<0.062	<0.061	<0.060	<0.066	<0.057	<0.057
1.1	1,2-Dichloroethane	**3.5 ǂ**	0.43	0.54	**3.6 ǂ**	0.43	0.53	**3.9 ǂ**	0.59	0.87	<0.066	0.089	0.10
N/A	cis-1,2-Dichloroethene	<0.061	<0.060	<0.062	<0.060	<0.060	<0.060	<0.061	<0.060	<0.059	<0.065	<0.056	<0.056
N/A	trans-1,2-Dichloroethene	<0.061	<0.060	<0.062	<0.060	<0.060	<0.060	<0.061	<0.060	<0.059	<0.065	<0.056	<0.056
630	Methylene Chloride	<5.4	<5.3	<5.5	<5.3	<5.3	<5.3	<5.4	5.6	<5.2	<5.7	<4.9	<4.9
42	Tetrachloroethylene (PCE)	0.30	<0.10	0.33	0.30	<0.10	0.24	0.68	<0.10	0.23	0.11	<0.096	0.22
5,200	1,1,1-Trichloroethane	0.90	0.22	0.35	0.90	0.23	0.33	0.90	0.26	0.33	<0.089	<0.077	<0.077
2.1	Trichlorethylene (TCE)	0.62	<0.081	0.13	0.62	<0.081	<0.081	0.66	<0.081	<0.080	0.091	<0.076	<0.076
1.7	Vinyl Chloride	<0.040	<0.039	<0.040	<0.039	<0.039	<0.039	<0.040	<0.039	<0.038	<0.042	<0.036	<0.036
N/A	Total VOCs	5.32	4.15	1.35	5.42	4.26	1.10	6.14	10.35	1.43	0.201	0.089	0.32

Notes:

1. All samples collected by IWM Consulting personnel and analyzed at Pace Analytical Services, LLC located in Minneapolis, MN.
2. All VOCs analyzed using EPA Method TO-15 except for TCE, 1,2-DCA, and Vinyl Chloride, which were analyzed using EPA Method TO-15 SIM.
3. All results in µg/m^3.
4. N/A: not applicable (risk-based screening levels have not been developed).
5. IWM Consulting personnel obtained all of the vapor samples utilizing a 6-liter summa canister equipped with an 24-hour flow regulator (~4.167 mL/minute flow rate).
6. Indiana Department of Environmental Management (IDEM) Remediation Closure Guide (RCG) Screening Levels correspond to the levels published in Appendix A, Table A-6 of the RCG, updated March 2, 2020.
7. **Shaded/Bolded** concentrations exceed the IDEM RCG Residential Indoor Air Screening Level.
8. NR: Not reported. Sample compromised at laboratory and sample results were not reported.
9. ǂ : Indicates that due to internal standard area, data were qualified as estimated, but still accepted, as inidicated in the Labaoratory Data Consultants, Inc data validation report dated October 5, 2018.

Table 11 (continued)
Residential Air Analytical Results
Former Bendix Facility
EPA ID # IND 044 587 848
Franklin, IN 46131

IDEM RCG Screening Levels (µg/m^3)	**Parameters**	**Air Sampling Locations (µg/m^3)**											
Residential Indoor Air	**Sample Location**	Outside Ambient Air			Indoor Air								
	Sample ID	AA-2 Upwind (Residence)			IA-MF1 (Residence)			IA-SF1 (Residence)			IA-CS1 (Residence)		
	Sample Date	9/20/2018 - 9/21/2018	1/31/2019 - 2/1/2019	1/29/2020 - 1/30/2020	9/5/2018 - 9/6/2018	2/13/2019 - 2/14/2019	2/20/2020 - 2/21/2020	9/5/2018 - 9/6/2018	2/13/2019 - 2/14/2019	2/20/2020 - 2/21/2020	9/5/2018 - 9/6/2018	2/13/2019 - 2/14/2019	2/20/2020 - 2/21/2020
18	1,1-Dichloroethane	<0.064	<0.074	<0.064	<0.059	<0.061	<0.075	<0.061	<0.064	<0.064	<0.062	<0.061	<0.28
1.1	1,2-Dichloroethane	<0.064	0.12	0.10	**3.8**	0.58	**1.5**	**3.9**	0.93	0.96	**2.2**	0.16	<0.28
N/A	cis-1,2-Dichloroethene	<0.062	<0.073	<0.062	<0.058	<0.060	<0.074 ǂ	<0.060	<0.062	<0.062 ǂ	<0.061	<0.060	<0.28 ǂ
N/A	trans-1,2-Dichloroethene	<0.062	<0.073	<0.062	0.12	<0.060	<0.074 ǂ	0.15	<0.062	<0.062 ǂ	0.12	<0.060	0.89 ǂ
630	Methylene Chloride	<5.5	18.6	6.0	<5.1	<5.3	<6.5	7.0	<5.5	<5.5	<5.4	<5.3	33.3
42	Tetrachloroethylene (PCE)	0.14	0.16	0.21	3.7	0.24	0.22	2.3	0.45	0.33	3.4	0.13	2.3
5,200	1,1,1-Trichloroethane	<0.086	<0.10	<0.086	0.094	<0.083	<0.10	<0.083	<0.086	<0.086	0.087	<0.083	<0.38
2.1	Trichlorethylene (TCE)	0.11	<0.098	<0.085	0.28	<0.081	<0.10	<0.081	<0.085	<0.085	0.17	<0.081	0.50
1.7	Vinyl Chloride	<0.040	<0.047	<0.040	<0.037	<0.039	<0.048	<0.039	<0.040	<0.040	<0.040	<0.039	<0.18
N/A	Total VOCs	0.25	18.88	6.31	7.994	0.82	1.72	13.35	1.38	1.29	5.98	0.29	36.99

Notes:

1. All samples collected by IWM Consulting personnel and analyzed at Pace Analytical Services, LLC located in Minneapolis, MN.
2. All VOCs analyzed using EPA Method TO-15 except for TCE, 1,2-DCA, and Vinyl Chloride, which were analyzed using EPA Method TO-15 SIM.
3. All results in µg/m^3.
4. N/A: not applicable (risk-based screening levels have not been developed).
5. IWM Consulting personnel obtained all of the vapor samples utilizing a 6-liter summa canister equipped with an 24-hour flow regulator (~4.167 mL/minute flow rate).
6. Indiana Department of Environmental Management (IDEM) Remediation Closure Guide (RCG) Screening Levels correspond to the levels published in Appendix A, Table A-6 of the RCG, updated March 2, 2020.
7. **Shaded/Bolded** concentrations exceed the IDEM RCG Residential Indoor Air Screening Level.
8. ǂ : Indicates that due to initial calibration verification percent differences, data were qualified as estimated, but still accepted, as inidicated in the Labaoratory Data Consultants, Inc data validation report dated February 28, 2020.

Table 11 (continued)
Residential Air Analytical Results
Former Bendix Facility
EPA ID # IND 044 587 848
Franklin, IN 46131

IDEM RCG Screening Levels (µg/m³)	**Parameters**	**Air Sampling Locations (µg/m³)**										
Residential Indoor Air	**Sample Location**	Indoor Air						Outside Ambient Air				
	Sample ID	IA-BM1 (Residence)			IA-FD1 (Residence)			AA-1 (Residence)			AA-2 Upwind (Residence)	
	Sample Date	9/5/2018 - 9/6/2018	2/13/2019 - 2/14/2019	2/20/2020 - 2/21/2020	9/5/2018 - 9/6/2018	2/13/2019 - 2/14/2019	2/20/2020 - 2/21/2020	9/5/2018 - 9/6/2018	2/13/2019 - 2/14/2019	2/20/2020 - 2/21/2020	9/5/2018 - 9/6/2018	2/13/2019 - 2/14/2019
18	1,1-Dichloroethane	<0.061	<0.062	<0.059	<0.061	<0.061	<0.083	<0.065	<0.062	<0.057	<0.064	<0.061
1.1	1,2-Dichloroethane	**3.1**	0.20	0.33	**2.7**	0.20	0.31	<0.065	0.11	0.083	0.23	0.11
N/A	cis-1,2-Dichloroethene	<0.060	<0.061	<0.058ǂ	<0.060	<0.060	<0.081ǂ	<0.064	<0.061	<0.056ǂ	<0.062	<0.060
N/A	trans-1,2-Dichloroethene	0.12	<0.061	<0.058ǂ	0.088	<0.060	<0.081ǂ	0.098	<0.061	<0.056ǂ	0.098	<0.060
630	Methylene Chloride	10.6	<5.4	<5.1	<5.3	<5.3	<7.1	<5.6	<5.4	<4.9	33.5	<5.3
42	Tetrachloroethylene (PCE)	4.1	0.14	0.27	4.1	0.14	0.18	0.43	<0.10	0.11	**110**	0.28
5,200	1,1,1-Trichloroethane	0.11	<0.084	<0.080	0.11	<0.083	<0.11	<0.088	<0.084	<0.077	1.8	<0.083
2.1	Trichlorethylene (TCE)	0.13	<0.083	<0.079	0.13	<0.081	<0.11	<0.086	<0.083	<0.076	**2.5**	<0.081
1.7	Vinyl Chloride	<0.039	<0.040	<0.037	<0.039	<0.039	<0.052	<0.041	<0.040	<0.036	<0.040	<0.039
N/A	Total VOCs	18.16	0.34	0.60	7.128	0.34	0.49	0.528	0.11	0.193	148.128	0.39

Notes:

1. All samples collected by IWM Consulting personnel and analyzed at Pace Analytical Services, LLC located in Minneapolis, MN.
2. All VOCs analyzed using EPA Method TO-15 except for TCE, 1,2-DCA, and Vinyl Chloride, which were analyzed using EPA Method TO-15 SIM.
3. All results in µg/m³.
4. N/A: not applicable (risk-based screening levels have not been developed).
5. IWM Consulting personnel obtained all of the vapor samples utilizing a 6-liter summa canister equipped with an 24-hour flow regulator (~4.167 mL/minute flow rate).
6. Indiana Department of Environmental Management (IDEM) Remediation Closure Guide (RCG) Screening Levels correspond to the levels published in Appendix A, Table A-6 of the RCG, updated March 2, 2020.
7. **Shaded/Bolded** concentrations exceed the IDEM RCG Residential Indoor Air Screening Level.
8. ǂ : Indicates that due to initial calibration verification percent differences, data were qualified as estimated, but still accepted, as inidicated in the Labaoratory Data Consultants, Inc data validation report dated February 28, 2020.

Table 11 (continued)
Residential Air Analytical Results
Former Bendix Facility
EPA ID # IND 044 587 848
Franklin, IN 46131

IDEM RCG Screening Levels (µg/m^3)	**Parameters**	**Air Sampling Locations (µg/m^3)**											
Residential Indoor Air	**Sample Location**	Indoor Air									Outside Ambient Air		
	Sample ID	IA-MF1 (Residence)			IA-FD1 (Residence)	IA-MF2 (Residence)			IA-FD1 (Residence)		AA-1 (Residence)		
	Sample Date	9/20/2018 - 9/21/2018	3/12/2019 - 3/13/2019	1/14/2020 - 1/15/2020	9/20/2018 - 9/21/2018	9/20/2018 - 9/21/2018	3/12/2019 - 3/13/2019	1/14/2020 - 1/15/2020	3/12/2019 - 3/13/2019	1/14/2020 - 1/15/2020	9/20/2018 - 9/21/2018	3/12/2019 - 3/13/2019	1/14/2020 - 1/15/2020
18	1,1-Dichloroethane	<0.10	<0.064	<0.060	<0.062	<0.061	<0.059	<0.064	<0.059	<0.065	<0.066	<0.058	<0.062
1.1	1,2-Dichloroethane	**1.2**	0.78	0.53	**1.3**	**1.1**	0.45	0.35	0.44	0.32	0.071	0.080	0.088
N/A	cis-1,2-Dichloroethene	<0.10	<0.062	<0.059	<0.061	<0.060	<0.058	<0.062	<0.058	<0.064	<0.065	<0.057	<0.061
N/A	trans-1,2-Dichloroethene	<0.10	<0.062	<0.059	<0.061	<0.060	<0.058	<0.062	<0.058	<0.064	<0.065	<0.057	<0.061
630	Methylene Chloride	<8.9	6.7	8.7	<5.4	<5.3	<5.1	<5.5	<5.1	<5.6	<5.7	<5.0	10.4
42	Tetrachloroethylene (PCE)	0.26	0.46	2.3	0.36	0.28	0.51	1.9	0.52	2.1	0.21	<0.097	2.1
5,200	1,1,1-Trichloroethane	<0.14	<0.086	<0.081	<0.084	<0.083	<0.080	0.094	<0.080	0.088	<0.089	<0.078	<0.084
2.1	Trichlorethylene (TCE)	<0.14	<0.085	0.36	<0.083	<0.081	<0.079	0.089	<0.079	0.097	**4.1ǂ**	<0.077	0.12
1.7	Vinyl Chloride	<0.066	<0.040	<0.038	<0.040	<0.039	<0.037	<0.040	<0.037	<0.041	<0.042	<0.037	<0.040
N/A	Total VOCs	1.46	7.94	11.89	1.66	1.38	0.96	2.433	0.96	2.605	4.381	0.080	12.708

Notes:

1. All samples collected by IWM Consulting personnel and analyzed at Pace Analytical Services, LLC located in Minneapolis, MN.

2. All VOCs analyzed using EPA Method TO-15 except for TCE, 1,2-DCA, and Vinyl Chloride, which were analyzed using EPA Method TO-15 SIM.

3. All results in µg/m^3.

4. N/A: not applicable (risk-based screening levels have not been developed).

5. IWM Consulting personnel obtained all of the vapor samples utilizing a 6-liter summa canister equipped with an 24-hour flow regulator (~4.167 mL/minute flow rate).

6. Indiana Department of Environmental Management (IDEM) Remediation Closure Guide (RCG) Screening Levels correspond to the levels published in Appendix A, Table A-6 of the RCG, updated March 2, 2020.

7. **Shaded/Bolded** concentrations exceed the IDEM RCG Residential Indoor Air Screening Level.

10. ǂ : Indicates that due to internal standard area, data were qualified as estimated, but still accepted, as inidicated in the Labaoratory Data Consultants, Inc data validation report dated October 5, 2018.

Table 11 (continued)
Residential Air Analytical Results
Former Bendix Facility
EPA ID # IND 044 587 848
Franklin, IN 46131

IDEM RCG Screening Levels (µg/m^3)	**Parameters**	**Air Sampling Locations (µg/m^3)**											
Residential Indoor Air	**Sample Location**	Outside Ambient Air			Indoor Air				Outside Ambient Air		Indoor Air		
	Sample ID	AA-2 Upwind (Residence)			IA-BM1 (Residence)	IA-FD1 (Residence)	IA-MF1 (Residence)	IA-SF1 (Residence)	AA-1 (Residence)	AA-2 Upwind (Residence)	IA - CS1 (Residence)		
	Sample Date	9/20/2018 - 9/21/2018	3/12/2019 - 3/13/2019	1/14/2020 - 1/15/2020	1/7/2020 - 1/8/2020	1/7/2020 - 1/8/2020	1/7/2020 - 1/8/2020	1/7/2020 - 1/8/2020	1/7/2020 - 1/8/2020	1/7/2020 - 1/8/2020	10/24/2018-10/25/2018	3/12/2019 - 3/13/2019	1/7/2020 - 1/8/2020
18	1,1-Dichloroethane	<0.062	<0.059	<0.062	<0.064	<0.064	<0.042	<0.059	<0.057	<0.059	<0.065	<0.064	<0.17
1.1	1,2-Dichloroethane	<0.062	0.081	0.079	0.12	0.10	0.16	0.13	0.085	0.084	0.081	0.094	<0.17
N/A	cis-1,2-Dichloroethene	<0.061	<0.058	<0.061	<0.062	<0.062	0.11	0.26	<0.056	<0.058	<0.064	<0.062	<0.16
N/A	trans-1,2-Dichloroethene	<0.061	<0.058	<0.061	<0.062	<0.062	<0.041	<0.058	<0.056	<0.058	<0.064	<0.062	<0.16
630	Methylene Chloride	<5.4	<5.1	<5.4	<5.5	<5.5	7.7	<5.1	<4.9	<5.1	<5.6	<5.5	35.3
42	Tetrachloroethylene (PCE)	<0.10	<0.099	1.8	2.3	2.2	1.5	2.1	<0.096	<0.099	1.2	2.6	3.0
5,200	1,1,1-Trichloroethane	<0.084	<0.080	<0.084	<0.086	<0.086	0.076	0.14	<0.077	<0.080	<0.088	0.11	<0.23
2.1	Trichlorethylene (TCE)	<0.083	<0.079	<0.083	<0.085	<0.085	0.13	0.28	<0.076	0.12	<0.086	<0.085	<0.22
1.7	Vinyl Chloride	<0.040	<0.037	<0.040	<0.040	<0.040	<0.026	<0.037	<0.036	<0.037	<0.041	<0.040	<0.11
N/A	Total VOCs	0	0.081	1.879	2.42	2.30	9.676	2.91	0.085	0.204	1.281	2.804	38.3

Notes:

1. All samples collected by IWM Consulting personnel and analyzed at Pace Analytical Services, LLC located in Minneapolis, MN.
2. All VOCs analyzed using EPA Method TO-15 except for TCE, 1,2-DCA, and Vinyl Chloride, which were analyzed using EPA Method TO-15 SIM.
3. All results in µg/m^3.
4. N/A: not applicable (risk-based screening levels have not been developed).
5. IWM Consulting personnel obtained all of the vapor samples utilizing a 6-liter summa canister equipped with an 24-hour flow regulator (~4.167 mL/minute flow rate).
6. Indiana Department of Environmental Management (IDEM) Remediation Closure Guide (RCG) Screening Levels correspond to the levels published in Appendix A, Table A-6 of the RCG, updated March 2, 2020.
7. **Shaded/Bolded** concentrations exceed the IDEM RCG Residential Indoor Air Screening Level.

Table 11 (continued)
Residential Air Analytical Results
Former Bendix Facility
EPA ID # IND 044 587 848
Franklin, IN 46131

IDEM RCG Screening Levels (µg/m^3)	**Parameters**	**Air Sampling Locations (µg/m^3)**											
Residential Indoor Air	**Sample Location**	Indoor Air									Outside Ambient Air		
	Sample ID	IA-FD1 (Residence)			IA-MF1 (Residence)			IA-MF2 (Residence)			AA-1 (Residence)		
	Sample Date	10/24/2018-10/25/2018	3/12/2019 - 3/13/2019	1/7/2020 - 1/8/2020	10/24/2018-10/25/2018	3/12/2019 - 3/13/2019	1/7/2020 - 1/8/2020	10/24/2018-10/25/2018	3/12/2019 - 3/13/2019	1/7/2020 - 1/8/2020	10/24/2018-10/25/2018	3/12/2019 - 3/13/2019	1/7/2020 - 1/8/2020
18	1,1-Dichloroethane	<0.060	<0.060	<0.061	<0.067	<0.060	<0.059	<0.061	<0.060	<0.061	<0.060	<0.059	<0.059
1.1	1,2-Dichloroethane	0.083	0.088	0.093	0.27	0.19	0.18	0.13	0.13	0.12	0.066	0.081	0.083
N/A	cis-1,2-Dichloroethene	<0.059	0.16	<0.060	<0.066	<0.059	<0.058	<0.060	<0.059	<0.060	<0.059	<0.058	<0.058
N/A	trans-1,2-Dichloroethene	<0.059	<0.059	<0.060	<0.066	<0.059	<0.058	<0.060	<0.059	<0.060	<0.059	<0.058	<0.058
630	Methylene Chloride	<5.2	<5.2	<5.3	<5.8	5.4	<5.1	<5.3	<5.2	9.3	<5.2	6.7	8.2
42	Tetrachloroethylene (PCE)	1.2	2.5	2.1	2.0	3.8	2.8	2.4	4.7	3.4	0.18	<0.099	<0.099
5,200	1,1,1-Trichloroethane	<0.081	0.11	0.13	<0.091	0.11	0.13	0.098	0.12	0.15	<0.081	<0.080	<0.080
2.1	Trichlorethylene (TCE)	<0.080	0.29	<0.081	<0.090	<0.080	0.10	<0.081	0.099	<0.081	<0.080	<0.079	<0.079
1.7	Vinyl Chloride	<0.038	<0.038	<0.039	<0.043	<0.038	<0.037	<0.039	<0.038	<0.039	<0.038	<0.037	<0.037
N/A	Total VOCs	1.283	3.148	2.323	2.27	9.50	3.21	2.628	5.049	12.97	0.246	6.781	8.283

Notes:

1. All samples collected by IWM Consulting personnel and analyzed at Pace Analytical Services, LLC located in Minneapolis, MN.
2. All VOCs analyzed using EPA Method TO-15 except for TCE, 1,2-DCA, and Vinyl Chloride, which were analyzed using EPA Method TO-15 SIM.
3. All results in µg/m^3.
4. N/A: not applicable (risk-based screening levels have not been developed).
5. IWM Consulting personnel obtained all of the vapor samples utilizing a 6-liter summa canister equipped with an 24-hour flow regulator (~4.167 mL/minute flow rate).
6. Indiana Department of Environmental Management (IDEM) Remediation Closure Guide (RCG) Screening Levels correspond to the levels published in Appendix A, Table A-6 of the RCG, updated March 2, 2020.
7. **Shaded/Bolded** concentrations exceed the IDEM RCG Residential Indoor Air Screening Level.

Table 11 (continued)
Residential Air Analytical Results
Former Bendix Facility
EPA ID # IND 044 587 848
Franklin, IN 46131

IDEM RCG Screening Levels (µg/m^3)	**Parameters**	**Air Sampling Locations (µg/m^3)**										
Residential Indoor Air	**Sample Location**	Outside Ambient Air		Indoor Air								
	Sample ID	AA-2 upwind (Residence)		IA-MF1 (Residence)			IA-FD1 (Residence)			IA-MF2 (Residence)		
	Sample Date	3/12/2019 - 3/13/2019	1/7/2020 - 1/8/2020	9/26/2018 - 9/27/2018	2/25/2019 - 2/26/2019	2/5/2020 - 2/6/2020	9/26/2018 - 9/27/2018	2/25/2019 - 2/26/2019	2/5/2020 - 2/6/2020	9/26/2018 - 9/27/2018	2/25/2019 - 2/26/2019	2/5/2020 - 2/6/2020
18	1,1-Dichloroethane	<0.060	<0.059	<0.061	<0.062	<0.072	<0.061	<0.064	<0.066	<0.064	<0.061	<0.28
1.1	1,2-Dichloroethane	0.080	0.082	0.42	0.19	0.25	0.43	0.19	0.25	0.87	0.17	<0.28
N/A	cis-1,2-Dichloroethene	<0.059	<0.058	<0.060	<0.061	0.082	<0.060	<0.062	0.080	<0.062	<0.060	<0.28
N/A	trans-1,2-Dichloroethene	<0.059	<0.058	<0.060ǂ	<0.061	<0.071	<0.060ǂ	<0.062	<0.065	<0.062ǂ	<0.060	<0.28
630	Methylene Chloride	5.2	<5.1	<5.3	<5.4	<6.2	6.4	6.3	<5.7	<5.5	<5.3	32.3
42	Tetrachloroethylene (PCE)	<0.10	<0.099	3.0	0.83	0.44	0.37	0.81	0.45	0.35	0.84	0.74
5,200	1,1,1-Trichloroethane	<0.081	<0.080	0.26	0.16	<0.097	<0.083	0.16	<0.089	<0.086	0.17	<0.38
2.1	Trichlorethylene (TCE)	<0.080	<0.079	0.98	0.22	0.12	0.17	0.19	0.11	0.14	0.16	<0.37
1.7	Vinyl Chloride	<0.038	<0.037	<0.039	<0.040	<0.046	0.041	<0.040	<0.042	<0.040	<0.039	<0.18
N/A	Total VOCs	5.280	0.082	4.66	1.40	0.892	7.411	7.65	0.890	1.36	1.34	33.04

Notes:

1. All samples collected by IWM Consulting personnel and analyzed at Pace Analytical Services, LLC located in Minneapolis, MN.
2. All VOCs analyzed using EPA Method TO-15 except for TCE, 1,2-DCA, and Vinyl Chloride, which were analyzed using EPA Method TO-15 SIM.
3. All results in µg/m^3.
4. N/A: not applicable (risk-based screening levels have not been developed).
5. IWM Consulting personnel obtained all of the vapor samples utilizing a 6-liter summa canister equipped with an 24-hour flow regulator (~4.167 mL/minute flow rate).
6. Indiana Department of Environmental Management (IDEM) Remediation Closure Guide (RCG) Screening Levels correspond to the levels published in Appendix A, Table A-6 of the RCG, updated March 2, 2020.
7. **Shaded/Bolded** concentrations exceed the IDEM RCG Residential Indoor Air Screening Level.
8. ǂ : Indicates that due to initial calibration verification percent differences or contiuning calibration percent differences, data were qualified as estimated, but still accepted, as inidicated in the Labaoratory Data Consultants, Inc data validation reports dated October 12, 2018.

Table 11 (continued)
Residential Air Analytical Results
Former Bendix Facility
EPA ID # IND 044 587 848
Franklin, IN 46131

IDEM RCG Screening Levels (µg/m^3)	**Parameters**	**Air Sampling Locations (µg/m^3)**											
Residential Indoor Air	**Sample Location**	Outside Ambient Air						Indoor Air					
	Sample ID	AA-1 (Residence)			AA-2 Upwind (Residence)			IA-CS1 (Residence)			IA-FD1 (Residence)		
	Sample Date	9/26/2018 - 9/27/2018	2/25/2019 - 2/26/2019	2/5/2020 - 2/6/2020	9/26/2018 - 9/27/2018	2/25/2019 - 2/26/2019	2/5/2020 - 2/6/2020	11/12/2018-11/13/2018	3/11/2019 - 3/12/2019	1/28/2020 - 1/29/2020	11/12/2018-11/13/2018	3/11/2019 - 3/12/2019	1/28/2020 - 1/29/2020
18	1,1-Dichloroethane	<0.061	<0.059	<0.19	<0.061	<0.061	<0.21	<0.061	<0.060	<0.075	<0.062	<0.064	<0.059
1.1	1,2-Dichloroethane	0.079	0.12	<0.19	0.078	0.12	<0.21	0.13	0.13	0.14	0.15	0.13	0.13
N/A	cis-1,2-Dichloroethene	<0.060	<0.058	<0.18	<0.060	0.064	<0.21	<0.060	<0.059	<0.074	<0.061	<0.062	<0.058
N/A	trans-1,2-Dichloroethene	<0.060 ǂ	<0.058	<0.18	<0.060 ǂ	0.09	<0.21	<0.060	<0.059	<0.074	<0.061	<0.062	<0.058
630	Methylene Chloride	8.1	<5.1	95.5	<5.3	<5.3	35.7	<5.3	<5.2	<6.5	<5.4	<5.5	<5.1
42	Tetrachloroethylene (PCE)	0.18	0.32	0.47	0.17	0.45	0.41	0.13	0.21	0.31	0.15	0.26	0.19
5,200	1,1,1-Trichloroethane	<0.083	<0.080	<0.25	<0.083	<0.083	<0.28	0.59	0.63	0.40	0.59	0.63	0.41
2.1	Trichlorethylene (TCE)	0.59	0.12	<0.25	<0.081	0.11	<0.28	0.41	0.89	0.36	0.45	0.88	0.32
1.7	Vinyl Chloride	<0.039	<0.037	<0.12	<0.039	<0.039	<0.13	<0.039	<0.038	<0.048	<0.040	<0.040	<0.037
N/A	Total VOCs	8.949	0.56	95.97	0.248	0.829	36.11	1.26	1.86	1.21	1.34	1.90	1.05

Notes:

1. All samples collected by IWM Consulting personnel and analyzed at Pace Analytical Services, LLC located in Minneapolis, MN.
2. All VOCs analyzed using EPA Method TO-15 except for TCE, 1,2-DCA, and Vinyl Chloride, which were analyzed using EPA Method TO-15 SIM.
3. All results in µg/m^3.
4. N/A: not applicable (risk-based screening levels have not been developed).
5. IWM Consulting personnel obtained all of the vapor samples utilizing a 6-liter summa canister equipped with an 24-hour flow regulator (~4.167 mL/minute flow rate).
6. Indiana Department of Environmental Management (IDEM) Remediation Closure Guide (RCG) Screening Levels correspond to the levels published in Appendix A, Table A-6 of the RCG, updated March 2, 2020.
7. **Shaded/Bolded** concentrations exceed the IDEM RCG Residential Indoor Air Screening Level.
8. ǂ : Indicates that due to initial calibration verification percent differences or contiuning calibration percent differences, data were qualified as estimated, but still accepted, as inidicated in the Labaoratory Data Consultants, Inc data validation reports dated October 12, 2018.

Table 11 (continued)
Residential Air Analytical Results
Former Bendix Facility
EPA ID # IND 044 587 848
Franklin, IN 46131

IDEM RCG Screening Levels (µg/m^3)	**Parameters**	**Air Sampling Locations (µg/m^3)**										
Residential Indoor Air	**Sample Location**	Indoor Air			Outside Ambient Air					Indoor Air		
	Sample ID	IA-MF1 (Residence)			AA-1 (Residence)			AA-2 Upwind (Residence)		IA-MF1 (Residence)		
	Sample Date	11/12/2018-11/13/2018	3/11/2019 - 3/12/2019	1/28/2020 - 1/29/2020	11/12/2018-11/13/2018	3/11/2019 - 3/12/2019	1/28/2020 - 1/29/2020	11/12/2018-11/13/2018	3/11/2019 - 3/12/2019	10/01/2018 - 10/02/2018	3/18/2019 - 3/19/2019	2/18/2020 - 2/19/2020
18	1,1-Dichloroethane	<0.062	<0.061	<0.061	<0.055	<0.059	<0.055	<0.057	<0.059	<0.060 ǂ	<0.061	<0.064
1.1	1,2-Dichloroethane	0.16	0.14	0.26	0.070	0.088	0.11	0.075	0.081	0.67	0.12	0.12
N/A	cis-1,2-Dichloroethene	<0.061	<0.060	<0.060	<0.054	3.7	<0.054	<0.056	<0.058	<0.059	<0.060	<0.062 ϕ
N/A	trans-1,2-Dichloroethene	<0.061	<0.060	<0.060	<0.054	0.077	<0.054	<0.056	<0.058	<0.059	<0.060	<0.062 ϕ
630	Methylene Chloride	<5.4	<5.3	<5.3	<4.7	<5.1	6.0	<4.9	<5.1	<5.2	<5.3	<5.5
42	Tetrachloroethylene (PCE)	0.11	0.18	0.19	0.12	0.29	0.43	0.10	0.21	3.9	0.68	0.48
5,200	1,1,1-Trichloroethane	0.37	0.28	0.24	<0.074	<0.080	<0.074	<0.077	<0.080	0.11	<0.083	0.11
2.1	Trichlorethylene (TCE)	0.32	0.38	0.22	0.075	0.35	0.39	<0.076	<0.079	0.17 ǂ	<0.081	0.14
1.7	Vinyl Chloride	<0.040	<0.039	<0.039	<0.035	<0.037	<0.035	<0.036	<0.037	<0.038	<0.039	<0.040
N/A	Total VOCs	0.96	0.98	0.91	0.265	4.505	6.93	0.175	0.291	4.85	0.80	0.85

Notes:

1. All samples collected by IWM Consulting personnel and analyzed at Pace Analytical Services, LLC located in Minneapolis, MN.
2. All VOCs analyzed using EPA Method TO-15 except for TCE, 1,2-DCA, and Vinyl Chloride, which were analyzed using EPA Method TO-15 SIM.
3. All results in µg/m^3.
4. N/A: not applicable (risk-based screening levels have not been developed).
5. IWM Consulting personnel obtained all of the vapor samples utilizing a 6-liter summa canister equipped with an 24-hour flow regulator (~4.167 mL/minute flow rate).
6. Indiana Department of Environmental Management (IDEM) Remediation Closure Guide (RCG) Screening Levels correspond to the levels published in Appendix A, Table A-6 of the RCG, updated March 2, 2020.
7. **Shaded/Bolded** concentrations exceed the IDEM RCG Residential Indoor Air Screening Level.
8. ǂ : Indicates that due to initial calibration verification percent differences, data were qualified as estimated, but still accepted, as inidicated in the Labaoratory Data Consultants, Inc data validation report dated October 11, 2018.
9. ϕ : Indicates that due to initial calibration verification percent differences, data were qualified as estimated, but still accepted, as inidicated in the Labaoratory Data Consultants, Inc data validation report dated February 28, 2020.

Table 11 (continued)
Residential Air Analytical Results
Former Bendix Facility
EPA ID # IND 044 587 848
Franklin, IN 46131

IDEM RCG Screening Levels (µg/m^3)	**Parameters**	**Air Sampling Locations (µg/m^3)**											
Residential Indoor Air	**Sample Location**	Indoor Air											
	Sample ID	IA-FD1 (Residence)			IA-MF2 (Residence)			IA-MF3 (Residence)			IA-MF4 (Residence)		
	Sample Date	10/01/2018 - 10/02/2018	3/18/2019 - 3/19/2019	2/18/2020 - 2/19/2020	10/01/2018 - 10/02/2018	3/18/2019 - 3/19/2019	2/18/2020 - 2/19/2020	10/01/2018 - 10/02/2018	3/18/2019 - 3/19/2019	2/18/2020 - 2/19/2020	10/01/2018 - 10/02/2018	3/18/2019 - 3/19/2019	2/18/2020 - 2/19/2020
18	1,1-Dichloroethane	<0.064 ǂ	<0.061	<0.066	<0.061 ǂ	<0.061	<0.064	<0.061 ǂ	<0.060	<0.061	<0.090 ǂ	<0.060	<0.066
1.1	1,2-Dichloroethane	<0.064	0.12	0.12	<0.061	0.13	0.13	0.65	0.13	0.13	<0.090	0.094	0.10
N/A	cis-1,2-Dichloroethene	<0.062	<0.060	<0.065 ϕ	<0.060	<0.060	0.092 ϕ	<0.060	<0.059	<0.060 ϕ	<0.088	<0.059	<0.065 ϕ
N/A	trans-1,2-Dichloroethene	<0.062	<0.060	<0.065 ϕ	<0.060	<0.060	<0.062 ϕ	<0.060	<0.059	<0.060 ϕ	<0.088	<0.059	<0.065 ϕ
630	Methylene Chloride	<5.5	<5.3	<5.7	<5.3	<5.3	<5.5	<5.3	<5.2	23.5	<7.7	<5.2	<5.7
42	Tetrachloroethylene (PCE)	4.4	0.67	0.52	4.7	0.49	0.79	4.4	0.46	0.62	2.7	0.31	0.39
5,200	1,1,1-Trichloroethane	0.11	<0.083	0.11	0.13	0.10	0.18	0.11	0.091	0.17	<0.12	<0.081	<0.089
2.1	Trichlorethylene (TCE)	1.2 ǂ	<0.081	0.14	0.19 ǂ	0.13	0.31	0.32 ǂ	0.15	0.29	0.13 ǂ	<0.080	<0.088
1.7	Vinyl Chloride	<0.040	<0.039	<0.042	<0.039	<0.039	<0.040	<0.039	<0.038	<0.039	<0.057	<0.038	<0.042
N/A	Total VOCs	5.71	0.79	0.89	5.02	0.85	1.502	5.48	0.831	24.71	2.83	0.404	0.49

Notes:

1. All samples collected by IWM Consulting personnel and analyzed at Pace Analytical Services, LLC located in Minneapolis, MN.
2. All VOCs analyzed using EPA Method TO-15 except for TCE, 1,2-DCA, and Vinyl Chloride, which were analyzed using EPA Method TO-15 SIM.
3. All results in µg/m^3.
4. N/A: not applicable (risk-based screening levels have not been developed).
5. IWM Consulting personnel obtained all of the vapor samples utilizing a 6-liter summa canister equipped with an 24-hour flow regulator (~4.167 mL/minute flow rate).
6. Indiana Department of Environmental Management (IDEM) Remediation Closure Guide (RCG) Screening Levels correspond to the levels published in Appendix A, Table A-6 of the RCG, updated March 2, 2020.
7. **Shaded/Bolded** concentrations exceed the IDEM RCG Residential Indoor Air Screening Level.
8. ǂ : Indicates that due to initial calibration verification percent differences, data were qualified as estimated, but still accepted, as inidicated in the Labaoratory Data Consultants, Inc data validation report dated October 11, 2018.
9. ϕ : Indicates that due to initial calibration verification percent differences, data were qualified as estimated, but still accepted, as inidicated in the Labaoratory Data Consultants, Inc data validation report dated February 28, 2020.

Table 11 (continued)
Residential Air Analytical Results
Former Bendix Facility
EPA ID # IND 044 587 848
Franklin, IN 46131

IDEM RCG Screening Levels (µg/m^3)	Parameters	Air Sampling Locations (µg/m^3)											
Residential Indoor Air	Sample Location	Outside Ambient Air						Indoor Air					
	Sample ID	AA-1 (Residence)			AA-2 Upwind (Residence)			IA-MF1 (Residence)			IA-FD1 (Residence)		
	Sample Date	10/01/2018 - 10/02/2018	3/18/2019 - 3/19/2019	2/18/2020 - 2/19/2020	10/01/2018 - 10/02/2018	3/18/2019 - 3/19/2019	2/18/2020 - 2/19/2020	9/26/2018 - 9/27/2018	3/11/2019 - 3/12/2019	2/3/2020 - 2/4/2020	9/26/2018 - 9/27/2018	3/11/2019 - 3/12/2019	2/3/2020 - 2/4/2020
18	1,1-Dichloroethane	<0.061 ǂ	<0.060	<0.061	<0.062 ǂ	<0.061	<0.061	<0.064	<0.066	<0.062	<0.064	<0.066	<0.064
1.1	1,2-Dichloroethane	0.10	0.088	0.096	0.091	0.093	0.095	**6.2**	**1.3**	**1.1**	**6.6**	**1.3**	**1.1**
N/A	cis-1,2-Dichloroethene	<0.060	<0.059	<0.060 ϕ	<0.061	<0.060	<0.060 ϕ	<0.062	<0.065	<0.061	<0.062	<0.065	<0.062
N/A	trans-1,2-Dichloroethene	<0.060	<0.059	<0.060 ϕ	<0.061	<0.060	<0.060 ϕ	0.14 ǂǂ	<0.065	<0.061	0.12 ǂǂ	<0.065	<0.062
630	Methylene Chloride	<5.3	<5.2	<5.3	<5.4	<5.3	<5.3	8.9	<5.7	<5.4	6.5	<5.7	<5.5
42	Tetrachloroethylene (PCE)	0.37	0.24	0.22	<0.10	0.21	0.37	5.4	7.3	2.6	5.9	7.0	2.5
5,200	1,1,1-Trichloroethane	<0.083	<0.081	<0.083	<0.084	<0.083	<0.083	0.24	1.3	0.40	0.25	1.3	0.40
2.1	Trichlorethylene (TCE)	0.088 ǂ	0.098	<0.081	<0.083 ǂ	<0.081	<0.081	0.50	0.99	0.28	0.55	0.98	0.55
1.7	Vinyl Chloride	<0.039	<0.038	<0.039	<0.040	<0.039	<0.039	<0.040	<0.042	<0.040	<0.040	<0.042	<0.040
N/A	Total VOCs	0.558	0.426	0.316	0.091	0.303	0.465	21.38	10.89	4.38	19.92	10.58	4.55

Notes:

1. All samples collected by IWM Consulting personnel and analyzed at Pace Analytical Services, LLC located in Minneapolis, MN.
2. All VOCs analyzed using EPA Method TO-15 except for TCE, 1,2-DCA, and Vinyl Chloride, which were analyzed using EPA Method TO-15 SIM.
3. All results in µg/m^3.
4. N/A: not applicable (risk-based screening levels have not been developed).
5. IWM Consulting personnel obtained all of the vapor samples utilizing a 6-liter summa canister equipped with an 24-hour flow regulator (~4.167 mL/minute flow rate).
6. Indiana Department of Environmental Management (IDEM) Remediation Closure Guide (RCG) Screening Levels correspond to the levels published in Appendix A, Table A-6 of the RCG, updated March 2, 2020.
7. **Shaded/Bolded** concentrations exceed the IDEM RCG Residential Indoor Air Screening Level.
8. ǂ : Indicates that due to initial calibration verification percent differences, data were qualified as estimated, but still accepted, as inidicated in the Labaoratory Data Consultants, Inc data validation report dated October 11, 2018.
9. ϕ : Indicates that due to initial calibration verification percent differences, data were qualified as estimated, but still accepted, as inidicated in the Labaoratory Data Consultants, Inc data validation report dated February 28, 2020.
10. ǂǂ : Indicates that due to initial calibration verification percent differences, contiuning calibration percent differences, or laboratory control samples percent recoveries, data were qualified as estimated, but still accepted, as inidicated in the Labaoratory Data Consultants, Inc data validation report dated October 12, 2018.

Table 11 (continued)
Residential Air Analytical Results
Former Bendix Facility
EPA ID # IND 044 587 848
Franklin, IN 46131

IDEM RCG Screening Levels (µg/m^3)	Parameters	Air Sampling Locations (µg/m^3)										
Residential Indoor Air	Sample Location	Indoor Air			Outdoor Ambient Air						Indoor Air	
	Sample ID	IA-MF2 (Residence)			AA-1 (Residence)			AA-2 Upwind (Residence)			IA-BM1 (Residence)	
	Sample Date	9/26/2018 - 9/27/2018	3/11/2019 - 3/12/2019	2/3/2020 - 2/4/2020	9/26/2018 - 9/27/2018	3/11/2019 - 3/12/2019	2/3/2020 - 2/4/2020	9/26/2018 - 9/27/2018	3/11/2019 - 3/12/2019	2/3/2020 - 2/4/2020	4/24/2019 - 4/25/2019	3/2/2020 - 3/3/2020
18	1,1-Dichloroethane	<0.066	<0.064	<0.066	<0.061	<0.061	<0.064	<0.061	<0.059	<0.061	<0.059	<0.061
1.1	1,2-Dichloroethane	**6.7**	**1.1**	**1.1**	0.076	0.085	0.11	0.083	0.081	0.11	0.097	**4.1**
N/A	cis-1,2-Dichloroethene	0.10	<0.062	<0.065	<0.060	<0.060	<0.062	0.076	<0.058	<0.060	<0.058	<0.060
N/A	trans-1,2-Dichloroethene	0.13 ⇓	<0.062	<0.065	0.091 ⇓	<0.060	<0.062	0.10 ⇓	<0.058	<0.060	<0.058	<0.060
630	Methylene Chloride	7.9	<5.5	<5.7	<5.3	6.3	<5.5	<5.3	<5.1	<5.3	<5.1	<5.3
42	Tetrachloroethylene (PCE)	6.0	6.9	2.2	0.28	0.28	0.21	0.54	0.26	0.11	0.18	2.0
5,200	1,1,1-Trichloroethane	0.25	1.4	0.39	<0.083	<0.083	<0.086	0.14	<0.080	<0.083	<0.080	<0.083
2.1	Trichlorethylene (TCE)	0.53	1.0	0.25	0.093	0.17	0.27	**2.2**	<0.079	0.16	<0.079	0.12
1.7	Vinyl Chloride	<0.042	<0.040	<0.042	<0.039	<0.039	<0.040	<0.039	<0.037	<0.039	<0.037	<0.039
N/A	Total VOCs	21.61	10.4	3.94	0.540	6.835	0.59	3.139	0.341	0.38	0.277	6.22

Notes:

1. All samples collected by IWM Consulting personnel and analyzed at Pace Analytical Services, LLC located in Minneapolis, MN.
2. All VOCs analyzed using EPA Method TO-15 except for TCE, 1,2-DCA, and Vinyl Chloride, which were analyzed using EPA Method TO-15 SIM.
3. All results in µg/m^3.
4. N/A: not applicable (risk-based screening levels have not been developed).
5. IWM Consulting personnel obtained all of the vapor samples utilizing a 6-liter summa canister equipped with an 24-hour flow regulator (~4.167 mL/minute flow rate).
6. Indiana Department of Environmental Management (IDEM) Remediation Closure Guide (RCG) Screening Levels correspond to the levels published in Appendix A, Table A-6 of the RCG, updated March 2, 2020.
7. **Shaded/Bolded** concentrations exceed the IDEM RCG Residential Indoor Air Screening Level.
8. ⇓ : Indicates that due to initial calibration verification percent differences, contiuning calibration percent differences, or laboratory control samples percent recoveries, data were qualified as estimated, but still accepted, as inidicated in the Labaoratory Data Consultants, Inc data validation report dated October 12, 2018.

Table 11 (continued)
Residential Air Analytical Results
Former Bendix Facility
EPA ID # IND 044 587 848
Franklin, IN 46131

IDEM RCG Screening Levels (µg/m³)	**Parameters**	**Air Sampling Locations (µg/m³)**										
Residential Indoor Air	**Sample Location**	Indoor Air				Outside Ambient Air				Indoor Air		
	Sample ID	IA-FD1 (Residence)		IA-MF1 (Residence)		AA-1 (Residence)		AA-2 Upwind (Residence)		IA-BM1 (Residence)		
	Sample Date	4/24/2019 - 4/25/2019	3/2/2020 - 3/3/2020	4/24/2019 - 4/25/2019	3/2/2020 - 3/3/2020	4/24/2019 - 4/25/2019	3/2/2020 - 3/3/2020	4/24/2019 - 4/25/2019	3/2/2020 - 3/3/2020	10/18/2018-10/19/2018	2/18/2019 - 2/19/2019	1/9/2020 - 1/10/2020
18	1,1-Dichloroethane	<0.060	<0.061	<0.060	<0.066	<0.059	<0.083	<0.059	<0.064	<0.064	<0.061	0.061
1.1	1,2-Dichloroethane	0.089	0.40	0.15	0.55	0.095	0.097	0.091	0.085	<0.064	0.18	0.12
N/A	cis-1,2-Dichloroethene	<0.059	<0.060	<0.059	<0.065	<0.058	<0.081	<0.058	<0.062	<0.062	<0.060	<0.060
N/A	trans-1,2-Dichloroethene	<0.059	<0.060	<0.059	<0.065	<0.058	<0.081	<0.058	<0.062	<0.062	<0.060	<0.060
630	Methylene Chloride	<5.2	<5.3	<5.2	<5.7	<5.1	<7.1	<5.1	<5.5	<5.5	<5.3	<5.3
42	Tetrachloroethylene (PCE)	0.18	1.8	0.15	2.6	0.16	<0.14	0.26	0.19	8.6	0.18	0.61
5,200	1,1,1-Trichloroethane	<0.081	<0.083	<0.081	<0.089	<0.080	<0.11	<0.080	<0.086	2.0	<0.083	<0.083
2.1	Trichlorethylene (TCE)	<0.080	<0.081	<0.080	<0.088	<0.079	0.13	<0.079	<0.085	**4.1**	<0.081	<0.081
1.7	Vinyl Chloride	<0.038	<0.039	<0.038	<0.042	<0.037	<0.052	<0.037	<0.040	<0.040	<0.039	0.039
N/A	Total VOCs	0.269	2.20	0.30	3.15	0.255	0.227	0.351	0.275	14.7	0.36	0.830

Notes:

1. All samples collected by IWM Consulting personnel and analyzed at Pace Analytical Services, LLC located in Minneapolis, MN.
2. All VOCs analyzed using EPA Method TO-15 except for TCE, 1,2-DCA, and Vinyl Chloride, which were analyzed using EPA Method TO-15 SIM.
3. All results in µg/m³.
4. N/A: not applicable (risk-based screening levels have not been developed).
5. IWM Consulting personnel obtained all of the vapor samples utilizing a 6-liter summa canister equipped with an 24-hour flow regulator (~4.167 mL/minute flow rate).
6. Indiana Department of Environmental Management (IDEM) Remediation Closure Guide (RCG) Screening Levels correspond to the levels published in Appendix A, Table A-6 of the RCG, updated March 2, 2020.
7. **Shaded/Bolded** concentrations exceed the IDEM RCG Residential Indoor Air Screening Level.

Table 11 (continued)
Residential Air Analytical Results
Former Bendix Facility
EPA ID # IND 044 587 848
Franklin, IN 46131

IDEM RCG Screening Levels (µg/m³)	**Parameters**	**Air Sampling Locations (µg/m³)**											
Residential Indoor Air	**Sample Location**	Indoor Air						Outside Ambient Air					
	Sample ID	IA-FD1 (Residence)			IA-MF1 (Residence)			AA-1 (Residence)			AA-2 Upwind (Residence)		
	Sample Date	10/18/2018-10/19/2018	2/18/2019 - 2/19/2019	1/9/2020 - 1/10/2020	10/18/2018-10/19/2018	2/18/2019 - 2/19/2019	1/9/2020 - 1/10/2020	10/18/2018-10/19/2018	2/18/2019 - 2/19/2019	1/9/2020 - 1/10/2020	10/18/2018-10/19/2018	2/18/2019 - 2/19/2019	1/9/2020 - 1/10/2020
18	1,1-Dichloroethane	<0.064	<0.061	<0.061	<0.064	<0.060	0.065	<0.061	<0.059	0.057	<0.061	<0.057	<0.061
1.1	1,2-Dichloroethane	0.45	0.10	0.12	0.36	0.11	0.13	0.067	0.10	0.11	0.070	0.094	0.11
N/A	cis-1,2-Dichloroethene	<0.062	<0.060	<0.060	<0.062	<0.059	<0.062	<0.060	<0.058	<0.051	<0.060	<0.056	<0.060
N/A	trans-1,2-Dichloroethene	<0.062	<0.060	<0.060	<0.062	<0.059	<0.062	<0.060	<0.058	<0.051	0.064	<0.056	<0.060
630	Methylene Chloride	5.8	<5.3	<5.3	<5.5	<5.2	<5.5	5.3	<5.1	13.7	<5.3	<4.9	<5.3
42	Tetrachloroethylene (PCE)	8.3	0.19	0.30	5.8	0.17	0.19	0.20	0.14	0.15	0.20	0.19	<0.10
5,200	1,1,1-Trichloroethane	1.9	<0.083	<0.083	1.2	<0.081	<0.086	<0.083	<0.080	<0.070	<0.083	<0.077	<0.083
2.1	Trichlorethylene (TCE)	**3.8**	<0.081	<0.081	**2.7**	<0.080	<0.085	0.081	<0.079	0.17	<0.081	<0.076	<0.081
1.7	Vinyl Chloride	<0.040	<0.039	<0.039	<0.040	<0.038	<0.040	<0.039	<0.037	<0.033	<0.039	<0.036	<0.039
N/A	Total VOCs	20.25	0.29	0.42	10.06	0.28	0.385	5.648	0.24	14.187	0.334	0.284	0.11

Notes:

1. All samples collected by IWM Consulting personnel and analyzed at Pace Analytical Services, LLC located in Minneapolis, MN.
2. All VOCs analyzed using EPA Method TO-15 except for TCE, 1,2-DCA, and Vinyl Chloride, which were analyzed using EPA Method TO-15 SIM.
3. All results in µg/m³.
4. N/A: not applicable (risk-based screening levels have not been developed).
5. IWM Consulting personnel obtained all of the vapor samples utilizing a 6-liter summa canister equipped with an 24-hour flow regulator (~4.167 mL/minute flow rate).
6. Indiana Department of Environmental Management (IDEM) Remediation Closure Guide (RCG) Screening Levels correspond to the levels published in Appendix A, Table A-6 of the RCG, updated March 2, 2020.
7. **Shaded/Bolded** concentrations exceed the IDEM RCG Residential Indoor Air Screening Level.

Table 11 (continued)
Residential Air Analytical Results
Former Bendix Facility
EPA ID # IND 044 587 848
Franklin, IN 46131

IDEM RCG Screening Levels (µg/m^3)	**Parameters**	**Air Sampling Locations (µg/m^3)**											
Residential Indoor Air	**Sample Location**	Indoor Air									Outdoor Ambient Air		
	Sample ID	IA-MF1 (Residence)			IA-FD1 (Residence)			IA-MF2 (Residence)			AA-1 (Residence)		
	Sample Date	10/25/2018-10/26/2018	3/5/2019 - 3/6/2019	2/26/2020 - 2/27/2020	10/25/2018-10/26/2018	3/5/2019 - 3/6/2019	2/26/2020 - 2/27/2020	10/25/2018-10/26/2018	3/5/2019 - 3/6/2019	2/26/2020 - 2/27/2020	10/25/2018-10/26/2018	3/5/2019 - 3/6/2019	2/26/2020 - 2/27/2020
18	1,1-Dichloroethane	<0.062	<0.064	<0.062	<0.064	<0.064	<0.065	<0.065	<0.065	<0.064	NR	<0.061	<0.059
1.1	1,2-Dichloroethane	0.79	0.43	**6.4**	0.75	0.43	**6.4**	0.68	0.40	**5.3**	NR	0.094	0.11
N/A	cis-1,2-Dichloroethene	<0.061	<0.062	<0.061	<0.062	<0.062	<0.064	<0.064	<0.064	<0.062	NR	<0.060	<0.058
N/A	trans-1,2-Dichloroethene	<0.061	<0.062	<0.061	<0.062	<0.062	<0.064	<0.064	<0.064	<0.062	NR	<0.060	<0.058
630	Methylene Chloride	12.8	6.3	<5.4	<5.5	<5.5	<5.6	7.3	10.4	<5.5	NR	<5.3	<5.1
42	Tetrachloroethylene (PCE)	0.40	0.16	0.24	3.2	0.25	0.38	0.39	0.23	0.29	NR	<0.10	0.11
5,200	1,1,1-Trichloroethane	0.24	<0.086	0.16	<0.086	<0.086	0.16	0.22	0.095	0.18	NR	<0.083	<0.080
2.1	Trichlorethylene (TCE)	0.37	<0.085	<0.083	0.12	<0.085	<0.086	0.097	0.25	<0.085	NR	<0.081	<0.079
1.7	Vinyl Chloride	<0.040	<0.040	<0.040	<0.040	<0.040	<0.041	<0.041	<0.041	<0.040	NR	<0.039	<0.037
N/A	Total VOCs	14.60	6.89	6.80	4.07	0.68	6.94	8.687	11.375	5.77	NR	0.094	0.22

Notes:

1. All samples collected by IWM Consulting personnel and analyzed at Pace Analytical Services, LLC located in Minneapolis, MN.
2. All VOCs analyzed using EPA Method TO-15 except for TCE, 1,2-DCA, and Vinyl Chloride, which were analyzed using EPA Method TO-15 SIM.
3. All results in µg/m^3.
4. N/A: not applicable (risk-based screening levels have not been developed).
5. IWM Consulting personnel obtained all of the vapor samples utilizing a 6-liter summa canister equipped with an 24-hour flow regulator (~4.167 mL/minute flow rate).
6. Indiana Department of Environmental Management (IDEM) Remediation Closure Guide (RCG) Screening Levels correspond to the levels published in Appendix A, Table A-6 of the RCG, updated March 2, 2020.
7. **Shaded/Bolded** concentrations exceed the IDEM RCG Residential Indoor Air Screening Level.
8. NR: Not analyzed due to sample being compromised while on instrument at the laboratory. Analysis cancelled for this sample.

Table 11 (continued)
Residential Air Analytical Results
Former Bendix Facility
EPA ID # IND 044 587 848
Franklin, IN 46131

IDEM RCG Screening Levels (µg/m^3)	**Parameters**	**Air Sampling Locations (µg/m^3)**											
Residential Indoor Air	**Sample Location**	Outdoor Ambient Air			Indoor Air								
	Sample ID	AA-2 Upwind (Residence)			IA-CS1 (Residence)			IA-FD1 (Residence)			IA-MF1 (Residence)		
	Sample Date	10/25/2018-10/26/2018	3/5/2019 - 3/6/2019	2/26/2020 - 2/27/2020	11/12/2018-11/13/2018	3/11/2019 - 3/12/2019	3/16/2020 - 3/17/2020	11/12/2018-11/13/2018	3/11/2019 - 3/12/2019	3/16/2020 - 3/17/2020	11/12/2018-11/13/2018	3/11/2019 - 3/12/2019	3/16/2020 - 3/17/2020
18	1,1-Dichloroethane	<0.060	<0.059	<0.061	<0.057	<0.061	<0.062	<0.062	<0.060	<0.059	<0.062	NA	<0.061
1.1	1,2-Dichloroethane	0.081	0.094	0.11	0.073	0.089	0.084	0.073	0.074	0.086	0.074	NA	0.096
N/A	cis-1,2-Dichloroethene	<0.059	<0.058	<0.060	<0.056	0.25	<0.061	<0.061	<0.059	<0.058	<0.061	NA	<0.060
N/A	trans-1,2-Dichloroethene	<0.059	<0.058	<0.060	<0.056	0.066	8.7	<0.061	0.061	<0.058	<0.061	NA	1.2
630	Methylene Chloride	<5.2	<5.1	<5.3	<4.9	<5.3	<5.4	<5.4	<5.2	6.3	<5.4	NA	<5.3
42	Tetrachloroethylene (PCE)	<0.10	0.18	<0.10	0.11	2.5	<0.10	0.15	0.23	0.14	0.11	NA	<0.10
5,200	1,1,1-Trichloroethane	<0.081	<0.080	<0.083	<0.077	<0.083	<0.084	<0.084	<0.081	<0.080	<0.084	NA	<0.083
2.1	Trichlorethylene (TCE)	0.54	<0.079	<0.081	<0.076	0.35	<0.083	<0.083	<0.080	0.11	<0.083	NA	<0.081
1.7	Vinyl Chloride	<0.038	<0.037	<0.039	<0.036	<0.039	<0.040	<0.040	<0.038	<0.037	<0.040	NA	<0.039
N/A	Total VOCs	0.621	0.274	0.11	0.183	3.255	8.784	0.223	0.365	6.636	0.184	NA	1.296

Notes:

1. All samples collected by IWM Consulting personnel and analyzed at Pace Analytical Services, LLC located in Minneapolis, MN.
2. All VOCs analyzed using EPA Method TO-15 except for TCE, 1,2-DCA, and Vinyl Chloride, which were analyzed using EPA Method TO-15 SIM.
3. All results in µg/m^3.
4. N/A: not applicable (risk-based screening levels have not been developed).
5. IWM Consulting personnel obtained all of the vapor samples utilizing a 6-liter summa canister equipped with an 24-hour flow regulator (~4.167 mL/minute flow rate).
6. Indiana Department of Environmental Management (IDEM) Remediation Closure Guide (RCG) Screening Levels correspond to the levels published in Appendix A, Table A-6 of the RCG, updated March 2, 2020.
7. **Shaded/Bolded** concentrations exceed the IDEM RCG Residential Indoor Air Screening Level.
8. NA: not analyzed. Sample compromised at laboratory due to faulty valve on vacuum canister.

Table 11 (continued)
Residential Air Analytical Results
Former Bendix Facility
EPA ID # IND 044 587 848
Franklin, IN 46131

IDEM RCG Screening Levels (µg/m³)	**Parameters**	**Air Sampling Locations (µg/m³)**								
Residential Indoor Air	**Sample Location**	Outdoor Ambient Air					Indoor Air			
	Sample ID	AA-1 (Residence)			AA-2 Upwind (Residence)		IA-MF1 (Residence)	IA-MF2 (Residence)		
	Sample Date	11/12/2018-11/13/2018	3/11/2019 - 3/12/2019	3/16/2020 - 3/17/2020	11/12/2018-11/13/2018	3/16/2020 - 3/17/2020	8/2/2019 - 8/3/2019	2/10/2020 - 2/11/2020	3/16/2020 - 3/17/2020	8/13/2020 - 8/14/2020
18	1,1-Dichloroethane	<0.059	<0.059	<0.059	<0.060	<0.060	<0.061	<0.064	<0.061	<0.012
1.1	1,2-Dichloroethane	0.088	0.083	0.086	0.076	0.089	**5.6**	**5.1**	**8.3**	**7.9**
N/A	cis-1,2-Dichloroethene	<0.058	<0.058	<0.058	<0.059	<0.059	<0.060	<0.062	<0.060	<0.12
N/A	trans-1,2-Dichloroethene	<0.058	0.058	<0.058	<0.059	<0.059	<0.060	<0.062	<0.060	0.37
630	Methylene Chloride	<5.1	<5.1	<5.1	<5.2	<5.2	<5.3	<5.5	<5.3	14.7
42	Tetrachloroethylene (PCE)	0.11	0.25	<0.099	0.18	<0.10	0.52	0.72	1.1	0.77
5,200	1,1,1-Trichloroethane	<0.080	<0.080	<0.080	<0.081	<0.081	<0.083	1.6	1.3	<0.16
2.1	Trichlorethylene (TCE)	<0.079	0.090	<0.079	<0.080	0.27	0.57	**2.8**	**2.2**	0.25
1.7	Vinyl Chloride	<0.037	<0.037	<0.037	<0.038	<0.038	<0.039	<0.040	<0.039	<0.038
N/A	Total VOCs	0.198	0.481	0.086	0.256	0.359	6.69	10.22	12.9	23.99

Notes:

1. All samples collected by IWM Consulting personnel and analyzed at Pace Analytical Services, LLC located in Minneapolis, MN.
2. All VOCs analyzed using EPA Method TO-15 except for TCE, 1,2-DCA, and Vinyl Chloride, which were analyzed using EPA Method TO-15 SIM.
3. All results in µg/m³.
4. N/A: not applicable (risk-based screening levels have not been developed).
5. IWM Consulting personnel obtained all of the vapor samples utilizing a 6-liter summa canister equipped with an 24-hour flow regulator (~4.167 mL/minute flow rate).
6. Indiana Department of Environmental Management (IDEM) Remediation Closure Guide (RCG) Screening Levels correspond to the levels published in Appendix A, Table A-6 of the RCG, updated March 2, 2020.
7. **Shaded/Bolded** concentrations exceed the IDEM RCG Residential Indoor Air Screening Level.

Table 11 (continued)
Residential Air Analytical Results
Former Bendix Facility
EPA ID # IND 044 587 848
Franklin, IN 46131

IDEM RCG Screening Levels (µg/m³)	**Parameters**	**Air Sampling Locations (µg/m³)**									
Residential Indoor Air	**Sample Location**	Indoor Air							Outdoor Ambient Air		
	Sample ID	IA-FD1 (Residence)				IA-MF1 (Residence)			AA-1 (Residence)		
	Sample Date	8/2/2019 - 8/3/2019	2/10/2020 - 2/11/2020	3/16/2020 - 3/17/2020	8/13/2020 - 8/14/2020	2/10/2020 - 2/11/2020	3/16/2020 - 3/17/2020	8/13/2020 - 8/14/2020	2/10/2020 - 2/11/2020	3/16/2020 - 3/17/2020	8/13/2020 - 8/14/2020
18	1,1-Dichloroethane	<0.061	<0.059	<0.059	<0.12	<0.059	<0.061	<0.13	<0.061	<0.058	<0.12
1.1	1,2-Dichloroethane	**5.5**	**4.6**	**7.5**	**7.2**	**4.4**	**7.4**	**7.9**	0.16	0.12	<0.12
N/A	cis-1,2-Dichloroethene	<0.060	<0.058	<0.058	<0.12	<0.058	<0.060	<0.13	<0.060	<0.057	<0.12
N/A	trans-1,2-Dichloroethene	<0.060	<0.058	<0.058	<0.12	<0.058	<0.060	<0.13	<0.060	<0.057	<0.12
630	Methylene Chloride	<5.3	<5.1	<5.1	6.3	<5.1	<5.3	6.4	34.1	24.0	27.4
42	Tetrachloroethylene (PCE)	0.37	0.47	0.89	0.84	0.53	0.83	0.85	0.42	1.3	0.55
5,200	1,1,1-Trichloroethane	<0.083	1.4	1.2	<0.17	1.4	1.2	<0.18	<0.083	<0.078	<0.17
2.1	Trichlorethylene (TCE)	0.55	**2.3**	1.9	0.16	**2.2**	1.8	0.16	0.22	0.14	<0.081
1.7	Vinyl Chloride	<0.039	<0.037	<0.037	<0.039	<0.037	<0.039	<0.042	<0.039	<0.037	<0.039
N/A	Total VOCs	6.42	8.77	11.49	14.50	8.53	11.23	15.31	34.90	25.56	27.95

Notes:

1. All samples collected by IWM Consulting personnel and analyzed at Pace Analytical Services, LLC located in Minneapolis, MN.
2. All VOCs analyzed using EPA Method TO-15 except for TCE, 1,2-DCA, and Vinyl Chloride, which were analyzed using EPA Method TO-15 SIM.
3. All results in µg/m³.
4. N/A: not applicable (risk-based screening levels have not been developed).
5. IWM Consulting personnel obtained all of the vapor samples utilizing a 6-liter summa canister equipped with an 24-hour flow regulator (~4.167 mL/minute flow rate).
6. Indiana Department of Environmental Management (IDEM) Remediation Closure Guide (RCG) Screening Levels correspond to the levels published in Appendix A, Table A-6 of the RCG, updated March 2, 2020.
7. **Shaded/Bolded** concentrations exceed the IDEM RCG Residential Indoor Air Screening Level.

Table 11 (continued)
Residential Air Analytical Results
Former Bendix Facility
EPA ID # IND 044 587 848
Franklin, IN 46131

IDEM RCG Screening Levels (µg/m³)	**Parameters**	**Air Sampling Locations (µg/m³)**								
Residential Indoor Air	**Sample Location**	Outside Ambient Air				Indoor Air				
	Sample ID	AA-2 Upwind (Residence)				IA - CS1 (Residence)				
	Sample Date	8/2/2019 - 8/3/2019	2/10/2020 - 2/11/2020	3/16/2020 - 3/17/2020	8/13/2020 - 8/14/2020	11/07/2018-11/08/2018	2/18/2019 - 2/19/2019	4/24/2019 - 4/25/2019	7/30/2019 - 7/31/2019	1/21/2020 - 1/22/2020
18	1,1-Dichloroethane	<0.061	<0.066	<0.055	<0.13	<0.059	<0.059	<0.064	<0.064	<0.057
1.1	1,2-Dichloroethane	0.069	0.10	0.096	<0.13	0.17	0.20	0.20	0.33	0.12
N/A	cis-1,2-Dichloroethene	<0.060	<0.065	<0.054	<0.13	<0.058	<0.058	<0.062	<0.062	<0.056
N/A	trans-1,2-Dichloroethene	0.067	<0.065	<0.054	<0.13	<0.058‡	<0.058	<0.062	<0.062	<0.056
630	Methylene Chloride	<5.3	<5.7	10.9	7.9	<5.1	6.5	<5.5	27.4	4.9
42	Tetrachloroethylene (PCE)	0.12	0.14	0.60	0.30	2.0	3.0	1.4	0.59	1.7
5,200	1,1,1-Trichloroethane	<0.083	<0.089	<0.074	<0.18	0.87	0.68	0.58	0.11	0.57
2.1	Trichlorethylene (TCE)	<0.081	<0.088	0.11	<0.086	**6.6**	**2.7**	1.5	0.22	1.2
1.7	Vinyl Chloride	<0.039	<0.042	<0.035	<0.041	<0.037	<0.037	<0.040	<0.040	<0.036
N/A	Total VOCs	0.256	0.24	11.706	8.20	9.64	13.08	3.68	28.65	8.49

Notes:

1. All samples collected by IWM Consulting personnel and analyzed at Pace Analytical Services, LLC located in Minneapolis, MN.
2. All VOCs analyzed using EPA Method TO-15 except for TCE, 1,2-DCA, and Vinyl Chloride, which were analyzed using EPA Method TO-15 SIM.
3. All results in µg/m³.
4. N/A: not applicable (risk-based screening levels have not been developed).
5. IWM Consulting personnel obtained all of the vapor samples utilizing a 6-liter summa canister equipped with an 24-hour flow regulator (~4.167 mL/minute flow rate).
6. Indiana Department of Environmental Management (IDEM) Remediation Closure Guide (RCG) Screening Levels correspond to the levels published in Appendix A, Table A-6 of the RCG, updated March 2, 2020.
7. **Shaded/Bolded** concentrations exceed the IDEM RCG Residential Indoor Air Screening Level.

Table 11 (continued)
Residential Air Analytical Results
Former Bendix Facility
EPA ID # IND 044 587 848
Franklin, IN 46131

IDEM RCG Screening Levels (µg/m³)	**Parameters**	**Air Sampling Locations (µg/m³)**									
Residential Indoor Air	**Sample Location**	Indoor Air									
	Sample ID	IA-FD1 (Residence)					IA-MF1 (Residence)				
	Sample Date	11/07/2018-11/08/2018	2/18/2019 - 2/19/2019	4/24/2019 - 4/25/2019	7/30/2019 - 7/31/2019	1/21/2020 - 1/22/2020	11/07/2018-11/08/2018	2/18/2019 - 2/19/2019	4/24/2019 - 4/25/2019	7/30/2019 - 7/31/2019	1/21/2020 - 1/22/2020
18	1,1-Dichloroethane	<0.061	<0.062	<0.060	<0.064	<0.070	<0.062	<0.061	<0.060	<0.061	<0.064
1.1	1,2-Dichloroethane	0.17	0.17	0.21	0.32	0.10	0.43	0.32	0.62	**1.2**	0.31
N/A	cis-1,2-Dichloroethene	<0.060	<0.061	<0.059	<0.062	<0.069	<0.061	<0.060	<0.059	<0.060	<0.062
N/A	trans-1,2-Dichloroethene	<0.060 ǂ	<0.061	<0.059	<0.062	<0.069	<0.061 ǂ	<0.060	<0.059	0.068	<0.062
630	Methylene Chloride	<5.3	<5.4	10.6	9.2	13.1	8.5	<5.3	<5.2	37.2	<5.5
42	Tetrachloroethylene (PCE)	2.1	2.1	1.2	0.58	1.5	5.0	4.6	2.8	1.2	3.5
5,200	1,1,1-Trichloroethane	0.85	0.55	0.58	0.10	0.53	1.6	0.87	0.48	0.19	0.60
2.1	Trichlorethylene (TCE)	1.6	2.0	1.5	0.22	1.1	**2.5**	**3.0**	1.4	0.41	1.4
1.7	Vinyl Chloride	<0.039	<0.040	<0.038	<0.040	<0.044	<0.040	<0.039	<0.038	<0.039	<0.040
N/A	Total VOCs	4.72	4.82	14.09	10.42	16.33	18.03	8.79	5.30	40.268	5.81

Notes:

1. All samples collected by IWM Consulting personnel and analyzed at Pace Analytical Services, LLC located in Minneapolis, MN.
2. All VOCs analyzed using EPA Method TO-15 except for TCE, 1,2-DCA, and Vinyl Chloride, which were analyzed using EPA Method TO-15 SIM.
3. All results in µg/m³.
4. N/A: not applicable (risk-based screening levels have not been developed).
5. IWM Consulting personnel obtained all of the vapor samples utilizing a 6-liter summa canister equipped with an 24-hour flow regulator (~4.167 mL/minute flow rate).
6. Indiana Department of Environmental Management (IDEM) Remediation Closure Guide (RCG) Screening Levels correspond to the levels published in Appendix A, Table A-6 of the RCG, updated March 2, 2020.
7. **Shaded/Bolded** concentrations exceed the IDEM RCG Residential Indoor Air Screening Level.
8. ǂ : Indicates that due to initial calibration verification percent differences, data were qualified as estimated, but still accepted, as inidicated in the Labaoratory Data Consultants, Inc data validation report dated November 16, 2018.

Table 11 (continued)
Residential Air Analytical Results
Former Bendix Facility
EPA ID # IND 044 587 848
Franklin, IN 46131

IDEM RCG Screening Levels (µg/m^3)	Parameters	Air Sampling Locations (µg/m^3)											
Residential Indoor Air	Sample Location	Indoor Air											
	Sample ID	IA-MF2 (Residence)					IA-MF3 (Residence)				IA-MF4 (Residence)		
	Sample Date	11/07/2018-11/08/2018	2/18/2019 - 2/19/2019	4/24/2019 - 4/25/2019	7/30/2019 - 7/31/2019	1/21/2020 - 1/22/2020	2/18/2019 - 2/19/2019	4/24/2019 - 4/25/2019	7/30/2019 - 7/31/2019	1/21/2020 - 1/22/2020	4/24/2019 - 4/25/2019	7/30/2019 - 7/31/2019	1/21/2020 - 1/22/2020
18	1,1-Dichloroethane	<0.061	<0.061	<0.061	<0.061	<0.065	<0.060	<0.066	<0.064	<0.062	<0.061	<0.064	<0.065
1.1	1,2-Dichloroethane	0.52	0.33	0.78	0.97	0.28	0.26	0.41	0.69	0.19	0.95	**1.2**	0.39
N/A	cis-1,2-Dichloroethene	<0.060	<0.060	<0.060	<0.060	<0.064	<0.059	<0.065	<0.062	<0.061	<0.060	<0.062	<0.064
N/A	trans-1,2-Dichloroethene	<0.060 ǂ	<0.060	<0.060	<0.060	<0.064	<0.059	<0.065	<0.062	<0.061	<0.060	<0.062	<0.064
630	Methylene Chloride	<5.3	5.3	<5.3	75.1	<5.6	8.0	<5.7	33.0	5.5	7.1	76.7	<5.6
42	Tetrachloroethylene (PCE)	4.1	4.6	2.7	1.2	3.0	4.1	2.6	1.1	3.1	2.5	1.2	2.7
5,200	1,1,1-Trichloroethane	1.2	0.88	0.55	0.19	0.58	0.89	0.54	0.20	0.61	0.46	<0.086	0.61
2.1	Trichlorethylene (TCE)	**3.0**	**2.9**	1.4	0.44	1.3	**2.7**	1.4	0.46	1.4	1.2	0.43	1.4
1.7	Vinyl Chloride	<0.039	<0.039	<0.039	<0.039	<0.041	<0.038	<0.042	<0.040	<0.040	<0.039	<0.040	<0.041
N/A	Total VOCs	8.82	14.01	5.43	77.90	5.16	15.95	4.95	35.45	10.800	12.21	79.53	5.10

Notes:

1. All samples collected by IWM Consulting personnel and analyzed at Pace Analytical Services, LLC located in Minneapolis, MN.
2. All VOCs analyzed using EPA Method TO-15 except for TCE, 1,2-DCA, and Vinyl Chloride, which were analyzed using EPA Method TO-15 SIM.
3. All results in µg/m^3.
4. N/A: not applicable (risk-based screening levels have not been developed).
5. IWM Consulting personnel obtained all of the vapor samples utilizing a 6-liter summa canister equipped with an 24-hour flow regulator (~4.167 mL/minute flow rate).
6. Indiana Department of Environmental Management (IDEM) Remediation Closure Guide (RCG) Screening Levels correspond to the levels published in Appendix A, Table A-6 of the RCG, updated March 2, 2020.
7. **Shaded/Bolded** concentrations exceed the IDEM RCG Residential Indoor Air Screening Level.
8. ǂ : Indicates that due to initial calibration verification percent differences, data were qualified as estimated, but still accepted, as inidicated in the Labaoratory Data Consultants, Inc data validation report dated November 16, 2018.

Table 11 (continued)
Residential Air Analytical Results
Former Bendix Facility
EPA ID # IND 044 587 848
Franklin, IN 46131

IDEM RCG Screening Levels (µg/m³)	**Parameters**	**Air Sampling Locations (µg/m³)**									
Residential Indoor Air	**Sample Location**	Outside Ambient Air									
	Sample ID	AA-1 (Residence)					AA-2 Upwind (Residence)				
	Sample Date	11/07/2018-11/08/2018	2/18/2019 - 2/19/2019	4/24/2019 - 4/25/2019	7/30/2019 - 7/31/2019	1/21/2020 - 1/22/2020	11/07/2018-11/08/2018	2/18/2019 - 2/19/2019	4/24/2019 - 4/25/2019	7/30/2019 - 7/31/2019	1/21/2020 - 1/22/2020
18	1,1-Dichloroethane	<0.059	<0.057	<0.069	<0.061	<0.056	<0.060	<0.058	<0.064	<0.064	<0.075
1.1	1,2-Dichloroethane	0.070	0.092	0.096	0.067	0.077	0.068	0.090	0.091	0.064	<0.075
N/A	cis-1,2-Dichloroethene	<0.058	<0.056	<0.068	<0.060	<0.055	<0.059	<0.057	<0.062	<0.062	<0.074
N/A	trans-1,2-Dichloroethene	<0.058 ǂ	<0.056	<0.068	<0.060	<0.055	<0.059 ǂ	<0.057	<0.062	<0.062	<0.074
630	Methylene Chloride	<5.1	<4.9	<5.9	32.7	<4.8	<5.2	<5.0	<5.5	80.6	<6.5
42	Tetrachloroethylene (PCE)	0.10	0.11	0.15	0.12	<0.094	<0.10	0.12	0.28	0.15	<0.13
5,200	1,1,1-Trichloroethane	<0.080	<0.077	<0.093	<0.083	<0.075	<0.081	<0.078	<0.086	<0.086	<0.10
2.1	Trichlorethylene (TCE)	<0.079	<0.076	0.32	<0.081	<0.074	0.11	<0.077	<0.085	<0.085	<0.10
1.7	Vinyl Chloride	<0.037	<0.036	<0.044	<0.039	<0.035	<0.038	<0.037	<0.040	<0.040	<0.048
N/A	Total VOCs	0.170	0.202	0.566	32.887	0.077	0.178	0.210	0.371	80.814	0.0

Notes:

1. All samples collected by IWM Consulting personnel and analyzed at Pace Analytical Services, LLC located in Minneapolis, MN.
2. All VOCs analyzed using EPA Method TO-15 except for TCE, 1,2-DCA, and Vinyl Chloride, which were analyzed using EPA Method TO-15 SIM.
3. All results in µg/m³.
4. N/A: not applicable (risk-based screening levels have not been developed).
5. IWM Consulting personnel obtained all of the vapor samples utilizing a 6-liter summa canister equipped with an 24-hour flow regulator (~4.167 mL/minute flow rate).
6. Indiana Department of Environmental Management (IDEM) Remediation Closure Guide (RCG) Screening Levels correspond to the levels published in Appendix A, Table A-6 of the RCG, updated March 2, 2020.
7. **Shaded/Bolded** concentrations exceed the IDEM RCG Residential Indoor Air Screening Level.
8. ǂ : Indicates that due to initial calibration verification percent differences, data were qualified as estimated, but still accepted, as inidicated in the Labaoratory Data Consultants, Inc data validation report dated November 16, 2018.

Table 11 (continued)
Residential Air Analytical Results
Former Bendix Facility
EPA ID # IND 044 587 848
Franklin, IN 46131

IDEM RCG Screening Levels (µg/m^3)	Parameters	Air Sampling Locations (µg/m^3)											
Residential Indoor Air	Sample Location	Indoor Air				Outside Ambient Air		Indoor Air					
	Sample ID	IA-BM1 (Residence)	IA-FD1 (Residence)	IA-CS1 (Residence)	IA-MF1 (Residence)	AA-1 (Residence)	AA-2 Upwind (Residence)	IA-BM1 (Residence)			IA-FD1 (Residence)		
	Sample Date	7/21/2020 - 7/22/2020	7/21/2020 - 7/22/2020	7/21/2020 - 7/22/2020	7/21/2020 - 7/22/2020	7/21/2020 - 7/22/2020	7/21/2020 - 7/22/2020	11/07/2018-11/08/2018	2/18/2019 - 2/19/2019	1/23/2020 - 1/24/2020	11/07/2018-11/08/2018	2/18/2019 - 2/19/2019	1/23/2020 - 1/24/2020
18	1,1-Dichloroethane	<0.12	<0.12	<0.13	<0.14	<0.12	<0.13	<0.060	<0.059	<0.13	<0.060	<0.060	<0.13
1.1	1,2-Dichloroethane	<0.12 ǂ	<0.12 ǂ	<0.13 ǂ	<0.14 ǂ	<0.12 ǂ	<0.13 ǂ	0.40	0.12	0.12	0.41	0.12	0.11
N/A	cis-1,2-Dichloroethene	<0.12	<0.12	<0.12	<0.14	<0.12	<0.13	0.27	<0.058	<0.065	0.26	<0.059	<0.062
N/A	trans-1,2-Dichloroethene	0.41	<0.12	<0.12	<0.14	<0.12	<0.13	<0.059 ϕ	<0.058	<0.065	<0.059 ϕ	<0.059	<0.062
630	Methylene Chloride	<5.3	<5.1	<5.5	<5.9	<5.3	<5.7	5.2	<5.1	<5.7	<5.2	<5.2	<5.5
42	Tetrachloroethylene (PCE)	0.97	1.1	0.27	1.1	<0.10	<0.11	14.2	0.42	0.54	14.5	0.42	0.54
5,200	1,1,1-Trichloroethane	<0.17 ǂ	<0.16 ǂ	<0.17 ǂ	<0.19 ǂ	<0.17 ǂ	<0.18 ǂ	3.3	<0.080	<0.089	3.3	<0.081	<0.086
2.1	Trichlorethylene (TCE)	<0.081 ǂ	<0.079 ǂ	<0.085 ǂ	<0.092 ǂ	<0.081 ǂ	<0.088 ǂ	**9.1**	<0.079	0.24	**9.4**	<0.080	0.21
1.7	Vinyl Chloride	<0.039	<0.037	<0.040	<0.044	<0.039	<0.042	<0.038	<0.037	<0.042	<0.038	<0.038	<0.040
N/A	Total VOCs	1.38	1.1	0.27	1.1	0.000	0.000	32.47	0.54	0.90	27.87	0.54	0.86

Notes:

1. All samples collected by IWM Consulting personnel and analyzed at Pace Analytical Services, LLC located in Minneapolis, MN.
2. All VOCs analyzed using EPA Method TO-15 except for TCE, 1,2-DCA, and Vinyl Chloride, which were analyzed using EPA Method TO-15 SIM.
3. All results in µg/m^3.
4. N/A: not applicable (risk-based screening levels have not been developed).
5. IWM Consulting personnel obtained all of the vapor samples utilizing a 6-liter summa canister equipped with an 24-hour flow regulator (~4.167 mL/minute flow rate).
6. Indiana Department of Environmental Management (IDEM) Remediation Closure Guide (RCG) Screening Levels correspond to the levels published in Appendix A, Table A-6 of the RCG, updated March 2, 2020.
7. **Shaded/Bolded** concentrations exceed the IDEM RCG Residential Indoor Air Screening Level.
8. ǂ : Indicates that due to initial calibration verification percent differences, data were qualified as estimated, but still accepted, as inidicated in the Labaoratory Data Consultants, Inc data validation report dated August 5, 2020.
9. ϕ : Indicates that due to initial calibration verification percent differences, data were qualified as estimated, but still accepted, as inidicated in the Labaoratory Data Consultants, Inc data validation report dated November 16, 2018.

Table 11 (continued)
Residential Air Analytical Results
Former Bendix Facility
EPA ID # IND 044 587 848
Franklin, IN 46131

IDEM RCG Screening Levels (µg/m^3)	Parameters	Air Sampling Locations (µg/m^3)											
Residential Indoor Air	Sample Location	Indoor Air											
	Sample ID	IA-MF1 (Residence)			IA-SF1 (Residence)			IA-SF2 (Residence)			IA-CS1 (Residence)		
	Sample Date	11/07/2018-11/08/2018	2/18/2019 - 2/19/2019	1/23/2020 - 1/24/2020	11/07/2018-11/08/2018	2/18/2019 - 2/19/2019	1/23/2020 - 1/24/2020	11/07/2018-11/08/2018	2/18/2019 - 2/19/2019	1/23/2020 - 1/24/2020	11/07/2018-11/08/2018	2/18/2019 - 2/19/2019	1/23/2020 - 1/24/2020
18	1,1-Dichloroethane	<0.064	<0.092	<0.13	<0.055	<0.061	<0.12	<0.064	<0.061	<0.13	<0.060	<0.060	<0.13
1.1	1,2-Dichloroethane	0.31	0.13	0.14	0.19	0.16	0.13	0.35	0.15	0.14	0.30	0.11	0.11
N/A	cis-1,2-Dichloroethene	0.11	<0.090	<0.065	0.18	0.21	<0.060	<0.062	<0.060	<0.065	<0.059	<0.059	<0.062
N/A	trans-1,2-Dichloroethene	<0.062 ϕ	<0.090	<0.065	<0.054 ϕ	<0.060	<0.060	<0.062 ϕ	<0.060	<0.065	<0.059 ϕ	<0.059	<0.062
630	Methylene Chloride	<5.5	<7.9	<5.7	<4.8	<5.3	<5.3	<5.5	<5.3	<5.7	13.9	<5.2	<5.5
42	Tetrachloroethylene (PCE)	7.1	0.48	0.55	8.5	3.2	0.83	6.7	0.85	0.98	2.1	0.23	0.52
5,200	1,1,1-Trichloroethane	2.2	<0.12	<0.089	1.3	0.23	<0.083	1.7	<0.083	<0.089	3.0	<0.081	<0.086
2.1	Trichlorethylene (TCE)	**4.9**	0.34	0.10	**3.8**	1.0	0.20	**4.4**	<0.081	0.19	1.9	<0.080	0.17
1.7	Vinyl Chloride	<0.040	<0.058	<0.042	<0.035	<0.039	<0.039	<0.040	<0.039	<0.042	<0.038	<0.038	<0.040
N/A	Total VOCs	14.62	0.95	0.79	13.97	4.80	1.16	13.15	1.00	1.31	21.20	0.34	0.80

Notes:

1. All samples collected by IWM Consulting personnel and analyzed at Pace Analytical Services, LLC located in Minneapolis, MN.
2. All VOCs analyzed using EPA Method TO-15 except for TCE, 1,2-DCA, and Vinyl Chloride, which were analyzed using EPA Method TO-15 SIM.
3. All results in µg/m^3.
4. N/A: not applicable (risk-based screening levels have not been developed).
5. IWM Consulting personnel obtained all of the vapor samples utilizing a 6-liter summa canister equipped with an 24-hour flow regulator (~4.167 mL/minute flow rate).
6. Indiana Department of Environmental Management (IDEM) Remediation Closure Guide (RCG) Screening Levels correspond to the levels published in Appendix A, Table A-6 of the RCG, updated March 2, 2020.
7. **Shaded/Bolded** concentrations exceed the IDEM RCG Residential Indoor Air Screening Level.
8. ϕ : Indicates that due to initial calibration verification percent differences, data were qualified as estimated, but still accepted, as inidicated in the Labaoratory Data Consultants, Inc data validation report dated November 16, 2018.

Table 11 (continued)
Residential Air Analytical Results
Former Bendix Facility
EPA ID # IND 044 587 848
Franklin, IN 46131

IDEM RCG Screening Levels (µg/m^3)	**Parameters**	**Air Sampling Locations (µg/m^3)**											
Residential Indoor Air	**Sample Location**	Outside Ambient Air						Indoor Air					
	Sample ID	AA-1 (Residence)			AA-2 Upwind (Residence)			IA - CS1 (Residence)			IA-FD1 (Residence)		
	Sample Date	11/07/2018-11/08/2018	2/18/2019 - 2/19/2019	1/23/2020 - 1/24/2020	11/07/2018-11/08/2018	2/18/2019 - 2/19/2019	1/23/2020 - 1/24/2020	11/07/2018-11/08/2018	2/27/2019 - 2/28/2019	1/9/2020 - 1/10/2020	11/07/2018-11/08/2018	2/27/2019 - 2/28/2019	1/9/2020 - 1/10/2020
18	1,1-Dichloroethane	<0.057	<0.058	<0.13	<0.059	<0.061	<0.12	<0.059	<0.064	<0.064	<0.059	<0.062	<0.064
1.1	1,2-Dichloroethane	0.071	0.093	0.091	0.069	0.091	0.096	0.13	0.11	0.15	0.13	0.10	0.15
N/A	cis-1,2-Dichloroethene	<0.056	<0.057	<0.062	<0.058	<0.060	<0.060	<0.058	<0.062	<0.062	<0.058	<0.061	<0.062
N/A	trans-1,2-Dichloroethene	<0.056 ϕ	<0.057	<0.062	<0.058 ϕ	<0.060	<0.060	<0.058 ǂ	<0.062	<0.062	<0.058 ǂ	<0.061	<0.062
630	Methylene Chloride	<4.9	<5.0	<5.5	<5.1	<5.3	<5.3	<5.1	<5.5	<5.5	<5.1	<5.4	<5.5
42	Tetrachloroethylene (PCE)	<0.096	0.11	<0.11	<0.099	0.13	<0.10	1.3	1.1	1.7	1.3	1.1	1.8
5,200	1,1,1-Trichloroethane	<0.077	<0.078	<0.086	<0.080	<0.083	<0.083	0.72	0.27	0.46	0.72	0.26	0.47
2.1	Trichlorethylene (TCE)	<0.076	0.087	<0.085	<0.079	<0.081	0.15	0.63	0.48	0.47	0.60	0.48	0.47
1.7	Vinyl Chloride	<0.036	<0.037	<0.040	<0.037	<0.039	<0.039	<0.037	<0.040	<0.040	<0.037	<0.040	<0.040
N/A	Total VOCs	0.071	0.290	0.091	0.069	0.221	0.246	2.78	1.96	2.78	2.75	1.94	2.89

Notes:

1. All samples collected by IWM Consulting personnel and analyzed at Pace Analytical Services, LLC located in Minneapolis, MN.
2. All VOCs analyzed using EPA Method TO-15 except for TCE, 1,2-DCA, and Vinyl Chloride, which were analyzed using EPA Method TO-15 SIM.
3. All results in µg/m^3.
4. N/A: not applicable (risk-based screening levels have not been developed).
5. IWM Consulting personnel obtained all of the vapor samples utilizing a 6-liter summa canister equipped with an 24-hour flow regulator (~4.167 mL/minute flow rate).
6. Indiana Department of Environmental Management (IDEM) Remediation Closure Guide (RCG) Screening Levels correspond to the levels published in Appendix A, Table A-6 of the RCG, updated March 2, 2020.
7. **Shaded/Bolded** concentrations exceed the IDEM RCG Residential Indoor Air Screening Level.
8. ϕ : Indicates that due to initial calibration verification percent differences, data were qualified as estimated, but still accepted, as inidicated in the Labaoratory Data Consultants, Inc data validation report dated November 16, 2018.
9. ǂ : Indicates that due to initial calibration verification percent differences, data were qualified as estimated, but still accepted, as inidicated in the Labaoratory Data Consultants, Inc data validation report dated November 16, 2018.

Table 11 (continued)
Residential Air Analytical Results
Former Bendix Facility
EPA ID # IND 044 587 848
Franklin, IN 46131

IDEM RCG Screening Levels (µg/m^3)	**Parameters**	**Air Sampling Locations (µg/m^3)**										
Residential Indoor Air	**Sample Location**	Indoor Air			Outside Ambient Air						Indoor Air	
	Sample ID	IA-MF1 (Residence)			AA-1 (Residence)			AA-2 Upwind (Residence)			IA-MF1 (Residence)	
	Sample Date	11/07/2018-11/08/2018	2/27/2019 - 2/28/2019	1/9/2020 - 1/10/2020	11/07/2018-11/08/2018	2/27/2019 - 2/28/2019	1/9/2020 - 1/10/2020	11/07/2018-11/08/2018	2/27/2019 - 2/28/2019	1/9/2020 - 1/10/2020	8/2/2019 - 8/3/2019	2/20/2020 - 2/21/2020
18	1,1-Dichloroethane	<0.064	<0.064	0.064	<0.057	<0.057	<0.064	<0.059	<0.061	<0.064	<0.069	<0.064
1.1	1,2-Dichloroethane	0.16	0.13	0.17	0.071	0.089	0.11	0.066	0.096	0.11	**3.3**	**1.2**
N/A	cis-1,2-Dichloroethene	<0.062	<0.062	<0.061	<0.056	<0.056	<0.062	<0.058	<0.060	<0.062	<0.068	<0.062 ϕ
N/A	trans-1,2-Dichloroethene	<0.062 ǂ	<0.062	<0.061	<0.056 ǂ	0.076	<0.062	<0.058 ǂ	<0.060	<0.062	<0.068	<0.062 ϕ
630	Methylene Chloride	<5.5	<5.5	<5.4	<4.9	<4.9	<5.5	<5.1	<5.3	<5.5	7.0	<5.5
42	Tetrachloroethylene (PCE)	2.7	1.6	1.3	<0.096	<0.096	0.11	0.22	<0.10	0.11	0.40	0.71
5,200	1,1,1-Trichloroethane	0.92	0.39	0.44	<0.077	<0.077	<0.086	<0.080	<0.083	<0.086	0.17	0.44
2.1	Trichlorethylene (TCE)	1.2	0.75	0.51	<0.076	0.081	<0.085	<0.079	<0.081	<0.085	0.19	0.83
1.7	Vinyl Chloride	<0.040	<0.040	<0.040	<0.036	<0.036	<0.040	<0.037	<0.039	<0.040	<0.044	<0.040
N/A	Total VOCs	4.98	2.87	2.484	0.071	0.246	0.22	0.286	0.096	0.22	11.06	3.18

Notes:

1. All samples collected by IWM Consulting personnel and analyzed at Pace Analytical Services, LLC located in Minneapolis, MN.
2. All VOCs analyzed using EPA Method TO-15 except for TCE, 1,2-DCA, and Vinyl Chloride, which were analyzed using EPA Method TO-15 SIM.
3. All results in µg/m^3.
4. N/A: not applicable (risk-based screening levels have not been developed).
5. IWM Consulting personnel obtained all of the vapor samples utilizing a 6-liter summa canister equipped with an 24-hour flow regulator (~4.167 mL/minute flow rate).
6. Indiana Department of Environmental Management (IDEM) Remediation Closure Guide (RCG) Screening Levels correspond to the levels published in Appendix A, Table A-6 of the RCG, updated March 2, 2020.
7. **Shaded/Bolded** concentrations exceed the IDEM RCG Residential Indoor Air Screening Level.
8. ǂ : Indicates that due to initial calibration verification percent differences, data were qualified as estimated, but still accepted, as inidicated in the Labaoratory Data Consultants, Inc data validation report dated November 16, 2018.
9. ϕ : Indicates that due to initial calibration verification percent differences, data were qualified as estimated, but still accepted, as inidicated in the Labaoratory Data Consultants, Inc data validation report dated February 28, 2020.

Table 11 (continued)
Residential Air Analytical Results
Former Bendix Facility
EPA ID # IND 044 587 848
Franklin, IN 46131

IDEM RCG Screening Levels (µg/m^3)	Parameters	Air Sampling Locations (µg/m^3)										
Residential Indoor Air	Sample Location	Indoor Air				Outside Ambient Air			Indoor Air			
	Sample ID	IA-FD1 (Residence)		IA-MF2 (Residence)		AA-1 (Residence)		AA-2 Upwind (Residence)	IA - CS1 (Residence)		IA-FD1 (Residence)	
	Sample Date	8/2/2019 - 8/3/2019	2/20/2020 - 2/21/2020	8/2/2019 - 8/3/2019	2/20/2020 - 2/21/2020	8/2/2019 - 8/3/2019	2/20/2020 - 2/21/2020	8/2/2019 - 8/3/2019	2/13/2019 - 2/14/2019	1/30/2020 - 1/31/2020	2/13/2019 - 2/14/2019	1/30/2020 - 1/31/2020
18	1,1-Dichloroethane	<0.059	<0.061	<0.061	<0.064	<0.079	<0.069	<0.064	<0.059	<0.059	<0.061	<0.059
1.1	1,2-Dichloroethane	**3.3**	**1.2**	**4.2**	**1.5**	0.088	0.085	0.084	0.11	0.13	0.10	0.12
N/A	cis-1,2-Dichloroethene	<0.058	<0.060 ϕ	<0.060	<0.062 ϕ	<0.077	<0.068 ϕ	<0.062	<0.058	<0.058 ǂ	<0.060	<0.058 ǂ
N/A	trans-1,2-Dichloroethene	<0.058	<0.060 ϕ	<0.060	<0.062 ϕ	<0.077	6.0	<0.062	<0.058	<0.058	<0.060	<0.058
630	Methylene Chloride	5.8	<5.3	5.7	<5.5	<6.8	<5.9	<5.5	<5.1	<5.1	<5.3	<5.1
42	Tetrachloroethylene (PCE)	0.38	0.70	0.44	0.91	0.15	0.16	0.12	2.6	2.7	2.5	2.9
5,200	1,1,1-Trichloroethane	0.16	0.42	0.18	0.52	<0.11	<0.093	<0.086	0.11	0.12	0.11	0.13
2.1	Trichlorethylene (TCE)	0.17	0.81	0.18	1.1	<0.10	<0.092	<0.085	<0.079	0.14 ǂ	<0.081	0.11 ǂ
1.7	Vinyl Chloride	<0.037	<0.039	<0.039	<0.040	<0.050	<0.044	<0.040	<0.037	<0.037	<0.039	<0.037
N/A	Total VOCs	9.81	3.13	10.70	4.03	0.238	6.245	0.204	2.82	3.09	2.710	3.26

Notes:

1. All samples collected by IWM Consulting personnel and analyzed at Pace Analytical Services, LLC located in Minneapolis, MN.
2. All VOCs analyzed using EPA Method TO-15 except for TCE, 1,2-DCA, and Vinyl Chloride, which were analyzed using EPA Method TO-15 SIM.
3. All results in µg/m^3.
4. N/A: not applicable (risk-based screening levels have not been developed).
5. IWM Consulting personnel obtained all of the vapor samples utilizing a 6-liter summa canister equipped with an 24-hour flow regulator (~4.167 mL/minute flow rate).
6. Indiana Department of Environmental Management (IDEM) Remediation Closure Guide (RCG) Screening Levels correspond to the levels published in Appendix A, Table A-6 of the RCG, updated March 2, 2020.
7. **Shaded/Bolded** concentrations exceed the IDEM RCG Residential Indoor Air Screening Level.
8. ϕ : Indicates that due to initial calibration verification percent differences, data were qualified as estimated, but still accepted, as inidicated in the Labaoratory Data Consultants, Inc data validation report dated February 28, 2020.
9. ǂ : Indicates that due to initial calibration verification percent differences, data were qualified as estimated, but still accepted, as inidicated in the Labaoratory Data Consultants, Inc data validation report dated February 12, 2020.

Table 11 (continued)
Residential Air Analytical Results
Former Bendix Facility
EPA ID # IND 044 587 848
Franklin, IN 46131

IDEM RCG Screening Levels (µg/m^3)	Parameters	Air Sampling Locations (µg/m^3)											
Residential Indoor Air	Sample Location	Indoor Air		Outside Ambient Air				Indoor Air					
	Sample ID	IA-MF1 (Residence)		AA-1 (Residence)		AA-2 upwind (Residence)		IA - CS1 (Residence)		IA-FD1 (Residence)		IA-MF1 (Residence)	IA-MF2 (Residence)
	Sample Date	2/13/2019 - 2/14/2019	1/30/2020 - 1/31/2020	2/13/2019 - 2/14/2019	1/30/2020 - 1/31/2020	2/13/2019 - 2/14/2019	1/30/2020 - 1/31/2020	12/03/2018-12/04/2018	1/28/2020 - 1/29/2020	12/03/2018-12/04/2018	1/28/2020 - 1/29/2020	1/28/2020 - 1/29/2020	1/28/2020 - 1/29/2020
18	1,1-Dichloroethane	<0.065	0.062	<0.059	<0.056	<0.058	<0.057	<0.064	<0.057	<0.064	<0.057	<0.072	<0.061
1.1	1,2-Dichloroethane	0.12	0.20	0.11	0.11	0.10	0.12	0.087	0.094	0.086	0.10	0.096	0.098
N/A	cis-1,2-Dichloroethene	<0.064	<0.060 ǂ	<0.058	<0.055 ǂ	<0.057	<0.056 ǂ	<0.062	<0.056	<0.062	<0.056	<0.071	<0.060
N/A	trans-1,2-Dichloroethene	<0.064	<0.060	<0.058	<0.055	<0.057	<0.056	<0.062	<0.056	<0.062	<0.056	<0.071	<0.060
630	Methylene Chloride	<5.6	<5.3	<5.1	<4.8	<5.0	<4.9	**2,040***	<4.9	**1,730***	<4.9	<6.2	<5.3
42	Tetrachloroethylene (PCE)	2.5	3.0	0.14	0.13	<0.097	0.11	0.41	0.30	0.50	0.30	0.18	0.18
5,200	1,1,1-Trichloroethane	0.10	0.13	<0.080	<0.075	<0.078	<0.077	<0.086	<0.077	<0.086	<0.077	<0.097	<0.083
2.1	Trichlorethylene (TCE)	<0.086	0.14 ǂ	<0.079	<0.074 ǂ	<0.077	<0.076 ǂ	0.14	<0.076	<0.085	<0.076	<0.096	<0.081
1.7	Vinyl Chloride	<0.041	<0.039	<0.037	<0.035	<0.037	<0.036	<0.040	<0.036	<0.040	<0.036	<0.046	<0.039
N/A	Total VOCs	2.72	3.532	0.25	0.24	0.10	0.23	2,040.637	0.394	1,730.586	0.40	0.276	0.278

Notes:

1. All samples collected by IWM Consulting personnel and analyzed at Pace Analytical Services, LLC located in Minneapolis, MN.

2. All VOCs analyzed using EPA Method TO-15 except for TCE, 1,2-DCA, and Vinyl Chloride, which were analyzed using EPA Method TO-15 SIM.

3. All results in µg/m^3.

4. N/A: not applicable (risk-based screening levels have not been developed).

5. IWM Consulting personnel obtained all of the vapor samples utilizing a 6-liter summa canister equipped with an 24-hour flow regulator (~4.167 mL/minute flow rate).

6. Indiana Department of Environmental Management (IDEM) Remediation Closure Guide (RCG) Screening Levels correspond to the levels published in Appendix A, Table A-6 of the RCG, updated March 2, 2020.

7. **Shaded/Bolded** concentrations exceed the IDEM RCG Residential Indoor Air Screening Level.

9. ǂ : Indicates that due to initial calibration verification percent differences, data were qualified as estimated, but still accepted, as inidicated in the Labaoratory Data Consultants, Inc data validation report dated February 12, 2020.

10. * Please note that remodeling activities were taking place at the residence during the sampling event (painting, window installation, insulation, wall repairs, and other activities) and the methylene chloride appears to be related to these activities.

Table 11 (continued)
Residential Air Analytical Results
Former Bendix Facility
EPA ID # IND 044 587 848
Franklin, IN 46131

IDEM RCG Screening Levels (µg/m³)	**Parameters**	**Air Sampling Locations (µg/m³)**											
Residential Indoor Air	**Sample Location**	Outside Ambient Air				Indoor Air							
	Sample ID	AA-1 (Residence)		AA-2 upwind (Residence)		IA-BM1 (Residence)			IA-FD1 (Residence)			IA-MF2 (Residence)	
	Sample Date	12/03/2018-12/04/2018	1/28/2020 - 1/29/2020	12/03/2018-12/04/2018	1/28/2020 - 1/29/2020	12/11/2018-12/12/2018	4/30/2019 - 5/1/2019	1/14/2020 - 1/15/2020	12/11/2018-12/12/2018	4/30/2019 - 5/1/2019	1/14/2020 - 1/15/2020	4/30/2019 - 5/1/2019	1/14/2020 - 1/15/2020
18	1,1-Dichloroethane	<0.057	<0.069	<0.057	<0.057	<0.064	<0.064	<0.066	<0.059	<0.064	<0.064	<0.064	<0.066
1.1	1,2-Dichloroethane	0.073	0.11	0.13	0.10	0.46	0.87	0.29	0.46	0.89	0.28	**1.4**	0.47
N/A	cis-1,2-Dichloroethene	<0.056	<0.068	<0.056	<0.056	<0.062	<0.062	<0.065	<0.058	<0.062	<0.062	<0.062	<0.065
N/A	trans-1,2-Dichloroethene	<0.056	<0.068	<0.056	<0.056	<0.062‡	<0.062	<0.065	<0.058‡	<0.062	<0.062	<0.062	<0.065
630	Methylene Chloride	5.0	<5.9	5.5	<4.9	<5.5	<5.5	<5.7	<5.1	6.7	<5.5	<5.5	<5.7
42	Tetrachloroethylene (PCE)	0.11	0.14	0.16	0.10	5.7	3.8	1.2	6.0	3.9	1.1	2.2	0.88
5,200	1,1,1-Trichloroethane	<0.077	<0.093	<0.077	<0.077	1.6	0.66	<0.089	1.6	<0.086	<0.086	<0.086	<0.089
2.1	Trichlorethylene (TCE)	<0.076	0.18	<0.076	<0.076	**2.7**	1.7	<0.088	**2.7**	1.6	<0.085	0.84	<0.088
1.7	Vinyl Chloride	<0.036	<0.044	<0.036	<0.036	<0.040	<0.040	<0.042	<0.037	<0.040	<0.040	<0.040	<0.042
N/A	Total VOCs	5.183	0.43	5.790	0.20	10.46	7.03	1.49	10.76	13.09	1.38	4.44	1.35

Notes:

1. All samples collected by IWM Consulting personnel and analyzed at Pace Analytical Services, LLC located in Minneapolis, MN.
2. All VOCs analyzed using EPA Method TO-15 except for TCE, 1,2-DCA, and Vinyl Chloride, which were analyzed using EPA Method TO-15 SIM.
3. All results in µg/m³.
4. N/A: not applicable (risk-based screening levels have not been developed).
5. IWM Consulting personnel obtained all of the vapor samples utilizing a 6-liter summa canister equipped with an 24-hour flow regulator (~4.167 mL/minute flow rate).
6. Indiana Department of Environmental Management (IDEM) Remediation Closure Guide (RCG) Screening Levels correspond to the levels published in Appendix A, Table A-6 of the RCG, updated March 2, 2020.
7. **Shaded/Bolded** concentrations exceed the IDEM RCG Residential Indoor Air Screening Level.

Table 11 (continued)
Residential Air Analytical Results
Former Bendix Facility
EPA ID # IND 044 587 848
Franklin, IN 46131

IDEM RCG Screening Levels (µg/m³)	**Parameters**	**Air Sampling Locations (µg/m³)**										
Residential Indoor Air	**Sample Location**	Indoor Air			Outside Ambient Air						Indoor Air	
	Sample ID	IA-MF1 (Residence)			AA-1 (Residence)			AA-2 Upwind (Residence)			IA - CS1 (Residence)	
	Sample Date	12/11/2018-12/12/2018	4/30/2019 - 5/1/2019	1/14/2020 - 1/15/2020	12/11/2018-12/12/2018	4/30/2019 - 5/1/2019	1/14/2020 - 1/15/2020	12/11/2018-12/12/2018	4/30/2019 - 5/1/2019	1/14/2020 - 1/15/2020	10/24/2018-10/25/2018	3/19/2019 - 3/20/2019
18	1,1-Dichloroethane	<0.064	<0.064	<0.066	<0.060	<0.064	<0.060	<0.060	<0.064	<0.061	<0.061	<0.061
1.1	1,2-Dichloroethane	0.48	1.0	0.40	0.12	0.13	0.083	0.12	0.11	0.077	0.067	0.094
N/A	cis-1,2-Dichloroethene	<0.062	<0.062	<0.065	<0.059	<0.062	<0.059	<0.059	<0.062	<0.060	<0.060	<0.060
N/A	trans-1,2-Dichloroethene	<0.062‡	<0.062	<0.065	<0.059‡	0.089	<0.059	<0.059‡	<0.062	<0.060	<0.060	<0.060
630	Methylene Chloride	6.3	<5.5	6.0	<5.2	32.4	5.7	6.8	6.8	<5.3	<5.3	<5.3
42	Tetrachloroethylene (PCE)	6.3	2.9	0.98	0.14	0.78	1.1	0.15	0.13	1.2	1.1	0.73
5,200	1,1,1-Trichloroethane	1.5	0.33	<0.089	<0.081	<0.086	<0.081	<0.081	<0.086	<0.083	<0.083	<0.083
2.1	Trichlorethylene (TCE)	**2.8**	0.93	0.091	<0.080	0.46	0.10	<0.080	<0.085	<0.081	0.11	0.10
1.7	Vinyl Chloride	<0.040	<0.040	<0.042	<0.038	<0.040	<0.038	<0.038	<0.040	<0.039	<0.039	<0.039
N/A	Total VOCs	17.38	5.16	7.471	0.26	33.859	6.983	7.07	7.04	1.277	1.277	0.924

Notes:

1. All samples collected by IWM Consulting personnel and analyzed at Pace Analytical Services, LLC located in Minneapolis, MN.
2. All VOCs analyzed using EPA Method TO-15 except for TCE, 1,2-DCA, and Vinyl Chloride, which were analyzed using EPA Method TO-15 SIM.
3. All results in µg/m^3.
4. N/A: not applicable (risk-based screening levels have not been developed).
5. IWM Consulting personnel obtained all of the vapor samples utilizing a 6-liter summa canister equipped with an 24-hour flow regulator (~4.167 mL/minute flow rate).
6. Indiana Department of Environmental Management (IDEM) Remediation Closure Guide (RCG) Screening Levels correspond to the levels published in Appendix A, Table A-6 of the RCG, updated March 2, 2020.
7. **Shaded/Bolded** concentrations exceed the IDEM RCG Residential Indoor Air Screening Level.

Table 11 (continued)
Residential Air Analytical Results
Former Bendix Facility
EPA ID # IND 044 587 848
Franklin, IN 46131

IDEM RCG Screening Levels (µg/m³)	**Parameters**	**Air Sampling Locations (µg/m³)**										
Residential Indoor Air	**Sample Location**	Indoor Air			Outside Ambient Air			Indoor Air			Outside Ambient Air	
	Sample ID	IA-FD1 (Residence)		IA-MF1 (Residence)	AA-1 (Residence)		AA-2 Upwind (Residence)	IA-BM1 (Residence)	IA-FD1 (Residence)	IA-MF1 (Residence)	AA-1 (Residence)	AA-2 Upwind (Residence)
	Sample Date	10/24/2018-10/25/2018	3/19/2019 - 3/20/2019	3/19/2019 - 3/20/2019	10/24/2018-10/25/2018	3/19/2019 - 3/20/2019	3/19/2019 - 3/20/2019	1/20/2020 - 1/21/2020	1/20/2020 - 1/21/2020	1/20/2020 - 1/21/2020	1/20/2020 - 1/21/2020	1/20/2020 - 1/21/2020
18	1,1-Dichloroethane	<0.059	<0.061	<0.061	<0.059	<0.059	<0.061	<0.064	<0.064	<0.064	<0.057	<0.059
1.1	1,2-Dichloroethane	0.068	0.093	0.15	0.064	0.093	0.094	0.32	0.38	0.83	0.071	0.069
N/A	cis-1,2-Dichloroethene	<0.058	<0.060	0.14	<0.058	<0.058	<0.060	<0.062	<0.062	<0.062	<0.056	<0.058
N/A	trans-1,2-Dichloroethene	<0.058	<0.060	<0.060	<0.058	<0.058	<0.060	<0.062	<0.062	<0.062	<0.056	<0.058
630	Methylene Chloride	<5.1	<5.3	<5.3	<5.1	<5.1	<5.3	61.3	86.1	62.8	6.9	<5.1
42	Tetrachloroethylene (PCE)	0.97	0.74	1.9	0.14	0.15	0.12	1.7	2.0	2.3	<0.096	<0.099
5,200	1,1,1-Trichloroethane	<0.080	<0.083	<0.083	<0.080	<0.080	<0.083	<0.086	<0.086	<0.086	<0.077	<0.080
2.1	Trichlorethylene (TCE)	<0.079	0.10	0.46	0.18	<0.079	<0.081	0.12	0.32	0.17	0.19	<0.079
1.7	Vinyl Chloride	<0.037	<0.039	<0.039	<0.037	<0.037	<0.039	<0.040	<0.040	<0.040	<0.036	<0.037
N/A	Total VOCs	1.038	0.933	2.650	0.384	0.243	0.214	63.44	88.80	66.10	7.161	0.069

Notes:

1. All samples collected by IWM Consulting personnel and analyzed at Pace Analytical Services, LLC located in Minneapolis, MN.
2. All VOCs analyzed using EPA Method TO-15 except for TCE, 1,2-DCA, and Vinyl Chloride, which were analyzed using EPA Method TO-15 SIM.
3. All results in µg/m³.
4. N/A: not applicable (risk-based screening levels have not been developed).
5. IWM Consulting personnel obtained all of the vapor samples utilizing a 6-liter summa canister equipped with an 24-hour flow regulator (~4.167 mL/minute flow rate).
6. Indiana Department of Environmental Management (IDEM) Remediation Closure Guide (RCG) Screening Levels correspond to the levels published in Appendix A, Table A-6 of the RCG, updated March 2, 2020.
7. **Shaded/Bolded** concentrations exceed the IDEM RCG Residential Indoor Air Screening Level.

Table 11 (continued)
Residential Air Analytical Results
Former Bendix Facility
EPA ID # IND 044 587 848
Franklin, IN 46131

IDEM RCG Screening Levels (µg/m³)	Parameters	Air Sampling Locations (µg/m³)											
Residential Indoor Air	Sample Location	Indoor Air						Outside Ambient Air				Indoor Air	
	Sample ID	IA-MF1 (Residence)		IA-FD1 (Residence)		IA-MF2 (Residence)		AA-1 (Residence)		AA-2 Upwind (Residence)		IA-BM1 (Residence)	
	Sample Date	8/1/2019 - 8/2/2019	2/3/2020 - 2/4/2020	8/1/2019 - 8/2/2019	2/3/2020 - 2/4/2020	8/1/2019 - 8/2/2019	2/3/2020 - 2/4/2020	8/1/2019 - 8/2/2019	2/3/2020 - 2/4/2020	8/1/2019 - 8/2/2019	2/3/2020 - 2/4/2020	12/10/2018 - 12/11/2018	1/15/2020 - 1/16/2020
18	1,1-Dichloroethane	0.061	<0.064	0.064	<0.061	0.071	<0.064	<0.066	<0.064	<0.087	<0.059	<0.061	<0.064
1.1	1,2-Dichloroethane	**11.6**	**3.8**	**12.1**	**3.7**	**13.3**	**4.2**	0.072	0.11	<0.087	0.097	0.23	0.11
N/A	cis-1,2-Dichloroethene	<0.060	<0.062	<0.059	<0.060	<0.060	<0.062	<0.065	<0.062	<0.085	<0.058	<0.060	<0.062
N/A	trans-1,2-Dichloroethene	<0.060	<0.062	<0.059	<0.060	<0.060	<0.062	<0.065	<0.062	<0.085	<0.058	0.082ǂ	<0.062
630	Methylene Chloride	<5.3	<5.5	<5.2	<5.3	<5.3	<5.5	<5.7	<5.5	<7.5	<5.1	<5.3	<5.5
42	Tetrachloroethylene (PCE)	0.21	0.18	0.18	0.18	0.18	0.12	0.12	<0.11	<0.15	<0.099	0.68	0.49
5,200	1,1,1-Trichloroethane	<0.083	0.11	<0.081	0.11	0.14	0.12	<0.089	<0.086	<0.12	<0.080	0.10	<0.086
2.1	Trichlorethylene (TCE)	0.11	0.11	<0.080	<0.081	<0.081	0.12	<0.088	<0.085	<0.12	<0.079	0.32	<0.085
1.7	Vinyl Chloride	<0.039	<0.040	0.045	<0.039	<0.039	<0.040	<0.042	<0.040	<0.055	<0.037	<0.039	<0.040
N/A	Total VOCs	11.98	4.20	12.389	3.99	13.691	4.56	0.192	0.11	0.00	0.097	1.412	0.60

Notes:

1. All samples collected by IWM Consulting personnel and analyzed at Pace Analytical Services, LLC located in Minneapolis, MN.
2. All VOCs analyzed using EPA Method TO-15 except for TCE, 1,2-DCA, and Vinyl Chloride, which were analyzed using EPA Method TO-15 SIM.
3. All results in µg/m³.
4. N/A: not applicable (risk-based screening levels have not been developed).
5. IWM Consulting personnel obtained all of the vapor samples utilizing a 6-liter summa canister equipped with an 24-hour flow regulator (~4.167 mL/minute flow rate).
6. Indiana Department of Environmental Management (IDEM) Remediation Closure Guide (RCG) Screening Levels correspond to the levels published in Appendix A, Table A-6 of the RCG, updated March 2, 2020.
7. **Shaded/Bolded** concentrations exceed the IDEM RCG Residential Indoor Air Screening Level.

Table 11 (continued)
Residential Air Analytical Results
Former Bendix Facility
EPA ID # IND 044 587 848
Franklin, IN 46131

IDEM RCG Screening Levels (µg/m^3)	**Parameters**	**Air Sampling Locations (µg/m^3)**											
Residential Indoor Air	**Sample Location**	Indoor Air										Outside Ambient Air	
	Sample ID	IA-FD1 (Residence)		IA-CS1 (Residence)		IA-MF1 (Residence)		IA-MF2 (Residence)		IA-SF1 (Residence)		AA-1 (Residence)	
	Sample Date	12/10/2018 - 12/11/2018	1/15/2020 - 1/16/2020	12/10/2018 - 12/11/2018	1/15/2020 - 1/16/2020	12/10/2018 - 12/11/2018	1/15/2020 - 1/16/2020	12/10/2018 - 12/11/2018	1/15/2020 - 1/16/2020	12/10/2018 - 12/11/2018	1/15/2020 - 1/16/2020	12/10/2018 - 12/11/2018	1/15/2020 - 1/16/2020
18	1,1-Dichloroethane	<0.058	<0.064	<0.060	<0.066	<0.060	<0.061	<0.061	<0.066	<0.059	<0.064	<0.056	<0.061
1.1	1,2-Dichloroethane	0.23	0.11	0.22	0.12	0.25	0.66	0.27	0.30	0.55	0.61	0.11	<0.061
N/A	cis-1,2-Dichloroethene	<0.057	<0.062	<0.059	<0.065	<0.059	<0.060	<0.060	<0.065	<0.058	<0.062	<0.055	<0.060
N/A	trans-1,2-Dichloroethene	0.087 ǂ	<0.062	0.088 ǂ	<0.065	0.076 ǂ	0.061	0.10 ǂ	<0.065	0.086 ǂ	<0.062	0.078 ǂ	<0.060
630	Methylene Chloride	<5.0	<5.5	<5.2	<5.7	7.0	56.6	5.7	<5.7	<5.1	<5.5	<4.8	<5.3
42	Tetrachloroethylene (PCE)	0.60	0.47	0.70	0.58	0.63	1.1	0.66	0.81	0.92	0.65	0.17	<0.10
5,200	1,1,1-Trichloroethane	0.10	<0.086	0.12	<0.089	0.11	<0.083	0.12	<0.089	0.11	<0.086	<0.075	<0.083
2.1	Trichlorethylene (TCE)	0.30	<0.085	0.42	0.23	0.37	0.52	0.37	0.20	0.35	0.18	<0.074	<0.081
1.7	Vinyl Chloride	<0.037	<0.040	<0.038	<0.042	<0.038	<0.039	<0.039	<0.042	<0.037	<0.040	<0.035	<0.039
N/A	Total VOCs	1.317	0.58	1.548	0.93	8.436	58.941	7.22	1.31	2.016	1.44	0.358	0.0

Notes:

1. All samples collected by IWM Consulting personnel and analyzed at Pace Analytical Services, LLC located in Minneapolis, MN.
2. All VOCs analyzed using EPA Method TO-15 except for TCE, 1,2-DCA, and Vinyl Chloride, which were analyzed using EPA Method TO-15 SIM.
3. All results in µg/m^3.
4. N/A: not applicable (risk-based screening levels have not been developed).
5. IWM Consulting personnel obtained all of the vapor samples utilizing a 6-liter summa canister equipped with an 24-hour flow regulator (~4.167 mL/minute flow rate).
6. Indiana Department of Environmental Management (IDEM) Remediation Closure Guide (RCG) Screening Levels correspond to the levels published in Appendix A, Table A-6 of the RCG, updated March 2, 2020.
7. **Shaded/Bolded** concentrations exceed the IDEM RCG Residential Indoor Air Screening Level.
8. ǂ : Indicates that due to initial calibration verification percent differences, contiuning calibration percent differences, or laboratory control samples percent recoveries, data were qualified as estimated, but still accepted, as inidicated in the Labaoratory Data Consultants, Inc data validation report dated December 20, 2018.

Table 11 (continued)
Residential Air Analytical Results
Former Bendix Facility
EPA ID # IND 044 587 848
Franklin, IN 46131

IDEM RCG Screening Levels (µg/m³)	**Parameters**	**Air Sampling Locations (µg/m³)**										
Residential Indoor Air	**Sample Location**	Outside Ambient Air		Indoor Air						Outside Ambient Air		
	Sample ID	AA-2 Upwind (Residence)		IA-MF1 (Residence)		IA-FD1 (Residence)		IA-MF2 (Residence)		AA-1 (Residence)		AA-2 Upwind (Residence)
	Sample Date	12/10/2018 - 12/11/2018	1/15/2020 - 1/16/2020	1/16/2019-1/17/2019	2/19/2020 - 2/20/2020	1/16/2019-1/17/2019	2/19/2020 - 2/20/2020	1/16/2019-1/17/2019	2/19/2020 - 2/20/2020	1/16/2019-1/17/2019	2/19/2020 - 2/20/2020	1/16/2019-1/17/2019
18	1,1-Dichloroethane	<0.057	<0.064	<0.064	<0.059	<0.064	<0.059	<0.061	<0.059	<0.057	<0.059	<0.059
1.1	1,2-Dichloroethane	0.11	<0.064	**2.4**	0.60	**2.3**	0.65	**2.1**	0.77	0.12	0.098	0.12
N/A	cis-1,2-Dichloroethene	<0.056	<0.062	<0.062	<0.058 ǂ	<0.062	<0.058 ǂ	<0.060	<0.058 ǂ	<0.056	<0.058 ǂ	<0.058
N/A	trans-1,2-Dichloroethene	0.11ǂ	<0.062	<0.062	<0.058 ǂ	<0.062	<0.058 ǂ	<0.060	<0.058 ǂ	<0.056	<0.058 ǂ	<0.058
630	Methylene Chloride	<4.9	<5.5	<5.5	<5.1	7.2	<5.1	6.5	<5.1	15.7	<5.1	5.8
42	Tetrachloroethylene (PCE)	0.18	<0.11	0.99	0.60	1.0	0.70	1.4	0.78	0.27	0.13	0.13
5,200	1,1,1-Trichloroethane	<0.076	<0.086	<0.086	<0.080	0.15	<0.080	<0.083	<0.080	<0.077	<0.080	<0.080
2.1	Trichlorethylene (TCE)	<0.076	<0.085	0.27	<0.079	0.28	<0.079	0.78	<0.079	<0.076	<0.079	<0.079
1.7	Vinyl Chloride	<0.036	<0.040	<0.040	<0.037	<0.040	<0.037	<0.039	<0.037	<0.036	<0.037	<0.037
N/A	Total VOCs	0.40	0.0	3.66	1.20	10.93	1.35	10.78	1.55	16.09	0.228	6.05

Notes:

1. All samples collected by IWM Consulting personnel and analyzed at Pace Analytical Services, LLC located in Minneapolis, MN.
2. All VOCs analyzed using EPA Method TO-15 except for TCE, 1,2-DCA, and Vinyl Chloride, which were analyzed using EPA Method TO-15 SIM.
3. All results in µg/m³.
4. N/A: not applicable (risk-based screening levels have not been developed).
5. IWM Consulting personnel obtained all of the vapor samples utilizing a 6-liter summa canister equipped with an 24-hour flow regulator (~4.167 mL/minute flow rate).
6. Indiana Department of Environmental Management (IDEM) Remediation Closure Guide (RCG) Screening Levels correspond to the levels published in Appendix A, Table A-6 of the RCG, updated March 2, 2020.
7. **Shaded/Bolded** concentrations exceed the IDEM RCG Residential Indoor Air Screening Level.
8. ǂ : Indicates that due to initial calibration verification percent differences, data were qualified as estimated, but still accepted, as indicated in the Laboratory Data Consultants, Inc data validation report dated February 28, 2020.

Table 11 (continued)
Residential Air Analytical Results
Former Bendix Facility
EPA ID # IND 044 587 848
Franklin, IN 46131

IDEM RCG Screening Levels (µg/m³)	**Parameters**	**Air Sampling Locations (µg/m³)**									
Residential Indoor Air	**Sample Location**	Indoor Air						Outdoor Ambient Air			
	Sample ID	IA-MF1 (Residence)		IA-FD1 (Residence)		IA-MF2 (Residence)		AA-1 (Residence)		AA-2 Upwind (Residence)	
	Sample Date	12/17/2018-12/18/2018	1/27/2020 - 1/28/2020	12/17/2018-12/18/2018	1/27/2020 - 1/28/2020	12/17/2018-12/18/2018	1/27/2020 - 1/28/2020	12/17/2018-12/18/2018	1/27/2020 - 1/28/2020	12/17/2018-12/18/2018	1/27/2020 - 1/28/2020
18	1,1-Dichloroethane	<0.059	<0.065	<0.061	<0.064	<0.061	<0.055	<0.058	<0.059	<0.057	<0.060
1.1	1,2-Dichloroethane	0.29	0.19	0.29	0.18	0.31	0.10	0.12	0.063	0.12	0.062
N/A	cis-1,2-Dichloroethene	<0.058	<0.064	<0.060	<0.062	<0.060	<0.054	<0.057	<0.058	<0.056	<0.059
N/A	trans-1,2-Dichloroethene	<0.058 ǂ	<0.064 ϕ	<0.060 ǂ	<0.062 ϕ	<0.060 ǂ	<0.054 ϕ	<0.057 ǂ	<0.058 ϕ	<0.056 ǂ	<0.059 ϕ
630	Methylene Chloride	7.0	<5.6	9.9	<5.5	7.9	5.1	5.9	<5.1	5.6	<5.2
42	Tetrachloroethylene (PCE)	0.23	0.19	0.23	0.39	0.22	<0.093	0.20	<0.099	0.23	<0.10
5,200	1,1,1-Trichloroethane	<0.080	<0.088	<0.083	<0.086	<0.083	<0.075	<0.078	<0.080	0.095	<0.081
2.1	Trichlorethylene (TCE)	0.098	<0.086	0.095	<0.085	0.089	<0.074	0.10	<0.079	0.54	<0.080
1.7	Vinyl Chloride	<0.037	<0.041	<0.039	<0.040	<0.039	<0.035	<0.037	<0.037	<0.036	<0.038
N/A	Total VOCs	7.618	0.38	10.515	0.57	8.519	5.20	6.32	0.063	6.585	0.062

Notes:

1. All samples collected by IWM Consulting personnel and analyzed at Pace Analytical Services, LLC located in Minneapolis, MN.

2. All VOCs analyzed using EPA Method TO-15 except for TCE, 1,2-DCA, and Vinyl Chloride, which were analyzed using EPA Method TO-15 SIM.

3. All results in µg/m³.

4. N/A: not applicable (risk-based screening levels have not been developed).

5. IWM Consulting personnel obtained all of the vapor samples utilizing a 6-liter summa canister equipped with an 24-hour flow regulator (~4.167 mL/minute flow rate).

6. Indiana Department of Environmental Management (IDEM) Remediation Closure Guide (RCG) Screening Levels correspond to the levels published in Appendix A, Table A-6 of the RCG, updated March 2, 2020.

7. **Shaded/Bolded** concentrations exceed the IDEM RCG Residential Indoor Air Screening Level.

8. ǂ : Indicates that due to initial calibration verification percent differences, contiuning calibration percent differences, or laboratory control samples percent recoveries, data were qualified as estimated, but still accepted, as inidicated in the Labaoratory Data Consultants, Inc data validation report dated December 27, 2018.

10. ϕ : Indicates that due to contiuning calibration percent differences and laboratory control samples percent recoveries, data were qualified as estimated, but still accepted, as inidicated in the Labaoratory Data Consultants, Inc data validation report dated February 10, 2020.

Table 11 (continued)
Residential Air Analytical Results
Former Bendix Facility
EPA ID # IND 044 587 848
Franklin, IN 46131

IDEM RCG Screening Levels (µg/m^3)	Parameters	Air Sampling Locations (µg/m^3)											
Residential Indoor Air	Sample Location	Indoor Air									Outside Ambient Air		
	Sample ID	IA-BM1 (Residence)			IA-FD1 (Residence)			IA-MF1 (Residence)			AA-1 (Residence)		
	Sample Date	12/18/2018-12/19/2018	2/28/2019 - 3/1/2019	1/23/2020 - 1/24/2020	12/18/2018-12/19/2018	2/28/2019 - 3/1/2019	1/23/2020 - 1/24/2020	12/18/2018-12/19/2018	2/28/2019 - 3/1/2019	1/23/2020 - 1/24/2020	12/18/2018-12/19/2018	2/28/2019 - 3/1/2019	1/23/2020 - 1/24/2020
18	1,1-Dichloroethane	<0.061	<0.065	<0.13	<0.064	<0.064	<0.13	<0.061	<0.065	0.16	<0.097	<0.061	<0.11
1.1	1,2-Dichloroethane	**1.6**	0.23	0.28	**1.6**	0.23	0.29	**2.9**	0.25	0.35	0.14	0.089	0.089
N/A	cis-1,2-Dichloroethene	<0.060	<0.064	0.54	<0.062	<0.062	0.56	<0.060	<0.064	0.98	<0.096	<0.060	<0.054
N/A	trans-1,2-Dichloroethene	<0.060 ǂ	<0.064	<0.062	<0.062 ǂ	<0.062	<0.065	<0.060 ǂ	<0.064	<0.071	<0.096 ǂ	<0.060	<0.054
630	Methylene Chloride	5.4	10.6	<5.5	7.1	<5.5	6.1	6.5	7.1	<6.2	11.8	<5.3	10.6
42	Tetrachloroethylene (PCE)	0.30	0.19	3.2	0.25	0.19	3.4	0.26	0.16	5.6	0.24	0.11	0.12
5,200	1,1,1-Trichloroethane	0.34	<0.088	0.42	0.35	<0.086	0.44	0.28	<0.088	0.72	<0.13	<0.083	<0.075
2.1	Trichlorethylene (TCE)	1.1	0.27	1.1	1.1	<0.085	1.1	1.0	0.10	1.9	<0.13	<0.081	0.56
1.7	Vinyl Chloride	<0.039	<0.041	<0.040	<0.040	<0.040	<0.042	0.041	<0.041	0.050	<0.062	<0.039	<0.035
N/A	Total VOCs	8.74	11.29	5.54	10.40	0.42	11.89	10.981	7.61	9.760	12.18	0.199	11.369

Notes:

1. All samples collected by IWM Consulting personnel and analyzed at Pace Analytical Services, LLC located in Minneapolis, MN.
2. All VOCs analyzed using EPA Method TO-15 except for TCE, 1,2-DCA, and Vinyl Chloride, which were analyzed using EPA Method TO-15 SIM.
3. All results in µg/m^3.
4. N/A: not applicable (risk-based screening levels have not been developed).
5. IWM Consulting personnel obtained all of the vapor samples utilizing a 6-liter summa canister equipped with an 24-hour flow regulator (~4.167 mL/minute flow rate).
6. Indiana Department of Environmental Management (IDEM) Remediation Closure Guide (RCG) Screening Levels correspond to the levels published in Appendix A, Table A-6 of the RCG, updated March 2, 2020.
7. **Shaded/Bolded** concentrations exceed the IDEM RCG Residential Indoor Air Screening Level.
8. ǂ : Indicates that due to contiuning calibration percent differences, data were qualified as estimated, but still accepted, as inidicated in the Labaoratory Data Consultants, Inc data validation report dated December 28, 2018.

Table 11 (continued)
Residential Air Analytical Results
Former Bendix Facility
EPA ID # IND 044 587 848
Franklin, IN 46131

IDEM RCG Screening Levels (µg/m^3)	**Parameters**	**Air Sampling Locations (µg/m^3)**											
Residential Indoor Air	**Sample Location**	Outside Ambient Air		Indoor Air								Outdoor Ambient Air	
	Sample ID	AA-2 Upwind (Residence)	AA-2 upwind (Residence)	IA-MF1 (Residence)		IA-FD1 (Residence)		IA-MF2 (Residence)		IA-MF3 (Residence)		AA-1 (Residence)	
	Sample Date	12/18/2018-12/19/2018	1/23/2020 - 1/24/2020	12/12/2018-12/13/2018	1/16/2020 - 1/17/2020	12/12/2018-12/13/2018	1/16/2020 - 1/17/2020	12/12/2018-12/13/2018	1/16/2020 - 1/17/2020	12/12/2018-12/13/2018	1/16/2020 - 1/17/2020	12/12/2018-12/13/2018	1/16/2020 - 1/17/2020
18	1,1-Dichloroethane	<0.059	<0.13	<0.067	<0.079	NR	<0.066	<0.062	<0.066	<0.064	<0.064	<0.059	<0.059
1.1	1,2-Dichloroethane	0.12	0.094	<0.067	**3.7**	NR	**3.5**	<0.062	**3.8**	<0.064	**3.2**	<0.059	0.066
N/A	cis-1,2-Dichloroethene	<0.058	<0.065	<0.066	<0.077	NR	<0.065	<0.061	<0.065	<0.062	<0.062	<0.058	<0.058
N/A	trans-1,2-Dichloroethene	<0.058 ǂ	<0.065	<0.066 ϕ	<0.077	NR	<0.065	<0.061 ϕ	<0.065	<0.062 ϕ	<0.062	<0.058 ϕ	<0.058
630	Methylene Chloride	<5.1	<5.7	<5.8	<6.8	NR	7.1	6.8	<5.7	<5.5	<5.5	<5.1	29.6
42	Tetrachloroethylene (PCE)	0.19	<0.11	0.47	<0.13	NR	<0.11	0.43	<0.11	0.41	<0.11	0.41	0.19
5,200	1,1,1-Trichloroethane	<0.080	<0.089	<0.091	<0.11	NR	<0.089	<0.084	<0.089	<0.086	<0.086	<0.080	<0.080
2.1	Trichlorethylene (TCE)	<0.079	<0.088	0.15	<0.10	NR	<0.088	0.11	<0.088	0.11	<0.085	0.087	0.086
1.7	Vinyl Chloride	<0.037	<0.042	<0.043	<0.050	NR	<0.042	<0.040	<0.042	<0.040	<0.040	<0.037	<0.037
N/A	Total VOCs	0.31	0.094	0.62	3.7	NR	10.6	7.34	3.8	0.52	3.2	0.497	29.942

Notes:

1. All samples collected by IWM Consulting personnel and analyzed at Pace Analytical Services, LLC located in Minneapolis, MN.
2. All VOCs analyzed using EPA Method TO-15 except for TCE, 1,2-DCA, and Vinyl Chloride, which were analyzed using EPA Method TO-15 SIM.
3. All results in µg/m^3.
4. N/A: not applicable (risk-based screening levels have not been developed).
5. IWM Consulting personnel obtained all of the vapor samples utilizing a 6-liter summa canister equipped with an 24-hour flow regulator (~4.167 mL/minute flow rate).
6. Indiana Department of Environmental Management (IDEM) Remediation Closure Guide (RCG) Screening Levels correspond to the levels published in Appendix A, Table A-6 of the RCG, updated March 2, 2020.
7. **Shaded/Bolded** concentrations exceed the IDEM RCG Residential Indoor Air Screening Level.
8. ǂ : Indicates that due to contiuning calibration percent differences, data were qualified as estimated, but still accepted, as inidicated in the Labaoratory Data Consultants, Inc data validation report dated December 28, 2018.
9. ϕ : Indicates that due to initial calibration verification percent differences and continuing calibration percent differences, data were qualified as estimated, but still accepted, as inidicated in the Labaoratory Data Consultants, Inc data validation report dated December 26, 2018.
10. NR: not reported, the sample integrity was compromised due to laboratory provided contaminated sampling equipment. The laboratory-provided flow controller potentially introduced contaminants from another site into the sample.

Table 11 (continued)
Residential Air Analytical Results
Former Bendix Facility
EPA ID # IND 044 587 848
Franklin, IN 46131

IDEM RCG Screening Levels (µg/m^3)	**Parameters**	**Air Sampling Locations (µg/m^3)**											
Residential Indoor Air	**Sample Location**	Outdoor Ambient Air		Indoor Air									
	Sample ID	AA-2 Upwind (Residence)		IA-BM1 (Residence)		IA-FD1 (Residence)		IA-CS1 (Residence)		IA-MF1 (Residence)		IA-SF1 (Residence)	
	Sample Date	12/12/2018-12/13/2018	1/16/2020 - 1/17/2020	5/21/2019-5/22/2019	2/11/2020 - 2/12/2020	5/21/2019-5/22/2019	2/11/2020 - 2/12/2020	5/21/2019-5/22/2019	2/11/2020 - 2/12/2020	5/21/2019-5/22/2019	2/11/2020 - 2/12/2020	5/21/2019-5/22/2019	2/11/2020 - 2/12/2020
18	1,1-Dichloroethane	<0.059	<0.066	<0.061	<0.064	<0.061	<0.061	<0.061	<0.087	<0.062	<0.072	<0.062	<0.075
1.1	1,2-Dichloroethane	<0.059	<0.066	0.11	0.12	0.11	0.12	0.11	0.15	0.64	0.43	0.33	0.38
N/A	cis-1,2-Dichloroethene	<0.058	<0.065	<0.060	<0.062	<0.060	<0.060	<0.060	<0.085	<0.061	<0.071	<0.061	<0.074
N/A	trans-1,2-Dichloroethene	<0.058 ϕ	<0.065	<0.060 ǂ	<0.062	<0.060 ǂ	<0.060	<0.060 ǂ	<0.085	0.061 ǂ	<0.071	<0.061 ǂ	<0.074
630	Methylene Chloride	<5.1	<5.7	<5.3	<5.5	<5.3	<5.3	<5.3	8.1	<5.4	<6.2	<5.4	<6.5
42	Tetrachloroethylene (PCE)	0.43	<0.11	0.71	0.33	1.3	0.34	0.22	0.73	0.12	0.32	0.12	0.36
5,200	1,1,1-Trichloroethane	<0.080	<0.089	<0.083	<0.086	<0.083	<0.083	<0.083	<0.12	<0.084	<0.097	<0.084	<0.10
2.1	Trichlorethylene (TCE)	0.090	<0.088	<0.081	<0.085	0.088	<0.081	<0.081	0.36	<0.083	<0.096	<0.083	0.23
1.7	Vinyl Chloride	<0.037	<0.042	<0.039	<0.040	<0.039	<0.039	<0.039	<0.055	<0.040	<0.046	<0.040	<0.048
N/A	Total VOCs	0.520	0.0	0.82	0.45	1.498	0.46	0.33	9.34	0.760	0.75	0.45	0.97

Notes:

1. All samples collected by IWM Consulting personnel and analyzed at Pace Analytical Services, LLC located in Minneapolis, MN.
2. All VOCs analyzed using EPA Method TO-15 except for TCE, 1,2-DCA, and Vinyl Chloride, which were analyzed using EPA Method TO-15 SIM.
3. All results in µg/m^3.
4. N/A: not applicable (risk-based screening levels have not been developed).
5. IWM Consulting personnel obtained all of the vapor samples utilizing a 6-liter summa canister equipped with an 24-hour flow regulator (~4.167 mL/minute flow rate).
6. Indiana Department of Environmental Management (IDEM) Remediation Closure Guide (RCG) Screening Levels correspond to the levels published in Appendix A, Table A-6 of the RCG, updated March 2, 2020.
7. **Shaded/Bolded** concentrations exceed the IDEM RCG Residential Indoor Air Screening Level.
8. ϕ : Indicates that due to initial calibration verification percent differences and continuing calibration percent differences, data were qualified as estimated, but still accepted, as inidicated in the Labaoratory Data Consultants, Inc data validation report dated December 26, 2018.
9. ǂ : Indicates that due to contiuning calibration percent differences or laboratory control samples percent recoveries, data were qualified as estimated, but still accepted, as inidicated in the Labaoratory Data Consultants, Inc data validation report dated December 4, 2019.

Table 11 (continued)
Residential Air Analytical Results
Former Bendix Facility
EPA ID # IND 044 587 848
Franklin, IN 46131

IDEM RCG Screening Levels (µg/m³)	**Parameters**	**Air Sampling Locations (µg/m³)**										
Residential Indoor Air	**Sample Location**	Outside Ambient Air			Indoor Air						Outside Ambient Air	
	Sample ID	AA-1 (Residence)		AA-2 (Residence)	IA-MF1 (Residence)		IA-FD1 (Residence)		IA-MF2 (Residence)		AA-1 (Residence)	
	Sample Date	5/21/2019-5/22/2019	2/11/2020 - 2/12/2020	2/11/2020 - 2/12/2020	2/13/2019 - 2/14/2019	3/5/2020 - 3/6/2020	2/13/2019 - 2/14/2019	3/5/2020 - 3/6/2020	2/13/2019 - 2/14/2019	3/5/2020 - 3/6/2020	2/13/2019 - 2/14/2019	3/5/2020 - 3/6/2020
18	1,1-Dichloroethane	<0.060	<0.060	<0.064	<0.062	<0.064	<0.064	<0.079	<0.064	<0.079	<0.062	<0.059
1.1	1,2-Dichloroethane	0.099	0.099	0.11	0.87	0.93	0.87	0.88	**1.8**	**2.9**	0.13	0.083
N/A	cis-1,2-Dichloroethene	<0.059	<0.059	<0.062	<0.061	<0.062	<0.062	<0.077	<0.062	<0.077	<0.061	<0.058
N/A	trans-1,2-Dichloroethene	<0.059 ǂ	<0.059	<0.062	<0.061	<0.062	<0.062	<0.077	<0.062	1.2	<0.061	<0.058
630	Methylene Chloride	<5.2	<5.2	<5.5	<5.4	5.9	<5.5	<6.8	<5.5	<6.8	<5.4ǂ	<5.1
42	Tetrachloroethylene (PCE)	0.20	0.21	0.24	0.32	1.8	0.17	1.6	0.13	2.3	0.12	<0.099
5,200	1,1,1-Trichloroethane	<0.081	<0.081	<0.086	<0.084	<0.086	<0.086	<0.11	<0.086	<0.11	<0.084	<0.080
2.1	Trichlorethylene (TCE)	<0.080	<0.080	<0.085	<0.083	<0.085	<0.085	<0.10	<0.085	<0.10	<0.083	<0.079
1.7	Vinyl Chloride	<0.038	<0.038	<0.040	<0.040	<0.040	<0.040	<0.050	<0.040	<0.050	<0.040	<0.037
N/A	Total VOCs	0.299	0.309	0.35	1.19	8.63	1.04	2.48	1.93	6.40	0.25	0.083

Notes:

1. All samples collected by IWM Consulting personnel and analyzed at Pace Analytical Services, LLC located in Minneapolis, MN.
2. All VOCs analyzed using EPA Method TO-15 except for TCE, 1,2-DCA, and Vinyl Chloride, which were analyzed using EPA Method TO-15 SIM.
3. All results in µg/m³.
4. N/A: not applicable (risk-based screening levels have not been developed).
5. IWM Consulting personnel obtained all of the vapor samples utilizing a 6-liter summa canister equipped with an 24-hour flow regulator (~4.167 mL/minute flow rate).
6. Indiana Department of Environmental Management (IDEM) Remediation Closure Guide (RCG) Screening Levels correspond to the levels published in Appendix A, Table A-6 of the RCG, updated March 2, 2020.
7. **Shaded/Bolded** concentrations exceed the IDEM RCG Residential Indoor Air Screening Level.
8. ǂ : Indicates that due to contiuning calibration percent differences or laboratory control samples percent recoveries, data were qualified as estimated, but still accepted, as inidicated in the Labaoratory Data Consultants, Inc data validation report dated December 4, 2019.

Table 11 (continued)
Residential Air Analytical Results
Former Bendix Facility
EPA ID # IND 044 587 848
Franklin, IN 46131

IDEM RCG Screening Levels (µg/m^3)	Parameters	Air Sampling Locations (µg/m^3)											
Residential Indoor Air	**Sample Location**	Outside Ambient Air		Indoor Air						Outside Ambient Air			
	Sample ID	AA-2 Upwind (Residence)	AA-2 Upwind (Residence)	IA-MF1 (Residence)		IA-FD1 (Residence)		IA-MF2 (Residence)		AA-1 (Residence)		AA-2 Upwind (Residence)	
	Sample Date	2/13/2019 - 2/14/2019	3/5/2020 - 3/6/2020	2/18/2019 - 2/19/2019	2/26/2020 - 2/27/2020	2/18/2019 - 2/19/2019	2/26/2020 - 2/27/2020	2/18/2019 - 2/19/2019	2/26/2020 - 2/27/2020	2/18/2019 - 2/19/2019	2/26/2020 - 2/27/2020	2/18/2019 - 2/19/2019	2/26/2020 - 2/27/2020
18	1,1-Dichloroethane	<0.061	<0.061	<0.060	<0.064	<0.074	<0.074	<0.062	<0.061	<0.058	<0.061	<0.059	<0.061
1.1	1,2-Dichloroethane	0.20	0.088	0.095	0.11	0.096	0.11	0.093	0.10	0.097	0.12	0.097	0.11
N/A	cis-1,2-Dichloroethene	<0.060	<0.060	<0.059	<0.062	<0.072	<0.072	<0.061	<0.060	<0.057	<0.060	<0.058	<0.060
N/A	trans-1,2-Dichloroethene	<0.060	<0.060	<0.059	<0.062	<0.072	<0.072	<0.061	<0.060	<0.057	<0.060	<0.058	<0.060
630	Methylene Chloride	10.7	<5.3	<5.2	<5.5	<6.3	<6.3	<5.4	<5.3	<5.0	<5.3	<5.1	<5.3
42	Tetrachloroethylene (PCE)	0.17	<0.10	0.17	0.17	0.21	0.13	0.13	0.11	0.11	<0.10	0.11	<0.10
5,200	1,1,1-Trichloroethane	<0.083	<0.083	<0.081	<0.086	<0.099	<0.099	<0.084	<0.083	<0.078	<0.083	<0.080	<0.083
2.1	Trichlorethylene (TCE)	0.089	<0.081	<0.080	0.17	<0.098	<0.098	<0.083	0.17	<0.077	<0.081	<0.079	<0.081
1.7	Vinyl Chloride	<0.039	<0.039	<0.038	<0.040	<0.047	<0.047	<0.040	<0.039	<0.037	<0.039	<0.037	<0.039
N/A	Total VOCs	11.159	0.088	0.265	0.45	0.306	0.24	0.223	0.38	0.207	0.12	0.207	0.11

Notes:

1. All samples collected by IWM Consulting personnel and analyzed at Pace Analytical Services, LLC located in Minneapolis, MN.
2. All VOCs analyzed using EPA Method TO-15 except for TCE, 1,2-DCA, and Vinyl Chloride, which were analyzed using EPA Method TO-15 SIM.
3. All results in µg/m^3.
4. N/A: not applicable (risk-based screening levels have not been developed).
5. IWM Consulting personnel obtained all of the vapor samples utilizing a 6-liter summa canister equipped with an 24-hour flow regulator (~4.167 mL/minute flow rate).
6. Indiana Department of Environmental Management (IDEM) Remediation Closure Guide (RCG) Screening Levels correspond to the levels published in Appendix A, Table A-6 of the RCG, updated March 2, 2020.
7. **Shaded/Bolded** concentrations exceed the IDEM RCG Residential Indoor Air Screening Level.

Table 11 (continued)
Residential Air Analytical Results
Former Bendix Facility
EPA ID # IND 044 587 848
Franklin, IN 46131

IDEM RCG Screening Levels (µg/m^3)	**Parameters**	**Air Sampling Locations (µg/m^3)**											
Residential Indoor Air	**Sample Location**	Indoor Air								Outside Ambient Air			
	Sample ID	IA-BM1 (Residence)		IA-FD1 (Residence)		IA-CS1 (Residence)		IA-MF1 (Residence)		AA-1 (Residence)		AA-2 Upwind (Residence)	
	Sample Date	8/7/2019 - 8/8/2019	2/12/2020 - 2/13/2020	8/7/2019 - 8/8/2019	2/12/2020 - 2/13/2020	8/7/2019 - 8/8/2019	2/12/2020 - 2/13/2020	8/7/2019 - 8/8/2019	2/12/2020 - 2/13/2020	8/7/2019 - 8/8/2019	2/12/2020 - 2/13/2020	8/7/2019 - 8/8/2019	2/12/2020 - 2/13/2020
18	1,1-Dichloroethane	<0.061	<0.064	<0.064	<0.064	<0.064	<0.061	<0.061	<0.066	<0.064	<0.075	<0.065	<0.061
1.1	1,2-Dichloroethane	**1.4**	0.23	**1.4**	0.23	**1.2**	0.27	**1.8**	0.80	<0.064	<0.075	<0.065	<0.061
N/A	cis-1,2-Dichloroethene	<0.060	<0.062	<0.062	<0.062	<0.062	<0.060	<0.060	<0.065	<0.062	<0.074	<0.064	<0.060
N/A	trans-1,2-Dichloroethene	<0.060	<0.062	<0.062	<0.062	<0.062	<0.060	<0.060	<0.065	<0.062	<0.074	<0.064	<0.060
630	Methylene Chloride	<5.3	<5.5	5.7	<5.5	<5.5	<5.3	7.9	<5.7	5.6	<6.5	9.0	<5.3
42	Tetrachloroethylene (PCE)	0.69	0.12	0.77	0.24	0.14	0.25	0.16	0.18	0.14	<0.13	0.25	<0.10
5,200	1,1,1-Trichloroethane	<0.083	<0.086	<0.086	<0.086	<0.086	<0.083	<0.083	<0.089	<0.086	<0.10	<0.088	<0.083
2.1	Trichlorethylene (TCE)	1.4	<0.085	0.71	<0.085	0.89	<0.081	0.82	<0.088	1.4	<0.10	1.5	<0.081
1.7	Vinyl Chloride	<0.039	<0.040	<0.040	<0.040	<0.040	<0.039	<0.039	<0.042	<0.040	<0.048	<0.041	<0.039
N/A	Total VOCs	3.49	0.35	8.58	0.47	2.23	0.52	10.68	0.98	7.14	0.0	10.75	0.0

Notes:

1. All samples collected by IWM Consulting personnel and analyzed at Pace Analytical Services, LLC located in Minneapolis, MN.
2. All VOCs analyzed using EPA Method TO-15 except for TCE, 1,2-DCA, and Vinyl Chloride, which were analyzed using EPA Method TO-15 SIM.
3. All results in µg/m^3.
4. N/A: not applicable (risk-based screening levels have not been developed).
5. IWM Consulting personnel obtained all of the vapor samples utilizing a 6-liter summa canister equipped with an 24-hour flow regulator (~4.167 mL/minute flow rate).
6. Indiana Department of Environmental Management (IDEM) Remediation Closure Guide (RCG) Screening Levels correspond to the levels published in Appendix A, Table A-6 of the RCG, updated March 2, 2020.
7. **Shaded/Bolded** concentrations exceed the IDEM RCG Residential Indoor Air Screening Level.

Table 12
Sewer Manhole Vapor Analytical Results
Former Bendix Facility
EPA ID # IND 044 587 848
Franklin, IN 46131

Screening Levels (ug/m^3)		Parameters	Sewer Vapor Sampling Locations (µg/m^3)											
IDEM RCG Calculated Sewer Vapor Reference Value	IDEM RCG Residential Indoor Air	**Sample Location**	Sanitary Sewer Manhole						Sanitary Sewer Manhole					
			North Forsythe Street, southern portion of study area, near Hurricane Creek						North Forsythe Street, southern portion of study area, near MW-32					
		Sample ID	MH 250010						MH 250020					
		Sample Date	9/14/2018	10/23/2018	4/27/2020	7/8/2020	10/12/2020	2/2/2021	9/14/2018	10/23/2018	4/27/2020	7/8/2020	10/12/2020	2/2/2021
2,654.9	18	1,1-Dichloroethane	**28.6**	2.0	9.4	16.8	3.8	<0.17	**22.2**	<0.074	4.5	13.3	0.46	<0.18
162.2	1.1	1,2-Dichloroethane	<0.085	<0.080	0.18	<0.17	0.27	<0.17	<0.083	<0.074	0.11	<0.18	<0.20	<0.18
N/A	N/A	cis-1,2-Dichloroethene	44.9	2.5	35.5	97.6	4.5	<0.17	44.6	<0.073	26.6	88.1	0.79	<0.18
N/A	N/A	trans-1,2-Dichloroethene	<0.083	<0.078	0.36	<0.17	0.19	<0.17	<0.081	<0.073	0.12	0.51	<0.19	<0.18
92,920.4	630	Methylene chloride	29.3	109	13.9	20.2	35.4[2]	<7.3	23.6	34.7	70.0	18.1	20.5	<7.7
6,194.7	42	Tetrachloroethylene (PCE)	**1,030**	31.3	**194**	**393**	**51.0**	0.36	**211**	1.0	**49.1**	**424**	5.4	0.69
766,961.7	5,200	1,1,1-Trichloroethane	307	14.9	62.1	56.3	21.9	<0.23	242	0.16	11.5	45.8	2.9	<0.24
309.7	2.1	Trichlorethylene (TCE)	**1,290**	**71.1**	**190**	**227**	**58.1**	<0.11	**228**	1.2	**67.8**	**194**	**11.0**	0.36
250.7	1.7	Vinyl Chloride	**3.0**	0.14	0.77	**1.8**[1]	1.4	<0.054	**2.6**	<0.047	0.11	**2.1**[1]	0.34	<0.057
N/A	N/A	Total VOCs	2,732.8	230.94	506.21	812.70	176.56	0.36	774.0	37.06	229.84	785.91	41.39	1.05

Screening Levels (ug/m^3)		Parameters	Sewer Vapor Sampling Locations (ug/m^3)									
IDEM RCG Calculated Sewer Vapor Reference Value	IDEM RCG Residential Indoor Air	**Sample Location**	Sanitary Sewer Manhole					Sanitary Sewer Manhole				
			North Forsythe Street, southern portion of study area, near entrance to 600 N Forsythe St					North Forsythe Street, southern portion of study area, at intersection with Ross Court				
		Sample ID	MH 250030					MH 250040				
		Sample Date	9/14/2018	4/27/2020	7/8/2020	10/12/2020	2/2/2021	9/14/2018	4/27/2020	7/8/2020	10/12/2020	2/2/2021
2,654.9	18	1,1-Dichloroethane	14.1	1.1	13.6	0.67	<0.18	12.0	2.5	12.3	1.2	<0.17
162.2	1.1	1,2-Dichloroethane	**6.7**	<0.13	<0.18	0.33	<0.18	<0.088	<0.092	<0.18	0.27	<0.17
N/A	N/A	cis-1,2-Dichloroethene	38.4	4.0	88.3	1.0	<0.17	33.1	11.1	70.8	1.5	<0.17
N/A	N/A	trans-1,2-Dichloroethene	<0.087	<0.13	0.51	<0.18	<0.17	0.86	<0.090	0.55	<0.16	<0.17
92,920.4	630	Methylene chloride	16.9	17.6	19.9	18.7	<7.6	17.7	9.7	25.0	27.6	<7.3
6,194.7	42	Tetrachloroethylene (PCE)	**466**	12.3	**397**	31.1	0.30	**442**	33.8	**480**	37.3	0.39
766,961.7	5,200	1,1,1-Trichloroethane	117	5.0	34.5	7.0	<0.24	105	8.5	28.5	8.5	<0.23
309.7	2.1	Trichlorethylene (TCE)	**480**	**26.4**	**150**	**31.6**	<0.12	**379**	**43.2**	**122**	**30.7**	<0.11
250.7	1.7	Vinyl Chloride	1.0	<0.085	0.58[1]	0.47	<0.056	<0.056	0.097	0.43[1]	0.63	<0.054
N/A	N/A	Total VOCs	1,140.1	66.4	704.39	90.87	0.30	989.66	108.897	739.58	107.70	0.39

Table 12 (continued)
Sewer Manhole Vapor Analytical Results
Former Bendix Facility
EPA ID # IND 044 587 848
Franklin, IN 46131

Screening Levels (ug/m^3)		Parameters	Sewer Vapor Sampling Locations (ug/m^3)											
IDEM RCG Calculated Sewer Vapor Reference Value	IDEM RCG Residential Indoor Air	**Sample Location**	Sanitary Sewer Manhole					Sanitary Sewer Manhole	Sanitary Sewer Manhole	Sanitary Sewer Manhole				
			Ross Court, sourthern portion of study area, near North Forsythe Street					Ross Court, southern portion of study area, central portion of street	Ross Court, southern portion of study area, east end of street	North Forsythe Street, central portion of study area, near MW-31				
		Sample ID	MH 250041					MH 250042	MH 250043	MH 250050				
		Sample Date	9/15/2018	4/27/2020	7/8/2020	10/12/2020	2/2/2021	9/15/2018	9/15/2018	9/14/2018	4/27/2020	7/8/2020	10/12/2020	2/2/2021
2,654.9	18	1,1-Dichloroethane	0.22	0.28	2.3	<0.16	<0.16	<0.088	<0.083	5.4	0.59	12.5	<0.19	<0.18
162.2	1.1	1,2-Dichloroethane	0.21	<0.083	0.32	0.37	<0.16	0.12	<0.083	**3.8**	<0.085	0.18	<0.19	<0.18
N/A	N/A	cis-1,2-Dichloroethene	0.34	0.79	0.53	0.25	<0.16	<0.087	<0.081	25.6	1.5	61.2	<0.18	<0.17
N/A	N/A	trans-1,2-Dichloroethene	<0.085	0.93	<0.18	<0.16	<0.16	<0.087	<0.081	0.25	<0.083	0.29	<0.18	<0.17
92,920.4	630	Methylene chloride	20.6	9.4	19.6	11.3	<6.8	11.5	8.9	23.2	8.5	24.6	16.9	<7.6
6,194.7	42	Tetrachloroethylene (PCE)	6.9	3.6	8.7	3.0	0.42	0.51	0.34	**651**	**75.2**	**379**	5.1	6.7
766,961.7	5,200	1,1,1-Trichloroethane	1.9	0.85	8.0	0.4	<0.22	<0.12	<0.11	64.8	9.5	24.9	1.2	<0.24
309.7	2.1	Trichlorethylene (TCE)	**8.6**	**8.0**	**33.7**	1.6	<0.11	0.39	0.24	**272**	**40.3**	**104**	**2.4**	0.14
250.7	1.7	Vinyl Chloride	<0.055	<0.053	0.15[1]	0.056	<0.050	<0.056	<0.053	<0.055	<0.054	0.39[1]	<0.060	<0.056
N/A	N/A	Total VOCs	38.77	23.85	73.30	16.966	0.42	12.52	9.48	1,046.05	135.59	607.06	25.6	6.84

Screening Levels (ug/m^3)		Parameters	Sewer Vapor Sampling Locations (ug/m^3)									
IDEM RCG Calculated Sewer Vapor Reference Value	IDEM RCG Residential Indoor Air	**Sample Location**	Sanitary Sewer Manhole				Sanitary Sewer Manhole					Sanitary Sewer Manhole
			North Forsythe Street, Field duplicate of MH 250050				North Forsythe Street, northern portion of study area, near MW-34					North Forsythe Street, northern portion of study area, near MW-34
		Sample ID	FD-1				MH 250051					MH 250051 8-Hour
		Sample Date	4/27/2020	7/8/2020	10/12/2020	2/2/2021	9/14/2018	4/27/2020	7/8/2020	10/12/2020	2/2/2021	9/14/2018
2,654.9	18	1,1-Dichloroethane	0.65	11.8	0.37	<0.16	<0.083	<0.088	2.0	0.21	<0.17	1.6
162.2	1.1	1,2-Dichloroethane	0.087	<0.18	0.45	<0.16	0.50	<0.088	<0.21	<0.18	<0.17	<0.077
N/A	N/A	cis-1,2-Dichloroethene	1.6	60.7	0.36	<0.16	0.17	<0.087	33.8	0.21	<0.16	27.8
N/A	N/A	trans-1,2-Dichloroethene	<0.083	0.29	0.32	<0.16	<0.081	<0.087	0.46	<0.18	<0.16	<0.075
92,920.4	630	Methylene chloride	14.3	23.9	19.7	<0.16	27.5	9.2	10.5	19.2	<7.1	16.1
6,194.7	42	Tetrachloroethylene (PCE)	**76.5**	**373**	5.2	0.72	3.7	**81.0**	**2,320**	**243**	0.75	**255**
766,961.7	5,200	1,1,1-Trichloroethane	10.1	24.3	1.4	<0.22	0.19	2.0	63.1	8.9	<0.22	13.0
309.7	2.1	Trichlorethylene (TCE)	**40.3**	**102**	**2.7**	<0.11	0.34	**12.1**	**313**	**33.2**	<0.11	**47.0**
250.7	1.7	Vinyl Chloride	<0.054	0.36[1]	0.23	<0.031	<0.053	<0.056	0.16[1]	0.10	<0.053	<0.049
N/A	N/A	Total VOCs	143.54	596.35	30.73	0.72	32.40	104.3	2,743.02	304.82	0.75	360.5

Table 12 (continued)
Sewer Manhole Vapor Analytical Results
Former Bendix Facility
EPA ID # IND 044 587 848
Franklin, IN 46131

Screening Levels (ug/m^3)		Parameters	Sewer Vapor Sampling Locations (ug/m^3)									
IDEM RCG Calculated Sewer Vapor Reference Value	IDEM RCG Residential Indoor Air	**Sample Location**	Sanitary Sewer Manhole					Sanitary Sewer Manhole				
			Hamilton Avenue, northern portion of study area, at intersection with North Forsythe Street					Hamilton Avenue, northern portion of study area, west of North Forsythe Street				
		Sample ID	MH 250052					MH 250053				
		Sample Date	9/14/2018	4/27/2020	7/8/2020	10/12/2020	2/2/2021	9/14/2018	4/27/2020	7/8/2020	10/12/2020	2/2/2021
2,654.9	18	1,1-Dichloroethane	1.2	0.50	2.1	0.23	<0.16	<0.090	<0.086	<0.18	<0.22	<0.17
162.2	1.1	1,2-Dichloroethane	**1.3**	0.085	0.47	<0.18	<0.16	0.58	<0.086	**1.1**	<0.22	<0.17
N/A	N/A	cis-1,2-Dichloroethene	18.5	6.0	37.6	1.1	<0.15	<0.088	<0.085	<0.18	<0.22	<0.17
N/A	N/A	trans-1,2-Dichloroethene	<0.15	<0.083	0.17	<0.18	<0.15	<0.088	<0.085	<0.18	<0.22	<0.17
92,920.4	630	Methylene chloride	412	13.3	73.4	18.3	<6.7	15.1	8.7	8.4	21.0	<7.3
6,194.7	42	Tetrachloroethylene (PCE)	**268**	27.4	**92.4**	**235**	0.51	9.6	3.1	6.6	8.1	0.34
766,961.7	5,200	1,1,1-Trichloroethane	15.3	2.1	7.4	8.9	<0.21	3.5	0.28	0.46	0.56	<0.23
309.7	2.1	Trichlorethylene (TCE)	**49.3**	**8.9**	**39.4**	**27.2**	<0.10	**17.6**	1.2	**4.6**	**2.1**	0.31
250.7	1.7	Vinyl Chloride	<0.096	0.063	0.20[1]	0.097	<0.049	<0.057	<0.055	<0.058[1]	<0.070	<0.054
N/A	N/A	Total VOCs	765.6	58.348	253.14	290.827	0.51	46.38	13.28	21.16	31.76	0.65

Screening Levels (ug/m^3)		Parameters	Sewer Vapor Sampling Locations (ug/m^3)											
IDEM RCG Calculated Sewer Vapor Reference Value	IDEM RCG Residential Indoor Air	**Sample Location**	Sanitary Sewer Manhole					Sanitary Sewer Manhole					Sanitary Sewer Manhole	Sanitary Sewer Manhole
			Hamilton Avenue, northern portion of study area, west of North Forsythe Street					Hamilton Avenue, northwestern portion of study area, west of North Forsythe Street					Hamilton Avenue, field duplicate sample of MH 250054	On-site, northern portion of study area, southwest of RW-5
		Sample ID	MH 250053 B					MH 250054					FD-1	MH 250055
		Sample Date	9/14/2018	4/27/2020	7/8/2020	10/12/2020	2/2/2021	9/14/2018	4/27/2020	7/8/2020	10/12/2020	2/2/2021	9/14/2018	9/14/2018
2,654.9	18	1,1-Dichloroethane	<0.086	<0.085	<0.18	<0.19	<0.18	<0.086	<0.085	<0.17	<0.17	<0.16	<0.086	7.0
162.2	1.1	1,2-Dichloroethane	0.39	<0.085	0.35	<0.19	<0.18	<0.086	<0.085	<0.17	<0.17	<0.16	<0.086	**2.0**
N/A	N/A	cis-1,2-Dichloroethene	<0.085	<0.083	<0.18	<0.18	<0.18	0.30	<0.083	<0.17	<0.16	<0.16	0.24	115
N/A	N/A	trans-1,2-Dichloroethene	<0.085	<0.083	<0.18	<0.18	<0.18	<0.085	<0.083	<0.17	<0.16	<0.16	<0.085	0.41
92,920.4	630	Methylene chloride	14.4	9.8	<7.7	15.7	<7.7	11.3	18.3	<7.4	21.2	<7.0	11.5	12.8
6,194.7	42	Tetrachloroethylene (PCE)	12.9	0.54	6.4	5.4	0.25	2.5	<0.14	2.2	11.2	0.23	2.6	**260**
766,961.7	5,200	1,1,1-Trichloroethane	1.7	<0.11	0.35	0.36	<0.24	0.14	<0.11	3.3	3.7	<0.22	0.12	33.7
309.7	2.1	Trichlorethylene (TCE)	**2.2**	<0.11	0.60	1.1	<0.12	0.58	<0.11	1.6	**2.4**	<0.11	0.50	**111**
250.7	1.7	Vinyl Chloride	<0.055	<0.054	<0.057[1]	<0.060	<0.057	<0.055	<0.054	<0.055[1]	0.068	<0.051	<0.055	<0.055
N/A	N/A	Total VOCs	31.59	10.3	7.70	22.56	0.25	14.82	18.3	7.1	38.568	0.23	14.96	541.91

Table 12 (continued)
Sewer Manhole Vapor Analytical Results
Former Bendix Facility
EPA ID # IND 044 587 848
Franklin, IN 46131

Screening Levels (ug/m^3)		Parameters	Sewer Vapor Sampling Locations (ug/m^3)											
IDEM RCG Calculated Sewer Vapor Reference Value	IDEM RCG Residential Indoor Air	**Sample Location**	Sanitary Sewer Manhole					Sanitary Sewer Manhole				Sanitary Sewer Manhole	Sanitary Sewer Manhole	Sanitary Sewer Manhole
			On-site, northern portion of study area, southeast of MW-12R					South of Site, Duplicate of MH 250056				Glendale Drive to Forsythe Street, central portion of study area, back yard	Glendale Drive, northern portion of study area, southwestern corner of Glendale Drive	Glendale Drive, northern portion of study area, southeastern corner of Glendale Drive
		Sample ID	MH 250056					FD-2				MH 250060	MH 250070	MH 250071
		Sample Date	9/14/2018	4/27/2020	7/8/2020	10/12/2020	2/2/2021	4/27/2020	7/8/2020	10/12/2020	2/2/2021	NA	9/15/2018	9/15/2018
2,654.9	18	1,1-Dichloroethane	<0.083	0.24	<0.18	0.35	<0.17	0.22	<0.18	0.23	<0.17	NA	<0.086	<0.086
162.2	1.1	1,2-Dichloroethane	<0.083	<0.085	<0.18	<0.17	<0.17	<0.099	<0.18	<0.15	<0.17	NA	0.18	<0.086
N/A	N/A	cis-1,2-Dichloroethene	102	3.2	0.77	1.4	<0.16	3.2	0.77	1.3	<0.17	NA	<0.085	<0.085
N/A	N/A	trans-1,2-Dichloroethene	0.38	<0.083	<0.17	<0.17	<0.16	<0.097	<0.18	<0.15	<0.17	NA	<0.085	<0.085
92,920.4	630	Methylene chloride	13.9	15.4	<7.6	15.6	<7.1	12.8	<7.9	12.4	<7.4	NA	14.7	10.8
6,194.7	42	Tetrachloroethylene (PCE)	**225**	6.9	3.0	**116**	0.20	6.7	3.1	**90.2**	1.8	NA	3.9	0.26
766,961.7	5,200	1,1,1-Trichloroethane	32.0	0.73	<0.24	8.7	<0.22	0.68	<0.25	6.7	<0.23	NA	0.49	0.12
309.7	2.1	Trichlorethylene (TCE)	**91.0**	**3.9**	0.91	**9.0**	<0.11	**3.6**	1.1	**7.2**	<0.11	NA	1.1	0.15
250.7	1.7	Vinyl Chloride	<0.053	<0.054	<0.056[1]	0.058	<0.053	<0.062	<0.058[1]	<0.049	<0.055	NA	<0.055	<0.055
N/A	N/A	Total VOCs	464.28	30.37	4.68	151.11	0.20	27.20	4.97	118.03	1.8	NA	20.37	11.33

Screening Levels (ug/m^3)		Parameters	Sewer Vapor Sampling Locations (ug/m^3)											
IDEM RCG Calculated Sewer Vapor Reference Value	IDEM RCG Residential Indoor Air	**Sample Location**	Sanitary Sewer Manhole	Sanitary Sewer Manhole					Sanitary Sewer Manhole	Sanitary Sewer Manhole				
			Glendale Drive, northern portion of study area, northeastern corner of Glendale Drive	Glendale Drive, northern portion of study area, northwestern corner of Glendale Drive					Glendale Drive, field duplicate sample of MH 250080	Glendale Drive, northern portion of study area, at intersection with Hamilton Avenue				
		Sample ID	MH 250072	MH 250080					FD-2	MH 250090				
		Sample Date	9/15/2018	9/14/2018	4/27/2020	7/8/2020	10/12/2020	2/2/2021	9/14/2018	9/14/2018	4/27/2020	7/8/2020	10/12/2020	2/2/2021
2,654.9	18	1,1-Dichloroethane	<0.085	0.22	2.1	1.7	<0.18	<0.22	<0.083	<0.086	3.0	0.31	0.27	<0.17
162.2	1.1	1,2-Dichloroethane	<0.085	**1.6**	0.16	0.43	0.20	<0.22	**1.5**	**2.0**	0.11	<0.17	0.37	<0.17
N/A	N/A	cis-1,2-Dichloroethene	<0.083	<0.085	0.96	<0.20	<0.18	<0.22	<0.081	<0.085	1.5	<0.17	<0.18	<0.17
N/A	N/A	trans-1,2-Dichloroethene	<0.083	<0.085	<0.085	<0.20	<0.18	<0.22	<0.081	<0.085	<0.090	<0.17	<0.18	<0.17
92,920.4	630	Methylene chloride	11.7	13.1	49.8	61.4	20.3	<9.6	19.6	11.0	34.4	14.9	29.3	<7.4
6,194.7	42	Tetrachloroethylene (PCE)	0.33	12.7	**56.8**	2.6	11.7	0.35	12.2	24.0	29.1	4.7	5.4	3.9
766,961.7	5,200	1,1,1-Trichloroethane	<0.11	23.9	4.9	2.5	0.27	<0.30	22.9	34.0	8.3	6.6	0.9	<0.23
309.7	2.1	Trichlorethylene (TCE)	<0.11	**68.2**	**19.9**	1.8	0.80	<0.15	**65.0**	**102**	**28.9**	**11.3**	0.47	<0.11
250.7	1.7	Vinyl Chloride	<0.054	<0.055	0.058	0.078[1]	<0.057	<0.071	<0.053	<0.055	<0.058	0.29[1]	0.089	<0.055
N/A	N/A	Total VOCs	12.03	119.72	134.678	70.508	33.27	0.35	121.2	173.0	105.31	38.10	36.809	3.9

Table 12 (continued)
Sewer Manhole Vapor Analytical Results
Former Bendix Facility
EPA ID # IND 044 587 848
Franklin, IN 46131

Screening Levels (ug/m^3)		Parameters	Sewer Vapor Sampling Locations (ug/m^3)											
IDEM RCG Calculated Sewer Vapor Reference Value	IDEM RCG Residential Indoor Air	**Sample Location**	Sanitary Sewer Manhole					Sanitary Sewer Manhole					Sanitary Sewer Manhole	Storm Sewer Manhole
			Hamilton Avenue, northern portion of study area, at intersection wth Hurricane Road					Hurricane Road, northern portion of study area, north of intersection wth Shelbyville Road					Hurricane Road, northern portion of study area, near entrance to 1015 Hurricane Road	On-site, northern portion of study area, near MW-22
		Sample ID	MH 250100					MH 250120					MH 250130	MH SS-North
		Sample Date	9/15/2018	4/27/2020	7/8/2020	10/12/2020	2/2/2021	9/15/2018	4/27/2020	7/8/2020	10/12/2020	2/2/2021	9/15/2018	9/17/2018
2,654.9	18	1,1-Dichloroethane	<0.086	0.25	0.31	0.35	<0.17	0.097	0.28	<0.18	<0.19	<0.17	<0.086	<0.086
162.2	1.1	1,2-Dichloroethane	<0.086	<0.086	<0.18	0.36	<0.17	<0.088	<0.083	<0.18	<0.19	<0.17	<0.086	<0.086
N/A	N/A	cis-1,2-Dichloroethene	<0.085	0.094	<0.18	<0.17	<0.17	<0.087	<0.081	<0.18	<0.18	0.17	<0.085	<0.085
N/A	N/A	trans-1,2-Dichloroethene	<0.085	<0.085	<0.18	<0.17	<0.17	<0.087	0.17	<0.18	<0.18	<0.17	<0.085	<0.085
92,920.4	630	Methylene chloride	14.2	20.3	18.2	28.8	<7.3	63.4	52.2	<7.7	14.7	<7.3	13.1	10.3
6,194.7	42	Tetrachloroethylene (PCE)	0.37	2.7	5.5	5.4	0.25	3.9	3.2	1.7	1.3	0.28	0.47	22.9
766,961.7	5,200	1,1,1-Trichloroethane	<0.12	0.86	4.6	0.81	<0.23	1.2	11.5	<0.24	5.1	1.2	3.1	0.60
309.7	2.1	Trichlorethylene (TCE)	0.33	**3.1**	**6.8**	0.61	<0.11	1.1	0.27	0.56	<0.13	<0.11	<0.11	1.8
250.7	1.7	Vinyl Chloride	<0.055	<0.055	0.23[1]	0.083	<0.054	<0.056	<0.053	<0.057[1]	<0.060	<0.054	<0.055	<0.055
N/A	N/A	Total VOCs	14.9	27.30	35.64	36.413	0.25	69.70	67.62	2.26	21.1	1.65	16.67	35.60

Screening Levels (ug/m^3)		Parameters	Sewer Vapor Sampling Locations (ug/m^3)							
IDEM RCG Calculated Sewer Vapor Reference Value	IDEM RCG Residential Indoor Air	**Sample Location**	Storm Sewer Manhole	Storm Sewer Manhole	Storm Sewer Manhole	Sanitary Sewer Manhole	Sanitary Sewer Manhole	Sanitary Sewer Manhole	Sanitary Sewer Manhole	Sanitary Sewer Manhole
			On-site, northern portion of study area, southwest of MW-12R	Hamilton Avenue, northern portion of study area, at intersection with Hurricane Road	Agricultural field, northern portion of study area, east of manhole SS-East 1	Extended Study Area, North Forsythe Street, at the instersection with Adams Street	Extended Study Area, east side of Hurricane Creek along walking trail	Extended Study Area, south of 400 N Forsythe St property	Field duplicate of MH 260010	Extended Study Area, southwest of 400 N Forsythe St property
		Sample ID	MH SS-South	MH SS-East 1	MH SS-East 2	MH 240020	MH 220090	MH 260010	FD-1	MH 260020
		Sample Date	9/17/2018	9/17/2018	9/17/2018	10/23/2018	10/23/2018	10/23/2018	10/23/2018	10/23/2018
2,654.9	18	1,1-Dichloroethane	<0.088	0.73	0.12	2.5	<0.075	<0.083	<0.072	<0.081
162.2	1.1	1,2-Dichloroethane	<0.088	<0.086	0.12	<0.077	0.090	0.093	0.091	0.084
N/A	N/A	cis-1,2-Dichloroethene	0.11	0.53	0.12	2.7	<0.074	<0.081	<0.070	<0.080
N/A	N/A	trans-1,2-Dichloroethene	<0.087	<0.085	<0.090	<0.075	<0.074	<0.081	<0.070	<0.080
92,920.4	630	Methylene chloride	11.6	9.8	11.4	41.2	53.3	54.4	29.7	145
6,194.7	42	Tetrachloroethylene (PCE)	32.9	**71.5**	10.6	**43.1**	1.1	0.81	0.72	3.2
766,961.7	5,200	1,1,1-Trichloroethane	0.63	7.7	1.0	27.6	0.30	0.21	0.21	0.20
309.7	2.1	Trichlorethylene (TCE)	**2.1**	**14.6**	**2.7**	**98.9**	1.7	0.82	0.82	0.93
250.7	1.7	Vinyl Chloride	<0.056	<0.055	<0.058	<0.049	<0.048	<0.053	<0.045	<0.051
N/A	N/A	Total VOCs	47.34	104.86	26.06	216.0	56.490	56.333	31.541	149.414

Table 12 (continued)
Sewer Manhole Vapor Analytical Results
Former Bendix Facility
EPA ID # IND 044 587 848
Franklin, IN 46131

Screening Levels (ug/m^3)		**Parameters**	Sewer Vapor Sampling Locations (ug/m^3)				
IDEM RCG Calculated Sewer Vapor Reference Value	IDEM RCG Residential Indoor Air	**Sample Location**	Sanitary Sewer Manhole				
			Extended Study Area, west side of Hurricane Creek				
		Sample ID	MH 220100				
		Sample Date	10/23/2018	4/27/2020	7/8/2020	10/12/2020	2/2/2021
2,654.9	18	1,1-Dichloroethane	<0.077	1.6	**18.2**	0.87	<0.17
162.2	1.1	1,2-Dichloroethane	<0.077	<0.081	<0.18	0.18	<0.17
N/A	N/A	cis-1,2-Dichloroethene	<0.075	5.7	89.5	1.5	<0.17
N/A	N/A	trans-1,2-Dichloroethene	<0.075	<0.080	0.48	<0.18	<0.17
92,920.4	630	Methylene chloride	33.1	9.9	16.0	25.3	<7.3
6,194.7	42	Tetrachloroethylene (PCE)	0.62	24.8	**378**	**42.8**	0.28
766,961.7	5,200	1,1,1-Trichloroethane	<0.10	6.7	69.6	7.4	<0.23
309.7	2.1	Trichlorethylene (TCE)	0.45	**26.2**	**260**	**17.5**	<0.11
250.7	1.7	Vinyl Chloride	<0.049	0.12	**2.3**[1]	**0.25**	<0.054
N/A	N/A	Total VOCs	34.17	75.02	834.08	95.80	0.28

Notes:

1. All samples collected by IWM Consulting personnel and analyzed at Pace Analytical Services, LLC located in Minneapolis, MN.
2. All VOCs analyzed using EPA Method TO-15 except for TCE, 1,2 DCA, and Vinyl Chloride, which were analyzed using EPA Method TO-15 SIM.
3. All results in µg/m^3.
4. N/A: not applicable (risk-based screening levels have not been developed).
5. IWM Consulting personnel obtained all of the sewer vapor samples utilizing a 1-liter summa canister equipped with an 10-minute flow regulator (~100 mL/minute flow rate), with exception of sample MH 250051 8-Hour.
6. IWM Consulting personnel obtained obtained sewer vapor sample MH 250051 8-Hour utilizing a 1-liter summa canister equipped with an 8-hour flow regulator (~2.0 mL/minute flow rate).
7. NA: Not accessible. Manhole could not be opened.
8. Indiana Department of Environmental Management (IDEM) Remediation Closure Guide (RCG) Screening Levels correspond to the levels published in Appendix A, Table A-6 of the RCG, updated March 2, 2020.
9. **Bolded** concentrations exceed the IDEM RCG Residential Indoor Air Screening Level
10. **Shaded and Bolded** concentrations exceed the IDEM RCG Calcalulated Sewer Gas Reference Value.
11. Sewer Vapor Reference Values calculated utilizing data obtained during initial vapor intrusion investigations of Priority Residences. Calculated Sewer Vapor Reference Values based on an attenuation factor of 0.00678 as discussed in Attachment A of the *Conditionally Approved Off-Site Interim Measure Work Plan - Response to Comments* dated September 30, 2019.
12. [1]: Due to continuing calibration percent differences, data is qualified as estimated per the Laboratory Data Consultants report dated July 22, 2020.
13. [2]: Due to duplicate relative percent differences, data is qualified as estimated per the Laboratory Data Consultants report dated November 24, 2020.

Table 13
Identification and Screening of Corrective Measures
Former Bendix Facility
EPA ID # IND 044 587 848
Franklin, IN 46131

Technology	Description	Effectiveness	Implementability	Cost Range	Retain for Detailed Evaluation
On-Site Corrective Measures					
No Further Action (with Institutional Controls	NFA is a general corrective measure that is carried through the CMS in order ot provide a baseline for comparison against remedial action technologies. NFA can be implemented with or without institutional controls. a) NFA with No ICs b) NFA with ICs	a) Stand alone NFA would not be effective at achieveing short- or long-term groundwater CAOs which will be necessary to control the migration of impacts off-Site. Residual impacts following the completion of remediation activities will likely prevent the use of a stand alone NFA. b) NFA with ICs may be implemented following the achievement of short-term groundwater CAOs. Limiting the contact with residual impacts following remedial efforts will likely be required for NFA.	Either scenario would be easily implemented if CAOs have been achieved and will likely receive community and agency acceptance. However, obtaining ICs may provide some difficulty as the performing repondant is no longer the owner of the Site property.	Low	Yes
Monitored Natural Attenuation	Reliance on natural processes to achieve site-specific corrective action objectives. These natural processes may include biodegradation, sorption, dispersion and dilution, chemical reactions, and/or volatilization. Requires verification that subsurface conditions are suitable for the processes and periodic monitoring to verify progress and demonstrate attenuation or plume stability.	The site has been undergoing MNA in combination with the ICM since its RCRA closure in 1983. However, soil and groundwater impacts above CAOs persist and will continue to exhibit COC concentrations above short and long-term groundwater CAOs in excess of the next 50 to 100 years without additional active remediation to reduce soil impacts. Technology may be effective following active remediation to reduce soil and groundwater impacts.	MNA only requires groundwater monitoring to verify progress; therefore, implementation is not difficult. Agency and community acceptance of this technology alone would be low. This technology will be combined with another technology to address groundwater impacts above short-term groundwater CAOs and MNA may be appropriate to achieve long-term CAOs. Following active remediation, MNA may be acceptable to monitor groundwater conditions and verify plume attenuation or stability.	Low	Yes
In-Situ Bioremediation	In-situ bioremediation and bioaugmentation is used to promote anaerobic or aerobic biological dechlorination of chlorinated solvents in the soil and groundwater, both by direct and co-metabolic degradation processes. Bioremediation involves the delivery of amendments and, in some cases, specialized bacteria, into the subsurface to stimulate specific dechlorinating biodegradation reactions. Bioaugmentation may be required if indigenous microorganisms are not able to degrade the COCs and is typically used in combination with biostimulation to provide optimal conditions. Bioremediation amendments for biostimulation include electron donors, pH buffer/adjustments, and, in some cases, nutrients. Electron donors used in bioremediation applications are formulations that include or consist of alcohols, sugars, fatty acids, and/or vegetable oils.	Potentially effective at addressing VOCs in soil and groundwater, however, subsurface conditions can be modified using the injection amendments to create aerobic or anaerobic environments necessary for contamiant degradation which is dependant on the COC. May require long-term monitoring to verify effectiveness. Bioremediation generally takes up to a few months to activate after injection and then may require a few years to reduce contaminant concentrations. This technology can be employed as a stand-alone technology to reach remedial objectives or may be utilized as a polish following a more agressive in-situ injection technology (i.e., ISCO and ISCR).	Personnel and equipment are generally available for implementation. Specialized design work is required to design the proper chemical and nutrient loading, which is common among injection providers. The nutrients/amendments would be installed in a single event, and if necessary, may be re-applied following long-term monitoring in order to maintain short-term groundwater CAOs. This technology can be coupled with other more aggressive in-situ remedial technologies (i.e. ISCO and ISCR) and utilized as a polish to address residual groundwater impacts.	Moderate	Yes
Groundwater Pump & Treat	Groundwater recovery is utilized to maintain hydraulic control of dissolved COCs. The technology relies on the desorbing of soil impacts into the groundwater for recovery and treatment.	While already implemented at the Site, the ICM has provided hydraulic control of dissolved contaminants since February 1993. While it is effective at recovering dissolved contamints, the technology relies on the soil impacts desorbing into the groundwater for recovery. Substantial soil impacts remain at the site and require remedial efforts to achieve short- and long-term CAOs. This technology may be effective in the short-term to recovery dissolved VOCs as in-situ soil and groundwater treatment would desorb and mobilize COCs.	Already implemented, therefore the equipment and materials are already in place. Based on the long-term use of the existing pump and treat system, it is unlikely that the community or agency would approve long-term continued use of the system to achieve CAOs. This technology would require to be combined with another technology to address soil impacts or would have to be continued for an indefinite time period as COCs leach from the silty sand lenses and till. Since this technology is already present On-Site, it may be utilized intermittently during the implementation of other in-situ corrective measures in order to recover dissolved COCs in groundwater.	Moderate/ High	No
In-Situ Chemical Oxidation	The ISCO general corrective measure involves the injection or direct mixing of reactive chemical oxidants into groundwater and soil for the primary purpose of contaminant desorption and destruction. ISCO is a versatile treatment technology that is most often deployed in source zones characterized by moderate to high contaminant concentrations in groundwater, significant sorbed contamination, and the potential presence of residual, separate-phase contamination. ISCO can directly treat PCE, TCE and related daughter products. This technology was utilized in the former plating room area and achieved significant source area mass reduction. Reactions are relatively fast-acting and the technology can be implemented using direct push injection points. This corrective measure may be used to achieve short- or long-term CAOs in groundwater. This technology is often empolyed in conjunction with ISCR or in-situ bioremediation. This corrective measure can be implemented immediately to significantly reduce adsorbed and dissolved impacts and achieve short-term CAOs. Monitoring would be necessary to verify short-term groundwater CAOs are achieved and maintained.	This technology has been shown to be effective at remediation of soil and groundwater impacts and has limited the production of cVOC daughter compounds (i.e. cis-1,2-DCE and VC). The limitation of generation of daughter compounds is protective if human health and the environment. ISCO would be protective in the short- and long-term since the groundwater with concentrations of COCs in excess of CAOs that pose an unacceptable level of potential human health risk via volatilization and migration to the vapor intrusion pathway would be remediated. Protection of workers and the community during implementation are included to address short-term risk. Potential short-term risks to on-site workers, the community, and the environment are minimal since the injection of the ISCO materials does not generate fugitive dust or release vapors to the atmosphere. The direct contact risks to the injected materials can be mitigated using PPE for on-site workers.	ISCO is a well-proven, readily implementable technology that is commonly used for remediating impacted soil and groundwater. The injections are a relatively simple process with easily implemented procedures. The personnel, equipment, and materials required to implement this alternative are relatively common in the environmental industry and readily available. The geology will allow the injection of the materials within the more hydraulically conductive portions of Unit B and will be more heavily applied at the interface with Unit C to provide vertical diffusion of the ISCO materials into Unit C. If long-term monitoring determines additional injections are necessary to meet short-term CAOs, this technology may be combined with other technologies, such as ISCR or bioremediation, to act as a polish for to continue to lower residual soil and groundwater impacts.	Moderate	Yes

Table 13 (continued)
Identification and Screening of Corrective Measures
Former Bendix Facility
EPA ID # IND 044 587 848
Franklin, IN 46131

Technology	Description	Effectiveness	Implementability	Cost Range	Retain for Detailed Evaluation
On-Site Corrective Measures					
In-Situ Chemical Reduction	ISCR agents are typically applied in combination with an electron donor substrate which creates a biologically induced reducing environment. The incorporation of iron as metallic particles can enhance chlorinated contaminant remediation by enabling beta-reduction pathways to limit the formation of undesirable daughter products, such as cis-1,2-DCE and VC. This corrective measure may be used to achieve short- or long-term CAOs in groundwater. This measure remediates soil through the rapid desorption of COCs from soil to groundwater through equilibruim fluxes so they may be remediated. This corrective measure can be implemented immediately to significantly reduce dissolved impacts and achieve short-term CAOs.	This technology has been shown to be effective at remediation of groundwater impacts and limiting the production of cVOC daughter compounds (i.e. cis-1,2-DCE and VC). The limitation of generation of daughter compounds is protective if human health and the environment. The alternative is expected to provide short- and long-term effectiveness because groundwater conditions exceeding vapor intrusion screening levels are reduced and should be maintained. Soil impacts in the transition area between Unit B and Unit C will be heavily treated with ISCR materials and any residual impacts that remain should desorb very slowly and not present COC concentrations in excess of CAOs. If required, re-application of ISCR materials in select areas may be completed based on monitoring results (degradation rates, rebound concentrations, etc.) in order to achieve the long-term CAOs.	ISCR is a well-proven, readily implementable technology that is commonly used for remediating impacted soil and groundwater. The injections are a relatively simple process with easily implemented procedures. The personnel, equipment, and materials required to implement this alternative are relatively common in the environmental industry and readily available. The geology will allow the injection of the materials within the more hydraulically conductive portions of Unit B and will be more heavily applied at the interface with Unit C to provide additional remediation upon any contaminant desorption from Unit C. If long-term monitoring determines additional injections are necessary to meet short-term CAOs, this technology may be combined with other technologies, such as bioremediation, to act as a polish for to continue to lower residual soil and groundwater impacts. Agency and community acceptance would be moderate to high since the alternative would achieve the groundwater CAOs in the short- and long term.	Moderate	Yes
Permeable Reactive Barriers	PRBs are a general corrective measure which rely on subsurface placement of reactive materials through which a dissolved contaminant plume must move as it naturally flows following the hydraulic gradient of the groundwater. This in-situ method for remediating dissolved-phase contaminants in groundwater combines a passive chemical adsorption or biological treatment zone with subsurface fluid flow management. The COCs may be adsorbed and/or destroyed within the PRB as they react with the materials and the measure may be used to achieve short- or long-term CAOs in groundwater. This measure does not remediate soil, rather relies on the desorption of COCs from soil to groundwater so they may be remediated. This corrective measure can be implemented immediately to significantly reduce dissolved impacts and achieve short-term CAOs and then combined with MNA to achieve long-term CAOs.	This technology has been shown to be effective at remediation of groundwater impacts during pilot study activities. This measure did not generate undersireable daughter products, therefore is protective of human health and the environment. While this technology would be effective at remediation of groundwater impacts, the technology relies on the soil impacts desorbing into the groundwater and moving through the application zone for treatment.This technology does not remediate impacted soil, therefore will need to be combined with another technology to address soil impacts or placed in areas with limited soil impacts due to limited success in remediating impacts in clay-rich soils.	Personnel and equipment are generally available for implementation; however, specialized design work would be required for placement and concentration loading of the adsorption or biological treatment zone. This technology would require to be combined with another technology to address soil impacts or placed in areas with limited soil impacts due to the limited success in remediating impacts in clay-rich soils.	Moderate	Yes
Excavation	Excavation is a general corrective measure that employs the removal of impacted soil and transportation to a licensed off-Site facility for treatment or disposal. This measure would require for removal, storage and handling, and temporary on-Site facilities for characterization prior to shipment from the Site. This measure could not achieve long-term CAOs on-Site due to above-ground structures over source areas and is not an option to meet CAOs off-Site where soil impacts are limited and subsurface utilities (i.e. storm and sanitary sewer, gas, and water lines) would impede implementation, and property control is not achievable.	This technology has been shown to be effective at remediation of soil impacts. This method is protective of human health and the environment if properly completed. Results from excavation are immediate in soil and requires to be combined with another technology to remediate groundwater (i.e. MNA).	Personnel and equipment are generally available for implementation; however, specialized design work would be required for shoring design of the road and other structures. Additionally, source impacts are located beneath the former plating room and potentially other on-site structures and utlilities and would not be accessible for excavation. However, due to the cost of this technology, it is not feasible nor safe in areas with higher soil impacts where other less intrusive remedial technologies could be employed. The integrity of utilities, roadways, and structures could be affected by the implementation of this technology. This technology would require to be combined with another technology to address groundwater impacts. This corrective measure could only be applied where property control can be estabilished to limit access to the general public. Site conditions would make this technology nearly impossilbe to safely implement.	High	No
Electrical Resistative Heating	Electrical resistance heating is a general corrective measure that employs the use of heat to volatilize impacts from subsurface soil and groundwater. This measure would heat the subsurface to the boiling point of water to remove COCs utilizing steam stripping. This measure is often reserved for areas with large amounts of NAPL, however, could achieve both short- and long-term CAOs in the on-Site source area in soil and groundwater in areas where property control would not be a deterrent. However, this technology would not be an option to meet CAOs off-Site where soil impacts are limited, subsurface utilities would impede implementation, and property control is not achievable.	This technology has been shown to be effective at remediation of soil and groundwater impacts. This method is protective of human health and the environment if properly completed. Soil and groundwater impacts are remediated in a relatively short time period (approximately 2 years). This is an effective technology for remediation of clay-rich soils.	ERH is an innovative, implementable technology that is a relatively new method for cleaning up hazardous waste sites. It is a relatively simple process, heating up the subsurface to volatilize and recover cVOCs, with proven procedures, and will require extensive engineering design for implementation. Equipment and labor required to implement this alternative are relatively complicated and only available through a limited number of contractors nationwide. This technology is not environmentally sustainable, as it will require the use of an extremely large amount of electricity to heat the subsurface and maintain temperatures and will generate a large amount of hazardous waste in the form of impacted liquid- and vapor-phase activated carbon, soil cuttings, and excavated soils for the burying of electrode lines. A hydraulic management system will be utilized with this technology to prevent any off-Site migration of impacts while the technology is implemented.	High	Yes

Table 13 (continued)
Identification and Screening of Corrective Measures
Former Bendix Facility
EPA ID # IND 044 587 848
Franklin, IN 46131

Technology	Description	Effectiveness	Implementability	Cost Range	Retain for Detailed Evaluation
Off-Site Corrective Measures					
Permeable Reactive Barriers	PRBs are a general corrective measure which rely on subsurface placement of reactive materials through which a dissolved contaminant plume must move as it naturally flows following the hydraulic gradient of the groundwater. This in-situ method for remediating dissolved-phase contaminants in groundwater combines a passive chemical adsorption or biological treatment zone with subsurface fluid flow management. The COCs may be adsorbed and/or destroyed within the PRB as they react with the materials and the measure may be used to achieve short- or long-term CAOs in groundwater. This measure does not remediate soil, rather relies on the desorbing of COCs from soil to groundwater so they may be remediated. This corrective measure can be implemented immediately to significantly reduce dissolved impacts and achieve short-term CAOs and then combined with MNA to achieve long-term CAOs.	This technology has been shown to be effective at remediation of groundwater impacts during pilot study activities. This measure did not generate undersireable daughter products, therefore is protective of human health and the environment. While this technology would be effective at remediation of groundwater impacts, the technology relies on the soil impacts desorbing into the groundwater and moving through the application zone for treatment.This technology does not remediate impacted soil, therefore will need to be placed in areas with limited soil impacts due to limited success in remediating impacts in clay-rich soils. This technology should be optimal for placement along public ROWs and installation on limited PRs.	Personnel and equipment are generally available for implementation; however, specialized design work would be required for placement and concentration loading of the adsorption or biological treatment zone. This technology would require to be placed in areas with limited soil impacts due to limited success in remediating impacts in the silty sand lenses and till. This technology relies on groundwater flowing through the barriers for remediation of the groundwater impacts; so while it may be quickly implemented (installed in 30 to 60 days), results rely on groundwater velocities.	Moderate	Yes
In-Situ Chemical Reduction	ISCR agents are typically applied in combination with an electron donor substrate which creates a biologically induced reducing environment. The incorporation of iron as metallic particles can enhance chlorinated contaminant remediation by enabling beta-reduction pathways to limit the formation of undesirable daughter products, such as cis-1,2-DCE and VC. This corrective measure may be used to achieve short- or long-term CAOs in groundwater. This measure remediates soil through the rapid desorption of COCs from soil to groundwater through equilibruim fluxes so they may be remediated. This corrective measure can be implemented immediately to significantly reduce dissolved impacts and achieve short-term CAOs.	This technology has been shown to be effective at remediation of groundwater impacts and limiting the production of cVOC daughter compounds (i.e. cis-1,2-DCE and VC). The limitation of generation of daughter compounds is protective if human health and the environment. The alternative is expected to provide short- and long-term effectiveness because groundwater conditions exceeding vapor intrusion screening levels are reduced and should be maintained. Soil impacts in the transition area between Unit B and Unit C will be heavily treated with ISCR materials and any residual impacts that remain should desorb very slowly and not present COC concentrations in excess of CAOs. If required, re-application of ISCR materials in select areas may be completed based on monitoring results (degradation rates, rebound concentrations, etc.) in order to achieve the long-term CAOs. Due to the constraints of public ROWs and anticipated limited private property access, this technology would not be effective at remediation of all groundwater impacts; however, could be used within PRBs to remediate groundwater as it flows through the barrier.	ISCR is a well-proven, readily implementable technology that is commonly used for remediating impacted soil and groundwater. The injections are a relatively simple process with easily implemented procedures. The personnel, equipment, and materials required to implement this alternative are relatively common in the environmental industry and readily available. This technology would be limited due to limited private property access for applicaiton of the materials. Additionally, application of these materials throughout the entire Study Area would not be feasible, however, this technology may be incorporated to PRBs.	Moderate	Yes
Monitored Natural Attenuation	Reliance on natural processes to achieve site-specific corrective action objectives. These natural processes may include biodegradation, sorption, dispersion and dilution, chemical reactions, and/or volatilization. Requires verification that subsurface conditions are suitable for the processes and periodic monitoring to verify progress.	The off-site area have been undergoing MNA in combination with the ICM since its RCRA closure in 1983. However, soil and groundwater impacts above CAOs persist and will continue to exhibit COC concentrations above short and long-term CAOs in excess of the next 50 to 100 years without additional active remediation to reduce soil and groundwater impacts.	MNA only requires groundwater monitoring to verify progress; therefore, implementation is not difficult. Agency and community acceptance of this technology alone would be low. This technology will be combined with another technology to address soil and groundwater impacts above short-term CAOs and MNA may be appropriate to achieve long-term CAOs.	Low	Yes
Groundwater Pump & Treat	Groundwater recovery is utilized to maintain hydraulic control and recover dissolved COCs. The technology relies on the desorbing of soil impacts into the groundwater for recovery and treatment.	While already implemented at the Site, the ICM has provided hydraulic control of dissolved contaminants since February 1993. This technology was previously considered for the off-site impacted areas in the Additional Corrective Measures Study dated November 19, 1996. This measure was not selected due to adverse impact on the community during installation, negative impact on property owners along Forsythe Street due to construction activities in their front yards and system maintenance during operations, and high capital cost for installation and opeartion	Already implemented, therefore the equipment and materials are already in place. Based on the long-term use of the existing pump and treat system, it is unlikely that the community or agency would approve long-term continued use of the system to achieve CAOs. This technology would likely be ineffective at lowering groundwater concentrations to meet CAOs and would require to be utilized with additional technologies.	Moderate/ High	Yes
No Further Action	NFA is a general corrective measure that is carried through the CMS in order ot provide a baseline for comparison against remedial action technologies. NFA can be implemented with or without institutional controls.	Stand alone NFA should not be effective at achieveing short- or long-term CAOs which will be necessary to control the migration of impacts off-Site. Following remedial efforts, off-site long-term CAOs should allow the use of a stand alone NFA.	This scenario would be easily implemented if CAOs have been achieved and will likely receive community and agency acceptance.	Low	Yes

Table 14
Estimated Costs for Corrective Measure Alternatives
Former Bendix Facility
EPA ID # IND 044 587 848
Franklin, IN 46131

	Corrective Measure Alternatives	
	Alternative 2	**Alternative 3**
Direct Capital Costs		
Well Abandonment (On-Site Extended Source Area)	$0	$10,500
PRB/ISCR Injections (**Off-site**)	$1,049,398	$1,049,398
In-Situ Injections (**On-Site** Treatment Area and/or PRBs)	$4,897,666	$599,116
ERH (On-Site Extended Source Area)	$0	$7,068,174
Installation Oversight/Management	$638,800	$797,850
Total Capital Costs	$6,585,864	$9,525,038
Annual Post Implementation Monitoring Costs		
Groundwater Monitoring	$150,000	$90,000
Reporting	$50,000	$30,000
Site Closure Costs		
System Decommissioning	$40,000	$40,000
Monitoring Well Abandonment	$60,000	$60,000
Reporting	$25,000	$25,000
Total	$6,910,864	$9,770,038

Alt 2 - In-Situ Injections & PRBs/ISCR On-Site & PRBs/ISCR Off-Site
Alt 3 - ERH & PRBs/ISCR On-Site & PRBs/ISCR Off-Site

Attachments

Attachment A

Columbia Technologies: High-Resolution Conceptual Site Model Assessment Report and Addendum

Prepared for:

IWM Consulting Group, LLC
7428 Rockville Road
Indianapolis, IN 46214

High-Resolution Conceptual Site Model Assessment
Former Amphenol RFI/CMS
980 Hurricane Rd Franklin, IN
May 2020

CT Project Number 3942-2020-02

Submitted by:

COLUMBIA Technologies, LLC

Rockville, MD

THIS PAGE INTENTIONALLY LEFT BLANK

COLUMBIA Technologies, LLC
ONE Research Court, Suite 450
Rockville, Maryland 20850

For more information on COLUMBIA Technologies, SmartData Solutions®, and high-resolution assessment tools and protocols visit http://www.columbiatechnologies.com or call 1-888-344-2704.

Copyright © 2020 by COLUMBIA Technologies, LLC

All rights reserved under International and Pan-American Copyright Conventions. For noncommercial purposes only, this publication may be reproduced or transmitted in any form or by any means without prior permission in writing from the publisher, provided it is reproduced accurately, the source of the material is identified, and the COLUMBIA Technologies copyright status is acknowledged. All inquiries regarding translations into other languages or commercial reproduction or distribution should be addressed to: COLUMBIA Technologies, ONE Research Court, Suite 450, Rockville, MD 20850

Table of Contents

	Page
List of Figures	v
Appendices	v
Conversion Factors	vi
Datum	vi
Supplemental Information	vi
Summary	1
Background	2
Site and Release History	2
Lithology	3
Groundwater	3
Remediation History	3
Current Groundwater Conditions	3
Objectives	4
Methods, Assumptions, and Procedures	4
Membrane Interface Probe-Hydraulic Profiling Tool (MiHpt)	5
Results and Discussion	7
Chlorinated VOCs near the Source Area	7
Hydrostratigraphy	8
Monitoring Well Assessment	10
Soil Sample Assessment	10
Issues and Limitations	11
Quality Control and Data Anomalies	11
Data Anomalies	11
Conclusions	13
Recommendation	14
References	15

List of Figures

Figure 1 – PCE Isocontours 2019

Figure 2 – Typical Electrical Conductivity Ranges for Basic Soil Types

Figure 3 – Example MiHpt

Figure 4 – Historic PCE Results in Groundwater

Figure 5 – March 2020 PCE Soil Results

Figure 6 – MiHpt Stations

Figure 7 – May 2020 PCE Soil Results

Figure 8 – XSD Footprint

Figure 9 – MIP-XSD Results

Figure 10 – XSD and HPT Results

Figure 11 – XSD vs. Monitoring Well PCE

Figure 12 – XSD vs. PCE in Soils (Historic)

Figure 13 - XSD vs. PCE in Soils (May 2020)

Figure 14 – Cross-sectional Composite (Historic Soil)

Figure 15 – Cross-sectional Composite (May 2020 Soil)

Figure 16 - XSD vs. Est. K Transect A

Appendices

Appendix A: Direct Sensing Equipment Description

Appendix B: Interpretation of Qualitative Direct Sensing Data

Appendix C: Quality Control Procedures

Appendix D: Data Logs for Membrane Interface Probe/EC with Hydraulic Profiling Tool (MiHpt) - Individual Scale

Appendix E: Data Logs for Membrane Interface Probe/EC with Hydraulic Profiling Tool (MiHpt) - Collective Scale

Conversion Factors

Inch/Ounce/Pound/PSI to International System of Units

Multiply	By	To obtain
	Length	
Inch (in.)	2.54	Centimeter (cm)
Inch (in.)	25.4	Millimeter (mm)
Foot (ft.)	0.3048	Meter (m)
	Volume	
Ounce (oz.)	29.6	Milliliters (ml)
Gallon (gal)	3.8	Liters (L)
	Pressure	
Pounds per Square Inch (psi)	6.89	Kilopascals (kPa)
	Hydraulic Conductivity	
Feet per day (ft/day)	0.0003527	Centimeters per second (cm/sec)

Temperature in degrees Celsius (^oC) is converted to degrees Fahrenheit (^oF) as

$$(^oF) = (1.8 \times (^oC)) + 32$$

Datum

Horizontal and vertical coordinates are referenced from the World Geodetic System 1984 [EPSG:4326].

Supplemental Information

Electrical conductivity (EC) is provided in millisiemens per meter (mS/meter).

Concentrations of chemical constituents in water are provided in either milligrams per liter (mg/L) or micrograms per liter (µg/L).

Concentrations of chemical constituents in soil are provided in either milligrams per kilogram (mg/kg) or micrograms per kilogram (µg/kg).

Concentrations of chemical constituents in vapor are provided in either milligrams per cubic meter (mg/m3) or micrograms per cubic meter (µg/m3).

High-Resolution Site Assessment, Former Amphenol RFI/CMS Franklin, IN May 2020

Summary

COLUMBIA Technologies, **LLC**, (**COLUMBIA**) in collaboration with **IWM Consulting Group (IWM)** conducted a High-Resolution Site Characterization (HRSC) of the properties south of the Former Amphenol RFI/CMS facility located at 980 Hurricane Road in Franklin, Indiana (the Site), during the period of May 18 through 22, 2020. The site currently covers approximately 6.27 acres. The property is bounded on the east by Hurricane Road, on the south by Hamilton Avenue, on the north, northwest, and west by Bastin Logan Water Services, Inc. and beyond by an abandoned rail line, a Crop Production Services, Inc. facility, and the Hurricane Industrial Complex (former Arvin Industries facility), respectively. To the south, southeast and southwest, the land use is primarily residential. Site overview maps with historic groundwater and soil results are presented in **Figures 4** and **5** following this report.

The primary objective of this HRSC investigation was to identify the vertical and lateral extent of chlorinated volatile organic compound (cVOC) contamination in the area of a former sewer extending southward to the property boundary. A secondary goal was to determine the potential for migration off-site and define potential preferential pathways for migration. The data generated will be instrumental in supporting **IWM**'s continued management and monetization of the site.

Prior investigations identified elevated levels of cVOCs in soil and groundwater at the Former Amphenol RFI/CMS.

The survey was conducted using a combined Membrane Interface Probe (MIP) and Hydraulic Profiling Tool (HPT) system equipped with three gas chromatograph (GC) detectors (PID, FID and XSD). The combined probe is referred to as the MiHpt. See **Appendix A** at the end of this report for further information on the MiHpt equipment.

The MiHpt was operated in standard mode to investigate the source area. The locations of the MiHpt stations were chosen by **IWM** to address data gaps in understanding the vertical and lateral extent of the cVOC plume as well as to further characterize the hydrogeology of the Site. The locations were adjusted as

the investigation progressed based on the findings at the initial locations.

This investigation advanced standard MiHpt at 28 direct sensing stations, which are presented in **Figure 6.**

The investigation found elevated phot-ionization detector (PID) and halogen-specific detector (XSD) levels indicating cVOCs below the groundwater table over much of the Site. Most of the cVOC responses were found below the water table. The exception was MIP-28 which had a slight response at three feet below ground surface (ft bgs).

CVOC responses were encountered in all the transects across the study area.

The responses in the locations at the edges of the investigation were significantly lower than those in the middle of the investigation area, indicating that the source area was bounded by the investigation on the east, west and south. However, these responses were still significant and indicate that cVOCs likely extend past the edges of the investigation.

Dissipation tests were successful at 26 of 28 MiHpt stations and the calculated groundwater surface ranged from approximately 13.5 to 15 ft bgs. Each station exhibited both low- and high-permeability zones, with permeability (Estimated K), ranging from too low to measure to at least over 50 ft/day, and in some stations over 75 ft/day.

Follow up soil samples collected by **IWM** adjacent to each of the MiHpt stations identified significant levels of tetrachloroethylene (PCE) in the areas and soil zones that had elevated XSD responses as shown in **Figure 7**, **13** and **15**.

Background

(*Information provided by IWM*)

Site and Release History

The Site is located at 980 Hurricane Road in Franklin, Indiana and historically covered approximately 15 acres The property is bounded on the east by Hurricane Road, on the south by Hamilton Avenue, on the north, northwest, and west by Bastin Logan Water Services, Inc. and beyond by an abandoned rail line, a Crop Production Services, Inc. facility, and the Hurricane Industrial Complex (former Arvin Industries facility), respectively. To the south, southeast and southwest, the land use is primarily residential.

A previous tenant at the Site made electrical parts, using PCE for cleaning. In the 60s, they had a permit to discharge industrial wastewater containing PCE, trichloroethylene (TCE), etc. to the sanitary sewer. Leaks in the clay sanitary sewer pipe are a source of the contamination.

Lithology

Four lithostratigraphic units are recognized in the upper portion of the glacial drift sequence. The Site is underlain by a thin veneer of glacial till about three to eight feet thick (Unit A). This overlies a thick sand unit which is approximately 14 feet thick and water bearing (Unit B). The bottom of this sand unit occurs approximately 20 to 25 ft bgs. The sand overlies a hard, dense till unit approximately 23 feet in thickness (Unit C), which in turn overlies a 17 to 20 foot thick coarse and loamy sand unit (Unit D).

Groundwater

Both the lower part of Unit B and Unit D are saturated and yield groundwater. Groundwater flows in a generally North-Northwest to a South-Southeast direction.

Remediation History

Previous remedial activities have included excavation of the sanitary sewer line, chemical injections, ongoing pump and treat system that discharges treated water to the sanitary sewer, and vapor mitigation at one house close to Hamilton Ave.

Current Groundwater Conditions

Elevated cVOCs, principally PCE and TCE have been detected in groundwater samples taken from monitoring wells along the path of the sanitary sewer and in soil samples taken from borings on the site. **Figure 1** on the following page shows PCE concentrations in monitoring wells sampled in 2019.

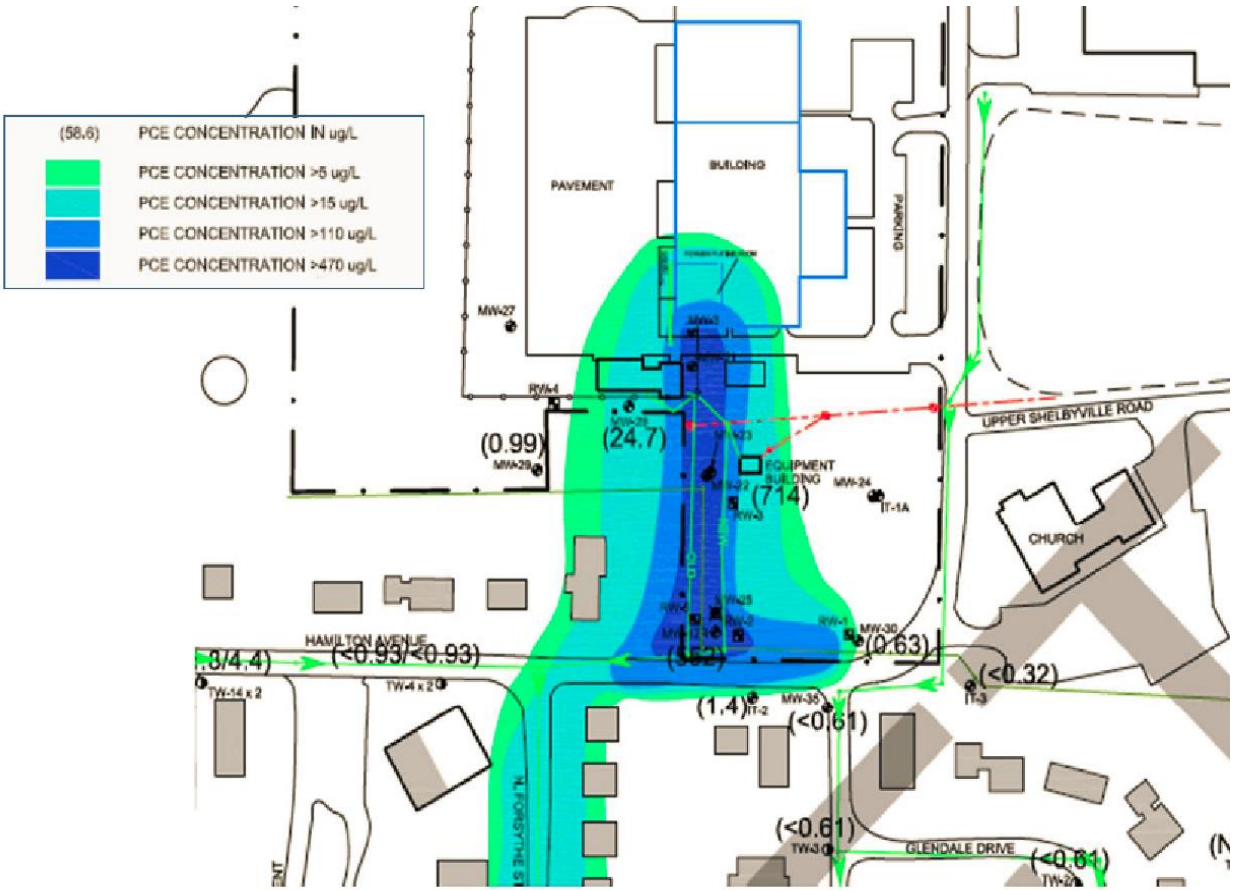

Figure 1 – PCE in Groundwater Isocontours 2019

Objectives

The primary objective of this HRSC investigation was to identify the vertical and lateral distribution of cVOC contamination in the area of a former sewer extending southward to the property boundary. A secondary goal was to determine the potential for migration off-site and define potential preferential pathways for migration. The data generated will be instrumental in supporting **IWM**'s continued management and monetization of the site.

Methods, Assumptions, and Procedures

Planning for this HRSC involved a review of available Site documentation to develop an understanding of the existing Conceptual Site Model (CSM) and indications of residual cVOC impacts.

IWM planned approximately 20 borings in six transects across the Site, in general east-west orientation, perpendicular to the direction of groundwater flow in the source area. Target depth was up to 25 ft

bgs. The locations were adjusted in the field based on the responses seen during the investigation.

Membrane Interface Probe-Hydraulic Profiling Tool (MiHpt)

For this assessment, **COLUMBIA** used three laboratory grade chemical detectors on the MIP: an XSD, an FID and a PID.

The XSD was developed to address the need for a sensitive and selective detector for halogenated compounds (i.e., cVOCs).

The MIP-XSD detects a broad spectrum of cVOCs, including the compounds of interest for this assessment. The MIP-XSD provides high halogen selectivity, making it an effective tool for identification and measurement of halogenated compounds in environments where other contaminants, such as hydrocarbons, are present. The MIP-XSD detector responds to halogenated compounds, including those containing bromine, chlorine, and fluorine.

The MIP-PID, with a 10.6 electron volt (eV) lamp, responds to a wide range of volatile aromatic compounds, including benzene, toluene, ethylbenzene, and xylenes (BTEX), as well as chlorinated ethenes such as PCE, TCE, and cis-1,2-dichloroethylene (DCE). The PID also responds well to chlorobenzene and dichlorobenzenes.

The FID is a general detector useful for detecting petroleum hydrocarbons (straight and branched chain alkanes), including methane and butane as well as for confirmation of high concentrations of compounds seen on the PID and XSD.

Additional discussion of direct sensing equipment and chemical sensors used for this assessment are provided in **Appendices A** and **B.** Quality control procedures are discussed in **Appendix C.**

COLUMBIA employed the Hydraulic Profiling Tool (HPT) with the Electrical Conductivity (EC) system to evaluate subsurface hydrostratigraphy in the area of the release.

The HPT pressure logs record changes in hydraulic pressure measured directly as water is pumped into the formation at a constant rate. These logs reveal the variability and relative hydraulic conductivity of the soil.

A high-resolution profile of the estimated hydraulic conductivity “K” is obtained following a series of tests in which the HPT pressure is allowed to dissipate to the static hydraulic pressure of the soil formation at different depths.

The combined MiHpt probe also contains an Electrical Conductivity dipole at the tip of the probe that measures the electrical conductivity (EC) of soil and groundwater.

EC measurements identify changes in the soil's electrical conductivity that can

be related to changes in stratigraphy, providing insight into contaminant pathways when viewed in relation to chemical detector response.

Low EC values generally indicate coarse-grained materials (sand and gravel), while higher EC values usually indicate elevated clay content, although water chemistry and other site-specific factors, such as cementation, influence EC response as well.

General conductivity ranges for basic soil types are presented in **Figure 2**, below (Geoprobe, 2015).[1]

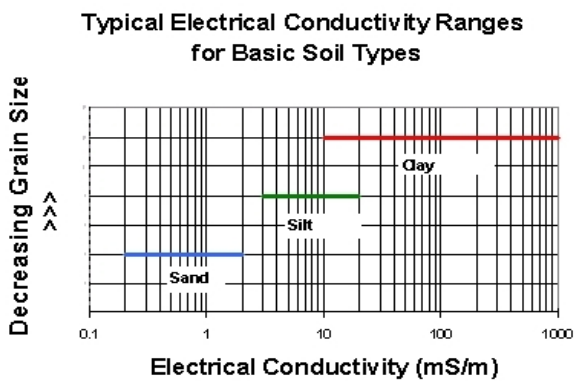

Figure 1

[1] Geoprobe Systems. January 2015. Technical Bulletin MK3201: Standard Operating Procedure for Geoprobe® Electrical Conductivity (EC) System

Results and Discussion

MiHpt borings were advanced at 28 locations as shown in **Figure 6** at the end of this report. The borings were all advanced until Unit C was encountered, as evidenced by a rise in EC response and a sharp increase in HPT pressure and decrease in HPT flow. This layer is much harder than the upper units and could not always be penetrated. Where possible, the borings were advanced until the detector responses showed significant decreases.

Chlorinated VOCs near the Source Area

The MIP-PID and MIP-XSD were used to detect the possible presence of cVOCs. The HPT provided detailed vertical profiles of estimated hydraulic conductivity along each transect.

The initial MiHpt stations were located near the monitoring wells that **IWM** identified as having persistent elevated cVOC concentrations. The investigation then continued with transects across the dissolved phase plume area that had been identified in previous investigations. Each transect extended far enough east and west to see reduced responses. Additional stations were placed in the areas of higher concentration to better delineate the source area. The logs are presented in **Appendices D** and **E** and the visualizations in **Figure 6** at the end of this report.

The highest five XSD responses, in decreasing order, were in stations MIP-20, MIP-09, MIP-14, MIP-03, and MIP04. The XSD responses at MIP-10 and MIP-16 saturated the detector and returned to below saturated limits before the range could be adjusted. All three detectors, XSD, PID, and FID had similar patterns of elevated response in the 18 to 24 ft bgs zone, and generally in zones of lower permeability soils.

The reduced responses in MiHpt stations at the east and west ends of the transects indicate that the investigation bounded the source area on the east and west. The southernmost transect (stations MIP-05, MIP-06, MIP-22 and MIP-25) bounded the source area in the south. There were no elevated PID or XSD responses above the water table and the bulk of the responses were in higher HPT pressure, lower permeability zones. In the northern stations the elevated responses were mostly above the clay layer, but still in lower permeability zones. In the southern stations the elevated responses were mostly in the lower clay layer.

All but three of the borings did not hit refusal until after the responses diminished. Two of the borings hit refusal while the responses were still above baseline (MIP-22: refusal at 21.00 ft and MIP-28: refusal at 23.00 ft). These logs have low responses compared to the

source area logs. Therefore, the investigation likely bounded the depth of the source area.

The response ratios between the detectors can provide clues to the chemical constituents they are detecting. Higher XSD and PID with low FID indicates a higher proportion of PCE and TCE. Decreasing XSD response and increasing PID and FID responses are indicators of a higher proportion of daughter products such as DCEs, Vinyl Chloride, and Ethene. Higher FID responses generally indicate methane. Soil and water sampling and analysis is needed to determine the actual chemical composition and concentrations.

Hydrostratigraphy

As shown in **Figure 3**, below, high HPT Pressure and low system flow are indicative of low-permeability soils. Higher permeability is manifested by low hydraulic pressure and normal system flow. The relationship between soil permeability and cVOC concentrations is also shown in **Figure 3**.

For this site, HPT data identified soils exhibiting highly variable hydraulic conductivity. All of the stations exhibited both permeable and low permeable zones. The permeability (Estimated K), calculated from the HPT pressure and flow measurements ranged from too low to measure reliably, to at least 50 ft/day in all stations. Some of the stations had peak permeabilities of over 75 ft/day. Thin low-permeability zones were found in many of the stations typically starting at approximately 15 ft bgs.

In general, the HPT and EC data showed higher permeability soils above the lower clay, which is further demonstrated by the estimated K graphs on the logs. Within the upper unit, zones of lower permeability exist in variable thicknesses, depending on location. The low-permeability zone that is described as glacial till was generally encountered at 20-25 ft bgs.

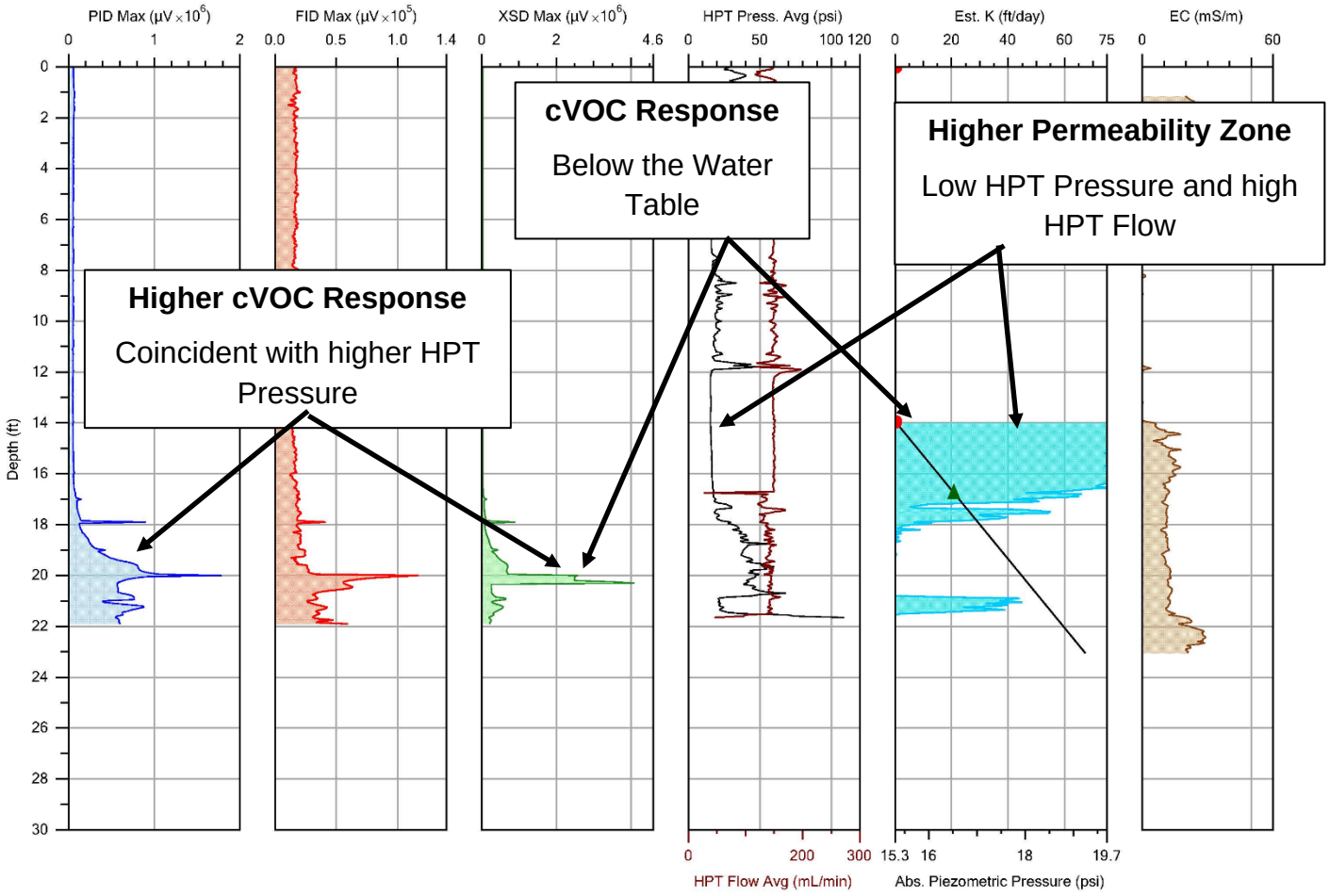

Figure 3 – Example MiHpt Log (MIP-20)

As discussed above, the highest PID and XSD responses were in the lower-permeability or storage zones. The lower permeability strata play an important role in retaining any residual contaminant and retarding the performance of any hydraulic-based remediation system.

All of the MiHpt locations, except MIP-10 and MIP-17, had dissipation tests completed. Based on the dissipation tests, the groundwater surface ranged from approximately 13.5 to 15 ft bgs across the Site during this investigation.

The XSD responses are compared to the Estimated K in **Figures 10** and **14** through **16**.

Monitoring Well Assessment

Figure 11 shows the relationship between the contaminant mass as measured by the XSD detector response and concentrations measured in monitoring wells that were sampled in 2019 and 2020. The screened intervals in the monitoring wells intersect the zones where this investigation found elevated XSD responses and there is strong correlation between the highest monitoring well concentrations and the highest MiHpt responses. However, most of the screened intervals of the monitoring wells intersect both low- and high-permeability zones, which could under-represent the high concentrations of cVOCs in the low-permeability zones when taking groundwater samples.

Soil Sample Assessment

The 2019 soil samples include samples from the zones that had elevated MiHpt responses. The deepest soil samples from the center of the site (DSB-51 SL, DSB-52 SL, and DSB-53 SL) appear to be from the low-permeability zones that have elevated MiHpt responses. The deepest soil samples from the southern edge of the site (DSB-48 SL, DSB49 SL, and DSB-50 SL) appear to be from the high-permeability zones just above the low-permeability zone where slightly elevated MiHpt responses were found in MIP-05 and MIP-06.

From May 26 to 28, 2020, following the MiHpt investigation, **IWM** collected soil samples from the zones of the highest MiHpt responses and at the boundaries of Unit B and C at borings adjacent to each of the 28 MiHpt stations and analyzed them for cVOCs. The soil concentrations from these soil samples are generally consistent with the PID and XSD responses found in the MiHpt investigation. The concentrations of specific cVOCs in the soil samples confirm that there is a significant quantity of PCE in the low-permeability zones in the stations that had the highest XSD levels (MIP-20, MIP-09, MIP-14, MIP-10, and MIP-16, discussed above). At the boring next to MIP-03, the soils showed elevated concentrations of PCE in low, but not the lowest permeable zone, which is similar to the XSD response at that station. The soil samples taken from borings near MIP-02 and MIP-27 had PCE levels of 171 and 103 mg/kg, respectively. While the peak XSD levels at stations MIP-02 and MIP-27 were not as great as the XSD levels in the highest

six stations discussed above, their peak XSD levels were above 600,000 microvolts. Collectively, these eight stations had the highest PCE soil concentrations on the site, varying from 767 to 83 mg/kg. **Figure 13** shows the relationship of the XSD response to the soil samples collected in May, 2020.

Presentation of Data Logs and Scale

Individual logs of direct sensing data are presented in both individual scales for each log and on a collective scale for all logs in **Appendices D** and **E**.

The reader is advised to pay particular attention to the scale for each detector response for each log when comparing results from location to location and depth to depth. Of particular note, a high detector response at one depth could mask a lower response at a depth below it.

Issues and Limitations

The Unit C layer was exceedingly difficult to penetrate. Not all locations advanced the HPT into the clay. Most, but not all, the borings got deep enough to show diminishing response in detectors.

Quality Control and Data Anomalies

The MiHpt direct sensing equipment was operated in accordance with the manufacturer's *Standard Operating Procedure for the Membrane Interface Probe*, Geoprobe Technical Bulletin MK3010 (Geoprobe, 2012) and the *Standard Practice for Direct Push Technology for Volatile Contaminant Logging with the Membrane Interface Probe (MIP)* ASTM STANDARD D7352 – 07 (ASTM International, 2007). Performance testing was performed on each system prior to and following each survey sounding. These procedures are outlined in **Appendix C.**

Throughout the Site, elevated PID noise affected the performance test results. This noise was determined to be the result of numerous power lines over and surrounding the Site. This noise only affects the low concentration response of the detector, as response is difficult to separate from the electronic noise. This did not affect the high responses encountered at the Site. The XSD was not affected by the electric lines and provided excellent low-end response.

Data Anomalies

As noted on the logs, the XSD sensor was occasionally saturated. Results at those depths may significantly under-report the actual levels. The PID response at those depths is a good

indicator of what the actual response would have been.

No other significant anomalies affecting the outcome of the data analysis were observed.

The direct-sensing logs generated for this assessment are presented in **Appendices D** and **E.**

Conclusions

1. This HRSC investigation found elevated cVOC levels throughout much of the survey area.
2. The investigation bounded the source area on the east, west, and south.
3. The investigation bounded the depth of the source area.
4. All the cVOC responses were found below the air-water interface present during the survey.
5. All three MIP detectors, XSD, PID, and FID had similar patterns of elevated response in the 18 to 24 ft bgs zone.
6. Most of the elevated responses were in zones of low-permeability soils. In the northern stations the elevated responses were mostly above the clay layer, but still in low-permeability zones. In the southern stations the elevated responses were mostly in the lower clay layer.
7. Significant PCE concentrations were found by **IWM** in soil samples collected near the suspected source(s). Most of the elevated PCE concentrations were found in low-permeability zones.
8. The air-water interface ranged from approximately 13.5 to 15 ft bgs across the survey area during this assessment based on HPT dissipation tests.
9. Each station exhibited both low- and high-permeability zones, with permeability (Estimated K), ranging from too low to measure to at least over 50 ft/day, and in some stations over 75 ft/day.
10. The monitoring well screens intersect the zone of elevated cVOCs. However, the screens intersect both high- and low-permeability zones, which may result in samples from the monitoring wells to bias the cVOC concentrations low in the tighter permeability zones.
11. The results of this HRSC are consistent with the 2019 and 2020 soil and groundwater samples reported by **IWM**.

Recommendation

The majority of the cVOCs identified during this investigation are in low-permeability storage zones. The back diffusion from these zones is likely the limiting factor towards progress of the remedial action regardless of the rate of removal and treatment of groundwater. **COLUMBIA** recommends the rate of mass reduction measured in the groundwater monitoring trends be evaluated with the expected rate of diffusion from the low-permeability zones. This analysis should aid in monetizing further contamination management and reevaluating available remedial approaches including those incorporating more sustainable natural attenuation approaches.

References

A. ASTM International. 2007. Standard Practice for Direct Push Technology for Volatile Contaminant Logging with the Membrane Interface Probe (MIP) ASTM D7352 – 07.

B. Geoprobe Systems. April 2012 (Revised). Technical Bulletin MK3010: Standard Operating Procedure for Geoprobe® Membrane Interface Probe (MIP).

C. Geoprobe Systems. January 2015. Technical Bulletin MK3201: Standard Operating Procedure for Geoprobe® Electrical Conductivity (EC) System

List of Symbols, Abbreviations, and Acronyms

Abbreviation	Definition
CSM	**Conceptual Site Model.** A **CSM** is a method to describe what is known or can be inferred about a site for the purpose of making a decision. A CSM generally will address physical, chemical and biological systems; contaminant release and transport; societal issues; policy, land use, and exposures.
cVOC	**Chlorinated Volatile Organic Compound.** A **VOC** containing chlorine atoms; typically, a cleaning solvent.
DPT	**Direct-Push Technology** (DPT) refers to a group of techniques used for subsurface investigation by driving, pushing and/or vibrating small-diameter rods into the ground.
DNAPL	**Dense Non-Aqueous Phase Liquid.** A **DNAPL** is a denser-than-water NAPL, i.e. a liquid that is both denser than water and is immiscible in or does not dissolve in water.
HPT	**Hydraulic Profiling Tool**. The **HPT** is a logging **tool** that measures the pressure required to inject a flow of water into the soil as the probe is advanced into the subsurface. In addition to measurement of injection pressure, the HPT can also be used to measure hydrostatic pressure under the zero flow condition.
PCE	**Tetrachloroethylene.** The chemical compound **PCE** is a nonflammable, liquid solvent commonly used in dry cleaning, metal degreasing, and other manufacturing processes.
PID	**Photo Ionization Detector.** In a **PID** high-energy photons break molecules into positively charged ions. The **PID** will only respond to components that have ionization energies at or below the energy of the photons produced by the **PID** lamp.
TCE	**Trichloroethylene.** The chemical compound **TCE** is a halocarbon commonly used as an industrial solvent. It is a clear non-flammable liquid with a sweet smell.
XSD	**Halogen Specific Detector.** The **XSD** was developed for the selective detection of halogen-containing compounds.

THIS PAGE INTENTIONALLY LEFT BLANK

Figures

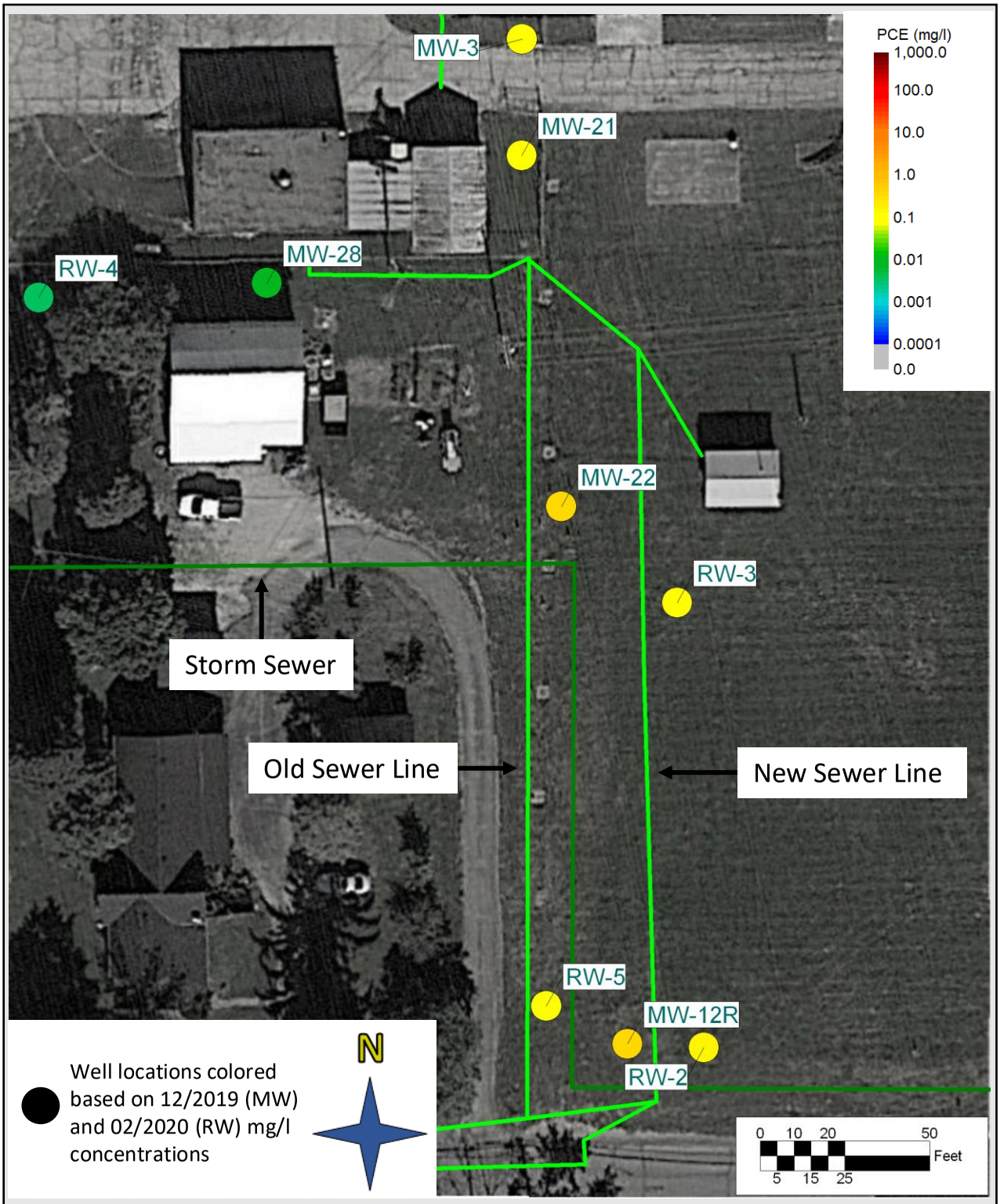

COLUMBIA TECHNOLOGIES	**Former Amphenol RFI/CMS Franklin, IN**		**Historic PCE Results in Groundwater**
	High-Resolution Site Characterization	**May 2020**	**Figure 4**

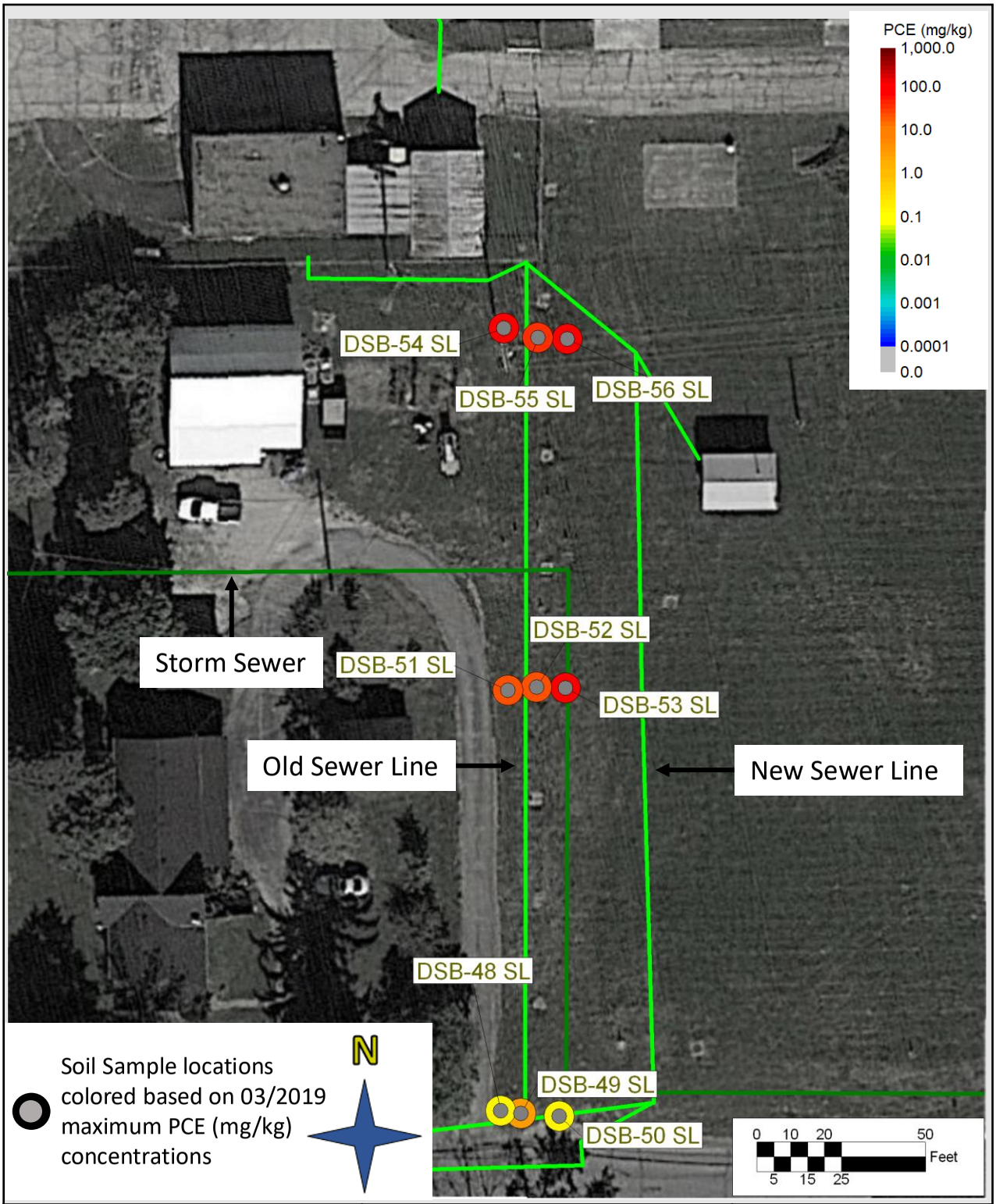

COLUMBIA TECHNOLOGIES	**Former Amphenol RFI/CMS Franklin, IN**		**March 2019 PCE Soil Results**
	High-Resolution Site Characterization	**May 2020**	**Figure 5**

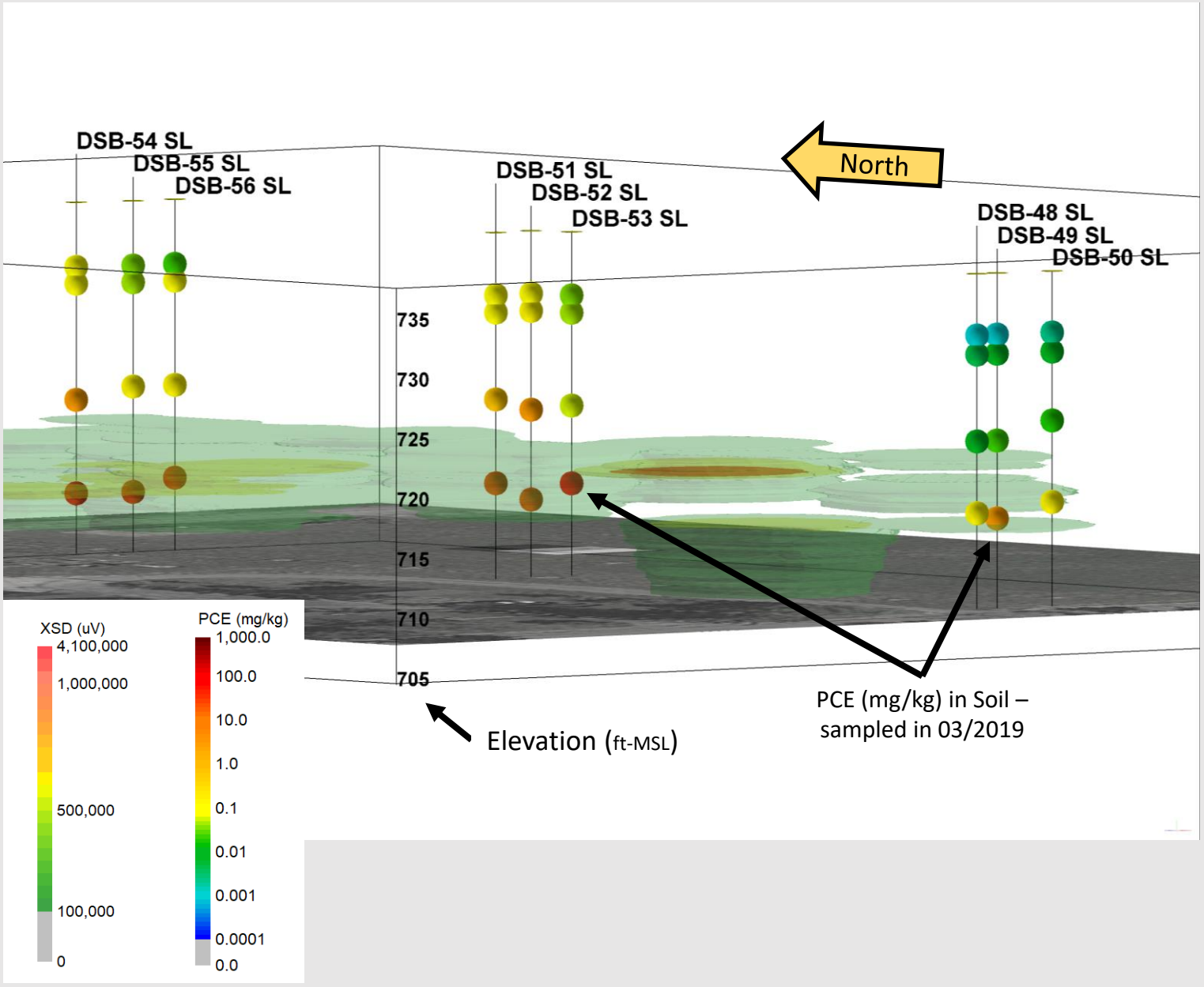

XSD vs. PCE in Soils (Historic)

Figure 12

Former Amphenol RFI/CMS
Franklin, IN

May 2020

High-Resolution Site Characterization

COLUMBIA TECHNOLOGIES

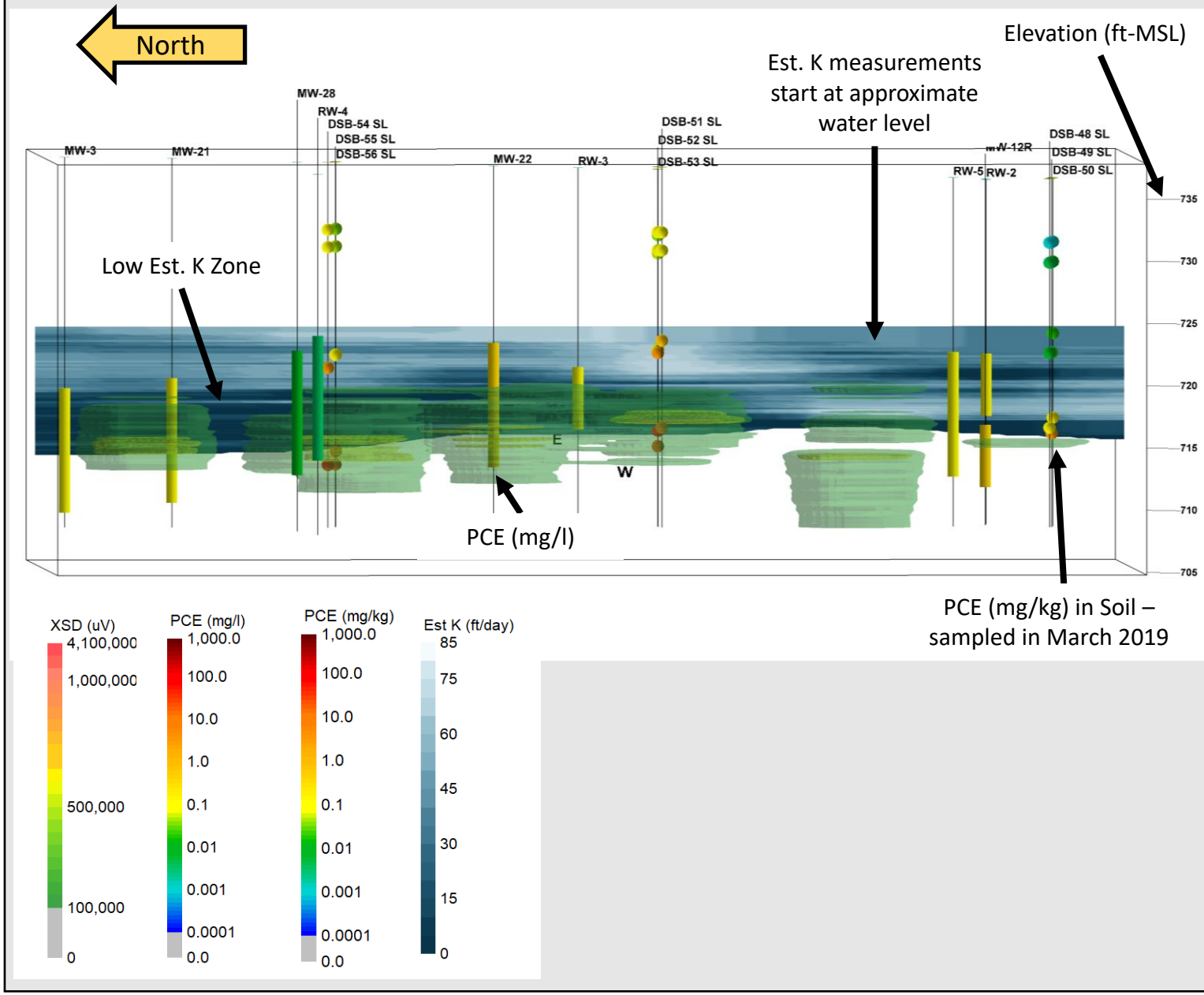

Cross-sectional Composite (Historic)

Figure 14

Former Amphenol RFI/CMS
Franklin, IN

May 2020

High-Resolution Site Characterization

COLUMBIA TECHNOLOGIES

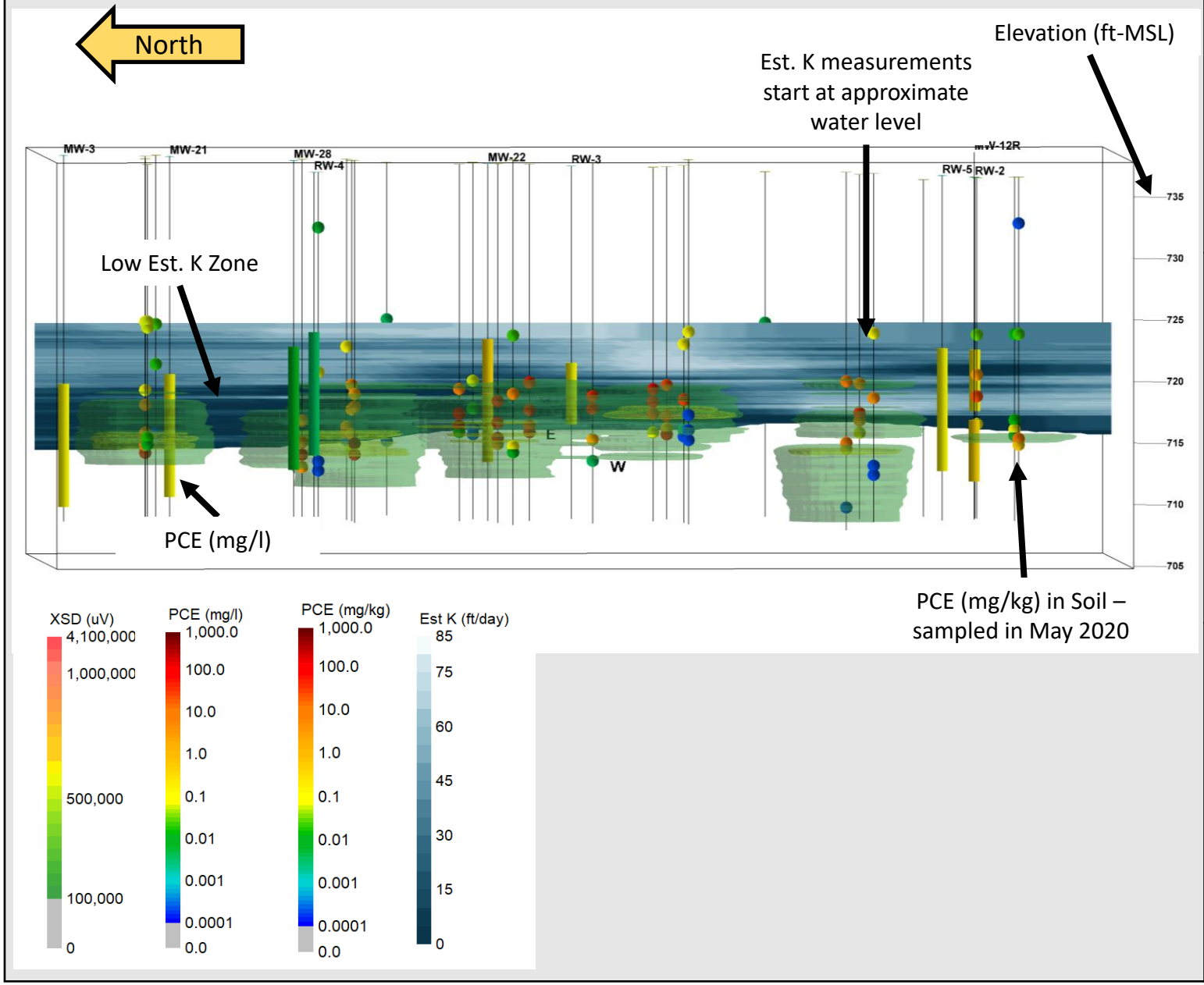

Cross-sectional Composite (May 2020)

Figure 15

Former Amphenol RFI/CMS
Franklin, IN

May 2020

High-Resolution Site Characterization

COLUMBIA TECHNOLOGIES

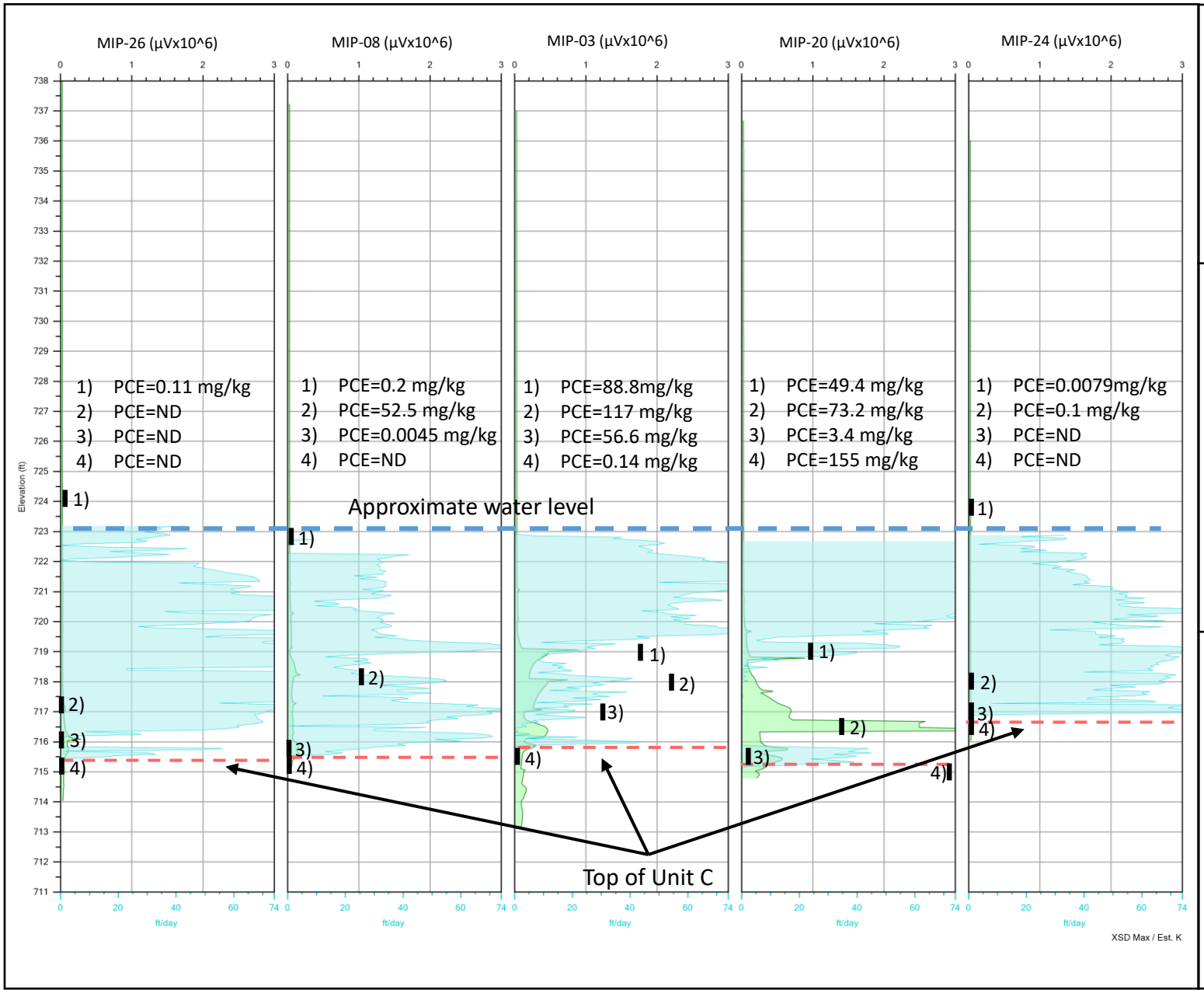

XSD vs. Est. K
Transect A

Figure 16

Former Amphenol RFI/CMS
Franklin, IN

May 2020

High-Resolution Site Characterization

COLUMBIA TECHNOLOGIES

Appendices

APPENDIX A – Direct Sensing Equipment Description

APPENDIX A – Direct Sensing Equipment Description

MiHpt Equipment Description

The MiHpt was developed by Geoprobe Systems® and contains three separate systems: the Membrane Interface Probe (MIP); the Hydraulic Profiling Tool (HPT); and the Electrical Conductivity (EC) dipole. The MiHpt probe is approximately 24 inches in length and 1.75-inches in diameter. The probe is driven into the ground at the nominal rate of 12 inches per minute using a direct push technology (DPT) rig from Geoprobe® or equivalent.

The MiHpt Field Instrument collects and continuously displays real-time operating data during each push of the probe, including EC data, MIP detector responses, MIP operating parameters, the rate of push speed, MIP temperature, HPT Pressure, and HPT Flow.

Electrical Conductivity (EC)

EC: Soil electrical conductivity, the inverse of soil resistivity, is measured using a dipole arrangement. In this process, an alternating electrical current is transmitted through the soil from the center, isolated pin of the probe. This current is then passed back to the probe body. The voltage response of the imposed current to the soil is measured across these same two points. Conductivity is measured in Siemens/meter, and due to the low conductivity of earth materials, the EC probe uses millisiemens/meter (mS/m). The probe is reasonably accurate in the range of 5 to 400 mS/m.

The electrical properties of soil vary by geological setting. Therefore, conductivity measurements will vary both in magnitude and the relative change from one soil type to another in each geological setting. In general, at a given location, lower conductivity values are characteristic of larger particles such as cobbles and sands, while higher conductivities are characteristic of finer sized particles such as fine sands, silts, and clays.

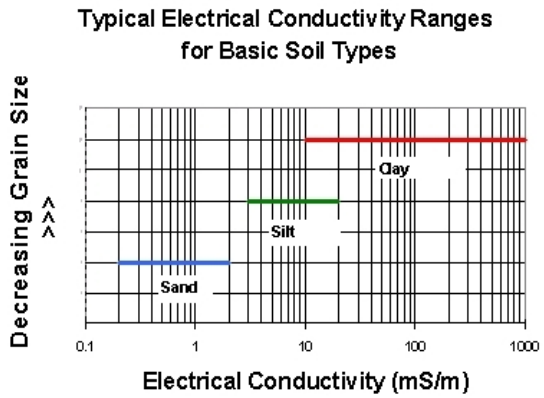

Figure 1

Observed conductivities significantly higher than 400 mS/m are indicative of ionic materials other than soil. Examples include saltwater intrusion, the presence of ionic chemicals from storage or injection, or potentially soil mixtures with metallic compounds.

Membrane Interface Probe (MIP)

The MIP portion of the probe is used to create high-resolution, real-time profiles of subsurface volatile organic compounds (VOCs). The operating principle is based on heating the soil and/or water around a semi-permeable polymer membrane to 121

© 2020 COLUMBIA Technologies

degrees Celsius (ºC), which allows VOCs to partition across this membrane.

The MIP can be used in saturated or unsaturated soils, as water does not pass through the membrane. Nitrogen is used as an inert carrier gas and travels from a surface supply down a transfer tubing which sweeps across the back of the membrane and returns any captured VOCs to the installed detectors at the surface. It takes approximately 60 seconds for the nitrogen gas stream to travel through 150 feet of inert tubing and reach the detectors.

COLUMBIA Technologies utilizes up to three chemical detectors on the MIP: The Photo Ionization Detector (PID); the Flame Ionization Detector (FID); and the Halogen Specific Detector (XSD); all mounted on a laboratory grade gas chromatograph (GC). The output signals from the detectors are captured by the MiHpt data logging system installed on a laptop computer.

The PID detector consists of a special ultraviolet (UV) lamp mounted on a thermostatically controlled, low volume, flow-through cell. The temperature is adjustable from ambient temperature to 250 ºC. The 10.6-electron volt (eV) UV lamp emits energy at a wavelength of 120 nm, which is sufficient to ionize most aromatics such as BTEX and many other molecules such as hydrogen sulfide (H_2S), hexane, and ethanol whose ionization potentials are less than 10.6 eV.

The PID also emits a response for chlorinated compounds containing double-bonded carbons (e.g. halogenated ethylenes), such as trichloroethylene (TCE) and tetrachloroethylene (PCE). Methanol and water, which have ionization potentials greater than 10.6 eV, do not respond on the PID. Given that the PID is non-destructive, it is often run first in series with other detectors for multiple analyses from a single injection.

The FID utilizes a hydrogen flame to combust compounds in the carrier gas. The FID responds linearly over several orders of magnitude, and the response is very stable from day to day. This detector responds to any molecule with a carbon-hydrogen bond, but poorly to compounds such as H_2S, carbon tetrachloride, or ammonia. The carrier gas effluent from the GC column is mixed with hydrogen and burned. This combustion ionizes the analyte molecules. A collector electrode attracts the negative ions to the electrometer amplifier, producing an analog signal, which is directed to the data system input.

The XSD was developed to address the need for a sensitive and selective detector for halogenated compounds. The XSD is sensitive to halogen atoms including bromine, chlorine, and fluorine. This detector provides high halogen selectivity, making it an effective tool for identification and measurement of halogenated compounds in environments where other contaminants are present, such as high concentrations of hydrocarbons. The XSD is used to measure concentrations of a broad range of chlorinated volatile organics and other halogenated compounds such as PCE, TCE and their daughter products.

The XSD detector consists of a ceramic probe, platinum wire (anode) and platinum bead (cathode) mounted inside a high-temperature reactor. The detector reactor combusts the incoming sample into a stream of air and converts halogenated organics into free halogen atoms. The free halogen atoms will then react with alkali atoms on the surface of the electrically charged platinum bead, which functions as an electron emitter.

© 2020 COLUMBIA Technologies

When this reaction takes place, the current is measured and transmitted to the data system.

Unlike other halogen selective detectors, the XSD contains no radioactive sources and does not use organic solvents.

Hydraulic Profiling Tool (HPT)

The HPT portion of the system is used to create high-resolution, real-time profiles of soil hydraulic properties, which can be used to infer permeability and hydraulic conductivity. The HPT system consists of a pump, a pressure transducer, and a permeable screen.

HPT screening is performed simultaneously with the MIP and EC logging. As the tool is advanced, water is pumped through the trunkline and passes into the soil through the permeable screen. The flow is regulated as to be as constant as possible. The pressure required to maintain a constant flow of water into the soil, known as the HPT pressure, is monitored by the pressure transducer and recorded on the field computer in pounds per square inch (psi) versus depth. The flow rate of the water into the soil formation is also measured and recorded in milliliters per minute (mL/min) versus depth.

Static pressure measurements (dissipation tests) can also be made by stopping at discrete intervals, allowing users to determine the static water level. The dissipation test provides an estimate of the static water level, based on the hydraulic head imposed on the probe at rest as compared to the pressure measured at the surface prior to starting each location push. Dissipation tests are best to run in coarse-grained materials (sands and gravels) to assure that the local ambient hydrostatic pressure is measured quickly and accurately.

To perform a dissipation test, the HPT probe is advanced to a depth below the water table and the water flow is stopped. The pressure dissipation (reduction of pressure gradient caused by forcibly pumping water into the formation) is monitored until a stable value is observed. The pressure dissipates over time and usually approaches an inflection point or stable value for the hydraulic pressure that can be used to estimate static water depth. The HPT software can also provide an estimate of K (a value used in hydrogeologic calculations) to provide an interpretation of the hydraulic permeability of the formation.

Depth Measurement

Depth in feet is measured and recorded using a precision potentiometer with a 100-inch linear range. The potentiometer is mounted on the mast of the DPT rig and a counter-weight anchored to the foot of the rig. Measurements are recorded on the down stroke of the mast, as the tooling string is pushed into the ground, and is accurate within 1/10th of an inch. The reference elevation (depth) reported for each individual boring is established by setting the data logger to zero feet with the sensing window of the downhole probe aligned with the ground surface.

Plotting the boring locations on a contour map provides elevations of the ground at the station. The ground surface elevations at the stations can be surveyed if more precise elevations are needed.

© 2020 COLUMBIA Technologies

APPENDIX B – Interpretation of Qualitative Direct Sensing Data

APPENDIX B – Interpretation of Qualitative Direct Sensing Data

General MiHpt Log Interpretation

Each MiHpt log includes up to six (6) separate graphs of data. The Y-axis on all graphs is depth. The first two graphs are displays of chemical detector response: PID and FID measured in µV. A third detector graph (XSD) may be included for CVOC sites. These graphs are a linear scale and provide a relative comparison of total detector response between boring locations. The next graph displays the HPT pressure in psi and flow rate measured in mL/min. In general, higher HPT pressure readings and lower flow rates indicate lower soil permeability, while lower HPT pressure readings and higher flow rate readings indicate higher soil permeability. Following the HPT graph, the next graph displays estimated K in feet/day and Hydrostatic Pressure in psi, indicating the hydraulic permeability of the formation. The static groundwater level is also displayed on the graphs. These are calculated from the HPT data. The final graph displays the EC, measured in mS/m. Lower soil conductivity values are indicative of coarser-grained particles, such as sands and silty sands. Higher soil conductivities are indicative of finer-grained particles, such as clays and silty clays.

The HPT pressure and electrical conductivity can be used to identify permeable layers, confining units and preferential migration pathways. This information is useful for creating contaminant fate and transport models, selecting monitoring well locations and screen intervals, and targeting zones for remedial injections.

Interpreting MIP Results and Comparison to Laboratory Analyses

A typically configured MIP system is effective at profiling the relative distribution of certain VOCs and relative soil types versus depth. The typical MIP system will detect VOCs with boiling points of 121 ºC or less; with vapor pressures above approximately 0.14 psi; and with non-polar hydrophobic compound structures. The sensitivity or in-situ detection level of a MIP system is dependent on many different factors. **COLUMBIA Technologies**' systems and protocols are standardized to provide reliable and comparable detection and logging of chlorinated VOCs (CVOCs) on the order of 100 ppb in-situ concentrations. Petroleum based VOCs are reliably logged at 1 ppm in-situ concentrations. Each of **COLUMBIA Technologies**' MIP system configurations is performance tested prior to use and if requested, MIP systems may be specially configured for atypical compounds of concern (COCs) and site conditions.

An understanding of the principles of operation and performance of the configured MIP detectors is essential to properly interpret the MIP log results. For example, a CVOC with an ionization potential greater than 10.6 eV will respond on the XSD detector but not on the PID equipped with a 10.6 eV lamp. A hydrophilic compound such as an alcohol or ketone will normally be scrubbed out of the MIP gas stream by the MIP Membrane and the installed dryer and never reach the detectors. Properly configuring and testing the MIP system for the site-specific COCs prior to use can

overcome each shortfall in detector or system performance. Additionally, the in-field performance tests performed before and after each boring are critical to monitor the performance of the MIP system from the membrane through to the data logging system.

Generalized correlations between MIP response and laboratory sample results can be inferred but cannot be viewed as a linear comparison. MIP response and laboratory results are collected, analyzed and reported in different units and by different procedures, so correlation is not an exact one-to-one comparison. For example, not all VOCs present and analyzed in laboratory instruments with compound separation are detected and measured by a typical MIP system. The MIP process uses a membrane extraction process from a heated zone of varying subsurface matrix of soil, water, and/or vapor. Soil and groundwater results involve the collection of a sample, extraction of sub-sample at the surface, and then transporting them to a laboratory for further extraction and analysis. These two processes are different by definition.

Unusual or invalid responses on the MIP system can result from malfunctions such as carrier or makeup gas leakage, gas flow blockage, heater failure, and carryover of water vapor or excessive chemical saturation. Each MIP detector will respond differently to each of these malfunctions. The most common cause of false positive responses for CVOCs is water carryover or blockage of carrier gas flow. The most common causes of false negative are improperly adjusted gas flows or leakage and inoperative detectors. **COLUMBIA Technologies**' field geochemists are trained to recognize these problems and to take the appropriate corrective action in the field.

APPENDIX C – Quality Control Procedures

APPENDIX C – Quality Control Procedures

System Quality Control Checks

Direct sensing technologies such as MIP provide qualitative or semi-quantitative direct contact measurements of conditions in the soil, water, and vapor matrix of the subsurface. Correct performance response of the instruments is determined using standards or mixtures of known values or concentrations. Before and after each measurement run, the instruments are tested with these known standards to ensure their response is within an acceptable range.

The nature of direct-sensing technology is different than a typical laboratory analysis. In the lab, a known volume of a known concentration is introduced to the system, the compounds are separated chromatographically, and the response for each individual compound is recorded. This process is highly reproducible, and precise standards exist for laboratory control limits.

These performance tests of direct sensing instruments are not calibrations, per se. While the instrument response can be expected to be linear for a single chemical compound or in the known matrix conditions of the performance test standards, matrix conditions and chemical mixtures will be highly variable throughout the measurement run in subsurface.

In MIP, for instance, subsurface compounds diffuse across the MIP membrane, enter the carrier gas stream, and are transported directly to the GC. There is no chromatographic separation, just total response with depth.

Several other factors affect direct-sensing responses.

For MIP, these factors include:

- The diffusion rate across the MIP membrane. This differs for every compound, based on:
  - Vapor pressure
  - Solubility
  - Interactions with other compounds
  - Membrane age and wear
- Ambient temperature
- Temperature of the subsurface
- Soil conditions (Clays provide a higher response than sands, due to increased back-pressure at the membrane)
- Detector response for each compound
- System performance

For these reasons, a "calibration" is not possible. The variables within compounds of interest, mixtures of compounds, and subsurface conditions cannot be standardized. However, system performance can. Therefore, COLUMBIA Technologies implements protocols to test and evaluate system performance to produce the highest quality data in the industry. The results of these performance tests are maintained with each project file and available upon request.

MIP System Performance Tests

System response is checked via Performance Tests with known compounds at known concentrations to verify that the system is responding to an acceptable level. On the recommendation of the manufacturer, Geoprobe Systems, this minimum acceptable response level is established as five (5) times the standard deviation of the baseline noise level for each detector.

These tests vary, mostly due to ambient

temperature and the age of the membrane. So, rather than looking for a specific response factor, the system is monitored for an acceptable response. When the response is not acceptable, the system is investigated, and corrective actions are implemented as necessary.

COLUMBIA Technologies performs several levels of MIP system evaluation for each project:

- Pre-Mobilization 5-Point Response Check
- Site Arrival 5-Point Response Check
- Pre-log Midpoint Response Check
- Post-Log Midpoint Response Check

For 5-point response tests, the system is evaluated at 0.10, 0.50, 1.0, 5.0, and 10.0 ppm to check response across 3 orders of magnitude of concentrations. For sites with expected petroleum contamination the system is checked using Toluene. For sites where chlorinated VOCs are expected, the system is checked using Trichloroethene (TCE). Site -specific compounds may be used where appropriate.

As an ongoing quality control check, the MIP system response is evaluated using a 1.0 ppm performance test solution prior to and upon completion of each MIP location. The resulting response values are recorded and compared to the results of the 5-point performance tests. When the response tests fall below 25% of the baseline value, corrective action must be taken.

Low-Level MIP System performance Test

The Low-Level system is evaluated using a similar 5-point response test. The test concentrations are 10, 50, 100, 500, and 1,000 ppb, using Toluene of TCE as appropriate. Ongoing Response tests are performed using a 100-ppb solution.

HPT System Performance Test

The EC dipole is evaluated using a brass and stainless-steel test jig, resulting in known values of 55 and 290 millisiemens (mS). Results must fall within 10% of the expected values; otherwise corrective action must be performed.

The HPT pressure and flow sensors are also evaluated using static (no flow) and dynamic (flow at approximately 150 milliliters per minute) hydraulic pressure measurements at two different head elevations, 6.0 inches apart. The difference for each test must be 0.2 psi, +/- 10%; otherwise corrective action must be performed.

APPENDIX D – Data Logs for Membrane Interface Probe/EC with Hydraulic Profiling Tool (MiHpt) – Individual Scale

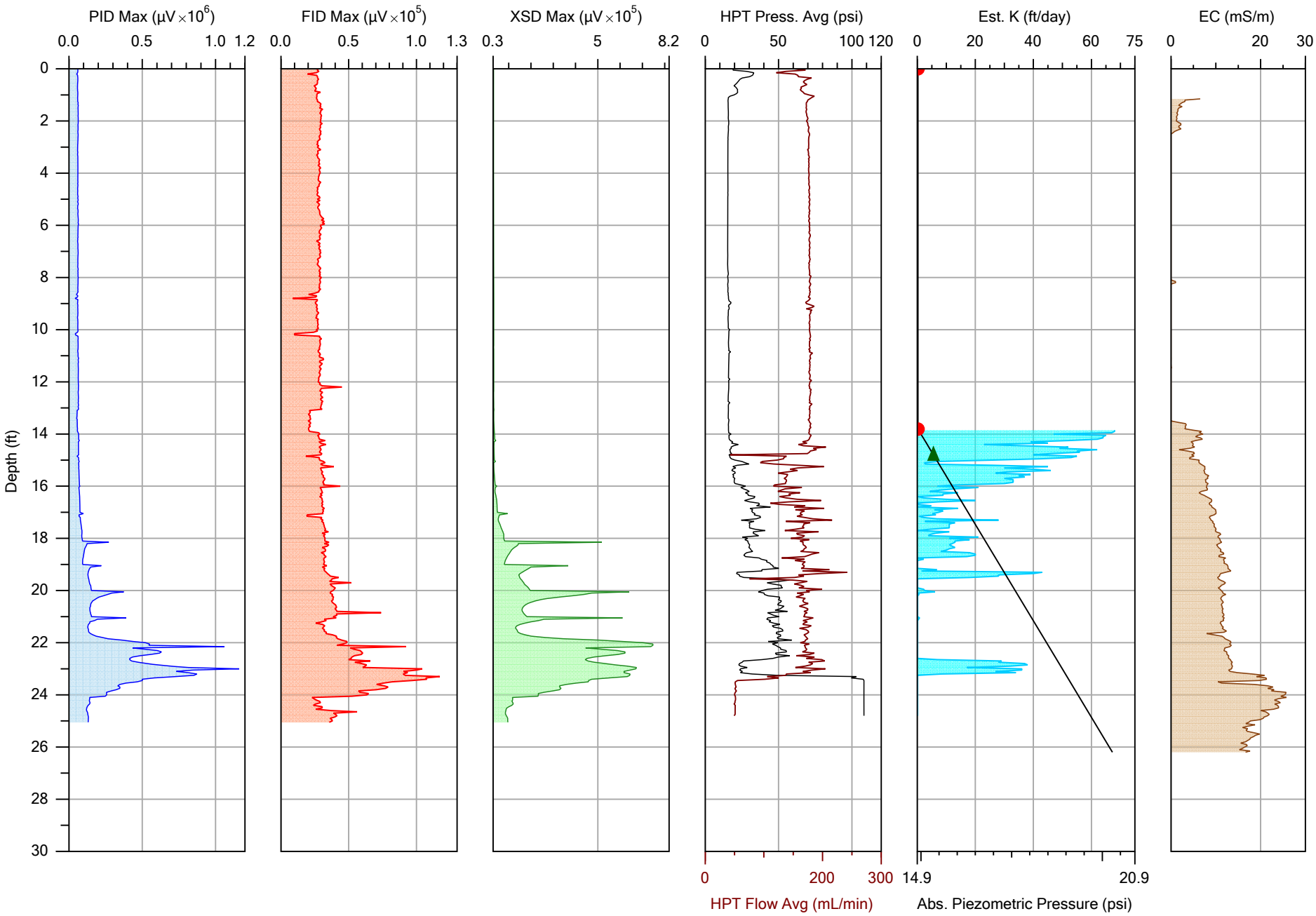

COLUMBIA TECHNOLOGIES

		File: MIP-01.MHP
Company: COLUMBIA Technologies LLC	Operator: RSP	Date: 5/18/2020
Project ID: Former Amphenol Site	Client: IWM Consulting Group	Location: Franklin, IN

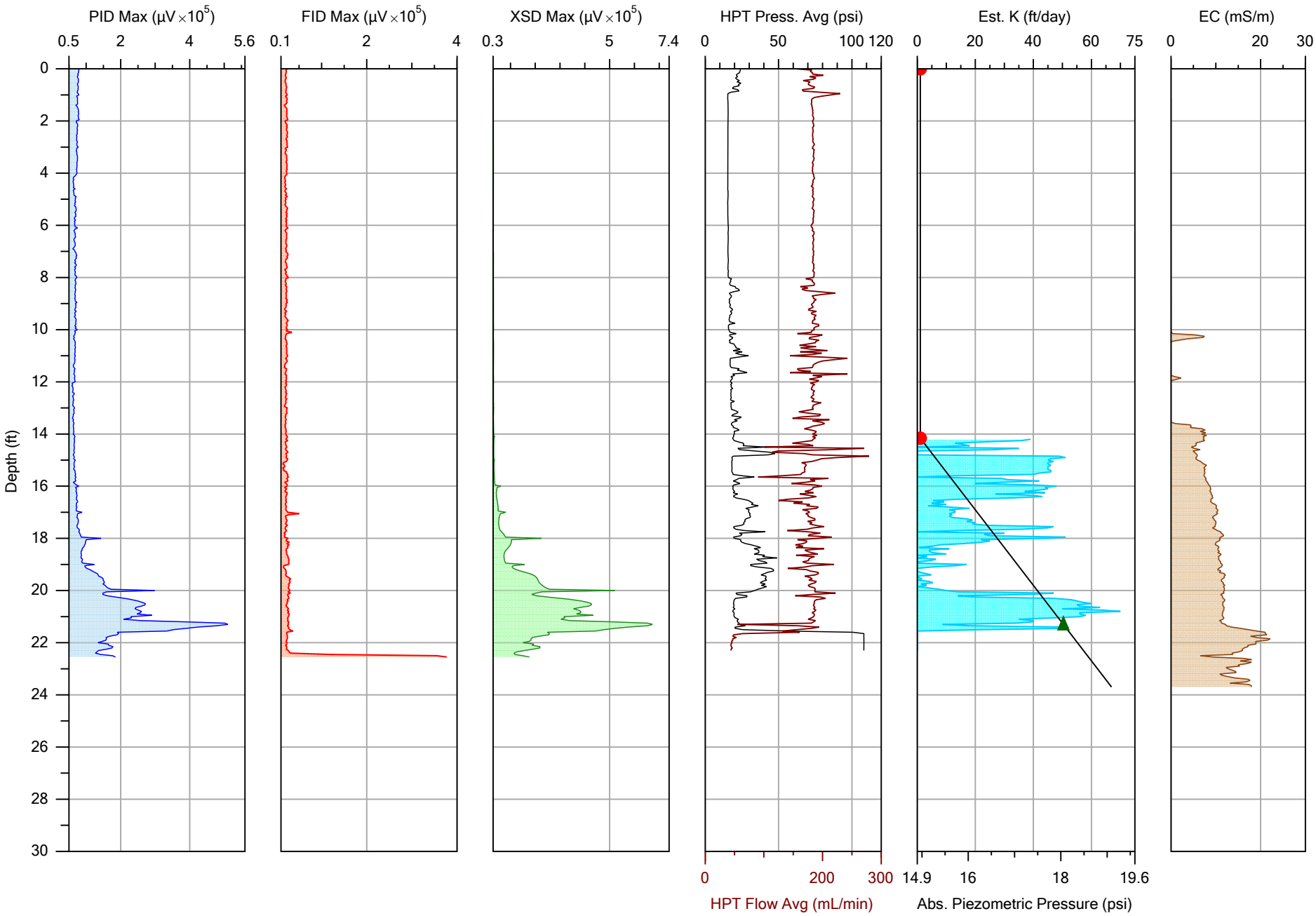

COLUMBIA TECHNOLOGIES

		File: MIP-02.MHP
Company: COLUMBIA Technologies LLC	Operator: RSP	Date: 5/18/2020
Project ID: Former Amphenol Site	Client: IWM Consulting Group	Location: Franklin, IN

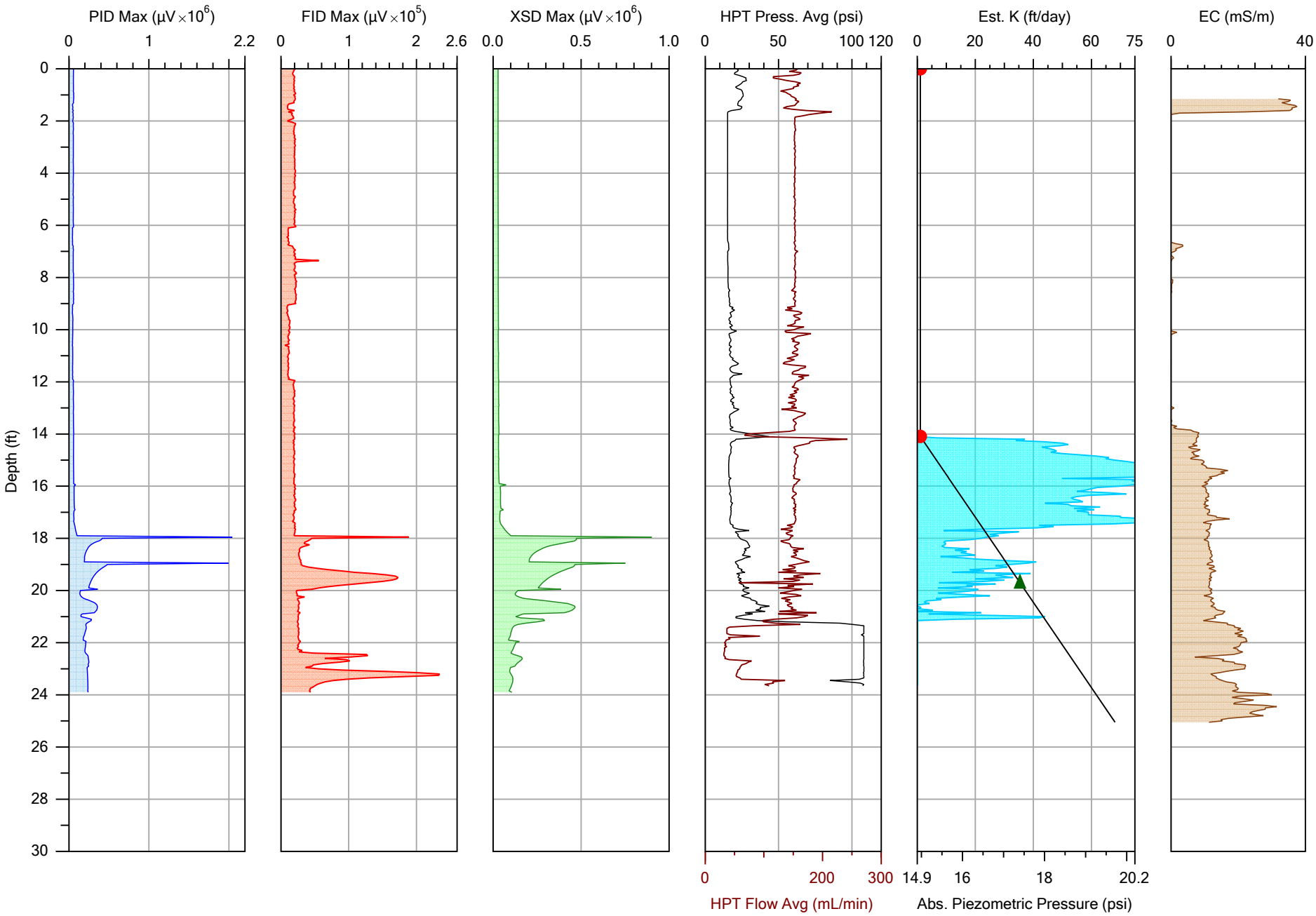

COLUMBIA TECHNOLOGIES

		File: MIP-03.MHP
Company: COLUMBIA Technologies LLC	Operator: RSP	Date: 5/18/2020
Project ID: Former Amphenol Site	Client: IWM Consulting Group	Location: Franklin, IN

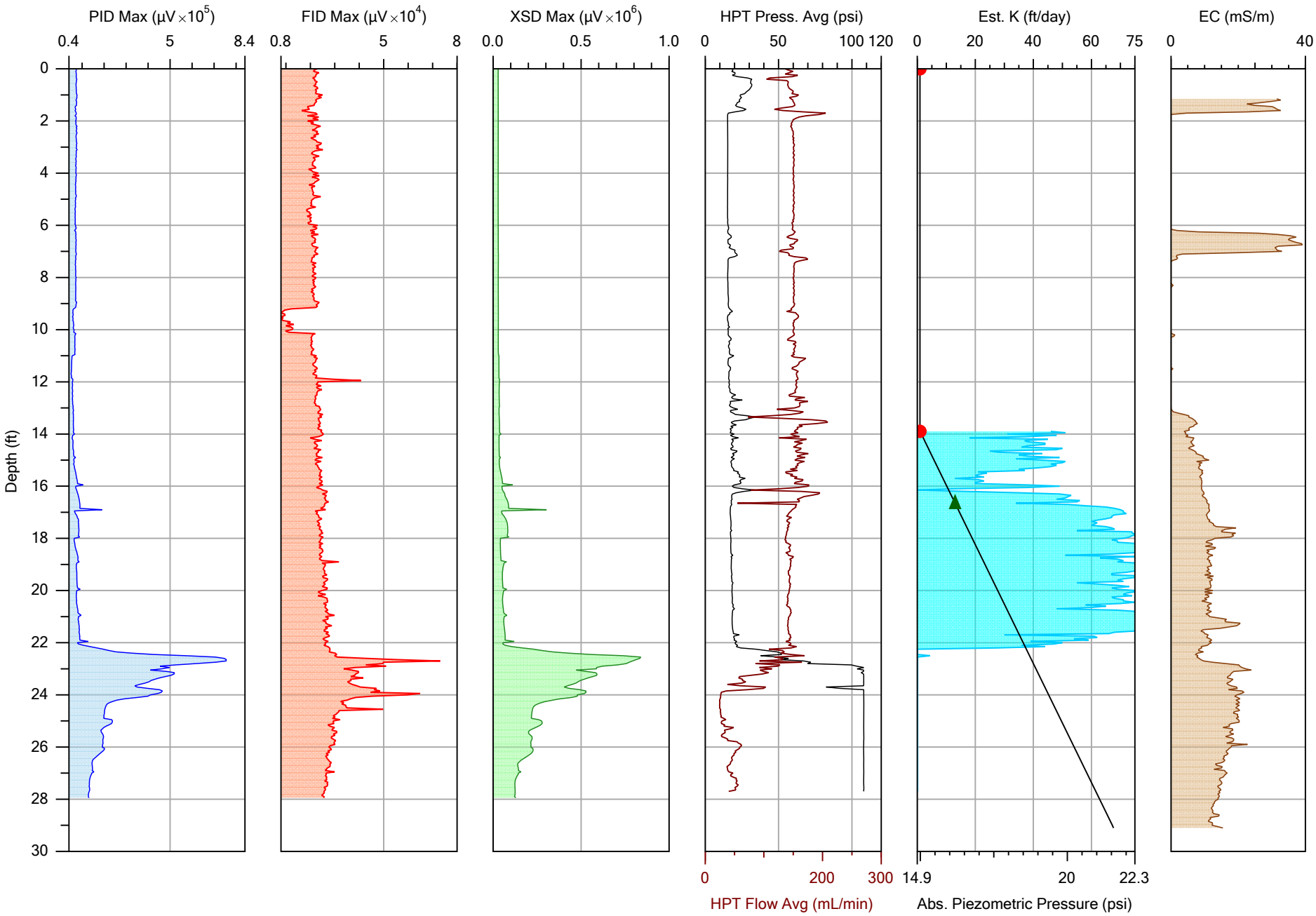

COLUMBIA TECHNOLOGIES

		File: MIP-04.MHP
Company: COLUMBIA Technologies LLC	Operator: RSP	Date: 5/18/2020
Project ID: Former Amphenol Site	Client: IWM Consulting Group	Location: Franklin, IN

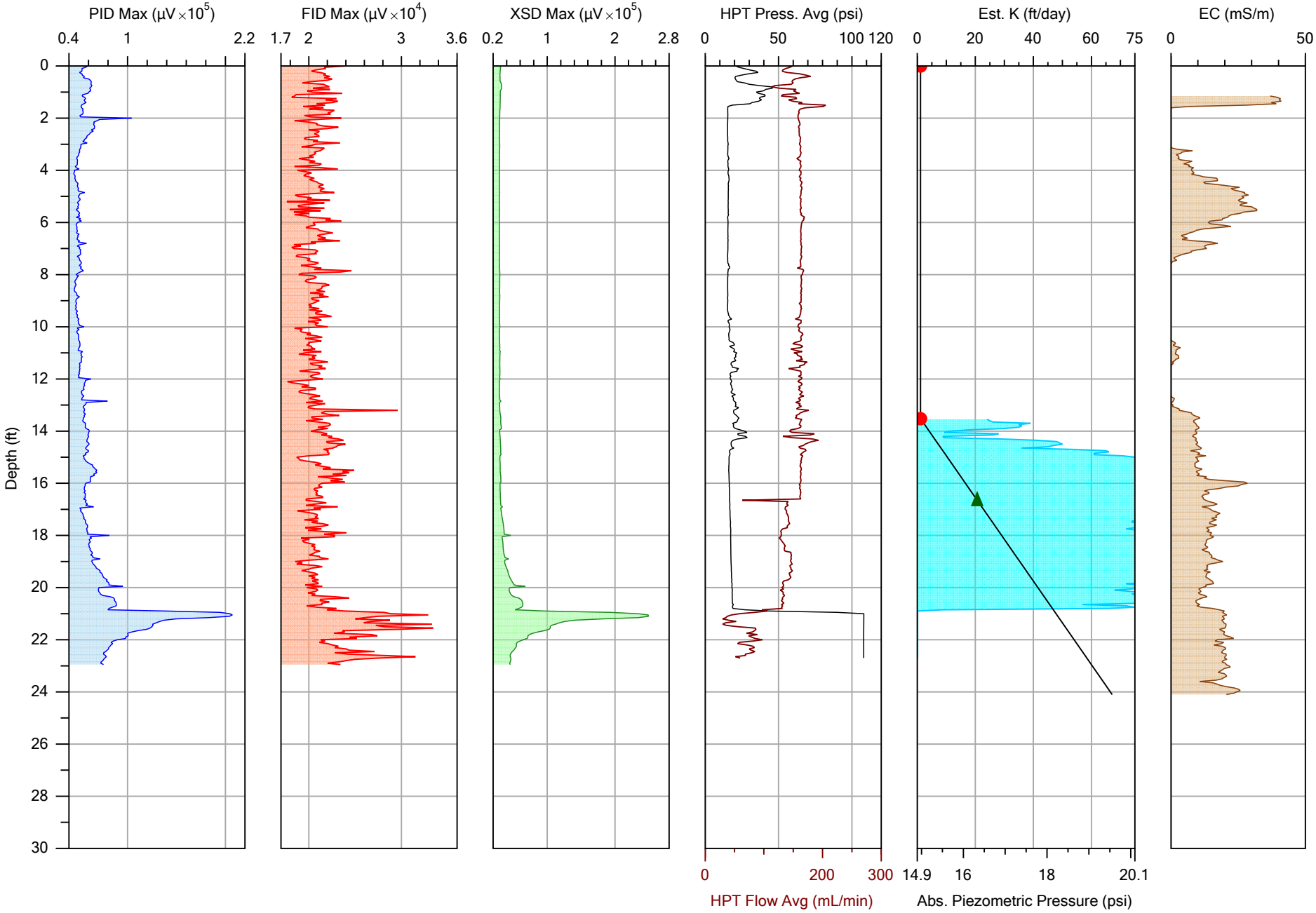

COLUMBIA TECHNOLOGIES

		File: MIP-05.MHP
Company: COLUMBIA Technologies LLC	Operator: RSP	Date: 5/18/2020
Project ID: Former Amphenol Site	Client: IWM Consulting Group	Location: Franklin, IN

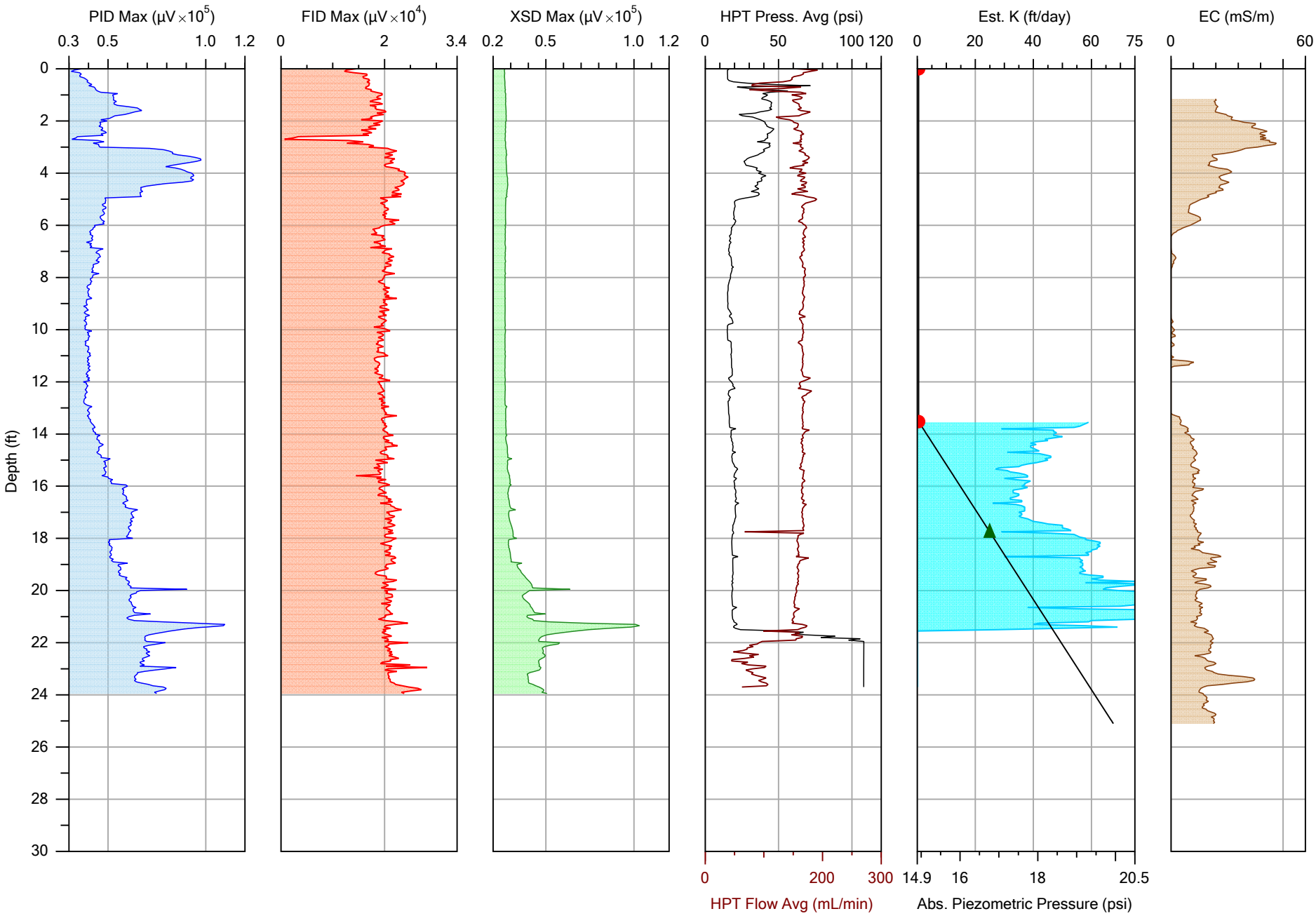

COLUMBIA TECHNOLOGIES

		File: MIP-06.MHP
Company: COLUMBIA Technologies LLC	Operator: RSP	Date: 5/19/2020
Project ID: Former Amphenol Site	Client: IWM Consulting Group	Location: Franklin, IN

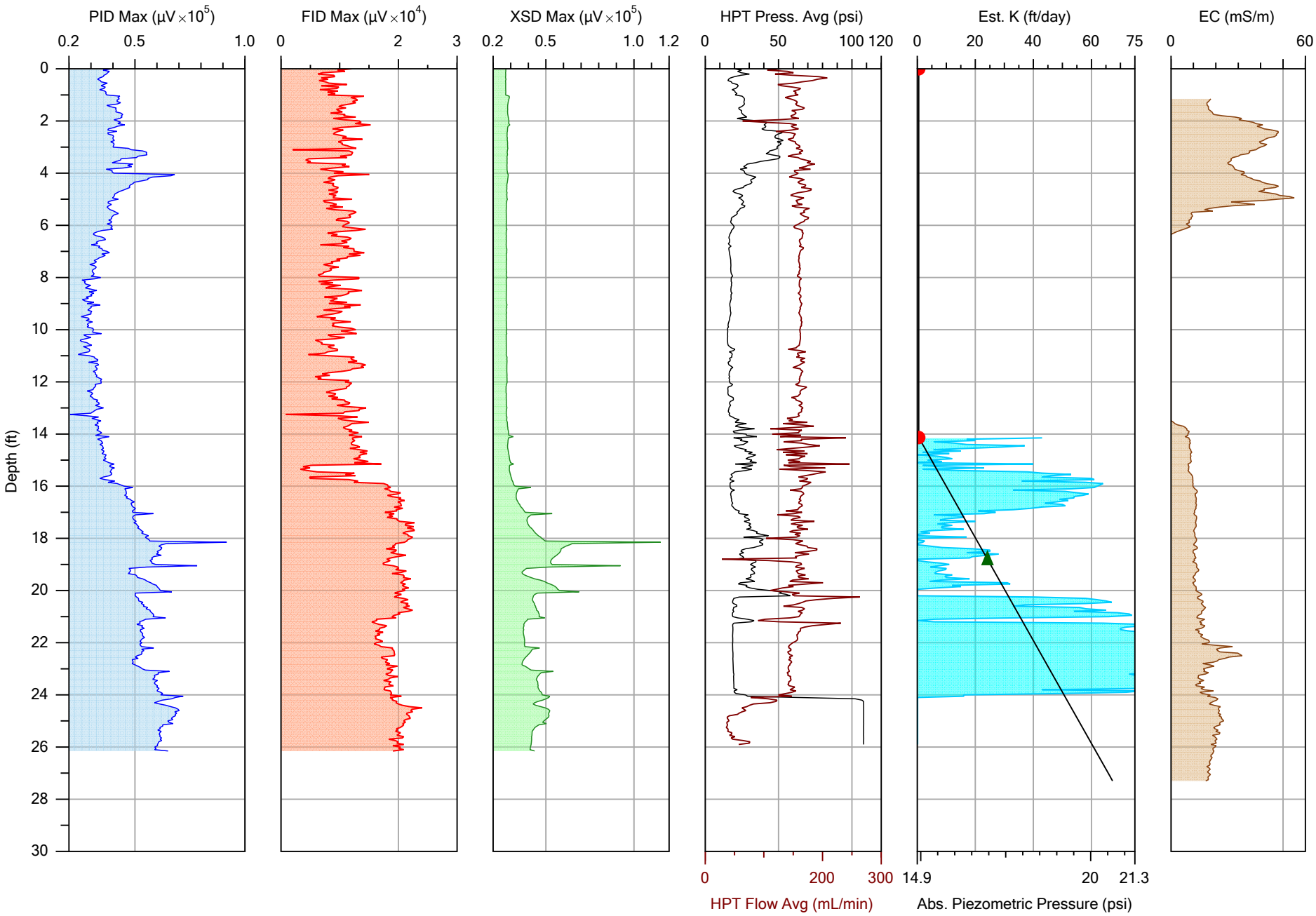

COLUMBIA TECHNOLOGIES

		File: MIP-07.MHP
Company: COLUMBIA Technologies LLC	Operator: RSP	Date: 5/19/2020
Project ID: Former Amphenol Site	Client: IWM Consulting Group	Location: Franklin, IN

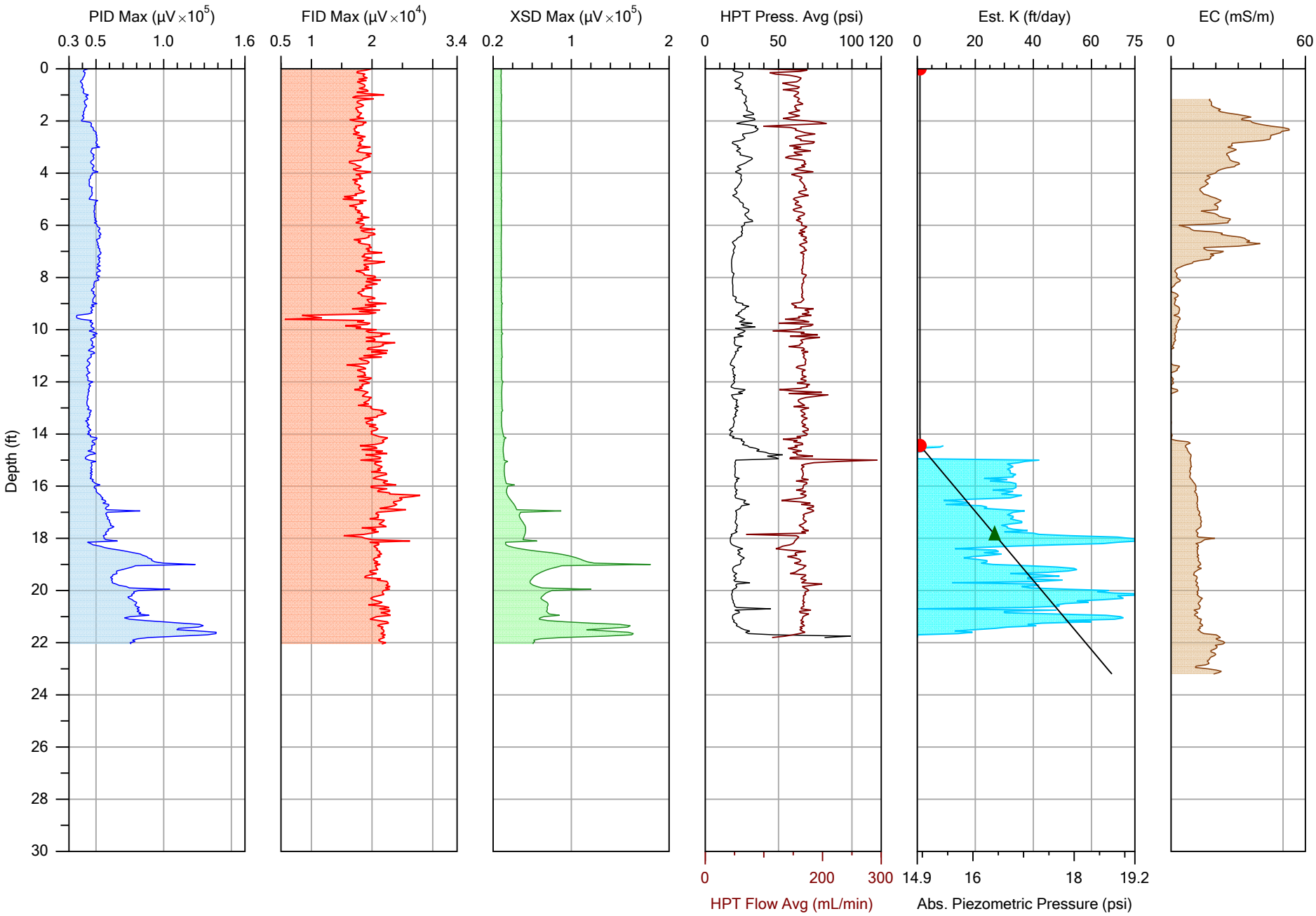

COLUMBIA TECHNOLOGIES

		File: MIP-08.MHP
Company: COLUMBIA Technologies LLC	Operator: RSP	Date: 5/19/2020
Project ID: Former Amphenol Site	Client: IWM Consulting Group	Location: Franklin, IN

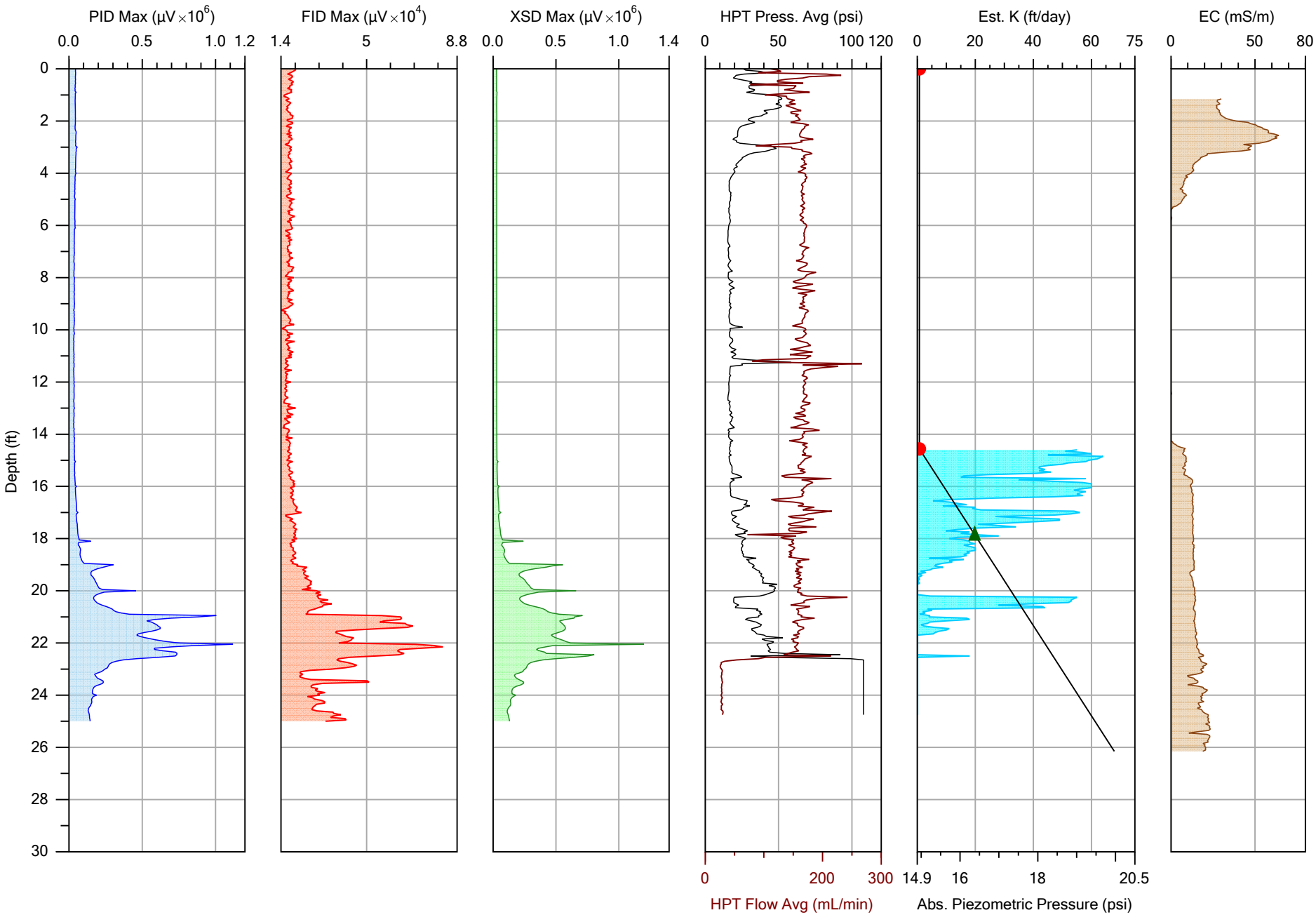

COLUMBIA TECHNOLOGIES

		File: MIP-09.MHP
Company: COLUMBIA Technologies LLC	Operator: RSP	Date: 5/19/2020
Project ID: Former Amphenol Site	Client: IWM Consulting Group	Location: Franklin, IN

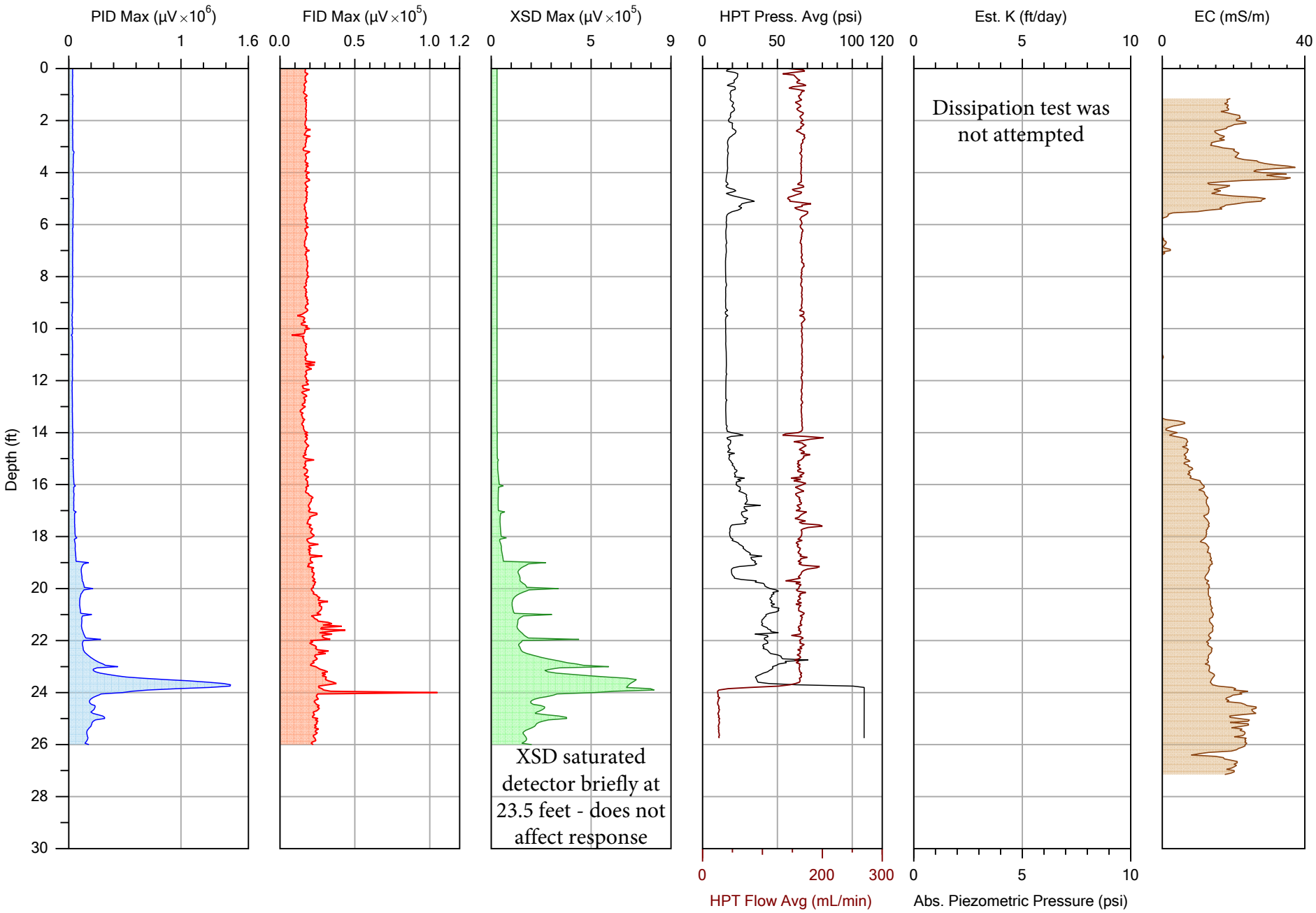

COLUMBIA TECHNOLOGIES

		File: MIP-10.MHP
Company: COLUMBIA Technologies LLC	Operator: RSP	Date: 5/19/2020
Project ID: Former Amphenol Site	Client: IWM Consulting Group	Location: Franklin, IN

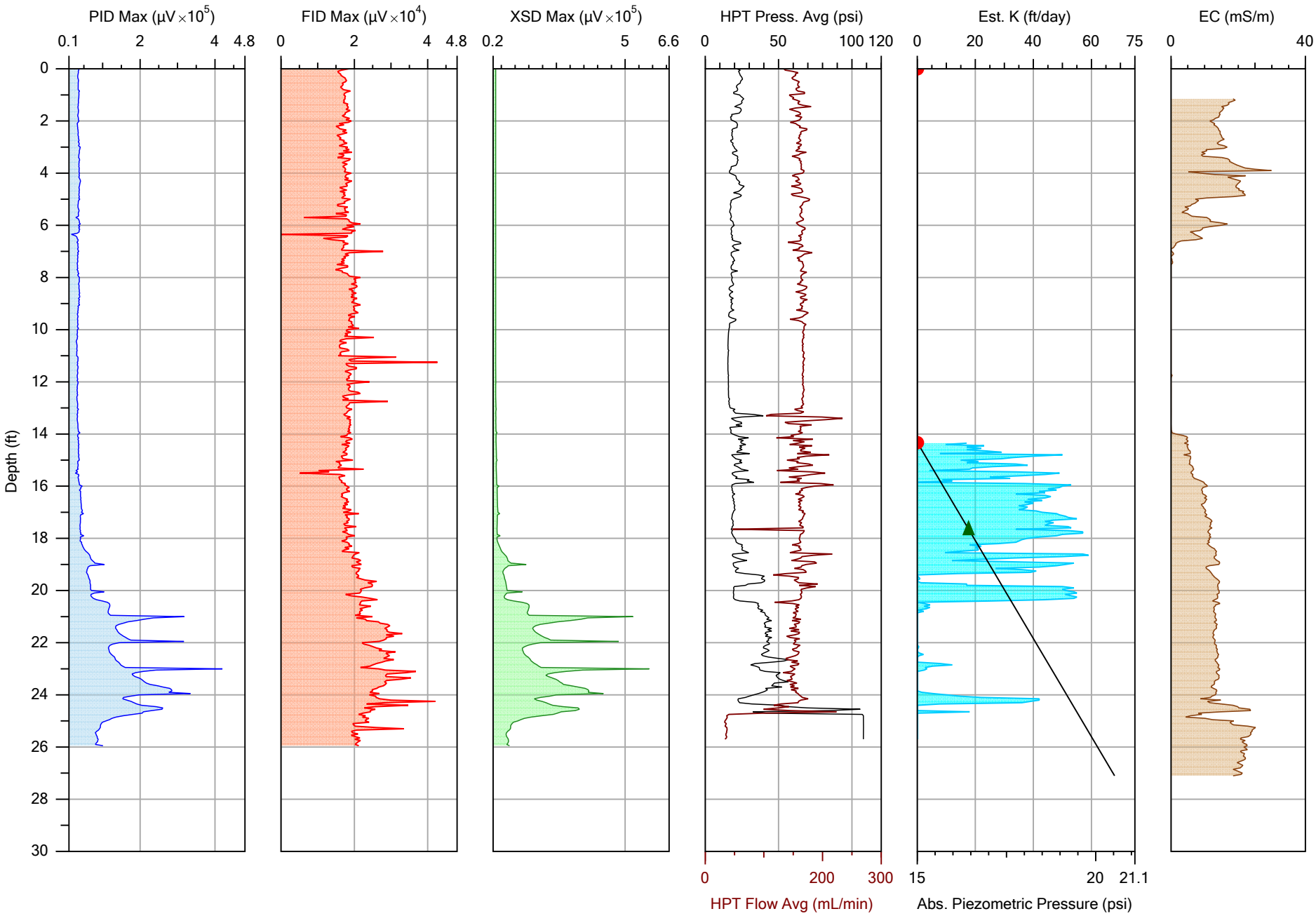

COLUMBIA TECHNOLOGIES

		File: MIP-11.MHP
Company: COLUMBIA Technologies LLC	Operator: RSP	Date: 5/19/2020
Project ID: Former Amphenol Site	Client: IWM Consulting Group	Location: Franklin, IN

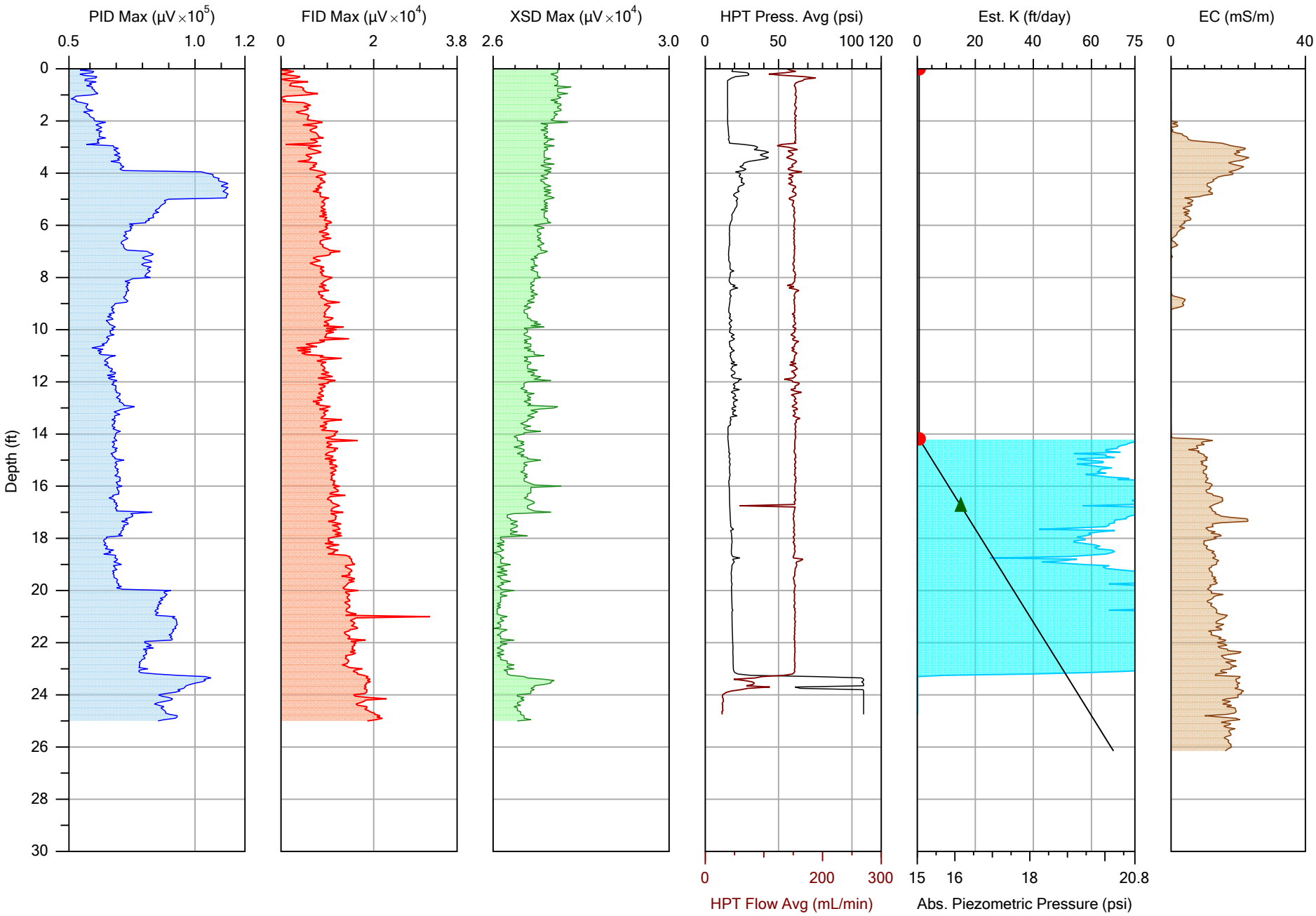

COLUMBIA TECHNOLOGIES

		File: MIP-12.MHP
Company: COLUMBIA Technologies LLC	Operator: RSP	Date: 5/20/2020
Project ID: Former Amphenol Site	Client: IWM Consulting Group	Location: Franklin, IN

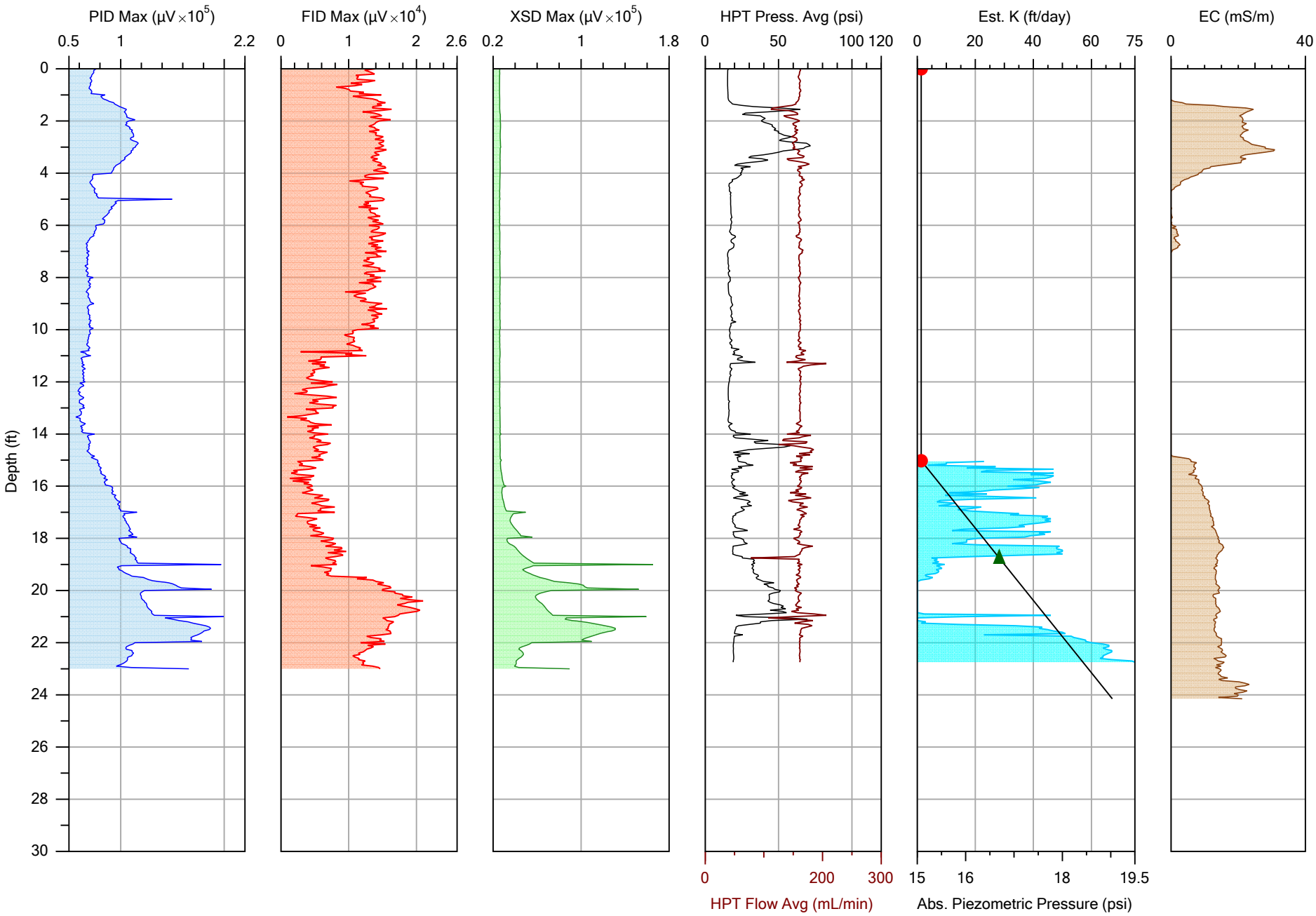

COLUMBIA TECHNOLOGIES

		File: MIP-13.MHP
Company: COLUMBIA Technologies LLC	Operator: RSP	Date: 5/20/2020
Project ID: Former Amphenol Site	Client: IWM Consulting Group	Location: Franklin, IN

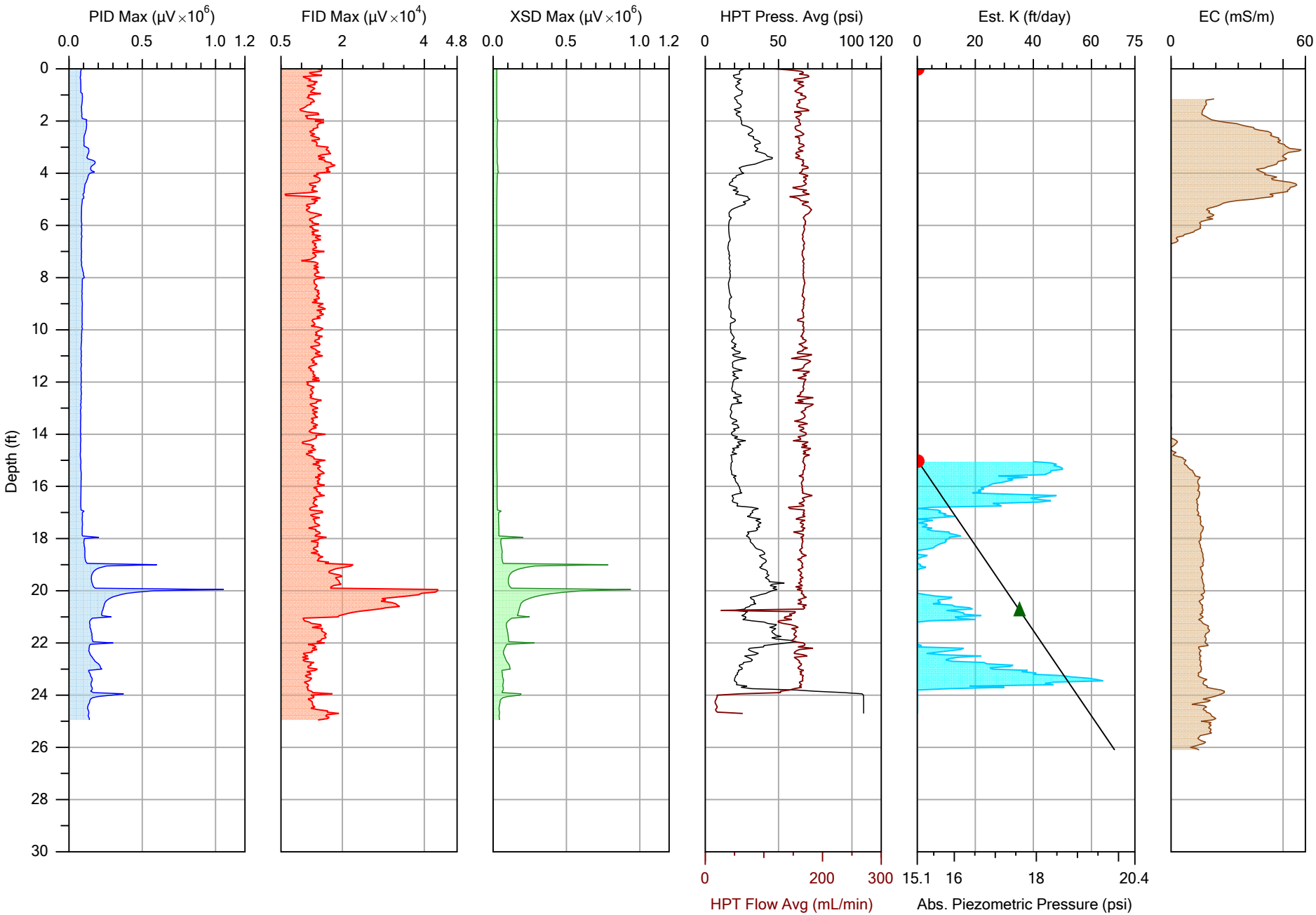

COLUMBIA TECHNOLOGIES

		File: MIP-14.MHP
Company: COLUMBIA Technologies LLC	Operator: RSP	Date: 5/20/2020
Project ID: Former Amphenol Site	Client: IWM Consulting Group	Location: Franklin, IN

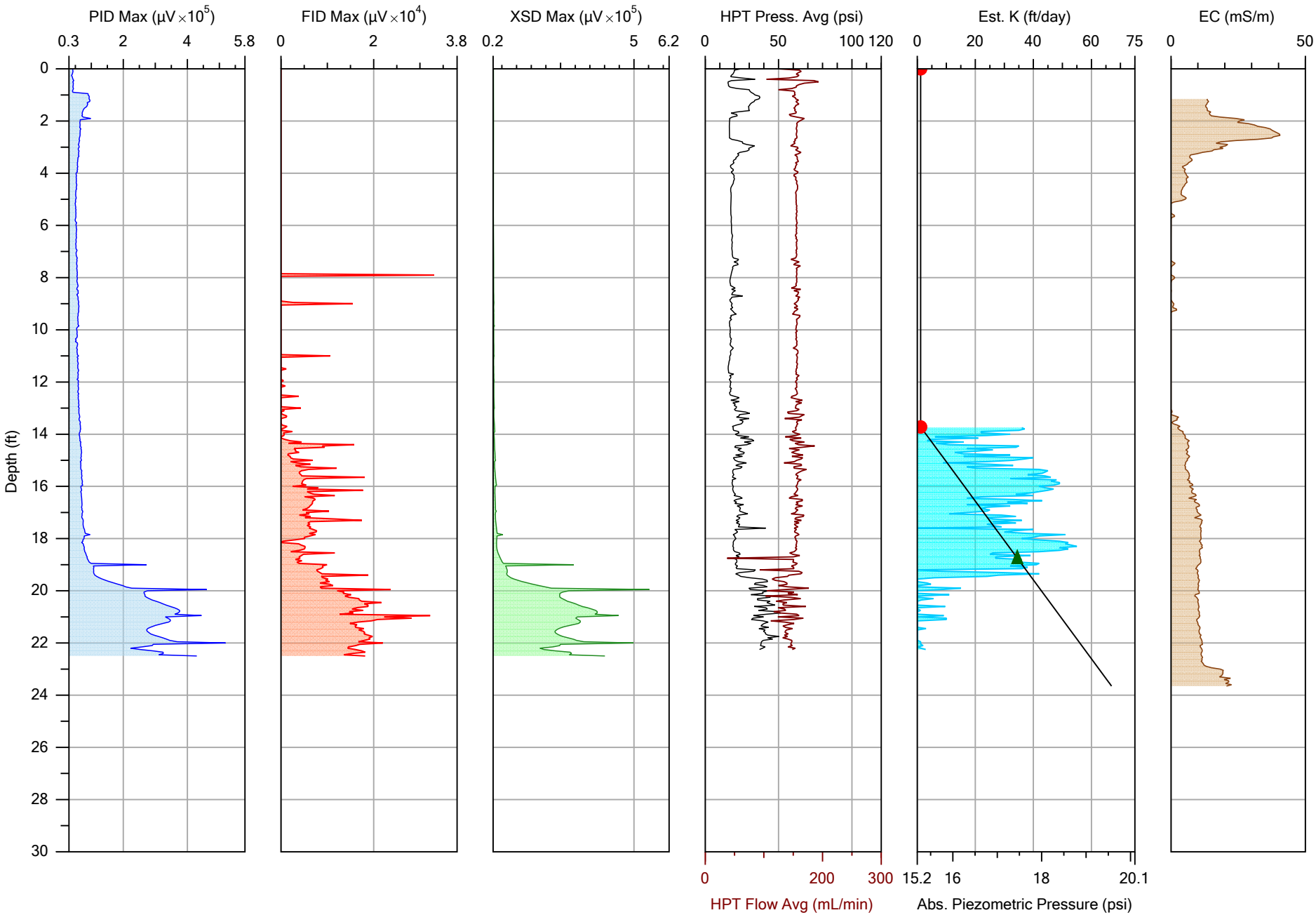

COLUMBIA TECHNOLOGIES

		File: MIP-15.MHP
Company: COLUMBIA Technologies LLC	Operator: RSP	Date: 5/20/2020
Project ID: Former Amphenol Site	Client: IWM Consulting Group	Location: Franklin, IN

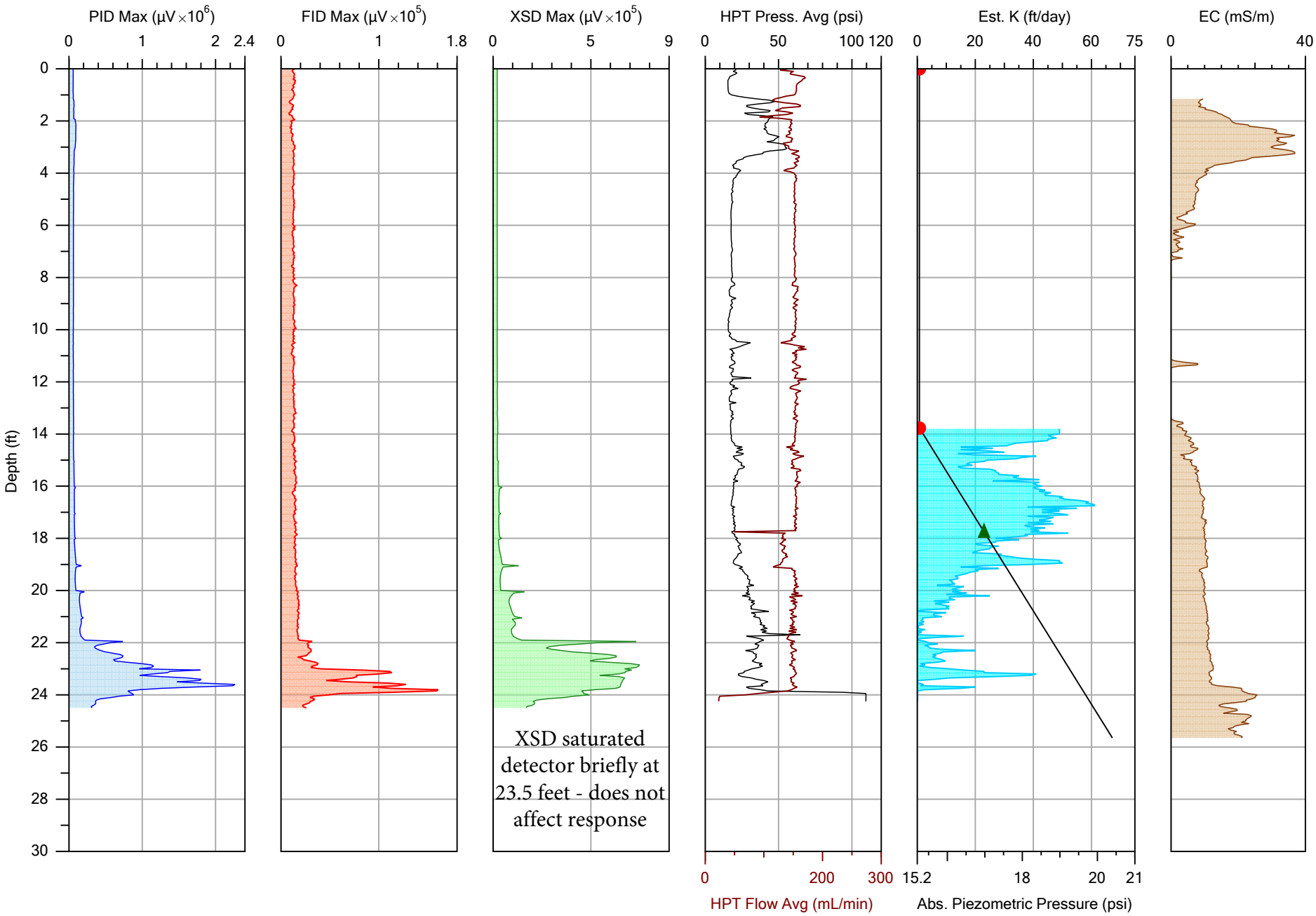

COLUMBIA TECHNOLOGIES

		File: MIP-16.MHP
Company: COLUMBIA Technologies LLC	Operator: RSP	Date: 5/20/2020
Project ID: Former Amphenol Site	Client: IWM Consulting Group	Location: Franklin, IN

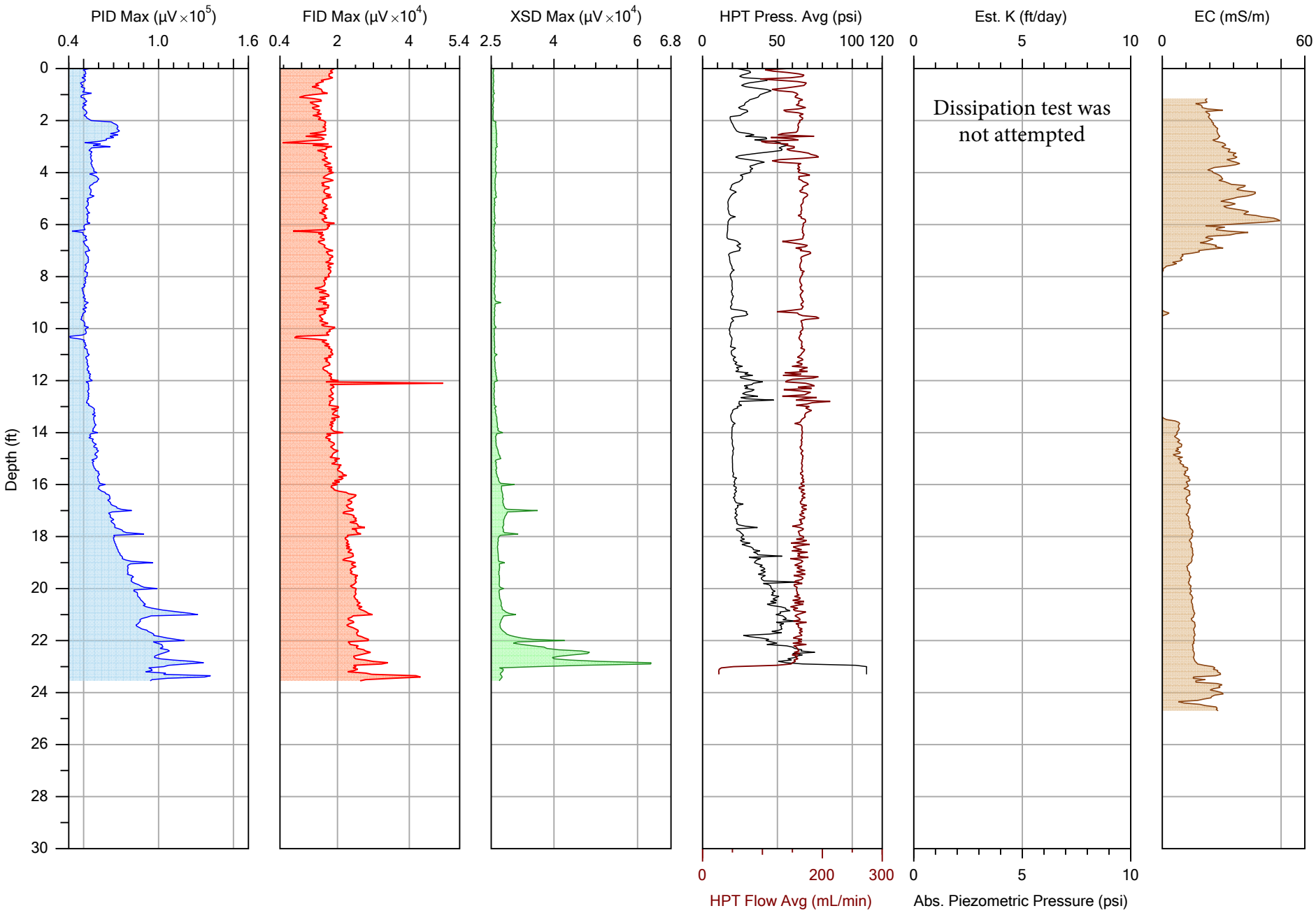

COLUMBIA TECHNOLOGIES

		File: MIP-17.MHP
Company: COLUMBIA Technologies LLC	Operator: RSP	Date: 5/21/2020
Project ID: Former Amphenol Site	Client: IWM Consulting Group	Location: Franklin, IN

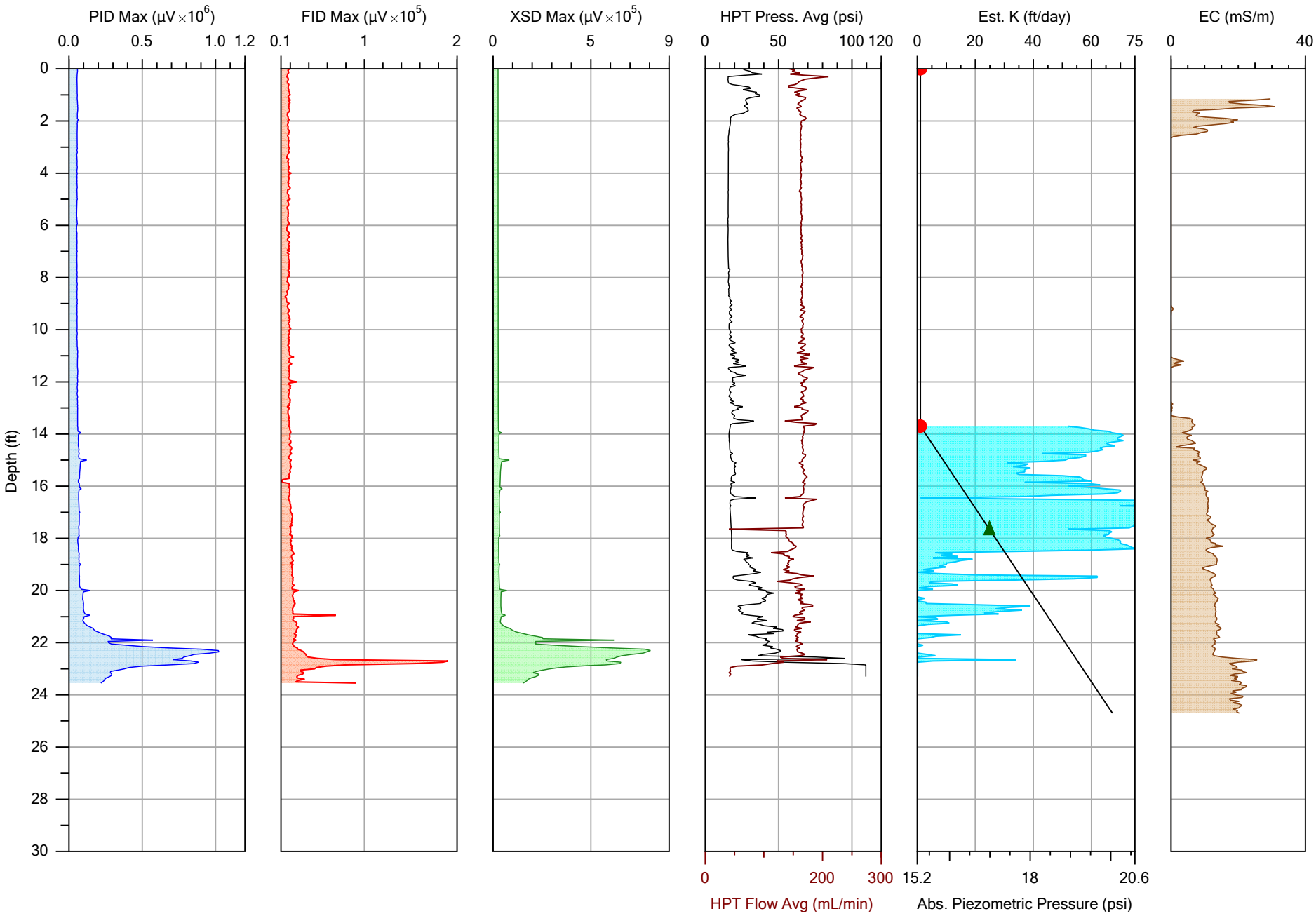

COLUMBIA TECHNOLOGIES

		File: MIP-18.MHP
Company: COLUMBIA Technologies LLC	Operator: RSP	Date: 5/21/2020
Project ID: Former Amphenol Site	Client: IWM Consulting Group	Location: Franklin, IN

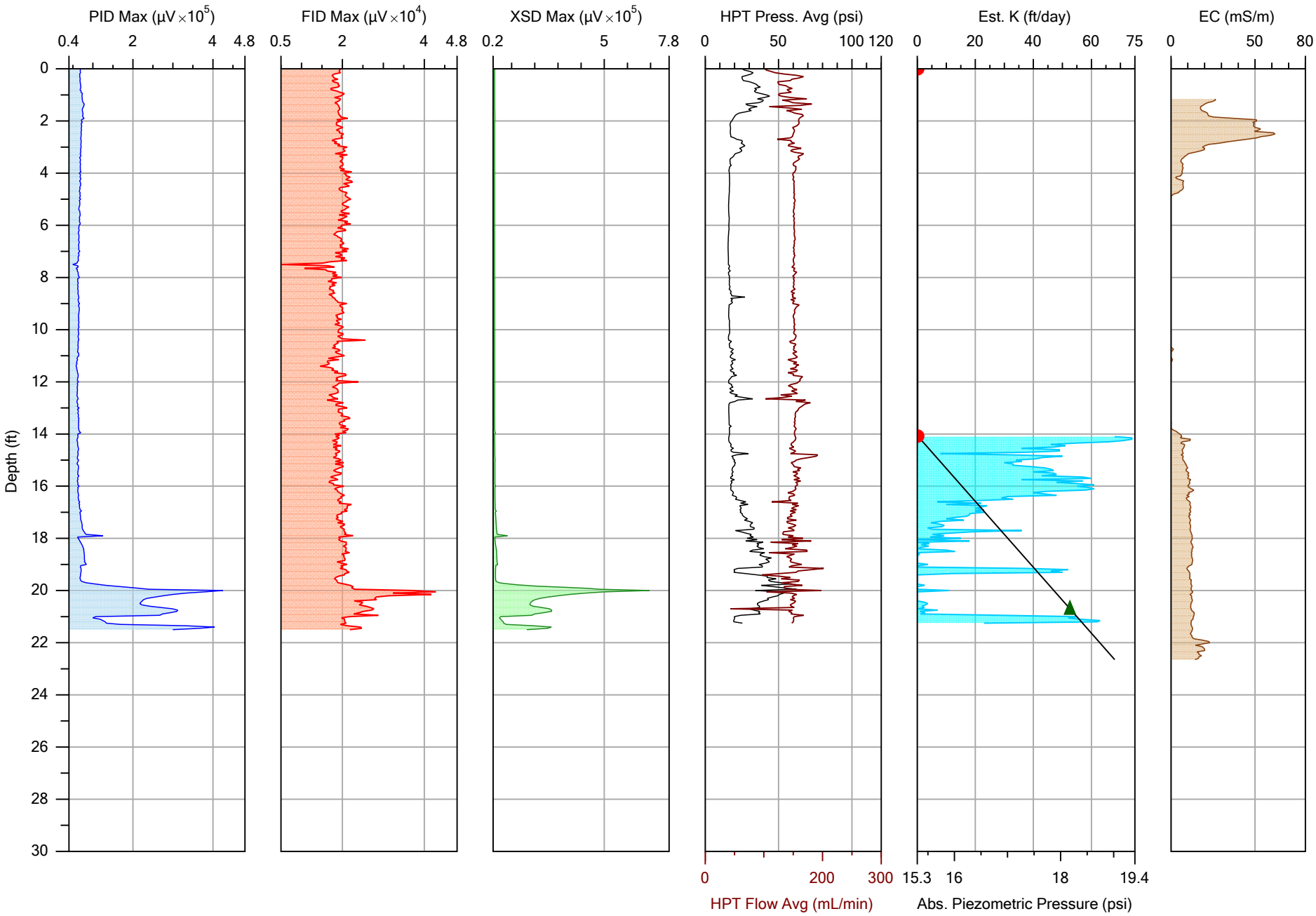

COLUMBIA TECHNOLOGIES

		File: MIP-19.MHP
Company: COLUMBIA Technologies LLC	Operator: RSP	Date: 5/21/2020
Project ID: Former Amphenol Site	Client: IWM Consulting Group	Location: Franklin, IN

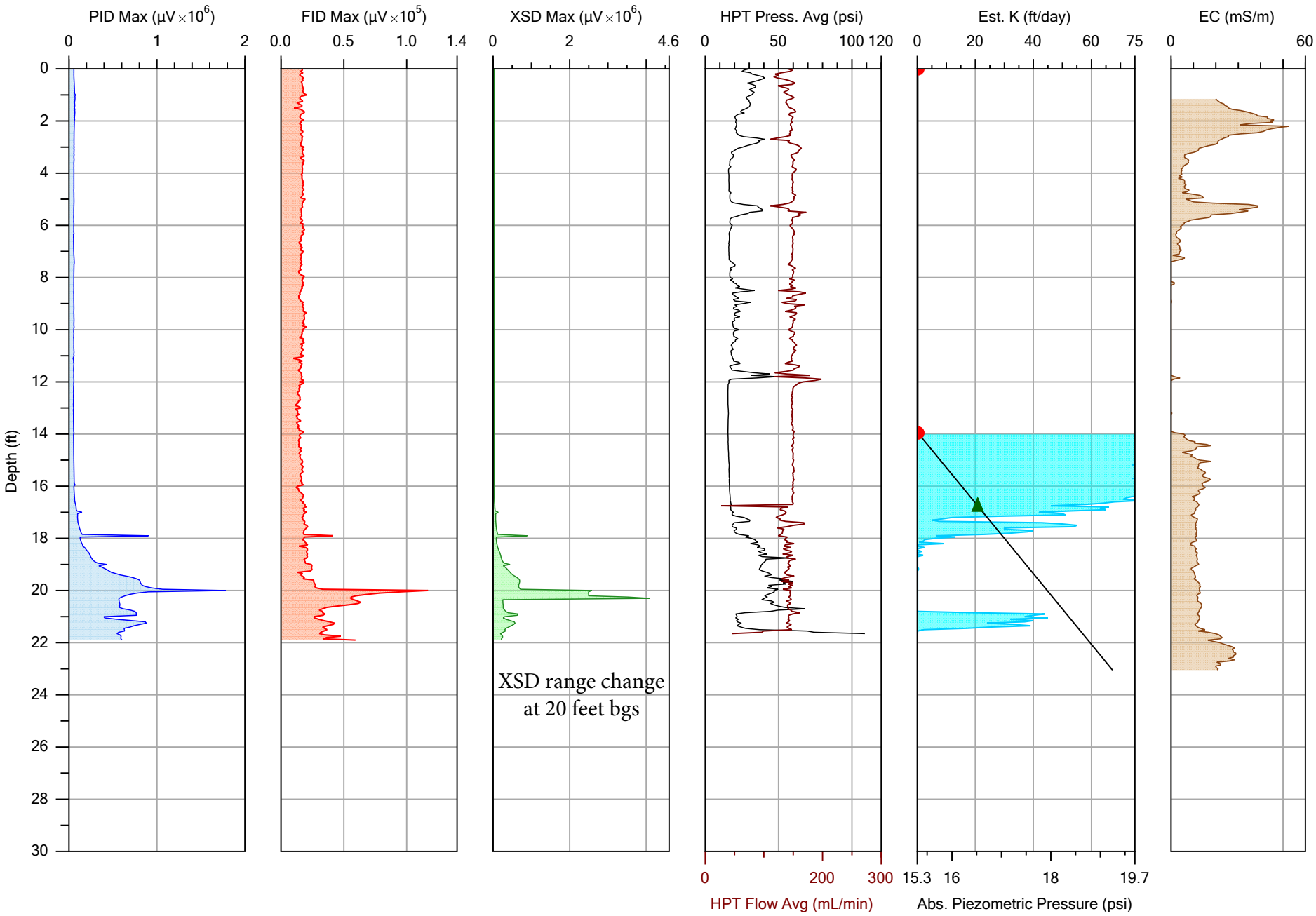

COLUMBIA TECHNOLOGIES

		File: MIP-20.MHP
Company: COLUMBIA Technologies LLC	Operator: RSP	Date: 5/21/2020
Project ID: Former Amphenol Site	Client: IWM Consulting Group	Location: Franklin, IN

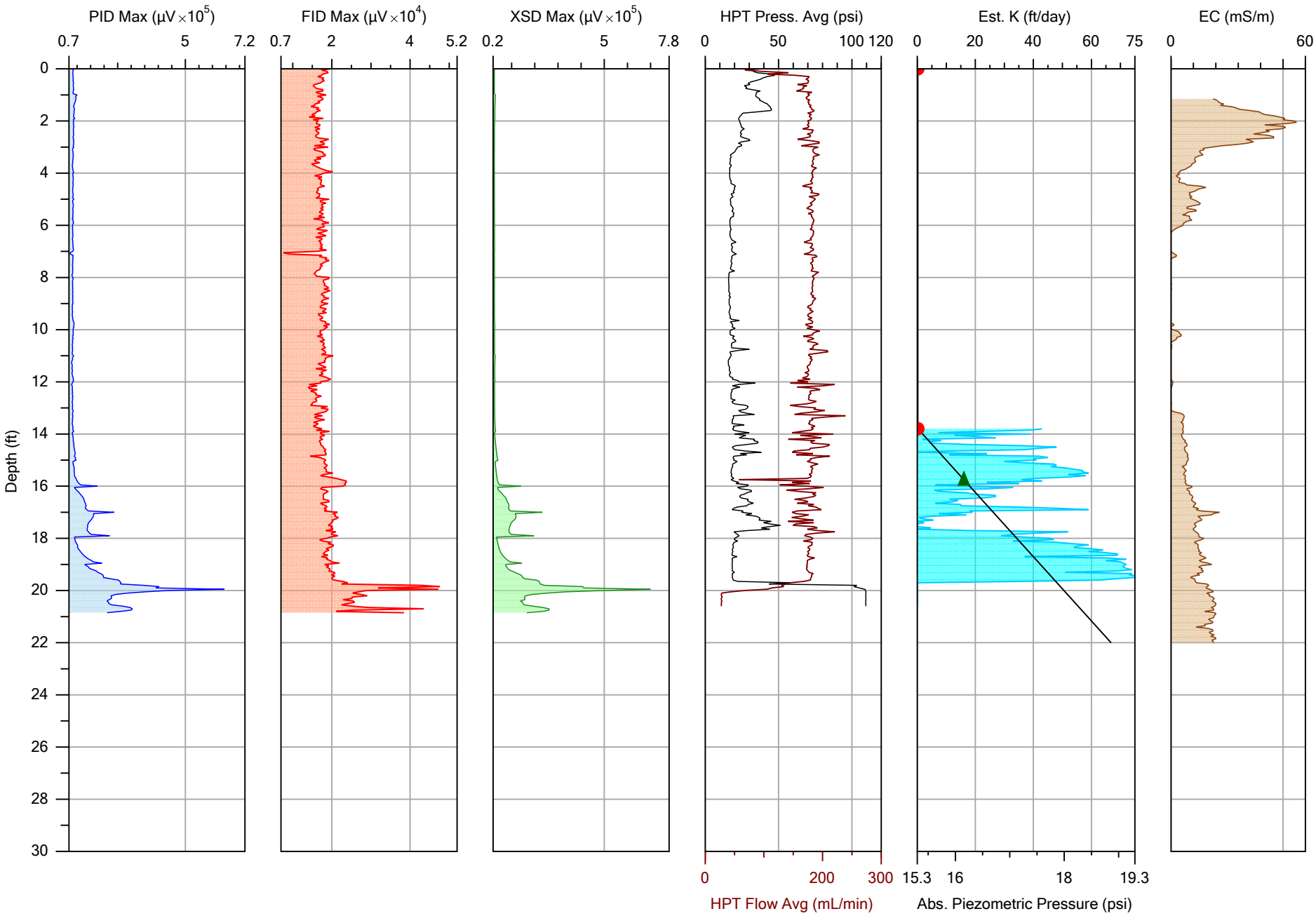

COLUMBIA TECHNOLOGIES

		File: MIP-21.MHP
Company: COLUMBIA Technologies LLC	Operator: RSP	Date: 5/21/2020
Project ID: Former Amphenol Site	Client: IWM Consulting Group	Location: Franklin, IN

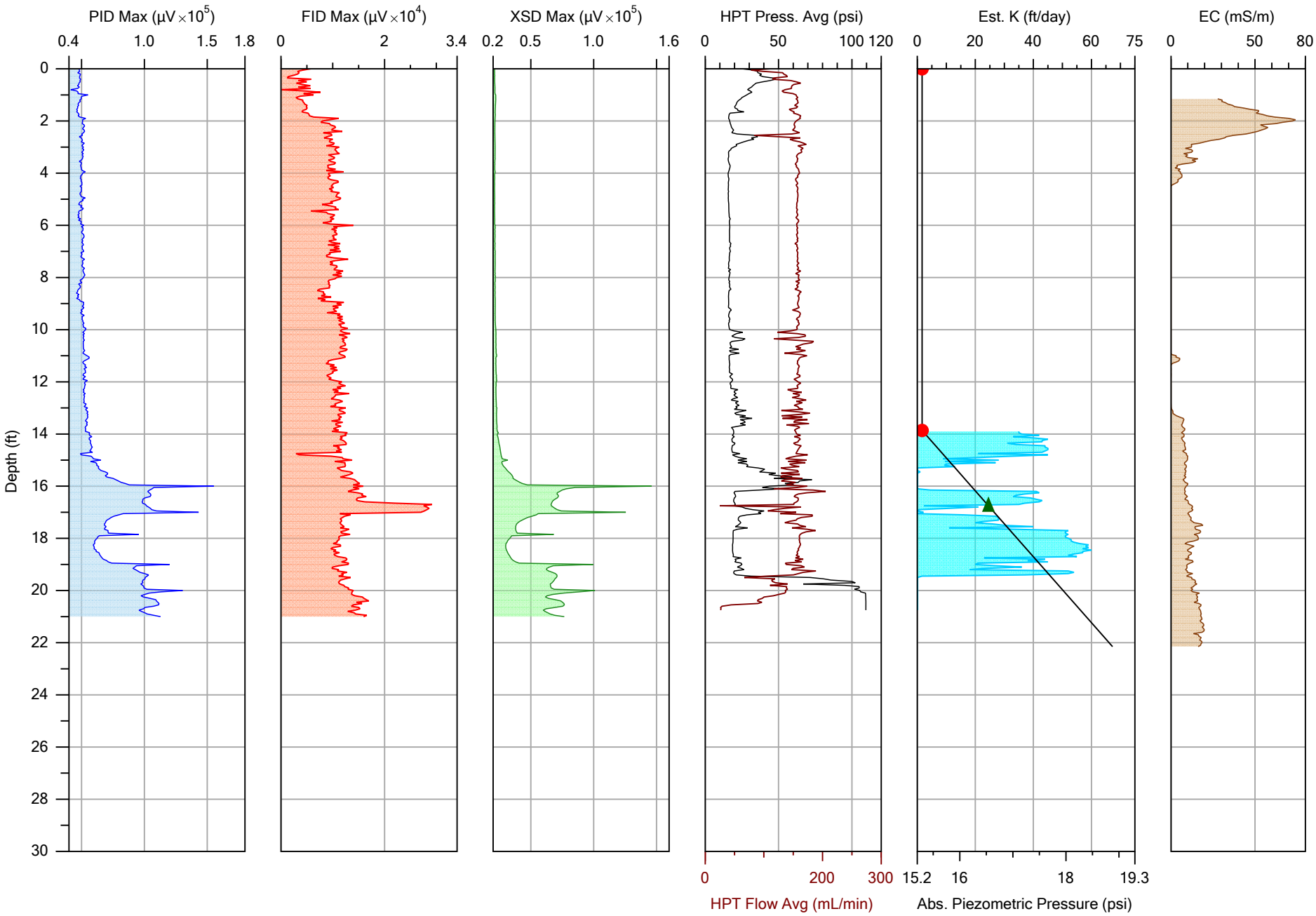

COLUMBIA TECHNOLOGIES

		File: MIP-22.MHP
Company: COLUMBIA Technologies LLC	Operator: RSP	Date: 5/21/2020
Project ID: Former Amphenol Site	Client: IWM Consulting Group	Location: Franklin, IN

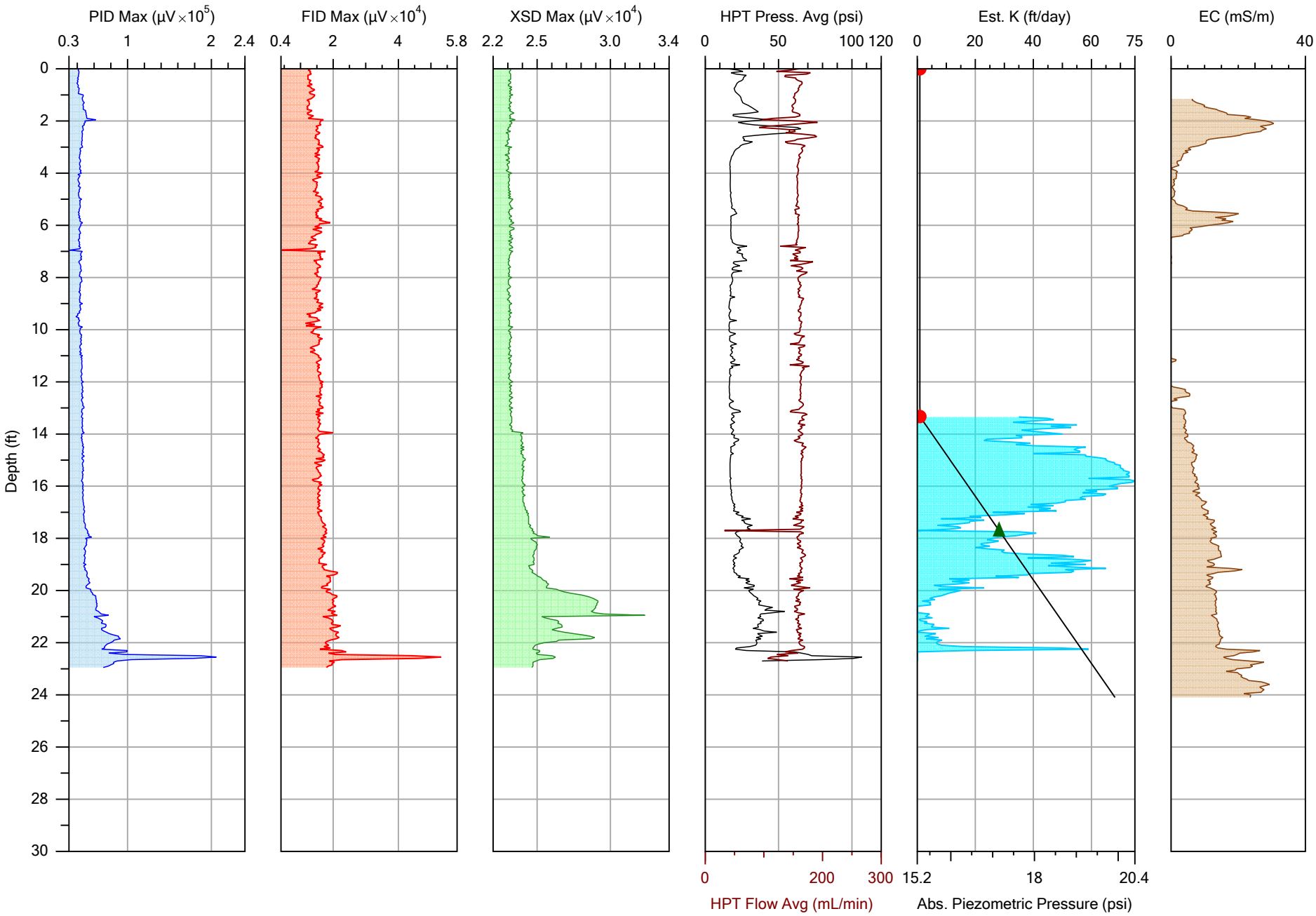

COLUMBIA TECHNOLOGIES

		File: MIP-23.MHP
Company: COLUMBIA Technologies LLC	Operator: RSP	Date: 5/22/2020
Project ID: Former Amphenol Site	Client: IWM Consulting Group	Location: Franklin, IN

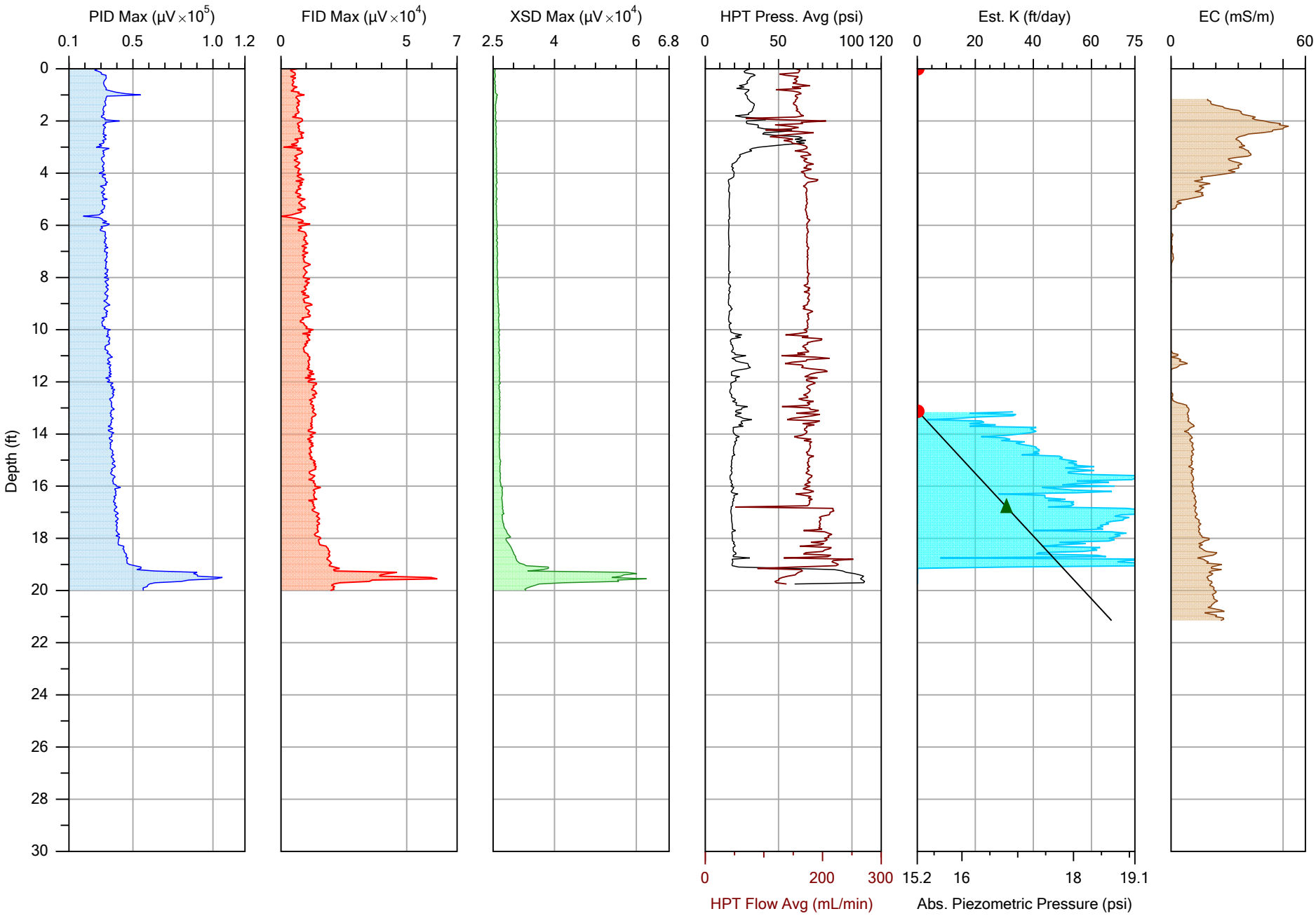

COLUMBIA TECHNOLOGIES

		File: MIP-24.MHP
Company: COLUMBIA Technologies LLC	Operator: RSP	Date: 5/22/2020
Project ID: Former Amphenol Site	Client: IWM Consulting Group	Location: Franklin, IN

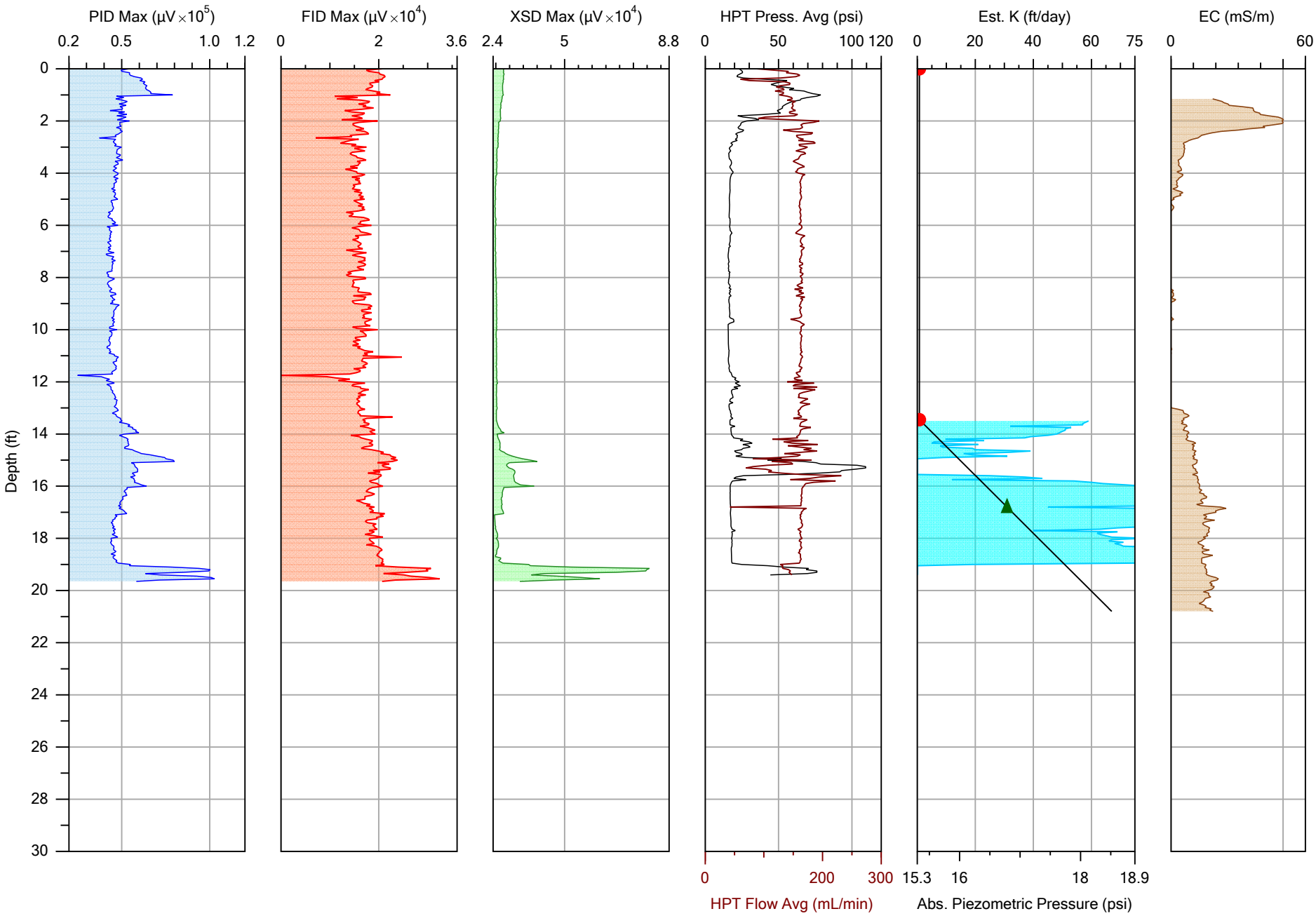

COLUMBIA TECHNOLOGIES

		File: MIP-25.MHP
Company: COLUMBIA Technologies LLC	Operator: RSP	Date: 5/22/2020
Project ID: Former Amphenol Site	Client: IWM Consulting Group	Location: Franklin, IN

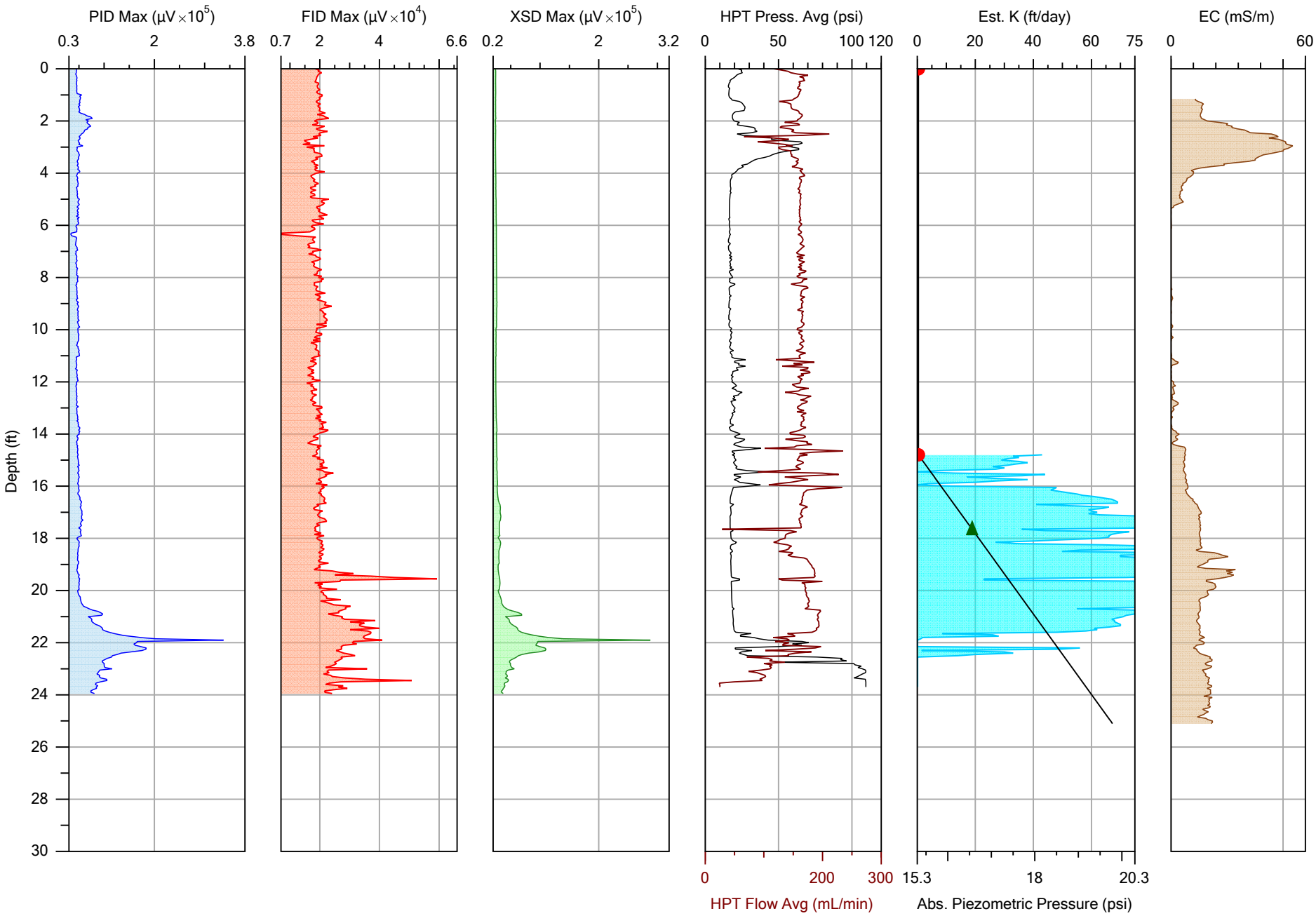

COLUMBIA TECHNOLOGIES

		File: MIP-26.MHP
Company: COLUMBIA Technologies LLC	Operator: RSP	Date: 5/22/2020
Project ID: Former Amphenol Site	Client: IWM Consulting Group	Location: Franklin, IN

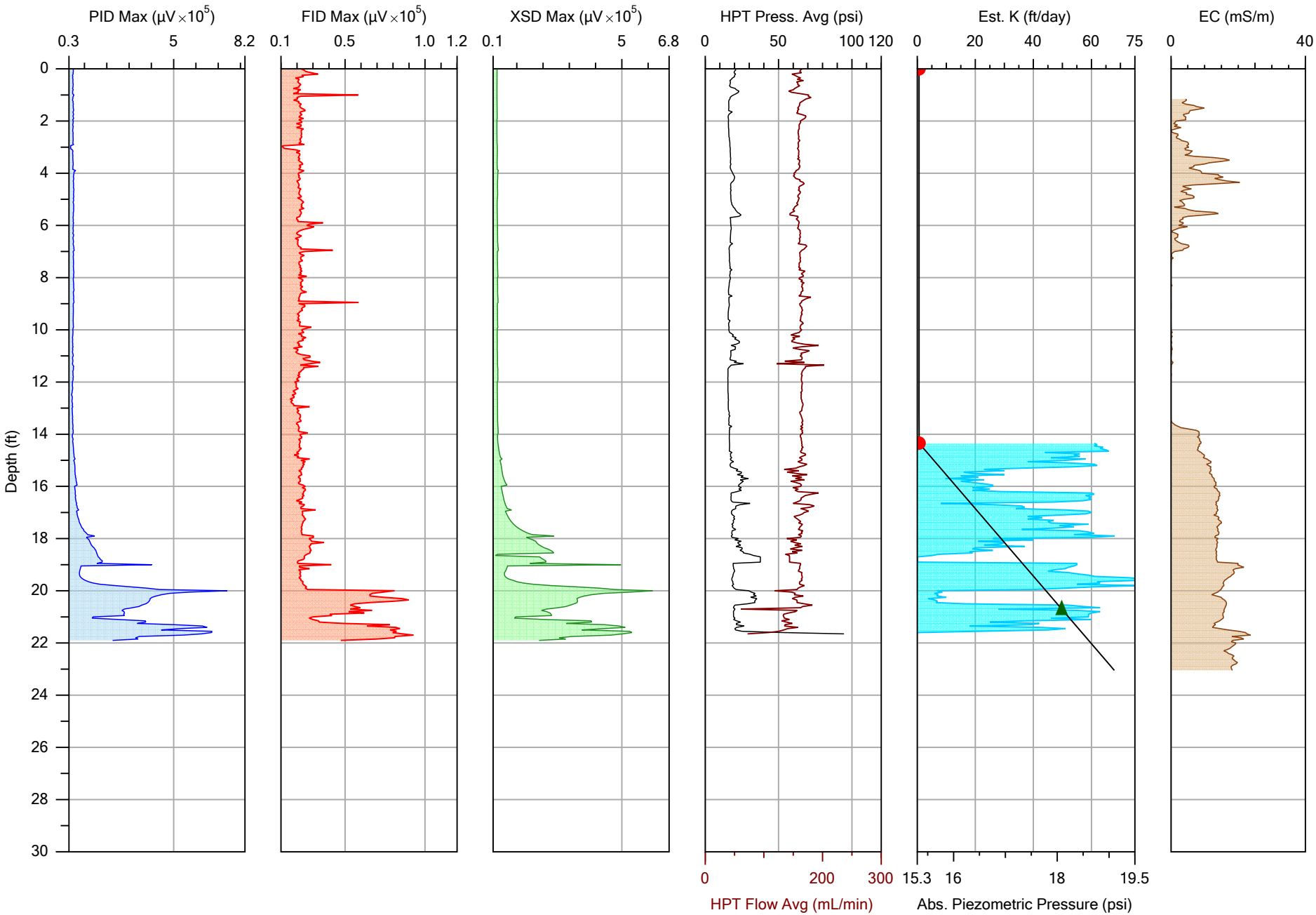

COLUMBIA TECHNOLOGIES

		File: MIP-27.MHP
Company: COLUMBIA Technologies LLC	Operator: RSP	Date: 5/22/2020
Project ID: Former Amphenol Site	Client: IWM Consulting Group	Location: Franklin, IN

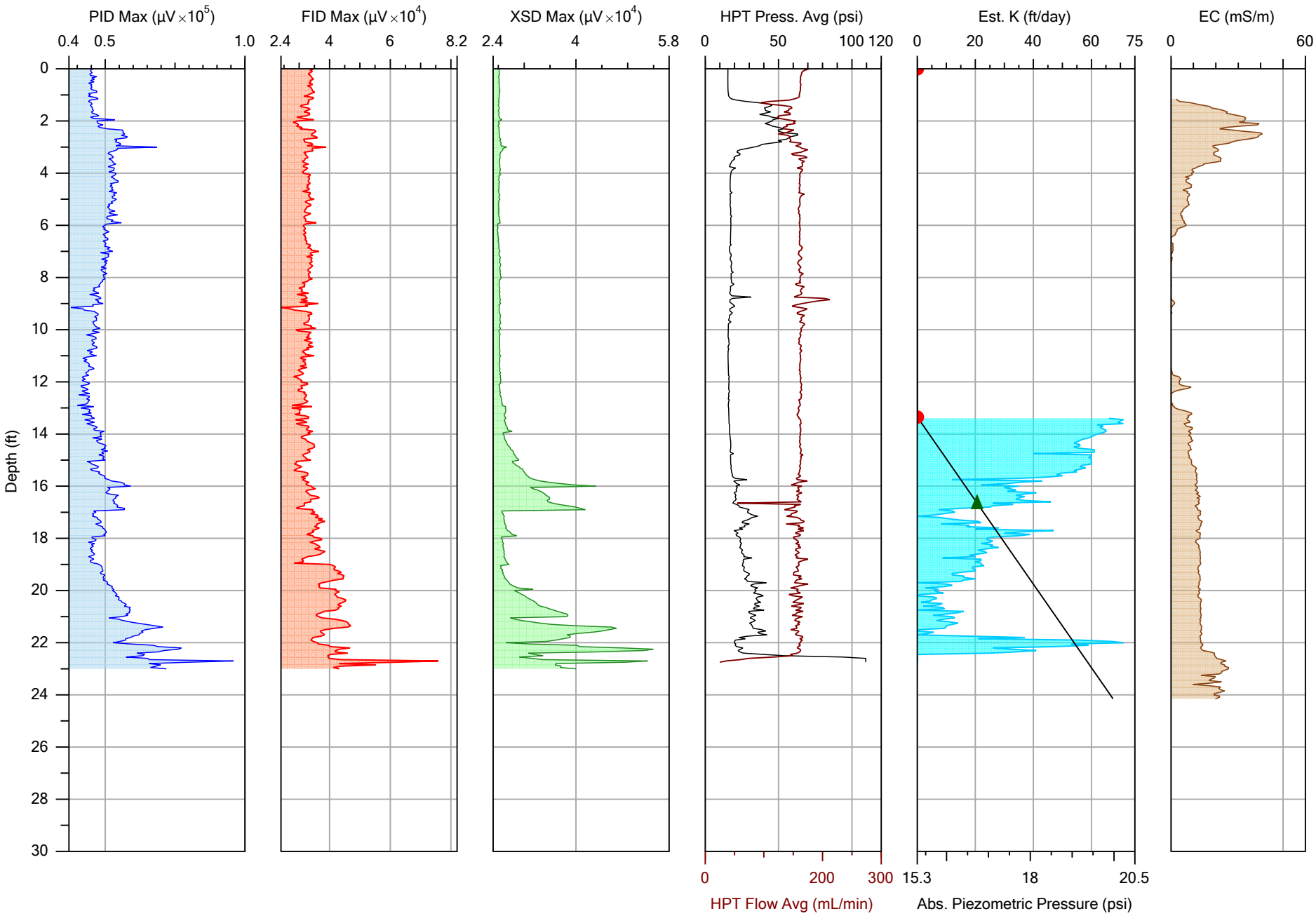

COLUMBIA TECHNOLOGIES

		File: MIP-28.MHP
Company: COLUMBIA Technologies LLC	Operator: RSP	Date: 5/22/2020
Project ID: Former Amphenol Site	Client: IWM Consulting Group	Location: Franklin, IN

APPENDIX E – Data Logs for Membrane Interface Probe/EC with Hydraulic Profiling Tool (MiHpt) - Collective Scale

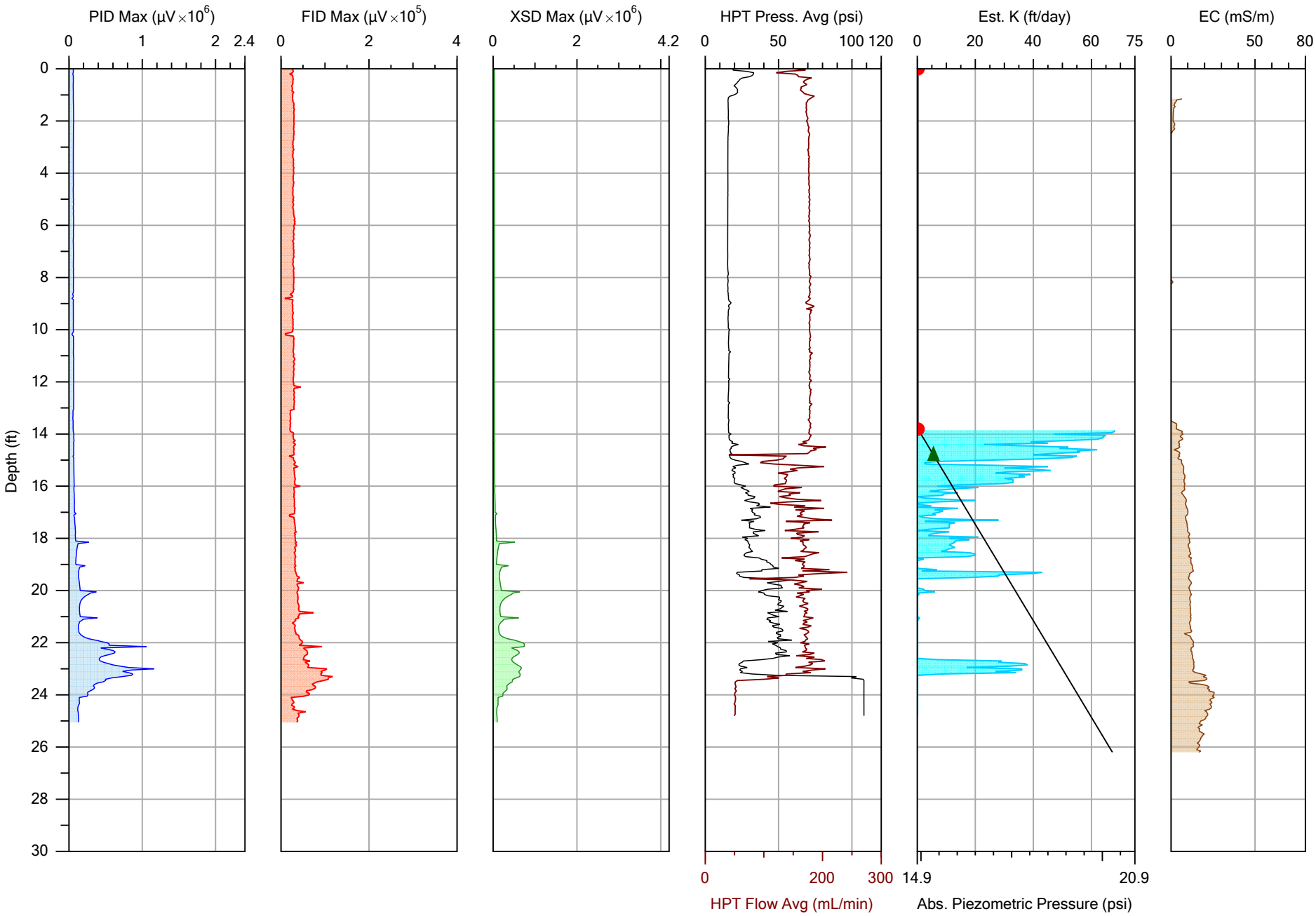

COLUMBIA TECHNOLOGIES

		File: MIP-01.MHP
Company: COLUMBIA Technologies LLC	Operator: RSP	Date: 5/18/2020
Project ID: Former Amphenol Site	Client: IWM Consulting Group	Location: Franklin, IN

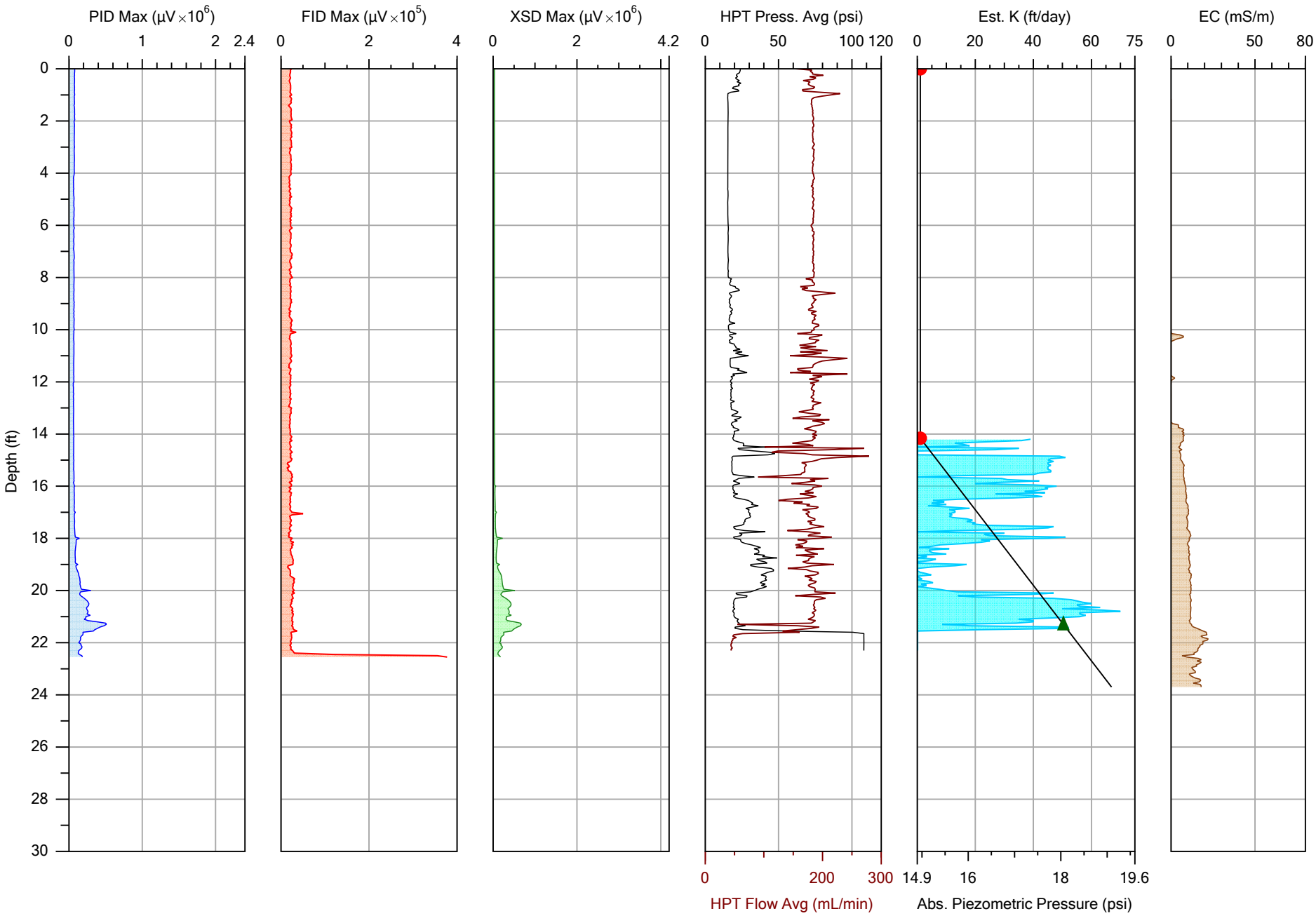

COLUMBIA TECHNOLOGIES

		File: MIP-02.MHP
Company: COLUMBIA Technologies LLC	Operator: RSP	Date: 5/18/2020
Project ID: Former Amphenol Site	Client: IWM Consulting Group	Location: Franklin, IN

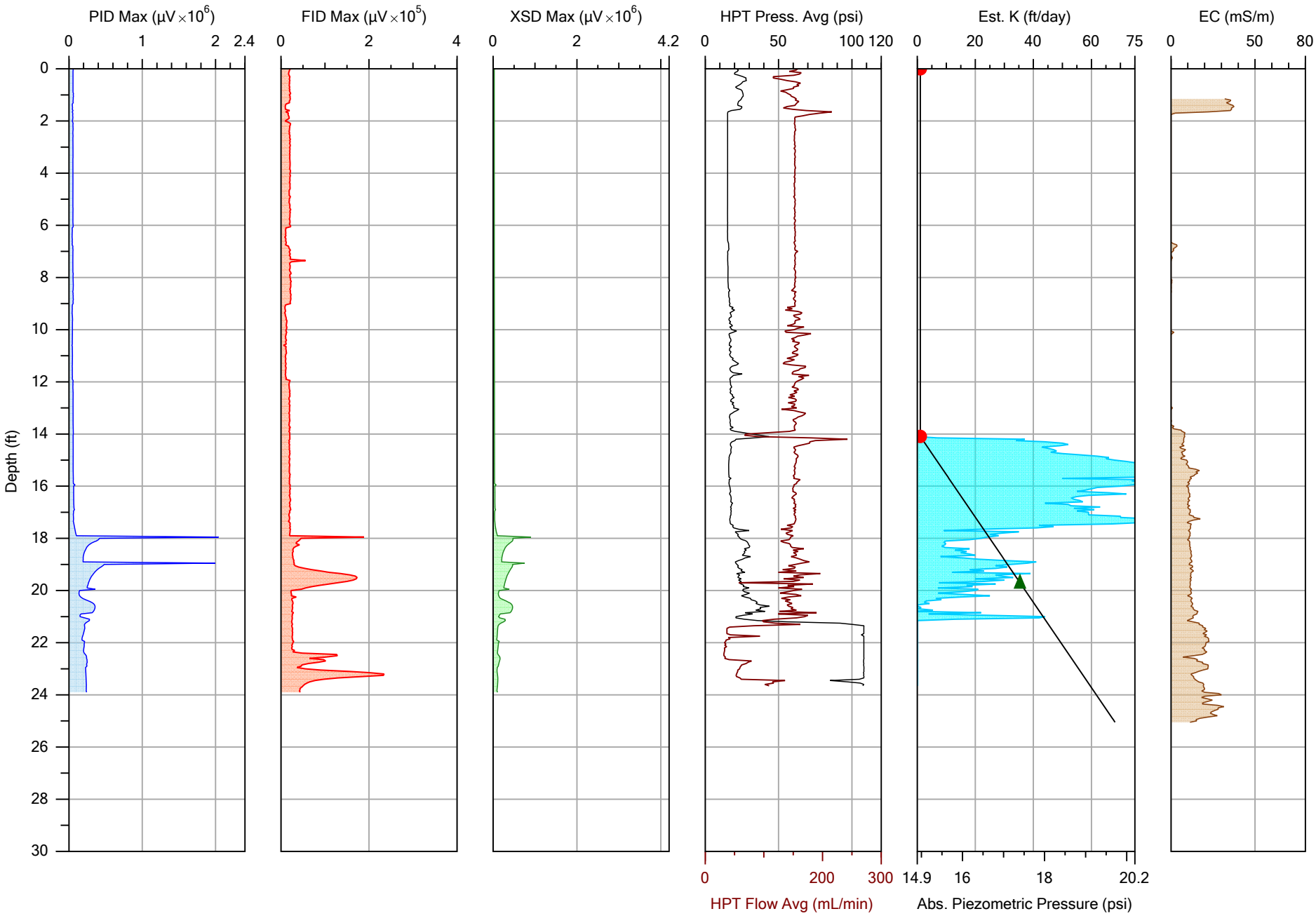

COLUMBIA TECHNOLOGIES

		File: MIP-03.MHP
Company: COLUMBIA Technologies LLC	Operator: RSP	Date: 5/18/2020
Project ID: Former Amphenol Site	Client: IWM Consulting Group	Location: Franklin, IN

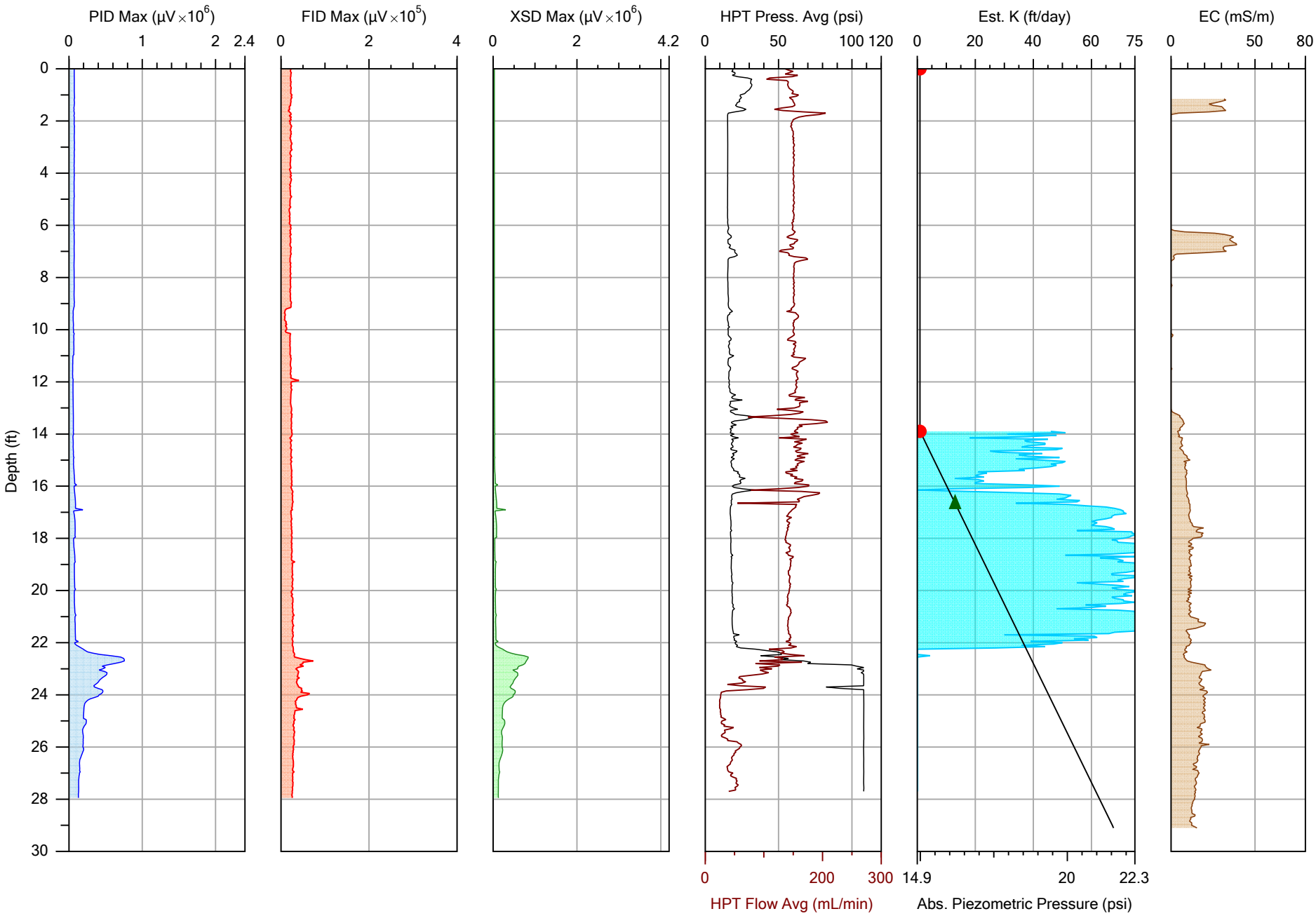

COLUMBIA TECHNOLOGIES

		File: MIP-04.MHP
Company: COLUMBIA Technologies LLC	Operator: RSP	Date: 5/18/2020
Project ID: Former Amphenol Site	Client: IWM Consulting Group	Location: Franklin, IN

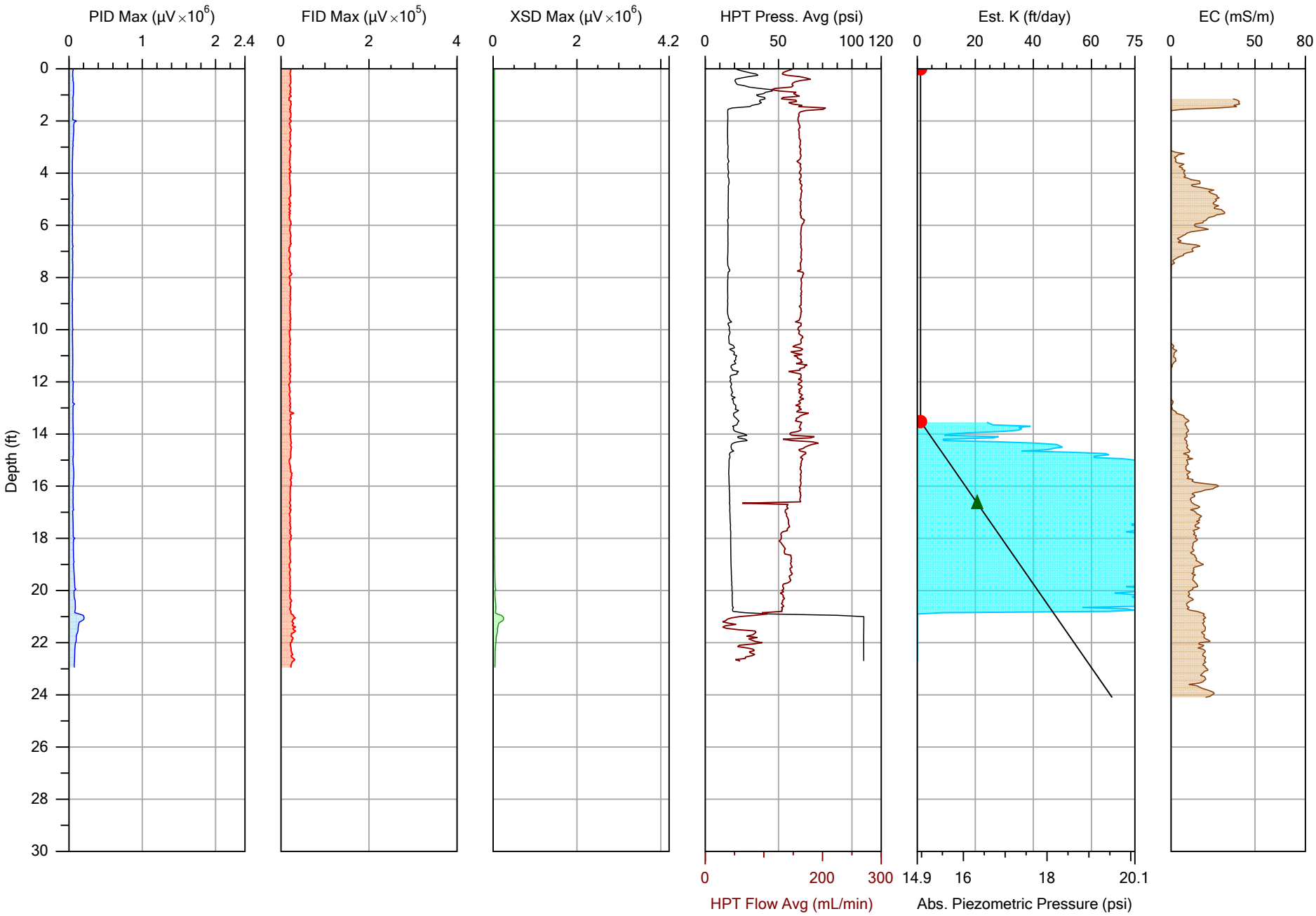

COLUMBIA TECHNOLOGIES

		File: MIP-05.MHP
Company: COLUMBIA Technologies LLC	Operator: RSP	Date: 5/18/2020
Project ID: Former Amphenol Site	Client: IWM Consulting Group	Location: Franklin, IN

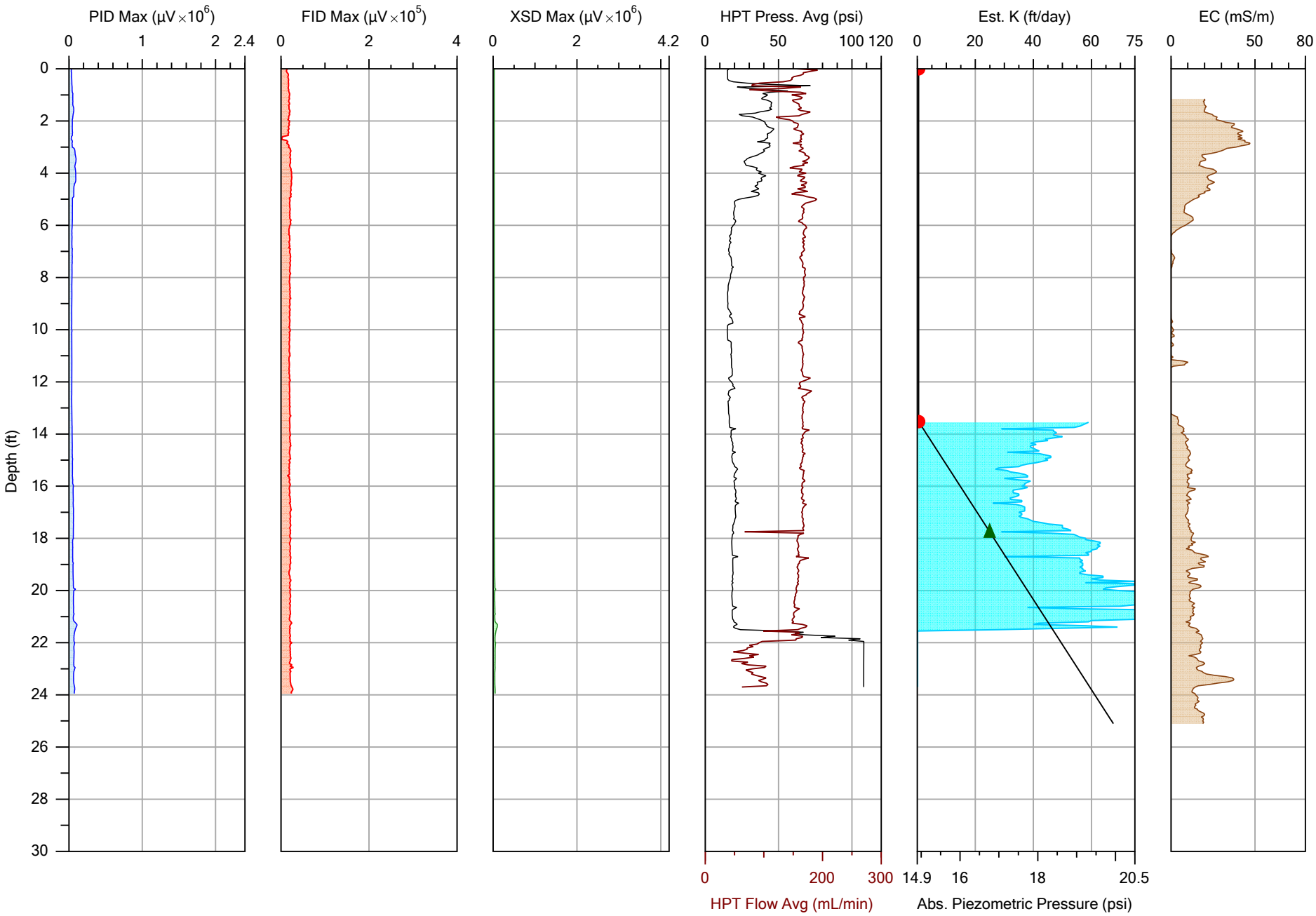

COLUMBIA TECHNOLOGIES

		File: MIP-06.MHP
Company: COLUMBIA Technologies LLC	Operator: RSP	Date: 5/19/2020
Project ID: Former Amphenol Site	Client: IWM Consulting Group	Location: Franklin, IN

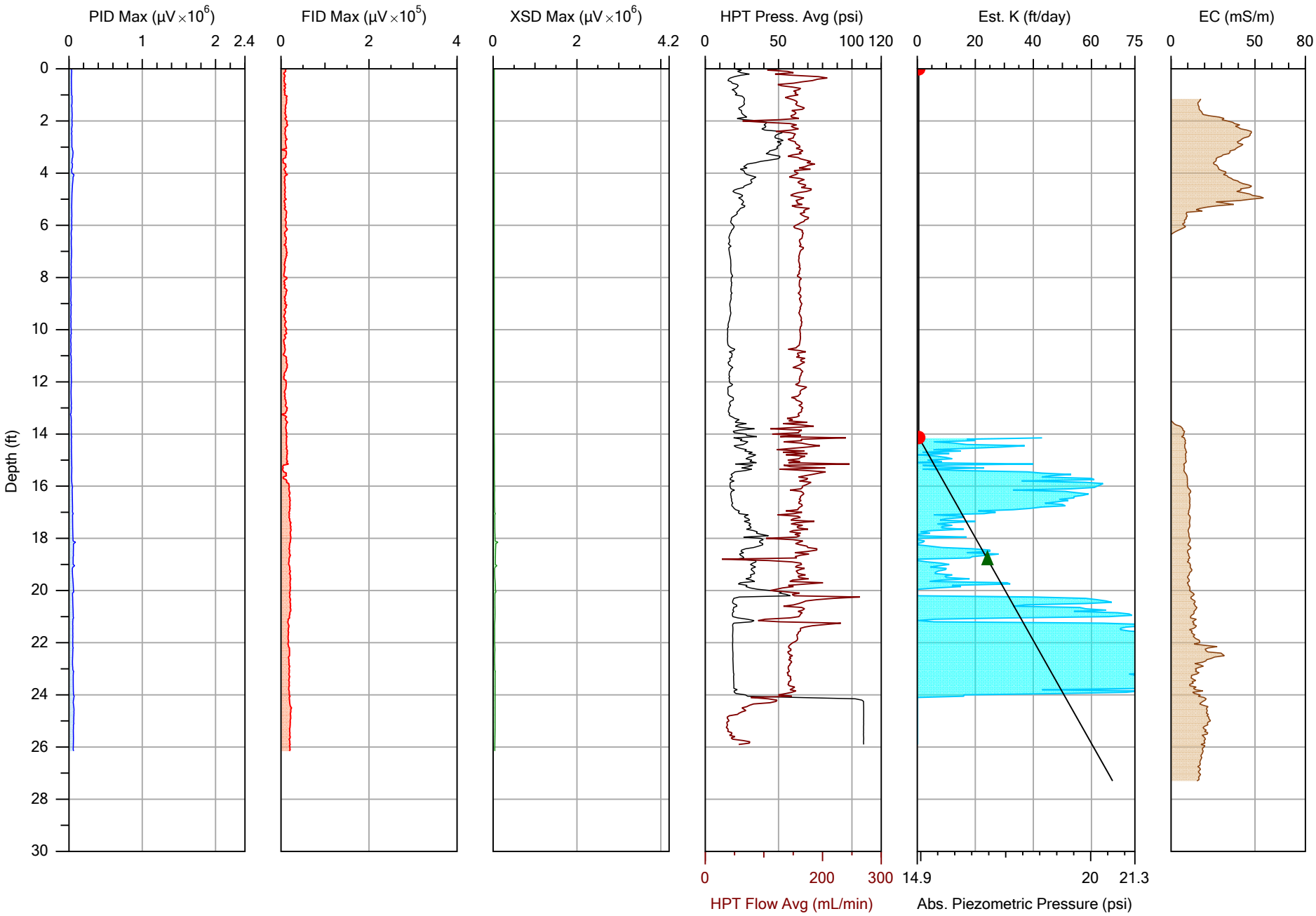

COLUMBIA TECHNOLOGIES

		File: MIP-07.MHP
Company: COLUMBIA Technologies LLC	Operator: RSP	Date: 5/19/2020
Project ID: Former Amphenol Site	Client: IWM Consulting Group	Location: Franklin, IN

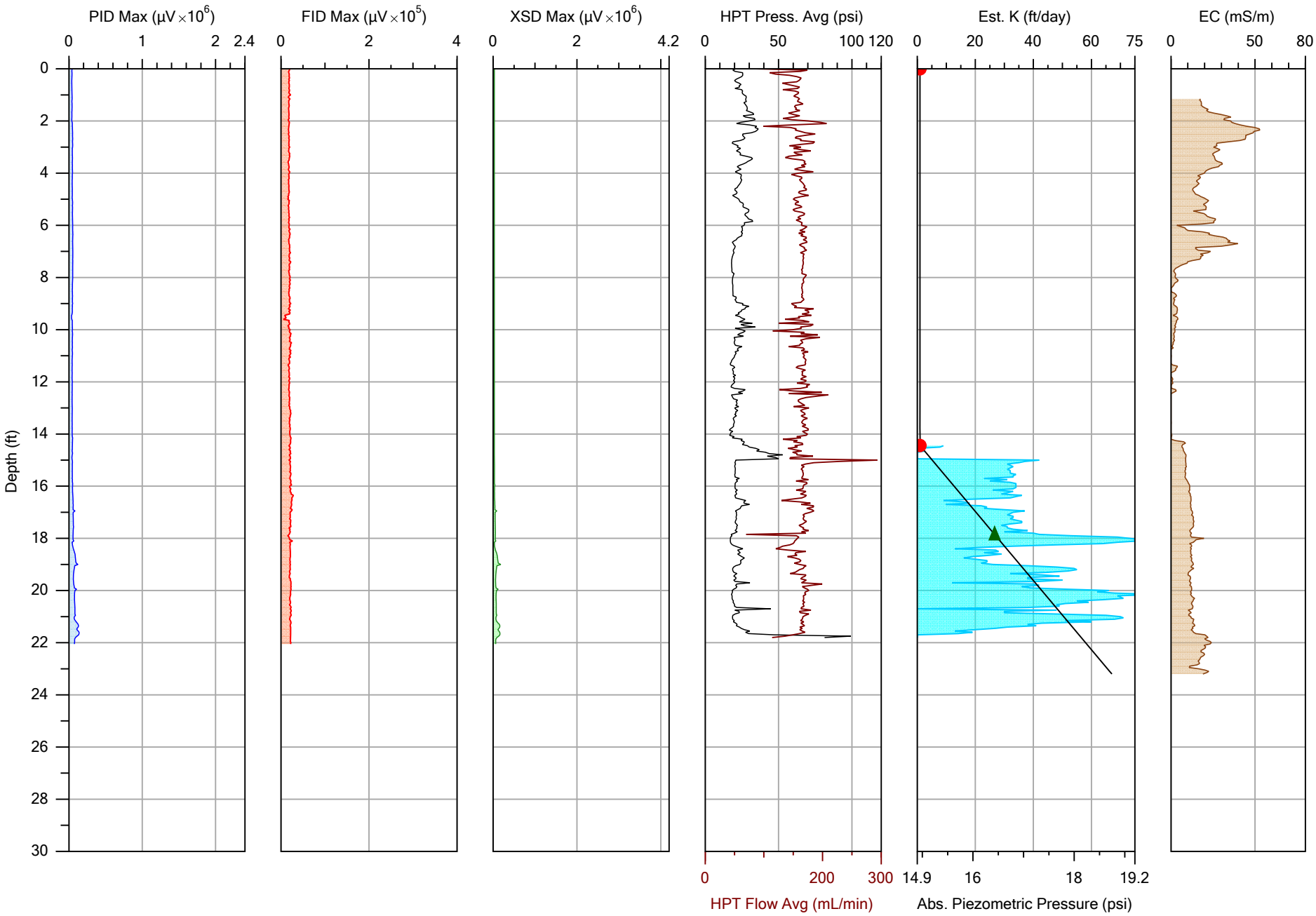

COLUMBIA TECHNOLOGIES

		File: MIP-08.MHP
Company: COLUMBIA Technologies LLC	Operator: RSP	Date: 5/19/2020
Project ID: Former Amphenol Site	Client: IWM Consulting Group	Location: Franklin, IN

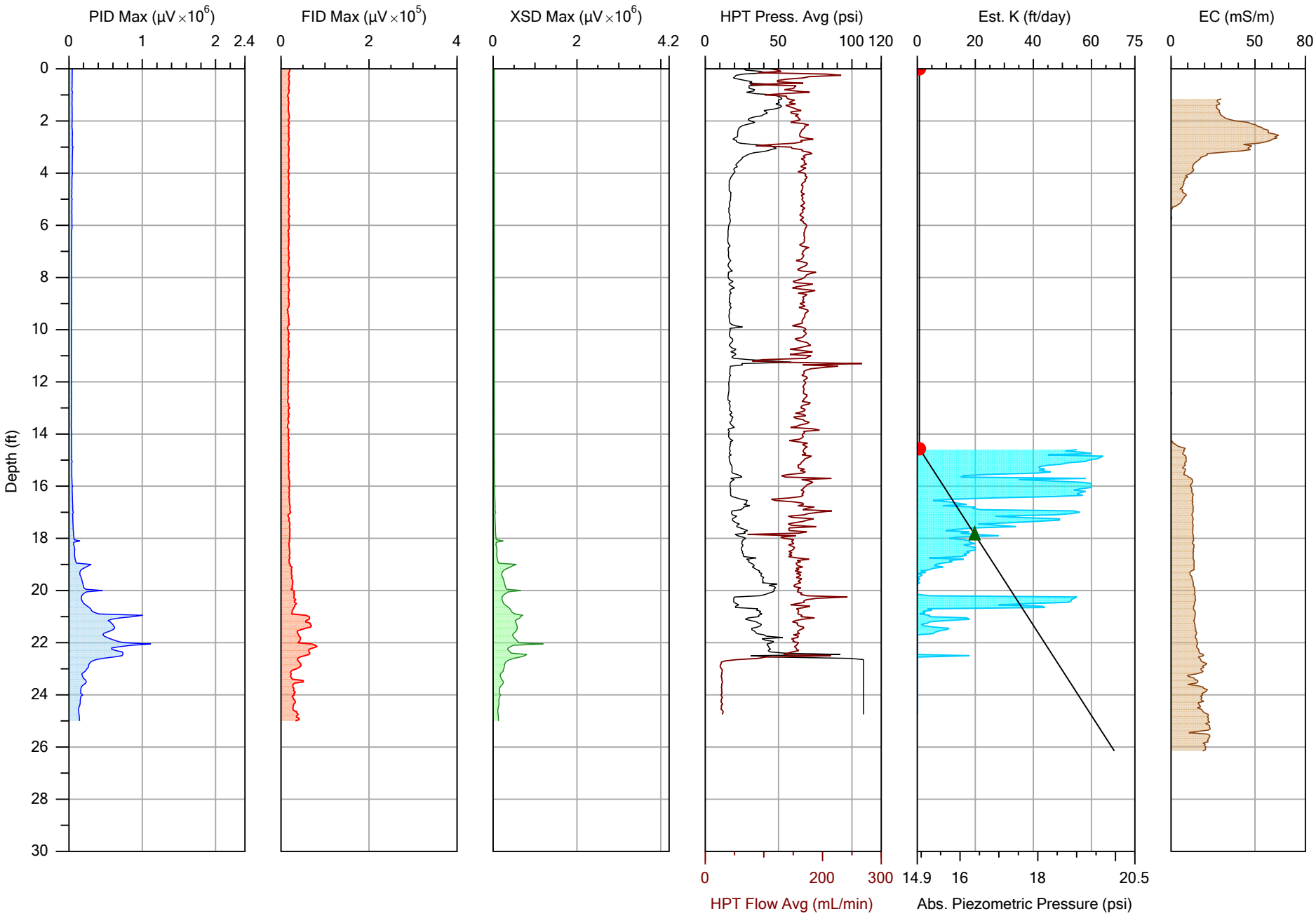

COLUMBIA TECHNOLOGIES

		File: MIP-09.MHP
Company: COLUMBIA Technologies LLC	Operator: RSP	Date: 5/19/2020
Project ID: Former Amphenol Site	Client: IWM Consulting Group	Location: Franklin, IN

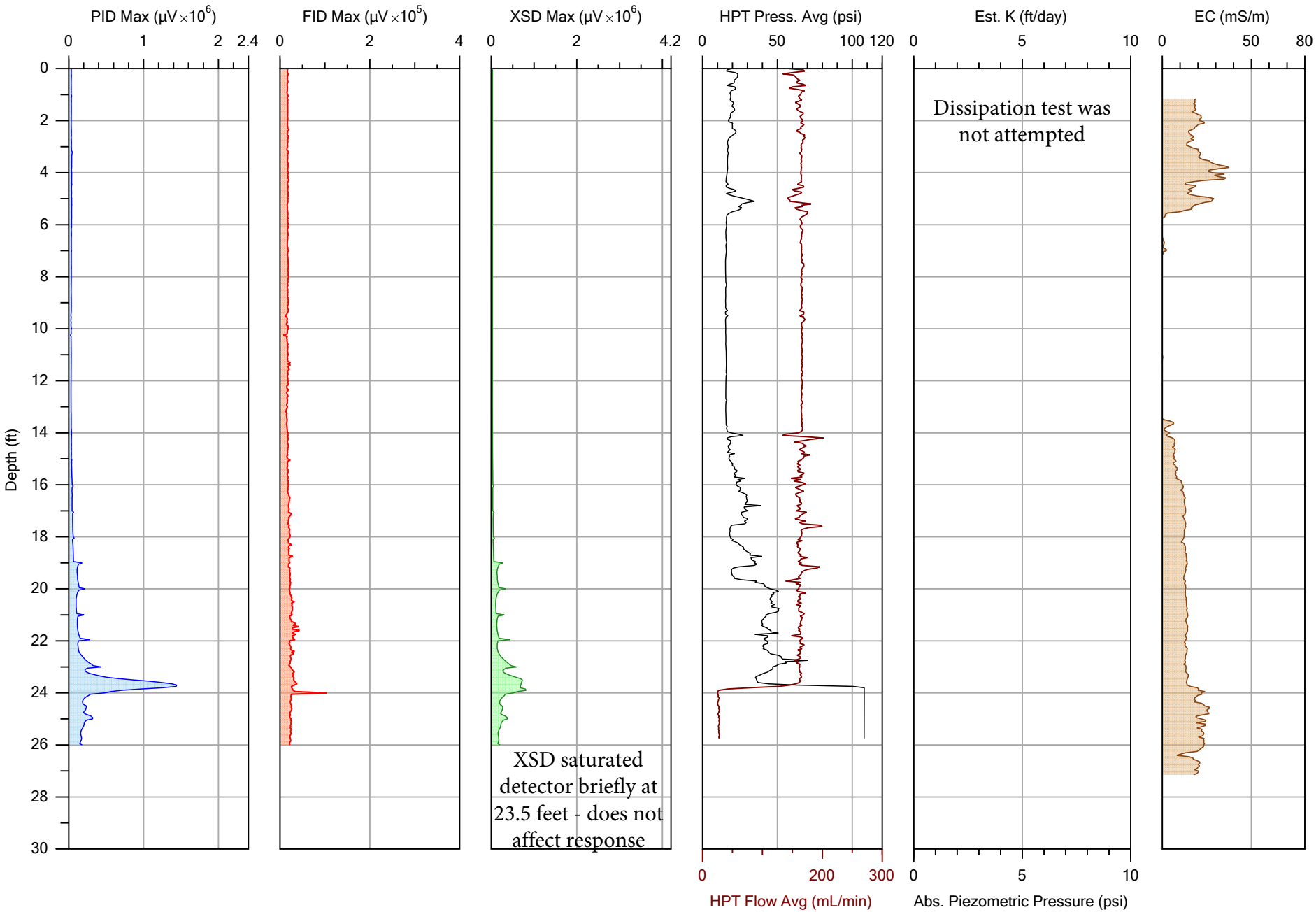

COLUMBIA TECHNOLOGIES

		File: MIP-10.MHP
Company: COLUMBIA Technologies LLC	Operator: RSP	Date: 5/19/2020
Project ID: Former Amphenol Site	Client: IWM Consulting Group	Location: Franklin, IN

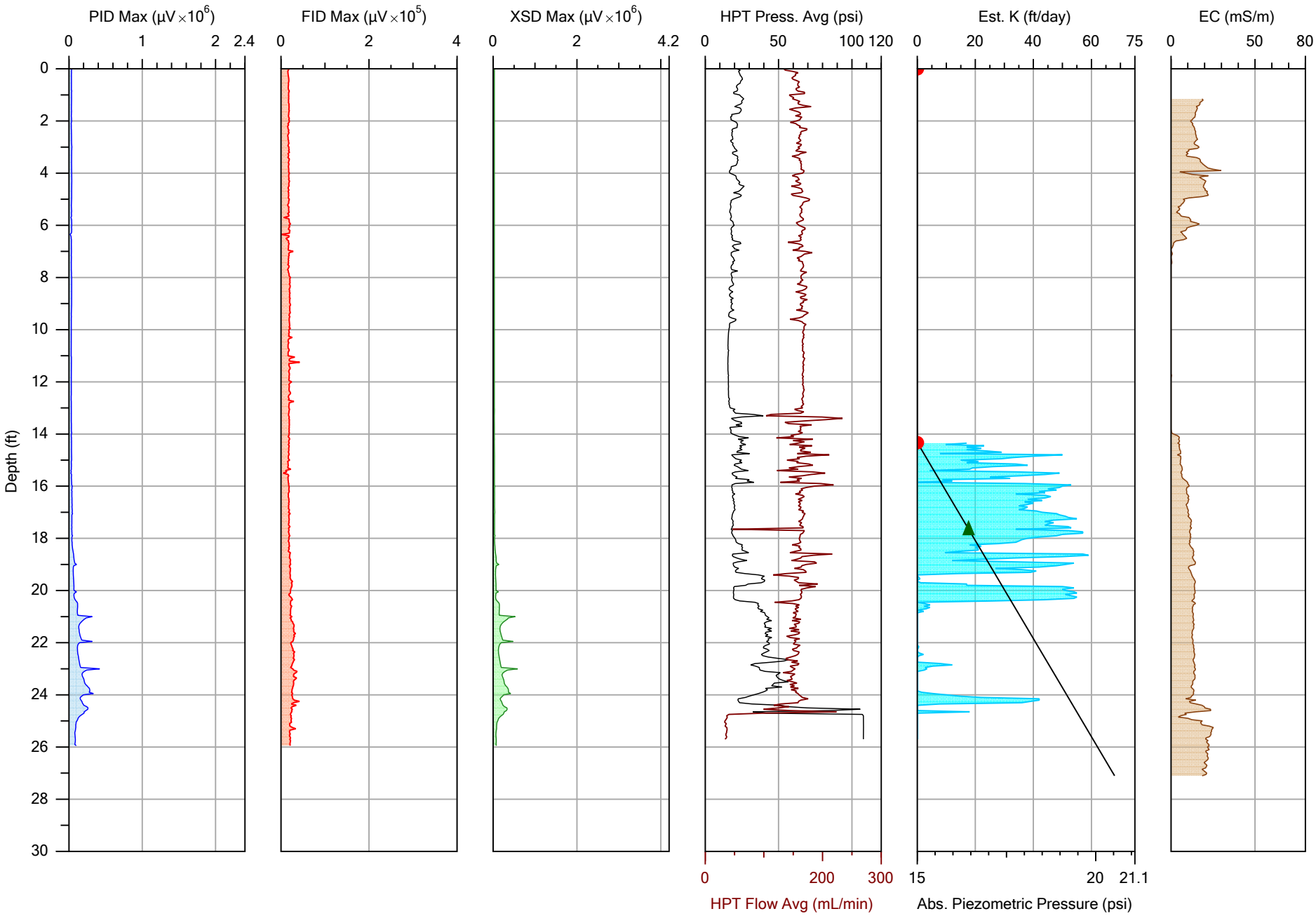

COLUMBIA TECHNOLOGIES

		File: MIP-11.MHP
Company: COLUMBIA Technologies LLC	Operator: RSP	Date: 5/19/2020
Project ID: Former Amphenol Site	Client: IWM Consulting Group	Location: Franklin, IN

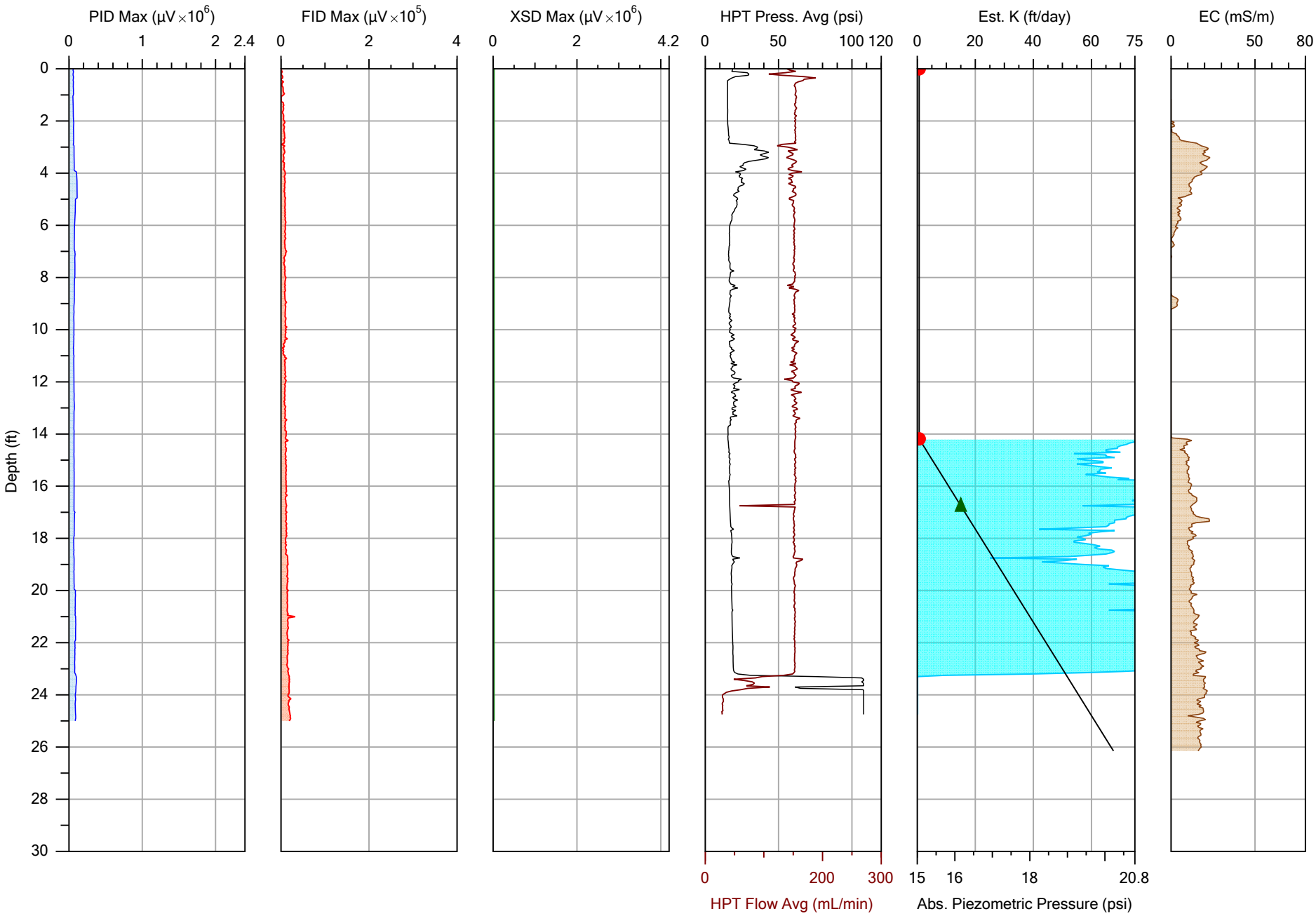

COLUMBIA TECHNOLOGIES

		File: MIP-12.MHP
Company: COLUMBIA Technologies LLC	Operator: RSP	Date: 5/20/2020
Project ID: Former Amphenol Site	Client: IWM Consulting Group	Location: Franklin, IN

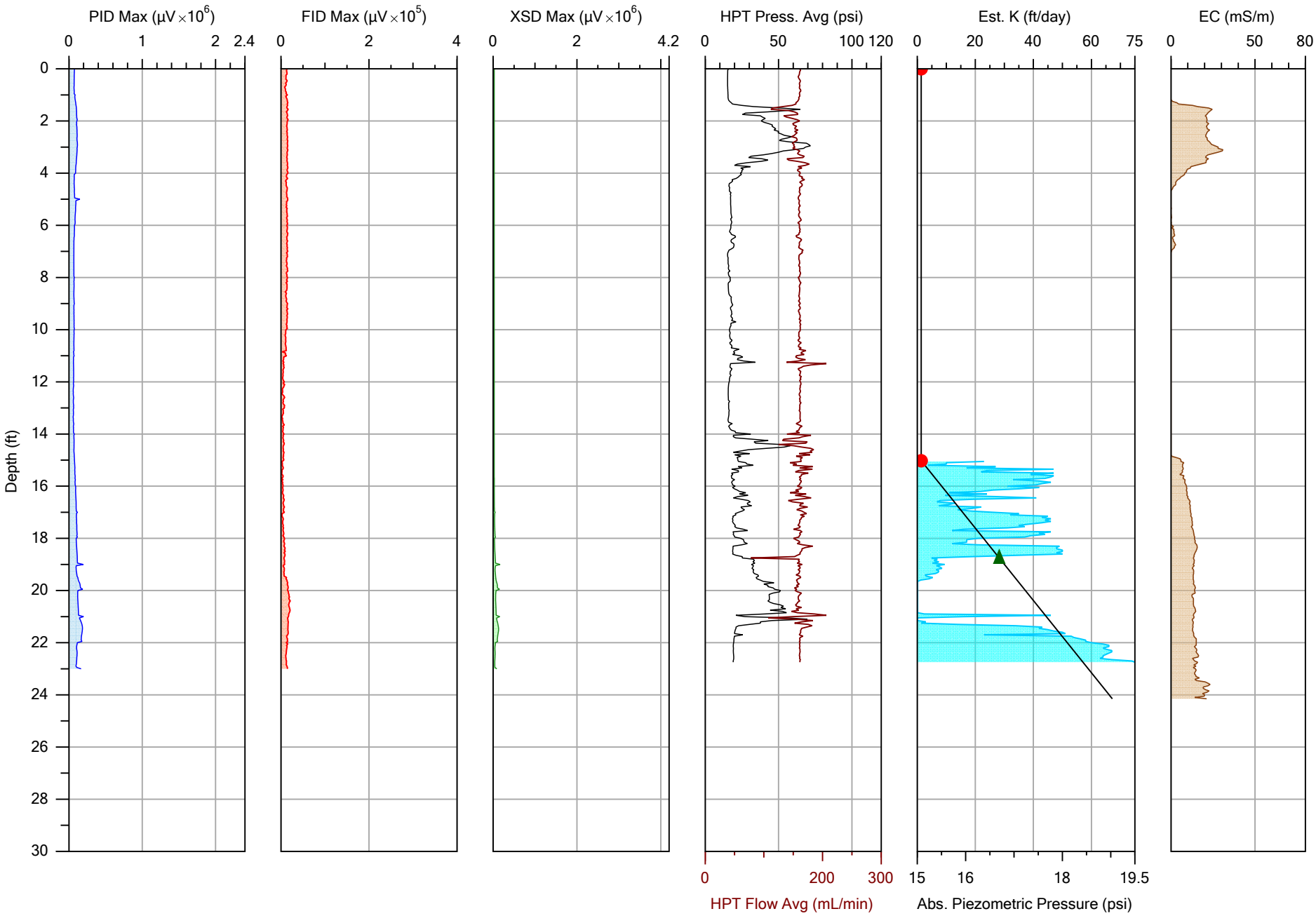

COLUMBIA TECHNOLOGIES

		File: MIP-13.MHP
Company: COLUMBIA Technologies LLC	Operator: RSP	Date: 5/20/2020
Project ID: Former Amphenol Site	Client: IWM Consulting Group	Location: Franklin, IN

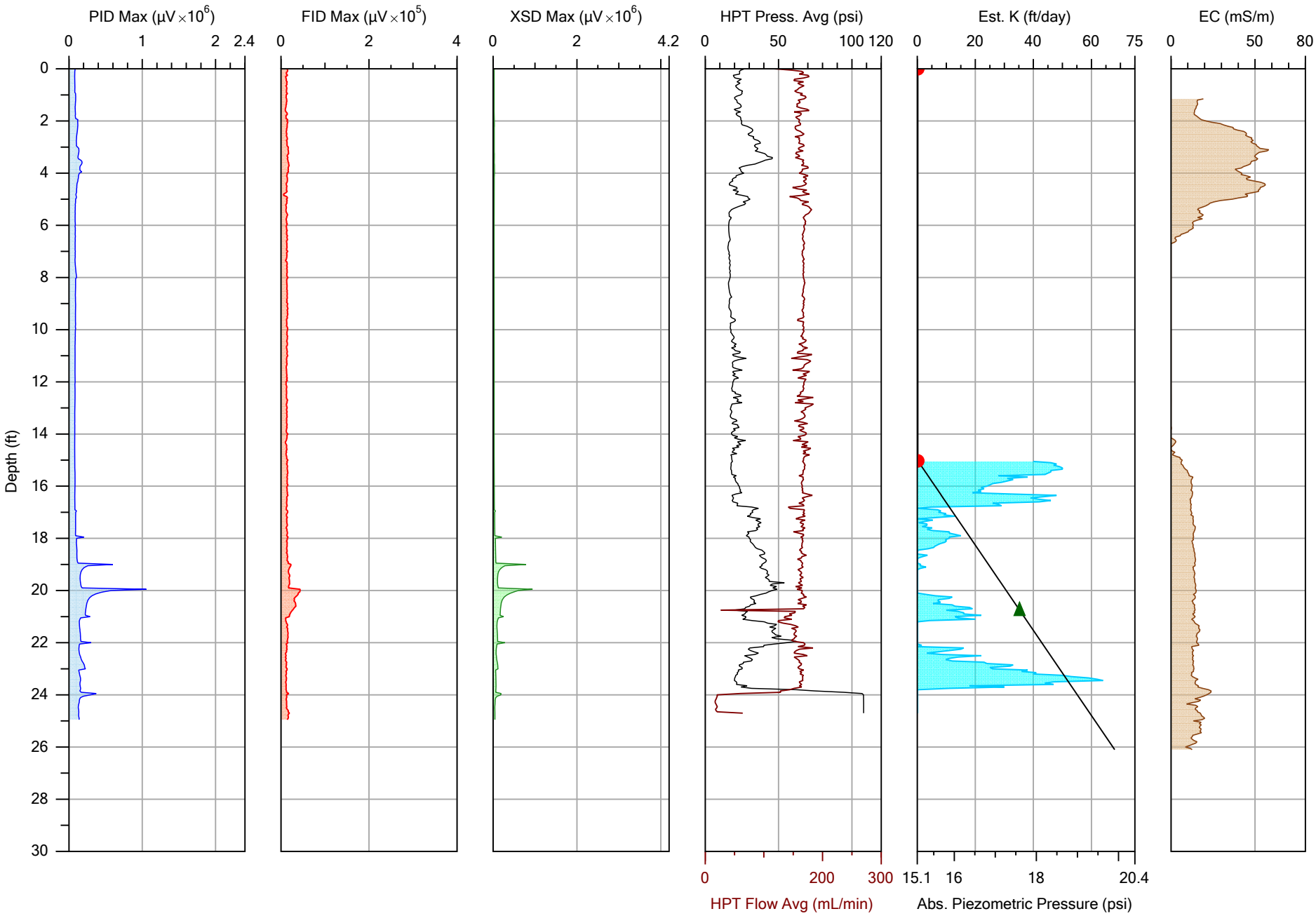

COLUMBIA TECHNOLOGIES

		File: MIP-14.MHP
Company: COLUMBIA Technologies LLC	Operator: RSP	Date: 5/20/2020
Project ID: Former Amphenol Site	Client: IWM Consulting Group	Location: Franklin, IN

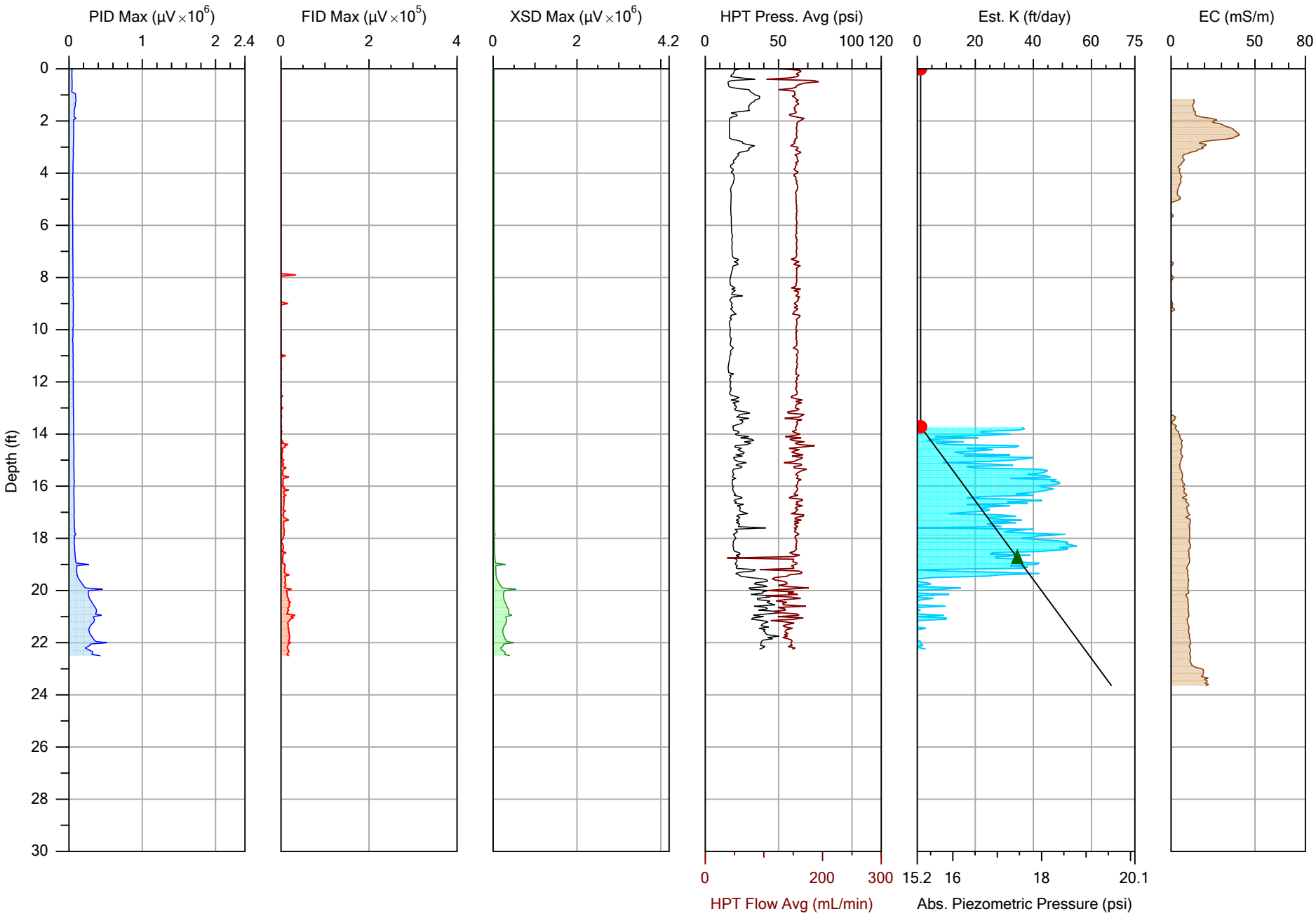

COLUMBIA TECHNOLOGIES

		File: MIP-15.MHP
Company: COLUMBIA Technologies LLC	Operator: RSP	Date: 5/20/2020
Project ID: Former Amphenol Site	Client: IWM Consulting Group	Location: Franklin, IN

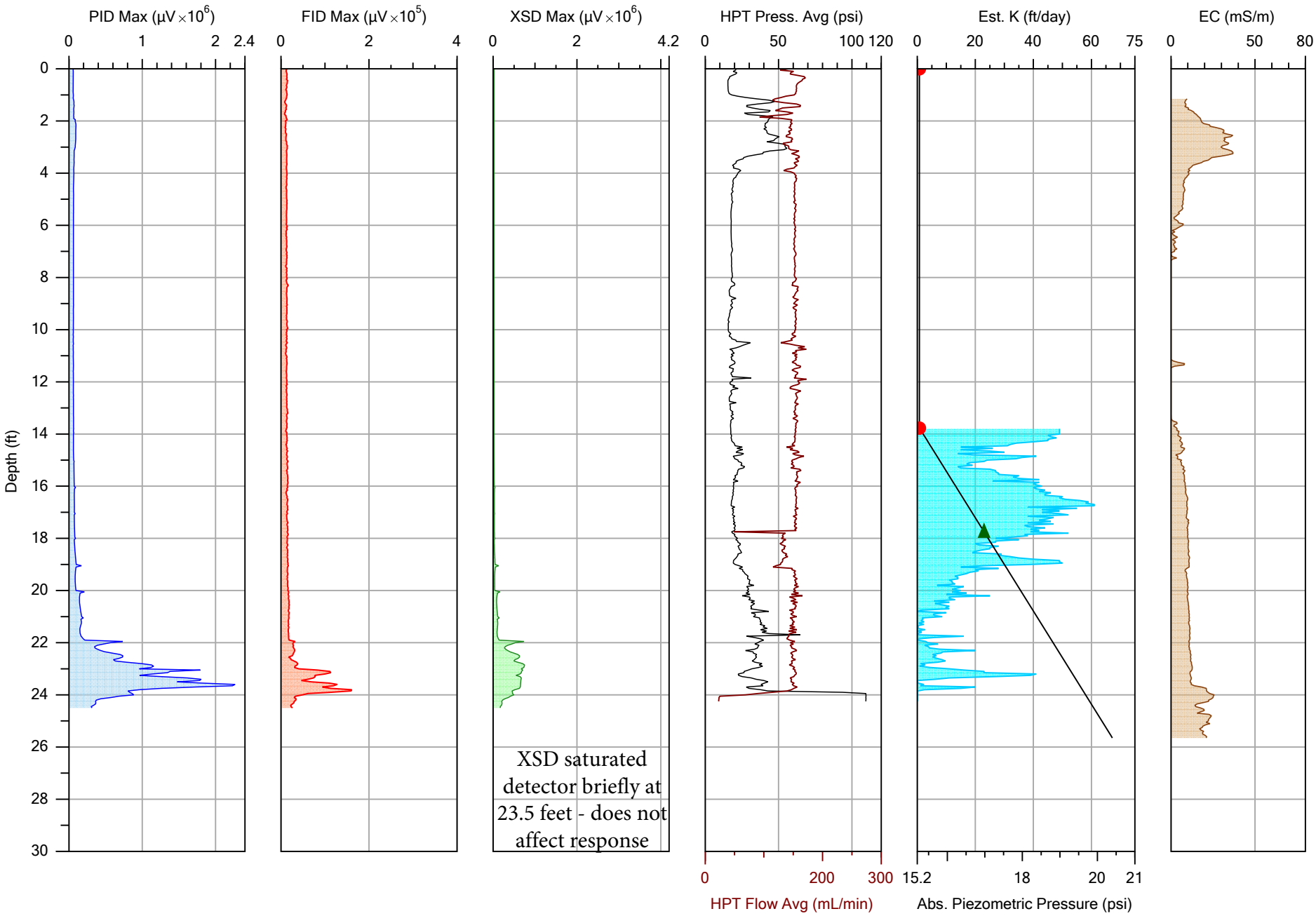

COLUMBIA TECHNOLOGIES

		File: MIP-16.MHP
Company: COLUMBIA Technologies LLC	Operator: RSP	Date: 5/20/2020
Project ID: Former Amphenol Site	Client: IWM Consulting Group	Location: Franklin, IN

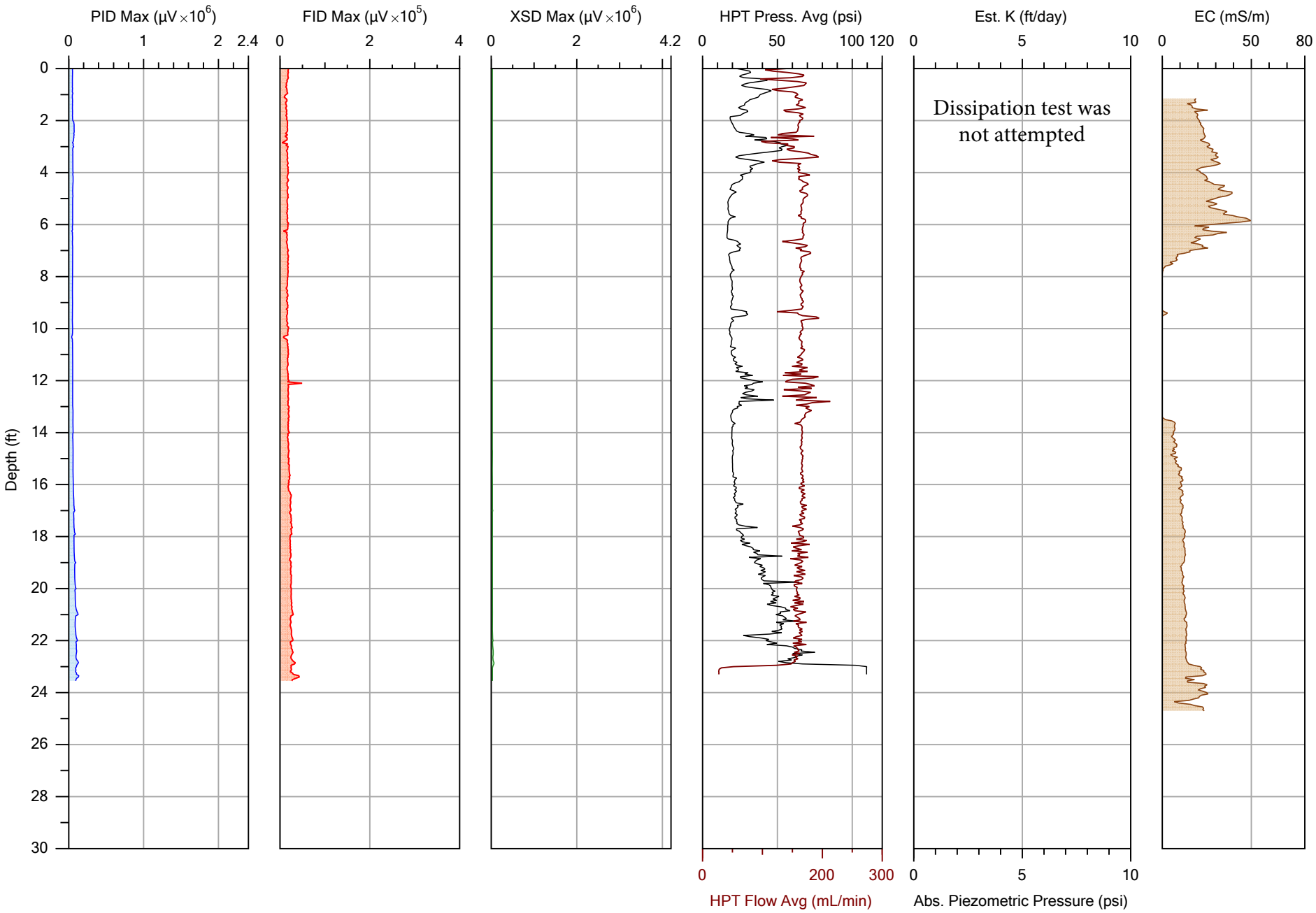

COLUMBIA TECHNOLOGIES

		File: MIP-17.MHP
Company: COLUMBIA Technologies LLC	Operator: RSP	Date: 5/21/2020
Project ID: Former Amphenol Site	Client: IWM Consulting Group	Location: Franklin, IN

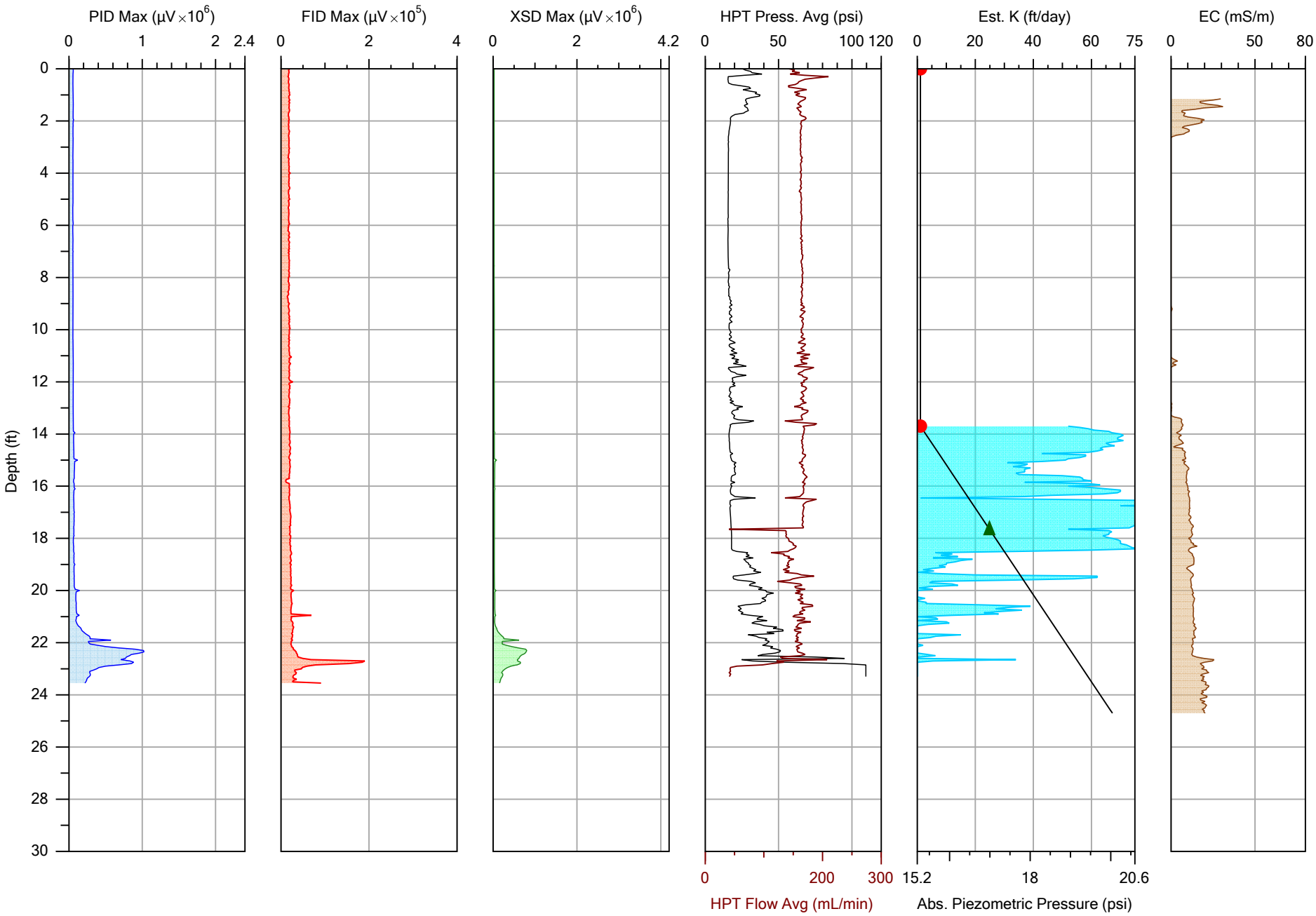

COLUMBIA TECHNOLOGIES

		File: MIP-18.MHP
Company: COLUMBIA Technologies LLC	Operator: RSP	Date: 5/21/2020
Project ID: Former Amphenol Site	Client: IWM Consulting Group	Location: Franklin, IN

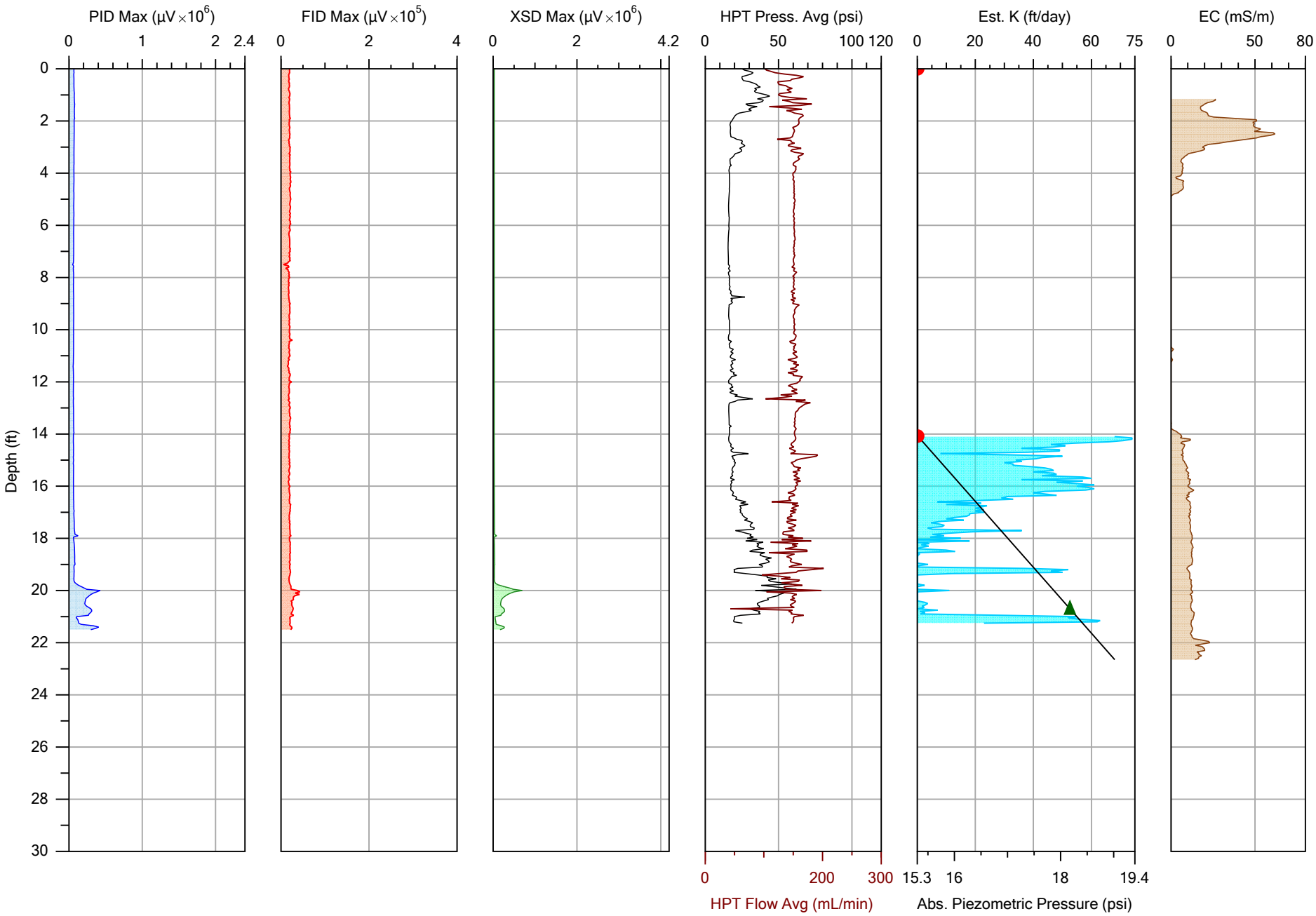

COLUMBIA TECHNOLOGIES

		File: MIP-19.MHP
Company: COLUMBIA Technologies LLC	Operator: RSP	Date: 5/21/2020
Project ID: Former Amphenol Site	Client: IWM Consulting Group	Location: Franklin, IN

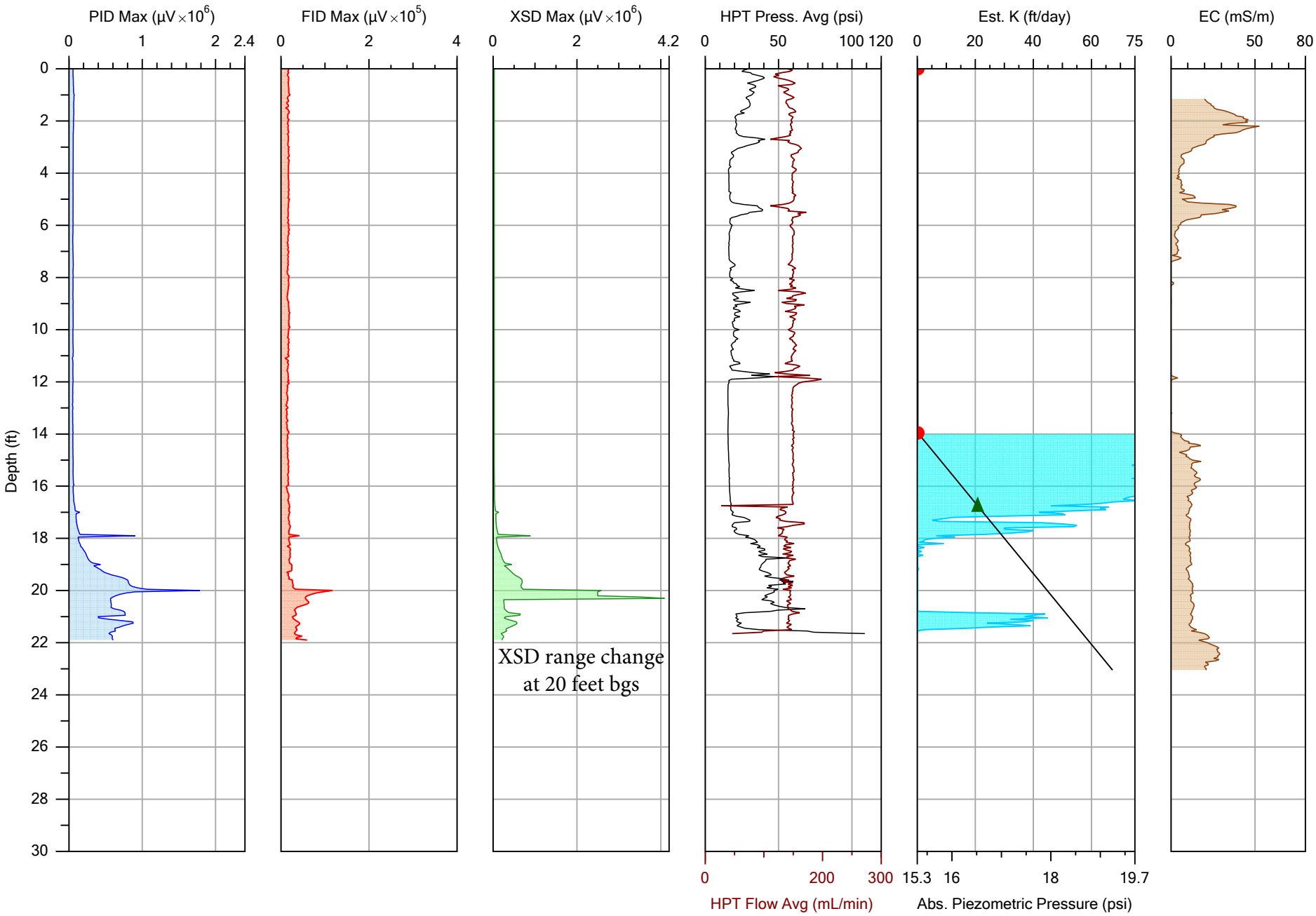

COLUMBIA TECHNOLOGIES

		File: MIP-20.MHP
Company: COLUMBIA Technologies LLC	Operator: RSP	Date: 5/21/2020
Project ID: Former Amphenol Site	Client: IWM Consulting Group	Location: Franklin, IN

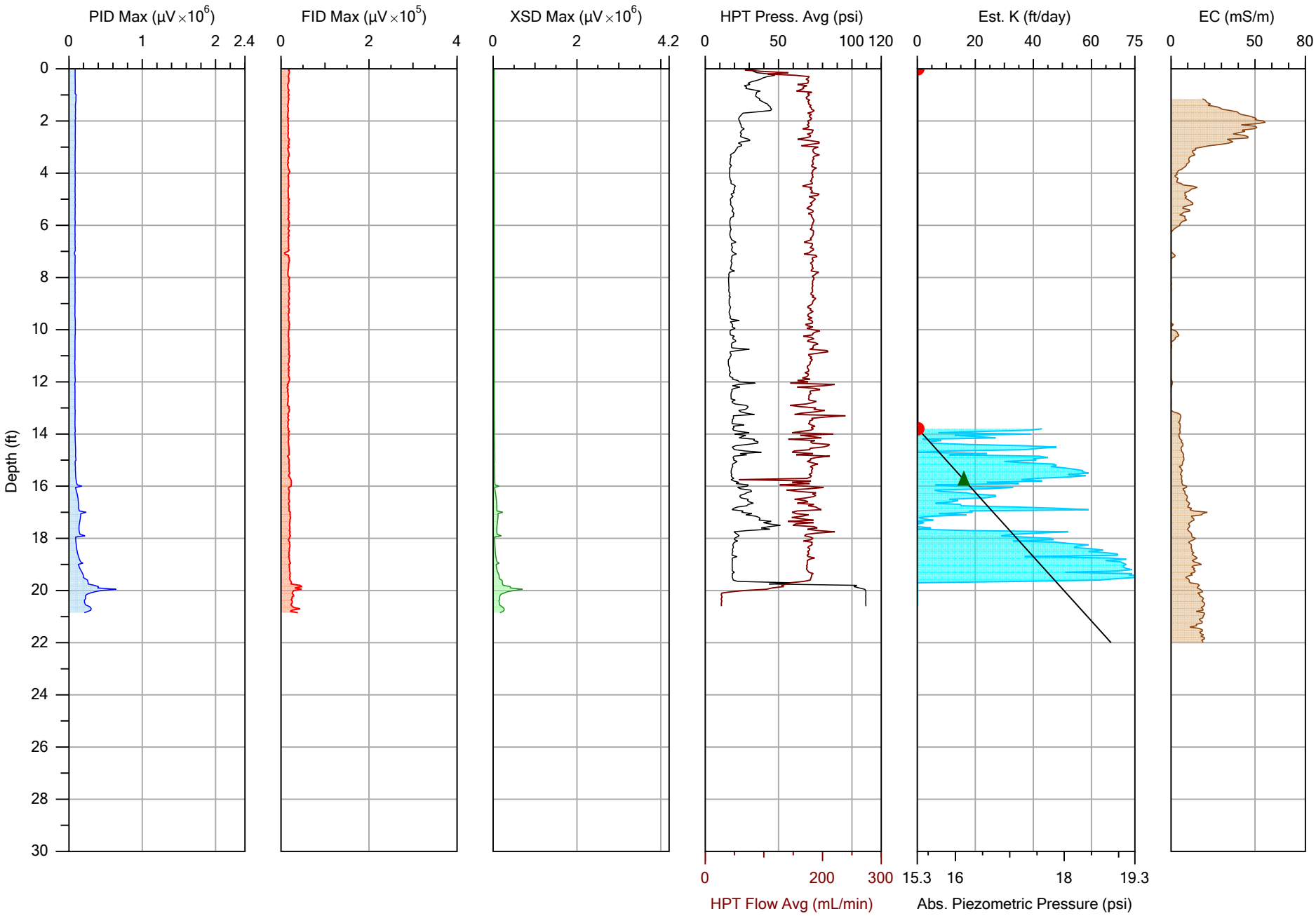

COLUMBIA TECHNOLOGIES

		File: MIP-21.MHP
Company: COLUMBIA Technologies LLC	Operator: RSP	Date: 5/21/2020
Project ID: Former Amphenol Site	Client: IWM Consulting Group	Location: Franklin, IN

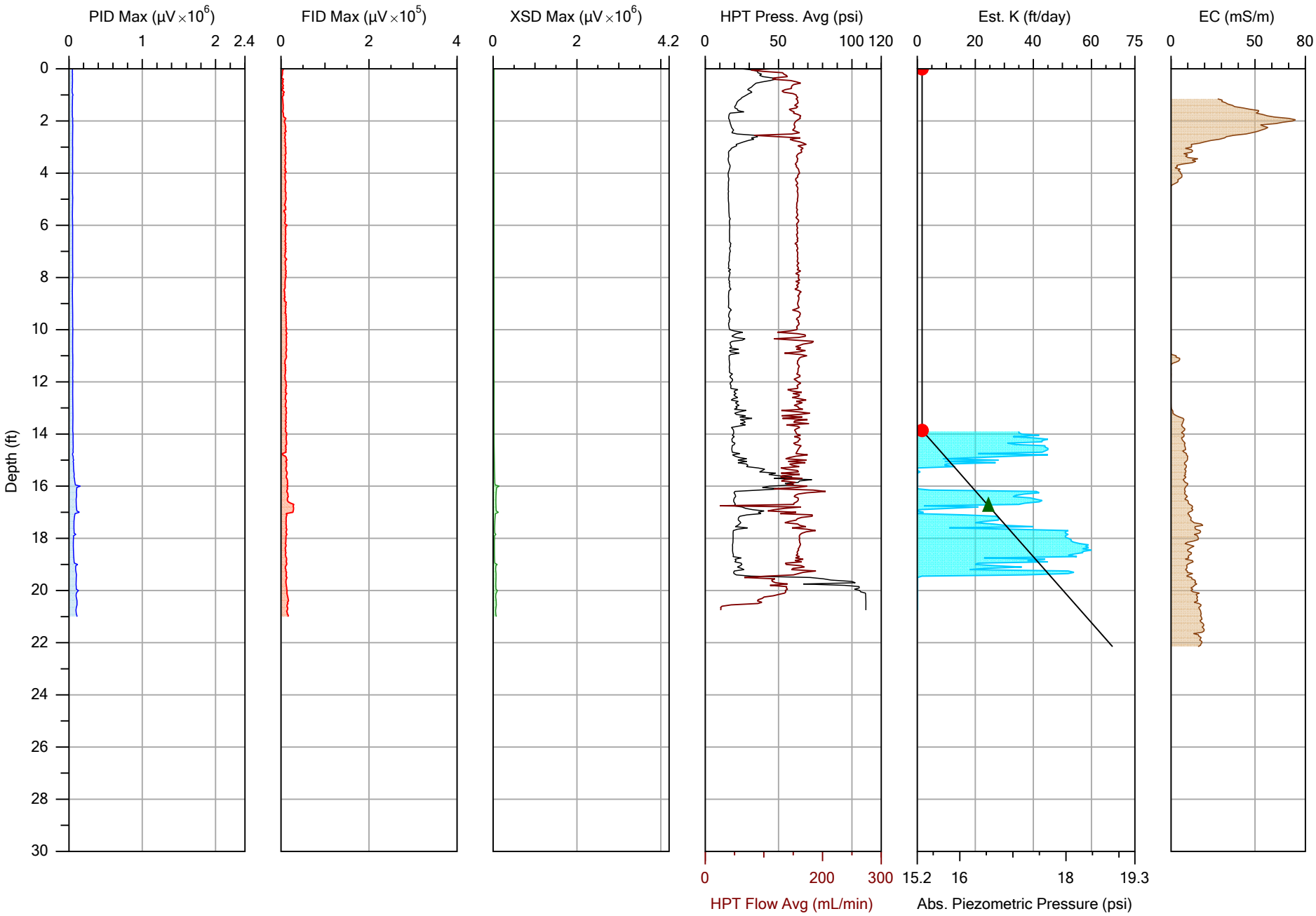

COLUMBIA TECHNOLOGIES

		File: MIP-22.MHP
Company: COLUMBIA Technologies LLC	Operator: RSP	Date: 5/21/2020
Project ID: Former Amphenol Site	Client: IWM Consulting Group	Location: Franklin, IN

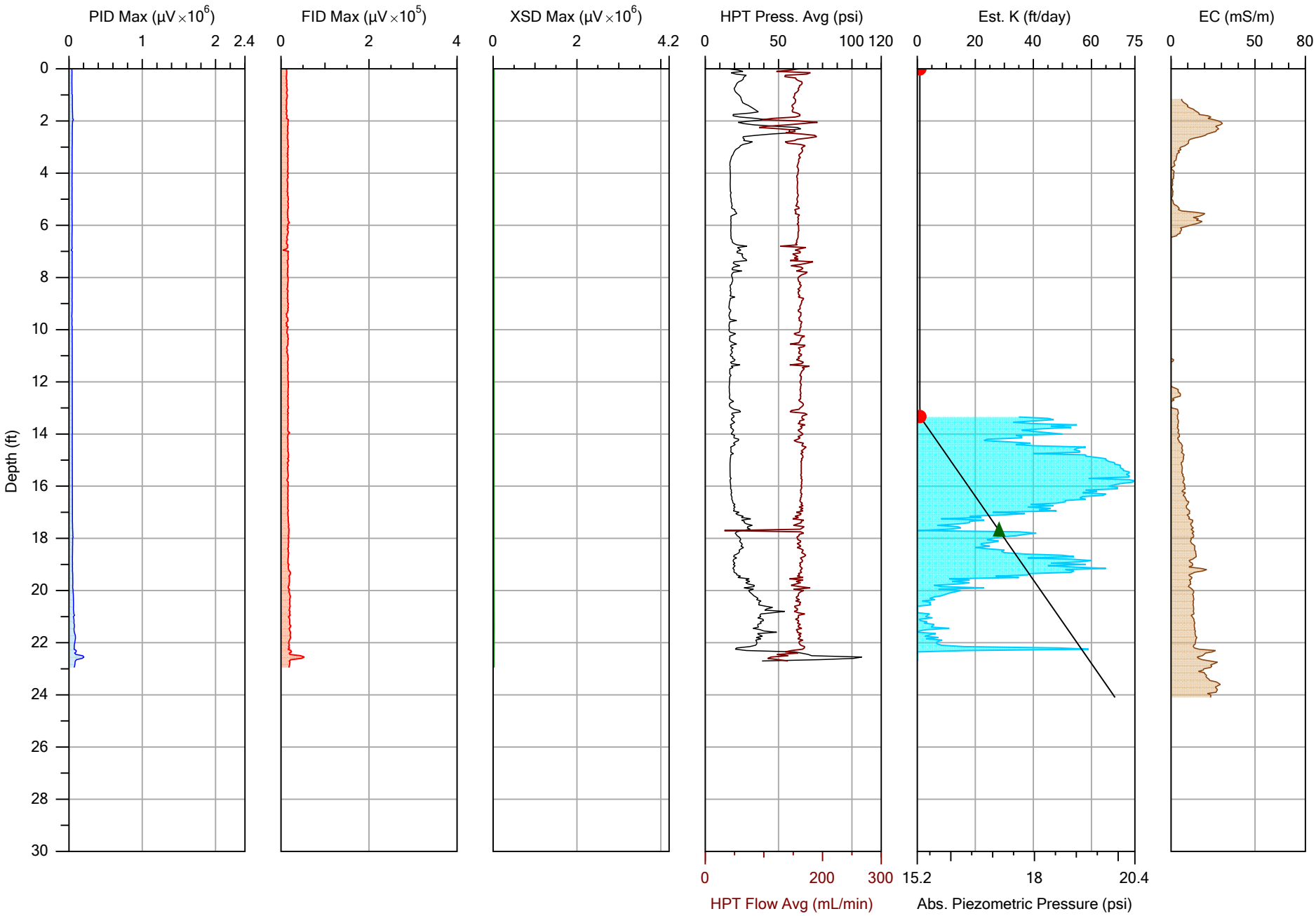

COLUMBIA TECHNOLOGIES

		File: MIP-23.MHP
Company: COLUMBIA Technologies LLC	Operator: RSP	Date: 5/22/2020
Project ID: Former Amphenol Site	Client: IWM Consulting Group	Location: Franklin, IN

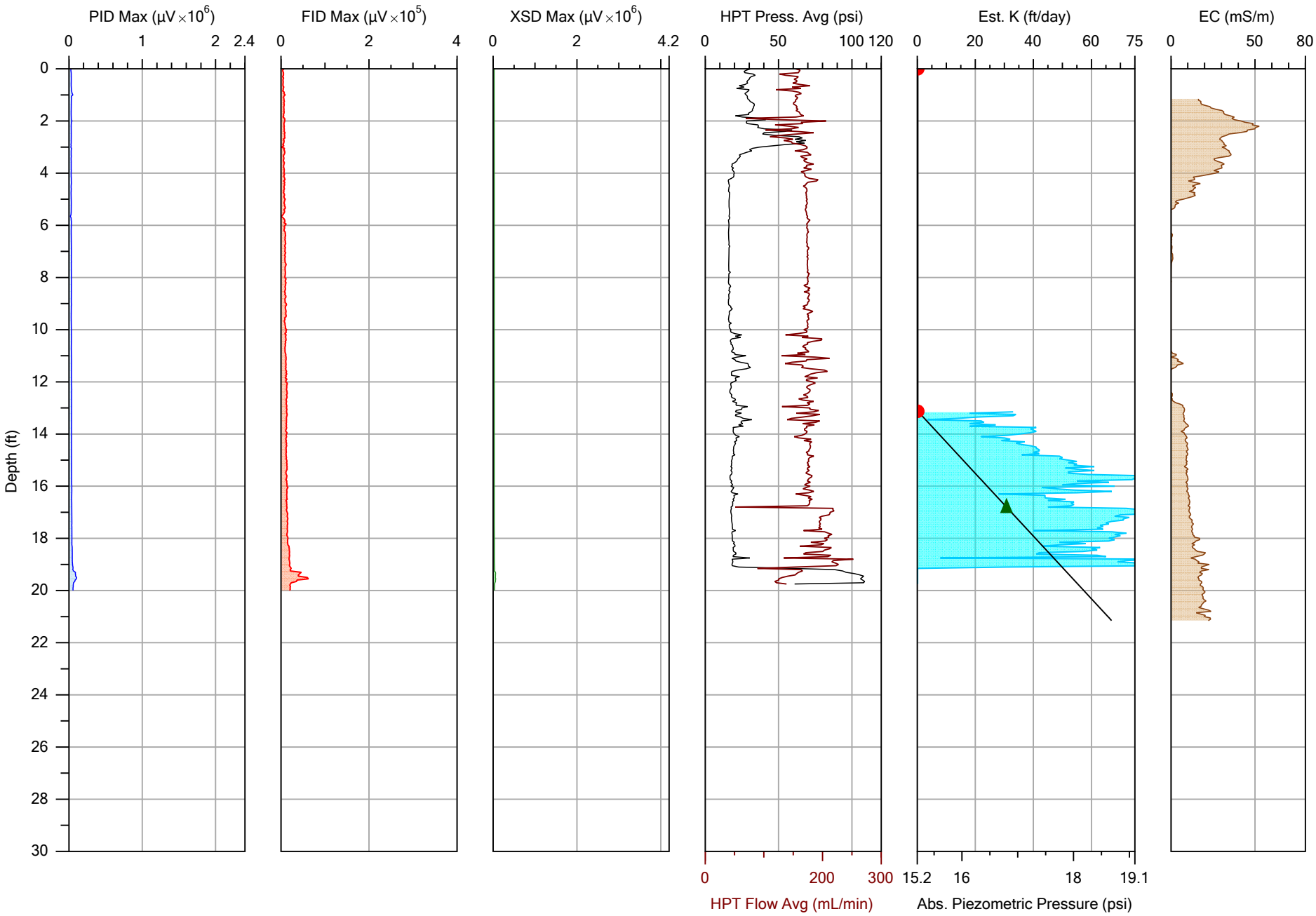

COLUMBIA TECHNOLOGIES

		File: MIP-24.MHP
Company: COLUMBIA Technologies LLC	Operator: RSP	Date: 5/22/2020
Project ID: Former Amphenol Site	Client: IWM Consulting Group	Location: Franklin, IN

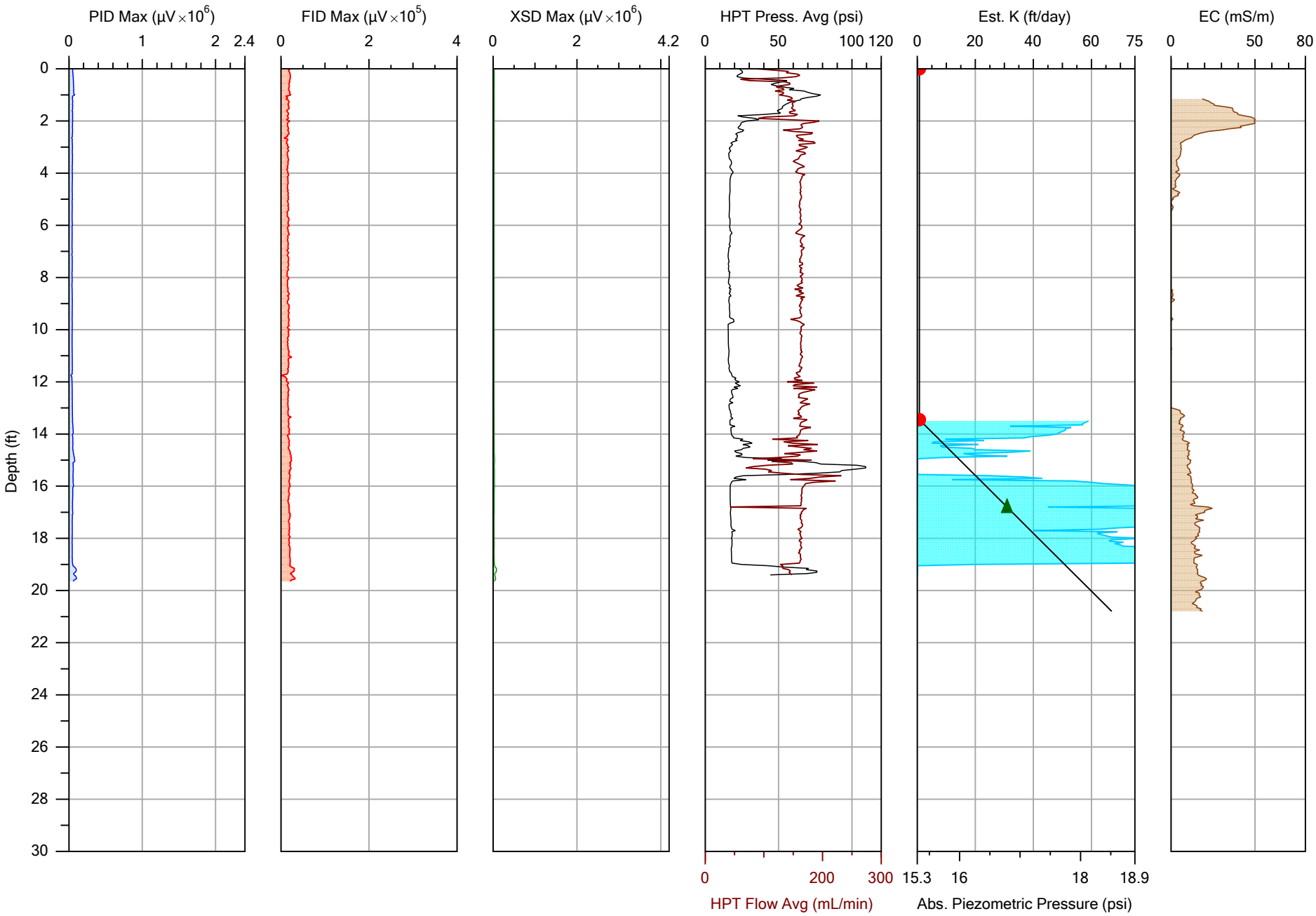

COLUMBIA TECHNOLOGIES

		File: MIP-25.MHP
Company: COLUMBIA Technologies LLC	Operator: RSP	Date: 5/22/2020
Project ID: Former Amphenol Site	Client: IWM Consulting Group	Location: Franklin, IN

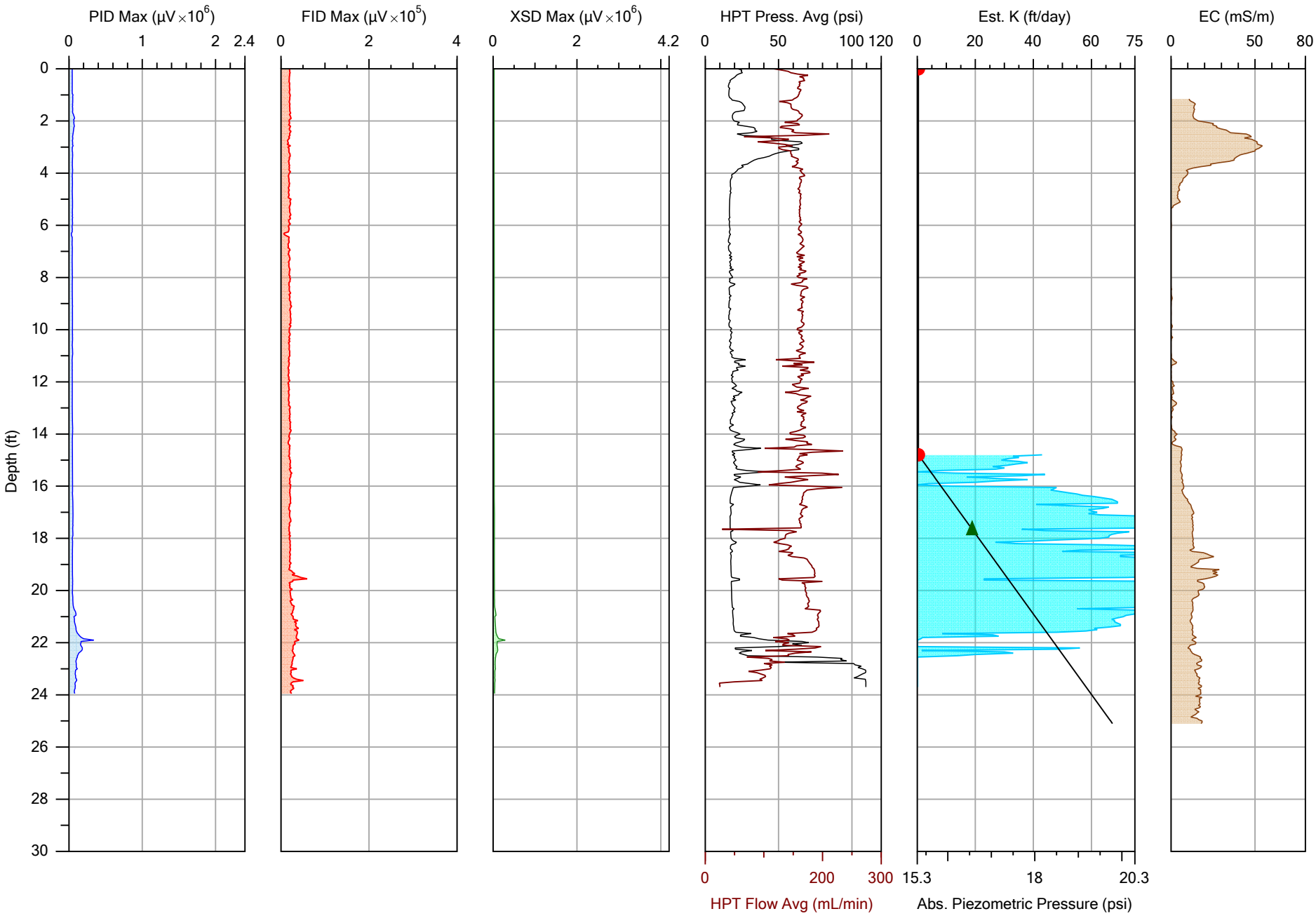

COLUMBIA TECHNOLOGIES

		File: MIP-26.MHP
Company: COLUMBIA Technologies LLC	Operator: RSP	Date: 5/22/2020
Project ID: Former Amphenol Site	Client: IWM Consulting Group	Location: Franklin, IN

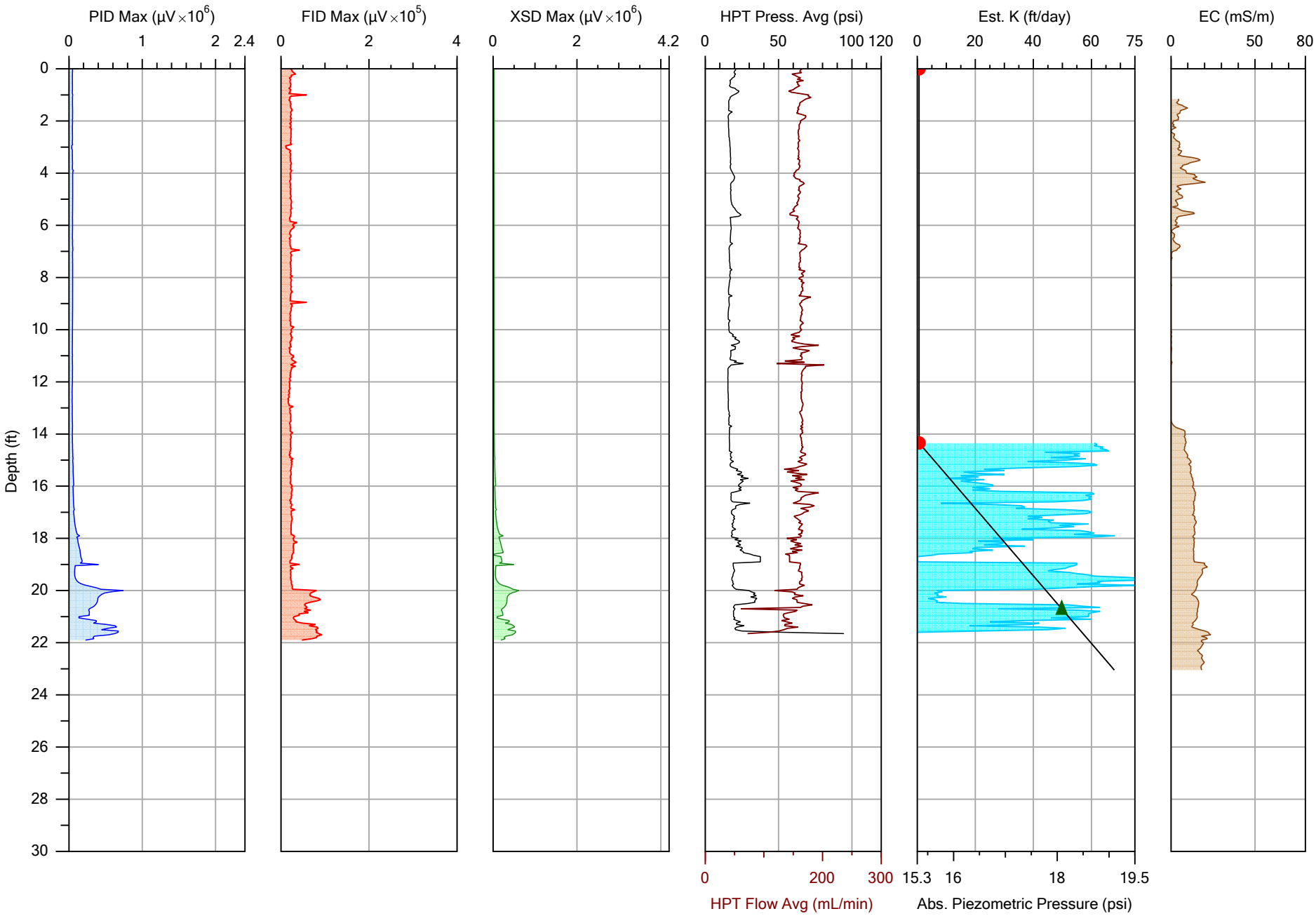

COLUMBIA TECHNOLOGIES

		File: MIP-27.MHP
Company: COLUMBIA Technologies LLC	Operator: RSP	Date: 5/22/2020
Project ID: Former Amphenol Site	Client: IWM Consulting Group	Location: Franklin, IN

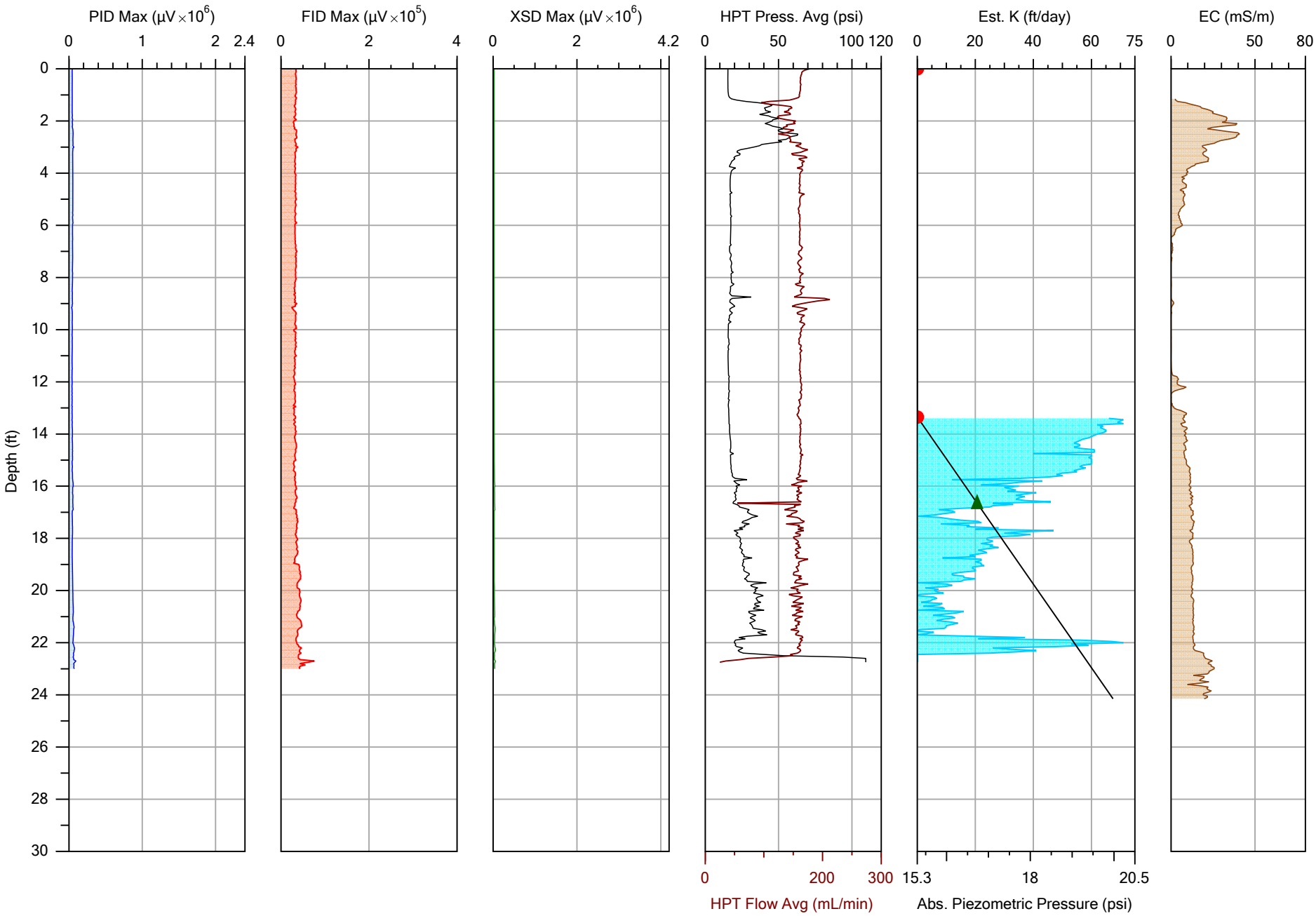

COLUMBIA TECHNOLOGIES

		File: MIP-28.MHP
Company: COLUMBIA Technologies LLC	Operator: RSP	Date: 5/22/2020
Project ID: Former Amphenol Site	Client: IWM Consulting Group	Location: Franklin, IN

THIS PAGE INTENTIONALLY LEFT BLANK

Prepared for:

IWM Consulting Group, LLC
7428 Rockville Road
Indianapolis, IN 46214

Addendum to High-Resolution Conceptual Site Model Assessment Former Amphenol RFI/CMS 980 Hurricane Rd Franklin, IN January 2021

CT Project Number 3942-2020-02A

Submitted by:

COLUMBIA Technologies, LLC

Rockville, MD

THIS PAGE INTENTIONALLY LEFT BLANK

COLUMBIA Technologies, LLC
ONE Research Court, Suite 450
Rockville, Maryland 20850

For more information on COLUMBIA Technologies, SmartData Solutions®, and high-resolution assessment tools and protocols visit http://www.columbiatechnologies.com or call 1-888-344-2704.

Copyright © 2021 by COLUMBIA Technologies, LLC

All rights reserved under International and Pan-American Copyright Conventions. For noncommercial purposes only, this publication may be reproduced or transmitted in any form or by any means without prior permission in writing from the publisher, provided it is reproduced accurately, the source of the material is identified, and the COLUMBIA Technologies copyright status is acknowledged. All inquiries regarding translations into other languages or commercial reproduction or distribution should be addressed to: COLUMBIA Technologies, ONE Research Court, Suite 450, Rockville, MD 20850

Table of Contents

	Page
List of Figures	v
Appendices	v
Conversion Factors	vi
Datum	vi
Supplemental Information	vi
Summary	1
Background	2
Site and Release History	2
Methods, Assumptions, and Procedures	2
Membrane Interface Probe-Hydraulic Profiling Tool (MiHpt)	2
Results and Discussion	2
Chlorinated VOCs near the Potential Source Areas	2
Issues and Limitations	3
Quality Control and Data Anomalies	3
Conclusions	5
Recommendation	5
References	6

List of Figures

Figure 1 – MiHpt Stations – January 2021

Figure 2 – 2020/2021 PCE Soil Results

Figure 3 – XSD Footprint - January 2021

Figure 4 – MIP-XSD Results - January 2021

Figure 5 – XSD and Est. K Results - January 2021

Figure 6 – XSD vs. PCE in Soils - January 2021

Figure 7 – Cross-sectional Composite – January 2021

Figure 8 - XSD Footprint - May 2020/January 2021

Figure 9 – MIP-XSD Results May - 2020/January 2021

Figure 10 – Cross-sectional Composite - May 2020/January 2021

Appendices

Appendix A: Direct Sensing Equipment Description

Appendix B: Quality Control Procedures

Appendix C: Data Logs for Membrane Interface Probe/EC with Hydraulic Profiling Tool (MiHpt) - Individual Scale

Appendix D: Data Logs for Membrane Interface Probe/EC with Hydraulic Profiling Tool (MiHpt) - Collective Scale

Appendix E: MiHpt Quality Assurance

Conversion Factors

Inch/Ounce/Pound/PSI to International System of Units

Multiply	By	To obtain
	Length	
Inch (in.)	2.54	Centimeter (cm)
Inch (in.)	25.4	Millimeter (mm)
Foot (ft.)	0.3048	Meter (m)
	Volume	
Ounce (oz.)	29.6	Milliliters (ml)
Gallon (gal)	3.8	Liters (L)
	Pressure	
Pounds per Square Inch (psi)	6.89	Kilopascals (kPa)
	Hydraulic Conductivity	
Feet per day (ft/day)	0.0003527	Centimeters per second (cm/sec)

Temperature in degrees Celsius (^oC) is converted to degrees Fahrenheit (^oF) as

$$(^oF) = (1.8 \times (^oC)) + 32$$

Datum

Horizontal and vertical coordinates are referenced from the World Geodetic System 1984 [EPSG:4326].

Supplemental Information

Electrical conductivity (EC) is provided in millisiemens per meter (mS/meter).

Concentrations of chemical constituents in water are provided in either milligrams per liter (mg/L) or micrograms per liter (µg/L).

Concentrations of chemical constituents in soil are provided in either milligrams per kilogram (mg/kg) or micrograms per kilogram (µg/kg).

Concentrations of chemical constituents in vapor are provided in either milligrams per cubic meter (mg/m3) or micrograms per cubic meter (µg/m3).

High-Resolution Site Assessment, Former Amphenol RFI/CMS Franklin, IN

January 2021

Summary

COLUMBIA Technologies, **LLC**, (**COLUMBIA**) in collaboration with **IWM Consulting Group (IWM)** conducted a Supplemental High-Resolution Site Characterization (HRSC) of the Former Amphenol RFI/CMS facility located at 980 Hurricane Road in Franklin, Indiana (the Site), during the period of January 11 through 14 2021, as a follow-up to the May 2020 investigation.

The primary objectives of the supplemental HRSC were to further delineate the cVOC responses at the northern end of the initial investigation, identify the soil structure where the cVOCs reside, and suggest potential remediation options based on these findings.

To accomplish these objectives, the survey was conducted using a combined Membrane Interface Probe (MIP) and Hydraulic Profiling Tool (HPT). The combined probe is referred to as the MiHpt. See **Appendix A** at the end of this report for further information on the MiHpt equipment.

This supplemental investigation advanced MiHpt at 15 direct sensing stations presented in **Figure 1**.

Dissipation tests were successful at 12 of 15 MiHpt stations and the calculated groundwater surface ranged from approximately 13.5 to 16 ft bgs. Each station exhibited both low- and high-permeability zones, with permeability (Estimated K), ranging from too low to measure to at least over 50 ft/day, and in some stations over 75 ft/day as shown in **Figure 5**, **7**, and **10**.

Follow up soil samples collected by **IWM** adjacent to each of the MiHpt stations identified significant levels of tetrachloroethylene (PCE) in the areas and soil zones that had elevated XSD responses as shown in **Figure 6**, **7** and **10**.

The results and interpretation of the MiHpt logs produced by **COLUMBIA** are presented herein.

Background

Site and Release History

The Site is located at 980 Hurricane Road in Franklin, Indiana and historically covered approximately 15 acres. Previous investigations and remedial activities are summarized in **COLUMBIA's** *High-Resolution Site Assessment, Former Amphenol RFI/CMS, Franklin, IN May 2020*

Methods, Assumptions, and Procedures

IWM planned approximately 15 MiHpt stations inside the building north of the previous study area. The locations were adjusted in the field based on the responses seen during the investigation.

Membrane Interface Probe-Hydraulic Profiling Tool (MiHpt)

Complete descriptions of the tooling are found in **Appendix A** and in **COLUMBIA's** *High-Resolution Site Assessment, Former Amphenol RFI/CMS, Franklin, IN May 2020.*

Results and Discussion

MiHpt borings were advanced at 15 locations as shown in **Figure 1** at the end of this report. The borings were all advanced until Unit C was encountered, as evidenced by a rise in EC response and a sharp increase in HPT pressure and decrease in HPT flow. This layer is much harder than the upper units and could not always be penetrated. Where possible, the borings were advanced until the detector responses showed significant decreases.

Chlorinated VOCs near the Potential Source Areas

The MIP-PID and MIP-XSD were used to detect the possible presence of cVOCs. The HPT provided detailed vertical profiles of estimated hydraulic conductivity along each transect.

The MiHpt stations were located near previously identified potential source areas inside the building selected by **IWM**. Step out locations were placed based on responses discovered at the initial locations.

At the north end of the supplemental study area, stations 29, 30, 31, and 40 have responses much lower than the other locations inside the building, indicating that the plume is largely bounded to the north as shown in **Figure 3** and **4**. MIP-40 does have a response in the clay layer at 24ft bgs, at a much lower magnitude than nearby responses further south. The other 3 northern locations were unable to penetrate the lower clay.

On the eastern side of the supplemental study area, locations 31 and 32 did not penetrate the lower clay unit. Locations

33 and 35 did penetrate the clay, and none of these 4 locations exhibited cVOC response.

All of the remaining locations in the center and on the west side of the study area exhibited significant cVOC response in the lower clay layer, except location 37 which was unable to penetrate the clay.

None of the logs in the supplemental study area exhibited significant response above the lower clay unit, with the exception of locations 29 and 3 which had detectable cVOC responses at 15 feet bgs. Therefore, a pathway from the surface to the lower clay was not discovered during the supplemental survey.

In general, the HPT and EC data showed higher permeability soils above the lower clay, which is further demonstrated by the estimated K graphs on the logs. Within the upper unit, zones of lower permeability exist in variable thicknesses, depending on location. The low-permeability zone that is described as glacial till was generally encountered at 24-25 ft bgs.

Presentation of Data Logs and Scale

Individual logs of direct sensing data are presented in both individual scales for each log and on a collective scale for all logs in **Appendices C** and **D**.

The reader is advised to pay particular attention to the scale for each detector response for each log when comparing results from location to location and depth to depth. Of particular note, a high detector response at one depth could mask a lower response at a depth below it.

Issues and Limitations

The Unit C layer was exceedingly difficult to penetrate. Not all locations advanced the HPT into the clay. Most, but not all, the borings got deep enough to show diminishing response in detectors.

Quality Control and Data Anomalies

The MiHpt direct sensing equipment was operated in accordance with the manufacturer's *Standard Operating Procedure for the Membrane Interface Probe*, Geoprobe Technical Bulletin MK3010 (Geoprobe, 2012) and the *Standard Practice for Direct Push Technology for Volatile Contaminant Logging with the Membrane Interface Probe (MIP)* ASTM STANDARD D7352 – 07 (ASTM International, 2007). Performance testing was performed on each system prior to and following each survey sounding. These procedures are outlined in **Appendix B.**

The MiHpt system performed as expected throughout the supplemental survey. Elevated PID noise experienced

on the previous investigation was not encountered, likely due to being inside the building and shielded from the overhead power lines.

No significant anomalies affecting the outcome of the data analysis were observed.

The direct-sensing logs generated for this assessment are presented in **Appendices C** and **D.**

Conclusions

This supplemental HRSC investigation found results similar to the previous investigation regarding stratigraphy and cVOC distribution.

1. The supplemental investigation bounded the source area on the north.
2. The investigation bounded the depth of the source area.
3. All the cVOC responses were found below the air-water interface present during the survey.
4. All three MIP detectors (XSD, PID, and FID) had similar patterns of elevated response in the 24 to 25 ft bgs zone.
5. Most of the elevated responses were in zones of low-permeability soils.
6. No pathway from the ground surface through the permeable zone to the lower impermeable clay was discovered.
7. No shallow source zones were encountered.

Recommendation

The supplemental HRSC confirmed the original recommendation for this site:

The majority of the cVOCs identified during this investigation are in low-permeability storage zones. The back diffusion from these zones is likely the limiting factor towards progress of the remedial action regardless of the rate of removal and treatment of groundwater. **COLUMBIA** recommends the rate of mass reduction measured in the groundwater monitoring trends be evaluated with the expected rate of diffusion from the low-permeability zones. This analysis should aid in monetizing further contamination management and reevaluating available remedial approaches including those incorporating more sustainable natural attenuation approaches.

References

A. ASTM International. 2007. Standard Practice for Direct Push Technology for Volatile Contaminant Logging with the Membrane Interface Probe (MIP) ASTM D7352 – 07.

B. Geoprobe Systems. April 2012 (Revised). Technical Bulletin MK3010: Standard Operating Procedure for Geoprobe® Membrane Interface Probe (MIP).

C. Geoprobe Systems. January 2015. Technical Bulletin MK3201: Standard Operating Procedure for Geoprobe® Electrical Conductivity (EC) System

List of Symbols, Abbreviations, and Acronyms

Abbreviation	Definition
CSM	**Conceptual Site Model.** A **CSM** is a method to describe what is known or can be inferred about a site for the purpose of making a decision. A CSM generally will address physical, chemical and biological systems; contaminant release and transport; societal issues; policy, land use, and exposures.
cVOC	**Chlorinated Volatile Organic Compound.** A **VOC** containing chlorine atoms; typically, a cleaning solvent.
DPT	**Direct-Push Technology** (DPT) refers to a group of techniques used for subsurface investigation by driving, pushing and/or vibrating small-diameter rods into the ground.
DNAPL	**Dense Non-Aqueous Phase Liquid.** A **DNAPL** is a denser-than-water NAPL, i.e. a liquid that is both denser than water and is immiscible in or does not dissolve in water.
HPT	**Hydraulic Profiling Tool**. The **HPT** is a logging **tool** that measures the pressure required to inject a flow of water into the soil as the probe is advanced into the subsurface. In addition to measurement of injection pressure, the HPT can also be used to measure hydrostatic pressure under the zero flow condition.
PCE	**Tetrachloroethylene.** The chemical compound **PCE** is a nonflammable, liquid solvent commonly used in dry cleaning, metal degreasing, and other manufacturing processes.
PID	**Photo Ionization Detector.** In a **PID** high-energy photons break molecules into positively charged ions. The **PID** will only respond to components that have ionization energies at or below the energy of the photons produced by the **PID** lamp.
TCE	**Trichloroethylene.** The chemical compound **TCE** is a halocarbon commonly used as an industrial solvent. It is a clear non-flammable liquid with a sweet smell.
XSD	**Halogen Specific Detector.** The **XSD** was developed for the selective detection of halogen-containing compounds.

THIS PAGE INTENTIONALLY LEFT BLANK

Figures

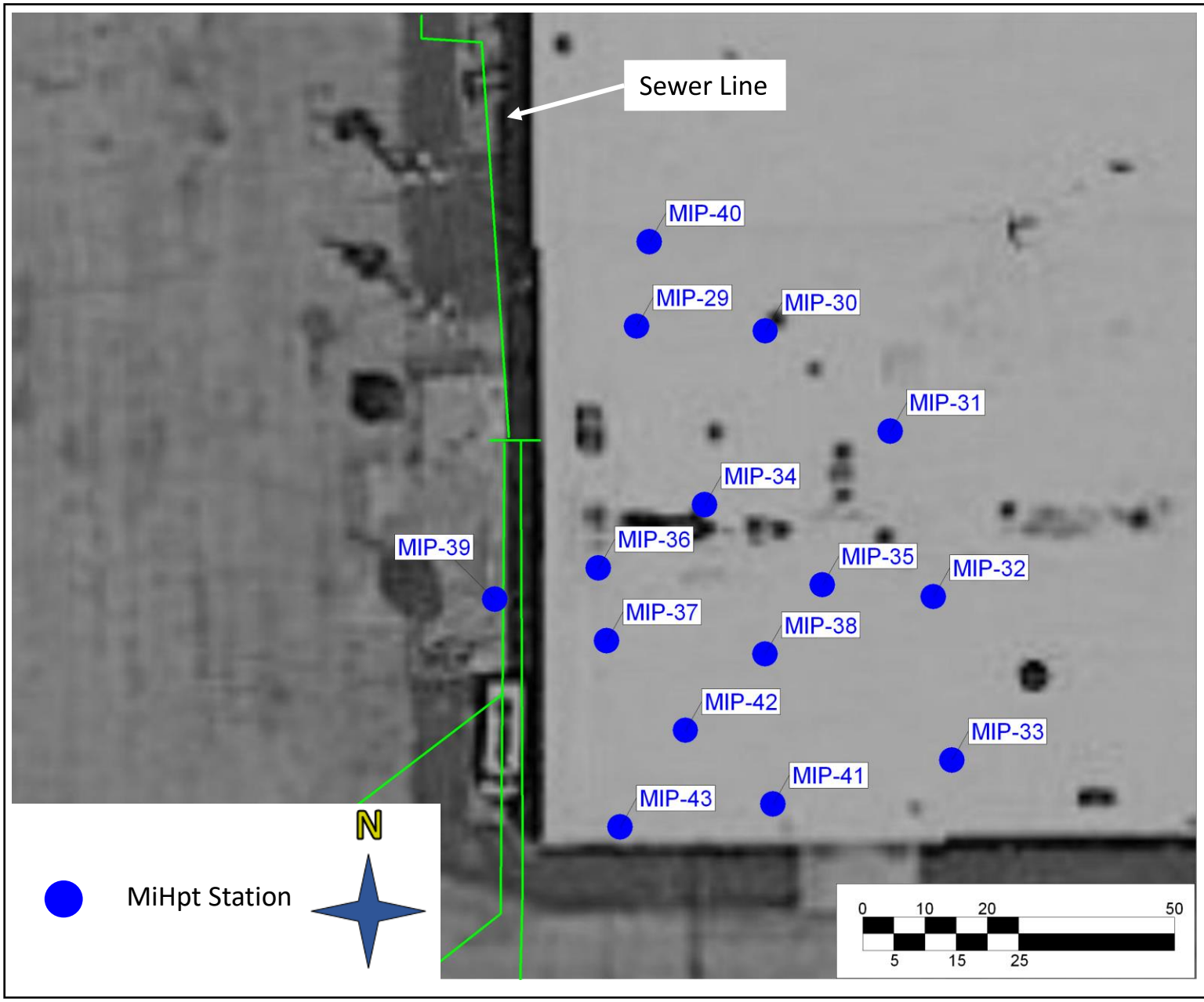

MiHpt Stations January 2021

Figure 1

Former Amphenol RFI/CMS Franklin, IN

January 2021

High-Resolution Site Characterization

COLUMBIA TECHNOLOGIES

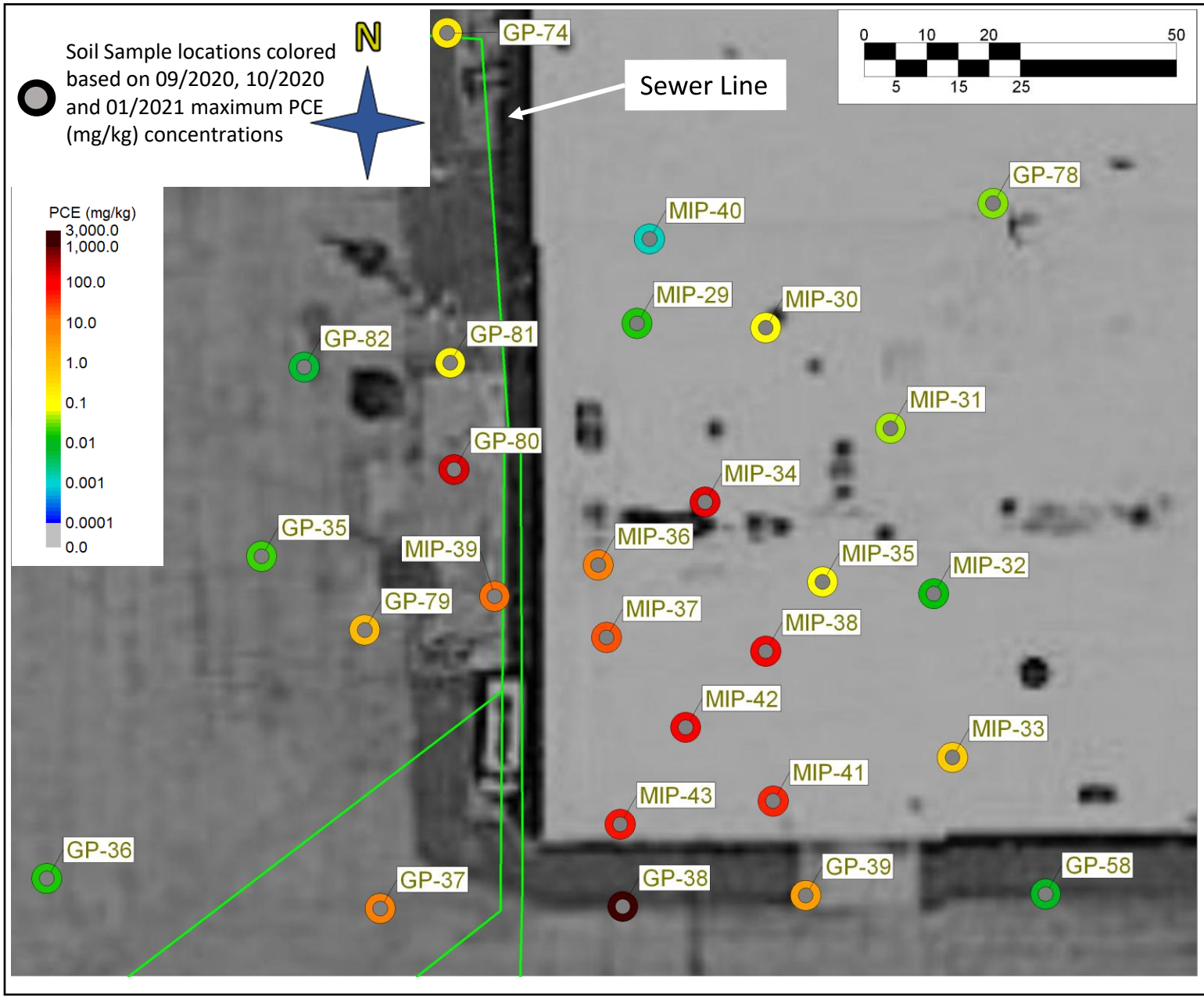

2020/2021 PCE Soil Results

Figure 2

Former Amphenol RFI/CMS
Franklin, IN

January 2021

High-Resolution Site Characterization

COLUMBIA TECHNOLOGIES

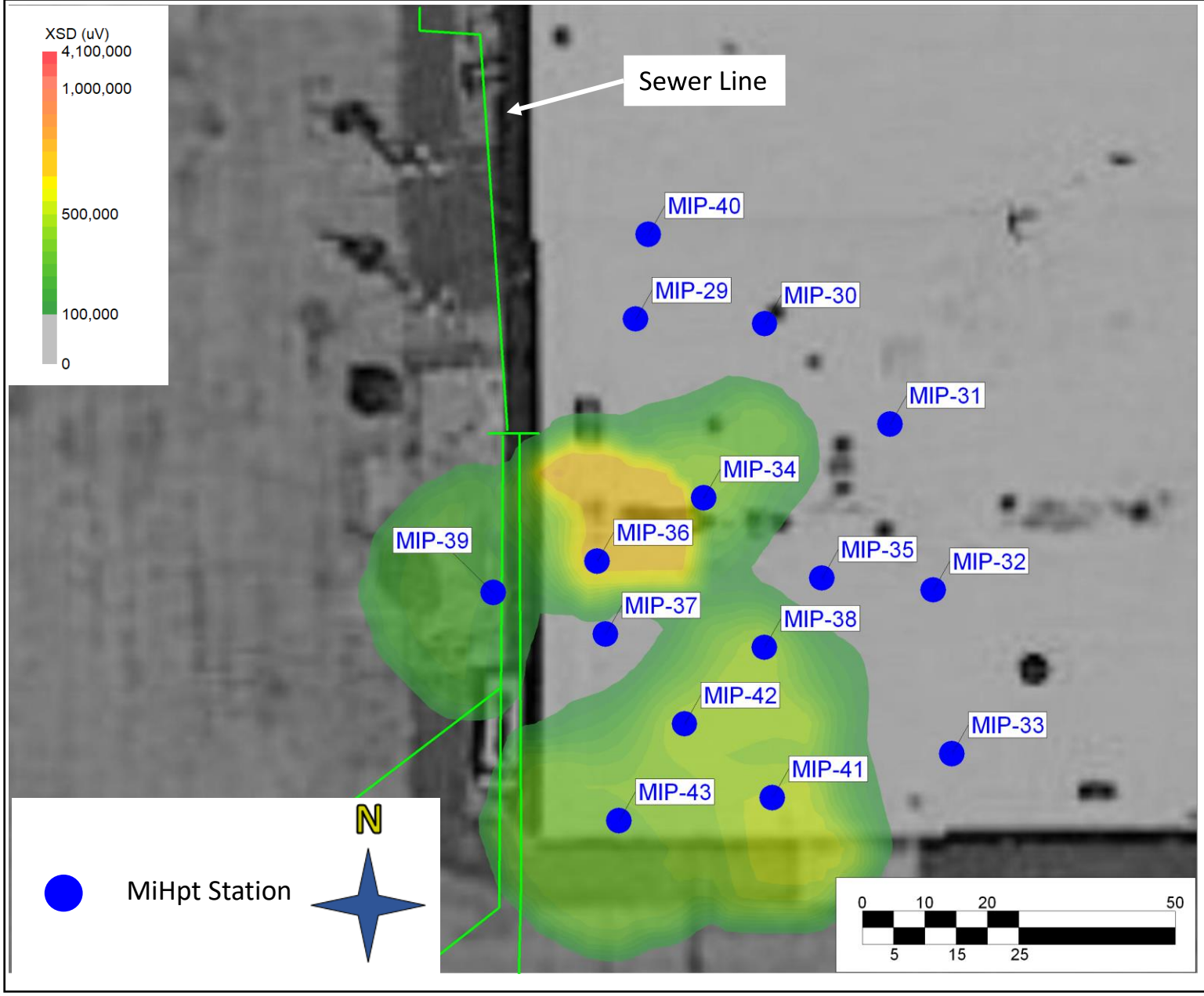

XSD Footprint January 2021

Figure 3

Former Amphenol RFI/CMS Franklin, IN

January 2021

High-Resolution Site Characterization

COLUMBIA TECHNOLOGIES

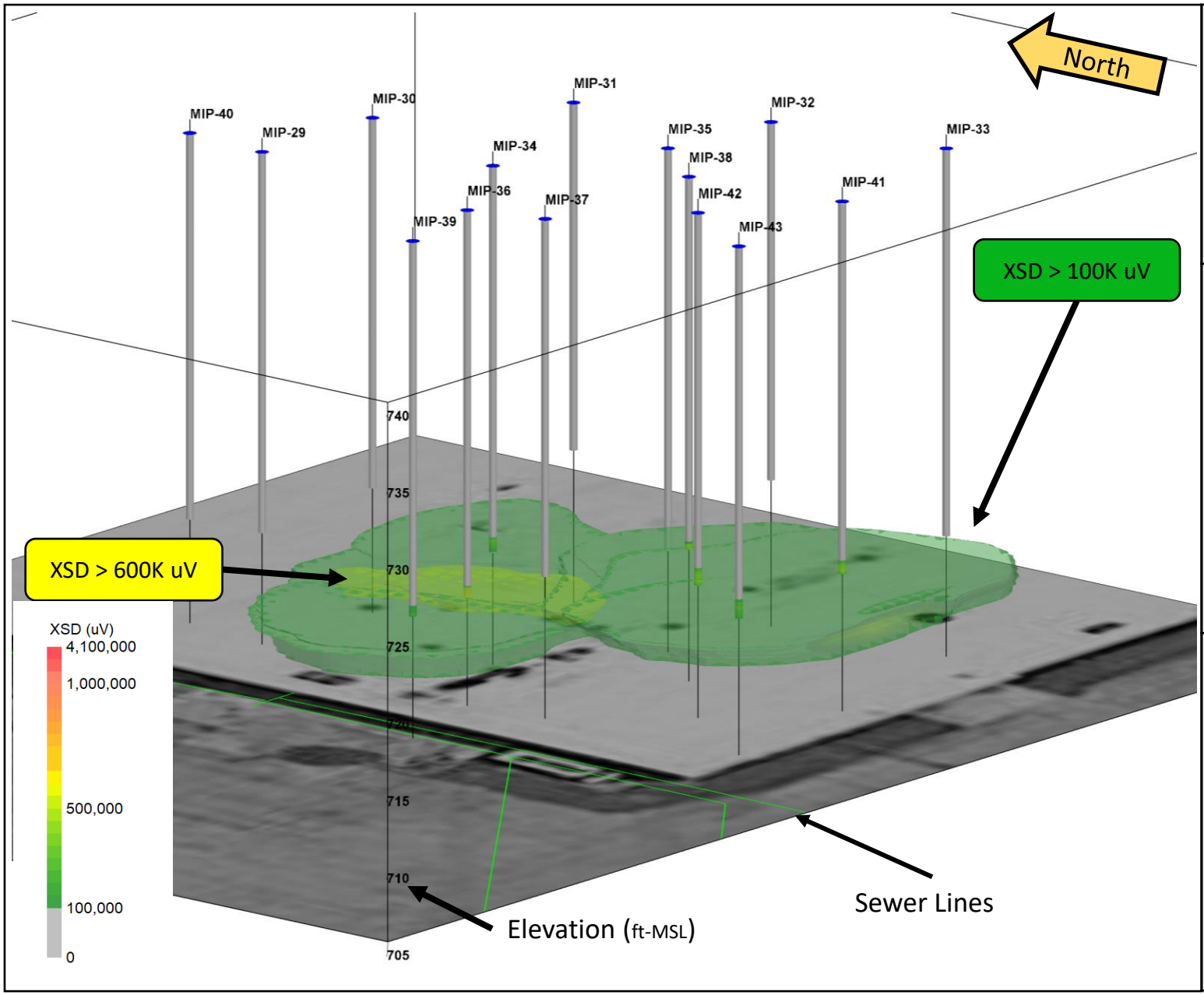

MIP-XSD Results
January 2021

Figure 4

Former Amphenol RFI/CMS
Franklin, IN

January 2021

High-Resolution Site Characterization

COLUMBIA TECHNOLOGIES

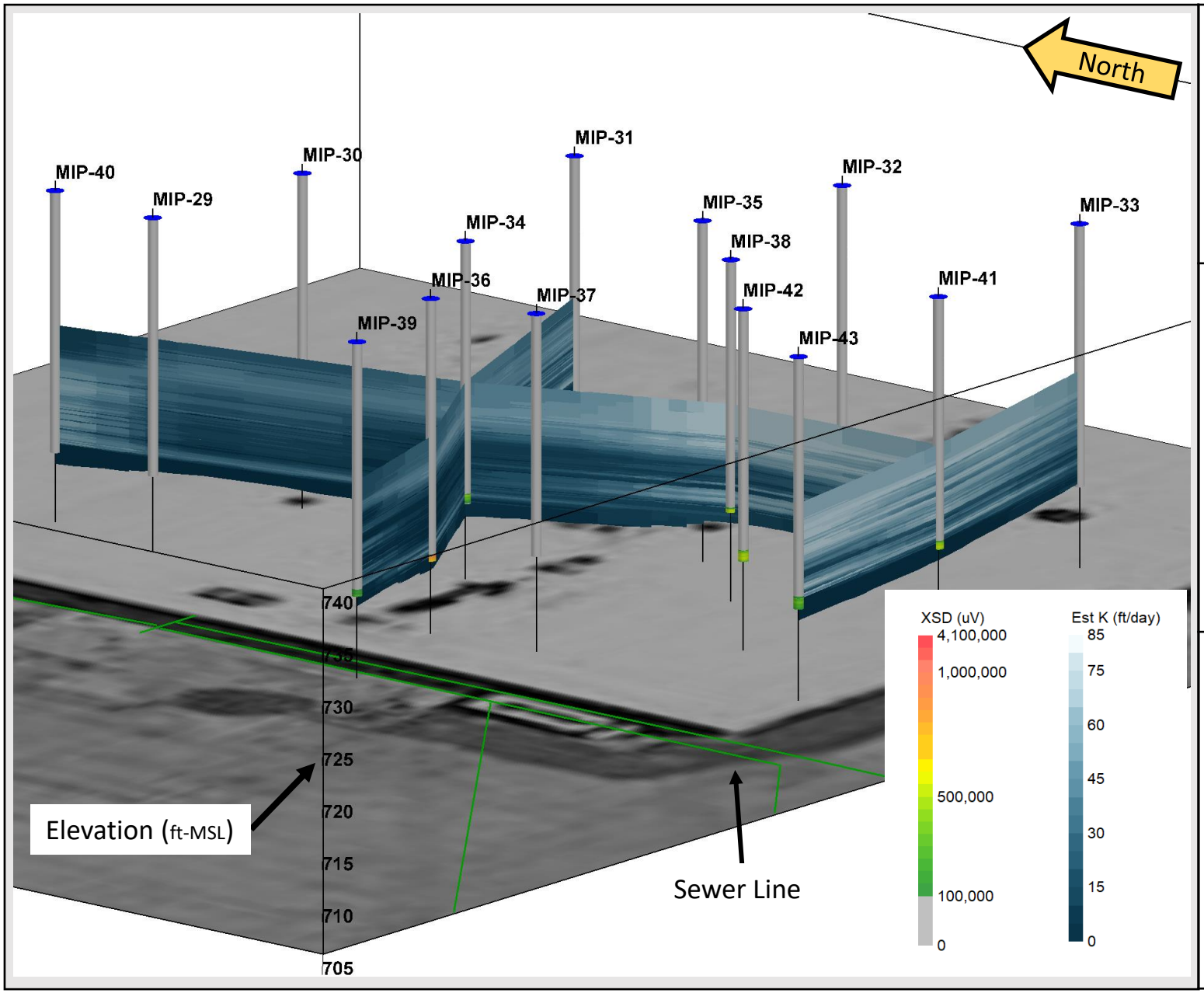

XSD and Est. K
January 2021

Figure 5

Former Amphenol RFI/CMS
Franklin, IN

January 2021

High-Resolution Site Characterization

COLUMBIA TECHNOLOGIES

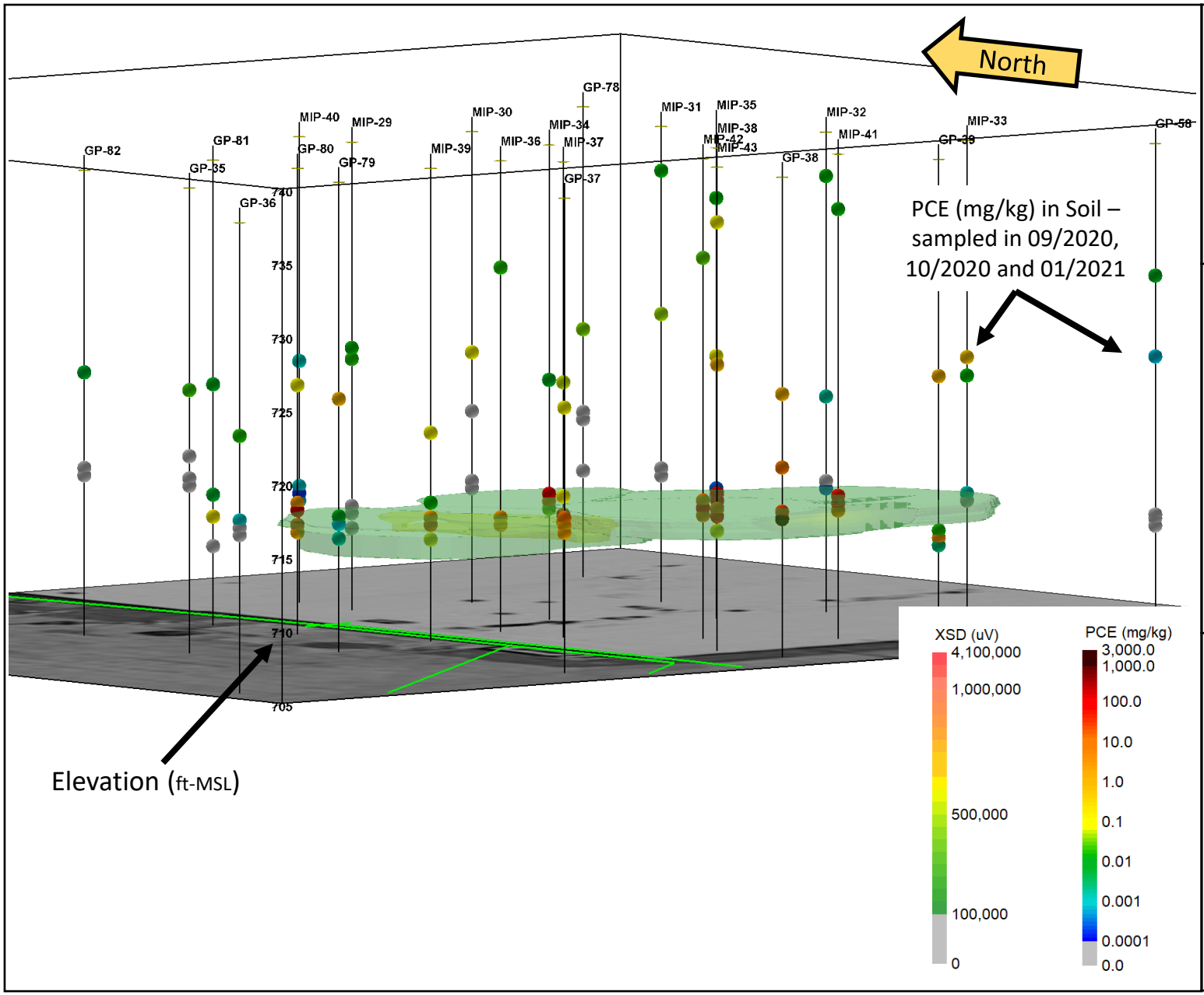

XSD vs. PCE in Soils
January 2021

Figure 6

Former Amphenol RFI/CMS
Franklin, IN

January 2021

High-Resolution Site Characterization

COLUMBIA TECHNOLOGIES

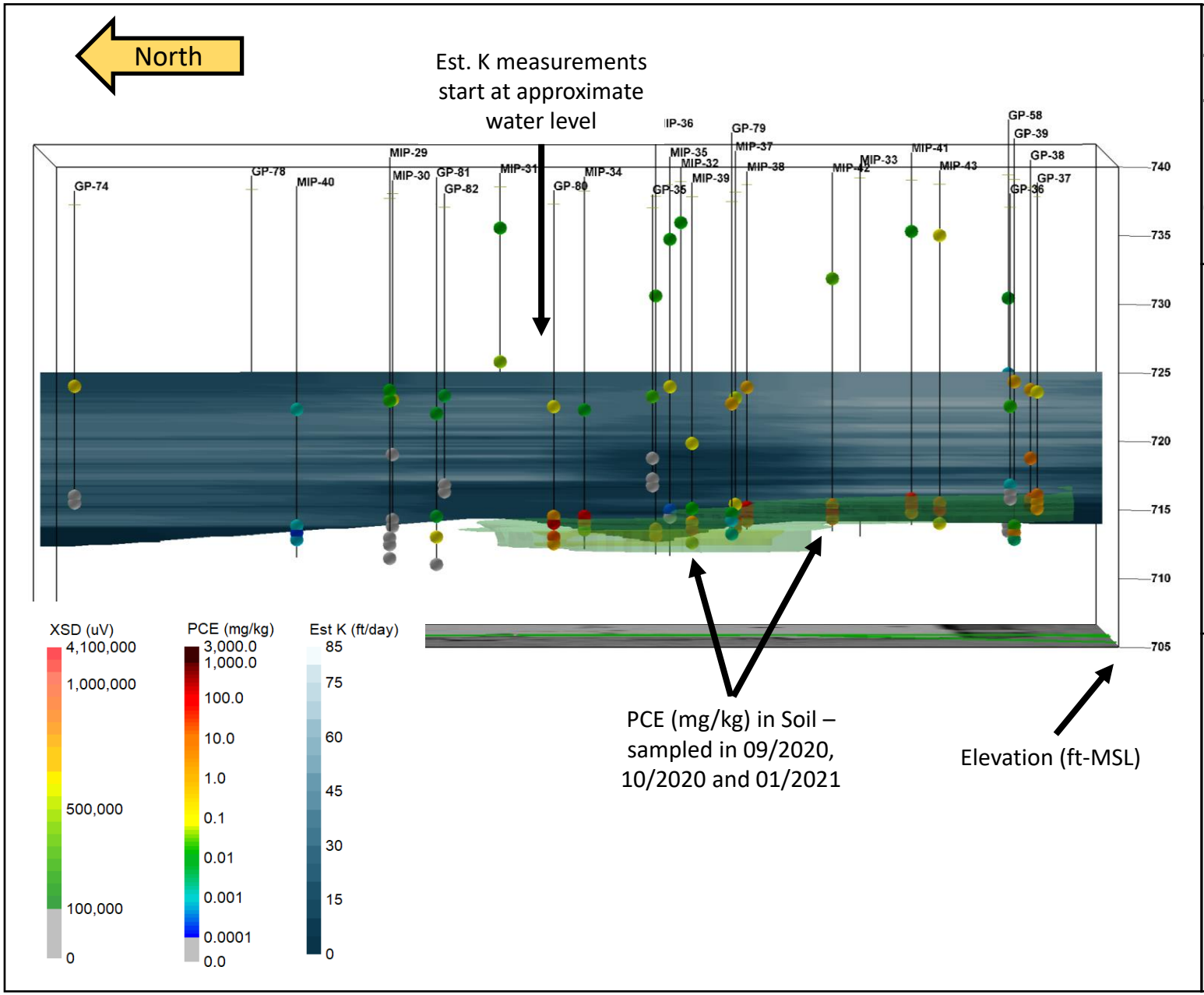

Cross-sectional Composite January 2021

Figure 7

Former Amphenol RFI/CMS Franklin, IN

January 2021

High-Resolution Site Characterization

COLUMBIA TECHNOLOGIES

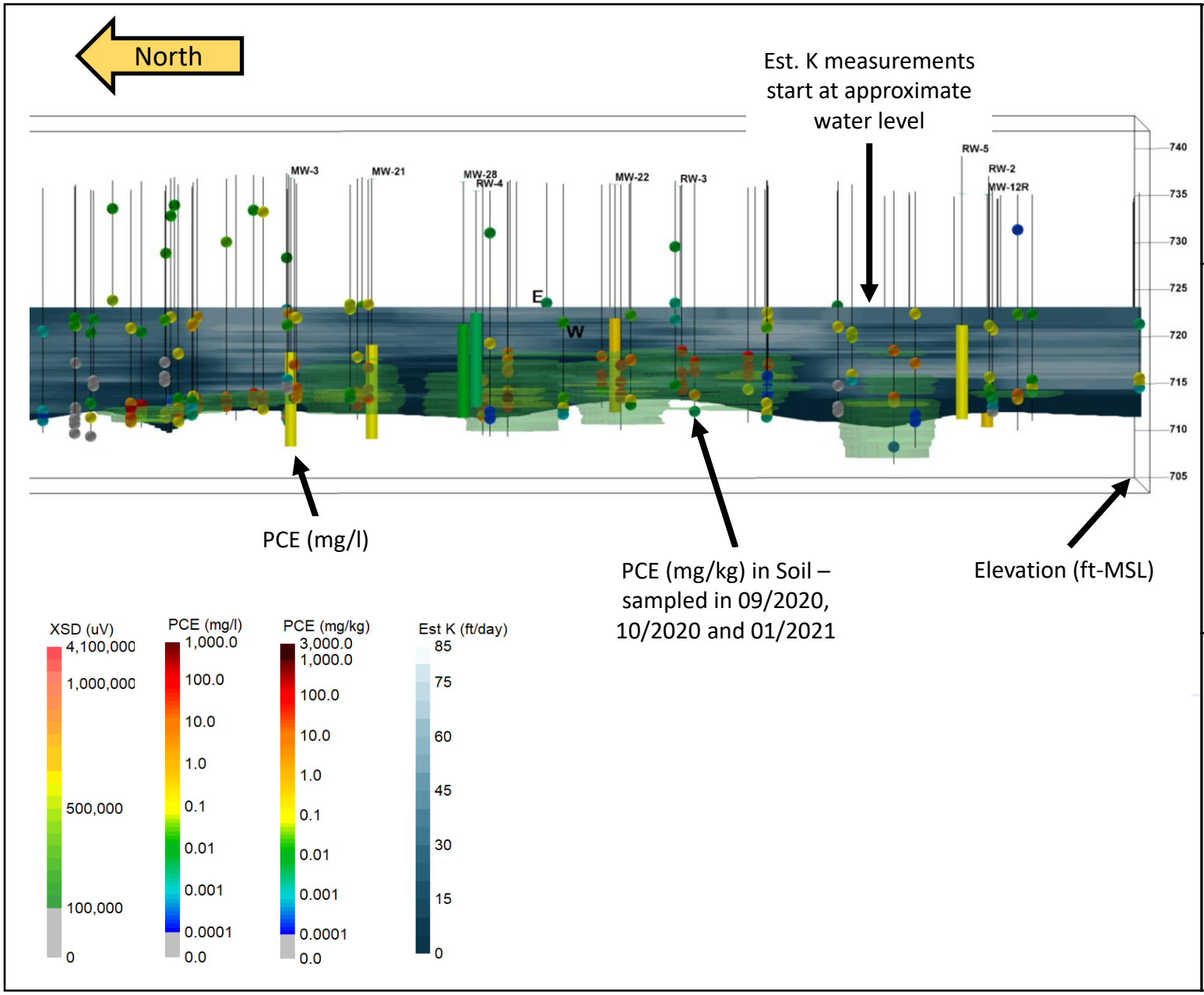

Cross-sectional Composite May 2020/Jan. 2021

Figure 10

Former Amphenol RFI/CMS Franklin, IN

January 2021

High-Resolution Site Characterization

COLUMBIA TECHNOLOGIES

Appendices

APPENDIX A – Direct Sensing Equipment Description

MiHpt Equipment Description

The MiHpt was developed by Geoprobe Systems® and contains three separate systems: the Membrane Interface Probe (MIP); the Hydraulic Profiling Tool (HPT); and the Electrical Conductivity (EC) dipole. The MiHpt probe is approximately 24 inches in length and 1.75-inches in diameter. The probe is driven into the ground at the nominal rate of 12 inches per minute using a direct push technology (DPT) rig from Geoprobe® or equivalent.

The MiHpt Field Instrument collects and continuously displays real-time operating data during each push of the probe, including EC data, MIP detector responses, MIP operating parameters, the rate of push speed, MIP temperature, HPT Pressure, and HPT Flow.

Electrical Conductivity (EC)

EC: Soil electrical conductivity, the inverse of soil resistivity, is measured using a dipole arrangement. In this process, an alternating electrical current is transmitted through the soil from the center, isolated pin of the probe. This current is then passed back to the probe body. The voltage response of the imposed current to the soil is measured across these same two points. Conductivity is measured in Siemens/meter, and due to the low conductivity of earth materials, the EC probe uses millisiemens/meter (mS/m). The probe is reasonably accurate in the range of 5 to 400 mS/m.

The electrical properties of soil vary by geological setting. Therefore, conductivity measurements will vary both in magnitude and the relative change from one soil type to another in each geological setting. In general, at a given location, lower conductivity values are characteristic of larger particles such as cobbles and sands, while higher conductivities are characteristic of finer sized particles such as fine sands, silts, and clays.

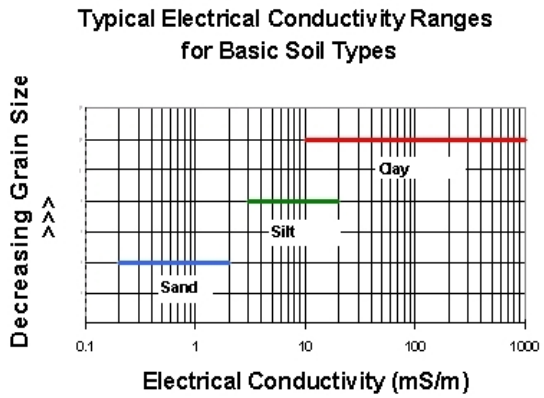

Figure 1

Observed conductivities significantly higher than 400 mS/m are indicative of ionic materials other than soil. Examples include saltwater intrusion, the presence of ionic chemicals from storage or injection, or potentially soil mixtures with metallic compounds.

Membrane Interface Probe (MIP)

The MIP portion of the probe is used to create high-resolution, real-time profiles of subsurface volatile organic compounds (VOCs). The operating principle is based on heating the soil and/or water around a semi-permeable polymer membrane to 121

© 2021 COLUMBIA Technologies

degrees Celsius (ºC), which allows VOCs to partition across this membrane.

The MIP can be used in saturated or unsaturated soils, as water does not pass through the membrane. Nitrogen is used as an inert carrier gas and travels from a surface supply down a transfer tubing which sweeps across the back of the membrane and returns any captured VOCs to the installed detectors at the surface. It takes approximately 60 seconds for the nitrogen gas stream to travel through 150 feet of inert tubing and reach the detectors.

COLUMBIA Technologies utilizes up to three chemical detectors on the MIP: The Photo Ionization Detector (PID); the Flame Ionization Detector (FID); and the Halogen Specific Detector (XSD); all mounted on a laboratory grade gas chromatograph (GC). The output signals from the detectors are captured by the MiHpt data logging system installed on a laptop computer.

The PID detector consists of a special ultraviolet (UV) lamp mounted on a thermostatically controlled, low volume, flow-through cell. The temperature is adjustable from ambient temperature to 250 ºC. The 10.6-electron volt (eV) UV lamp emits energy at a wavelength of 120 nm, which is sufficient to ionize most aromatics such as BTEX and many other molecules such as hydrogen sulfide (H_2S), hexane, and ethanol whose ionization potentials are less than 10.6 eV.

The PID also emits a response for chlorinated compounds containing double-bonded carbons (e.g. halogenated ethylenes), such as trichloroethylene (TCE) and tetrachloroethylene (PCE). Methanol and water, which have ionization potentials greater than 10.6 eV, do not respond on the PID. Given that the PID is non-destructive, it is often run first in series with other detectors for multiple analyses from a single injection.

The FID utilizes a hydrogen flame to combust compounds in the carrier gas. The FID responds linearly over several orders of magnitude, and the response is very stable from day to day. This detector responds to any molecule with a carbon-hydrogen bond, but poorly to compounds such as H_2S, carbon tetrachloride, or ammonia. The carrier gas effluent from the GC column is mixed with hydrogen and burned. This combustion ionizes the analyte molecules. A collector electrode attracts the negative ions to the electrometer amplifier, producing an analog signal, which is directed to the data system input.

The XSD was developed to address the need for a sensitive and selective detector for halogenated compounds. The XSD is sensitive to halogen atoms including bromine, chlorine, and fluorine. This detector provides high halogen selectivity, making it an effective tool for identification and measurement of halogenated compounds in environments where other contaminants are present, such as high concentrations of hydrocarbons. The XSD is used to measure concentrations of a broad range of chlorinated volatile organics and other halogenated compounds such as PCE, TCE and their daughter products.

The XSD detector consists of a ceramic probe, platinum wire (anode) and platinum bead (cathode) mounted inside a high-temperature reactor. The detector reactor combusts the incoming sample into a stream of air and converts halogenated organics into free halogen atoms. The free halogen atoms will then react with alkali atoms on the surface of the electrically charged platinum bead, which functions as an electron emitter.

© 2021 COLUMBIA Technologies

When this reaction takes place, the current is measured and transmitted to the data system.

Unlike other halogen selective detectors, the XSD contains no radioactive sources and does not use organic solvents.

Hydraulic Profiling Tool (HPT)

The HPT portion of the system is used to create high-resolution, real-time profiles of soil hydraulic properties, which can be used to infer permeability and hydraulic conductivity. The HPT system consists of a pump, a pressure transducer, and a permeable screen.

HPT screening is performed simultaneously with the MIP and EC logging. As the tool is advanced, water is pumped through the trunkline and passes into the soil through the permeable screen. The flow is regulated as to be as constant as possible. The pressure required to maintain a constant flow of water into the soil, known as the HPT pressure, is monitored by the pressure transducer and recorded on the field computer in pounds per square inch (psi) versus depth. The flow rate of the water into the soil formation is also measured and recorded in milliliters per minute (mL/min) versus depth.

Static pressure measurements (dissipation tests) can also be made by stopping at discrete intervals, allowing users to determine the static water level. The dissipation test provides an estimate of the static water level, based on the hydraulic head imposed on the probe at rest as compared to the pressure measured at the surface prior to starting each location push. Dissipation tests are best to run in coarse-grained materials (sands and gravels) to assure that the local ambient hydrostatic pressure is measured quickly and accurately.

To perform a dissipation test, the HPT probe is advanced to a depth below the water table and the water flow is stopped. The pressure dissipation (reduction of pressure gradient caused by forcibly pumping water into the formation) is monitored until a stable value is observed. The pressure dissipates over time and usually approaches an inflection point or stable value for the hydraulic pressure that can be used to estimate static water depth. The HPT software can also provide an estimate of K (a value used in hydrogeologic calculations) to provide an interpretation of the hydraulic permeability of the formation.

Depth Measurement

Depth in feet is measured and recorded using a precision potentiometer with a 100-inch linear range. The potentiometer is mounted on the mast of the DPT rig and a counter-weight anchored to the foot of the rig. Measurements are recorded on the down stroke of the mast, as the tooling string is pushed into the ground, and is accurate within 1/10th of an inch. The reference elevation (depth) reported for each individual boring is established by setting the data logger to zero feet with the sensing window of the downhole probe aligned with the ground surface.

Plotting the boring locations on a contour map provides elevations of the ground at the station. The ground surface elevations at the stations can be surveyed if more precise elevations are needed.

© 2021 COLUMBIA Technologies

APPENDIX B – Quality Control Procedures

System Quality Control Checks

Direct sensing technologies such as MIP, UVOST®, and OIP provide qualitative or semi-quantitative direct contact measurements of conditions in the soil, water, and vapor matrix of the subsurface. Correct performance response of the instruments is determined using standards or mixtures of known values or concentrations. Before and after each measurement run, the instruments are tested with these known standards to ensure their response is within an acceptable range.

The nature of direct-sensing technology is different than a typical laboratory analysis. In the lab, a known volume of a known concentration is introduced to the system, the compounds are separated chromatographically, and the response for each individual compound is recorded. This process is highly reproducible, and precise standards exist for laboratory control limits.

These performance tests of direct sensing instruments are not calibrations, per se. While the instrument response can be expected to be linear for a single chemical compound or in the known matrix conditions of the performance test standards, matrix conditions and chemical mixtures will be highly variable throughout the measurement run in subsurface.

In MIP, for instance, subsurface compounds diffuse across the MIP membrane, enter the carrier gas stream, and are transported directly to the GC. There is no chromatographic separation, just total response with depth.

Several other factors affect direct-sensing responses.

For OIP and UVOST®, these factors include:

- Soil grain size
- Interferences from fluorescent minerals such as limestones
- Contaminant types
- Degree of saturation
- System performance

For MIP, these factors include:

- The diffusion rate across the MIP membrane. This differs for every compound, based on:
    - Vapor pressure
    - Solubility
    - Interactions with other compounds
    - Membrane age and wear
- Ambient temperature
- Temperature of the subsurface
- Soil conditions (Clays provide a higher response than sands, due to increased back-pressure at the membrane)
- Detector response for each compound
- System performance

For these reasons, a "calibration" is not possible. The variables within compounds of interest, mixtures of compounds, and subsurface conditions cannot be standardized. However, system performance can. Therefore, COLUMBIA Technologies implements protocols to test and evaluate system performance to produce the highest quality data in the industry. The results of these performance tests are maintained with each project file and available upon request.

UVOST® System Performance Tests

As a quality control check, the UVOST® system response is evaluated prior to and upon completion of each UVOST® screening location. This evaluation is completed using a Reference Emitter (RE) that consists of a blend of NAPL and produces a consistent fluorescence response over the four wavelengths monitored by the UVOST® system. Collected data is then presented as a percentage of the RE. Using the same RE at each location and site allows normalization of data collected over several locations, sites, or screening events. The RE standard is provided by the manufacturer, Dakota Technologies, and is the same for all UVOST® systems currently in operation.

In addition to obtaining a baseline RE for each location, the background reading of the UVOST® system is electronically recorded prior to insertion into the soil. This background reading is required to be less than 0.5% of RE prior to the start of any testing. The background during tool advancement typically stays at or below the surface background reading – giving confidence that any increases in fluorescence are "true" readings and not fluctuations or variations in background.

MIP System Performance Tests

System response is checked via Performance Tests with known compounds at known concentrations to verify that the system is responding to an acceptable level. On the recommendation of the manufacturer, Geoprobe Systems, this minimum acceptable response level is established as five (5) times the standard deviation of the baseline noise level for each detector.

These tests vary, mostly due to ambient temperature and the age of the membrane. So, rather than looking for a specific response factor, the system is monitored for an acceptable response. When the response is not acceptable, the system is investigated, and corrective actions are implemented as necessary.

COLUMBIA Technologies performs several levels of MIP system evaluation for each project:

- Pre-Mobilization 5-Point Response Check
- Site Arrival 5-Point Response Check
- Pre-log Midpoint Response Check

- Post-Log Midpoint Response Check

For 5-point response tests, the system is evaluated at 0.10, 0.50, 1.0, 5.0, and 10.0 ppm to check response across 3 orders of magnitude of concentrations. For sites with expected petroleum contamination the system is checked using Toluene. For sites where chlorinated VOCs are expected, the system is checked using Trichloroethene (TCE). Site -specific compounds may be used where appropriate.

As an ongoing quality control check, the MIP system response is evaluated using a 1.0 ppm performance test solution prior to and upon completion of each MIP location. The resulting response values are recorded and compared to the results of the 5-point performance tests. When the response tests fall below 25% of the baseline value, corrective action must be taken.

Low-Level MIP System performance Test

The Low-Level system is evaluated using a similar 5-point response test. The test concentrations are 10, 50, 100, 500, and 1,000 ppb, using Toluene of TCE as appropriate. Ongoing Response tests are performed using a 100-ppb solution.

HPT System Performance Test

The EC dipole is evaluated using a brass and stainless-steel test jig, resulting in known values of 55 and 290 millisiemens (mS). Results must fall within 10% of the expected values; otherwise corrective action must be performed.

The HPT pressure and flow sensors are also evaluated using static (no flow) and dynamic (flow at approximately 150 milliliters per minute) hydraulic pressure measurements at two different head elevations, 6.0 inches apart. The difference for each test must be 0.2 psi, +/- 10%; otherwise corrective action must be performed.

APPENDIX C – Data Logs for Membrane Interface Probe/EC with Hydraulic Profiling Tool (MiHpt) – Individual Scale

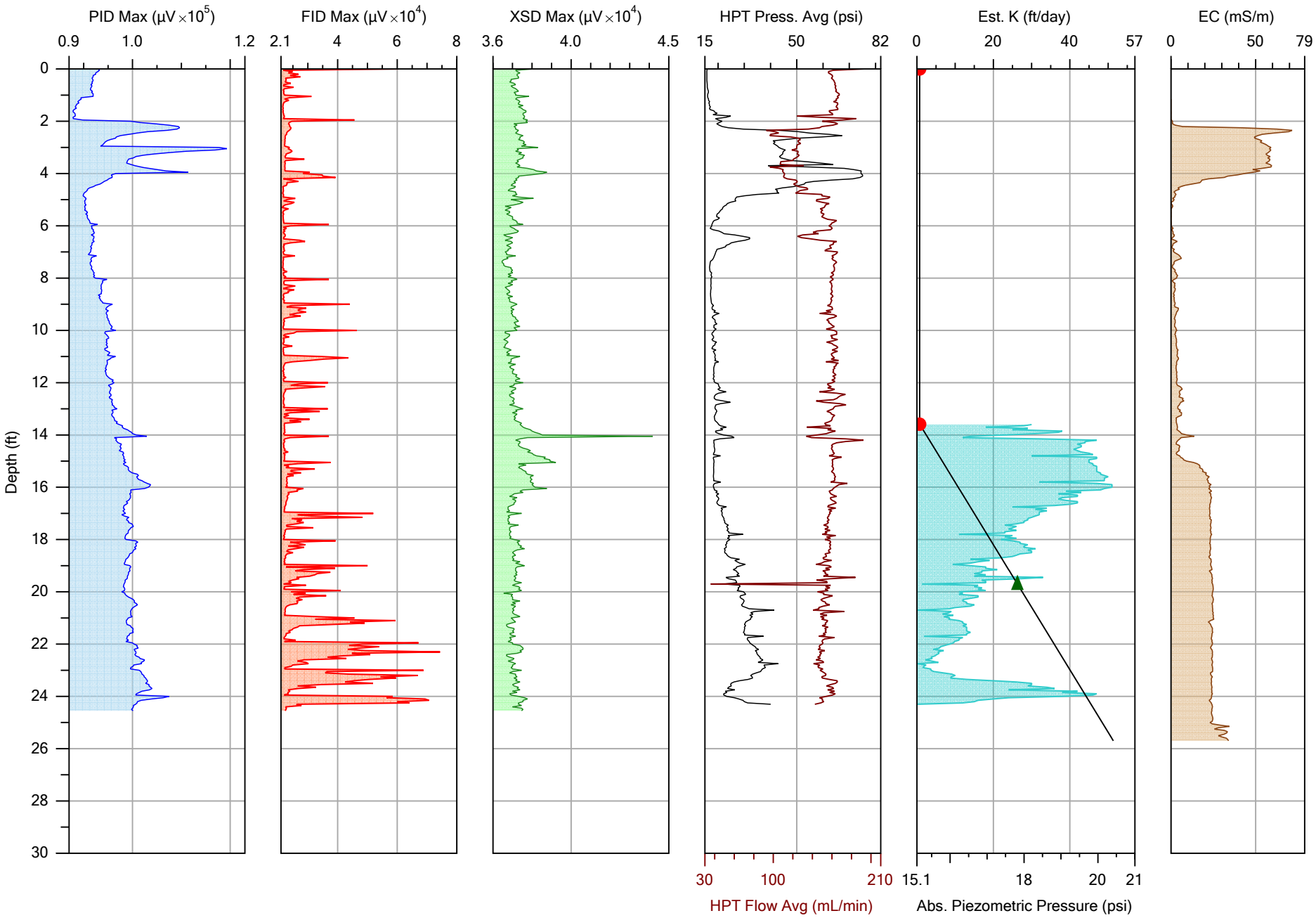

COLUMBIA TECHNOLOGIES

		File: MIP-29.MHP
Company: COLUMBIA Technologies	Operator: AJH	Date: 1/11/2021
Project ID: /M Amphenol Site Supplemental Investigation	Client: IWM	Location: Franklin, IN

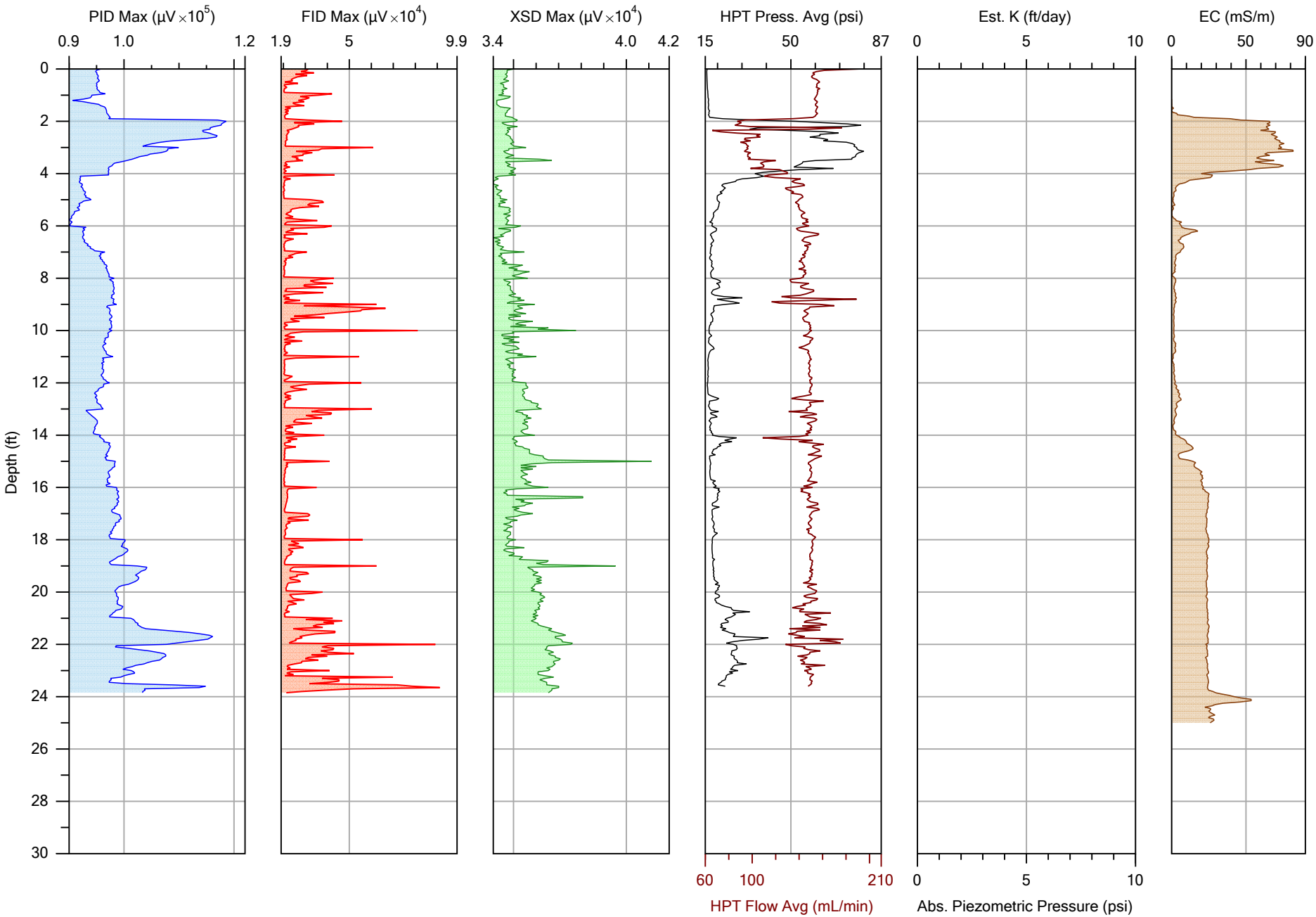

COLUMBIA TECHNOLOGIES

		File: MIP-30.MHP
Company: COLUMBIA Technologies	Operator: AJH	Date: 1/11/2021
Project ID: /M Amphenol Site Supplemental Investigation	Client: IWM	Location: Franklin, IN

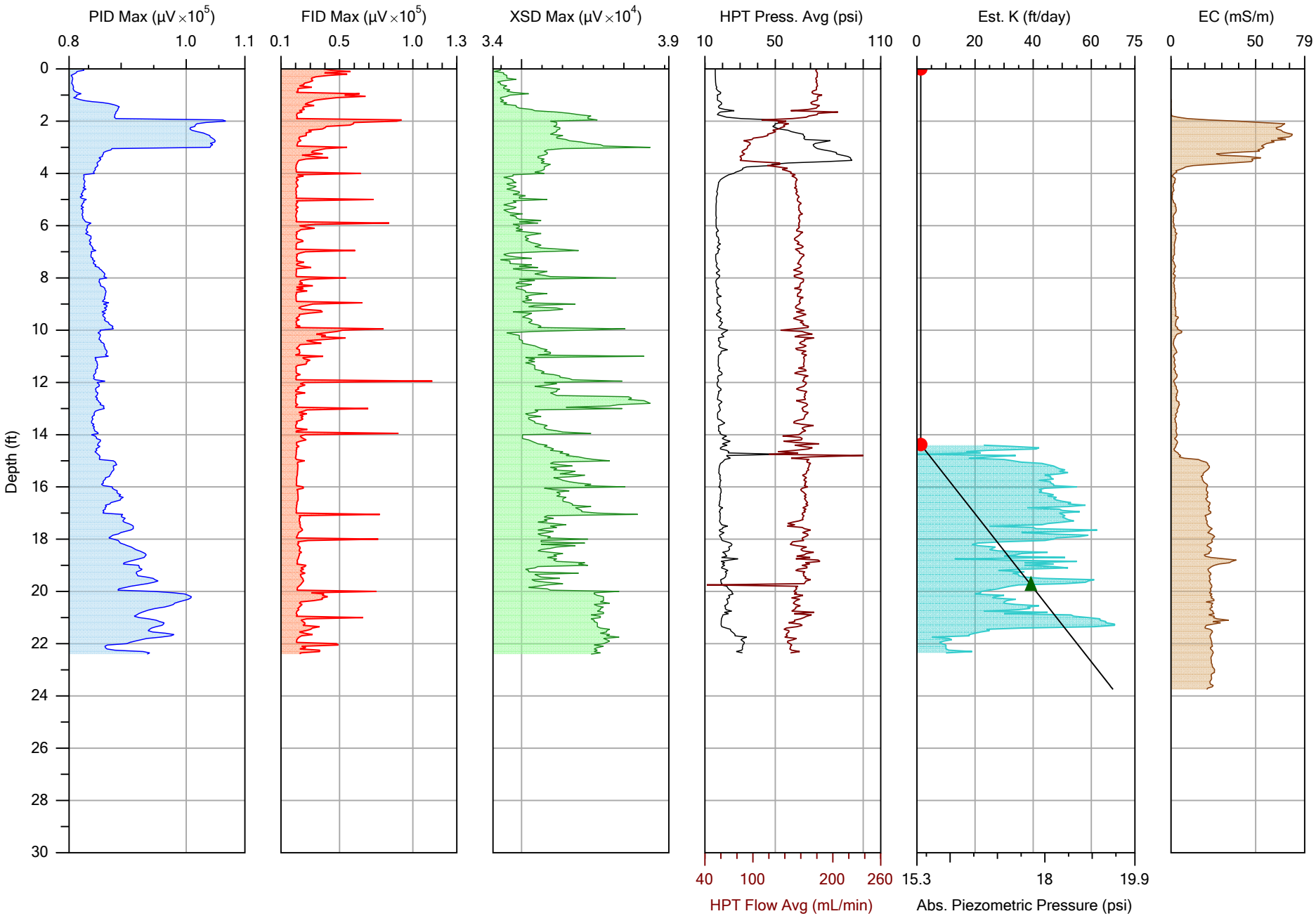

COLUMBIA TECHNOLOGIES

		File: MIP-31.MHP
Company: COLUMBIA Technologies	Operator: AJH	Date: 1/11/2021
Project ID: /M Amphenol Site Supplemental Investigation	Client: IWM	Location: Franklin, IN

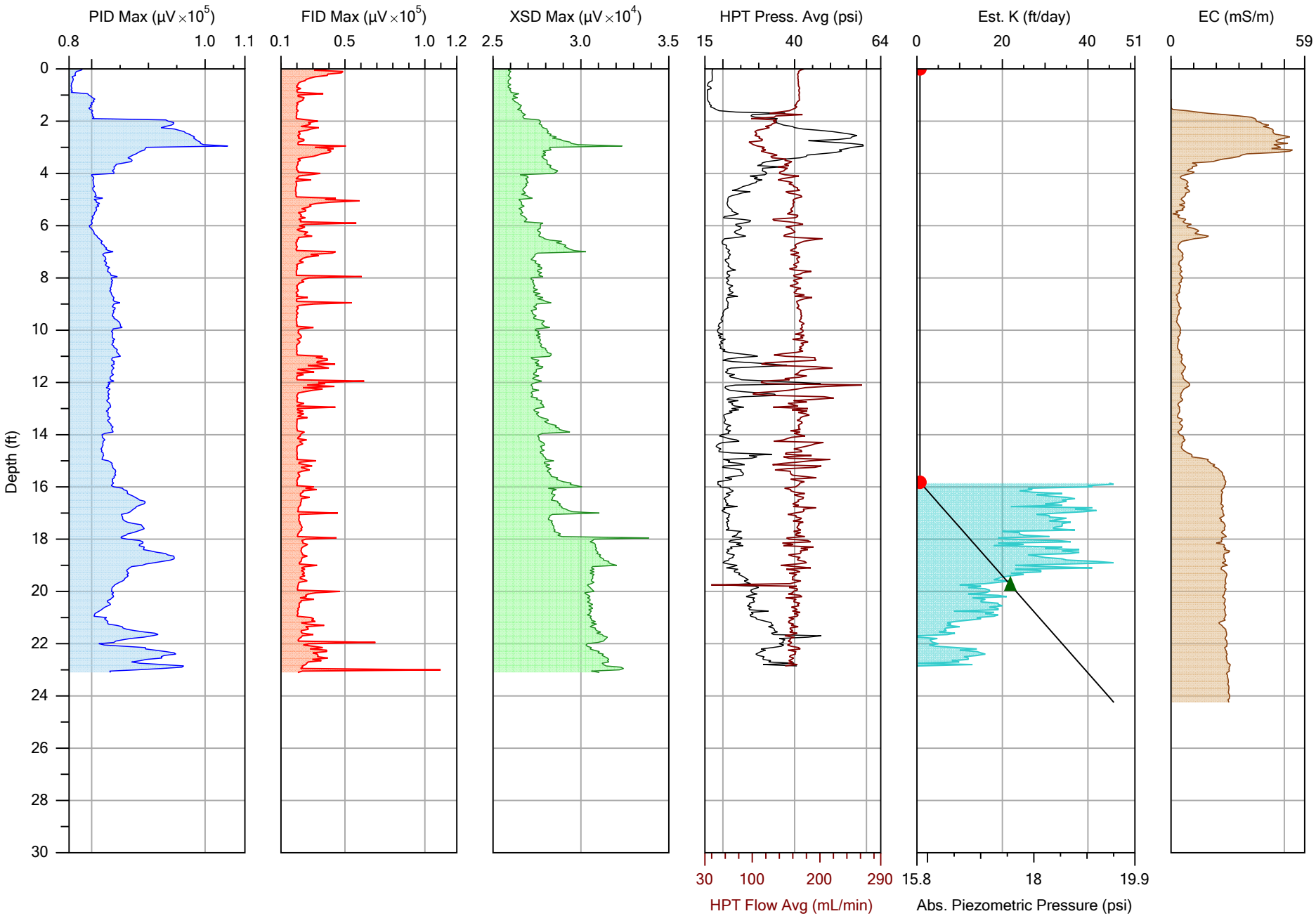

COLUMBIA TECHNOLOGIES

		File: MIP-32.MHP
Company: COLUMBIA Technologies	Operator: AJH	Date: 1/11/2021
Project ID: /M Amphenol Site Supplemental Investigation	Client: IWM	Location: Franklin, IN

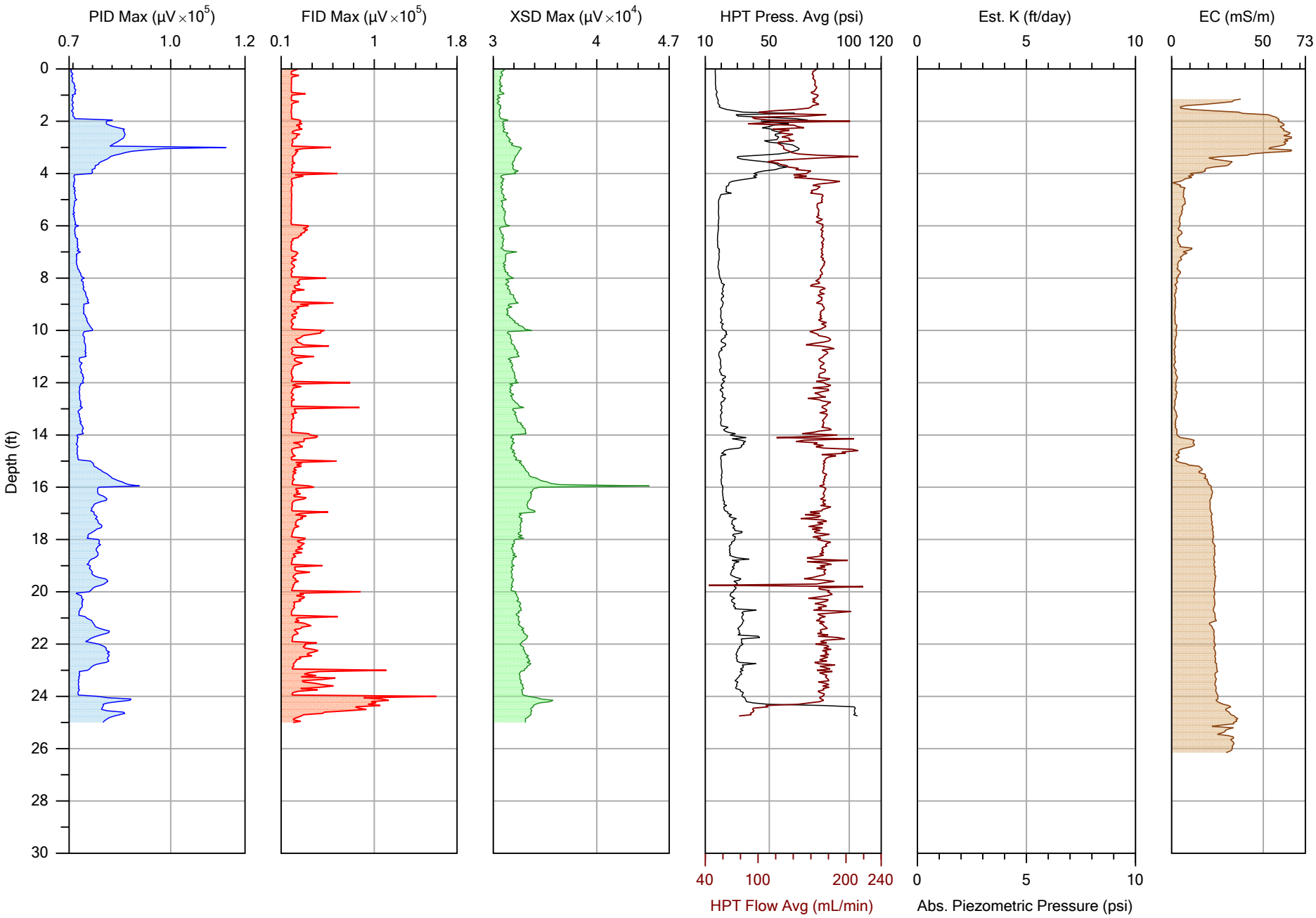

COLUMBIA TECHNOLOGIES

		File: MIP-33.MHP
Company: COLUMBIA Technologies	Operator: AJH	Date: 1/12/2021
Project ID: /M Amphenol Site Supplemental Investigation	Client: IWM	Location: Franklin, IN

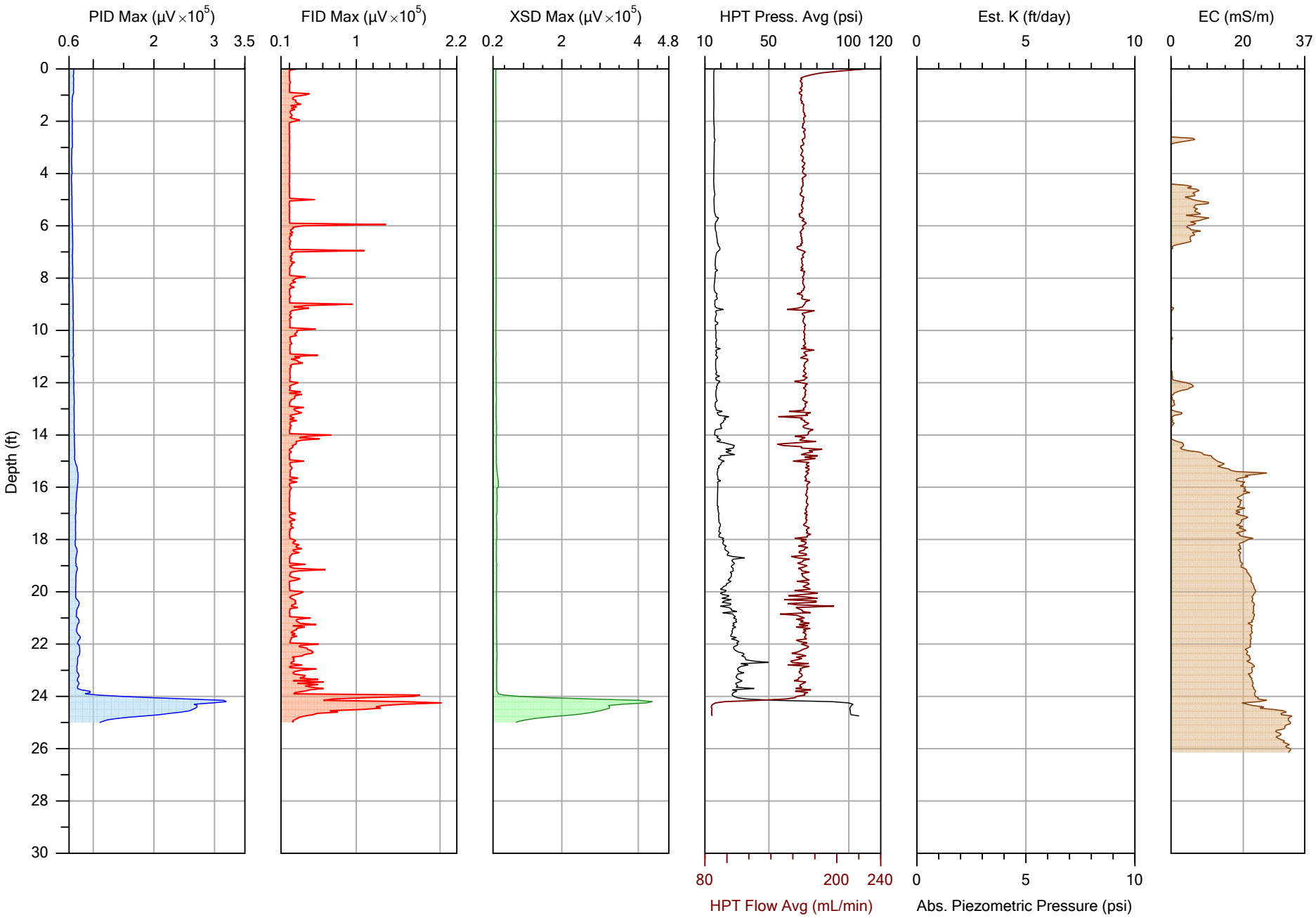

COLUMBIA TECHNOLOGIES

		File: MIP-34.MHP
Company: COLUMBIA Technologies	Operator: AJH	Date: 1/12/2021
Project ID: /M Amphenol Site Supplemental Investigation	Client: IWM	Location: Franklin, IN

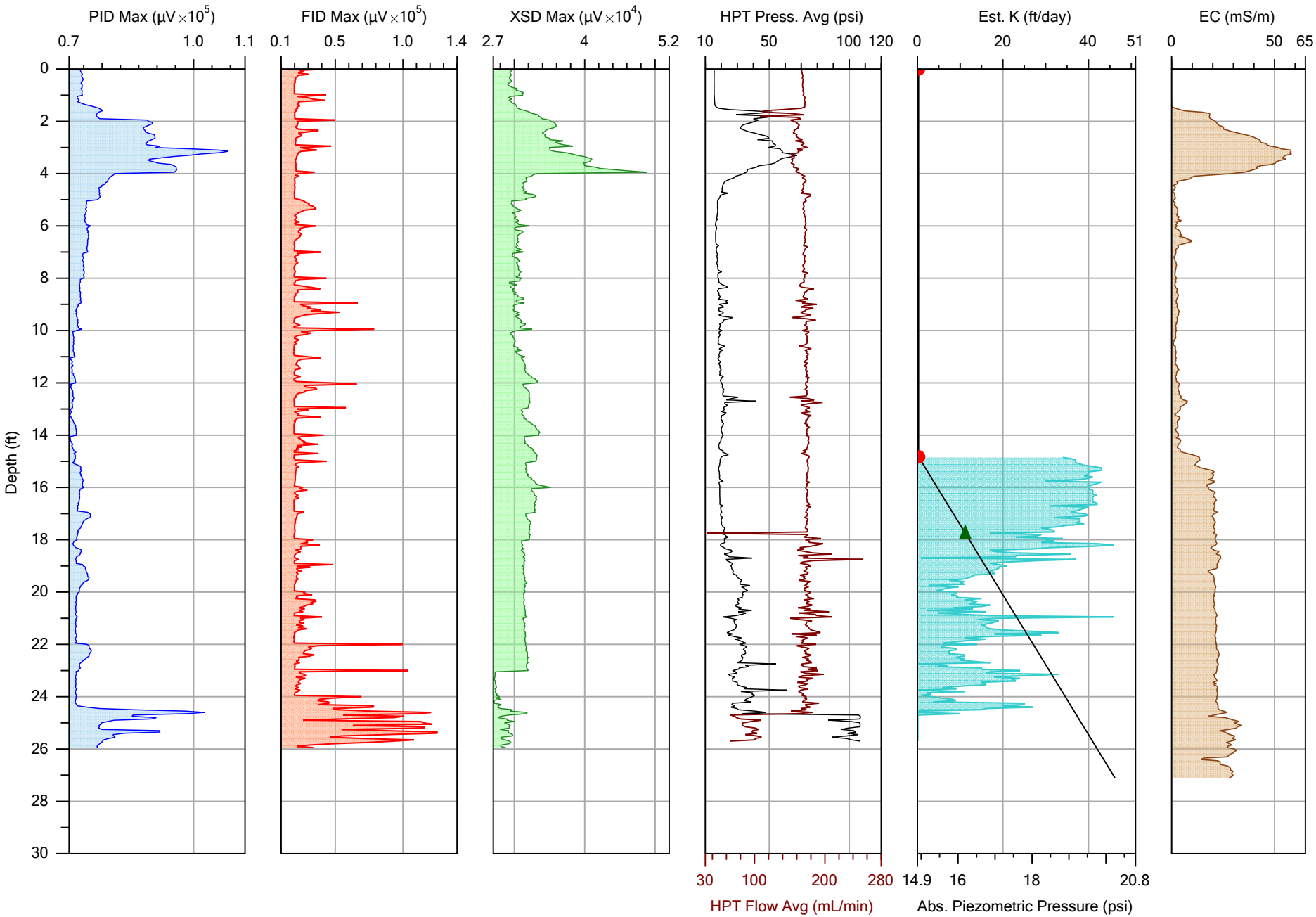

COLUMBIA TECHNOLOGIES

		File: MIP-35.MHP
Company: COLUMBIA Technologies	Operator: AJH	Date: 1/12/2021
Project ID: /M Amphenol Site Supplemental Investigation	Client: IWM	Location: Franklin, IN

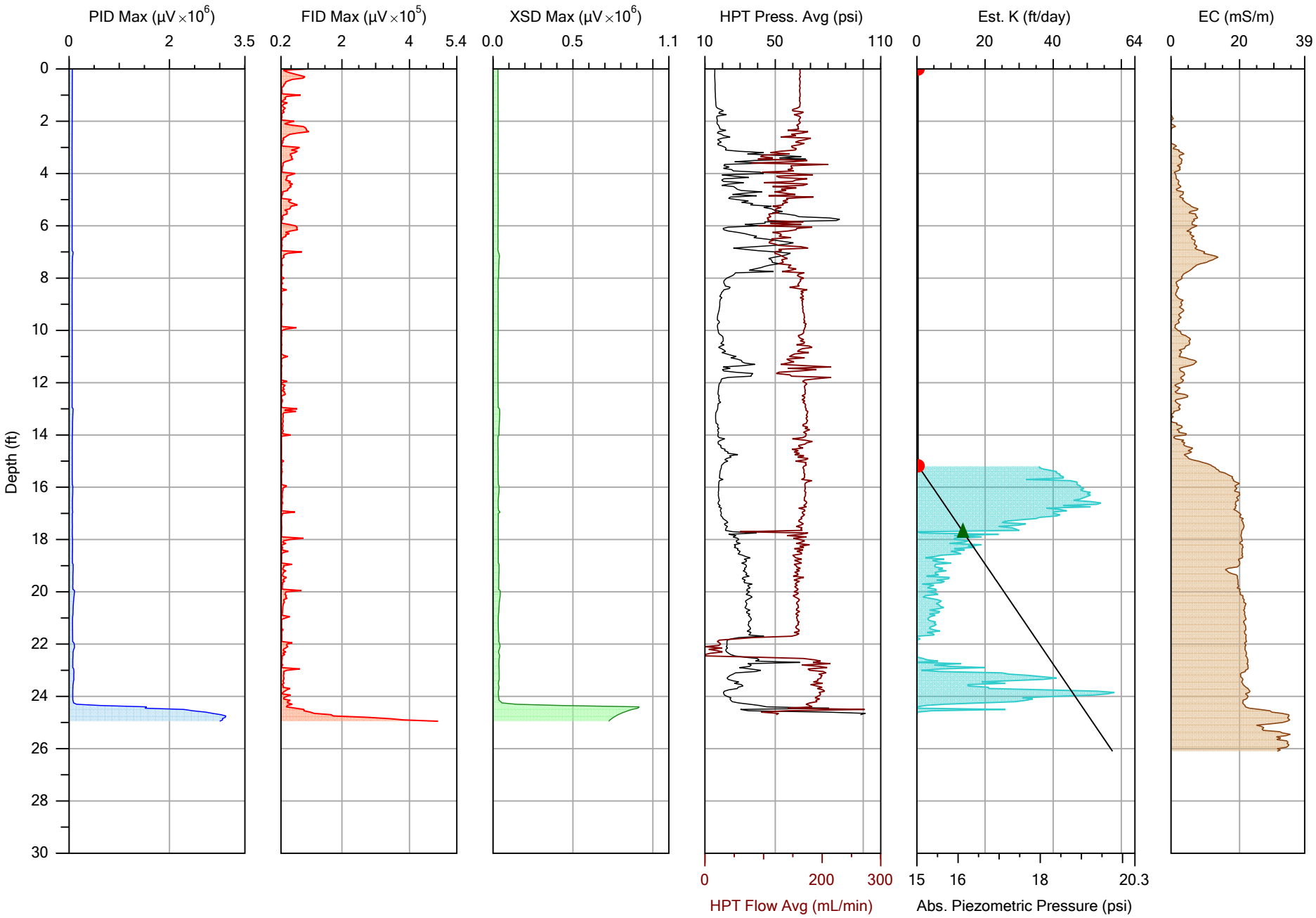

COLUMBIA TECHNOLOGIES

		File: MIP-36.MHP
Company: COLUMBIA Technologies	Operator: AJH	Date: 1/12/2021
Project ID: /M Amphenol Site Supplemental Investigation	Client: IWM	Location: Franklin, IN

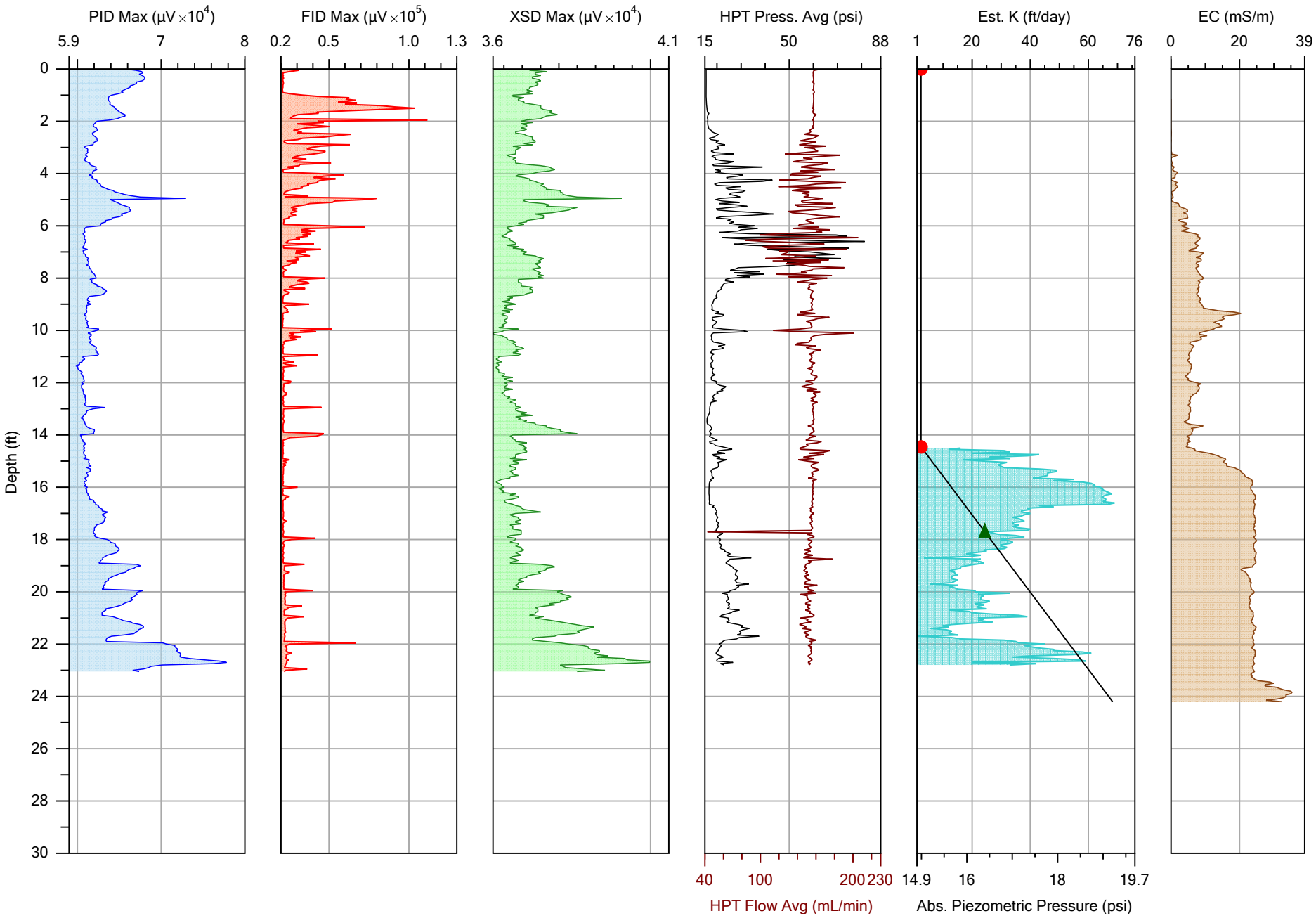

COLUMBIA TECHNOLOGIES

		File: MIP-37.MHP
Company: COLUMBIA Technologies	Operator: AJH	Date: 1/12/2021
Project ID: /M Amphenol Site Supplemental Investigation	Client: IWM	Location: Franklin, IN

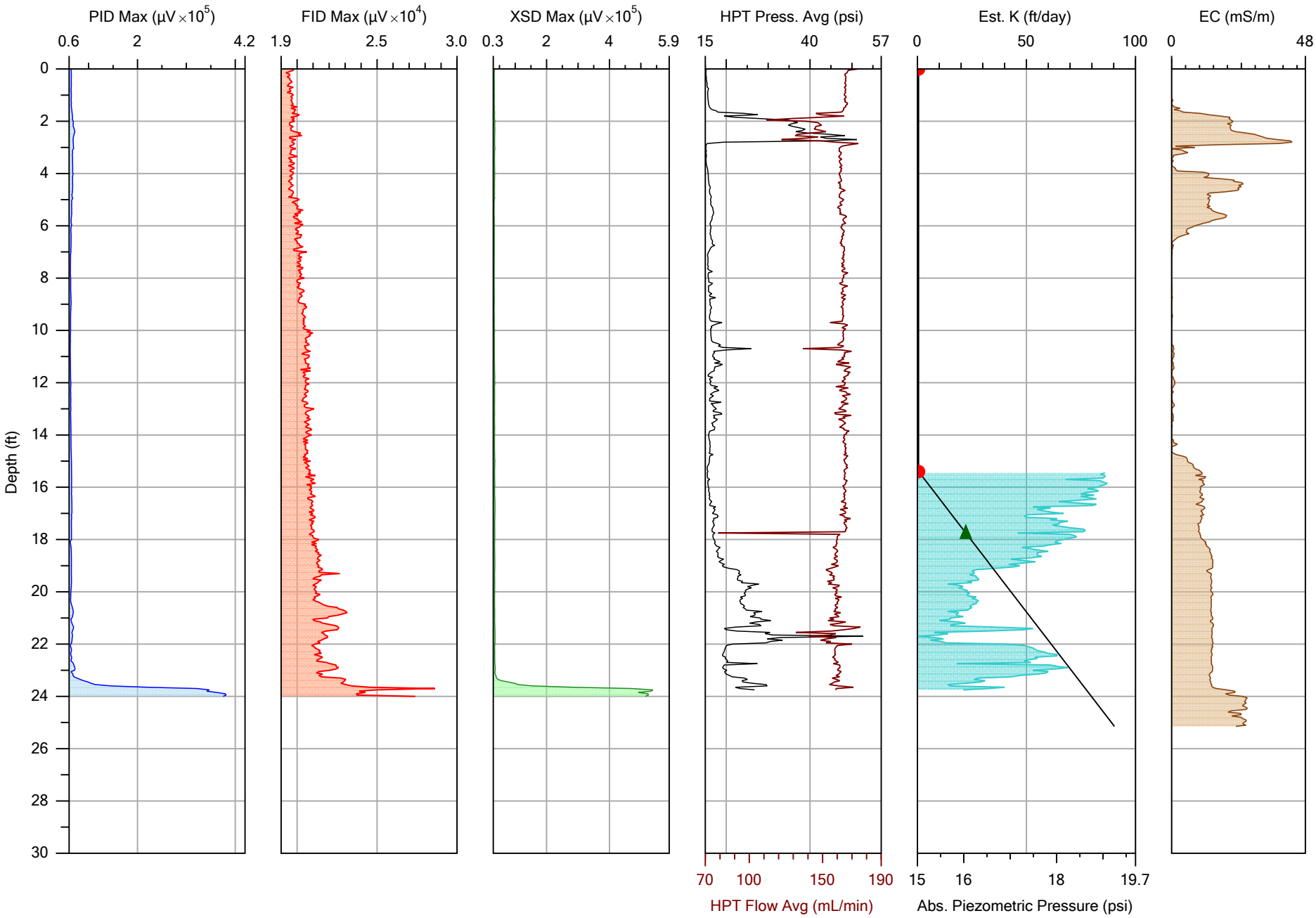

COLUMBIA TECHNOLOGIES

		File: MIP-38.MHP
Company: COLUMBIA Technologies	Operator: AJH	Date: 1/13/2021
Project ID: /M Amphenol Site Supplemental Investigation	Client: IWM	Location: Franklin, IN

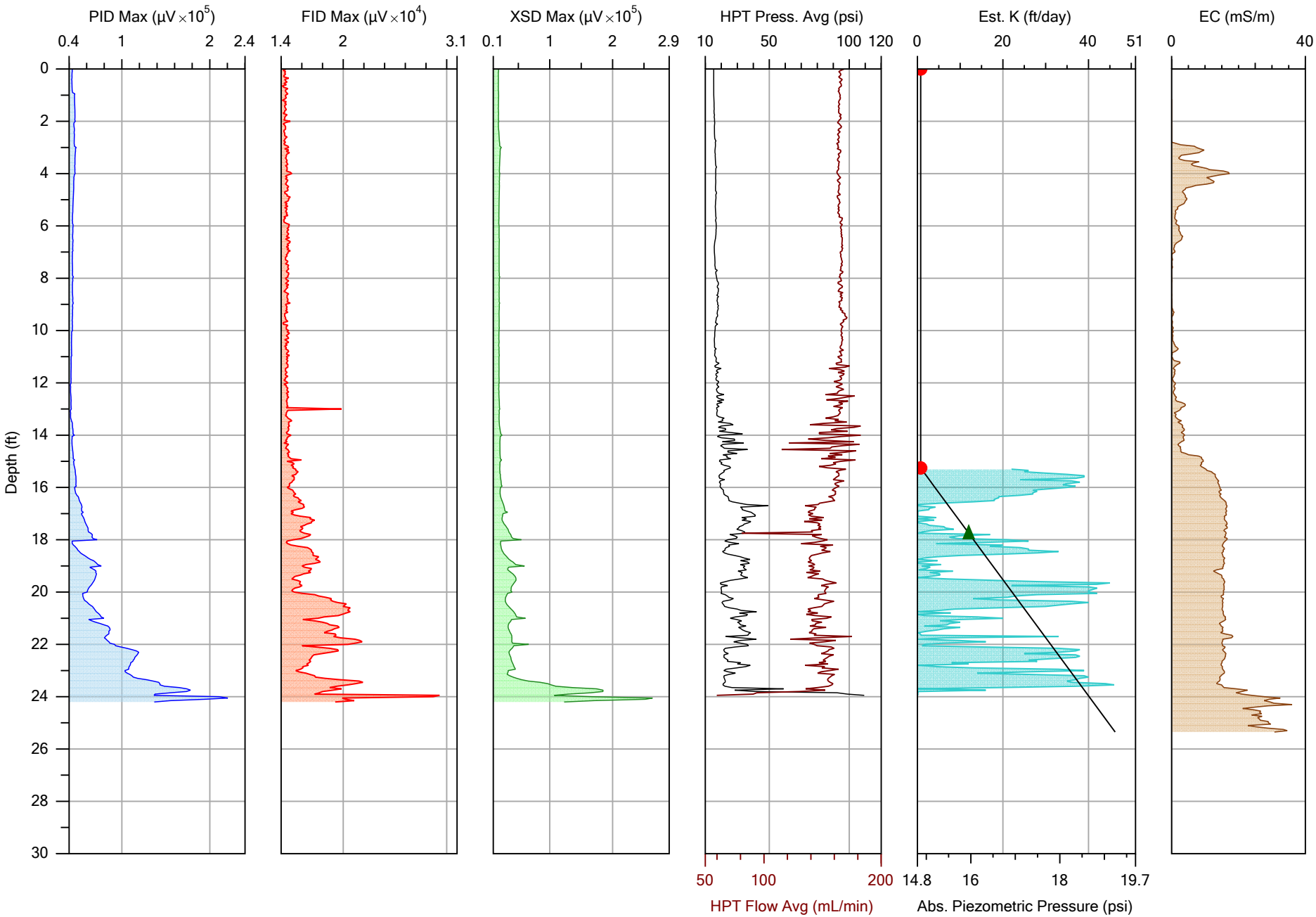

COLUMBIA TECHNOLOGIES

		File: MIP-39.MHP
Company: COLUMBIA Technologies	Operator: AJH	Date: 1/13/2021
Project ID: /M Amphenol Site Supplemental Investigation	Client: IWM	Location: Franklin, IN

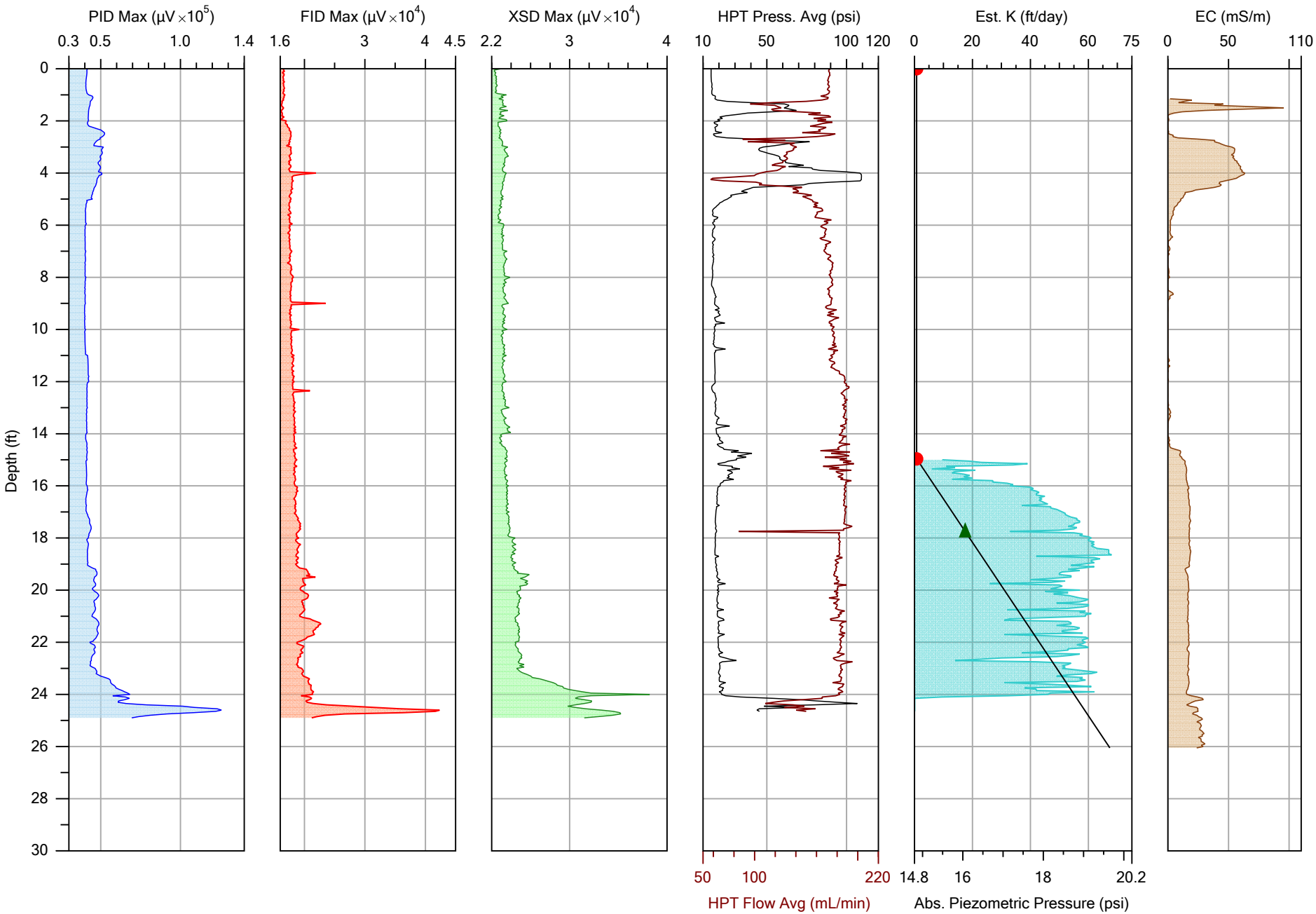

COLUMBIA TECHNOLOGIES

		File: MIP-40.MHP
Company: COLUMBIA Technologies	Operator: AJH	Date: 1/13/2021
Project ID: /M Amphenol Site Supplemental Investigation	Client: IWM	Location: Franklin, IN

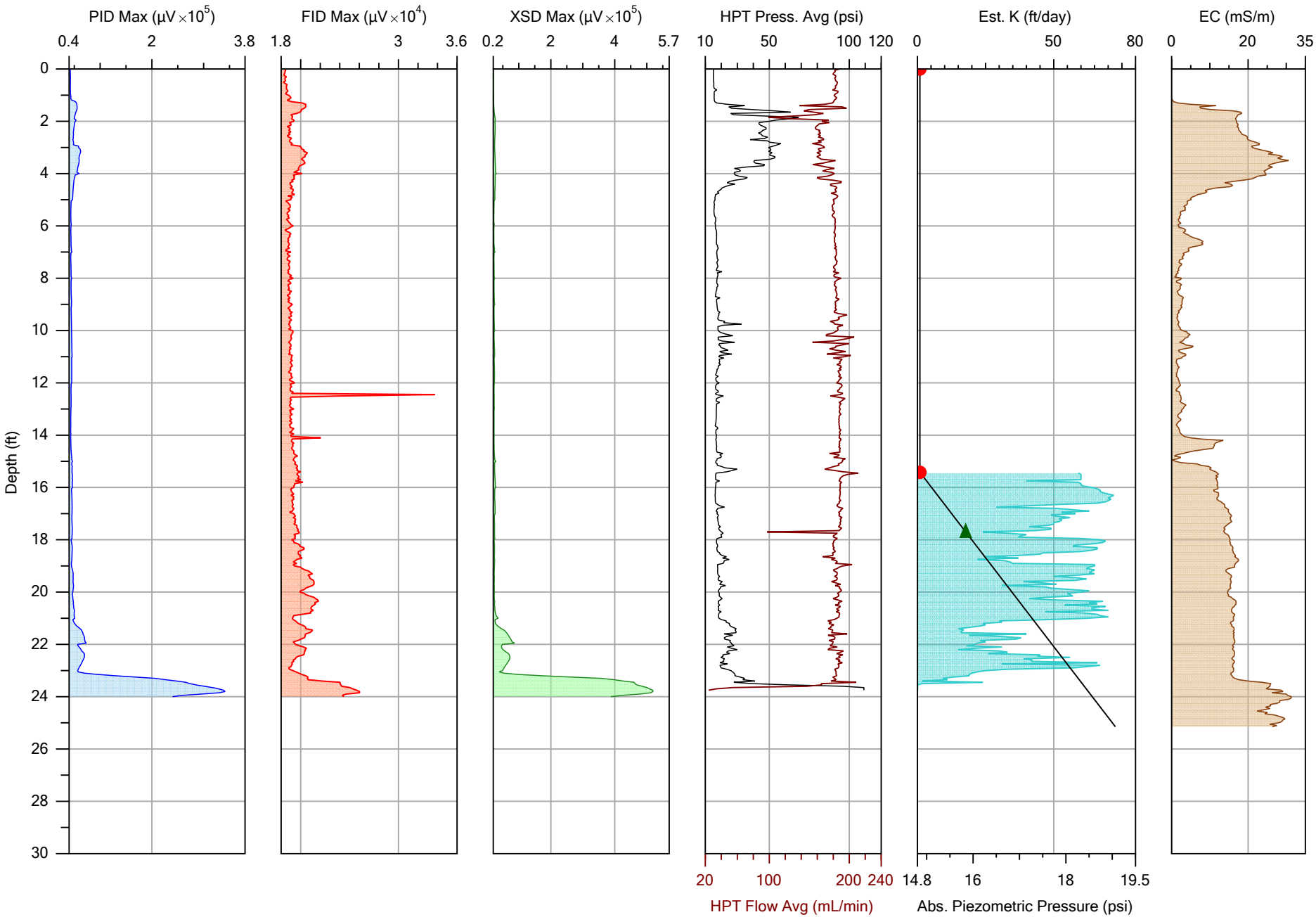

COLUMBIA TECHNOLOGIES

		File: MIP-41.MHP
Company: COLUMBIA Technologies	Operator: AJH	Date: 1/13/2021
Project ID: /M Amphenol Site Supplemental Investigation	Client: IWM	Location: Franklin, IN

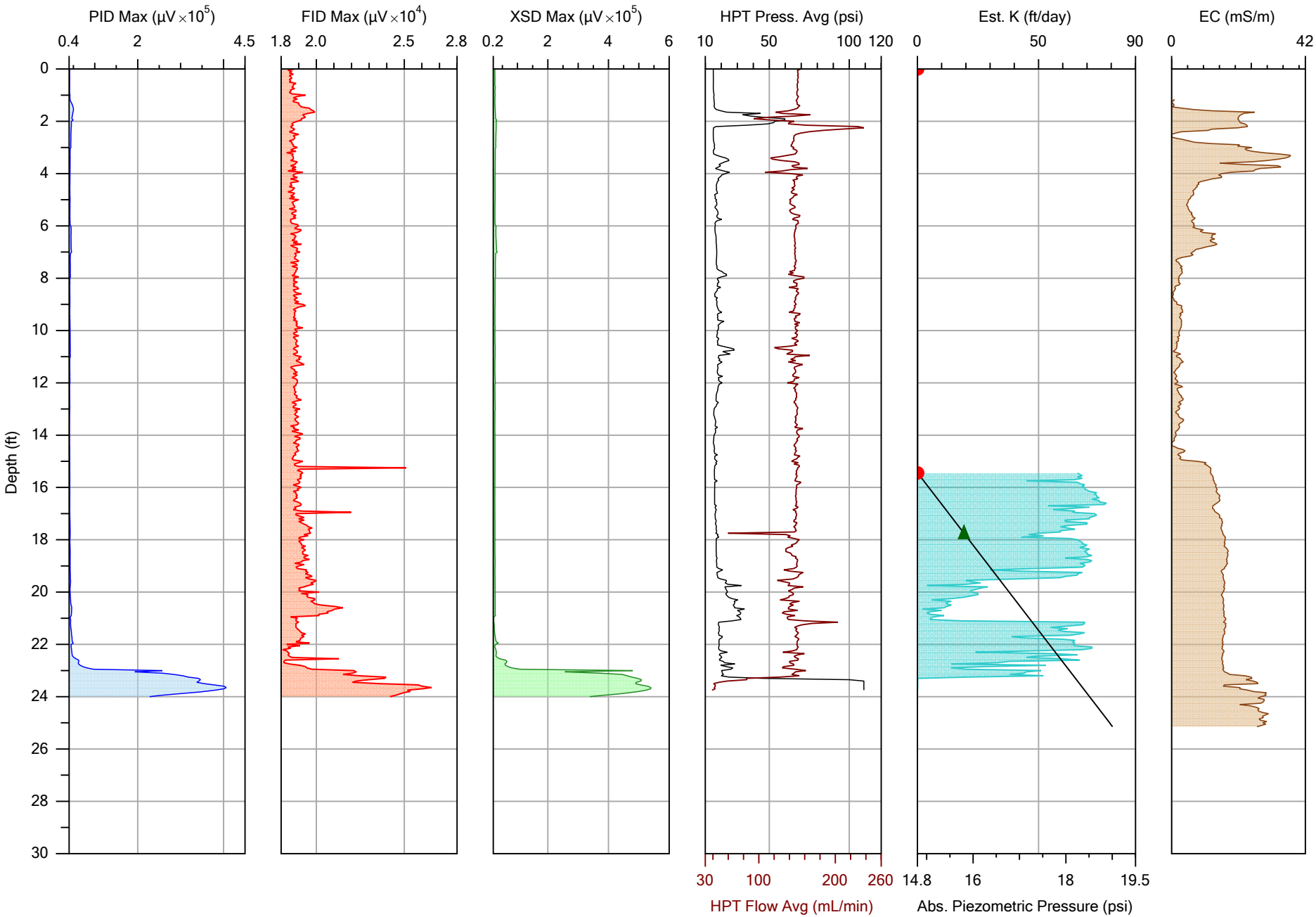

COLUMBIA TECHNOLOGIES

		File: MIP-42.MHP
Company: COLUMBIA Technologies	Operator: AJH	Date: 1/13/2021
Project ID: /M Amphenol Site Supplemental Investigation	Client: IWM	Location: Franklin, IN

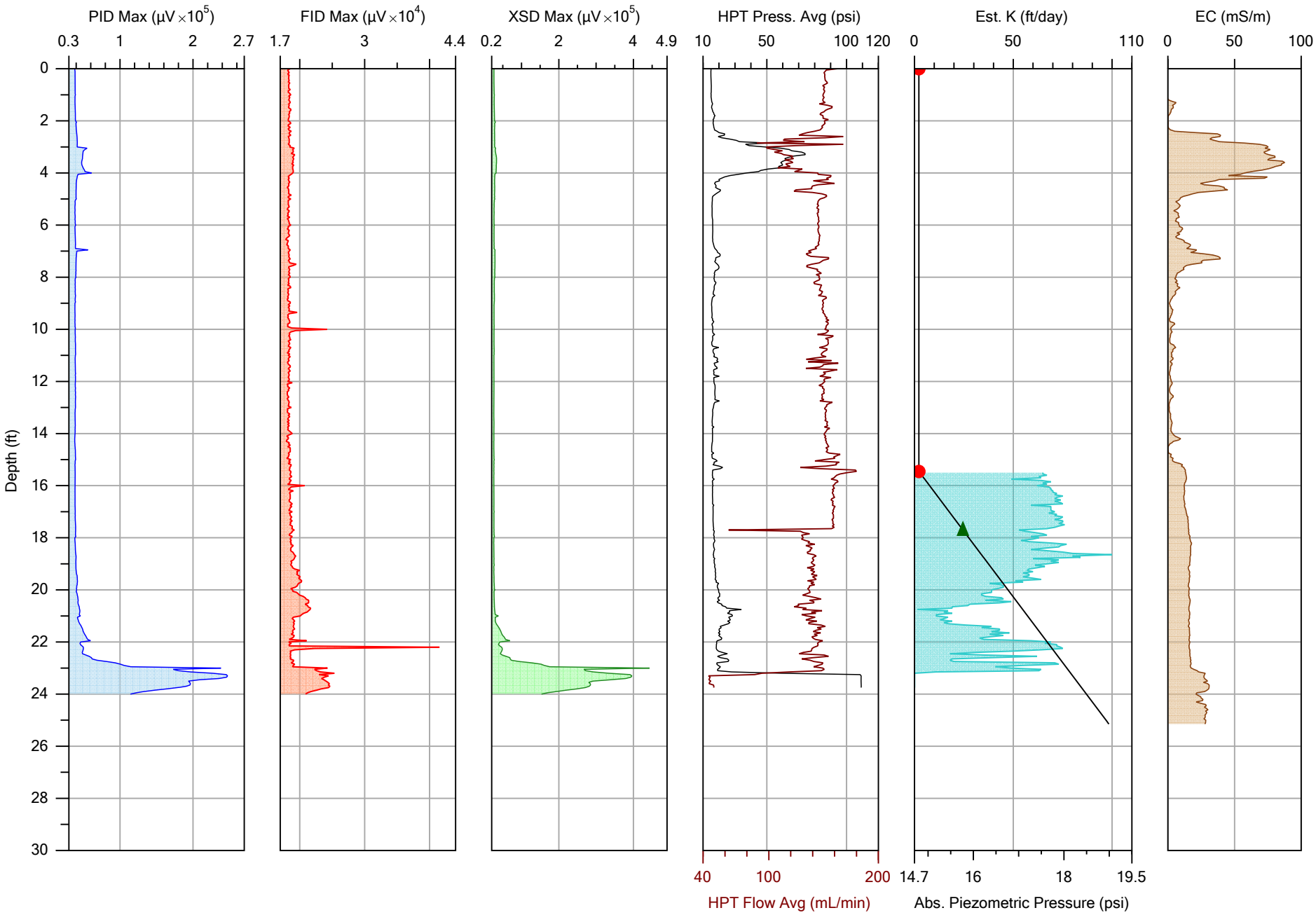

COLUMBIA TECHNOLOGIES

		File: MIP-43.MHP
Company: COLUMBIA Technologies	Operator: AJH	Date: 1/13/2021
Project ID: /M Amphenol Site Supplemental Investigation	Client: IWM	Location: Franklin, IN

APPENDIX D – Data Logs for Membrane Interface Probe/EC with Hydraulic Profiling Tool (MiHpt) - Collective Scale

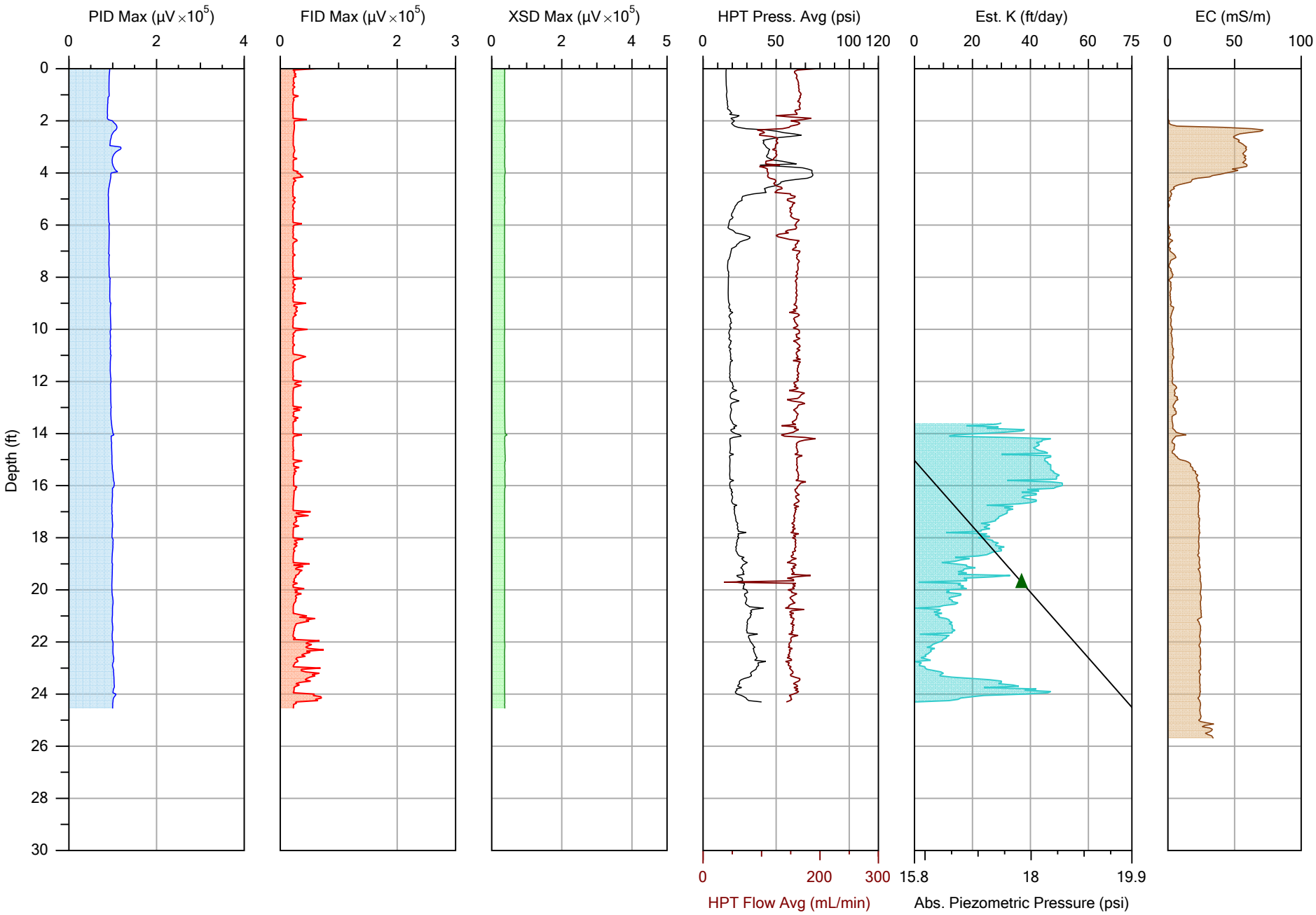

COLUMBIA TECHNOLOGIES

		File: MIP-29.MHP
Company: COLUMBIA Technologies	Operator: AJH	Date: 1/11/2021
Project ID: /M Amphenol Site Supplemental Investigation	Client: IWM	Location: Franklin, IN

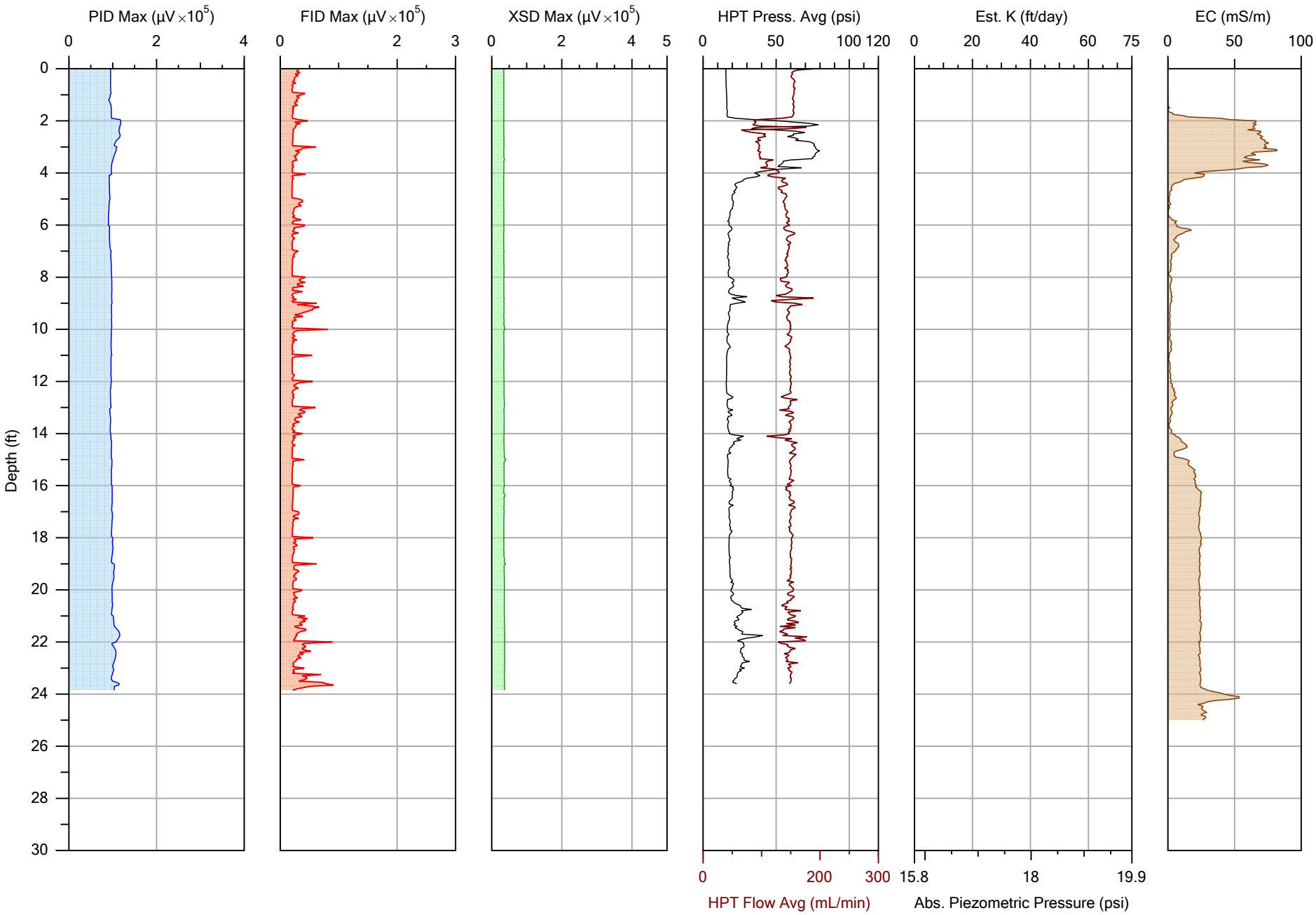

COLUMBIA TECHNOLOGIES

Company: COLUMBIA Technologies	Operator: AJH	File: MIP-30.MHP
		Date: 1/11/2021
Project ID: /M Amphenol Site Supplemental Investigation	Client: IWM	Location: Franklin, IN

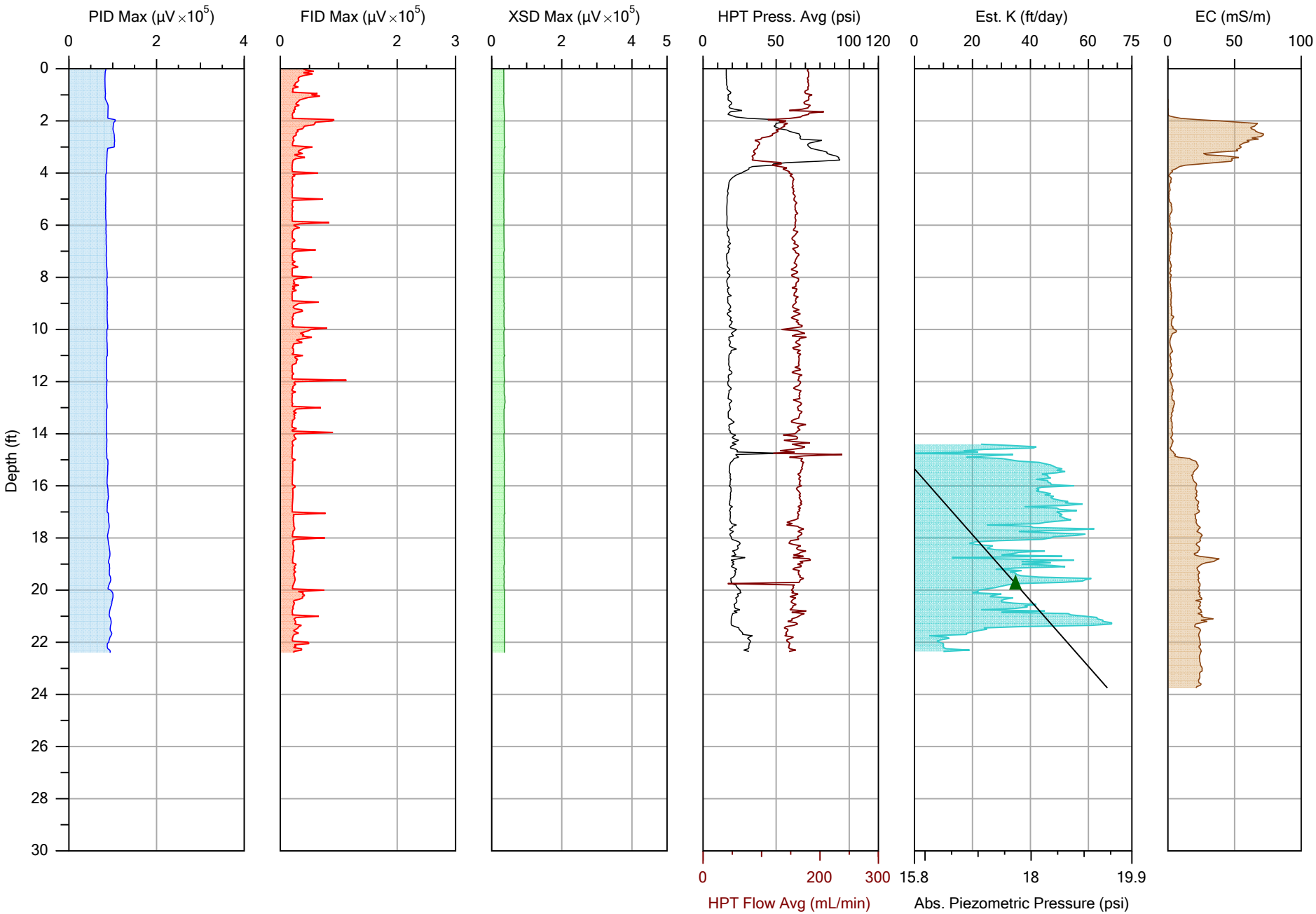

			File: MIP-31.MHP
Company: COLUMBIA Technologies	Operator: AJH		Date: 1/11/2021
Project ID: /M Amphenol Site Supplemental Investigation	Client: IWM		Location: Franklin, IN

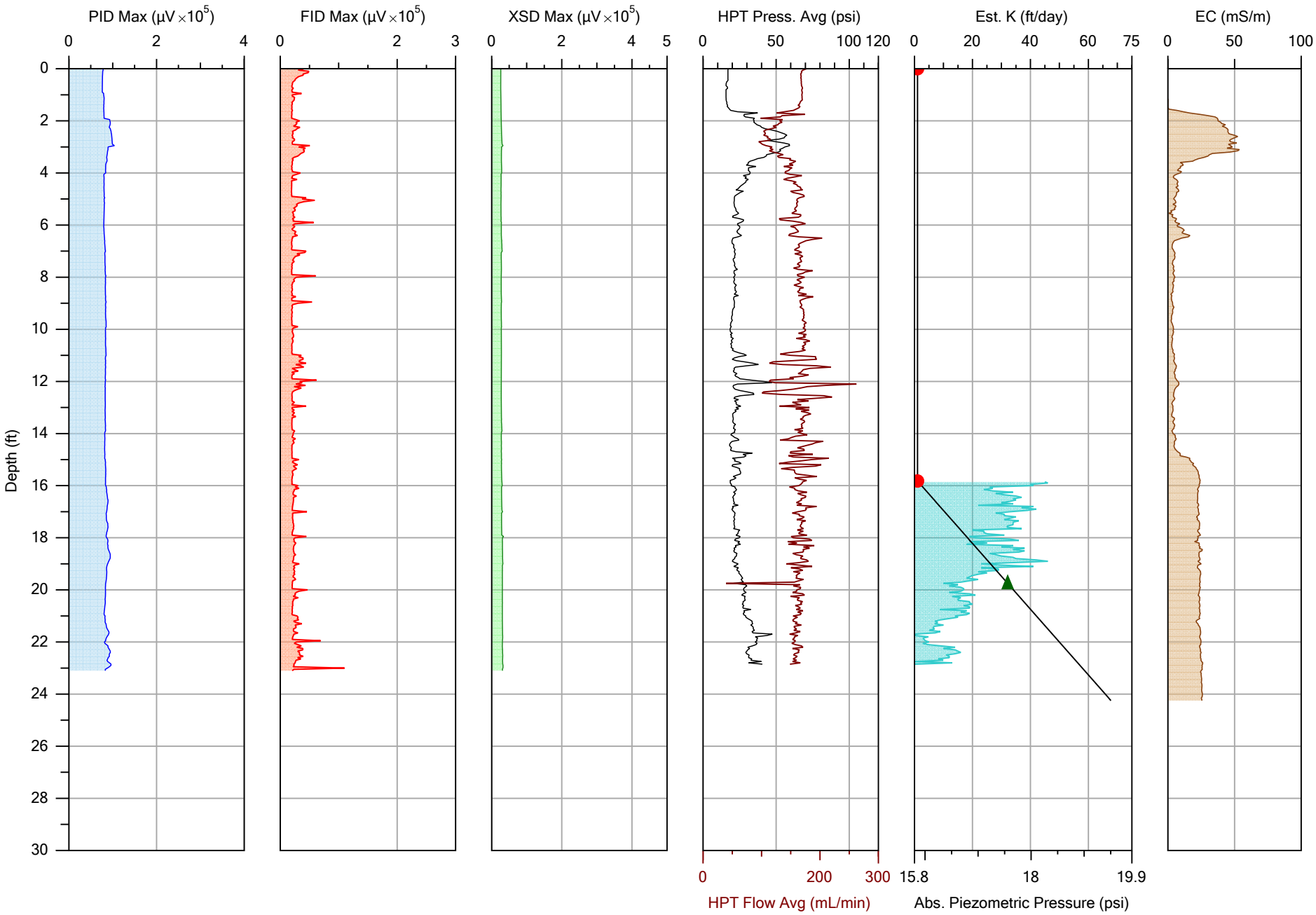

COLUMBIA TECHNOLOGIES

		File: MIP-32.MHP
Company: COLUMBIA Technologies	Operator: AJH	Date: 1/11/2021
Project ID: /M Amphenol Site Supplemental Investigation	Client: IWM	Location: Franklin, IN

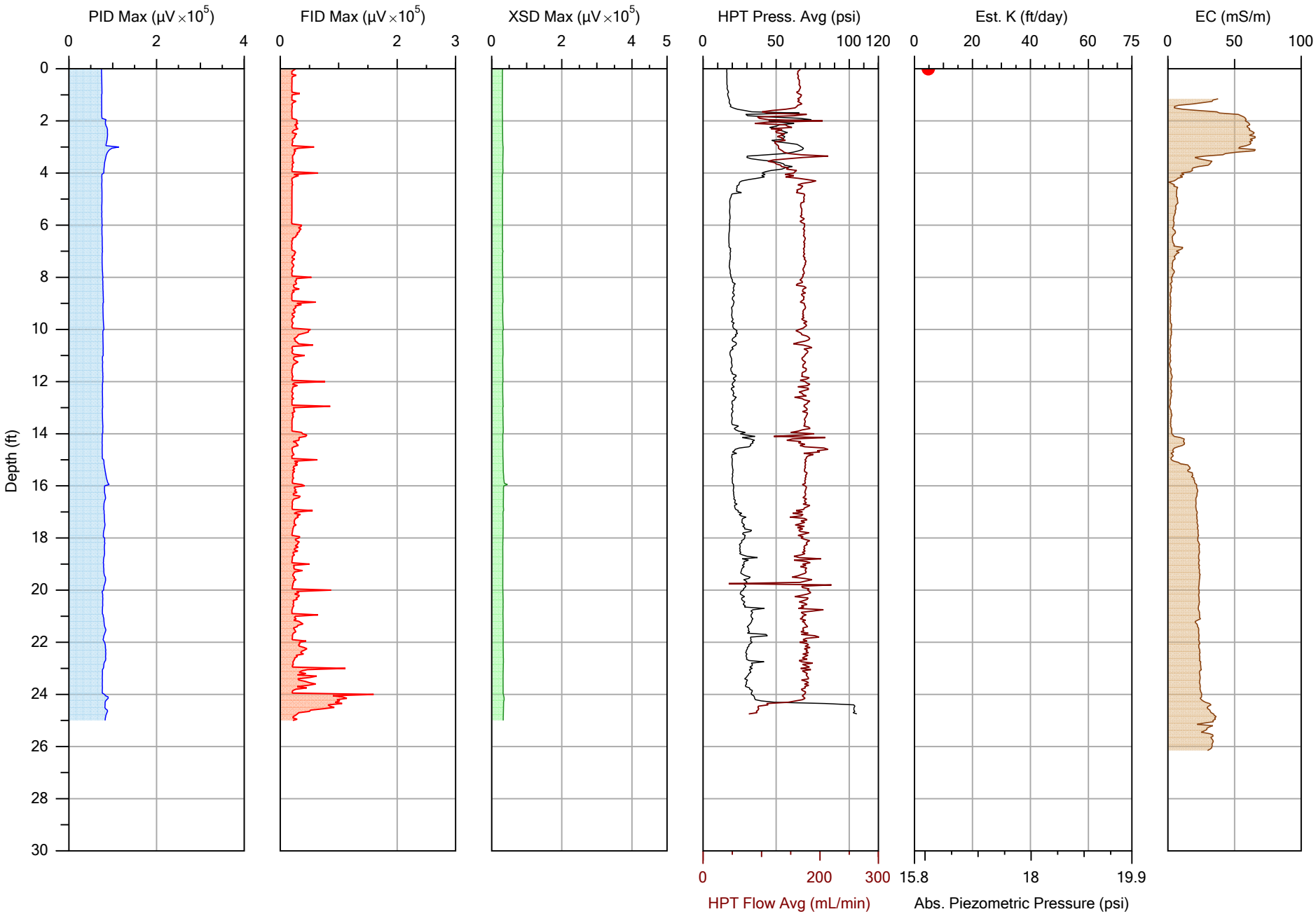

COLUMBIA TECHNOLOGIES

		File: MIP-33.MHP
Company: COLUMBIA Technologies	Operator: AJH	Date: 1/12/2021
Project ID: /M Amphenol Site Supplemental Investigation	Client: IWM	Location: Franklin, IN

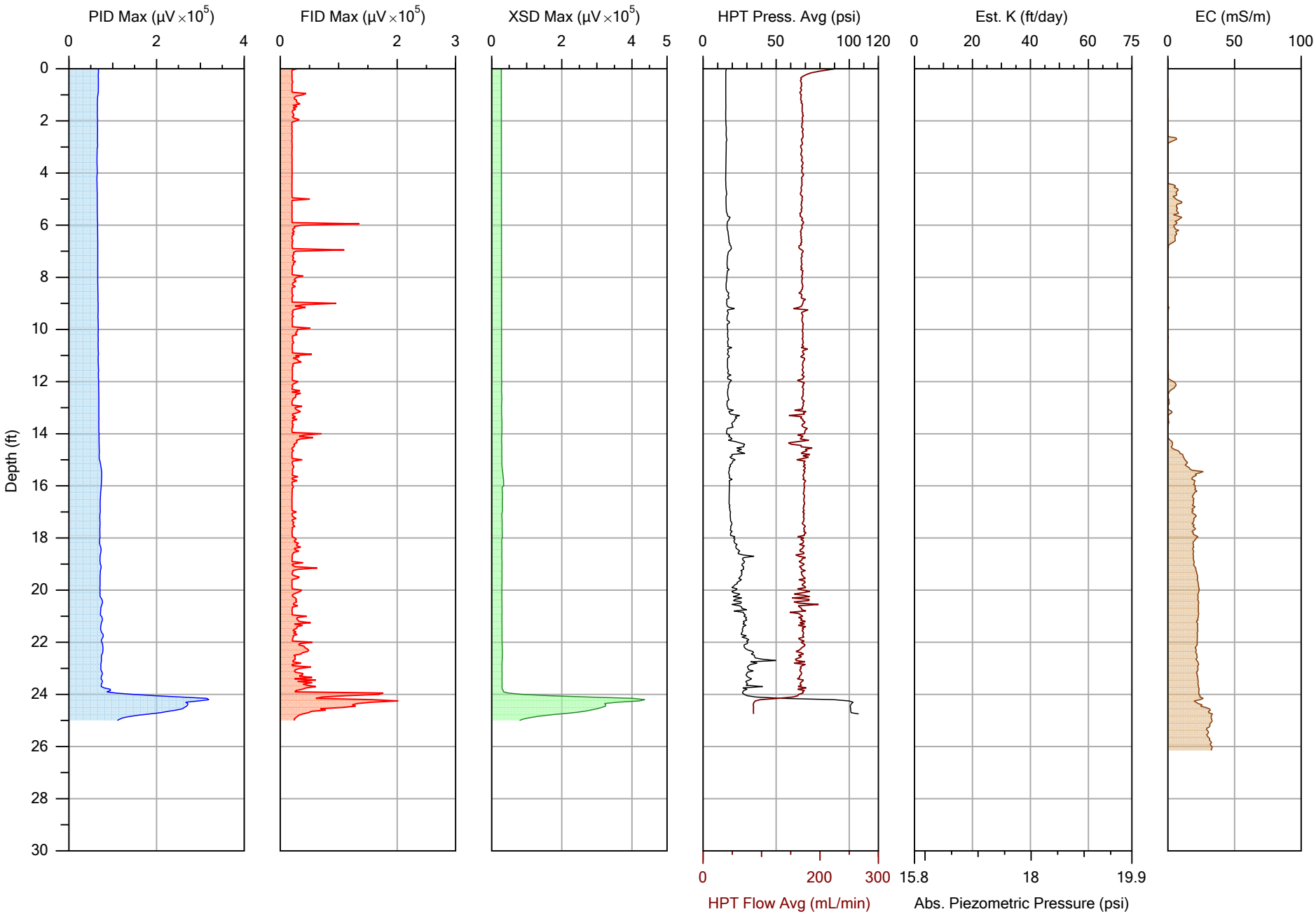

COLUMBIA TECHNOLOGIES

Company: COLUMBIA Technologies	Operator: AJH	File: MIP-34.MHP
		Date: 1/12/2021
Project ID: /M Amphenol Site Supplemental Investigation	Client: IWM	Location: Franklin, IN

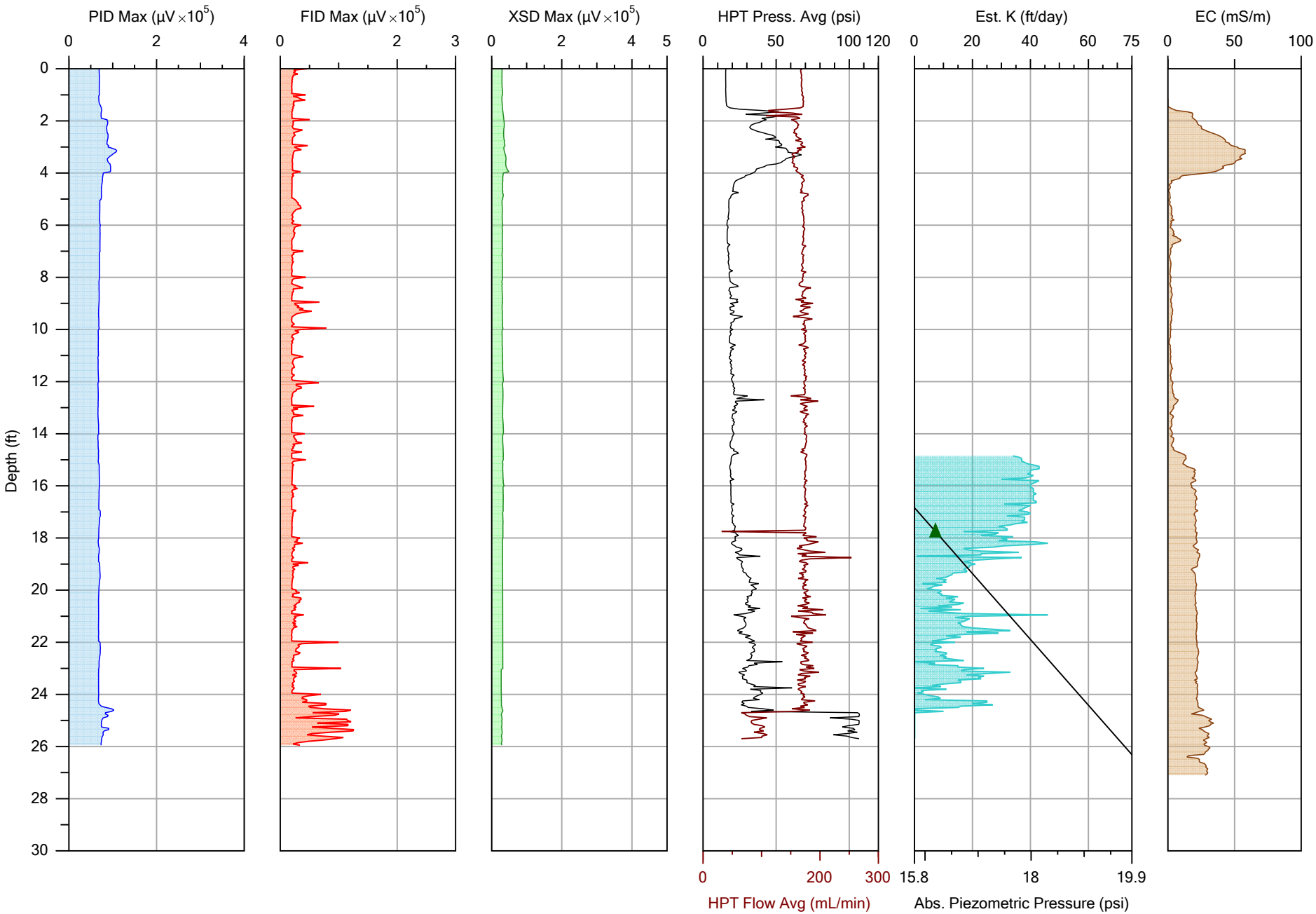

COLUMBIA TECHNOLOGIES

		File: MIP-35.MHP
Company: COLUMBIA Technologies	Operator: AJH	Date: 1/12/2021
Project ID: /M Amphenol Site Supplemental Investigation	Client: IWM	Location: Franklin, IN

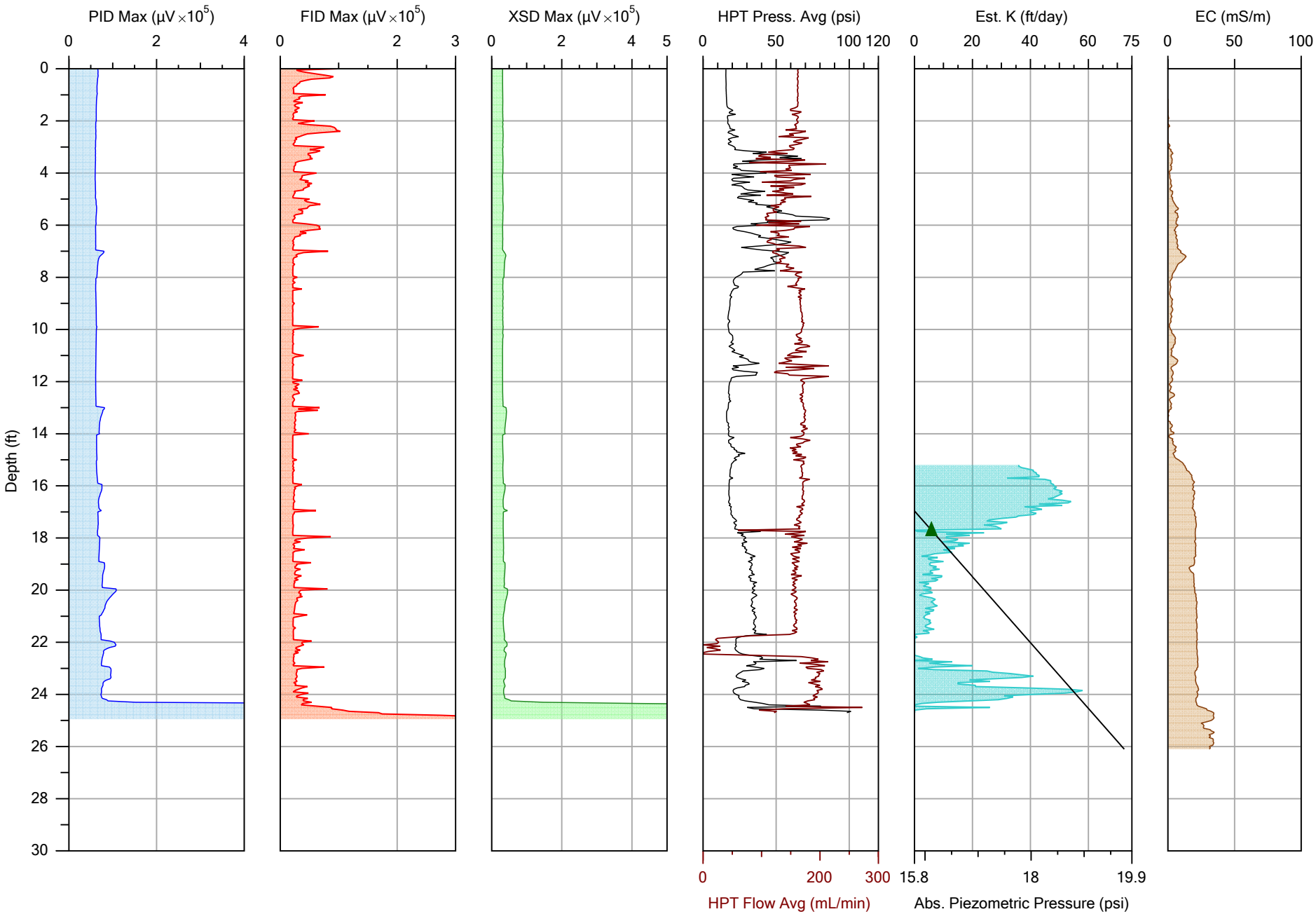

COLUMBIA TECHNOLOGIES

		File: MIP-36.MHP
Company: COLUMBIA Technologies	Operator: AJH	Date: 1/12/2021
Project ID: /M Amphenol Site Supplemental Investigation	Client: IWM	Location: Franklin, IN

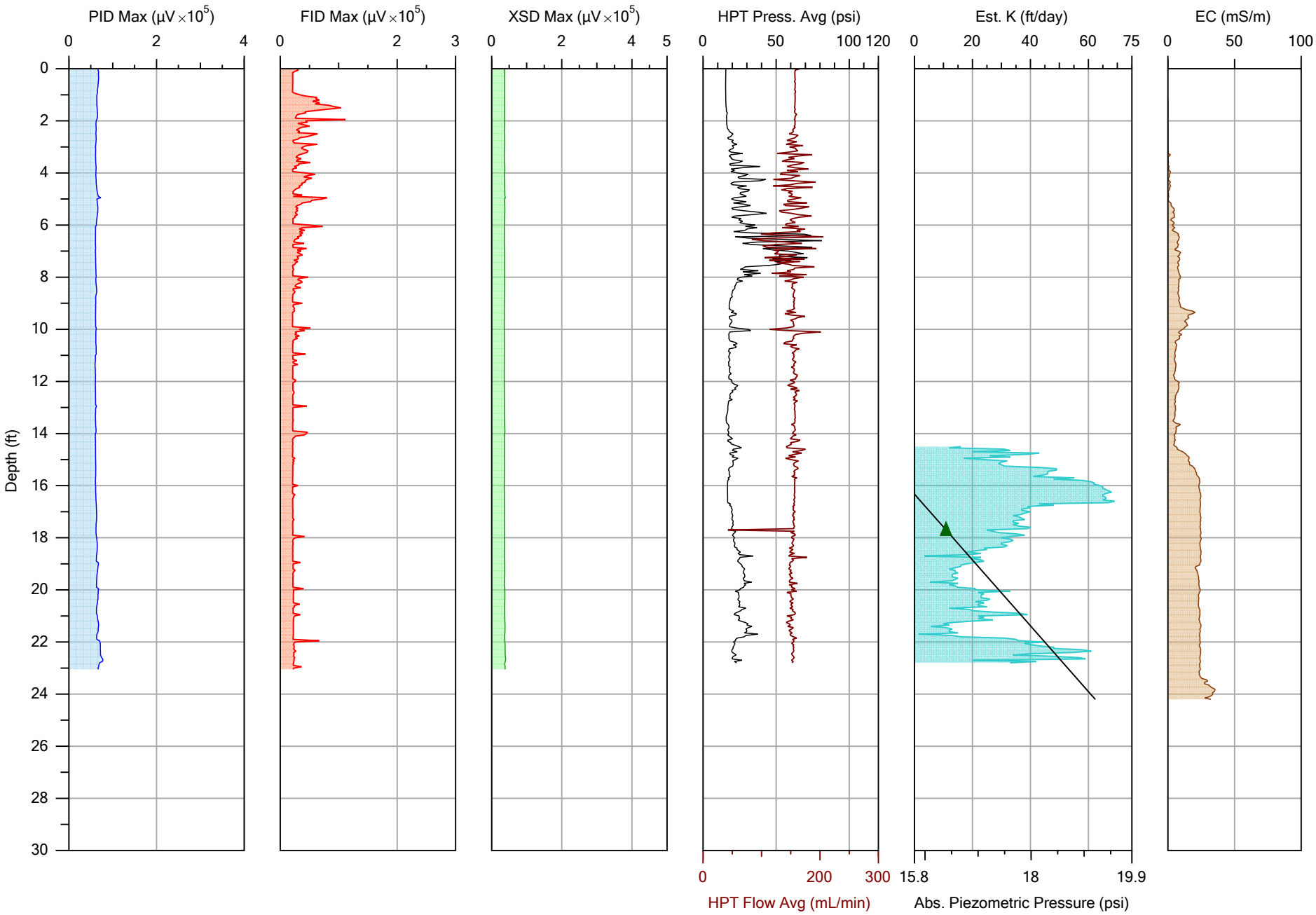

COLUMBIA TECHNOLOGIES

		File: MIP-37.MHP
Company: COLUMBIA Technologies	Operator: AJH	Date: 1/12/2021
Project ID: /M Amphenol Site Supplemental Investigation	Client: IWM	Location: Franklin, IN

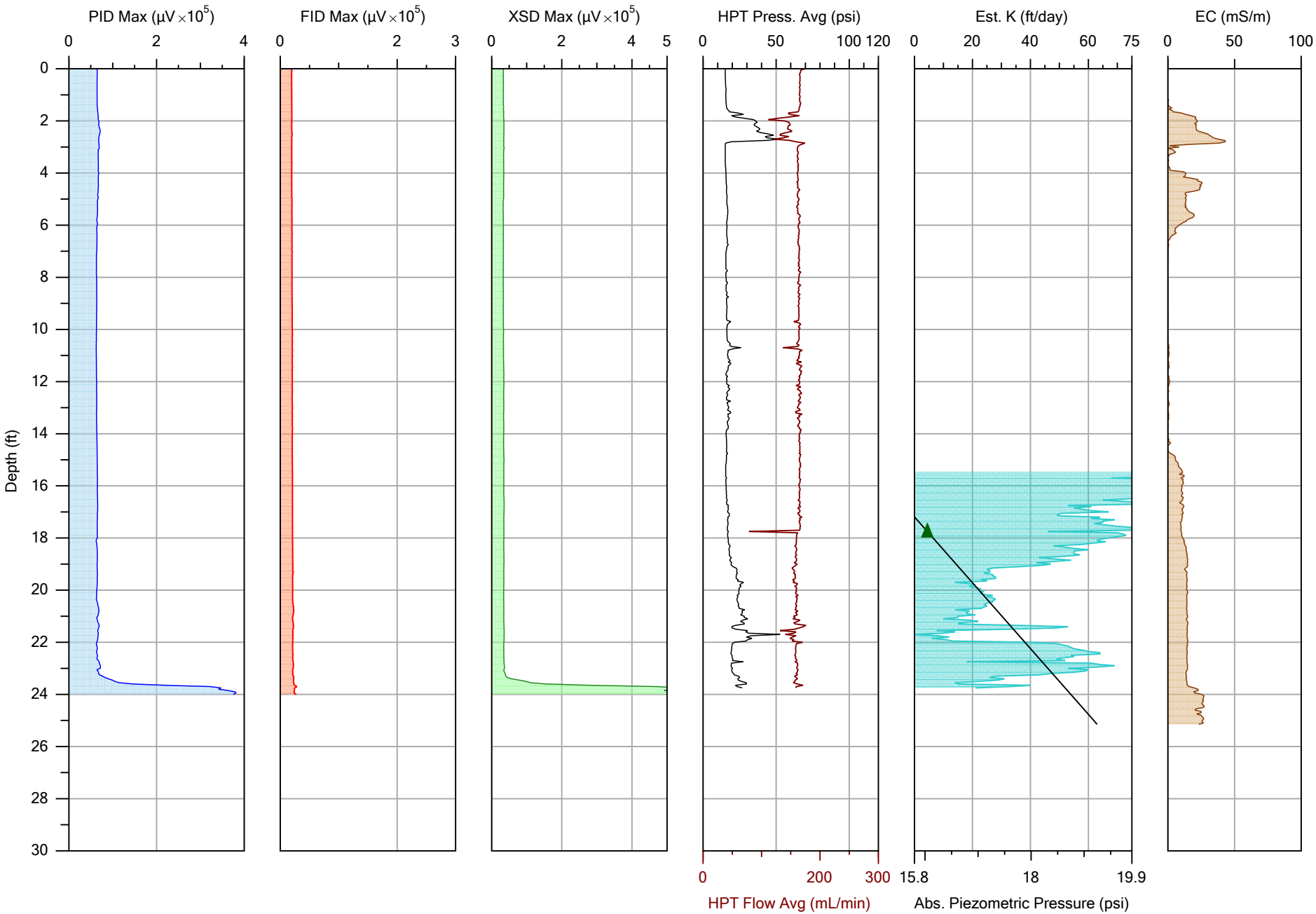

COLUMBIA TECHNOLOGIES

		File: MIP-38.MHP
Company: COLUMBIA Technologies	Operator: AJH	Date: 1/13/2021
Project ID: /M Amphenol Site Supplemental Investigation	Client: IWM	Location: Franklin, IN

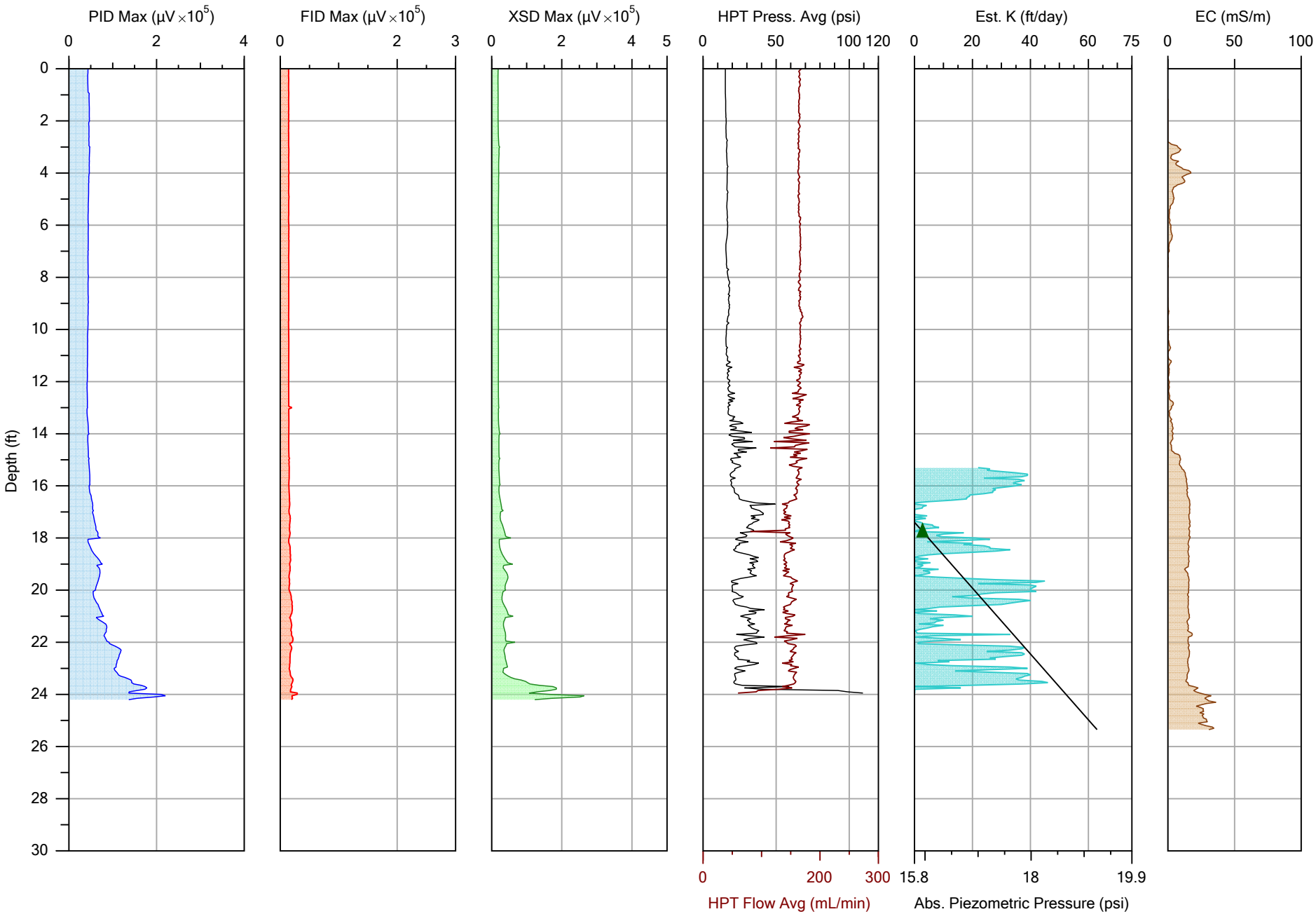

COLUMBIA TECHNOLOGIES

		File: MIP-39.MHP
Company: COLUMBIA Technologies	Operator: AJH	Date: 1/13/2021
Project ID: /M Amphenol Site Supplemental Investigation	Client: IWM	Location: Franklin, IN

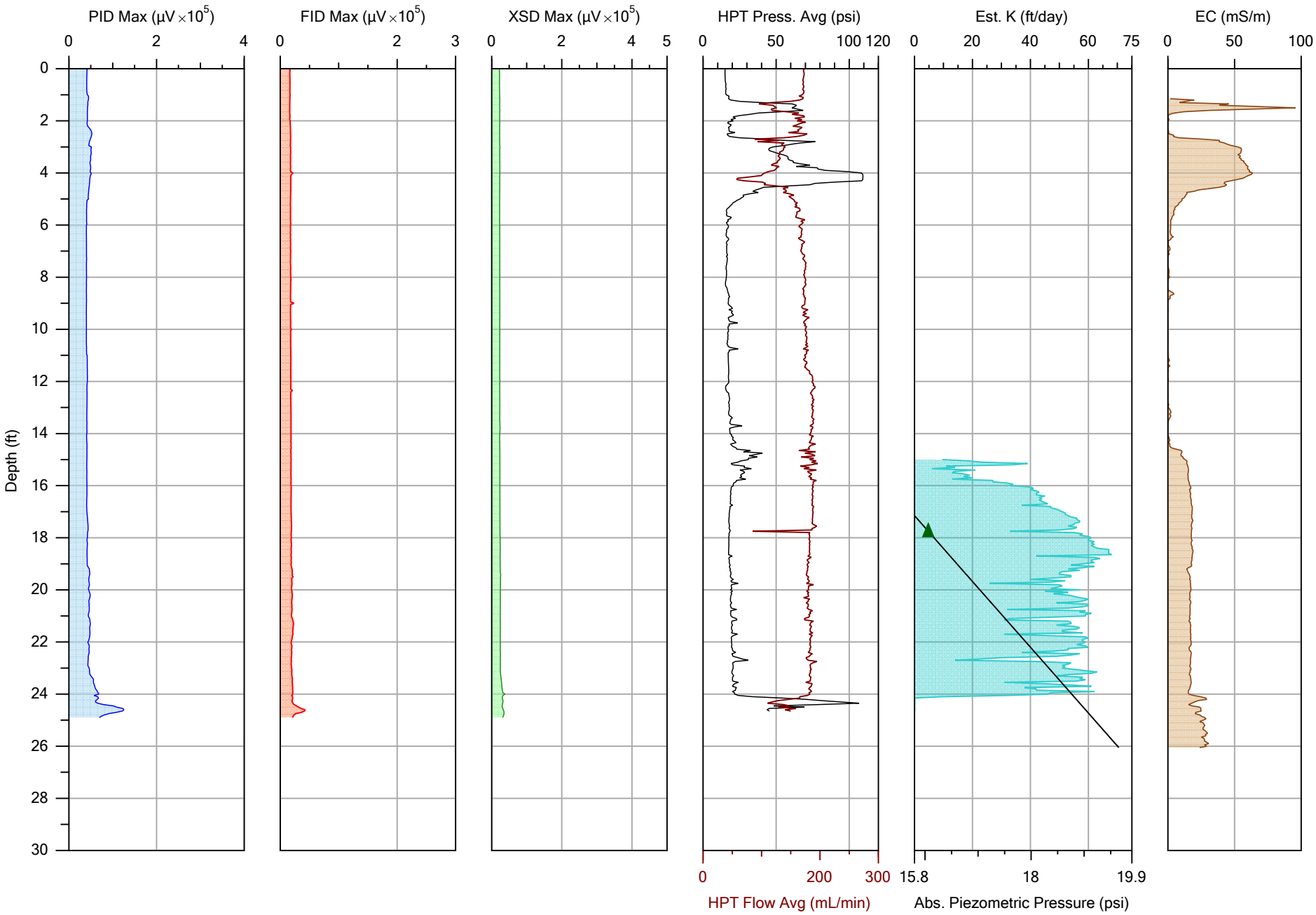

COLUMBIA TECHNOLOGIES

		File: MIP-40.MHP
Company: COLUMBIA Technologies	Operator: AJH	Date: 1/13/2021
Project ID: /M Amphenol Site Supplemental Investigation	Client: IWM	Location: Franklin, IN

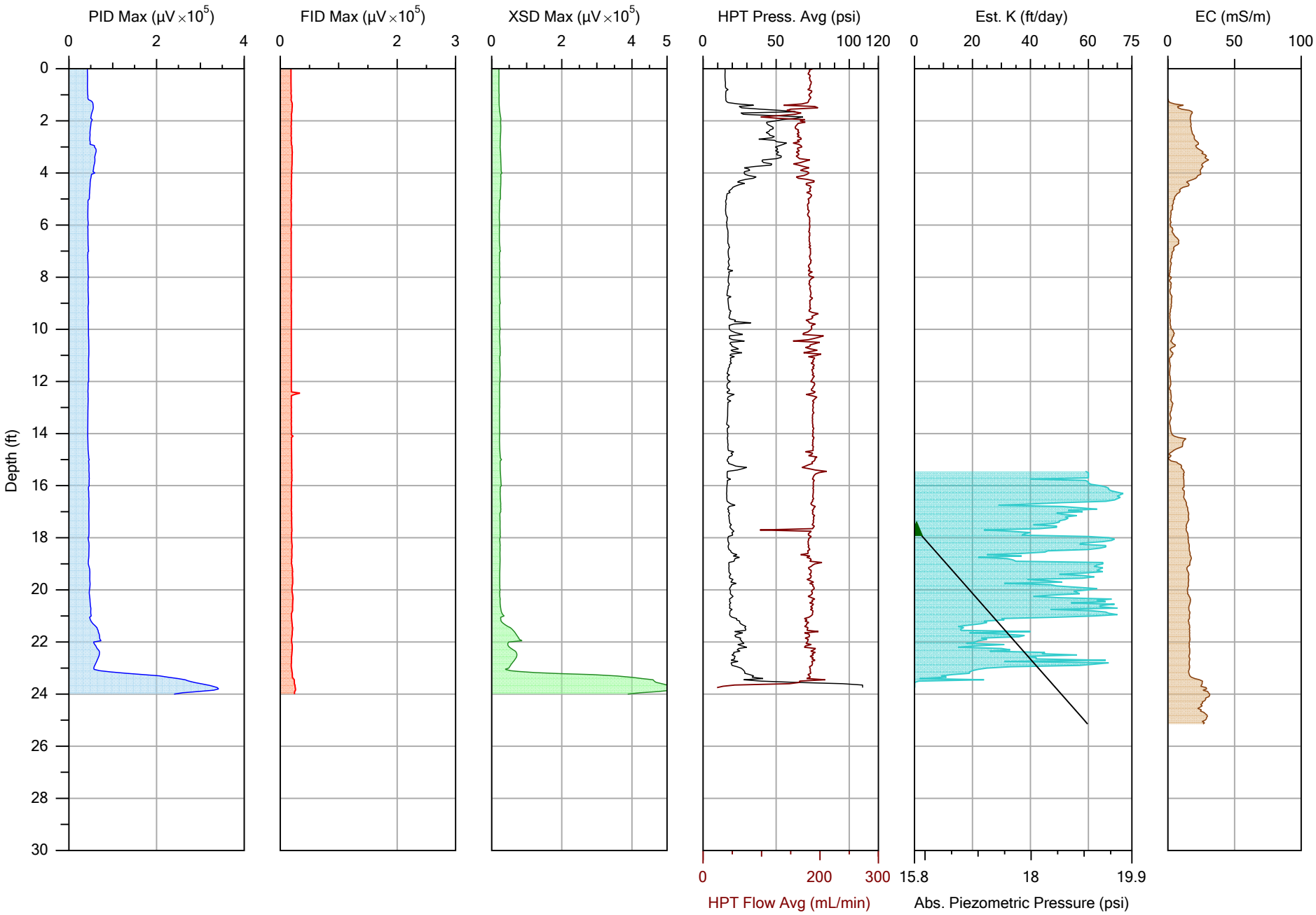

COLUMBIA TECHNOLOGIES

		File: MIP-41.MHP
Company: COLUMBIA Technologies	Operator: AJH	Date: 1/13/2021
Project ID: /M Amphenol Site Supplemental Investigation	Client: IWM	Location: Franklin, IN

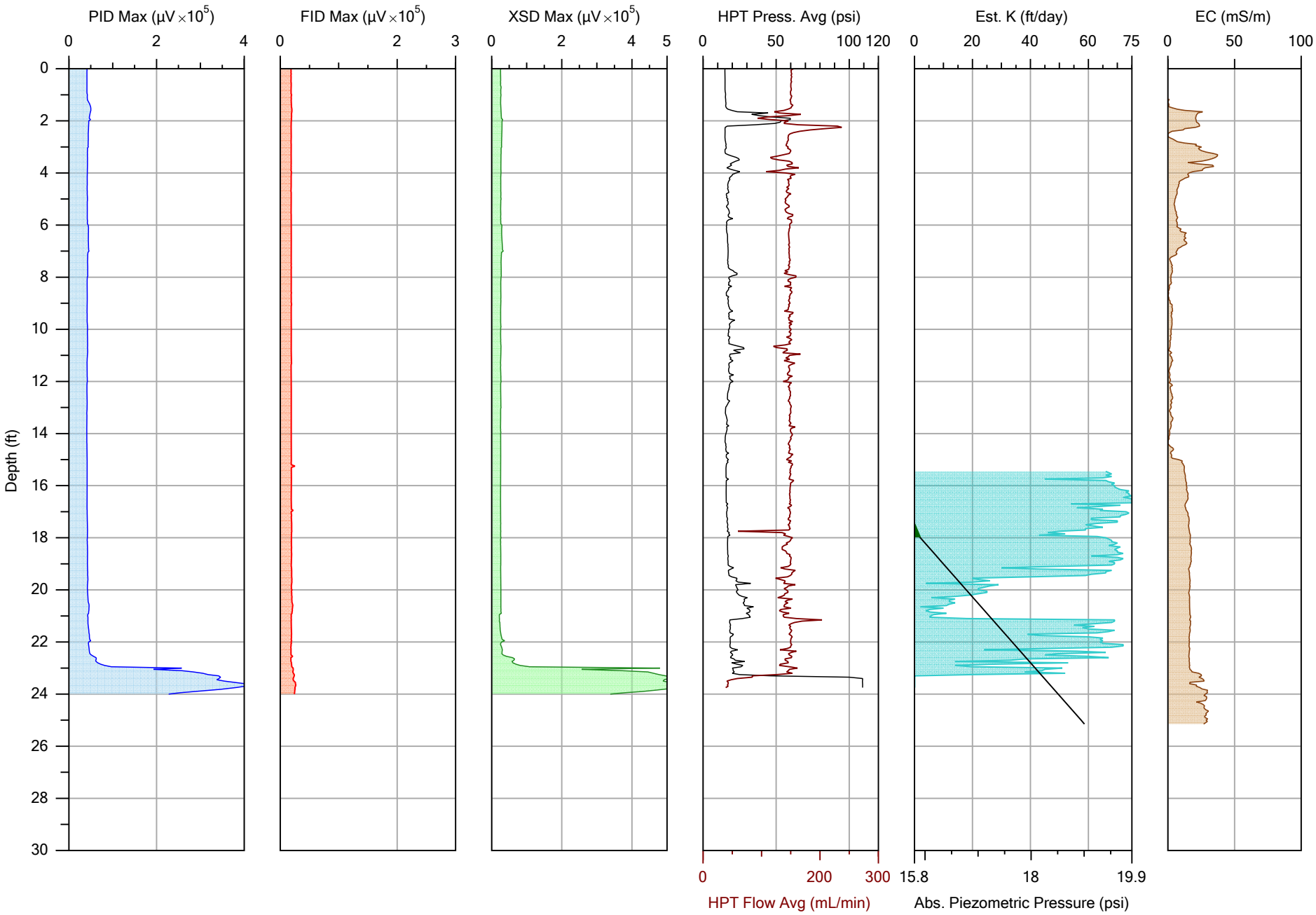

COLUMBIA TECHNOLOGIES

Company: COLUMBIA Technologies	Operator: AJH	File: MIP-42.MHP
		Date: 1/13/2021
Project ID: /M Amphenol Site Supplemental Investigation	Client: IWM	Location: Franklin, IN

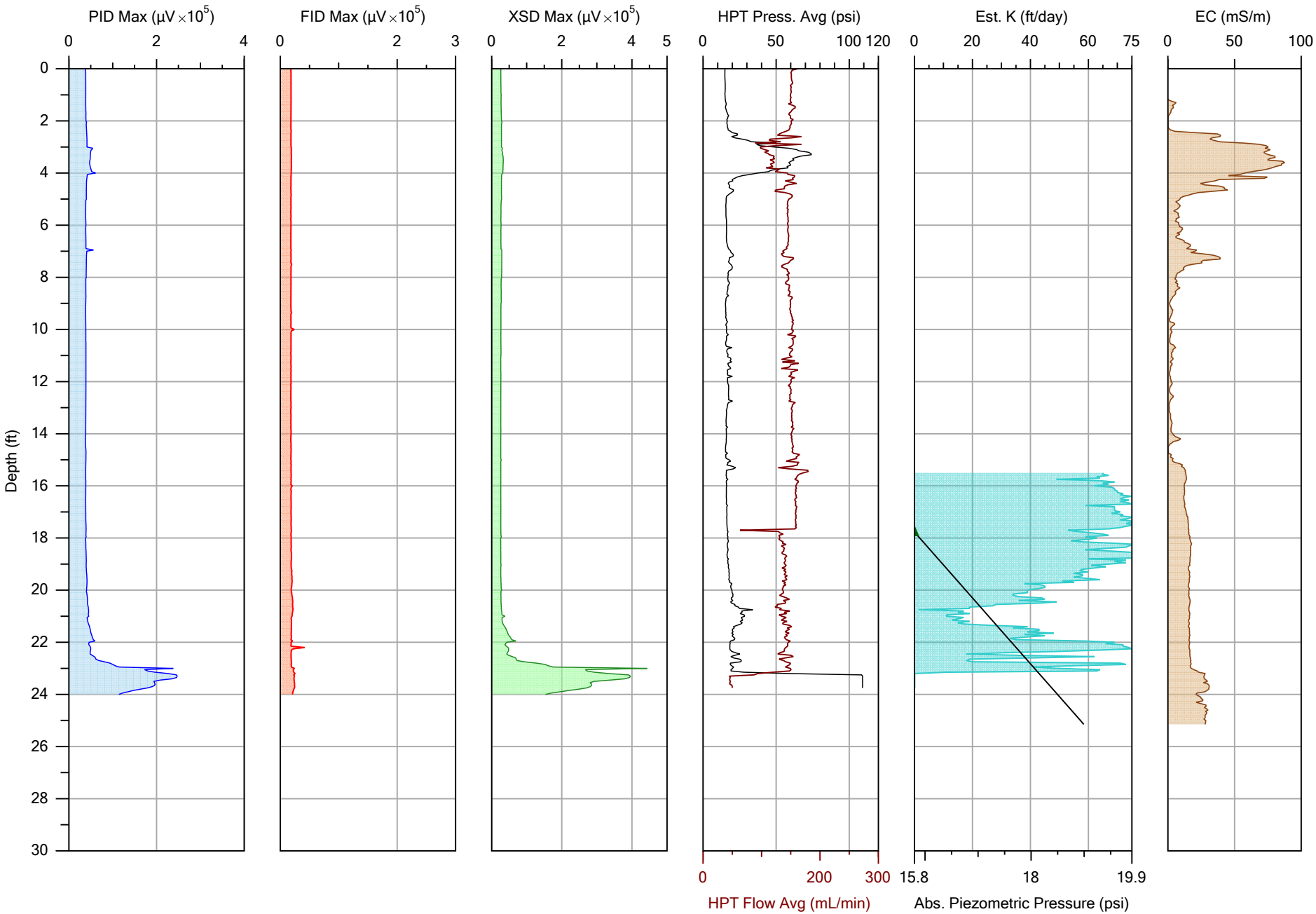

			File: MIP-43.MHP
Company: COLUMBIA Technologies	Operator: AJH		Date: 1/13/2021
Project ID: /M Amphenol Site Supplemental Investigation	Client: IWM		Location: Franklin, IN

APPENDIX E – MiHpt Quality Assurance

COLUMBIA TECHNOLOGIES

MiHpt Quality Assurance

Start Date: | Site Name: | Client:
End Date | CT Project Number:

Date	Time	Station	MIP Response Test								Detector Response				EC Test				HPT Test		Notes	Issues	Corrective Action taken
			PID Max	XSD Max	PID Baseline	XSD Baseline	PID Response	XSD Response	PID Noise	XSD Noise	PID (>5)	P/F	XSD (>5)	P/F	Low (55 ± 10%)	P/F	High (360 ± 10%)	P/F	Δ p (0.22 ± 10%)	P/F			
1/11/21	1711	POF	8.79E+04	3.98E+04	8.15E+04	3.68E+04	6.46E+03	3.04E+03	300	150	21.5	P	20.2	P	56.2	P	367.5	P	0.23	P			
1/11/21	1742	MIP-29	9.44E+04	4.28E+04	8.29E+04	3.63E+04	1.15E+04	6.59E+03	300	125	38.3	P	52.7	P	55.7	P	371.6	P	0.22	P			
1/11/21	1906	MIP-30	9.60E+04	4.04E+04	8.45E+04	3.63E+04	1.15E+04	4.07E+03	300	150	38.3	P	27.2	P	58.9	P	381.8	P	0.21	P			
1/11/21	2033	MIP-31	9.28E+04	4.15E+04	7.97E+04	3.39E+04	1.31E+04	7.58E+03	250	200	52.5	P	37.9	P	60.0	P	375.1	P	0.22	P			
1/11/21	2252	MIP-32	8.40E+04	3.09E+04	7.48E+04	2.52E+04	9.17E+03	5.65E+03	350	150	26.2	P	37.7	P	58.2	P	373.1	P	0.22	P			
1/12/21	0:08	MIP-32 Post	8.49E+04	3.82E+04	7.45E+04	3.03E+04	1.04E+04	7.94E+03	200	150	52.1	P	53.0	P	57.6	P	374.6	P	0.22	P			
1/12/21	0:20	MIP-33	8.49E+04	3.82E+04	7.45E+04	3.02E+04	1.04E+04	8.00E+03	250	150	41.7	P	53.3	P	58.1	P	373.1	P	0.22	P			
1/12/21	1655	MIP-34	7.04E+04	3.14E+04	6.40E+04	2.70E+04	6.41E+03	4.36E+03	200	150	32.0	P	29.0	P	56.0	P	371.2	P	0.22	P			
1/12/21	1851	MIP-35	7.13E+04	3.21E+04	6.62E+04	2.71E+04	5.18E+03	4.91E+03	250	150	20.7	P	32.8	P	58.1	P	373.8	P	0.21	P			
1/12/21	2023	MIP-36	6.77E+04	3.35E+04	6.24E+04	2.97E+04	5.30E+03	3.82E+03	250	200	21.2	P	19.1	P	58.8	P	370.7	P	0.21	P			
1/12/21	2243	MIP-37	6.45E+04	4.23E+04	5.63E+04	3.67E+04	8.20E+03	5.56E+03	250	200	32.8	P	27.8	P	55.6	P	359.8	P	0.23	P			
1/13/21	151	MIP-38	7.18E+04	4.15E+04	6.32E+04	3.19E+04	8.68E+03	9.67E+03	250	150	34.7	P	64.4	P	56.4	P	361.3	P	0.22	P			
1/13/21	324	MIP-38 Post	6.73E+04	4.42E+04	5.78E+04	4.07E+04	9.45E+03	3.50E+03	300	150	31.5	P	23.3	P	56.6	P	356.2	P	0.21	P			
1/13/21	1445	MIP-39	5.04E+04	2.01E+04	4.40E+04	1.60E+04	6.40E+03	4.03E+03	200	250	32.0	P	16.1	P	56.8	P	366.2	P	0.23	P			
1/13/21	1706	MIP-40	5.01E+04	2.36E+04	4.70E+04	2.01E+04	3.08E+03	3.56E+03	200	150	15.4	P	23.8	P	56.3	P	362.6	P	0.22	P			
1/13/21	1904	MIP-41	4.45E+04	2.55E+04	3.96E+04	1.94E+04	4.91E+03	6.06E+03	200	150	24.6	P	40.4	P	57.6	P	346.2	P	0.22	P			
1/13/21	2040	MIP-42	4.58E+04	3.22E+04	4.05E+04	2.53E+04	5.36E+03	6.93E+03	200	150	26.8	P	46.2	P	57.6	P	361.9	P	0.2	P			
1/13/21	2208	MIP-43	4.12E+04	3.13E+04	3.66E+04	2.63E+04	4.60E+03	5.01E+03	200	150	23.0	P	33.4	P	58.4	P	361.3	P	0.22	P			
1/13/21	2329	MIP-43 Post	3.97E+04	3.14E+04	3.73E+04	2.85E+04	2.45E+03	2.91E+03	250	200	9.8	P	14.5	P	58.3	P	361.5	P	0.21	P			

THIS PAGE INTENTIONALLY LEFT BLANK

Attachment B

Site Soil Investigation – Laboratory Analytical Reports

Pace Analytical Services, LLC
7726 Moller Road
Indianapolis, IN 46268
(317)228-3100

July 09, 2020

Mr. Chris Newell
IWM Consulting
7428 Rockville Road
Indianapolis, IN 46214

RE: Project: Amphenol
Pace Project No.: 50258090

Dear Mr. Newell:

Enclosed are the analytical results for sample(s) received by the laboratory on May 26, 2020. The results relate only to the samples included in this report. Results reported herein conform to the applicable TNI/NELAC Standards and the laboratory's Quality Manual, where applicable, unless otherwise noted in the body of the report.

The test results provided in this final report were generated by each of the following laboratories within the Pace Network:

- Pace Analytical Services - Indianapolis

Revised Report: This revision replaces previous report dated June 3, 2020. GP-6, 7,& 8 samples + FC-3 SL were removed from 50258090 to report separately per client request. SAB 06/10/20

Revised Report: This revision replaces previous report dated June 10, 2020. "J" flagged results included for samples 006, 007, 009, 010, 011, 013 per client request. SAB 07/09/20

If you have any questions concerning this report, please feel free to contact me.

Sincerely,

Susan Brotherton

Sue Brotherton
sue.brotherton@pacelabs.com
(317)228-3100
Project Manager

Enclosures

cc: Mr. Brad Gentry, IWM Consulting
Mr. Chris Parks, IWM Consulting Group

This report shall not be reproduced, except in full,
without the written consent of Pace Analytical Services, LLC.

Pace Analytical Services, LLC
7726 Moller Road
Indianapolis, IN 46268
(317)228-3100

CERTIFICATIONS

Project:	Amphenol
Pace Project No.:	50258090

Pace Analytical Services Indianapolis

7726 Moller Road, Indianapolis, IN 46268
Illinois Accreditation #: 200074
Indiana Drinking Water Laboratory #: C-49-06
Kansas/TNI Certification #: E-10177
Kentucky UST Agency Interest #: 80226
Kentucky WW Laboratory ID #: 98019
Michigan Drinking Water Laboratory #9050
Ohio VAP Certified Laboratory #: CL0065
Oklahoma Laboratory #: 9204
Texas Certification #: T104704355
West Virginia Certification #: 330
Wisconsin Laboratory #: 999788130
USDA Soil Permit #: P330-19-00257

This report shall not be reproduced, except in full,
without the written consent of Pace Analytical Services, LLC.

Pace Analytical Services, LLC
7726 Moller Road
Indianapolis, IN 46268
(317)228-3100

SAMPLE SUMMARY

Project: Amphenol
Pace Project No.: 50258090

Lab ID	Sample ID	Matrix	Date Collected	Date Received
50258090001	**GP-1 SL (18.00-18.50)**	Solid	05/26/20 09:48	05/26/20 17:08
50258090002	**GP-1 SL (20.00-20.50)**	Solid	05/26/20 09:54	05/26/20 17:08
50258090003	**GP-1 SL (22.00-22.50)**	Solid	05/26/20 10:02	05/26/20 17:08
50258090004	**GP-1 SL (23.25-23.75)**	Solid	05/26/20 10:07	05/26/20 17:08
50258090005	**GP-2 SL (18.00-18.50)**	Solid	05/26/20 10:29	05/26/20 17:08
50258090006	**GP-2 SL (20.00-20.50)**	Solid	05/26/20 10:45	05/26/20 17:08
50258090007	**GP-2 SL (21.00-21.50)**	Solid	05/26/20 10:48	05/26/20 17:08
50258090008	**GP-2 SL (21.50-22.00)**	Solid	05/26/20 10:41	05/26/20 17:08
50258090009	**GP-3 SL (17.75-18.25)**	Solid	05/26/20 11:07	05/26/20 17:08
50258090010	**GP-3 SL (18.75-19.25)**	Solid	05/26/20 11:09	05/26/20 17:08
50258090011	**GP-3 SL (19.75-20.25)**	Solid	05/26/20 11:15	05/26/20 17:08
50258090012	**GP-3 SL (21.25-21.75)**	Solid	05/26/20 11:20	05/26/20 17:08
50258090013	**GP-4 SL (16.75-17.25)**	Solid	05/26/20 11:46	05/26/20 17:08
50258090014	**GP-4 SL (21.75-22.25)**	Solid	05/26/20 11:50	05/26/20 17:08
50258090015	**GP-4 SL (22.25-22.75)**	Solid	05/26/20 11:53	05/26/20 17:08
50258090016	**GP-4 SL (27.00-27.50)**	Solid	05/26/20 11:56	05/26/20 17:08
50258090017	**GP-5 SL (12.50-13.00) MS/MSD 1**	Solid	05/26/20 12:42	05/26/20 17:08
50258090018	**GP-5 SL (19.50-20.00)**	Solid	05/26/20 12:45	05/26/20 17:08
50258090019	**GP-5 SL (20.25-20.75)**	Solid	05/26/20 12:50	05/26/20 17:08
50258090020	**GP-5 SL (20.75-21.25)**	Solid	05/26/20 12:53	05/26/20 17:08
50258090033	**FD-1 SL**	Solid	05/26/20 08:00	05/26/20 17:08
50258090034	**FD-2 SL**	Solid	05/26/20 08:00	05/26/20 17:08
50258090036	**EB-1 WT**	Water	05/26/20 15:45	05/26/20 17:08
50258090037	**TB-1 WT**	Water	05/26/20 09:30	05/26/20 17:08

This report shall not be reproduced, except in full,
without the written consent of Pace Analytical Services, LLC.

Pace Analytical Services, LLC
7726 Moller Road
Indianapolis, IN 46268
(317)228-3100

SAMPLE ANALYTE COUNT

Project: Amphenol
Pace Project No.: 50258090

Lab ID	Sample ID	Method	Analysts	Analytes Reported	Laboratory
50258090001	**GP-1 SL (18.00-18.50)**	EPA 8260	TMW	12	PASI-I
		SM 2540G	RM1	1	PASI-I
50258090002	**GP-1 SL (20.00-20.50)**	EPA 8260	TMW	12	PASI-I
		SM 2540G	RM1	1	PASI-I
50258090003	**GP-1 SL (22.00-22.50)**	EPA 8260	TMW	12	PASI-I
		SM 2540G	RM1	1	PASI-I
50258090004	**GP-1 SL (23.25-23.75)**	EPA 8260	TMW	12	PASI-I
		SM 2540G	RM1	1	PASI-I
50258090005	**GP-2 SL (18.00-18.50)**	EPA 8260	TMW	12	PASI-I
		SM 2540G	RM1	1	PASI-I
50258090006	**GP-2 SL (20.00-20.50)**	EPA 8260	TMW	12	PASI-I
		SM 2540G	RM1	1	PASI-I
50258090007	**GP-2 SL (21.00-21.50)**	EPA 8260	TMW	12	PASI-I
		SM 2540G	RM1	1	PASI-I
50258090008	**GP-2 SL (21.50-22.00)**	EPA 8260	TMW	12	PASI-I
		SM 2540G	RM1	1	PASI-I
50258090009	**GP-3 SL (17.75-18.25)**	EPA 8260	TMW	12	PASI-I
		SM 2540G	RM1	1	PASI-I
50258090010	**GP-3 SL (18.75-19.25)**	EPA 8260	TMW	12	PASI-I
		SM 2540G	RM1	1	PASI-I
50258090011	**GP-3 SL (19.75-20.25)**	EPA 8260	TMW	12	PASI-I
		SM 2540G	RM1	1	PASI-I
50258090012	**GP-3 SL (21.25-21.75)**	EPA 8260	TMW	12	PASI-I
		SM 2540G	RM1	1	PASI-I
50258090013	**GP-4 SL (16.75-17.25)**	EPA 8260	TMW	12	PASI-I
		SM 2540G	RM1	1	PASI-I
50258090014	**GP-4 SL (21.75-22.25)**	EPA 8260	TMW	12	PASI-I
		SM 2540G	RM1	1	PASI-I
50258090015	**GP-4 SL (22.25-22.75)**	EPA 8260	TMW	12	PASI-I
		SM 2540G	RM1	1	PASI-I
50258090016	**GP-4 SL (27.00-27.50)**	EPA 8260	TMW	12	PASI-I
		SM 2540G	RM1	1	PASI-I
50258090017	**GP-5 SL (12.50-13.00) MS/MSD 1**	EPA 8260	TMW	12	PASI-I
		SM 2540G	RM1	1	PASI-I
50258090018	**GP-5 SL (19.50-20.00)**	EPA 8260	TMW	12	PASI-I
		SM 2540G	RM1	1	PASI-I
50258090019	**GP-5 SL (20.25-20.75)**	EPA 8260	RSW, ZAH	12	PASI-I

This report shall not be reproduced, except in full,
without the written consent of Pace Analytical Services, LLC.

Pace Analytical Services, LLC
7726 Moller Road
Indianapolis, IN 46268
(317)228-3100

SAMPLE ANALYTE COUNT

Project: Amphenol
Pace Project No.: 50258090

Lab ID	Sample ID	Method	Analysts	Analytes Reported	Laboratory
		SM 2540G	RM1	1	PASI-I
50258090020	**GP-5 SL (20.75-21.25)**	EPA 8260	ZAH	12	PASI-I
		SM 2540G	RM1	1	PASI-I
50258090033	**FD-1 SL**	EPA 8260	ZAH	12	PASI-I
		SM 2540G	RM1	1	PASI-I
50258090034	**FD-2 SL**	EPA 8260	ZAH	12	PASI-I
		SM 2540G	RM1	1	PASI-I
50258090036	**EB-1 WT**	EPA 8260	CAP	12	PASI-I
50258090037	**TB-1 WT**	EPA 8260	CAP	12	PASI-I

PASI-I = Pace Analytical Services - Indianapolis

This report shall not be reproduced, except in full,
without the written consent of Pace Analytical Services, LLC.

Pace Analytical Services, LLC
7726 Moller Road
Indianapolis, IN 46268
(317)228-3100

SUMMARY OF DETECTION

Project: Amphenol
Pace Project No.: 50258090

Lab Sample ID / Method	Client Sample ID / Parameters	Result	Units	Report Limit	Analyzed	Qualifiers
50258090001	**GP-1 SL (18.00-18.50)**					
EPA 8260	Tetrachloroethene	7.1	mg/kg	0.22	06/02/20 08:28	
SM 2540G	Percent Moisture	14.8	%	0.10	05/29/20 13:38	
50258090002	**GP-1 SL (20.00-20.50)**					
EPA 8260	Tetrachloroethene	6.4	mg/kg	0.22	06/02/20 09:03	
SM 2540G	Percent Moisture	12.1	%	0.10	05/29/20 13:38	
50258090003	**GP-1 SL (22.00-22.50)**					
EPA 8260	Tetrachloroethene	7.9	mg/kg	0.23	06/02/20 09:38	
EPA 8260	1,1,1-Trichloroethane	0.0049	mg/kg	0.0046	05/29/20 20:26	
SM 2540G	Percent Moisture	12.3	%	0.10	05/29/20 13:38	
50258090004	**GP-1 SL (23.25-23.75)**					
EPA 8260	1,1-Dichloroethane	0.18	mg/kg	0.0041	05/29/20 20:51	
EPA 8260	cis-1,2-Dichloroethene	0.19	mg/kg	0.0041	05/29/20 20:51	
EPA 8260	Tetrachloroethene	0.084	mg/kg	0.0041	05/29/20 20:51	
EPA 8260	Trichloroethene	1.5	mg/kg	0.19	06/02/20 10:12	
SM 2540G	Percent Moisture	8.3	%	0.10	05/29/20 13:39	
50258090005	**GP-2 SL (18.00-18.50)**					
EPA 8260	Tetrachloroethene	17.4	mg/kg	0.85	06/02/20 02:23	
SM 2540G	Percent Moisture	13.7	%	0.10	05/29/20 13:39	
50258090006	**GP-2 SL (20.00-20.50)**					
EPA 8260	Tetrachloroethene	171	mg/kg	23.8	05/29/20 21:47	
EPA 8260	Trichloroethene	1.7J	mg/kg	23.8	05/29/20 21:47	
SM 2540G	Percent Moisture	16.4	%	0.10	05/29/20 13:39	
50258090007	**GP-2 SL (21.00-21.50)**					
EPA 8260	Tetrachloroethene	81.5	mg/kg	2.2	06/02/20 20:48	
EPA 8260	Trichloroethene	1.1J	mg/kg	2.2	06/02/20 20:48	
SM 2540G	Percent Moisture	14.3	%	0.10	05/29/20 13:39	
50258090008	**GP-2 SL (21.50-22.00)**					
EPA 8260	1,1-Dichloroethane	1.4	mg/kg	0.71	06/02/20 02:57	
EPA 8260	cis-1,2-Dichloroethene	0.87	mg/kg	0.71	06/02/20 02:57	
EPA 8260	trans-1,2-Dichloroethene	0.0053	mg/kg	0.0033	05/29/20 22:36	
EPA 8260	Tetrachloroethene	0.023	mg/kg	0.0033	05/29/20 22:36	
EPA 8260	Trichloroethene	0.68J	mg/kg	0.71	06/02/20 02:57	J
SM 2540G	Percent Moisture	6.4	%	0.10	05/29/20 13:39	
50258090009	**GP-3 SL (17.75-18.25)**					
EPA 8260	Tetrachloroethene	88.8	mg/kg	23.0	05/30/20 01:54	
SM 2540G	Percent Moisture	15.4	%	0.10	05/29/20 13:39	
50258090010	**GP-3 SL (18.75-19.25)**					
EPA 8260	Tetrachloroethene	117	mg/kg	2.5	06/02/20 21:23	
EPA 8260	Trichloroethene	1.6J	mg/kg	2.5	06/02/20 21:23	
SM 2540G	Percent Moisture	15.9	%	0.10	05/29/20 14:05	

This report shall not be reproduced, except in full,
without the written consent of Pace Analytical Services, LLC.

Pace Analytical Services, LLC
7726 Moller Road
Indianapolis, IN 46268
(317)228-3100

SUMMARY OF DETECTION

Project: Amphenol
Pace Project No.: 50258090

Lab Sample ID / Method	Client Sample ID / Parameters	Result	Units	Report Limit	Analyzed	Qualifiers
50258090011	**GP-3 SL (19.75-20.25)**					
EPA 8260	Tetrachloroethene	56.6	mg/kg	2.3	06/02/20 21:57	
EPA 8260	Trichloroethene	1.1J	mg/kg	2.3	06/02/20 21:57	
SM 2540G	Percent Moisture	15.7	%	0.10	05/29/20 14:05	
50258090012	**GP-3 SL (21.25-21.75)**					
EPA 8260	1,1-Dichloroethane	6.1	mg/kg	0.37	06/02/20 22:32	
EPA 8260	cis-1,2-Dichloroethene	0.38	mg/kg	0.37	06/02/20 22:32	
EPA 8260	Tetrachloroethene	0.14	mg/kg	0.0039	05/30/20 03:40	
EPA 8260	Trichloroethene	1.4	mg/kg	0.37	06/02/20 22:32	
SM 2540G	Percent Moisture	8.5	%	0.10	05/29/20 14:05	
50258090013	**GP-4 SL (16.75-17.25)**					
EPA 8260	Methylene Chloride	0.70J	mg/kg	0.92	05/30/20 03:09	
EPA 8260	Tetrachloroethene	10.2	mg/kg	0.23	05/30/20 03:09	
EPA 8260	1,1,1-Trichloroethane	0.055J	mg/kg	0.23	05/30/20 03:09	
EPA 8260	Trichloroethene	0.10J	mg/kg	0.23	05/30/20 03:09	
SM 2540G	Percent Moisture	16.2	%	0.10	05/29/20 14:05	
50258090014	**GP-4 SL (21.75-22.25)**					
EPA 8260	Tetrachloroethene	10.4	mg/kg	0.25	06/02/20 04:07	
EPA 8260	1,1,1-Trichloroethane	0.016	mg/kg	0.0043	05/30/20 04:05	
EPA 8260	Trichloroethene	0.18	mg/kg	0.0043	05/30/20 04:05	
SM 2540G	Percent Moisture	6.1	%	0.10	05/29/20 14:05	
50258090015	**GP-4 SL (22.25-22.75)**					
EPA 8260	Tetrachloroethene	3.2	mg/kg	0.22	06/02/20 21:40	
EPA 8260	1,1,1-Trichloroethane	0.022	mg/kg	0.0041	06/01/20 15:24	
EPA 8260	Trichloroethene	0.22	mg/kg	0.0041	06/01/20 15:24	
SM 2540G	Percent Moisture	4.1	%	0.10	05/29/20 14:05	
50258090016	**GP-4 SL (27.00-27.50)**					
SM 2540G	Percent Moisture	8.6	%	0.10	05/29/20 14:06	
50258090017	**GP-5 SL (12.50-13.00) MS/MSD 1**					
EPA 8260	Tetrachloroethene	0.015	mg/kg	0.0042	06/02/20 19:21	
EPA 8260	Trichloroethene	0.0059	mg/kg	0.0042	06/02/20 19:21	
SM 2540G	Percent Moisture	6.9	%	0.10	05/29/20 14:06	
50258090018	**GP-5 SL (19.50-20.00)**					
EPA 8260	Tetrachloroethene	0.027	mg/kg	0.0053	06/01/20 16:15	
EPA 8260	1,1,1-Trichloroethane	0.042	mg/kg	0.0053	06/01/20 16:15	
EPA 8260	Trichloroethene	2.0	mg/kg	0.33	06/02/20 22:15	
SM 2540G	Percent Moisture	6.0	%	0.10	05/29/20 14:06	
50258090019	**GP-5 SL (20.25-20.75)**					
EPA 8260	Tetrachloroethene	0.15	mg/kg	0.0041	06/02/20 14:13	
EPA 8260	1,1,1-Trichloroethane	0.083	mg/kg	0.0041	06/02/20 14:13	
EPA 8260	Trichloroethene	4.9	mg/kg	0.20	06/02/20 20:35	
SM 2540G	Percent Moisture	7.5	%	0.10	05/29/20 14:06	

This report shall not be reproduced, except in full,
without the written consent of Pace Analytical Services, LLC.

Pace Analytical Services, LLC
7726 Moller Road
Indianapolis, IN 46268
(317)228-3100

SUMMARY OF DETECTION

Project: Amphenol
Pace Project No.: 50258090

Lab Sample ID Method	Client Sample ID Parameters	Result	Units	Report Limit	Analyzed	Qualifiers
50258090020	**GP-5 SL (20.75-21.25)**					
EPA 8260	1,1-Dichloroethane	0.45	mg/kg	0.24	06/02/20 16:20	
EPA 8260	Tetrachloroethene	0.020	mg/kg	0.0036	06/02/20 08:07	
EPA 8260	1,1,1-Trichloroethane	0.0083	mg/kg	0.0036	06/02/20 08:07	
EPA 8260	Trichloroethene	4.6	mg/kg	0.24	06/02/20 16:20	
SM 2540G	Percent Moisture	8.1	%	0.10	05/29/20 14:06	
50258090033	**FD-1 SL**					
EPA 8260	Tetrachloroethene	10.2	mg/kg	0.22	06/01/20 14:34	
EPA 8260	1,1,1-Trichloroethane	0.0069	mg/kg	0.0050	05/30/20 05:39	
SM 2540G	Percent Moisture	16.8	%	0.10	05/29/20 14:20	
50258090034	**FD-2 SL**					
EPA 8260	1,1-Dichloroethane	4.8	mg/kg	0.17	06/02/20 15:17	
EPA 8260	cis-1,2-Dichloroethene	0.044	mg/kg	0.0039	05/30/20 06:10	
EPA 8260	Tetrachloroethene	0.022	mg/kg	0.0039	05/30/20 06:10	
EPA 8260	Trichloroethene	0.036	mg/kg	0.0039	05/30/20 06:10	
SM 2540G	Percent Moisture	7.1	%	0.10	05/29/20 14:20	

This report shall not be reproduced, except in full,
without the written consent of Pace Analytical Services, LLC.

Pace Analytical Services, LLC
7726 Moller Road
Indianapolis, IN 46268
(317)228-3100

ANALYTICAL RESULTS

Project: Amphenol
Pace Project No.: 50258090

Sample: GP-1 SL (18.00-18.50) **Lab ID: 50258090001** Collected: 05/26/20 09:48 Received: 05/26/20 17:08 Matrix: Solid

Results reported on a "dry weight" basis and are adjusted for percent moisture, sample size and any dilutions.

Parameters	Results	Units	Report Limit	MDL	DF	Prepared	Analyzed	CAS No.	Qual
8260 MSV 5035A VOA	Analytical Method: EPA 8260								
	Pace Analytical Services - Indianapolis								
1,1-Dichloroethane	ND	mg/kg	0.0046	0.00034	1		05/29/20 19:33	75-34-3	
1,2-Dichloroethane	ND	mg/kg	0.0046	0.00037	1		05/29/20 19:33	107-06-2	
cis-1,2-Dichloroethene	ND	mg/kg	0.0046	0.00028	1		05/29/20 19:33	156-59-2	
trans-1,2-Dichloroethene	ND	mg/kg	0.0046	0.00021	1		05/29/20 19:33	156-60-5	
Methylene Chloride	ND	mg/kg	0.018	0.0022	1		05/29/20 19:33	75-09-2	
Tetrachloroethene	**7.1**	mg/kg	0.22	0.038	50		06/02/20 08:28	127-18-4	
1,1,1-Trichloroethane	ND	mg/kg	0.0046	0.00020	1		05/29/20 19:33	71-55-6	
Trichloroethene	ND	mg/kg	0.0046	0.00018	1		05/29/20 19:33	79-01-6	
Vinyl chloride	ND	mg/kg	0.0046	0.00016	1		05/29/20 19:33	75-01-4	
Surrogates									
Dibromofluoromethane (S)	79	%.	73-133		1		05/29/20 19:33	1868-53-7	
Toluene-d8 (S)	107	%.	73-130		1		05/29/20 19:33	2037-26-5	
4-Bromofluorobenzene (S)	87	%.	55-129		1		05/29/20 19:33	460-00-4	
Percent Moisture	Analytical Method: SM 2540G								
	Pace Analytical Services - Indianapolis								
Percent Moisture	**14.8**	%	0.10	0.10	1		05/29/20 13:38		

This report shall not be reproduced, except in full,
without the written consent of Pace Analytical Services, LLC.

Pace Analytical Services, LLC
7726 Moller Road
Indianapolis, IN 46268
(317)228-3100

ANALYTICAL RESULTS

Project: Amphenol
Pace Project No.: 50258090

Sample: GP-1 SL (20.00-20.50) **Lab ID: 50258090002** Collected: 05/26/20 09:54 Received: 05/26/20 17:08 Matrix: Solid

Results reported on a "dry weight" basis and are adjusted for percent moisture, sample size and any dilutions.

Parameters	Results	Units	Report Limit	MDL	DF	Prepared	Analyzed	CAS No.	Qual
8260 MSV 5035A VOA	Analytical Method: EPA 8260								
	Pace Analytical Services - Indianapolis								
1,1-Dichloroethane	ND	mg/kg	0.0045	0.00033	1		05/29/20 19:58	75-34-3	
1,2-Dichloroethane	ND	mg/kg	0.0045	0.00036	1		05/29/20 19:58	107-06-2	
cis-1,2-Dichloroethene	ND	mg/kg	0.0045	0.00028	1		05/29/20 19:58	156-59-2	
trans-1,2-Dichloroethene	ND	mg/kg	0.0045	0.00021	1		05/29/20 19:58	156-60-5	
Methylene Chloride	ND	mg/kg	0.018	0.0022	1		05/29/20 19:58	75-09-2	
Tetrachloroethene	**6.4**	mg/kg	0.22	0.039	50		06/02/20 09:03	127-18-4	
1,1,1-Trichloroethane	ND	mg/kg	0.0045	0.00020	1		05/29/20 19:58	71-55-6	
Trichloroethene	ND	mg/kg	0.0045	0.00018	1		05/29/20 19:58	79-01-6	
Vinyl chloride	ND	mg/kg	0.0045	0.00016	1		05/29/20 19:58	75-01-4	
Surrogates									
Dibromofluoromethane (S)	81	%.	73-133		1		05/29/20 19:58	1868-53-7	
Toluene-d8 (S)	107	%.	73-130		1		05/29/20 19:58	2037-26-5	
4-Bromofluorobenzene (S)	95	%.	55-129		1		05/29/20 19:58	460-00-4	
Percent Moisture	Analytical Method: SM 2540G								
	Pace Analytical Services - Indianapolis								
Percent Moisture	**12.1**	%	0.10	0.10	1		05/29/20 13:38		

This report shall not be reproduced, except in full,
without the written consent of Pace Analytical Services, LLC.

Pace Analytical Services, LLC
7726 Moller Road
Indianapolis, IN 46268
(317)228-3100

ANALYTICAL RESULTS

Project: Amphenol
Pace Project No.: 50258090

Sample: GP-1 SL (22.00-22.50) **Lab ID: 50258090003** Collected: 05/26/20 10:02 Received: 05/26/20 17:08 Matrix: Solid

Results reported on a "dry weight" basis and are adjusted for percent moisture, sample size and any dilutions.

Parameters	Results	Units	Report Limit	MDL	DF	Prepared	Analyzed	CAS No.	Qual
8260 MSV 5035A VOA	Analytical Method: EPA 8260								
	Pace Analytical Services - Indianapolis								
1,1-Dichloroethane	ND	mg/kg	0.0046	0.00034	1		05/29/20 20:26	75-34-3	
1,2-Dichloroethane	ND	mg/kg	0.0046	0.00037	1		05/29/20 20:26	107-06-2	
cis-1,2-Dichloroethene	ND	mg/kg	0.0046	0.00028	1		05/29/20 20:26	156-59-2	
trans-1,2-Dichloroethene	ND	mg/kg	0.0046	0.00021	1		05/29/20 20:26	156-60-5	
Methylene Chloride	ND	mg/kg	0.018	0.0022	1		05/29/20 20:26	75-09-2	
Tetrachloroethene	**7.9**	mg/kg	0.23	0.040	50		06/02/20 09:38	127-18-4	
1,1,1-Trichloroethane	**0.0049**	mg/kg	0.0046	0.00020	1		05/29/20 20:26	71-55-6	
Trichloroethene	ND	mg/kg	0.0046	0.00018	1		05/29/20 20:26	79-01-6	
Vinyl chloride	ND	mg/kg	0.0046	0.00017	1		05/29/20 20:26	75-01-4	
Surrogates									
Dibromofluoromethane (S)	76	%.	73-133		1		05/29/20 20:26	1868-53-7	
Toluene-d8 (S)	102	%.	73-130		1		05/29/20 20:26	2037-26-5	
4-Bromofluorobenzene (S)	91	%.	55-129		1		05/29/20 20:26	460-00-4	
Percent Moisture	Analytical Method: SM 2540G								
	Pace Analytical Services - Indianapolis								
Percent Moisture	**12.3**	%	0.10	0.10	1		05/29/20 13:38		

This report shall not be reproduced, except in full,
without the written consent of Pace Analytical Services, LLC.

Pace Analytical Services, LLC
7726 Moller Road
Indianapolis, IN 46268
(317)228-3100

ANALYTICAL RESULTS

Project: Amphenol
Pace Project No.: 50258090

Sample: GP-1 SL (23.25-23.75) **Lab ID: 50258090004** Collected: 05/26/20 10:07 Received: 05/26/20 17:08 Matrix: Solid

Results reported on a "dry weight" basis and are adjusted for percent moisture, sample size and any dilutions.

Parameters	Results	Units	Report Limit	MDL	DF	Prepared	Analyzed	CAS No.	Qual
8260 MSV 5035A VOA	Analytical Method: EPA 8260								
	Pace Analytical Services - Indianapolis								
1,1-Dichloroethane	**0.18**	mg/kg	0.0041	0.00030	1		05/29/20 20:51	75-34-3	
1,2-Dichloroethane	ND	mg/kg	0.0041	0.00033	1		05/29/20 20:51	107-06-2	
cis-1,2-Dichloroethene	**0.19**	mg/kg	0.0041	0.00025	1		05/29/20 20:51	156-59-2	
trans-1,2-Dichloroethene	ND	mg/kg	0.0041	0.00019	1		05/29/20 20:51	156-60-5	
Methylene Chloride	ND	mg/kg	0.016	0.0020	1		05/29/20 20:51	75-09-2	
Tetrachloroethene	**0.084**	mg/kg	0.0041	0.00025	1		05/29/20 20:51	127-18-4	
1,1,1-Trichloroethane	ND	mg/kg	0.0041	0.00018	1		05/29/20 20:51	71-55-6	
Trichloroethene	**1.5**	mg/kg	0.19	0.029	50		06/02/20 10:12	79-01-6	
Vinyl chloride	ND	mg/kg	0.0041	0.00015	1		05/29/20 20:51	75-01-4	
Surrogates									
Dibromofluoromethane (S)	99	%.	73-133		1		05/29/20 20:51	1868-53-7	
Toluene-d8 (S)	115	%.	73-130		1		05/29/20 20:51	2037-26-5	
4-Bromofluorobenzene (S)	86	%.	55-129		1		05/29/20 20:51	460-00-4	
Percent Moisture	Analytical Method: SM 2540G								
	Pace Analytical Services - Indianapolis								
Percent Moisture	**8.3**	%	0.10	0.10	1		05/29/20 13:39		

This report shall not be reproduced, except in full,
without the written consent of Pace Analytical Services, LLC.

Pace Analytical Services, LLC
7726 Moller Road
Indianapolis, IN 46268
(317)228-3100

ANALYTICAL RESULTS

Project: Amphenol
Pace Project No.: 50258090

Sample: GP-2 SL (18.00-18.50) **Lab ID: 50258090005** Collected: 05/26/20 10:29 Received: 05/26/20 17:08 Matrix: Solid

Results reported on a "dry weight" basis and are adjusted for percent moisture, sample size and any dilutions.

Parameters	Results	Units	Report Limit	MDL	DF	Prepared	Analyzed	CAS No.	Qual
8260 MSV 5035A VOA	Analytical Method: EPA 8260								
	Pace Analytical Services - Indianapolis								
1,1-Dichloroethane	ND	mg/kg	0.0043	0.00032	1		05/29/20 21:22	75-34-3	
1,2-Dichloroethane	ND	mg/kg	0.0043	0.00034	1		05/29/20 21:22	107-06-2	
cis-1,2-Dichloroethene	ND	mg/kg	0.0043	0.00026	1		05/29/20 21:22	156-59-2	
trans-1,2-Dichloroethene	ND	mg/kg	0.0043	0.00020	1		05/29/20 21:22	156-60-5	
Methylene Chloride	ND	mg/kg	0.017	0.0021	1		05/29/20 21:22	75-09-2	
Tetrachloroethene	**17.4**	mg/kg	0.85	0.10	200		06/02/20 02:23	127-18-4	
1,1,1-Trichloroethane	ND	mg/kg	0.0043	0.00019	1		05/29/20 21:22	71-55-6	
Trichloroethene	ND	mg/kg	0.0043	0.00017	1		05/29/20 21:22	79-01-6	
Vinyl chloride	ND	mg/kg	0.0043	0.00015	1		05/29/20 21:22	75-01-4	
Surrogates									
Dibromofluoromethane (S)	63	%.	73-133		1		05/29/20 21:22	1868-53-7	S5
Toluene-d8 (S)	110	%.	73-130		1		05/29/20 21:22	2037-26-5	
4-Bromofluorobenzene (S)	99	%.	55-129		1		05/29/20 21:22	460-00-4	
Percent Moisture	Analytical Method: SM 2540G								
	Pace Analytical Services - Indianapolis								
Percent Moisture	**13.7**	%	0.10	0.10	1		05/29/20 13:39		

This report shall not be reproduced, except in full,
without the written consent of Pace Analytical Services, LLC.

Pace Analytical Services, LLC
7726 Moller Road
Indianapolis, IN 46268
(317)228-3100

ANALYTICAL RESULTS

Project: Amphenol
Pace Project No.: 50258090

Sample: GP-2 SL (20.00-20.50) **Lab ID: 50258090006** Collected: 05/26/20 10:45 Received: 05/26/20 17:08 Matrix: Solid

Results reported on a "dry weight" basis and are adjusted for percent moisture, sample size and any dilutions.

Parameters	Results	Units	Report Limit	MDL	DF	Prepared	Analyzed	CAS No.	Qual
8260 MSV 5035A VOA	Analytical Method: EPA 8260								
	Pace Analytical Services - Indianapolis								
1,1-Dichloroethane	ND	mg/kg	23.8	1.8	5000		05/29/20 21:47	75-34-3	
1,2-Dichloroethane	ND	mg/kg	23.8	1.9	5000		05/29/20 21:47	107-06-2	
cis-1,2-Dichloroethene	ND	mg/kg	23.8	1.5	5000		05/29/20 21:47	156-59-2	
trans-1,2-Dichloroethene	ND	mg/kg	23.8	1.1	5000		05/29/20 21:47	156-60-5	
Methylene Chloride	ND	mg/kg	95.3	11.6	5000		05/29/20 21:47	75-09-2	
Tetrachloroethene	**171**	mg/kg	23.8	1.4	5000		05/29/20 21:47	127-18-4	
1,1,1-Trichloroethane	ND	mg/kg	23.8	1.0	5000		05/29/20 21:47	71-55-6	
Trichloroethene	**1.7J**	mg/kg	23.8	0.95	5000		05/29/20 21:47	79-01-6	
Vinyl chloride	ND	mg/kg	23.8	0.86	5000		05/29/20 21:47	75-01-4	
Surrogates									
Dibromofluoromethane (S)	90	%.	73-133		5000		05/29/20 21:47	1868-53-7	D4
Toluene-d8 (S)	95	%.	73-130		5000		05/29/20 21:47	2037-26-5	
4-Bromofluorobenzene (S)	106	%.	55-129		5000		05/29/20 21:47	460-00-4	
Percent Moisture	Analytical Method: SM 2540G								
	Pace Analytical Services - Indianapolis								
Percent Moisture	**16.4**	%	0.10	0.10	1		05/29/20 13:39		

This report shall not be reproduced, except in full,
without the written consent of Pace Analytical Services, LLC.

Pace Analytical Services, LLC
7726 Moller Road
Indianapolis, IN 46268
(317)228-3100

ANALYTICAL RESULTS

Project: Amphenol
Pace Project No.: 50258090

Sample: GP-2 SL (21.00-21.50) **Lab ID: 50258090007** Collected: 05/26/20 10:48 Received: 05/26/20 17:08 Matrix: Solid

Results reported on a "dry weight" basis and are adjusted for percent moisture, sample size and any dilutions.

Parameters	Results	Units	Report Limit	MDL	DF	Prepared	Analyzed	CAS No.	Qual
8260 MSV 5035A VOA	Analytical Method: EPA 8260								
	Pace Analytical Services - Indianapolis								
1,1-Dichloroethane	ND	mg/kg	2.2	0.36	500		06/02/20 20:48	75-34-3	
1,2-Dichloroethane	ND	mg/kg	2.2	0.24	500		06/02/20 20:48	107-06-2	
cis-1,2-Dichloroethene	ND	mg/kg	2.2	0.28	500		06/02/20 20:48	156-59-2	
trans-1,2-Dichloroethene	ND	mg/kg	2.2	0.40	500		06/02/20 20:48	156-60-5	
Methylene Chloride	ND	mg/kg	8.9	0.44	500		06/02/20 20:48	75-09-2	
Tetrachloroethene	**81.5**	mg/kg	2.2	0.38	500		06/02/20 20:48	127-18-4	
1,1,1-Trichloroethane	ND	mg/kg	2.2	0.26	500		06/02/20 20:48	71-55-6	
Trichloroethene	**1.1J**	mg/kg	2.2	0.33	500		06/02/20 20:48	79-01-6	
Vinyl chloride	ND	mg/kg	2.2	0.19	500		06/02/20 20:48	75-01-4	
Surrogates									
Dibromofluoromethane (S)	97	%.	73-133		500		06/02/20 20:48	1868-53-7	D4
Toluene-d8 (S)	97	%.	73-130		500		06/02/20 20:48	2037-26-5	
4-Bromofluorobenzene (S)	99	%.	55-129		500		06/02/20 20:48	460-00-4	
Percent Moisture	Analytical Method: SM 2540G								
	Pace Analytical Services - Indianapolis								
Percent Moisture	**14.3**	%	0.10	0.10	1		05/29/20 13:39		

This report shall not be reproduced, except in full,
without the written consent of Pace Analytical Services, LLC.

Pace Analytical Services, LLC
7726 Moller Road
Indianapolis, IN 46268
(317)228-3100

ANALYTICAL RESULTS

Project: Amphenol
Pace Project No.: 50258090

Sample: GP-2 SL (21.50-22.00) **Lab ID: 50258090008** Collected: 05/26/20 10:41 Received: 05/26/20 17:08 Matrix: Solid

Results reported on a "dry weight" basis and are adjusted for percent moisture, sample size and any dilutions.

Parameters	Results	Units	Report Limit	MDL	DF	Prepared	Analyzed	CAS No.	Qual
8260 MSV 5035A VOA	Analytical Method: EPA 8260								
	Pace Analytical Services - Indianapolis								
1,1-Dichloroethane	**1.4**	mg/kg	0.71	0.090	200		06/02/20 02:57	75-34-3	
1,2-Dichloroethane	ND	mg/kg	0.0033	0.00026	1		05/29/20 22:36	107-06-2	
cis-1,2-Dichloroethene	**0.87**	mg/kg	0.71	0.14	200		06/02/20 02:57	156-59-2	
trans-1,2-Dichloroethene	**0.0053**	mg/kg	0.0033	0.00015	1		05/29/20 22:36	156-60-5	
Methylene Chloride	ND	mg/kg	0.013	0.0016	1		05/29/20 22:36	75-09-2	
Tetrachloroethene	**0.023**	mg/kg	0.0033	0.00020	1		05/29/20 22:36	127-18-4	
1,1,1-Trichloroethane	ND	mg/kg	0.0033	0.00014	1		05/29/20 22:36	71-55-6	
Trichloroethene	**0.68J**	mg/kg	0.71	0.14	200		06/02/20 02:57	79-01-6	J
Vinyl chloride	ND	mg/kg	0.0033	0.00012	1		05/29/20 22:36	75-01-4	
Surrogates									
Dibromofluoromethane (S)	92	%.	73-133		1		05/29/20 22:36	1868-53-7	
Toluene-d8 (S)	124	%.	73-130		1		05/29/20 22:36	2037-26-5	
4-Bromofluorobenzene (S)	74	%.	55-129		1		05/29/20 22:36	460-00-4	
Percent Moisture	Analytical Method: SM 2540G								
	Pace Analytical Services - Indianapolis								
Percent Moisture	**6.4**	%	0.10	0.10	1		05/29/20 13:39		

This report shall not be reproduced, except in full,
without the written consent of Pace Analytical Services, LLC.

Pace Analytical Services, LLC
7726 Moller Road
Indianapolis, IN 46268
(317)228-3100

ANALYTICAL RESULTS

Project: Amphenol
Pace Project No.: 50258090

Sample: GP-3 SL (17.75-18.25) **Lab ID: 50258090009** Collected: 05/26/20 11:07 Received: 05/26/20 17:08 Matrix: Solid

Results reported on a "dry weight" basis and are adjusted for percent moisture, sample size and any dilutions.

Parameters	Results	Units	Report Limit	MDL	DF	Prepared	Analyzed	CAS No.	Qual
8260 MSV 5035A VOA	Analytical Method: EPA 8260								
	Pace Analytical Services - Indianapolis								
1,1-Dichloroethane	ND	mg/kg	23.0	1.7	5000		05/30/20 01:54	75-34-3	
1,2-Dichloroethane	ND	mg/kg	23.0	1.8	5000		05/30/20 01:54	107-06-2	
cis-1,2-Dichloroethene	ND	mg/kg	23.0	1.4	5000		05/30/20 01:54	156-59-2	
trans-1,2-Dichloroethene	ND	mg/kg	23.0	1.1	5000		05/30/20 01:54	156-60-5	
Methylene Chloride	ND	mg/kg	92.0	11.2	5000		05/30/20 01:54	75-09-2	
Tetrachloroethene	**88.8**	mg/kg	23.0	1.4	5000		05/30/20 01:54	127-18-4	
1,1,1-Trichloroethane	ND	mg/kg	23.0	1.0	5000		05/30/20 01:54	71-55-6	
Trichloroethene	ND	mg/kg	23.0	0.92	5000		05/30/20 01:54	79-01-6	
Vinyl chloride	ND	mg/kg	23.0	0.83	5000		05/30/20 01:54	75-01-4	
Surrogates									
Dibromofluoromethane (S)	91	%.	73-133		5000		05/30/20 01:54	1868-53-7	D4
Toluene-d8 (S)	101	%.	73-130		5000		05/30/20 01:54	2037-26-5	
4-Bromofluorobenzene (S)	105	%.	55-129		5000		05/30/20 01:54	460-00-4	
Percent Moisture	Analytical Method: SM 2540G								
	Pace Analytical Services - Indianapolis								
Percent Moisture	**15.4**	%	0.10	0.10	1		05/29/20 13:39		

This report shall not be reproduced, except in full,
without the written consent of Pace Analytical Services, LLC.

Pace Analytical Services, LLC
7726 Moller Road
Indianapolis, IN 46268
(317)228-3100

ANALYTICAL RESULTS

Project: Amphenol
Pace Project No.: 50258090

Sample: GP-3 SL (18.75-19.25) **Lab ID: 50258090010** Collected: 05/26/20 11:09 Received: 05/26/20 17:08 Matrix: Solid

Results reported on a "dry weight" basis and are adjusted for percent moisture, sample size and any dilutions.

Parameters	Results	Units	Report Limit	MDL	DF	Prepared	Analyzed	CAS No.	Qual
8260 MSV 5035A VOA	Analytical Method: EPA 8260								
	Pace Analytical Services - Indianapolis								
1,1-Dichloroethane	ND	mg/kg	2.5	0.40	500		06/02/20 21:23	75-34-3	
1,2-Dichloroethane	ND	mg/kg	2.5	0.27	500		06/02/20 21:23	107-06-2	
cis-1,2-Dichloroethene	ND	mg/kg	2.5	0.31	500		06/02/20 21:23	156-59-2	
trans-1,2-Dichloroethene	ND	mg/kg	2.5	0.45	500		06/02/20 21:23	156-60-5	
Methylene Chloride	ND	mg/kg	9.9	0.50	500		06/02/20 21:23	75-09-2	
Tetrachloroethene	**117**	mg/kg	2.5	0.43	500		06/02/20 21:23	127-18-4	
1,1,1-Trichloroethane	ND	mg/kg	2.5	0.29	500		06/02/20 21:23	71-55-6	
Trichloroethene	**1.6J**	mg/kg	2.5	0.37	500		06/02/20 21:23	79-01-6	
Vinyl chloride	ND	mg/kg	2.5	0.22	500		06/02/20 21:23	75-01-4	
Surrogates									
Dibromofluoromethane (S)	97	%.	73-133		500		06/02/20 21:23	1868-53-7	D4
Toluene-d8 (S)	97	%.	73-130		500		06/02/20 21:23	2037-26-5	
4-Bromofluorobenzene (S)	99	%.	55-129		500		06/02/20 21:23	460-00-4	
Percent Moisture	Analytical Method: SM 2540G								
	Pace Analytical Services - Indianapolis								
Percent Moisture	**15.9**	%	0.10	0.10	1		05/29/20 14:05		

This report shall not be reproduced, except in full,
without the written consent of Pace Analytical Services, LLC.

Pace Analytical Services, LLC
7726 Moller Road
Indianapolis, IN 46268
(317)228-3100

ANALYTICAL RESULTS

Project: Amphenol
Pace Project No.: 50258090

Sample: GP-3 SL (19.75-20.25) **Lab ID: 50258090011** Collected: 05/26/20 11:15 Received: 05/26/20 17:08 Matrix: Solid

Results reported on a "dry weight" basis and are adjusted for percent moisture, sample size and any dilutions.

Parameters	Results	Units	Report Limit	MDL	DF	Prepared	Analyzed	CAS No.	Qual
8260 MSV 5035A VOA	Analytical Method: EPA 8260								
	Pace Analytical Services - Indianapolis								
1,1-Dichloroethane	ND	mg/kg	2.3	0.37	500		06/02/20 21:57	75-34-3	
1,2-Dichloroethane	ND	mg/kg	2.3	0.25	500		06/02/20 21:57	107-06-2	
cis-1,2-Dichloroethene	ND	mg/kg	2.3	0.29	500		06/02/20 21:57	156-59-2	
trans-1,2-Dichloroethene	ND	mg/kg	2.3	0.42	500		06/02/20 21:57	156-60-5	
Methylene Chloride	ND	mg/kg	9.3	0.46	500		06/02/20 21:57	75-09-2	
Tetrachloroethene	**56.6**	mg/kg	2.3	0.40	500		06/02/20 21:57	127-18-4	
1,1,1-Trichloroethane	ND	mg/kg	2.3	0.27	500		06/02/20 21:57	71-55-6	
Trichloroethene	**1.1J**	mg/kg	2.3	0.34	500		06/02/20 21:57	79-01-6	
Vinyl chloride	ND	mg/kg	2.3	0.20	500		06/02/20 21:57	75-01-4	
Surrogates									
Dibromofluoromethane (S)	100	%.	73-133		500		06/02/20 21:57	1868-53-7	D4
Toluene-d8 (S)	98	%.	73-130		500		06/02/20 21:57	2037-26-5	
4-Bromofluorobenzene (S)	100	%.	55-129		500		06/02/20 21:57	460-00-4	
Percent Moisture	Analytical Method: SM 2540G								
	Pace Analytical Services - Indianapolis								
Percent Moisture	**15.7**	%	0.10	0.10	1		05/29/20 14:05		

This report shall not be reproduced, except in full,
without the written consent of Pace Analytical Services, LLC.

Pace Analytical Services, LLC
7726 Moller Road
Indianapolis, IN 46268
(317)228-3100

ANALYTICAL RESULTS

Project: Amphenol
Pace Project No.: 50258090

Sample: GP-3 SL (21.25-21.75) **Lab ID: 50258090012** Collected: 05/26/20 11:20 Received: 05/26/20 17:08 Matrix: Solid

Results reported on a "dry weight" basis and are adjusted for percent moisture, sample size and any dilutions.

Parameters	Results	Units	Report Limit	MDL	DF	Prepared	Analyzed	CAS No.	Qual
8260 MSV 5035A VOA	Analytical Method: EPA 8260								
	Pace Analytical Services - Indianapolis								
1,1-Dichloroethane	**6.1**	mg/kg	0.37	0.059	100		06/02/20 22:32	75-34-3	
1,2-Dichloroethane	ND	mg/kg	0.0039	0.00031	1		05/30/20 03:40	107-06-2	
cis-1,2-Dichloroethene	**0.38**	mg/kg	0.37	0.045	100		06/02/20 22:32	156-59-2	
trans-1,2-Dichloroethene	ND	mg/kg	0.0039	0.00018	1		05/30/20 03:40	156-60-5	
Methylene Chloride	ND	mg/kg	0.016	0.0019	1		05/30/20 03:40	75-09-2	
Tetrachloroethene	**0.14**	mg/kg	0.0039	0.00023	1		05/30/20 03:40	127-18-4	
1,1,1-Trichloroethane	ND	mg/kg	0.0039	0.00017	1		05/30/20 03:40	71-55-6	
Trichloroethene	**1.4**	mg/kg	0.37	0.054	100		06/02/20 22:32	79-01-6	
Vinyl chloride	ND	mg/kg	0.0039	0.00014	1		05/30/20 03:40	75-01-4	
Surrogates									
Dibromofluoromethane (S)	93	%.	73-133		1		05/30/20 03:40	1868-53-7	
Toluene-d8 (S)	131	%.	73-130		1		05/30/20 03:40	2037-26-5	S5
4-Bromofluorobenzene (S)	119	%.	55-129		1		05/30/20 03:40	460-00-4	
Percent Moisture	Analytical Method: SM 2540G								
	Pace Analytical Services - Indianapolis								
Percent Moisture	**8.5**	%	0.10	0.10	1		05/29/20 14:05		

This report shall not be reproduced, except in full,
without the written consent of Pace Analytical Services, LLC.

Pace Analytical Services, LLC
7726 Moller Road
Indianapolis, IN 46268
(317)228-3100

ANALYTICAL RESULTS

Project: Amphenol
Pace Project No.: 50258090

Sample: GP-4 SL (16.75-17.25) **Lab ID: 50258090013** Collected: 05/26/20 11:46 Received: 05/26/20 17:08 Matrix: Solid

Results reported on a "dry weight" basis and are adjusted for percent moisture, sample size and any dilutions.

Parameters	Results	Units	Report Limit	MDL	DF	Prepared	Analyzed	CAS No.	Qual
8260 MSV 5035A VOA	Analytical Method: EPA 8260								
	Pace Analytical Services - Indianapolis								
1,1-Dichloroethane	ND	mg/kg	0.23	0.017	50		05/30/20 03:09	75-34-3	
1,2-Dichloroethane	ND	mg/kg	0.23	0.018	50		05/30/20 03:09	107-06-2	
cis-1,2-Dichloroethene	ND	mg/kg	0.23	0.014	50		05/30/20 03:09	156-59-2	
trans-1,2-Dichloroethene	ND	mg/kg	0.23	0.011	50		05/30/20 03:09	156-60-5	
Methylene Chloride	**0.70J**	mg/kg	0.92	0.11	50		05/30/20 03:09	75-09-2	
Tetrachloroethene	**10.2**	mg/kg	0.23	0.014	50		05/30/20 03:09	127-18-4	
1,1,1-Trichloroethane	**0.055J**	mg/kg	0.23	0.010	50		05/30/20 03:09	71-55-6	
Trichloroethene	**0.10J**	mg/kg	0.23	0.0092	50		05/30/20 03:09	79-01-6	
Vinyl chloride	ND	mg/kg	0.23	0.0083	50		05/30/20 03:09	75-01-4	
Surrogates									
Dibromofluoromethane (S)	131	%.	73-133		50		05/30/20 03:09	1868-53-7	D4
Toluene-d8 (S)	89	%.	73-130		50		05/30/20 03:09	2037-26-5	
4-Bromofluorobenzene (S)	126	%.	55-129		50		05/30/20 03:09	460-00-4	
Percent Moisture	Analytical Method: SM 2540G								
	Pace Analytical Services - Indianapolis								
Percent Moisture	**16.2**	%	0.10	0.10	1		05/29/20 14:05		

This report shall not be reproduced, except in full,
without the written consent of Pace Analytical Services, LLC.

Pace Analytical Services, LLC
7726 Moller Road
Indianapolis, IN 46268
(317)228-3100

ANALYTICAL RESULTS

Project: Amphenol
Pace Project No.: 50258090

Sample: GP-4 SL (21.75-22.25) **Lab ID: 50258090014** Collected: 05/26/20 11:50 Received: 05/26/20 17:08 Matrix: Solid

Results reported on a "dry weight" basis and are adjusted for percent moisture, sample size and any dilutions.

Parameters	Results	Units	Report Limit	MDL	DF	Prepared	Analyzed	CAS No.	Qual
8260 MSV 5035A VOA	Analytical Method: EPA 8260								
	Pace Analytical Services - Indianapolis								
1,1-Dichloroethane	ND	mg/kg	0.0043	0.00032	1		05/30/20 04:05	75-34-3	
1,2-Dichloroethane	ND	mg/kg	0.0043	0.00034	1		05/30/20 04:05	107-06-2	
cis-1,2-Dichloroethene	ND	mg/kg	0.0043	0.00027	1		05/30/20 04:05	156-59-2	
trans-1,2-Dichloroethene	ND	mg/kg	0.0043	0.00020	1		05/30/20 04:05	156-60-5	
Methylene Chloride	ND	mg/kg	0.017	0.0021	1		05/30/20 04:05	75-09-2	
Tetrachloroethene	**10.4**	mg/kg	0.25	0.029	50		06/02/20 04:07	127-18-4	
1,1,1-Trichloroethane	**0.016**	mg/kg	0.0043	0.00019	1		05/30/20 04:05	71-55-6	
Trichloroethene	**0.18**	mg/kg	0.0043	0.00017	1		05/30/20 04:05	79-01-6	
Vinyl chloride	ND	mg/kg	0.0043	0.00015	1		05/30/20 04:05	75-01-4	
Surrogates									
Dibromofluoromethane (S)	75	%.	73-133		1		05/30/20 04:05	1868-53-7	
Toluene-d8 (S)	108	%.	73-130		1		05/30/20 04:05	2037-26-5	
4-Bromofluorobenzene (S)	97	%.	55-129		1		05/30/20 04:05	460-00-4	
Percent Moisture	Analytical Method: SM 2540G								
	Pace Analytical Services - Indianapolis								
Percent Moisture	**6.1**	%	0.10	0.10	1		05/29/20 14:05		

This report shall not be reproduced, except in full,
without the written consent of Pace Analytical Services, LLC.

Pace Analytical Services, LLC
7726 Moller Road
Indianapolis, IN 46268
(317)228-3100

ANALYTICAL RESULTS

Project: Amphenol
Pace Project No.: 50258090

Sample: GP-4 SL (22.25-22.75) **Lab ID: 50258090015** Collected: 05/26/20 11:53 Received: 05/26/20 17:08 Matrix: Solid

Results reported on a "dry weight" basis and are adjusted for percent moisture, sample size and any dilutions.

Parameters	Results	Units	Report Limit	MDL	DF	Prepared	Analyzed	CAS No.	Qual
8260 MSV 5035A VOA	Analytical Method: EPA 8260								
	Pace Analytical Services - Indianapolis								
1,1-Dichloroethane	ND	mg/kg	0.0041	0.00030	1		06/01/20 15:24	75-34-3	
1,2-Dichloroethane	ND	mg/kg	0.0041	0.00033	1		06/01/20 15:24	107-06-2	
cis-1,2-Dichloroethene	ND	mg/kg	0.0041	0.00025	1		06/01/20 15:24	156-59-2	
trans-1,2-Dichloroethene	ND	mg/kg	0.0041	0.00019	1		06/01/20 15:24	156-60-5	
Methylene Chloride	ND	mg/kg	0.016	0.0020	1		06/01/20 15:24	75-09-2	L1
Tetrachloroethene	**3.2**	mg/kg	0.22	0.026	50		06/02/20 21:40	127-18-4	
1,1,1-Trichloroethane	**0.022**	mg/kg	0.0041	0.00018	1		06/01/20 15:24	71-55-6	
Trichloroethene	**0.22**	mg/kg	0.0041	0.00016	1		06/01/20 15:24	79-01-6	
Vinyl chloride	ND	mg/kg	0.0041	0.00015	1		06/01/20 15:24	75-01-4	
Surrogates									
Dibromofluoromethane (S)	76	%.	73-133		1		06/01/20 15:24	1868-53-7	
Toluene-d8 (S)	109	%.	73-130		1		06/01/20 15:24	2037-26-5	
4-Bromofluorobenzene (S)	99	%.	55-129		1		06/01/20 15:24	460-00-4	
Percent Moisture	Analytical Method: SM 2540G								
	Pace Analytical Services - Indianapolis								
Percent Moisture	**4.1**	%	0.10	0.10	1		05/29/20 14:05		

This report shall not be reproduced, except in full,
without the written consent of Pace Analytical Services, LLC.

Pace Analytical Services, LLC
7726 Moller Road
Indianapolis, IN 46268
(317)228-3100

ANALYTICAL RESULTS

Project: Amphenol
Pace Project No.: 50258090

Sample: GP-4 SL (27.00-27.50) **Lab ID: 50258090016** Collected: 05/26/20 11:56 Received: 05/26/20 17:08 Matrix: Solid

Results reported on a "dry weight" basis and are adjusted for percent moisture, sample size and any dilutions.

Parameters	Results	Units	Report Limit	MDL	DF	Prepared	Analyzed	CAS No.	Qual
8260 MSV 5035A VOA	Analytical Method: EPA 8260								
	Pace Analytical Services - Indianapolis								
1,1-Dichloroethane	ND	mg/kg	0.0035	0.00026	1		06/01/20 15:49	75-34-3	
1,2-Dichloroethane	ND	mg/kg	0.0035	0.00028	1		06/01/20 15:49	107-06-2	
cis-1,2-Dichloroethene	ND	mg/kg	0.0035	0.00022	1		06/01/20 15:49	156-59-2	
trans-1,2-Dichloroethene	ND	mg/kg	0.0035	0.00016	1		06/01/20 15:49	156-60-5	
Methylene Chloride	ND	mg/kg	0.014	0.0017	1		06/01/20 15:49	75-09-2	L1
Tetrachloroethene	ND	mg/kg	0.0035	0.00021	1		06/01/20 15:49	127-18-4	
1,1,1-Trichloroethane	ND	mg/kg	0.0035	0.00016	1		06/01/20 15:49	71-55-6	
Trichloroethene	ND	mg/kg	0.0035	0.00014	1		06/01/20 15:49	79-01-6	
Vinyl chloride	ND	mg/kg	0.0035	0.00013	1		06/01/20 15:49	75-01-4	
Surrogates									
Dibromofluoromethane (S)	98	%.	73-133		1		06/01/20 15:49	1868-53-7	
Toluene-d8 (S)	127	%.	73-130		1		06/01/20 15:49	2037-26-5	
4-Bromofluorobenzene (S)	79	%.	55-129		1		06/01/20 15:49	460-00-4	
Percent Moisture	Analytical Method: SM 2540G								
	Pace Analytical Services - Indianapolis								
Percent Moisture	**8.6**	%	0.10	0.10	1		05/29/20 14:06		

This report shall not be reproduced, except in full,
without the written consent of Pace Analytical Services, LLC.

Pace Analytical Services, LLC
7726 Moller Road
Indianapolis, IN 46268
(317)228-3100

ANALYTICAL RESULTS

Project: Amphenol
Pace Project No.: 50258090

Sample: GP-5 SL (12.50-13.00) MS/MSD 1 **Lab ID: 50258090017** Collected: 05/26/20 12:42 Received: 05/26/20 17:08 Matrix: Solid

Results reported on a "dry weight" basis and are adjusted for percent moisture, sample size and any dilutions.

Parameters	Results	Units	Report Limit	MDL	DF	Prepared	Analyzed	CAS No.	Qual
8260 MSV 5035A VOA	Analytical Method: EPA 8260								
	Pace Analytical Services - Indianapolis								
1,1-Dichloroethane	ND	mg/kg	0.0042	0.00053	1		06/02/20 19:21	75-34-3	M1,R1
1,2-Dichloroethane	ND	mg/kg	0.0042	0.00063	1		06/02/20 19:21	107-06-2	M1
cis-1,2-Dichloroethene	ND	mg/kg	0.0042	0.00084	1		06/02/20 19:21	156-59-2	M1
trans-1,2-Dichloroethene	ND	mg/kg	0.0042	0.00069	1		06/02/20 19:21	156-60-5	
Methylene Chloride	ND	mg/kg	0.017	0.0020	1		06/02/20 19:21	75-09-2	M1,R1
Tetrachloroethene	**0.015**	mg/kg	0.0042	0.00049	1		06/02/20 19:21	127-18-4	
1,1,1-Trichloroethane	ND	mg/kg	0.0042	0.00049	1		06/02/20 19:21	71-55-6	M1
Trichloroethene	**0.0059**	mg/kg	0.0042	0.00080	1		06/02/20 19:21	79-01-6	
Vinyl chloride	ND	mg/kg	0.0042	0.00024	1		06/02/20 19:21	75-01-4	M1,R1
Surrogates									
Dibromofluoromethane (S)	106	%.	73-133		1		06/02/20 19:21	1868-53-7	
Toluene-d8 (S)	98	%.	73-130		1		06/02/20 19:21	2037-26-5	
4-Bromofluorobenzene (S)	95	%.	55-129		1		06/02/20 19:21	460-00-4	
Percent Moisture	Analytical Method: SM 2540G								
	Pace Analytical Services - Indianapolis								
Percent Moisture	**6.9**	%	0.10	0.10	1		05/29/20 14:06		

This report shall not be reproduced, except in full,
without the written consent of Pace Analytical Services, LLC.

Pace Analytical Services, LLC
7726 Moller Road
Indianapolis, IN 46268
(317)228-3100

ANALYTICAL RESULTS

Project: Amphenol
Pace Project No.: 50258090

Sample: GP-5 SL (19.50-20.00) **Lab ID: 50258090018** Collected: 05/26/20 12:45 Received: 05/26/20 17:08 Matrix: Solid

Results reported on a "dry weight" basis and are adjusted for percent moisture, sample size and any dilutions.

Parameters	Results	Units	Report Limit	MDL	DF	Prepared	Analyzed	CAS No.	Qual
8260 MSV 5035A VOA	Analytical Method: EPA 8260								
	Pace Analytical Services - Indianapolis								
1,1-Dichloroethane	ND	mg/kg	0.0053	0.00040	1		06/01/20 16:15	75-34-3	
1,2-Dichloroethane	ND	mg/kg	0.0053	0.00043	1		06/01/20 16:15	107-06-2	
cis-1,2-Dichloroethene	ND	mg/kg	0.0053	0.00033	1		06/01/20 16:15	156-59-2	
trans-1,2-Dichloroethene	ND	mg/kg	0.0053	0.00025	1		06/01/20 16:15	156-60-5	
Methylene Chloride	ND	mg/kg	0.021	0.0026	1		06/01/20 16:15	75-09-2	L1
Tetrachloroethene	**0.027**	mg/kg	0.0053	0.00032	1		06/01/20 16:15	127-18-4	
1,1,1-Trichloroethane	**0.042**	mg/kg	0.0053	0.00024	1		06/01/20 16:15	71-55-6	
Trichloroethene	**2.0**	mg/kg	0.33	0.063	50		06/02/20 22:15	79-01-6	
Vinyl chloride	ND	mg/kg	0.0053	0.00019	1		06/01/20 16:15	75-01-4	
Surrogates									
Dibromofluoromethane (S)	82	%.	73-133		1		06/01/20 16:15	1868-53-7	
Toluene-d8 (S)	106	%.	73-130		1		06/01/20 16:15	2037-26-5	
4-Bromofluorobenzene (S)	97	%.	55-129		1		06/01/20 16:15	460-00-4	
Percent Moisture	Analytical Method: SM 2540G								
	Pace Analytical Services - Indianapolis								
Percent Moisture	**6.0**	%	0.10	0.10	1		05/29/20 14:06		

This report shall not be reproduced, except in full,
without the written consent of Pace Analytical Services, LLC.

Pace Analytical Services, LLC
7726 Moller Road
Indianapolis, IN 46268
(317)228-3100

ANALYTICAL RESULTS

Project: Amphenol
Pace Project No.: 50258090

Sample: GP-5 SL (20.25-20.75) **Lab ID: 50258090019** Collected: 05/26/20 12:50 Received: 05/26/20 17:08 Matrix: Solid

Results reported on a "dry weight" basis and are adjusted for percent moisture, sample size and any dilutions.

Parameters	Results	Units	Report Limit	MDL	DF	Prepared	Analyzed	CAS No.	Qual
8260 MSV 5035A VOA	Analytical Method: EPA 8260								
	Pace Analytical Services - Indianapolis								
1,1-Dichloroethane	ND	mg/kg	0.0041	0.00022	1		06/02/20 14:13	75-34-3	
1,2-Dichloroethane	ND	mg/kg	0.0041	0.00030	1		06/02/20 14:13	107-06-2	
cis-1,2-Dichloroethene	ND	mg/kg	0.0041	0.00027	1		06/02/20 14:13	156-59-2	
trans-1,2-Dichloroethene	ND	mg/kg	0.0041	0.00018	1		06/02/20 14:13	156-60-5	
Methylene Chloride	ND	mg/kg	0.016	0.0020	1		06/02/20 14:13	75-09-2	
Tetrachloroethene	**0.15**	mg/kg	0.0041	0.00017	1		06/02/20 14:13	127-18-4	
1,1,1-Trichloroethane	**0.083**	mg/kg	0.0041	0.00022	1		06/02/20 14:13	71-55-6	
Trichloroethene	**4.9**	mg/kg	0.20	0.011	50		06/02/20 20:35	79-01-6	
Vinyl chloride	ND	mg/kg	0.0041	0.00033	1		06/02/20 14:13	75-01-4	
Surrogates									
Dibromofluoromethane (S)	113	%.	73-133		1		06/02/20 14:13	1868-53-7	
Toluene-d8 (S)	106	%.	73-130		1		06/02/20 14:13	2037-26-5	
4-Bromofluorobenzene (S)	90	%.	55-129		1		06/02/20 14:13	460-00-4	
Percent Moisture	Analytical Method: SM 2540G								
	Pace Analytical Services - Indianapolis								
Percent Moisture	**7.5**	%	0.10	0.10	1		05/29/20 14:06		

This report shall not be reproduced, except in full,
without the written consent of Pace Analytical Services, LLC.

Pace Analytical Services, LLC
7726 Moller Road
Indianapolis, IN 46268
(317)228-3100

ANALYTICAL RESULTS

Project: Amphenol
Pace Project No.: 50258090

Sample: GP-5 SL (20.75-21.25) **Lab ID: 50258090020** Collected: 05/26/20 12:53 Received: 05/26/20 17:08 Matrix: Solid

Results reported on a "dry weight" basis and are adjusted for percent moisture, sample size and any dilutions.

Parameters	Results	Units	Report Limit	MDL	DF	Prepared	Analyzed	CAS No.	Qual
8260 MSV 5035A VOA	Analytical Method: EPA 8260								
	Pace Analytical Services - Indianapolis								
1,1-Dichloroethane	**0.45**	mg/kg	0.24	0.013	50		06/02/20 16:20	75-34-3	
1,2-Dichloroethane	ND	mg/kg	0.0036	0.00026	1		06/02/20 08:07	107-06-2	
cis-1,2-Dichloroethene	ND	mg/kg	0.0036	0.00024	1		06/02/20 08:07	156-59-2	
trans-1,2-Dichloroethene	ND	mg/kg	0.0036	0.00016	1		06/02/20 08:07	156-60-5	
Methylene Chloride	ND	mg/kg	0.014	0.0017	1		06/02/20 08:07	75-09-2	
Tetrachloroethene	**0.020**	mg/kg	0.0036	0.00015	1		06/02/20 08:07	127-18-4	
1,1,1-Trichloroethane	**0.0083**	mg/kg	0.0036	0.00019	1		06/02/20 08:07	71-55-6	
Trichloroethene	**4.6**	mg/kg	0.24	0.013	50		06/02/20 16:20	79-01-6	
Vinyl chloride	ND	mg/kg	0.0036	0.00029	1		06/02/20 08:07	75-01-4	
Surrogates									
Dibromofluoromethane (S)	104	%.	73-133		1		06/02/20 08:07	1868-53-7	
Toluene-d8 (S)	97	%.	73-130		1		06/02/20 08:07	2037-26-5	
4-Bromofluorobenzene (S)	89	%.	55-129		1		06/02/20 08:07	460-00-4	
Percent Moisture	Analytical Method: SM 2540G								
	Pace Analytical Services - Indianapolis								
Percent Moisture	**8.1**	%	0.10	0.10	1		05/29/20 14:06		

This report shall not be reproduced, except in full,
without the written consent of Pace Analytical Services, LLC.

Pace Analytical Services, LLC
7726 Moller Road
Indianapolis, IN 46268
(317)228-3100

ANALYTICAL RESULTS

Project: Amphenol
Pace Project No.: 50258090

Sample: FD-1 SL **Lab ID: 50258090033** Collected: 05/26/20 08:00 Received: 05/26/20 17:08 Matrix: Solid

Results reported on a "dry weight" basis and are adjusted for percent moisture, sample size and any dilutions.

Parameters	Results	Units	Report Limit	MDL	DF	Prepared	Analyzed	CAS No.	Qual
8260 MSV 5035A VOA	Analytical Method: EPA 8260								
	Pace Analytical Services - Indianapolis								
1,1-Dichloroethane	ND	mg/kg	0.0050	0.00046	1		05/30/20 05:39	75-34-3	
1,2-Dichloroethane	ND	mg/kg	0.0050	0.00051	1		05/30/20 05:39	107-06-2	
cis-1,2-Dichloroethene	ND	mg/kg	0.0050	0.00048	1		05/30/20 05:39	156-59-2	
trans-1,2-Dichloroethene	ND	mg/kg	0.0050	0.00047	1		05/30/20 05:39	156-60-5	
Methylene Chloride	ND	mg/kg	0.020	0.0049	1		05/30/20 05:39	75-09-2	
Tetrachloroethene	**10.2**	mg/kg	0.22	0.0095	50		06/01/20 14:34	127-18-4	
1,1,1-Trichloroethane	**0.0069**	mg/kg	0.0050	0.00042	1		05/30/20 05:39	71-55-6	
Trichloroethene	ND	mg/kg	0.0050	0.00045	1		05/30/20 05:39	79-01-6	
Vinyl chloride	ND	mg/kg	0.0050	0.000099	1		05/30/20 05:39	75-01-4	
Surrogates									
Dibromofluoromethane (S)	105	%.	73-133		1		05/30/20 05:39	1868-53-7	
Toluene-d8 (S)	104	%.	73-130		1		05/30/20 05:39	2037-26-5	
4-Bromofluorobenzene (S)	92	%.	55-129		1		05/30/20 05:39	460-00-4	
Percent Moisture	Analytical Method: SM 2540G								
	Pace Analytical Services - Indianapolis								
Percent Moisture	**16.8**	%	0.10	0.10	1		05/29/20 14:20		

This report shall not be reproduced, except in full,
without the written consent of Pace Analytical Services, LLC.

Pace Analytical Services, LLC
7726 Moller Road
Indianapolis, IN 46268
(317)228-3100

ANALYTICAL RESULTS

Project: Amphenol
Pace Project No.: 50258090

Sample: FD-2 SL **Lab ID: 50258090034** Collected: 05/26/20 08:00 Received: 05/26/20 17:08 Matrix: Solid

Results reported on a "dry weight" basis and are adjusted for percent moisture, sample size and any dilutions.

Parameters	Results	Units	Report Limit	MDL	DF	Prepared	Analyzed	CAS No.	Qual
8260 MSV 5035A VOA	Analytical Method: EPA 8260								
	Pace Analytical Services - Indianapolis								
1,1-Dichloroethane	**4.8**	mg/kg	0.17	0.0095	50		06/02/20 15:17	75-34-3	
1,2-Dichloroethane	ND	mg/kg	0.0039	0.00040	1		05/30/20 06:10	107-06-2	
cis-1,2-Dichloroethene	**0.044**	mg/kg	0.0039	0.00037	1		05/30/20 06:10	156-59-2	
trans-1,2-Dichloroethene	ND	mg/kg	0.0039	0.00037	1		05/30/20 06:10	156-60-5	
Methylene Chloride	ND	mg/kg	0.016	0.0038	1		05/30/20 06:10	75-09-2	
Tetrachloroethene	**0.022**	mg/kg	0.0039	0.00029	1		05/30/20 06:10	127-18-4	
1,1,1-Trichloroethane	ND	mg/kg	0.0039	0.00033	1		05/30/20 06:10	71-55-6	
Trichloroethene	**0.036**	mg/kg	0.0039	0.00035	1		05/30/20 06:10	79-01-6	
Vinyl chloride	ND	mg/kg	0.0039	0.000077	1		05/30/20 06:10	75-01-4	
Surrogates									
Dibromofluoromethane (S)	102	%.	73-133		1		05/30/20 06:10	1868-53-7	
Toluene-d8 (S)	101	%.	73-130		1		05/30/20 06:10	2037-26-5	
4-Bromofluorobenzene (S)	98	%.	55-129		1		05/30/20 06:10	460-00-4	
Percent Moisture	Analytical Method: SM 2540G								
	Pace Analytical Services - Indianapolis								
Percent Moisture	**7.1**	%	0.10	0.10	1		05/29/20 14:20		

This report shall not be reproduced, except in full,
without the written consent of Pace Analytical Services, LLC.

Pace Analytical Services, LLC
7726 Moller Road
Indianapolis, IN 46268
(317)228-3100

ANALYTICAL RESULTS

Project: Amphenol
Pace Project No.: 50258090

Sample: EB-1 WT **Lab ID: 50258090036** Collected: 05/26/20 15:45 Received: 05/26/20 17:08 Matrix: Water

Parameters	Results	Units	Report Limit	MDL	DF	Prepared	Analyzed	CAS No.	Qual
8260/5030 MSV	Analytical Method: EPA 8260								
	Pace Analytical Services - Indianapolis								
1,1-Dichloroethane	ND	ug/L	5.0	0.41	1		05/29/20 23:39	75-34-3	
1,2-Dichloroethane	ND	ug/L	5.0	0.41	1		05/29/20 23:39	107-06-2	
cis-1,2-Dichloroethene	ND	ug/L	5.0	0.46	1		05/29/20 23:39	156-59-2	
trans-1,2-Dichloroethene	ND	ug/L	5.0	0.32	1		05/29/20 23:39	156-60-5	
Methylene Chloride	ND	ug/L	5.0	0.86	1		05/29/20 23:39	75-09-2	
Tetrachloroethene	ND	ug/L	5.0	0.44	1		05/29/20 23:39	127-18-4	
1,1,1-Trichloroethane	ND	ug/L	5.0	0.40	1		05/29/20 23:39	71-55-6	
Trichloroethene	ND	ug/L	5.0	0.51	1		05/29/20 23:39	79-01-6	
Vinyl chloride	ND	ug/L	2.0	0.28	1		05/29/20 23:39	75-01-4	
Surrogates									
Dibromofluoromethane (S)	108	%.	75-120		1		05/29/20 23:39	1868-53-7	
4-Bromofluorobenzene (S)	102	%.	85-116		1		05/29/20 23:39	460-00-4	
Toluene-d8 (S)	100	%.	83-111		1		05/29/20 23:39	2037-26-5	

This report shall not be reproduced, except in full,
without the written consent of Pace Analytical Services, LLC.

Pace Analytical Services, LLC
7726 Moller Road
Indianapolis, IN 46268
(317)228-3100

ANALYTICAL RESULTS

Project: Amphenol
Pace Project No.: 50258090

Sample: TB-1 WT **Lab ID: 50258090037** Collected: 05/26/20 09:30 Received: 05/26/20 17:08 Matrix: Water

Parameters	Results	Units	Report Limit	MDL	DF	Prepared	Analyzed	CAS No.	Qual
8260/5030 MSV	Analytical Method: EPA 8260								
	Pace Analytical Services - Indianapolis								
1,1-Dichloroethane	ND	ug/L	5.0	0.41	1		05/30/20 00:12	75-34-3	
1,2-Dichloroethane	ND	ug/L	5.0	0.41	1		05/30/20 00:12	107-06-2	
cis-1,2-Dichloroethene	ND	ug/L	5.0	0.46	1		05/30/20 00:12	156-59-2	
trans-1,2-Dichloroethene	ND	ug/L	5.0	0.32	1		05/30/20 00:12	156-60-5	
Methylene Chloride	ND	ug/L	5.0	0.86	1		05/30/20 00:12	75-09-2	
Tetrachloroethene	ND	ug/L	5.0	0.44	1		05/30/20 00:12	127-18-4	
1,1,1-Trichloroethane	ND	ug/L	5.0	0.40	1		05/30/20 00:12	71-55-6	
Trichloroethene	ND	ug/L	5.0	0.51	1		05/30/20 00:12	79-01-6	
Vinyl chloride	ND	ug/L	2.0	0.28	1		05/30/20 00:12	75-01-4	
Surrogates									
Dibromofluoromethane (S)	109	%.	75-120		1		05/30/20 00:12	1868-53-7	
4-Bromofluorobenzene (S)	101	%.	85-116		1		05/30/20 00:12	460-00-4	
Toluene-d8 (S)	98	%.	83-111		1		05/30/20 00:12	2037-26-5	

This report shall not be reproduced, except in full,
without the written consent of Pace Analytical Services, LLC.

Pace Analytical Services, LLC
7726 Moller Road
Indianapolis, IN 46268
(317)228-3100

QUALITY CONTROL DATA

Project: Amphenol
Pace Project No.: 50258090

QC Batch: 564481
QC Batch Method: EPA 8260
Analysis Method: EPA 8260
Analysis Description: 8260 MSV
Laboratory: Pace Analytical Services - Indianapolis
Associated Lab Samples: 50258090036, 50258090037

METHOD BLANK: 2604304
Matrix: Water
Associated Lab Samples: 50258090036, 50258090037

Parameter	Units	Blank Result	Reporting Limit	MDL	Analyzed	Qualifiers
1,1,1-Trichloroethane	ug/L	ND	5.0	0.40	05/29/20 18:46	
1,1-Dichloroethane	ug/L	ND	5.0	0.41	05/29/20 18:46	
1,2-Dichloroethane	ug/L	ND	5.0	0.41	05/29/20 18:46	
cis-1,2-Dichloroethene	ug/L	ND	5.0	0.46	05/29/20 18:46	
Methylene Chloride	ug/L	ND	5.0	0.86	05/29/20 18:46	
Tetrachloroethene	ug/L	ND	5.0	0.44	05/29/20 18:46	
trans-1,2-Dichloroethene	ug/L	ND	5.0	0.32	05/29/20 18:46	
Trichloroethene	ug/L	ND	5.0	0.51	05/29/20 18:46	
Vinyl chloride	ug/L	ND	2.0	0.28	05/29/20 18:46	
4-Bromofluorobenzene (S)	%.	101	85-116		05/29/20 18:46	
Dibromofluoromethane (S)	%.	110	75-120		05/29/20 18:46	
Toluene-d8 (S)	%.	98	83-111		05/29/20 18:46	

LABORATORY CONTROL SAMPLE: 2604305

Parameter	Units	Spike Conc.	LCS Result	LCS % Rec	% Rec Limits	Qualifiers
1,1,1-Trichloroethane	ug/L	50	52.8	106	78-130	
1,1-Dichloroethane	ug/L	50	52.9	106	77-123	
1,2-Dichloroethane	ug/L	50	47.1	94	66-127	
cis-1,2-Dichloroethene	ug/L	50	52.1	104	76-120	
Methylene Chloride	ug/L	50	51.2	102	68-126	
Tetrachloroethene	ug/L	50	45.1	90	70-123	
trans-1,2-Dichloroethene	ug/L	50	53.4	107	79-126	
Trichloroethene	ug/L	50	47.9	96	78-120	
Vinyl chloride	ug/L	50	49.2	98	55-122	
4-Bromofluorobenzene (S)	%.			101	85-116	
Dibromofluoromethane (S)	%.			110	75-120	
Toluene-d8 (S)	%.			96	83-111	

Results presented on this page are in the units indicated by the "Units" column except where an alternate unit is presented to the right of the result.

This report shall not be reproduced, except in full,
without the written consent of Pace Analytical Services, LLC.

Pace Analytical Services, LLC
7726 Moller Road
Indianapolis, IN 46268
(317)228-3100

QUALITY CONTROL DATA

Project: Amphenol
Pace Project No.: 50258090

QC Batch: 564411
QC Batch Method: EPA 8260
Analysis Method: EPA 8260
Analysis Description: 8260 MSV 5035A Volatile Organics
Laboratory: Pace Analytical Services - Indianapolis
Associated Lab Samples: 50258090001, 50258090002, 50258090003, 50258090004, 50258090005, 50258090006, 50258090008

METHOD BLANK: 2603815
Matrix: Solid
Associated Lab Samples: 50258090001, 50258090002, 50258090003, 50258090004, 50258090005, 50258090006, 50258090008

Parameter	Units	Blank Result	Reporting Limit	MDL	Analyzed	Qualifiers
1,1,1-Trichloroethane	mg/kg	ND	0.0050	0.00022	05/29/20 12:56	
1,1-Dichloroethane	mg/kg	ND	0.0050	0.00037	05/29/20 12:56	
1,2-Dichloroethane	mg/kg	ND	0.0050	0.00040	05/29/20 12:56	
cis-1,2-Dichloroethene	mg/kg	ND	0.0050	0.00031	05/29/20 12:56	
Methylene Chloride	mg/kg	ND	0.020	0.0024	05/29/20 12:56	
Tetrachloroethene	mg/kg	ND	0.0050	0.00086	05/29/20 12:56	
trans-1,2-Dichloroethene	mg/kg	ND	0.0050	0.00023	05/29/20 12:56	
Trichloroethene	mg/kg	ND	0.0050	0.00020	05/29/20 12:56	
Vinyl chloride	mg/kg	ND	0.0050	0.00018	05/29/20 12:56	
4-Bromofluorobenzene (S)	%.	107	55-129		05/29/20 12:56	
Dibromofluoromethane (S)	%.	99	73-133		05/29/20 12:56	
Toluene-d8 (S)	%.	99	73-130		05/29/20 12:56	

LABORATORY CONTROL SAMPLE: 2603816

Parameter	Units	Spike Conc.	LCS Result	LCS % Rec	% Rec Limits	Qualifiers
1,1,1-Trichloroethane	mg/kg	0.05	0.052	104	72-132	
1,1-Dichloroethane	mg/kg	0.05	0.048	96	73-122	
1,2-Dichloroethane	mg/kg	0.05	0.049	98	67-129	
cis-1,2-Dichloroethene	mg/kg	0.05	0.049	98	73-117	
Methylene Chloride	mg/kg	0.05	0.066	132	62-137	
Tetrachloroethene	mg/kg	0.05	0.043	87	59-119	
trans-1,2-Dichloroethene	mg/kg	0.05	0.047	95	71-125	
Trichloroethene	mg/kg	0.05	0.051	102	68-118	
Vinyl chloride	mg/kg	0.05	0.051	101	49-125	
4-Bromofluorobenzene (S)	%.			95	55-129	
Dibromofluoromethane (S)	%.			90	73-133	
Toluene-d8 (S)	%.			104	73-130	

Results presented on this page are in the units indicated by the "Units" column except where an alternate unit is presented to the right of the result.

This report shall not be reproduced, except in full,
without the written consent of Pace Analytical Services, LLC.

Pace Analytical Services, LLC
7726 Moller Road
Indianapolis, IN 46268
(317)228-3100

QUALITY CONTROL DATA

Project: Amphenol
Pace Project No.: 50258090

QC Batch: 564416
QC Batch Method: EPA 8260
Analysis Method: EPA 8260
Analysis Description: 8260 MSV 5035A Volatile Organics
Laboratory: Pace Analytical Services - Indianapolis
Associated Lab Samples: 50258090009, 50258090012, 50258090013, 50258090014

METHOD BLANK: 2603834
Matrix: Solid
Associated Lab Samples: 50258090009, 50258090012, 50258090013, 50258090014

Parameter	Units	Blank Result	Reporting Limit	MDL	Analyzed	Qualifiers
1,1,1-Trichloroethane	mg/kg	ND	0.0050	0.00022	05/30/20 01:05	
1,1-Dichloroethane	mg/kg	ND	0.0050	0.00037	05/30/20 01:05	
1,2-Dichloroethane	mg/kg	ND	0.0050	0.00040	05/30/20 01:05	
cis-1,2-Dichloroethene	mg/kg	ND	0.0050	0.00031	05/30/20 01:05	
Methylene Chloride	mg/kg	0.0048J	0.020	0.0024	05/30/20 01:05	
Tetrachloroethene	mg/kg	ND	0.0050	0.00030	05/30/20 01:05	
trans-1,2-Dichloroethene	mg/kg	ND	0.0050	0.00023	05/30/20 01:05	
Trichloroethene	mg/kg	ND	0.0050	0.00020	05/30/20 01:05	
Vinyl chloride	mg/kg	ND	0.0050	0.00018	05/30/20 01:05	
4-Bromofluorobenzene (S)	%.	108	55-129		05/30/20 01:05	
Dibromofluoromethane (S)	%.	99	73-133		05/30/20 01:05	
Toluene-d8 (S)	%.	98	73-130		05/30/20 01:05	

LABORATORY CONTROL SAMPLE: 2603835

Parameter	Units	Spike Conc.	LCS Result	LCS % Rec	% Rec Limits	Qualifiers
1,1,1-Trichloroethane	mg/kg	0.05	0.055	110	72-132	
1,1-Dichloroethane	mg/kg	0.05	0.049	98	73-122	
1,2-Dichloroethane	mg/kg	0.05	0.046	92	67-129	
cis-1,2-Dichloroethene	mg/kg	0.05	0.048	95	73-117	
Methylene Chloride	mg/kg	0.05	0.068	137	62-137	
Tetrachloroethene	mg/kg	0.05	0.039	77	59-119	
trans-1,2-Dichloroethene	mg/kg	0.05	0.047	94	71-125	
Trichloroethene	mg/kg	0.05	0.050	100	68-118	
Vinyl chloride	mg/kg	0.05	0.053	107	49-125	
4-Bromofluorobenzene (S)	%.			95	55-129	
Dibromofluoromethane (S)	%.			88	73-133	
Toluene-d8 (S)	%.			100	73-130	

Results presented on this page are in the units indicated by the "Units" column except where an alternate unit is presented to the right of the result.

This report shall not be reproduced, except in full,
without the written consent of Pace Analytical Services, LLC.

Pace Analytical Services, LLC
7726 Moller Road
Indianapolis, IN 46268
(317)228-3100

QUALITY CONTROL DATA

Project: Amphenol
Pace Project No.: 50258090

QC Batch: 564468
QC Batch Method: EPA 8260
Analysis Method: EPA 8260
Analysis Description: 8260 MSV 5035A Volatile Organics
Laboratory: Pace Analytical Services - Indianapolis

Associated Lab Samples: 50258090033, 50258090034

METHOD BLANK: 2604207 Matrix: Solid
Associated Lab Samples: 50258090033, 50258090034

Parameter	Units	Blank Result	Reporting Limit	MDL	Analyzed	Qualifiers
1,1,1-Trichloroethane	mg/kg	ND	0.0050	0.00042	05/30/20 02:59	
1,1-Dichloroethane	mg/kg	ND	0.0050	0.00046	05/30/20 02:59	
1,2-Dichloroethane	mg/kg	ND	0.0050	0.00051	05/30/20 02:59	
cis-1,2-Dichloroethene	mg/kg	ND	0.0050	0.00048	05/30/20 02:59	
Methylene Chloride	mg/kg	ND	0.020	0.0049	05/30/20 02:59	
Tetrachloroethene	mg/kg	ND	0.0050	0.00021	05/30/20 02:59	
trans-1,2-Dichloroethene	mg/kg	ND	0.0050	0.00047	05/30/20 02:59	
Trichloroethene	mg/kg	ND	0.0050	0.00045	05/30/20 02:59	
Vinyl chloride	mg/kg	ND	0.0050	0.000099	05/30/20 02:59	
4-Bromofluorobenzene (S)	%.	98	55-129		05/30/20 02:59	
Dibromofluoromethane (S)	%.	105	73-133		05/30/20 02:59	
Toluene-d8 (S)	%.	98	73-130		05/30/20 02:59	

LABORATORY CONTROL SAMPLE: 2604208

Parameter	Units	Spike Conc.	LCS Result	LCS % Rec	% Rec Limits	Qualifiers
1,1,1-Trichloroethane	mg/kg	0.05	0.049	98	72-132	
1,1-Dichloroethane	mg/kg	0.05	0.050	101	73-122	
1,2-Dichloroethane	mg/kg	0.05	0.049	98	67-129	
cis-1,2-Dichloroethene	mg/kg	0.05	0.049	98	73-117	
Methylene Chloride	mg/kg	0.05	0.049	99	62-137	
Tetrachloroethene	mg/kg	0.05	0.041	82	59-119	
trans-1,2-Dichloroethene	mg/kg	0.05	0.050	99	71-125	
Trichloroethene	mg/kg	0.05	0.045	91	68-118	
Vinyl chloride	mg/kg	0.05	0.051	101	49-125	
4-Bromofluorobenzene (S)	%.			100	55-129	
Dibromofluoromethane (S)	%.			104	73-133	
Toluene-d8 (S)	%.			96	73-130	

MATRIX SPIKE & MATRIX SPIKE DUPLICATE: 2604209 2604210

Parameter	Units	50258090029 Result	MS Spike Conc.	MSD Spike Conc.	MS Result	MSD Result	MS % Rec	MSD % Rec	% Rec Limits	RPD	Max RPD	Qual
1,1,1-Trichloroethane	mg/kg	ND	0.045	0.042	0.044	0.041	98	97	48-141	7	20	
1,1-Dichloroethane	mg/kg	ND	0.045	0.042	0.043	0.040	96	96	22-160	7	20	
1,2-Dichloroethane	mg/kg	ND	0.045	0.042	0.035	0.036	79	85	35-142	2	20	
cis-1,2-Dichloroethene	mg/kg	ND	0.045	0.042	0.035	0.035	79	83	30-143	1	20	

Results presented on this page are in the units indicated by the "Units" column except where an alternate unit is presented to the right of the result.

This report shall not be reproduced, except in full,
without the written consent of Pace Analytical Services, LLC.

Pace Analytical Services, LLC
7726 Moller Road
Indianapolis, IN 46268
(317)228-3100

QUALITY CONTROL DATA

Project: Amphenol
Pace Project No.: 50258090

MATRIX SPIKE & MATRIX SPIKE DUPLICATE: 2604209 2604210

Parameter	Units	50258090029 Result	MS Spike Conc.	MSD Spike Conc.	MS Result	MSD Result	MS % Rec	MSD % Rec	% Rec Limits	RPD	Max RPD	Qual
Methylene Chloride	mg/kg	ND	0.045	0.042	0.048	0.033	101	72	24-158	36	20	R1
Tetrachloroethene	mg/kg	0.20	0.045	0.042	0.48	0.34	640	345	10-173	34	20	M1,R1
trans-1,2-Dichloroethene	mg/kg	ND	0.045	0.042	0.031	0.024	69	57	28-156	26	20	R1
Trichloroethene	mg/kg	ND	0.045	0.042	0.038	0.037	81	84	12-153	3	20	
Vinyl chloride	mg/kg	ND	0.045	0.042	0.039	0.035	87	84	21-155	10	20	
4-Bromofluorobenzene (S)	%.						94	95	55-129			
Dibromofluoromethane (S)	%.						101	103	73-133			
Toluene-d8 (S)	%.						102	101	73-130			

Results presented on this page are in the units indicated by the "Units" column except where an alternate unit is presented to the right of the result.

This report shall not be reproduced, except in full,
without the written consent of Pace Analytical Services, LLC.

Pace Analytical Services, LLC
7726 Moller Road
Indianapolis, IN 46268
(317)228-3100

QUALITY CONTROL DATA

Project: Amphenol
Pace Project No.: 50258090

QC Batch: 564747
QC Batch Method: EPA 8260
Analysis Method: EPA 8260
Analysis Description: 8260 MSV 5035A Volatile Organics
Laboratory: Pace Analytical Services - Indianapolis

Associated Lab Samples: 50258090020

METHOD BLANK: 2605289
Matrix: Solid
Associated Lab Samples: 50258090020

Parameter	Units	Blank Result	Reporting Limit	MDL	Analyzed	Qualifiers
1,1,1-Trichloroethane	mg/kg	ND	0.0050	0.00027	06/01/20 23:37	
1,1-Dichloroethane	mg/kg	ND	0.0050	0.00027	06/01/20 23:37	
1,2-Dichloroethane	mg/kg	ND	0.0050	0.00036	06/01/20 23:37	
cis-1,2-Dichloroethene	mg/kg	ND	0.0050	0.00033	06/01/20 23:37	
Methylene Chloride	mg/kg	ND	0.020	0.0024	06/01/20 23:37	
Tetrachloroethene	mg/kg	ND	0.0050	0.00021	06/01/20 23:37	
trans-1,2-Dichloroethene	mg/kg	ND	0.0050	0.00022	06/01/20 23:37	
Trichloroethene	mg/kg	ND	0.0050	0.00027	06/01/20 23:37	
Vinyl chloride	mg/kg	ND	0.0050	0.00041	06/01/20 23:37	
4-Bromofluorobenzene (S)	%.	99	55-129		06/01/20 23:37	
Dibromofluoromethane (S)	%.	108	73-133		06/01/20 23:37	
Toluene-d8 (S)	%.	96	73-130		06/01/20 23:37	

LABORATORY CONTROL SAMPLE: 2605290

Parameter	Units	Spike Conc.	LCS Result	LCS % Rec	% Rec Limits	Qualifiers
1,1,1-Trichloroethane	mg/kg	0.05	0.048	95	72-132	
1,2-Dichloroethane	mg/kg	0.05	0.046	92	67-129	
cis-1,2-Dichloroethene	mg/kg	0.05	0.047	94	73-117	
Tetrachloroethene	mg/kg	0.05	0.042	84	59-119	
trans-1,2-Dichloroethene	mg/kg	0.05	0.049	98	71-125	
Trichloroethene	mg/kg	0.05	0.047	94	68-118	
Vinyl chloride	mg/kg	0.05	0.059	117	49-125	
4-Bromofluorobenzene (S)	%.			101	55-129	
Dibromofluoromethane (S)	%.			102	73-133	
Toluene-d8 (S)	%.			97	73-130	

Results presented on this page are in the units indicated by the "Units" column except where an alternate unit is presented to the right of the result.

This report shall not be reproduced, except in full,
without the written consent of Pace Analytical Services, LLC.

Pace Analytical Services, LLC
7726 Moller Road
Indianapolis, IN 46268
(317)228-3100

QUALITY CONTROL DATA

Project: Amphenol
Pace Project No.: 50258090

QC Batch: 564772
QC Batch Method: EPA 8260
Analysis Method: EPA 8260
Analysis Description: 8260 MSV 5035A Volatile Organics
Laboratory: Pace Analytical Services - Indianapolis
Associated Lab Samples: 50258090015, 50258090016, 50258090018

METHOD BLANK: 2605354
Matrix: Solid
Associated Lab Samples: 50258090015, 50258090016, 50258090018

Parameter	Units	Blank Result	Reporting Limit	MDL	Analyzed	Qualifiers
1,1,1-Trichloroethane	mg/kg	ND	0.0050	0.00022	06/01/20 11:18	
1,1-Dichloroethane	mg/kg	ND	0.0050	0.00037	06/01/20 11:18	
1,2-Dichloroethane	mg/kg	ND	0.0050	0.00040	06/01/20 11:18	
cis-1,2-Dichloroethene	mg/kg	ND	0.0050	0.00031	06/01/20 11:18	
Methylene Chloride	mg/kg	ND	0.020	0.0024	06/01/20 11:18	
Tetrachloroethene	mg/kg	ND	0.0050	0.00059	06/01/20 11:18	
trans-1,2-Dichloroethene	mg/kg	ND	0.0050	0.00023	06/01/20 11:18	
Trichloroethene	mg/kg	ND	0.0050	0.00020	06/01/20 11:18	
Vinyl chloride	mg/kg	ND	0.0050	0.00018	06/01/20 11:18	
4-Bromofluorobenzene (S)	%.	106	55-129		06/01/20 11:18	
Dibromofluoromethane (S)	%.	97	73-133		06/01/20 11:18	
Toluene-d8 (S)	%.	99	73-130		06/01/20 11:18	

LABORATORY CONTROL SAMPLE: 2605355

Parameter	Units	Spike Conc.	LCS Result	LCS % Rec	% Rec Limits	Qualifiers
1,1,1-Trichloroethane	mg/kg	0.05	0.051	102	72-132	
1,1-Dichloroethane	mg/kg	0.05	0.044	88	73-122	
1,2-Dichloroethane	mg/kg	0.05	0.046	92	67-129	
cis-1,2-Dichloroethene	mg/kg	0.05	0.046	93	73-117	
Methylene Chloride	mg/kg	0.05	0.070	140	62-137	L1
Tetrachloroethene	mg/kg	0.05	0.041	82	59-119	
trans-1,2-Dichloroethene	mg/kg	0.05	0.044	89	71-125	
Trichloroethene	mg/kg	0.05	0.049	98	68-118	
Vinyl chloride	mg/kg	0.05	0.056	112	49-125	
4-Bromofluorobenzene (S)	%.			93	55-129	
Dibromofluoromethane (S)	%.			84	73-133	
Toluene-d8 (S)	%.			101	73-130	

Results presented on this page are in the units indicated by the "Units" column except where an alternate unit is presented to the right of the result.

This report shall not be reproduced, except in full,
without the written consent of Pace Analytical Services, LLC.

Pace Analytical Services, LLC
7726 Moller Road
Indianapolis, IN 46268
(317)228-3100

QUALITY CONTROL DATA

Project: Amphenol
Pace Project No.: 50258090

QC Batch: 565014
QC Batch Method: EPA 8260
Analysis Method: EPA 8260
Analysis Description: 8260 MSV 5035A Volatile Organics
Laboratory: Pace Analytical Services - Indianapolis

Associated Lab Samples: 50258090019

METHOD BLANK: 2606257
Matrix: Solid
Associated Lab Samples: 50258090019

Parameter	Units	Blank Result	Reporting Limit	MDL	Analyzed	Qualifiers
1,1,1-Trichloroethane	mg/kg	ND	0.0050	0.00027	06/02/20 12:37	
1,1-Dichloroethane	mg/kg	ND	0.0050	0.00027	06/02/20 12:37	
1,2-Dichloroethane	mg/kg	ND	0.0050	0.00036	06/02/20 12:37	
cis-1,2-Dichloroethene	mg/kg	ND	0.0050	0.00033	06/02/20 12:37	
Methylene Chloride	mg/kg	ND	0.020	0.0024	06/02/20 12:37	
Tetrachloroethene	mg/kg	ND	0.0050	0.00021	06/02/20 12:37	
trans-1,2-Dichloroethene	mg/kg	ND	0.0050	0.00022	06/02/20 12:37	
Trichloroethene	mg/kg	ND	0.0050	0.00027	06/02/20 12:37	
Vinyl chloride	mg/kg	ND	0.0050	0.00041	06/02/20 12:37	
4-Bromofluorobenzene (S)	%.	106	55-129		06/02/20 12:37	
Dibromofluoromethane (S)	%.	103	73-133		06/02/20 12:37	
Toluene-d8 (S)	%.	106	73-130		06/02/20 12:37	

LABORATORY CONTROL SAMPLE: 2606258

Parameter	Units	Spike Conc.	LCS Result	LCS % Rec	% Rec Limits	Qualifiers
1,1,1-Trichloroethane	mg/kg	0.05	0.046	93	72-132	
1,1-Dichloroethane	mg/kg	0.05	0.047	94	73-122	
1,2-Dichloroethane	mg/kg	0.05	0.045	91	67-129	
cis-1,2-Dichloroethene	mg/kg	0.05	0.045	90	73-117	
Methylene Chloride	mg/kg	0.05	0.059	118	62-137	
Tetrachloroethene	mg/kg	0.05	0.045	90	59-119	
trans-1,2-Dichloroethene	mg/kg	0.05	0.049	98	71-125	
Trichloroethene	mg/kg	0.05	0.045	90	68-118	
Vinyl chloride	mg/kg	0.05	0.054	108	49-125	
4-Bromofluorobenzene (S)	%.			94	55-129	
Dibromofluoromethane (S)	%.			105	73-133	
Toluene-d8 (S)	%.			88	73-130	

Results presented on this page are in the units indicated by the "Units" column except where an alternate unit is presented to the right of the result.

This report shall not be reproduced, except in full,
without the written consent of Pace Analytical Services, LLC.

Pace Analytical Services, LLC
7726 Moller Road
Indianapolis, IN 46268
(317)228-3100

QUALITY CONTROL DATA

Project: Amphenol
Pace Project No.: 50258090

QC Batch: 565033
QC Batch Method: EPA 8260
Analysis Method: EPA 8260
Analysis Description: 8260 MSV 5035A Volatile Organics
Laboratory: Pace Analytical Services - Indianapolis
Associated Lab Samples: 50258090007, 50258090010, 50258090011

METHOD BLANK: 2606305 Matrix: Solid
Associated Lab Samples: 50258090007, 50258090010, 50258090011

Parameter	Units	Blank Result	Reporting Limit	MDL	Analyzed	Qualifiers
1,1,1-Trichloroethane	mg/kg	ND	0.0050	0.00059	06/02/20 12:41	
1,1-Dichloroethane	mg/kg	ND	0.0050	0.00080	06/02/20 12:41	
1,2-Dichloroethane	mg/kg	ND	0.0050	0.00054	06/02/20 12:41	
cis-1,2-Dichloroethene	mg/kg	ND	0.0050	0.00062	06/02/20 12:41	
Methylene Chloride	mg/kg	ND	0.020	0.0010	06/02/20 12:41	
Tetrachloroethene	mg/kg	ND	0.0050	0.00086	06/02/20 12:41	
trans-1,2-Dichloroethene	mg/kg	ND	0.0050	0.00090	06/02/20 12:41	
Trichloroethene	mg/kg	ND	0.0050	0.00074	06/02/20 12:41	
Vinyl chloride	mg/kg	ND	0.0050	0.00044	06/02/20 12:41	
4-Bromofluorobenzene (S)	%.	101	55-129		06/02/20 12:41	
Dibromofluoromethane (S)	%.	104	73-133		06/02/20 12:41	
Toluene-d8 (S)	%.	98	73-130		06/02/20 12:41	

LABORATORY CONTROL SAMPLE: 2606306

Parameter	Units	Spike Conc.	LCS Result	LCS % Rec	% Rec Limits	Qualifiers
1,1,1-Trichloroethane	mg/kg	0.05	0.049	99	72-132	
1,1-Dichloroethane	mg/kg	0.05	0.049	99	73-122	
1,2-Dichloroethane	mg/kg	0.05	0.046	92	67-129	
cis-1,2-Dichloroethene	mg/kg	0.05	0.050	99	73-117	
Methylene Chloride	mg/kg	0.05	0.049	98	62-137	
Tetrachloroethene	mg/kg	0.05	0.046	93	59-119	
trans-1,2-Dichloroethene	mg/kg	0.05	0.050	100	71-125	
Trichloroethene	mg/kg	0.05	0.048	96	68-118	
Vinyl chloride	mg/kg	0.05	0.050	100	49-125	
4-Bromofluorobenzene (S)	%.			98	55-129	
Dibromofluoromethane (S)	%.			94	73-133	
Toluene-d8 (S)	%.			100	73-130	

Results presented on this page are in the units indicated by the "Units" column except where an alternate unit is presented to the right of the result.

This report shall not be reproduced, except in full,
without the written consent of Pace Analytical Services, LLC.

Pace Analytical Services, LLC
7726 Moller Road
Indianapolis, IN 46268
(317)228-3100

QUALITY CONTROL DATA

Project: Amphenol
Pace Project No.: 50258090

QC Batch: 565034
QC Batch Method: EPA 8260
Analysis Method: EPA 8260
Analysis Description: 8260 MSV 5035A Volatile Organics
Laboratory: Pace Analytical Services - Indianapolis

Associated Lab Samples: 50258090017

METHOD BLANK: 2606307 Matrix: Solid
Associated Lab Samples: 50258090017

Parameter	Units	Blank Result	Reporting Limit	MDL	Analyzed	Qualifiers
1,1,1-Trichloroethane	mg/kg	ND	0.0050	0.00059	06/02/20 13:34	
1,1-Dichloroethane	mg/kg	ND	0.0050	0.00063	06/02/20 13:34	
1,2-Dichloroethane	mg/kg	ND	0.0050	0.00075	06/02/20 13:34	
cis-1,2-Dichloroethene	mg/kg	ND	0.0050	0.0010	06/02/20 13:34	
Methylene Chloride	mg/kg	ND	0.020	0.0024	06/02/20 13:34	
Tetrachloroethene	mg/kg	ND	0.0050	0.00059	06/02/20 13:34	
trans-1,2-Dichloroethene	mg/kg	ND	0.0050	0.00082	06/02/20 13:34	
Trichloroethene	mg/kg	ND	0.0050	0.00096	06/02/20 13:34	
Vinyl chloride	mg/kg	ND	0.0050	0.00029	06/02/20 13:34	
4-Bromofluorobenzene (S)	%.	98	55-129		06/02/20 13:34	
Dibromofluoromethane (S)	%.	103	73-133		06/02/20 13:34	
Toluene-d8 (S)	%.	96	73-130		06/02/20 13:34	

LABORATORY CONTROL SAMPLE: 2606308

Parameter	Units	Spike Conc.	LCS Result	LCS % Rec	% Rec Limits	Qualifiers
1,1,1-Trichloroethane	mg/kg	0.05	0.061	122	72-132	
1,1-Dichloroethane	mg/kg	0.05	0.057	114	73-122	
1,2-Dichloroethane	mg/kg	0.05	0.057	114	67-129	
cis-1,2-Dichloroethene	mg/kg	0.05	0.055	110	73-117	
Methylene Chloride	mg/kg	0.05	0.055	111	62-137	
Tetrachloroethene	mg/kg	0.05	0.056	111	59-119	
trans-1,2-Dichloroethene	mg/kg	0.05	0.060	120	71-125	
Trichloroethene	mg/kg	0.05	0.056	112	68-118	
Vinyl chloride	mg/kg	0.05	0.047	94	49-125	
4-Bromofluorobenzene (S)	%.			100	55-129	
Dibromofluoromethane (S)	%.			95	73-133	
Toluene-d8 (S)	%.			101	73-130	

MATRIX SPIKE & MATRIX SPIKE DUPLICATE: 2606309 2606310

Parameter	Units	50258090017 Result	MS Spike Conc.	MSD Spike Conc.	MS Result	MSD Result	MS % Rec	MSD % Rec	% Rec Limits	RPD	Max RPD	Qual
1,1,1-Trichloroethane	mg/kg	ND	0.043	0.049	0.068	0.080	161	161	48-141	16	20	M1
1,1-Dichloroethane	mg/kg	ND	0.043	0.049	0.072	0.089	169	178	22-160	21	20	M1,R1
1,2-Dichloroethane	mg/kg	ND	0.043	0.049	0.071	0.087	167	175	35-142	20	20	M1
cis-1,2-Dichloroethene	mg/kg	ND	0.043	0.049	0.061	0.074	143	148	30-143	19	20	M1

Results presented on this page are in the units indicated by the "Units" column except where an alternate unit is presented to the right of the result.

REPORT OF LABORATORY ANALYSIS

This report shall not be reproduced, except in full,
without the written consent of Pace Analytical Services, LLC.

Pace Analytical Services, LLC
7726 Moller Road
Indianapolis, IN 46268
(317)228-3100

QUALITY CONTROL DATA

Project: Amphenol
Pace Project No.: 50258090

MATRIX SPIKE & MATRIX SPIKE DUPLICATE: 2606309 2606310

Parameter	Units	50258090017 Result	MS Spike Conc.	MSD Spike Conc.	MS Result	MSD Result	MS % Rec	MSD % Rec	% Rec Limits	RPD	Max RPD	Qual
Methylene Chloride	mg/kg	ND	0.043	0.049	0.071	0.092	167	185	24-158	26	20	M1,R1
Tetrachloroethene	mg/kg	0.015	0.043	0.049	0.041	0.048	63	66	10-173	14	20	
trans-1,2-Dichloroethene	mg/kg	ND	0.043	0.049	0.058	0.070	137	140	28-156	17	20	
Trichloroethene	mg/kg	0.0059	0.043	0.049	0.053	0.059	111	106	12-153	10	20	
Vinyl chloride	mg/kg	ND	0.043	0.049	0.064	0.084	149	169	21-155	28	20	M1,R1
4-Bromofluorobenzene (S)	%.						102	98	55-129			
Dibromofluoromethane (S)	%.						96	99	73-133			
Toluene-d8 (S)	%.						101	102	73-130			

Results presented on this page are in the units indicated by the "Units" column except where an alternate unit is presented to the right of the result.

This report shall not be reproduced, except in full,
without the written consent of Pace Analytical Services, LLC.

Pace Analytical Services, LLC
7726 Moller Road
Indianapolis, IN 46268
(317)228-3100

QUALITY CONTROL DATA

Project: Amphenol
Pace Project No.: 50258090

QC Batch: 564422
QC Batch Method: SM 2540G
Analysis Method: SM 2540G
Analysis Description: Dry Weight/Percent Moisture
Laboratory: Pace Analytical Services - Indianapolis

Associated Lab Samples: 50258090001, 50258090002, 50258090003, 50258090004, 50258090005, 50258090006, 50258090007, 50258090008, 50258090009

SAMPLE DUPLICATE: 2603886

Parameter	Units	50258082003 Result	Dup Result	RPD	Max RPD	Qualifiers
Percent Moisture	%	17.0	15.2	11	5	R1

SAMPLE DUPLICATE: 2603887

Parameter	Units	50257685137 Result	Dup Result	RPD	Max RPD	Qualifiers
Percent Moisture	%	9.5	8.9	6	5	R1

Results presented on this page are in the units indicated by the "Units" column except where an alternate unit is presented to the right of the result.

This report shall not be reproduced, except in full,
without the written consent of Pace Analytical Services, LLC.

Pace Analytical Services, LLC
7726 Moller Road
Indianapolis, IN 46268
(317)228-3100

QUALITY CONTROL DATA

Project: Amphenol
Pace Project No.: 50258090

QC Batch: 564436
QC Batch Method: SM 2540G
Analysis Method: SM 2540G
Analysis Description: Dry Weight/Percent Moisture
Laboratory: Pace Analytical Services - Indianapolis

Associated Lab Samples: 50258090010, 50258090011, 50258090012, 50258090013, 50258090014, 50258090015, 50258090016, 50258090017, 50258090018, 50258090019, 50258090020

SAMPLE DUPLICATE: 2603959

Parameter	Units	50258090017 Result	Dup Result	RPD	Max RPD	Qualifiers
Percent Moisture	%	6.9	8.2	17	5	R1

SAMPLE DUPLICATE: 2603960

Parameter	Units	50258445001 Result	Dup Result	RPD	Max RPD	Qualifiers
Percent Moisture	%	12.0	14.9	22	5	R1

Results presented on this page are in the units indicated by the "Units" column except where an alternate unit is presented to the right of the result.

This report shall not be reproduced, except in full,
without the written consent of Pace Analytical Services, LLC.

Pace Analytical Services, LLC
7726 Moller Road
Indianapolis, IN 46268
(317)228-3100

QUALITY CONTROL DATA

Project: Amphenol
Pace Project No.: 50258090

QC Batch: 564437
QC Batch Method: SM 2540G
Analysis Method: SM 2540G
Analysis Description: Dry Weight/Percent Moisture
Laboratory: Pace Analytical Services - Indianapolis

Associated Lab Samples: 50258090033, 50258090034

SAMPLE DUPLICATE: 2603962

Parameter	Units	50258090029 Result	Dup Result	RPD	Max RPD	Qualifiers
Percent Moisture	%	5.7	4.9	14	5	R1

Results presented on this page are in the units indicated by the "Units" column except where an alternate unit is presented to the right of the result.

This report shall not be reproduced, except in full,
without the written consent of Pace Analytical Services, LLC.

Pace Analytical Services, LLC
7726 Moller Road
Indianapolis, IN 46268
(317)228-3100

QUALIFIERS

Project: Amphenol
Pace Project No.: 50258090

DEFINITIONS

DF - Dilution Factor, if reported, represents the factor applied to the reported data due to dilution of the sample aliquot.

ND - Not Detected at or above adjusted reporting limit.

TNTC - Too Numerous To Count

J - Estimated concentration above the adjusted method detection limit and below the adjusted reporting limit.

MDL - Adjusted Method Detection Limit.

PQL - Practical Quantitation Limit.

RL - Reporting Limit - The lowest concentration value that meets project requirements for quantitative data with known precision and bias for a specific analyte in a specific matrix.

S - Surrogate

1,2-Diphenylhydrazine decomposes to and cannot be separated from Azobenzene using Method 8270. The result for each analyte is a combined concentration.

Consistent with EPA guidelines, unrounded data are displayed and have been used to calculate % recovery and RPD values.

LCS(D) - Laboratory Control Sample (Duplicate)

MS(D) - Matrix Spike (Duplicate)

DUP - Sample Duplicate

RPD - Relative Percent Difference

NC - Not Calculable.

SG - Silica Gel - Clean-Up

U - Indicates the compound was analyzed for, but not detected.

N-Nitrosodiphenylamine decomposes and cannot be separated from Diphenylamine using Method 8270. The result reported for each analyte is a combined concentration.

Pace Analytical is TNI accredited. Contact your Pace PM for the current list of accredited analytes.

TNI - The NELAC Institute.

ANALYTE QUALIFIERS

D4	Sample was diluted due to the presence of high levels of target analytes.
J	Analyte detected below the reporting limit, therefore result is an estimate. This qualifier is also used for all TICs.
L1	Analyte recovery in the laboratory control sample (LCS) was above QC limits. Results for this analyte in associated samples may be biased high.
M1	Matrix spike recovery exceeded QC limits. Batch accepted based on laboratory control sample (LCS) recovery.
R1	RPD value was outside control limits.
S5	Surrogate recovery outside control limits due to matrix interferences (not confirmed by re-analysis).

This report shall not be reproduced, except in full,
without the written consent of Pace Analytical Services, LLC.

Pace Analytical Services, LLC
7726 Moller Road
Indianapolis, IN 46268
(317)228-3100

QUALITY CONTROL DATA CROSS REFERENCE TABLE

Project: Amphenol
Pace Project No.: 50258090

Lab ID	Sample ID	QC Batch Method	QC Batch	Analytical Method	Analytical Batch
50258090036	**EB-1 WT**	EPA 8260	564481		
50258090037	**TB-1 WT**	EPA 8260	564481		
50258090001	**GP-1 SL (18.00-18.50)**	EPA 8260	564411		
50258090002	**GP-1 SL (20.00-20.50)**	EPA 8260	564411		
50258090003	**GP-1 SL (22.00-22.50)**	EPA 8260	564411		
50258090004	**GP-1 SL (23.25-23.75)**	EPA 8260	564411		
50258090005	**GP-2 SL (18.00-18.50)**	EPA 8260	564411		
50258090006	**GP-2 SL (20.00-20.50)**	EPA 8260	564411		
50258090007	**GP-2 SL (21.00-21.50)**	EPA 8260	565033		
50258090008	**GP-2 SL (21.50-22.00)**	EPA 8260	564411		
50258090009	**GP-3 SL (17.75-18.25)**	EPA 8260	564416		
50258090010	**GP-3 SL (18.75-19.25)**	EPA 8260	565033		
50258090011	**GP-3 SL (19.75-20.25)**	EPA 8260	565033		
50258090012	**GP-3 SL (21.25-21.75)**	EPA 8260	564416		
50258090013	**GP-4 SL (16.75-17.25)**	EPA 8260	564416		
50258090014	**GP-4 SL (21.75-22.25)**	EPA 8260	564416		
50258090015	**GP-4 SL (22.25-22.75)**	EPA 8260	564772		
50258090016	**GP-4 SL (27.00-27.50)**	EPA 8260	564772		
50258090017	**GP-5 SL (12.50-13.00) MS/MSD 1**	EPA 8260	565034		
50258090018	**GP-5 SL (19.50-20.00)**	EPA 8260	564772		
50258090019	**GP-5 SL (20.25-20.75)**	EPA 8260	565014		
50258090020	**GP-5 SL (20.75-21.25)**	EPA 8260	564747		
50258090033	**FD-1 SL**	EPA 8260	564468		
50258090034	**FD-2 SL**	EPA 8260	564468		
50258090001	**GP-1 SL (18.00-18.50)**	SM 2540G	564422		
50258090002	**GP-1 SL (20.00-20.50)**	SM 2540G	564422		
50258090003	**GP-1 SL (22.00-22.50)**	SM 2540G	564422		
50258090004	**GP-1 SL (23.25-23.75)**	SM 2540G	564422		
50258090005	**GP-2 SL (18.00-18.50)**	SM 2540G	564422		
50258090006	**GP-2 SL (20.00-20.50)**	SM 2540G	564422		
50258090007	**GP-2 SL (21.00-21.50)**	SM 2540G	564422		
50258090008	**GP-2 SL (21.50-22.00)**	SM 2540G	564422		
50258090009	**GP-3 SL (17.75-18.25)**	SM 2540G	564422		
50258090010	**GP-3 SL (18.75-19.25)**	SM 2540G	564436		
50258090011	**GP-3 SL (19.75-20.25)**	SM 2540G	564436		
50258090012	**GP-3 SL (21.25-21.75)**	SM 2540G	564436		
50258090013	**GP-4 SL (16.75-17.25)**	SM 2540G	564436		
50258090014	**GP-4 SL (21.75-22.25)**	SM 2540G	564436		
50258090015	**GP-4 SL (22.25-22.75)**	SM 2540G	564436		
50258090016	**GP-4 SL (27.00-27.50)**	SM 2540G	564436		
50258090017	**GP-5 SL (12.50-13.00) MS/MSD 1**	SM 2540G	564436		
50258090018	**GP-5 SL (19.50-20.00)**	SM 2540G	564436		

This report shall not be reproduced, except in full,
without the written consent of Pace Analytical Services, LLC.

Pace Analytical Services, LLC
7726 Moller Road
Indianapolis, IN 46268
(317)228-3100

QUALITY CONTROL DATA CROSS REFERENCE TABLE

Project: Amphenol
Pace Project No.: 50258090

Lab ID	Sample ID	QC Batch Method	QC Batch	Analytical Method	Analytical Batch
50258090019	**GP-5 SL (20.25-20.75)**	SM 2540G	564436		
50258090020	**GP-5 SL (20.75-21.25)**	SM 2540G	564436		
50258090033	**FD-1 SL**	SM 2540G	564437		
50258090034	**FD-2 SL**	SM 2540G	564437		

This report shall not be reproduced, except in full,
without the written consent of Pace Analytical Services, LLC.

WO# : 50258090

50258090

Pace Analytical

CHAIN-OF-CUSTODY / Analytical Request Document

The Chain-of-Custody is a legal document. All relevant fields must be completed accurately.

Page : 1 Of 4

Section A — Required Client Information:

Company:	IWM Consulting
Address:	7428 Rockville Road, Indianapolis, IN 46214
Email:	cnewell@iwmconsult.com
Phone:	317-968-9265 Fax:
Requested Due Date:	

Section B — Required Project Information:

Report To:	Chris Newell
Copy To:	
Purchase Order #:	
Project Name:	Amphenol
Project #:	

Invoice Information:

Attention:	
Company Name:	
Address:	
Pace Quote:	
Pace Project Manager:	chris.boyle@pacelabs.com,
Pace Profile #:	658

Regulatory Agency	
State / Location	IN

Requested Analysis Filtered (Y/N): Y/N

Analyses Test: VOC by 8260 (Short List); % moisture

ITEM #	SAMPLE ID (One Character per box. (A-Z, 0-9 / , -) Sample Ids must be unique)	MATRIX CODE (see valid codes to left)	SAMPLE TYPE (G=GRAB C=COMP)	COLLECTED START DATE	COLLECTED START TIME	COLLECTED END DATE	COLLECTED END TIME	SAMPLE TEMP AT COLLECTION	# OF CONTAINERS	Unpreserved	H2SO4	HNO3	HCl	NaOH	Na2S2O3	Methanol	Other	VOC by 8260 (Short List)	% moisture	Residual Chlorine (Y/N)	
1	GP-1 SL (18.00-18.50)	SL	G			5/26	9:48	4													001
2	GP-1 SL (20.00-20.50)						9:54	4													002
3	GP-1 SL (22.00-22.50)						10:02	4													003
4	GP-1 SL (24.25-24.75)						10:07	4													004
5	GP-2 SL (18.00-18.50)						10:29	4													005
6	GP-2 SL (20.00-20.50)						10:45	4													006
7	GP-2 SL (21.00-21.50)						10:48	4													007
8	GP-2 SL (21.50-22.00)						10:41	4													008
9	GP-3 SL (17.75-18.25)						11:07	4													009
10	GP-3 SL (18.75-19.25)						11:09	4													010
11	GP-3 SL (19.75-20.25)						11:15	4													011
12	GP-3 SL (21.25-21.75)						11:20	4													012

Matrix codes: Drinking Water DW; Water WT; Waste Water WW; Product P; Soil/Solid SL; Oil OL; Wipe WP; Air AR; Other OT; Tissue TS

ADDITIONAL COMMENTS	RELINQUISHED BY / AFFILIATION	DATE	TIME	ACCEPTED BY / AFFILIATION	DATE	TIME
Shortlist: PCE, TCE, 1,1-DCA, 1,2-DCA, 1,1,1-TCA, Cis/trans-1,2-DCE, Vinyl Chloride, Methylen Chloride	Garrett Page IWM	5/26	17:08	Marcia Bennett	5/26/20	1708

SAMPLE CONDITIONS			
7.52	Y	N	Y
7.5 MBS 5/26/20			
TEMP in C	Received on Ice (Y/N)	Custody Sealed Cooler (Y/N)	Samples Intact (Y/N)

SAMPLER NAME AND SIGNATURE

PRINT Name of SAMPLER: Garrett Page

SIGNATURE of SAMPLER: [signature]

DATE Signed: 5/26/20

Pace Analytical

CHAIN-OF-CUSTODY / Analytical Request Document

The Chain-of-Custody is a LEGAL DOCUMENT. All relevant fields must be completed accurately.

Page : 2 Of 4

Section A Required Client Information:		Section B Required Project Information:		Section C Invoice Information:	
Company:	IWM Consulting	Report To:	Chris Newell	Attention:	
Address:	7428 Rockville Road	Copy To:		Company Name:	
	Indianapolis, IN 46214			Address:	
Email:	cnewell@iwmconsult.com	Purchase Order #:		Pace Quote:	
Phone:	317-968-9265 Fax:	Project Name:	Amphenol	Pace Project Manager:	chris.boyle@pacelabs.com,
Requested Due Date:		Project #:		Pace Profile #:	658

Regulatory Agency
State / Location
IN

ITEM #	SAMPLE ID (One Character per box. (A-Z, 0-9 / , -) Sample Ids must be unique)	MATRIX CODE (see valid codes to left)	SAMPLE TYPE (G=GRAB C=COMP)	COLLECTED START DATE	COLLECTED START TIME	COLLECTED END DATE	COLLECTED END TIME	SAMPLE TEMP AT COLLECTION	# OF CONTAINERS	Unpreserved	H2SO4	HNO3	HCl	NaOH	Na2S2O3	Methanol	Other	Analyses Test Y/N	VOC by 8260 (Short List)	% moisture	Residual Chlorine (Y/N)	
1	GP-4 SL (16.75-17.25)	SL	G			5/26	11:46		4													013
2	GP-4 SL (21.75-22.25)						11:50		4													014
3	GP-4 SL (22.25-22.75						11:53		4													015
4	GP-4 SL (27.00-27.50						11:56		4													016
5	GP-5 SL (12.50-13.00) MS/MSD 1						12:42		12													017
6	GP-5 SL (19.50-20.00)						12:45		4													018
7	GP-5 SL (20.25-20.75)						12:50		4													019
8	GP-5 SL (20.75-21.25)						12:53		4													020
9	GP-6 SL (3.50-4.00)						13:10		4													021
10	GP-6 SL (12.50-13.00)						13:12		4													022
11	GP-6 SL (21.00-21.50)						13:20		4													023
12	GP-6 SL (21.50-22.00)						13:22		4													024

Requested Analysis Filtered (Y/N)

ADDITIONAL COMMENTS	RELINQUISHED BY / AFFILIATION	DATE	TIME	ACCEPTED BY / AFFILIATION	DATE	TIME	SAMPLE CONDITIONS: TEMP in C	Received on Ice (Y/N)	Custody Sealed Cooler (Y/N)	Samples Intact (Y/N)
Check first page of COC for shortlist	[signature] IWM	5/26	17:08	Marcia Bennett	5/26/20	1708	7.58	Y	N	Y

SAMPLER NAME AND SIGNATURE

PRINT Name of SAMPLER: Garrett Page

SIGNATURE of SAMPLER: [signature] DATE Signed: 5/26/20

CHAIN-OF-CUSTODY / Analytical Request Document

The Chain-of-Custody is a LEGAL DOCUMENT. All relevant fields must be completed accurately.

Page : 3 Of 4

Section A — Required Client Information:

Company:	IWM Consulting
Address:	7428 Rockville Road
	Indianapolis, IN 46214
Email:	cnewell@iwmconsult.com
Phone: 317-968-9265	Fax:
Requested Due Date:	

Section B — Required Project Information:

Report To:	Chris Newell
Copy To:	
Purchase Order #:	
Project Name:	Amphenol
Project #:	

Section C — Invoice Information:

Attention:	
Company Name:	
Address:	
Pace Quote:	
Pace Project Manager:	chris.boyle@pacelabs.com,
Pace Profile #:	658

Regulatory Agency	
State / Location	
	IN

MATRIX CODE: Drinking Water DW; Water WT; Waste Water WW; Product P; Soil/Solid SL; Oil OL; Wipe WP; Air AR; Other OT; Tissue TS

ITEM #	SAMPLE ID (One Character per box. (A-Z, 0-9 / , -) Sample Ids must be unique)	MATRIX CODE (see valid codes to left)	SAMPLE TYPE (G=GRAB C=COMP)	COLLECTED START DATE	COLLECTED START TIME	COLLECTED END DATE	COLLECTED END TIME	SAMPLE TEMP AT COLLECTION	# OF CONTAINERS	Preservatives: Unpreserved	H2SO4	HNO3	HCl	NaOH	Na2S2O3	Methanol	Other	Analyses Test (Y/N): VOC by 8260 (Short List)	% moisture	Residual Chlorine (Y/N)	
1	GP-7 SL (12.75-13.25)	SL	G			5/26	14:23		4									X	X		025
2	GP-7 SL (18.00-18.50						14:15		4												026
3	GP-7 SL (23.50-24.00)						14:18		4												027
4	GP-7 SL (24.25-24.75)						14:20		4												028
5	GP-8 SL (14.25-14.75) MS/MSD						15:10		12												029
6	GP-8 SL (18.75-19.25)						15:14		4												030
7	GP-8 SL (21.25-21.75)						15:19		4												031
8	GP-8 SL (21.75-22.25)						15:22		4												032
9	FD-1 SL						—		4												033
10	FD-2 SL						—		4												034
11	FD-3 SL						—		4												035
12	EB-1 WT		G				15:45		3												036

ADDITIONAL COMMENTS	RELINQUISHED BY / AFFILIATION	DATE	TIME	ACCEPTED BY / AFFILIATION	DATE	TIME	SAMPLE CONDITIONS			
Page 1 for shortlist	IWM	5/26	17:08	Marcia Bennett	5/26/20	1708	7.5°C	Y	N	Y

SAMPLER NAME AND SIGNATURE

PRINT Name of SAMPLER: Garnet Page

SIGNATURE of SAMPLER: Garnet Page

DATE Signed: 5/26/20

TEMP in C	Received on Ice (Y/N)	Custody Sealed Cooler (Y/N)	Samples Intact (Y/N)

CHAIN-OF-CUSTODY / Analytical Request Document

The Chain-of-Custody is a LEGAL DOCUMENT. All relevant fields must be completed accurately.

Page : 4 Of 4

Section A Required Client Information:		Section B Required Project Information:		Section C Invoice Information:	
Company:	IWM Consulting	Report To:	Chris Newell	Attention:	
Address:	7428 Rockville Road	Copy To:		Company Name:	
	Indianapolis, IN 46214			Address:	
Email:	cnewell@iwmconsult.com	Purchase Order #:		Pace Quote:	
Phone:	317-968-9265 Fax:	Project Name:	Amphenol	Pace Project Manager:	chris.boyle@pacelabs.com,
Requested Due Date:		Project #:		Pace Profile #:	658

Regulatory Agency	
State / Location	
	IN

SAMPLE ID
One Character per box.
(A-Z, 0-9 / , -)
Sample Ids must be unique

MATRIX	CODE
Drinking Water	DW
Water	WT
Waste Water	WW
Product	P
Soil/Solid	SL
Oil	OL
Wipe	WP
Air	AR
Other	OT
Tissue	TS

Requested Analysis Filtered (Y/N)

ITEM #	SAMPLE ID	MATRIX CODE (see valid codes to left)	SAMPLE TYPE (G=GRAB C=COMP)	COLLECTED START DATE	COLLECTED START TIME	COLLECTED END DATE	COLLECTED END TIME	SAMPLE TEMP AT COLLECTION	# OF CONTAINERS	Unpreserved	H2SO4	HNO3	HCl	NaOH	Na2S2O3	Methanol	Other	Analyses Test Y/N	VOC by 8260 (Short List)	% moisture	Residual Chlorine (Y/N)	
1	TB-1 WT	WT	G			5/26	9:30												X			037
2																						
3																						
4																						
5																						
6																						
7																						
8																						
9																						
10																						
11																						
12																						

ADDITIONAL COMMENTS	RELINQUISHED BY / AFFILIATION	DATE	TIME	ACCEPTED BY / AFFILIATION	DATE	TIME	SAMPLE CONDITIONS			
Shortlist on Page 1	[signature] IWM	5/26	17:08	Marcia Bennett	5/26/20	1708	7.5°C	Y	N	Y

SAMPLER NAME AND SIGNATURE		
PRINT Name of SAMPLER:	Garrett Page	
SIGNATURE of SAMPLER:	[signature]	DATE Signed: 5/26/20

TEMP in C | Received on Ice (Y/N) | Custody Sealed Cooler (Y/N) | Samples Intact (Y/N)

Pace Analytical

SAMPLE CONDITION UPON RECEIPT FORM

Project #: 50258090

Date/Time and Initials of person examining contents: MB 5/26/20 1725

Courier: ☐ Fed Ex ☐ UPS ☐ USPS ☑ Client ☐ Commercial ☐ Pace ☐ Other _____

Tracking #: _____

Custody Seal on Cooler/Box Present: ☐ Yes ☑ No **Seals Intact:** ☐ Yes ☑ No

Packing Material: ☐ Bubble Wrap ☑ Bubble Bags ☐ None ☐ Other _____

Thermometer: 1 2 3 4 5 6 A B C D E F Ice Type: ☑ Wet ☐ Blue ☐ None | Samples collected today and on ice: ☑ Yes ☐ No ☐ N/A

Cooler Temperature: 8.1°C/7.5°C Ice Visible in Sample Containers?: ☐ Yes ☑ No ☐ N/A

(Initial/Corrected) Temp should be above freezing to 6°C If temp. is Over 6°C or under 0°C, was the PM Notified?: ☐ Yes ☐ No ☑ N/A

All discrepancies will be written out in the comments section below.

	Yes	No		Yes	No	N/A
Are samples from West Virginia? Document any containers out of temp.		✓	All containers needing acid/base pres. Have been checked?: **exceptions: VOA, coliform, LLHg, O&G, and any container with a septum cap or preserved with HCl.** All containers needing preservation are found to be in compliance with EPA recommendation (<2, >9, >12) unless otherwise noted. Circle: HNO3 H2SO4 NaOH NaOH/ZnAc			✓
USDA Regulated Soils? (ID, NY, WA, OR,CA, NM, TX, OK, AR, LA, TN, AL, MS, NC, SC, GA, FL, or Puerto Rico)		✓				
Chain of Custody Present:	✓					
Chain of Custody Filled Out:	✓		Dissolved Metals field filtered?:			✓
Short Hold Time Analysis (<72hr)?: Analysis: TC	✓		Headspace Wisconsin Sulfide			✓
Time 5035A TC placed in Freezer or Short Holds To Lab: 1753				Present	Absent	N/A
			Residual Chlorine Check (SVOC 625 Pest/PCB 608)			✓
			Residual Chlorine Check (Total/Amenable/Free Cyanide)			✓
Rush TAT Requested:		✓	Headspace in VOA Vials (>6mm):			✓ MB 5/26/20
Containers Intact?:	✓		Trip Blank Present?:	✓	✓ MB 5/26/20	
Sample Labels (IDs/Dates/Times) Match COC?: Except TCs, which only require sample ID	✓		Trip Blank Custody Seals?:	✓		
Extra labels on Terracore Vials (soils only)?	✓			✓		

Comments:

Sample 004 ID changed to GP-1 SL (23.25-23.75) per C Parks (email) - SAB 05/27/20

F-IN-Q-290-rev.18,22Apr2019

COC PAGE 1 of 4

Sample Container Count

SBS
DI
BK
Kit

Sample Line Item	WGFU	R	DG9H VG9H	VOA VIALS (>6mm)	VG9U	DG9U	DG9T	AG0U	AG1H	AG1U	AG3S	BP1U	BP1N	BP2U	BP3U	BP3N	BP3F	BP3S	BP3B	BP3Z	CG3H					Matrix	pH <2	pH >9	pH>12
1		4																								SL			
2																													
3																													
4																													
5																													
6																													
7																													
8																													
9																													
10																													
11																													
12																													

Container Codes

Glass

DG9B	40mL Na Bisulfate amber vial	AG0U	100mL unpres amber glass
DG9H	40mL HCl amber voa vial	AG1H	1L HCl amber glass
DG9M	40mL MeOH clear vial	AG1S	1L H2SO4 amber glass
DG9P	40mL TSP amber vial	AG1T	1L Na Thiosulfate amber glass
DG9S	40mL H2SO4 amber vial	AG1U	1liter unpres amber glass
DG9T	40mL Na Thio amber vial	AG2N	500mL HNO3 amber glass
DG9U	40mL unpreserved **amber** vial	AG2S	500mL H2SO4 amber glass
VG9H	40mL HCl clear vial	AG2U	500mL unpres amber glass
VG9T	40mL Na Thio. clear vial	AG3S	250mL H2SO4 amber glass
VG9U	40mL unpreserved **clear** vial	AG3U	250mL unpres amber glass
VGFX	40mL w/hexane wipe vial	BG1H	1L HCl clear glass
VSG	Headspace septa vial & HCl	BG1S	1L H2SO4 clear glass
WGKU	8oz unpreserved clear jar	BG1T	1L Na Thiosulfate clear glass
WGFU	4oz clear soil jar	BG1U	1L unpreserved glass
JGFU	4oz unpreserved amber wide	BG3H	250mL HCl Clear Glass
CG3H	250mL clear glass HCl	BG3U	250mL Unpres Clear Glass

Plastic / Misc.

BP1A	1L NaOH, Asc Acid plastic
BP1N	1L HNO3 plastic
BP1S	1L H2SO4 plastic
BP1U	1L unpreserved plastic
BP1Z	1L NaOH, Zn, Ac
BP2A	500mL NaOH, Asc Acid plastic
BP2N	500mL HNO3 plastic
BP2O	500mL NaOH plastic
BP2S	500mL H2SO4 plastic
BP2U	500mL unpreserved plastic
BP2Z	500mL NaOH, Zn Ac
BP3B	250mL NaOH plastic
BP3N	250mL HNO3 plastic
BP3F	250mL HNO3 plastic (field filtered)
BP3U	250mL unpreserved plastic
BP3S	250mL H2SO4 plastic
BP3Z	250mL NaOH, Zn Ac plastic

AF	Air Filter
C	Air Cassettes
R	Terra core kit
SP5T	120mL Coliform Na Thiosulfate
U	Summa Can
ZPLC	Ziploc Bag

WT	Water
SL	Solid
NAL	Non-aqueous liquid
WP	Wipe

F-IN-Q-270-rev.11,26Sep2019

COC PAGE 2 of 4

Sample Container Count

Sample Line Item	WGFU	SBS DT BK Kit R	DG9H VG9H	VOA VIALS (>6mm)	VG9U	DG9U	DG9T	AG0U	AG1H	AG1U	AG3S	BP1U	BP1N	BP2U	BP3U	BP3N	BP3F	BP3S	BP3B	BP3Z	CG3H					Matrix	pH <2	pH >9	pH>12
1		4																								SL			
2																													
3																													
4																													
5		12																											
6		4																											
7																													
8																													
9																													
10																													
11																													
12																													

Container Codes

Glass

DG9B	40mL Na Bisulfate amber vial	AG0U	100mL unpres amber glass
DG9H	40mL HCl amber voa vial	AG1H	1L HCl amber glass
DG9M	40mL MeOH clear vial	AG1S	1L H2SO4 amber glass
DG9P	40mL TSP amber vial	AG1T	1L Na Thiosulfate amber glass
DG9S	40mL H2SO4 amber vial	AG1U	1liter unpres amber glass
DG9T	40mL Na Thio amber vial	AG2N	500mL HNO3 amber glass
DG9U	40mL unpreserved **amber** vial	AG2S	500mL H2SO4 amber glass
VG9H	40mL HCl clear vial	AG2U	500mL unpres amber glass
VG9T	40mL Na Thio. clear vial	AG3S	250mL H2SO4 amber glass
VG9U	40mL unpreserved **clear** vial	AG3U	250mL unpres amber glass
VGFX	40mL w/hexane wipe vial	BG1H	1L HCl clear glass
VSG	Headspace septa vial & HCl	BG1S	1L H2SO4 clear glass
WGKU	8oz unpreserved clear jar	BG1T	1L Na Thiosulfate clear glass
WGFU	4oz clear soil jar	BG1U	1L unpreserved glass
JGFU	4oz unpreserved amber wide	BG3H	250mL HCl Clear Glass
CG3H	250mL clear glass HCl	BG3U	250mL Unpres Clear Glass

Plastic / Misc.

BP1A	1L NaOH, Asc Acid plastic
BP1N	1L HNO3 plastic
BP1S	1L H2SO4 plastic
BP1U	1L unpreserved plastic
BP1Z	1L NaOH, Zn, Ac
BP2A	500mL NaOH, Asc Acid plastic
BP2N	500mL HNO3 plastic
BP2O	500mL NaOH plastic
BP2S	500mL H2SO4 plastic
BP2U	500mL unpreserved plastic
BP2Z	500mL NaOH, Zn Ac
BP3B	250mL NaOH plastic
BP3N	250mL HNO3 plastic
BP3F	250mL HNO3 plastic (field filtered)
BP3U	250mL unpreserved plastic
BP3S	250mL H2SO4 plastic
BP3Z	250mL NaOH, Zn Ac plastic

AF	Air Filter
C	Air Cassettes
R	Terra core kit
SP5T	120mL Coliform Na Thiosulfate
U	Summa Can
ZPLC	Ziploc Bag

WT	Water
SL	Solid
NAL	Non-aqueous liquid
WP	Wipe

F-IN-Q-270-rev.11,26Sep2019

COC PAGE 3 of 4

Sample Container Count

Sample Line Item	WGFU	SBS DL BK Kit R	DG9H VG9H	VOA VIALS (>6mm)	VG9U	DG9U	DG9T	AG0U	AG1H	AG1U	AG3S	BP1U	BP1N	BP2U	BP3U	BP3N	BP3F	BP3S	BP3B	BP3Z	CG3H					Matrix	pH <2	pH >9	pH>12
1		4																								SL			
2		↓																								↓			
3		↓																								↓			
4		↓																								↓			
5		12																								↓			
6		4																								↓			
7		↓																								↓			
8		↓																								↓			
9		↓																								↓			
10		↓																								↓			
11		↓																								↓			
12			3																							WT			

Container Codes

Glass

DG9B	40mL Na Bisulfate amber vial	AG0U	100mL unpres amber glass
DG9H	40mL HCl amber voa vial	AG1H	1L HCl amber glass
DG9M	40mL MeOH clear vial	AG1S	1L H2SO4 amber glass
DG9P	40mL TSP amber vial	AG1T	1L Na Thiosulfate amber glass
DG9S	40mL H2SO4 amber vial	AG1U	1liter unpres amber glass
DG9T	40mL Na Thio amber vial	AG2N	500mL HNO3 amber glass
DG9U	40mL unpreserved **amber** vial	AG2S	500mL H2SO4 amber glass
VG9H	40mL HCl clear vial	AG2U	500mL unpres amber glass
VG9T	40mL Na Thio. clear vial	AG3S	250mL H2SO4 amber glass
VG9U	40mL unpreserved **clear** vial	AG3U	250mL unpres amber glass
VGFX	40mL w/hexane wipe vial	BG1H	1L HCl clear glass
VSG	Headspace septa vial & HCl	BG1S	1L H2SO4 clear glass
WGKU	8oz unpreserved clear jar	BG1T	1L Na Thiosulfate clear glass
WGFU	4oz clear soil jar	BG1U	1L unpreserved glass
JGFU	4oz unpreserved amber wide	BG3H	250mL HCl Clear Glass
CG3H	250mL clear glass HCl	BG3U	250mL Unpres Clear Glass

Plastic / Misc.

BP1A	1L NaOH, Asc Acid plastic
BP1N	1L HNO3 plastic
BP1S	1L H2SO4 plastic
BP1U	1L unpreserved plastic
BP1Z	1L NaOH, Zn, Ac
BP2A	500mL NaOH, Asc Acid plastic
BP2N	500mL HNO3 plastic
BP2O	500mL NaOH plastic
BP2S	500mL H2SO4 plastic
BP2U	500mL unpreserved plastic
BP2Z	500mL NaOH, Zn Ac
BP3B	250mL NaOH plastic
BP3N	250mL HNO3 plastic
BP3F	250mL HNO3 plastic (field filtered)
BP3U	250mL unpreserved plastic
BP3S	250mL H2SO4 plastic
BP3Z	250mL NaOH, Zn Ac plastic

AF	Air Filter
C	Air Cassettes
R	Terra core kit
SP5T	120mL Coliform Na Thiosulfate
U	Summa Can
ZPLC	Ziploc Bag

WT	Water
SL	Solid
NAL	Non-aqueous liquid
WP	Wipe

F-IN-Q-270-rev.11,26Sep2019

COC PAGE 4 of 4

Sample Container Count

Sample Line Item	WGFU	SBS DI BK Kit R	DG9H VG9H	VOA VIALS (>6mm)	VG9U	DG9U	DG9T	AG0U	AG1H	AG1U	AG3S	BP1U	BP1N	BP2U	BP3U	BP3N	BP3F	BP3S	BP3B	BP3Z	CG3H					Matrix	pH <2	pH >9	pH>12
1			3																							WT			
2																													
3																													
4																													
5																													
6																													
7																													
8																													
9																													
10																													
11																													
12																													

Container Codes

Glass

DG9B	40mL Na Bisulfate amber vial	AG0U	100mL unpres amber glass
DG9H	40mL HCl amber voa vial	AG1H	1L HCl amber glass
DG9M	40mL MeOH clear vial	AG1S	1L H2SO4 amber glass
DG9P	40mL TSP amber vial	AG1T	1L Na Thiosulfate amber glass
DG9S	40mL H2SO4 amber vial	AG1U	1liter unpres amber glass
DG9T	40mL Na Thio amber vial	AG2N	500mL HNO3 amber glass
DG9U	40mL unpreserved **amber** vial	AG2S	500mL H2SO4 amber glass
VG9H	40mL HCl clear vial	AG2U	500mL unpres amber glass
VG9T	40mL Na Thio. clear vial	AG3S	250mL H2SO4 amber glass
VG9U	40mL unpreserved **clear** vial	AG3U	250mL unpres amber glass
VGFX	40mL w/hexane wipe vial	BG1H	1L HCl clear glass
VSG	Headspace septa vial & HCl	BG1S	1L H2SO4 clear glass
WGKU	8oz unpreserved clear jar	BG1T	1L Na Thiosulfate clear glass
WGFU	4oz clear soil jar	BG1U	1L unpreserved glass
JGFU	4oz unpreserved amber wide	BG3H	250mL HCl Clear Glass
CG3H	250mL clear glass HCl	BG3U	250mL Unpres Clear Glass

Plastic / Misc.

BP1A	1L NaOH, Asc Acid plastic
BP1N	1L HNO3 plastic
BP1S	1L H2SO4 plastic
BP1U	1L unpreserved plastic
BP1Z	1L NaOH, Zn, Ac
BP2A	500mL NaOH, Asc Acid plastic
BP2N	500mL HNO3 plastic
BP2O	500mL NaOH plastic
BP2S	500mL H2SO4 plastic
BP2U	500mL unpreserved plastic
BP2Z	500mL NaOH, Zn Ac
BP3B	250mL NaOH plastic
BP3N	250mL HNO3 plastic
BP3F	250mL HNO3 plastic (field filtered)
BP3U	250mL unpreserved plastic
BP3S	250mL H2SO4 plastic
BP3Z	250mL NaOH, Zn Ac plastic

AF	Air Filter
C	Air Cassettes
R	Terra core kit
SP5T	120mL Coliform Na Thiosulfate
U	Summa Can
ZPLC	Ziploc Bag

WT	Water
SL	Solid
NAL	Non-aqueous liquid
WP	Wipe

F-IN-Q-270-rev.11,26Sep2019

Pace Analytical Services, LLC
7726 Moller Road
Indianapolis, IN 46268
(317)228-3100

June 04, 2020

Mr. Chris Newell
IWM Consulting
7428 Rockville Road
Indianapolis, IN 46214

RE: Project: Amphenol
Pace Project No.: 50258245

Dear Mr. Newell:

Enclosed are the analytical results for sample(s) received by the laboratory on May 28, 2020. The results relate only to the samples included in this report. Results reported herein conform to the applicable TNI/NELAC Standards and the laboratory's Quality Manual, where applicable, unless otherwise noted in the body of the report.

The test results provided in this final report were generated by each of the following laboratories within the Pace Network:

- Pace Analytical Services - Indianapolis

If you have any questions concerning this report, please feel free to contact me.

Sincerely,

Susan Brotherton

Sue Brotherton
sue.brotherton@pacelabs.com
(317)228-3100
Project Manager

Enclosures

cc: Mr. Brad Gentry, IWM Consulting
Mr. Chris Parks, IWM Consulting Group

REPORT OF LABORATORY ANALYSIS

This report shall not be reproduced, except in full,
without the written consent of Pace Analytical Services, LLC.

Pace Analytical Services, LLC
7726 Moller Road
Indianapolis, IN 46268
(317)228-3100

CERTIFICATIONS

Project:	Amphenol
Pace Project No.:	50258245

Pace Analytical Services Indianapolis

7726 Moller Road, Indianapolis, IN 46268
Illinois Accreditation #: 200074
Indiana Drinking Water Laboratory #: C-49-06
Kansas/TNI Certification #: E-10177
Kentucky UST Agency Interest #: 80226
Kentucky WW Laboratory ID #: 98019
Michigan Drinking Water Laboratory #9050
Ohio VAP Certified Laboratory #: CL0065
Oklahoma Laboratory #: 9204
Texas Certification #: T104704355
West Virginia Certification #: 330
Wisconsin Laboratory #: 999788130
USDA Soil Permit #: P330-19-00257

This report shall not be reproduced, except in full,
without the written consent of Pace Analytical Services, LLC.

Pace Analytical Services, LLC
7726 Moller Road
Indianapolis, IN 46268
(317)228-3100

SAMPLE SUMMARY

Project: Amphenol
Pace Project No.: 50258245

Lab ID	Sample ID	Matrix	Date Collected	Date Received
50258245001	**GP-9 SL (19.00-19.50)**	Solid	05/27/20 09:34	05/28/20 08:26
50258245002	**GP-9 SL (20.75-21.25)**	Solid	05/27/20 09:39	05/28/20 08:26
50258245003	**GP-9 SL (22.00-22.50)**	Solid	05/27/20 09:42	05/28/20 08:26
50258245004	**GP-9 SL (22.50-23.00)**	Solid	05/27/20 09:45	05/28/20 08:26
50258245005	**GP-10 SL (18.75-19.25)**	Solid	05/27/20 10:28	05/28/20 08:26
50258245006	**GP-10 SL (19.75-20.25)**	Solid	05/27/20 10:33	05/28/20 08:26
50258245007	**GP-10 SL (22.75-23.25)**	Solid	05/27/20 10:36	05/28/20 08:26
50258245008	**GP-10 SL (23.65-24.15)**	Solid	05/27/20 10:40	05/28/20 08:26
50258245009	**GP-11 SL (21.00-21.50)**	Solid	05/27/20 11:42	05/28/20 08:26
50258245010	**GP-11 SL (22.75-23.25)**	Solid	05/27/20 11:46	05/28/20 08:26
50258245011	**GP-11 SL (23.75-24.25)**	Solid	05/27/20 11:50	05/28/20 08:26
50258245012	**GP-11 SL (24.75-25.25)**	Solid	05/27/20 11:55	05/28/20 08:26
50258245013	**GP-12 SL (4.25-4.75)**	Solid	05/27/20 12:18	05/28/20 08:26
50258245014	**GP-12 SL (16.00-16.50)**	Solid	05/27/20 12:21	05/28/20 08:26
50258245015	**GP-12 SL (23.25-23.75)**	Solid	05/27/20 12:26	05/28/20 08:26
50258245016	**GP-12 SL (24.00-24.50)**	Solid	05/27/20 12:30	05/28/20 08:26
50258245017	**GP-13 SL (14.00-14.50)**	Solid	05/27/20 13:20	05/28/20 08:26
50258245018	**GP-13 SL (18.75-19.25)**	Solid	05/27/20 13:24	05/28/20 08:26
50258245019	**GP-13 SL (23.00-23.50)**	Solid	05/27/20 13:36	05/28/20 08:26
50258245020	**GP-13 SL (23.50-24.00)**	Solid	05/27/20 13:40	05/28/20 08:26
50258245021	**GP-14 SL (18.75-19.25)**	Solid	05/27/20 14:20	05/28/20 08:26
50258245022	**GP-14 SL (19.75-20.25)**	Solid	05/27/20 14:24	05/28/20 08:26
50258245023	**GP-14 SL (22.00-23.00)**	Solid	05/27/20 14:28	05/28/20 08:26
50258245024	**GP-14 SL (24.00-24.50)**	Solid	05/27/20 14:32	05/28/20 08:26
50258245025	**GP-15 SL (13.00-13.50)**	Solid	05/27/20 14:58	05/28/20 08:26
50258245026	**GP-15 SL (19.75-20.25)**	Solid	05/27/20 15:08	05/28/20 08:26
50258245027	**GP-15 SL (22.00-22.50)**	Solid	05/27/20 15:12	05/28/20 08:26
50258245028	**GP-15 SL (23.00-23.50)**	Solid	05/27/20 15:20	05/28/20 08:26
50258245029	**GP-16 SL (18.75-19.25)**	Solid	05/27/20 15:37	05/28/20 08:26
50258245030	**GP-16 SL (22.50-23.00)**	Solid	05/27/20 15:45	05/28/20 08:26
50258245031	**GP-16 SL (23.25-23.75)**	Solid	05/27/20 15:55	05/28/20 08:26
50258245032	**GP-16 SL (23.85-24.35)**	Solid	05/27/20 16:01	05/28/20 08:26
50258245033	**GP-17 SL (13.50-14.00)**	Solid	05/27/20 16:10	05/28/20 08:26
50258245034	**GP-17 SL (16.75-17.25)**	Solid	05/27/20 16:13	05/28/20 08:26
50258245035	**GP-17 SL (22.35-22.85)**	Solid	05/27/20 16:20	05/28/20 08:26
50258245036	**GP-17 SL (22.85-23.35)**	Solid	05/27/20 16:37	05/28/20 08:26
50258245037	**FD-4 SL**	Solid	05/27/20 08:00	05/28/20 08:26

This report shall not be reproduced, except in full,
without the written consent of Pace Analytical Services, LLC.

Pace Analytical Services, LLC
7726 Moller Road
Indianapolis, IN 46268
(317)228-3100

SAMPLE SUMMARY

Project: Amphenol
Pace Project No.: 50258245

Lab ID	Sample ID	Matrix	Date Collected	Date Received
50258245038	**FD-5 SL**	Solid	05/27/20 08:00	05/28/20 08:26
50258245039	**FD-6 SL**	Solid	05/27/20 08:00	05/28/20 08:26
50258245040	**FD-7 SL**	Solid	05/27/20 08:00	05/28/20 08:26
50258245041	**TB-2**	Water	05/27/20 09:05	05/28/20 08:26
50258245042	**EB-2 WT**	Water	05/27/20 10:50	05/28/20 08:26

This report shall not be reproduced, except in full,
without the written consent of Pace Analytical Services, LLC.

Pace Analytical Services, LLC
7726 Moller Road
Indianapolis, IN 46268
(317)228-3100

SAMPLE ANALYTE COUNT

Project: Amphenol
Pace Project No.: 50258245

Lab ID	Sample ID	Method	Analysts	Analytes Reported	Laboratory
50258245001	**GP-9 SL (19.00-19.50)**	EPA 8260	TMW	12	PASI-I
		SM 2540G	RM1	1	PASI-I
50258245002	**GP-9 SL (20.75-21.25)**	EPA 8260	TMW	12	PASI-I
		SM 2540G	RM1	1	PASI-I
50258245003	**GP-9 SL (22.00-22.50)**	EPA 8260	TMW	12	PASI-I
		SM 2540G	RM1	1	PASI-I
50258245004	**GP-9 SL (22.50-23.00)**	EPA 8260	TMW	12	PASI-I
		SM 2540G	RM1	1	PASI-I
50258245005	**GP-10 SL (18.75-19.25)**	EPA 8260	TMW	12	PASI-I
		SM 2540G	RM1	1	PASI-I
50258245006	**GP-10 SL (19.75-20.25)**	EPA 8260	TMW	12	PASI-I
		SM 2540G	RM1	1	PASI-I
50258245007	**GP-10 SL (22.75-23.25)**	EPA 8260	TMW	12	PASI-I
		SM 2540G	RM1	1	PASI-I
50258245008	**GP-10 SL (23.65-24.15)**	EPA 8260	TMW	12	PASI-I
		SM 2540G	RM1	1	PASI-I
50258245009	**GP-11 SL (21.00-21.50)**	EPA 8260	TMW	12	PASI-I
		SM 2540G	RM1	1	PASI-I
50258245010	**GP-11 SL (22.75-23.25)**	EPA 8260	TMW	12	PASI-I
		SM 2540G	RM1	1	PASI-I
50258245011	**GP-11 SL (23.75-24.25)**	EPA 8260	TMW	12	PASI-I
		SM 2540G	RM1	1	PASI-I
50258245012	**GP-11 SL (24.75-25.25)**	EPA 8260	TMW	12	PASI-I
		SM 2540G	RM1	1	PASI-I
50258245013	**GP-12 SL (4.25-4.75)**	EPA 8260	TMW	12	PASI-I
		SM 2540G	RM1	1	PASI-I
50258245014	**GP-12 SL (16.00-16.50)**	EPA 8260	TMW	12	PASI-I
		SM 2540G	RM1	1	PASI-I
50258245015	**GP-12 SL (23.25-23.75)**	EPA 8260	CAP	12	PASI-I
		SM 2540G	RM1	1	PASI-I
50258245016	**GP-12 SL (24.00-24.50)**	EPA 8260	CAP	12	PASI-I
		SM 2540G	RM1	1	PASI-I
50258245017	**GP-13 SL (14.00-14.50)**	EPA 8260	CAP	12	PASI-I
		SM 2540G	RM1	1	PASI-I
50258245018	**GP-13 SL (18.75-19.25)**	EPA 8260	CAP	12	PASI-I
		SM 2540G	RM1	1	PASI-I
50258245019	**GP-13 SL (23.00-23.50)**	EPA 8260	CAP	12	PASI-I

This report shall not be reproduced, except in full,
without the written consent of Pace Analytical Services, LLC.

Pace Analytical Services, LLC
7726 Moller Road
Indianapolis, IN 46268
(317)228-3100

SAMPLE ANALYTE COUNT

Project: Amphenol
Pace Project No.: 50258245

Lab ID	Sample ID	Method	Analysts	Analytes Reported	Laboratory
		SM 2540G	RM1	1	PASI-I
50258245020	**GP-13 SL (23.50-24.00)**	EPA 8260	CAP	12	PASI-I
		SM 2540G	RM1	1	PASI-I
50258245021	**GP-14 SL (18.75-19.25)**	EPA 8260	CAP, LKC	12	PASI-I
		SM 2540G	RM1	1	PASI-I
50258245022	**GP-14 SL (19.75-20.25)**	EPA 8260	TMW	12	PASI-I
		SM 2540G	RM1	1	PASI-I
50258245023	**GP-14 SL (22.00-23.00)**	EPA 8260	CAP	12	PASI-I
		SM 2540G	RM1	1	PASI-I
50258245024	**GP-14 SL (24.00-24.50)**	EPA 8260	CAP	12	PASI-I
		SM 2540G	RM1	1	PASI-I
50258245025	**GP-15 SL (13.00-13.50)**	EPA 8260	CAP	12	PASI-I
		SM 2540G	RM1	1	PASI-I
50258245026	**GP-15 SL (19.75-20.25)**	EPA 8260	CAP, LKC	12	PASI-I
		SM 2540G	RM1	1	PASI-I
50258245027	**GP-15 SL (22.00-22.50)**	EPA 8260	CAP	12	PASI-I
		SM 2540G	RM1	1	PASI-I
50258245028	**GP-15 SL (23.00-23.50)**	EPA 8260	RSW	12	PASI-I
		SM 2540G	RM1	1	PASI-I
50258245029	**GP-16 SL (18.75-19.25)**	EPA 8260	CAP	12	PASI-I
		SM 2540G	RM1	1	PASI-I
50258245030	**GP-16 SL (22.50-23.00)**	EPA 8260	TMW	12	PASI-I
		SM 2540G	RM1	1	PASI-I
50258245031	**GP-16 SL (23.25-23.75)**	EPA 8260	TMW	12	PASI-I
		SM 2540G	RM1	1	PASI-I
50258245032	**GP-16 SL (23.85-24.35)**	EPA 8260	RSW	12	PASI-I
		SM 2540G	RM1	1	PASI-I
50258245033	**GP-17 SL (13.50-14.00)**	EPA 8260	CAP	12	PASI-I
		SM 2540G	RM1	1	PASI-I
50258245034	**GP-17 SL (16.75-17.25)**	EPA 8260	CAP	12	PASI-I
		SM 2540G	RM1	1	PASI-I
50258245035	**GP-17 SL (22.35-22.85)**	EPA 8260	CAP	12	PASI-I
		SM 2540G	RM1	1	PASI-I
50258245036	**GP-17 SL (22.85-23.35)**	EPA 8260	CAP	12	PASI-I
		SM 2540G	RM1	1	PASI-I
50258245037	**FD-4 SL**	EPA 8260	TMW	12	PASI-I
		SM 2540G	RM1	1	PASI-I

This report shall not be reproduced, except in full,
without the written consent of Pace Analytical Services, LLC.

Pace Analytical Services, LLC
7726 Moller Road
Indianapolis, IN 46268
(317)228-3100

SAMPLE ANALYTE COUNT

Project: Amphenol
Pace Project No.: 50258245

Lab ID	Sample ID	Method	Analysts	Analytes Reported	Laboratory
50258245038	**FD-5 SL**	EPA 8260	CAP, LKC	12	PASI-I
		SM 2540G	RM1	1	PASI-I
50258245039	**FD-6 SL**	EPA 8260	CAP, LKC	12	PASI-I
		SM 2540G	RM1	1	PASI-I
50258245040	**FD-7 SL**	EPA 8260	CAP	12	PASI-I
		SM 2540G	RM1	1	PASI-I
50258245041	**TB-2**	EPA 8260	CAP	12	PASI-I
50258245042	**EB-2 WT**	EPA 8260	CAP	12	PASI-I

PASI-I = Pace Analytical Services - Indianapolis

This report shall not be reproduced, except in full,
without the written consent of Pace Analytical Services, LLC.

Pace Analytical Services, LLC
7726 Moller Road
Indianapolis, IN 46268
(317)228-3100

SUMMARY OF DETECTION

Project: Amphenol
Pace Project No.: 50258245

Lab Sample ID Method	Client Sample ID Parameters	Result	Units	Report Limit	Analyzed	Qualifiers
50258245001	**GP-9 SL (19.00-19.50)**					
EPA 8260	Tetrachloroethene	90.1	mg/kg	4.9	06/02/20 16:11	
SM 2540G	Percent Moisture	15.1	%	0.10	06/01/20 16:27	
50258245002	**GP-9 SL (20.75-21.25)**					
EPA 8260	Tetrachloroethene	109	mg/kg	25.4	06/02/20 16:46	
SM 2540G	Percent Moisture	13.0	%	0.10	06/01/20 16:27	
50258245003	**GP-9 SL (22.00-22.50)**					
EPA 8260	Tetrachloroethene	126	mg/kg	5.2	06/03/20 15:35	
SM 2540G	Percent Moisture	12.0	%	0.10	06/01/20 16:27	
50258245004	**GP-9 SL (22.50-23.00)**					
EPA 8260	Tetrachloroethene	17.7	mg/kg	0.74	06/02/20 17:55	
EPA 8260	Trichloroethene	3.3	mg/kg	0.74	06/02/20 17:55	
SM 2540G	Percent Moisture	7.3	%	0.10	06/01/20 16:27	
50258245005	**GP-10 SL (18.75-19.25)**					
EPA 8260	Tetrachloroethene	4.5	mg/kg	0.26	06/03/20 03:09	
SM 2540G	Percent Moisture	13.8	%	0.10	06/01/20 16:27	
50258245006	**GP-10 SL (19.75-20.25)**					
EPA 8260	Tetrachloroethene	12.9	mg/kg	0.51	06/03/20 03:44	
SM 2540G	Percent Moisture	13.9	%	0.10	06/01/20 16:28	
50258245007	**GP-10 SL (22.75-23.25)**					
EPA 8260	Tetrachloroethene	767	mg/kg	26.8	06/03/20 04:19	
SM 2540G	Percent Moisture	14.2	%	0.10	06/01/20 16:28	
50258245008	**GP-10 SL (23.65-24.15)**					
EPA 8260	Tetrachloroethene	102	mg/kg	4.4	06/03/20 16:09	
EPA 8260	Trichloroethene	7.3	mg/kg	4.4	06/03/20 16:09	
SM 2540G	Percent Moisture	7.6	%	0.10	06/01/20 16:28	
50258245009	**GP-11 SL (21.00-21.50)**					
EPA 8260	Tetrachloroethene	15.8	mg/kg	0.27	06/03/20 05:28	
SM 2540G	Percent Moisture	16.0	%	0.10	06/01/20 16:28	
50258245010	**GP-11 SL (22.75-23.25)**					
EPA 8260	Tetrachloroethene	10.0	mg/kg	0.24	06/03/20 06:03	
SM 2540G	Percent Moisture	13.5	%	0.10	06/01/20 16:28	
50258245011	**GP-11 SL (23.75-24.25)**					
EPA 8260	Tetrachloroethene	77.2	mg/kg	5.0	06/03/20 16:44	
SM 2540G	Percent Moisture	10.9	%	0.10	06/01/20 16:28	
50258245012	**GP-11 SL (24.75-25.25)**					
EPA 8260	Tetrachloroethene	5.2	mg/kg	0.44	06/03/20 07:12	
EPA 8260	Trichloroethene	66.6	mg/kg	4.4	06/03/20 17:19	
SM 2540G	Percent Moisture	8.6	%	0.10	06/01/20 16:28	
50258245013	**GP-12 SL (4.25-4.75)**					
EPA 8260	Tetrachloroethene	0.0086	mg/kg	0.0047	06/02/20 17:38	

This report shall not be reproduced, except in full,
without the written consent of Pace Analytical Services, LLC.

Pace Analytical Services, LLC
7726 Moller Road
Indianapolis, IN 46268
(317)228-3100

SUMMARY OF DETECTION

Project: Amphenol
Pace Project No.: 50258245

Lab Sample ID / Method	Client Sample ID / Parameters	Result	Units	Report Limit	Analyzed	Qualifiers
50258245013	**GP-12 SL (4.25-4.75)**					
SM 2540G	Percent Moisture	14.5	%	0.10	06/01/20 16:29	
50258245014	**GP-12 SL (16.00-16.50)**					
EPA 8260	Tetrachloroethene	0.16	mg/kg	0.0035	06/02/20 18:12	
SM 2540G	Percent Moisture	8.8	%	0.10	06/01/20 16:29	
50258245015	**GP-12 SL (23.25-23.75)**					
SM 2540G	Percent Moisture	6.7	%	0.10	06/01/20 16:29	
50258245016	**GP-12 SL (24.00-24.50)**					
EPA 8260	1,1,1-Trichloroethane	0.041	mg/kg	0.0049	06/03/20 09:39	
EPA 8260	Trichloroethene	0.014	mg/kg	0.0049	06/03/20 09:39	
SM 2540G	Percent Moisture	7.9	%	0.10	06/01/20 16:29	
50258245017	**GP-13 SL (14.00-14.50)**					
EPA 8260	Tetrachloroethene	0.049	mg/kg	0.0051	06/03/20 10:04	R1
SM 2540G	Percent Moisture	3.5	%	0.10	06/01/20 16:29	
50258245018	**GP-13 SL (18.75-19.25)**					
EPA 8260	Tetrachloroethene	7.7	mg/kg	0.27	06/03/20 21:14	
EPA 8260	1,1,1-Trichloroethane	0.017	mg/kg	0.0054	06/03/20 11:18	
EPA 8260	Trichloroethene	0.0085	mg/kg	0.0054	06/03/20 11:18	
SM 2540G	Percent Moisture	15.0	%	0.10	06/01/20 16:29	
50258245019	**GP-13 SL (23.00-23.50)**					
EPA 8260	Tetrachloroethene	0.13	mg/kg	0.0051	06/03/20 11:43	
EPA 8260	1,1,1-Trichloroethane	0.036	mg/kg	0.0051	06/03/20 11:43	
EPA 8260	Trichloroethene	0.24	mg/kg	0.0051	06/03/20 11:43	
SM 2540G	Percent Moisture	12.3	%	0.10	06/01/20 16:30	
50258245020	**GP-13 SL (23.50-24.00)**					
EPA 8260	1,1-Dichloroethane	0.0084	mg/kg	0.0040	06/03/20 12:08	
EPA 8260	Tetrachloroethene	0.015	mg/kg	0.0040	06/03/20 12:08	
EPA 8260	1,1,1-Trichloroethane	0.049	mg/kg	0.0040	06/03/20 12:08	
EPA 8260	Trichloroethene	5.0	mg/kg	0.24	06/03/20 21:39	
SM 2540G	Percent Moisture	6.9	%	0.10	06/02/20 10:43	
50258245021	**GP-14 SL (18.75-19.25)**					
EPA 8260	Tetrachloroethene	67.9	mg/kg	2.5	06/04/20 09:55	
EPA 8260	1,1,1-Trichloroethane	0.015	mg/kg	0.0047	06/03/20 12:33	
EPA 8260	Trichloroethene	0.019	mg/kg	0.0047	06/03/20 12:33	
SM 2540G	Percent Moisture	12.0	%	0.10	06/02/20 10:44	
50258245022	**GP-14 SL (19.75-20.25)**					
EPA 8260	Tetrachloroethene	82.8	mg/kg	5.0	06/03/20 17:54	
SM 2540G	Percent Moisture	11.2	%	0.10	06/02/20 10:44	
50258245023	**GP-14 SL (22.00-23.00)**					
EPA 8260	Tetrachloroethene	1.6	mg/kg	0.26	06/03/20 22:28	
EPA 8260	1,1,1-Trichloroethane	0.053	mg/kg	0.0050	06/03/20 12:57	
EPA 8260	Trichloroethene	6.5	mg/kg	0.26	06/03/20 22:28	

This report shall not be reproduced, except in full,
without the written consent of Pace Analytical Services, LLC.

Pace Analytical Services, LLC
7726 Moller Road
Indianapolis, IN 46268
(317)228-3100

SUMMARY OF DETECTION

Project: Amphenol
Pace Project No.: 50258245

Lab Sample ID / Method	Client Sample ID / Parameters	Result	Units	Report Limit	Analyzed	Qualifiers
50258245023	**GP-14 SL (22.00-23.00)**					
SM 2540G	Percent Moisture	15.5	%	0.10	06/02/20 10:44	
50258245024	**GP-14 SL (24.00-24.50)**					
EPA 8260	1,1-Dichloroethane	0.0060	mg/kg	0.0041	06/03/20 13:22	
EPA 8260	Tetrachloroethene	0.0061	mg/kg	0.0041	06/03/20 13:22	
EPA 8260	Trichloroethene	0.91	mg/kg	0.0041	06/03/20 13:22	1d,E
SM 2540G	Percent Moisture	7.6	%	0.10	06/02/20 10:44	
50258245025	**GP-15 SL (13.00-13.50)**					
EPA 8260	Tetrachloroethene	0.27	mg/kg	0.0046	06/03/20 13:47	
EPA 8260	Trichloroethene	0.0090	mg/kg	0.0046	06/03/20 13:47	
SM 2540G	Percent Moisture	7.5	%	0.10	06/02/20 10:44	
50258245026	**GP-15 SL (19.75-20.25)**					
EPA 8260	Tetrachloroethene	28.8	mg/kg	1.1	06/04/20 10:28	
EPA 8260	1,1,1-Trichloroethane	0.0074	mg/kg	0.0050	06/03/20 14:12	
SM 2540G	Percent Moisture	15.2	%	0.10	06/02/20 10:45	
50258245027	**GP-15 SL (22.00-22.50)**					
EPA 8260	Tetrachloroethene	7.3	mg/kg	0.24	06/03/20 23:43	
EPA 8260	1,1,1-Trichloroethane	0.0096	mg/kg	0.0051	06/03/20 14:36	
SM 2540G	Percent Moisture	12.5	%	0.10	06/02/20 10:46	
50258245028	**GP-15 SL (23.00-23.50)**					
EPA 8260	Tetrachloroethene	16.1	mg/kg	2.1	06/03/20 18:28	
EPA 8260	Trichloroethene	11.1	mg/kg	2.1	06/03/20 18:28	
SM 2540G	Percent Moisture	7.8	%	0.10	06/02/20 10:46	
50258245029	**GP-16 SL (18.75-19.25)**					
EPA 8260	Tetrachloroethene	0.20	mg/kg	0.0050	06/03/20 15:01	
SM 2540G	Percent Moisture	14.3	%	0.10	06/02/20 10:46	
50258245030	**GP-16 SL (22.50-23.00)**					
EPA 8260	Tetrachloroethene	48.4	mg/kg	5.1	06/03/20 08:59	
SM 2540G	Percent Moisture	12.4	%	0.10	06/02/20 10:46	
50258245031	**GP-16 SL (23.25-23.75)**					
EPA 8260	Tetrachloroethene	370	mg/kg	26.9	06/03/20 10:09	
SM 2540G	Percent Moisture	12.3	%	0.10	06/02/20 10:46	
50258245032	**GP-16 SL (23.85-24.35)**					
EPA 8260	Tetrachloroethene	110	mg/kg	4.3	06/03/20 19:03	
EPA 8260	Trichloroethene	6.8	mg/kg	4.3	06/03/20 19:03	
SM 2540G	Percent Moisture	6.8	%	0.10	06/02/20 10:46	
50258245033	**GP-17 SL (13.50-14.00)**					
EPA 8260	Tetrachloroethene	0.047	mg/kg	0.0045	06/03/20 15:26	
EPA 8260	Trichloroethene	0.0054	mg/kg	0.0045	06/03/20 15:26	
SM 2540G	Percent Moisture	8.6	%	0.10	06/02/20 10:47	

This report shall not be reproduced, except in full,
without the written consent of Pace Analytical Services, LLC.

Pace Analytical Services, LLC
7726 Moller Road
Indianapolis, IN 46268
(317)228-3100

SUMMARY OF DETECTION

Project: Amphenol
Pace Project No.: 50258245

Lab Sample ID Method	Client Sample ID Parameters	Result	Units	Report Limit	Analyzed	Qualifiers
50258245034	**GP-17 SL (16.75-17.25)**					
EPA 8260	Tetrachloroethene	0.039	mg/kg	0.0046	06/03/20 15:50	
SM 2540G	Percent Moisture	10.9	%	0.10	06/02/20 10:47	
50258245035	**GP-17 SL (22.35-22.85)**					
EPA 8260	1,1,1-Trichloroethane	0.044	mg/kg	0.0046	06/03/20 16:15	
SM 2540G	Percent Moisture	12.0	%	0.10	06/02/20 10:47	
50258245036	**GP-17 SL (22.85-23.35)**					
EPA 8260	1,1,1-Trichloroethane	0.0046	mg/kg	0.0041	06/03/20 16:40	
SM 2540G	Percent Moisture	8.3	%	0.10	06/02/20 10:47	
50258245037	**FD-4 SL**					
EPA 8260	Tetrachloroethene	404	mg/kg	26.8	06/03/20 09:34	
SM 2540G	Percent Moisture	15.4	%	0.10	06/02/20 10:47	
50258245038	**FD-5 SL**					
EPA 8260	Tetrachloroethene	19.8	mg/kg	1.2	06/04/20 11:36	
EPA 8260	1,1,1-Trichloroethane	0.018	mg/kg	0.0054	06/03/20 17:05	
EPA 8260	Trichloroethene	0.0093	mg/kg	0.0054	06/03/20 17:05	
SM 2540G	Percent Moisture	14.9	%	0.10	06/02/20 10:47	
50258245039	**FD-6 SL**					
EPA 8260	Tetrachloroethene	30.9	mg/kg	2.6	06/04/20 12:09	
EPA 8260	1,1,1-Trichloroethane	0.0067	mg/kg	0.0052	06/04/20 00:57	
SM 2540G	Percent Moisture	14.9	%	0.10	06/02/20 10:48	
50258245040	**FD-7 SL**					
EPA 8260	1,1,1-Trichloroethane	0.049	mg/kg	0.0052	06/04/20 01:22	
SM 2540G	Percent Moisture	14.3	%	0.10	06/02/20 11:11	

This report shall not be reproduced, except in full,
without the written consent of Pace Analytical Services, LLC.

Pace Analytical Services, LLC
7726 Moller Road
Indianapolis, IN 46268
(317)228-3100

ANALYTICAL RESULTS

Project: Amphenol
Pace Project No.: 50258245

Sample: GP-9 SL (19.00-19.50) **Lab ID: 50258245001** Collected: 05/27/20 09:34 Received: 05/28/20 08:26 Matrix: Solid

Results reported on a "dry weight" basis and are adjusted for percent moisture, sample size and any dilutions.

Parameters	Results	Units	Report Limit	MDL	DF	Prepared	Analyzed	CAS No.	Qual
8260 MSV 5035A VOA	Analytical Method: EPA 8260								
	Pace Analytical Services - Indianapolis								
1,1-Dichloroethane	ND	mg/kg	4.9	0.79	1000		06/02/20 16:11	75-34-3	
1,2-Dichloroethane	ND	mg/kg	4.9	0.53	1000		06/02/20 16:11	107-06-2	
cis-1,2-Dichloroethene	ND	mg/kg	4.9	0.61	1000		06/02/20 16:11	156-59-2	
trans-1,2-Dichloroethene	ND	mg/kg	4.9	0.89	1000		06/02/20 16:11	156-60-5	
Methylene Chloride	ND	mg/kg	19.8	0.99	1000		06/02/20 16:11	75-09-2	
Tetrachloroethene	**90.1**	mg/kg	4.9	0.85	1000		06/02/20 16:11	127-18-4	
1,1,1-Trichloroethane	ND	mg/kg	4.9	0.58	1000		06/02/20 16:11	71-55-6	
Trichloroethene	ND	mg/kg	4.9	0.73	1000		06/02/20 16:11	79-01-6	
Vinyl chloride	ND	mg/kg	4.9	0.43	1000		06/02/20 16:11	75-01-4	
Surrogates									
Dibromofluoromethane (S)	101	%.	73-133		1000		06/02/20 16:11	1868-53-7	D4
Toluene-d8 (S)	99	%.	73-130		1000		06/02/20 16:11	2037-26-5	
4-Bromofluorobenzene (S)	100	%.	55-129		1000		06/02/20 16:11	460-00-4	
Percent Moisture	Analytical Method: SM 2540G								
	Pace Analytical Services - Indianapolis								
Percent Moisture	**15.1**	%	0.10	0.10	1		06/01/20 16:27		

This report shall not be reproduced, except in full,
without the written consent of Pace Analytical Services, LLC.

Pace Analytical Services, LLC
7726 Moller Road
Indianapolis, IN 46268
(317)228-3100

ANALYTICAL RESULTS

Project: Amphenol
Pace Project No.: 50258245

Sample: GP-9 SL (20.75-21.25) **Lab ID: 50258245002** Collected: 05/27/20 09:39 Received: 05/28/20 08:26 Matrix: Solid

Results reported on a "dry weight" basis and are adjusted for percent moisture, sample size and any dilutions.

Parameters	Results	Units	Report Limit	MDL	DF	Prepared	Analyzed	CAS No.	Qual
8260 MSV 5035A VOA	Analytical Method: EPA 8260								
	Pace Analytical Services - Indianapolis								
1,1-Dichloroethane	ND	mg/kg	25.4	4.1	5000		06/02/20 16:46	75-34-3	
1,2-Dichloroethane	ND	mg/kg	25.4	2.7	5000		06/02/20 16:46	107-06-2	
cis-1,2-Dichloroethene	ND	mg/kg	25.4	3.2	5000		06/02/20 16:46	156-59-2	
trans-1,2-Dichloroethene	ND	mg/kg	25.4	4.6	5000		06/02/20 16:46	156-60-5	
Methylene Chloride	ND	mg/kg	102	5.1	5000		06/02/20 16:46	75-09-2	
Tetrachloroethene	**109**	mg/kg	25.4	4.4	5000		06/02/20 16:46	127-18-4	
1,1,1-Trichloroethane	ND	mg/kg	25.4	3.0	5000		06/02/20 16:46	71-55-6	
Trichloroethene	ND	mg/kg	25.4	3.8	5000		06/02/20 16:46	79-01-6	
Vinyl chloride	ND	mg/kg	25.4	2.2	5000		06/02/20 16:46	75-01-4	
Surrogates									
Dibromofluoromethane (S)	101	%.	73-133		5000		06/02/20 16:46	1868-53-7	D4
Toluene-d8 (S)	99	%.	73-130		5000		06/02/20 16:46	2037-26-5	
4-Bromofluorobenzene (S)	100	%.	55-129		5000		06/02/20 16:46	460-00-4	
Percent Moisture	Analytical Method: SM 2540G								
	Pace Analytical Services - Indianapolis								
Percent Moisture	**13.0**	%	0.10	0.10	1		06/01/20 16:27		

This report shall not be reproduced, except in full,
without the written consent of Pace Analytical Services, LLC.

Pace Analytical Services, LLC
7726 Moller Road
Indianapolis, IN 46268
(317)228-3100

ANALYTICAL RESULTS

Project: Amphenol
Pace Project No.: 50258245

Sample: GP-9 SL (22.00-22.50) **Lab ID: 50258245003** Collected: 05/27/20 09:42 Received: 05/28/20 08:26 Matrix: Solid

Results reported on a "dry weight" basis and are adjusted for percent moisture, sample size and any dilutions.

Parameters	Results	Units	Report Limit	MDL	DF	Prepared	Analyzed	CAS No.	Qual
8260 MSV 5035A VOA	Analytical Method: EPA 8260								
	Pace Analytical Services - Indianapolis								
1,1-Dichloroethane	ND	mg/kg	5.2	0.66	1000		06/03/20 15:35	75-34-3	
1,2-Dichloroethane	ND	mg/kg	5.2	0.79	1000		06/03/20 15:35	107-06-2	
cis-1,2-Dichloroethene	ND	mg/kg	5.2	1.1	1000		06/03/20 15:35	156-59-2	
trans-1,2-Dichloroethene	ND	mg/kg	5.2	0.86	1000		06/03/20 15:35	156-60-5	
Methylene Chloride	ND	mg/kg	21.0	2.5	1000		06/03/20 15:35	75-09-2	
Tetrachloroethene	**126**	mg/kg	5.2	0.62	1000		06/03/20 15:35	127-18-4	
1,1,1-Trichloroethane	ND	mg/kg	5.2	0.62	1000		06/03/20 15:35	71-55-6	
Trichloroethene	ND	mg/kg	5.2	1.0	1000		06/03/20 15:35	79-01-6	
Vinyl chloride	ND	mg/kg	5.2	0.30	1000		06/03/20 15:35	75-01-4	
Surrogates									
Dibromofluoromethane (S)	101	%.	73-133		1000		06/03/20 15:35	1868-53-7	D4
Toluene-d8 (S)	97	%.	73-130		1000		06/03/20 15:35	2037-26-5	
4-Bromofluorobenzene (S)	97	%.	55-129		1000		06/03/20 15:35	460-00-4	
Percent Moisture	Analytical Method: SM 2540G								
	Pace Analytical Services - Indianapolis								
Percent Moisture	**12.0**	%	0.10	0.10	1		06/01/20 16:27		

This report shall not be reproduced, except in full,
without the written consent of Pace Analytical Services, LLC.

Pace Analytical Services, LLC
7726 Moller Road
Indianapolis, IN 46268
(317)228-3100

ANALYTICAL RESULTS

Project: Amphenol
Pace Project No.: 50258245

Sample: GP-9 SL (22.50-23.00) **Lab ID: 50258245004** Collected: 05/27/20 09:45 Received: 05/28/20 08:26 Matrix: Solid

Results reported on a "dry weight" basis and are adjusted for percent moisture, sample size and any dilutions.

Parameters	Results	Units	Report Limit	MDL	DF	Prepared	Analyzed	CAS No.	Qual
8260 MSV 5035A VOA	Analytical Method: EPA 8260								
	Pace Analytical Services - Indianapolis								
1,1-Dichloroethane	ND	mg/kg	0.74	0.12	200		06/02/20 17:55	75-34-3	
1,2-Dichloroethane	ND	mg/kg	0.74	0.080	200		06/02/20 17:55	107-06-2	
cis-1,2-Dichloroethene	ND	mg/kg	0.74	0.092	200		06/02/20 17:55	156-59-2	
trans-1,2-Dichloroethene	ND	mg/kg	0.74	0.13	200		06/02/20 17:55	156-60-5	
Methylene Chloride	ND	mg/kg	3.0	0.15	200		06/02/20 17:55	75-09-2	
Tetrachloroethene	**17.7**	mg/kg	0.74	0.13	200		06/02/20 17:55	127-18-4	
1,1,1-Trichloroethane	ND	mg/kg	0.74	0.087	200		06/02/20 17:55	71-55-6	
Trichloroethene	**3.3**	mg/kg	0.74	0.11	200		06/02/20 17:55	79-01-6	
Vinyl chloride	ND	mg/kg	0.74	0.065	200		06/02/20 17:55	75-01-4	
Surrogates									
Dibromofluoromethane (S)	98	%.	73-133		200		06/02/20 17:55	1868-53-7	D4
Toluene-d8 (S)	98	%.	73-130		200		06/02/20 17:55	2037-26-5	
4-Bromofluorobenzene (S)	101	%.	55-129		200		06/02/20 17:55	460-00-4	
Percent Moisture	Analytical Method: SM 2540G								
	Pace Analytical Services - Indianapolis								
Percent Moisture	**7.3**	%	0.10	0.10	1		06/01/20 16:27		

This report shall not be reproduced, except in full,
without the written consent of Pace Analytical Services, LLC.

Pace Analytical Services, LLC
7726 Moller Road
Indianapolis, IN 46268
(317)228-3100

ANALYTICAL RESULTS

Project: Amphenol
Pace Project No.: 50258245

Sample: GP-10 SL (18.75-19.25) **Lab ID: 50258245005** Collected: 05/27/20 10:28 Received: 05/28/20 08:26 Matrix: Solid

Results reported on a "dry weight" basis and are adjusted for percent moisture, sample size and any dilutions.

Parameters	Results	Units	Report Limit	MDL	DF	Prepared	Analyzed	CAS No.	Qual
8260 MSV 5035A VOA	Analytical Method: EPA 8260								
	Pace Analytical Services - Indianapolis								
1,1-Dichloroethane	ND	mg/kg	0.26	0.042	50		06/03/20 03:09	75-34-3	
1,2-Dichloroethane	ND	mg/kg	0.26	0.028	50		06/03/20 03:09	107-06-2	
cis-1,2-Dichloroethene	ND	mg/kg	0.26	0.032	50		06/03/20 03:09	156-59-2	
trans-1,2-Dichloroethene	ND	mg/kg	0.26	0.047	50		06/03/20 03:09	156-60-5	
Methylene Chloride	ND	mg/kg	1.0	0.052	50		06/03/20 03:09	75-09-2	
Tetrachloroethene	**4.5**	mg/kg	0.26	0.044	50		06/03/20 03:09	127-18-4	
1,1,1-Trichloroethane	ND	mg/kg	0.26	0.030	50		06/03/20 03:09	71-55-6	
Trichloroethene	ND	mg/kg	0.26	0.038	50		06/03/20 03:09	79-01-6	
Vinyl chloride	ND	mg/kg	0.26	0.023	50		06/03/20 03:09	75-01-4	
Surrogates									
Dibromofluoromethane (S)	99	%.	73-133		50		06/03/20 03:09	1868-53-7	D4
Toluene-d8 (S)	98	%.	73-130		50		06/03/20 03:09	2037-26-5	
4-Bromofluorobenzene (S)	98	%.	55-129		50		06/03/20 03:09	460-00-4	
Percent Moisture	Analytical Method: SM 2540G								
	Pace Analytical Services - Indianapolis								
Percent Moisture	**13.8**	%	0.10	0.10	1		06/01/20 16:27		

This report shall not be reproduced, except in full,
without the written consent of Pace Analytical Services, LLC.

Pace Analytical Services, LLC
7726 Moller Road
Indianapolis, IN 46268
(317)228-3100

ANALYTICAL RESULTS

Project: Amphenol
Pace Project No.: 50258245

Sample: GP-10 SL (19.75-20.25) **Lab ID: 50258245006** Collected: 05/27/20 10:33 Received: 05/28/20 08:26 Matrix: Solid

Results reported on a "dry weight" basis and are adjusted for percent moisture, sample size and any dilutions.

Parameters	Results	Units	Report Limit	MDL	DF	Prepared	Analyzed	CAS No.	Qual
8260 MSV 5035A VOA	Analytical Method: EPA 8260								
	Pace Analytical Services - Indianapolis								
1,1-Dichloroethane	ND	mg/kg	0.51	0.081	100		06/03/20 03:44	75-34-3	
1,2-Dichloroethane	ND	mg/kg	0.51	0.055	100		06/03/20 03:44	107-06-2	
cis-1,2-Dichloroethene	ND	mg/kg	0.51	0.063	100		06/03/20 03:44	156-59-2	
trans-1,2-Dichloroethene	ND	mg/kg	0.51	0.091	100		06/03/20 03:44	156-60-5	
Methylene Chloride	ND	mg/kg	2.0	0.10	100		06/03/20 03:44	75-09-2	
Tetrachloroethene	**12.9**	mg/kg	0.51	0.087	100		06/03/20 03:44	127-18-4	
1,1,1-Trichloroethane	ND	mg/kg	0.51	0.060	100		06/03/20 03:44	71-55-6	
Trichloroethene	ND	mg/kg	0.51	0.075	100		06/03/20 03:44	79-01-6	
Vinyl chloride	ND	mg/kg	0.51	0.044	100		06/03/20 03:44	75-01-4	
Surrogates									
Dibromofluoromethane (S)	99	%.	73-133		100		06/03/20 03:44	1868-53-7	D4
Toluene-d8 (S)	100	%.	73-130		100		06/03/20 03:44	2037-26-5	
4-Bromofluorobenzene (S)	99	%.	55-129		100		06/03/20 03:44	460-00-4	
Percent Moisture	Analytical Method: SM 2540G								
	Pace Analytical Services - Indianapolis								
Percent Moisture	**13.9**	%	0.10	0.10	1		06/01/20 16:28		

This report shall not be reproduced, except in full,
without the written consent of Pace Analytical Services, LLC.

Pace Analytical Services, LLC
7726 Moller Road
Indianapolis, IN 46268
(317)228-3100

ANALYTICAL RESULTS

Project: Amphenol
Pace Project No.: 50258245

Sample: GP-10 SL (22.75-23.25) **Lab ID: 50258245007** Collected: 05/27/20 10:36 Received: 05/28/20 08:26 Matrix: Solid

Results reported on a "dry weight" basis and are adjusted for percent moisture, sample size and any dilutions.

Parameters	Results	Units	Report Limit	MDL	DF	Prepared	Analyzed	CAS No.	Qual
8260 MSV 5035A VOA	Analytical Method: EPA 8260								
	Pace Analytical Services - Indianapolis								
1,1-Dichloroethane	ND	mg/kg	26.8	4.3	5000		06/03/20 04:19	75-34-3	
1,2-Dichloroethane	ND	mg/kg	26.8	2.9	5000		06/03/20 04:19	107-06-2	
cis-1,2-Dichloroethene	ND	mg/kg	26.8	3.3	5000		06/03/20 04:19	156-59-2	
trans-1,2-Dichloroethene	ND	mg/kg	26.8	4.8	5000		06/03/20 04:19	156-60-5	
Methylene Chloride	ND	mg/kg	107	5.4	5000		06/03/20 04:19	75-09-2	
Tetrachloroethene	**767**	mg/kg	26.8	4.6	5000		06/03/20 04:19	127-18-4	
1,1,1-Trichloroethane	ND	mg/kg	26.8	3.2	5000		06/03/20 04:19	71-55-6	
Trichloroethene	ND	mg/kg	26.8	4.0	5000		06/03/20 04:19	79-01-6	
Vinyl chloride	ND	mg/kg	26.8	2.4	5000		06/03/20 04:19	75-01-4	
Surrogates									
Dibromofluoromethane (S)	99	%.	73-133		5000		06/03/20 04:19	1868-53-7	D4
Toluene-d8 (S)	98	%.	73-130		5000		06/03/20 04:19	2037-26-5	
4-Bromofluorobenzene (S)	99	%.	55-129		5000		06/03/20 04:19	460-00-4	
Percent Moisture	Analytical Method: SM 2540G								
	Pace Analytical Services - Indianapolis								
Percent Moisture	**14.2**	%	0.10	0.10	1		06/01/20 16:28		

This report shall not be reproduced, except in full,
without the written consent of Pace Analytical Services, LLC.

Pace Analytical Services, LLC
7726 Moller Road
Indianapolis, IN 46268
(317)228-3100

ANALYTICAL RESULTS

Project: Amphenol
Pace Project No.: 50258245

Sample: GP-10 SL (23.65-24.15) **Lab ID: 50258245008** Collected: 05/27/20 10:40 Received: 05/28/20 08:26 Matrix: Solid

Results reported on a "dry weight" basis and are adjusted for percent moisture, sample size and any dilutions.

Parameters	Results	Units	Report Limit	MDL	DF	Prepared	Analyzed	CAS No.	Qual
8260 MSV 5035A VOA	Analytical Method: EPA 8260								
	Pace Analytical Services - Indianapolis								
1,1-Dichloroethane	ND	mg/kg	4.4	0.56	1000		06/03/20 16:09	75-34-3	
1,2-Dichloroethane	ND	mg/kg	4.4	0.66	1000		06/03/20 16:09	107-06-2	
cis-1,2-Dichloroethene	ND	mg/kg	4.4	0.89	1000		06/03/20 16:09	156-59-2	
trans-1,2-Dichloroethene	ND	mg/kg	4.4	0.73	1000		06/03/20 16:09	156-60-5	
Methylene Chloride	ND	mg/kg	17.7	2.1	1000		06/03/20 16:09	75-09-2	
Tetrachloroethene	**102**	mg/kg	4.4	0.52	1000		06/03/20 16:09	127-18-4	
1,1,1-Trichloroethane	ND	mg/kg	4.4	0.52	1000		06/03/20 16:09	71-55-6	
Trichloroethene	**7.3**	mg/kg	4.4	0.85	1000		06/03/20 16:09	79-01-6	
Vinyl chloride	ND	mg/kg	4.4	0.25	1000		06/03/20 16:09	75-01-4	
Surrogates									
Dibromofluoromethane (S)	101	%.	73-133		1000		06/03/20 16:09	1868-53-7	D4
Toluene-d8 (S)	99	%.	73-130		1000		06/03/20 16:09	2037-26-5	
4-Bromofluorobenzene (S)	102	%.	55-129		1000		06/03/20 16:09	460-00-4	
Percent Moisture	Analytical Method: SM 2540G								
	Pace Analytical Services - Indianapolis								
Percent Moisture	**7.6**	%	0.10	0.10	1		06/01/20 16:28		

This report shall not be reproduced, except in full,
without the written consent of Pace Analytical Services, LLC.

Pace Analytical Services, LLC
7726 Moller Road
Indianapolis, IN 46268
(317)228-3100

ANALYTICAL RESULTS

Project: Amphenol
Pace Project No.: 50258245

Sample: GP-11 SL (21.00-21.50) **Lab ID: 50258245009** Collected: 05/27/20 11:42 Received: 05/28/20 08:26 Matrix: Solid

Results reported on a "dry weight" basis and are adjusted for percent moisture, sample size and any dilutions.

Parameters	Results	Units	Report Limit	MDL	DF	Prepared	Analyzed	CAS No.	Qual
8260 MSV 5035A VOA	Analytical Method: EPA 8260								
	Pace Analytical Services - Indianapolis								
1,1-Dichloroethane	ND	mg/kg	0.27	0.043	50		06/03/20 05:28	75-34-3	
1,2-Dichloroethane	ND	mg/kg	0.27	0.029	50		06/03/20 05:28	107-06-2	
cis-1,2-Dichloroethene	ND	mg/kg	0.27	0.033	50		06/03/20 05:28	156-59-2	
trans-1,2-Dichloroethene	ND	mg/kg	0.27	0.048	50		06/03/20 05:28	156-60-5	
Methylene Chloride	ND	mg/kg	1.1	0.053	50		06/03/20 05:28	75-09-2	
Tetrachloroethene	**15.8**	mg/kg	0.27	0.046	50		06/03/20 05:28	127-18-4	
1,1,1-Trichloroethane	ND	mg/kg	0.27	0.031	50		06/03/20 05:28	71-55-6	
Trichloroethene	ND	mg/kg	0.27	0.039	50		06/03/20 05:28	79-01-6	
Vinyl chloride	ND	mg/kg	0.27	0.023	50		06/03/20 05:28	75-01-4	
Surrogates									
Dibromofluoromethane (S)	95	%.	73-133		50		06/03/20 05:28	1868-53-7	D4
Toluene-d8 (S)	99	%.	73-130		50		06/03/20 05:28	2037-26-5	
4-Bromofluorobenzene (S)	100	%.	55-129		50		06/03/20 05:28	460-00-4	
Percent Moisture	Analytical Method: SM 2540G								
	Pace Analytical Services - Indianapolis								
Percent Moisture	**16.0**	%	0.10	0.10	1		06/01/20 16:28		

This report shall not be reproduced, except in full,
without the written consent of Pace Analytical Services, LLC.

Pace Analytical Services, LLC
7726 Moller Road
Indianapolis, IN 46268
(317)228-3100

ANALYTICAL RESULTS

Project: Amphenol
Pace Project No.: 50258245

Sample: GP-11 SL (22.75-23.25) **Lab ID: 50258245010** Collected: 05/27/20 11:46 Received: 05/28/20 08:26 Matrix: Solid

Results reported on a "dry weight" basis and are adjusted for percent moisture, sample size and any dilutions.

Parameters	Results	Units	Report Limit	MDL	DF	Prepared	Analyzed	CAS No.	Qual
8260 MSV 5035A VOA	Analytical Method: EPA 8260								
	Pace Analytical Services - Indianapolis								
1,1-Dichloroethane	ND	mg/kg	0.24	0.038	50		06/03/20 06:03	75-34-3	
1,2-Dichloroethane	ND	mg/kg	0.24	0.026	50		06/03/20 06:03	107-06-2	
cis-1,2-Dichloroethene	ND	mg/kg	0.24	0.029	50		06/03/20 06:03	156-59-2	
trans-1,2-Dichloroethene	ND	mg/kg	0.24	0.043	50		06/03/20 06:03	156-60-5	
Methylene Chloride	ND	mg/kg	0.94	0.047	50		06/03/20 06:03	75-09-2	
Tetrachloroethene	**10.0**	mg/kg	0.24	0.041	50		06/03/20 06:03	127-18-4	
1,1,1-Trichloroethane	ND	mg/kg	0.24	0.028	50		06/03/20 06:03	71-55-6	
Trichloroethene	ND	mg/kg	0.24	0.035	50		06/03/20 06:03	79-01-6	
Vinyl chloride	ND	mg/kg	0.24	0.021	50		06/03/20 06:03	75-01-4	
Surrogates									
Dibromofluoromethane (S)	99	%.	73-133		50		06/03/20 06:03	1868-53-7	D4
Toluene-d8 (S)	99	%.	73-130		50		06/03/20 06:03	2037-26-5	
4-Bromofluorobenzene (S)	98	%.	55-129		50		06/03/20 06:03	460-00-4	
Percent Moisture	Analytical Method: SM 2540G								
	Pace Analytical Services - Indianapolis								
Percent Moisture	**13.5**	%	0.10	0.10	1		06/01/20 16:28		

This report shall not be reproduced, except in full,
without the written consent of Pace Analytical Services, LLC.

Pace Analytical Services, LLC
7726 Moller Road
Indianapolis, IN 46268
(317)228-3100

ANALYTICAL RESULTS

Project: Amphenol
Pace Project No.: 50258245

Sample: GP-11 SL (23.75-24.25) **Lab ID: 50258245011** Collected: 05/27/20 11:50 Received: 05/28/20 08:26 Matrix: Solid

Results reported on a "dry weight" basis and are adjusted for percent moisture, sample size and any dilutions.

Parameters	Results	Units	Report Limit	MDL	DF	Prepared	Analyzed	CAS No.	Qual
8260 MSV 5035A VOA	Analytical Method: EPA 8260								
	Pace Analytical Services - Indianapolis								
1,1-Dichloroethane	ND	mg/kg	5.0	0.63	1000		06/03/20 16:44	75-34-3	
1,2-Dichloroethane	ND	mg/kg	5.0	0.75	1000		06/03/20 16:44	107-06-2	
cis-1,2-Dichloroethene	ND	mg/kg	5.0	1.0	1000		06/03/20 16:44	156-59-2	
trans-1,2-Dichloroethene	ND	mg/kg	5.0	0.82	1000		06/03/20 16:44	156-60-5	
Methylene Chloride	ND	mg/kg	20.0	2.4	1000		06/03/20 16:44	75-09-2	
Tetrachloroethene	**77.2**	mg/kg	5.0	0.59	1000		06/03/20 16:44	127-18-4	
1,1,1-Trichloroethane	ND	mg/kg	5.0	0.59	1000		06/03/20 16:44	71-55-6	
Trichloroethene	ND	mg/kg	5.0	0.96	1000		06/03/20 16:44	79-01-6	
Vinyl chloride	ND	mg/kg	5.0	0.29	1000		06/03/20 16:44	75-01-4	
Surrogates									
Dibromofluoromethane (S)	102	%.	73-133		1000		06/03/20 16:44	1868-53-7	D4
Toluene-d8 (S)	100	%.	73-130		1000		06/03/20 16:44	2037-26-5	
4-Bromofluorobenzene (S)	102	%.	55-129		1000		06/03/20 16:44	460-00-4	
Percent Moisture	Analytical Method: SM 2540G								
	Pace Analytical Services - Indianapolis								
Percent Moisture	**10.9**	%	0.10	0.10	1		06/01/20 16:28		

This report shall not be reproduced, except in full,
without the written consent of Pace Analytical Services, LLC.

Pace Analytical Services, LLC
7726 Moller Road
Indianapolis, IN 46268
(317)228-3100

ANALYTICAL RESULTS

Project: Amphenol
Pace Project No.: 50258245

Sample: GP-11 SL (24.75-25.25) **Lab ID: 50258245012** Collected: 05/27/20 11:55 Received: 05/28/20 08:26 Matrix: Solid

Results reported on a "dry weight" basis and are adjusted for percent moisture, sample size and any dilutions.

Parameters	Results	Units	Report Limit	MDL	DF	Prepared	Analyzed	CAS No.	Qual
8260 MSV 5035A VOA	Analytical Method: EPA 8260								
	Pace Analytical Services - Indianapolis								
1,1-Dichloroethane	ND	mg/kg	0.44	0.070	100		06/03/20 07:12	75-34-3	
1,2-Dichloroethane	ND	mg/kg	0.44	0.047	100		06/03/20 07:12	107-06-2	
cis-1,2-Dichloroethene	ND	mg/kg	0.44	0.054	100		06/03/20 07:12	156-59-2	
trans-1,2-Dichloroethene	ND	mg/kg	0.44	0.079	100		06/03/20 07:12	156-60-5	
Methylene Chloride	ND	mg/kg	1.7	0.087	100		06/03/20 07:12	75-09-2	
Tetrachloroethene	**5.2**	mg/kg	0.44	0.075	100		06/03/20 07:12	127-18-4	
1,1,1-Trichloroethane	ND	mg/kg	0.44	0.052	100		06/03/20 07:12	71-55-6	
Trichloroethene	**66.6**	mg/kg	4.4	0.84	1000		06/03/20 17:19	79-01-6	
Vinyl chloride	ND	mg/kg	0.44	0.038	100		06/03/20 07:12	75-01-4	
Surrogates									
Dibromofluoromethane (S)	96	%.	73-133		100		06/03/20 07:12	1868-53-7	D4
Toluene-d8 (S)	100	%.	73-130		100		06/03/20 07:12	2037-26-5	
4-Bromofluorobenzene (S)	100	%.	55-129		100		06/03/20 07:12	460-00-4	
Percent Moisture	Analytical Method: SM 2540G								
	Pace Analytical Services - Indianapolis								
Percent Moisture	**8.6**	%	0.10	0.10	1		06/01/20 16:28		

This report shall not be reproduced, except in full,
without the written consent of Pace Analytical Services, LLC.

Pace Analytical Services, LLC
7726 Moller Road
Indianapolis, IN 46268
(317)228-3100

ANALYTICAL RESULTS

Project: Amphenol
Pace Project No.: 50258245

Sample: GP-12 SL (4.25-4.75) **Lab ID: 50258245013** Collected: 05/27/20 12:18 Received: 05/28/20 08:26 Matrix: Solid

Results reported on a "dry weight" basis and are adjusted for percent moisture, sample size and any dilutions.

Parameters	Results	Units	Report Limit	MDL	DF	Prepared	Analyzed	CAS No.	Qual
8260 MSV 5035A VOA	Analytical Method: EPA 8260								
	Pace Analytical Services - Indianapolis								
1,1-Dichloroethane	ND	mg/kg	0.0047	0.00059	1		06/02/20 17:38	75-34-3	
1,2-Dichloroethane	ND	mg/kg	0.0047	0.00070	1		06/02/20 17:38	107-06-2	
cis-1,2-Dichloroethene	ND	mg/kg	0.0047	0.00094	1		06/02/20 17:38	156-59-2	
trans-1,2-Dichloroethene	ND	mg/kg	0.0047	0.00077	1		06/02/20 17:38	156-60-5	
Methylene Chloride	ND	mg/kg	0.019	0.0022	1		06/02/20 17:38	75-09-2	
Tetrachloroethene	**0.0086**	mg/kg	0.0047	0.00055	1		06/02/20 17:38	127-18-4	
1,1,1-Trichloroethane	ND	mg/kg	0.0047	0.00055	1		06/02/20 17:38	71-55-6	
Trichloroethene	ND	mg/kg	0.0047	0.00089	1		06/02/20 17:38	79-01-6	
Vinyl chloride	ND	mg/kg	0.0047	0.00027	1		06/02/20 17:38	75-01-4	
Surrogates									
Dibromofluoromethane (S)	104	%.	73-133		1		06/02/20 17:38	1868-53-7	
Toluene-d8 (S)	99	%.	73-130		1		06/02/20 17:38	2037-26-5	
4-Bromofluorobenzene (S)	98	%.	55-129		1		06/02/20 17:38	460-00-4	
Percent Moisture	Analytical Method: SM 2540G								
	Pace Analytical Services - Indianapolis								
Percent Moisture	**14.5**	%	0.10	0.10	1		06/01/20 16:29		

This report shall not be reproduced, except in full,
without the written consent of Pace Analytical Services, LLC.

Pace Analytical Services, LLC
7726 Moller Road
Indianapolis, IN 46268
(317)228-3100

ANALYTICAL RESULTS

Project: Amphenol
Pace Project No.: 50258245

Sample: GP-12 SL (16.00-16.50) **Lab ID: 50258245014** Collected: 05/27/20 12:21 Received: 05/28/20 08:26 Matrix: Solid

Results reported on a "dry weight" basis and are adjusted for percent moisture, sample size and any dilutions.

Parameters	Results	Units	Report Limit	MDL	DF	Prepared	Analyzed	CAS No.	Qual
8260 MSV 5035A VOA	Analytical Method: EPA 8260								
	Pace Analytical Services - Indianapolis								
1,1-Dichloroethane	ND	mg/kg	0.0035	0.00044	1		06/02/20 18:12	75-34-3	
1,2-Dichloroethane	ND	mg/kg	0.0035	0.00053	1		06/02/20 18:12	107-06-2	
cis-1,2-Dichloroethene	ND	mg/kg	0.0035	0.00071	1		06/02/20 18:12	156-59-2	
trans-1,2-Dichloroethene	ND	mg/kg	0.0035	0.00058	1		06/02/20 18:12	156-60-5	
Methylene Chloride	ND	mg/kg	0.014	0.0017	1		06/02/20 18:12	75-09-2	
Tetrachloroethene	**0.16**	mg/kg	0.0035	0.00041	1		06/02/20 18:12	127-18-4	
1,1,1-Trichloroethane	ND	mg/kg	0.0035	0.00041	1		06/02/20 18:12	71-55-6	
Trichloroethene	ND	mg/kg	0.0035	0.00067	1		06/02/20 18:12	79-01-6	
Vinyl chloride	ND	mg/kg	0.0035	0.00020	1		06/02/20 18:12	75-01-4	
Surrogates									
Dibromofluoromethane (S)	105	%.	73-133		1		06/02/20 18:12	1868-53-7	
Toluene-d8 (S)	112	%.	73-130		1		06/02/20 18:12	2037-26-5	
4-Bromofluorobenzene (S)	81	%.	55-129		1		06/02/20 18:12	460-00-4	
Percent Moisture	Analytical Method: SM 2540G								
	Pace Analytical Services - Indianapolis								
Percent Moisture	**8.8**	%	0.10	0.10	1		06/01/20 16:29		

This report shall not be reproduced, except in full,
without the written consent of Pace Analytical Services, LLC.

Pace Analytical Services, LLC
7726 Moller Road
Indianapolis, IN 46268
(317)228-3100

ANALYTICAL RESULTS

Project: Amphenol
Pace Project No.: 50258245

Sample: GP-12 SL (23.25-23.75) **Lab ID: 50258245015** Collected: 05/27/20 12:26 Received: 05/28/20 08:26 Matrix: Solid

Results reported on a "dry weight" basis and are adjusted for percent moisture, sample size and any dilutions.

Parameters	Results	Units	Report Limit	MDL	DF	Prepared	Analyzed	CAS No.	Qual
8260 MSV 5035A VOA	Analytical Method: EPA 8260								
	Pace Analytical Services - Indianapolis								
1,1-Dichloroethane	ND	mg/kg	0.0056	0.00041	1		06/03/20 09:15	75-34-3	
1,2-Dichloroethane	ND	mg/kg	0.0056	0.00045	1		06/03/20 09:15	107-06-2	
cis-1,2-Dichloroethene	ND	mg/kg	0.0056	0.00035	1		06/03/20 09:15	156-59-2	
trans-1,2-Dichloroethene	ND	mg/kg	0.0056	0.00026	1		06/03/20 09:15	156-60-5	
Methylene Chloride	ND	mg/kg	0.022	0.0027	1		06/03/20 09:15	75-09-2	
Tetrachloroethene	ND	mg/kg	0.0056	0.00033	1		06/03/20 09:15	127-18-4	
1,1,1-Trichloroethane	ND	mg/kg	0.0056	0.00025	1		06/03/20 09:15	71-55-6	
Trichloroethene	ND	mg/kg	0.0056	0.00022	1		06/03/20 09:15	79-01-6	
Vinyl chloride	ND	mg/kg	0.0056	0.00020	1		06/03/20 09:15	75-01-4	
Surrogates									
Dibromofluoromethane (S)	109	%.	73-133		1		06/03/20 09:15	1868-53-7	
Toluene-d8 (S)	97	%.	73-130		1		06/03/20 09:15	2037-26-5	
4-Bromofluorobenzene (S)	99	%.	55-129		1		06/03/20 09:15	460-00-4	
Percent Moisture	Analytical Method: SM 2540G								
	Pace Analytical Services - Indianapolis								
Percent Moisture	**6.7**	%	0.10	0.10	1		06/01/20 16:29		

This report shall not be reproduced, except in full,
without the written consent of Pace Analytical Services, LLC.

Pace Analytical Services, LLC
7726 Moller Road
Indianapolis, IN 46268
(317)228-3100

ANALYTICAL RESULTS

Project: Amphenol
Pace Project No.: 50258245

Sample: GP-12 SL (24.00-24.50) **Lab ID: 50258245016** Collected: 05/27/20 12:30 Received: 05/28/20 08:26 Matrix: Solid

Results reported on a "dry weight" basis and are adjusted for percent moisture, sample size and any dilutions.

Parameters	Results	Units	Report Limit	MDL	DF	Prepared	Analyzed	CAS No.	Qual
8260 MSV 5035A VOA	Analytical Method: EPA 8260								
	Pace Analytical Services - Indianapolis								
1,1-Dichloroethane	ND	mg/kg	0.0049	0.00036	1		06/03/20 09:39	75-34-3	
1,2-Dichloroethane	ND	mg/kg	0.0049	0.00039	1		06/03/20 09:39	107-06-2	
cis-1,2-Dichloroethene	ND	mg/kg	0.0049	0.00031	1		06/03/20 09:39	156-59-2	
trans-1,2-Dichloroethene	ND	mg/kg	0.0049	0.00023	1		06/03/20 09:39	156-60-5	
Methylene Chloride	ND	mg/kg	0.020	0.0024	1		06/03/20 09:39	75-09-2	
Tetrachloroethene	ND	mg/kg	0.0049	0.00030	1		06/03/20 09:39	127-18-4	
1,1,1-Trichloroethane	**0.041**	mg/kg	0.0049	0.00022	1		06/03/20 09:39	71-55-6	
Trichloroethene	**0.014**	mg/kg	0.0049	0.00020	1		06/03/20 09:39	79-01-6	
Vinyl chloride	ND	mg/kg	0.0049	0.00018	1		06/03/20 09:39	75-01-4	
Surrogates									
Dibromofluoromethane (S)	110	%.	73-133		1		06/03/20 09:39	1868-53-7	
Toluene-d8 (S)	113	%.	73-130		1		06/03/20 09:39	2037-26-5	
4-Bromofluorobenzene (S)	88	%.	55-129		1		06/03/20 09:39	460-00-4	
Percent Moisture	Analytical Method: SM 2540G								
	Pace Analytical Services - Indianapolis								
Percent Moisture	**7.9**	%	0.10	0.10	1		06/01/20 16:29		

This report shall not be reproduced, except in full,
without the written consent of Pace Analytical Services, LLC.

Pace Analytical Services, LLC
7726 Moller Road
Indianapolis, IN 46268
(317)228-3100

ANALYTICAL RESULTS

Project: Amphenol
Pace Project No.: 50258245

Sample: GP-13 SL (14.00-14.50) **Lab ID: 50258245017** Collected: 05/27/20 13:20 Received: 05/28/20 08:26 Matrix: Solid

Results reported on a "dry weight" basis and are adjusted for percent moisture, sample size and any dilutions.

Parameters	Results	Units	Report Limit	MDL	DF	Prepared	Analyzed	CAS No.	Qual
8260 MSV 5035A VOA	Analytical Method: EPA 8260								
	Pace Analytical Services - Indianapolis								
1,1-Dichloroethane	ND	mg/kg	0.0051	0.00038	1		06/03/20 10:04	75-34-3	
1,2-Dichloroethane	ND	mg/kg	0.0051	0.00041	1		06/03/20 10:04	107-06-2	
cis-1,2-Dichloroethene	ND	mg/kg	0.0051	0.00032	1		06/03/20 10:04	156-59-2	
trans-1,2-Dichloroethene	ND	mg/kg	0.0051	0.00024	1		06/03/20 10:04	156-60-5	
Methylene Chloride	ND	mg/kg	0.021	0.0025	1		06/03/20 10:04	75-09-2	
Tetrachloroethene	**0.049**	mg/kg	0.0051	0.00031	1		06/03/20 10:04	127-18-4	R1
1,1,1-Trichloroethane	ND	mg/kg	0.0051	0.00023	1		06/03/20 10:04	71-55-6	
Trichloroethene	ND	mg/kg	0.0051	0.00021	1		06/03/20 10:04	79-01-6	
Vinyl chloride	ND	mg/kg	0.0051	0.00019	1		06/03/20 10:04	75-01-4	
Surrogates									
Dibromofluoromethane (S)	104	%.	73-133		1		06/03/20 10:04	1868-53-7	
Toluene-d8 (S)	100	%.	73-130		1		06/03/20 10:04	2037-26-5	
4-Bromofluorobenzene (S)	100	%.	55-129		1		06/03/20 10:04	460-00-4	
Percent Moisture	Analytical Method: SM 2540G								
	Pace Analytical Services - Indianapolis								
Percent Moisture	**3.5**	%	0.10	0.10	1		06/01/20 16:29		

This report shall not be reproduced, except in full,
without the written consent of Pace Analytical Services, LLC.

Pace Analytical Services, LLC
7726 Moller Road
Indianapolis, IN 46268
(317)228-3100

ANALYTICAL RESULTS

Project: Amphenol
Pace Project No.: 50258245

Sample: GP-13 SL (18.75-19.25) **Lab ID: 50258245018** Collected: 05/27/20 13:24 Received: 05/28/20 08:26 Matrix: Solid

Results reported on a "dry weight" basis and are adjusted for percent moisture, sample size and any dilutions.

Parameters	Results	Units	Report Limit	MDL	DF	Prepared	Analyzed	CAS No.	Qual
8260 MSV 5035A VOA	Analytical Method: EPA 8260								
	Pace Analytical Services - Indianapolis								
1,1-Dichloroethane	ND	mg/kg	0.0054	0.00040	1		06/03/20 11:18	75-34-3	
1,2-Dichloroethane	ND	mg/kg	0.0054	0.00043	1		06/03/20 11:18	107-06-2	
cis-1,2-Dichloroethene	ND	mg/kg	0.0054	0.00033	1		06/03/20 11:18	156-59-2	
trans-1,2-Dichloroethene	ND	mg/kg	0.0054	0.00025	1		06/03/20 11:18	156-60-5	
Methylene Chloride	ND	mg/kg	0.021	0.0026	1		06/03/20 11:18	75-09-2	
Tetrachloroethene	**7.7**	mg/kg	0.27	0.016	50		06/03/20 21:14	127-18-4	
1,1,1-Trichloroethane	**0.017**	mg/kg	0.0054	0.00024	1		06/03/20 11:18	71-55-6	
Trichloroethene	**0.0085**	mg/kg	0.0054	0.00021	1		06/03/20 11:18	79-01-6	
Vinyl chloride	ND	mg/kg	0.0054	0.00019	1		06/03/20 11:18	75-01-4	
Surrogates									
Dibromofluoromethane (S)	86	%.	73-133		1		06/03/20 11:18	1868-53-7	
Toluene-d8 (S)	110	%.	73-130		1		06/03/20 11:18	2037-26-5	
4-Bromofluorobenzene (S)	96	%.	55-129		1		06/03/20 11:18	460-00-4	
Percent Moisture	Analytical Method: SM 2540G								
	Pace Analytical Services - Indianapolis								
Percent Moisture	**15.0**	%	0.10	0.10	1		06/01/20 16:29		

This report shall not be reproduced, except in full,
without the written consent of Pace Analytical Services, LLC.

Pace Analytical Services, LLC
7726 Moller Road
Indianapolis, IN 46268
(317)228-3100

ANALYTICAL RESULTS

Project: Amphenol
Pace Project No.: 50258245

Sample: GP-13 SL (23.00-23.50) **Lab ID: 50258245019** Collected: 05/27/20 13:36 Received: 05/28/20 08:26 Matrix: Solid

Results reported on a "dry weight" basis and are adjusted for percent moisture, sample size and any dilutions.

Parameters	Results	Units	Report Limit	MDL	DF	Prepared	Analyzed	CAS No.	Qual
8260 MSV 5035A VOA	Analytical Method: EPA 8260								
	Pace Analytical Services - Indianapolis								
1,1-Dichloroethane	ND	mg/kg	0.0051	0.00038	1		06/03/20 11:43	75-34-3	
1,2-Dichloroethane	ND	mg/kg	0.0051	0.00041	1		06/03/20 11:43	107-06-2	
cis-1,2-Dichloroethene	ND	mg/kg	0.0051	0.00032	1		06/03/20 11:43	156-59-2	
trans-1,2-Dichloroethene	ND	mg/kg	0.0051	0.00023	1		06/03/20 11:43	156-60-5	
Methylene Chloride	ND	mg/kg	0.020	0.0025	1		06/03/20 11:43	75-09-2	
Tetrachloroethene	**0.13**	mg/kg	0.0051	0.00031	1		06/03/20 11:43	127-18-4	
1,1,1-Trichloroethane	**0.036**	mg/kg	0.0051	0.00022	1		06/03/20 11:43	71-55-6	
Trichloroethene	**0.24**	mg/kg	0.0051	0.00020	1		06/03/20 11:43	79-01-6	
Vinyl chloride	ND	mg/kg	0.0051	0.00018	1		06/03/20 11:43	75-01-4	
Surrogates									
Dibromofluoromethane (S)	101	%.	73-133		1		06/03/20 11:43	1868-53-7	
Toluene-d8 (S)	105	%.	73-130		1		06/03/20 11:43	2037-26-5	
4-Bromofluorobenzene (S)	90	%.	55-129		1		06/03/20 11:43	460-00-4	
Percent Moisture	Analytical Method: SM 2540G								
	Pace Analytical Services - Indianapolis								
Percent Moisture	**12.3**	%	0.10	0.10	1		06/01/20 16:30		

This report shall not be reproduced, except in full,
without the written consent of Pace Analytical Services, LLC.

Pace Analytical Services, LLC
7726 Moller Road
Indianapolis, IN 46268
(317)228-3100

ANALYTICAL RESULTS

Project: Amphenol
Pace Project No.: 50258245

Sample: GP-13 SL (23.50-24.00) **Lab ID: 50258245020** Collected: 05/27/20 13:40 Received: 05/28/20 08:26 Matrix: Solid

Results reported on a "dry weight" basis and are adjusted for percent moisture, sample size and any dilutions.

Parameters	Results	Units	Report Limit	MDL	DF	Prepared	Analyzed	CAS No.	Qual
8260 MSV 5035A VOA	Analytical Method: EPA 8260								
	Pace Analytical Services - Indianapolis								
1,1-Dichloroethane	**0.0084**	mg/kg	0.0040	0.00030	1		06/03/20 12:08	75-34-3	
1,2-Dichloroethane	ND	mg/kg	0.0040	0.00032	1		06/03/20 12:08	107-06-2	
cis-1,2-Dichloroethene	ND	mg/kg	0.0040	0.00025	1		06/03/20 12:08	156-59-2	
trans-1,2-Dichloroethene	ND	mg/kg	0.0040	0.00019	1		06/03/20 12:08	156-60-5	
Methylene Chloride	ND	mg/kg	0.016	0.0020	1		06/03/20 12:08	75-09-2	
Tetrachloroethene	**0.015**	mg/kg	0.0040	0.00024	1		06/03/20 12:08	127-18-4	
1,1,1-Trichloroethane	**0.049**	mg/kg	0.0040	0.00018	1		06/03/20 12:08	71-55-6	
Trichloroethene	**5.0**	mg/kg	0.24	0.0096	50		06/03/20 21:39	79-01-6	
Vinyl chloride	ND	mg/kg	0.0040	0.00015	1		06/03/20 12:08	75-01-4	
Surrogates									
Dibromofluoromethane (S)	90	%.	73-133		1		06/03/20 12:08	1868-53-7	
Toluene-d8 (S)	123	%.	73-130		1		06/03/20 12:08	2037-26-5	
4-Bromofluorobenzene (S)	78	%.	55-129		1		06/03/20 12:08	460-00-4	
Percent Moisture	Analytical Method: SM 2540G								
	Pace Analytical Services - Indianapolis								
Percent Moisture	**6.9**	%	0.10	0.10	1		06/02/20 10:43		

This report shall not be reproduced, except in full,
without the written consent of Pace Analytical Services, LLC.

Pace Analytical Services, LLC
7726 Moller Road
Indianapolis, IN 46268
(317)228-3100

ANALYTICAL RESULTS

Project: Amphenol
Pace Project No.: 50258245

Sample: GP-14 SL (18.75-19.25) **Lab ID: 50258245021** Collected: 05/27/20 14:20 Received: 05/28/20 08:26 Matrix: Solid

Results reported on a "dry weight" basis and are adjusted for percent moisture, sample size and any dilutions.

Parameters	Results	Units	Report Limit	MDL	DF	Prepared	Analyzed	CAS No.	Qual
8260 MSV 5035A VOA	Analytical Method: EPA 8260								
	Pace Analytical Services - Indianapolis								
1,1-Dichloroethane	ND	mg/kg	0.0047	0.00035	1		06/03/20 12:33	75-34-3	
1,2-Dichloroethane	ND	mg/kg	0.0047	0.00038	1		06/03/20 12:33	107-06-2	
cis-1,2-Dichloroethene	ND	mg/kg	0.0047	0.00029	1		06/03/20 12:33	156-59-2	
trans-1,2-Dichloroethene	ND	mg/kg	0.0047	0.00022	1		06/03/20 12:33	156-60-5	
Methylene Chloride	ND	mg/kg	0.019	0.0023	1		06/03/20 12:33	75-09-2	
Tetrachloroethene	**67.9**	mg/kg	2.5	1.6	500		06/04/20 09:55	127-18-4	
1,1,1-Trichloroethane	**0.015**	mg/kg	0.0047	0.00021	1		06/03/20 12:33	71-55-6	
Trichloroethene	**0.019**	mg/kg	0.0047	0.00019	1		06/03/20 12:33	79-01-6	
Vinyl chloride	ND	mg/kg	0.0047	0.00017	1		06/03/20 12:33	75-01-4	
Surrogates									
Dibromofluoromethane (S)	76	%.	73-133		1		06/03/20 12:33	1868-53-7	
Toluene-d8 (S)	123	%.	73-130		1		06/03/20 12:33	2037-26-5	
4-Bromofluorobenzene (S)	84	%.	55-129		1		06/03/20 12:33	460-00-4	
Percent Moisture	Analytical Method: SM 2540G								
	Pace Analytical Services - Indianapolis								
Percent Moisture	**12.0**	%	0.10	0.10	1		06/02/20 10:44		

This report shall not be reproduced, except in full,
without the written consent of Pace Analytical Services, LLC.

Pace Analytical Services, LLC
7726 Moller Road
Indianapolis, IN 46268
(317)228-3100

ANALYTICAL RESULTS

Project: Amphenol
Pace Project No.: 50258245

Sample: GP-14 SL (19.75-20.25) **Lab ID: 50258245022** Collected: 05/27/20 14:24 Received: 05/28/20 08:26 Matrix: Solid

Results reported on a "dry weight" basis and are adjusted for percent moisture, sample size and any dilutions.

Parameters	Results	Units	Report Limit	MDL	DF	Prepared	Analyzed	CAS No.	Qual
8260 MSV 5035A VOA	Analytical Method: EPA 8260								
	Pace Analytical Services - Indianapolis								
1,1-Dichloroethane	ND	mg/kg	0.50	0.081	100		06/03/20 07:50	75-34-3	
1,2-Dichloroethane	ND	mg/kg	0.50	0.054	100		06/03/20 07:50	107-06-2	
cis-1,2-Dichloroethene	ND	mg/kg	0.50	0.063	100		06/03/20 07:50	156-59-2	
trans-1,2-Dichloroethene	ND	mg/kg	0.50	0.091	100		06/03/20 07:50	156-60-5	
Methylene Chloride	ND	mg/kg	2.0	0.10	100		06/03/20 07:50	75-09-2	
Tetrachloroethene	**82.8**	mg/kg	5.0	0.59	1000		06/03/20 17:54	127-18-4	
1,1,1-Trichloroethane	ND	mg/kg	0.50	0.059	100		06/03/20 07:50	71-55-6	
Trichloroethene	ND	mg/kg	0.50	0.074	100		06/03/20 07:50	79-01-6	
Vinyl chloride	ND	mg/kg	0.50	0.044	100		06/03/20 07:50	75-01-4	
Surrogates									
Dibromofluoromethane (S)	96	%.	73-133		100		06/03/20 07:50	1868-53-7	D4
Toluene-d8 (S)	99	%.	73-130		100		06/03/20 07:50	2037-26-5	
4-Bromofluorobenzene (S)	99	%.	55-129		100		06/03/20 07:50	460-00-4	
Percent Moisture	Analytical Method: SM 2540G								
	Pace Analytical Services - Indianapolis								
Percent Moisture	**11.2**	%	0.10	0.10	1		06/02/20 10:44		

This report shall not be reproduced, except in full,
without the written consent of Pace Analytical Services, LLC.

Pace Analytical Services, LLC
7726 Moller Road
Indianapolis, IN 46268
(317)228-3100

ANALYTICAL RESULTS

Project: Amphenol
Pace Project No.: 50258245

Sample: GP-14 SL (22.00-23.00) **Lab ID: 50258245023** Collected: 05/27/20 14:28 Received: 05/28/20 08:26 Matrix: Solid

Results reported on a "dry weight" basis and are adjusted for percent moisture, sample size and any dilutions.

Parameters	Results	Units	Report Limit	MDL	DF	Prepared	Analyzed	CAS No.	Qual
8260 MSV 5035A VOA	Analytical Method: EPA 8260								
	Pace Analytical Services - Indianapolis								
1,1-Dichloroethane	ND	mg/kg	0.0050	0.00037	1		06/03/20 12:57	75-34-3	
1,2-Dichloroethane	ND	mg/kg	0.0050	0.00040	1		06/03/20 12:57	107-06-2	
cis-1,2-Dichloroethene	ND	mg/kg	0.0050	0.00031	1		06/03/20 12:57	156-59-2	
trans-1,2-Dichloroethene	ND	mg/kg	0.0050	0.00023	1		06/03/20 12:57	156-60-5	
Methylene Chloride	ND	mg/kg	0.020	0.0024	1		06/03/20 12:57	75-09-2	
Tetrachloroethene	**1.6**	mg/kg	0.26	0.015	50		06/03/20 22:28	127-18-4	
1,1,1-Trichloroethane	**0.053**	mg/kg	0.0050	0.00022	1		06/03/20 12:57	71-55-6	
Trichloroethene	**6.5**	mg/kg	0.26	0.010	50		06/03/20 22:28	79-01-6	
Vinyl chloride	ND	mg/kg	0.0050	0.00018	1		06/03/20 12:57	75-01-4	
Surrogates									
Dibromofluoromethane (S)	88	%.	73-133		1		06/03/20 12:57	1868-53-7	
Toluene-d8 (S)	111	%.	73-130		1		06/03/20 12:57	2037-26-5	
4-Bromofluorobenzene (S)	93	%.	55-129		1		06/03/20 12:57	460-00-4	
Percent Moisture	Analytical Method: SM 2540G								
	Pace Analytical Services - Indianapolis								
Percent Moisture	**15.5**	%	0.10	0.10	1		06/02/20 10:44		

This report shall not be reproduced, except in full,
without the written consent of Pace Analytical Services, LLC.

Pace Analytical Services, LLC
7726 Moller Road
Indianapolis, IN 46268
(317)228-3100

ANALYTICAL RESULTS

Project: Amphenol
Pace Project No.: 50258245

Sample: GP-14 SL (24.00-24.50) **Lab ID: 50258245024** Collected: 05/27/20 14:32 Received: 05/28/20 08:26 Matrix: Solid

Results reported on a "dry weight" basis and are adjusted for percent moisture, sample size and any dilutions.

Parameters	Results	Units	Report Limit	MDL	DF	Prepared	Analyzed	CAS No.	Qual
8260 MSV 5035A VOA	Analytical Method: EPA 8260								
	Pace Analytical Services - Indianapolis								
1,1-Dichloroethane	**0.0060**	mg/kg	0.0041	0.00030	1		06/03/20 13:22	75-34-3	
1,2-Dichloroethane	ND	mg/kg	0.0041	0.00033	1		06/03/20 13:22	107-06-2	
cis-1,2-Dichloroethene	ND	mg/kg	0.0041	0.00025	1		06/03/20 13:22	156-59-2	
trans-1,2-Dichloroethene	ND	mg/kg	0.0041	0.00019	1		06/03/20 13:22	156-60-5	
Methylene Chloride	ND	mg/kg	0.016	0.0020	1		06/03/20 13:22	75-09-2	
Tetrachloroethene	**0.0061**	mg/kg	0.0041	0.00024	1		06/03/20 13:22	127-18-4	
1,1,1-Trichloroethane	ND	mg/kg	0.0041	0.00018	1		06/03/20 13:22	71-55-6	
Trichloroethene	**0.91**	mg/kg	0.0041	0.00016	1		06/03/20 13:22	79-01-6	1d,E
Vinyl chloride	ND	mg/kg	0.0041	0.00015	1		06/03/20 13:22	75-01-4	
Surrogates									
Dibromofluoromethane (S)	86	%.	73-133		1		06/03/20 13:22	1868-53-7	
Toluene-d8 (S)	95	%.	73-130		1		06/03/20 13:22	2037-26-5	
4-Bromofluorobenzene (S)	104	%.	55-129		1		06/03/20 13:22	460-00-4	
Percent Moisture	Analytical Method: SM 2540G								
	Pace Analytical Services - Indianapolis								
Percent Moisture	**7.6**	%	0.10	0.10	1		06/02/20 10:44		

This report shall not be reproduced, except in full,
without the written consent of Pace Analytical Services, LLC.

Pace Analytical Services, LLC
7726 Moller Road
Indianapolis, IN 46268
(317)228-3100

ANALYTICAL RESULTS

Project: Amphenol
Pace Project No.: 50258245

Sample: GP-15 SL (13.00-13.50) **Lab ID: 50258245025** Collected: 05/27/20 14:58 Received: 05/28/20 08:26 Matrix: Solid

Results reported on a "dry weight" basis and are adjusted for percent moisture, sample size and any dilutions.

Parameters	Results	Units	Report Limit	MDL	DF	Prepared	Analyzed	CAS No.	Qual
8260 MSV 5035A VOA	Analytical Method: EPA 8260								
	Pace Analytical Services - Indianapolis								
1,1-Dichloroethane	ND	mg/kg	0.0046	0.00034	1		06/03/20 13:47	75-34-3	
1,2-Dichloroethane	ND	mg/kg	0.0046	0.00037	1		06/03/20 13:47	107-06-2	
cis-1,2-Dichloroethene	ND	mg/kg	0.0046	0.00029	1		06/03/20 13:47	156-59-2	
trans-1,2-Dichloroethene	ND	mg/kg	0.0046	0.00021	1		06/03/20 13:47	156-60-5	
Methylene Chloride	ND	mg/kg	0.019	0.0023	1		06/03/20 13:47	75-09-2	
Tetrachloroethene	**0.27**	mg/kg	0.0046	0.00028	1		06/03/20 13:47	127-18-4	
1,1,1-Trichloroethane	ND	mg/kg	0.0046	0.00020	1		06/03/20 13:47	71-55-6	
Trichloroethene	**0.0090**	mg/kg	0.0046	0.00019	1		06/03/20 13:47	79-01-6	
Vinyl chloride	ND	mg/kg	0.0046	0.00017	1		06/03/20 13:47	75-01-4	
Surrogates									
Dibromofluoromethane (S)	91	%.	73-133		1		06/03/20 13:47	1868-53-7	
Toluene-d8 (S)	105	%.	73-130		1		06/03/20 13:47	2037-26-5	
4-Bromofluorobenzene (S)	94	%.	55-129		1		06/03/20 13:47	460-00-4	
Percent Moisture	Analytical Method: SM 2540G								
	Pace Analytical Services - Indianapolis								
Percent Moisture	**7.5**	%	0.10	0.10	1		06/02/20 10:44		

This report shall not be reproduced, except in full,
without the written consent of Pace Analytical Services, LLC.

Pace Analytical Services, LLC
7726 Moller Road
Indianapolis, IN 46268
(317)228-3100

ANALYTICAL RESULTS

Project: Amphenol
Pace Project No.: 50258245

Sample: GP-15 SL (19.75-20.25) **Lab ID: 50258245026** Collected: 05/27/20 15:08 Received: 05/28/20 08:26 Matrix: Solid

Results reported on a "dry weight" basis and are adjusted for percent moisture, sample size and any dilutions.

Parameters	Results	Units	Report Limit	MDL	DF	Prepared	Analyzed	CAS No.	Qual
8260 MSV 5035A VOA	Analytical Method: EPA 8260								
	Pace Analytical Services - Indianapolis								
1,1-Dichloroethane	ND	mg/kg	0.0050	0.00037	1		06/03/20 14:12	75-34-3	
1,2-Dichloroethane	ND	mg/kg	0.0050	0.00040	1		06/03/20 14:12	107-06-2	
cis-1,2-Dichloroethene	ND	mg/kg	0.0050	0.00031	1		06/03/20 14:12	156-59-2	
trans-1,2-Dichloroethene	ND	mg/kg	0.0050	0.00023	1		06/03/20 14:12	156-60-5	
Methylene Chloride	ND	mg/kg	0.020	0.0024	1		06/03/20 14:12	75-09-2	
Tetrachloroethene	**28.8**	mg/kg	1.1	0.69	200		06/04/20 10:28	127-18-4	
1,1,1-Trichloroethane	**0.0074**	mg/kg	0.0050	0.00022	1		06/03/20 14:12	71-55-6	
Trichloroethene	ND	mg/kg	0.0050	0.00020	1		06/03/20 14:12	79-01-6	
Vinyl chloride	ND	mg/kg	0.0050	0.00018	1		06/03/20 14:12	75-01-4	
Surrogates									
Dibromofluoromethane (S)	74	%.	73-133		1		06/03/20 14:12	1868-53-7	
Toluene-d8 (S)	112	%.	73-130		1		06/03/20 14:12	2037-26-5	
4-Bromofluorobenzene (S)	95	%.	55-129		1		06/03/20 14:12	460-00-4	
Percent Moisture	Analytical Method: SM 2540G								
	Pace Analytical Services - Indianapolis								
Percent Moisture	**15.2**	%	0.10	0.10	1		06/02/20 10:45		

This report shall not be reproduced, except in full,
without the written consent of Pace Analytical Services, LLC.

Pace Analytical Services, LLC
7726 Moller Road
Indianapolis, IN 46268
(317)228-3100

ANALYTICAL RESULTS

Project: Amphenol
Pace Project No.: 50258245

Sample: GP-15 SL (22.00-22.50) **Lab ID: 50258245027** Collected: 05/27/20 15:12 Received: 05/28/20 08:26 Matrix: Solid

Results reported on a "dry weight" basis and are adjusted for percent moisture, sample size and any dilutions.

Parameters	Results	Units	Report Limit	MDL	DF	Prepared	Analyzed	CAS No.	Qual
8260 MSV 5035A VOA	Analytical Method: EPA 8260								
	Pace Analytical Services - Indianapolis								
1,1-Dichloroethane	ND	mg/kg	0.0051	0.00037	1		06/03/20 14:36	75-34-3	
1,2-Dichloroethane	ND	mg/kg	0.0051	0.00041	1		06/03/20 14:36	107-06-2	
cis-1,2-Dichloroethene	ND	mg/kg	0.0051	0.00031	1		06/03/20 14:36	156-59-2	
trans-1,2-Dichloroethene	ND	mg/kg	0.0051	0.00023	1		06/03/20 14:36	156-60-5	
Methylene Chloride	ND	mg/kg	0.020	0.0025	1		06/03/20 14:36	75-09-2	
Tetrachloroethene	**7.3**	mg/kg	0.24	0.014	50		06/03/20 23:43	127-18-4	
1,1,1-Trichloroethane	**0.0096**	mg/kg	0.0051	0.00022	1		06/03/20 14:36	71-55-6	
Trichloroethene	ND	mg/kg	0.0051	0.00020	1		06/03/20 14:36	79-01-6	
Vinyl chloride	ND	mg/kg	0.0051	0.00018	1		06/03/20 14:36	75-01-4	
Surrogates									
Dibromofluoromethane (S)	79	%.	73-133		1		06/03/20 14:36	1868-53-7	
Toluene-d8 (S)	104	%.	73-130		1		06/03/20 14:36	2037-26-5	
4-Bromofluorobenzene (S)	91	%.	55-129		1		06/03/20 14:36	460-00-4	
Percent Moisture	Analytical Method: SM 2540G								
	Pace Analytical Services - Indianapolis								
Percent Moisture	**12.5**	%	0.10	0.10	1		06/02/20 10:46		

This report shall not be reproduced, except in full,
without the written consent of Pace Analytical Services, LLC.

Pace Analytical Services, LLC
7726 Moller Road
Indianapolis, IN 46268
(317)228-3100

ANALYTICAL RESULTS

Project: Amphenol
Pace Project No.: 50258245

Sample: GP-15 SL (23.00-23.50) **Lab ID: 50258245028** Collected: 05/27/20 15:20 Received: 05/28/20 08:26 Matrix: Solid

Results reported on a "dry weight" basis and are adjusted for percent moisture, sample size and any dilutions.

Parameters	Results	Units	Report Limit	MDL	DF	Prepared	Analyzed	CAS No.	Qual
8260 MSV 5035A VOA	Analytical Method: EPA 8260								
	Pace Analytical Services - Indianapolis								
1,1-Dichloroethane	ND	mg/kg	2.1	0.26	500		06/03/20 18:28	75-34-3	
1,2-Dichloroethane	ND	mg/kg	2.1	0.31	500		06/03/20 18:28	107-06-2	
cis-1,2-Dichloroethene	ND	mg/kg	2.1	0.42	500		06/03/20 18:28	156-59-2	
trans-1,2-Dichloroethene	ND	mg/kg	2.1	0.34	500		06/03/20 18:28	156-60-5	
Methylene Chloride	ND	mg/kg	8.2	0.97	500		06/03/20 18:28	75-09-2	
Tetrachloroethene	**16.1**	mg/kg	2.1	0.24	500		06/03/20 18:28	127-18-4	
1,1,1-Trichloroethane	ND	mg/kg	2.1	0.24	500		06/03/20 18:28	71-55-6	
Trichloroethene	**11.1**	mg/kg	2.1	0.39	500		06/03/20 18:28	79-01-6	
Vinyl chloride	ND	mg/kg	2.1	0.12	500		06/03/20 18:28	75-01-4	
Surrogates									
Dibromofluoromethane (S)	104	%.	73-133		500		06/03/20 18:28	1868-53-7	D4
Toluene-d8 (S)	98	%.	73-130		500		06/03/20 18:28	2037-26-5	
4-Bromofluorobenzene (S)	99	%.	55-129		500		06/03/20 18:28	460-00-4	
Percent Moisture	Analytical Method: SM 2540G								
	Pace Analytical Services - Indianapolis								
Percent Moisture	**7.8**	%	0.10	0.10	1		06/02/20 10:46		

This report shall not be reproduced, except in full,
without the written consent of Pace Analytical Services, LLC.

Pace Analytical Services, LLC
7726 Moller Road
Indianapolis, IN 46268
(317)228-3100

ANALYTICAL RESULTS

Project: Amphenol
Pace Project No.: 50258245

Sample: GP-16 SL (18.75-19.25) **Lab ID: 50258245029** Collected: 05/27/20 15:37 Received: 05/28/20 08:26 Matrix: Solid

Results reported on a "dry weight" basis and are adjusted for percent moisture, sample size and any dilutions.

Parameters	Results	Units	Report Limit	MDL	DF	Prepared	Analyzed	CAS No.	Qual
8260 MSV 5035A VOA	Analytical Method: EPA 8260								
	Pace Analytical Services - Indianapolis								
1,1-Dichloroethane	ND	mg/kg	0.0050	0.00037	1		06/03/20 15:01	75-34-3	
1,2-Dichloroethane	ND	mg/kg	0.0050	0.00040	1		06/03/20 15:01	107-06-2	
cis-1,2-Dichloroethene	ND	mg/kg	0.0050	0.00031	1		06/03/20 15:01	156-59-2	
trans-1,2-Dichloroethene	ND	mg/kg	0.0050	0.00023	1		06/03/20 15:01	156-60-5	
Methylene Chloride	ND	mg/kg	0.020	0.0024	1		06/03/20 15:01	75-09-2	
Tetrachloroethene	**0.20**	mg/kg	0.0050	0.00030	1		06/03/20 15:01	127-18-4	
1,1,1-Trichloroethane	ND	mg/kg	0.0050	0.00022	1		06/03/20 15:01	71-55-6	
Trichloroethene	ND	mg/kg	0.0050	0.00020	1		06/03/20 15:01	79-01-6	
Vinyl chloride	ND	mg/kg	0.0050	0.00018	1		06/03/20 15:01	75-01-4	
Surrogates									
Dibromofluoromethane (S)	98	%.	73-133		1		06/03/20 15:01	1868-53-7	
Toluene-d8 (S)	103	%.	73-130		1		06/03/20 15:01	2037-26-5	
4-Bromofluorobenzene (S)	97	%.	55-129		1		06/03/20 15:01	460-00-4	
Percent Moisture	Analytical Method: SM 2540G								
	Pace Analytical Services - Indianapolis								
Percent Moisture	**14.3**	%	0.10	0.10	1		06/02/20 10:46		

This report shall not be reproduced, except in full,
without the written consent of Pace Analytical Services, LLC.

Pace Analytical Services, LLC
7726 Moller Road
Indianapolis, IN 46268
(317)228-3100

ANALYTICAL RESULTS

Project: Amphenol
Pace Project No.: 50258245

Sample: GP-16 SL (22.50-23.00) **Lab ID: 50258245030** Collected: 05/27/20 15:45 Received: 05/28/20 08:26 Matrix: Solid

Results reported on a "dry weight" basis and are adjusted for percent moisture, sample size and any dilutions.

Parameters	Results	Units	Report Limit	MDL	DF	Prepared	Analyzed	CAS No.	Qual
8260 MSV 5035A VOA	Analytical Method: EPA 8260								
	Pace Analytical Services - Indianapolis								
1,1-Dichloroethane	ND	mg/kg	5.1	0.83	1000		06/03/20 08:59	75-34-3	
1,2-Dichloroethane	ND	mg/kg	5.1	0.56	1000		06/03/20 08:59	107-06-2	
cis-1,2-Dichloroethene	ND	mg/kg	5.1	0.64	1000		06/03/20 08:59	156-59-2	
trans-1,2-Dichloroethene	ND	mg/kg	5.1	0.93	1000		06/03/20 08:59	156-60-5	
Methylene Chloride	ND	mg/kg	20.6	1.0	1000		06/03/20 08:59	75-09-2	
Tetrachloroethene	**48.4**	mg/kg	5.1	0.89	1000		06/03/20 08:59	127-18-4	
1,1,1-Trichloroethane	ND	mg/kg	5.1	0.61	1000		06/03/20 08:59	71-55-6	
Trichloroethene	ND	mg/kg	5.1	0.76	1000		06/03/20 08:59	79-01-6	
Vinyl chloride	ND	mg/kg	5.1	0.45	1000		06/03/20 08:59	75-01-4	
Surrogates									
Dibromofluoromethane (S)	102	%.	73-133		1000		06/03/20 08:59	1868-53-7	D4
Toluene-d8 (S)	99	%.	73-130		1000		06/03/20 08:59	2037-26-5	
4-Bromofluorobenzene (S)	99	%.	55-129		1000		06/03/20 08:59	460-00-4	
Percent Moisture	Analytical Method: SM 2540G								
	Pace Analytical Services - Indianapolis								
Percent Moisture	**12.4**	%	0.10	0.10	1		06/02/20 10:46		

This report shall not be reproduced, except in full,
without the written consent of Pace Analytical Services, LLC.

Pace Analytical Services, LLC
7726 Moller Road
Indianapolis, IN 46268
(317)228-3100

ANALYTICAL RESULTS

Project: Amphenol
Pace Project No.: 50258245

Sample: GP-16 SL (23.25-23.75) **Lab ID: 50258245031** Collected: 05/27/20 15:55 Received: 05/28/20 08:26 Matrix: Solid

Results reported on a "dry weight" basis and are adjusted for percent moisture, sample size and any dilutions.

Parameters	Results	Units	Report Limit	MDL	DF	Prepared	Analyzed	CAS No.	Qual
8260 MSV 5035A VOA	Analytical Method: EPA 8260								
	Pace Analytical Services - Indianapolis								
1,1-Dichloroethane	ND	mg/kg	26.9	4.3	5000		06/03/20 10:09	75-34-3	
1,2-Dichloroethane	ND	mg/kg	26.9	2.9	5000		06/03/20 10:09	107-06-2	
cis-1,2-Dichloroethene	ND	mg/kg	26.9	3.3	5000		06/03/20 10:09	156-59-2	
trans-1,2-Dichloroethene	ND	mg/kg	26.9	4.8	5000		06/03/20 10:09	156-60-5	
Methylene Chloride	ND	mg/kg	108	5.4	5000		06/03/20 10:09	75-09-2	
Tetrachloroethene	**370**	mg/kg	26.9	4.6	5000		06/03/20 10:09	127-18-4	
1,1,1-Trichloroethane	ND	mg/kg	26.9	3.2	5000		06/03/20 10:09	71-55-6	
Trichloroethene	ND	mg/kg	26.9	4.0	5000		06/03/20 10:09	79-01-6	
Vinyl chloride	ND	mg/kg	26.9	2.4	5000		06/03/20 10:09	75-01-4	
Surrogates									
Dibromofluoromethane (S)	101	%.	73-133		5000		06/03/20 10:09	1868-53-7	D4
Toluene-d8 (S)	98	%.	73-130		5000		06/03/20 10:09	2037-26-5	
4-Bromofluorobenzene (S)	97	%.	55-129		5000		06/03/20 10:09	460-00-4	
Percent Moisture	Analytical Method: SM 2540G								
	Pace Analytical Services - Indianapolis								
Percent Moisture	**12.3**	%	0.10	0.10	1		06/02/20 10:46		

This report shall not be reproduced, except in full,
without the written consent of Pace Analytical Services, LLC.

Pace Analytical Services, LLC
7726 Moller Road
Indianapolis, IN 46268
(317)228-3100

ANALYTICAL RESULTS

Project: Amphenol
Pace Project No.: 50258245

Sample: GP-16 SL (23.85-24.35) **Lab ID: 50258245032** Collected: 05/27/20 16:01 Received: 05/28/20 08:26 Matrix: Solid

Results reported on a "dry weight" basis and are adjusted for percent moisture, sample size and any dilutions.

Parameters	Results	Units	Report Limit	MDL	DF	Prepared	Analyzed	CAS No.	Qual
8260 MSV 5035A VOA	Analytical Method: EPA 8260								
	Pace Analytical Services - Indianapolis								
1,1-Dichloroethane	ND	mg/kg	4.3	0.55	1000		06/03/20 19:03	75-34-3	
1,2-Dichloroethane	ND	mg/kg	4.3	0.65	1000		06/03/20 19:03	107-06-2	
cis-1,2-Dichloroethene	ND	mg/kg	4.3	0.87	1000		06/03/20 19:03	156-59-2	
trans-1,2-Dichloroethene	ND	mg/kg	4.3	0.71	1000		06/03/20 19:03	156-60-5	
Methylene Chloride	ND	mg/kg	17.3	2.0	1000		06/03/20 19:03	75-09-2	
Tetrachloroethene	**110**	mg/kg	4.3	0.51	1000		06/03/20 19:03	127-18-4	
1,1,1-Trichloroethane	ND	mg/kg	4.3	0.51	1000		06/03/20 19:03	71-55-6	
Trichloroethene	**6.8**	mg/kg	4.3	0.83	1000		06/03/20 19:03	79-01-6	
Vinyl chloride	ND	mg/kg	4.3	0.25	1000		06/03/20 19:03	75-01-4	
Surrogates									
Dibromofluoromethane (S)	100	%.	73-133		1000		06/03/20 19:03	1868-53-7	D4
Toluene-d8 (S)	98	%.	73-130		1000		06/03/20 19:03	2037-26-5	
4-Bromofluorobenzene (S)	99	%.	55-129		1000		06/03/20 19:03	460-00-4	
Percent Moisture	Analytical Method: SM 2540G								
	Pace Analytical Services - Indianapolis								
Percent Moisture	**6.8**	%	0.10	0.10	1		06/02/20 10:46		

This report shall not be reproduced, except in full,
without the written consent of Pace Analytical Services, LLC.

Pace Analytical Services, LLC
7726 Moller Road
Indianapolis, IN 46268
(317)228-3100

ANALYTICAL RESULTS

Project: Amphenol
Pace Project No.: 50258245

Sample: GP-17 SL (13.50-14.00) **Lab ID: 50258245033** Collected: 05/27/20 16:10 Received: 05/28/20 08:26 Matrix: Solid

Results reported on a "dry weight" basis and are adjusted for percent moisture, sample size and any dilutions.

Parameters	Results	Units	Report Limit	MDL	DF	Prepared	Analyzed	CAS No.	Qual
8260 MSV 5035A VOA	Analytical Method: EPA 8260								
	Pace Analytical Services - Indianapolis								
1,1-Dichloroethane	ND	mg/kg	0.0045	0.00033	1		06/03/20 15:26	75-34-3	
1,2-Dichloroethane	ND	mg/kg	0.0045	0.00036	1		06/03/20 15:26	107-06-2	
cis-1,2-Dichloroethene	ND	mg/kg	0.0045	0.00028	1		06/03/20 15:26	156-59-2	
trans-1,2-Dichloroethene	ND	mg/kg	0.0045	0.00021	1		06/03/20 15:26	156-60-5	
Methylene Chloride	ND	mg/kg	0.018	0.0022	1		06/03/20 15:26	75-09-2	
Tetrachloroethene	**0.047**	mg/kg	0.0045	0.00027	1		06/03/20 15:26	127-18-4	
1,1,1-Trichloroethane	ND	mg/kg	0.0045	0.00020	1		06/03/20 15:26	71-55-6	
Trichloroethene	**0.0054**	mg/kg	0.0045	0.00018	1		06/03/20 15:26	79-01-6	
Vinyl chloride	ND	mg/kg	0.0045	0.00016	1		06/03/20 15:26	75-01-4	
Surrogates									
Dibromofluoromethane (S)	107	%.	73-133		1		06/03/20 15:26	1868-53-7	
Toluene-d8 (S)	100	%.	73-130		1		06/03/20 15:26	2037-26-5	
4-Bromofluorobenzene (S)	98	%.	55-129		1		06/03/20 15:26	460-00-4	
Percent Moisture	Analytical Method: SM 2540G								
	Pace Analytical Services - Indianapolis								
Percent Moisture	**8.6**	%	0.10	0.10	1		06/02/20 10:47		

This report shall not be reproduced, except in full,
without the written consent of Pace Analytical Services, LLC.

Pace Analytical Services, LLC
7726 Moller Road
Indianapolis, IN 46268
(317)228-3100

ANALYTICAL RESULTS

Project: Amphenol
Pace Project No.: 50258245

Sample: GP-17 SL (16.75-17.25) **Lab ID: 50258245034** Collected: 05/27/20 16:13 Received: 05/28/20 08:26 Matrix: Solid

Results reported on a "dry weight" basis and are adjusted for percent moisture, sample size and any dilutions.

Parameters	Results	Units	Report Limit	MDL	DF	Prepared	Analyzed	CAS No.	Qual
8260 MSV 5035A VOA	Analytical Method: EPA 8260								
	Pace Analytical Services - Indianapolis								
1,1-Dichloroethane	ND	mg/kg	0.0046	0.00034	1		06/03/20 15:50	75-34-3	
1,2-Dichloroethane	ND	mg/kg	0.0046	0.00037	1		06/03/20 15:50	107-06-2	
cis-1,2-Dichloroethene	ND	mg/kg	0.0046	0.00029	1		06/03/20 15:50	156-59-2	
trans-1,2-Dichloroethene	ND	mg/kg	0.0046	0.00021	1		06/03/20 15:50	156-60-5	
Methylene Chloride	ND	mg/kg	0.019	0.0023	1		06/03/20 15:50	75-09-2	
Tetrachloroethene	**0.039**	mg/kg	0.0046	0.00028	1		06/03/20 15:50	127-18-4	
1,1,1-Trichloroethane	ND	mg/kg	0.0046	0.00020	1		06/03/20 15:50	71-55-6	
Trichloroethene	ND	mg/kg	0.0046	0.00019	1		06/03/20 15:50	79-01-6	
Vinyl chloride	ND	mg/kg	0.0046	0.00017	1		06/03/20 15:50	75-01-4	
Surrogates									
Dibromofluoromethane (S)	103	%.	73-133		1		06/03/20 15:50	1868-53-7	
Toluene-d8 (S)	94	%.	73-130		1		06/03/20 15:50	2037-26-5	
4-Bromofluorobenzene (S)	97	%.	55-129		1		06/03/20 15:50	460-00-4	
Percent Moisture	Analytical Method: SM 2540G								
	Pace Analytical Services - Indianapolis								
Percent Moisture	**10.9**	%	0.10	0.10	1		06/02/20 10:47		

This report shall not be reproduced, except in full,
without the written consent of Pace Analytical Services, LLC.

Pace Analytical Services, LLC
7726 Moller Road
Indianapolis, IN 46268
(317)228-3100

ANALYTICAL RESULTS

Project: Amphenol
Pace Project No.: 50258245

Sample: GP-17 SL (22.35-22.85) **Lab ID: 50258245035** Collected: 05/27/20 16:20 Received: 05/28/20 08:26 Matrix: Solid

Results reported on a "dry weight" basis and are adjusted for percent moisture, sample size and any dilutions.

Parameters	Results	Units	Report Limit	MDL	DF	Prepared	Analyzed	CAS No.	Qual
8260 MSV 5035A VOA	Analytical Method: EPA 8260								
	Pace Analytical Services - Indianapolis								
1,1-Dichloroethane	ND	mg/kg	0.0046	0.00034	1		06/03/20 16:15	75-34-3	
1,2-Dichloroethane	ND	mg/kg	0.0046	0.00037	1		06/03/20 16:15	107-06-2	
cis-1,2-Dichloroethene	ND	mg/kg	0.0046	0.00029	1		06/03/20 16:15	156-59-2	
trans-1,2-Dichloroethene	ND	mg/kg	0.0046	0.00021	1		06/03/20 16:15	156-60-5	
Methylene Chloride	ND	mg/kg	0.018	0.0022	1		06/03/20 16:15	75-09-2	
Tetrachloroethene	ND	mg/kg	0.0046	0.00028	1		06/03/20 16:15	127-18-4	
1,1,1-Trichloroethane	**0.044**	mg/kg	0.0046	0.00020	1		06/03/20 16:15	71-55-6	
Trichloroethene	ND	mg/kg	0.0046	0.00018	1		06/03/20 16:15	79-01-6	
Vinyl chloride	ND	mg/kg	0.0046	0.00017	1		06/03/20 16:15	75-01-4	
Surrogates									
Dibromofluoromethane (S)	110	%.	73-133		1		06/03/20 16:15	1868-53-7	
Toluene-d8 (S)	94	%.	73-130		1		06/03/20 16:15	2037-26-5	
4-Bromofluorobenzene (S)	106	%.	55-129		1		06/03/20 16:15	460-00-4	
Percent Moisture	Analytical Method: SM 2540G								
	Pace Analytical Services - Indianapolis								
Percent Moisture	**12.0**	%	0.10	0.10	1		06/02/20 10:47		

This report shall not be reproduced, except in full,
without the written consent of Pace Analytical Services, LLC.

Pace Analytical Services, LLC
7726 Moller Road
Indianapolis, IN 46268
(317)228-3100

ANALYTICAL RESULTS

Project: Amphenol
Pace Project No.: 50258245

Sample: GP-17 SL (22.85-23.35) **Lab ID: 50258245036** Collected: 05/27/20 16:37 Received: 05/28/20 08:26 Matrix: Solid

Results reported on a "dry weight" basis and are adjusted for percent moisture, sample size and any dilutions.

Parameters	Results	Units	Report Limit	MDL	DF	Prepared	Analyzed	CAS No.	Qual
8260 MSV 5035A VOA	Analytical Method: EPA 8260								
	Pace Analytical Services - Indianapolis								
1,1-Dichloroethane	ND	mg/kg	0.0041	0.00031	1		06/03/20 16:40	75-34-3	
1,2-Dichloroethane	ND	mg/kg	0.0041	0.00033	1		06/03/20 16:40	107-06-2	
cis-1,2-Dichloroethene	ND	mg/kg	0.0041	0.00026	1		06/03/20 16:40	156-59-2	
trans-1,2-Dichloroethene	ND	mg/kg	0.0041	0.00019	1		06/03/20 16:40	156-60-5	
Methylene Chloride	ND	mg/kg	0.017	0.0020	1		06/03/20 16:40	75-09-2	
Tetrachloroethene	ND	mg/kg	0.0041	0.00025	1		06/03/20 16:40	127-18-4	
1,1,1-Trichloroethane	**0.0046**	mg/kg	0.0041	0.00018	1		06/03/20 16:40	71-55-6	
Trichloroethene	ND	mg/kg	0.0041	0.00017	1		06/03/20 16:40	79-01-6	
Vinyl chloride	ND	mg/kg	0.0041	0.00015	1		06/03/20 16:40	75-01-4	
Surrogates									
Dibromofluoromethane (S)	113	%.	73-133		1		06/03/20 16:40	1868-53-7	
Toluene-d8 (S)	111	%.	73-130		1		06/03/20 16:40	2037-26-5	
4-Bromofluorobenzene (S)	86	%.	55-129		1		06/03/20 16:40	460-00-4	
Percent Moisture	Analytical Method: SM 2540G								
	Pace Analytical Services - Indianapolis								
Percent Moisture	**8.3**	%	0.10	0.10	1		06/02/20 10:47		

This report shall not be reproduced, except in full,
without the written consent of Pace Analytical Services, LLC.

Pace Analytical Services, LLC
7726 Moller Road
Indianapolis, IN 46268
(317)228-3100

ANALYTICAL RESULTS

Project: Amphenol
Pace Project No.: 50258245

Sample: FD-4 SL **Lab ID: 50258245037** Collected: 05/27/20 08:00 Received: 05/28/20 08:26 Matrix: Solid

Results reported on a "dry weight" basis and are adjusted for percent moisture, sample size and any dilutions.

Parameters	Results	Units	Report Limit	MDL	DF	Prepared	Analyzed	CAS No.	Qual
8260 MSV 5035A VOA	Analytical Method: EPA 8260								
	Pace Analytical Services - Indianapolis								
1,1-Dichloroethane	ND	mg/kg	26.8	4.3	5000		06/03/20 09:34	75-34-3	
1,2-Dichloroethane	ND	mg/kg	26.8	2.9	5000		06/03/20 09:34	107-06-2	
cis-1,2-Dichloroethene	ND	mg/kg	26.8	3.3	5000		06/03/20 09:34	156-59-2	
trans-1,2-Dichloroethene	ND	mg/kg	26.8	4.8	5000		06/03/20 09:34	156-60-5	
Methylene Chloride	ND	mg/kg	107	5.3	5000		06/03/20 09:34	75-09-2	
Tetrachloroethene	**404**	mg/kg	26.8	4.6	5000		06/03/20 09:34	127-18-4	
1,1,1-Trichloroethane	ND	mg/kg	26.8	3.2	5000		06/03/20 09:34	71-55-6	
Trichloroethene	ND	mg/kg	26.8	4.0	5000		06/03/20 09:34	79-01-6	
Vinyl chloride	ND	mg/kg	26.8	2.3	5000		06/03/20 09:34	75-01-4	
Surrogates									
Dibromofluoromethane (S)	101	%.	73-133		5000		06/03/20 09:34	1868-53-7	D4
Toluene-d8 (S)	98	%.	73-130		5000		06/03/20 09:34	2037-26-5	
4-Bromofluorobenzene (S)	98	%.	55-129		5000		06/03/20 09:34	460-00-4	
Percent Moisture	Analytical Method: SM 2540G								
	Pace Analytical Services - Indianapolis								
Percent Moisture	**15.4**	%	0.10	0.10	1		06/02/20 10:47		

This report shall not be reproduced, except in full,
without the written consent of Pace Analytical Services, LLC.

Pace Analytical Services, LLC
7726 Moller Road
Indianapolis, IN 46268
(317)228-3100

ANALYTICAL RESULTS

Project: Amphenol
Pace Project No.: 50258245

Sample: FD-5 SL **Lab ID: 50258245038** Collected: 05/27/20 08:00 Received: 05/28/20 08:26 Matrix: Solid

Results reported on a "dry weight" basis and are adjusted for percent moisture, sample size and any dilutions.

Parameters	Results	Units	Report Limit	MDL	DF	Prepared	Analyzed	CAS No.	Qual
8260 MSV 5035A VOA	Analytical Method: EPA 8260								
	Pace Analytical Services - Indianapolis								
1,1-Dichloroethane	ND	mg/kg	0.0054	0.00040	1		06/03/20 17:05	75-34-3	
1,2-Dichloroethane	ND	mg/kg	0.0054	0.00043	1		06/03/20 17:05	107-06-2	
cis-1,2-Dichloroethene	ND	mg/kg	0.0054	0.00034	1		06/03/20 17:05	156-59-2	
trans-1,2-Dichloroethene	ND	mg/kg	0.0054	0.00025	1		06/03/20 17:05	156-60-5	
Methylene Chloride	ND	mg/kg	0.022	0.0026	1		06/03/20 17:05	75-09-2	
Tetrachloroethene	**19.8**	mg/kg	1.2	0.80	200		06/04/20 11:36	127-18-4	
1,1,1-Trichloroethane	**0.018**	mg/kg	0.0054	0.00024	1		06/03/20 17:05	71-55-6	
Trichloroethene	**0.0093**	mg/kg	0.0054	0.00022	1		06/03/20 17:05	79-01-6	
Vinyl chloride	ND	mg/kg	0.0054	0.00020	1		06/03/20 17:05	75-01-4	
Surrogates									
Dibromofluoromethane (S)	85	%.	73-133		1		06/03/20 17:05	1868-53-7	
Toluene-d8 (S)	106	%.	73-130		1		06/03/20 17:05	2037-26-5	
4-Bromofluorobenzene (S)	96	%.	55-129		1		06/03/20 17:05	460-00-4	
Percent Moisture	Analytical Method: SM 2540G								
	Pace Analytical Services - Indianapolis								
Percent Moisture	**14.9**	%	0.10	0.10	1		06/02/20 10:47		

This report shall not be reproduced, except in full,
without the written consent of Pace Analytical Services, LLC.

Pace Analytical Services, LLC
7726 Moller Road
Indianapolis, IN 46268
(317)228-3100

ANALYTICAL RESULTS

Project: Amphenol
Pace Project No.: 50258245

Sample: FD-6 SL **Lab ID: 50258245039** Collected: 05/27/20 08:00 Received: 05/28/20 08:26 Matrix: Solid

Results reported on a "dry weight" basis and are adjusted for percent moisture, sample size and any dilutions.

Parameters	Results	Units	Report Limit	MDL	DF	Prepared	Analyzed	CAS No.	Qual
8260 MSV 5035A VOA	Analytical Method: EPA 8260								
	Pace Analytical Services - Indianapolis								
1,1-Dichloroethane	ND	mg/kg	0.0052	0.00038	1		06/04/20 00:57	75-34-3	
1,2-Dichloroethane	ND	mg/kg	0.0052	0.00041	1		06/04/20 00:57	107-06-2	
cis-1,2-Dichloroethene	ND	mg/kg	0.0052	0.00032	1		06/04/20 00:57	156-59-2	
trans-1,2-Dichloroethene	ND	mg/kg	0.0052	0.00024	1		06/04/20 00:57	156-60-5	
Methylene Chloride	ND	mg/kg	0.021	0.0025	1		06/04/20 00:57	75-09-2	
Tetrachloroethene	**30.9**	mg/kg	2.6	1.7	500		06/04/20 12:09	127-18-4	
1,1,1-Trichloroethane	**0.0067**	mg/kg	0.0052	0.00023	1		06/04/20 00:57	71-55-6	
Trichloroethene	ND	mg/kg	0.0052	0.00021	1		06/04/20 00:57	79-01-6	
Vinyl chloride	ND	mg/kg	0.0052	0.00019	1		06/04/20 00:57	75-01-4	
Surrogates									
Dibromofluoromethane (S)	85	%.	73-133		1		06/04/20 00:57	1868-53-7	
Toluene-d8 (S)	104	%.	73-130		1		06/04/20 00:57	2037-26-5	
4-Bromofluorobenzene (S)	92	%.	55-129		1		06/04/20 00:57	460-00-4	
Percent Moisture	Analytical Method: SM 2540G								
	Pace Analytical Services - Indianapolis								
Percent Moisture	**14.9**	%	0.10	0.10	1		06/02/20 10:48		

This report shall not be reproduced, except in full,
without the written consent of Pace Analytical Services, LLC.

Pace Analytical Services, LLC
7726 Moller Road
Indianapolis, IN 46268
(317)228-3100

ANALYTICAL RESULTS

Project: Amphenol
Pace Project No.: 50258245

Sample: FD-7 SL **Lab ID: 50258245040** Collected: 05/27/20 08:00 Received: 05/28/20 08:26 Matrix: Solid

Results reported on a "dry weight" basis and are adjusted for percent moisture, sample size and any dilutions.

Parameters	Results	Units	Report Limit	MDL	DF	Prepared	Analyzed	CAS No.	Qual
8260 MSV 5035A VOA	Analytical Method: EPA 8260								
	Pace Analytical Services - Indianapolis								
1,1-Dichloroethane	ND	mg/kg	0.0052	0.00039	1		06/04/20 01:22	75-34-3	
1,2-Dichloroethane	ND	mg/kg	0.0052	0.00042	1		06/04/20 01:22	107-06-2	
cis-1,2-Dichloroethene	ND	mg/kg	0.0052	0.00032	1		06/04/20 01:22	156-59-2	
trans-1,2-Dichloroethene	ND	mg/kg	0.0052	0.00024	1		06/04/20 01:22	156-60-5	
Methylene Chloride	ND	mg/kg	0.021	0.0025	1		06/04/20 01:22	75-09-2	
Tetrachloroethene	ND	mg/kg	0.0052	0.00031	1		06/04/20 01:22	127-18-4	
1,1,1-Trichloroethane	**0.049**	mg/kg	0.0052	0.00023	1		06/04/20 01:22	71-55-6	
Trichloroethene	ND	mg/kg	0.0052	0.00021	1		06/04/20 01:22	79-01-6	
Vinyl chloride	ND	mg/kg	0.0052	0.00019	1		06/04/20 01:22	75-01-4	
Surrogates									
Dibromofluoromethane (S)	109	%.	73-133		1		06/04/20 01:22	1868-53-7	
Toluene-d8 (S)	96	%.	73-130		1		06/04/20 01:22	2037-26-5	
4-Bromofluorobenzene (S)	94	%.	55-129		1		06/04/20 01:22	460-00-4	
Percent Moisture	Analytical Method: SM 2540G								
	Pace Analytical Services - Indianapolis								
Percent Moisture	**14.3**	%	0.10	0.10	1		06/02/20 11:11		

This report shall not be reproduced, except in full,
without the written consent of Pace Analytical Services, LLC.

Pace Analytical Services, LLC
7726 Moller Road
Indianapolis, IN 46268
(317)228-3100

ANALYTICAL RESULTS

Project: Amphenol
Pace Project No.: 50258245

Sample: TB-2 **Lab ID: 50258245041** Collected: 05/27/20 09:05 Received: 05/28/20 08:26 Matrix: Water

Parameters	Results	Units	Report Limit	MDL	DF	Prepared	Analyzed	CAS No.	Qual
8260/5030 MSV	Analytical Method: EPA 8260								
	Pace Analytical Services - Indianapolis								
1,1-Dichloroethane	ND	ug/L	5.0	0.26	1		06/03/20 04:17	75-34-3	
1,2-Dichloroethane	ND	ug/L	5.0	0.27	1		06/03/20 04:17	107-06-2	
cis-1,2-Dichloroethene	ND	ug/L	5.0	0.16	1		06/03/20 04:17	156-59-2	
trans-1,2-Dichloroethene	ND	ug/L	5.0	0.23	1		06/03/20 04:17	156-60-5	
Methylene Chloride	ND	ug/L	5.0	2.4	1		06/03/20 04:17	75-09-2	
Tetrachloroethene	ND	ug/L	5.0	0.22	1		06/03/20 04:17	127-18-4	
1,1,1-Trichloroethane	ND	ug/L	5.0	0.25	1		06/03/20 04:17	71-55-6	
Trichloroethene	ND	ug/L	5.0	0.26	1		06/03/20 04:17	79-01-6	
Vinyl chloride	ND	ug/L	2.0	0.13	1		06/03/20 04:17	75-01-4	
Surrogates									
Dibromofluoromethane (S)	107	%.	75-120		1		06/03/20 04:17	1868-53-7	
4-Bromofluorobenzene (S)	104	%.	85-116		1		06/03/20 04:17	460-00-4	
Toluene-d8 (S)	92	%.	83-111		1		06/03/20 04:17	2037-26-5	

This report shall not be reproduced, except in full,
without the written consent of Pace Analytical Services, LLC.

Pace Analytical Services, LLC
7726 Moller Road
Indianapolis, IN 46268
(317)228-3100

ANALYTICAL RESULTS

Project: Amphenol
Pace Project No.: 50258245

Sample: EB-2 WT **Lab ID: 50258245042** Collected: 05/27/20 10:50 Received: 05/28/20 08:26 Matrix: Water

Parameters	Results	Units	Report Limit	MDL	DF	Prepared	Analyzed	CAS No.	Qual
8260/5030 MSV	Analytical Method: EPA 8260								
	Pace Analytical Services - Indianapolis								
1,1-Dichloroethane	ND	ug/L	5.0	0.26	1		06/03/20 04:42	75-34-3	
1,2-Dichloroethane	ND	ug/L	5.0	0.27	1		06/03/20 04:42	107-06-2	
cis-1,2-Dichloroethene	ND	ug/L	5.0	0.16	1		06/03/20 04:42	156-59-2	
trans-1,2-Dichloroethene	ND	ug/L	5.0	0.23	1		06/03/20 04:42	156-60-5	
Methylene Chloride	ND	ug/L	5.0	2.4	1		06/03/20 04:42	75-09-2	
Tetrachloroethene	ND	ug/L	5.0	0.22	1		06/03/20 04:42	127-18-4	
1,1,1-Trichloroethane	ND	ug/L	5.0	0.25	1		06/03/20 04:42	71-55-6	
Trichloroethene	ND	ug/L	5.0	0.26	1		06/03/20 04:42	79-01-6	
Vinyl chloride	ND	ug/L	2.0	0.13	1		06/03/20 04:42	75-01-4	
Surrogates									
Dibromofluoromethane (S)	108	%.	75-120		1		06/03/20 04:42	1868-53-7	
4-Bromofluorobenzene (S)	104	%.	85-116		1		06/03/20 04:42	460-00-4	
Toluene-d8 (S)	91	%.	83-111		1		06/03/20 04:42	2037-26-5	

This report shall not be reproduced, except in full,
without the written consent of Pace Analytical Services, LLC.

Pace Analytical Services, LLC
7726 Moller Road
Indianapolis, IN 46268
(317)228-3100

QUALITY CONTROL DATA

Project: Amphenol
Pace Project No.: 50258245

QC Batch: 565040
QC Batch Method: EPA 8260
Analysis Method: EPA 8260
Analysis Description: 8260 MSV
Laboratory: Pace Analytical Services - Indianapolis
Associated Lab Samples: 50258245041, 50258245042

METHOD BLANK: 2606330
Matrix: Water
Associated Lab Samples: 50258245041, 50258245042

Parameter	Units	Blank Result	Reporting Limit	MDL	Analyzed	Qualifiers
1,1,1-Trichloroethane	ug/L	ND	5.0	0.25	06/02/20 23:45	
1,1-Dichloroethane	ug/L	ND	5.0	0.26	06/02/20 23:45	
1,2-Dichloroethane	ug/L	ND	5.0	0.27	06/02/20 23:45	
cis-1,2-Dichloroethene	ug/L	ND	5.0	0.16	06/02/20 23:45	
Methylene Chloride	ug/L	ND	5.0	2.4	06/02/20 23:45	
Tetrachloroethene	ug/L	ND	5.0	0.22	06/02/20 23:45	
trans-1,2-Dichloroethene	ug/L	ND	5.0	0.23	06/02/20 23:45	
Trichloroethene	ug/L	ND	5.0	0.26	06/02/20 23:45	
Vinyl chloride	ug/L	ND	2.0	0.13	06/02/20 23:45	
4-Bromofluorobenzene (S)	%.	110	85-116		06/02/20 23:45	
Dibromofluoromethane (S)	%.	113	75-120		06/02/20 23:45	
Toluene-d8 (S)	%.	96	83-111		06/02/20 23:45	

LABORATORY CONTROL SAMPLE: 2606331

Parameter	Units	Spike Conc.	LCS Result	LCS % Rec	% Rec Limits	Qualifiers
1,1,1-Trichloroethane	ug/L	50	56.5	113	78-130	
1,2-Dichloroethane	ug/L	50	47.9	96	66-127	
cis-1,2-Dichloroethene	ug/L	50	54.1	108	76-120	
Tetrachloroethene	ug/L	50	47.2	94	70-123	
trans-1,2-Dichloroethene	ug/L	50	55.3	111	79-126	
Trichloroethene	ug/L	50	49.5	99	78-120	
Vinyl chloride	ug/L	50	47.3	95	55-122	
4-Bromofluorobenzene (S)	%.			96	85-116	
Dibromofluoromethane (S)	%.			98	75-120	
Toluene-d8 (S)	%.			105	83-111	

Results presented on this page are in the units indicated by the "Units" column except where an alternate unit is presented to the right of the result.

This report shall not be reproduced, except in full,
without the written consent of Pace Analytical Services, LLC.

Pace Analytical Services, LLC
7726 Moller Road
Indianapolis, IN 46268
(317)228-3100

QUALITY CONTROL DATA

Project: Amphenol
Pace Project No.: 50258245

QC Batch: 565033
QC Batch Method: EPA 8260
Analysis Method: EPA 8260
Analysis Description: 8260 MSV 5035A Volatile Organics
Laboratory: Pace Analytical Services - Indianapolis
Associated Lab Samples: 50258245001, 50258245002, 50258245004

METHOD BLANK: 2606305
Matrix: Solid
Associated Lab Samples: 50258245001, 50258245002, 50258245004

Parameter	Units	Blank Result	Reporting Limit	MDL	Analyzed	Qualifiers
1,1,1-Trichloroethane	mg/kg	ND	0.0050	0.00059	06/02/20 12:41	
1,1-Dichloroethane	mg/kg	ND	0.0050	0.00080	06/02/20 12:41	
1,2-Dichloroethane	mg/kg	ND	0.0050	0.00054	06/02/20 12:41	
cis-1,2-Dichloroethene	mg/kg	ND	0.0050	0.00062	06/02/20 12:41	
Methylene Chloride	mg/kg	ND	0.020	0.0010	06/02/20 12:41	
Tetrachloroethene	mg/kg	ND	0.0050	0.00086	06/02/20 12:41	
trans-1,2-Dichloroethene	mg/kg	ND	0.0050	0.00090	06/02/20 12:41	
Trichloroethene	mg/kg	ND	0.0050	0.00074	06/02/20 12:41	
Vinyl chloride	mg/kg	ND	0.0050	0.00044	06/02/20 12:41	
4-Bromofluorobenzene (S)	%.	101	55-129		06/02/20 12:41	
Dibromofluoromethane (S)	%.	104	73-133		06/02/20 12:41	
Toluene-d8 (S)	%.	98	73-130		06/02/20 12:41	

LABORATORY CONTROL SAMPLE: 2606306

Parameter	Units	Spike Conc.	LCS Result	LCS % Rec	% Rec Limits	Qualifiers
1,1,1-Trichloroethane	mg/kg	0.05	0.049	99	72-132	
1,1-Dichloroethane	mg/kg	0.05	0.049	99	73-122	
1,2-Dichloroethane	mg/kg	0.05	0.046	92	67-129	
cis-1,2-Dichloroethene	mg/kg	0.05	0.050	99	73-117	
Methylene Chloride	mg/kg	0.05	0.049	98	62-137	
Tetrachloroethene	mg/kg	0.05	0.046	93	59-119	
trans-1,2-Dichloroethene	mg/kg	0.05	0.050	100	71-125	
Trichloroethene	mg/kg	0.05	0.048	96	68-118	
Vinyl chloride	mg/kg	0.05	0.050	100	49-125	
4-Bromofluorobenzene (S)	%.			98	55-129	
Dibromofluoromethane (S)	%.			94	73-133	
Toluene-d8 (S)	%.			100	73-130	

Results presented on this page are in the units indicated by the "Units" column except where an alternate unit is presented to the right of the result.

This report shall not be reproduced, except in full,
without the written consent of Pace Analytical Services, LLC.

Pace Analytical Services, LLC
7726 Moller Road
Indianapolis, IN 46268
(317)228-3100

QUALITY CONTROL DATA

Project: Amphenol
Pace Project No.: 50258245

QC Batch: 565034
QC Batch Method: EPA 8260
Analysis Method: EPA 8260
Analysis Description: 8260 MSV 5035A Volatile Organics
Laboratory: Pace Analytical Services - Indianapolis

Associated Lab Samples: 50258245013, 50258245014

METHOD BLANK: 2606307 Matrix: Solid
Associated Lab Samples: 50258245013, 50258245014

Parameter	Units	Blank Result	Reporting Limit	MDL	Analyzed	Qualifiers
1,1,1-Trichloroethane	mg/kg	ND	0.0050	0.00059	06/02/20 13:34	
1,1-Dichloroethane	mg/kg	ND	0.0050	0.00063	06/02/20 13:34	
1,2-Dichloroethane	mg/kg	ND	0.0050	0.00075	06/02/20 13:34	
cis-1,2-Dichloroethene	mg/kg	ND	0.0050	0.0010	06/02/20 13:34	
Methylene Chloride	mg/kg	ND	0.020	0.0024	06/02/20 13:34	
Tetrachloroethene	mg/kg	ND	0.0050	0.00059	06/02/20 13:34	
trans-1,2-Dichloroethene	mg/kg	ND	0.0050	0.00082	06/02/20 13:34	
Trichloroethene	mg/kg	ND	0.0050	0.00096	06/02/20 13:34	
Vinyl chloride	mg/kg	ND	0.0050	0.00029	06/02/20 13:34	
4-Bromofluorobenzene (S)	%.	98	55-129		06/02/20 13:34	
Dibromofluoromethane (S)	%.	103	73-133		06/02/20 13:34	
Toluene-d8 (S)	%.	96	73-130		06/02/20 13:34	

LABORATORY CONTROL SAMPLE: 2606308

Parameter	Units	Spike Conc.	LCS Result	LCS % Rec	% Rec Limits	Qualifiers
1,1,1-Trichloroethane	mg/kg	0.05	0.061	122	72-132	
1,1-Dichloroethane	mg/kg	0.05	0.057	114	73-122	
1,2-Dichloroethane	mg/kg	0.05	0.057	114	67-129	
cis-1,2-Dichloroethene	mg/kg	0.05	0.055	110	73-117	
Methylene Chloride	mg/kg	0.05	0.055	111	62-137	
Tetrachloroethene	mg/kg	0.05	0.056	111	59-119	
trans-1,2-Dichloroethene	mg/kg	0.05	0.060	120	71-125	
Trichloroethene	mg/kg	0.05	0.056	112	68-118	
Vinyl chloride	mg/kg	0.05	0.047	94	49-125	
4-Bromofluorobenzene (S)	%.			100	55-129	
Dibromofluoromethane (S)	%.			95	73-133	
Toluene-d8 (S)	%.			101	73-130	

MATRIX SPIKE & MATRIX SPIKE DUPLICATE: 2606309 2606310

Parameter	Units	50258090017 Result	MS Spike Conc.	MSD Spike Conc.	MS Result	MSD Result	MS % Rec	MSD % Rec	% Rec Limits	RPD	Max RPD	Qual
1,1,1-Trichloroethane	mg/kg	ND	0.043	0.049	0.068	0.080	161	161	48-141	16	20	M1
1,1-Dichloroethane	mg/kg	ND	0.043	0.049	0.072	0.089	169	178	22-160	21	20	M1,R1
1,2-Dichloroethane	mg/kg	ND	0.043	0.049	0.071	0.087	167	175	35-142	20	20	M1
cis-1,2-Dichloroethene	mg/kg	ND	0.043	0.049	0.061	0.074	143	148	30-143	19	20	M1

Results presented on this page are in the units indicated by the "Units" column except where an alternate unit is presented to the right of the result.

REPORT OF LABORATORY ANALYSIS

This report shall not be reproduced, except in full,
without the written consent of Pace Analytical Services, LLC.

Pace Analytical Services, LLC
7726 Moller Road
Indianapolis, IN 46268
(317)228-3100

QUALITY CONTROL DATA

Project: Amphenol
Pace Project No.: 50258245

MATRIX SPIKE & MATRIX SPIKE DUPLICATE: 2606309 2606310

Parameter	Units	50258090017 Result	MS Spike Conc.	MSD Spike Conc.	MS Result	MSD Result	MS % Rec	MSD % Rec	% Rec Limits	RPD	Max RPD	Qual
Methylene Chloride	mg/kg	ND	0.043	0.049	0.071	0.092	167	185	24-158	26	20	M1,R1
Tetrachloroethene	mg/kg	0.015	0.043	0.049	0.041	0.048	63	66	10-173	14	20	
trans-1,2-Dichloroethene	mg/kg	ND	0.043	0.049	0.058	0.070	137	140	28-156	17	20	
Trichloroethene	mg/kg	0.0059	0.043	0.049	0.053	0.059	111	106	12-153	10	20	
Vinyl chloride	mg/kg	ND	0.043	0.049	0.064	0.084	149	169	21-155	28	20	M1,R1
4-Bromofluorobenzene (S)	%.						102	98	55-129			
Dibromofluoromethane (S)	%.						96	99	73-133			
Toluene-d8 (S)	%.						101	102	73-130			

Results presented on this page are in the units indicated by the "Units" column except where an alternate unit is presented to the right of the result.

This report shall not be reproduced, except in full,
without the written consent of Pace Analytical Services, LLC.

Pace Analytical Services, LLC
7726 Moller Road
Indianapolis, IN 46268
(317)228-3100

QUALITY CONTROL DATA

Project: Amphenol
Pace Project No.: 50258245

QC Batch: 565035
QC Batch Method: EPA 8260
Analysis Method: EPA 8260
Analysis Description: 8260 MSV 5035A Volatile Organics
Laboratory: Pace Analytical Services - Indianapolis
Associated Lab Samples: 50258245005, 50258245006, 50258245007, 50258245009, 50258245010, 50258245012, 50258245022, 50258245030, 50258245031, 50258245037

METHOD BLANK: 2606311 Matrix: Solid
Associated Lab Samples: 50258245005, 50258245006, 50258245007, 50258245009, 50258245010, 50258245012, 50258245022, 50258245030, 50258245031, 50258245037

Parameter	Units	Blank Result	Reporting Limit	MDL	Analyzed	Qualifiers
1,1,1-Trichloroethane	mg/kg	ND	0.0050	0.00059	06/03/20 00:51	
1,1-Dichloroethane	mg/kg	ND	0.0050	0.00080	06/03/20 00:51	
1,2-Dichloroethane	mg/kg	ND	0.0050	0.00054	06/03/20 00:51	
cis-1,2-Dichloroethene	mg/kg	ND	0.0050	0.00062	06/03/20 00:51	
Methylene Chloride	mg/kg	ND	0.020	0.0010	06/03/20 00:51	
Tetrachloroethene	mg/kg	ND	0.0050	0.00086	06/03/20 00:51	
trans-1,2-Dichloroethene	mg/kg	ND	0.0050	0.00090	06/03/20 00:51	
Trichloroethene	mg/kg	ND	0.0050	0.00074	06/03/20 00:51	
Vinyl chloride	mg/kg	ND	0.0050	0.00044	06/03/20 00:51	
4-Bromofluorobenzene (S)	%.	100	55-129		06/03/20 00:51	
Dibromofluoromethane (S)	%.	104	73-133		06/03/20 00:51	
Toluene-d8 (S)	%.	97	73-130		06/03/20 00:51	

LABORATORY CONTROL SAMPLE: 2606312

Parameter	Units	Spike Conc.	LCS Result	LCS % Rec	% Rec Limits	Qualifiers
1,1,1-Trichloroethane	mg/kg	0.05	0.049	98	72-132	
1,1-Dichloroethane	mg/kg	0.05	0.049	98	73-122	
1,2-Dichloroethane	mg/kg	0.05	0.047	94	67-129	
cis-1,2-Dichloroethene	mg/kg	0.05	0.049	98	73-117	
Methylene Chloride	mg/kg	0.05	0.048	95	62-137	
Tetrachloroethene	mg/kg	0.05	0.044	89	59-119	
trans-1,2-Dichloroethene	mg/kg	0.05	0.049	97	71-125	
Trichloroethene	mg/kg	0.05	0.047	94	68-118	
Vinyl chloride	mg/kg	0.05	0.048	97	49-125	
4-Bromofluorobenzene (S)	%.			99	55-129	
Dibromofluoromethane (S)	%.			95	73-133	
Toluene-d8 (S)	%.			101	73-130	

MATRIX SPIKE & MATRIX SPIKE DUPLICATE: 2606313 2606314

Parameter	Units	50257955003 Result	MS Spike Conc.	MSD Spike Conc.	MS Result	MSD Result	MS % Rec	MSD % Rec	% Rec Limits	RPD	Max RPD	Qual
1,1,1-Trichloroethane	mg/kg	ND	2.7	2.7	2.6	2.5	95	93	48-141	2	20	
1,1-Dichloroethane	mg/kg	ND	2.7	2.7	2.6	2.5	97	94	22-160	3	20	
1,2-Dichloroethane	mg/kg	ND	2.7	2.7	2.7	2.6	102	96	35-142	6	20	

Results presented on this page are in the units indicated by the "Units" column except where an alternate unit is presented to the right of the result.

REPORT OF LABORATORY ANALYSIS

This report shall not be reproduced, except in full,
without the written consent of Pace Analytical Services, LLC.

Pace Analytical Services, LLC
7726 Moller Road
Indianapolis, IN 46268
(317)228-3100

QUALITY CONTROL DATA

Project: Amphenol
Pace Project No.: 50258245

MATRIX SPIKE & MATRIX SPIKE DUPLICATE: 2606313 2606314

Parameter	Units	50257955003 Result	MS Spike Conc.	MSD Spike Conc.	MS Result	MSD Result	MS % Rec	MSD % Rec	% Rec Limits	RPD	Max RPD	Qual
cis-1,2-Dichloroethene	mg/kg	ND	2.7	2.7	2.6	2.5	98	93	30-143	5	20	
Methylene Chloride	mg/kg	ND	2.7	2.7	2.8	2.7	106	101	24-158	5	20	
Tetrachloroethene	mg/kg	ND	2.7	2.7	2.4	2.4	91	89	10-173	2	20	
trans-1,2-Dichloroethene	mg/kg	ND	2.7	2.7	2.5	2.5	94	91	28-156	3	20	
Trichloroethene	mg/kg	ND	2.7	2.7	2.7	2.6	99	96	12-153	3	20	
Vinyl chloride	mg/kg	ND	2.7	2.7	2.5	2.5	93	91	21-155	1	20	
4-Bromofluorobenzene (S)	%.						99	100	55-129			
Dibromofluoromethane (S)	%.						94	93	73-133			
Toluene-d8 (S)	%.						104	104	73-130			

Results presented on this page are in the units indicated by the "Units" column except where an alternate unit is presented to the right of the result.

This report shall not be reproduced, except in full,
without the written consent of Pace Analytical Services, LLC.

Pace Analytical Services, LLC
7726 Moller Road
Indianapolis, IN 46268
(317)228-3100

QUALITY CONTROL DATA

Project: Amphenol
Pace Project No.: 50258245

QC Batch: 565043
QC Batch Method: EPA 8260
Analysis Method: EPA 8260
Analysis Description: 8260 MSV 5035A Volatile Organics
Laboratory: Pace Analytical Services - Indianapolis

Associated Lab Samples: 50258245015, 50258245016, 50258245017, 50258245018, 50258245019, 50258245020, 50258245021, 50258245023, 50258245024, 50258245025, 50258245026, 50258245027, 50258245029, 50258245033, 50258245034, 50258245035, 50258245036, 50258245038

METHOD BLANK: 2606341
Matrix: Solid

Associated Lab Samples: 50258245015, 50258245016, 50258245017, 50258245018, 50258245019, 50258245020, 50258245021, 50258245023, 50258245024, 50258245025, 50258245026, 50258245027, 50258245029, 50258245033, 50258245034, 50258245035, 50258245036, 50258245038

Parameter	Units	Blank Result	Reporting Limit	MDL	Analyzed	Qualifiers
1,1,1-Trichloroethane	mg/kg	ND	0.0050	0.00022	06/03/20 07:35	
1,1-Dichloroethane	mg/kg	ND	0.0050	0.00037	06/03/20 07:35	
1,2-Dichloroethane	mg/kg	ND	0.0050	0.00040	06/03/20 07:35	
cis-1,2-Dichloroethene	mg/kg	ND	0.0050	0.00031	06/03/20 07:35	
Methylene Chloride	mg/kg	ND	0.020	0.0024	06/03/20 07:35	
Tetrachloroethene	mg/kg	ND	0.0050	0.00030	06/03/20 07:35	
trans-1,2-Dichloroethene	mg/kg	ND	0.0050	0.00023	06/03/20 07:35	
Trichloroethene	mg/kg	ND	0.0050	0.00020	06/03/20 07:35	
Vinyl chloride	mg/kg	ND	0.0050	0.00018	06/03/20 07:35	
4-Bromofluorobenzene (S)	%.	113	55-129		06/03/20 07:35	
Dibromofluoromethane (S)	%.	117	73-133		06/03/20 07:35	
Toluene-d8 (S)	%.	89	73-130		06/03/20 07:35	

LABORATORY CONTROL SAMPLE: 2606342

Parameter	Units	Spike Conc.	LCS Result	LCS % Rec	% Rec Limits	Qualifiers
1,1,1-Trichloroethane	mg/kg	0.05	0.058	115	72-132	
1,2-Dichloroethane	mg/kg	0.05	0.048	96	67-129	
cis-1,2-Dichloroethene	mg/kg	0.05	0.052	105	73-117	
Tetrachloroethene	mg/kg	0.05	0.043	87	59-119	
trans-1,2-Dichloroethene	mg/kg	0.05	0.053	106	71-125	
Trichloroethene	mg/kg	0.05	0.050	99	68-118	
Vinyl chloride	mg/kg	0.05	0.050	100	49-125	
4-Bromofluorobenzene (S)	%.			99	55-129	
Dibromofluoromethane (S)	%.			91	73-133	
Toluene-d8 (S)	%.			101	73-130	

MATRIX SPIKE & MATRIX SPIKE DUPLICATE: 2606343 2606344

Parameter	Units	50258245017 Result	MS Spike Conc.	MSD Spike Conc.	MS Result	MSD Result	MS % Rec	MSD % Rec	% Rec Limits	RPD	Max RPD	Qual
1,1,1-Trichloroethane	mg/kg	ND	0.048	0.051	0.056	0.054	114	104	48-141	3	20	
1,2-Dichloroethane	mg/kg	ND	0.048	0.051	0.043	0.046	90	90	35-142	5	20	
cis-1,2-Dichloroethene	mg/kg	ND	0.048	0.051	0.051	0.051	105	100	30-143	1	20	

Results presented on this page are in the units indicated by the "Units" column except where an alternate unit is presented to the right of the result.

REPORT OF LABORATORY ANALYSIS

This report shall not be reproduced, except in full,
without the written consent of Pace Analytical Services, LLC.

Pace Analytical Services, LLC
7726 Moller Road
Indianapolis, IN 46268
(317)228-3100

QUALITY CONTROL DATA

Project: Amphenol
Pace Project No.: 50258245

MATRIX SPIKE & MATRIX SPIKE DUPLICATE: 2606343 2606344

Parameter	Units	50258245017 Result	MS Spike Conc.	MSD Spike Conc.	MS Result	MSD Result	MS % Rec	MSD % Rec	% Rec Limits	RPD	Max RPD	Qual
Tetrachloroethene	mg/kg	0.049	0.048	0.051	0.11	0.091	131	83	10-173	20	20	R1
trans-1,2-Dichloroethene	mg/kg	ND	0.048	0.051	0.051	0.051	107	99	28-156	1	20	
Trichloroethene	mg/kg	ND	0.048	0.051	0.050	0.051	95	90	12-153	0	20	
Vinyl chloride	mg/kg	ND	0.048	0.051	0.040	0.041	83	80	21-155	2	20	
4-Bromofluorobenzene (S)	%.						98	102	55-129			
Dibromofluoromethane (S)	%.						102	100	73-133			
Toluene-d8 (S)	%.						101	102	73-130			

Results presented on this page are in the units indicated by the "Units" column except where an alternate unit is presented to the right of the result.

This report shall not be reproduced, except in full,
without the written consent of Pace Analytical Services, LLC.

Pace Analytical Services, LLC
7726 Moller Road
Indianapolis, IN 46268
(317)228-3100

QUALITY CONTROL DATA

Project: Amphenol
Pace Project No.: 50258245

QC Batch: 565250
QC Batch Method: EPA 8260
Analysis Method: EPA 8260
Analysis Description: 8260 MSV 5035A Volatile Organics
Laboratory: Pace Analytical Services - Indianapolis
Associated Lab Samples: 50258245003, 50258245008, 50258245011, 50258245028, 50258245032

METHOD BLANK: 2607262 Matrix: Solid
Associated Lab Samples: 50258245003, 50258245008, 50258245011, 50258245028, 50258245032

Parameter	Units	Blank Result	Reporting Limit	MDL	Analyzed	Qualifiers
1,1,1-Trichloroethane	mg/kg	ND	0.0050	0.00059	06/03/20 15:00	
1,1-Dichloroethane	mg/kg	ND	0.0050	0.00063	06/03/20 15:00	
1,2-Dichloroethane	mg/kg	ND	0.0050	0.00075	06/03/20 15:00	
cis-1,2-Dichloroethene	mg/kg	ND	0.0050	0.0010	06/03/20 15:00	
Methylene Chloride	mg/kg	ND	0.020	0.0024	06/03/20 15:00	
Tetrachloroethene	mg/kg	ND	0.0050	0.00059	06/03/20 15:00	
trans-1,2-Dichloroethene	mg/kg	ND	0.0050	0.00082	06/03/20 15:00	
Trichloroethene	mg/kg	ND	0.0050	0.00096	06/03/20 15:00	
Vinyl chloride	mg/kg	ND	0.0050	0.00029	06/03/20 15:00	
4-Bromofluorobenzene (S)	%.	100	55-129		06/03/20 15:00	
Dibromofluoromethane (S)	%.	109	73-133		06/03/20 15:00	
Toluene-d8 (S)	%.	97	73-130		06/03/20 15:00	

LABORATORY CONTROL SAMPLE: 2607263

Parameter	Units	Spike Conc.	LCS Result	LCS % Rec	% Rec Limits	Qualifiers
1,1,1-Trichloroethane	mg/kg	0.05	0.060	120	72-132	
1,1-Dichloroethane	mg/kg	0.05	0.057	113	73-122	
1,2-Dichloroethane	mg/kg	0.05	0.058	115	67-129	
cis-1,2-Dichloroethene	mg/kg	0.05	0.056	111	73-117	
Methylene Chloride	mg/kg	0.05	0.055	110	62-137	
Tetrachloroethene	mg/kg	0.05	0.056	113	59-119	
trans-1,2-Dichloroethene	mg/kg	0.05	0.060	121	71-125	
Trichloroethene	mg/kg	0.05	0.057	114	68-118	
Vinyl chloride	mg/kg	0.05	0.046	93	49-125	
4-Bromofluorobenzene (S)	%.			101	55-129	
Dibromofluoromethane (S)	%.			96	73-133	
Toluene-d8 (S)	%.			100	73-130	

Results presented on this page are in the units indicated by the "Units" column except where an alternate unit is presented to the right of the result.

This report shall not be reproduced, except in full,
without the written consent of Pace Analytical Services, LLC.

Pace Analytical Services, LLC
7726 Moller Road
Indianapolis, IN 46268
(317)228-3100

QUALITY CONTROL DATA

Project: Amphenol
Pace Project No.: 50258245

QC Batch: 565307
QC Batch Method: EPA 8260
Analysis Method: EPA 8260
Analysis Description: 8260 MSV 5035A Volatile Organics
Laboratory: Pace Analytical Services - Indianapolis
Associated Lab Samples: 50258245039, 50258245040

METHOD BLANK: 2607577
Matrix: Solid
Associated Lab Samples: 50258245039, 50258245040

Parameter	Units	Blank Result	Reporting Limit	MDL	Analyzed	Qualifiers
1,1,1-Trichloroethane	mg/kg	ND	0.0050	0.00022	06/03/20 20:24	
1,1-Dichloroethane	mg/kg	ND	0.0050	0.00037	06/03/20 20:24	
1,2-Dichloroethane	mg/kg	ND	0.0050	0.00040	06/03/20 20:24	
cis-1,2-Dichloroethene	mg/kg	ND	0.0050	0.00031	06/03/20 20:24	
Methylene Chloride	mg/kg	ND	0.020	0.0024	06/03/20 20:24	
Tetrachloroethene	mg/kg	ND	0.0050	0.0033	06/03/20 20:24	
trans-1,2-Dichloroethene	mg/kg	ND	0.0050	0.00023	06/03/20 20:24	
Trichloroethene	mg/kg	ND	0.0050	0.00020	06/03/20 20:24	
Vinyl chloride	mg/kg	ND	0.0050	0.00018	06/03/20 20:24	
4-Bromofluorobenzene (S)	%.	104	55-129		06/03/20 20:24	
Dibromofluoromethane (S)	%.	111	73-133		06/03/20 20:24	
Toluene-d8 (S)	%.	95	73-130		06/03/20 20:24	

LABORATORY CONTROL SAMPLE: 2607578

Parameter	Units	Spike Conc.	LCS Result	LCS % Rec	% Rec Limits	Qualifiers
1,1,1-Trichloroethane	mg/kg	0.05	0.057	114	72-132	
1,1-Dichloroethane	mg/kg	0.05	0.054	108	73-122	
1,2-Dichloroethane	mg/kg	0.05	0.049	98	67-129	
cis-1,2-Dichloroethene	mg/kg	0.05	0.054	108	73-117	
Methylene Chloride	mg/kg	0.05	0.059	118	62-137	
Tetrachloroethene	mg/kg	0.05	0.042	83	59-119	
trans-1,2-Dichloroethene	mg/kg	0.05	0.055	110	71-125	
Trichloroethene	mg/kg	0.05	0.048	96	68-118	
Vinyl chloride	mg/kg	0.05	0.039	79	49-125	
4-Bromofluorobenzene (S)	%.			97	55-129	
Dibromofluoromethane (S)	%.			99	73-133	
Toluene-d8 (S)	%.			100	73-130	

Results presented on this page are in the units indicated by the "Units" column except where an alternate unit is presented to the right of the result.

This report shall not be reproduced, except in full,
without the written consent of Pace Analytical Services, LLC.

Pace Analytical Services, LLC
7726 Moller Road
Indianapolis, IN 46268
(317)228-3100

QUALITY CONTROL DATA

Project: Amphenol
Pace Project No.: 50258245

QC Batch: 564742
QC Batch Method: SM 2540G
Analysis Method: SM 2540G
Analysis Description: Dry Weight/Percent Moisture
Laboratory: Pace Analytical Services - Indianapolis

Associated Lab Samples: 50258245001, 50258245002, 50258245003, 50258245004, 50258245005, 50258245006, 50258245007, 50258245008, 50258245009, 50258245010, 50258245011, 50258245012, 50258245013, 50258245014, 50258245015, 50258245016, 50258245017, 50258245018, 50258245019

SAMPLE DUPLICATE: 2605276

Parameter	Units	50258053006 Result	Dup Result	RPD	Max RPD	Qualifiers
Percent Moisture	%	17.5	16.6	5	5	

SAMPLE DUPLICATE: 2605277

Parameter	Units	50258245017 Result	Dup Result	RPD	Max RPD	Qualifiers
Percent Moisture	%	3.5	4.3	22	5	R1

Results presented on this page are in the units indicated by the "Units" column except where an alternate unit is presented to the right of the result.

This report shall not be reproduced, except in full,
without the written consent of Pace Analytical Services, LLC.

Pace Analytical Services, LLC
7726 Moller Road
Indianapolis, IN 46268
(317)228-3100

QUALITY CONTROL DATA

Project: Amphenol
Pace Project No.: 50258245

QC Batch: 564907
QC Batch Method: SM 2540G
Analysis Method: SM 2540G
Analysis Description: Dry Weight/Percent Moisture
Laboratory: Pace Analytical Services - Indianapolis

Associated Lab Samples: 50258245040

SAMPLE DUPLICATE: 2605736

Parameter	Units	50257836002 Result	Dup Result	RPD	Max RPD	Qualifiers
Percent Moisture	%	19.6	20.0	2	5	

SAMPLE DUPLICATE: 2605737

Parameter	Units	50258334001 Result	Dup Result	RPD	Max RPD	Qualifiers
Percent Moisture	%	12.1	13.3	9	5	R1

Results presented on this page are in the units indicated by the "Units" column except where an alternate unit is presented to the right of the result.

This report shall not be reproduced, except in full,
without the written consent of Pace Analytical Services, LLC.

Pace Analytical Services, LLC
7726 Moller Road
Indianapolis, IN 46268
(317)228-3100

QUALIFIERS

Project: Amphenol
Pace Project No.: 50258245

DEFINITIONS

DF - Dilution Factor, if reported, represents the factor applied to the reported data due to dilution of the sample aliquot.

ND - Not Detected at or above adjusted reporting limit.

TNTC - Too Numerous To Count

J - Estimated concentration above the adjusted method detection limit and below the adjusted reporting limit.

MDL - Adjusted Method Detection Limit.

PQL - Practical Quantitation Limit.

RL - Reporting Limit - The lowest concentration value that meets project requirements for quantitative data with known precision and bias for a specific analyte in a specific matrix.

S - Surrogate

1,2-Diphenylhydrazine decomposes to and cannot be separated from Azobenzene using Method 8270. The result for each analyte is a combined concentration.

Consistent with EPA guidelines, unrounded data are displayed and have been used to calculate % recovery and RPD values.

LCS(D) - Laboratory Control Sample (Duplicate)

MS(D) - Matrix Spike (Duplicate)

DUP - Sample Duplicate

RPD - Relative Percent Difference

NC - Not Calculable.

SG - Silica Gel - Clean-Up

U - Indicates the compound was analyzed for, but not detected.

N-Nitrosodiphenylamine decomposes and cannot be separated from Diphenylamine using Method 8270. The result reported for each analyte is a combined concentration.

Pace Analytical is TNI accredited. Contact your Pace PM for the current list of accredited analytes.

TNI - The NELAC Institute.

ANALYTE QUALIFIERS

1d	No MeOH vial received. RSW 06/04/20
D4	Sample was diluted due to the presence of high levels of target analytes.
E	Analyte concentration exceeded the calibration range. The reported result is estimated.
M1	Matrix spike recovery exceeded QC limits. Batch accepted based on laboratory control sample (LCS) recovery.
R1	RPD value was outside control limits.

This report shall not be reproduced, except in full,
without the written consent of Pace Analytical Services, LLC.

Pace Analytical Services, LLC
7726 Moller Road
Indianapolis, IN 46268
(317)228-3100

QUALITY CONTROL DATA CROSS REFERENCE TABLE

Project: Amphenol
Pace Project No.: 50258245

Lab ID	Sample ID	QC Batch Method	QC Batch	Analytical Method	Analytical Batch
50258245041	**TB-2**	EPA 8260	565040		
50258245042	**EB-2 WT**	EPA 8260	565040		
50258245001	**GP-9 SL (19.00-19.50)**	EPA 8260	565033		
50258245002	**GP-9 SL (20.75-21.25)**	EPA 8260	565033		
50258245003	**GP-9 SL (22.00-22.50)**	EPA 8260	565250		
50258245004	**GP-9 SL (22.50-23.00)**	EPA 8260	565033		
50258245005	**GP-10 SL (18.75-19.25)**	EPA 8260	565035		
50258245006	**GP-10 SL (19.75-20.25)**	EPA 8260	565035		
50258245007	**GP-10 SL (22.75-23.25)**	EPA 8260	565035		
50258245008	**GP-10 SL (23.65-24.15)**	EPA 8260	565250		
50258245009	**GP-11 SL (21.00-21.50)**	EPA 8260	565035		
50258245010	**GP-11 SL (22.75-23.25)**	EPA 8260	565035		
50258245011	**GP-11 SL (23.75-24.25)**	EPA 8260	565250		
50258245012	**GP-11 SL (24.75-25.25)**	EPA 8260	565035		
50258245013	**GP-12 SL (4.25-4.75)**	EPA 8260	565034		
50258245014	**GP-12 SL (16.00-16.50)**	EPA 8260	565034		
50258245015	**GP-12 SL (23.25-23.75)**	EPA 8260	565043		
50258245016	**GP-12 SL (24.00-24.50)**	EPA 8260	565043		
50258245017	**GP-13 SL (14.00-14.50)**	EPA 8260	565043		
50258245018	**GP-13 SL (18.75-19.25)**	EPA 8260	565043		
50258245019	**GP-13 SL (23.00-23.50)**	EPA 8260	565043		
50258245020	**GP-13 SL (23.50-24.00)**	EPA 8260	565043		
50258245021	**GP-14 SL (18.75-19.25)**	EPA 8260	565043		
50258245022	**GP-14 SL (19.75-20.25)**	EPA 8260	565035		
50258245023	**GP-14 SL (22.00-23.00)**	EPA 8260	565043		
50258245024	**GP-14 SL (24.00-24.50)**	EPA 8260	565043		
50258245025	**GP-15 SL (13.00-13.50)**	EPA 8260	565043		
50258245026	**GP-15 SL (19.75-20.25)**	EPA 8260	565043		
50258245027	**GP-15 SL (22.00-22.50)**	EPA 8260	565043		
50258245028	**GP-15 SL (23.00-23.50)**	EPA 8260	565250		
50258245029	**GP-16 SL (18.75-19.25)**	EPA 8260	565043		
50258245030	**GP-16 SL (22.50-23.00)**	EPA 8260	565035		
50258245031	**GP-16 SL (23.25-23.75)**	EPA 8260	565035		
50258245032	**GP-16 SL (23.85-24.35)**	EPA 8260	565250		
50258245033	**GP-17 SL (13.50-14.00)**	EPA 8260	565043		
50258245034	**GP-17 SL (16.75-17.25)**	EPA 8260	565043		
50258245035	**GP-17 SL (22.35-22.85)**	EPA 8260	565043		
50258245036	**GP-17 SL (22.85-23.35)**	EPA 8260	565043		
50258245037	**FD-4 SL**	EPA 8260	565035		

This report shall not be reproduced, except in full,
without the written consent of Pace Analytical Services, LLC.

Pace Analytical Services, LLC
7726 Moller Road
Indianapolis, IN 46268
(317)228-3100

QUALITY CONTROL DATA CROSS REFERENCE TABLE

Project: Amphenol
Pace Project No.: 50258245

Lab ID	Sample ID	QC Batch Method	QC Batch	Analytical Method	Analytical Batch
50258245038	**FD-5 SL**	EPA 8260	565043		
50258245039	**FD-6 SL**	EPA 8260	565307		
50258245040	**FD-7 SL**	EPA 8260	565307		
50258245001	**GP-9 SL (19.00-19.50)**	SM 2540G	564742		
50258245002	**GP-9 SL (20.75-21.25)**	SM 2540G	564742		
50258245003	**GP-9 SL (22.00-22.50)**	SM 2540G	564742		
50258245004	**GP-9 SL (22.50-23.00)**	SM 2540G	564742		
50258245005	**GP-10 SL (18.75-19.25)**	SM 2540G	564742		
50258245006	**GP-10 SL (19.75-20.25)**	SM 2540G	564742		
50258245007	**GP-10 SL (22.75-23.25)**	SM 2540G	564742		
50258245008	**GP-10 SL (23.65-24.15)**	SM 2540G	564742		
50258245009	**GP-11 SL (21.00-21.50)**	SM 2540G	564742		
50258245010	**GP-11 SL (22.75-23.25)**	SM 2540G	564742		
50258245011	**GP-11 SL (23.75-24.25)**	SM 2540G	564742		
50258245012	**GP-11 SL (24.75-25.25)**	SM 2540G	564742		
50258245013	**GP-12 SL (4.25-4.75)**	SM 2540G	564742		
50258245014	**GP-12 SL (16.00-16.50)**	SM 2540G	564742		
50258245015	**GP-12 SL (23.25-23.75)**	SM 2540G	564742		
50258245016	**GP-12 SL (24.00-24.50)**	SM 2540G	564742		
50258245017	**GP-13 SL (14.00-14.50)**	SM 2540G	564742		
50258245018	**GP-13 SL (18.75-19.25)**	SM 2540G	564742		
50258245019	**GP-13 SL (23.00-23.50)**	SM 2540G	564742		
50258245020	**GP-13 SL (23.50-24.00)**	SM 2540G	564905		
50258245021	**GP-14 SL (18.75-19.25)**	SM 2540G	564905		
50258245022	**GP-14 SL (19.75-20.25)**	SM 2540G	564905		
50258245023	**GP-14 SL (22.00-23.00)**	SM 2540G	564905		
50258245024	**GP-14 SL (24.00-24.50)**	SM 2540G	564905		
50258245025	**GP-15 SL (13.00-13.50)**	SM 2540G	564905		
50258245026	**GP-15 SL (19.75-20.25)**	SM 2540G	564905		
50258245027	**GP-15 SL (22.00-22.50)**	SM 2540G	564905		
50258245028	**GP-15 SL (23.00-23.50)**	SM 2540G	564905		
50258245029	**GP-16 SL (18.75-19.25)**	SM 2540G	564905		
50258245030	**GP-16 SL (22.50-23.00)**	SM 2540G	564905		
50258245031	**GP-16 SL (23.25-23.75)**	SM 2540G	564905		
50258245032	**GP-16 SL (23.85-24.35)**	SM 2540G	564905		
50258245033	**GP-17 SL (13.50-14.00)**	SM 2540G	564905		
50258245034	**GP-17 SL (16.75-17.25)**	SM 2540G	564905		
50258245035	**GP-17 SL (22.35-22.85)**	SM 2540G	564905		
50258245036	**GP-17 SL (22.85-23.35)**	SM 2540G	564905		
50258245037	**FD-4 SL**	SM 2540G	564905		
50258245038	**FD-5 SL**	SM 2540G	564905		
50258245039	**FD-6 SL**	SM 2540G	564905		
50258245040	**FD-7 SL**	SM 2540G	564907		

This report shall not be reproduced, except in full,
without the written consent of Pace Analytical Services, LLC.

Pace Analytical®

CHAIN-OF-CUSTODY Analytical Request Document

Chain-of-Custody is a LEGAL DOCUMENT - Complete all relevent fields

LAB USE ONLY- Affix Workorder/ M

WO# : 50258245

50258245

ALL SHADED A

Container Preservative Type **

Company: IWM Consulting	Billing Information: SAME
Address: 7428 Rockville Rd	
Report To: Brad Gentry	Email To: bgentry@iwmconsult.com
Copy To:	Site Collection Info/Address:
Customer Project Name/Number: Amphenol	State: IN / County/City: Franklin — Time Zone Collected: [ ] PT [ ] MT [ ] CT [X] ET
Phone: 317-347-1111 Email:	Site/Facility ID #: — Compliance Monitoring? [ ] Yes [ ] No
Collected By (print): Garnett Page	Purchase Order #: Quote #: Level IV QA/QC — DW PWS ID #: DW Location Code:
Collected By (signature): [signature]	Turnaround Date Required: Standard — Immediately Packed on Ice: [X] Yes [ ] No
Sample Disposal: [X] Dispose as appropriate [ ] Return [ ] Archive: ____ [ ] Hold: ____	Rush: [ ] Same Day [ ] Next Day [ ] 2 Day [ ] 3 Day [ ] 4 Day [ ] 5 Day (Expedite Charges Apply) — Field Filtered (if applicable): [ ] Yes [ ] No Analysis: ____

** Preservative Types: (1) nitric acid, (2) sulfuric acid, (3) hydrochloric acid, (4) sodium hydroxide, (5) zinc acetate, (6) methanol, (7) sodium bisulfate, (8) sodium thiosulfate, (9) hexane, (A) ascorbic acid, (B) ammonium sulfate, (C) ammonium hydroxide, (D) TSP, (U) Unpreserved, (O) Other ____

* Matrix Codes (Insert in Matrix box below): Drinking Water (DW), Ground Water (GW), Wastewater (WW), Product (P), Soil/Solid (SL), Oil (OL), Wipe (WP), Air (AR), Tissue (TS), Bioassay (B), Vapor (V), Other (OT)

Analyses

Lab Profile/Line:

Lab Sample Receipt Checklist: 8% Seal

Custody Seals Present/Intact	Y N NA
Custody Signatures Present	Y N NA
Collector Signature Present	Y N NA
Bottles Intact	Y N NA
Correct Bottles	Y N NA
Sufficient Volume	Y N NA
Samples Received on Ice	Y N NA
VOA - Headspace Acceptable	Y N NA
USDA Regulated Soils	Y N NA
Samples in Holding Time	Y N NA
Residual Chlorine Present	Y N NA
Cl Strips: ____	
Sample pH Acceptable	Y N NA
pH Strips: ____	
Sulfide Present	Y N NA
Lead Acetate Strips: ____	

LAB USE ONLY:
Lab Sample # / Comments:

Customer Sample ID	Matrix *	Comp / Grab	Collected (or Composite Start) Date	Collected (or Composite Start) Time	Composite End Date	Composite End Time	Res Cl	# of Ctns	VOCs by 8260 (Short list)	% Moisture	Lab Sample # / Comments
GP-9 SL (19.00-19.50)	SL	G			5/27	9:34		4	X	X	001
GP-9 SL (20.75-21.25)						9:39		4	X	X	002
GP-9 SL (22.00-22.50)						9:42		4	X	X	003
GP-9 SL (22.50-23.00)						9:45		4	X	X	004
GP-10 SL (18.75-19.25)						10:28		4	X	X	005
GP-10 SL (19.75-20.25)						10:33		4	X	X	006
GP-10 SL (22.75-23.25)						10:36		4	X	X	007
GP-10 SL (23.65-24.15)						10:40		4	X	X	008
GP-11 SL (21.00-21.50)						11:42		4	X	X	009
GP-11 SL (22.75-23.25)						11:46		4	X	X	010

Customer Remarks / Special Conditions / Possible Hazards: Short list Includes: PCE, TCE, 1,1-DCA, 1,2-DCA, 1,1,1-TCA cis/trans-1,2-DCE, Vinyl Chloride, Methylene Chloride

Type of Ice Used: Wet Blue Dry None

Packing Material Used:

Radchem sample(s) screened (<500 cpm): Y N NA

SHORT HOLDS PRESENT (<72 hours): Y N N/A

Lab Tracking #: 2396536

Samples received via: FEDEX UPS Client Courier Pace Courier

Lab Sample Temperature Info:
Temp Blank Received: Y N NA
Therm ID#: A
Cooler 1 Temp Upon Receipt: 4.9 oC
Cooler 1 Therm Corr. Factor: +0.1 oC
Cooler 1 Corrected Temp: 5.0 oC
Comments:

Relinquished by/Company: (Signature)	Date/Time:	Received by/Company: (Signature)	Date/Time:
[signature] IWM	5/28 8:26	[signature]	5/28/20 0826
Relinquished by/Company: (Signature)	Date/Time:	Received by/Company: (Signature)	Date/Time:
Relinquished by/Company: (Signature)	Date/Time:	Received by/Company: (Signature)	Date/Time:

MTJL LAB USE ONLY
Table #:
Acctnum:
Template:
Prelogin:
PM:
PB:

Trip Blank Received: Y N NA
HCL MeOH TSP Other

Non Conformance(s): YES / NO

Page: 1 of: 5

Pace Analytical®

CHAIN-OF-CUSTODY Analytical Request Document

Chain-of-Custody is a LEGAL DOCUMENT - Complete all relevent fields

LAB USE ONLY- Affix Workorder/Login Label Here or List Pace Workorder Number or MTJL Log-in Number Here

ALL SHADED AREAS are for LAB USE ONLY

Company: IWM Consulting
Address: 7428 Rockville Rd
Report To: Brad Gentry
Copy To:
Customer Project Name/Number: Amphenol
Phone: 317-347-1111
Email:
Collected By (print): Garrett Page
Collected By (signature): Garrett Page
Sample Disposal: [X] Dispose as appropriate [ ] Return [ ] Archive: _____ [ ] Hold: _____

Billing Information: SAME
Email To: bgentry@iwmconsult.com
Site Collection Info/Address:
State: / County/City: Time Zone Collected: [ ] PT [ ] MT [ ] CT [X] ET
Site/Facility ID #:
Compliance Monitoring? [ ] Yes [ ] No
Purchase Order #: Quote #: Level IV QA/QC
DW PWS ID #:
DW Location Code:
Turnaround Date Required: Standard
Immediately Packed on Ice: [X] Yes [ ] No
Rush: [ ] Same Day [ ] Next Day [ ] 2 Day [ ] 3 Day [ ] 4 Day [ ] 5 Day (Expedite Charges Apply)
Field Filtered (if applicable): [ ] Yes [ ] No
Analysis: _____

Container Preservative Type **
Lab Project Manager:

** Preservative Types: (1) nitric acid, (2) sulfuric acid, (3) hydrochloric acid, (4) sodium hydroxide, (5) zinc acetate, (6) methanol, (7) sodium bisulfate, (8) sodium thiosulfate, (9) hexane, (A) ascorbic acid, (B) ammonium sulfate, (C) ammonium hydroxide, (D) TSP, (U) Unpreserved, (O) Other _____

Analyses

Lab Profile/Line:

Lab Sample Receipt Checklist: Sally Seal

Custody Seals Present/Intact	Y N NA
Custody Signatures Present	Y N NA
Collector Signature Present	Y N NA
Bottles Intact	Y N NA
Correct Bottles	Y N NA
Sufficient Volume	Y N NA
Samples Received on Ice	Y N NA
VOA - Headspace Acceptable	Y N NA
USDA Regulated Soils	Y N NA
Samples in Holding Time	Y N NA
Residual Chlorine Present	Y N NA
Cl Strips: _____	
Sample pH Acceptable	Y N NA
pH Strips: _____	
Sulfide Present	Y N NA
Lead Acetate Strips: _____	

LAB USE ONLY:
Lab Sample # / Comments:

* Matrix Codes (Insert in Matrix box below): Drinking Water (DW), Ground Water (GW), Wastewater (WW), Product (P), Soil/Solid (SL), Oil (OL), Wipe (WP), Air (AR), Tissue (TS), Bioassay (B), Vapor (V), Other (OT)

Customer Sample ID	Matrix *	Comp / Grab	Collected (or Composite Start) Date	Time	Composite End Date	Time	Res Cl	# of Ctns	VOCs by 8260	% Moisture	Lab Sample # / Comments
GP-11 SL (23.75-24.25	SL	G			5/27	11:50		4	X	X	011
GP-11 SL (24.75-25.25)	↓	↓			↓	11:55		4	X	X	012
GP-12 SL (4.25-4.75)	↓	↓			↓	12:18		4	X	X	013
GP-12 SL (16.00-16.50)	↓	↓			↓	12:21		4	X	X	014
GP-12 SL (23.25-23.75)	↓	↓			↓	12:26		4	X	X	015
GP-12 SL (24.00-24.50)	↓	↓			↓	12:30		4	X	X	016
GP-13 SL (14.00-14.50) MS/MSD3	↓	↓			↓	13:20		12	X	X	017
GP-13 SL (18.75-19.25)	↓	↓			↓	13:24		4	X	X	018
GP-13 SL (23.00-23.50)	↓	↓			↓	13:36		4	X	X	019
GP-13 SL (23.50-24.00)	↓	↓			↓	13:40		4	X	X	020

Customer Remarks / Special Conditions / Possible Hazards: Shortlist on first page

Type of Ice Used: Wet Blue Dry None
Packing Material Used:
Radchem sample(s) screened (<500 cpm): Y N NA

SHORT HOLDS PRESENT (<72 hours): Y N N/A
Lab Tracking #: 2396535
Samples received via: FEDEX UPS Client Courier Pace Courier

Lab Sample Temperature Info:
Temp Blank Received: Y N NA
Therm ID#: A
Cooler 1 Temp Upon Receipt: 4.9 oC
Cooler 1 Therm Corr. Factor: +0.1 oC
Cooler 1 Corrected Temp: 5.0 oC
Comments:

Relinquished by/Company: (Signature)	Date/Time:	Received by/Company: (Signature)	Date/Time:
Garrett Page IWM	5/28 8:26	[signature]	5/28/20 0826
Relinquished by/Company: (Signature)	Date/Time:	Received by/Company: (Signature)	Date/Time:
Relinquished by/Company: (Signature)	Date/Time:	Received by/Company: (Signature)	Date/Time:

MTJL LAB USE ONLY
Table #:
Acctnum:
Template:
Prelogin:
PM:
PB:

Trip Blank Received: Y N NA
HCL MeOH TSP Other

Non Conformance(s): YES / NO
Page: 2 of: 5

Pace Analytical®

CHAIN-OF-CUSTODY Analytical Request Document

Chain-of-Custody is a LEGAL DOCUMENT - Complete all relevent fields

LAB USE ONLY- Affix Workorder/Login Label Here or List Pace Workorder Number or MTJL Log-in Number Here

ALL SHADED AREAS are for LAB USE ONLY

Company: IWM Consultants

Address: 7428 Rockville Rd

Report To: Brad Gentry

Copy To:

Billing Information: SAME

Email To: bgentry@iwmconsult.com

Site Collection Info/Address:

Customer Project Name/Number: Amphenol

State: IN / County/City: Franklin

Time Zone Collected: [ ] PT [ ] MT [ ] CT [X] ET

Phone: 317-347-1111

Email:

Site/Facility ID #:

Compliance Monitoring? [ ] Yes [ ] No

Collected By (print): Garrett Page

Purchase Order #:

Quote #: Level IV QA/QC

DW PWS ID #:

DW Location Code:

Collected By (signature): Garrett Page

Turnaround Date Required: Standard

Immediately Packed on Ice: [X] Yes [ ] No

Sample Disposal: [X] Dispose as appropriate [ ] Return [ ] Archive: _____ [ ] Hold: _____

Rush: [ ] Same Day [ ] Next Day [ ] 2 Day [ ] 3 Day [ ] 4 Day [ ] 5 Day (Expedite Charges Apply)

Field Filtered (if applicable): [ ] Yes [ ] No

Analysis: _____

* Matrix Codes (Insert in Matrix box below): Drinking Water (DW), Ground Water (GW), Wastewater (WW), Product (P), Soil/Solid (SL), Oil (OL), Wipe (WP), Air (AR), Tissue (TS), Bioassay (B), Vapor (V), Other (OT)

Container Preservative Type **

Lab Project Manager:

** Preservative Types: (1) nitric acid, (2) sulfuric acid, (3) hydrochloric acid, (4) sodium hydroxide, (5) zinc acetate, (6) methanol, (7) sodium bisulfate, (8) sodium thiosulfate, (9) hexane, (A) ascorbic acid, (B) ammonium sulfate, (C) ammonium hydroxide, (D) TSP, (U) Unpreserved, (O) Other _____

Analyses

Lab Profile/Line:

Lab Sample Receipt Checklist:

Custody Seals Present/Intact Y N NA
Custody Signatures Present Y N NA
Collector Signature Present Y N NA
Bottles Intact Y N NA
Correct Bottles Y N NA
Sufficient Volume Y N NA
Samples Received on Ice Y N NA
VOA - Headspace Acceptable Y N NA
USDA Regulated Soils Y N NA
Samples in Holding Time Y N NA
Residual Chlorine Present Y N NA
Cl Strips: _____
Sample pH Acceptable Y N NA
pH Strips: _____
Sulfide Present Y N NA
Lead Acetate Strips: _____

LAB USE ONLY:
Lab Sample # / Comments:

Customer Sample ID	Matrix *	Comp / Grab	Collected (or Composite Start) Date	Collected (or Composite Start) Time	Composite End Date	Composite End Time	Res Cl	# of Ctns	VOCs by 8260 (Shortlist)	% Moisture	Lab Sample # / Comments
GP-14 SL (18.75-19.25)	SL	G			5/27	14:20		4	X	X	021
GP-14 SL (19.75-20.25)						14:24		4	X	X	022
GP-14 SL (22.00-23.00)						14:28		4	X	X	023
GP-14 SL (24.00-24.50)						14:32		4	X	X	024
GP-15 SL (13.00-13.50)						14:58		4	X	X	025
GP-15 SL (19.75-20.25)						15:08		4	X	X	026
GP-15 SL (22.00-22.50)						15:12		4	X	X	027
GP-15 SL (23.00-23.50)						15:20		4	X	X	028
GP-16 SL (18.75-19.25)						15:37		4	X	X	029
GP-16 SL (22.50-23.00)						15:45		4	X	X	030

Customer Remarks / Special Conditions / Possible Hazards: Shortlist on first page

Type of Ice Used: Wet Blue Dry None

Packing Material Used:

Radchem sample(s) screened (<500 cpm): Y N NA

SHORT HOLDS PRESENT (<72 hours): Y N N/A

Lab Tracking #: 2396534

Samples received via: FEDEX UPS Client Courier Pace Courier

Lab Sample Temperature Info:
Temp Blank Received: [X] N NA
Therm ID#: A
Cooler 1 Temp Upon Receipt: 4.9 oC
Cooler 1 Therm Corr. Factor: +0.1 oC
Cooler 1 Corrected Temp: 5.0 oC
Comments:

Relinquished by/Company: (Signature)	Date/Time:	Received by/Company: (Signature)	Date/Time:
Garrett Page IWM	5/28 8:26	[signature]	5/28/20 0826
Relinquished by/Company: (Signature)	Date/Time:	Received by/Company: (Signature)	Date/Time:
Relinquished by/Company: (Signature)	Date/Time:	Received by/Company: (Signature)	Date/Time:

MTJL LAB USE ONLY
Table #:
Acctnum:
Template:
Prelogin:
PM:
PB:

Trip Blank Received: Y N NA
HCL MeOH TSP Other

Non Conformance(s): YES / NO

Pace Analytical®

CHAIN-OF-CUSTODY Analytical Request Document

Chain-of-Custody is a LEGAL DOCUMENT - Complete all relevent fields

LAB USE ONLY- Affix Workorder/Login Label Here or List Pace Workorder Number or MTJL Log-in Number Here

ALL SHADED AREAS are for LAB USE ONLY

Company: FWM Consulting	Billing Information: SAME
Address: 7428 Rockville Rd	
Report To: Brad Gentry	Email To: bgentry@iwmconsult.com
Copy To:	Site Collection Info/Address:
Customer Project Name/Number: Amphenol	State: IN County/City: Franklin Time Zone Collected: [ ] PT [ ] MT [ ] CT [X] ET
Phone: Email:	Site/Facility ID #: Compliance Monitoring? [ ] Yes [ ] No
Collected By (print): Garrett Page	Purchase Order #: Quote #: Level IV QA/QC DW PWS ID #: DW Location Code:
Collected By (signature): Garrett Page	Turnaround Date Required: Standard Immediately Packed on Ice: [X] Yes [ ] No
Sample Disposal: [X] Dispose as appropriate [ ] Return [ ] Archive: ____ [ ] Hold: ____	Rush: [ ] Same Day [ ] Next Day [ ] 2 Day [ ] 3 Day [ ] 4 Day [ ] 5 Day (Expedite Charges Apply) Field Filtered (if applicable): [ ] Yes [ ] No Analysis: ____

* Matrix Codes (Insert in Matrix box below): Drinking Water (DW), Ground Water (GW), Wastewater (WW), Product (P), Soil/Solid (SL), Oil (OL), Wipe (WP), Air (AR), Tissue (TS), Bioassay (B), Vapor (V), Other (OT)

Container Preservative Type **

Lab Project Manager:

** Preservative Types: (1) nitric acid, (2) sulfuric acid, (3) hydrochloric acid, (4) sodium hydroxide, (5) zinc acetate, (6) methanol, (7) sodium bisulfate, (8) sodium thiosulfate, (9) hexane, (A) ascorbic acid, (B) ammonium sulfate, (C) ammonium hydroxide, (D) TSP, (U) Unpreserved, (O) Other ____

Analyses

Lab Profile/Line:

Lab Sample Receipt Checklist: Shg Seal

Custody Seals Present/Intact	Y N NA
Custody Signatures Present	Y N NA
Collector Signature Present	Y N NA
Bottles Intact	Y N NA
Correct Bottles	Y N NA
Sufficient Volume	Y N NA
Samples Received on Ice	Y N NA
VOA - Headspace Acceptable	Y N NA
USDA Regulated Soils	Y N NA
Samples in Holding Time	Y N NA
Residual Chlorine Present	Y N NA
Cl Strips: ____	
Sample pH Acceptable	Y N NA
pH Strips: ____	
Sulfide Present	Y N NA
Lead Acetate Strips: ____	

LAB USE ONLY:
Lab Sample # / Comments:

Customer Sample ID	Matrix *	Comp / Grab	Collected (or Composite Start) Date	Collected (or Composite Start) Time	Composite End Date	Composite End Time	Res Cl	# of Ctns	VOCs by 8260 (Shortlist)	% Moisture	Lab Sample # / Comments
GP-16 SL (23.25-23.75	SL	G			5/27	15:55		4	X	X	031
GP-16 SL (23.85-24.35)	↓	↓			↓	16:01		4	X	X	032
GP-17 SL (13.50-14.00)	↓	↓			↓	16:10		4	X	X	033
GP-17 SL (16.75-17.25)	↓	↓			↓	16:13		4	X	X	034
GP-17 SL (22.35-22.85)	↓	↓			↓	16:20		4	X	X	035
GP-17 SL (22.85-23.35)	↓	↓			↓	16:37		4	X	X	036
TB-2	WT					9:05		3	X		041
EB-2 WT	WT	G				10:50		3	X		042
FD-4 SL	SL	G				—		4	X	X	037
FD-5 SL	SL	G				—		4	X	X	038

Customer Remarks / Special Conditions / Possible Hazards: Shortlist on page 1

Type of Ice Used: Wet Blue Dry None

Packing Material Used:

Radchem sample(s) screened (<500 cpm): Y N NA

SHORT HOLDS PRESENT (<72 hours): Y N N/A

Lab Tracking #: 2396539

Samples received via: FEDEX UPS Client Courier Pace Courier

Lab Sample Temperature Info:
Temp Blank Received: Y N NA
Therm ID#: A
Cooler 1 Temp Upon Receipt: 4.9 oC
Cooler 1 Therm Corr. Factor: +0.1 oC
Cooler 1 Corrected Temp: 5.0 oC
Comments:

Relinquished by/Company: (Signature)	Date/Time:	Received by/Company: (Signature)	Date/Time:
Garrett Page IWM	5/28 8:26	[signature]	5/28/20 0826
Relinquished by/Company: (Signature)	Date/Time:	Received by/Company: (Signature)	Date/Time:
Relinquished by/Company: (Signature)	Date/Time:	Received by/Company: (Signature)	Date/Time:

MTJL LAB USE ONLY
Table #:
Acctnum:
Template:
Prelogin:
PM:
PB:

Trip Blank Received: Y N NA
HCL MeOH TSP Other

Non Conformance(s): YES / NO

Page: 4 of: 5

Pace Analytical®

CHAIN-OF-CUSTODY Analytical Request Document

Chain-of-Custody is a LEGAL DOCUMENT - Complete all relevent fields

LAB USE ONLY- Affix Workorder/Login Label Here or List Pace Workorder Number or MTJL Log-in Number Here

ALL SHADED AREAS are for LAB USE ONLY

Company: IWM Consulting

Address: 7428 Rockville Rd

Report To: Brad Gentry

Copy To:

Customer Project Name/Number: Amphenol

Phone: 317-347-111
Email:

Collected By (print): Garrett Page

Collected By (signature): Garrett Page

Sample Disposal: [X] Dispose as appropriate [ ] Return [ ] Archive: _____ [ ] Hold: _____

Billing Information: SAME

Email To: bgentry@iwmconsult.com

Site Collection Info/Address:

State: IN County/City: Franklin Time Zone Collected: [ ] PT [ ] MT [ ] CT [X] ET

Site/Facility ID #:

Compliance Monitoring? [ ] Yes [ ] No

Purchase Order #:
Quote #: Level IV QA/QC

DW PWS ID #:
DW Location Code:

Turnaround Date Required: Standard

Immediately Packed on Ice: [X] Yes [ ] No

Rush: [ ] Same Day [ ] Next Day [ ] 2 Day [ ] 3 Day [ ] 4 Day [ ] 5 Day (Expedite Charges Apply)

Field Filtered (if applicable): [ ] Yes [ ] No

Analysis: _____

* Matrix Codes (Insert in Matrix box below): Drinking Water (DW), Ground Water (GW), Wastewater (WW), Product (P), Soil/Solid (SL), Oil (OL), Wipe (WP), Air (AR), Tissue (TS), Bioassay (B), Vapor (V), Other (OT)

Container Preservative Type **

Lab Project Manager:

** Preservative Types: (1) nitric acid, (2) sulfuric acid, (3) hydrochloric acid, (4) sodium hydroxide, (5) zinc acetate, (6) methanol, (7) sodium bisulfate, (8) sodium thiosulfate, (9) hexane, (A) ascorbic acid, (B) ammonium sulfate, (C) ammonium hydroxide, (D) TSP, (U) Unpreserved, (O) Other _____

Analyses

Lab Profile/Line:

Lab Sample Receipt Checklist: [illegible]

Custody Seals Present/Intact	Y N NA
Custody Signatures Present	Y N NA
Collector Signature Present	Y N NA
Bottles Intact	Y N NA
Correct Bottles	Y N NA
Sufficient Volume	Y N NA
Samples Received on Ice	Y N NA
VOA - Headspace Acceptable	Y N NA
USDA Regulated Soils	Y N NA
Samples in Holding Time	Y N NA
Residual Chlorine Present	Y N NA
Cl Strips: _____	
Sample pH Acceptable	Y N NA
pH Strips: _____	
Sulfide Present	Y N NA
Lead Acetate Strips: _____	

LAB USE ONLY:
Lab Sample # / Comments:

Customer Sample ID	Matrix *	Comp / Grab	Collected (or Composite Start) Date	Collected (or Composite Start) Time	Composite End Date	Composite End Time	Res Cl	# of Ctns	VOCs by 8260 (Shortlist)	% Moisture	Lab Sample # / Comments
FD-6 SL	SL	G			5/27	—		4	X	X	039
FD-7 SL	↓	↓			↓	—		4	X	X	040

Customer Remarks / Special Conditions / Possible Hazards: Shortlist on page 1

Type of Ice Used: Wet Blue Dry None

Packing Material Used:

Radchem sample(s) screened (<500 cpm): Y N NA

SHORT HOLDS PRESENT (<72 hours): Y N N/A

Lab Tracking #: 2396538

Samples received via: FEDEX UPS Client Courier Pace Courier

Lab Sample Temperature Info:
Temp Blank Received: Y N NA
Therm ID#: A
Cooler 1 Temp Upon Receipt: 4.9 oC
Cooler 1 Therm Corr. Factor: +0.1 oC
Cooler 1 Corrected Temp: 5.0 oC
Comments:

Relinquished by/Company: (Signature)	Date/Time:	Received by/Company: (Signature)	Date/Time:
[illegible] Pace IWM	5/28 8:26	[illegible]	5/28/26 0826
Relinquished by/Company: (Signature)	Date/Time:	Received by/Company: (Signature)	Date/Time:
Relinquished by/Company: (Signature)	Date/Time:	Received by/Company: (Signature)	Date/Time:

MTJL LAB USE ONLY
Table #:
Acctnum:
Template:
Prelogin:
PM:
PB:

Trip Blank Received: Y N NA
HCL MeOH TSP Other

Non Conformance(s): YES / NO

Page: 5 of: 5

Pace Analytical

SAMPLE CONDITION UPON RECEIPT FORM

Project #: 50258245

Date/Time and Initials of person examining contents: MR 5/28/20 0945

Courier: ☐ Fed Ex ☐ UPS ☐ USPS ☑ Client ☐ Commercial ☐ Pace ☐ Other _____

Tracking #: _____

Custody Seal on Cooler/Box Present: ☐ Yes ☑ No **Seals Intact:** ☐ Yes ☑ No

Packing Material: ☐ Bubble Wrap ☐ Bubble Bags ☑ None ☐ Other _____

Thermometer: 1 2 3 4 5 6 (A) B C D E F Ice Type: ☑ Wet ☐ Blue ☐ None | Samples collected today and on ice: ☐ Yes ☐ No ☑ N/A

Cooler Temperature: 4.9/5.0 Ice Visible in Sample Containers?: ☐ Yes ☑ No ☐ N/A

(Initial/Corrected) Temp should be above freezing to 6°C If temp. is Over 6°C or under 0°C, was the PM Notified?: ☐ Yes ☐ No ☑ N/A

All discrepancies will be written out in the comments section below.

	Yes	No		Yes	No	N/A
Are samples from West Virginia? Document any containers out of temp.		✓	All containers needing acid/base pres. Have been checked?: **exceptions: VOA, coliform, LLHg, O&G, and any container with a septum cap or preserved with HCl.** All containers needing preservation are found to be in compliance with EPA recommendation (<2, >9, >12) unless otherwise noted.			✓
USDA Regulated Soils? (ID, NY, WA, OR,CA, NM, TX, OK, AR, LA, TN, AL, MS, NC, SC, GA, FL, or Puerto Rico)		✓				
Chain of Custody Present:	✓		Circle: HNO3 H2SO4 NaOH NaOH/ZnAc			
Chain of Custody Filled Out:	✓		Dissolved Metals field filtered?:			✓
Short Hold Time Analysis (<72hr)?: Analysis: Tc	✓		Headspace Wisconsin Sulfide			✓
Time 5035A TC placed in Freezer or Short Holds To Lab: 1005				Present	Absent	N/A
			Residual Chlorine Check (SVOC 625 Pest/PCB 608)			✓
			Residual Chlorine Check (Total/Amenable/Free Cyanide)			✓
Rush TAT Requested:		✓	Headspace in VOA Vials (>6mm):		✓	
Containers Intact?: MR ✗		✓	Trip Blank Present?:	✓		
Sample Labels (IDs/Dates/Times) Match COC?: Except TCs, which only require sample ID	✓		Trip Blank Custody Seals?:	✓		
Extra labels on Terracore Vials (soils only)?		✓				

Comments: RCVD BROKEN GP-16SL (22.5 - 23.0) ~~MR~~ RCVD ½ DI TC VIAL, MEOH VIAL RCVD EMPTY GP-14SL (24.0 - 24.5)

COC PAGE 1 of 5

Sample Container Count

Sample Line Item	WGFU	SBS Q ~~DK~~ Kit R	DG9H VG9H	VOA VIALS (>6mm)	VG9U	DG9U	DG9T	AG0U	AG1H	AG1U	AG3S	BP1U	BP1N	BP2U	BP3U	BP3N	BP3F	BP3S	BP3B	BP3Z	CG3H					Matrix	pH <2	pH >9	pH>12
1		4																								Sc			
2																													
3																													
4																													
5																													
6																													
7																													
8																													
9																													
10																													
11																													
12																													

Container Codes

Glass

DG9B	40mL Na Bisulfate amber vial	AG0U	100mL unpres amber glass
DG9H	40mL HCl amber voa vial	AG1H	1L HCl amber glass
DG9M	40mL MeOH clear vial	AG1S	1L H2SO4 amber glass
DG9P	40mL TSP amber vial	AG1T	1L Na Thiosulfate amber glass
DG9S	40mL H2SO4 amber vial	AG1U	1liter unpres amber glass
DG9T	40mL Na Thio amber vial	AG2N	500mL HNO3 amber glass
DG9U	40mL unpreserved **amber** vial	AG2S	500mL H2SO4 amber glass
VG9H	40mL HCl clear vial	AG2U	500mL unpres amber glass
VG9T	40mL Na Thio. clear vial	AG3S	250mL H2SO4 amber glass
VG9U	40mL unpreserved **clear** vial	AG3U	250mL unpres amber glass
VGFX	40mL w/hexane wipe vial	BG1H	1L HCl clear glass
VSG	Headspace septa vial & HCl	BG1S	1L H2SO4 clear glass
WGKU	8oz unpreserved clear jar	BG1T	1L Na Thiosulfate clear glass
WGFU	4oz clear soil jar	BG1U	1L unpreserved glass
JGFU	4oz unpreserved amber wide	BG3H	250mL HCl Clear Glass
CG3H	250mL clear glass HCl	BG3U	250mL Unpres Clear Glass

Plastic / Misc.

BP1A	1L NaOH, Asc Acid plastic
BP1N	1L HNO3 plastic
BP1S	1L H2SO4 plastic
BP1U	1L unpreserved plastic
BP1Z	1L NaOH, Zn, Ac
BP2A	500mL NaOH, Asc Acid plastic
BP2N	500mL HNO3 plastic
BP2O	500mL NaOH plastic
BP2S	500mL H2SO4 plastic
BP2U	500mL unpreserved plastic
BP2Z	500mL NaOH, Zn Ac
BP3B	250mL NaOH plastic
BP3N	250mL HNO3 plastic
BP3F	250mL HNO3 plastic (field filtered)
BP3U	250mL unpreserved plastic
BP3S	250mL H2SO4 plastic
BP3Z	250mL NaOH, Zn Ac plastic

AF	Air Filter
C	Air Cassettes
R	Terra core kit
SP5T	120mL Coliform Na Thiosulfate
U	Summa Can
ZPLC	Ziploc Bag

WT	Water
SL	Solid
NAL	Non-aqueous liquid
WP	Wipe

F-IN-Q-270-rev.11,26Sep2019

COC PAGE 2 of 5

Sample Container Count

Sample Line Item	WGFU	SBS DI BR Kit R	DG9H VG9H	VOA VIALS (>6mm)	VG9U	DG9U	DG9T	AG0U	AG1H	AG1U	AG3S	BP1U	BP1N	BP2U	BP3U	BP3N	BP3F	BP3S	BP3B	BP3Z	CG3H					Matrix	pH <2	pH >9	pH>12
1		4																								SL			
2		↓																								↓			
3																													
4																													
5																													
6																													
7		12																											
8		4																											
9		↓																											
10																													
11																													
12																													

Container Codes

Glass

DG9B	40mL Na Bisulfate amber vial	AG0U	100mL unpres amber glass
DG9H	40mL HCl amber voa vial	AG1H	1L HCl amber glass
DG9M	40mL MeOH clear vial	AG1S	1L H2SO4 amber glass
DG9P	40mL TSP amber vial	AG1T	1L Na Thiosulfate amber glass
DG9S	40mL H2SO4 amber vial	AG1U	1liter unpres amber glass
DG9T	40mL Na Thio amber vial	AG2N	500mL HNO3 amber glass
DG9U	40mL unpreserved **amber** vial	AG2S	500mL H2SO4 amber glass
VG9H	40mL HCl clear vial	AG2U	500mL unpres amber glass
VG9T	40mL Na Thio. clear vial	AG3S	250mL H2SO4 amber glass
VG9U	40mL unpreserved **clear** vial	AG3U	250mL unpres amber glass
VGFX	40mL w/hexane wipe vial	BG1H	1L HCl clear glass
VSG	Headspace septa vial & HCl	BG1S	1L H2SO4 clear glass
WGKU	8oz unpreserved clear jar	BG1T	1L Na Thiosulfate clear glass
WGFU	4oz clear soil jar	BG1U	1L unpreserved glass
JGFU	4oz unpreserved amber wide	BG3H	250mL HCl Clear Glass
CG3H	250mL clear glass HCl	BG3U	250mL Unpres Clear Glass

Plastic / Misc.

BP1A	1L NaOH, Asc Acid plastic	BP3U	250mL unpreserved plastic
BP1N	1L HNO3 plastic	BP3S	250mL H2SO4 plastic
BP1S	1L H2SO4 plastic	BP3Z	250mL NaOH, Zn Ac plastic
BP1U	1L unpreserved plastic		
BP1Z	1L NaOH, Zn, Ac		
BP2A	500mL NaOH, Asc Acid plastic		
BP2N	500mL HNO3 plastic		
BP2O	500mL NaOH plastic		
BP2S	500mL H2SO4 plastic		
BP2U	500mL unpreserved plastic		
BP2Z	500mL NaOH, Zn Ac		
BP3B	250mL NaOH plastic		
BP3N	250mL HNO3 plastic		
BP3F	250mL HNO3 plastic (field filtered)		

AF	Air Filter
C	Air Cassettes
R	Terra core kit
SP5T	120mL Coliform Na Thiosulfate
U	Summa Can
ZPLC	Ziploc Bag

WT	Water
SL	Solid
NAL	Non-aqueous liquid
WP	Wipe

F-IN-Q-270-rev.11,26Sep2019

COC PAGE 3 of 5

Sample Container Count

Sample Line Item	WGFU	SBS ~~DP~~ ~~BK~~ Kit R	DG9H VG9H	VOA VIALS (>6mm)	VG9U	DG9U	DG9T	AG0U	AG1H	AG1U	AG3S	BP1U	BP1N	BP2U	BP3U	BP3N	BP3F	BP3S	BP3B	BP3Z	CG3H					Matrix	pH <2	pH >9	pH>12
1		4																								SL			
2		↓																								↓			
3																													
4		3																											
5		4																											
6		↓																											
7																													
8																													
9		↓																											
10		3																											
11																													
12																													

Container Codes

Glass

DG9B	40mL Na Bisulfate amber vial	AG0U	100mL unpres amber glass
DG9H	40mL HCl amber voa vial	AG1H	1L HCl amber glass
DG9M	40mL MeOH clear vial	AG1S	1L H2SO4 amber glass
DG9P	40mL TSP amber vial	AG1T	1L Na Thiosulfate amber glass
DG9S	40mL H2SO4 amber vial	AG1U	1liter unpres amber glass
DG9T	40mL Na Thio amber vial	AG2N	500mL HNO3 amber glass
DG9U	40mL unpreserved **amber** vial	AG2S	500mL H2SO4 amber glass
VG9H	40mL HCl clear vial	AG2U	500mL unpres amber glass
VG9T	40mL Na Thio. clear vial	AG3S	250mL H2SO4 amber glass
VG9U	40mL unpreserved **clear** vial	AG3U	250mL unpres amber glass
VGFX	40mL w/hexane wipe vial	BG1H	1L HCl clear glass
VSG	Headspace septa vial & HCl	BG1S	1L H2SO4 clear glass
WGKU	8oz unpreserved clear jar	BG1T	1L Na Thiosulfate clear glass
WGFU	4oz clear soil jar	BG1U	1L unpreserved glass
JGFU	4oz unpreserved amber wide	BG3H	250mL HCl Clear Glass
CG3H	250mL clear glass HCl	BG3U	250mL Unpres Clear Glass

Plastic / Misc.

BP1A	1L NaOH, Asc Acid plastic
BP1N	1L HNO3 plastic
BP1S	1L H2SO4 plastic
BP1U	1L unpreserved plastic
BP1Z	1L NaOH, Zn, Ac
BP2A	500mL NaOH, Asc Acid plastic
BP2N	500mL HNO3 plastic
BP2O	500mL NaOH plastic
BP2S	500mL H2SO4 plastic
BP2U	500mL unpreserved plastic
BP2Z	500mL NaOH, Zn Ac
BP3B	250mL NaOH plastic
BP3N	250mL HNO3 plastic
BP3F	250mL HNO3 plastic (field filtered)
BP3U	250mL unpreserved plastic
BP3S	250mL H2SO4 plastic
BP3Z	250mL NaOH, Zn Ac plastic

AF	Air Filter
C	Air Cassettes
R	Terra core kit
SP5T	120mL Coliform Na Thiosulfate
U	Summa Can
ZPLC	Ziploc Bag

WT	Water
SL	Solid
NAL	Non-aqueous liquid
WP	Wipe

F-IN-Q-270-rev.11,26Sep2019

COC PAGE 4 of 5

Sample Container Count

Sample Line Item	WGFU	SBS DP BK Kit R	DG9H VG9P	VOA VIALS (>6mm)	VG9U	DG9U	DG9T	AG0U	AG1H	AG1U	AG3S	BP1U	BP1N	BP2U	BP3U	BP3N	BP3F	BP3S	BP3B	BP3Z	CG3H					Matrix	pH <2	pH >9	pH>12
1		4																								SL			
2		↓																								↓			
3																													
4																													
5																													
6																													
7			3																							WT			
8			3																							WT			
9		4																								SL			
10		4																								SL			
11																													
12																													

Container Codes

Glass

DG9B	40mL Na Bisulfate amber vial	AG0U	100mL unpres amber glass
DG9H	40mL HCl amber voa vial	AG1H	1L HCl amber glass
DG9M	40mL MeOH clear vial	AG1S	1L H2SO4 amber glass
DG9P	40mL TSP amber vial	AG1T	1L Na Thiosulfate amber glass
DG9S	40mL H2SO4 amber vial	AG1U	1liter unpres amber glass
DG9T	40mL Na Thio amber vial	AG2N	500mL HNO3 amber glass
DG9U	40mL unpreserved **amber** vial	AG2S	500mL H2SO4 amber glass
VG9H	40mL HCl clear vial	AG2U	500mL unpres amber glass
VG9T	40mL Na Thio. clear vial	AG3S	250mL H2SO4 amber glass
VG9U	40mL unpreserved **clear** vial	AG3U	250mL unpres amber glass
VGFX	40mL w/hexane wipe vial	BG1H	1L HCl clear glass
VSG	Headspace septa vial & HCl	BG1S	1L H2SO4 clear glass
WGKU	8oz unpreserved clear jar	BG1T	1L Na Thiosulfate clear glass
WGFU	4oz clear soil jar	BG1U	1L unpreserved glass
JGFU	4oz unpreserved amber wide	BG3H	250mL HCl Clear Glass
CG3H	250mL clear glass HCl	BG3U	250mL Unpres Clear Glass

Plastic / Misc.

BP1A	1L NaOH, Asc Acid plastic
BP1N	1L HNO3 plastic
BP1S	1L H2SO4 plastic
BP1U	1L unpreserved plastic
BP1Z	1L NaOH, Zn, Ac
BP2A	500mL NaOH, Asc Acid plastic
BP2N	500mL HNO3 plastic
BP2O	500mL NaOH plastic
BP2S	500mL H2SO4 plastic
BP2U	500mL unpreserved plastic
BP2Z	500mL NaOH, Zn Ac
BP3B	250mL NaOH plastic
BP3N	250mL HNO3 plastic
BP3F	250mL HNO3 plastic (field filtered)
BP3U	250mL unpreserved plastic
BP3S	250mL H2SO4 plastic
BP3Z	250mL NaOH, Zn Ac plastic

AF	Air Filter
C	Air Cassettes
R	Terra core kit
SP5T	120mL Coliform Na Thiosulfate
U	Summa Can
ZPLC	Ziploc Bag

WT	Water
SL	Solid
NAL	Non-aqueous liquid
WP	Wipe

F-IN-Q-270-rev.11,26Sep2019

COC PAGE 5 of 5

Sample Container Count

Sample Line Item	WGFU	SBS DP BK Kit R	DG9H VG9H	VOA VIALS (>6mm)	VG9U	DG9U	DG9T	AG0U	AG1H	AG1U	AG3S	BP1U	BP1N	BP2U	BP3U	BP3N	BP3F	BP3S	BP3B	BP3Z	CG3H					Matrix	pH <2	pH >9	pH>12
1		4																								SL			
2		4																								SL			
3																													
4																													
5																													
6																													
7																													
8																													
9																													
10																													
11																													
12																													

Container Codes

Glass

DG9B	40mL Na Bisulfate amber vial	AG0U	100mL unpres amber glass
DG9H	40mL HCl amber voa vial	AG1H	1L HCl amber glass
DG9M	40mL MeOH clear vial	AG1S	1L H2SO4 amber glass
DG9P	40mL TSP amber vial	AG1T	1L Na Thiosulfate amber glass
DG9S	40mL H2SO4 amber vial	AG1U	1liter unpres amber glass
DG9T	40mL Na Thio amber vial	AG2N	500mL HNO3 amber glass
DG9U	40mL unpreserved **amber** vial	AG2S	500mL H2SO4 amber glass
VG9H	40mL HCl clear vial	AG2U	500mL unpres amber glass
VG9T	40mL Na Thio. clear vial	AG3S	250mL H2SO4 amber glass
VG9U	40mL unpreserved **clear** vial	AG3U	250mL unpres amber glass
VGFX	40mL w/hexane wipe vial	BG1H	1L HCl clear glass
VSG	Headspace septa vial & HCl	BG1S	1L H2SO4 clear glass
WGKU	8oz unpreserved clear jar	BG1T	1L Na Thiosulfate clear glass
WGFU	4oz clear soil jar	BG1U	1L unpreserved glass
JGFU	4oz unpreserved amber wide	BG3H	250mL HCl Clear Glass
CG3H	250mL clear glass HCl	BG3U	250mL Unpres Clear Glass

Plastic / Misc.

BP1A	1L NaOH, Asc Acid plastic
BP1N	1L HNO3 plastic
BP1S	1L H2SO4 plastic
BP1U	1L unpreserved plastic
BP1Z	1L NaOH, Zn, Ac
BP2A	500mL NaOH, Asc Acid plastic
BP2N	500mL HNO3 plastic
BP2O	500mL NaOH plastic
BP2S	500mL H2SO4 plastic
BP2U	500mL unpreserved plastic
BP2Z	500mL NaOH, Zn Ac
BP3B	250mL NaOH plastic
BP3N	250mL HNO3 plastic
BP3F	250mL HNO3 plastic (field filtered)
BP3U	250mL unpreserved plastic
BP3S	250mL H2SO4 plastic
BP3Z	250mL NaOH, Zn Ac plastic

AF	Air Filter
C	Air Cassettes
R	Terra core kit
SP5T	120mL Coliform Na Thiosulfate
U	Summa Can
ZPLC	Ziploc Bag

WT	Water
SL	Solid
NAL	Non-aqueous liquid
WP	Wipe

F-IN-Q-270-rev.11,26Sep2019

Pace Analytical Services, LLC
7726 Moller Road
Indianapolis, IN 46268
(317)228-3100

July 09, 2020

Mr. Chris Newell
IWM Consulting
7428 Rockville Road
Indianapolis, IN 46214

RE: Project: Amphenol
Pace Project No.: 50258418

Dear Mr. Newell:

Enclosed are the analytical results for sample(s) received by the laboratory on May 29, 2020. The results relate only to the samples included in this report. Results reported herein conform to the applicable TNI/NELAC Standards and the laboratory's Quality Manual, where applicable, unless otherwise noted in the body of the report.

The test results provided in this final report were generated by each of the following laboratories within the Pace Network:

- Pace Analytical Services - Indianapolis

Revised Report: This revision replaces previous report dated June 5, 2020. GP-26 samples were removed from 50258418 to report separately per client request. SAB 06/12/20

Revised Report: This revision replaces previous report dated June 12, 2020. "J" flagged results included for samples 003-004, 008-015, 037, 038, 040, 045, 048 per client request. SAB 07/09/20

If you have any questions concerning this report, please feel free to contact me.

Sincerely,

Susan Brotherton

Sue Brotherton
sue.brotherton@pacelabs.com
(317)228-3100
Project Manager

Enclosures

cc: Mr. Brad Gentry, IWM Consulting
Mr. Chris Parks, IWM Consulting Group

This report shall not be reproduced, except in full,
without the written consent of Pace Analytical Services, LLC.

Pace Analytical Services, LLC
7726 Moller Road
Indianapolis, IN 46268
(317)228-3100

CERTIFICATIONS

Project:	Amphenol
Pace Project No.:	50258418

Pace Analytical Services Indianapolis

7726 Moller Road, Indianapolis, IN 46268
Illinois Accreditation #: 200074
Indiana Drinking Water Laboratory #: C-49-06
Kansas/TNI Certification #: E-10177
Kentucky UST Agency Interest #: 80226
Kentucky WW Laboratory ID #: 98019
Michigan Drinking Water Laboratory #9050
Ohio VAP Certified Laboratory #: CL0065
Oklahoma Laboratory #: 9204
Texas Certification #: T104704355
West Virginia Certification #: 330
Wisconsin Laboratory #: 999788130
USDA Soil Permit #: P330-19-00257

This report shall not be reproduced, except in full,
without the written consent of Pace Analytical Services, LLC.

Pace Analytical Services, LLC
7726 Moller Road
Indianapolis, IN 46268
(317)228-3100

SAMPLE SUMMARY

Project: Amphenol
Pace Project No.: 50258418

Lab ID	Sample ID	Matrix	Date Collected	Date Received
50258418001	**GP-18 SL (15.00-15.50)**	Solid	05/28/20 09:28	05/29/20 09:17
50258418002	**GP-18 SL (21.50-22.00)**	Solid	05/28/20 09:35	05/29/20 09:17
50258418003	**GP-18 SL (22.00-22.50)**	Solid	05/28/20 09:43	05/29/20 09:17
50258418004	**GP-18 SL (22.60-23.10)**	Solid	05/28/20 09:49	05/29/20 09:17
50258418005	**GP-19 SL (17.50-18.00)**	Solid	05/28/20 10:15	05/29/20 09:17
50258418006	**GP-19 SL (19.75-20.25)**	Solid	05/28/20 10:30	05/29/20 09:17
50258418007	**GP-19 SL (21.35-21.85)**	Solid	05/28/20 10:33	05/29/20 09:17
50258418008	**GP-19 SL (21.85-22.35)**	Solid	05/28/20 10:35	05/29/20 09:17
50258418009	**GP-20 SL (17.50-18.00)**	Solid	05/28/20 10:59	05/29/20 09:17
50258418010	**GP-20 SL (20.00-20.50)**	Solid	05/28/20 11:01	05/29/20 09:17
50258418011	**GP-20 SL (21.00-21.50)**	Solid	05/28/20 11:05	05/29/20 09:17
50258418012	**GP-20 SL (21.50-22.00)**	Solid	05/28/20 11:10	05/29/20 09:17
50258418013	**GP-21 SL (16.75-17.25)**	Solid	05/28/20 11:49	05/29/20 09:17
50258418014	**GP-21 SL (19.15-19.65)**	Solid	05/28/20 11:54	05/29/20 09:17
50258418015	**GP-21 SL (19.75-20.25)**	Solid	05/28/20 11:59	05/29/20 09:17
50258418016	**GP-21 SL (20.75-21.25)**	Solid	05/28/20 12:05	05/29/20 09:17
50258418017	**GP-22 SL (12.50-13.00)**	Solid	05/28/20 12:37	05/29/20 09:17
50258418018	**GP-22 SL (15.75-16.25)**	Solid	05/28/20 12:40	05/29/20 09:17
50258418019	**GP-22 SL (17.50-18.00)**	Solid	05/28/20 12:46	05/29/20 09:17
50258418020	**GP-22 SL (19.75-20.25)**	Solid	05/28/20 12:52	05/29/20 09:17
50258418021	**GP-23 SL (12.50-13.00)**	Solid	05/28/20 13:13	05/29/20 09:17
50258418022	**GP-23 SL (20.75-21.25)**	Solid	05/28/20 13:20	05/29/20 09:17
50258418023	**GP-23 SL (21.50-22.00)**	Solid	05/28/20 13:30	05/29/20 09:17
50258418024	**GP-23 SL (22.40-22.90)**	Solid	05/28/20 13:37	05/29/20 09:17
50258418025	**GP-24 SL (12.00-12.50)**	Solid	05/28/20 13:58	05/29/20 09:17
50258418026	**GP-24 SL (17.75-18.25)**	Solid	05/28/20 14:07	05/29/20 09:17
50258418027	**GP-24 SL (18.65-19.15)**	Solid	05/28/20 14:12	05/29/20 09:17
50258418028	**GP-24 SL (19.25-19.75)**	Solid	05/28/20 14:18	05/29/20 09:17
50258418029	**GP-25 SL (12.50-13.00)**	Solid	05/28/20 14:35	05/29/20 09:17
50258418030	**GP-25 SL (15.75-16.25)**	Solid	05/28/20 14:38	05/29/20 09:17
50258418031	**GP-25 SL (18.50-19.00)**	Solid	05/28/20 14:41	05/29/20 09:17
50258418032	**GP-25 SL (19.00-19.50)**	Solid	05/28/20 14:43	05/29/20 09:17
50258418037	**GP-27 SL (17.50-18.00)**	Solid	05/28/20 15:55	05/29/20 09:17
50258418038	**GP-27 SL (19.75-20.25)**	Solid	05/28/20 16:01	05/29/20 09:17
50258418039	**GP-27 SL (21.00-21.50)**	Solid	05/28/20 16:05	05/29/20 09:17
50258418040	**GP-27 SL (21.55-22.05)**	Solid	05/28/20 16:10	05/29/20 09:17
50258418041	**GP-28 SL (12.50-13.00)**	Solid	05/28/20 16:39	05/29/20 09:17

This report shall not be reproduced, except in full,
without the written consent of Pace Analytical Services, LLC.

Pace Analytical Services, LLC
7726 Moller Road
Indianapolis, IN 46268
(317)228-3100

SAMPLE SUMMARY

Project: Amphenol
Pace Project No.: 50258418

Lab ID	Sample ID	Matrix	Date Collected	Date Received
50258418042	**GP-28 SL (13.00-13.50)**	Solid	05/28/20 16:42	05/29/20 09:17
50258418043	**GP-28 SL (21.95-22.45)**	Solid	05/28/20 16:49	05/29/20 09:17
50258418044	**GP-28 SL (22.50-23.00)**	Solid	05/28/20 16:52	05/29/20 09:17
50258418045	**FD-8 SL**	Solid	05/28/20 08:00	05/29/20 09:17
50258418046	**FD-9 SL**	Solid	05/28/20 08:00	05/29/20 09:17
50258418047	**FD-10 SL**	Solid	05/28/20 08:00	05/29/20 09:17
50258418048	**FD-11 SL**	Solid	05/28/20 08:00	05/29/20 09:17
50258418049	**FD-12 SL**	Solid	05/28/20 08:00	05/29/20 09:17
50258418050	**TB-3 WT**	Water	05/28/20 09:20	05/29/20 09:17
50258418051	**EB-3 WT**	Water	05/28/20 11:25	05/29/20 09:17

This report shall not be reproduced, except in full,
without the written consent of Pace Analytical Services, LLC.

Pace Analytical Services, LLC
7726 Moller Road
Indianapolis, IN 46268
(317)228-3100

SAMPLE ANALYTE COUNT

Project: Amphenol
Pace Project No.: 50258418

Lab ID	Sample ID	Method	Analysts	Analytes Reported	Laboratory
50258418001	**GP-18 SL (15.00-15.50)**	EPA 8260	LKC	12	PASI-I
		SM 2540G	RM1	1	PASI-I
50258418002	**GP-18 SL (21.50-22.00)**	EPA 8260	LKC	12	PASI-I
		SM 2540G	RM1	1	PASI-I
50258418003	**GP-18 SL (22.00-22.50)**	EPA 8260	LKC	12	PASI-I
		SM 2540G	RM1	1	PASI-I
50258418004	**GP-18 SL (22.60-23.10)**	EPA 8260	LKC	12	PASI-I
		SM 2540G	RM1	1	PASI-I
50258418005	**GP-19 SL (17.50-18.00)**	EPA 8260	LKC	12	PASI-I
		SM 2540G	RM1	1	PASI-I
50258418006	**GP-19 SL (19.75-20.25)**	EPA 8260	LKC	12	PASI-I
		SM 2540G	RM1	1	PASI-I
50258418007	**GP-19 SL (21.35-21.85)**	EPA 8260	LKC	12	PASI-I
		SM 2540G	RM1	1	PASI-I
50258418008	**GP-19 SL (21.85-22.35)**	EPA 8260	LKC	12	PASI-I
		SM 2540G	RM1	1	PASI-I
50258418009	**GP-20 SL (17.50-18.00)**	EPA 8260	LKC	12	PASI-I
		SM 2540G	RM1	1	PASI-I
50258418010	**GP-20 SL (20.00-20.50)**	EPA 8260	LKC	12	PASI-I
		SM 2540G	RM1	1	PASI-I
50258418011	**GP-20 SL (21.00-21.50)**	EPA 8260	LKC	12	PASI-I
		SM 2540G	RM1	1	PASI-I
50258418012	**GP-20 SL (21.50-22.00)**	EPA 8260	LKC	12	PASI-I
		SM 2540G	RM1	1	PASI-I
50258418013	**GP-21 SL (16.75-17.25)**	EPA 8260	LKC	12	PASI-I
		SM 2540G	RM1	1	PASI-I
50258418014	**GP-21 SL (19.15-19.65)**	EPA 8260	LKC	12	PASI-I
		SM 2540G	RM1	1	PASI-I
50258418015	**GP-21 SL (19.75-20.25)**	EPA 8260	LKC	12	PASI-I
		SM 2540G	RM1	1	PASI-I
50258418016	**GP-21 SL (20.75-21.25)**	EPA 8260	LKC	12	PASI-I
		SM 2540G	RM1	1	PASI-I
50258418017	**GP-22 SL (12.50-13.00)**	EPA 8260	LKC	12	PASI-I
		SM 2540G	RM1	1	PASI-I
50258418018	**GP-22 SL (15.75-16.25)**	EPA 8260	LKC	12	PASI-I
		SM 2540G	RM1	1	PASI-I
50258418019	**GP-22 SL (17.50-18.00)**	EPA 8260	LKC	12	PASI-I

This report shall not be reproduced, except in full,
without the written consent of Pace Analytical Services, LLC.

Pace Analytical Services, LLC
7726 Moller Road
Indianapolis, IN 46268
(317)228-3100

SAMPLE ANALYTE COUNT

Project: Amphenol
Pace Project No.: 50258418

Lab ID	Sample ID	Method	Analysts	Analytes Reported	Laboratory
		SM 2540G	RM1	1	PASI-I
50258418020	**GP-22 SL (19.75-20.25)**	EPA 8260	LKC	12	PASI-I
		SM 2540G	RM1	1	PASI-I
50258418021	**GP-23 SL (12.50-13.00)**	EPA 8260	LKC	12	PASI-I
		SM 2540G	RM1	1	PASI-I
50258418022	**GP-23 SL (20.75-21.25)**	EPA 8260	LKC	12	PASI-I
		SM 2540G	RM1	1	PASI-I
50258418023	**GP-23 SL (21.50-22.00)**	EPA 8260	LKC	12	PASI-I
		SM 2540G	RM1	1	PASI-I
50258418024	**GP-23 SL (22.40-22.90)**	EPA 8260	LKC	12	PASI-I
		SM 2540G	RM1	1	PASI-I
50258418025	**GP-24 SL (12.00-12.50)**	EPA 8260	LKC	12	PASI-I
		SM 2540G	RM1	1	PASI-I
50258418026	**GP-24 SL (17.75-18.25)**	EPA 8260	LKC	12	PASI-I
		SM 2540G	RM1	1	PASI-I
50258418027	**GP-24 SL (18.65-19.15)**	EPA 8260	LKC	12	PASI-I
		SM 2540G	RM1	1	PASI-I
50258418028	**GP-24 SL (19.25-19.75)**	EPA 8260	LKC	12	PASI-I
		SM 2540G	RM1	1	PASI-I
50258418029	**GP-25 SL (12.50-13.00)**	EPA 8260	LKC	12	PASI-I
		SM 2540G	RM1	1	PASI-I
50258418030	**GP-25 SL (15.75-16.25)**	EPA 8260	LKC	12	PASI-I
		SM 2540G	RM1	1	PASI-I
50258418031	**GP-25 SL (18.50-19.00)**	EPA 8260	LKC	12	PASI-I
		SM 2540G	RM1	1	PASI-I
50258418032	**GP-25 SL (19.00-19.50)**	EPA 8260	LKC	12	PASI-I
		SM 2540G	RM1	1	PASI-I
50258418037	**GP-27 SL (17.50-18.00)**	EPA 8260	LKC	12	PASI-I
		SM 2540G	RM1	1	PASI-I
50258418038	**GP-27 SL (19.75-20.25)**	EPA 8260	LKC	12	PASI-I
		SM 2540G	RM1	1	PASI-I
50258418039	**GP-27 SL (21.00-21.50)**	EPA 8260	LKC	12	PASI-I
		SM 2540G	RM1	1	PASI-I
50258418040	**GP-27 SL (21.55-22.05)**	EPA 8260	LKC	12	PASI-I
		SM 2540G	RM1	1	PASI-I
50258418041	**GP-28 SL (12.50-13.00)**	EPA 8260	LKC	12	PASI-I
		SM 2540G	RM1	1	PASI-I

This report shall not be reproduced, except in full,
without the written consent of Pace Analytical Services, LLC.

Pace Analytical Services, LLC
7726 Moller Road
Indianapolis, IN 46268
(317)228-3100

SAMPLE ANALYTE COUNT

Project: Amphenol
Pace Project No.: 50258418

Lab ID	Sample ID	Method	Analysts	Analytes Reported	Laboratory
50258418042	**GP-28 SL (13.00-13.50)**	EPA 8260	LKC	12	PASI-I
		SM 2540G	RM1	1	PASI-I
50258418043	**GP-28 SL (21.95-22.45)**	EPA 8260	LKC	12	PASI-I
		SM 2540G	RM1	1	PASI-I
50258418044	**GP-28 SL (22.50-23.00)**	EPA 8260	LKC	12	PASI-I
		SM 2540G	RM1	1	PASI-I
50258418045	**FD-8 SL**	EPA 8260	LKC	12	PASI-I
		SM 2540G	RM1	1	PASI-I
50258418046	**FD-9 SL**	EPA 8260	LKC	12	PASI-I
		SM 2540G	RM1	1	PASI-I
50258418047	**FD-10 SL**	EPA 8260	LKC	12	PASI-I
		SM 2540G	RM1	1	PASI-I
50258418048	**FD-11 SL**	EPA 8260	LKC	12	PASI-I
		SM 2540G	RM1	1	PASI-I
50258418049	**FD-12 SL**	EPA 8260	LKC	12	PASI-I
		SM 2540G	RM1	1	PASI-I
50258418050	**TB-3 WT**	EPA 8260	LKC	12	PASI-I
50258418051	**EB-3 WT**	EPA 8260	LKC	12	PASI-I

PASI-I = Pace Analytical Services - Indianapolis

This report shall not be reproduced, except in full,
without the written consent of Pace Analytical Services, LLC.

Pace Analytical Services, LLC
7726 Moller Road
Indianapolis, IN 46268
(317)228-3100

SUMMARY OF DETECTION

Project: Amphenol
Pace Project No.: 50258418

Lab Sample ID / Method	Client Sample ID / Parameters	Result	Units	Report Limit	Analyzed	Qualifiers
50258418001	**GP-18 SL (15.00-15.50)**					
EPA 8260	Tetrachloroethene	0.18	mg/kg	0.0050	06/02/20 13:22	
EPA 8260	Trichloroethene	0.0075	mg/kg	0.0050	06/02/20 13:22	
SM 2540G	Percent Moisture	14.8	%	0.10	06/03/20 13:37	
50258418002	**GP-18 SL (21.50-22.00)**					
EPA 8260	Tetrachloroethene	15.4	mg/kg	2.4	06/04/20 08:48	
EPA 8260	1,1,1-Trichloroethane	0.12	mg/kg	0.0051	06/02/20 13:55	
EPA 8260	Trichloroethene	3.9	mg/kg	0.24	06/03/20 05:16	
SM 2540G	Percent Moisture	9.8	%	0.10	06/03/20 13:37	
50258418003	**GP-18 SL (22.00-22.50)**					
EPA 8260	Methylene Chloride	0.21J	mg/kg	2.1	06/02/20 13:39	
EPA 8260	Tetrachloroethene	70.0	mg/kg	5.2	06/03/20 05:49	
EPA 8260	1,1,1-Trichloroethane	0.50J	mg/kg	0.52	06/02/20 13:39	
EPA 8260	Trichloroethene	5.8	mg/kg	0.52	06/02/20 13:39	
SM 2540G	Percent Moisture	15.5	%	0.10	06/03/20 13:37	
50258418004	**GP-18 SL (22.60-23.10)**					
EPA 8260	Methylene Chloride	3.9J	mg/kg	21.5	06/02/20 14:12	
EPA 8260	Trichloroethene	10.3	mg/kg	5.4	06/02/20 14:12	
SM 2540G	Percent Moisture	8.7	%	0.10	06/03/20 13:37	
50258418005	**GP-19 SL (17.50-18.00)**					
EPA 8260	Tetrachloroethene	0.087	mg/kg	0.0051	06/02/20 14:29	
EPA 8260	1,1,1-Trichloroethane	0.0082	mg/kg	0.0051	06/02/20 14:29	
EPA 8260	Trichloroethene	0.0085	mg/kg	0.0051	06/02/20 14:29	
SM 2540G	Percent Moisture	13.0	%	0.10	06/03/20 13:38	
50258418006	**GP-19 SL (19.75-20.25)**					
EPA 8260	Tetrachloroethene	0.0097	mg/kg	0.0049	06/02/20 15:03	
EPA 8260	1,1,1-Trichloroethane	0.077	mg/kg	0.0049	06/02/20 15:03	
EPA 8260	Trichloroethene	0.11	mg/kg	0.0049	06/02/20 15:03	
SM 2540G	Percent Moisture	14.3	%	0.10	06/03/20 13:38	
50258418007	**GP-19 SL (21.35-21.85)**					
EPA 8260	1,1-Dichloroethane	0.028	mg/kg	0.0049	06/02/20 15:36	
EPA 8260	1,1,1-Trichloroethane	0.078	mg/kg	0.0049	06/02/20 15:36	
EPA 8260	Trichloroethene	47.3	mg/kg	2.6	06/04/20 09:21	
SM 2540G	Percent Moisture	13.2	%	0.10	06/03/20 13:38	
50258418008	**GP-19 SL (21.85-22.35)**					
EPA 8260	1,1-Dichloroethane	5.4	mg/kg	0.25	06/02/20 15:53	
EPA 8260	Methylene Chloride	0.19J	mg/kg	0.99	06/02/20 15:53	
EPA 8260	1,1,1-Trichloroethane	0.21J	mg/kg	0.25	06/02/20 15:53	
EPA 8260	Trichloroethene	10.8	mg/kg	0.25	06/02/20 15:53	
SM 2540G	Percent Moisture	9.4	%	0.10	06/03/20 13:38	
50258418009	**GP-20 SL (17.50-18.00)**					
EPA 8260	Methylene Chloride	14.8J	mg/kg	98.3	06/02/20 16:27	
EPA 8260	Tetrachloroethene	49.4	mg/kg	24.6	06/02/20 16:27	

This report shall not be reproduced, except in full,
without the written consent of Pace Analytical Services, LLC.

Pace Analytical Services, LLC
7726 Moller Road
Indianapolis, IN 46268
(317)228-3100

SUMMARY OF DETECTION

Project: Amphenol
Pace Project No.: 50258418

Lab Sample ID / Method	Client Sample ID / Parameters	Result	Units	Report Limit	Analyzed	Qualifiers
50258418009	**GP-20 SL (17.50-18.00)**					
SM 2540G	Percent Moisture	15.4	%	0.10	06/03/20 13:38	
50258418010	**GP-20 SL (20.00-20.50)**					
EPA 8260	Methylene Chloride	19.8J	mg/kg	123	06/02/20 17:00	
EPA 8260	Tetrachloroethene	73.2	mg/kg	30.8	06/02/20 17:00	
SM 2540G	Percent Moisture	19.0	%	0.10	06/03/20 13:38	
50258418011	**GP-20 SL (21.00-21.50)**					
EPA 8260	cis-1,2-Dichloroethene	16.4	mg/kg	0.56	06/02/20 23:08	
EPA 8260	Methylene Chloride	0.20J	mg/kg	2.2	06/02/20 23:08	
EPA 8260	Tetrachloroethene	3.4	mg/kg	0.56	06/02/20 23:08	
SM 2540G	Percent Moisture	9.0	%	0.10	06/03/20 13:39	
50258418012	**GP-20 SL (21.50-22.00)**					
EPA 8260	Methylene Chloride	12.8J	mg/kg	80.5	06/02/20 18:07	
EPA 8260	Tetrachloroethene	155	mg/kg	20.1	06/02/20 18:07	
SM 2540G	Percent Moisture	6.9	%	0.10	06/03/20 13:39	
50258418013	**GP-21 SL (16.75-17.25)**					
EPA 8260	Methylene Chloride	1.8J	mg/kg	11.1	06/02/20 18:40	
EPA 8260	Tetrachloroethene	15.1	mg/kg	2.8	06/02/20 18:40	
SM 2540G	Percent Moisture	13.8	%	0.10	06/03/20 13:39	
50258418014	**GP-21 SL (19.15-19.65)**					
EPA 8260	Methylene Chloride	17.7J	mg/kg	94.0	06/02/20 19:14	
EPA 8260	Tetrachloroethene	62.6	mg/kg	23.5	06/02/20 19:14	
SM 2540G	Percent Moisture	13.0	%	0.10	06/03/20 13:39	
50258418015	**GP-21 SL (19.75-20.25)**					
EPA 8260	cis-1,2-Dichloroethene	1.1	mg/kg	0.45	06/04/20 03:47	
EPA 8260	Tetrachloroethene	12.3	mg/kg	0.45	06/04/20 03:47	
EPA 8260	Trichloroethene	0.51	mg/kg	0.45	06/04/20 03:47	
SM 2540G	Percent Moisture	3.3	%	0.10	06/03/20 13:39	
50258418016	**GP-21 SL (20.75-21.25)**					
EPA 8260	1,1-Dichloroethane	3.4	mg/kg	0.21	06/03/20 06:56	
EPA 8260	cis-1,2-Dichloroethene	2.2	mg/kg	0.21	06/03/20 06:56	
EPA 8260	trans-1,2-Dichloroethene	0.011	mg/kg	0.0047	06/02/20 16:10	
EPA 8260	Tetrachloroethene	0.25	mg/kg	0.0047	06/02/20 16:10	
EPA 8260	Trichloroethene	2.2	mg/kg	0.21	06/03/20 06:56	
EPA 8260	Vinyl chloride	0.012	mg/kg	0.0047	06/02/20 16:10	
SM 2540G	Percent Moisture	8.5	%	0.10	06/03/20 13:39	
50258418017	**GP-22 SL (12.50-13.00)**					
EPA 8260	Tetrachloroethene	0.056	mg/kg	0.0049	06/02/20 16:43	R1
EPA 8260	Trichloroethene	0.0050	mg/kg	0.0049	06/02/20 16:43	R1
SM 2540G	Percent Moisture	11.6	%	0.10	06/03/20 13:53	
50258418018	**GP-22 SL (15.75-16.25)**					
EPA 8260	Tetrachloroethene	5.7	mg/kg	0.23	06/03/20 07:29	
EPA 8260	1,1,1-Trichloroethane	0.047	mg/kg	0.0046	06/02/20 18:23	

This report shall not be reproduced, except in full,
without the written consent of Pace Analytical Services, LLC.

Pace Analytical Services, LLC
7726 Moller Road
Indianapolis, IN 46268
(317)228-3100

SUMMARY OF DETECTION

Project: Amphenol
Pace Project No.: 50258418

Lab Sample ID / Method	Client Sample ID / Parameters	Result	Units	Report Limit	Analyzed	Qualifiers
50258418018	**GP-22 SL (15.75-16.25)**					
EPA 8260	Trichloroethene	0.65	mg/kg	0.23	06/03/20 07:29	
SM 2540G	Percent Moisture	9.3	%	0.10	06/03/20 13:53	
50258418019	**GP-22 SL (17.50-18.00)**					
EPA 8260	cis-1,2-Dichloroethene	0.010	mg/kg	0.0044	06/02/20 18:57	
EPA 8260	Tetrachloroethene	42.7	mg/kg	3.3	06/04/20 15:20	
EPA 8260	1,1,1-Trichloroethane	0.063	mg/kg	0.0044	06/02/20 18:57	
EPA 8260	Trichloroethene	4.4	mg/kg	0.33	06/04/20 02:40	
SM 2540G	Percent Moisture	4.8	%	0.10	06/03/20 13:53	
50258418020	**GP-22 SL (19.75-20.25)**					
EPA 8260	1,1-Dichloroethane	1.5	mg/kg	0.20	06/04/20 03:13	
EPA 8260	cis-1,2-Dichloroethene	0.24	mg/kg	0.0040	06/02/20 19:30	
EPA 8260	trans-1,2-Dichloroethene	0.0041	mg/kg	0.0040	06/02/20 19:30	
EPA 8260	Tetrachloroethene	0.13	mg/kg	0.0040	06/02/20 19:30	
EPA 8260	Trichloroethene	9.5	mg/kg	0.20	06/04/20 03:13	
SM 2540G	Percent Moisture	7.6	%	0.10	06/03/20 13:54	
50258418021	**GP-23 SL (12.50-13.00)**					
EPA 8260	Tetrachloroethene	0.0064	mg/kg	0.0052	06/02/20 20:04	
SM 2540G	Percent Moisture	7.3	%	0.10	06/03/20 13:54	
50258418022	**GP-23 SL (20.75-21.25)**					
SM 2540G	Percent Moisture	15.4	%	0.10	06/03/20 13:54	
50258418023	**GP-23 SL (21.50-22.00)**					
SM 2540G	Percent Moisture	16.7	%	0.10	06/03/20 13:54	
50258418024	**GP-23 SL (22.40-22.90)**					
SM 2540G	Percent Moisture	8.5	%	0.10	06/03/20 13:54	
50258418025	**GP-24 SL (12.00-12.50)**					
EPA 8260	Tetrachloroethene	0.0079	mg/kg	0.0048	06/02/20 22:17	
SM 2540G	Percent Moisture	4.8	%	0.10	06/03/20 13:54	
50258418026	**GP-24 SL (17.75-18.25)**					
EPA 8260	Tetrachloroethene	0.10	mg/kg	0.0043	06/02/20 22:51	
EPA 8260	1,1,1-Trichloroethane	0.048	mg/kg	0.0043	06/02/20 22:51	
EPA 8260	Trichloroethene	0.031	mg/kg	0.0043	06/02/20 22:51	
SM 2540G	Percent Moisture	7.6	%	0.10	06/03/20 13:54	
50258418027	**GP-24 SL (18.65-19.15)**					
EPA 8260	1,1-Dichloroethane	0.0088	mg/kg	0.0046	06/03/20 01:38	
EPA 8260	1,1,1-Trichloroethane	0.27	mg/kg	0.0046	06/03/20 01:38	
EPA 8260	Trichloroethene	0.093	mg/kg	0.0046	06/03/20 01:38	
SM 2540G	Percent Moisture	6.9	%	0.10	06/03/20 13:55	
50258418028	**GP-24 SL (19.25-19.75)**					
EPA 8260	1,1-Dichloroethane	1.9	mg/kg	0.37	06/04/20 05:27	
EPA 8260	1,1,1-Trichloroethane	0.18	mg/kg	0.0048	06/03/20 02:12	
EPA 8260	Trichloroethene	0.024	mg/kg	0.0048	06/03/20 02:12	

This report shall not be reproduced, except in full,
without the written consent of Pace Analytical Services, LLC.

Pace Analytical Services, LLC
7726 Moller Road
Indianapolis, IN 46268
(317)228-3100

SUMMARY OF DETECTION

Project: Amphenol
Pace Project No.: 50258418

Lab Sample ID / Method	Client Sample ID / Parameters	Result	Units	Report Limit	Analyzed	Qualifiers
50258418028	**GP-24 SL (19.25-19.75)**					
SM 2540G	Percent Moisture	6.1	%	0.10	06/03/20 13:55	
50258418029	**GP-25 SL (12.50-13.00)**					
EPA 8260	Tetrachloroethene	0.049	mg/kg	0.0049	06/03/20 02:45	
EPA 8260	Trichloroethene	0.015	mg/kg	0.0049	06/03/20 02:45	
SM 2540G	Percent Moisture	4.3	%	0.10	06/03/20 13:55	
50258418030	**GP-25 SL (15.75-16.25)**					
EPA 8260	Tetrachloroethene	0.069	mg/kg	0.0049	06/03/20 03:18	
EPA 8260	1,1,1-Trichloroethane	0.012	mg/kg	0.0049	06/03/20 03:18	
EPA 8260	Trichloroethene	0.021	mg/kg	0.0049	06/03/20 03:18	
SM 2540G	Percent Moisture	12.8	%	0.10	06/03/20 13:55	
50258418031	**GP-25 SL (18.50-19.00)**					
EPA 8260	1,1-Dichloroethane	0.0084	mg/kg	0.0048	06/03/20 03:52	
EPA 8260	Tetrachloroethene	0.014	mg/kg	0.0048	06/03/20 03:52	
EPA 8260	1,1,1-Trichloroethane	0.13	mg/kg	0.0048	06/03/20 03:52	
EPA 8260	Trichloroethene	0.095	mg/kg	0.0048	06/03/20 03:52	
SM 2540G	Percent Moisture	7.0	%	0.10	06/03/20 13:55	
50258418032	**GP-25 SL (19.00-19.50)**					
EPA 8260	1,1-Dichloroethane	2.0	mg/kg	0.26	06/04/20 06:00	
EPA 8260	1,1,1-Trichloroethane	0.24	mg/kg	0.0056	06/03/20 04:25	
EPA 8260	Trichloroethene	0.54	mg/kg	0.26	06/04/20 06:00	
SM 2540G	Percent Moisture	7.4	%	0.10	06/03/20 13:55	
50258418037	**GP-27 SL (17.50-18.00)**					
EPA 8260	Methylene Chloride	0.18J	mg/kg	2.0	06/02/20 20:21	
EPA 8260	Tetrachloroethene	70.4	mg/kg	4.9	06/04/20 04:20	
SM 2540G	Percent Moisture	13.7	%	0.10	06/03/20 14:32	
50258418038	**GP-27 SL (19.75-20.25)**					
EPA 8260	Methylene Chloride	3.5J	mg/kg	22.7	06/02/20 20:54	
EPA 8260	Tetrachloroethene	84.3	mg/kg	5.7	06/02/20 20:54	
SM 2540G	Percent Moisture	14.6	%	0.10	06/03/20 14:32	
50258418039	**GP-27 SL (21.00-21.50)**					
EPA 8260	1,1-Dichloroethane	0.041	mg/kg	0.0065	06/03/20 07:12	
EPA 8260	cis-1,2-Dichloroethene	4.7	mg/kg	0.25	06/04/20 07:41	
EPA 8260	trans-1,2-Dichloroethene	0.021	mg/kg	0.0065	06/03/20 07:12	
EPA 8260	Tetrachloroethene	66.0	mg/kg	2.5	06/04/20 15:44	
EPA 8260	1,1,1-Trichloroethane	0.023	mg/kg	0.0065	06/03/20 07:12	
EPA 8260	Trichloroethene	0.20	mg/kg	0.0065	06/03/20 07:12	
EPA 8260	Vinyl chloride	0.40	mg/kg	0.0065	06/03/20 07:12	E
SM 2540G	Percent Moisture	12.7	%	0.10	06/03/20 14:33	
50258418040	**GP-27 SL (21.55-22.05)**					
EPA 8260	Tetrachloroethene	103	mg/kg	20.2	06/02/20 21:28	
SM 2540G	Percent Moisture	6.9	%	0.10	06/03/20 14:33	

This report shall not be reproduced, except in full,
without the written consent of Pace Analytical Services, LLC.

Pace Analytical Services, LLC
7726 Moller Road
Indianapolis, IN 46268
(317)228-3100

SUMMARY OF DETECTION

Project: Amphenol
Pace Project No.: 50258418

Lab Sample ID / Method	Client Sample ID / Parameters	Result	Units	Report Limit	Analyzed	Qualifiers
50258418041	**GP-28 SL (12.50-13.00)**					
EPA 8260	Tetrachloroethene	0.081	mg/kg	0.0058	06/03/20 07:46	
SM 2540G	Percent Moisture	10.1	%	0.10	06/03/20 14:33	
50258418042	**GP-28 SL (13.00-13.50)**					
EPA 8260	Tetrachloroethene	0.087	mg/kg	0.0043	06/03/20 09:27	
EPA 8260	Trichloroethene	0.0052	mg/kg	0.0043	06/03/20 09:27	
SM 2540G	Percent Moisture	7.0	%	0.10	06/03/20 14:33	
50258418043	**GP-28 SL (21.95-22.45)**					
EPA 8260	Tetrachloroethene	0.038	mg/kg	0.0054	06/03/20 14:08	
EPA 8260	1,1,1-Trichloroethane	0.0065	mg/kg	0.0054	06/03/20 14:08	
EPA 8260	Trichloroethene	0.0081	mg/kg	0.0054	06/03/20 14:08	
SM 2540G	Percent Moisture	13.0	%	0.10	06/03/20 14:34	
50258418044	**GP-28 SL (22.50-23.00)**					
EPA 8260	1,1-Dichloroethane	0.0059	mg/kg	0.0040	06/03/20 18:36	
EPA 8260	Tetrachloroethene	0.014	mg/kg	0.0040	06/03/20 18:36	
EPA 8260	1,1,1-Trichloroethane	0.072	mg/kg	0.0040	06/03/20 18:36	
EPA 8260	Trichloroethene	6.7	mg/kg	0.46	06/04/20 16:08	
SM 2540G	Percent Moisture	7.1	%	0.10	06/03/20 14:34	
50258418045	**FD-8 SL**					
EPA 8260	Methylene Chloride	16.6J	mg/kg	106	06/02/20 22:01	
EPA 8260	Tetrachloroethene	34.6	mg/kg	26.6	06/02/20 22:01	
SM 2540G	Percent Moisture	18.3	%	0.10	06/03/20 14:34	
50258418046	**FD-9 SL**					
EPA 8260	Tetrachloroethene	5.8	mg/kg	0.24	06/04/20 14:57	
EPA 8260	1,1,1-Trichloroethane	0.037	mg/kg	0.0043	06/03/20 19:09	
EPA 8260	Trichloroethene	0.55	mg/kg	0.24	06/04/20 14:57	
SM 2540G	Percent Moisture	9.2	%	0.10	06/03/20 14:34	
50258418047	**FD-10 SL**					
EPA 8260	Tetrachloroethene	0.053	mg/kg	0.0047	06/03/20 02:28	
EPA 8260	1,1,1-Trichloroethane	0.0098	mg/kg	0.0047	06/03/20 02:28	
EPA 8260	Trichloroethene	0.016	mg/kg	0.0047	06/03/20 02:28	
SM 2540G	Percent Moisture	7.9	%	0.10	06/03/20 14:34	
50258418048	**FD-11 SL**					
EPA 8260	cis-1,2-Dichloroethene	5.4	mg/kg	5.4	06/02/20 22:34	
EPA 8260	Methylene Chloride	2.2J	mg/kg	21.6	06/02/20 22:34	
EPA 8260	Tetrachloroethene	114	mg/kg	27.0	06/04/20 04:54	
EPA 8260	Trichloroethene	21.1	mg/kg	5.4	06/02/20 22:34	
SM 2540G	Percent Moisture	15.2	%	0.10	06/03/20 14:34	
50258418049	**FD-12 SL**					
EPA 8260	Tetrachloroethene	0.065	mg/kg	0.0052	06/03/20 03:02	
EPA 8260	1,1,1-Trichloroethane	0.0062	mg/kg	0.0052	06/03/20 03:02	
EPA 8260	Trichloroethene	0.037	mg/kg	0.0052	06/03/20 03:02	
SM 2540G	Percent Moisture	13.3	%	0.10	06/03/20 14:35	

This report shall not be reproduced, except in full,
without the written consent of Pace Analytical Services, LLC.

Pace Analytical Services, LLC
7726 Moller Road
Indianapolis, IN 46268
(317)228-3100

ANALYTICAL RESULTS

Project: Amphenol
Pace Project No.: 50258418

Sample: GP-18 SL (15.00-15.50) **Lab ID: 50258418001** Collected: 05/28/20 09:28 Received: 05/29/20 09:17 Matrix: Solid

Results reported on a "dry weight" basis and are adjusted for percent moisture, sample size and any dilutions.

Parameters	Results	Units	Report Limit	MDL	DF	Prepared	Analyzed	CAS No.	Qual
8260 MSV 5035A VOA	Analytical Method: EPA 8260								
	Pace Analytical Services - Indianapolis								
1,1-Dichloroethane	ND	mg/kg	0.0050	0.00013	1		06/02/20 13:22	75-34-3	
1,2-Dichloroethane	ND	mg/kg	0.0050	0.00020	1		06/02/20 13:22	107-06-2	
cis-1,2-Dichloroethene	ND	mg/kg	0.0050	0.00027	1		06/02/20 13:22	156-59-2	
trans-1,2-Dichloroethene	ND	mg/kg	0.0050	0.00028	1		06/02/20 13:22	156-60-5	
Methylene Chloride	ND	mg/kg	0.020	0.020	1		06/02/20 13:22	75-09-2	
Tetrachloroethene	**0.18**	mg/kg	0.0050	0.00023	1		06/02/20 13:22	127-18-4	
1,1,1-Trichloroethane	ND	mg/kg	0.0050	0.00023	1		06/02/20 13:22	71-55-6	
Trichloroethene	**0.0075**	mg/kg	0.0050	0.00038	1		06/02/20 13:22	79-01-6	
Vinyl chloride	ND	mg/kg	0.0050	0.00020	1		06/02/20 13:22	75-01-4	
Surrogates									
Dibromofluoromethane (S)	91	%.	73-133		1		06/02/20 13:22	1868-53-7	
Toluene-d8 (S)	98	%.	73-130		1		06/02/20 13:22	2037-26-5	
4-Bromofluorobenzene (S)	104	%.	55-129		1		06/02/20 13:22	460-00-4	
Percent Moisture	Analytical Method: SM 2540G								
	Pace Analytical Services - Indianapolis								
Percent Moisture	**14.8**	%	0.10	0.10	1		06/03/20 13:37		

This report shall not be reproduced, except in full,
without the written consent of Pace Analytical Services, LLC.

Pace Analytical Services, LLC
7726 Moller Road
Indianapolis, IN 46268
(317)228-3100

ANALYTICAL RESULTS

Project: Amphenol
Pace Project No.: 50258418

Sample: GP-18 SL (21.50-22.00) **Lab ID: 50258418002** Collected: 05/28/20 09:35 Received: 05/29/20 09:17 Matrix: Solid

Results reported on a "dry weight" basis and are adjusted for percent moisture, sample size and any dilutions.

Parameters	Results	Units	Report Limit	MDL	DF	Prepared	Analyzed	CAS No.	Qual
8260 MSV 5035A VOA	Analytical Method: EPA 8260								
	Pace Analytical Services - Indianapolis								
1,1-Dichloroethane	ND	mg/kg	0.0051	0.00013	1		06/02/20 13:55	75-34-3	
1,2-Dichloroethane	ND	mg/kg	0.0051	0.00020	1		06/02/20 13:55	107-06-2	
cis-1,2-Dichloroethene	ND	mg/kg	0.0051	0.00027	1		06/02/20 13:55	156-59-2	
trans-1,2-Dichloroethene	ND	mg/kg	0.0051	0.00028	1		06/02/20 13:55	156-60-5	
Methylene Chloride	ND	mg/kg	0.020	0.020	1		06/02/20 13:55	75-09-2	
Tetrachloroethene	**15.4**	mg/kg	2.4	1.6	500		06/04/20 08:48	127-18-4	
1,1,1-Trichloroethane	**0.12**	mg/kg	0.0051	0.00023	1		06/02/20 13:55	71-55-6	
Trichloroethene	**3.9**	mg/kg	0.24	0.17	50		06/03/20 05:16	79-01-6	
Vinyl chloride	ND	mg/kg	0.0051	0.00020	1		06/02/20 13:55	75-01-4	
Surrogates									
Dibromofluoromethane (S)	97	%.	73-133		1		06/02/20 13:55	1868-53-7	
Toluene-d8 (S)	111	%.	73-130		1		06/02/20 13:55	2037-26-5	
4-Bromofluorobenzene (S)	83	%.	55-129		1		06/02/20 13:55	460-00-4	
Percent Moisture	Analytical Method: SM 2540G								
	Pace Analytical Services - Indianapolis								
Percent Moisture	**9.8**	%	0.10	0.10	1		06/03/20 13:37		

This report shall not be reproduced, except in full,
without the written consent of Pace Analytical Services, LLC.

Pace Analytical Services, LLC
7726 Moller Road
Indianapolis, IN 46268
(317)228-3100

ANALYTICAL RESULTS

Project: Amphenol
Pace Project No.: 50258418

Sample: GP-18 SL (22.00-22.50) **Lab ID: 50258418003** Collected: 05/28/20 09:43 Received: 05/29/20 09:17 Matrix: Solid

Results reported on a "dry weight" basis and are adjusted for percent moisture, sample size and any dilutions.

Parameters	Results	Units	Report Limit	MDL	DF	Prepared	Analyzed	CAS No.	Qual
8260 MSV 5035A VOA	Analytical Method: EPA 8260								
	Pace Analytical Services - Indianapolis								
1,1-Dichloroethane	ND	mg/kg	0.52	0.097	100		06/02/20 13:39	75-34-3	
1,2-Dichloroethane	ND	mg/kg	0.52	0.42	100		06/02/20 13:39	107-06-2	
cis-1,2-Dichloroethene	ND	mg/kg	0.52	0.37	100		06/02/20 13:39	156-59-2	
trans-1,2-Dichloroethene	ND	mg/kg	0.52	0.36	100		06/02/20 13:39	156-60-5	
Methylene Chloride	**0.21J**	mg/kg	2.1	0.10	100		06/02/20 13:39	75-09-2	
Tetrachloroethene	**70.0**	mg/kg	5.2	3.4	1000		06/03/20 05:49	127-18-4	
1,1,1-Trichloroethane	**0.50J**	mg/kg	0.52	0.36	100		06/02/20 13:39	71-55-6	
Trichloroethene	**5.8**	mg/kg	0.52	0.36	100		06/02/20 13:39	79-01-6	
Vinyl chloride	ND	mg/kg	0.52	0.070	100		06/02/20 13:39	75-01-4	
Surrogates									
Dibromofluoromethane (S)	86	%.	73-133		100		06/02/20 13:39	1868-53-7	D4
Toluene-d8 (S)	99	%.	73-130		100		06/02/20 13:39	2037-26-5	
4-Bromofluorobenzene (S)	116	%.	55-129		100		06/02/20 13:39	460-00-4	
Percent Moisture	Analytical Method: SM 2540G								
	Pace Analytical Services - Indianapolis								
Percent Moisture	**15.5**	%	0.10	0.10	1		06/03/20 13:37		

This report shall not be reproduced, except in full,
without the written consent of Pace Analytical Services, LLC.

Pace Analytical Services, LLC
7726 Moller Road
Indianapolis, IN 46268
(317)228-3100

ANALYTICAL RESULTS

Project: Amphenol
Pace Project No.: 50258418

Sample: GP-18 SL (22.60-23.10) **Lab ID: 50258418004** Collected: 05/28/20 09:49 Received: 05/29/20 09:17 Matrix: Solid

Results reported on a "dry weight" basis and are adjusted for percent moisture, sample size and any dilutions.

Parameters	Results	Units	Report Limit	MDL	DF	Prepared	Analyzed	CAS No.	Qual
8260 MSV 5035A VOA	Analytical Method: EPA 8260								
	Pace Analytical Services - Indianapolis								
1,1-Dichloroethane	ND	mg/kg	5.4	1.0	1000		06/02/20 14:12	75-34-3	
1,2-Dichloroethane	ND	mg/kg	5.4	4.4	1000		06/02/20 14:12	107-06-2	
cis-1,2-Dichloroethene	ND	mg/kg	5.4	3.8	1000		06/02/20 14:12	156-59-2	
trans-1,2-Dichloroethene	ND	mg/kg	5.4	3.7	1000		06/02/20 14:12	156-60-5	
Methylene Chloride	**3.9J**	mg/kg	21.5	1.1	1000		06/02/20 14:12	75-09-2	
Tetrachloroethene	ND	mg/kg	5.4	3.5	1000		06/02/20 14:12	127-18-4	
1,1,1-Trichloroethane	ND	mg/kg	5.4	3.7	1000		06/02/20 14:12	71-55-6	
Trichloroethene	**10.3**	mg/kg	5.4	3.7	1000		06/02/20 14:12	79-01-6	
Vinyl chloride	ND	mg/kg	5.4	0.72	1000		06/02/20 14:12	75-01-4	
Surrogates									
Dibromofluoromethane (S)	100	%.	73-133		1000		06/02/20 14:12	1868-53-7	D4
Toluene-d8 (S)	95	%.	73-130		1000		06/02/20 14:12	2037-26-5	
4-Bromofluorobenzene (S)	114	%.	55-129		1000		06/02/20 14:12	460-00-4	
Percent Moisture	Analytical Method: SM 2540G								
	Pace Analytical Services - Indianapolis								
Percent Moisture	**8.7**	%	0.10	0.10	1		06/03/20 13:37		

This report shall not be reproduced, except in full,
without the written consent of Pace Analytical Services, LLC.

Pace Analytical Services, LLC
7726 Moller Road
Indianapolis, IN 46268
(317)228-3100

ANALYTICAL RESULTS

Project: Amphenol
Pace Project No.: 50258418

Sample: GP-19 SL (17.50-18.00) **Lab ID: 50258418005** Collected: 05/28/20 10:15 Received: 05/29/20 09:17 Matrix: Solid

Results reported on a "dry weight" basis and are adjusted for percent moisture, sample size and any dilutions.

Parameters	Results	Units	Report Limit	MDL	DF	Prepared	Analyzed	CAS No.	Qual
8260 MSV 5035A VOA	Analytical Method: EPA 8260								
	Pace Analytical Services - Indianapolis								
1,1-Dichloroethane	ND	mg/kg	0.0051	0.00013	1		06/02/20 14:29	75-34-3	
1,2-Dichloroethane	ND	mg/kg	0.0051	0.00020	1		06/02/20 14:29	107-06-2	
cis-1,2-Dichloroethene	ND	mg/kg	0.0051	0.00028	1		06/02/20 14:29	156-59-2	
trans-1,2-Dichloroethene	ND	mg/kg	0.0051	0.00029	1		06/02/20 14:29	156-60-5	
Methylene Chloride	ND	mg/kg	0.020	0.020	1		06/02/20 14:29	75-09-2	
Tetrachloroethene	**0.087**	mg/kg	0.0051	0.00023	1		06/02/20 14:29	127-18-4	
1,1,1-Trichloroethane	**0.0082**	mg/kg	0.0051	0.00023	1		06/02/20 14:29	71-55-6	
Trichloroethene	**0.0085**	mg/kg	0.0051	0.00039	1		06/02/20 14:29	79-01-6	
Vinyl chloride	ND	mg/kg	0.0051	0.00020	1		06/02/20 14:29	75-01-4	
Surrogates									
Dibromofluoromethane (S)	96	%.	73-133		1		06/02/20 14:29	1868-53-7	
Toluene-d8 (S)	98	%.	73-130		1		06/02/20 14:29	2037-26-5	
4-Bromofluorobenzene (S)	101	%.	55-129		1		06/02/20 14:29	460-00-4	
Percent Moisture	Analytical Method: SM 2540G								
	Pace Analytical Services - Indianapolis								
Percent Moisture	**13.0**	%	0.10	0.10	1		06/03/20 13:38		

This report shall not be reproduced, except in full,
without the written consent of Pace Analytical Services, LLC.

Pace Analytical Services, LLC
7726 Moller Road
Indianapolis, IN 46268
(317)228-3100

ANALYTICAL RESULTS

Project: Amphenol
Pace Project No.: 50258418

Sample: GP-19 SL (19.75-20.25) **Lab ID: 50258418006** Collected: 05/28/20 10:30 Received: 05/29/20 09:17 Matrix: Solid

Results reported on a "dry weight" basis and are adjusted for percent moisture, sample size and any dilutions.

Parameters	Results	Units	Report Limit	MDL	DF	Prepared	Analyzed	CAS No.	Qual
8260 MSV 5035A VOA	Analytical Method: EPA 8260								
	Pace Analytical Services - Indianapolis								
1,1-Dichloroethane	ND	mg/kg	0.0049	0.00013	1		06/02/20 15:03	75-34-3	
1,2-Dichloroethane	ND	mg/kg	0.0049	0.00020	1		06/02/20 15:03	107-06-2	
cis-1,2-Dichloroethene	ND	mg/kg	0.0049	0.00027	1		06/02/20 15:03	156-59-2	
trans-1,2-Dichloroethene	ND	mg/kg	0.0049	0.00028	1		06/02/20 15:03	156-60-5	
Methylene Chloride	ND	mg/kg	0.020	0.020	1		06/02/20 15:03	75-09-2	
Tetrachloroethene	**0.0097**	mg/kg	0.0049	0.00023	1		06/02/20 15:03	127-18-4	
1,1,1-Trichloroethane	**0.077**	mg/kg	0.0049	0.00023	1		06/02/20 15:03	71-55-6	
Trichloroethene	**0.11**	mg/kg	0.0049	0.00037	1		06/02/20 15:03	79-01-6	
Vinyl chloride	ND	mg/kg	0.0049	0.00020	1		06/02/20 15:03	75-01-4	
Surrogates									
Dibromofluoromethane (S)	96	%.	73-133		1		06/02/20 15:03	1868-53-7	
Toluene-d8 (S)	105	%.	73-130		1		06/02/20 15:03	2037-26-5	
4-Bromofluorobenzene (S)	93	%.	55-129		1		06/02/20 15:03	460-00-4	
Percent Moisture	Analytical Method: SM 2540G								
	Pace Analytical Services - Indianapolis								
Percent Moisture	**14.3**	%	0.10	0.10	1		06/03/20 13:38		

This report shall not be reproduced, except in full,
without the written consent of Pace Analytical Services, LLC.

Pace Analytical Services, LLC
7726 Moller Road
Indianapolis, IN 46268
(317)228-3100

ANALYTICAL RESULTS

Project: Amphenol
Pace Project No.: 50258418

Sample: GP-19 SL (21.35-21.85) **Lab ID: 50258418007** Collected: 05/28/20 10:33 Received: 05/29/20 09:17 Matrix: Solid

Results reported on a "dry weight" basis and are adjusted for percent moisture, sample size and any dilutions.

Parameters	Results	Units	Report Limit	MDL	DF	Prepared	Analyzed	CAS No.	Qual
8260 MSV 5035A VOA	Analytical Method: EPA 8260								
	Pace Analytical Services - Indianapolis								
1,1-Dichloroethane	**0.028**	mg/kg	0.0049	0.00013	1		06/02/20 15:36	75-34-3	
1,2-Dichloroethane	ND	mg/kg	0.0049	0.00020	1		06/02/20 15:36	107-06-2	
cis-1,2-Dichloroethene	ND	mg/kg	0.0049	0.00026	1		06/02/20 15:36	156-59-2	
trans-1,2-Dichloroethene	ND	mg/kg	0.0049	0.00027	1		06/02/20 15:36	156-60-5	
Methylene Chloride	ND	mg/kg	0.020	0.020	1		06/02/20 15:36	75-09-2	
Tetrachloroethene	ND	mg/kg	0.0049	0.00022	1		06/02/20 15:36	127-18-4	
1,1,1-Trichloroethane	**0.078**	mg/kg	0.0049	0.00022	1		06/02/20 15:36	71-55-6	
Trichloroethene	**47.3**	mg/kg	2.6	1.8	500		06/04/20 09:21	79-01-6	
Vinyl chloride	ND	mg/kg	0.0049	0.00020	1		06/02/20 15:36	75-01-4	
Surrogates									
Dibromofluoromethane (S)	95	%.	73-133		1		06/02/20 15:36	1868-53-7	
Toluene-d8 (S)	103	%.	73-130		1		06/02/20 15:36	2037-26-5	
4-Bromofluorobenzene (S)	94	%.	55-129		1		06/02/20 15:36	460-00-4	
Percent Moisture	Analytical Method: SM 2540G								
	Pace Analytical Services - Indianapolis								
Percent Moisture	**13.2**	%	0.10	0.10	1		06/03/20 13:38		

This report shall not be reproduced, except in full,
without the written consent of Pace Analytical Services, LLC.

Pace Analytical Services, LLC
7726 Moller Road
Indianapolis, IN 46268
(317)228-3100

ANALYTICAL RESULTS

Project: Amphenol
Pace Project No.: 50258418

Sample: GP-19 SL (21.85-22.35) **Lab ID: 50258418008** Collected: 05/28/20 10:35 Received: 05/29/20 09:17 Matrix: Solid

Results reported on a "dry weight" basis and are adjusted for percent moisture, sample size and any dilutions.

Parameters	Results	Units	Report Limit	MDL	DF	Prepared	Analyzed	CAS No.	Qual
8260 MSV 5035A VOA	Analytical Method: EPA 8260								
	Pace Analytical Services - Indianapolis								
1,1-Dichloroethane	**5.4**	mg/kg	0.25	0.046	50		06/02/20 15:53	75-34-3	
1,2-Dichloroethane	ND	mg/kg	0.25	0.20	50		06/02/20 15:53	107-06-2	
cis-1,2-Dichloroethene	ND	mg/kg	0.25	0.18	50		06/02/20 15:53	156-59-2	
trans-1,2-Dichloroethene	ND	mg/kg	0.25	0.17	50		06/02/20 15:53	156-60-5	
Methylene Chloride	**0.19J**	mg/kg	0.99	0.050	50		06/02/20 15:53	75-09-2	
Tetrachloroethene	ND	mg/kg	0.25	0.16	50		06/02/20 15:53	127-18-4	
1,1,1-Trichloroethane	**0.21J**	mg/kg	0.25	0.17	50		06/02/20 15:53	71-55-6	
Trichloroethene	**10.8**	mg/kg	0.25	0.17	50		06/02/20 15:53	79-01-6	
Vinyl chloride	ND	mg/kg	0.25	0.033	50		06/02/20 15:53	75-01-4	
Surrogates									
Dibromofluoromethane (S)	99	%.	73-133		50		06/02/20 15:53	1868-53-7	D4
Toluene-d8 (S)	93	%.	73-130		50		06/02/20 15:53	2037-26-5	
4-Bromofluorobenzene (S)	115	%.	55-129		50		06/02/20 15:53	460-00-4	
Percent Moisture	Analytical Method: SM 2540G								
	Pace Analytical Services - Indianapolis								
Percent Moisture	**9.4**	%	0.10	0.10	1		06/03/20 13:38		

This report shall not be reproduced, except in full,
without the written consent of Pace Analytical Services, LLC.

Pace Analytical Services, LLC
7726 Moller Road
Indianapolis, IN 46268
(317)228-3100

ANALYTICAL RESULTS

Project: Amphenol
Pace Project No.: 50258418

Sample: GP-20 SL (17.50-18.00) **Lab ID: 50258418009** Collected: 05/28/20 10:59 Received: 05/29/20 09:17 Matrix: Solid

Results reported on a "dry weight" basis and are adjusted for percent moisture, sample size and any dilutions.

Parameters	Results	Units	Report Limit	MDL	DF	Prepared	Analyzed	CAS No.	Qual
8260 MSV 5035A VOA	Analytical Method: EPA 8260								
	Pace Analytical Services - Indianapolis								
1,1-Dichloroethane	ND	mg/kg	24.6	4.6	5000		06/02/20 16:27	75-34-3	
1,2-Dichloroethane	ND	mg/kg	24.6	20.0	5000		06/02/20 16:27	107-06-2	
cis-1,2-Dichloroethene	ND	mg/kg	24.6	17.4	5000		06/02/20 16:27	156-59-2	
trans-1,2-Dichloroethene	ND	mg/kg	24.6	16.9	5000		06/02/20 16:27	156-60-5	
Methylene Chloride	**14.8J**	mg/kg	98.3	4.9	5000		06/02/20 16:27	75-09-2	
Tetrachloroethene	**49.4**	mg/kg	24.6	16.1	5000		06/02/20 16:27	127-18-4	
1,1,1-Trichloroethane	ND	mg/kg	24.6	17.0	5000		06/02/20 16:27	71-55-6	
Trichloroethene	ND	mg/kg	24.6	17.0	5000		06/02/20 16:27	79-01-6	
Vinyl chloride	ND	mg/kg	24.6	3.3	5000		06/02/20 16:27	75-01-4	
Surrogates									
Dibromofluoromethane (S)	96	%.	73-133		5000		06/02/20 16:27	1868-53-7	D4
Toluene-d8 (S)	96	%.	73-130		5000		06/02/20 16:27	2037-26-5	
4-Bromofluorobenzene (S)	114	%.	55-129		5000		06/02/20 16:27	460-00-4	
Percent Moisture	Analytical Method: SM 2540G								
	Pace Analytical Services - Indianapolis								
Percent Moisture	**15.4**	%	0.10	0.10	1		06/03/20 13:38		

This report shall not be reproduced, except in full,
without the written consent of Pace Analytical Services, LLC.

Pace Analytical Services, LLC
7726 Moller Road
Indianapolis, IN 46268
(317)228-3100

ANALYTICAL RESULTS

Project: Amphenol
Pace Project No.: 50258418

Sample: GP-20 SL (20.00-20.50) **Lab ID: 50258418010** Collected: 05/28/20 11:01 Received: 05/29/20 09:17 Matrix: Solid

Results reported on a "dry weight" basis and are adjusted for percent moisture, sample size and any dilutions.

Parameters	Results	Units	Report Limit	MDL	DF	Prepared	Analyzed	CAS No.	Qual
8260 MSV 5035A VOA	Analytical Method: EPA 8260								
	Pace Analytical Services - Indianapolis								
1,1-Dichloroethane	ND	mg/kg	30.8	5.7	5000		06/02/20 17:00	75-34-3	
1,2-Dichloroethane	ND	mg/kg	30.8	25.0	5000		06/02/20 17:00	107-06-2	
cis-1,2-Dichloroethene	ND	mg/kg	30.8	21.8	5000		06/02/20 17:00	156-59-2	
trans-1,2-Dichloroethene	ND	mg/kg	30.8	21.2	5000		06/02/20 17:00	156-60-5	
Methylene Chloride	**19.8J**	mg/kg	123	6.2	5000		06/02/20 17:00	75-09-2	
Tetrachloroethene	**73.2**	mg/kg	30.8	20.2	5000		06/02/20 17:00	127-18-4	
1,1,1-Trichloroethane	ND	mg/kg	30.8	21.2	5000		06/02/20 17:00	71-55-6	
Trichloroethene	ND	mg/kg	30.8	21.3	5000		06/02/20 17:00	79-01-6	
Vinyl chloride	ND	mg/kg	30.8	4.1	5000		06/02/20 17:00	75-01-4	
Surrogates									
Dibromofluoromethane (S)	98	%.	73-133		5000		06/02/20 17:00	1868-53-7	D4
Toluene-d8 (S)	94	%.	73-130		5000		06/02/20 17:00	2037-26-5	
4-Bromofluorobenzene (S)	113	%.	55-129		5000		06/02/20 17:00	460-00-4	
Percent Moisture	Analytical Method: SM 2540G								
	Pace Analytical Services - Indianapolis								
Percent Moisture	**19.0**	%	0.10	0.10	1		06/03/20 13:38		

This report shall not be reproduced, except in full,
without the written consent of Pace Analytical Services, LLC.

Pace Analytical Services, LLC
7726 Moller Road
Indianapolis, IN 46268
(317)228-3100

ANALYTICAL RESULTS

Project: Amphenol
Pace Project No.: 50258418

Sample: GP-20 SL (21.00-21.50) **Lab ID: 50258418011** Collected: 05/28/20 11:05 Received: 05/29/20 09:17 Matrix: Solid

Results reported on a "dry weight" basis and are adjusted for percent moisture, sample size and any dilutions.

Parameters	Results	Units	Report Limit	MDL	DF	Prepared	Analyzed	CAS No.	Qual
8260 MSV 5035A VOA	Analytical Method: EPA 8260								
	Pace Analytical Services - Indianapolis								
1,1-Dichloroethane	ND	mg/kg	0.56	0.10	100		06/02/20 23:08	75-34-3	
1,2-Dichloroethane	ND	mg/kg	0.56	0.45	100		06/02/20 23:08	107-06-2	
cis-1,2-Dichloroethene	**16.4**	mg/kg	0.56	0.39	100		06/02/20 23:08	156-59-2	
trans-1,2-Dichloroethene	ND	mg/kg	0.56	0.38	100		06/02/20 23:08	156-60-5	
Methylene Chloride	**0.20J**	mg/kg	2.2	0.11	100		06/02/20 23:08	75-09-2	
Tetrachloroethene	**3.4**	mg/kg	0.56	0.36	100		06/02/20 23:08	127-18-4	
1,1,1-Trichloroethane	ND	mg/kg	0.56	0.38	100		06/02/20 23:08	71-55-6	
Trichloroethene	ND	mg/kg	0.56	0.38	100		06/02/20 23:08	79-01-6	
Vinyl chloride	ND	mg/kg	0.56	0.074	100		06/02/20 23:08	75-01-4	
Surrogates									
Dibromofluoromethane (S)	104	%.	73-133		100		06/02/20 23:08	1868-53-7	D4
Toluene-d8 (S)	93	%.	73-130		100		06/02/20 23:08	2037-26-5	
4-Bromofluorobenzene (S)	113	%.	55-129		100		06/02/20 23:08	460-00-4	
Percent Moisture	Analytical Method: SM 2540G								
	Pace Analytical Services - Indianapolis								
Percent Moisture	**9.0**	%	0.10	0.10	1		06/03/20 13:39		

This report shall not be reproduced, except in full,
without the written consent of Pace Analytical Services, LLC.

Pace Analytical Services, LLC
7726 Moller Road
Indianapolis, IN 46268
(317)228-3100

ANALYTICAL RESULTS

Project: Amphenol
Pace Project No.: 50258418

Sample: GP-20 SL (21.50-22.00) **Lab ID: 50258418012** Collected: 05/28/20 11:10 Received: 05/29/20 09:17 Matrix: Solid

Results reported on a "dry weight" basis and are adjusted for percent moisture, sample size and any dilutions.

Parameters	Results	Units	Report Limit	MDL	DF	Prepared	Analyzed	CAS No.	Qual
8260 MSV 5035A VOA	Analytical Method: EPA 8260								
	Pace Analytical Services - Indianapolis								
1,1-Dichloroethane	ND	mg/kg	20.1	3.7	5000		06/02/20 18:07	75-34-3	
1,2-Dichloroethane	ND	mg/kg	20.1	16.3	5000		06/02/20 18:07	107-06-2	
cis-1,2-Dichloroethene	ND	mg/kg	20.1	14.2	5000		06/02/20 18:07	156-59-2	
trans-1,2-Dichloroethene	ND	mg/kg	20.1	13.8	5000		06/02/20 18:07	156-60-5	
Methylene Chloride	**12.8J**	mg/kg	80.5	4.0	5000		06/02/20 18:07	75-09-2	
Tetrachloroethene	**155**	mg/kg	20.1	13.2	5000		06/02/20 18:07	127-18-4	
1,1,1-Trichloroethane	ND	mg/kg	20.1	13.9	5000		06/02/20 18:07	71-55-6	
Trichloroethene	ND	mg/kg	20.1	13.9	5000		06/02/20 18:07	79-01-6	
Vinyl chloride	ND	mg/kg	20.1	2.7	5000		06/02/20 18:07	75-01-4	
Surrogates									
Dibromofluoromethane (S)	95	%.	73-133		5000		06/02/20 18:07	1868-53-7	D4
Toluene-d8 (S)	95	%.	73-130		5000		06/02/20 18:07	2037-26-5	
4-Bromofluorobenzene (S)	114	%.	55-129		5000		06/02/20 18:07	460-00-4	
Percent Moisture	Analytical Method: SM 2540G								
	Pace Analytical Services - Indianapolis								
Percent Moisture	**6.9**	%	0.10	0.10	1		06/03/20 13:39		

This report shall not be reproduced, except in full,
without the written consent of Pace Analytical Services, LLC.

Pace Analytical Services, LLC
7726 Moller Road
Indianapolis, IN 46268
(317)228-3100

ANALYTICAL RESULTS

Project: Amphenol
Pace Project No.: 50258418

Sample: GP-21 SL (16.75-17.25) **Lab ID: 50258418013** Collected: 05/28/20 11:49 Received: 05/29/20 09:17 Matrix: Solid

Results reported on a "dry weight" basis and are adjusted for percent moisture, sample size and any dilutions.

Parameters	Results	Units	Report Limit	MDL	DF	Prepared	Analyzed	CAS No.	Qual
8260 MSV 5035A VOA	Analytical Method: EPA 8260								
	Pace Analytical Services - Indianapolis								
1,1-Dichloroethane	ND	mg/kg	2.8	0.52	500		06/02/20 18:40	75-34-3	
1,2-Dichloroethane	ND	mg/kg	2.8	2.3	500		06/02/20 18:40	107-06-2	
cis-1,2-Dichloroethene	ND	mg/kg	2.8	2.0	500		06/02/20 18:40	156-59-2	
trans-1,2-Dichloroethene	ND	mg/kg	2.8	1.9	500		06/02/20 18:40	156-60-5	
Methylene Chloride	**1.8J**	mg/kg	11.1	0.55	500		06/02/20 18:40	75-09-2	
Tetrachloroethene	**15.1**	mg/kg	2.8	1.8	500		06/02/20 18:40	127-18-4	
1,1,1-Trichloroethane	ND	mg/kg	2.8	1.9	500		06/02/20 18:40	71-55-6	
Trichloroethene	ND	mg/kg	2.8	1.9	500		06/02/20 18:40	79-01-6	
Vinyl chloride	ND	mg/kg	2.8	0.37	500		06/02/20 18:40	75-01-4	
Surrogates									
Dibromofluoromethane (S)	99	%.	73-133		500		06/02/20 18:40	1868-53-7	D4
Toluene-d8 (S)	96	%.	73-130		500		06/02/20 18:40	2037-26-5	
4-Bromofluorobenzene (S)	114	%.	55-129		500		06/02/20 18:40	460-00-4	
Percent Moisture	Analytical Method: SM 2540G								
	Pace Analytical Services - Indianapolis								
Percent Moisture	**13.8**	%	0.10	0.10	1		06/03/20 13:39		

This report shall not be reproduced, except in full,
without the written consent of Pace Analytical Services, LLC.

Pace Analytical Services, LLC
7726 Moller Road
Indianapolis, IN 46268
(317)228-3100

ANALYTICAL RESULTS

Project: Amphenol
Pace Project No.: 50258418

Sample: GP-21 SL (19.15-19.65) **Lab ID: 50258418014** Collected: 05/28/20 11:54 Received: 05/29/20 09:17 Matrix: Solid

Results reported on a "dry weight" basis and are adjusted for percent moisture, sample size and any dilutions.

Parameters	Results	Units	Report Limit	MDL	DF	Prepared	Analyzed	CAS No.	Qual
8260 MSV 5035A VOA	Analytical Method: EPA 8260								
	Pace Analytical Services - Indianapolis								
1,1-Dichloroethane	ND	mg/kg	23.5	4.4	5000		06/02/20 19:14	75-34-3	
1,2-Dichloroethane	ND	mg/kg	23.5	19.1	5000		06/02/20 19:14	107-06-2	
cis-1,2-Dichloroethene	ND	mg/kg	23.5	16.6	5000		06/02/20 19:14	156-59-2	
trans-1,2-Dichloroethene	ND	mg/kg	23.5	16.2	5000		06/02/20 19:14	156-60-5	
Methylene Chloride	**17.7J**	mg/kg	94.0	4.7	5000		06/02/20 19:14	75-09-2	
Tetrachloroethene	**62.6**	mg/kg	23.5	15.4	5000		06/02/20 19:14	127-18-4	
1,1,1-Trichloroethane	ND	mg/kg	23.5	16.2	5000		06/02/20 19:14	71-55-6	
Trichloroethene	ND	mg/kg	23.5	16.3	5000		06/02/20 19:14	79-01-6	
Vinyl chloride	ND	mg/kg	23.5	3.1	5000		06/02/20 19:14	75-01-4	
Surrogates									
Dibromofluoromethane (S)	98	%.	73-133		5000		06/02/20 19:14	1868-53-7	D4
Toluene-d8 (S)	95	%.	73-130		5000		06/02/20 19:14	2037-26-5	
4-Bromofluorobenzene (S)	115	%.	55-129		5000		06/02/20 19:14	460-00-4	
Percent Moisture	Analytical Method: SM 2540G								
	Pace Analytical Services - Indianapolis								
Percent Moisture	**13.0**	%	0.10	0.10	1		06/03/20 13:39		

This report shall not be reproduced, except in full,
without the written consent of Pace Analytical Services, LLC.

Pace Analytical Services, LLC
7726 Moller Road
Indianapolis, IN 46268
(317)228-3100

ANALYTICAL RESULTS

Project: Amphenol
Pace Project No.: 50258418

Sample: GP-21 SL (19.75-20.25) **Lab ID: 50258418015** Collected: 05/28/20 11:59 Received: 05/29/20 09:17 Matrix: Solid

Results reported on a "dry weight" basis and are adjusted for percent moisture, sample size and any dilutions.

Parameters	Results	Units	Report Limit	MDL	DF	Prepared	Analyzed	CAS No.	Qual
8260 MSV 5035A VOA	Analytical Method: EPA 8260								
	Pace Analytical Services - Indianapolis								
1,1-Dichloroethane	ND	mg/kg	0.45	0.083	100		06/04/20 03:47	75-34-3	
1,2-Dichloroethane	ND	mg/kg	0.45	0.36	100		06/04/20 03:47	107-06-2	
cis-1,2-Dichloroethene	**1.1**	mg/kg	0.45	0.32	100		06/04/20 03:47	156-59-2	
trans-1,2-Dichloroethene	ND	mg/kg	0.45	0.31	100		06/04/20 03:47	156-60-5	
Methylene Chloride	ND	mg/kg	1.8	0.089	100		06/04/20 03:47	75-09-2	
Tetrachloroethene	**12.3**	mg/kg	0.45	0.29	100		06/04/20 03:47	127-18-4	
1,1,1-Trichloroethane	ND	mg/kg	0.45	0.31	100		06/04/20 03:47	71-55-6	
Trichloroethene	**0.51**	mg/kg	0.45	0.31	100		06/04/20 03:47	79-01-6	
Vinyl chloride	ND	mg/kg	0.45	0.060	100		06/04/20 03:47	75-01-4	
Surrogates									
Dibromofluoromethane (S)	93	%.	73-133		100		06/04/20 03:47	1868-53-7	D4
Toluene-d8 (S)	96	%.	73-130		100		06/04/20 03:47	2037-26-5	
4-Bromofluorobenzene (S)	120	%.	55-129		100		06/04/20 03:47	460-00-4	
Percent Moisture	Analytical Method: SM 2540G								
	Pace Analytical Services - Indianapolis								
Percent Moisture	**3.3**	%	0.10	0.10	1		06/03/20 13:39		

This report shall not be reproduced, except in full,
without the written consent of Pace Analytical Services, LLC.

Pace Analytical Services, LLC
7726 Moller Road
Indianapolis, IN 46268
(317)228-3100

ANALYTICAL RESULTS

Project: Amphenol
Pace Project No.: 50258418

Sample: GP-21 SL (20.75-21.25) **Lab ID: 50258418016** Collected: 05/28/20 12:05 Received: 05/29/20 09:17 Matrix: Solid

Results reported on a "dry weight" basis and are adjusted for percent moisture, sample size and any dilutions.

Parameters	Results	Units	Report Limit	MDL	DF	Prepared	Analyzed	CAS No.	Qual
8260 MSV 5035A VOA	Analytical Method: EPA 8260								
	Pace Analytical Services - Indianapolis								
1,1-Dichloroethane	**3.4**	mg/kg	0.21	0.040	50		06/03/20 06:56	75-34-3	
1,2-Dichloroethane	ND	mg/kg	0.0047	0.00019	1		06/02/20 16:10	107-06-2	
cis-1,2-Dichloroethene	**2.2**	mg/kg	0.21	0.15	50		06/03/20 06:56	156-59-2	
trans-1,2-Dichloroethene	**0.011**	mg/kg	0.0047	0.00026	1		06/02/20 16:10	156-60-5	
Methylene Chloride	ND	mg/kg	0.019	0.019	1		06/02/20 16:10	75-09-2	
Tetrachloroethene	**0.25**	mg/kg	0.0047	0.00022	1		06/02/20 16:10	127-18-4	
1,1,1-Trichloroethane	ND	mg/kg	0.0047	0.00022	1		06/02/20 16:10	71-55-6	
Trichloroethene	**2.2**	mg/kg	0.21	0.15	50		06/03/20 06:56	79-01-6	
Vinyl chloride	**0.012**	mg/kg	0.0047	0.00019	1		06/02/20 16:10	75-01-4	
Surrogates									
Dibromofluoromethane (S)	96	%.	73-133		1		06/02/20 16:10	1868-53-7	
Toluene-d8 (S)	117	%.	73-130		1		06/02/20 16:10	2037-26-5	
4-Bromofluorobenzene (S)	83	%.	55-129		1		06/02/20 16:10	460-00-4	
Percent Moisture	Analytical Method: SM 2540G								
	Pace Analytical Services - Indianapolis								
Percent Moisture	**8.5**	%	0.10	0.10	1		06/03/20 13:39		

This report shall not be reproduced, except in full,
without the written consent of Pace Analytical Services, LLC.

Pace Analytical Services, LLC
7726 Moller Road
Indianapolis, IN 46268
(317)228-3100

ANALYTICAL RESULTS

Project: Amphenol
Pace Project No.: 50258418

Sample: GP-22 SL (12.50-13.00) **Lab ID: 50258418017** Collected: 05/28/20 12:37 Received: 05/29/20 09:17 Matrix: Solid

Results reported on a "dry weight" basis and are adjusted for percent moisture, sample size and any dilutions.

Parameters	Results	Units	Report Limit	MDL	DF	Prepared	Analyzed	CAS No.	Qual
8260 MSV 5035A VOA	Analytical Method: EPA 8260								
	Pace Analytical Services - Indianapolis								
1,1-Dichloroethane	ND	mg/kg	0.0049	0.00013	1		06/02/20 16:43	75-34-3	R1
1,2-Dichloroethane	ND	mg/kg	0.0049	0.00020	1		06/02/20 16:43	107-06-2	R1
cis-1,2-Dichloroethene	ND	mg/kg	0.0049	0.00027	1		06/02/20 16:43	156-59-2	R1
trans-1,2-Dichloroethene	ND	mg/kg	0.0049	0.00028	1		06/02/20 16:43	156-60-5	R1
Methylene Chloride	ND	mg/kg	0.020	0.020	1		06/02/20 16:43	75-09-2	R1
Tetrachloroethene	**0.056**	mg/kg	0.0049	0.00023	1		06/02/20 16:43	127-18-4	R1
1,1,1-Trichloroethane	ND	mg/kg	0.0049	0.00023	1		06/02/20 16:43	71-55-6	R1
Trichloroethene	**0.0050**	mg/kg	0.0049	0.00038	1		06/02/20 16:43	79-01-6	R1
Vinyl chloride	ND	mg/kg	0.0049	0.00020	1		06/02/20 16:43	75-01-4	R1
Surrogates									
Dibromofluoromethane (S)	92	%.	73-133		1		06/02/20 16:43	1868-53-7	
Toluene-d8 (S)	96	%.	73-130		1		06/02/20 16:43	2037-26-5	
4-Bromofluorobenzene (S)	107	%.	55-129		1		06/02/20 16:43	460-00-4	
Percent Moisture	Analytical Method: SM 2540G								
	Pace Analytical Services - Indianapolis								
Percent Moisture	**11.6**	%	0.10	0.10	1		06/03/20 13:53		

This report shall not be reproduced, except in full,
without the written consent of Pace Analytical Services, LLC.

Pace Analytical Services, LLC
7726 Moller Road
Indianapolis, IN 46268
(317)228-3100

ANALYTICAL RESULTS

Project: Amphenol
Pace Project No.: 50258418

Sample: GP-22 SL (15.75-16.25) **Lab ID: 50258418018** Collected: 05/28/20 12:40 Received: 05/29/20 09:17 Matrix: Solid

Results reported on a "dry weight" basis and are adjusted for percent moisture, sample size and any dilutions.

Parameters	Results	Units	Report Limit	MDL	DF	Prepared	Analyzed	CAS No.	Qual
8260 MSV 5035A VOA	Analytical Method: EPA 8260								
	Pace Analytical Services - Indianapolis								
1,1-Dichloroethane	ND	mg/kg	0.0046	0.00012	1		06/02/20 18:23	75-34-3	
1,2-Dichloroethane	ND	mg/kg	0.0046	0.00018	1		06/02/20 18:23	107-06-2	
cis-1,2-Dichloroethene	ND	mg/kg	0.0046	0.00025	1		06/02/20 18:23	156-59-2	
trans-1,2-Dichloroethene	ND	mg/kg	0.0046	0.00026	1		06/02/20 18:23	156-60-5	
Methylene Chloride	ND	mg/kg	0.018	0.018	1		06/02/20 18:23	75-09-2	
Tetrachloroethene	**5.7**	mg/kg	0.23	0.15	50		06/03/20 07:29	127-18-4	
1,1,1-Trichloroethane	**0.047**	mg/kg	0.0046	0.00021	1		06/02/20 18:23	71-55-6	
Trichloroethene	**0.65**	mg/kg	0.23	0.16	50		06/03/20 07:29	79-01-6	
Vinyl chloride	ND	mg/kg	0.0046	0.00018	1		06/02/20 18:23	75-01-4	
Surrogates									
Dibromofluoromethane (S)	92	%.	73-133		1		06/02/20 18:23	1868-53-7	
Toluene-d8 (S)	111	%.	73-130		1		06/02/20 18:23	2037-26-5	
4-Bromofluorobenzene (S)	89	%.	55-129		1		06/02/20 18:23	460-00-4	
Percent Moisture	Analytical Method: SM 2540G								
	Pace Analytical Services - Indianapolis								
Percent Moisture	**9.3**	%	0.10	0.10	1		06/03/20 13:53		

This report shall not be reproduced, except in full,
without the written consent of Pace Analytical Services, LLC.

Pace Analytical Services, LLC
7726 Moller Road
Indianapolis, IN 46268
(317)228-3100

ANALYTICAL RESULTS

Project: Amphenol
Pace Project No.: 50258418

Sample: GP-22 SL (17.50-18.00) **Lab ID: 50258418019** Collected: 05/28/20 12:46 Received: 05/29/20 09:17 Matrix: Solid

Results reported on a "dry weight" basis and are adjusted for percent moisture, sample size and any dilutions.

Parameters	Results	Units	Report Limit	MDL	DF	Prepared	Analyzed	CAS No.	Qual
8260 MSV 5035A VOA	Analytical Method: EPA 8260								
	Pace Analytical Services - Indianapolis								
1,1-Dichloroethane	ND	mg/kg	0.0044	0.00011	1		06/02/20 18:57	75-34-3	
1,2-Dichloroethane	ND	mg/kg	0.0044	0.00018	1		06/02/20 18:57	107-06-2	
cis-1,2-Dichloroethene	**0.010**	mg/kg	0.0044	0.00024	1		06/02/20 18:57	156-59-2	
trans-1,2-Dichloroethene	ND	mg/kg	0.0044	0.00025	1		06/02/20 18:57	156-60-5	
Methylene Chloride	ND	mg/kg	0.018	0.018	1		06/02/20 18:57	75-09-2	
Tetrachloroethene	**42.7**	mg/kg	3.3	2.2	500		06/04/20 15:20	127-18-4	
1,1,1-Trichloroethane	**0.063**	mg/kg	0.0044	0.00020	1		06/02/20 18:57	71-55-6	
Trichloroethene	**4.4**	mg/kg	0.33	0.23	50		06/04/20 02:40	79-01-6	
Vinyl chloride	ND	mg/kg	0.0044	0.00018	1		06/02/20 18:57	75-01-4	
Surrogates									
Dibromofluoromethane (S)	91	%.	73-133		1		06/02/20 18:57	1868-53-7	
Toluene-d8 (S)	105	%.	73-130		1		06/02/20 18:57	2037-26-5	
4-Bromofluorobenzene (S)	96	%.	55-129		1		06/02/20 18:57	460-00-4	
Percent Moisture	Analytical Method: SM 2540G								
	Pace Analytical Services - Indianapolis								
Percent Moisture	**4.8**	%	0.10	0.10	1		06/03/20 13:53		

This report shall not be reproduced, except in full,
without the written consent of Pace Analytical Services, LLC.

Pace Analytical Services, LLC
7726 Moller Road
Indianapolis, IN 46268
(317)228-3100

ANALYTICAL RESULTS

Project: Amphenol
Pace Project No.: 50258418

Sample: GP-22 SL (19.75-20.25) **Lab ID: 50258418020** Collected: 05/28/20 12:52 Received: 05/29/20 09:17 Matrix: Solid

Results reported on a "dry weight" basis and are adjusted for percent moisture, sample size and any dilutions.

Parameters	Results	Units	Report Limit	MDL	DF	Prepared	Analyzed	CAS No.	Qual
8260 MSV 5035A VOA	Analytical Method: EPA 8260								
	Pace Analytical Services - Indianapolis								
1,1-Dichloroethane	**1.5**	mg/kg	0.20	0.037	50		06/04/20 03:13	75-34-3	
1,2-Dichloroethane	ND	mg/kg	0.0040	0.00016	1		06/02/20 19:30	107-06-2	
cis-1,2-Dichloroethene	**0.24**	mg/kg	0.0040	0.00022	1		06/02/20 19:30	156-59-2	
trans-1,2-Dichloroethene	**0.0041**	mg/kg	0.0040	0.00023	1		06/02/20 19:30	156-60-5	
Methylene Chloride	ND	mg/kg	0.016	0.016	1		06/02/20 19:30	75-09-2	
Tetrachloroethene	**0.13**	mg/kg	0.0040	0.00019	1		06/02/20 19:30	127-18-4	
1,1,1-Trichloroethane	ND	mg/kg	0.0040	0.00019	1		06/02/20 19:30	71-55-6	
Trichloroethene	**9.5**	mg/kg	0.20	0.14	50		06/04/20 03:13	79-01-6	
Vinyl chloride	ND	mg/kg	0.0040	0.00016	1		06/02/20 19:30	75-01-4	
Surrogates									
Dibromofluoromethane (S)	93	%.	73-133		1		06/02/20 19:30	1868-53-7	
Toluene-d8 (S)	117	%.	73-130		1		06/02/20 19:30	2037-26-5	
4-Bromofluorobenzene (S)	80	%.	55-129		1		06/02/20 19:30	460-00-4	
Percent Moisture	Analytical Method: SM 2540G								
	Pace Analytical Services - Indianapolis								
Percent Moisture	**7.6**	%	0.10	0.10	1		06/03/20 13:54		

This report shall not be reproduced, except in full,
without the written consent of Pace Analytical Services, LLC.

Pace Analytical Services, LLC
7726 Moller Road
Indianapolis, IN 46268
(317)228-3100

ANALYTICAL RESULTS

Project: Amphenol
Pace Project No.: 50258418

Sample: GP-23 SL (12.50-13.00) **Lab ID: 50258418021** Collected: 05/28/20 13:13 Received: 05/29/20 09:17 Matrix: Solid

Results reported on a "dry weight" basis and are adjusted for percent moisture, sample size and any dilutions.

Parameters	Results	Units	Report Limit	MDL	DF	Prepared	Analyzed	CAS No.	Qual
8260 MSV 5035A VOA	Analytical Method: EPA 8260								
	Pace Analytical Services - Indianapolis								
1,1-Dichloroethane	ND	mg/kg	0.0052	0.00014	1		06/02/20 20:04	75-34-3	
1,2-Dichloroethane	ND	mg/kg	0.0052	0.00021	1		06/02/20 20:04	107-06-2	
cis-1,2-Dichloroethene	ND	mg/kg	0.0052	0.00028	1		06/02/20 20:04	156-59-2	
trans-1,2-Dichloroethene	ND	mg/kg	0.0052	0.00029	1		06/02/20 20:04	156-60-5	
Methylene Chloride	ND	mg/kg	0.021	0.021	1		06/02/20 20:04	75-09-2	
Tetrachloroethene	**0.0064**	mg/kg	0.0052	0.00024	1		06/02/20 20:04	127-18-4	
1,1,1-Trichloroethane	ND	mg/kg	0.0052	0.00024	1		06/02/20 20:04	71-55-6	
Trichloroethene	ND	mg/kg	0.0052	0.00040	1		06/02/20 20:04	79-01-6	
Vinyl chloride	ND	mg/kg	0.0052	0.00021	1		06/02/20 20:04	75-01-4	
Surrogates									
Dibromofluoromethane (S)	97	%.	73-133		1		06/02/20 20:04	1868-53-7	
Toluene-d8 (S)	96	%.	73-130		1		06/02/20 20:04	2037-26-5	
4-Bromofluorobenzene (S)	107	%.	55-129		1		06/02/20 20:04	460-00-4	
Percent Moisture	Analytical Method: SM 2540G								
	Pace Analytical Services - Indianapolis								
Percent Moisture	**7.3**	%	0.10	0.10	1		06/03/20 13:54		

This report shall not be reproduced, except in full,
without the written consent of Pace Analytical Services, LLC.

Pace Analytical Services, LLC
7726 Moller Road
Indianapolis, IN 46268
(317)228-3100

ANALYTICAL RESULTS

Project: Amphenol
Pace Project No.: 50258418

Sample: GP-23 SL (20.75-21.25) **Lab ID: 50258418022** Collected: 05/28/20 13:20 Received: 05/29/20 09:17 Matrix: Solid

Results reported on a "dry weight" basis and are adjusted for percent moisture, sample size and any dilutions.

Parameters	Results	Units	Report Limit	MDL	DF	Prepared	Analyzed	CAS No.	Qual
8260 MSV 5035A VOA	Analytical Method: EPA 8260								
	Pace Analytical Services - Indianapolis								
1,1-Dichloroethane	ND	mg/kg	0.0055	0.00014	1		06/02/20 20:37	75-34-3	
1,2-Dichloroethane	ND	mg/kg	0.0055	0.00022	1		06/02/20 20:37	107-06-2	
cis-1,2-Dichloroethene	ND	mg/kg	0.0055	0.00030	1		06/02/20 20:37	156-59-2	
trans-1,2-Dichloroethene	ND	mg/kg	0.0055	0.00031	1		06/02/20 20:37	156-60-5	
Methylene Chloride	ND	mg/kg	0.022	0.022	1		06/02/20 20:37	75-09-2	
Tetrachloroethene	ND	mg/kg	0.0055	0.00025	1		06/02/20 20:37	127-18-4	
1,1,1-Trichloroethane	ND	mg/kg	0.0055	0.00025	1		06/02/20 20:37	71-55-6	
Trichloroethene	ND	mg/kg	0.0055	0.00042	1		06/02/20 20:37	79-01-6	
Vinyl chloride	ND	mg/kg	0.0055	0.00022	1		06/02/20 20:37	75-01-4	
Surrogates									
Dibromofluoromethane (S)	96	%.	73-133		1		06/02/20 20:37	1868-53-7	
Toluene-d8 (S)	100	%.	73-130		1		06/02/20 20:37	2037-26-5	
4-Bromofluorobenzene (S)	99	%.	55-129		1		06/02/20 20:37	460-00-4	
Percent Moisture	Analytical Method: SM 2540G								
	Pace Analytical Services - Indianapolis								
Percent Moisture	**15.4**	%	0.10	0.10	1		06/03/20 13:54		

This report shall not be reproduced, except in full,
without the written consent of Pace Analytical Services, LLC.

Pace Analytical Services, LLC
7726 Moller Road
Indianapolis, IN 46268
(317)228-3100

ANALYTICAL RESULTS

Project: Amphenol
Pace Project No.: 50258418

Sample: GP-23 SL (21.50-22.00) **Lab ID: 50258418023** Collected: 05/28/20 13:30 Received: 05/29/20 09:17 Matrix: Solid

Results reported on a "dry weight" basis and are adjusted for percent moisture, sample size and any dilutions.

Parameters	Results	Units	Report Limit	MDL	DF	Prepared	Analyzed	CAS No.	Qual
8260 MSV 5035A VOA	Analytical Method: EPA 8260								
	Pace Analytical Services - Indianapolis								
1,1-Dichloroethane	ND	mg/kg	0.0054	0.00014	1		06/02/20 21:11	75-34-3	
1,2-Dichloroethane	ND	mg/kg	0.0054	0.00021	1		06/02/20 21:11	107-06-2	
cis-1,2-Dichloroethene	ND	mg/kg	0.0054	0.00029	1		06/02/20 21:11	156-59-2	
trans-1,2-Dichloroethene	ND	mg/kg	0.0054	0.00030	1		06/02/20 21:11	156-60-5	
Methylene Chloride	ND	mg/kg	0.021	0.021	1		06/02/20 21:11	75-09-2	
Tetrachloroethene	ND	mg/kg	0.0054	0.00025	1		06/02/20 21:11	127-18-4	
1,1,1-Trichloroethane	ND	mg/kg	0.0054	0.00025	1		06/02/20 21:11	71-55-6	
Trichloroethene	ND	mg/kg	0.0054	0.00041	1		06/02/20 21:11	79-01-6	
Vinyl chloride	ND	mg/kg	0.0054	0.00021	1		06/02/20 21:11	75-01-4	
Surrogates									
Dibromofluoromethane (S)	96	%.	73-133		1		06/02/20 21:11	1868-53-7	
Toluene-d8 (S)	98	%.	73-130		1		06/02/20 21:11	2037-26-5	
4-Bromofluorobenzene (S)	102	%.	55-129		1		06/02/20 21:11	460-00-4	
Percent Moisture	Analytical Method: SM 2540G								
	Pace Analytical Services - Indianapolis								
Percent Moisture	**16.7**	%	0.10	0.10	1		06/03/20 13:54		

This report shall not be reproduced, except in full,
without the written consent of Pace Analytical Services, LLC.

Pace Analytical Services, LLC
7726 Moller Road
Indianapolis, IN 46268
(317)228-3100

ANALYTICAL RESULTS

Project: Amphenol
Pace Project No.: 50258418

Sample: GP-23 SL (22.40-22.90) **Lab ID: 50258418024** Collected: 05/28/20 13:37 Received: 05/29/20 09:17 Matrix: Solid

Results reported on a "dry weight" basis and are adjusted for percent moisture, sample size and any dilutions.

Parameters	Results	Units	Report Limit	MDL	DF	Prepared	Analyzed	CAS No.	Qual
8260 MSV 5035A VOA	Analytical Method: EPA 8260								
	Pace Analytical Services - Indianapolis								
1,1-Dichloroethane	ND	mg/kg	0.0052	0.00014	1		06/02/20 21:44	75-34-3	
1,2-Dichloroethane	ND	mg/kg	0.0052	0.00021	1		06/02/20 21:44	107-06-2	
cis-1,2-Dichloroethene	ND	mg/kg	0.0052	0.00028	1		06/02/20 21:44	156-59-2	
trans-1,2-Dichloroethene	ND	mg/kg	0.0052	0.00029	1		06/02/20 21:44	156-60-5	
Methylene Chloride	ND	mg/kg	0.021	0.021	1		06/02/20 21:44	75-09-2	
Tetrachloroethene	ND	mg/kg	0.0052	0.00024	1		06/02/20 21:44	127-18-4	
1,1,1-Trichloroethane	ND	mg/kg	0.0052	0.00024	1		06/02/20 21:44	71-55-6	
Trichloroethene	ND	mg/kg	0.0052	0.00040	1		06/02/20 21:44	79-01-6	
Vinyl chloride	ND	mg/kg	0.0052	0.00021	1		06/02/20 21:44	75-01-4	
Surrogates									
Dibromofluoromethane (S)	96	%.	73-133		1		06/02/20 21:44	1868-53-7	
Toluene-d8 (S)	103	%.	73-130		1		06/02/20 21:44	2037-26-5	
4-Bromofluorobenzene (S)	92	%.	55-129		1		06/02/20 21:44	460-00-4	
Percent Moisture	Analytical Method: SM 2540G								
	Pace Analytical Services - Indianapolis								
Percent Moisture	**8.5**	%	0.10	0.10	1		06/03/20 13:54		

This report shall not be reproduced, except in full,
without the written consent of Pace Analytical Services, LLC.

Pace Analytical Services, LLC
7726 Moller Road
Indianapolis, IN 46268
(317)228-3100

ANALYTICAL RESULTS

Project: Amphenol
Pace Project No.: 50258418

Sample: GP-24 SL (12.00-12.50) **Lab ID: 50258418025** Collected: 05/28/20 13:58 Received: 05/29/20 09:17 Matrix: Solid

Results reported on a "dry weight" basis and are adjusted for percent moisture, sample size and any dilutions.

Parameters	Results	Units	Report Limit	MDL	DF	Prepared	Analyzed	CAS No.	Qual
8260 MSV 5035A VOA	Analytical Method: EPA 8260								
	Pace Analytical Services - Indianapolis								
1,1-Dichloroethane	ND	mg/kg	0.0048	0.00012	1		06/02/20 22:17	75-34-3	
1,2-Dichloroethane	ND	mg/kg	0.0048	0.00019	1		06/02/20 22:17	107-06-2	
cis-1,2-Dichloroethene	ND	mg/kg	0.0048	0.00026	1		06/02/20 22:17	156-59-2	
trans-1,2-Dichloroethene	ND	mg/kg	0.0048	0.00027	1		06/02/20 22:17	156-60-5	
Methylene Chloride	ND	mg/kg	0.019	0.019	1		06/02/20 22:17	75-09-2	
Tetrachloroethene	**0.0079**	mg/kg	0.0048	0.00022	1		06/02/20 22:17	127-18-4	
1,1,1-Trichloroethane	ND	mg/kg	0.0048	0.00022	1		06/02/20 22:17	71-55-6	
Trichloroethene	ND	mg/kg	0.0048	0.00037	1		06/02/20 22:17	79-01-6	
Vinyl chloride	ND	mg/kg	0.0048	0.00019	1		06/02/20 22:17	75-01-4	
Surrogates									
Dibromofluoromethane (S)	94	%.	73-133		1		06/02/20 22:17	1868-53-7	
Toluene-d8 (S)	96	%.	73-130		1		06/02/20 22:17	2037-26-5	
4-Bromofluorobenzene (S)	106	%.	55-129		1		06/02/20 22:17	460-00-4	
Percent Moisture	Analytical Method: SM 2540G								
	Pace Analytical Services - Indianapolis								
Percent Moisture	**4.8**	%	0.10	0.10	1		06/03/20 13:54		

This report shall not be reproduced, except in full,
without the written consent of Pace Analytical Services, LLC.

Pace Analytical Services, LLC
7726 Moller Road
Indianapolis, IN 46268
(317)228-3100

ANALYTICAL RESULTS

Project: Amphenol
Pace Project No.: 50258418

Sample: GP-24 SL (17.75-18.25) **Lab ID: 50258418026** Collected: 05/28/20 14:07 Received: 05/29/20 09:17 Matrix: Solid

Results reported on a "dry weight" basis and are adjusted for percent moisture, sample size and any dilutions.

Parameters	Results	Units	Report Limit	MDL	DF	Prepared	Analyzed	CAS No.	Qual
8260 MSV 5035A VOA	Analytical Method: EPA 8260								
	Pace Analytical Services - Indianapolis								
1,1-Dichloroethane	ND	mg/kg	0.0043	0.00011	1		06/02/20 22:51	75-34-3	
1,2-Dichloroethane	ND	mg/kg	0.0043	0.00017	1		06/02/20 22:51	107-06-2	
cis-1,2-Dichloroethene	ND	mg/kg	0.0043	0.00023	1		06/02/20 22:51	156-59-2	
trans-1,2-Dichloroethene	ND	mg/kg	0.0043	0.00024	1		06/02/20 22:51	156-60-5	
Methylene Chloride	ND	mg/kg	0.017	0.017	1		06/02/20 22:51	75-09-2	
Tetrachloroethene	**0.10**	mg/kg	0.0043	0.00020	1		06/02/20 22:51	127-18-4	
1,1,1-Trichloroethane	**0.048**	mg/kg	0.0043	0.00020	1		06/02/20 22:51	71-55-6	
Trichloroethene	**0.031**	mg/kg	0.0043	0.00032	1		06/02/20 22:51	79-01-6	
Vinyl chloride	ND	mg/kg	0.0043	0.00017	1		06/02/20 22:51	75-01-4	
Surrogates									
Dibromofluoromethane (S)	98	%.	73-133		1		06/02/20 22:51	1868-53-7	
Toluene-d8 (S)	109	%.	73-130		1		06/02/20 22:51	2037-26-5	
4-Bromofluorobenzene (S)	91	%.	55-129		1		06/02/20 22:51	460-00-4	
Percent Moisture	Analytical Method: SM 2540G								
	Pace Analytical Services - Indianapolis								
Percent Moisture	**7.6**	%	0.10	0.10	1		06/03/20 13:54		

This report shall not be reproduced, except in full,
without the written consent of Pace Analytical Services, LLC.

Pace Analytical Services, LLC
7726 Moller Road
Indianapolis, IN 46268
(317)228-3100

ANALYTICAL RESULTS

Project: Amphenol
Pace Project No.: 50258418

Sample: GP-24 SL (18.65-19.15) **Lab ID: 50258418027** Collected: 05/28/20 14:12 Received: 05/29/20 09:17 Matrix: Solid

Results reported on a "dry weight" basis and are adjusted for percent moisture, sample size and any dilutions.

Parameters	Results	Units	Report Limit	MDL	DF	Prepared	Analyzed	CAS No.	Qual
8260 MSV 5035A VOA	Analytical Method: EPA 8260								
	Pace Analytical Services - Indianapolis								
1,1-Dichloroethane	**0.0088**	mg/kg	0.0046	0.00012	1		06/03/20 01:38	75-34-3	
1,2-Dichloroethane	ND	mg/kg	0.0046	0.00018	1		06/03/20 01:38	107-06-2	
cis-1,2-Dichloroethene	ND	mg/kg	0.0046	0.00025	1		06/03/20 01:38	156-59-2	
trans-1,2-Dichloroethene	ND	mg/kg	0.0046	0.00026	1		06/03/20 01:38	156-60-5	
Methylene Chloride	ND	mg/kg	0.018	0.018	1		06/03/20 01:38	75-09-2	
Tetrachloroethene	ND	mg/kg	0.0046	0.00021	1		06/03/20 01:38	127-18-4	
1,1,1-Trichloroethane	**0.27**	mg/kg	0.0046	0.00021	1		06/03/20 01:38	71-55-6	
Trichloroethene	**0.093**	mg/kg	0.0046	0.00035	1		06/03/20 01:38	79-01-6	
Vinyl chloride	ND	mg/kg	0.0046	0.00018	1		06/03/20 01:38	75-01-4	
Surrogates									
Dibromofluoromethane (S)	98	%.	73-133		1		06/03/20 01:38	1868-53-7	
Toluene-d8 (S)	103	%.	73-130		1		06/03/20 01:38	2037-26-5	
4-Bromofluorobenzene (S)	94	%.	55-129		1		06/03/20 01:38	460-00-4	
Percent Moisture	Analytical Method: SM 2540G								
	Pace Analytical Services - Indianapolis								
Percent Moisture	**6.9**	%	0.10	0.10	1		06/03/20 13:55		

This report shall not be reproduced, except in full,
without the written consent of Pace Analytical Services, LLC.

Pace Analytical Services, LLC
7726 Moller Road
Indianapolis, IN 46268
(317)228-3100

ANALYTICAL RESULTS

Project: Amphenol
Pace Project No.: 50258418

Sample: GP-24 SL (19.25-19.75) **Lab ID: 50258418028** Collected: 05/28/20 14:18 Received: 05/29/20 09:17 Matrix: Solid

Results reported on a "dry weight" basis and are adjusted for percent moisture, sample size and any dilutions.

Parameters	Results	Units	Report Limit	MDL	DF	Prepared	Analyzed	CAS No.	Qual
8260 MSV 5035A VOA	Analytical Method: EPA 8260								
	Pace Analytical Services - Indianapolis								
1,1-Dichloroethane	**1.9**	mg/kg	0.37	0.069	50		06/04/20 05:27	75-34-3	
1,2-Dichloroethane	ND	mg/kg	0.0048	0.00019	1		06/03/20 02:12	107-06-2	
cis-1,2-Dichloroethene	ND	mg/kg	0.0048	0.00026	1		06/03/20 02:12	156-59-2	
trans-1,2-Dichloroethene	ND	mg/kg	0.0048	0.00027	1		06/03/20 02:12	156-60-5	
Methylene Chloride	ND	mg/kg	0.019	0.019	1		06/03/20 02:12	75-09-2	
Tetrachloroethene	ND	mg/kg	0.0048	0.00022	1		06/03/20 02:12	127-18-4	
1,1,1-Trichloroethane	**0.18**	mg/kg	0.0048	0.00022	1		06/03/20 02:12	71-55-6	
Trichloroethene	**0.024**	mg/kg	0.0048	0.00037	1		06/03/20 02:12	79-01-6	
Vinyl chloride	ND	mg/kg	0.0048	0.00019	1		06/03/20 02:12	75-01-4	
Surrogates									
Dibromofluoromethane (S)	102	%.	73-133		1		06/03/20 02:12	1868-53-7	
Toluene-d8 (S)	120	%.	73-130		1		06/03/20 02:12	2037-26-5	
4-Bromofluorobenzene (S)	80	%.	55-129		1		06/03/20 02:12	460-00-4	
Percent Moisture	Analytical Method: SM 2540G								
	Pace Analytical Services - Indianapolis								
Percent Moisture	**6.1**	%	0.10	0.10	1		06/03/20 13:55		

This report shall not be reproduced, except in full,
without the written consent of Pace Analytical Services, LLC.

Pace Analytical Services, LLC
7726 Moller Road
Indianapolis, IN 46268
(317)228-3100

ANALYTICAL RESULTS

Project: Amphenol
Pace Project No.: 50258418

Sample: GP-25 SL (12.50-13.00) **Lab ID: 50258418029** Collected: 05/28/20 14:35 Received: 05/29/20 09:17 Matrix: Solid

Results reported on a "dry weight" basis and are adjusted for percent moisture, sample size and any dilutions.

Parameters	Results	Units	Report Limit	MDL	DF	Prepared	Analyzed	CAS No.	Qual
8260 MSV 5035A VOA	Analytical Method: EPA 8260								
	Pace Analytical Services - Indianapolis								
1,1-Dichloroethane	ND	mg/kg	0.0049	0.00013	1		06/03/20 02:45	75-34-3	
1,2-Dichloroethane	ND	mg/kg	0.0049	0.00020	1		06/03/20 02:45	107-06-2	
cis-1,2-Dichloroethene	ND	mg/kg	0.0049	0.00027	1		06/03/20 02:45	156-59-2	
trans-1,2-Dichloroethene	ND	mg/kg	0.0049	0.00027	1		06/03/20 02:45	156-60-5	
Methylene Chloride	ND	mg/kg	0.020	0.020	1		06/03/20 02:45	75-09-2	
Tetrachloroethene	**0.049**	mg/kg	0.0049	0.00023	1		06/03/20 02:45	127-18-4	
1,1,1-Trichloroethane	ND	mg/kg	0.0049	0.00023	1		06/03/20 02:45	71-55-6	
Trichloroethene	**0.015**	mg/kg	0.0049	0.00037	1		06/03/20 02:45	79-01-6	
Vinyl chloride	ND	mg/kg	0.0049	0.00020	1		06/03/20 02:45	75-01-4	
Surrogates									
Dibromofluoromethane (S)	93	%.	73-133		1		06/03/20 02:45	1868-53-7	
Toluene-d8 (S)	102	%.	73-130		1		06/03/20 02:45	2037-26-5	
4-Bromofluorobenzene (S)	94	%.	55-129		1		06/03/20 02:45	460-00-4	
Percent Moisture	Analytical Method: SM 2540G								
	Pace Analytical Services - Indianapolis								
Percent Moisture	**4.3**	%	0.10	0.10	1		06/03/20 13:55		

This report shall not be reproduced, except in full,
without the written consent of Pace Analytical Services, LLC.

Pace Analytical Services, LLC
7726 Moller Road
Indianapolis, IN 46268
(317)228-3100

ANALYTICAL RESULTS

Project: Amphenol
Pace Project No.: 50258418

Sample: GP-25 SL (15.75-16.25) **Lab ID: 50258418030** Collected: 05/28/20 14:38 Received: 05/29/20 09:17 Matrix: Solid

Results reported on a "dry weight" basis and are adjusted for percent moisture, sample size and any dilutions.

Parameters	Results	Units	Report Limit	MDL	DF	Prepared	Analyzed	CAS No.	Qual
8260 MSV 5035A VOA	Analytical Method: EPA 8260								
	Pace Analytical Services - Indianapolis								
1,1-Dichloroethane	ND	mg/kg	0.0049	0.00013	1		06/03/20 03:18	75-34-3	
1,2-Dichloroethane	ND	mg/kg	0.0049	0.00020	1		06/03/20 03:18	107-06-2	
cis-1,2-Dichloroethene	ND	mg/kg	0.0049	0.00027	1		06/03/20 03:18	156-59-2	
trans-1,2-Dichloroethene	ND	mg/kg	0.0049	0.00028	1		06/03/20 03:18	156-60-5	
Methylene Chloride	ND	mg/kg	0.020	0.020	1		06/03/20 03:18	75-09-2	
Tetrachloroethene	**0.069**	mg/kg	0.0049	0.00023	1		06/03/20 03:18	127-18-4	
1,1,1-Trichloroethane	**0.012**	mg/kg	0.0049	0.00023	1		06/03/20 03:18	71-55-6	
Trichloroethene	**0.021**	mg/kg	0.0049	0.00037	1		06/03/20 03:18	79-01-6	
Vinyl chloride	ND	mg/kg	0.0049	0.00020	1		06/03/20 03:18	75-01-4	
Surrogates									
Dibromofluoromethane (S)	95	%.	73-133		1		06/03/20 03:18	1868-53-7	
Toluene-d8 (S)	100	%.	73-130		1		06/03/20 03:18	2037-26-5	
4-Bromofluorobenzene (S)	101	%.	55-129		1		06/03/20 03:18	460-00-4	
Percent Moisture	Analytical Method: SM 2540G								
	Pace Analytical Services - Indianapolis								
Percent Moisture	**12.8**	%	0.10	0.10	1		06/03/20 13:55		

This report shall not be reproduced, except in full,
without the written consent of Pace Analytical Services, LLC.

Pace Analytical Services, LLC
7726 Moller Road
Indianapolis, IN 46268
(317)228-3100

ANALYTICAL RESULTS

Project: Amphenol
Pace Project No.: 50258418

Sample: GP-25 SL (18.50-19.00) **Lab ID: 50258418031** Collected: 05/28/20 14:41 Received: 05/29/20 09:17 Matrix: Solid

Results reported on a "dry weight" basis and are adjusted for percent moisture, sample size and any dilutions.

Parameters	Results	Units	Report Limit	MDL	DF	Prepared	Analyzed	CAS No.	Qual
8260 MSV 5035A VOA	Analytical Method: EPA 8260								
	Pace Analytical Services - Indianapolis								
1,1-Dichloroethane	**0.0084**	mg/kg	0.0048	0.00012	1		06/03/20 03:52	75-34-3	
1,2-Dichloroethane	ND	mg/kg	0.0048	0.00019	1		06/03/20 03:52	107-06-2	
cis-1,2-Dichloroethene	ND	mg/kg	0.0048	0.00026	1		06/03/20 03:52	156-59-2	
trans-1,2-Dichloroethene	ND	mg/kg	0.0048	0.00027	1		06/03/20 03:52	156-60-5	
Methylene Chloride	ND	mg/kg	0.019	0.019	1		06/03/20 03:52	75-09-2	
Tetrachloroethene	**0.014**	mg/kg	0.0048	0.00022	1		06/03/20 03:52	127-18-4	
1,1,1-Trichloroethane	**0.13**	mg/kg	0.0048	0.00022	1		06/03/20 03:52	71-55-6	
Trichloroethene	**0.095**	mg/kg	0.0048	0.00036	1		06/03/20 03:52	79-01-6	
Vinyl chloride	ND	mg/kg	0.0048	0.00019	1		06/03/20 03:52	75-01-4	
Surrogates									
Dibromofluoromethane (S)	94	%.	73-133		1		06/03/20 03:52	1868-53-7	
Toluene-d8 (S)	99	%.	73-130		1		06/03/20 03:52	2037-26-5	
4-Bromofluorobenzene (S)	101	%.	55-129		1		06/03/20 03:52	460-00-4	
Percent Moisture	Analytical Method: SM 2540G								
	Pace Analytical Services - Indianapolis								
Percent Moisture	**7.0**	%	0.10	0.10	1		06/03/20 13:55		

This report shall not be reproduced, except in full,
without the written consent of Pace Analytical Services, LLC.

Pace Analytical Services, LLC
7726 Moller Road
Indianapolis, IN 46268
(317)228-3100

ANALYTICAL RESULTS

Project: Amphenol
Pace Project No.: 50258418

Sample: GP-25 SL (19.00-19.50) **Lab ID: 50258418032** Collected: 05/28/20 14:43 Received: 05/29/20 09:17 Matrix: Solid

Results reported on a "dry weight" basis and are adjusted for percent moisture, sample size and any dilutions.

Parameters	Results	Units	Report Limit	MDL	DF	Prepared	Analyzed	CAS No.	Qual
8260 MSV 5035A VOA	Analytical Method: EPA 8260								
	Pace Analytical Services - Indianapolis								
1,1-Dichloroethane	**2.0**	mg/kg	0.26	0.049	50		06/04/20 06:00	75-34-3	
1,2-Dichloroethane	ND	mg/kg	0.0056	0.00022	1		06/03/20 04:25	107-06-2	
cis-1,2-Dichloroethene	ND	mg/kg	0.0056	0.00030	1		06/03/20 04:25	156-59-2	
trans-1,2-Dichloroethene	ND	mg/kg	0.0056	0.00031	1		06/03/20 04:25	156-60-5	
Methylene Chloride	ND	mg/kg	0.022	0.022	1		06/03/20 04:25	75-09-2	
Tetrachloroethene	ND	mg/kg	0.0056	0.00026	1		06/03/20 04:25	127-18-4	
1,1,1-Trichloroethane	**0.24**	mg/kg	0.0056	0.00026	1		06/03/20 04:25	71-55-6	
Trichloroethene	**0.54**	mg/kg	0.26	0.18	50		06/04/20 06:00	79-01-6	
Vinyl chloride	ND	mg/kg	0.0056	0.00022	1		06/03/20 04:25	75-01-4	
Surrogates									
Dibromofluoromethane (S)	99	%.	73-133		1		06/03/20 04:25	1868-53-7	
Toluene-d8 (S)	118	%.	73-130		1		06/03/20 04:25	2037-26-5	
4-Bromofluorobenzene (S)	83	%.	55-129		1		06/03/20 04:25	460-00-4	
Percent Moisture	Analytical Method: SM 2540G								
	Pace Analytical Services - Indianapolis								
Percent Moisture	**7.4**	%	0.10	0.10	1		06/03/20 13:55		

This report shall not be reproduced, except in full,
without the written consent of Pace Analytical Services, LLC.

Pace Analytical Services, LLC
7726 Moller Road
Indianapolis, IN 46268
(317)228-3100

ANALYTICAL RESULTS

Project: Amphenol
Pace Project No.: 50258418

Sample: GP-27 SL (17.50-18.00) **Lab ID: 50258418037** Collected: 05/28/20 15:55 Received: 05/29/20 09:17 Matrix: Solid

Results reported on a "dry weight" basis and are adjusted for percent moisture, sample size and any dilutions.

Parameters	Results	Units	Report Limit	MDL	DF	Prepared	Analyzed	CAS No.	Qual
8260 MSV 5035A VOA	Analytical Method: EPA 8260								
	Pace Analytical Services - Indianapolis								
1,1-Dichloroethane	ND	mg/kg	0.49	0.091	100		06/02/20 20:21	75-34-3	
1,2-Dichloroethane	ND	mg/kg	0.49	0.40	100		06/02/20 20:21	107-06-2	
cis-1,2-Dichloroethene	ND	mg/kg	0.49	0.35	100		06/02/20 20:21	156-59-2	
trans-1,2-Dichloroethene	ND	mg/kg	0.49	0.34	100		06/02/20 20:21	156-60-5	
Methylene Chloride	**0.18J**	mg/kg	2.0	0.098	100		06/02/20 20:21	75-09-2	
Tetrachloroethene	**70.4**	mg/kg	4.9	3.2	1000		06/04/20 04:20	127-18-4	
1,1,1-Trichloroethane	ND	mg/kg	0.49	0.34	100		06/02/20 20:21	71-55-6	
Trichloroethene	ND	mg/kg	0.49	0.34	100		06/02/20 20:21	79-01-6	
Vinyl chloride	ND	mg/kg	0.49	0.066	100		06/02/20 20:21	75-01-4	
Surrogates									
Dibromofluoromethane (S)	86	%.	73-133		100		06/02/20 20:21	1868-53-7	D4
Toluene-d8 (S)	97	%.	73-130		100		06/02/20 20:21	2037-26-5	
4-Bromofluorobenzene (S)	114	%.	55-129		100		06/02/20 20:21	460-00-4	
Percent Moisture	Analytical Method: SM 2540G								
	Pace Analytical Services - Indianapolis								
Percent Moisture	**13.7**	%	0.10	0.10	1		06/03/20 14:32		

This report shall not be reproduced, except in full,
without the written consent of Pace Analytical Services, LLC.

Pace Analytical Services, LLC
7726 Moller Road
Indianapolis, IN 46268
(317)228-3100

ANALYTICAL RESULTS

Project: Amphenol
Pace Project No.: 50258418

Sample: GP-27 SL (19.75-20.25) **Lab ID: 50258418038** Collected: 05/28/20 16:01 Received: 05/29/20 09:17 Matrix: Solid

Results reported on a "dry weight" basis and are adjusted for percent moisture, sample size and any dilutions.

Parameters	Results	Units	Report Limit	MDL	DF	Prepared	Analyzed	CAS No.	Qual
8260 MSV 5035A VOA	Analytical Method: EPA 8260								
	Pace Analytical Services - Indianapolis								
1,1-Dichloroethane	ND	mg/kg	5.7	1.1	1000		06/02/20 20:54	75-34-3	
1,2-Dichloroethane	ND	mg/kg	5.7	4.6	1000		06/02/20 20:54	107-06-2	
cis-1,2-Dichloroethene	ND	mg/kg	5.7	4.0	1000		06/02/20 20:54	156-59-2	
trans-1,2-Dichloroethene	ND	mg/kg	5.7	3.9	1000		06/02/20 20:54	156-60-5	
Methylene Chloride	**3.5J**	mg/kg	22.7	1.1	1000		06/02/20 20:54	75-09-2	
Tetrachloroethene	**84.3**	mg/kg	5.7	3.7	1000		06/02/20 20:54	127-18-4	
1,1,1-Trichloroethane	ND	mg/kg	5.7	3.9	1000		06/02/20 20:54	71-55-6	
Trichloroethene	ND	mg/kg	5.7	3.9	1000		06/02/20 20:54	79-01-6	
Vinyl chloride	ND	mg/kg	5.7	0.76	1000		06/02/20 20:54	75-01-4	
Surrogates									
Dibromofluoromethane (S)	99	%.	73-133		1000		06/02/20 20:54	1868-53-7	D4
Toluene-d8 (S)	94	%.	73-130		1000		06/02/20 20:54	2037-26-5	
4-Bromofluorobenzene (S)	113	%.	55-129		1000		06/02/20 20:54	460-00-4	
Percent Moisture	Analytical Method: SM 2540G								
	Pace Analytical Services - Indianapolis								
Percent Moisture	**14.6**	%	0.10	0.10	1		06/03/20 14:32		

This report shall not be reproduced, except in full,
without the written consent of Pace Analytical Services, LLC.

Pace Analytical Services, LLC
7726 Moller Road
Indianapolis, IN 46268
(317)228-3100

ANALYTICAL RESULTS

Project: Amphenol
Pace Project No.: 50258418

Sample: GP-27 SL (21.00-21.50) **Lab ID: 50258418039** Collected: 05/28/20 16:05 Received: 05/29/20 09:17 Matrix: Solid

Results reported on a "dry weight" basis and are adjusted for percent moisture, sample size and any dilutions.

Parameters	Results	Units	Report Limit	MDL	DF	Prepared	Analyzed	CAS No.	Qual
8260 MSV 5035A VOA	Analytical Method: EPA 8260								
	Pace Analytical Services - Indianapolis								
1,1-Dichloroethane	**0.041**	mg/kg	0.0065	0.00017	1		06/03/20 07:12	75-34-3	
1,2-Dichloroethane	ND	mg/kg	0.0065	0.00026	1		06/03/20 07:12	107-06-2	
cis-1,2-Dichloroethene	**4.7**	mg/kg	0.25	0.18	50		06/04/20 07:41	156-59-2	
trans-1,2-Dichloroethene	**0.021**	mg/kg	0.0065	0.00036	1		06/03/20 07:12	156-60-5	
Methylene Chloride	ND	mg/kg	0.026	0.026	1		06/03/20 07:12	75-09-2	
Tetrachloroethene	**66.0**	mg/kg	2.5	1.7	500		06/04/20 15:44	127-18-4	
1,1,1-Trichloroethane	**0.023**	mg/kg	0.0065	0.00030	1		06/03/20 07:12	71-55-6	
Trichloroethene	**0.20**	mg/kg	0.0065	0.00049	1		06/03/20 07:12	79-01-6	
Vinyl chloride	**0.40**	mg/kg	0.0065	0.00026	1		06/03/20 07:12	75-01-4	E
Surrogates									
Dibromofluoromethane (S)	93	%.	73-133		1		06/03/20 07:12	1868-53-7	
Toluene-d8 (S)	107	%.	73-130		1		06/03/20 07:12	2037-26-5	
4-Bromofluorobenzene (S)	97	%.	55-129		1		06/03/20 07:12	460-00-4	
Percent Moisture	Analytical Method: SM 2540G								
	Pace Analytical Services - Indianapolis								
Percent Moisture	**12.7**	%	0.10	0.10	1		06/03/20 14:33		

This report shall not be reproduced, except in full,
without the written consent of Pace Analytical Services, LLC.

Pace Analytical Services, LLC
7726 Moller Road
Indianapolis, IN 46268
(317)228-3100

ANALYTICAL RESULTS

Project: Amphenol
Pace Project No.: 50258418

Sample: GP-27 SL (21.55-22.05) **Lab ID: 50258418040** Collected: 05/28/20 16:10 Received: 05/29/20 09:17 Matrix: Solid

Results reported on a "dry weight" basis and are adjusted for percent moisture, sample size and any dilutions.

Parameters	Results	Units	Report Limit	MDL	DF	Prepared	Analyzed	CAS No.	Qual
8260 MSV 5035A VOA	Analytical Method: EPA 8260								
	Pace Analytical Services - Indianapolis								
1,1-Dichloroethane	ND	mg/kg	20.2	3.8	5000		06/02/20 21:28	75-34-3	
1,2-Dichloroethane	ND	mg/kg	20.2	16.4	5000		06/02/20 21:28	107-06-2	
cis-1,2-Dichloroethene	ND	mg/kg	20.2	14.3	5000		06/02/20 21:28	156-59-2	
trans-1,2-Dichloroethene	ND	mg/kg	20.2	13.9	5000		06/02/20 21:28	156-60-5	
Methylene Chloride	ND	mg/kg	80.9	4.0	5000		06/02/20 21:28	75-09-2	
Tetrachloroethene	**103**	mg/kg	20.2	13.3	5000		06/02/20 21:28	127-18-4	
1,1,1-Trichloroethane	ND	mg/kg	20.2	14.0	5000		06/02/20 21:28	71-55-6	
Trichloroethene	ND	mg/kg	20.2	14.0	5000		06/02/20 21:28	79-01-6	
Vinyl chloride	ND	mg/kg	20.2	2.7	5000		06/02/20 21:28	75-01-4	
Surrogates									
Dibromofluoromethane (S)	100	%.	73-133		5000		06/02/20 21:28	1868-53-7	D4
Toluene-d8 (S)	95	%.	73-130		5000		06/02/20 21:28	2037-26-5	
4-Bromofluorobenzene (S)	115	%.	55-129		5000		06/02/20 21:28	460-00-4	
Percent Moisture	Analytical Method: SM 2540G								
	Pace Analytical Services - Indianapolis								
Percent Moisture	**6.9**	%	0.10	0.10	1		06/03/20 14:33		

This report shall not be reproduced, except in full,
without the written consent of Pace Analytical Services, LLC.

Pace Analytical Services, LLC
7726 Moller Road
Indianapolis, IN 46268
(317)228-3100

ANALYTICAL RESULTS

Project: Amphenol
Pace Project No.: 50258418

Sample: GP-28 SL (12.50-13.00) **Lab ID: 50258418041** Collected: 05/28/20 16:39 Received: 05/29/20 09:17 Matrix: Solid

Results reported on a "dry weight" basis and are adjusted for percent moisture, sample size and any dilutions.

Parameters	Results	Units	Report Limit	MDL	DF	Prepared	Analyzed	CAS No.	Qual
8260 MSV 5035A VOA	Analytical Method: EPA 8260								
	Pace Analytical Services - Indianapolis								
1,1-Dichloroethane	ND	mg/kg	0.0058	0.00015	1		06/03/20 07:46	75-34-3	
1,2-Dichloroethane	ND	mg/kg	0.0058	0.00023	1		06/03/20 07:46	107-06-2	
cis-1,2-Dichloroethene	ND	mg/kg	0.0058	0.00031	1		06/03/20 07:46	156-59-2	
trans-1,2-Dichloroethene	ND	mg/kg	0.0058	0.00032	1		06/03/20 07:46	156-60-5	
Methylene Chloride	ND	mg/kg	0.023	0.023	1		06/03/20 07:46	75-09-2	
Tetrachloroethene	**0.081**	mg/kg	0.0058	0.00027	1		06/03/20 07:46	127-18-4	
1,1,1-Trichloroethane	ND	mg/kg	0.0058	0.00027	1		06/03/20 07:46	71-55-6	
Trichloroethene	ND	mg/kg	0.0058	0.00044	1		06/03/20 07:46	79-01-6	
Vinyl chloride	ND	mg/kg	0.0058	0.00023	1		06/03/20 07:46	75-01-4	
Surrogates									
Dibromofluoromethane (S)	93	%.	73-133		1		06/03/20 07:46	1868-53-7	
Toluene-d8 (S)	97	%.	73-130		1		06/03/20 07:46	2037-26-5	
4-Bromofluorobenzene (S)	108	%.	55-129		1		06/03/20 07:46	460-00-4	
Percent Moisture	Analytical Method: SM 2540G								
	Pace Analytical Services - Indianapolis								
Percent Moisture	**10.1**	%	0.10	0.10	1		06/03/20 14:33		

This report shall not be reproduced, except in full,
without the written consent of Pace Analytical Services, LLC.

Pace Analytical Services, LLC
7726 Moller Road
Indianapolis, IN 46268
(317)228-3100

ANALYTICAL RESULTS

Project: Amphenol
Pace Project No.: 50258418

Sample: GP-28 SL (13.00-13.50) **Lab ID: 50258418042** Collected: 05/28/20 16:42 Received: 05/29/20 09:17 Matrix: Solid

Results reported on a "dry weight" basis and are adjusted for percent moisture, sample size and any dilutions.

Parameters	Results	Units	Report Limit	MDL	DF	Prepared	Analyzed	CAS No.	Qual
8260 MSV 5035A VOA	Analytical Method: EPA 8260								
	Pace Analytical Services - Indianapolis								
1,1-Dichloroethane	ND	mg/kg	0.0043	0.00011	1		06/03/20 09:27	75-34-3	
1,2-Dichloroethane	ND	mg/kg	0.0043	0.00017	1		06/03/20 09:27	107-06-2	
cis-1,2-Dichloroethene	ND	mg/kg	0.0043	0.00023	1		06/03/20 09:27	156-59-2	
trans-1,2-Dichloroethene	ND	mg/kg	0.0043	0.00024	1		06/03/20 09:27	156-60-5	
Methylene Chloride	ND	mg/kg	0.017	0.017	1		06/03/20 09:27	75-09-2	
Tetrachloroethene	**0.087**	mg/kg	0.0043	0.00020	1		06/03/20 09:27	127-18-4	
1,1,1-Trichloroethane	ND	mg/kg	0.0043	0.00020	1		06/03/20 09:27	71-55-6	
Trichloroethene	**0.0052**	mg/kg	0.0043	0.00033	1		06/03/20 09:27	79-01-6	
Vinyl chloride	ND	mg/kg	0.0043	0.00017	1		06/03/20 09:27	75-01-4	
Surrogates									
Dibromofluoromethane (S)	92	%.	73-133		1		06/03/20 09:27	1868-53-7	
Toluene-d8 (S)	95	%.	73-130		1		06/03/20 09:27	2037-26-5	
4-Bromofluorobenzene (S)	104	%.	55-129		1		06/03/20 09:27	460-00-4	
Percent Moisture	Analytical Method: SM 2540G								
	Pace Analytical Services - Indianapolis								
Percent Moisture	**7.0**	%	0.10	0.10	1		06/03/20 14:33		

This report shall not be reproduced, except in full,
without the written consent of Pace Analytical Services, LLC.

Pace Analytical Services, LLC
7726 Moller Road
Indianapolis, IN 46268
(317)228-3100

ANALYTICAL RESULTS

Project: Amphenol
Pace Project No.: 50258418

Sample: GP-28 SL (21.95-22.45) **Lab ID: 50258418043** Collected: 05/28/20 16:49 Received: 05/29/20 09:17 Matrix: Solid

Results reported on a "dry weight" basis and are adjusted for percent moisture, sample size and any dilutions.

Parameters	Results	Units	Report Limit	MDL	DF	Prepared	Analyzed	CAS No.	Qual
8260 MSV 5035A VOA	Analytical Method: EPA 8260								
	Pace Analytical Services - Indianapolis								
1,1-Dichloroethane	ND	mg/kg	0.0054	0.00014	1		06/03/20 14:08	75-34-3	
1,2-Dichloroethane	ND	mg/kg	0.0054	0.00022	1		06/03/20 14:08	107-06-2	
cis-1,2-Dichloroethene	ND	mg/kg	0.0054	0.00029	1		06/03/20 14:08	156-59-2	
trans-1,2-Dichloroethene	ND	mg/kg	0.0054	0.00030	1		06/03/20 14:08	156-60-5	
Methylene Chloride	ND	mg/kg	0.022	0.022	1		06/03/20 14:08	75-09-2	
Tetrachloroethene	**0.038**	mg/kg	0.0054	0.00025	1		06/03/20 14:08	127-18-4	
1,1,1-Trichloroethane	**0.0065**	mg/kg	0.0054	0.00025	1		06/03/20 14:08	71-55-6	
Trichloroethene	**0.0081**	mg/kg	0.0054	0.00041	1		06/03/20 14:08	79-01-6	
Vinyl chloride	ND	mg/kg	0.0054	0.00022	1		06/03/20 14:08	75-01-4	
Surrogates									
Dibromofluoromethane (S)	96	%.	73-133		1		06/03/20 14:08	1868-53-7	
Toluene-d8 (S)	97	%.	73-130		1		06/03/20 14:08	2037-26-5	
4-Bromofluorobenzene (S)	102	%.	55-129		1		06/03/20 14:08	460-00-4	
Percent Moisture	Analytical Method: SM 2540G								
	Pace Analytical Services - Indianapolis								
Percent Moisture	**13.0**	%	0.10	0.10	1		06/03/20 14:34		

This report shall not be reproduced, except in full,
without the written consent of Pace Analytical Services, LLC.

Pace Analytical Services, LLC
7726 Moller Road
Indianapolis, IN 46268
(317)228-3100

ANALYTICAL RESULTS

Project: Amphenol
Pace Project No.: 50258418

Sample: GP-28 SL (22.50-23.00) **Lab ID: 50258418044** Collected: 05/28/20 16:52 Received: 05/29/20 09:17 Matrix: Solid

Results reported on a "dry weight" basis and are adjusted for percent moisture, sample size and any dilutions.

Parameters	Results	Units	Report Limit	MDL	DF	Prepared	Analyzed	CAS No.	Qual
8260 MSV 5035A VOA	Analytical Method: EPA 8260								
	Pace Analytical Services - Indianapolis								
1,1-Dichloroethane	**0.0059**	mg/kg	0.0040	0.00010	1		06/03/20 18:36	75-34-3	
1,2-Dichloroethane	ND	mg/kg	0.0040	0.00016	1		06/03/20 18:36	107-06-2	
cis-1,2-Dichloroethene	ND	mg/kg	0.0040	0.00022	1		06/03/20 18:36	156-59-2	
trans-1,2-Dichloroethene	ND	mg/kg	0.0040	0.00023	1		06/03/20 18:36	156-60-5	
Methylene Chloride	ND	mg/kg	0.016	0.016	1		06/03/20 18:36	75-09-2	
Tetrachloroethene	**0.014**	mg/kg	0.0040	0.00018	1		06/03/20 18:36	127-18-4	
1,1,1-Trichloroethane	**0.072**	mg/kg	0.0040	0.00018	1		06/03/20 18:36	71-55-6	
Trichloroethene	**6.7**	mg/kg	0.46	0.32	100		06/04/20 16:08	79-01-6	
Vinyl chloride	ND	mg/kg	0.0040	0.00016	1		06/03/20 18:36	75-01-4	
Surrogates									
Dibromofluoromethane (S)	95	%.	73-133		1		06/03/20 18:36	1868-53-7	
Toluene-d8 (S)	119	%.	73-130		1		06/03/20 18:36	2037-26-5	
4-Bromofluorobenzene (S)	80	%.	55-129		1		06/03/20 18:36	460-00-4	
Percent Moisture	Analytical Method: SM 2540G								
	Pace Analytical Services - Indianapolis								
Percent Moisture	**7.1**	%	0.10	0.10	1		06/03/20 14:34		

This report shall not be reproduced, except in full,
without the written consent of Pace Analytical Services, LLC.

Pace Analytical Services, LLC
7726 Moller Road
Indianapolis, IN 46268
(317)228-3100

ANALYTICAL RESULTS

Project: Amphenol
Pace Project No.: 50258418

Sample: FD-8 SL **Lab ID: 50258418045** Collected: 05/28/20 08:00 Received: 05/29/20 09:17 Matrix: Solid

Results reported on a "dry weight" basis and are adjusted for percent moisture, sample size and any dilutions.

Parameters	Results	Units	Report Limit	MDL	DF	Prepared	Analyzed	CAS No.	Qual
8260 MSV 5035A VOA	Analytical Method: EPA 8260								
	Pace Analytical Services - Indianapolis								
1,1-Dichloroethane	ND	mg/kg	26.6	4.9	5000		06/02/20 22:01	75-34-3	
1,2-Dichloroethane	ND	mg/kg	26.6	21.6	5000		06/02/20 22:01	107-06-2	
cis-1,2-Dichloroethene	ND	mg/kg	26.6	18.8	5000		06/02/20 22:01	156-59-2	
trans-1,2-Dichloroethene	ND	mg/kg	26.6	18.3	5000		06/02/20 22:01	156-60-5	
Methylene Chloride	**16.6J**	mg/kg	106	5.3	5000		06/02/20 22:01	75-09-2	
Tetrachloroethene	**34.6**	mg/kg	26.6	17.4	5000		06/02/20 22:01	127-18-4	
1,1,1-Trichloroethane	ND	mg/kg	26.6	18.3	5000		06/02/20 22:01	71-55-6	
Trichloroethene	ND	mg/kg	26.6	18.4	5000		06/02/20 22:01	79-01-6	
Vinyl chloride	ND	mg/kg	26.6	3.6	5000		06/02/20 22:01	75-01-4	
Surrogates									
Dibromofluoromethane (S)	102	%.	73-133		5000		06/02/20 22:01	1868-53-7	D4
Toluene-d8 (S)	96	%.	73-130		5000		06/02/20 22:01	2037-26-5	
4-Bromofluorobenzene (S)	114	%.	55-129		5000		06/02/20 22:01	460-00-4	
Percent Moisture	Analytical Method: SM 2540G								
	Pace Analytical Services - Indianapolis								
Percent Moisture	**18.3**	%	0.10	0.10	1		06/03/20 14:34		

This report shall not be reproduced, except in full,
without the written consent of Pace Analytical Services, LLC.

Pace Analytical Services, LLC
7726 Moller Road
Indianapolis, IN 46268
(317)228-3100

ANALYTICAL RESULTS

Project: Amphenol
Pace Project No.: 50258418

Sample: FD-9 SL **Lab ID: 50258418046** Collected: 05/28/20 08:00 Received: 05/29/20 09:17 Matrix: Solid

Results reported on a "dry weight" basis and are adjusted for percent moisture, sample size and any dilutions.

Parameters	Results	Units	Report Limit	MDL	DF	Prepared	Analyzed	CAS No.	Qual
8260 MSV 5035A VOA	Analytical Method: EPA 8260								
	Pace Analytical Services - Indianapolis								
1,1-Dichloroethane	ND	mg/kg	0.0043	0.00011	1		06/03/20 19:09	75-34-3	
1,2-Dichloroethane	ND	mg/kg	0.0043	0.00017	1		06/03/20 19:09	107-06-2	
cis-1,2-Dichloroethene	ND	mg/kg	0.0043	0.00023	1		06/03/20 19:09	156-59-2	
trans-1,2-Dichloroethene	ND	mg/kg	0.0043	0.00024	1		06/03/20 19:09	156-60-5	
Methylene Chloride	ND	mg/kg	0.017	0.017	1		06/03/20 19:09	75-09-2	
Tetrachloroethene	**5.8**	mg/kg	0.24	0.16	50		06/04/20 14:57	127-18-4	
1,1,1-Trichloroethane	**0.037**	mg/kg	0.0043	0.00020	1		06/03/20 19:09	71-55-6	
Trichloroethene	**0.55**	mg/kg	0.24	0.17	50		06/04/20 14:57	79-01-6	
Vinyl chloride	ND	mg/kg	0.0043	0.00017	1		06/03/20 19:09	75-01-4	
Surrogates									
Dibromofluoromethane (S)	92	%.	73-133		1		06/03/20 19:09	1868-53-7	
Toluene-d8 (S)	112	%.	73-130		1		06/03/20 19:09	2037-26-5	
4-Bromofluorobenzene (S)	92	%.	55-129		1		06/03/20 19:09	460-00-4	
Percent Moisture	Analytical Method: SM 2540G								
	Pace Analytical Services - Indianapolis								
Percent Moisture	**9.2**	%	0.10	0.10	1		06/03/20 14:34		

This report shall not be reproduced, except in full,
without the written consent of Pace Analytical Services, LLC.

Pace Analytical Services, LLC
7726 Moller Road
Indianapolis, IN 46268
(317)228-3100

ANALYTICAL RESULTS

Project: Amphenol
Pace Project No.: 50258418

Sample: FD-10 SL **Lab ID: 50258418047** Collected: 05/28/20 08:00 Received: 05/29/20 09:17 Matrix: Solid

Results reported on a "dry weight" basis and are adjusted for percent moisture, sample size and any dilutions.

Parameters	Results	Units	Report Limit	MDL	DF	Prepared	Analyzed	CAS No.	Qual
8260 MSV 5035A VOA	Analytical Method: EPA 8260								
	Pace Analytical Services - Indianapolis								
1,1-Dichloroethane	ND	mg/kg	0.0047	0.00087	1		06/03/20 02:28	75-34-3	
1,2-Dichloroethane	ND	mg/kg	0.0047	0.0038	1		06/03/20 02:28	107-06-2	
cis-1,2-Dichloroethene	ND	mg/kg	0.0047	0.0033	1		06/03/20 02:28	156-59-2	
trans-1,2-Dichloroethene	ND	mg/kg	0.0047	0.0032	1		06/03/20 02:28	156-60-5	
Methylene Chloride	ND	mg/kg	0.019	0.00094	1		06/03/20 02:28	75-09-2	
Tetrachloroethene	**0.053**	mg/kg	0.0047	0.0031	1		06/03/20 02:28	127-18-4	
1,1,1-Trichloroethane	**0.0098**	mg/kg	0.0047	0.0032	1		06/03/20 02:28	71-55-6	
Trichloroethene	**0.016**	mg/kg	0.0047	0.0032	1		06/03/20 02:28	79-01-6	
Vinyl chloride	ND	mg/kg	0.0047	0.00063	1		06/03/20 02:28	75-01-4	
Surrogates									
Dibromofluoromethane (S)	97	%.	73-133		1		06/03/20 02:28	1868-53-7	
Toluene-d8 (S)	99	%.	73-130		1		06/03/20 02:28	2037-26-5	
4-Bromofluorobenzene (S)	107	%.	55-129		1		06/03/20 02:28	460-00-4	
Percent Moisture	Analytical Method: SM 2540G								
	Pace Analytical Services - Indianapolis								
Percent Moisture	**7.9**	%	0.10	0.10	1		06/03/20 14:34		

This report shall not be reproduced, except in full,
without the written consent of Pace Analytical Services, LLC.

Pace Analytical Services, LLC
7726 Moller Road
Indianapolis, IN 46268
(317)228-3100

ANALYTICAL RESULTS

Project: Amphenol
Pace Project No.: 50258418

Sample: FD-11 SL **Lab ID: 50258418048** Collected: 05/28/20 08:00 Received: 05/29/20 09:17 Matrix: Solid

Results reported on a "dry weight" basis and are adjusted for percent moisture, sample size and any dilutions.

Parameters	Results	Units	Report Limit	MDL	DF	Prepared	Analyzed	CAS No.	Qual
8260 MSV 5035A VOA	Analytical Method: EPA 8260								
	Pace Analytical Services - Indianapolis								
1,1-Dichloroethane	ND	mg/kg	5.4	1.0	1000		06/02/20 22:34	75-34-3	
1,2-Dichloroethane	ND	mg/kg	5.4	4.4	1000		06/02/20 22:34	107-06-2	
cis-1,2-Dichloroethene	**5.4**	mg/kg	5.4	3.8	1000		06/02/20 22:34	156-59-2	
trans-1,2-Dichloroethene	ND	mg/kg	5.4	3.7	1000		06/02/20 22:34	156-60-5	
Methylene Chloride	**2.2J**	mg/kg	21.6	1.1	1000		06/02/20 22:34	75-09-2	
Tetrachloroethene	**114**	mg/kg	27.0	17.7	5000		06/04/20 04:54	127-18-4	
1,1,1-Trichloroethane	ND	mg/kg	5.4	3.7	1000		06/02/20 22:34	71-55-6	
Trichloroethene	**21.1**	mg/kg	5.4	3.7	1000		06/02/20 22:34	79-01-6	
Vinyl chloride	ND	mg/kg	5.4	0.72	1000		06/02/20 22:34	75-01-4	
Surrogates									
Dibromofluoromethane (S)	86	%.	73-133		1000		06/02/20 22:34	1868-53-7	D4
Toluene-d8 (S)	98	%.	73-130		1000		06/02/20 22:34	2037-26-5	
4-Bromofluorobenzene (S)	115	%.	55-129		1000		06/02/20 22:34	460-00-4	
Percent Moisture	Analytical Method: SM 2540G								
	Pace Analytical Services - Indianapolis								
Percent Moisture	**15.2**	%	0.10	0.10	1		06/03/20 14:34		

This report shall not be reproduced, except in full,
without the written consent of Pace Analytical Services, LLC.

Pace Analytical Services, LLC
7726 Moller Road
Indianapolis, IN 46268
(317)228-3100

ANALYTICAL RESULTS

Project: Amphenol
Pace Project No.: 50258418

Sample: FD-12 SL **Lab ID: 50258418049** Collected: 05/28/20 08:00 Received: 05/29/20 09:17 Matrix: Solid

Results reported on a "dry weight" basis and are adjusted for percent moisture, sample size and any dilutions.

Parameters	Results	Units	Report Limit	MDL	DF	Prepared	Analyzed	CAS No.	Qual
8260 MSV 5035A VOA	Analytical Method: EPA 8260								
	Pace Analytical Services - Indianapolis								
1,1-Dichloroethane	ND	mg/kg	0.0052	0.00096	1		06/03/20 03:02	75-34-3	
1,2-Dichloroethane	ND	mg/kg	0.0052	0.0042	1		06/03/20 03:02	107-06-2	
cis-1,2-Dichloroethene	ND	mg/kg	0.0052	0.0036	1		06/03/20 03:02	156-59-2	
trans-1,2-Dichloroethene	ND	mg/kg	0.0052	0.0035	1		06/03/20 03:02	156-60-5	
Methylene Chloride	ND	mg/kg	0.021	0.0010	1		06/03/20 03:02	75-09-2	
Tetrachloroethene	**0.065**	mg/kg	0.0052	0.0034	1		06/03/20 03:02	127-18-4	
1,1,1-Trichloroethane	**0.0062**	mg/kg	0.0052	0.0036	1		06/03/20 03:02	71-55-6	
Trichloroethene	**0.037**	mg/kg	0.0052	0.0036	1		06/03/20 03:02	79-01-6	
Vinyl chloride	ND	mg/kg	0.0052	0.00069	1		06/03/20 03:02	75-01-4	
Surrogates									
Dibromofluoromethane (S)	97	%.	73-133		1		06/03/20 03:02	1868-53-7	
Toluene-d8 (S)	100	%.	73-130		1		06/03/20 03:02	2037-26-5	
4-Bromofluorobenzene (S)	109	%.	55-129		1		06/03/20 03:02	460-00-4	
Percent Moisture	Analytical Method: SM 2540G								
	Pace Analytical Services - Indianapolis								
Percent Moisture	**13.3**	%	0.10	0.10	1		06/03/20 14:35		

This report shall not be reproduced, except in full,
without the written consent of Pace Analytical Services, LLC.

Pace Analytical Services, LLC
7726 Moller Road
Indianapolis, IN 46268
(317)228-3100

ANALYTICAL RESULTS

Project: Amphenol
Pace Project No.: 50258418

Sample: TB-3 WT **Lab ID: 50258418050** Collected: 05/28/20 09:20 Received: 05/29/20 09:17 Matrix: Water

Parameters	Results	Units	Report Limit	MDL	DF	Prepared	Analyzed	CAS No.	Qual
8260/5030 MSV	Analytical Method: EPA 8260								
	Pace Analytical Services - Indianapolis								
1,1-Dichloroethane	ND	ug/L	5.0	0.46	1		06/02/20 00:02	75-34-3	
1,2-Dichloroethane	ND	ug/L	5.0	2.9	1		06/02/20 00:02	107-06-2	
cis-1,2-Dichloroethene	ND	ug/L	5.0	3.2	1		06/02/20 00:02	156-59-2	
trans-1,2-Dichloroethene	ND	ug/L	5.0	3.4	1		06/02/20 00:02	156-60-5	
Methylene Chloride	ND	ug/L	5.0	0.47	1		06/02/20 00:02	75-09-2	
Tetrachloroethene	ND	ug/L	5.0	0.32	1		06/02/20 00:02	127-18-4	
1,1,1-Trichloroethane	ND	ug/L	5.0	3.1	1		06/02/20 00:02	71-55-6	
Trichloroethene	ND	ug/L	5.0	2.7	1		06/02/20 00:02	79-01-6	
Vinyl chloride	ND	ug/L	2.0	0.55	1		06/02/20 00:02	75-01-4	
Surrogates									
Dibromofluoromethane (S)	96	%.	75-120		1		06/02/20 00:02	1868-53-7	
4-Bromofluorobenzene (S)	109	%.	85-116		1		06/02/20 00:02	460-00-4	
Toluene-d8 (S)	93	%.	83-111		1		06/02/20 00:02	2037-26-5	

This report shall not be reproduced, except in full,
without the written consent of Pace Analytical Services, LLC.

Pace Analytical Services, LLC
7726 Moller Road
Indianapolis, IN 46268
(317)228-3100

ANALYTICAL RESULTS

Project: Amphenol
Pace Project No.: 50258418

Sample: EB-3 WT **Lab ID: 50258418051** Collected: 05/28/20 11:25 Received: 05/29/20 09:17 Matrix: Water

Parameters	Results	Units	Report Limit	MDL	DF	Prepared	Analyzed	CAS No.	Qual
8260/5030 MSV	Analytical Method: EPA 8260								
	Pace Analytical Services - Indianapolis								
1,1-Dichloroethane	ND	ug/L	5.0	0.46	1		06/02/20 00:35	75-34-3	
1,2-Dichloroethane	ND	ug/L	5.0	2.9	1		06/02/20 00:35	107-06-2	
cis-1,2-Dichloroethene	ND	ug/L	5.0	3.2	1		06/02/20 00:35	156-59-2	
trans-1,2-Dichloroethene	ND	ug/L	5.0	3.4	1		06/02/20 00:35	156-60-5	
Methylene Chloride	ND	ug/L	5.0	0.47	1		06/02/20 00:35	75-09-2	
Tetrachloroethene	ND	ug/L	5.0	0.32	1		06/02/20 00:35	127-18-4	
1,1,1-Trichloroethane	ND	ug/L	5.0	3.1	1		06/02/20 00:35	71-55-6	
Trichloroethene	ND	ug/L	5.0	2.7	1		06/02/20 00:35	79-01-6	
Vinyl chloride	ND	ug/L	2.0	0.55	1		06/02/20 00:35	75-01-4	
Surrogates									
Dibromofluoromethane (S)	96	%.	75-120		1		06/02/20 00:35	1868-53-7	
4-Bromofluorobenzene (S)	109	%.	85-116		1		06/02/20 00:35	460-00-4	
Toluene-d8 (S)	94	%.	83-111		1		06/02/20 00:35	2037-26-5	

This report shall not be reproduced, except in full,
without the written consent of Pace Analytical Services, LLC.

Pace Analytical Services, LLC
7726 Moller Road
Indianapolis, IN 46268
(317)228-3100

QUALITY CONTROL DATA

Project: Amphenol
Pace Project No.: 50258418

QC Batch: 564756
QC Batch Method: EPA 8260
Analysis Method: EPA 8260
Analysis Description: 8260 MSV
Laboratory: Pace Analytical Services - Indianapolis
Associated Lab Samples: 50258418050, 50258418051

METHOD BLANK: 2605314 Matrix: Water
Associated Lab Samples: 50258418050, 50258418051

Parameter	Units	Blank Result	Reporting Limit	MDL	Analyzed	Qualifiers
1,1,1-Trichloroethane	ug/L	ND	5.0	3.1	06/01/20 23:28	
1,1-Dichloroethane	ug/L	ND	5.0	0.46	06/01/20 23:28	
1,2-Dichloroethane	ug/L	ND	5.0	2.9	06/01/20 23:28	
cis-1,2-Dichloroethene	ug/L	ND	5.0	3.2	06/01/20 23:28	
Methylene Chloride	ug/L	ND	5.0	0.47	06/01/20 23:28	
Tetrachloroethene	ug/L	ND	5.0	0.32	06/01/20 23:28	
trans-1,2-Dichloroethene	ug/L	ND	5.0	3.4	06/01/20 23:28	
Trichloroethene	ug/L	ND	5.0	2.7	06/01/20 23:28	
Vinyl chloride	ug/L	ND	2.0	0.55	06/01/20 23:28	
4-Bromofluorobenzene (S)	%.	110	85-116		06/01/20 23:28	
Dibromofluoromethane (S)	%.	95	75-120		06/01/20 23:28	
Toluene-d8 (S)	%.	94	83-111		06/01/20 23:28	

LABORATORY CONTROL SAMPLE: 2605315

Parameter	Units	Spike Conc.	LCS Result	LCS % Rec	% Rec Limits	Qualifiers
1,1,1-Trichloroethane	ug/L	50	49.0	98	78-130	
1,1-Dichloroethane	ug/L	50	51.7	103	77-123	
1,2-Dichloroethane	ug/L	50	48.7	97	66-127	
cis-1,2-Dichloroethene	ug/L	50	48.8	98	76-120	
Methylene Chloride	ug/L	50	52.5	105	68-126	
Tetrachloroethene	ug/L	50	44.2	88	70-123	
trans-1,2-Dichloroethene	ug/L	50	49.3	99	79-126	
Trichloroethene	ug/L	50	50.9	102	78-120	
Vinyl chloride	ug/L	50	49.9	100	55-122	
4-Bromofluorobenzene (S)	%.			108	85-116	
Dibromofluoromethane (S)	%.			91	75-120	
Toluene-d8 (S)	%.			96	83-111	

MATRIX SPIKE & MATRIX SPIKE DUPLICATE: 2605316 2605317

Parameter	Units	50258488001 Result	MS Spike Conc.	MSD Spike Conc.	MS Result	MSD Result	MS % Rec	MSD % Rec	% Rec Limits	RPD	Max RPD	Qual
1,1,1-Trichloroethane	ug/L	6.7	50	50	54.8	54.4	96	96	56-144	1	20	
1,1-Dichloroethane	ug/L	ND	50	50	52.7	52.9	105	106	53-140	0	20	
1,2-Dichloroethane	ug/L	ND	50	50	47.9	48.1	96	96	46-145	1	20	
cis-1,2-Dichloroethene	ug/L	ND	50	50	46.8	47.1	94	94	53-134	1	20	

Results presented on this page are in the units indicated by the "Units" column except where an alternate unit is presented to the right of the result.

REPORT OF LABORATORY ANALYSIS

This report shall not be reproduced, except in full,
without the written consent of Pace Analytical Services, LLC.

Pace Analytical Services, LLC
7726 Moller Road
Indianapolis, IN 46268
(317)228-3100

QUALITY CONTROL DATA

Project: Amphenol
Pace Project No.: 50258418

MATRIX SPIKE & MATRIX SPIKE DUPLICATE: 2605316 2605317

Parameter	Units	50258488001 Result	MS Spike Conc.	MSD Spike Conc.	MS Result	MSD Result	MS % Rec	MSD % Rec	% Rec Limits	RPD	Max RPD	Qual
Methylene Chloride	ug/L	ND	50	50	51.9	49.8	104	100	46-138	4	20	
Tetrachloroethene	ug/L	ND	50	50	38.4	38.3	74	74	32-140	0	20	
trans-1,2-Dichloroethene	ug/L	ND	50	50	48.0	46.9	96	94	57-138	2	20	
Trichloroethene	ug/L	11.2	50	50	57.9	55.7	93	89	47-137	4	20	
Vinyl chloride	ug/L	ND	50	50	49.8	49.2	100	98	36-136	1	20	
4-Bromofluorobenzene (S)	%.						108	108	85-116			
Dibromofluoromethane (S)	%.						94	93	75-120			
Toluene-d8 (S)	%.						97	97	83-111			

Results presented on this page are in the units indicated by the "Units" column except where an alternate unit is presented to the right of the result.

This report shall not be reproduced, except in full,
without the written consent of Pace Analytical Services, LLC.

Pace Analytical Services, LLC
7726 Moller Road
Indianapolis, IN 46268
(317)228-3100

QUALITY CONTROL DATA

Project: Amphenol
Pace Project No.: 50258418

QC Batch: 564915
QC Batch Method: EPA 8260
Analysis Method: EPA 8260
Analysis Description: 8260 MSV 5035A Volatile Organics
Laboratory: Pace Analytical Services - Indianapolis

Associated Lab Samples: 50258418001, 50258418002, 50258418005, 50258418006, 50258418007, 50258418016, 50258418017, 50258418018, 50258418019, 50258418020, 50258418021, 50258418022, 50258418023, 50258418024, 50258418025, 50258418026

METHOD BLANK: 2605764
Matrix: Solid

Associated Lab Samples: 50258418001, 50258418002, 50258418005, 50258418006, 50258418007, 50258418016, 50258418017, 50258418018, 50258418019, 50258418020, 50258418021, 50258418022, 50258418023, 50258418024, 50258418025, 50258418026

Parameter	Units	Blank Result	Reporting Limit	MDL	Analyzed	Qualifiers
1,1,1-Trichloroethane	mg/kg	ND	0.0050	0.00023	06/02/20 12:48	
1,1-Dichloroethane	mg/kg	ND	0.0050	0.00013	06/02/20 12:48	
1,2-Dichloroethane	mg/kg	ND	0.0050	0.00020	06/02/20 12:48	
cis-1,2-Dichloroethene	mg/kg	ND	0.0050	0.00027	06/02/20 12:48	
Methylene Chloride	mg/kg	ND	0.020	0.020	06/02/20 12:48	
Tetrachloroethene	mg/kg	ND	0.0050	0.00023	06/02/20 12:48	
trans-1,2-Dichloroethene	mg/kg	ND	0.0050	0.00028	06/02/20 12:48	
Trichloroethene	mg/kg	ND	0.0050	0.00038	06/02/20 12:48	
Vinyl chloride	mg/kg	ND	0.0050	0.00020	06/02/20 12:48	
4-Bromofluorobenzene (S)	%.	111	55-129		06/02/20 12:48	
Dibromofluoromethane (S)	%.	96	73-133		06/02/20 12:48	
Toluene-d8 (S)	%.	95	73-130		06/02/20 12:48	

LABORATORY CONTROL SAMPLE: 2605765

Parameter	Units	Spike Conc.	LCS Result	LCS % Rec	% Rec Limits	Qualifiers
1,1,1-Trichloroethane	mg/kg	0.05	0.050	100	72-132	
1,1-Dichloroethane	mg/kg	0.05	0.051	102	73-122	
1,2-Dichloroethane	mg/kg	0.05	0.046	92	67-129	
cis-1,2-Dichloroethene	mg/kg	0.05	0.047	93	73-117	
Methylene Chloride	mg/kg	0.05	0.052	103	62-137	
Tetrachloroethene	mg/kg	0.05	0.046	91	59-119	
trans-1,2-Dichloroethene	mg/kg	0.05	0.049	99	71-125	
Trichloroethene	mg/kg	0.05	0.050	101	68-118	
Vinyl chloride	mg/kg	0.05	0.050	99	49-125	
4-Bromofluorobenzene (S)	%.			110	55-129	
Dibromofluoromethane (S)	%.			90	73-133	
Toluene-d8 (S)	%.			98	73-130	

MATRIX SPIKE & MATRIX SPIKE DUPLICATE: 2605766 2605767

Parameter	Units	50258418017 Result	MS Spike Conc.	MSD Spike Conc.	MS Result	MSD Result	MS % Rec	MSD % Rec	% Rec Limits	RPD	Max RPD	Qual
1,1,1-Trichloroethane	mg/kg	ND	0.079	0.049	0.081	0.048	102	99	48-141	50	20	R1

Results presented on this page are in the units indicated by the "Units" column except where an alternate unit is presented to the right of the result.

REPORT OF LABORATORY ANALYSIS

This report shall not be reproduced, except in full,
without the written consent of Pace Analytical Services, LLC.

Pace Analytical Services, LLC
7726 Moller Road
Indianapolis, IN 46268
(317)228-3100

QUALITY CONTROL DATA

Project: Amphenol
Pace Project No.: 50258418

MATRIX SPIKE & MATRIX SPIKE DUPLICATE: 2605766 2605767

Parameter	Units	50258418017 Result	MS Spike Conc.	MSD Spike Conc.	MS Result	MSD Result	MS % Rec	MSD % Rec	% Rec Limits	RPD	Max RPD	Qual
1,1-Dichloroethane	mg/kg	ND	0.079	0.049	0.085	0.049	107	101	22-160	53	20	R1
1,2-Dichloroethane	mg/kg	ND	0.079	0.049	0.074	0.044	94	90	35-142	51	20	R1
cis-1,2-Dichloroethene	mg/kg	ND	0.079	0.049	0.075	0.044	95	90	30-143	53	20	R1
Methylene Chloride	mg/kg	ND	0.079	0.049	0.084	0.050	105	102	24-158	50	20	R1
Tetrachloroethene	mg/kg	0.056	0.079	0.049	0.17	0.12	142	137	10-173	32	20	R1
trans-1,2-Dichloroethene	mg/kg	ND	0.079	0.049	0.077	0.046	97	94	28-156	51	20	R1
Trichloroethene	mg/kg	0.0050	0.079	0.049	0.086	0.055	102	102	12-153	45	20	R1
Vinyl chloride	mg/kg	ND	0.079	0.049	0.082	0.047	103	97	21-155	54	20	R1
4-Bromofluorobenzene (S)	%.						109	106	55-129			
Dibromofluoromethane (S)	%.						91	92	73-133			
Toluene-d8 (S)	%.						98	97	73-130			

Results presented on this page are in the units indicated by the "Units" column except where an alternate unit is presented to the right of the result.

This report shall not be reproduced, except in full,
without the written consent of Pace Analytical Services, LLC.

Pace Analytical Services, LLC
7726 Moller Road
Indianapolis, IN 46268
(317)228-3100

QUALITY CONTROL DATA

Project: Amphenol
Pace Project No.: 50258418

QC Batch: 564916
QC Batch Method: EPA 8260
Analysis Method: EPA 8260
Analysis Description: 8260 MSV 5035A Volatile Organics
Laboratory: Pace Analytical Services - Indianapolis
Associated Lab Samples: 50258418003, 50258418004, 50258418008, 50258418009, 50258418010, 50258418011, 50258418012, 50258418013, 50258418014, 50258418037, 50258418038, 50258418040, 50258418045, 50258418048

METHOD BLANK: 2605768
Matrix: Solid
Associated Lab Samples: 50258418003, 50258418004, 50258418008, 50258418009, 50258418010, 50258418011, 50258418012, 50258418013, 50258418014, 50258418037, 50258418038, 50258418040, 50258418045, 50258418048

Parameter	Units	Blank Result	Reporting Limit	MDL	Analyzed	Qualifiers
1,1,1-Trichloroethane	mg/kg	ND	0.0050	0.0034	06/02/20 13:05	
1,1-Dichloroethane	mg/kg	ND	0.0050	0.00093	06/02/20 13:05	
1,2-Dichloroethane	mg/kg	ND	0.0050	0.0041	06/02/20 13:05	
cis-1,2-Dichloroethene	mg/kg	ND	0.0050	0.0035	06/02/20 13:05	
Methylene Chloride	mg/kg	0.0035J	0.020	0.0010	06/02/20 13:05	
Tetrachloroethene	mg/kg	ND	0.0050	0.0033	06/02/20 13:05	
trans-1,2-Dichloroethene	mg/kg	ND	0.0050	0.0034	06/02/20 13:05	
Trichloroethene	mg/kg	ND	0.0050	0.0035	06/02/20 13:05	
Vinyl chloride	mg/kg	ND	0.0050	0.00067	06/02/20 13:05	
4-Bromofluorobenzene (S)	%.	113	55-129		06/02/20 13:05	
Dibromofluoromethane (S)	%.	98	73-133		06/02/20 13:05	
Toluene-d8 (S)	%.	93	73-130		06/02/20 13:05	

LABORATORY CONTROL SAMPLE: 2605769

Parameter	Units	Spike Conc.	LCS Result	LCS % Rec	% Rec Limits	Qualifiers
1,1,1-Trichloroethane	mg/kg	0.05	0.054	109	72-132	
1,1-Dichloroethane	mg/kg	0.05	0.054	108	73-122	
1,2-Dichloroethane	mg/kg	0.05	0.051	103	67-129	
cis-1,2-Dichloroethene	mg/kg	0.05	0.051	103	73-117	
Methylene Chloride	mg/kg	0.05	0.057	114	62-137	
Tetrachloroethene	mg/kg	0.05	0.047	93	59-119	
trans-1,2-Dichloroethene	mg/kg	0.05	0.052	104	71-125	
Trichloroethene	mg/kg	0.05	0.052	104	68-118	
Vinyl chloride	mg/kg	0.05	0.051	103	49-125	
4-Bromofluorobenzene (S)	%.			110	55-129	
Dibromofluoromethane (S)	%.			90	73-133	
Toluene-d8 (S)	%.			96	73-130	

MATRIX SPIKE & MATRIX SPIKE DUPLICATE: 2605770 2605771

Parameter	Units	50258418004 Result	MS Spike Conc.	MSD Spike Conc.	MS Result	MSD Result	MS % Rec	MSD % Rec	% Rec Limits	RPD	Max RPD	Qual
1,1,1-Trichloroethane	mg/kg	ND	53.6	53.6	53.6	57.4	100	107	48-141	7	20	
1,1-Dichloroethane	mg/kg	ND	53.6	53.6	55.8	60.3	104	112	22-160	8	20	
1,2-Dichloroethane	mg/kg	ND	53.6	53.6	50.4	54.6	94	102	35-142	8	20	

Results presented on this page are in the units indicated by the "Units" column except where an alternate unit is presented to the right of the result.

REPORT OF LABORATORY ANALYSIS

This report shall not be reproduced, except in full,
without the written consent of Pace Analytical Services, LLC.

Pace Analytical Services, LLC
7726 Moller Road
Indianapolis, IN 46268
(317)228-3100

QUALITY CONTROL DATA

Project: Amphenol
Pace Project No.: 50258418

MATRIX SPIKE & MATRIX SPIKE DUPLICATE: 2605770 2605771

Parameter	Units	50258418004 Result	MS Spike Conc.	MSD Spike Conc.	MS Result	MSD Result	MS % Rec	MSD % Rec	% Rec Limits	RPD	Max RPD	Qual
cis-1,2-Dichloroethene	mg/kg	ND	53.6	53.6	50.9	54.8	95	102	30-143	7	20	
Methylene Chloride	mg/kg	3.9J	53.6	53.6	57.8	59.2	100	103	24-158	2	20	
Tetrachloroethene	mg/kg	ND	53.6	53.6	43.5	46.6	81	87	10-173	7	20	
trans-1,2-Dichloroethene	mg/kg	ND	53.6	53.6	50.9	53.3	95	99	28-156	5	20	
Trichloroethene	mg/kg	10.3	53.6	53.6	63.5	64.3	99	101	12-153	1	20	
Vinyl chloride	mg/kg	ND	53.6	53.6	48.4	50.4	90	94	21-155	4	20	
4-Bromofluorobenzene (S)	%.						107	107	55-129			
Dibromofluoromethane (S)	%.						93	92	73-133			
Toluene-d8 (S)	%.						96	98	73-130			

Results presented on this page are in the units indicated by the "Units" column except where an alternate unit is presented to the right of the result.

This report shall not be reproduced, except in full,
without the written consent of Pace Analytical Services, LLC.

Pace Analytical Services, LLC
7726 Moller Road
Indianapolis, IN 46268
(317)228-3100

QUALITY CONTROL DATA

Project: Amphenol
Pace Project No.: 50258418

QC Batch: 565048
QC Batch Method: EPA 8260
Analysis Method: EPA 8260
Analysis Description: 8260 MSV 5035A Volatile Organics
Laboratory: Pace Analytical Services - Indianapolis
Associated Lab Samples: 50258418027, 50258418028, 50258418029, 50258418030, 50258418031, 50258418032, 50258418039, 50258418041, 50258418042

METHOD BLANK: 2606356
Matrix: Solid
Associated Lab Samples: 50258418027, 50258418028, 50258418029, 50258418030, 50258418031, 50258418032, 50258418039, 50258418041, 50258418042

Parameter	Units	Blank Result	Reporting Limit	MDL	Analyzed	Qualifiers
1,1,1-Trichloroethane	mg/kg	ND	0.0050	0.00023	06/03/20 01:05	
1,1-Dichloroethane	mg/kg	ND	0.0050	0.00013	06/03/20 01:05	
1,2-Dichloroethane	mg/kg	ND	0.0050	0.00020	06/03/20 01:05	
cis-1,2-Dichloroethene	mg/kg	ND	0.0050	0.00027	06/03/20 01:05	
Methylene Chloride	mg/kg	ND	0.020	0.020	06/03/20 01:05	
Tetrachloroethene	mg/kg	ND	0.0050	0.00023	06/03/20 01:05	
trans-1,2-Dichloroethene	mg/kg	ND	0.0050	0.00028	06/03/20 01:05	
Trichloroethene	mg/kg	ND	0.0050	0.00038	06/03/20 01:05	
Vinyl chloride	mg/kg	ND	0.0050	0.00020	06/03/20 01:05	
4-Bromofluorobenzene (S)	%.	110	55-129		06/03/20 01:05	
Dibromofluoromethane (S)	%.	93	73-133		06/03/20 01:05	
Toluene-d8 (S)	%.	95	73-130		06/03/20 01:05	

LABORATORY CONTROL SAMPLE: 2606357

Parameter	Units	Spike Conc.	LCS Result	LCS % Rec	% Rec Limits	Qualifiers
1,1,1-Trichloroethane	mg/kg	0.05	0.049	98	72-132	
1,1-Dichloroethane	mg/kg	0.05	0.053	106	73-122	
1,2-Dichloroethane	mg/kg	0.05	0.048	95	67-129	
cis-1,2-Dichloroethene	mg/kg	0.05	0.047	94	73-117	
Methylene Chloride	mg/kg	0.05	0.056	111	62-137	
Tetrachloroethene	mg/kg	0.05	0.040	81	59-119	
trans-1,2-Dichloroethene	mg/kg	0.05	0.048	96	71-125	
Trichloroethene	mg/kg	0.05	0.048	96	68-118	
Vinyl chloride	mg/kg	0.05	0.049	98	49-125	
4-Bromofluorobenzene (S)	%.			109	55-129	
Dibromofluoromethane (S)	%.			92	73-133	
Toluene-d8 (S)	%.			97	73-130	

MATRIX SPIKE & MATRIX SPIKE DUPLICATE: 2606358 2606359

Parameter	Units	50258418041 Result	MS Spike Conc.	MSD Spike Conc.	MS Result	MSD Result	MS % Rec	MSD % Rec	% Rec Limits	RPD	Max RPD	Qual
1,1,1-Trichloroethane	mg/kg	ND	0.056	0.052	0.055	0.053	94	94	48-141	5	20	
1,1-Dichloroethane	mg/kg	ND	0.056	0.052	0.056	0.053	102	101	22-160	6	20	
1,2-Dichloroethane	mg/kg	ND	0.056	0.052	0.049	0.047	89	89	35-142	5	20	

Results presented on this page are in the units indicated by the "Units" column except where an alternate unit is presented to the right of the result.

This report shall not be reproduced, except in full,
without the written consent of Pace Analytical Services, LLC.

Pace Analytical Services, LLC
7726 Moller Road
Indianapolis, IN 46268
(317)228-3100

QUALITY CONTROL DATA

Project: Amphenol
Pace Project No.: 50258418

MATRIX SPIKE & MATRIX SPIKE DUPLICATE: 2606358 2606359

Parameter	Units	50258418041 Result	MS Spike Conc.	MSD Spike Conc.	MS Result	MSD Result	MS % Rec	MSD % Rec	% Rec Limits	RPD	Max RPD	Qual
cis-1,2-Dichloroethene	mg/kg	ND	0.056	0.052	0.049	0.047	88	88	30-143	5	20	
Methylene Chloride	mg/kg	ND	0.056	0.052	0.055	0.053	100	100	24-158	5	20	
Tetrachloroethene	mg/kg	0.081	0.056	0.052	0.11	0.12	59	80	10-173	8	20	
trans-1,2-Dichloroethene	mg/kg	ND	0.056	0.052	0.048	0.046	87	87	28-156	5	20	
Trichloroethene	mg/kg	ND	0.056	0.052	0.051	0.051	84	88	12-153	1	20	
Vinyl chloride	mg/kg	ND	0.056	0.052	0.053	0.051	96	97	21-155	5	20	
4-Bromofluorobenzene (S)	%.						109	107	55-129			
Dibromofluoromethane (S)	%.						93	91	73-133			
Toluene-d8 (S)	%.						97	98	73-130			

Results presented on this page are in the units indicated by the "Units" column except where an alternate unit is presented to the right of the result.

This report shall not be reproduced, except in full,
without the written consent of Pace Analytical Services, LLC.

Pace Analytical Services, LLC
7726 Moller Road
Indianapolis, IN 46268
(317)228-3100

QUALITY CONTROL DATA

Project: Amphenol
Pace Project No.: 50258418

QC Batch: 565049
QC Batch Method: EPA 8260
Analysis Method: EPA 8260
Analysis Description: 8260 MSV 5035A Volatile Organics
Laboratory: Pace Analytical Services - Indianapolis
Associated Lab Samples: 50258418047, 50258418049

METHOD BLANK: 2606360
Matrix: Solid
Associated Lab Samples: 50258418047, 50258418049

Parameter	Units	Blank Result	Reporting Limit	MDL	Analyzed	Qualifiers
1,1,1-Trichloroethane	mg/kg	ND	0.0050	0.0034	06/03/20 01:21	
1,1-Dichloroethane	mg/kg	ND	0.0050	0.00093	06/03/20 01:21	
1,2-Dichloroethane	mg/kg	ND	0.0050	0.0041	06/03/20 01:21	
cis-1,2-Dichloroethene	mg/kg	ND	0.0050	0.0035	06/03/20 01:21	
Methylene Chloride	mg/kg	ND	0.020	0.0010	06/03/20 01:21	
Tetrachloroethene	mg/kg	ND	0.0050	0.0033	06/03/20 01:21	
trans-1,2-Dichloroethene	mg/kg	ND	0.0050	0.0034	06/03/20 01:21	
Trichloroethene	mg/kg	ND	0.0050	0.0035	06/03/20 01:21	
Vinyl chloride	mg/kg	ND	0.0050	0.00067	06/03/20 01:21	
4-Bromofluorobenzene (S)	%.	113	55-129		06/03/20 01:21	
Dibromofluoromethane (S)	%.	97	73-133		06/03/20 01:21	
Toluene-d8 (S)	%.	95	73-130		06/03/20 01:21	

LABORATORY CONTROL SAMPLE: 2606361

Parameter	Units	Spike Conc.	LCS Result	LCS % Rec	% Rec Limits	Qualifiers
1,1,1-Trichloroethane	mg/kg	0.05	0.053	106	72-132	
1,1-Dichloroethane	mg/kg	0.05	0.054	108	73-122	
1,2-Dichloroethane	mg/kg	0.05	0.052	104	67-129	
cis-1,2-Dichloroethene	mg/kg	0.05	0.050	101	73-117	
Methylene Chloride	mg/kg	0.05	0.057	115	62-137	
Tetrachloroethene	mg/kg	0.05	0.042	85	59-119	
trans-1,2-Dichloroethene	mg/kg	0.05	0.050	100	71-125	
Trichloroethene	mg/kg	0.05	0.049	99	68-118	
Vinyl chloride	mg/kg	0.05	0.047	95	49-125	
4-Bromofluorobenzene (S)	%.			106	55-129	
Dibromofluoromethane (S)	%.			92	73-133	
Toluene-d8 (S)	%.			96	73-130	

Results presented on this page are in the units indicated by the "Units" column except where an alternate unit is presented to the right of the result.

This report shall not be reproduced, except in full,
without the written consent of Pace Analytical Services, LLC.

Pace Analytical Services, LLC
7726 Moller Road
Indianapolis, IN 46268
(317)228-3100

QUALITY CONTROL DATA

Project: Amphenol
Pace Project No.: 50258418

QC Batch: 565177
QC Batch Method: EPA 8260
Analysis Method: EPA 8260
Analysis Description: 8260 MSV 5035A Volatile Organics
Laboratory: Pace Analytical Services - Indianapolis
Associated Lab Samples: 50258418043, 50258418044, 50258418046

METHOD BLANK: 2606860 Matrix: Solid
Associated Lab Samples: 50258418043, 50258418044, 50258418046

Parameter	Units	Blank Result	Reporting Limit	MDL	Analyzed	Qualifiers
1,1,1-Trichloroethane	mg/kg	ND	0.0050	0.00023	06/03/20 13:34	
1,1-Dichloroethane	mg/kg	ND	0.0050	0.00013	06/03/20 13:34	
1,2-Dichloroethane	mg/kg	ND	0.0050	0.00020	06/03/20 13:34	
cis-1,2-Dichloroethene	mg/kg	ND	0.0050	0.00027	06/03/20 13:34	
Methylene Chloride	mg/kg	ND	0.020	0.020	06/03/20 13:34	
Tetrachloroethene	mg/kg	ND	0.0050	0.00023	06/03/20 13:34	
trans-1,2-Dichloroethene	mg/kg	ND	0.0050	0.00028	06/03/20 13:34	
Trichloroethene	mg/kg	ND	0.0050	0.00038	06/03/20 13:34	
Vinyl chloride	mg/kg	ND	0.0050	0.00020	06/03/20 13:34	
4-Bromofluorobenzene (S)	%.	110	55-129		06/03/20 13:34	
Dibromofluoromethane (S)	%.	95	73-133		06/03/20 13:34	
Toluene-d8 (S)	%.	94	73-130		06/03/20 13:34	

LABORATORY CONTROL SAMPLE: 2606861

Parameter	Units	Spike Conc.	LCS Result	LCS % Rec	% Rec Limits	Qualifiers
1,1,1-Trichloroethane	mg/kg	0.05	0.052	105	72-132	
1,1-Dichloroethane	mg/kg	0.05	0.053	105	73-122	
1,2-Dichloroethane	mg/kg	0.05	0.047	94	67-129	
cis-1,2-Dichloroethene	mg/kg	0.05	0.049	97	73-117	
Methylene Chloride	mg/kg	0.05	0.053	107	62-137	
Tetrachloroethene	mg/kg	0.05	0.047	94	59-119	
trans-1,2-Dichloroethene	mg/kg	0.05	0.053	106	71-125	
Trichloroethene	mg/kg	0.05	0.053	106	68-118	
Vinyl chloride	mg/kg	0.05	0.052	104	49-125	
4-Bromofluorobenzene (S)	%.			110	55-129	
Dibromofluoromethane (S)	%.			92	73-133	
Toluene-d8 (S)	%.			96	73-130	

MATRIX SPIKE & MATRIX SPIKE DUPLICATE: 2607416 2607417

Parameter	Units	50258181013 Result	MS Spike Conc.	MSD Spike Conc.	MS Result	MSD Result	MS % Rec	MSD % Rec	% Rec Limits	RPD	Max RPD	Qual
1,1,1-Trichloroethane	mg/kg	ND	0.024	0.024	0.021	0.021	92	89	48-141	3	20	
1,1-Dichloroethane	mg/kg	ND	0.024	0.024	0.022	0.023	96	99	22-160	2	20	
1,2-Dichloroethane	mg/kg	ND	0.024	0.024	0.021	0.020	90	87	35-142	3	20	
cis-1,2-Dichloroethene	mg/kg	ND	0.024	0.024	0.020	0.020	87	87	30-143	1	20	

Results presented on this page are in the units indicated by the "Units" column except where an alternate unit is presented to the right of the result.

This report shall not be reproduced, except in full,
without the written consent of Pace Analytical Services, LLC.

Pace Analytical Services, LLC
7726 Moller Road
Indianapolis, IN 46268
(317)228-3100

QUALITY CONTROL DATA

Project: Amphenol
Pace Project No.: 50258418

MATRIX SPIKE & MATRIX SPIKE DUPLICATE: 2607416 2607417

Parameter	Units	50258181013 Result	MS Spike Conc.	MSD Spike Conc.	MS Result	MSD Result	MS % Rec	MSD % Rec	% Rec Limits	RPD	Max RPD	Qual
Methylene Chloride	mg/kg	ND	0.024	0.024	0.022	0.022	93	93	24-158	1	20	
Tetrachloroethene	mg/kg	ND	0.024	0.024	0.017	0.016	72	67	10-173	7	20	
trans-1,2-Dichloroethene	mg/kg	ND	0.024	0.024	0.021	0.020	89	87	28-156	3	20	
Trichloroethene	mg/kg	ND	0.024	0.024	0.021	0.020	89	84	12-153	6	20	
Vinyl chloride	mg/kg	ND	0.024	0.024	0.021	0.021	92	90	21-155	2	20	
4-Bromofluorobenzene (S)	%.						105	107	55-129			
Dibromofluoromethane (S)	%.						91	94	73-133			
Toluene-d8 (S)	%.						99	98	73-130			

Results presented on this page are in the units indicated by the "Units" column except where an alternate unit is presented to the right of the result.

This report shall not be reproduced, except in full,
without the written consent of Pace Analytical Services, LLC.

Pace Analytical Services, LLC
7726 Moller Road
Indianapolis, IN 46268
(317)228-3100

QUALITY CONTROL DATA

Project: Amphenol
Pace Project No.: 50258418

QC Batch: 565277
QC Batch Method: EPA 8260
Analysis Method: EPA 8260
Analysis Description: 8260 MSV 5035A Volatile Organics
Laboratory: Pace Analytical Services - Indianapolis

Associated Lab Samples: 50258418015

METHOD BLANK: 2607424
Matrix: Solid
Associated Lab Samples: 50258418015

Parameter	Units	Blank Result	Reporting Limit	MDL	Analyzed	Qualifiers
1,1,1-Trichloroethane	mg/kg	ND	0.0050	0.0034	06/04/20 02:06	
1,1-Dichloroethane	mg/kg	ND	0.0050	0.00093	06/04/20 02:06	
1,2-Dichloroethane	mg/kg	ND	0.0050	0.0041	06/04/20 02:06	
cis-1,2-Dichloroethene	mg/kg	ND	0.0050	0.0035	06/04/20 02:06	
Methylene Chloride	mg/kg	ND	0.020	0.0010	06/04/20 02:06	
Tetrachloroethene	mg/kg	ND	0.0050	0.0033	06/04/20 02:06	
trans-1,2-Dichloroethene	mg/kg	ND	0.0050	0.0034	06/04/20 02:06	
Trichloroethene	mg/kg	ND	0.0050	0.0035	06/04/20 02:06	
Vinyl chloride	mg/kg	ND	0.0050	0.00067	06/04/20 02:06	
4-Bromofluorobenzene (S)	%.	118	55-129		06/04/20 02:06	
Dibromofluoromethane (S)	%.	95	73-133		06/04/20 02:06	
Toluene-d8 (S)	%.	96	73-130		06/04/20 02:06	

LABORATORY CONTROL SAMPLE: 2607425

Parameter	Units	Spike Conc.	LCS Result	LCS % Rec	% Rec Limits	Qualifiers
1,1,1-Trichloroethane	mg/kg	0.05	0.052	103	72-132	
1,1-Dichloroethane	mg/kg	0.05	0.052	105	73-122	
1,2-Dichloroethane	mg/kg	0.05	0.052	103	67-129	
cis-1,2-Dichloroethene	mg/kg	0.05	0.051	102	73-117	
Methylene Chloride	mg/kg	0.05	0.053	107	62-137	
Tetrachloroethene	mg/kg	0.05	0.043	85	59-119	
trans-1,2-Dichloroethene	mg/kg	0.05	0.047	95	71-125	
Trichloroethene	mg/kg	0.05	0.050	101	68-118	
Vinyl chloride	mg/kg	0.05	0.047	93	49-125	
4-Bromofluorobenzene (S)	%.			110	55-129	
Dibromofluoromethane (S)	%.			89	73-133	
Toluene-d8 (S)	%.			94	73-130	

Results presented on this page are in the units indicated by the "Units" column except where an alternate unit is presented to the right of the result.

This report shall not be reproduced, except in full,
without the written consent of Pace Analytical Services, LLC.

Pace Analytical Services, LLC
7726 Moller Road
Indianapolis, IN 46268
(317)228-3100

QUALITY CONTROL DATA

Project: Amphenol
Pace Project No.: 50258418

QC Batch: 565195
QC Batch Method: SM 2540G
Analysis Method: SM 2540G
Analysis Description: Dry Weight/Percent Moisture
Laboratory: Pace Analytical Services - Indianapolis

Associated Lab Samples: 50258418001, 50258418002, 50258418003, 50258418004, 50258418005, 50258418006, 50258418007, 50258418008, 50258418009, 50258418010, 50258418011, 50258418012, 50258418013, 50258418014, 50258418015, 50258418016

SAMPLE DUPLICATE: 2607032

Parameter	Units	50258418004 Result	Dup Result	RPD	Max RPD	Qualifiers
Percent Moisture	%	8.7	8.3	5	5	

SAMPLE DUPLICATE: 2607051

Parameter	Units	50258220001 Result	Dup Result	RPD	Max RPD	Qualifiers
Percent Moisture	%	9.5	9.3	1	5	

Results presented on this page are in the units indicated by the "Units" column except where an alternate unit is presented to the right of the result.

This report shall not be reproduced, except in full,
without the written consent of Pace Analytical Services, LLC.

Pace Analytical Services, LLC
7726 Moller Road
Indianapolis, IN 46268
(317)228-3100

QUALITY CONTROL DATA

Project: Amphenol
Pace Project No.: 50258418

QC Batch: 565197
QC Batch Method: SM 2540G
Analysis Method: SM 2540G
Analysis Description: Dry Weight/Percent Moisture
Laboratory: Pace Analytical Services - Indianapolis

Associated Lab Samples: 50258418017, 50258418018, 50258418019, 50258418020, 50258418021, 50258418022, 50258418023, 50258418024, 50258418025, 50258418026, 50258418027, 50258418028, 50258418029, 50258418030, 50258418031, 50258418032

SAMPLE DUPLICATE: 2607034

Parameter	Units	50258418017 Result	Dup Result	RPD	Max RPD	Qualifiers
Percent Moisture	%	11.6	9.7	17	5	R1

Results presented on this page are in the units indicated by the "Units" column except where an alternate unit is presented to the right of the result.

This report shall not be reproduced, except in full,
without the written consent of Pace Analytical Services, LLC.

Pace Analytical Services, LLC
7726 Moller Road
Indianapolis, IN 46268
(317)228-3100

QUALITY CONTROL DATA

Project: Amphenol
Pace Project No.: 50258418

QC Batch: 565243
QC Batch Method: SM 2540G
Analysis Method: SM 2540G
Analysis Description: Dry Weight/Percent Moisture
Laboratory: Pace Analytical Services - Indianapolis

Associated Lab Samples: 50258418037, 50258418038, 50258418039, 50258418040, 50258418041, 50258418042, 50258418043, 50258418044, 50258418045, 50258418046, 50258418047, 50258418048, 50258418049

SAMPLE DUPLICATE: 2607238

Parameter	Units	50258418041 Result	Dup Result	RPD	Max RPD	Qualifiers
Percent Moisture	%	10.1	7.9	25	5	R1

SAMPLE DUPLICATE: 2607239

Parameter	Units	50258448003 Result	Dup Result	RPD	Max RPD	Qualifiers
Percent Moisture	%	16.1	16.1	0	5	

Results presented on this page are in the units indicated by the "Units" column except where an alternate unit is presented to the right of the result.

This report shall not be reproduced, except in full,
without the written consent of Pace Analytical Services, LLC.

Pace Analytical Services, LLC
7726 Moller Road
Indianapolis, IN 46268
(317)228-3100

QUALIFIERS

Project: Amphenol
Pace Project No.: 50258418

DEFINITIONS

DF - Dilution Factor, if reported, represents the factor applied to the reported data due to dilution of the sample aliquot.

ND - Not Detected at or above adjusted reporting limit.

TNTC - Too Numerous To Count

J - Estimated concentration above the adjusted method detection limit and below the adjusted reporting limit.

MDL - Adjusted Method Detection Limit.

PQL - Practical Quantitation Limit.

RL - Reporting Limit - The lowest concentration value that meets project requirements for quantitative data with known precision and bias for a specific analyte in a specific matrix.

S - Surrogate

1,2-Diphenylhydrazine decomposes to and cannot be separated from Azobenzene using Method 8270. The result for each analyte is a combined concentration.

Consistent with EPA guidelines, unrounded data are displayed and have been used to calculate % recovery and RPD values.

LCS(D) - Laboratory Control Sample (Duplicate)

MS(D) - Matrix Spike (Duplicate)

DUP - Sample Duplicate

RPD - Relative Percent Difference

NC - Not Calculable.

SG - Silica Gel - Clean-Up

U - Indicates the compound was analyzed for, but not detected.

N-Nitrosodiphenylamine decomposes and cannot be separated from Diphenylamine using Method 8270. The result reported for each analyte is a combined concentration.

Pace Analytical is TNI accredited. Contact your Pace PM for the current list of accredited analytes.

TNI - The NELAC Institute.

ANALYTE QUALIFIERS

D4	Sample was diluted due to the presence of high levels of target analytes.
E	Analyte concentration exceeded the calibration range. The reported result is estimated.
R1	RPD value was outside control limits.

This report shall not be reproduced, except in full,
without the written consent of Pace Analytical Services, LLC.

Pace Analytical Services, LLC
7726 Moller Road
Indianapolis, IN 46268
(317)228-3100

QUALITY CONTROL DATA CROSS REFERENCE TABLE

Project: Amphenol
Pace Project No.: 50258418

Lab ID	Sample ID	QC Batch Method	QC Batch	Analytical Method	Analytical Batch
50258418050	**TB-3 WT**	EPA 8260	564756		
50258418051	**EB-3 WT**	EPA 8260	564756		
50258418001	**GP-18 SL (15.00-15.50)**	EPA 8260	564915		
50258418002	**GP-18 SL (21.50-22.00)**	EPA 8260	564915		
50258418003	**GP-18 SL (22.00-22.50)**	EPA 8260	564916		
50258418004	**GP-18 SL (22.60-23.10)**	EPA 8260	564916		
50258418005	**GP-19 SL (17.50-18.00)**	EPA 8260	564915		
50258418006	**GP-19 SL (19.75-20.25)**	EPA 8260	564915		
50258418007	**GP-19 SL (21.35-21.85)**	EPA 8260	564915		
50258418008	**GP-19 SL (21.85-22.35)**	EPA 8260	564916		
50258418009	**GP-20 SL (17.50-18.00)**	EPA 8260	564916		
50258418010	**GP-20 SL (20.00-20.50)**	EPA 8260	564916		
50258418011	**GP-20 SL (21.00-21.50)**	EPA 8260	564916		
50258418012	**GP-20 SL (21.50-22.00)**	EPA 8260	564916		
50258418013	**GP-21 SL (16.75-17.25)**	EPA 8260	564916		
50258418014	**GP-21 SL (19.15-19.65)**	EPA 8260	564916		
50258418015	**GP-21 SL (19.75-20.25)**	EPA 8260	565277		
50258418016	**GP-21 SL (20.75-21.25)**	EPA 8260	564915		
50258418017	**GP-22 SL (12.50-13.00)**	EPA 8260	564915		
50258418018	**GP-22 SL (15.75-16.25)**	EPA 8260	564915		
50258418019	**GP-22 SL (17.50-18.00)**	EPA 8260	564915		
50258418020	**GP-22 SL (19.75-20.25)**	EPA 8260	564915		
50258418021	**GP-23 SL (12.50-13.00)**	EPA 8260	564915		
50258418022	**GP-23 SL (20.75-21.25)**	EPA 8260	564915		
50258418023	**GP-23 SL (21.50-22.00)**	EPA 8260	564915		
50258418024	**GP-23 SL (22.40-22.90)**	EPA 8260	564915		
50258418025	**GP-24 SL (12.00-12.50)**	EPA 8260	564915		
50258418026	**GP-24 SL (17.75-18.25)**	EPA 8260	564915		
50258418027	**GP-24 SL (18.65-19.15)**	EPA 8260	565048		
50258418028	**GP-24 SL (19.25-19.75)**	EPA 8260	565048		
50258418029	**GP-25 SL (12.50-13.00)**	EPA 8260	565048		
50258418030	**GP-25 SL (15.75-16.25)**	EPA 8260	565048		
50258418031	**GP-25 SL (18.50-19.00)**	EPA 8260	565048		
50258418032	**GP-25 SL (19.00-19.50)**	EPA 8260	565048		
50258418037	**GP-27 SL (17.50-18.00)**	EPA 8260	564916		
50258418038	**GP-27 SL (19.75-20.25)**	EPA 8260	564916		
50258418039	**GP-27 SL (21.00-21.50)**	EPA 8260	565048		
50258418040	**GP-27 SL (21.55-22.05)**	EPA 8260	564916		
50258418041	**GP-28 SL (12.50-13.00)**	EPA 8260	565048		
50258418042	**GP-28 SL (13.00-13.50)**	EPA 8260	565048		
50258418043	**GP-28 SL (21.95-22.45)**	EPA 8260	565177		
50258418044	**GP-28 SL (22.50-23.00)**	EPA 8260	565177		

This report shall not be reproduced, except in full,
without the written consent of Pace Analytical Services, LLC.

Pace Analytical Services, LLC
7726 Moller Road
Indianapolis, IN 46268
(317)228-3100

QUALITY CONTROL DATA CROSS REFERENCE TABLE

Project: Amphenol
Pace Project No.: 50258418

Lab ID	Sample ID	QC Batch Method	QC Batch	Analytical Method	Analytical Batch
50258418045	**FD-8 SL**	EPA 8260	564916		
50258418046	**FD-9 SL**	EPA 8260	565177		
50258418047	**FD-10 SL**	EPA 8260	565049		
50258418048	**FD-11 SL**	EPA 8260	564916		
50258418049	**FD-12 SL**	EPA 8260	565049		
50258418001	**GP-18 SL (15.00-15.50)**	SM 2540G	565195		
50258418002	**GP-18 SL (21.50-22.00)**	SM 2540G	565195		
50258418003	**GP-18 SL (22.00-22.50)**	SM 2540G	565195		
50258418004	**GP-18 SL (22.60-23.10)**	SM 2540G	565195		
50258418005	**GP-19 SL (17.50-18.00)**	SM 2540G	565195		
50258418006	**GP-19 SL (19.75-20.25)**	SM 2540G	565195		
50258418007	**GP-19 SL (21.35-21.85)**	SM 2540G	565195		
50258418008	**GP-19 SL (21.85-22.35)**	SM 2540G	565195		
50258418009	**GP-20 SL (17.50-18.00)**	SM 2540G	565195		
50258418010	**GP-20 SL (20.00-20.50)**	SM 2540G	565195		
50258418011	**GP-20 SL (21.00-21.50)**	SM 2540G	565195		
50258418012	**GP-20 SL (21.50-22.00)**	SM 2540G	565195		
50258418013	**GP-21 SL (16.75-17.25)**	SM 2540G	565195		
50258418014	**GP-21 SL (19.15-19.65)**	SM 2540G	565195		
50258418015	**GP-21 SL (19.75-20.25)**	SM 2540G	565195		
50258418016	**GP-21 SL (20.75-21.25)**	SM 2540G	565195		
50258418017	**GP-22 SL (12.50-13.00)**	SM 2540G	565197		
50258418018	**GP-22 SL (15.75-16.25)**	SM 2540G	565197		
50258418019	**GP-22 SL (17.50-18.00)**	SM 2540G	565197		
50258418020	**GP-22 SL (19.75-20.25)**	SM 2540G	565197		
50258418021	**GP-23 SL (12.50-13.00)**	SM 2540G	565197		
50258418022	**GP-23 SL (20.75-21.25)**	SM 2540G	565197		
50258418023	**GP-23 SL (21.50-22.00)**	SM 2540G	565197		
50258418024	**GP-23 SL (22.40-22.90)**	SM 2540G	565197		
50258418025	**GP-24 SL (12.00-12.50)**	SM 2540G	565197		
50258418026	**GP-24 SL (17.75-18.25)**	SM 2540G	565197		
50258418027	**GP-24 SL (18.65-19.15)**	SM 2540G	565197		
50258418028	**GP-24 SL (19.25-19.75)**	SM 2540G	565197		
50258418029	**GP-25 SL (12.50-13.00)**	SM 2540G	565197		
50258418030	**GP-25 SL (15.75-16.25)**	SM 2540G	565197		
50258418031	**GP-25 SL (18.50-19.00)**	SM 2540G	565197		
50258418032	**GP-25 SL (19.00-19.50)**	SM 2540G	565197		
50258418037	**GP-27 SL (17.50-18.00)**	SM 2540G	565243		
50258418038	**GP-27 SL (19.75-20.25)**	SM 2540G	565243		
50258418039	**GP-27 SL (21.00-21.50)**	SM 2540G	565243		
50258418040	**GP-27 SL (21.55-22.05)**	SM 2540G	565243		
50258418041	**GP-28 SL (12.50-13.00)**	SM 2540G	565243		
50258418042	**GP-28 SL (13.00-13.50)**	SM 2540G	565243		
50258418043	**GP-28 SL (21.95-22.45)**	SM 2540G	565243		
50258418044	**GP-28 SL (22.50-23.00)**	SM 2540G	565243		

This report shall not be reproduced, except in full,
without the written consent of Pace Analytical Services, LLC.

Pace Analytical Services, LLC
7726 Moller Road
Indianapolis, IN 46268
(317)228-3100

QUALITY CONTROL DATA CROSS REFERENCE TABLE

Project: Amphenol
Pace Project No.: 50258418

Lab ID	Sample ID	QC Batch Method	QC Batch	Analytical Method	Analytical Batch
50258418045	**FD-8 SL**	SM 2540G	565243		
50258418046	**FD-9 SL**	SM 2540G	565243		
50258418047	**FD-10 SL**	SM 2540G	565243		
50258418048	**FD-11 SL**	SM 2540G	565243		
50258418049	**FD-12 SL**	SM 2540G	565243		

This report shall not be reproduced, except in full,
without the written consent of Pace Analytical Services, LLC.

Pace Analytical®

CHAIN-OF-CUSTODY Analytical Request Document

Chain-of-Custody is a LEGAL DOCUMENT - Complete all relevent fields

LAB USE ONLY- Affix Work

WO# : 50258418

50258418

ALL SHAD

Container Preservative Ty

Company: IWM Consulting	Billing Information: SAME
Address: 7428 Rockville Rd	
Report To: Brad Gentry	Email To: bgentry@iwmconsult.com
Copy To: Chris Newell	Site Collection Info/Address: 980 Hurricane Rd
Customer Project Name/Number: Amphenol	State: IN / County/City: Franklin / Time Zone Collected: [ ] PT [ ] MT [ ] CT [X] ET
Phone: 317-347-1111 Email:	Site/Facility ID #:
Collected By (print): Garrett Page	Purchase Order #: Quote #: Level IV QA/QC
Collected By (signature): Garrett Page	Turnaround Date Required: Standard
Sample Disposal: [X] Dispose as appropriate [ ] Return [ ] Archive: ____ [ ] Hold: ____	Rush: [ ] Same Day [ ] Next Day [ ] 2 Day [ ] 3 Day [ ] 4 Day [ ] 5 Day (Expedite Charges Apply)

Compliance Monitoring? [ ] Yes [ ] No

DW PWS ID #:

DW Location Code:

Immediately Packed on Ice: [X] Yes [ ] No

Field Filtered (if applicable): [ ] Yes [ ] No

Analysis: ____

** Preservative Types: (1) nitric acid, (2) sulfuric acid, (3) hydrochloric acid, (4) sodium hydroxide, (5) zinc acetate, (6) methanol, (7) sodium bisulfate, (8) sodium thiosulfate, (9) hexane, (A) ascorbic acid, (B) ammonium sulfate, (C) ammonium hydroxide, (D) TSP, (U) Unpreserved, (O) Other ____

* Matrix Codes (Insert in Matrix box below): Drinking Water (DW), Ground Water (GW), Wastewater (WW), Product (P), Soil/Solid (SL), Oil (OL), Wipe (WP), Air (AR), Tissue (TS), Bioassay (B), Vapor (V), Other (OT)

Customer Sample ID	Matrix *	Comp / Grab	Collected (or Composite Start) Date	Collected (or Composite Start) Time	Composite End Date	Composite End Time	Res Cl	# of Ctns	VOCs by 8260 (Shortlist)	% Moisture	Lab Sample # / Comments
GP-18 SL (15.00-15.50)	SL	G			5/28	9:28		4	X	X	001
GP-18 SL (21.50-22.00)						9:35		4	X	X	002
GP-18 SL (22.00-22.50)						9:43		4	X	X	003
GP-18 SL (22.60-23.10) MS/MSD						9:49		12	X	X	004
GP-19 SL (17.50-18.00)						10:15		4	X	X	005
GP-19 SL (19.75-20.25)						10:30		4	X	X	006
GP-19 SL (21.35-21.85)						10:33		4	X	X	007
GP-19 SL (21.85-22.35)						10:35		4	X	X	008
GP-20 SL (17.50-18.00)						10:59		4	X	X	009
GP-20 SL (20.00-20.50)						11:01		4	X	X	010

Lab Profile/Line:

Lab Sample Receipt Checklist:

Custody Seals Present/Intact	Y N NA
Custody Signatures Present	Y N NA
Collector Signature Present	Y N NA
Bottles Intact	Y N NA
Correct Bottles	Y N NA
Sufficient Volume	Y N NA
Samples Received on Ice	Y N NA
VOA - Headspace Acceptable	Y N NA
USDA Regulated Soils	Y N NA
Samples in Holding Time	Y N NA
Residual Chlorine Present	Y N NA
Cl Strips: ____	
Sample pH Acceptable	Y N NA
pH Strips: ____	
Sulfide Present	Y N NA
Lead Acetate Strips: ____	

LAB USE ONLY:
Lab Sample # / Comments:

SEE SCUR.

Customer Remarks / Special Conditions / Possible Hazards:
Shortlist Includes: PCE, TCE, 1,1-DCA, 1,2-DCA, 1,1,1-TCA, cis/trans-1,2-PCE, Vinyl Chloride, Methylene Chloride

Type of Ice Used: Wet Blue Dry None

Packing Material Used:

Radchem sample(s) screened (<500 cpm): Y N NA

SHORT HOLDS PRESENT (<72 hours): Y N N/A

Lab Tracking #: 2396537

Samples received via: FEDEX UPS Client Courier Pace Courier

Lab Sample Temperature Info:
Temp Blank Received: Y N NA
Therm ID#: A
Cooler 1 Temp Upon Receipt: 4.3 oC
Cooler 1 Therm Corr. Factor: +0.1 oC
Cooler 1 Corrected Temp: 4.4 oC
Comments:

Relinquished by/Company: (Signature)	Date/Time:	Received by/Company: (Signature)	Date/Time:
Garrett Page / IWM	5/29 9:17	Fed C Barnes	5/29/20 0917 0930
Relinquished by/Company: (Signature)	Date/Time:	Received by/Company: (Signature)	Date/Time:
Relinquished by/Company: (Signature)	Date/Time:	Received by/Company: (Signature)	Date/Time:

MTJL LAB USE ONLY
Table #:
Acctnum:
Template:
Prelogin:
PM:
PB:

Trip Blank Received: Y N NA
HCL MeOH TSP Other

Non Conformance(s): YES / NO

Page: 1 of: 5

Pace Analytical®

CHAIN-OF-CUSTODY Analytical Request Document

Chain-of-Custody is a LEGAL DOCUMENT - Complete all relevent fields

LAB USE ONLY- Affix Workorder/Login Label Here or List Pace Workorder Number or MTJL Log-in Number Here

ALL SHADED AREAS are for LAB USE ONLY

Company: IWM Consulting

Billing Information: SAME

Address: 7428 Rockville Rd

Report To: Brad Gentry

Email To: bgentry@iwmconsult.com

Copy To: Chris Newell

Site Collection Info/Address: 980 Hurricane Rd

Customer Project Name/Number: Amphenol

State: IN County/City: Franklin

Time Zone Collected: [ ] PT [ ] MT [ ] CT [X] ET

Phone: 317-347-1111

Email:

Site/Facility ID #:

Compliance Monitoring? [ ] Yes [ ] No

Collected By (print): Garrett Page

Purchase Order #:

Quote #: Level IV QA/QC

DW PWS ID #:

DW Location Code:

Collected By (signature): Garrett Page

Turnaround Date Required: Standard

Immediately Packed on Ice: [X] Yes [ ] No

Sample Disposal: [X] Dispose as appropriate [ ] Return [ ] Archive: _____ [ ] Hold: _____

Rush: [ ] Same Day [ ] Next Day [ ] 2 Day [ ] 3 Day [ ] 4 Day [ ] 5 Day (Expedite Charges Apply)

Field Filtered (if applicable): [ ] Yes [ ] No

Analysis: _____

* Matrix Codes (Insert in Matrix box below): Drinking Water (DW), Ground Water (GW), Wastewater (WW), Product (P), Soil/Solid (SL), Oil (OL), Wipe (WP), Air (AR), Tissue (TS), Bioassay (B), Vapor (V), Other (OT)

Container Preservative Type **

Lab Project Manager:

** Preservative Types: (1) nitric acid, (2) sulfuric acid, (3) hydrochloric acid, (4) sodium hydroxide, (5) zinc acetate, (6) methanol, (7) sodium bisulfate, (8) sodium thiosulfate, (9) hexane, (A) ascorbic acid, (B) ammonium sulfate, (C) ammonium hydroxide, (D) TSP, (U) Unpreserved, (O) Other _____

Analyses

Lab Profile/Line:

Lab Sample Receipt Checklist:

Custody Seals Present/Intact	Y N NA
Custody Signatures Present	Y N NA
Collector Signature Present	Y N NA
Bottles Intact	Y N NA
Correct Bottles	Y N NA
Sufficient Volume	Y N NA
Samples Received on Ice	Y N NA
VOA - Headspace Acceptable	Y N NA
USDA Regulated Soils	Y N NA
Samples in Holding Time	Y N NA
Residual Chlorine Present	Y N NA
Cl Strips: _____	
Sample pH Acceptable	Y N NA
pH Strips: _____	
Sulfide Present	Y N NA
Lead Acetate Strips: _____	

LAB USE ONLY:
Lab Sample # / Comments:

Customer Sample ID	Matrix *	Comp / Grab	Collected (or Composite Start) Date	Collected (or Composite Start) Time	Composite End Date	Composite End Time	Res Cl	# of Ctns	VOCs by 8260 (Shortlist)	% Moisture	Lab Sample # / Comments:
GP-20 SL (21.00-21.50)	SL	G			5/28	11:05		4	X	X	001 011
GP-20 SL (21.50-22.00)						11:10		4	X	X	002 012
GP-21 SL (16.75-17.25)						11:49		4	X	X	003 013
GP-21 SL (19.15-19.65)						11:54		4	X	X	004 014
GP-21 SL (19.75-20.25)						11:59		4	X	X	005 015
GP-21 SL (20.75-21.25)						12:05		4	X	X	006 016
GP-22 SL (12.50-13.00) MS/MSD		5				12:37		12	X	X	007 017
GP-22 SL (15.75-16.25)						12:40		4	X	X	008 018
GP-22 SL (17.50-18.00)						12:46		4	X	X	009 019
GP-22 SL (19.75-20.25)						12:52		4	X	X	010 020

SEE SLUR.

Customer Remarks / Special Conditions / Possible Hazards: Shortlist on page 1

Type of Ice Used: Wet Blue Dry None

Packing Material Used:

Radchem sample(s) screened (<500 cpm): Y N NA

SHORT HOLDS PRESENT (<72 hours): Y N N/A

Lab Tracking #: 2396533

Samples received via: FEDEX UPS Client Courier Pace Courier

Lab Sample Temperature Info:
Temp Blank Received: (Y) N NA
Therm ID#: A
Cooler 1 Temp Upon Receipt: 4.4 oC
Cooler 1 Therm Corr. Factor: +0.1 oC
Cooler 1 Corrected Temp: 4.5 oC
Comments:

Relinquished by/Company: (Signature)	Date/Time:	Received by/Company: (Signature)	Date/Time:
Garrett Page IWM	5/29 9:17	CBarnes	5/29/20 0917
Relinquished by/Company: (Signature)	Date/Time:	Received by/Company: (Signature)	Date/Time:
Relinquished by/Company: (Signature)	Date/Time:	Received by/Company: (Signature)	Date/Time:

MTJL LAB USE ONLY
Table #:
Acctnum:
Template:
Prelogin:
PM:
PB:

Trip Blank Received: (Y) N NA
HCL MeOH TSP Other

Non Conformance(s): YES / NO

Page: 2 of: 5

Pace Analytical®
www.pacelabs.com

CHAIN-OF-CUSTODY / Analytical Request Document

The Chain-of-Custody is a LEGAL DOCUMENT. All relevant fields must be completed accurately.

1955068

Section A Required Client Information:

Company: IWM Consulting
Address: 7428 Rockville Rd
Email To: bgentry@iwmconsult.com
Phone: 317-347-1111 Fax:
Requested Due Date/TAT: Standard

Section B Required Project Information:

Report To: Brad Gentry
Copy To: Chris Newell
Purchase Order No.: Level IV QA/QC
Project Name: Amphenol
Project Number:

Section C Invoice Information:

Attention:
Company Name:
Address:
Pace Quote Reference:
Pace Project Manager:
Pace Profile #:

REGULATORY AGENCY: ☐ NPDES ☐ GROUND WATER ☐ DRINKING WATER ☐ UST ☐ RCRA ☐ OTHER

Site Location STATE: IN

Section D Required Client Information

Matrix Codes (MATRIX / CODE): Drinking Water DW; Water WT; Waste Water WW; Product P; Soil/Solid SL; Oil OL; Wipe WP; Air AR; Tissue TS; Other OT

SAMPLE ID (A-Z, 0-9 / ,-) Sample IDs MUST BE UNIQUE

Requested Analysis Filtered (Y/N): VOCs by 8260 (Short List); % Moisture

ITEM #	SAMPLE ID	MATRIX CODE (see valid codes to left)	SAMPLE TYPE (G=GRAB C=COMP)	COLLECTED COMPOSITE START DATE	COLLECTED COMPOSITE START TIME	COLLECTED COMPOSITE END/GRAB DATE	COLLECTED COMPOSITE END/GRAB TIME	SAMPLE TEMP AT COLLECTION	# OF CONTAINERS	Preservatives: Unpreserved	H_2SO_4	HNO_3	HCl	NaOH	$Na_2S_2O_3$	Methanol	Other	Analysis Test (Y/N) VOCs by 8260 (Short List)	% Moisture	Residual Chlorine (Y/N)	Pace Project No./ Lab I.D.
1	GP-23 SL (12.50-13.00)	SL	G			5/28	13:13		4							X		X	X		021
2	GP-23 SL (20.75-21.25)						13:20														022
3	GP-23 SL (21.50-22.00)						13:30														023
4	GP-23 SL (22.40-22.90)						13:37														024
5	GP-24 SL (12.00-12.50)						13:58														025
6	GP-24 SL (17.75-18.25)						14:07														026
7	GP-24 SL (18.65-19.15)						14:12														027
8	GP-24 SL (19.25-19.75)						14:18														028
9	GP-25 SL (12.50-13.00)						14:35														029
10	GP-25 SL (15.75-16.25)						14:38														030
11	GP-25 SL (18.50-19.00)						14:41														031
12	GP-25 SL (19.00-19.50)						14:43														032

ADDITIONAL COMMENTS	RELINQUISHED BY / AFFILIATION	DATE	TIME	ACCEPTED BY / AFFILIATION	DATE	TIME	SAMPLE CONDITIONS		
Shortlist on page 1	Garrett Page / IWM	5/29	9:13	FedEx	5/29/20	0930	4.4	Y	Y	Y
	FedEx	5/29/20	0930	CBarnes	5/29/20	0930			

ORIGINAL

SAMPLER NAME AND SIGNATURE

PRINT Name of SAMPLER: Garrett Page

SIGNATURE of SAMPLER: Garrett Page

DATE Signed (MM/DD/YY): 5/29/20

Temp in °C | Received on Ice (Y/N) | Custody Sealed Cooler (Y/N) | Samples Intact (Y/N)

*Important Note: By signing this form you are accepting Pace's NET 30 day payment terms and agreeing to late charges of 1.5% per month for any invoices not paid within 30 days.

Pace Analytical®
www.pacelabs.com

CHAIN-OF-CUSTODY / Analytical Request Document

The Chain-of-Custody is a LEGAL DOCUMENT. All relevant fields must be completed accurately.

Page: 4 of 5

1574350

Section A Required Client Information:

Company: IWM Consulting
Address: 7428 Rockville Rd
Email To: bgentry@iwmconsult.com
Phone: 317-347-1111 Fax:
Requested Due Date/TAT: Standard

Section B Required Project Information:

Report To: Brad Gentry
Copy To: Chris Newell
Purchase Order No.: Level IV QA/QC
Project Name: Amphenol
Project Number:

Section C Invoice Information:

Attention: SAME
Company Name:
Address:
Pace Quote Reference:
Pace Project Manager:
Pace Profile #:

REGULATORY AGENCY

☐ NPDES ☐ GROUND WATER ☐ DRINKING WATER
☐ UST ☐ RCRA ☐ OTHER

Site Location STATE: IN

Section D Required Client Information

Matrix Codes MATRIX / CODE: Drinking Water DW, Water WT, Waste Water WW, Product P, Soil/Solid SL, Oil OL, Wipe WP, Air AR, Tissue TS, Other OT

SAMPLE ID (A-Z, 0-9 / ,-) Sample IDs MUST BE UNIQUE

Requested Analysis Filtered (Y/N): VOCs by 8260 (Shortlist); % Moisture

ITEM #	SAMPLE ID	MATRIX CODE (see valid codes to left)	SAMPLE TYPE (G=GRAB C=COMP)	COLLECTED COMPOSITE START DATE	COLLECTED COMPOSITE START TIME	COLLECTED COMPOSITE END/GRAB DATE	COLLECTED COMPOSITE END/GRAB TIME	SAMPLE TEMP AT COLLECTION	# OF CONTAINERS	Preservatives: Unpreserved	H_2SO_4	HNO_3	HCl	NaOH	$Na_2S_2O_3$	Methanol	Other	Analysis Test (Y/N): VOCs by 8260 (Shortlist)	% Moisture	Residual Chlorine (Y/N)	Pace Project No./ Lab I.D.
1	GP-26 SL (13.75-14.25)	SL	G			5/28	15:06		4							X		X	X		033
2	GP-26 SL (20.50-21.00)						15:11														034
3	GP-26 SL (21.75-22.25)						15:16														035
4	GP-26 SL (22.55-23.05)						15:21														036
5	GP-27 SL (17.50-18.00)						15:55														037
6	GP-27 SL (19.75-20.25)						16:01														038
7	GP-27 SL (21.00-21.50)						16:05														039
8	GP-27 SL (21.55-22.05)						16:10														040
9	GP-28 SL (12.50-13.00) MS/MSD	6					16:39		12												041
10	GP-28 SL (13.00-13.50)						16:42		4												042
11	GP-28 SL (21.95-22.45)						16:49														043
12	GP-28 SL (22.50-23.00)						16:52														044

ADDITIONAL COMMENTS	RELINQUISHED BY / AFFILIATION	DATE	TIME	ACCEPTED BY / AFFILIATION	DATE	TIME	SAMPLE CONDITIONS			
Shortlist on page 1	Garrett Page / IWM	5/29/20	9:17	CBarnes	~~0930~~ 0917	5/29/20	4.4	Y	Y	Y

SAMPLER NAME AND SIGNATURE

PRINT Name of SAMPLER: Garrett Page

SIGNATURE of SAMPLER: Garrett Page

DATE Signed (MM/DD/YY): 5/29/20

Temp in °C | Received on Ice (Y/N) | Custody Sealed Cooler (Y/N) | Samples Intact (Y/N)

ORIGINAL

*Important Note: By signing this form you are accepting Pace's NET 30 day payment terms and agreeing to late charges of 1.5% per month for any invoices not paid within 30 days.

Pace Analytical®
www.pacelabs.com

CHAIN-OF-CUSTODY / Analytical Request Document

The Chain-of-Custody is a LEGAL DOCUMENT. All relevant fields must be completed accurately.

Page: 5 of 5

1574351

Section A Required Client Information:

Company: IWM Consulting
Address: 7428 Rockville Rd
Email To: bgentry@iwmconsult.com
Phone: 317-347-1115 Fax:
Requested Due Date/TAT: Standard

Section B Required Project Information:

Report To: Brad Gentry
Copy To: Chris Newell
Purchase Order No.: Level IV QA/QC
Project Name: Amphenol
Project Number:

Section C Invoice Information:

Attention: SAME
Company Name:
Address:
Pace Quote Reference:
Pace Project Manager:
Pace Profile #:

REGULATORY AGENCY

☐ NPDES ☐ GROUND WATER ☐ DRINKING WATER
☐ UST ☐ RCRA ☐ OTHER

Site Location STATE: IN

Section D Required Client Information

Matrix Codes MATRIX / CODE: Drinking Water DW; Water WT; Waste Water WW; Product P; Soil/Solid SL; Oil OL; Wipe WP; Air AR; Tissue TS; Other OT

SAMPLE ID (A-Z, 0-9 / ,-) Sample IDs MUST BE UNIQUE

Requested Analysis Filtered (Y/N)

ITEM #	SAMPLE ID	MATRIX CODE (see valid codes to left)	SAMPLE TYPE (G=GRAB C=COMP)	COLLECTED COMPOSITE START DATE	COLLECTED COMPOSITE START TIME	COLLECTED COMPOSITE END/GRAB DATE	COLLECTED COMPOSITE END/GRAB TIME	SAMPLE TEMP AT COLLECTION	# OF CONTAINERS	Preservatives: Unpreserved	H_2SO_4	HNO_3	HCl	NaOH	$Na_2S_2O_3$	Methanol	Other	Analysis Test (Y/N): VOCs by 8260 (Short list)	% Moisture	Residual Chlorine (Y/N)	Pace Project No./ Lab I.D.
1	FD-8 SL	SL	G			5/28	—		4							X		X	X		
2	FD-9 SL						—														
3	FD-10 SL						—														
4	FD-11 SL						—														
5	FD-12 SL						—														
6	TB-3 WT	WT					9:20		3												
7	EB-3 WT	WT	G				11:25		3												
8																					
9																					
10																					
11																					
12																					

ADDITIONAL COMMENTS	RELINQUISHED BY / AFFILIATION	DATE	TIME	ACCEPTED BY / AFFILIATION	DATE	TIME	SAMPLE CONDITIONS			
Shortlist on page 1	Garrett Page / IWM	5/29/20	9:17	CBarnes	5/29/20	0917 0930	4.4	Y	Y	Y
							Temp in °C	Received on Ice (Y/N)	Custody Sealed Cooler (Y/N)	Samples Intact (Y/N)

SAMPLER NAME AND SIGNATURE

PRINT Name of SAMPLER: Garrett Page
SIGNATURE of SAMPLER: Garrett Page
DATE Signed (MM/DD/YY): 5/29/20

ORIGINAL

*Important Note: By signing this form you are accepting Pace's NET 30 day payment terms and agreeing to late charges of 1.5% per month for any invoices not paid within 30 days.

F-ALL-Q-020rev.07, 15-May-2007

Pace Analytical

SAMPLE CONDITION UPON RECEIPT FORM

Project #: 50258418

Date/Time and Initials of person examining contents: CSB 5/29/2020 9:30

Courier: ☐ Fed Ex ☐ UPS ☐ USPS ☑ Client ☐ Commercial ☐ Pace ☐ Other _____

Tracking #: _____

Custody Seal on Cooler/Box Present: ☐ Yes ☑ No **Seals Intact:** ☐ Yes ☑ No

Packing Material: ☐ Bubble Wrap ☐ Bubble Bags ☐ None ☐ Other Zip Lock

Thermometer: 1 2 3 4 5 6 A B C D E F Ice Type: ☑ Wet ☐ Blue ☐ None | Samples collected today and on ice: ☑ Yes ☐ No ☐ N/A

Cooler Temperature: 4.3/4.4 Ice Visible in Sample Containers?: ☐ Yes ☑ No ☐ N/A

(Initial/Corrected) Temp should be above freezing to 6°C If temp. is Over 6°C or under 0°C, was the PM Notified?: ☐ Yes ☐ No ☑ N/A

All discrepancies will be written out in the comments section below.

	Yes	No		Yes	No	N/A
Are samples from West Virginia? Document any containers out of temp.		✓	All containers needing acid/base pres. Have been checked?: **exceptions: VOA, coliform, LLHg, O&G, and any container with a septum cap or preserved with HCl.** All containers needing preservation are found to be in compliance with EPA recommendation (<2, >9, >12) unless otherwise noted. Circle: HNO3 H2SO4 NaOH NaOH/ZnAc			✓
USDA Regulated Soils? (ID, NY, WA, OR,CA, NM, TX, OK, AR, LA, TN, AL, MS, NC, SC, GA, FL, or Puerto Rico)		✓				
Chain of Custody Present:	✓					
Chain of Custody Filled Out:	✓		Dissolved Metals field filtered?:			✓
Short Hold Time Analysis (<72hr)?: **Analysis:** TERRA CORES	✓		Headspace Wisconsin Sulfide			✓
Time 5035A TC placed in Freezer or Short Holds To Lab: 10:30				Present	Absent	N/A
			Residual Chlorine Check (SVOC 625 Pest/PCB 608)			✓
			Residual Chlorine Check (Total/Amenable/Free Cyanide)			✓
Rush TAT Requested:		✓	Headspace in VOA Vials (>6mm):		✓	✓ CSB
Containers Intact?:	✓		Trip Blank Present?:	✓		
Sample Labels (IDs/Dates/Times) Match COC?: Except TCs, which only require sample ID	✓		Trip Blank Custody Seals?:	✓		
Extra labels on Terracore Vials (soils only)?		✓				

Comments:

F-IN-Q-290-rev.18,22Apr2019

COC PAGE 1 of 5

Sample Container Count

Sample Line Item	WGFU	SBS DI BK Kit R	DG9H VG9H	VOA VIALS (>6mm)	VG9U	DG9U	DG9T	AG0U	AG1H	AG1U	AG3S	BP1U	BP1N	BP2U	BP3U	BP3N	BP3F	BP3S	BP3B	BP3Z	CG3H					Matrix	pH <2	pH >9	pH>12
1		4																								SL			
2		4																											
3		4																											
4		12																											
5		4																											
6		4																											
7		4																											
8		4																											
9		4																											
10		4																								SL			
11																													
12																													

Container Codes

Glass

DG9B	40mL Na Bisulfate amber vial	AG0U	100mL unpres amber glass
DG9H	40mL HCl amber voa vial	AG1H	1L HCl amber glass
DG9M	40mL MeOH clear vial	AG1S	1L H2SO4 amber glass
DG9P	40mL TSP amber vial	AG1T	1L Na Thiosulfate amber glass
DG9S	40mL H2SO4 amber vial	AG1U	1liter unpres amber glass
DG9T	40mL Na Thio amber vial	AG2N	500mL HNO3 amber glass
DG9U	40mL unpreserved **amber** vial	AG2S	500mL H2SO4 amber glass
VG9H	40mL HCl clear vial	AG2U	500mL unpres amber glass
VG9T	40mL Na Thio. clear vial	AG3S	250mL H2SO4 amber glass
VG9U	40mL unpreserved **clear** vial	AG3U	250mL unpres amber glass
VGFX	40mL w/hexane wipe vial	BG1H	1L HCl clear glass
VSG	Headspace septa vial & HCl	BG1S	1L H2SO4 clear glass
WGKU	8oz unpreserved clear jar	BG1T	1L Na Thiosulfate clear glass
WGFU	4oz clear soil jar	BG1U	1L unpreserved glass
JGFU	4oz unpreserved amber wide	BG3H	250mL HCl Clear Glass
CG3H	250mL clear glass HCl	BG3U	250mL Unpres Clear Glass

Plastic / Misc.

BP1A	1L NaOH, Asc Acid plastic
BP1N	1L HNO3 plastic
BP1S	1L H2SO4 plastic
BP1U	1L unpreserved plastic
BP1Z	1L NaOH, Zn, Ac
BP2A	500mL NaOH, Asc Acid plastic
BP2N	500mL HNO3 plastic
BP2O	500mL NaOH plastic
BP2S	500mL H2SO4 plastic
BP2U	500mL unpreserved plastic
BP2Z	500mL NaOH, Zn Ac
BP3B	250mL NaOH plastic
BP3N	250mL HNO3 plastic
BP3F	250mL HNO3 plastic (field filtered)
BP3U	250mL unpreserved plastic
BP3S	250mL H2SO4 plastic
BP3Z	250mL NaOH, Zn Ac plastic

AF	Air Filter
C	Air Cassettes
R	Terra core kit
SP5T	120mL Coliform Na Thiosulfate
U	Summa Can
ZPLC	Ziploc Bag

WT	Water
SL	Solid
NAL	Non-aqueous liquid
WP	Wipe

F-IN-Q-270-rev.11,26Sep2019

COC PAGE 2 of 5

Sample Container Count

Sample Line Item	WGFU	SBS DI BK Kit R	DG9H VG9H	VOA VIALS (>6mm)	VG9U	DG9U	DG9T	AG0U	AG1H	AG1U	AG3S	BP1U	BP1N	BP2U	BP3U	BP3N	BP3F	BP3S	BP3B	BP3Z	CG3H					Matrix	pH <2	pH >9	pH>12
1		4																								SL			
2		4																											
3		4																											
4		4																											
5		4																											
6		4																											
7		12																											
8		4																											
9		4																											
10		4																								SL			
11																													
12																													

Container Codes

Glass

DG9B	40mL Na Bisulfate amber vial	AG0U	100mL unpres amber glass
DG9H	40mL HCl amber voa vial	AG1H	1L HCl amber glass
DG9M	40mL MeOH clear vial	AG1S	1L H2SO4 amber glass
DG9P	40mL TSP amber vial	AG1T	1L Na Thiosulfate amber glass
DG9S	40mL H2SO4 amber vial	AG1U	1liter unpres amber glass
DG9T	40mL Na Thio amber vial	AG2N	500mL HNO3 amber glass
DG9U	40mL unpreserved **amber** vial	AG2S	500mL H2SO4 amber glass
VG9H	40mL HCl clear vial	AG2U	500mL unpres amber glass
VG9T	40mL Na Thio. clear vial	AG3S	250mL H2SO4 amber glass
VG9U	40mL unpreserved **clear** vial	AG3U	250mL unpres amber glass
VGFX	40mL w/hexane wipe vial	BG1H	1L HCl clear glass
VSG	Headspace septa vial & HCl	BG1S	1L H2SO4 clear glass
WGKU	8oz unpreserved clear jar	BG1T	1L Na Thiosulfate clear glass
WGFU	4oz clear soil jar	BG1U	1L unpreserved glass
JGFU	4oz unpreserved amber wide	BG3H	250mL HCl Clear Glass
CG3H	250mL clear glass HCl	BG3U	250mL Unpres Clear Glass

Plastic / Misc.

BP1A	1L NaOH, Asc Acid plastic
BP1N	1L HNO3 plastic
BP1S	1L H2SO4 plastic
BP1U	1L unpreserved plastic
BP1Z	1L NaOH, Zn, Ac
BP2A	500mL NaOH, Asc Acid plastic
BP2N	500mL HNO3 plastic
BP2O	500mL NaOH plastic
BP2S	500mL H2SO4 plastic
BP2U	500mL unpreserved plastic
BP2Z	500mL NaOH, Zn Ac
BP3B	250mL NaOH plastic
BP3N	250mL HNO3 plastic
BP3F	250mL HNO3 plastic (field filtered)
BP3U	250mL unpreserved plastic
BP3S	250mL H2SO4 plastic
BP3Z	250mL NaOH, Zn Ac plastic

AF	Air Filter
C	Air Cassettes
R	Terra core kit
SP5T	120mL Coliform Na Thiosulfate
U	Summa Can
ZPLC	Ziploc Bag

WT	Water
SL	Solid
NAL	Non-aqueous liquid
WP	Wipe

F-IN-Q-270-rev.11.26Sep2019

COC PAGE 3 of 5

Sample Container Count

Sample Line Item	WGFU	SBS 6D 8K Kit R	DG9H VG9H	VOA VIALS (>6mm)	VG9U	DG9U	DG9T	AG0U	AG1H	AG1U	AG3S	BP1U	BP1N	BP2U	BP3U	BP3N	BP3F	BP3S	BP3B	BP3Z	CG3H					Matrix	pH <2	pH >9	pH>12
1		4																								SL			
2																													
3																													
4																													
5																													
6																													
7																													
8																													
9																													
10																													
11																													
12		4																								SL			

Container Codes

Glass

DG9B	40mL Na Bisulfate amber vial	AG0U	100mL unpres amber glass
DG9H	40mL HCl amber voa vial	AG1H	1L HCl amber glass
DG9M	40mL MeOH clear vial	AG1S	1L H2SO4 amber glass
DG9P	40mL TSP amber vial	AG1T	1L Na Thiosulfate amber glass
DG9S	40mL H2SO4 amber vial	AG1U	1liter unpres amber glass
DG9T	40mL Na Thio amber vial	AG2N	500mL HNO3 amber glass
DG9U	40mL unpreserved **amber** vial	AG2S	500mL H2SO4 amber glass
VG9H	40mL HCl clear vial	AG2U	500mL unpres amber glass
VG9T	40mL Na Thio. clear vial	AG3S	250mL H2SO4 amber glass
VG9U	40mL unpreserved **clear** vial	AG3U	250mL unpres amber glass
VGFX	40mL w/hexane wipe vial	BG1H	1L HCl clear glass
VSG	Headspace septa vial & HCl	BG1S	1L H2SO4 clear glass
WGKU	8oz unpreserved clear jar	BG1T	1L Na Thiosulfate clear glass
WGFU	4oz clear soil jar	BG1U	1L unpreserved glass
JGFU	4oz unpreserved amber wide	BG3H	250mL HCl Clear Glass
CG3H	250mL clear glass HCl	BG3U	250mL Unpres Clear Glass

Plastic / Misc.

BP1A	1L NaOH, Asc Acid plastic
BP1N	1L HNO3 plastic
BP1S	1L H2SO4 plastic
BP1U	1L unpreserved plastic
BP1Z	1L NaOH, Zn, Ac
BP2A	500mL NaOH, Asc Acid plastic
BP2N	500mL HNO3 plastic
BP2O	500mL NaOH plastic
BP2S	500mL H2SO4 plastic
BP2U	500mL unpreserved plastic
BP2Z	500mL NaOH, Zn Ac
BP3B	250mL NaOH plastic
BP3N	250mL HNO3 plastic
BP3F	250mL HNO3 plastic (field filtered)
BP3U	250mL unpreserved plastic
BP3S	250mL H2SO4 plastic
BP3Z	250mL NaOH, Zn Ac plastic

AF	Air Filter
C	Air Cassettes
R	Terra core kit
SP5T	120mL Coliform Na Thiosulfate
U	Summa Can
ZPLC	Ziploc Bag

WT	Water
SL	Solid
NAL	Non-aqueous liquid
WP	Wipe

F-IN-Q-270-rev.11,26Sep2019

COC PAGE 4 of 5

Sample Container Count

Sample Line Item	WGFU	SBS DI BK Kit R	DG9H VG9H	VOA VIALS (>6mm)	VG9U	DG9U	DG9T	AG0U	AG1H	AG1U	AG3S	BP1U	BP1N	BP2U	BP3U	BP3N	BP3F	BP3S	BP3B	BP3Z	CG3H					Matrix	pH <2	pH >9	pH>12
1		4																								SL			
2		4																											
3		4																											
4		4																											
5		4																											
6		4																											
7		4																											
8		4																											
9		12																											
10		4																											
11		4																											
12		4																								SL			

Container Codes

Glass

DG9B	40mL Na Bisulfate amber vial	AG0U	100mL unpres amber glass
DG9H	40mL HCl amber voa vial	AG1H	1L HCl amber glass
DG9M	40mL MeOH clear vial	AG1S	1L H2SO4 amber glass
DG9P	40mL TSP amber vial	AG1T	1L Na Thiosulfate amber glass
DG9S	40mL H2SO4 amber vial	AG1U	1liter unpres amber glass
DG9T	40mL Na Thio amber vial	AG2N	500mL HNO3 amber glass
DG9U	40mL unpreserved **amber** vial	AG2S	500mL H2SO4 amber glass
VG9H	40mL HCl clear vial	AG2U	500mL unpres amber glass
VG9T	40mL Na Thio. clear vial	AG3S	250mL H2SO4 amber glass
VG9U	40mL unpreserved **clear** vial	AG3U	250mL unpres amber glass
VGFX	40mL w/hexane wipe vial	BG1H	1L HCl clear glass
VSG	Headspace septa vial & HCl	BG1S	1L H2SO4 clear glass
WGKU	8oz unpreserved clear jar	BG1T	1L Na Thiosulfate clear glass
WGFU	4oz clear soil jar	BG1U	1L unpreserved glass
JGFU	4oz unpreserved amber wide	BG3H	250mL HCl Clear Glass
CG3H	250mL clear glass HCl	BG3U	250mL Unpres Clear Glass

Plastic / Misc.

BP1A	1L NaOH, Asc Acid plastic
BP1N	1L HNO3 plastic
BP1S	1L H2SO4 plastic
BP1U	1L unpreserved plastic
BP1Z	1L NaOH, Zn, Ac
BP2A	500mL NaOH, Asc Acid plastic
BP2N	500mL HNO3 plastic
BP2O	500mL NaOH plastic
BP2S	500mL H2SO4 plastic
BP2U	500mL unpreserved plastic
BP2Z	500mL NaOH, Zn Ac
BP3B	250mL NaOH plastic
BP3N	250mL HNO3 plastic
BP3F	250mL HNO3 plastic (field filtered)
BP3U	250mL unpreserved plastic
BP3S	250mL H2SO4 plastic
BP3Z	250mL NaOH, Zn Ac plastic

AF	Air Filter
C	Air Cassettes
R	Terra core kit
SP5T	120mL Coliform Na Thiosulfate
U	Summa Can
ZPLC	Ziploc Bag

WT	Water
SL	Solid
NAL	Non-aqueous liquid
WP	Wipe

F-IN-Q-270-rev.11,26Sep2019

COC PAGE 5 of 5

Sample Container Count

Sample Line Item	WGFU	SBS (DI) (BK) Kit R	DG9H (VG9H)	VOA VIALS (>6mm)	VG9U	DG9U	DG9T	AG0U	AG1H	AG1U	AG3S	BP1U	BP1N	BP2U	BP3U	BP3N	BP3F	BP3S	BP3B	BP3Z	CG3H					Matrix	pH <2	pH >9	pH>12
1		4																								SL			
2		4																								SL			
3		4																								SL			
4		4																								SL			
TB 5			3																							WT			
EB 6			3																							WT			
7																													
8																													
9																													
10																													
11																													
12																													

Container Codes

Glass

DG9B	40mL Na Bisulfate amber vial	AG0U	100mL unpres amber glass
DG9H	40mL HCl amber voa vial	AG1H	1L HCl amber glass
DG9M	40mL MeOH clear vial	AG1S	1L H2SO4 amber glass
DG9P	40mL TSP amber vial	AG1T	1L Na Thiosulfate amber glass
DG9S	40mL H2SO4 amber vial	AG1U	1liter unpres amber glass
DG9T	40mL Na Thio amber vial	AG2N	500mL HNO3 amber glass
DG9U	40mL unpreserved **amber** vial	AG2S	500mL H2SO4 amber glass
VG9H	40mL HCl clear vial	AG2U	500mL unpres amber glass
VG9T	40mL Na Thio. clear vial	AG3S	250mL H2SO4 amber glass
VG9U	40mL unpreserved **clear** vial	AG3U	250mL unpres amber glass
VGFX	40mL w/hexane wipe vial	BG1H	1L HCl clear glass
VSG	Headspace septa vial & HCl	BG1S	1L H2SO4 clear glass
WGKU	8oz unpreserved clear jar	BG1T	1L Na Thiosulfate clear glass
WGFU	4oz clear soil jar	BG1U	1L unpreserved glass
JGFU	4oz unpreserved amber wide	BG3H	250mL HCl Clear Glass
CG3H	250mL clear glass HCl	BG3U	250mL Unpres Clear Glass

Plastic / Misc.

BP1A	1L NaOH, Asc Acid plastic
BP1N	1L HNO3 plastic
BP1S	1L H2SO4 plastic
BP1U	1L unpreserved plastic
BP1Z	1L NaOH, Zn, Ac
BP2A	500mL NaOH, Asc Acid plastic
BP2N	500mL HNO3 plastic
BP2O	500mL NaOH plastic
BP2S	500mL H2SO4 plastic
BP2U	500mL unpreserved plastic
BP2Z	500mL NaOH, Zn Ac
BP3B	250mL NaOH plastic
BP3N	250mL HNO3 plastic
BP3F	250mL HNO3 plastic (field filtered)
BP3U	250mL unpreserved plastic
BP3S	250mL H2SO4 plastic
BP3Z	250mL NaOH, Zn Ac plastic

AF	Air Filter
C	Air Cassettes
R	Terra core kit
SP5T	120mL Coliform Na Thiosulfate
U	Summa Can
ZPLC	Ziploc Bag

WT	Water
SL	Solid
NAL	Non-aqueous liquid
WP	Wipe

F-IN-Q-270-rev.11,26Sep2019

Pace Analytical Services, LLC
7726 Moller Road
Indianapolis, IN 46268
(317)228-3100

July 09, 2020

Mr. Chris Newell
IWM Consulting
7428 Rockville Road
Indianapolis, IN 46214

RE: Project: Amphenol
Pace Project No.: 50259488

Dear Mr. Newell:

Enclosed are the analytical results for sample(s) received by the laboratory on May 26, 2020. The results relate only to the samples included in this report. Results reported herein conform to the applicable TNI/NELAC Standards and the laboratory's Quality Manual, where applicable, unless otherwise noted in the body of the report.

The test results provided in this final report were generated by each of the following laboratories within the Pace Network:

- Pace Analytical Services - Indianapolis

Revised Report: This revision replaces previous report dated June 11, 2020. "J" flagged results included for samples 023, 024, 026, 027, 030 per client request. SAB 07/09/20

If you have any questions concerning this report, please feel free to contact me.

Sincerely,

Sue Brotherton
sue.brotherton@pacelabs.com
(317)228-3100
Project Manager

Enclosures

cc: Mr. Brad Gentry, IWM Consulting
Mr. Chris Parks, IWM Consulting Group

This report shall not be reproduced, except in full,
without the written consent of Pace Analytical Services, LLC.

Pace Analytical Services, LLC
7726 Moller Road
Indianapolis, IN 46268
(317)228-3100

CERTIFICATIONS

Project:	Amphenol
Pace Project No.:	50259488

Pace Analytical Services Indianapolis

7726 Moller Road, Indianapolis, IN 46268
Illinois Accreditation #: 200074
Indiana Drinking Water Laboratory #: C-49-06
Kansas/TNI Certification #: E-10177
Kentucky UST Agency Interest #: 80226
Kentucky WW Laboratory ID #: 98019
Michigan Drinking Water Laboratory #9050
Ohio VAP Certified Laboratory #: CL0065
Oklahoma Laboratory #: 9204
Texas Certification #: T104704355
West Virginia Certification #: 330
Wisconsin Laboratory #: 999788130
USDA Soil Permit #: P330-19-00257

This report shall not be reproduced, except in full,
without the written consent of Pace Analytical Services, LLC.

Pace Analytical Services, LLC
7726 Moller Road
Indianapolis, IN 46268
(317)228-3100

SAMPLE SUMMARY

Project: Amphenol
Pace Project No.: 50259488

Lab ID	Sample ID	Matrix	Date Collected	Date Received
50258090021	**GP-6 SL (3.50-4.00)**	Solid	05/26/20 13:10	05/26/20 17:08
50258090022	**GP-6 SL (12.50-13.00)**	Solid	05/26/20 13:12	05/26/20 17:08
50258090023	**GP-6 SL (21.00-21.50)**	Solid	05/26/20 13:20	05/26/20 17:08
50258090024	**GP-6 SL (21.50-22.00)**	Solid	05/26/20 13:22	05/26/20 17:08
50258090025	**GP-7 SL (12.75-13.25)**	Solid	05/26/20 14:23	05/26/20 17:08
50258090026	**GP-7 SL (18.00-18.50)**	Solid	05/26/20 14:15	05/26/20 17:08
50258090027	**GP-7 SL (23.50-24.00)**	Solid	05/26/20 14:18	05/26/20 17:08
50258090028	**GP-7 SL (24.25-24.75)**	Solid	05/26/20 14:20	05/26/20 17:08
50258090029	**GP-8 SL (14.25-14.75) MS/MSD 2**	Solid	05/26/20 15:10	05/26/20 17:08
50258090030	**GP-8 SL (18.75-19.25)**	Solid	05/26/20 15:14	05/26/20 17:08
50258090031	**GP-8 SL (21.25-21.75)**	Solid	05/26/20 15:19	05/26/20 17:08
50258090032	**GP-8 SL (21.75-22.25)**	Solid	05/26/20 15:22	05/26/20 17:08
50258090035	**FD-3 SL**	Solid	05/26/20 08:00	05/26/20 17:08

This report shall not be reproduced, except in full,
without the written consent of Pace Analytical Services, LLC.

Pace Analytical Services, LLC
7726 Moller Road
Indianapolis, IN 46268
(317)228-3100

SAMPLE ANALYTE COUNT

Project: Amphenol
Pace Project No.: 50259488

Lab ID	Sample ID	Method	Analysts	Analytes Reported	Laboratory
50258090021	**GP-6 SL (3.50-4.00)**	EPA 8260	ZAH	12	PASI-I
		SM 2540G	RM1	1	PASI-I
50258090022	**GP-6 SL (12.50-13.00)**	EPA 8260	TMW	12	PASI-I
		SM 2540G	RM1	1	PASI-I
50258090023	**GP-6 SL (21.00-21.50)**	EPA 8260	TMW	12	PASI-I
		SM 2540G	RM1	1	PASI-I
50258090024	**GP-6 SL (21.50-22.00)**	EPA 8260	TMW	12	PASI-I
		SM 2540G	RM1	1	PASI-I
50258090025	**GP-7 SL (12.75-13.25)**	EPA 8260	TMW	12	PASI-I
		SM 2540G	RM1	1	PASI-I
50258090026	**GP-7 SL (18.00-18.50)**	EPA 8260	TMW	12	PASI-I
		SM 2540G	RM1	1	PASI-I
50258090027	**GP-7 SL (23.50-24.00)**	EPA 8260	TMW	12	PASI-I
		SM 2540G	RM1	1	PASI-I
50258090028	**GP-7 SL (24.25-24.75)**	EPA 8260	ZAH	12	PASI-I
		SM 2540G	RM1	1	PASI-I
50258090029	**GP-8 SL (14.25-14.75) MS/MSD 2**	EPA 8260	ZAH	12	PASI-I
		SM 2540G	RM1	1	PASI-I
50258090030	**GP-8 SL (18.75-19.25)**	EPA 8260	TMW	12	PASI-I
		SM 2540G	RM1	1	PASI-I
50258090031	**GP-8 SL (21.25-21.75)**	EPA 8260	ZAH	12	PASI-I
		SM 2540G	RM1	1	PASI-I
50258090032	**GP-8 SL (21.75-22.25)**	EPA 8260	ZAH	12	PASI-I
		SM 2540G	RM1	1	PASI-I
50258090035	**FD-3 SL**	EPA 8260	ZAH	12	PASI-I
		SM 2540G	RM1	1	PASI-I

PASI-I = Pace Analytical Services - Indianapolis

This report shall not be reproduced, except in full,
without the written consent of Pace Analytical Services, LLC.

Pace Analytical Services, LLC
7726 Moller Road
Indianapolis, IN 46268
(317)228-3100

SUMMARY OF DETECTION

Project: Amphenol
Pace Project No.: 50259488

Lab Sample ID / Method	Client Sample ID / Parameters	Result	Units	Report Limit	Analyzed	Qualifiers
50258090021	**GP-6 SL (3.50-4.00)**					
SM 2540G	Percent Moisture	14.3	%	0.10	05/29/20 14:06	
50258090022	**GP-6 SL (12.50-13.00)**					
EPA 8260	Tetrachloroethene	0.043	mg/kg	0.0044	06/02/20 19:56	
EPA 8260	Trichloroethene	0.011	mg/kg	0.0044	06/02/20 19:56	
SM 2540G	Percent Moisture	7.5	%	0.10	05/29/20 14:06	
50258090023	**GP-6 SL (21.00-21.50)**					
EPA 8260	1,1-Dichloroethane	0.15J	mg/kg	0.20	06/02/20 18:29	
EPA 8260	Tetrachloroethene	11.7	mg/kg	0.20	06/02/20 18:29	
EPA 8260	1,1,1-Trichloroethane	4.5	mg/kg	0.20	06/02/20 18:29	
EPA 8260	Trichloroethene	16.8	mg/kg	4.0	06/03/20 11:18	
SM 2540G	Percent Moisture	6.1	%	0.10	05/29/20 14:07	
50258090024	**GP-6 SL (21.50-22.00)**					
EPA 8260	1,1-Dichloroethane	0.52	mg/kg	0.36	06/02/20 19:04	
EPA 8260	Tetrachloroethene	0.73	mg/kg	0.36	06/02/20 19:04	
EPA 8260	1,1,1-Trichloroethane	0.15J	mg/kg	0.36	06/02/20 19:04	
EPA 8260	Trichloroethene	8.0	mg/kg	0.36	06/02/20 19:04	
SM 2540G	Percent Moisture	6.4	%	0.10	05/29/20 14:07	
50258090025	**GP-7 SL (12.75-13.25)**					
EPA 8260	Tetrachloroethene	0.15	mg/kg	0.0044	06/02/20 20:31	
SM 2540G	Percent Moisture	10.1	%	0.10	05/29/20 14:07	
50258090026	**GP-7 SL (18.00-18.50)**					
EPA 8260	Tetrachloroethene	6.2	mg/kg	0.22	06/02/20 19:39	
EPA 8260	1,1,1-Trichloroethane	0.10J	mg/kg	0.22	06/02/20 19:39	
EPA 8260	Trichloroethene	0.15J	mg/kg	0.22	06/02/20 19:39	
SM 2540G	Percent Moisture	9.5	%	0.10	05/29/20 14:07	
50258090027	**GP-7 SL (23.50-24.00)**					
EPA 8260	1,1-Dichloroethane	0.27J	mg/kg	0.44	06/02/20 20:13	
EPA 8260	Tetrachloroethene	0.18J	mg/kg	0.44	06/02/20 20:13	
EPA 8260	1,1,1-Trichloroethane	3.7	mg/kg	0.44	06/02/20 20:13	
EPA 8260	Trichloroethene	20.9	mg/kg	0.44	06/02/20 20:13	
SM 2540G	Percent Moisture	6.4	%	0.10	05/29/20 14:07	
50258090028	**GP-7 SL (24.25-24.75)**					
EPA 8260	1,1-Dichloroethane	0.50	mg/kg	0.48	06/02/20 15:49	
EPA 8260	1,1,1-Trichloroethane	0.016	mg/kg	0.0037	06/01/20 20:26	
EPA 8260	Trichloroethene	3.6	mg/kg	0.48	06/02/20 15:49	
SM 2540G	Percent Moisture	7.8	%	0.10	05/29/20 14:07	
50258090029	**GP-8 SL (14.25-14.75) MS/MSD 2**					
EPA 8260	Tetrachloroethene	0.20	mg/kg	0.0045	05/30/20 12:00	M1, R1
SM 2540G	Percent Moisture	5.7	%	0.10	05/29/20 14:19	
50258090030	**GP-8 SL (18.75-19.25)**					
EPA 8260	Tetrachloroethene	52.5	mg/kg	4.4	06/02/20 21:05	
EPA 8260	1,1,1-Trichloroethane	0.11J	mg/kg	0.22	06/01/20 12:07	

This report shall not be reproduced, except in full,
without the written consent of Pace Analytical Services, LLC.

Pace Analytical Services, LLC
7726 Moller Road
Indianapolis, IN 46268
(317)228-3100

SUMMARY OF DETECTION

Project: Amphenol
Pace Project No.: 50259488

Lab Sample ID Method	Client Sample ID Parameters	Result	Units	Report Limit	Analyzed	Qualifiers
50258090030	**GP-8 SL (18.75-19.25)**					
EPA 8260	Trichloroethene	0.15J	mg/kg	0.22	06/01/20 12:07	
SM 2540G	Percent Moisture	11.2	%	0.10	05/29/20 14:19	
50258090031	**GP-8 SL (21.25-21.75)**					
EPA 8260	Tetrachloroethene	0.0045	mg/kg	0.0042	06/02/20 17:56	
SM 2540G	Percent Moisture	9.8	%	0.10	05/29/20 14:19	
50258090032	**GP-8 SL (21.75-22.25)**					
SM 2540G	Percent Moisture	8.2	%	0.10	05/29/20 14:19	
50258090035	**FD-3 SL**					
EPA 8260	Tetrachloroethene	7.4	mg/kg	0.21	06/01/20 15:38	
EPA 8260	1,1,1-Trichloroethane	0.016	mg/kg	0.0046	05/30/20 06:42	
EPA 8260	Trichloroethene	0.028	mg/kg	0.0046	05/30/20 06:42	
SM 2540G	Percent Moisture	11.7	%	0.10	05/29/20 14:20	

This report shall not be reproduced, except in full,
without the written consent of Pace Analytical Services, LLC.

Pace Analytical Services, LLC
7726 Moller Road
Indianapolis, IN 46268
(317)228-3100

ANALYTICAL RESULTS

Project: Amphenol
Pace Project No.: 50259488

Sample: GP-6 SL (3.50-4.00) **Lab ID: 50258090021** Collected: 05/26/20 13:10 Received: 05/26/20 17:08 Matrix: Solid

Results reported on a "dry weight" basis and are adjusted for percent moisture, sample size and any dilutions.

Parameters	Results	Units	Report Limit	MDL	DF	Prepared	Analyzed	CAS No.	Qual
8260 MSV 5035A VOA	Analytical Method: EPA 8260								
	Pace Analytical Services - Indianapolis								
1,1-Dichloroethane	ND	mg/kg	0.0043	0.00023	1		06/02/20 07:35	75-34-3	
1,2-Dichloroethane	ND	mg/kg	0.0043	0.00031	1		06/02/20 07:35	107-06-2	
cis-1,2-Dichloroethene	ND	mg/kg	0.0043	0.00028	1		06/02/20 07:35	156-59-2	
trans-1,2-Dichloroethene	ND	mg/kg	0.0043	0.00019	1		06/02/20 07:35	156-60-5	
Methylene Chloride	ND	mg/kg	0.017	0.0021	1		06/02/20 07:35	75-09-2	
Tetrachloroethene	ND	mg/kg	0.0043	0.00018	1		06/02/20 07:35	127-18-4	
1,1,1-Trichloroethane	ND	mg/kg	0.0043	0.00023	1		06/02/20 07:35	71-55-6	
Trichloroethene	ND	mg/kg	0.0043	0.00023	1		06/02/20 07:35	79-01-6	
Vinyl chloride	ND	mg/kg	0.0043	0.00035	1		06/02/20 07:35	75-01-4	
Surrogates									
Dibromofluoromethane (S)	113	%.	73-133		1		06/02/20 07:35	1868-53-7	
Toluene-d8 (S)	95	%.	73-130		1		06/02/20 07:35	2037-26-5	
4-Bromofluorobenzene (S)	92	%.	55-129		1		06/02/20 07:35	460-00-4	
Percent Moisture	Analytical Method: SM 2540G								
	Pace Analytical Services - Indianapolis								
Percent Moisture	**14.3**	%	0.10	0.10	1		05/29/20 14:06		

This report shall not be reproduced, except in full,
without the written consent of Pace Analytical Services, LLC.

Pace Analytical Services, LLC
7726 Moller Road
Indianapolis, IN 46268
(317)228-3100

ANALYTICAL RESULTS

Project: Amphenol
Pace Project No.: 50259488

Sample: GP-6 SL (12.50-13.00) **Lab ID: 50258090022** Collected: 05/26/20 13:12 Received: 05/26/20 17:08 Matrix: Solid

Results reported on a "dry weight" basis and are adjusted for percent moisture, sample size and any dilutions.

Parameters	Results	Units	Report Limit	MDL	DF	Prepared	Analyzed	CAS No.	Qual
8260 MSV 5035A VOA	Analytical Method: EPA 8260								
	Pace Analytical Services - Indianapolis								
1,1-Dichloroethane	ND	mg/kg	0.0044	0.00056	1		06/02/20 19:56	75-34-3	
1,2-Dichloroethane	ND	mg/kg	0.0044	0.00067	1		06/02/20 19:56	107-06-2	
cis-1,2-Dichloroethene	ND	mg/kg	0.0044	0.00089	1		06/02/20 19:56	156-59-2	
trans-1,2-Dichloroethene	ND	mg/kg	0.0044	0.00073	1		06/02/20 19:56	156-60-5	
Methylene Chloride	ND	mg/kg	0.018	0.0021	1		06/02/20 19:56	75-09-2	
Tetrachloroethene	**0.043**	mg/kg	0.0044	0.00052	1		06/02/20 19:56	127-18-4	
1,1,1-Trichloroethane	ND	mg/kg	0.0044	0.00052	1		06/02/20 19:56	71-55-6	
Trichloroethene	**0.011**	mg/kg	0.0044	0.00085	1		06/02/20 19:56	79-01-6	
Vinyl chloride	ND	mg/kg	0.0044	0.00025	1		06/02/20 19:56	75-01-4	
Surrogates									
Dibromofluoromethane (S)	107	%.	73-133		1		06/02/20 19:56	1868-53-7	
Toluene-d8 (S)	104	%.	73-130		1		06/02/20 19:56	2037-26-5	
4-Bromofluorobenzene (S)	88	%.	55-129		1		06/02/20 19:56	460-00-4	
Percent Moisture	Analytical Method: SM 2540G								
	Pace Analytical Services - Indianapolis								
Percent Moisture	**7.5**	%	0.10	0.10	1		05/29/20 14:06		

This report shall not be reproduced, except in full,
without the written consent of Pace Analytical Services, LLC.

Pace Analytical Services, LLC
7726 Moller Road
Indianapolis, IN 46268
(317)228-3100

ANALYTICAL RESULTS

Project: Amphenol
Pace Project No.: 50259488

Sample: GP-6 SL (21.00-21.50) **Lab ID: 50258090023** Collected: 05/26/20 13:20 Received: 05/26/20 17:08 Matrix: Solid

Results reported on a "dry weight" basis and are adjusted for percent moisture, sample size and any dilutions.

Parameters	Results	Units	Report Limit	MDL	DF	Prepared	Analyzed	CAS No.	Qual
8260 MSV 5035A VOA	Analytical Method: EPA 8260								
	Pace Analytical Services - Indianapolis								
1,1-Dichloroethane	**0.15J**	mg/kg	0.20	0.032	50		06/02/20 18:29	75-34-3	
1,2-Dichloroethane	ND	mg/kg	0.20	0.021	50		06/02/20 18:29	107-06-2	
cis-1,2-Dichloroethene	ND	mg/kg	0.20	0.025	50		06/02/20 18:29	156-59-2	
trans-1,2-Dichloroethene	ND	mg/kg	0.20	0.036	50		06/02/20 18:29	156-60-5	
Methylene Chloride	ND	mg/kg	0.79	0.039	50		06/02/20 18:29	75-09-2	
Tetrachloroethene	**11.7**	mg/kg	0.20	0.034	50		06/02/20 18:29	127-18-4	
1,1,1-Trichloroethane	**4.5**	mg/kg	0.20	0.023	50		06/02/20 18:29	71-55-6	
Trichloroethene	**16.8**	mg/kg	4.0	0.58	1000		06/03/20 11:18	79-01-6	
Vinyl chloride	ND	mg/kg	0.20	0.017	50		06/02/20 18:29	75-01-4	
Surrogates									
Dibromofluoromethane (S)	95	%.	73-133		50		06/02/20 18:29	1868-53-7	D4
Toluene-d8 (S)	100	%.	73-130		50		06/02/20 18:29	2037-26-5	
4-Bromofluorobenzene (S)	101	%.	55-129		50		06/02/20 18:29	460-00-4	
Percent Moisture	Analytical Method: SM 2540G								
	Pace Analytical Services - Indianapolis								
Percent Moisture	**6.1**	%	0.10	0.10	1		05/29/20 14:07		

This report shall not be reproduced, except in full,
without the written consent of Pace Analytical Services, LLC.

Pace Analytical Services, LLC
7726 Moller Road
Indianapolis, IN 46268
(317)228-3100

ANALYTICAL RESULTS

Project: Amphenol
Pace Project No.: 50259488

Sample: GP-6 SL (21.50-22.00) **Lab ID: 50258090024** Collected: 05/26/20 13:22 Received: 05/26/20 17:08 Matrix: Solid

Results reported on a "dry weight" basis and are adjusted for percent moisture, sample size and any dilutions.

Parameters	Results	Units	Report Limit	MDL	DF	Prepared	Analyzed	CAS No.	Qual
8260 MSV 5035A VOA	Analytical Method: EPA 8260								
	Pace Analytical Services - Indianapolis								
1,1-Dichloroethane	**0.52**	mg/kg	0.36	0.057	100		06/02/20 19:04	75-34-3	
1,2-Dichloroethane	ND	mg/kg	0.36	0.039	100		06/02/20 19:04	107-06-2	
cis-1,2-Dichloroethene	ND	mg/kg	0.36	0.044	100		06/02/20 19:04	156-59-2	
trans-1,2-Dichloroethene	ND	mg/kg	0.36	0.064	100		06/02/20 19:04	156-60-5	
Methylene Chloride	ND	mg/kg	1.4	0.071	100		06/02/20 19:04	75-09-2	
Tetrachloroethene	**0.73**	mg/kg	0.36	0.062	100		06/02/20 19:04	127-18-4	
1,1,1-Trichloroethane	**0.15J**	mg/kg	0.36	0.042	100		06/02/20 19:04	71-55-6	
Trichloroethene	**8.0**	mg/kg	0.36	0.053	100		06/02/20 19:04	79-01-6	
Vinyl chloride	ND	mg/kg	0.36	0.031	100		06/02/20 19:04	75-01-4	
Surrogates									
Dibromofluoromethane (S)	104	%.	73-133		100		06/02/20 19:04	1868-53-7	D4
Toluene-d8 (S)	98	%.	73-130		100		06/02/20 19:04	2037-26-5	
4-Bromofluorobenzene (S)	99	%.	55-129		100		06/02/20 19:04	460-00-4	
Percent Moisture	Analytical Method: SM 2540G								
	Pace Analytical Services - Indianapolis								
Percent Moisture	**6.4**	%	0.10	0.10	1		05/29/20 14:07		

This report shall not be reproduced, except in full,
without the written consent of Pace Analytical Services, LLC.

Pace Analytical Services, LLC
7726 Moller Road
Indianapolis, IN 46268
(317)228-3100

ANALYTICAL RESULTS

Project: Amphenol
Pace Project No.: 50259488

Sample: GP-7 SL (12.75-13.25) **Lab ID: 50258090025** Collected: 05/26/20 14:23 Received: 05/26/20 17:08 Matrix: Solid

Results reported on a "dry weight" basis and are adjusted for percent moisture, sample size and any dilutions.

Parameters	Results	Units	Report Limit	MDL	DF	Prepared	Analyzed	CAS No.	Qual
8260 MSV 5035A VOA	Analytical Method: EPA 8260								
	Pace Analytical Services - Indianapolis								
1,1-Dichloroethane	ND	mg/kg	0.0044	0.00056	1		06/02/20 20:31	75-34-3	
1,2-Dichloroethane	ND	mg/kg	0.0044	0.00067	1		06/02/20 20:31	107-06-2	
cis-1,2-Dichloroethene	ND	mg/kg	0.0044	0.00090	1		06/02/20 20:31	156-59-2	
trans-1,2-Dichloroethene	ND	mg/kg	0.0044	0.00073	1		06/02/20 20:31	156-60-5	
Methylene Chloride	ND	mg/kg	0.018	0.0021	1		06/02/20 20:31	75-09-2	
Tetrachloroethene	**0.15**	mg/kg	0.0044	0.00052	1		06/02/20 20:31	127-18-4	
1,1,1-Trichloroethane	ND	mg/kg	0.0044	0.00052	1		06/02/20 20:31	71-55-6	
Trichloroethene	ND	mg/kg	0.0044	0.00085	1		06/02/20 20:31	79-01-6	
Vinyl chloride	ND	mg/kg	0.0044	0.00025	1		06/02/20 20:31	75-01-4	
Surrogates									
Dibromofluoromethane (S)	101	%.	73-133		1		06/02/20 20:31	1868-53-7	
Toluene-d8 (S)	102	%.	73-130		1		06/02/20 20:31	2037-26-5	
4-Bromofluorobenzene (S)	94	%.	55-129		1		06/02/20 20:31	460-00-4	
Percent Moisture	Analytical Method: SM 2540G								
	Pace Analytical Services - Indianapolis								
Percent Moisture	**10.1**	%	0.10	0.10	1		05/29/20 14:07		

This report shall not be reproduced, except in full,
without the written consent of Pace Analytical Services, LLC.

Pace Analytical Services, LLC
7726 Moller Road
Indianapolis, IN 46268
(317)228-3100

ANALYTICAL RESULTS

Project: Amphenol
Pace Project No.: 50259488

Sample: GP-7 SL (18.00-18.50) **Lab ID: 50258090026** Collected: 05/26/20 14:15 Received: 05/26/20 17:08 Matrix: Solid

Results reported on a "dry weight" basis and are adjusted for percent moisture, sample size and any dilutions.

Parameters	Results	Units	Report Limit	MDL	DF	Prepared	Analyzed	CAS No.	Qual
8260 MSV 5035A VOA	Analytical Method: EPA 8260								
	Pace Analytical Services - Indianapolis								
1,1-Dichloroethane	ND	mg/kg	0.22	0.035	50		06/02/20 19:39	75-34-3	
1,2-Dichloroethane	ND	mg/kg	0.22	0.024	50		06/02/20 19:39	107-06-2	
cis-1,2-Dichloroethene	ND	mg/kg	0.22	0.027	50		06/02/20 19:39	156-59-2	
trans-1,2-Dichloroethene	ND	mg/kg	0.22	0.040	50		06/02/20 19:39	156-60-5	
Methylene Chloride	ND	mg/kg	0.88	0.044	50		06/02/20 19:39	75-09-2	
Tetrachloroethene	**6.2**	mg/kg	0.22	0.038	50		06/02/20 19:39	127-18-4	
1,1,1-Trichloroethane	**0.10J**	mg/kg	0.22	0.026	50		06/02/20 19:39	71-55-6	
Trichloroethene	**0.15J**	mg/kg	0.22	0.033	50		06/02/20 19:39	79-01-6	
Vinyl chloride	ND	mg/kg	0.22	0.019	50		06/02/20 19:39	75-01-4	
Surrogates									
Dibromofluoromethane (S)	97	%.	73-133		50		06/02/20 19:39	1868-53-7	D4
Toluene-d8 (S)	98	%.	73-130		50		06/02/20 19:39	2037-26-5	
4-Bromofluorobenzene (S)	98	%.	55-129		50		06/02/20 19:39	460-00-4	
Percent Moisture	Analytical Method: SM 2540G								
	Pace Analytical Services - Indianapolis								
Percent Moisture	**9.5**	%	0.10	0.10	1		05/29/20 14:07		

This report shall not be reproduced, except in full,
without the written consent of Pace Analytical Services, LLC.

Pace Analytical Services, LLC
7726 Moller Road
Indianapolis, IN 46268
(317)228-3100

ANALYTICAL RESULTS

Project: Amphenol
Pace Project No.: 50259488

Sample: GP-7 SL (23.50-24.00) **Lab ID: 50258090027** Collected: 05/26/20 14:18 Received: 05/26/20 17:08 Matrix: Solid

Results reported on a "dry weight" basis and are adjusted for percent moisture, sample size and any dilutions.

Parameters	Results	Units	Report Limit	MDL	DF	Prepared	Analyzed	CAS No.	Qual
8260 MSV 5035A VOA	Analytical Method: EPA 8260								
	Pace Analytical Services - Indianapolis								
1,1-Dichloroethane	**0.27J**	mg/kg	0.44	0.070	100		06/02/20 20:13	75-34-3	
1,2-Dichloroethane	ND	mg/kg	0.44	0.047	100		06/02/20 20:13	107-06-2	
cis-1,2-Dichloroethene	ND	mg/kg	0.44	0.054	100		06/02/20 20:13	156-59-2	
trans-1,2-Dichloroethene	ND	mg/kg	0.44	0.079	100		06/02/20 20:13	156-60-5	
Methylene Chloride	ND	mg/kg	1.7	0.087	100		06/02/20 20:13	75-09-2	
Tetrachloroethene	**0.18J**	mg/kg	0.44	0.075	100		06/02/20 20:13	127-18-4	
1,1,1-Trichloroethane	**3.7**	mg/kg	0.44	0.052	100		06/02/20 20:13	71-55-6	
Trichloroethene	**20.9**	mg/kg	0.44	0.065	100		06/02/20 20:13	79-01-6	
Vinyl chloride	ND	mg/kg	0.44	0.038	100		06/02/20 20:13	75-01-4	
Surrogates									
Dibromofluoromethane (S)	102	%.	73-133		100		06/02/20 20:13	1868-53-7	D4
Toluene-d8 (S)	98	%.	73-130		100		06/02/20 20:13	2037-26-5	
4-Bromofluorobenzene (S)	100	%.	55-129		100		06/02/20 20:13	460-00-4	
Percent Moisture	Analytical Method: SM 2540G								
	Pace Analytical Services - Indianapolis								
Percent Moisture	**6.4**	%	0.10	0.10	1		05/29/20 14:07		

This report shall not be reproduced, except in full,
without the written consent of Pace Analytical Services, LLC.

Pace Analytical Services, LLC
7726 Moller Road
Indianapolis, IN 46268
(317)228-3100

ANALYTICAL RESULTS

Project: Amphenol
Pace Project No.: 50259488

Sample: GP-7 SL (24.25-24.75) **Lab ID: 50258090028** Collected: 05/26/20 14:20 Received: 05/26/20 17:08 Matrix: Solid

Results reported on a "dry weight" basis and are adjusted for percent moisture, sample size and any dilutions.

Parameters	Results	Units	Report Limit	MDL	DF	Prepared	Analyzed	CAS No.	Qual
8260 MSV 5035A VOA	Analytical Method: EPA 8260								
	Pace Analytical Services - Indianapolis								
1,1-Dichloroethane	**0.50**	mg/kg	0.48	0.026	50		06/02/20 15:49	75-34-3	
1,2-Dichloroethane	ND	mg/kg	0.0037	0.00027	1		06/01/20 20:26	107-06-2	
cis-1,2-Dichloroethene	ND	mg/kg	0.0037	0.00025	1		06/01/20 20:26	156-59-2	
trans-1,2-Dichloroethene	ND	mg/kg	0.0037	0.00016	1		06/01/20 20:26	156-60-5	
Methylene Chloride	ND	mg/kg	0.015	0.0018	1		06/01/20 20:26	75-09-2	
Tetrachloroethene	ND	mg/kg	0.0037	0.00016	1		06/01/20 20:26	127-18-4	
1,1,1-Trichloroethane	**0.016**	mg/kg	0.0037	0.00020	1		06/01/20 20:26	71-55-6	
Trichloroethene	**3.6**	mg/kg	0.48	0.026	50		06/02/20 15:49	79-01-6	
Vinyl chloride	ND	mg/kg	0.0037	0.00030	1		06/01/20 20:26	75-01-4	
Surrogates									
Dibromofluoromethane (S)	108	%.	73-133		1		06/01/20 20:26	1868-53-7	
Toluene-d8 (S)	105	%.	73-130		1		06/01/20 20:26	2037-26-5	
4-Bromofluorobenzene (S)	87	%.	55-129		1		06/01/20 20:26	460-00-4	
Percent Moisture	Analytical Method: SM 2540G								
	Pace Analytical Services - Indianapolis								
Percent Moisture	**7.8**	%	0.10	0.10	1		05/29/20 14:07		

This report shall not be reproduced, except in full,
without the written consent of Pace Analytical Services, LLC.

Pace Analytical Services, LLC
7726 Moller Road
Indianapolis, IN 46268
(317)228-3100

ANALYTICAL RESULTS

Project: Amphenol
Pace Project No.: 50259488

Sample: GP-8 SL (14.25-14.75) MS/MSD 2 **Lab ID: 50258090029** Collected: 05/26/20 15:10 Received: 05/26/20 17:08 Matrix: Solid

Results reported on a "dry weight" basis and are adjusted for percent moisture, sample size and any dilutions.

Parameters	Results	Units	Report Limit	MDL	DF	Prepared	Analyzed	CAS No.	Qual
8260 MSV 5035A VOA	Analytical Method: EPA 8260								
	Pace Analytical Services - Indianapolis								
1,1-Dichloroethane	ND	mg/kg	0.0045	0.00042	1		05/30/20 12:00	75-34-3	
1,2-Dichloroethane	ND	mg/kg	0.0045	0.00047	1		05/30/20 12:00	107-06-2	
cis-1,2-Dichloroethene	ND	mg/kg	0.0045	0.00044	1		05/30/20 12:00	156-59-2	
trans-1,2-Dichloroethene	ND	mg/kg	0.0045	0.00043	1		05/30/20 12:00	156-60-5	R1
Methylene Chloride	ND	mg/kg	0.018	0.0044	1		05/30/20 12:00	75-09-2	R1
Tetrachloroethene	**0.20**	mg/kg	0.0045	0.00034	1		05/30/20 12:00	127-18-4	M1,R1
1,1,1-Trichloroethane	ND	mg/kg	0.0045	0.00038	1		05/30/20 12:00	71-55-6	
Trichloroethene	ND	mg/kg	0.0045	0.00041	1		05/30/20 12:00	79-01-6	
Vinyl chloride	ND	mg/kg	0.0045	0.000090	1		05/30/20 12:00	75-01-4	
Surrogates									
Dibromofluoromethane (S)	97	%.	73-133		1		05/30/20 12:00	1868-53-7	
Toluene-d8 (S)	102	%.	73-130		1		05/30/20 12:00	2037-26-5	
4-Bromofluorobenzene (S)	94	%.	55-129		1		05/30/20 12:00	460-00-4	
Percent Moisture	Analytical Method: SM 2540G								
	Pace Analytical Services - Indianapolis								
Percent Moisture	**5.7**	%	0.10	0.10	1		05/29/20 14:19		

This report shall not be reproduced, except in full,
without the written consent of Pace Analytical Services, LLC.

Pace Analytical Services, LLC
7726 Moller Road
Indianapolis, IN 46268
(317)228-3100

ANALYTICAL RESULTS

Project: Amphenol
Pace Project No.: 50259488

Sample: GP-8 SL (18.75-19.25) **Lab ID: 50258090030** Collected: 05/26/20 15:14 Received: 05/26/20 17:08 Matrix: Solid

Results reported on a "dry weight" basis and are adjusted for percent moisture, sample size and any dilutions.

Parameters	Results	Units	Report Limit	MDL	DF	Prepared	Analyzed	CAS No.	Qual
8260 MSV 5035A VOA	Analytical Method: EPA 8260								
	Pace Analytical Services - Indianapolis								
1,1-Dichloroethane	ND	mg/kg	0.22	0.016	50		06/01/20 12:07	75-34-3	
1,2-Dichloroethane	ND	mg/kg	0.22	0.018	50		06/01/20 12:07	107-06-2	
cis-1,2-Dichloroethene	ND	mg/kg	0.22	0.014	50		06/01/20 12:07	156-59-2	
trans-1,2-Dichloroethene	ND	mg/kg	0.22	0.010	50		06/01/20 12:07	156-60-5	
Methylene Chloride	ND	mg/kg	0.89	0.11	50		06/01/20 12:07	75-09-2	L1
Tetrachloroethene	**52.5**	mg/kg	4.4	0.52	1000		06/02/20 21:05	127-18-4	
1,1,1-Trichloroethane	**0.11J**	mg/kg	0.22	0.0098	50		06/01/20 12:07	71-55-6	
Trichloroethene	**0.15J**	mg/kg	0.22	0.0089	50		06/01/20 12:07	79-01-6	
Vinyl chloride	ND	mg/kg	0.22	0.0080	50		06/01/20 12:07	75-01-4	
Surrogates									
Dibromofluoromethane (S)	66	%.	73-133		50		06/01/20 12:07	1868-53-7	D4,S5
Toluene-d8 (S)	92	%.	73-130		50		06/01/20 12:07	2037-26-5	
4-Bromofluorobenzene (S)	96	%.	55-129		50		06/01/20 12:07	460-00-4	
Percent Moisture	Analytical Method: SM 2540G								
	Pace Analytical Services - Indianapolis								
Percent Moisture	**11.2**	%	0.10	0.10	1		05/29/20 14:19		

This report shall not be reproduced, except in full,
without the written consent of Pace Analytical Services, LLC.

Pace Analytical Services, LLC
7726 Moller Road
Indianapolis, IN 46268
(317)228-3100

ANALYTICAL RESULTS

Project: Amphenol
Pace Project No.: 50259488

Sample: GP-8 SL (21.25-21.75) **Lab ID: 50258090031** Collected: 05/26/20 15:19 Received: 05/26/20 17:08 Matrix: Solid

Results reported on a "dry weight" basis and are adjusted for percent moisture, sample size and any dilutions.

Parameters	Results	Units	Report Limit	MDL	DF	Prepared	Analyzed	CAS No.	Qual
8260 MSV 5035A VOA	Analytical Method: EPA 8260								
	Pace Analytical Services - Indianapolis								
1,1-Dichloroethane	ND	mg/kg	0.0042	0.00023	1		06/02/20 17:56	75-34-3	
1,2-Dichloroethane	ND	mg/kg	0.0042	0.00030	1		06/02/20 17:56	107-06-2	
cis-1,2-Dichloroethene	ND	mg/kg	0.0042	0.00028	1		06/02/20 17:56	156-59-2	
trans-1,2-Dichloroethene	ND	mg/kg	0.0042	0.00018	1		06/02/20 17:56	156-60-5	
Methylene Chloride	ND	mg/kg	0.017	0.0020	1		06/02/20 17:56	75-09-2	
Tetrachloroethene	**0.0045**	mg/kg	0.0042	0.00018	1		06/02/20 17:56	127-18-4	
1,1,1-Trichloroethane	ND	mg/kg	0.0042	0.00022	1		06/02/20 17:56	71-55-6	
Trichloroethene	ND	mg/kg	0.0042	0.00023	1		06/02/20 17:56	79-01-6	
Vinyl chloride	ND	mg/kg	0.0042	0.00034	1		06/02/20 17:56	75-01-4	
Surrogates									
Dibromofluoromethane (S)	106	%.	73-133		1		06/02/20 17:56	1868-53-7	
Toluene-d8 (S)	110	%.	73-130		1		06/02/20 17:56	2037-26-5	
4-Bromofluorobenzene (S)	83	%.	55-129		1		06/02/20 17:56	460-00-4	
Percent Moisture	Analytical Method: SM 2540G								
	Pace Analytical Services - Indianapolis								
Percent Moisture	**9.8**	%	0.10	0.10	1		05/29/20 14:19		

This report shall not be reproduced, except in full,
without the written consent of Pace Analytical Services, LLC.

Pace Analytical Services, LLC
7726 Moller Road
Indianapolis, IN 46268
(317)228-3100

ANALYTICAL RESULTS

Project: Amphenol
Pace Project No.: 50259488

Sample: GP-8 SL (21.75-22.25) **Lab ID: 50258090032** Collected: 05/26/20 15:22 Received: 05/26/20 17:08 Matrix: Solid

Results reported on a "dry weight" basis and are adjusted for percent moisture, sample size and any dilutions.

Parameters	Results	Units	Report Limit	MDL	DF	Prepared	Analyzed	CAS No.	Qual
8260 MSV 5035A VOA	Analytical Method: EPA 8260								
	Pace Analytical Services - Indianapolis								
1,1-Dichloroethane	ND	mg/kg	0.0040	0.00037	1		05/30/20 05:07	75-34-3	
1,2-Dichloroethane	ND	mg/kg	0.0040	0.00041	1		05/30/20 05:07	107-06-2	
cis-1,2-Dichloroethene	ND	mg/kg	0.0040	0.00039	1		05/30/20 05:07	156-59-2	
trans-1,2-Dichloroethene	ND	mg/kg	0.0040	0.00038	1		05/30/20 05:07	156-60-5	
Methylene Chloride	ND	mg/kg	0.016	0.0039	1		05/30/20 05:07	75-09-2	
Tetrachloroethene	ND	mg/kg	0.0040	0.00030	1		05/30/20 05:07	127-18-4	
1,1,1-Trichloroethane	ND	mg/kg	0.0040	0.00034	1		05/30/20 05:07	71-55-6	
Trichloroethene	ND	mg/kg	0.0040	0.00036	1		05/30/20 05:07	79-01-6	
Vinyl chloride	ND	mg/kg	0.0040	0.000080	1		05/30/20 05:07	75-01-4	
Surrogates									
Dibromofluoromethane (S)	105	%.	73-133		1		05/30/20 05:07	1868-53-7	
Toluene-d8 (S)	114	%.	73-130		1		05/30/20 05:07	2037-26-5	
4-Bromofluorobenzene (S)	87	%.	55-129		1		05/30/20 05:07	460-00-4	
Percent Moisture	Analytical Method: SM 2540G								
	Pace Analytical Services - Indianapolis								
Percent Moisture	**8.2**	%	0.10	0.10	1		05/29/20 14:19		

This report shall not be reproduced, except in full,
without the written consent of Pace Analytical Services, LLC.

Pace Analytical Services, LLC
7726 Moller Road
Indianapolis, IN 46268
(317)228-3100

ANALYTICAL RESULTS

Project: Amphenol
Pace Project No.: 50259488

Sample: FD-3 SL **Lab ID: 50258090035** Collected: 05/26/20 08:00 Received: 05/26/20 17:08 Matrix: Solid

Results reported on a "dry weight" basis and are adjusted for percent moisture, sample size and any dilutions.

Parameters	Results	Units	Report Limit	MDL	DF	Prepared	Analyzed	CAS No.	Qual
8260 MSV 5035A VOA	Analytical Method: EPA 8260								
	Pace Analytical Services - Indianapolis								
1,1-Dichloroethane	ND	mg/kg	0.0046	0.00042	1		05/30/20 06:42	75-34-3	
1,2-Dichloroethane	ND	mg/kg	0.0046	0.00047	1		05/30/20 06:42	107-06-2	
cis-1,2-Dichloroethene	ND	mg/kg	0.0046	0.00044	1		05/30/20 06:42	156-59-2	
trans-1,2-Dichloroethene	ND	mg/kg	0.0046	0.00043	1		05/30/20 06:42	156-60-5	
Methylene Chloride	ND	mg/kg	0.018	0.0045	1		05/30/20 06:42	75-09-2	
Tetrachloroethene	**7.4**	mg/kg	0.21	0.0089	50		06/01/20 15:38	127-18-4	
1,1,1-Trichloroethane	**0.016**	mg/kg	0.0046	0.00038	1		05/30/20 06:42	71-55-6	
Trichloroethene	**0.028**	mg/kg	0.0046	0.00041	1		05/30/20 06:42	79-01-6	
Vinyl chloride	ND	mg/kg	0.0046	0.000090	1		05/30/20 06:42	75-01-4	
Surrogates									
Dibromofluoromethane (S)	105	%.	73-133		1		05/30/20 06:42	1868-53-7	
Toluene-d8 (S)	106	%.	73-130		1		05/30/20 06:42	2037-26-5	
4-Bromofluorobenzene (S)	90	%.	55-129		1		05/30/20 06:42	460-00-4	
Percent Moisture	Analytical Method: SM 2540G								
	Pace Analytical Services - Indianapolis								
Percent Moisture	**11.7**	%	0.10	0.10	1		05/29/20 14:20		

This report shall not be reproduced, except in full,
without the written consent of Pace Analytical Services, LLC.

Pace Analytical Services, LLC
7726 Moller Road
Indianapolis, IN 46268
(317)228-3100

QUALITY CONTROL DATA

Project: Amphenol
Pace Project No.: 50259488

QC Batch: 564468
QC Batch Method: EPA 8260
Analysis Method: EPA 8260
Analysis Description: 8260 MSV 5035A Volatile Organics
Laboratory: Pace Analytical Services - Indianapolis
Associated Lab Samples: 50258090029, 50258090032, 50258090035

METHOD BLANK: 2604207 Matrix: Solid
Associated Lab Samples: 50258090029, 50258090032, 50258090035

Parameter	Units	Blank Result	Reporting Limit	MDL	Analyzed	Qualifiers
1,1,1-Trichloroethane	mg/kg	ND	0.0050	0.00042	05/30/20 02:59	
1,1-Dichloroethane	mg/kg	ND	0.0050	0.00046	05/30/20 02:59	
1,2-Dichloroethane	mg/kg	ND	0.0050	0.00051	05/30/20 02:59	
cis-1,2-Dichloroethene	mg/kg	ND	0.0050	0.00048	05/30/20 02:59	
Methylene Chloride	mg/kg	ND	0.020	0.0049	05/30/20 02:59	
Tetrachloroethene	mg/kg	ND	0.0050	0.00037	05/30/20 02:59	
trans-1,2-Dichloroethene	mg/kg	ND	0.0050	0.00047	05/30/20 02:59	
Trichloroethene	mg/kg	ND	0.0050	0.00045	05/30/20 02:59	
Vinyl chloride	mg/kg	ND	0.0050	0.000099	05/30/20 02:59	
4-Bromofluorobenzene (S)	%.	98	55-129		05/30/20 02:59	
Dibromofluoromethane (S)	%.	105	73-133		05/30/20 02:59	
Toluene-d8 (S)	%.	98	73-130		05/30/20 02:59	

LABORATORY CONTROL SAMPLE: 2604208

Parameter	Units	Spike Conc.	LCS Result	LCS % Rec	% Rec Limits	Qualifiers
1,1,1-Trichloroethane	mg/kg	0.05	0.049	98	72-132	
1,1-Dichloroethane	mg/kg	0.05	0.050	101	73-122	
1,2-Dichloroethane	mg/kg	0.05	0.049	98	67-129	
cis-1,2-Dichloroethene	mg/kg	0.05	0.049	98	73-117	
Methylene Chloride	mg/kg	0.05	0.049	99	62-137	
Tetrachloroethene	mg/kg	0.05	0.041	82	59-119	
trans-1,2-Dichloroethene	mg/kg	0.05	0.050	99	71-125	
Trichloroethene	mg/kg	0.05	0.045	91	68-118	
Vinyl chloride	mg/kg	0.05	0.051	101	49-125	
4-Bromofluorobenzene (S)	%.			100	55-129	
Dibromofluoromethane (S)	%.			104	73-133	
Toluene-d8 (S)	%.			96	73-130	

MATRIX SPIKE & MATRIX SPIKE DUPLICATE: 2604209 2604210

Parameter	Units	50258090029 Result	MS Spike Conc.	MSD Spike Conc.	MS Result	MSD Result	MS % Rec	MSD % Rec	% Rec Limits	RPD	Max RPD	Qual
1,1,1-Trichloroethane	mg/kg	ND	0.045	0.042	0.044	0.041	98	97	48-141	7	20	
1,1-Dichloroethane	mg/kg	ND	0.045	0.042	0.043	0.040	96	96	22-160	7	20	
1,2-Dichloroethane	mg/kg	ND	0.045	0.042	0.035	0.036	79	85	35-142	2	20	
cis-1,2-Dichloroethene	mg/kg	ND	0.045	0.042	0.035	0.035	79	83	30-143	1	20	

Results presented on this page are in the units indicated by the "Units" column except where an alternate unit is presented to the right of the result.

This report shall not be reproduced, except in full,
without the written consent of Pace Analytical Services, LLC.

Pace Analytical Services, LLC
7726 Moller Road
Indianapolis, IN 46268
(317)228-3100

QUALITY CONTROL DATA

Project: Amphenol
Pace Project No.: 50259488

MATRIX SPIKE & MATRIX SPIKE DUPLICATE: 2604209 2604210

Parameter	Units	50258090029 Result	MS Spike Conc.	MSD Spike Conc.	MS Result	MSD Result	MS % Rec	MSD % Rec	% Rec Limits	RPD	Max RPD	Qual
Methylene Chloride	mg/kg	ND	0.045	0.042	0.048	0.033	101	72	24-158	36	20	R1
Tetrachloroethene	mg/kg	0.20	0.045	0.042	0.48	0.34	640	345	10-173	34	20	M1,R1
trans-1,2-Dichloroethene	mg/kg	ND	0.045	0.042	0.031	0.024	69	57	28-156	26	20	R1
Trichloroethene	mg/kg	ND	0.045	0.042	0.038	0.037	81	84	12-153	3	20	
Vinyl chloride	mg/kg	ND	0.045	0.042	0.039	0.035	87	84	21-155	10	20	
4-Bromofluorobenzene (S)	%.						94	95	55-129			
Dibromofluoromethane (S)	%.						101	103	73-133			
Toluene-d8 (S)	%.						102	101	73-130			

Results presented on this page are in the units indicated by the "Units" column except where an alternate unit is presented to the right of the result.

This report shall not be reproduced, except in full,
without the written consent of Pace Analytical Services, LLC.

Pace Analytical Services, LLC
7726 Moller Road
Indianapolis, IN 46268
(317)228-3100

QUALITY CONTROL DATA

Project: Amphenol
Pace Project No.: 50259488

QC Batch: 564743
QC Batch Method: EPA 8260
Analysis Method: EPA 8260
Analysis Description: 8260 MSV 5035A Volatile Organics
Laboratory: Pace Analytical Services - Indianapolis

Associated Lab Samples: 50258090028

METHOD BLANK: 2605278
Matrix: Solid
Associated Lab Samples: 50258090028

Parameter	Units	Blank Result	Reporting Limit	MDL	Analyzed	Qualifiers
1,1,1-Trichloroethane	mg/kg	ND	0.0050	0.00027	06/01/20 10:19	
1,1-Dichloroethane	mg/kg	ND	0.0050	0.00027	06/01/20 10:19	
1,2-Dichloroethane	mg/kg	ND	0.0050	0.00036	06/01/20 10:19	
cis-1,2-Dichloroethene	mg/kg	ND	0.0050	0.00033	06/01/20 10:19	
Methylene Chloride	mg/kg	ND	0.020	0.0024	06/01/20 10:19	
Tetrachloroethene	mg/kg	ND	0.0050	0.00021	06/01/20 10:19	
trans-1,2-Dichloroethene	mg/kg	ND	0.0050	0.00022	06/01/20 10:19	
Trichloroethene	mg/kg	ND	0.0050	0.00027	06/01/20 10:19	
Vinyl chloride	mg/kg	ND	0.0050	0.00041	06/01/20 10:19	
4-Bromofluorobenzene (S)	%.	97	55-129		06/01/20 10:19	
Dibromofluoromethane (S)	%.	105	73-133		06/01/20 10:19	
Toluene-d8 (S)	%.	98	73-130		06/01/20 10:19	

LABORATORY CONTROL SAMPLE: 2605279

Parameter	Units	Spike Conc.	LCS Result	LCS % Rec	% Rec Limits	Qualifiers
1,1,1-Trichloroethane	mg/kg	0.05	0.046	92	72-132	
1,1-Dichloroethane	mg/kg	0.05	0.039	79	73-122	
1,2-Dichloroethane	mg/kg	0.05	0.044	89	67-129	
cis-1,2-Dichloroethene	mg/kg	0.05	0.045	91	73-117	
Methylene Chloride	mg/kg	0.05	0.054	107	62-137	
Tetrachloroethene	mg/kg	0.05	0.044	87	59-119	
trans-1,2-Dichloroethene	mg/kg	0.05	0.048	96	71-125	
Trichloroethene	mg/kg	0.05	0.045	89	68-118	
Vinyl chloride	mg/kg	0.05	0.042	85	49-125	
4-Bromofluorobenzene (S)	%.			97	55-129	
Dibromofluoromethane (S)	%.			99	73-133	
Toluene-d8 (S)	%.			98	73-130	

Results presented on this page are in the units indicated by the "Units" column except where an alternate unit is presented to the right of the result.

This report shall not be reproduced, except in full,
without the written consent of Pace Analytical Services, LLC.

Pace Analytical Services, LLC
7726 Moller Road
Indianapolis, IN 46268
(317)228-3100

QUALITY CONTROL DATA

Project: Amphenol
Pace Project No.: 50259488

QC Batch: 564747
QC Batch Method: EPA 8260
Analysis Method: EPA 8260
Analysis Description: 8260 MSV 5035A Volatile Organics
Laboratory: Pace Analytical Services - Indianapolis

Associated Lab Samples: 50258090021

METHOD BLANK: 2605289
Matrix: Solid
Associated Lab Samples: 50258090021

Parameter	Units	Blank Result	Reporting Limit	MDL	Analyzed	Qualifiers
1,1,1-Trichloroethane	mg/kg	ND	0.0050	0.00027	06/01/20 23:37	
1,1-Dichloroethane	mg/kg	ND	0.0050	0.00027	06/01/20 23:37	
1,2-Dichloroethane	mg/kg	ND	0.0050	0.00036	06/01/20 23:37	
cis-1,2-Dichloroethene	mg/kg	ND	0.0050	0.00033	06/01/20 23:37	
Methylene Chloride	mg/kg	ND	0.020	0.0024	06/01/20 23:37	
Tetrachloroethene	mg/kg	ND	0.0050	0.00021	06/01/20 23:37	
trans-1,2-Dichloroethene	mg/kg	ND	0.0050	0.00022	06/01/20 23:37	
Trichloroethene	mg/kg	ND	0.0050	0.00027	06/01/20 23:37	
Vinyl chloride	mg/kg	ND	0.0050	0.00041	06/01/20 23:37	
4-Bromofluorobenzene (S)	%.	99	55-129		06/01/20 23:37	
Dibromofluoromethane (S)	%.	108	73-133		06/01/20 23:37	
Toluene-d8 (S)	%.	96	73-130		06/01/20 23:37	

LABORATORY CONTROL SAMPLE: 2605290

Parameter	Units	Spike Conc.	LCS Result	LCS % Rec	% Rec Limits	Qualifiers
1,1,1-Trichloroethane	mg/kg	0.05	0.048	95	72-132	
1,2-Dichloroethane	mg/kg	0.05	0.046	92	67-129	
cis-1,2-Dichloroethene	mg/kg	0.05	0.047	94	73-117	
Tetrachloroethene	mg/kg	0.05	0.042	84	59-119	
trans-1,2-Dichloroethene	mg/kg	0.05	0.049	98	71-125	
Trichloroethene	mg/kg	0.05	0.047	94	68-118	
Vinyl chloride	mg/kg	0.05	0.059	117	49-125	
4-Bromofluorobenzene (S)	%.			101	55-129	
Dibromofluoromethane (S)	%.			102	73-133	
Toluene-d8 (S)	%.			97	73-130	

Results presented on this page are in the units indicated by the "Units" column except where an alternate unit is presented to the right of the result.

This report shall not be reproduced, except in full,
without the written consent of Pace Analytical Services, LLC.

Pace Analytical Services, LLC
7726 Moller Road
Indianapolis, IN 46268
(317)228-3100

QUALITY CONTROL DATA

Project: Amphenol
Pace Project No.: 50259488

QC Batch: 564772
QC Batch Method: EPA 8260
Analysis Method: EPA 8260
Analysis Description: 8260 MSV 5035A Volatile Organics
Laboratory: Pace Analytical Services - Indianapolis

Associated Lab Samples: 50258090030

METHOD BLANK: 2605354
Matrix: Solid
Associated Lab Samples: 50258090030

Parameter	Units	Blank Result	Reporting Limit	MDL	Analyzed	Qualifiers
1,1,1-Trichloroethane	mg/kg	ND	0.0050	0.00022	06/01/20 11:18	
1,1-Dichloroethane	mg/kg	ND	0.0050	0.00037	06/01/20 11:18	
1,2-Dichloroethane	mg/kg	ND	0.0050	0.00040	06/01/20 11:18	
cis-1,2-Dichloroethene	mg/kg	ND	0.0050	0.00031	06/01/20 11:18	
Methylene Chloride	mg/kg	ND	0.020	0.0024	06/01/20 11:18	
Tetrachloroethene	mg/kg	ND	0.0050	0.00059	06/01/20 11:18	
trans-1,2-Dichloroethene	mg/kg	ND	0.0050	0.00023	06/01/20 11:18	
Trichloroethene	mg/kg	ND	0.0050	0.00020	06/01/20 11:18	
Vinyl chloride	mg/kg	ND	0.0050	0.00018	06/01/20 11:18	
4-Bromofluorobenzene (S)	%.	106	55-129		06/01/20 11:18	
Dibromofluoromethane (S)	%.	97	73-133		06/01/20 11:18	
Toluene-d8 (S)	%.	99	73-130		06/01/20 11:18	

LABORATORY CONTROL SAMPLE: 2605355

Parameter	Units	Spike Conc.	LCS Result	LCS % Rec	% Rec Limits	Qualifiers
1,1,1-Trichloroethane	mg/kg	0.05	0.051	102	72-132	
1,1-Dichloroethane	mg/kg	0.05	0.044	88	73-122	
1,2-Dichloroethane	mg/kg	0.05	0.046	92	67-129	
cis-1,2-Dichloroethene	mg/kg	0.05	0.046	93	73-117	
Methylene Chloride	mg/kg	0.05	0.070	140	62-137	L1
Tetrachloroethene	mg/kg	0.05	0.041	82	59-119	
trans-1,2-Dichloroethene	mg/kg	0.05	0.044	89	71-125	
Trichloroethene	mg/kg	0.05	0.049	98	68-118	
Vinyl chloride	mg/kg	0.05	0.056	112	49-125	
4-Bromofluorobenzene (S)	%.			93	55-129	
Dibromofluoromethane (S)	%.			84	73-133	
Toluene-d8 (S)	%.			101	73-130	

Results presented on this page are in the units indicated by the "Units" column except where an alternate unit is presented to the right of the result.

This report shall not be reproduced, except in full,
without the written consent of Pace Analytical Services, LLC.

Pace Analytical Services, LLC
7726 Moller Road
Indianapolis, IN 46268
(317)228-3100

QUALITY CONTROL DATA

Project: Amphenol
Pace Project No.: 50259488

QC Batch: 565014
QC Batch Method: EPA 8260
Analysis Method: EPA 8260
Analysis Description: 8260 MSV 5035A Volatile Organics
Laboratory: Pace Analytical Services - Indianapolis

Associated Lab Samples: 50258090031

METHOD BLANK: 2606257
Matrix: Solid
Associated Lab Samples: 50258090031

Parameter	Units	Blank Result	Reporting Limit	MDL	Analyzed	Qualifiers
1,1,1-Trichloroethane	mg/kg	ND	0.0050	0.00027	06/02/20 12:37	
1,1-Dichloroethane	mg/kg	ND	0.0050	0.00027	06/02/20 12:37	
1,2-Dichloroethane	mg/kg	ND	0.0050	0.00036	06/02/20 12:37	
cis-1,2-Dichloroethene	mg/kg	ND	0.0050	0.00033	06/02/20 12:37	
Methylene Chloride	mg/kg	ND	0.020	0.0024	06/02/20 12:37	
Tetrachloroethene	mg/kg	ND	0.0050	0.00021	06/02/20 12:37	
trans-1,2-Dichloroethene	mg/kg	ND	0.0050	0.00022	06/02/20 12:37	
Trichloroethene	mg/kg	ND	0.0050	0.00027	06/02/20 12:37	
Vinyl chloride	mg/kg	ND	0.0050	0.00041	06/02/20 12:37	
4-Bromofluorobenzene (S)	%.	106	55-129		06/02/20 12:37	
Dibromofluoromethane (S)	%.	103	73-133		06/02/20 12:37	
Toluene-d8 (S)	%.	106	73-130		06/02/20 12:37	

LABORATORY CONTROL SAMPLE: 2606258

Parameter	Units	Spike Conc.	LCS Result	LCS % Rec	% Rec Limits	Qualifiers
1,1,1-Trichloroethane	mg/kg	0.05	0.046	93	72-132	
1,1-Dichloroethane	mg/kg	0.05	0.047	94	73-122	
1,2-Dichloroethane	mg/kg	0.05	0.045	91	67-129	
cis-1,2-Dichloroethene	mg/kg	0.05	0.045	90	73-117	
Methylene Chloride	mg/kg	0.05	0.059	118	62-137	
Tetrachloroethene	mg/kg	0.05	0.045	90	59-119	
trans-1,2-Dichloroethene	mg/kg	0.05	0.049	98	71-125	
Trichloroethene	mg/kg	0.05	0.045	90	68-118	
Vinyl chloride	mg/kg	0.05	0.054	108	49-125	
4-Bromofluorobenzene (S)	%.			94	55-129	
Dibromofluoromethane (S)	%.			105	73-133	
Toluene-d8 (S)	%.			88	73-130	

Results presented on this page are in the units indicated by the "Units" column except where an alternate unit is presented to the right of the result.

This report shall not be reproduced, except in full,
without the written consent of Pace Analytical Services, LLC.

Pace Analytical Services, LLC
7726 Moller Road
Indianapolis, IN 46268
(317)228-3100

QUALITY CONTROL DATA

Project: Amphenol
Pace Project No.: 50259488

QC Batch: 565033
QC Batch Method: EPA 8260
Analysis Method: EPA 8260
Analysis Description: 8260 MSV 5035A Volatile Organics
Laboratory: Pace Analytical Services - Indianapolis
Associated Lab Samples: 50258090023, 50258090024, 50258090026, 50258090027

METHOD BLANK: 2606305
Matrix: Solid
Associated Lab Samples: 50258090023, 50258090024, 50258090026, 50258090027

Parameter	Units	Blank Result	Reporting Limit	MDL	Analyzed	Qualifiers
1,1,1-Trichloroethane	mg/kg	ND	0.0050	0.00059	06/02/20 12:41	
1,1-Dichloroethane	mg/kg	ND	0.0050	0.00080	06/02/20 12:41	
1,2-Dichloroethane	mg/kg	ND	0.0050	0.00054	06/02/20 12:41	
cis-1,2-Dichloroethene	mg/kg	ND	0.0050	0.00062	06/02/20 12:41	
Methylene Chloride	mg/kg	ND	0.020	0.0010	06/02/20 12:41	
Tetrachloroethene	mg/kg	ND	0.0050	0.00086	06/02/20 12:41	
trans-1,2-Dichloroethene	mg/kg	ND	0.0050	0.00090	06/02/20 12:41	
Trichloroethene	mg/kg	ND	0.0050	0.00074	06/02/20 12:41	
Vinyl chloride	mg/kg	ND	0.0050	0.00044	06/02/20 12:41	
4-Bromofluorobenzene (S)	%.	101	55-129		06/02/20 12:41	
Dibromofluoromethane (S)	%.	104	73-133		06/02/20 12:41	
Toluene-d8 (S)	%.	98	73-130		06/02/20 12:41	

LABORATORY CONTROL SAMPLE: 2606306

Parameter	Units	Spike Conc.	LCS Result	LCS % Rec	% Rec Limits	Qualifiers
1,1,1-Trichloroethane	mg/kg	0.05	0.049	99	72-132	
1,1-Dichloroethane	mg/kg	0.05	0.049	99	73-122	
1,2-Dichloroethane	mg/kg	0.05	0.046	92	67-129	
cis-1,2-Dichloroethene	mg/kg	0.05	0.050	99	73-117	
Methylene Chloride	mg/kg	0.05	0.049	98	62-137	
Tetrachloroethene	mg/kg	0.05	0.046	93	59-119	
trans-1,2-Dichloroethene	mg/kg	0.05	0.050	100	71-125	
Trichloroethene	mg/kg	0.05	0.048	96	68-118	
Vinyl chloride	mg/kg	0.05	0.050	100	49-125	
4-Bromofluorobenzene (S)	%.			98	55-129	
Dibromofluoromethane (S)	%.			94	73-133	
Toluene-d8 (S)	%.			100	73-130	

Results presented on this page are in the units indicated by the "Units" column except where an alternate unit is presented to the right of the result.

This report shall not be reproduced, except in full,
without the written consent of Pace Analytical Services, LLC.

Pace Analytical Services, LLC
7726 Moller Road
Indianapolis, IN 46268
(317)228-3100

QUALITY CONTROL DATA

Project: Amphenol
Pace Project No.: 50259488

QC Batch: 565034
QC Batch Method: EPA 8260
Analysis Method: EPA 8260
Analysis Description: 8260 MSV 5035A Volatile Organics
Laboratory: Pace Analytical Services - Indianapolis
Associated Lab Samples: 50258090022, 50258090025

METHOD BLANK: 2606307 Matrix: Solid
Associated Lab Samples: 50258090022, 50258090025

Parameter	Units	Blank Result	Reporting Limit	MDL	Analyzed	Qualifiers
1,1,1-Trichloroethane	mg/kg	ND	0.0050	0.00059	06/02/20 13:34	
1,1-Dichloroethane	mg/kg	ND	0.0050	0.00063	06/02/20 13:34	
1,2-Dichloroethane	mg/kg	ND	0.0050	0.00075	06/02/20 13:34	
cis-1,2-Dichloroethene	mg/kg	ND	0.0050	0.0010	06/02/20 13:34	
Methylene Chloride	mg/kg	ND	0.020	0.0024	06/02/20 13:34	
Tetrachloroethene	mg/kg	ND	0.0050	0.00059	06/02/20 13:34	
trans-1,2-Dichloroethene	mg/kg	ND	0.0050	0.00082	06/02/20 13:34	
Trichloroethene	mg/kg	ND	0.0050	0.00096	06/02/20 13:34	
Vinyl chloride	mg/kg	ND	0.0050	0.00029	06/02/20 13:34	
4-Bromofluorobenzene (S)	%.	98	55-129		06/02/20 13:34	
Dibromofluoromethane (S)	%.	103	73-133		06/02/20 13:34	
Toluene-d8 (S)	%.	96	73-130		06/02/20 13:34	

LABORATORY CONTROL SAMPLE: 2606308

Parameter	Units	Spike Conc.	LCS Result	LCS % Rec	% Rec Limits	Qualifiers
1,1,1-Trichloroethane	mg/kg	0.05	0.061	122	72-132	
1,1-Dichloroethane	mg/kg	0.05	0.057	114	73-122	
1,2-Dichloroethane	mg/kg	0.05	0.057	114	67-129	
cis-1,2-Dichloroethene	mg/kg	0.05	0.055	110	73-117	
Methylene Chloride	mg/kg	0.05	0.055	111	62-137	
Tetrachloroethene	mg/kg	0.05	0.056	111	59-119	
trans-1,2-Dichloroethene	mg/kg	0.05	0.060	120	71-125	
Trichloroethene	mg/kg	0.05	0.056	112	68-118	
Vinyl chloride	mg/kg	0.05	0.047	94	49-125	
4-Bromofluorobenzene (S)	%.			100	55-129	
Dibromofluoromethane (S)	%.			95	73-133	
Toluene-d8 (S)	%.			101	73-130	

MATRIX SPIKE & MATRIX SPIKE DUPLICATE: 2606309 2606310

Parameter	Units	50258090017 Result	MS Spike Conc.	MSD Spike Conc.	MS Result	MSD Result	MS % Rec	MSD % Rec	% Rec Limits	RPD	Max RPD	Qual
1,1,1-Trichloroethane	mg/kg	ND	0.043	0.049	0.068	0.080	161	161	48-141	16	20	M1
1,1-Dichloroethane	mg/kg	ND	0.043	0.049	0.072	0.089	169	178	22-160	21	20	M1,R1
1,2-Dichloroethane	mg/kg	ND	0.043	0.049	0.071	0.087	167	175	35-142	20	20	M1
cis-1,2-Dichloroethene	mg/kg	ND	0.043	0.049	0.061	0.074	143	148	30-143	19	20	M1

Results presented on this page are in the units indicated by the "Units" column except where an alternate unit is presented to the right of the result.

REPORT OF LABORATORY ANALYSIS

This report shall not be reproduced, except in full,
without the written consent of Pace Analytical Services, LLC.

Pace Analytical Services, LLC
7726 Moller Road
Indianapolis, IN 46268
(317)228-3100

QUALITY CONTROL DATA

Project: Amphenol
Pace Project No.: 50259488

MATRIX SPIKE & MATRIX SPIKE DUPLICATE: 2606309 2606310

Parameter	Units	50258090017 Result	MS Spike Conc.	MSD Spike Conc.	MS Result	MSD Result	MS % Rec	MSD % Rec	% Rec Limits	RPD	Max RPD	Qual
Methylene Chloride	mg/kg	ND	0.043	0.049	0.071	0.092	167	185	24-158	26	20	M1,R1
Tetrachloroethene	mg/kg	0.015	0.043	0.049	0.041	0.048	63	66	10-173	14	20	
trans-1,2-Dichloroethene	mg/kg	ND	0.043	0.049	0.058	0.070	137	140	28-156	17	20	
Trichloroethene	mg/kg	0.0059	0.043	0.049	0.053	0.059	111	106	12-153	10	20	
Vinyl chloride	mg/kg	ND	0.043	0.049	0.064	0.084	149	169	21-155	28	20	M1,R1
4-Bromofluorobenzene (S)	%.						102	98	55-129			
Dibromofluoromethane (S)	%.						96	99	73-133			
Toluene-d8 (S)	%.						101	102	73-130			

Results presented on this page are in the units indicated by the "Units" column except where an alternate unit is presented to the right of the result.

This report shall not be reproduced, except in full,
without the written consent of Pace Analytical Services, LLC.

Pace Analytical Services, LLC
7726 Moller Road
Indianapolis, IN 46268
(317)228-3100

QUALITY CONTROL DATA

Project: Amphenol
Pace Project No.: 50259488

QC Batch: 564436
QC Batch Method: SM 2540G
Analysis Method: SM 2540G
Analysis Description: Dry Weight/Percent Moisture
Laboratory: Pace Analytical Services - Indianapolis
Associated Lab Samples: 50258090021, 50258090022, 50258090023, 50258090024, 50258090025, 50258090026, 50258090027, 50258090028

SAMPLE DUPLICATE: 2603959

Parameter	Units	50258090017 Result	Dup Result	RPD	Max RPD	Qualifiers
Percent Moisture	%	6.9	8.2	17	5	R1

SAMPLE DUPLICATE: 2603960

Parameter	Units	50258445001 Result	Dup Result	RPD	Max RPD	Qualifiers
Percent Moisture	%	12.0	14.9	22	5	R1

Results presented on this page are in the units indicated by the "Units" column except where an alternate unit is presented to the right of the result.

This report shall not be reproduced, except in full,
without the written consent of Pace Analytical Services, LLC.

Pace Analytical Services, LLC
7726 Moller Road
Indianapolis, IN 46268
(317)228-3100

QUALITY CONTROL DATA

Project: Amphenol
Pace Project No.: 50259488

QC Batch: 564437
QC Batch Method: SM 2540G
Analysis Method: SM 2540G
Analysis Description: Dry Weight/Percent Moisture
Laboratory: Pace Analytical Services - Indianapolis
Associated Lab Samples: 50258090029, 50258090030, 50258090031, 50258090032, 50258090035

SAMPLE DUPLICATE: 2603962

Parameter	Units	50258090029 Result	Dup Result	RPD	Max RPD	Qualifiers
Percent Moisture	%	5.7	4.9	14	5	R1

Results presented on this page are in the units indicated by the "Units" column except where an alternate unit is presented to the right of the result.

This report shall not be reproduced, except in full,
without the written consent of Pace Analytical Services, LLC.

Pace Analytical Services, LLC
7726 Moller Road
Indianapolis, IN 46268
(317)228-3100

QUALIFIERS

Project: Amphenol
Pace Project No.: 50259488

DEFINITIONS

DF - Dilution Factor, if reported, represents the factor applied to the reported data due to dilution of the sample aliquot.

ND - Not Detected at or above adjusted reporting limit.

TNTC - Too Numerous To Count

J - Estimated concentration above the adjusted method detection limit and below the adjusted reporting limit.

MDL - Adjusted Method Detection Limit.

PQL - Practical Quantitation Limit.

RL - Reporting Limit - The lowest concentration value that meets project requirements for quantitative data with known precision and bias for a specific analyte in a specific matrix.

S - Surrogate

1,2-Diphenylhydrazine decomposes to and cannot be separated from Azobenzene using Method 8270. The result for each analyte is a combined concentration.

Consistent with EPA guidelines, unrounded data are displayed and have been used to calculate % recovery and RPD values.

LCS(D) - Laboratory Control Sample (Duplicate)

MS(D) - Matrix Spike (Duplicate)

DUP - Sample Duplicate

RPD - Relative Percent Difference

NC - Not Calculable.

SG - Silica Gel - Clean-Up

U - Indicates the compound was analyzed for, but not detected.

N-Nitrosodiphenylamine decomposes and cannot be separated from Diphenylamine using Method 8270. The result reported for each analyte is a combined concentration.

Pace Analytical is TNI accredited. Contact your Pace PM for the current list of accredited analytes.

TNI - The NELAC Institute.

ANALYTE QUALIFIERS

D4	Sample was diluted due to the presence of high levels of target analytes.
L1	Analyte recovery in the laboratory control sample (LCS) was above QC limits. Results for this analyte in associated samples may be biased high.
M1	Matrix spike recovery exceeded QC limits. Batch accepted based on laboratory control sample (LCS) recovery.
R1	RPD value was outside control limits.
S5	Surrogate recovery outside control limits due to matrix interferences (not confirmed by re-analysis).

This report shall not be reproduced, except in full,
without the written consent of Pace Analytical Services, LLC.

Pace Analytical Services, LLC
7726 Moller Road
Indianapolis, IN 46268
(317)228-3100

QUALITY CONTROL DATA CROSS REFERENCE TABLE

Project: Amphenol
Pace Project No.: 50259488

Lab ID	Sample ID	QC Batch Method	QC Batch	Analytical Method	Analytical Batch
50258090021	**GP-6 SL (3.50-4.00)**	EPA 8260	564747		
50258090022	**GP-6 SL (12.50-13.00)**	EPA 8260	565034		
50258090023	**GP-6 SL (21.00-21.50)**	EPA 8260	565033		
50258090024	**GP-6 SL (21.50-22.00)**	EPA 8260	565033		
50258090025	**GP-7 SL (12.75-13.25)**	EPA 8260	565034		
50258090026	**GP-7 SL (18.00-18.50)**	EPA 8260	565033		
50258090027	**GP-7 SL (23.50-24.00)**	EPA 8260	565033		
50258090028	**GP-7 SL (24.25-24.75)**	EPA 8260	564743		
50258090029	**GP-8 SL (14.25-14.75) MS/MSD 2**	EPA 8260	564468		
50258090030	**GP-8 SL (18.75-19.25)**	EPA 8260	564772		
50258090031	**GP-8 SL (21.25-21.75)**	EPA 8260	565014		
50258090032	**GP-8 SL (21.75-22.25)**	EPA 8260	564468		
50258090035	**FD-3 SL**	EPA 8260	564468		
50258090021	**GP-6 SL (3.50-4.00)**	SM 2540G	564436		
50258090022	**GP-6 SL (12.50-13.00)**	SM 2540G	564436		
50258090023	**GP-6 SL (21.00-21.50)**	SM 2540G	564436		
50258090024	**GP-6 SL (21.50-22.00)**	SM 2540G	564436		
50258090025	**GP-7 SL (12.75-13.25)**	SM 2540G	564436		
50258090026	**GP-7 SL (18.00-18.50)**	SM 2540G	564436		
50258090027	**GP-7 SL (23.50-24.00)**	SM 2540G	564436		
50258090028	**GP-7 SL (24.25-24.75)**	SM 2540G	564436		
50258090029	**GP-8 SL (14.25-14.75) MS/MSD 2**	SM 2540G	564437		
50258090030	**GP-8 SL (18.75-19.25)**	SM 2540G	564437		
50258090031	**GP-8 SL (21.25-21.75)**	SM 2540G	564437		
50258090032	**GP-8 SL (21.75-22.25)**	SM 2540G	564437		
50258090035	**FD-3 SL**	SM 2540G	564437		

This report shall not be reproduced, except in full,
without the written consent of Pace Analytical Services, LLC.

WO# : 50258090

50258090

Pace Analytical

CHAIN-OF-CUSTODY / Analytical Request Document

The Chain-of-Custody is a legal document. All relevant fields must be completed accurately.

Page : 1 Of 4

Section A — Required Client Information:

Company:	IWM Consulting
Address:	7428 Rockville Road
	Indianapolis, IN 46214
Email:	cnewell@iwmconsult.com
Phone:	317-968-9265 Fax:
Requested Due Date:	

Section B — Required Project Information:

Report To:	Chris Newell
Copy To:	
Purchase Order #:	
Project Name:	Amphenol
Project #:	

Invoice Information:

Attention:	
Company Name:	
Address:	
Pace Quote:	
Pace Project Manager:	chris.boyle@pacelabs.com,
Pace Profile #:	658

Regulatory Agency	
State / Location	IN

Requested Analysis Filtered (Y/N): Y/N

Analyses Test: VOC by 8260 (Short List); % moisture

ITEM #	SAMPLE ID (One Character per box. (A-Z, 0-9 / , -) Sample Ids must be unique)	MATRIX CODE (see valid codes to left)	SAMPLE TYPE (G=GRAB C=COMP)	COLLECTED START DATE	COLLECTED START TIME	COLLECTED END DATE	COLLECTED END TIME	SAMPLE TEMP AT COLLECTION	# OF CONTAINERS	Unpreserved	H2SO4	HNO3	HCl	NaOH	Na2S2O3	Methanol	Other	VOC by 8260 (Short List)	% moisture	Residual Chlorine (Y/N)	
1	GP-1 SL (18.00-18.50)	SL	G			5/26	9:48	4										1	1		001
2	GP-1 SL (20.00-20.50)						9:54	4													002
3	GP-1 SL (22.00-22.50)						10:02	4													003
4	GP-1 SL (24.25-24.75)						10:07	4													004
5	GP-2 SL (18.00-18.50)						10:29	4													005
6	GP-2 SL (20.00-20.50)						10:45	4													006
7	GP-2 SL (21.00-21.50)						10:48	4													007
8	GP-2 SL (21.50-22.00)						10:41	4													008
9	GP-3 SL (17.75-18.25)						11:07	4													009
10	GP-3 SL (18.75-19.25)						11:09	4													010
11	GP-3 SL (19.75-20.25)						11:15	4													011
12	GP-3 SL (21.25-21.75)						11:20	4													012

Matrix codes: Drinking Water DW; Water WT; Waste Water WW; Product P; Soil/Solid SL; Oil OL; Wipe WP; Air AR; Other OT; Tissue TS

ADDITIONAL COMMENTS	RELINQUISHED BY / AFFILIATION	DATE	TIME	ACCEPTED BY / AFFILIATION	DATE	TIME
Shortlist: PCE, TCE, 1,1-DCA, 1,2-DCA, 1,1,1-TCA, Cis/trans-1,2-DCE, Vinyl Chloride, Methylen Chloride	[signature] Per IWM	5/26	17:08	Marcia Bennett	5/26/20	1708

SAMPLE CONDITIONS

TEMP in C	Received on Ice (Y/N)	Custody Sealed Cooler (Y/N)	Samples Intact (Y/N)
7.52	Y	N	Y
7.5 MBS 5/26/20			

SAMPLER NAME AND SIGNATURE

PRINT Name of SAMPLER: Garrett Page

SIGNATURE of SAMPLER: [signature]

DATE Signed: 5/26/20

Pace Analytical

CHAIN-OF-CUSTODY / Analytical Request Document

The Chain-of-Custody is a LEGAL DOCUMENT. All relevant fields must be completed accurately.

Page : 2 Of 4

Section A Required Client Information:		Section B Required Project Information:		Section C Invoice Information:	
Company:	IWM Consulting	Report To:	Chris Newell	Attention:	
Address:	7428 Rockville Road	Copy To:		Company Name:	
	Indianapolis, IN 46214			Address:	
Email:	cnewell@iwmconsult.com	Purchase Order #:		Pace Quote:	
Phone:	317-968-9265 Fax:	Project Name:	Amphenol	Pace Project Manager:	chris.boyle@pacelabs.com,
Requested Due Date:		Project #:		Pace Profile #:	658

Regulatory Agency
State / Location
IN

SAMPLE ID
One Character per box.
(A-Z, 0-9 / , -)
Sample Ids must be unique

MATRIX	CODE
Drinking Water	DW
Water	WT
Waste Water	WW
Product	P
Soil/Solid	SL
Oil	OL
Wipe	WP
Air	AR
Other	OT
Tissue	TS

Requested Analysis Filtered (Y/N)

ITEM #	SAMPLE ID	MATRIX CODE (see valid codes to left)	SAMPLE TYPE (G=GRAB C=COMP)	COLLECTED START DATE	COLLECTED START TIME	COLLECTED END DATE	COLLECTED END TIME	SAMPLE TEMP AT COLLECTION	# OF CONTAINERS	Unpreserved	H2SO4	HNO3	HCl	NaOH	Na2S2O3	Methanol	Other	Analyses Test Y/N	VOC by 8260 (Short List)	% moisture	Residual Chlorine (Y/N)	
1	GP-4 SL (16.75-17.25)	SL	G			5/26	11:46		4													013
2	GP-4 SL (21.75-22.25)						11:50		4													014
3	GP-4 SL (22.25-22.75						11:53		4													015
4	GP-4 SL (27.00-27.50						11:56		4													016
5	GP-5 SL (12.50-13.00) MS/MSD 1						12:42		12													017
6	GP-5 SL (19.50-20.00)						12:45		4													018
7	GP-5 SL (20.25-20.75)						12:50		4													019
8	GP-5 SL (20.75-21.25)						12:53		4													020
9	GP-6 SL (3.50-4.00)						13:10		4													021
10	GP-6 SL (12.50-13.00)						13:12		4													022
11	GP-6 SL (21.00-21.50)						13:20		4													023
12	GP-6 SL (21.50-22.00)						13:22		4													024

ADDITIONAL COMMENTS	RELINQUISHED BY / AFFILIATION	DATE	TIME	ACCEPTED BY / AFFILIATION	DATE	TIME	SAMPLE CONDITIONS: TEMP in C	Received on Ice (Y/N)	Custody Sealed Cooler (Y/N)	Samples Intact (Y/N)
Check first page of COC for shortlist	[signature] IWM	5/26	17:08	Marcia Bennett	5/26/20	1708	7.58	Y	N	Y

SAMPLER NAME AND SIGNATURE

PRINT Name of SAMPLER: Garrett Page

SIGNATURE of SAMPLER: [signature] DATE Signed: 5/26/20

CHAIN-OF-CUSTODY / Analytical Request Document

The Chain-of-Custody is a LEGAL DOCUMENT. All relevant fields must be completed accurately.

Page : 3 Of 4

Section A — Required Client Information:

Company:	IWM Consulting
Address:	7428 Rockville Road
	Indianapolis, IN 46214
Email:	cnewell@iwmconsult.com
Phone: 317-968-9265	Fax:
Requested Due Date:	

Section B — Required Project Information:

Report To:	Chris Newell
Copy To:	
Purchase Order #:	
Project Name:	Amphenol
Project #:	

Section C — Invoice Information:

Attention:	
Company Name:	
Address:	
Pace Quote:	
Pace Project Manager:	chris.boyle@pacelabs.com,
Pace Profile #:	658

Regulatory Agency	
State / Location	IN

ITEM #	SAMPLE ID (One Character per box. (A-Z, 0-9 / , -) Sample Ids must be unique)	MATRIX CODE (see valid codes to left)	SAMPLE TYPE (G=GRAB C=COMP)	COLLECTED START DATE	COLLECTED START TIME	COLLECTED END DATE	COLLECTED END TIME	SAMPLE TEMP AT COLLECTION	# OF CONTAINERS	Preservatives: Unpreserved	H2SO4	HNO3	HCl	NaOH	Na2S2O3	Methanol	Other	Analyses Test (Y/N): VOC by 8260 (Short List)	% moisture	Residual Chlorine (Y/N)	
1	GP-7 SL (12.75-13.25)	SL	G			5/26	14:23		4										X	X		025
2	GP-7 SL (18.00-18.50						14:15		4													026
3	GP-7 SL (23.50-24.00)						14:18		4													027
4	GP-7 SL (24.25-24.75)						14:20		4													028
5	GP-8 SL (14.25-14.75) MS/MSD						15:10		12													029
6	GP-8 SL (18.75-19.25)						15:14		4													030
7	GP-8 SL (21.25-21.75)						15:19		4													031
8	GP-8 SL (21.75-22.25)						15:22		4													032
9	FD-1 SL	SL					—		4													033
10	FD-2 SL	SL					—		4													034
11	FD-3 SL	SL					—		4													035
12	EB-1 WT	WT	G				15:45		3													036

ADDITIONAL COMMENTS	RELINQUISHED BY / AFFILIATION	DATE	TIME	ACCEPTED BY / AFFILIATION	DATE	TIME	SAMPLE CONDITIONS			
Page 1 for shortlist	[signature] IWM	5/26	17:08	Marcia Bennett	5/26/20	1708	7.5°C	Y	N	Y

SAMPLER NAME AND SIGNATURE

PRINT Name of SAMPLER: Garrett Page

SIGNATURE of SAMPLER: [signature] DATE Signed: 5/26/20

TEMP in C	Received on Ice (Y/N)	Custody Sealed Cooler (Y/N)	Samples Intact (Y/N)

CHAIN-OF-CUSTODY / Analytical Request Document

The Chain-of-Custody is a LEGAL DOCUMENT. All relevant fields must be completed accurately.

Page : 4 Of 4

Section A Required Client Information:		Section B Required Project Information:		Section C Invoice Information:	
Company:	IWM Consulting	Report To:	Chris Newell	Attention:	
Address:	7428 Rockville Road	Copy To:		Company Name:	
	Indianapolis, IN 46214			Address:	
Email:	cnewell@iwmconsult.com	Purchase Order #:		Pace Quote:	
Phone:	317-968-9265 Fax:	Project Name:	Amphenol	Pace Project Manager:	chris.boyle@pacelabs.com,
Requested Due Date:		Project #:		Pace Profile #:	658

Regulatory Agency	
State / Location	
	IN

SAMPLE ID
One Character per box.
(A-Z, 0-9 / , -)
Sample Ids must be unique

MATRIX	CODE
Drinking Water	DW
Water	WT
Waste Water	WW
Product	P
Soil/Solid	SL
Oil	OL
Wipe	WP
Air	AR
Other	OT
Tissue	TS

Requested Analysis Filtered (Y/N)

ITEM #	SAMPLE ID	MATRIX CODE (see valid codes to left)	SAMPLE TYPE (G=GRAB C=COMP)	COLLECTED START DATE	COLLECTED START TIME	COLLECTED END DATE	COLLECTED END TIME	SAMPLE TEMP AT COLLECTION	# OF CONTAINERS	Unpreserved	H2SO4	HNO3	HCl	NaOH	Na2S2O3	Methanol	Other	Analyses Test Y/N	VOC by 8260 (Short List)	% moisture	Residual Chlorine (Y/N)	
1	TB-1 WT	WT	G			5/26	9:30												X			037
2																						
3																						
4																						
5																						
6																						
7																						
8																						
9																						
10																						
11																						
12																						

ADDITIONAL COMMENTS	RELINQUISHED BY / AFFILIATION	DATE	TIME	ACCEPTED BY / AFFILIATION	DATE	TIME	SAMPLE CONDITIONS			
Shortlist on Page 1	[signature] IWM	5/26	17:08	Marcia Bennett	5/26/20	1708	7.5°C	Y	N	Y

SAMPLER NAME AND SIGNATURE		
PRINT Name of SAMPLER:	Garrett Page	
SIGNATURE of SAMPLER:	[signature]	DATE Signed: 5/26/20

TEMP in C	Received on Ice (Y/N)	Custody Sealed Cooler (Y/N)	Samples Intact (Y/N)

Pace Analytical

SAMPLE CONDITION UPON RECEIPT FORM

Project #: 50258090

Date/Time and Initials of person examining contents: MB 5/26/20 1725

Courier: ☐ Fed Ex ☐ UPS ☐ USPS ☑ Client ☐ Commercial ☐ Pace ☐ Other _____

Tracking #: _____

Custody Seal on Cooler/Box Present: ☐ Yes ☑ No **Seals Intact:** ☐ Yes ☑ No

Packing Material: ☐ Bubble Wrap ☑ Bubble Bags ☐ None ☐ Other _____

Thermometer: 1 2 3 4 5 6 A B C D E F Ice Type: ☑ Wet ☐ Blue ☐ None | Samples collected today and on ice: ☑ Yes ☐ No ☐ N/A

Cooler Temperature: 8.1°C/7.5°C Ice Visible in Sample Containers?: ☐ Yes ☑ No ☐ N/A

(Initial/Corrected) Temp should be above freezing to 6°C If temp. is Over 6°C or under 0°C, was the PM Notified?: ☐ Yes ☐ No ☑ N/A

All discrepancies will be written out in the comments section below.

	Yes	No		Yes	No	N/A
Are samples from West Virginia? Document any containers out of temp.		✓	All containers needing acid/base pres. Have been checked?: **exceptions: VOA, coliform, LLHg, O&G, and any container with a septum cap or preserved with HCl.** All containers needing preservation are found to be in compliance with EPA recommendation (<2, >9, >12) unless otherwise noted. Circle: HNO3 H2SO4 NaOH NaOH/ZnAc			✓
USDA Regulated Soils? (ID, NY, WA, OR,CA, NM, TX, OK, AR, LA, TN, AL, MS, NC, SC, GA, FL, or Puerto Rico)		✓				
Chain of Custody Present:	✓					
Chain of Custody Filled Out:	✓		Dissolved Metals field filtered?:			✓
Short Hold Time Analysis (<72hr)?: Analysis: TC	✓		Headspace Wisconsin Sulfide			✓
Time 5035A TC placed in Freezer or Short Holds To Lab: 1753				Present	Absent	N/A
			Residual Chlorine Check (SVOC 625 Pest/PCB 608)			✓
			Residual Chlorine Check (Total/Amenable/Free Cyanide)			✓
Rush TAT Requested:		✓	Headspace in VOA Vials (>6mm):		✓	✓ MB 5/26/20
Containers Intact?:	✓		Trip Blank Present?:	✓	✓ MB 5/26/20	
Sample Labels (IDs/Dates/Times) Match COC?: Except TCs, which only require sample ID	✓		Trip Blank Custody Seals?:	✓		
Extra labels on Terracore Vials (soils only)?	✓			✓		

Comments:

Sample 004 ID changed to GP-1 SL (23.25-23.75) per C Parks (email) - SAB 05/27/20

F-IN-Q-290-rev.18,22Apr2019

COC PAGE 1 of 4

Sample Container Count

SBS
DI
BK
Kit

Sample Line Item	WGFU	R	DG9H VG9H	VOA VIALS (>6mm)	VG9U	DG9U	DG9T	AG0U	AG1H	AG1U	AG3S	BP1U	BP1N	BP2U	BP3U	BP3N	BP3F	BP3S	BP3B	BP3Z	CG3H					Matrix	pH <2	pH >9	pH>12
1		4																								SL			
2																													
3																													
4																													
5																													
6																													
7																													
8																													
9																													
10																													
11																													
12																													

Container Codes

Glass

DG9B	40mL Na Bisulfate amber vial	AG0U	100mL unpres amber glass
DG9H	40mL HCl amber voa vial	AG1H	1L HCl amber glass
DG9M	40mL MeOH clear vial	AG1S	1L H2SO4 amber glass
DG9P	40mL TSP amber vial	AG1T	1L Na Thiosulfate amber glass
DG9S	40mL H2SO4 amber vial	AG1U	1liter unpres amber glass
DG9T	40mL Na Thio amber vial	AG2N	500mL HNO3 amber glass
DG9U	40mL unpreserved **amber** vial	AG2S	500mL H2SO4 amber glass
VG9H	40mL HCl clear vial	AG2U	500mL unpres amber glass
VG9T	40mL Na Thio. clear vial	AG3S	250mL H2SO4 amber glass
VG9U	40mL unpreserved **clear** vial	AG3U	250mL unpres amber glass
VGFX	40mL w/hexane wipe vial	BG1H	1L HCl clear glass
VSG	Headspace septa vial & HCl	BG1S	1L H2SO4 clear glass
WGKU	8oz unpreserved clear jar	BG1T	1L Na Thiosulfate clear glass
WGFU	4oz clear soil jar	BG1U	1L unpreserved glass
JGFU	4oz unpreserved amber wide	BG3H	250mL HCl Clear Glass
CG3H	250mL clear glass HCl	BG3U	250mL Unpres Clear Glass

Plastic / Misc.

BP1A	1L NaOH, Asc Acid plastic
BP1N	1L HNO3 plastic
BP1S	1L H2SO4 plastic
BP1U	1L unpreserved plastic
BP1Z	1L NaOH, Zn, Ac
BP2A	500mL NaOH, Asc Acid plastic
BP2N	500mL HNO3 plastic
BP2O	500mL NaOH plastic
BP2S	500mL H2SO4 plastic
BP2U	500mL unpreserved plastic
BP2Z	500mL NaOH, Zn Ac
BP3B	250mL NaOH plastic
BP3N	250mL HNO3 plastic
BP3F	250mL HNO3 plastic (field filtered)
BP3U	250mL unpreserved plastic
BP3S	250mL H2SO4 plastic
BP3Z	250mL NaOH, Zn Ac plastic

AF	Air Filter
C	Air Cassettes
R	Terra core kit
SP5T	120mL Coliform Na Thiosulfate
U	Summa Can
ZPLC	Ziploc Bag

WT	Water
SL	Solid
NAL	Non-aqueous liquid
WP	Wipe

F-IN-Q-270-rev.11,26Sep2019

COC PAGE 2 of 4

Sample Container Count

Sample Line Item	WGFU	SBS DT BK Kit R	DG9H VG9H	VOA VIALS (>6mm)	VG9U	DG9U	DG9T	AG0U	AG1H	AG1U	AG3S	BP1U	BP1N	BP2U	BP3U	BP3N	BP3F	BP3S	BP3B	BP3Z	CG3H					Matrix	pH <2	pH >9	pH>12
1		4																								SL			
2																													
3																													
4																													
5		12																											
6		4																											
7																													
8																													
9																													
10																													
11																													
12																													

Container Codes

Glass

DG9B	40mL Na Bisulfate amber vial	AG0U	100mL unpres amber glass
DG9H	40mL HCl amber voa vial	AG1H	1L HCl amber glass
DG9M	40mL MeOH clear vial	AG1S	1L H2SO4 amber glass
DG9P	40mL TSP amber vial	AG1T	1L Na Thiosulfate amber glass
DG9S	40mL H2SO4 amber vial	AG1U	1liter unpres amber glass
DG9T	40mL Na Thio amber vial	AG2N	500mL HNO3 amber glass
DG9U	40mL unpreserved **amber** vial	AG2S	500mL H2SO4 amber glass
VG9H	40mL HCl clear vial	AG2U	500mL unpres amber glass
VG9T	40mL Na Thio. clear vial	AG3S	250mL H2SO4 amber glass
VG9U	40mL unpreserved **clear** vial	AG3U	250mL unpres amber glass
VGFX	40mL w/hexane wipe vial	BG1H	1L HCl clear glass
VSG	Headspace septa vial & HCl	BG1S	1L H2SO4 clear glass
WGKU	8oz unpreserved clear jar	BG1T	1L Na Thiosulfate clear glass
WGFU	4oz clear soil jar	BG1U	1L unpreserved glass
JGFU	4oz unpreserved amber wide	BG3H	250mL HCl Clear Glass
CG3H	250mL clear glass HCl	BG3U	250mL Unpres Clear Glass

Plastic / Misc.

BP1A	1L NaOH, Asc Acid plastic
BP1N	1L HNO3 plastic
BP1S	1L H2SO4 plastic
BP1U	1L unpreserved plastic
BP1Z	1L NaOH, Zn, Ac
BP2A	500mL NaOH, Asc Acid plastic
BP2N	500mL HNO3 plastic
BP2O	500mL NaOH plastic
BP2S	500mL H2SO4 plastic
BP2U	500mL unpreserved plastic
BP2Z	500mL NaOH, Zn Ac
BP3B	250mL NaOH plastic
BP3N	250mL HNO3 plastic
BP3F	250mL HNO3 plastic (field filtered)
BP3U	250mL unpreserved plastic
BP3S	250mL H2SO4 plastic
BP3Z	250mL NaOH, Zn Ac plastic

AF	Air Filter
C	Air Cassettes
R	Terra core kit
SP5T	120mL Coliform Na Thiosulfate
U	Summa Can
ZPLC	Ziploc Bag

WT	Water
SL	Solid
NAL	Non-aqueous liquid
WP	Wipe

F-IN-Q-270-rev.11,26Sep2019

COC PAGE 3 of 4

Sample Container Count

Sample Line Item	WGFU	SBS DL BK Kit R	DG9H VG9H	VOA VIALS (>6mm)	VG9U	DG9U	DG9T	AG0U	AG1H	AG1U	AG3S	BP1U	BP1N	BP2U	BP3U	BP3N	BP3F	BP3S	BP3B	BP3Z	CG3H					Matrix	pH <2	pH >9	pH>12
1		4																								SL			
2		↓																								↓			
3		↓																								↓			
4		↓																								↓			
5		12																								↓			
6		4																								↓			
7		↓																								↓			
8		↓																								↓			
9		↓																								↓			
10		↓																								↓			
11		↓																								↓			
12			3																							WT			

Container Codes

Glass

DG9B	40mL Na Bisulfate amber vial	AG0U	100mL unpres amber glass
DG9H	40mL HCl amber voa vial	AG1H	1L HCl amber glass
DG9M	40mL MeOH clear vial	AG1S	1L H2SO4 amber glass
DG9P	40mL TSP amber vial	AG1T	1L Na Thiosulfate amber glass
DG9S	40mL H2SO4 amber vial	AG1U	1liter unpres amber glass
DG9T	40mL Na Thio amber vial	AG2N	500mL HNO3 amber glass
DG9U	40mL unpreserved **amber** vial	AG2S	500mL H2SO4 amber glass
VG9H	40mL HCl clear vial	AG2U	500mL unpres amber glass
VG9T	40mL Na Thio. clear vial	AG3S	250mL H2SO4 amber glass
VG9U	40mL unpreserved **clear** vial	AG3U	250mL unpres amber glass
VGFX	40mL w/hexane wipe vial	BG1H	1L HCl clear glass
VSG	Headspace septa vial & HCl	BG1S	1L H2SO4 clear glass
WGKU	8oz unpreserved clear jar	BG1T	1L Na Thiosulfate clear glass
WGFU	4oz clear soil jar	BG1U	1L unpreserved glass
JGFU	4oz unpreserved amber wide	BG3H	250mL HCl Clear Glass
CG3H	250mL clear glass HCl	BG3U	250mL Unpres Clear Glass

Plastic / Misc.

BP1A	1L NaOH, Asc Acid plastic
BP1N	1L HNO3 plastic
BP1S	1L H2SO4 plastic
BP1U	1L unpreserved plastic
BP1Z	1L NaOH, Zn, Ac
BP2A	500mL NaOH, Asc Acid plastic
BP2N	500mL HNO3 plastic
BP2O	500mL NaOH plastic
BP2S	500mL H2SO4 plastic
BP2U	500mL unpreserved plastic
BP2Z	500mL NaOH, Zn Ac
BP3B	250mL NaOH plastic
BP3N	250mL HNO3 plastic
BP3F	250mL HNO3 plastic (field filtered)

BP3U	250mL unpreserved plastic
BP3S	250mL H2SO4 plastic
BP3Z	250mL NaOH, Zn Ac plastic

AF	Air Filter
C	Air Cassettes
R	Terra core kit
SP5T	120mL Coliform Na Thiosulfate
U	Summa Can
ZPLC	Ziploc Bag

WT	Water
SL	Solid
NAL	Non-aqueous liquid
WP	Wipe

COC PAGE 4 of 4

Sample Container Count

Sample Line Item	WGFU	SBS DI BK Kit R	DG9H VG9H	VOA VIALS (>6mm)	VG9U	DG9U	DG9T	AG0U	AG1H	AG1U	AG3S	BP1U	BP1N	BP2U	BP3U	BP3N	BP3F	BP3S	BP3B	BP3Z	CG3H					Matrix	pH <2	pH >9	pH>12
1			3																							WT			
2																													
3																													
4																													
5																													
6																													
7																													
8																													
9																													
10																													
11																													
12																													

Container Codes

Glass

DG9B	40mL Na Bisulfate amber vial	AG0U	100mL unpres amber glass
DG9H	40mL HCl amber voa vial	AG1H	1L HCl amber glass
DG9M	40mL MeOH clear vial	AG1S	1L H2SO4 amber glass
DG9P	40mL TSP amber vial	AG1T	1L Na Thiosulfate amber glass
DG9S	40mL H2SO4 amber vial	AG1U	1liter unpres amber glass
DG9T	40mL Na Thio amber vial	AG2N	500mL HNO3 amber glass
DG9U	40mL unpreserved **amber** vial	AG2S	500mL H2SO4 amber glass
VG9H	40mL HCl clear vial	AG2U	500mL unpres amber glass
VG9T	40mL Na Thio. clear vial	AG3S	250mL H2SO4 amber glass
VG9U	40mL unpreserved **clear** vial	AG3U	250mL unpres amber glass
VGFX	40mL w/hexane wipe vial	BG1H	1L HCl clear glass
VSG	Headspace septa vial & HCl	BG1S	1L H2SO4 clear glass
WGKU	8oz unpreserved clear jar	BG1T	1L Na Thiosulfate clear glass
WGFU	4oz clear soil jar	BG1U	1L unpreserved glass
JGFU	4oz unpreserved amber wide	BG3H	250mL HCl Clear Glass
CG3H	250mL clear glass HCl	BG3U	250mL Unpres Clear Glass

Plastic / Misc.

BP1A	1L NaOH, Asc Acid plastic
BP1N	1L HNO3 plastic
BP1S	1L H2SO4 plastic
BP1U	1L unpreserved plastic
BP1Z	1L NaOH, Zn, Ac
BP2A	500mL NaOH, Asc Acid plastic
BP2N	500mL HNO3 plastic
BP2O	500mL NaOH plastic
BP2S	500mL H2SO4 plastic
BP2U	500mL unpreserved plastic
BP2Z	500mL NaOH, Zn Ac
BP3B	250mL NaOH plastic
BP3N	250mL HNO3 plastic
BP3F	250mL HNO3 plastic (field filtered)
BP3U	250mL unpreserved plastic
BP3S	250mL H2SO4 plastic
BP3Z	250mL NaOH, Zn Ac plastic

AF	Air Filter
C	Air Cassettes
R	Terra core kit
SP5T	120mL Coliform Na Thiosulfate
U	Summa Can
ZPLC	Ziploc Bag

WT	Water
SL	Solid
NAL	Non-aqueous liquid
WP	Wipe

F-IN-Q-270-rev.11,26Sep2019

Pace Analytical Services, LLC
7726 Moller Road
Indianapolis, IN 46268
(317)228-3100

June 12, 2020

Mr. Chris Newell
IWM Consulting
7428 Rockville Road
Indianapolis, IN 46214

RE: Project: Amphenol
Pace Project No.: 50259772

Dear Mr. Newell:

Enclosed are the analytical results for sample(s) received by the laboratory on May 29, 2020. The results relate only to the samples included in this report. Results reported herein conform to the applicable TNI/NELAC Standards and the laboratory's Quality Manual, where applicable, unless otherwise noted in the body of the report.

The test results provided in this final report were generated by each of the following laboratories within the Pace Network:

- Pace Analytical Services - Indianapolis

If you have any questions concerning this report, please feel free to contact me.

Sincerely,

Susan Brotherton

Sue Brotherton
sue.brotherton@pacelabs.com
(317)228-3100
Project Manager

Enclosures

cc: Mr. Brad Gentry, IWM Consulting
Mr. Chris Parks, IWM Consulting Group

REPORT OF LABORATORY ANALYSIS

This report shall not be reproduced, except in full,
without the written consent of Pace Analytical Services, LLC.

Pace Analytical Services, LLC
7726 Moller Road
Indianapolis, IN 46268
(317)228-3100

CERTIFICATIONS

Project:	Amphenol
Pace Project No.:	50259772

Pace Analytical Services Indianapolis

7726 Moller Road, Indianapolis, IN 46268
Illinois Accreditation #: 200074
Indiana Drinking Water Laboratory #: C-49-06
Kansas/TNI Certification #: E-10177
Kentucky UST Agency Interest #: 80226
Kentucky WW Laboratory ID #: 98019
Michigan Drinking Water Laboratory #9050
Ohio VAP Certified Laboratory #: CL0065
Oklahoma Laboratory #: 9204
Texas Certification #: T104704355
West Virginia Certification #: 330
Wisconsin Laboratory #: 999788130
USDA Soil Permit #: P330-19-00257

This report shall not be reproduced, except in full,
without the written consent of Pace Analytical Services, LLC.

Pace Analytical Services, LLC
7726 Moller Road
Indianapolis, IN 46268
(317)228-3100

SAMPLE SUMMARY

Project: Amphenol
Pace Project No.: 50259772

Lab ID	Sample ID	Matrix	Date Collected	Date Received
50258418033	**GP-26 SL (13.75-14.25)**	Solid	05/28/20 15:06	05/29/20 09:17
50258418034	**GP-26 SL (20.50-21.00)**	Solid	05/28/20 15:11	05/29/20 09:17
50258418035	**GP-26 SL (21.75-22.25)**	Solid	05/28/20 15:16	05/29/20 09:17
50258418036	**GP-26 SL (22.55-23.05)**	Solid	05/28/20 15:21	05/29/20 09:17

This report shall not be reproduced, except in full,
without the written consent of Pace Analytical Services, LLC.

Pace Analytical Services, LLC
7726 Moller Road
Indianapolis, IN 46268
(317)228-3100

SAMPLE ANALYTE COUNT

Project: Amphenol
Pace Project No.: 50259772

Lab ID	Sample ID	Method	Analysts	Analytes Reported	Laboratory
50258418033	**GP-26 SL (13.75-14.25)**	EPA 8260	LKC	12	PASI-I
		SM 2540G	RM1	1	PASI-I
50258418034	**GP-26 SL (20.50-21.00)**	EPA 8260	LKC	12	PASI-I
		SM 2540G	RM1	1	PASI-I
50258418035	**GP-26 SL (21.75-22.25)**	EPA 8260	LKC	12	PASI-I
		SM 2540G	RM1	1	PASI-I
50258418036	**GP-26 SL (22.55-23.05)**	EPA 8260	LKC	12	PASI-I
		SM 2540G	RM1	1	PASI-I

PASI-I = Pace Analytical Services - Indianapolis

This report shall not be reproduced, except in full,
without the written consent of Pace Analytical Services, LLC.

Pace Analytical Services, LLC
7726 Moller Road
Indianapolis, IN 46268
(317)228-3100

SUMMARY OF DETECTION

Project: Amphenol
Pace Project No.: 50259772

Lab Sample ID Method	Client Sample ID Parameters	Result	Units	Report Limit	Analyzed	Qualifiers
50258418033	**GP-26 SL (13.75-14.25)**					
EPA 8260	Tetrachloroethene	0.11	mg/kg	0.0047	06/03/20 04:59	
SM 2540G	Percent Moisture	6.7	%	0.10	06/03/20 13:55	
50258418034	**GP-26 SL (20.50-21.00)**					
EPA 8260	1,1,1-Trichloroethane	0.016	mg/kg	0.0052	06/03/20 05:32	
EPA 8260	Trichloroethene	8.9	mg/kg	0.26	06/04/20 06:34	
SM 2540G	Percent Moisture	16.5	%	0.10	06/03/20 13:56	
50258418035	**GP-26 SL (21.75-22.25)**					
EPA 8260	cis-1,2-Dichloroethene	0.012	mg/kg	0.0056	06/03/20 06:06	
EPA 8260	trans-1,2-Dichloroethene	0.017	mg/kg	0.0056	06/03/20 06:06	
EPA 8260	Trichloroethene	12.7	mg/kg	0.22	06/04/20 07:07	
SM 2540G	Percent Moisture	9.4	%	0.10	06/03/20 13:56	
50258418036	**GP-26 SL (22.55-23.05)**					
EPA 8260	1,1-Dichloroethane	0.0082	mg/kg	0.0062	06/03/20 06:39	
EPA 8260	cis-1,2-Dichloroethene	0.081	mg/kg	0.0062	06/03/20 06:39	
EPA 8260	trans-1,2-Dichloroethene	0.17	mg/kg	0.0062	06/03/20 06:39	
EPA 8260	Trichloroethene	3.6	mg/kg	0.22	06/04/20 08:14	
SM 2540G	Percent Moisture	7.7	%	0.10	06/03/20 13:56	

This report shall not be reproduced, except in full,
without the written consent of Pace Analytical Services, LLC.

Pace Analytical Services, LLC
7726 Moller Road
Indianapolis, IN 46268
(317)228-3100

ANALYTICAL RESULTS

Project: Amphenol
Pace Project No.: 50259772

Sample: GP-26 SL (13.75-14.25) **Lab ID: 50258418033** Collected: 05/28/20 15:06 Received: 05/29/20 09:17 Matrix: Solid

Results reported on a "dry weight" basis and are adjusted for percent moisture, sample size and any dilutions.

Parameters	Results	Units	Report Limit	MDL	DF	Prepared	Analyzed	CAS No.	Qual
8260 MSV 5035A VOA	Analytical Method: EPA 8260								
	Pace Analytical Services - Indianapolis								
1,1-Dichloroethane	ND	mg/kg	0.0047	0.00012	1		06/03/20 04:59	75-34-3	
1,2-Dichloroethane	ND	mg/kg	0.0047	0.00019	1		06/03/20 04:59	107-06-2	
cis-1,2-Dichloroethene	ND	mg/kg	0.0047	0.00025	1		06/03/20 04:59	156-59-2	
trans-1,2-Dichloroethene	ND	mg/kg	0.0047	0.00026	1		06/03/20 04:59	156-60-5	
Methylene Chloride	ND	mg/kg	0.019	0.019	1		06/03/20 04:59	75-09-2	
Tetrachloroethene	**0.11**	mg/kg	0.0047	0.00022	1		06/03/20 04:59	127-18-4	
1,1,1-Trichloroethane	ND	mg/kg	0.0047	0.00022	1		06/03/20 04:59	71-55-6	
Trichloroethene	ND	mg/kg	0.0047	0.00036	1		06/03/20 04:59	79-01-6	
Vinyl chloride	ND	mg/kg	0.0047	0.00019	1		06/03/20 04:59	75-01-4	
Surrogates									
Dibromofluoromethane (S)	92	%.	73-133		1		06/03/20 04:59	1868-53-7	
Toluene-d8 (S)	98	%.	73-130		1		06/03/20 04:59	2037-26-5	
4-Bromofluorobenzene (S)	106	%.	55-129		1		06/03/20 04:59	460-00-4	
Percent Moisture	Analytical Method: SM 2540G								
	Pace Analytical Services - Indianapolis								
Percent Moisture	**6.7**	%	0.10	0.10	1		06/03/20 13:55		

This report shall not be reproduced, except in full,
without the written consent of Pace Analytical Services, LLC.

Pace Analytical Services, LLC
7726 Moller Road
Indianapolis, IN 46268
(317)228-3100

ANALYTICAL RESULTS

Project: Amphenol
Pace Project No.: 50259772

Sample: GP-26 SL (20.50-21.00) **Lab ID: 50258418034** Collected: 05/28/20 15:11 Received: 05/29/20 09:17 Matrix: Solid

Results reported on a "dry weight" basis and are adjusted for percent moisture, sample size and any dilutions.

Parameters	Results	Units	Report Limit	MDL	DF	Prepared	Analyzed	CAS No.	Qual
8260 MSV 5035A VOA	Analytical Method: EPA 8260								
	Pace Analytical Services - Indianapolis								
1,1-Dichloroethane	ND	mg/kg	0.0052	0.00013	1		06/03/20 05:32	75-34-3	
1,2-Dichloroethane	ND	mg/kg	0.0052	0.00021	1		06/03/20 05:32	107-06-2	
cis-1,2-Dichloroethene	ND	mg/kg	0.0052	0.00028	1		06/03/20 05:32	156-59-2	
trans-1,2-Dichloroethene	ND	mg/kg	0.0052	0.00029	1		06/03/20 05:32	156-60-5	
Methylene Chloride	ND	mg/kg	0.021	0.021	1		06/03/20 05:32	75-09-2	
Tetrachloroethene	ND	mg/kg	0.0052	0.00024	1		06/03/20 05:32	127-18-4	
1,1,1-Trichloroethane	**0.016**	mg/kg	0.0052	0.00024	1		06/03/20 05:32	71-55-6	
Trichloroethene	**8.9**	mg/kg	0.26	0.18	50		06/04/20 06:34	79-01-6	
Vinyl chloride	ND	mg/kg	0.0052	0.00021	1		06/03/20 05:32	75-01-4	
Surrogates									
Dibromofluoromethane (S)	92	%.	73-133		1		06/03/20 05:32	1868-53-7	
Toluene-d8 (S)	97	%.	73-130		1		06/03/20 05:32	2037-26-5	
4-Bromofluorobenzene (S)	106	%.	55-129		1		06/03/20 05:32	460-00-4	
Percent Moisture	Analytical Method: SM 2540G								
	Pace Analytical Services - Indianapolis								
Percent Moisture	**16.5**	%	0.10	0.10	1		06/03/20 13:56		

This report shall not be reproduced, except in full,
without the written consent of Pace Analytical Services, LLC.

Pace Analytical Services, LLC
7726 Moller Road
Indianapolis, IN 46268
(317)228-3100

ANALYTICAL RESULTS

Project: Amphenol
Pace Project No.: 50259772

Sample: GP-26 SL (21.75-22.25) **Lab ID: 50258418035** Collected: 05/28/20 15:16 Received: 05/29/20 09:17 Matrix: Solid

Results reported on a "dry weight" basis and are adjusted for percent moisture, sample size and any dilutions.

Parameters	Results	Units	Report Limit	MDL	DF	Prepared	Analyzed	CAS No.	Qual
8260 MSV 5035A VOA	Analytical Method: EPA 8260								
	Pace Analytical Services - Indianapolis								
1,1-Dichloroethane	ND	mg/kg	0.0056	0.00015	1		06/03/20 06:06	75-34-3	
1,2-Dichloroethane	ND	mg/kg	0.0056	0.00022	1		06/03/20 06:06	107-06-2	
cis-1,2-Dichloroethene	**0.012**	mg/kg	0.0056	0.00030	1		06/03/20 06:06	156-59-2	
trans-1,2-Dichloroethene	**0.017**	mg/kg	0.0056	0.00031	1		06/03/20 06:06	156-60-5	
Methylene Chloride	ND	mg/kg	0.022	0.022	1		06/03/20 06:06	75-09-2	
Tetrachloroethene	ND	mg/kg	0.0056	0.00026	1		06/03/20 06:06	127-18-4	
1,1,1-Trichloroethane	ND	mg/kg	0.0056	0.00026	1		06/03/20 06:06	71-55-6	
Trichloroethene	**12.7**	mg/kg	0.22	0.15	50		06/04/20 07:07	79-01-6	
Vinyl chloride	ND	mg/kg	0.0056	0.00022	1		06/03/20 06:06	75-01-4	
Surrogates									
Dibromofluoromethane (S)	94	%.	73-133		1		06/03/20 06:06	1868-53-7	
Toluene-d8 (S)	105	%.	73-130		1		06/03/20 06:06	2037-26-5	
4-Bromofluorobenzene (S)	97	%.	55-129		1		06/03/20 06:06	460-00-4	
Percent Moisture	Analytical Method: SM 2540G								
	Pace Analytical Services - Indianapolis								
Percent Moisture	**9.4**	%	0.10	0.10	1		06/03/20 13:56		

This report shall not be reproduced, except in full,
without the written consent of Pace Analytical Services, LLC.

Pace Analytical Services, LLC
7726 Moller Road
Indianapolis, IN 46268
(317)228-3100

ANALYTICAL RESULTS

Project: Amphenol
Pace Project No.: 50259772

Sample: GP-26 SL (22.55-23.05) **Lab ID: 50258418036** Collected: 05/28/20 15:21 Received: 05/29/20 09:17 Matrix: Solid

Results reported on a "dry weight" basis and are adjusted for percent moisture, sample size and any dilutions.

Parameters	Results	Units	Report Limit	MDL	DF	Prepared	Analyzed	CAS No.	Qual
8260 MSV 5035A VOA	Analytical Method: EPA 8260								
	Pace Analytical Services - Indianapolis								
1,1-Dichloroethane	**0.0082**	mg/kg	0.0062	0.00016	1		06/03/20 06:39	75-34-3	
1,2-Dichloroethane	ND	mg/kg	0.0062	0.00025	1		06/03/20 06:39	107-06-2	
cis-1,2-Dichloroethene	**0.081**	mg/kg	0.0062	0.00033	1		06/03/20 06:39	156-59-2	
trans-1,2-Dichloroethene	**0.17**	mg/kg	0.0062	0.00035	1		06/03/20 06:39	156-60-5	
Methylene Chloride	ND	mg/kg	0.025	0.025	1		06/03/20 06:39	75-09-2	
Tetrachloroethene	ND	mg/kg	0.0062	0.00028	1		06/03/20 06:39	127-18-4	
1,1,1-Trichloroethane	ND	mg/kg	0.0062	0.00028	1		06/03/20 06:39	71-55-6	
Trichloroethene	**3.6**	mg/kg	0.22	0.15	50		06/04/20 08:14	79-01-6	
Vinyl chloride	ND	mg/kg	0.0062	0.00025	1		06/03/20 06:39	75-01-4	
Surrogates									
Dibromofluoromethane (S)	94	%.	73-133		1		06/03/20 06:39	1868-53-7	
Toluene-d8 (S)	113	%.	73-130		1		06/03/20 06:39	2037-26-5	
4-Bromofluorobenzene (S)	83	%.	55-129		1		06/03/20 06:39	460-00-4	
Percent Moisture	Analytical Method: SM 2540G								
	Pace Analytical Services - Indianapolis								
Percent Moisture	**7.7**	%	0.10	0.10	1		06/03/20 13:56		

This report shall not be reproduced, except in full,
without the written consent of Pace Analytical Services, LLC.

Pace Analytical Services, LLC
7726 Moller Road
Indianapolis, IN 46268
(317)228-3100

QUALITY CONTROL DATA

Project: Amphenol
Pace Project No.: 50259772

QC Batch: 565048
QC Batch Method: EPA 8260
Analysis Method: EPA 8260
Analysis Description: 8260 MSV 5035A Volatile Organics
Laboratory: Pace Analytical Services - Indianapolis
Associated Lab Samples: 50258418033, 50258418034, 50258418035, 50258418036

METHOD BLANK: 2606356 Matrix: Solid
Associated Lab Samples: 50258418033, 50258418034, 50258418035, 50258418036

Parameter	Units	Blank Result	Reporting Limit	MDL	Analyzed	Qualifiers
1,1,1-Trichloroethane	mg/kg	ND	0.0050	0.00023	06/03/20 01:05	
1,1-Dichloroethane	mg/kg	ND	0.0050	0.00013	06/03/20 01:05	
1,2-Dichloroethane	mg/kg	ND	0.0050	0.00020	06/03/20 01:05	
cis-1,2-Dichloroethene	mg/kg	ND	0.0050	0.00027	06/03/20 01:05	
Methylene Chloride	mg/kg	ND	0.020	0.020	06/03/20 01:05	
Tetrachloroethene	mg/kg	ND	0.0050	0.00023	06/03/20 01:05	
trans-1,2-Dichloroethene	mg/kg	ND	0.0050	0.00028	06/03/20 01:05	
Trichloroethene	mg/kg	ND	0.0050	0.00038	06/03/20 01:05	
Vinyl chloride	mg/kg	ND	0.0050	0.00020	06/03/20 01:05	
4-Bromofluorobenzene (S)	%.	110	55-129		06/03/20 01:05	
Dibromofluoromethane (S)	%.	93	73-133		06/03/20 01:05	
Toluene-d8 (S)	%.	95	73-130		06/03/20 01:05	

LABORATORY CONTROL SAMPLE: 2606357

Parameter	Units	Spike Conc.	LCS Result	LCS % Rec	% Rec Limits	Qualifiers
1,1,1-Trichloroethane	mg/kg	0.05	0.049	98	72-132	
1,1-Dichloroethane	mg/kg	0.05	0.053	106	73-122	
1,2-Dichloroethane	mg/kg	0.05	0.048	95	67-129	
cis-1,2-Dichloroethene	mg/kg	0.05	0.047	94	73-117	
Methylene Chloride	mg/kg	0.05	0.056	111	62-137	
Tetrachloroethene	mg/kg	0.05	0.040	81	59-119	
trans-1,2-Dichloroethene	mg/kg	0.05	0.048	96	71-125	
Trichloroethene	mg/kg	0.05	0.048	96	68-118	
Vinyl chloride	mg/kg	0.05	0.049	98	49-125	
4-Bromofluorobenzene (S)	%.			109	55-129	
Dibromofluoromethane (S)	%.			92	73-133	
Toluene-d8 (S)	%.			97	73-130	

MATRIX SPIKE & MATRIX SPIKE DUPLICATE: 2606358 2606359

Parameter	Units	50258418041 Result	MS Spike Conc.	MSD Spike Conc.	MS Result	MSD Result	MS % Rec	MSD % Rec	% Rec Limits	RPD	Max RPD	Qual
1,1,1-Trichloroethane	mg/kg	ND	0.056	0.052	0.055	0.053	94	94	48-141	5	20	
1,1-Dichloroethane	mg/kg	ND	0.056	0.052	0.056	0.053	102	101	22-160	6	20	
1,2-Dichloroethane	mg/kg	ND	0.056	0.052	0.049	0.047	89	89	35-142	5	20	
cis-1,2-Dichloroethene	mg/kg	ND	0.056	0.052	0.049	0.047	88	88	30-143	5	20	

Results presented on this page are in the units indicated by the "Units" column except where an alternate unit is presented to the right of the result.

REPORT OF LABORATORY ANALYSIS

This report shall not be reproduced, except in full,
without the written consent of Pace Analytical Services, LLC.

Pace Analytical Services, LLC
7726 Moller Road
Indianapolis, IN 46268
(317)228-3100

QUALITY CONTROL DATA

Project: Amphenol
Pace Project No.: 50259772

MATRIX SPIKE & MATRIX SPIKE DUPLICATE: 2606358 2606359

Parameter	Units	50258418041 Result	MS Spike Conc.	MSD Spike Conc.	MS Result	MSD Result	MS % Rec	MSD % Rec	% Rec Limits	RPD	Max RPD	Qual
Methylene Chloride	mg/kg	ND	0.056	0.052	0.055	0.053	100	100	24-158	5	20	
Tetrachloroethene	mg/kg	0.081	0.056	0.052	0.11	0.12	59	80	10-173	8	20	
trans-1,2-Dichloroethene	mg/kg	ND	0.056	0.052	0.048	0.046	87	87	28-156	5	20	
Trichloroethene	mg/kg	ND	0.056	0.052	0.051	0.051	84	88	12-153	1	20	
Vinyl chloride	mg/kg	ND	0.056	0.052	0.053	0.051	96	97	21-155	5	20	
4-Bromofluorobenzene (S)	%.						109	107	55-129			
Dibromofluoromethane (S)	%.						93	91	73-133			
Toluene-d8 (S)	%.						97	98	73-130			

Results presented on this page are in the units indicated by the "Units" column except where an alternate unit is presented to the right of the result.

This report shall not be reproduced, except in full,
without the written consent of Pace Analytical Services, LLC.

Pace Analytical Services, LLC
7726 Moller Road
Indianapolis, IN 46268
(317)228-3100

QUALITY CONTROL DATA

Project: Amphenol
Pace Project No.: 50259772

QC Batch: 565197
QC Batch Method: SM 2540G
Analysis Method: SM 2540G
Analysis Description: Dry Weight/Percent Moisture
Laboratory: Pace Analytical Services - Indianapolis
Associated Lab Samples: 50258418033, 50258418034, 50258418035, 50258418036

SAMPLE DUPLICATE: 2607034

Parameter	Units	50258418017 Result	Dup Result	RPD	Max RPD	Qualifiers
Percent Moisture	%	11.6	9.7	17	5	R1

Results presented on this page are in the units indicated by the "Units" column except where an alternate unit is presented to the right of the result.

REPORT OF LABORATORY ANALYSIS

This report shall not be reproduced, except in full,
without the written consent of Pace Analytical Services, LLC.

Pace Analytical Services, LLC
7726 Moller Road
Indianapolis, IN 46268
(317)228-3100

QUALIFIERS

Project: Amphenol
Pace Project No.: 50259772

DEFINITIONS

DF - Dilution Factor, if reported, represents the factor applied to the reported data due to dilution of the sample aliquot.

ND - Not Detected at or above adjusted reporting limit.

TNTC - Too Numerous To Count

J - Estimated concentration above the adjusted method detection limit and below the adjusted reporting limit.

MDL - Adjusted Method Detection Limit.

PQL - Practical Quantitation Limit.

RL - Reporting Limit - The lowest concentration value that meets project requirements for quantitative data with known precision and bias for a specific analyte in a specific matrix.

S - Surrogate

1,2-Diphenylhydrazine decomposes to and cannot be separated from Azobenzene using Method 8270. The result for each analyte is a combined concentration.

Consistent with EPA guidelines, unrounded data are displayed and have been used to calculate % recovery and RPD values.

LCS(D) - Laboratory Control Sample (Duplicate)

MS(D) - Matrix Spike (Duplicate)

DUP - Sample Duplicate

RPD - Relative Percent Difference

NC - Not Calculable.

SG - Silica Gel - Clean-Up

U - Indicates the compound was analyzed for, but not detected.

N-Nitrosodiphenylamine decomposes and cannot be separated from Diphenylamine using Method 8270. The result reported for each analyte is a combined concentration.

Pace Analytical is TNI accredited. Contact your Pace PM for the current list of accredited analytes.

TNI - The NELAC Institute.

ANALYTE QUALIFIERS

R1 RPD value was outside control limits.

This report shall not be reproduced, except in full,
without the written consent of Pace Analytical Services, LLC.

Pace Analytical Services, LLC
7726 Moller Road
Indianapolis, IN 46268
(317)228-3100

QUALITY CONTROL DATA CROSS REFERENCE TABLE

Project: Amphenol
Pace Project No.: 50259772

Lab ID	Sample ID	QC Batch Method	QC Batch	Analytical Method	Analytical Batch
50258418033	**GP-26 SL (13.75-14.25)**	EPA 8260	565048		
50258418034	**GP-26 SL (20.50-21.00)**	EPA 8260	565048		
50258418035	**GP-26 SL (21.75-22.25)**	EPA 8260	565048		
50258418036	**GP-26 SL (22.55-23.05)**	EPA 8260	565048		
50258418033	**GP-26 SL (13.75-14.25)**	SM 2540G	565197		
50258418034	**GP-26 SL (20.50-21.00)**	SM 2540G	565197		
50258418035	**GP-26 SL (21.75-22.25)**	SM 2540G	565197		
50258418036	**GP-26 SL (22.55-23.05)**	SM 2540G	565197		

This report shall not be reproduced, except in full,
without the written consent of Pace Analytical Services, LLC.

Pace Analytical®

CHAIN-OF-CUSTODY Analytical Request Document

Chain-of-Custody is a LEGAL DOCUMENT - Complete all relevent fields

LAB USE ONLY- Affix Work

WO# : 50258418

50258418

ALL SHAD

Container Preservative Ty

Company: IWM Consulting	Billing Information: SAME
Address: 7428 Rockville Rd	
Report To: Brad Gentry	Email To: bgentry@iwmconsult.com
Copy To: Chris Newell	Site Collection Info/Address: 980 Hurricane Rd
Customer Project Name/Number: Amphenol	State: IN / County/City: Franklin / Time Zone Collected: [ ] PT [ ] MT [ ] CT [X] ET
Phone: 317-347-1111 Email:	Site/Facility ID #: / Compliance Monitoring? [ ] Yes [ ] No
Collected By (print): Garrett Page	Purchase Order #: / Quote #: Level IV QA/QC / DW PWS ID #: / DW Location Code:
Collected By (signature): Garrett Page	Turnaround Date Required: Standard / Immediately Packed on Ice: [X] Yes [ ] No
Sample Disposal: [X] Dispose as appropriate [ ] Return [ ] Archive: ____ [ ] Hold: ____	Rush: [ ] Same Day [ ] Next Day [ ] 2 Day [ ] 3 Day [ ] 4 Day [ ] 5 Day (Expedite Charges Apply) / Field Filtered (if applicable): [ ] Yes [ ] No / Analysis: ____

** Preservative Types: (1) nitric acid, (2) sulfuric acid, (3) hydrochloric acid, (4) sodium hydroxide, (5) zinc acetate, (6) methanol, (7) sodium bisulfate, (8) sodium thiosulfate, (9) hexane, (A) ascorbic acid, (B) ammonium sulfate, (C) ammonium hydroxide, (D) TSP, (U) Unpreserved, (O) Other ____

* Matrix Codes (Insert in Matrix box below): Drinking Water (DW), Ground Water (GW), Wastewater (WW), Product (P), Soil/Solid (SL), Oil (OL), Wipe (WP), Air (AR), Tissue (TS), Bioassay (B), Vapor (V), Other (OT)

Analyses

Lab Profile/Line:

Lab Sample Receipt Checklist:

Custody Seals Present/Intact Y N NA
Custody Signatures Present Y N NA
Collector Signature Present Y N NA
Bottles Intact Y N NA
Correct Bottles Y N NA
Sufficient Volume Y N NA
Samples Received on Ice Y N NA
VOA - Headspace Acceptable Y N NA
USDA Regulated Soils Y N NA
Samples in Holding Time Y N NA
Residual Chlorine Present Y N NA
Cl Strips: ____
Sample pH Acceptable Y N NA
pH Strips: ____
Sulfide Present Y N NA
Lead Acetate Strips: ____

LAB USE ONLY:
Lab Sample # / Comments:
SEE SCUR.

Customer Sample ID	Matrix *	Comp / Grab	Collected (or Composite Start) Date	Collected (or Composite Start) Time	Composite End Date	Composite End Time	Res Cl	# of Ctns	VOCs by 8260 (Shortlist)	% Moisture	Lab Sample # / Comments
GP-18 SL (15.00-15.50)	SL	G			5/28	9:28		4	X	X	001
GP-18 SL (21.50-22.00)						9:35		4	X	X	002
GP-18 SL (22.00-22.50)						9:43		4	X	X	003
GP-18 SL (22.60-23.10) MS/MSD						9:49		12	X	X	004
GP-19 SL (17.50-18.00)						10:15		4	X	X	005
GP-19 SL (19.75-20.25)						10:30		4	X	X	006
GP-19 SL (21.35-21.85)						10:33		4	X	X	007
GP-19 SL (21.85-22.35)						10:35		4	X	X	008
GP-20 SL (17.50-18.00)						10:59		4	X	X	009
GP-20 SL (20.00-20.50)						11:01		4	X	X	010

Customer Remarks / Special Conditions / Possible Hazards: Shortlist Includes: PCE, TCE, 1,1-DCA, 1,2-DCA, 1,1,1-TCA, cis/trans-1,2-PCE, Vinyl Chloride, Methylene Chloride

Type of Ice Used: Wet Blue Dry None

Packing Material Used:

Radchem sample(s) screened (<500 cpm): Y N NA

SHORT HOLDS PRESENT (<72 hours): Y N N/A

Lab Tracking #: 2396537

Samples received via: FEDEX UPS Client Courier Pace Courier

Lab Sample Temperature Info:
Temp Blank Received: Y N NA
Therm ID#: A
Cooler 1 Temp Upon Receipt: 4.3 oC
Cooler 1 Therm Corr. Factor: +0.1 oC
Cooler 1 Corrected Temp: 4.4 oC
Comments:

Relinquished by/Company: (Signature)	Date/Time:	Received by/Company: (Signature)	Date/Time:
Garrett Page / IWM	5/29 9:17	Fed C Barnes	0917 5/29/20 0930
Relinquished by/Company: (Signature)	Date/Time:	Received by/Company: (Signature)	Date/Time:
Relinquished by/Company: (Signature)	Date/Time:	Received by/Company: (Signature)	Date/Time:

MTJL LAB USE ONLY
Table #:
Acctnum:
Template:
Prelogin:
PM:
PB:

Trip Blank Received: Y N NA
HCL MeOH TSP Other

Non Conformance(s): YES / NO

Page: 1 of: 5

Pace Analytical®

CHAIN-OF-CUSTODY Analytical Request Document

Chain-of-Custody is a LEGAL DOCUMENT - Complete all relevent fields

LAB USE ONLY- Affix Workorder/Login Label Here or List Pace Workorder Number or MTJL Log-in Number Here

ALL SHADED AREAS are for LAB USE ONLY

Company: IWM Consulting

Billing Information: SAME

Address: 7428 Rockville Rd

Report To: Brad Gentry

Email To: bgentry@iwmconsult.com

Copy To: Chris Newell

Site Collection Info/Address: 980 Hurricane Rd

Customer Project Name/Number: Amphenol

State: IN County/City: Franklin

Time Zone Collected: [ ] PT [ ] MT [ ] CT [X] ET

Phone: 317-347-1111

Email:

Site/Facility ID #:

Compliance Monitoring? [ ] Yes [ ] No

Collected By (print): Garrett Page

Purchase Order #:

Quote #: Level IV QA/QC

DW PWS ID #:

DW Location Code:

Collected By (signature): Garrett Page

Turnaround Date Required: Standard

Immediately Packed on Ice: [X] Yes [ ] No

Sample Disposal: [X] Dispose as appropriate [ ] Return [ ] Archive: _____ [ ] Hold: _____

Rush: [ ] Same Day [ ] Next Day [ ] 2 Day [ ] 3 Day [ ] 4 Day [ ] 5 Day (Expedite Charges Apply)

Field Filtered (if applicable): [ ] Yes [ ] No

Analysis: _____

Container Preservative Type **

Lab Project Manager:

** Preservative Types: (1) nitric acid, (2) sulfuric acid, (3) hydrochloric acid, (4) sodium hydroxide, (5) zinc acetate, (6) methanol, (7) sodium bisulfate, (8) sodium thiosulfate, (9) hexane, (A) ascorbic acid, (B) ammonium sulfate, (C) ammonium hydroxide, (D) TSP, (U) Unpreserved, (O) Other _____

Analyses

Lab Profile/Line:

Lab Sample Receipt Checklist:

Custody Seals Present/Intact	Y N NA
Custody Signatures Present	Y N NA
Collector Signature Present	Y N NA
Bottles Intact	Y N NA
Correct Bottles	Y N NA
Sufficient Volume	Y N NA
Samples Received on Ice	Y N NA
VOA - Headspace Acceptable	Y N NA
USDA Regulated Soils	Y N NA
Samples in Holding Time	Y N NA
Residual Chlorine Present	Y N NA
Cl Strips: _____	
Sample pH Acceptable	Y N NA
pH Strips: _____	
Sulfide Present	Y N NA
Lead Acetate Strips: _____	

LAB USE ONLY:
Lab Sample # / Comments:

SEE SLUR.

* Matrix Codes (Insert in Matrix box below): Drinking Water (DW), Ground Water (GW), Wastewater (WW), Product (P), Soil/Solid (SL), Oil (OL), Wipe (WP), Air (AR), Tissue (TS), Bioassay (B), Vapor (V), Other (OT)

Customer Sample ID	Matrix *	Comp / Grab	Collected (or Composite Start) Date	Collected (or Composite Start) Time	Composite End Date	Composite End Time	Res Cl	# of Ctns	VOCs by 8260 (Shortlist)	% Moisture	Lab Sample # / Comments
GP-20 SL (21.00-21.50)	SL	G			5/28	11:05		4	X	X	001 011
GP-20 SL (21.50-22.00)						11:10		4	X	X	002 012
GP-21 SL (16.75-17.25)						11:49		4	X	X	003 013
GP-21 SL (19.15-19.65)						11:54		4	X	X	004 014
GP-21 SL (19.75-20.25)						11:59		4	X	X	005 015
GP-21 SL (20.75-21.25)						12:05		4	X	X	006 016
GP-22 SL (12.50-13.00) MS/MSD		5				12:37		12	X	X	007 017
GP-22 SL (15.75-16.25)						12:40		4	X	X	008 018
GP-22 SL (17.50-18.00)						12:46		4	X	X	009 019
GP-22 SL (19.75-20.25)						12:52		4	X	X	010 020

Customer Remarks / Special Conditions / Possible Hazards: Shortlist on page 1

Type of Ice Used: Wet Blue Dry None

Packing Material Used:

Radchem sample(s) screened (<500 cpm): Y N NA

SHORT HOLDS PRESENT (<72 hours): Y N N/A

Lab Tracking #: 2396533

Samples received via: FEDEX UPS Client Courier Pace Courier

Lab Sample Temperature Info:
Temp Blank Received: (Y) N NA
Therm ID#: A
Cooler 1 Temp Upon Receipt: 4.4 oC
Cooler 1 Therm Corr. Factor: +0.1 oC
Cooler 1 Corrected Temp: 4.5 oC
Comments:

Relinquished by/Company: (Signature)	Date/Time:	Received by/Company: (Signature)	Date/Time:
Garrett Page IWM	5/29 9:17	C Barnes	5/29/20 0917
Relinquished by/Company: (Signature)	Date/Time:	Received by/Company: (Signature)	Date/Time:
Relinquished by/Company: (Signature)	Date/Time:	Received by/Company: (Signature)	Date/Time:

MTJL LAB USE ONLY
Table #:
Acctnum:
Template:
Prelogin:
PM:
PB:

Trip Blank Received: (Y) N NA
HCL MeOH TSP Other

Non Conformance(s): YES / NO

Pace Analytical®
www.pacelabs.com

CHAIN-OF-CUSTODY / Analytical Request Document

The Chain-of-Custody is a LEGAL DOCUMENT. All relevant fields must be completed accurately.

1955068

Section A Required Client Information:

Company: IWM Consulting
Address: 7428 Rockville Rd
Email To: bgentry@iwmconsult.com
Phone: 317-347-1111 Fax:
Requested Due Date/TAT: Standard

Section B Required Project Information:

Report To: Brad Gentry
Copy To: Chris Newell
Purchase Order No.: Level IV QA/QC
Project Name: Amphenol
Project Number:

Section C Invoice Information:

Attention:
Company Name:
Address:
Pace Quote Reference:
Pace Project Manager:
Pace Profile #:

REGULATORY AGENCY

☐ NPDES ☐ GROUND WATER ☐ DRINKING WATER
☐ UST ☐ RCRA ☐ OTHER

Site Location STATE: IN

Section D Required Client Information

Matrix Codes MATRIX / CODE: Drinking Water DW, Water WT, Waste Water WW, Product P, Soil/Solid SL, Oil OL, Wipe WP, Air AR, Tissue TS, Other OT

SAMPLE ID (A-Z, 0-9 / ,-) Sample IDs MUST BE UNIQUE

Requested Analysis Filtered (Y/N)

ITEM #	SAMPLE ID	MATRIX CODE (see valid codes to left)	SAMPLE TYPE (G=GRAB C=COMP)	COLLECTED COMPOSITE START DATE	COLLECTED COMPOSITE START TIME	COLLECTED COMPOSITE END/GRAB DATE	COLLECTED COMPOSITE END/GRAB TIME	SAMPLE TEMP AT COLLECTION	# OF CONTAINERS	Preservatives: Unpreserved	H_2SO_4	HNO_3	HCl	NaOH	$Na_2S_2O_3$	Methanol	Other	Analysis Test (Y/N)	VOCs by 8260 (Short List)	% Moisture	Residual Chlorine (Y/N)	Pace Project No./ Lab I.D.
1	GP-23 SL (12.50-13.00)	SL	G			5/28	13:13		4							X			X	X		021
2	GP-23 SL (20.75-21.25)						13:20															022
3	GP-23 SL (21.50-22.00)						13:30															023
4	GP-23 SL (22.40-22.90)						13:37															024
5	GP-24 SL (12.00-12.50)						13:58															025
6	GP-24 SL (17.75-18.25)						14:07															026
7	GP-24 SL (18.65-19.15)						14:12															027
8	GP-24 SL (19.25-19.75)						14:18															028
9	GP-25 SL (12.50-13.00)						14:35															029
10	GP-25 SL (15.75-16.25)						14:38															030
11	GP-25 SL (18.50-19.00)						14:41															031
12	GP-25 SL (19.00-19.50)						14:43															032

ADDITIONAL COMMENTS	RELINQUISHED BY / AFFILIATION	DATE	TIME	ACCEPTED BY / AFFILIATION	DATE	TIME	SAMPLE CONDITIONS		
Shortlist on page 1	Garrett Page / IWM	5/29	9:00	FedEx	5/29/20	0930	4.4	Y	Y	Y
	FedEx	5/29/20	0930	CBarnes	5/29/20	0930				

ORIGINAL

SAMPLER NAME AND SIGNATURE

PRINT Name of SAMPLER: Garrett Page

SIGNATURE of SAMPLER: Garrett Page

DATE Signed (MM/DD/YY): 5/29/20

Temp in °C | Received on Ice (Y/N) | Custody Sealed Cooler (Y/N) | Samples Intact (Y/N)

*Important Note: By signing this form you are accepting Pace's NET 30 day payment terms and agreeing to late charges of 1.5% per month for any invoices not paid within 30 days.

Pace Analytical®
www.pacelabs.com

CHAIN-OF-CUSTODY / Analytical Request Document

The Chain-of-Custody is a LEGAL DOCUMENT. All relevant fields must be completed accurately.

1574350

Section A Required Client Information:

Company: IWM Consulting
Address: 7428 Rockville Rd
Email To: bgentry@iwmconsult.com
Phone: 317-347-1111 Fax:
Requested Due Date/TAT: Standard

Section B Required Project Information:

Report To: Brad Gentry
Copy To: Chris Newell
Purchase Order No.: Level IV QA/QC
Project Name: Amphenol
Project Number:

Section C Invoice Information:

Attention: SAME
Company Name:
Address:
Pace Quote Reference:
Pace Project Manager:
Pace Profile #:

REGULATORY AGENCY

☐ NPDES ☐ GROUND WATER ☐ DRINKING WATER
☐ UST ☐ RCRA ☐ OTHER

Site Location STATE: IN

Section D Required Client Information

Matrix Codes MATRIX / CODE: Drinking Water DW; Water WT; Waste Water WW; Product P; Soil/Solid SL; Oil OL; Wipe WP; Air AR; Tissue TS; Other OT

SAMPLE ID (A-Z, 0-9 / ,-) Sample IDs MUST BE UNIQUE

Requested Analysis Filtered (Y/N): VOCs by 8260 (Shortlist); % Moisture

ITEM #	SAMPLE ID	MATRIX CODE (see valid codes to left)	SAMPLE TYPE (G=GRAB C=COMP)	COLLECTED Composite Start DATE	COLLECTED Composite Start TIME	COLLECTED Composite End/Grab DATE	COLLECTED Composite End/Grab TIME	SAMPLE TEMP AT COLLECTION	# OF CONTAINERS	Preservatives: Unpreserved	H_2SO_4	HNO_3	HCl	NaOH	$Na_2S_2O_3$	Methanol	Other	Analysis Test (Y/N): VOCs by 8260 (Shortlist)	% Moisture	Residual Chlorine (Y/N)	Pace Project No./ Lab I.D.
1	GP-26 SL (13.75-14.25)	SL	G			5/28	15:06		4							X		X	X		033
2	GP-26 SL (20.50-21.00)						15:11														034
3	GP-26 SL (21.75-22.25)						15:16														035
4	GP-26 SL (22.55-23.05)						15:21														036
5	GP-27 SL (17.50-18.00)						15:55														037
6	GP-27 SL (19.75-20.25)						16:01														038
7	GP-27 SL (21.00-21.50)						16:05														039
8	GP-27 SL (21.55-22.05)						16:10														040
9	GP-28 SL (12.50-13.00) MS/MSD	6					16:39		12												041
10	GP-28 SL (13.00-13.50)						16:42		4												042
11	GP-28 SL (21.95-22.45)						16:49														043
12	GP-28 SL (22.50-23.00)						16:52														044

ADDITIONAL COMMENTS	RELINQUISHED BY / AFFILIATION	DATE	TIME	ACCEPTED BY / AFFILIATION	DATE	TIME	SAMPLE CONDITIONS			
Shortlist on page 1	Garrett Page / IWM	5/29/20	9:17	CBarnes	~~0930~~ 0917	5/29/20	4.4	Y	Y	Y

SAMPLER NAME AND SIGNATURE

PRINT Name of SAMPLER: Garrett Page

SIGNATURE of SAMPLER: Garrett Page

DATE Signed (MM/DD/YY): 5/29/20

Temp in °C | Received on Ice (Y/N) | Custody Sealed Cooler (Y/N) | Samples Intact (Y/N)

ORIGINAL

*Important Note: By signing this form you are accepting Pace's NET 30 day payment terms and agreeing to late charges of 1.5% per month for any invoices not paid within 30 days.

Pace Analytical®
www.pacelabs.com

CHAIN-OF-CUSTODY / Analytical Request Document

The Chain-of-Custody is a LEGAL DOCUMENT. All relevant fields must be completed accurately.

Page: 5 of 5

1574351

Section A Required Client Information:

Company: IWM Consulting
Address: 7428 Rockville Rd
Email To: bgentry@iwmconsult.com
Phone: 317-347-1115 Fax:
Requested Due Date/TAT: Standard

Section B Required Project Information:

Report To: Brad Gentry
Copy To: Chris Newell
Purchase Order No.: Level IV QA/QC
Project Name: Amphenol
Project Number:

Section C Invoice Information:

Attention: SAME
Company Name:
Address:
Pace Quote Reference:
Pace Project Manager:
Pace Profile #:

REGULATORY AGENCY

☐ NPDES ☐ GROUND WATER ☐ DRINKING WATER
☐ UST ☐ RCRA ☐ OTHER

Site Location STATE: IN

Section D Required Client Information

Matrix Codes MATRIX / CODE: Drinking Water DW; Water WT; Waste Water WW; Product P; Soil/Solid SL; Oil OL; Wipe WP; Air AR; Tissue TS; Other OT

SAMPLE ID (A-Z, 0-9 / ,-) Sample IDs MUST BE UNIQUE

Requested Analysis Filtered (Y/N): Analysis Test: VOCs by 8260 (Short list); % Moisture

ITEM #	SAMPLE ID	MATRIX CODE (see valid codes to left)	SAMPLE TYPE (G=GRAB C=COMP)	COLLECTED COMPOSITE START DATE	COLLECTED COMPOSITE START TIME	COLLECTED COMPOSITE END/GRAB DATE	COLLECTED COMPOSITE END/GRAB TIME	SAMPLE TEMP AT COLLECTION	# OF CONTAINERS	Preservatives: Unpreserved	H_2SO_4	HNO_3	HCl	NaOH	$Na_2S_2O_3$	Methanol	Other	Analysis Test (Y/N): VOCs by 8260 (Short list)	% Moisture	Residual Chlorine (Y/N)	Pace Project No./ Lab I.D.
1	FD-8 SL	SL	G			5/28	—		4							X		X	X		
2	FD-9 SL						—														
3	FD-10 SL						—														
4	FD-11 SL						—														
5	FD-12 SL						—														
6	TB-3 WT	WT					9:20		3												
7	EB-3 WT	WT	G				11:25		3												
8																					
9																					
10																					
11																					
12																					

ADDITIONAL COMMENTS	RELINQUISHED BY / AFFILIATION	DATE	TIME	ACCEPTED BY / AFFILIATION	DATE	TIME	SAMPLE CONDITIONS			
Shortlist on page 1	Garrett Page / IWM	5/29/20	9:17	CBarnes	5/29/20	09:17 0930	4.4	Y	Y	Y
							Temp in °C	Received on Ice (Y/N)	Custody Sealed Cooler (Y/N)	Samples Intact (Y/N)

SAMPLER NAME AND SIGNATURE

PRINT Name of SAMPLER: Garrett Page
SIGNATURE of SAMPLER: Garrett Page
DATE Signed (MM/DD/YY): 5/29/20

ORIGINAL

*Important Note: By signing this form you are accepting Pace's NET 30 day payment terms and agreeing to late charges of 1.5% per month for any invoices not paid within 30 days.

Pace Analytical

SAMPLE CONDITION UPON RECEIPT FORM

Project #: 50258418

Date/Time and Initials of person examining contents: CSB 5/29/2020 9:30

Courier: ☐ Fed Ex ☐ UPS ☐ USPS ☑ Client ☐ Commercial ☐ Pace ☐ Other _____

Tracking #: _____

Custody Seal on Cooler/Box Present: ☐ Yes ☑ No **Seals Intact:** ☐ Yes ☑ No

Packing Material: ☐ Bubble Wrap ☐ Bubble Bags ☐ None ☐ Other Zip Lock

Thermometer: 1 2 3 4 5 6 A B C D E F Ice Type: ☑ Wet ☐ Blue ☐ None | Samples collected today and on ice: ☑ Yes ☐ No ☐ N/A

Cooler Temperature: 4.3/4.4 Ice Visible in Sample Containers?: ☐ Yes ☑ No ☐ N/A

(Initial/Corrected) Temp should be above freezing to 6°C If temp. is Over 6°C or under 0°C, was the PM Notified?: ☐ Yes ☐ No ☑ N/A

All discrepancies will be written out in the comments section below.

	Yes	No		Yes	No	N/A
Are samples from West Virginia? Document any containers out of temp.		✓	All containers needing acid/base pres. Have been checked?: **exceptions: VOA, coliform, LLHg, O&G, and any container with a septum cap or preserved with HCl.** All containers needing preservation are found to be in compliance with EPA recommendation (<2, >9, >12) unless otherwise noted. Circle: HNO3 H2SO4 NaOH NaOH/ZnAc			✓
USDA Regulated Soils? (ID, NY, WA, OR,CA, NM, TX, OK, AR, LA, TN, AL, MS, NC, SC, GA, FL, or Puerto Rico)		✓				
Chain of Custody Present:	✓					
Chain of Custody Filled Out:	✓		Dissolved Metals field filtered?:			✓
Short Hold Time Analysis (<72hr)?: **Analysis:** TERRA CORES	✓		Headspace Wisconsin Sulfide			✓
Time 5035A TC placed in Freezer or Short Holds To Lab: 10:30				Present	Absent	N/A
			Residual Chlorine Check (SVOC 625 Pest/PCB 608)			✓
			Residual Chlorine Check (Total/Amenable/Free Cyanide)			✓
Rush TAT Requested:		✓	Headspace in VOA Vials (>6mm):		✓	✓ CSB
Containers Intact?:	✓		Trip Blank Present?:	✓		
Sample Labels (IDs/Dates/Times) Match COC?: Except TCs, which only require sample ID	✓		Trip Blank Custody Seals?:	✓		
Extra labels on Terracore Vials (soils only)?		✓				

Comments:

F-IN-Q-290-rev.18,22Apr2019

COC PAGE 1 of 5

Sample Container Count

Sample Line Item	WGFU	SBS DI BK Kit R	DG9H VG9H	VOA VIALS (>6mm)	VG9U	DG9U	DG9T	AG0U	AG1H	AG1U	AG3S	BP1U	BP1N	BP2U	BP3U	BP3N	BP3F	BP3S	BP3B	BP3Z	CG3H					Matrix	pH <2	pH >9	pH>12
1		4																								SL			
2		4																											
3		4																											
4		12																											
5		4																											
6		4																											
7		4																											
8		4																											
9		4																											
10		4																								SL			
11																													
12																													

Container Codes

Glass

DG9B	40mL Na Bisulfate amber vial	AG0U	100mL unpres amber glass
DG9H	40mL HCl amber voa vial	AG1H	1L HCl amber glass
DG9M	40mL MeOH clear vial	AG1S	1L H2SO4 amber glass
DG9P	40mL TSP amber vial	AG1T	1L Na Thiosulfate amber glass
DG9S	40mL H2SO4 amber vial	AG1U	1liter unpres amber glass
DG9T	40mL Na Thio amber vial	AG2N	500mL HNO3 amber glass
DG9U	40mL unpreserved **amber** vial	AG2S	500mL H2SO4 amber glass
VG9H	40mL HCl clear vial	AG2U	500mL unpres amber glass
VG9T	40mL Na Thio. clear vial	AG3S	250mL H2SO4 amber glass
VG9U	40mL unpreserved **clear** vial	AG3U	250mL unpres amber glass
VGFX	40mL w/hexane wipe vial	BG1H	1L HCl clear glass
VSG	Headspace septa vial & HCl	BG1S	1L H2SO4 clear glass
WGKU	8oz unpreserved clear jar	BG1T	1L Na Thiosulfate clear glass
WGFU	4oz clear soil jar	BG1U	1L unpreserved glass
JGFU	4oz unpreserved amber wide	BG3H	250mL HCl Clear Glass
CG3H	250mL clear glass HCl	BG3U	250mL Unpres Clear Glass

Plastic / Misc.

BP1A	1L NaOH, Asc Acid plastic
BP1N	1L HNO3 plastic
BP1S	1L H2SO4 plastic
BP1U	1L unpreserved plastic
BP1Z	1L NaOH, Zn, Ac
BP2A	500mL NaOH, Asc Acid plastic
BP2N	500mL HNO3 plastic
BP2O	500mL NaOH plastic
BP2S	500mL H2SO4 plastic
BP2U	500mL unpreserved plastic
BP2Z	500mL NaOH, Zn Ac
BP3B	250mL NaOH plastic
BP3N	250mL HNO3 plastic
BP3F	250mL HNO3 plastic (field filtered)
BP3U	250mL unpreserved plastic
BP3S	250mL H2SO4 plastic
BP3Z	250mL NaOH, Zn Ac plastic

AF	Air Filter
C	Air Cassettes
R	Terra core kit
SP5T	120mL Coliform Na Thiosulfate
U	Summa Can
ZPLC	Ziploc Bag

WT	Water
SL	Solid
NAL	Non-aqueous liquid
WP	Wipe

F-IN-Q-270-rev.11,26Sep2019

COC PAGE 2 of 5

Sample Container Count

Sample Line Item	WGFU	SBS DI BK Kit R	DG9H VG9H	VOA VIALS (>6mm)	VG9U	DG9U	DG9T	AG0U	AG1H	AG1U	AG3S	BP1U	BP1N	BP2U	BP3U	BP3N	BP3F	BP3S	BP3B	BP3Z	CG3H					Matrix	pH <2	pH >9	pH>12
1		4																								SL			
2		4																											
3		4																											
4		4																											
5		4																											
6		4																											
7		12																											
8		4																											
9		4																											
10		4																								SL			
11																													
12																													

Container Codes

Glass

DG9B	40mL Na Bisulfate amber vial	AG0U	100mL unpres amber glass
DG9H	40mL HCl amber voa vial	AG1H	1L HCl amber glass
DG9M	40mL MeOH clear vial	AG1S	1L H2SO4 amber glass
DG9P	40mL TSP amber vial	AG1T	1L Na Thiosulfate amber glass
DG9S	40mL H2SO4 amber vial	AG1U	1liter unpres amber glass
DG9T	40mL Na Thio amber vial	AG2N	500mL HNO3 amber glass
DG9U	40mL unpreserved **amber** vial	AG2S	500mL H2SO4 amber glass
VG9H	40mL HCl clear vial	AG2U	500mL unpres amber glass
VG9T	40mL Na Thio. clear vial	AG3S	250mL H2SO4 amber glass
VG9U	40mL unpreserved **clear** vial	AG3U	250mL unpres amber glass
VGFX	40mL w/hexane wipe vial	BG1H	1L HCl clear glass
VSG	Headspace septa vial & HCl	BG1S	1L H2SO4 clear glass
WGKU	8oz unpreserved clear jar	BG1T	1L Na Thiosulfate clear glass
WGFU	4oz clear soil jar	BG1U	1L unpreserved glass
JGFU	4oz unpreserved amber wide	BG3H	250mL HCl Clear Glass
CG3H	250mL clear glass HCl	BG3U	250mL Unpres Clear Glass

Plastic / Misc.

BP1A	1L NaOH, Asc Acid plastic
BP1N	1L HNO3 plastic
BP1S	1L H2SO4 plastic
BP1U	1L unpreserved plastic
BP1Z	1L NaOH, Zn, Ac
BP2A	500mL NaOH, Asc Acid plastic
BP2N	500mL HNO3 plastic
BP2O	500mL NaOH plastic
BP2S	500mL H2SO4 plastic
BP2U	500mL unpreserved plastic
BP2Z	500mL NaOH, Zn Ac
BP3B	250mL NaOH plastic
BP3N	250mL HNO3 plastic
BP3F	250mL HNO3 plastic (field filtered)
BP3U	250mL unpreserved plastic
BP3S	250mL H2SO4 plastic
BP3Z	250mL NaOH, Zn Ac plastic

AF	Air Filter
C	Air Cassettes
R	Terra core kit
SP5T	120mL Coliform Na Thiosulfate
U	Summa Can
ZPLC	Ziploc Bag

WT	Water
SL	Solid
NAL	Non-aqueous liquid
WP	Wipe

COC PAGE 3 of 5

Sample Container Count

Sample Line Item	WGFU	SBS 6D 8K Kit R	DG9H VG9H	VOA VIALS (>6mm)	VG9U	DG9U	DG9T	AG0U	AG1H	AG1U	AG3S	BP1U	BP1N	BP2U	BP3U	BP3N	BP3F	BP3S	BP3B	BP3Z	CG3H					Matrix	pH <2	pH >9	pH>12
1		4																								SL			
2																													
3																													
4																													
5																													
6																													
7																													
8																													
9																													
10																													
11																													
12		4																								SL			

Container Codes

Glass

DG9B	40mL Na Bisulfate amber vial	AG0U	100mL unpres amber glass
DG9H	40mL HCl amber voa vial	AG1H	1L HCl amber glass
DG9M	40mL MeOH clear vial	AG1S	1L H2SO4 amber glass
DG9P	40mL TSP amber vial	AG1T	1L Na Thiosulfate amber glass
DG9S	40mL H2SO4 amber vial	AG1U	1liter unpres amber glass
DG9T	40mL Na Thio amber vial	AG2N	500mL HNO3 amber glass
DG9U	40mL unpreserved **amber** vial	AG2S	500mL H2SO4 amber glass
VG9H	40mL HCl clear vial	AG2U	500mL unpres amber glass
VG9T	40mL Na Thio. clear vial	AG3S	250mL H2SO4 amber glass
VG9U	40mL unpreserved **clear** vial	AG3U	250mL unpres amber glass
VGFX	40mL w/hexane wipe vial	BG1H	1L HCl clear glass
VSG	Headspace septa vial & HCl	BG1S	1L H2SO4 clear glass
WGKU	8oz unpreserved clear jar	BG1T	1L Na Thiosulfate clear glass
WGFU	4oz clear soil jar	BG1U	1L unpreserved glass
JGFU	4oz unpreserved amber wide	BG3H	250mL HCl Clear Glass
CG3H	250mL clear glass HCl	BG3U	250mL Unpres Clear Glass

Plastic / Misc.

BP1A	1L NaOH, Asc Acid plastic
BP1N	1L HNO3 plastic
BP1S	1L H2SO4 plastic
BP1U	1L unpreserved plastic
BP1Z	1L NaOH, Zn, Ac
BP2A	500mL NaOH, Asc Acid plastic
BP2N	500mL HNO3 plastic
BP2O	500mL NaOH plastic
BP2S	500mL H2SO4 plastic
BP2U	500mL unpreserved plastic
BP2Z	500mL NaOH, Zn Ac
BP3B	250mL NaOH plastic
BP3N	250mL HNO3 plastic
BP3F	250mL HNO3 plastic (field filtered)
BP3U	250mL unpreserved plastic
BP3S	250mL H2SO4 plastic
BP3Z	250mL NaOH, Zn Ac plastic

AF	Air Filter
C	Air Cassettes
R	Terra core kit
SP5T	120mL Coliform Na Thiosulfate
U	Summa Can
ZPLC	Ziploc Bag

WT	Water
SL	Solid
NAL	Non-aqueous liquid
WP	Wipe

F-IN-Q-270-rev.11,26Sep2019

COC PAGE 4 of 5

Sample Container Count

Sample Line Item	WGFU	SBS DI BK Kit R	DG9H VG9H	VOA VIALS (>6mm)	VG9U	DG9U	DG9T	AG0U	AG1H	AG1U	AG3S	BP1U	BP1N	BP2U	BP3U	BP3N	BP3F	BP3S	BP3B	BP3Z	CG3H					Matrix	pH <2	pH >9	pH>12
1		4																								SL			
2		4																											
3		4																											
4		4																											
5		4																											
6		4																											
7		4																											
8		4																											
9		12																											
10		4																											
11		4																											
12		4																								SL			

Container Codes

Glass

DG9B	40mL Na Bisulfate amber vial	AG0U	100mL unpres amber glass
DG9H	40mL HCl amber voa vial	AG1H	1L HCl amber glass
DG9M	40mL MeOH clear vial	AG1S	1L H2SO4 amber glass
DG9P	40mL TSP amber vial	AG1T	1L Na Thiosulfate amber glass
DG9S	40mL H2SO4 amber vial	AG1U	1liter unpres amber glass
DG9T	40mL Na Thio amber vial	AG2N	500mL HNO3 amber glass
DG9U	40mL unpreserved **amber** vial	AG2S	500mL H2SO4 amber glass
VG9H	40mL HCl clear vial	AG2U	500mL unpres amber glass
VG9T	40mL Na Thio. clear vial	AG3S	250mL H2SO4 amber glass
VG9U	40mL unpreserved **clear** vial	AG3U	250mL unpres amber glass
VGFX	40mL w/hexane wipe vial	BG1H	1L HCl clear glass
VSG	Headspace septa vial & HCl	BG1S	1L H2SO4 clear glass
WGKU	8oz unpreserved clear jar	BG1T	1L Na Thiosulfate clear glass
WGFU	4oz clear soil jar	BG1U	1L unpreserved glass
JGFU	4oz unpreserved amber wide	BG3H	250mL HCl Clear Glass
CG3H	250mL clear glass HCl	BG3U	250mL Unpres Clear Glass

Plastic / Misc.

BP1A	1L NaOH, Asc Acid plastic
BP1N	1L HNO3 plastic
BP1S	1L H2SO4 plastic
BP1U	1L unpreserved plastic
BP1Z	1L NaOH, Zn, Ac
BP2A	500mL NaOH, Asc Acid plastic
BP2N	500mL HNO3 plastic
BP2O	500mL NaOH plastic
BP2S	500mL H2SO4 plastic
BP2U	500mL unpreserved plastic
BP2Z	500mL NaOH, Zn Ac
BP3B	250mL NaOH plastic
BP3N	250mL HNO3 plastic
BP3F	250mL HNO3 plastic (field filtered)
BP3U	250mL unpreserved plastic
BP3S	250mL H2SO4 plastic
BP3Z	250mL NaOH, Zn Ac plastic

AF	Air Filter
C	Air Cassettes
R	Terra core kit
SP5T	120mL Coliform Na Thiosulfate
U	Summa Can
ZPLC	Ziploc Bag

WT	Water
SL	Solid
NAL	Non-aqueous liquid
WP	Wipe

F-IN-Q-270-rev.11,26Sep2019

COC PAGE 5 of 5

Sample Container Count

Sample Line Item	WGFU	SBS (DI) (BK) Kit R	DG9H (VG9H)	VOA VIALS (>6mm)	VG9U	DG9U	DG9T	AG0U	AG1H	AG1U	AG3S	BP1U	BP1N	BP2U	BP3U	BP3N	BP3F	BP3S	BP3B	BP3Z	CG3H					Matrix	pH <2	pH >9	pH>12
1		4																								SL			
2		4																								SL			
3		4																								SL			
4		4																								SL			
TB 5			3																							WT			
EB 6			3																							WT			
7																													
8																													
9																													
10																													
11																													
12																													

Container Codes

Glass

DG9B	40mL Na Bisulfate amber vial	AG0U	100mL unpres amber glass
DG9H	40mL HCl amber voa vial	AG1H	1L HCl amber glass
DG9M	40mL MeOH clear vial	AG1S	1L H2SO4 amber glass
DG9P	40mL TSP amber vial	AG1T	1L Na Thiosulfate amber glass
DG9S	40mL H2SO4 amber vial	AG1U	1liter unpres amber glass
DG9T	40mL Na Thio amber vial	AG2N	500mL HNO3 amber glass
DG9U	40mL unpreserved **amber** vial	AG2S	500mL H2SO4 amber glass
VG9H	40mL HCl clear vial	AG2U	500mL unpres amber glass
VG9T	40mL Na Thio. clear vial	AG3S	250mL H2SO4 amber glass
VG9U	40mL unpreserved **clear** vial	AG3U	250mL unpres amber glass
VGFX	40mL w/hexane wipe vial	BG1H	1L HCl clear glass
VSG	Headspace septa vial & HCl	BG1S	1L H2SO4 clear glass
WGKU	8oz unpreserved clear jar	BG1T	1L Na Thiosulfate clear glass
WGFU	4oz clear soil jar	BG1U	1L unpreserved glass
JGFU	4oz unpreserved amber wide	BG3H	250mL HCl Clear Glass
CG3H	250mL clear glass HCl	BG3U	250mL Unpres Clear Glass

Plastic / Misc.

BP1A	1L NaOH, Asc Acid plastic
BP1N	1L HNO3 plastic
BP1S	1L H2SO4 plastic
BP1U	1L unpreserved plastic
BP1Z	1L NaOH, Zn, Ac
BP2A	500mL NaOH, Asc Acid plastic
BP2N	500mL HNO3 plastic
BP2O	500mL NaOH plastic
BP2S	500mL H2SO4 plastic
BP2U	500mL unpreserved plastic
BP2Z	500mL NaOH, Zn Ac
BP3B	250mL NaOH plastic
BP3N	250mL HNO3 plastic
BP3F	250mL HNO3 plastic (field filtered)
BP3U	250mL unpreserved plastic
BP3S	250mL H2SO4 plastic
BP3Z	250mL NaOH, Zn Ac plastic

AF	Air Filter
C	Air Cassettes
R	Terra core kit
SP5T	120mL Coliform Na Thiosulfate
U	Summa Can
ZPLC	Ziploc Bag

WT	Water
SL	Solid
NAL	Non-aqueous liquid
WP	Wipe

F-IN-Q-270-rev.11,26Sep2019

Pace Analytical Services, LLC
7726 Moller Road
Indianapolis, IN 46268
(317)228-3100

October 28, 2020

Mr. Chris Newell
IWM Consulting
7428 Rockville Road
Indianapolis, IN 46214

RE: Project: Amphenol
Pace Project No.: 50267608

Dear Mr. Newell:

Enclosed are the analytical results for sample(s) received by the laboratory on September 17, 2020. The results relate only to the samples included in this report. Results reported herein conform to the applicable TNI/NELAC Standards and the laboratory's Quality Manual, where applicable, unless otherwise noted in the body of the report.

The test results provided in this final report were generated by each of the following laboratories within the Pace Network:

- Pace Analytical Services - Indianapolis

Revised Report: This revision replaces previous report dated September 25, 2020. Trailing "0" added to Sample IDs to match the COC. SAB 10/26/20

If you have any questions concerning this report, please feel free to contact me.

Sincerely,

Susan Brotherton

Sue Brotherton
sue.brotherton@pacelabs.com
(317)228-3100
Project Manager

Enclosures

cc: Mr. Brad Gentry, IWM Consulting
Mr. Chris Parks, IWM Consulting Group

This report shall not be reproduced, except in full,
without the written consent of Pace Analytical Services, LLC.

Pace Analytical Services, LLC
7726 Moller Road
Indianapolis, IN 46268
(317)228-3100

CERTIFICATIONS

Project:	Amphenol
Pace Project No.:	50267608

Pace Analytical Services Indianapolis

7726 Moller Road, Indianapolis, IN 46268
Illinois Accreditation #: 200074
Indiana Drinking Water Laboratory #: C-49-06
Kansas/TNI Certification #: E-10177
Kentucky UST Agency Interest #: 80226
Kentucky WW Laboratory ID #: 98019
Michigan Drinking Water Laboratory #9050
Ohio VAP Certified Laboratory #: CL0065
Oklahoma Laboratory #: 9204
Texas Certification #: T104704355
West Virginia Certification #: 330
Wisconsin Laboratory #: 999788130
USDA Soil Permit #: P330-19-00257

This report shall not be reproduced, except in full,
without the written consent of Pace Analytical Services, LLC.

Pace Analytical Services, LLC
7726 Moller Road
Indianapolis, IN 46268
(317)228-3100

SAMPLE SUMMARY

Project: Amphenol
Pace Project No.: 50267608

Lab ID	Sample ID	Matrix	Date Collected	Date Received
50267608001	**GP-33 SL (16.5-17.0)**	Solid	09/16/20 09:44	09/17/20 12:35
50267608002	**GP-33 SL (18.0-18.5)**	Solid	09/16/20 09:47	09/17/20 12:35
50267608003	**GP-33 SL (19.0-19.5)**	Solid	09/16/20 09:49	09/17/20 12:35
50267608004	**GP-33 SL (19.5-20)**	Solid	09/16/20 09:51	09/17/20 12:35
50267608005	**GP-32 SL (13.0-13.50)**	Solid	09/16/20 11:36	09/17/20 12:35
50267608006	**GP-32 SL (15.75-16.25)**	Solid	09/16/20 11:33	09/17/20 12:35
50267608007	**GP-32 SL (18.25-18.75)**	Solid	09/16/20 11:30	09/17/20 12:35
50267608008	**GP-32 SL (18.75-19.25)**	Solid	09/16/20 11:27	09/17/20 12:35
50267608009	**GP-31 SL (11.5-12.00)**	Solid	09/16/20 13:30	09/17/20 12:35
50267608010	**GP-31 SL (15-15.5)**	Solid	09/16/20 13:27	09/17/20 12:35
50267608011	**GP-31 SL (17.5-18.0)**	Solid	09/16/20 13:24	09/17/20 12:35
50267608012	**GP-31 SL (18-18.50)**	Solid	09/16/20 13:21	09/17/20 12:35
50267608013	**GP-30 SL (11.0-11.5)**	Solid	09/16/20 14:39	09/17/20 12:35
50267608014	**GP-30 SL (17.50-18)**	Solid	09/16/20 14:36	09/17/20 12:35
50267608015	**GP-30 SL (18.25-18.75)**	Solid	09/16/20 14:33	09/17/20 12:35
50267608016	**GP-30 SL (18.75-19.25)**	Solid	09/16/20 14:30	09/17/20 12:35
50267608017	**GP-29 SL (13.50-14.0)**	Solid	09/16/20 16:18	09/17/20 12:35
50267608018	**GP-29 SL (15.0-15.50)**	Solid	09/16/20 16:14	09/17/20 12:35
50267608019	**GP-29 SL (20.0-20.50)**	Solid	09/16/20 16:10	09/17/20 12:35
50267608020	**GP-29 SL (20.50-21.00)**	Solid	09/16/20 16:06	09/17/20 12:35
50267608021	**GP-34 SL (21.50-22.0)**	Solid	09/17/20 10:34	09/17/20 12:35
50267608022	**GP-34 SL (23.5-24.0)**	Solid	09/17/20 10:36	09/17/20 12:35
50267608023	**GP-34 SL (24.0-24.50)**	Solid	09/17/20 10:26	09/17/20 12:35
50267608024	**GP-34 SL (24.50-25.0)**	Solid	09/17/20 10:22	09/17/20 12:35
50267608025	**TB-1 WT**	Water	09/16/20 09:30	09/17/20 12:35
50267608026	**FD-1 SL**	Solid	09/16/20 08:00	09/17/20 12:35
50267608027	**FD-2 SL**	Solid	09/16/20 08:00	09/17/20 12:35
50267608028	**FD-3 SL**	Solid	09/17/20 08:00	09/17/20 12:35
50267608029	**EB-1**	Water	09/16/20 14:53	09/17/20 12:35

This report shall not be reproduced, except in full,
without the written consent of Pace Analytical Services, LLC.

Pace Analytical Services, LLC
7726 Moller Road
Indianapolis, IN 46268
(317)228-3100

SAMPLE ANALYTE COUNT

Project: Amphenol
Pace Project No.: 50267608

Lab ID	Sample ID	Method	Analysts	Analytes Reported	Laboratory
50267608001	**GP-33 SL (16.5-17.0)**	EPA 8260	RSW	72	PASI-I
		SM 2540G	SWJ	1	PASI-I
50267608002	**GP-33 SL (18.0-18.5)**	EPA 8260	RSW	72	PASI-I
		SM 2540G	SWJ	1	PASI-I
50267608003	**GP-33 SL (19.0-19.5)**	EPA 8260	RSW	72	PASI-I
		SM 2540G	SWJ	1	PASI-I
50267608004	**GP-33 SL (19.5-20)**	EPA 8260	RSW	72	PASI-I
		SM 2540G	SWJ	1	PASI-I
50267608005	**GP-32 SL (13.0-13.50)**	EPA 8260	RSW	72	PASI-I
		SM 2540G	SWJ	1	PASI-I
50267608006	**GP-32 SL (15.75-16.25)**	EPA 8260	RSW	72	PASI-I
		SM 2540G	SWJ	1	PASI-I
50267608007	**GP-32 SL (18.25-18.75)**	EPA 8260	RSW	72	PASI-I
		SM 2540G	SWJ	1	PASI-I
50267608008	**GP-32 SL (18.75-19.25)**	EPA 8260	RSW	72	PASI-I
		SM 2540G	SWJ	1	PASI-I
50267608009	**GP-31 SL (11.5-12.00)**	EPA 8260	RSW	72	PASI-I
		SM 2540G	SWJ	1	PASI-I
50267608010	**GP-31 SL (15-15.5)**	EPA 8260	RSW	72	PASI-I
		SM 2540G	SWJ	1	PASI-I
50267608011	**GP-31 SL (17.5-18.0)**	EPA 8260	RSW	72	PASI-I
		SM 2540G	SWJ	1	PASI-I
50267608012	**GP-31 SL (18-18.50)**	EPA 8260	RSW	72	PASI-I
		SM 2540G	SWJ	1	PASI-I
50267608013	**GP-30 SL (11.0-11.5)**	EPA 8260	RSW	72	PASI-I
		SM 2540G	SWJ	1	PASI-I
50267608014	**GP-30 SL (17.50-18)**	EPA 8260	RSW	72	PASI-I
		SM 2540G	SWJ	1	PASI-I
50267608015	**GP-30 SL (18.25-18.75)**	EPA 8260	RSW	72	PASI-I
		SM 2540G	SWJ	1	PASI-I
50267608016	**GP-30 SL (18.75-19.25)**	EPA 8260	RSW	72	PASI-I
		SM 2540G	SWJ	1	PASI-I
50267608017	**GP-29 SL (13.50-14.0)**	EPA 8260	RSW	72	PASI-I
		SM 2540G	SWJ	1	PASI-I
50267608018	**GP-29 SL (15.0-15.50)**	EPA 8260	RSW	72	PASI-I
		SM 2540G	SWJ	1	PASI-I
50267608019	**GP-29 SL (20.0-20.50)**	EPA 8260	RSW	72	PASI-I

This report shall not be reproduced, except in full,
without the written consent of Pace Analytical Services, LLC.

Pace Analytical Services, LLC
7726 Moller Road
Indianapolis, IN 46268
(317)228-3100

SAMPLE ANALYTE COUNT

Project: Amphenol
Pace Project No.: 50267608

Lab ID	Sample ID	Method	Analysts	Analytes Reported	Laboratory
		SM 2540G	SWJ	1	PASI-I
50267608020	**GP-29 SL (20.50-21.00)**	EPA 8260	RSW	72	PASI-I
		SM 2540G	SWJ	1	PASI-I
50267608021	**GP-34 SL (21.50-22.0)**	EPA 8260	RSW	72	PASI-I
		SM 2540G	SWJ	1	PASI-I
50267608022	**GP-34 SL (23.5-24.0)**	EPA 8260	RSW	72	PASI-I
		SM 2540G	SWJ	1	PASI-I
50267608023	**GP-34 SL (24.0-24.50)**	EPA 8260	RSW	72	PASI-I
		SM 2540G	SWJ	1	PASI-I
50267608024	**GP-34 SL (24.50-25.0)**	EPA 8260	RSW	72	PASI-I
		SM 2540G	SWJ	1	PASI-I
50267608025	**TB-1 WT**	EPA 8260	RSW	72	PASI-I
50267608026	**FD-1 SL**	EPA 8260	RSW	72	PASI-I
		SM 2540G	SWJ	1	PASI-I
50267608027	**FD-2 SL**	EPA 8260	RSW	72	PASI-I
		SM 2540G	SWJ	1	PASI-I
50267608028	**FD-3 SL**	EPA 8260	RSW	72	PASI-I
		SM 2540G	SWJ	1	PASI-I
50267608029	**EB-1**	EPA 8260	RSW	72	PASI-I

PASI-I = Pace Analytical Services - Indianapolis

This report shall not be reproduced, except in full,
without the written consent of Pace Analytical Services, LLC.

Pace Analytical Services, LLC
7726 Moller Road
Indianapolis, IN 46268
(317)228-3100

SUMMARY OF DETECTION

Project: Amphenol
Pace Project No.: 50267608

Lab Sample ID / Method	Client Sample ID / Parameters	Result	Units	Report Limit	Analyzed	Qualifiers
50267608001	**GP-33 SL (16.5-17.0)**					
EPA 8260	Acetone	0.018J	mg/kg	0.12	09/22/20 04:01	
EPA 8260	n-Butylbenzene	0.00069J	mg/kg	0.0061	09/22/20 04:01	
EPA 8260	Chlorobenzene	0.00099J	mg/kg	0.0061	09/22/20 04:01	
EPA 8260	1,4-Dichlorobenzene	0.00037J	mg/kg	0.0061	09/22/20 04:01	
EPA 8260	Ethylbenzene	0.00055J	mg/kg	0.0061	09/22/20 04:01	
EPA 8260	Methylene Chloride	0.012J	mg/kg	0.024	09/22/20 04:01	
EPA 8260	Naphthalene	0.0023J	mg/kg	0.0061	09/22/20 04:01	
EPA 8260	n-Propylbenzene	0.00041J	mg/kg	0.0061	09/22/20 04:01	
EPA 8260	Toluene	0.00045J	mg/kg	0.0061	09/22/20 04:01	
EPA 8260	1,2,3-Trichlorobenzene	0.00075J	mg/kg	0.0061	09/22/20 04:01	
EPA 8260	Trichloroethene	0.0074	mg/kg	0.0061	09/22/20 04:01	
EPA 8260	1,2,4-Trimethylbenzene	0.0018J	mg/kg	0.0061	09/22/20 04:01	
EPA 8260	1,3,5-Trimethylbenzene	0.00055J	mg/kg	0.0061	09/22/20 04:01	
EPA 8260	Xylene (Total)	0.0029J	mg/kg	0.012	09/22/20 04:01	
SM 2540G	Percent Moisture	18.0	%	0.10	09/18/20 10:20	N2
50267608002	**GP-33 SL (18.0-18.5)**					
EPA 8260	Acetone	0.013J	mg/kg	0.095	09/22/20 14:38	
EPA 8260	Toluene	0.00056J	mg/kg	0.0048	09/22/20 14:38	
EPA 8260	Trichloroethene	0.016	mg/kg	0.0048	09/22/20 14:38	
EPA 8260	1,2,4-Trimethylbenzene	0.00031J	mg/kg	0.0048	09/22/20 14:38	
EPA 8260	Xylene (Total)	0.00099J	mg/kg	0.0095	09/22/20 14:38	
SM 2540G	Percent Moisture	13.3	%	0.10	09/18/20 10:20	N2
50267608003	**GP-33 SL (19.0-19.5)**					
EPA 8260	Acetone	0.014J	mg/kg	0.10	09/22/20 15:16	
EPA 8260	Ethylbenzene	0.00031J	mg/kg	0.0051	09/22/20 15:16	
EPA 8260	Toluene	0.00099J	mg/kg	0.0051	09/22/20 15:16	
EPA 8260	Trichloroethene	0.039	mg/kg	0.0051	09/22/20 15:16	
EPA 8260	1,2,4-Trimethylbenzene	0.00048J	mg/kg	0.0051	09/22/20 15:16	
EPA 8260	Xylene (Total)	0.0012J	mg/kg	0.010	09/22/20 15:16	
SM 2540G	Percent Moisture	9.8	%	0.10	09/18/20 10:21	N2
50267608004	**GP-33 SL (19.5-20)**					
EPA 8260	Acetone	0.011J	mg/kg	0.081	09/22/20 00:33	
EPA 8260	cis-1,2-Dichloroethene	0.012	mg/kg	0.0041	09/22/20 00:33	
EPA 8260	trans-1,2-Dichloroethene	0.0015J	mg/kg	0.0041	09/22/20 00:33	
EPA 8260	Toluene	0.00073J	mg/kg	0.0041	09/22/20 00:33	
EPA 8260	1,1,1-Trichloroethane	0.016	mg/kg	0.0041	09/22/20 00:33	
EPA 8260	Trichloroethene	0.66	mg/kg	0.20	09/25/20 05:40	
EPA 8260	Xylene (Total)	0.00056J	mg/kg	0.0081	09/22/20 00:33	
SM 2540G	Percent Moisture	9.2	%	0.10	09/18/20 10:21	N2
50267608005	**GP-32 SL (13.0-13.50)**					
EPA 8260	Acetone	0.0064J	mg/kg	0.075	09/22/20 01:11	
EPA 8260	Toluene	0.00057J	mg/kg	0.0037	09/22/20 01:11	
EPA 8260	Trichloroethene	0.026	mg/kg	0.0037	09/22/20 01:11	
SM 2540G	Percent Moisture	8.2	%	0.10	09/18/20 10:21	N2

This report shall not be reproduced, except in full,
without the written consent of Pace Analytical Services, LLC.

Pace Analytical Services, LLC
7726 Moller Road
Indianapolis, IN 46268
(317)228-3100

SUMMARY OF DETECTION

Project: Amphenol
Pace Project No.: 50267608

Lab Sample ID / Method	Client Sample ID / Parameters	Result	Units	Report Limit	Analyzed	Qualifiers
50267608006	**GP-32 SL (15.75-16.25)**					
EPA 8260	Acetone	0.011J	mg/kg	0.099	09/22/20 01:49	
EPA 8260	Toluene	0.00051J	mg/kg	0.0050	09/22/20 01:49	
EPA 8260	Trichloroethene	0.034	mg/kg	0.0050	09/22/20 01:49	
SM 2540G	Percent Moisture	15.5	%	0.10	09/18/20 10:21	N2
50267608007	**GP-32 SL (18.25-18.75)**					
EPA 8260	Acetone	0.010J	mg/kg	0.13	09/22/20 02:26	
EPA 8260	Toluene	0.00070J	mg/kg	0.0063	09/22/20 02:26	
EPA 8260	1,1,1-Trichloroethane	0.0025J	mg/kg	0.0063	09/22/20 02:26	
EPA 8260	Trichloroethene	0.099	mg/kg	0.0063	09/22/20 02:26	
SM 2540G	Percent Moisture	9.2	%	0.10	09/18/20 10:21	N2
50267608008	**GP-32 SL (18.75-19.25)**					
EPA 8260	Acetone	0.013J	mg/kg	0.075	09/22/20 03:04	
EPA 8260	cis-1,2-Dichloroethene	0.020	mg/kg	0.0037	09/22/20 03:04	
EPA 8260	trans-1,2-Dichloroethene	0.0023J	mg/kg	0.0037	09/22/20 03:04	
EPA 8260	Toluene	0.00064J	mg/kg	0.0037	09/22/20 03:04	
EPA 8260	1,1,1-Trichloroethane	0.016	mg/kg	0.0037	09/22/20 03:04	
EPA 8260	Trichloroethene	0.18J	mg/kg	0.19	09/23/20 19:21	
SM 2540G	Percent Moisture	9.0	%	0.10	09/18/20 10:21	N2
50267608009	**GP-31 SL (11.5-12.00)**					
EPA 8260	Acetone	0.014J	mg/kg	0.11	09/22/20 03:42	
EPA 8260	Toluene	0.00057J	mg/kg	0.0053	09/22/20 03:42	
EPA 8260	Trichloroethene	0.0014J	mg/kg	0.0053	09/22/20 03:42	
EPA 8260	1,2,4-Trimethylbenzene	0.00036J	mg/kg	0.0053	09/22/20 03:42	
SM 2540G	Percent Moisture	8.7	%	0.10	09/18/20 10:22	N2
50267608010	**GP-31 SL (15-15.5)**					
EPA 8260	Acetone	0.0082J	mg/kg	0.082	09/22/20 04:20	
EPA 8260	Chlorobenzene	0.00055J	mg/kg	0.0041	09/22/20 04:20	
EPA 8260	Ethylbenzene	0.00044J	mg/kg	0.0041	09/22/20 04:20	
EPA 8260	Methylene Chloride	0.0045J	mg/kg	0.016	09/22/20 04:20	
EPA 8260	Toluene	0.00049J	mg/kg	0.0041	09/22/20 04:20	
EPA 8260	Trichloroethene	0.00064J	mg/kg	0.0041	09/22/20 04:20	
EPA 8260	Xylene (Total)	0.0022J	mg/kg	0.0082	09/22/20 04:20	
SM 2540G	Percent Moisture	8.3	%	0.10	09/18/20 10:22	N2
50267608011	**GP-31 SL (17.5-18.0)**					
EPA 8260	Acetone	0.015J	mg/kg	0.086	09/22/20 04:57	
EPA 8260	Carbon disulfide	0.0069J	mg/kg	0.0086	09/22/20 04:57	
EPA 8260	cis-1,2-Dichloroethene	0.0076	mg/kg	0.0043	09/22/20 04:57	
EPA 8260	Toluene	0.00067J	mg/kg	0.0043	09/22/20 04:57	
EPA 8260	Trichloroethene	0.062	mg/kg	0.0043	09/22/20 04:57	
SM 2540G	Percent Moisture	4.6	%	0.10	09/18/20 10:22	N2
50267608012	**GP-31 SL (18-18.50)**					
EPA 8260	Acetone	0.029J	mg/kg	0.081	09/22/20 05:35	
EPA 8260	Carbon disulfide	0.0029J	mg/kg	0.0081	09/22/20 05:35	
EPA 8260	cis-1,2-Dichloroethene	0.046	mg/kg	0.0041	09/22/20 05:35	

This report shall not be reproduced, except in full,
without the written consent of Pace Analytical Services, LLC.

Pace Analytical Services, LLC
7726 Moller Road
Indianapolis, IN 46268
(317)228-3100

SUMMARY OF DETECTION

Project: Amphenol
Pace Project No.: 50267608

Lab Sample ID Method	Client Sample ID Parameters	Result	Units	Report Limit	Analyzed	Qualifiers
50267608012	**GP-31 SL (18-18.50)**					
EPA 8260	trans-1,2-Dichloroethene	0.0048	mg/kg	0.0041	09/22/20 05:35	
EPA 8260	Trichloroethene	0.16	mg/kg	0.0041	09/22/20 05:35	M1, R1
SM 2540G	Percent Moisture	8.0	%	0.10	09/18/20 10:22	N2
50267608013	**GP-30 SL (11.0-11.5)**					
EPA 8260	Iodomethane	0.0032J	mg/kg	0.10	09/22/20 07:29	B
SM 2540G	Percent Moisture	16.9	%	0.10	09/18/20 10:22	N2
50267608014	**GP-30 SL (17.50-18)**					
EPA 8260	Acetone	0.014J	mg/kg	0.098	09/22/20 08:06	
EPA 8260	Toluene	0.00092J	mg/kg	0.0049	09/22/20 08:06	
EPA 8260	Xylene (Total)	0.00085J	mg/kg	0.0098	09/22/20 08:06	
SM 2540G	Percent Moisture	9.0	%	0.10	09/18/20 10:22	N2
50267608015	**GP-30 SL (18.25-18.75)**					
EPA 8260	Acetone	0.014J	mg/kg	0.10	09/22/20 08:44	
EPA 8260	Toluene	0.0015J	mg/kg	0.0050	09/22/20 08:44	
EPA 8260	1,2,4-Trimethylbenzene	0.00042J	mg/kg	0.0050	09/22/20 08:44	
EPA 8260	Xylene (Total)	0.00091J	mg/kg	0.010	09/22/20 08:44	
SM 2540G	Percent Moisture	6.5	%	0.10	09/18/20 10:22	N2
50267608016	**GP-30 SL (18.75-19.25)**					
EPA 8260	Acetone	0.012J	mg/kg	0.11	09/22/20 09:22	
EPA 8260	Chlorobenzene	0.00061J	mg/kg	0.0053	09/22/20 09:22	
EPA 8260	Ethylbenzene	0.00051J	mg/kg	0.0053	09/22/20 09:22	
EPA 8260	Methylene Chloride	0.0072J	mg/kg	0.021	09/22/20 09:22	
EPA 8260	Toluene	0.0014J	mg/kg	0.0053	09/22/20 09:22	
EPA 8260	Trichloroethene	0.0013J	mg/kg	0.0053	09/22/20 09:22	
EPA 8260	Xylene (Total)	0.0026J	mg/kg	0.011	09/22/20 09:22	
SM 2540G	Percent Moisture	9.1	%	0.10	09/18/20 10:22	N2
50267608017	**GP-29 SL (13.50-14.0)**					
EPA 8260	Acetone	0.014J	mg/kg	0.10	09/22/20 15:53	
EPA 8260	Toluene	0.00059J	mg/kg	0.0051	09/22/20 15:53	
EPA 8260	1,2,4-Trimethylbenzene	0.00023J	mg/kg	0.0051	09/22/20 15:53	
EPA 8260	Xylene (Total)	0.00074J	mg/kg	0.010	09/22/20 15:53	
SM 2540G	Percent Moisture	7.4	%	0.10	09/18/20 10:22	N2
50267608018	**GP-29 SL (15.0-15.50)**					
EPA 8260	Acetone	0.014J	mg/kg	0.099	09/22/20 16:31	
EPA 8260	Ethylbenzene	0.00033J	mg/kg	0.0050	09/22/20 16:31	
EPA 8260	Toluene	0.0010J	mg/kg	0.0050	09/22/20 16:31	
EPA 8260	1,2,4-Trimethylbenzene	0.00043J	mg/kg	0.0050	09/22/20 16:31	
EPA 8260	Xylene (Total)	0.0011J	mg/kg	0.0099	09/22/20 16:31	
SM 2540G	Percent Moisture	18.2	%	0.10	09/18/20 10:15	N2
50267608019	**GP-29 SL (20.0-20.50)**					
EPA 8260	Acetone	0.017J	mg/kg	0.092	09/22/20 17:09	
EPA 8260	Benzene	0.0012J	mg/kg	0.0046	09/22/20 17:09	
EPA 8260	1,4-Dichlorobenzene	0.00075J	mg/kg	0.0046	09/22/20 17:09	

This report shall not be reproduced, except in full,
without the written consent of Pace Analytical Services, LLC.

Pace Analytical Services, LLC
7726 Moller Road
Indianapolis, IN 46268
(317)228-3100

SUMMARY OF DETECTION

Project: Amphenol
Pace Project No.: 50267608

Lab Sample ID Method	Client Sample ID Parameters	Result	Units	Report Limit	Analyzed	Qualifiers
50267608019	**GP-29 SL (20.0-20.50)**					
EPA 8260	Ethylbenzene	0.0014J	mg/kg	0.0046	09/22/20 17:09	
EPA 8260	Tetrachloroethene	0.0037J	mg/kg	0.0046	09/22/20 17:09	
EPA 8260	Toluene	0.0039J	mg/kg	0.0046	09/22/20 17:09	
EPA 8260	1,2,4-Trimethylbenzene	0.0015J	mg/kg	0.0046	09/22/20 17:09	
EPA 8260	1,3,5-Trimethylbenzene	0.00046J	mg/kg	0.0046	09/22/20 17:09	
EPA 8260	Xylene (Total)	0.0035J	mg/kg	0.0092	09/22/20 17:09	
SM 2540G	Percent Moisture	9.7	%	0.10	09/18/20 10:15	N2
50267608020	**GP-29 SL (20.50-21.00)**					
EPA 8260	Acetone	0.010J	mg/kg	0.083	09/22/20 17:46	
EPA 8260	Toluene	0.00069J	mg/kg	0.0042	09/22/20 17:46	
EPA 8260	Xylene (Total)	0.00079J	mg/kg	0.0083	09/22/20 17:46	
SM 2540G	Percent Moisture	10.1	%	0.10	09/18/20 10:15	N2
50267608021	**GP-34 SL (21.50-22.0)**					
EPA 8260	Acetone	0.011J	mg/kg	0.097	09/22/20 18:24	
EPA 8260	Toluene	0.00023J	mg/kg	0.0048	09/22/20 18:24	
SM 2540G	Percent Moisture	12.2	%	0.10	09/18/20 10:16	N2
50267608022	**GP-34 SL (23.5-24.0)**					
EPA 8260	Acetone	0.016J	mg/kg	0.10	09/22/20 20:17	
EPA 8260	n-Butylbenzene	0.00054J	mg/kg	0.0051	09/22/20 20:17	
EPA 8260	1,4-Dichlorobenzene	0.00043J	mg/kg	0.0051	09/22/20 20:17	
EPA 8260	Naphthalene	0.0010J	mg/kg	0.0051	09/22/20 20:17	
EPA 8260	Toluene	0.00037J	mg/kg	0.0051	09/22/20 20:17	
EPA 8260	1,2,4-Trimethylbenzene	0.00041J	mg/kg	0.0051	09/22/20 20:17	
EPA 8260	Xylene (Total)	0.00075J	mg/kg	0.010	09/22/20 20:17	
SM 2540G	Percent Moisture	13.9	%	0.10	09/18/20 10:16	N2
50267608023	**GP-34 SL (24.0-24.50)**					
EPA 8260	Acetone	0.011J	mg/kg	0.089	09/22/20 20:55	
EPA 8260	1,4-Dichlorobenzene	0.00021J	mg/kg	0.0045	09/22/20 20:55	
EPA 8260	Toluene	0.00065J	mg/kg	0.0045	09/22/20 20:55	
EPA 8260	1,2,4-Trimethylbenzene	0.00036J	mg/kg	0.0045	09/22/20 20:55	
EPA 8260	Xylene (Total)	0.00060J	mg/kg	0.0089	09/22/20 20:55	
SM 2540G	Percent Moisture	9.5	%	0.10	09/18/20 10:16	N2
50267608024	**GP-34 SL (24.50-25.0)**					
EPA 8260	Acetone	0.012J	mg/kg	0.081	09/22/20 21:32	
EPA 8260	Toluene	0.00028J	mg/kg	0.0041	09/22/20 21:32	
EPA 8260	Trichloroethene	0.00048J	mg/kg	0.0041	09/22/20 21:32	
SM 2540G	Percent Moisture	7.9	%	0.10	09/18/20 10:16	N2
50267608026	**FD-1 SL**					
EPA 8260	Acetone	0.017J	mg/kg	0.080	09/23/20 19:58	
EPA 8260	cis-1,2-Dichloroethene	0.019	mg/kg	0.0040	09/23/20 19:58	
EPA 8260	trans-1,2-Dichloroethene	0.0024J	mg/kg	0.0040	09/23/20 19:58	
EPA 8260	Toluene	0.00036J	mg/kg	0.0040	09/23/20 19:58	
EPA 8260	1,1,1-Trichloroethane	0.011	mg/kg	0.0040	09/23/20 19:58	
EPA 8260	Trichloroethene	0.14	mg/kg	0.0040	09/23/20 19:58	

This report shall not be reproduced, except in full,
without the written consent of Pace Analytical Services, LLC.

Pace Analytical Services, LLC
7726 Moller Road
Indianapolis, IN 46268
(317)228-3100

SUMMARY OF DETECTION

Project: Amphenol
Pace Project No.: 50267608

Lab Sample ID Method	Client Sample ID Parameters	Result	Units	Report Limit	Analyzed	Qualifiers
50267608026	**FD-1 SL**					
SM 2540G	Percent Moisture	9.9	%	0.10	09/18/20 10:16	N2
50267608027	**FD-2 SL**					
EPA 8260	Acetone	0.015J	mg/kg	0.11	09/23/20 20:36	
EPA 8260	Trichloroethene	0.0016J	mg/kg	0.0055	09/23/20 20:36	
SM 2540G	Percent Moisture	22.4	%	0.10	09/18/20 10:16	N2
50267608028	**FD-3 SL**					
EPA 8260	Acetone	0.013J	mg/kg	0.091	09/23/20 21:14	
EPA 8260	Toluene	0.00057J	mg/kg	0.0045	09/23/20 21:14	
EPA 8260	1,2,4-Trimethylbenzene	0.00022J	mg/kg	0.0045	09/23/20 21:14	
SM 2540G	Percent Moisture	5.9	%	0.10	09/18/20 10:16	N2

This report shall not be reproduced, except in full,
without the written consent of Pace Analytical Services, LLC.

Pace Analytical Services, LLC
7726 Moller Road
Indianapolis, IN 46268
(317)228-3100

ANALYTICAL RESULTS

Project: Amphenol
Pace Project No.: 50267608

Sample: GP-33 SL (16.5-17.0) **Lab ID: 50267608001** Collected: 09/16/20 09:44 Received: 09/17/20 12:35 Matrix: Solid

Results reported on a "dry weight" basis and are adjusted for percent moisture, sample size and any dilutions.

Parameters	Results	Units	Report Limit	MDL	DF	Prepared	Analyzed	CAS No.	Qual
8260 MSV 5035A VOA	Analytical Method: EPA 8260								
	Pace Analytical Services - Indianapolis								
Acetone	**0.018J**	mg/kg	0.12	0.0036	1		09/22/20 04:01	67-64-1	
Acrolein	ND	mg/kg	0.12	0.0059	1		09/22/20 04:01	107-02-8	
Acrylonitrile	ND	mg/kg	0.12	0.0016	1		09/22/20 04:01	107-13-1	
Benzene	ND	mg/kg	0.0061	0.00023	1		09/22/20 04:01	71-43-2	
Bromobenzene	ND	mg/kg	0.0061	0.00017	1		09/22/20 04:01	108-86-1	
Bromochloromethane	ND	mg/kg	0.0061	0.00044	1		09/22/20 04:01	74-97-5	
Bromodichloromethane	ND	mg/kg	0.0061	0.00019	1		09/22/20 04:01	75-27-4	
Bromoform	ND	mg/kg	0.0061	0.00020	1		09/22/20 04:01	75-25-2	
Bromomethane	ND	mg/kg	0.0061	0.00096	1		09/22/20 04:01	74-83-9	
2-Butanone (MEK)	ND	mg/kg	0.030	0.0018	1		09/22/20 04:01	78-93-3	
n-Butylbenzene	**0.00069J**	mg/kg	0.0061	0.00025	1		09/22/20 04:01	104-51-8	
sec-Butylbenzene	ND	mg/kg	0.0061	0.00030	1		09/22/20 04:01	135-98-8	
tert-Butylbenzene	ND	mg/kg	0.0061	0.00022	1		09/22/20 04:01	98-06-6	
Carbon disulfide	ND	mg/kg	0.012	0.00052	1		09/22/20 04:01	75-15-0	
Carbon tetrachloride	ND	mg/kg	0.0061	0.00030	1		09/22/20 04:01	56-23-5	
Chlorobenzene	**0.00099J**	mg/kg	0.0061	0.00026	1		09/22/20 04:01	108-90-7	
Chloroethane	ND	mg/kg	0.0061	0.00050	1		09/22/20 04:01	75-00-3	
Chloroform	ND	mg/kg	0.0061	0.00026	1		09/22/20 04:01	67-66-3	
Chloromethane	ND	mg/kg	0.0061	0.00044	1		09/22/20 04:01	74-87-3	
2-Chlorotoluene	ND	mg/kg	0.0061	0.00028	1		09/22/20 04:01	95-49-8	
4-Chlorotoluene	ND	mg/kg	0.0061	0.00029	1		09/22/20 04:01	106-43-4	
Dibromochloromethane	ND	mg/kg	0.0061	0.00018	1		09/22/20 04:01	124-48-1	
1,2-Dibromoethane (EDB)	ND	mg/kg	0.0061	0.00016	1		09/22/20 04:01	106-93-4	
Dibromomethane	ND	mg/kg	0.0061	0.00034	1		09/22/20 04:01	74-95-3	
1,2-Dichlorobenzene	ND	mg/kg	0.0061	0.00029	1		09/22/20 04:01	95-50-1	
1,3-Dichlorobenzene	ND	mg/kg	0.0061	0.00032	1		09/22/20 04:01	541-73-1	
1,4-Dichlorobenzene	**0.00037J**	mg/kg	0.0061	0.00027	1		09/22/20 04:01	106-46-7	
trans-1,4-Dichloro-2-butene	ND	mg/kg	0.12	0.00035	1		09/22/20 04:01	110-57-6	
Dichlorodifluoromethane	ND	mg/kg	0.0061	0.00042	1		09/22/20 04:01	75-71-8	
1,1-Dichloroethane	ND	mg/kg	0.0061	0.00053	1		09/22/20 04:01	75-34-3	
1,2-Dichloroethane	ND	mg/kg	0.0061	0.00021	1		09/22/20 04:01	107-06-2	
1,1-Dichloroethene	ND	mg/kg	0.0061	0.00035	1		09/22/20 04:01	75-35-4	
cis-1,2-Dichloroethene	ND	mg/kg	0.0061	0.00028	1		09/22/20 04:01	156-59-2	
trans-1,2-Dichloroethene	ND	mg/kg	0.0061	0.00043	1		09/22/20 04:01	156-60-5	
1,2-Dichloropropane	ND	mg/kg	0.0061	0.00022	1		09/22/20 04:01	78-87-5	
1,3-Dichloropropane	ND	mg/kg	0.0061	0.00023	1		09/22/20 04:01	142-28-9	
2,2-Dichloropropane	ND	mg/kg	0.0061	0.00020	1		09/22/20 04:01	594-20-7	
1,1-Dichloropropene	ND	mg/kg	0.0061	0.00027	1		09/22/20 04:01	563-58-6	
cis-1,3-Dichloropropene	ND	mg/kg	0.0061	0.00022	1		09/22/20 04:01	10061-01-5	
trans-1,3-Dichloropropene	ND	mg/kg	0.0061	0.00014	1		09/22/20 04:01	10061-02-6	
Ethylbenzene	**0.00055J**	mg/kg	0.0061	0.00025	1		09/22/20 04:01	100-41-4	
Ethyl methacrylate	ND	mg/kg	0.12	0.00031	1		09/22/20 04:01	97-63-2	
Hexachloro-1,3-butadiene	ND	mg/kg	0.0061	0.00030	1		09/22/20 04:01	87-68-3	
2-Hexanone	ND	mg/kg	0.12	0.0013	1		09/22/20 04:01	591-78-6	

This report shall not be reproduced, except in full,
without the written consent of Pace Analytical Services, LLC.

Pace Analytical Services, LLC
7726 Moller Road
Indianapolis, IN 46268
(317)228-3100

ANALYTICAL RESULTS

Project: Amphenol
Pace Project No.: 50267608

Sample: GP-33 SL (16.5-17.0) **Lab ID: 50267608001** Collected: 09/16/20 09:44 Received: 09/17/20 12:35 Matrix: Solid

Results reported on a "dry weight" basis and are adjusted for percent moisture, sample size and any dilutions.

Parameters	Results	Units	Report Limit	MDL	DF	Prepared	Analyzed	CAS No.	Qual
8260 MSV 5035A VOA	Analytical Method: EPA 8260								
	Pace Analytical Services - Indianapolis								
Iodomethane	ND	mg/kg	0.12	0.0014	1		09/22/20 04:01	74-88-4	
Isopropylbenzene (Cumene)	ND	mg/kg	0.0061	0.00027	1		09/22/20 04:01	98-82-8	
p-Isopropyltoluene	ND	mg/kg	0.0061	0.00025	1		09/22/20 04:01	99-87-6	
Methylene Chloride	**0.012J**	mg/kg	0.024	0.0077	1		09/22/20 04:01	75-09-2	
4-Methyl-2-pentanone (MIBK)	ND	mg/kg	0.030	0.0021	1		09/22/20 04:01	108-10-1	
Methyl-tert-butyl ether	ND	mg/kg	0.0061	0.00020	1		09/22/20 04:01	1634-04-4	
Naphthalene	**0.0023J**	mg/kg	0.0061	0.00023	1		09/22/20 04:01	91-20-3	
n-Propylbenzene	**0.00041J**	mg/kg	0.0061	0.00028	1		09/22/20 04:01	103-65-1	
Styrene	ND	mg/kg	0.0061	0.00020	1		09/22/20 04:01	100-42-5	
1,1,1,2-Tetrachloroethane	ND	mg/kg	0.0061	0.00016	1		09/22/20 04:01	630-20-6	
1,1,2,2-Tetrachloroethane	ND	mg/kg	0.0061	0.00029	1		09/22/20 04:01	79-34-5	
Tetrachloroethene	ND	mg/kg	0.0061	0.00024	1		09/22/20 04:01	127-18-4	
Toluene	**0.00045J**	mg/kg	0.0061	0.00023	1		09/22/20 04:01	108-88-3	
1,2,3-Trichlorobenzene	**0.00075J**	mg/kg	0.0061	0.00032	1		09/22/20 04:01	87-61-6	
1,2,4-Trichlorobenzene	ND	mg/kg	0.0061	0.00030	1		09/22/20 04:01	120-82-1	
1,1,1-Trichloroethane	ND	mg/kg	0.0061	0.00027	1		09/22/20 04:01	71-55-6	
1,1,2-Trichloroethane	ND	mg/kg	0.0061	0.00026	1		09/22/20 04:01	79-00-5	
Trichloroethene	**0.0074**	mg/kg	0.0061	0.00026	1		09/22/20 04:01	79-01-6	
Trichlorofluoromethane	ND	mg/kg	0.0061	0.00048	1		09/22/20 04:01	75-69-4	
1,2,3-Trichloropropane	ND	mg/kg	0.0061	0.00032	1		09/22/20 04:01	96-18-4	
1,2,4-Trimethylbenzene	**0.0018J**	mg/kg	0.0061	0.00023	1		09/22/20 04:01	95-63-6	
1,3,5-Trimethylbenzene	**0.00055J**	mg/kg	0.0061	0.00024	1		09/22/20 04:01	108-67-8	
Vinyl acetate	ND	mg/kg	0.12	0.0017	1		09/22/20 04:01	108-05-4	H7,L2
Vinyl chloride	ND	mg/kg	0.0061	0.00043	1		09/22/20 04:01	75-01-4	
Xylene (Total)	**0.0029J**	mg/kg	0.012	0.00048	1		09/22/20 04:01	1330-20-7	
Surrogates									
Dibromofluoromethane (S)	111	%.	73-133		1		09/22/20 04:01	1868-53-7	
Toluene-d8 (S)	99	%.	73-130		1		09/22/20 04:01	2037-26-5	
4-Bromofluorobenzene (S)	92	%.	55-129		1		09/22/20 04:01	460-00-4	
Percent Moisture	Analytical Method: SM 2540G								
	Pace Analytical Services - Indianapolis								
Percent Moisture	**18.0**	%	0.10	0.10	1		09/18/20 10:20		N2

This report shall not be reproduced, except in full,
without the written consent of Pace Analytical Services, LLC.

Pace Analytical Services, LLC
7726 Moller Road
Indianapolis, IN 46268
(317)228-3100

ANALYTICAL RESULTS

Project: Amphenol
Pace Project No.: 50267608

Sample: GP-33 SL (18.0-18.5) **Lab ID: 50267608002** Collected: 09/16/20 09:47 Received: 09/17/20 12:35 Matrix: Solid

Results reported on a "dry weight" basis and are adjusted for percent moisture, sample size and any dilutions.

Parameters	Results	Units	Report Limit	MDL	DF	Prepared	Analyzed	CAS No.	Qual
8260 MSV 5035A VOA	Analytical Method: EPA 8260								
	Pace Analytical Services - Indianapolis								
Acetone	**0.013J**	mg/kg	0.095	0.0028	1		09/22/20 14:38	67-64-1	
Acrolein	ND	mg/kg	0.095	0.0046	1		09/22/20 14:38	107-02-8	
Acrylonitrile	ND	mg/kg	0.095	0.0012	1		09/22/20 14:38	107-13-1	
Benzene	ND	mg/kg	0.0048	0.00018	1		09/22/20 14:38	71-43-2	
Bromobenzene	ND	mg/kg	0.0048	0.00013	1		09/22/20 14:38	108-86-1	
Bromochloromethane	ND	mg/kg	0.0048	0.00034	1		09/22/20 14:38	74-97-5	
Bromodichloromethane	ND	mg/kg	0.0048	0.00015	1		09/22/20 14:38	75-27-4	
Bromoform	ND	mg/kg	0.0048	0.00015	1		09/22/20 14:38	75-25-2	
Bromomethane	ND	mg/kg	0.0048	0.00075	1		09/22/20 14:38	74-83-9	
2-Butanone (MEK)	ND	mg/kg	0.024	0.0014	1		09/22/20 14:38	78-93-3	
n-Butylbenzene	ND	mg/kg	0.0048	0.00020	1		09/22/20 14:38	104-51-8	
sec-Butylbenzene	ND	mg/kg	0.0048	0.00023	1		09/22/20 14:38	135-98-8	
tert-Butylbenzene	ND	mg/kg	0.0048	0.00017	1		09/22/20 14:38	98-06-6	
Carbon disulfide	ND	mg/kg	0.0095	0.00041	1		09/22/20 14:38	75-15-0	
Carbon tetrachloride	ND	mg/kg	0.0048	0.00023	1		09/22/20 14:38	56-23-5	
Chlorobenzene	ND	mg/kg	0.0048	0.00021	1		09/22/20 14:38	108-90-7	
Chloroethane	ND	mg/kg	0.0048	0.00039	1		09/22/20 14:38	75-00-3	
Chloroform	ND	mg/kg	0.0048	0.00020	1		09/22/20 14:38	67-66-3	
Chloromethane	ND	mg/kg	0.0048	0.00034	1		09/22/20 14:38	74-87-3	
2-Chlorotoluene	ND	mg/kg	0.0048	0.00022	1		09/22/20 14:38	95-49-8	
4-Chlorotoluene	ND	mg/kg	0.0048	0.00022	1		09/22/20 14:38	106-43-4	
Dibromochloromethane	ND	mg/kg	0.0048	0.00014	1		09/22/20 14:38	124-48-1	
1,2-Dibromoethane (EDB)	ND	mg/kg	0.0048	0.00013	1		09/22/20 14:38	106-93-4	
Dibromomethane	ND	mg/kg	0.0048	0.00027	1		09/22/20 14:38	74-95-3	
1,2-Dichlorobenzene	ND	mg/kg	0.0048	0.00023	1		09/22/20 14:38	95-50-1	
1,3-Dichlorobenzene	ND	mg/kg	0.0048	0.00025	1		09/22/20 14:38	541-73-1	
1,4-Dichlorobenzene	ND	mg/kg	0.0048	0.00021	1		09/22/20 14:38	106-46-7	
trans-1,4-Dichloro-2-butene	ND	mg/kg	0.095	0.00028	1		09/22/20 14:38	110-57-6	
Dichlorodifluoromethane	ND	mg/kg	0.0048	0.00033	1		09/22/20 14:38	75-71-8	
1,1-Dichloroethane	ND	mg/kg	0.0048	0.00042	1		09/22/20 14:38	75-34-3	
1,2-Dichloroethane	ND	mg/kg	0.0048	0.00017	1		09/22/20 14:38	107-06-2	
1,1-Dichloroethene	ND	mg/kg	0.0048	0.00027	1		09/22/20 14:38	75-35-4	
cis-1,2-Dichloroethene	ND	mg/kg	0.0048	0.00022	1		09/22/20 14:38	156-59-2	
trans-1,2-Dichloroethene	ND	mg/kg	0.0048	0.00033	1		09/22/20 14:38	156-60-5	
1,2-Dichloropropane	ND	mg/kg	0.0048	0.00017	1		09/22/20 14:38	78-87-5	
1,3-Dichloropropane	ND	mg/kg	0.0048	0.00018	1		09/22/20 14:38	142-28-9	
2,2-Dichloropropane	ND	mg/kg	0.0048	0.00016	1		09/22/20 14:38	594-20-7	
1,1-Dichloropropene	ND	mg/kg	0.0048	0.00021	1		09/22/20 14:38	563-58-6	
cis-1,3-Dichloropropene	ND	mg/kg	0.0048	0.00017	1		09/22/20 14:38	10061-01-5	
trans-1,3-Dichloropropene	ND	mg/kg	0.0048	0.00011	1		09/22/20 14:38	10061-02-6	
Ethylbenzene	ND	mg/kg	0.0048	0.00020	1		09/22/20 14:38	100-41-4	
Ethyl methacrylate	ND	mg/kg	0.095	0.00024	1		09/22/20 14:38	97-63-2	
Hexachloro-1,3-butadiene	ND	mg/kg	0.0048	0.00023	1		09/22/20 14:38	87-68-3	
2-Hexanone	ND	mg/kg	0.095	0.0010	1		09/22/20 14:38	591-78-6	

This report shall not be reproduced, except in full,
without the written consent of Pace Analytical Services, LLC.

Pace Analytical Services, LLC
7726 Moller Road
Indianapolis, IN 46268
(317)228-3100

ANALYTICAL RESULTS

Project: Amphenol
Pace Project No.: 50267608

Sample: GP-33 SL (18.0-18.5) **Lab ID: 50267608002** Collected: 09/16/20 09:47 Received: 09/17/20 12:35 Matrix: Solid

Results reported on a "dry weight" basis and are adjusted for percent moisture, sample size and any dilutions.

Parameters	Results	Units	Report Limit	MDL	DF	Prepared	Analyzed	CAS No.	Qual
8260 MSV 5035A VOA	Analytical Method: EPA 8260								
	Pace Analytical Services - Indianapolis								
Iodomethane	ND	mg/kg	0.095	0.0011	1		09/22/20 14:38	74-88-4	
Isopropylbenzene (Cumene)	ND	mg/kg	0.0048	0.00021	1		09/22/20 14:38	98-82-8	
p-Isopropyltoluene	ND	mg/kg	0.0048	0.00020	1		09/22/20 14:38	99-87-6	
Methylene Chloride	ND	mg/kg	0.019	0.0060	1		09/22/20 14:38	75-09-2	
4-Methyl-2-pentanone (MIBK)	ND	mg/kg	0.024	0.0016	1		09/22/20 14:38	108-10-1	
Methyl-tert-butyl ether	ND	mg/kg	0.0048	0.00016	1		09/22/20 14:38	1634-04-4	
Naphthalene	ND	mg/kg	0.0048	0.00018	1		09/22/20 14:38	91-20-3	
n-Propylbenzene	ND	mg/kg	0.0048	0.00022	1		09/22/20 14:38	103-65-1	
Styrene	ND	mg/kg	0.0048	0.00016	1		09/22/20 14:38	100-42-5	
1,1,1,2-Tetrachloroethane	ND	mg/kg	0.0048	0.00013	1		09/22/20 14:38	630-20-6	
1,1,2,2-Tetrachloroethane	ND	mg/kg	0.0048	0.00023	1		09/22/20 14:38	79-34-5	
Tetrachloroethene	ND	mg/kg	0.0048	0.00019	1		09/22/20 14:38	127-18-4	
Toluene	**0.00056J**	mg/kg	0.0048	0.00018	1		09/22/20 14:38	108-88-3	
1,2,3-Trichlorobenzene	ND	mg/kg	0.0048	0.00025	1		09/22/20 14:38	87-61-6	
1,2,4-Trichlorobenzene	ND	mg/kg	0.0048	0.00024	1		09/22/20 14:38	120-82-1	
1,1,1-Trichloroethane	ND	mg/kg	0.0048	0.00021	1		09/22/20 14:38	71-55-6	
1,1,2-Trichloroethane	ND	mg/kg	0.0048	0.00020	1		09/22/20 14:38	79-00-5	
Trichloroethene	**0.016**	mg/kg	0.0048	0.00020	1		09/22/20 14:38	79-01-6	
Trichlorofluoromethane	ND	mg/kg	0.0048	0.00037	1		09/22/20 14:38	75-69-4	
1,2,3-Trichloropropane	ND	mg/kg	0.0048	0.00025	1		09/22/20 14:38	96-18-4	
1,2,4-Trimethylbenzene	**0.00031J**	mg/kg	0.0048	0.00018	1		09/22/20 14:38	95-63-6	
1,3,5-Trimethylbenzene	ND	mg/kg	0.0048	0.00019	1		09/22/20 14:38	108-67-8	
Vinyl acetate	ND	mg/kg	0.095	0.0013	1		09/22/20 14:38	108-05-4	
Vinyl chloride	ND	mg/kg	0.0048	0.00034	1		09/22/20 14:38	75-01-4	
Xylene (Total)	**0.00099J**	mg/kg	0.0095	0.00038	1		09/22/20 14:38	1330-20-7	
Surrogates									
Dibromofluoromethane (S)	109	%.	73-133		1		09/22/20 14:38	1868-53-7	
Toluene-d8 (S)	101	%.	73-130		1		09/22/20 14:38	2037-26-5	
4-Bromofluorobenzene (S)	92	%.	55-129		1		09/22/20 14:38	460-00-4	
Percent Moisture	Analytical Method: SM 2540G								
	Pace Analytical Services - Indianapolis								
Percent Moisture	**13.3**	%	0.10	0.10	1		09/18/20 10:20		N2

This report shall not be reproduced, except in full,
without the written consent of Pace Analytical Services, LLC.

Pace Analytical Services, LLC
7726 Moller Road
Indianapolis, IN 46268
(317)228-3100

ANALYTICAL RESULTS

Project: Amphenol
Pace Project No.: 50267608

Sample: GP-33 SL (19.0-19.5) **Lab ID: 50267608003** Collected: 09/16/20 09:49 Received: 09/17/20 12:35 Matrix: Solid

Results reported on a "dry weight" basis and are adjusted for percent moisture, sample size and any dilutions.

Parameters	Results	Units	Report Limit	MDL	DF	Prepared	Analyzed	CAS No.	Qual
8260 MSV 5035A VOA	Analytical Method: EPA 8260								
	Pace Analytical Services - Indianapolis								
Acetone	**0.014J**	mg/kg	0.10	0.0030	1		09/22/20 15:16	67-64-1	
Acrolein	ND	mg/kg	0.10	0.0049	1		09/22/20 15:16	107-02-8	
Acrylonitrile	ND	mg/kg	0.10	0.0013	1		09/22/20 15:16	107-13-1	
Benzene	ND	mg/kg	0.0051	0.00019	1		09/22/20 15:16	71-43-2	
Bromobenzene	ND	mg/kg	0.0051	0.00014	1		09/22/20 15:16	108-86-1	
Bromochloromethane	ND	mg/kg	0.0051	0.00037	1		09/22/20 15:16	74-97-5	
Bromodichloromethane	ND	mg/kg	0.0051	0.00016	1		09/22/20 15:16	75-27-4	
Bromoform	ND	mg/kg	0.0051	0.00016	1		09/22/20 15:16	75-25-2	
Bromomethane	ND	mg/kg	0.0051	0.00080	1		09/22/20 15:16	74-83-9	
2-Butanone (MEK)	ND	mg/kg	0.025	0.0015	1		09/22/20 15:16	78-93-3	
n-Butylbenzene	ND	mg/kg	0.0051	0.00021	1		09/22/20 15:16	104-51-8	
sec-Butylbenzene	ND	mg/kg	0.0051	0.00024	1		09/22/20 15:16	135-98-8	
tert-Butylbenzene	ND	mg/kg	0.0051	0.00018	1		09/22/20 15:16	98-06-6	
Carbon disulfide	ND	mg/kg	0.010	0.00043	1		09/22/20 15:16	75-15-0	
Carbon tetrachloride	ND	mg/kg	0.0051	0.00025	1		09/22/20 15:16	56-23-5	
Chlorobenzene	ND	mg/kg	0.0051	0.00022	1		09/22/20 15:16	108-90-7	
Chloroethane	ND	mg/kg	0.0051	0.00042	1		09/22/20 15:16	75-00-3	
Chloroform	ND	mg/kg	0.0051	0.00021	1		09/22/20 15:16	67-66-3	
Chloromethane	ND	mg/kg	0.0051	0.00036	1		09/22/20 15:16	74-87-3	
2-Chlorotoluene	ND	mg/kg	0.0051	0.00023	1		09/22/20 15:16	95-49-8	
4-Chlorotoluene	ND	mg/kg	0.0051	0.00024	1		09/22/20 15:16	106-43-4	
Dibromochloromethane	ND	mg/kg	0.0051	0.00015	1		09/22/20 15:16	124-48-1	
1,2-Dibromoethane (EDB)	ND	mg/kg	0.0051	0.00014	1		09/22/20 15:16	106-93-4	
Dibromomethane	ND	mg/kg	0.0051	0.00028	1		09/22/20 15:16	74-95-3	
1,2-Dichlorobenzene	ND	mg/kg	0.0051	0.00024	1		09/22/20 15:16	95-50-1	
1,3-Dichlorobenzene	ND	mg/kg	0.0051	0.00026	1		09/22/20 15:16	541-73-1	
1,4-Dichlorobenzene	ND	mg/kg	0.0051	0.00022	1		09/22/20 15:16	106-46-7	
trans-1,4-Dichloro-2-butene	ND	mg/kg	0.10	0.00029	1		09/22/20 15:16	110-57-6	
Dichlorodifluoromethane	ND	mg/kg	0.0051	0.00035	1		09/22/20 15:16	75-71-8	
1,1-Dichloroethane	ND	mg/kg	0.0051	0.00044	1		09/22/20 15:16	75-34-3	
1,2-Dichloroethane	ND	mg/kg	0.0051	0.00018	1		09/22/20 15:16	107-06-2	
1,1-Dichloroethene	ND	mg/kg	0.0051	0.00029	1		09/22/20 15:16	75-35-4	
cis-1,2-Dichloroethene	ND	mg/kg	0.0051	0.00023	1		09/22/20 15:16	156-59-2	
trans-1,2-Dichloroethene	ND	mg/kg	0.0051	0.00035	1		09/22/20 15:16	156-60-5	
1,2-Dichloropropane	ND	mg/kg	0.0051	0.00018	1		09/22/20 15:16	78-87-5	
1,3-Dichloropropane	ND	mg/kg	0.0051	0.00019	1		09/22/20 15:16	142-28-9	
2,2-Dichloropropane	ND	mg/kg	0.0051	0.00016	1		09/22/20 15:16	594-20-7	
1,1-Dichloropropene	ND	mg/kg	0.0051	0.00022	1		09/22/20 15:16	563-58-6	
cis-1,3-Dichloropropene	ND	mg/kg	0.0051	0.00018	1		09/22/20 15:16	10061-01-5	
trans-1,3-Dichloropropene	ND	mg/kg	0.0051	0.00012	1		09/22/20 15:16	10061-02-6	
Ethylbenzene	**0.00031J**	mg/kg	0.0051	0.00021	1		09/22/20 15:16	100-41-4	
Ethyl methacrylate	ND	mg/kg	0.10	0.00025	1		09/22/20 15:16	97-63-2	
Hexachloro-1,3-butadiene	ND	mg/kg	0.0051	0.00025	1		09/22/20 15:16	87-68-3	
2-Hexanone	ND	mg/kg	0.10	0.0011	1		09/22/20 15:16	591-78-6	

This report shall not be reproduced, except in full,
without the written consent of Pace Analytical Services, LLC.

Pace Analytical Services, LLC
7726 Moller Road
Indianapolis, IN 46268
(317)228-3100

ANALYTICAL RESULTS

Project: Amphenol
Pace Project No.: 50267608

Sample: GP-33 SL (19.0-19.5) **Lab ID: 50267608003** Collected: 09/16/20 09:49 Received: 09/17/20 12:35 Matrix: Solid

Results reported on a "dry weight" basis and are adjusted for percent moisture, sample size and any dilutions.

Parameters	Results	Units	Report Limit	MDL	DF	Prepared	Analyzed	CAS No.	Qual
8260 MSV 5035A VOA	Analytical Method: EPA 8260								
	Pace Analytical Services - Indianapolis								
Iodomethane	ND	mg/kg	0.10	0.0012	1		09/22/20 15:16	74-88-4	
Isopropylbenzene (Cumene)	ND	mg/kg	0.0051	0.00023	1		09/22/20 15:16	98-82-8	
p-Isopropyltoluene	ND	mg/kg	0.0051	0.00021	1		09/22/20 15:16	99-87-6	
Methylene Chloride	ND	mg/kg	0.020	0.0064	1		09/22/20 15:16	75-09-2	
4-Methyl-2-pentanone (MIBK)	ND	mg/kg	0.025	0.0017	1		09/22/20 15:16	108-10-1	
Methyl-tert-butyl ether	ND	mg/kg	0.0051	0.00017	1		09/22/20 15:16	1634-04-4	
Naphthalene	ND	mg/kg	0.0051	0.00019	1		09/22/20 15:16	91-20-3	
n-Propylbenzene	ND	mg/kg	0.0051	0.00023	1		09/22/20 15:16	103-65-1	
Styrene	ND	mg/kg	0.0051	0.00017	1		09/22/20 15:16	100-42-5	
1,1,1,2-Tetrachloroethane	ND	mg/kg	0.0051	0.00014	1		09/22/20 15:16	630-20-6	
1,1,2,2-Tetrachloroethane	ND	mg/kg	0.0051	0.00024	1		09/22/20 15:16	79-34-5	
Tetrachloroethene	ND	mg/kg	0.0051	0.00020	1		09/22/20 15:16	127-18-4	
Toluene	**0.00099J**	mg/kg	0.0051	0.00019	1		09/22/20 15:16	108-88-3	
1,2,3-Trichlorobenzene	ND	mg/kg	0.0051	0.00027	1		09/22/20 15:16	87-61-6	
1,2,4-Trichlorobenzene	ND	mg/kg	0.0051	0.00025	1		09/22/20 15:16	120-82-1	
1,1,1-Trichloroethane	ND	mg/kg	0.0051	0.00022	1		09/22/20 15:16	71-55-6	
1,1,2-Trichloroethane	ND	mg/kg	0.0051	0.00022	1		09/22/20 15:16	79-00-5	
Trichloroethene	**0.039**	mg/kg	0.0051	0.00021	1		09/22/20 15:16	79-01-6	
Trichlorofluoromethane	ND	mg/kg	0.0051	0.00040	1		09/22/20 15:16	75-69-4	
1,2,3-Trichloropropane	ND	mg/kg	0.0051	0.00027	1		09/22/20 15:16	96-18-4	
1,2,4-Trimethylbenzene	**0.00048J**	mg/kg	0.0051	0.00019	1		09/22/20 15:16	95-63-6	
1,3,5-Trimethylbenzene	ND	mg/kg	0.0051	0.00020	1		09/22/20 15:16	108-67-8	
Vinyl acetate	ND	mg/kg	0.10	0.0014	1		09/22/20 15:16	108-05-4	
Vinyl chloride	ND	mg/kg	0.0051	0.00036	1		09/22/20 15:16	75-01-4	
Xylene (Total)	**0.0012J**	mg/kg	0.010	0.00040	1		09/22/20 15:16	1330-20-7	
Surrogates									
Dibromofluoromethane (S)	112	%.	73-133		1		09/22/20 15:16	1868-53-7	
Toluene-d8 (S)	102	%.	73-130		1		09/22/20 15:16	2037-26-5	
4-Bromofluorobenzene (S)	84	%.	55-129		1		09/22/20 15:16	460-00-4	
Percent Moisture	Analytical Method: SM 2540G								
	Pace Analytical Services - Indianapolis								
Percent Moisture	**9.8**	%	0.10	0.10	1		09/18/20 10:21		N2

This report shall not be reproduced, except in full,
without the written consent of Pace Analytical Services, LLC.

Pace Analytical Services, LLC
7726 Moller Road
Indianapolis, IN 46268
(317)228-3100

ANALYTICAL RESULTS

Project: Amphenol
Pace Project No.: 50267608

Sample: GP-33 SL (19.5-20) **Lab ID: 50267608004** Collected: 09/16/20 09:51 Received: 09/17/20 12:35 Matrix: Solid

Results reported on a "dry weight" basis and are adjusted for percent moisture, sample size and any dilutions.

Parameters	Results	Units	Report Limit	MDL	DF	Prepared	Analyzed	CAS No.	Qual
8260 MSV 5035A VOA	Analytical Method: EPA 8260								
	Pace Analytical Services - Indianapolis								
Acetone	**0.011J**	mg/kg	0.081	0.0037	1		09/22/20 00:33	67-64-1	
Acrolein	ND	mg/kg	0.081	0.0044	1		09/22/20 00:33	107-02-8	
Acrylonitrile	ND	mg/kg	0.081	0.0019	1		09/22/20 00:33	107-13-1	
Benzene	ND	mg/kg	0.0041	0.00033	1		09/22/20 00:33	71-43-2	
Bromobenzene	ND	mg/kg	0.0041	0.00033	1		09/22/20 00:33	108-86-1	
Bromochloromethane	ND	mg/kg	0.0041	0.00047	1		09/22/20 00:33	74-97-5	
Bromodichloromethane	ND	mg/kg	0.0041	0.00032	1		09/22/20 00:33	75-27-4	
Bromoform	ND	mg/kg	0.0041	0.00029	1		09/22/20 00:33	75-25-2	
Bromomethane	ND	mg/kg	0.0041	0.0012	1		09/22/20 00:33	74-83-9	
2-Butanone (MEK)	ND	mg/kg	0.020	0.0021	1		09/22/20 00:33	78-93-3	
n-Butylbenzene	ND	mg/kg	0.0041	0.00018	1		09/22/20 00:33	104-51-8	
sec-Butylbenzene	ND	mg/kg	0.0041	0.00021	1		09/22/20 00:33	135-98-8	
tert-Butylbenzene	ND	mg/kg	0.0041	0.00022	1		09/22/20 00:33	98-06-6	
Carbon disulfide	ND	mg/kg	0.0081	0.00032	1		09/22/20 00:33	75-15-0	
Carbon tetrachloride	ND	mg/kg	0.0041	0.00031	1		09/22/20 00:33	56-23-5	
Chlorobenzene	ND	mg/kg	0.0041	0.00031	1		09/22/20 00:33	108-90-7	
Chloroethane	ND	mg/kg	0.0041	0.00033	1		09/22/20 00:33	75-00-3	
Chloroform	ND	mg/kg	0.0041	0.00033	1		09/22/20 00:33	67-66-3	
Chloromethane	ND	mg/kg	0.0041	0.00016	1		09/22/20 00:33	74-87-3	
2-Chlorotoluene	ND	mg/kg	0.0041	0.00025	1		09/22/20 00:33	95-49-8	
4-Chlorotoluene	ND	mg/kg	0.0041	0.00023	1		09/22/20 00:33	106-43-4	
Dibromochloromethane	ND	mg/kg	0.0041	0.00032	1		09/22/20 00:33	124-48-1	
1,2-Dibromoethane (EDB)	ND	mg/kg	0.0041	0.00035	1		09/22/20 00:33	106-93-4	
Dibromomethane	ND	mg/kg	0.0041	0.00041	1		09/22/20 00:33	74-95-3	
1,2-Dichlorobenzene	ND	mg/kg	0.0041	0.00031	1		09/22/20 00:33	95-50-1	
1,3-Dichlorobenzene	ND	mg/kg	0.0041	0.00028	1		09/22/20 00:33	541-73-1	
1,4-Dichlorobenzene	ND	mg/kg	0.0041	0.00026	1		09/22/20 00:33	106-46-7	
trans-1,4-Dichloro-2-butene	ND	mg/kg	0.081	0.00018	1		09/22/20 00:33	110-57-6	
Dichlorodifluoromethane	ND	mg/kg	0.0041	0.00031	1		09/22/20 00:33	75-71-8	
1,1-Dichloroethane	ND	mg/kg	0.0041	0.00032	1		09/22/20 00:33	75-34-3	
1,2-Dichloroethane	ND	mg/kg	0.0041	0.00036	1		09/22/20 00:33	107-06-2	
1,1-Dichloroethene	ND	mg/kg	0.0041	0.00029	1		09/22/20 00:33	75-35-4	
cis-1,2-Dichloroethene	**0.012**	mg/kg	0.0041	0.00035	1		09/22/20 00:33	156-59-2	
trans-1,2-Dichloroethene	**0.0015J**	mg/kg	0.0041	0.00029	1		09/22/20 00:33	156-60-5	
1,2-Dichloropropane	ND	mg/kg	0.0041	0.00038	1		09/22/20 00:33	78-87-5	
1,3-Dichloropropane	ND	mg/kg	0.0041	0.00037	1		09/22/20 00:33	142-28-9	
2,2-Dichloropropane	ND	mg/kg	0.0041	0.00026	1		09/22/20 00:33	594-20-7	
1,1-Dichloropropene	ND	mg/kg	0.0041	0.00027	1		09/22/20 00:33	563-58-6	
cis-1,3-Dichloropropene	ND	mg/kg	0.0041	0.00027	1		09/22/20 00:33	10061-01-5	
trans-1,3-Dichloropropene	ND	mg/kg	0.0041	0.00027	1		09/22/20 00:33	10061-02-6	
Ethylbenzene	ND	mg/kg	0.0041	0.00031	1		09/22/20 00:33	100-41-4	
Ethyl methacrylate	ND	mg/kg	0.081	0.00019	1		09/22/20 00:33	97-63-2	
Hexachloro-1,3-butadiene	ND	mg/kg	0.0041	0.00020	1		09/22/20 00:33	87-68-3	
2-Hexanone	ND	mg/kg	0.081	0.0017	1		09/22/20 00:33	591-78-6	

This report shall not be reproduced, except in full,
without the written consent of Pace Analytical Services, LLC.

Pace Analytical Services, LLC
7726 Moller Road
Indianapolis, IN 46268
(317)228-3100

ANALYTICAL RESULTS

Project: Amphenol
Pace Project No.: 50267608

Sample: GP-33 SL (19.5-20) **Lab ID: 50267608004** Collected: 09/16/20 09:51 Received: 09/17/20 12:35 Matrix: Solid

Results reported on a "dry weight" basis and are adjusted for percent moisture, sample size and any dilutions.

Parameters	Results	Units	Report Limit	MDL	DF	Prepared	Analyzed	CAS No.	Qual
8260 MSV 5035A VOA	Analytical Method: EPA 8260								
	Pace Analytical Services - Indianapolis								
Iodomethane	ND	mg/kg	0.081	0.0024	1		09/22/20 00:33	74-88-4	
Isopropylbenzene (Cumene)	ND	mg/kg	0.0041	0.00024	1		09/22/20 00:33	98-82-8	
p-Isopropyltoluene	ND	mg/kg	0.0041	0.00023	1		09/22/20 00:33	99-87-6	
Methylene Chloride	ND	mg/kg	0.016	0.00085	1		09/22/20 00:33	75-09-2	
4-Methyl-2-pentanone (MIBK)	ND	mg/kg	0.020	0.0020	1		09/22/20 00:33	108-10-1	
Methyl-tert-butyl ether	ND	mg/kg	0.0041	0.00028	1		09/22/20 00:33	1634-04-4	L2
Naphthalene	ND	mg/kg	0.0041	0.00028	1		09/22/20 00:33	91-20-3	
n-Propylbenzene	ND	mg/kg	0.0041	0.00023	1		09/22/20 00:33	103-65-1	
Styrene	ND	mg/kg	0.0041	0.00027	1		09/22/20 00:33	100-42-5	
1,1,1,2-Tetrachloroethane	ND	mg/kg	0.0041	0.00028	1		09/22/20 00:33	630-20-6	
1,1,2,2-Tetrachloroethane	ND	mg/kg	0.0041	0.00035	1		09/22/20 00:33	79-34-5	
Tetrachloroethene	ND	mg/kg	0.0041	0.00019	1		09/22/20 00:33	127-18-4	
Toluene	**0.00073J**	mg/kg	0.0041	0.00033	1		09/22/20 00:33	108-88-3	
1,2,3-Trichlorobenzene	ND	mg/kg	0.0041	0.00023	1		09/22/20 00:33	87-61-6	
1,2,4-Trichlorobenzene	ND	mg/kg	0.0041	0.00019	1		09/22/20 00:33	120-82-1	
1,1,1-Trichloroethane	**0.016**	mg/kg	0.0041	0.00029	1		09/22/20 00:33	71-55-6	
1,1,2-Trichloroethane	ND	mg/kg	0.0041	0.00036	1		09/22/20 00:33	79-00-5	
Trichloroethene	**0.66**	mg/kg	0.20	0.0083	50		09/25/20 05:40	79-01-6	
Trichlorofluoromethane	ND	mg/kg	0.0041	0.00044	1		09/22/20 00:33	75-69-4	
1,2,3-Trichloropropane	ND	mg/kg	0.0041	0.00025	1		09/22/20 00:33	96-18-4	
1,2,4-Trimethylbenzene	ND	mg/kg	0.0041	0.00024	1		09/22/20 00:33	95-63-6	
1,3,5-Trimethylbenzene	ND	mg/kg	0.0041	0.00022	1		09/22/20 00:33	108-67-8	
Vinyl acetate	ND	mg/kg	0.081	0.00075	1		09/22/20 00:33	108-05-4	
Vinyl chloride	ND	mg/kg	0.0041	0.00024	1		09/22/20 00:33	75-01-4	
Xylene (Total)	**0.00056J**	mg/kg	0.0081	0.00054	1		09/22/20 00:33	1330-20-7	
Surrogates									
Dibromofluoromethane (S)	105	%.	73-133		1		09/22/20 00:33	1868-53-7	
Toluene-d8 (S)	115	%.	73-130		1		09/22/20 00:33	2037-26-5	
4-Bromofluorobenzene (S)	79	%.	55-129		1		09/22/20 00:33	460-00-4	
Percent Moisture	Analytical Method: SM 2540G								
	Pace Analytical Services - Indianapolis								
Percent Moisture	**9.2**	%	0.10	0.10	1		09/18/20 10:21		N2

This report shall not be reproduced, except in full,
without the written consent of Pace Analytical Services, LLC.

Pace Analytical Services, LLC
7726 Moller Road
Indianapolis, IN 46268
(317)228-3100

ANALYTICAL RESULTS

Project: Amphenol
Pace Project No.: 50267608

Sample: GP-32 SL (13.0-13.50) **Lab ID: 50267608005** Collected: 09/16/20 11:36 Received: 09/17/20 12:35 Matrix: Solid

Results reported on a "dry weight" basis and are adjusted for percent moisture, sample size and any dilutions.

Parameters	Results	Units	Report Limit	MDL	DF	Prepared	Analyzed	CAS No.	Qual
8260 MSV 5035A VOA	Analytical Method: EPA 8260								
	Pace Analytical Services - Indianapolis								
Acetone	**0.0064J**	mg/kg	0.075	0.0034	1		09/22/20 01:11	67-64-1	
Acrolein	ND	mg/kg	0.075	0.0040	1		09/22/20 01:11	107-02-8	
Acrylonitrile	ND	mg/kg	0.075	0.0018	1		09/22/20 01:11	107-13-1	
Benzene	ND	mg/kg	0.0037	0.00030	1		09/22/20 01:11	71-43-2	
Bromobenzene	ND	mg/kg	0.0037	0.00030	1		09/22/20 01:11	108-86-1	
Bromochloromethane	ND	mg/kg	0.0037	0.00043	1		09/22/20 01:11	74-97-5	
Bromodichloromethane	ND	mg/kg	0.0037	0.00029	1		09/22/20 01:11	75-27-4	
Bromoform	ND	mg/kg	0.0037	0.00027	1		09/22/20 01:11	75-25-2	
Bromomethane	ND	mg/kg	0.0037	0.0011	1		09/22/20 01:11	74-83-9	
2-Butanone (MEK)	ND	mg/kg	0.019	0.0019	1		09/22/20 01:11	78-93-3	
n-Butylbenzene	ND	mg/kg	0.0037	0.00017	1		09/22/20 01:11	104-51-8	
sec-Butylbenzene	ND	mg/kg	0.0037	0.00019	1		09/22/20 01:11	135-98-8	
tert-Butylbenzene	ND	mg/kg	0.0037	0.00020	1		09/22/20 01:11	98-06-6	
Carbon disulfide	ND	mg/kg	0.0075	0.00029	1		09/22/20 01:11	75-15-0	
Carbon tetrachloride	ND	mg/kg	0.0037	0.00029	1		09/22/20 01:11	56-23-5	
Chlorobenzene	ND	mg/kg	0.0037	0.00029	1		09/22/20 01:11	108-90-7	
Chloroethane	ND	mg/kg	0.0037	0.00030	1		09/22/20 01:11	75-00-3	
Chloroform	ND	mg/kg	0.0037	0.00030	1		09/22/20 01:11	67-66-3	
Chloromethane	ND	mg/kg	0.0037	0.00015	1		09/22/20 01:11	74-87-3	
2-Chlorotoluene	ND	mg/kg	0.0037	0.00023	1		09/22/20 01:11	95-49-8	
4-Chlorotoluene	ND	mg/kg	0.0037	0.00021	1		09/22/20 01:11	106-43-4	
Dibromochloromethane	ND	mg/kg	0.0037	0.00030	1		09/22/20 01:11	124-48-1	
1,2-Dibromoethane (EDB)	ND	mg/kg	0.0037	0.00033	1		09/22/20 01:11	106-93-4	
Dibromomethane	ND	mg/kg	0.0037	0.00038	1		09/22/20 01:11	74-95-3	
1,2-Dichlorobenzene	ND	mg/kg	0.0037	0.00029	1		09/22/20 01:11	95-50-1	
1,3-Dichlorobenzene	ND	mg/kg	0.0037	0.00025	1		09/22/20 01:11	541-73-1	
1,4-Dichlorobenzene	ND	mg/kg	0.0037	0.00024	1		09/22/20 01:11	106-46-7	
trans-1,4-Dichloro-2-butene	ND	mg/kg	0.075	0.00016	1		09/22/20 01:11	110-57-6	
Dichlorodifluoromethane	ND	mg/kg	0.0037	0.00028	1		09/22/20 01:11	75-71-8	
1,1-Dichloroethane	ND	mg/kg	0.0037	0.00029	1		09/22/20 01:11	75-34-3	
1,2-Dichloroethane	ND	mg/kg	0.0037	0.00033	1		09/22/20 01:11	107-06-2	
1,1-Dichloroethene	ND	mg/kg	0.0037	0.00027	1		09/22/20 01:11	75-35-4	
cis-1,2-Dichloroethene	ND	mg/kg	0.0037	0.00032	1		09/22/20 01:11	156-59-2	
trans-1,2-Dichloroethene	ND	mg/kg	0.0037	0.00026	1		09/22/20 01:11	156-60-5	
1,2-Dichloropropane	ND	mg/kg	0.0037	0.00035	1		09/22/20 01:11	78-87-5	
1,3-Dichloropropane	ND	mg/kg	0.0037	0.00034	1		09/22/20 01:11	142-28-9	
2,2-Dichloropropane	ND	mg/kg	0.0037	0.00024	1		09/22/20 01:11	594-20-7	
1,1-Dichloropropene	ND	mg/kg	0.0037	0.00025	1		09/22/20 01:11	563-58-6	
cis-1,3-Dichloropropene	ND	mg/kg	0.0037	0.00025	1		09/22/20 01:11	10061-01-5	
trans-1,3-Dichloropropene	ND	mg/kg	0.0037	0.00025	1		09/22/20 01:11	10061-02-6	
Ethylbenzene	ND	mg/kg	0.0037	0.00028	1		09/22/20 01:11	100-41-4	
Ethyl methacrylate	ND	mg/kg	0.075	0.00017	1		09/22/20 01:11	97-63-2	
Hexachloro-1,3-butadiene	ND	mg/kg	0.0037	0.00019	1		09/22/20 01:11	87-68-3	
2-Hexanone	ND	mg/kg	0.075	0.0015	1		09/22/20 01:11	591-78-6	

This report shall not be reproduced, except in full,
without the written consent of Pace Analytical Services, LLC.

Pace Analytical Services, LLC
7726 Moller Road
Indianapolis, IN 46268
(317)228-3100

ANALYTICAL RESULTS

Project: Amphenol
Pace Project No.: 50267608

Sample: GP-32 SL (13.0-13.50) **Lab ID: 50267608005** Collected: 09/16/20 11:36 Received: 09/17/20 12:35 Matrix: Solid

Results reported on a "dry weight" basis and are adjusted for percent moisture, sample size and any dilutions.

Parameters	Results	Units	Report Limit	MDL	DF	Prepared	Analyzed	CAS No.	Qual
8260 MSV 5035A VOA	Analytical Method: EPA 8260								
	Pace Analytical Services - Indianapolis								
Iodomethane	ND	mg/kg	0.075	0.0022	1		09/22/20 01:11	74-88-4	
Isopropylbenzene (Cumene)	ND	mg/kg	0.0037	0.00022	1		09/22/20 01:11	98-82-8	
p-Isopropyltoluene	ND	mg/kg	0.0037	0.00021	1		09/22/20 01:11	99-87-6	
Methylene Chloride	ND	mg/kg	0.015	0.00078	1		09/22/20 01:11	75-09-2	
4-Methyl-2-pentanone (MIBK)	ND	mg/kg	0.019	0.0018	1		09/22/20 01:11	108-10-1	
Methyl-tert-butyl ether	ND	mg/kg	0.0037	0.00025	1		09/22/20 01:11	1634-04-4	L2
Naphthalene	ND	mg/kg	0.0037	0.00026	1		09/22/20 01:11	91-20-3	
n-Propylbenzene	ND	mg/kg	0.0037	0.00021	1		09/22/20 01:11	103-65-1	
Styrene	ND	mg/kg	0.0037	0.00024	1		09/22/20 01:11	100-42-5	
1,1,1,2-Tetrachloroethane	ND	mg/kg	0.0037	0.00026	1		09/22/20 01:11	630-20-6	
1,1,2,2-Tetrachloroethane	ND	mg/kg	0.0037	0.00032	1		09/22/20 01:11	79-34-5	
Tetrachloroethene	ND	mg/kg	0.0037	0.00017	1		09/22/20 01:11	127-18-4	
Toluene	**0.00057J**	mg/kg	0.0037	0.00030	1		09/22/20 01:11	108-88-3	
1,2,3-Trichlorobenzene	ND	mg/kg	0.0037	0.00021	1		09/22/20 01:11	87-61-6	
1,2,4-Trichlorobenzene	ND	mg/kg	0.0037	0.00017	1		09/22/20 01:11	120-82-1	
1,1,1-Trichloroethane	ND	mg/kg	0.0037	0.00027	1		09/22/20 01:11	71-55-6	
1,1,2-Trichloroethane	ND	mg/kg	0.0037	0.00033	1		09/22/20 01:11	79-00-5	
Trichloroethene	**0.026**	mg/kg	0.0037	0.00027	1		09/22/20 01:11	79-01-6	
Trichlorofluoromethane	ND	mg/kg	0.0037	0.00041	1		09/22/20 01:11	75-69-4	
1,2,3-Trichloropropane	ND	mg/kg	0.0037	0.00023	1		09/22/20 01:11	96-18-4	
1,2,4-Trimethylbenzene	ND	mg/kg	0.0037	0.00022	1		09/22/20 01:11	95-63-6	
1,3,5-Trimethylbenzene	ND	mg/kg	0.0037	0.00020	1		09/22/20 01:11	108-67-8	
Vinyl acetate	ND	mg/kg	0.075	0.00069	1		09/22/20 01:11	108-05-4	
Vinyl chloride	ND	mg/kg	0.0037	0.00022	1		09/22/20 01:11	75-01-4	
Xylene (Total)	ND	mg/kg	0.0075	0.00050	1		09/22/20 01:11	1330-20-7	
Surrogates									
Dibromofluoromethane (S)	105	%.	73-133		1		09/22/20 01:11	1868-53-7	
Toluene-d8 (S)	104	%.	73-130		1		09/22/20 01:11	2037-26-5	
4-Bromofluorobenzene (S)	92	%.	55-129		1		09/22/20 01:11	460-00-4	
Percent Moisture	Analytical Method: SM 2540G								
	Pace Analytical Services - Indianapolis								
Percent Moisture	**8.2**	%	0.10	0.10	1		09/18/20 10:21		N2

This report shall not be reproduced, except in full,
without the written consent of Pace Analytical Services, LLC.

Pace Analytical Services, LLC
7726 Moller Road
Indianapolis, IN 46268
(317)228-3100

ANALYTICAL RESULTS

Project: Amphenol
Pace Project No.: 50267608

Sample: GP-32 SL (15.75-16.25) **Lab ID: 50267608006** Collected: 09/16/20 11:33 Received: 09/17/20 12:35 Matrix: Solid

Results reported on a "dry weight" basis and are adjusted for percent moisture, sample size and any dilutions.

Parameters	Results	Units	Report Limit	MDL	DF	Prepared	Analyzed	CAS No.	Qual
8260 MSV 5035A VOA	Analytical Method: EPA 8260								
	Pace Analytical Services - Indianapolis								
Acetone	**0.011J**	mg/kg	0.099	0.0046	1		09/22/20 01:49	67-64-1	
Acrolein	ND	mg/kg	0.099	0.0053	1		09/22/20 01:49	107-02-8	
Acrylonitrile	ND	mg/kg	0.099	0.0023	1		09/22/20 01:49	107-13-1	
Benzene	ND	mg/kg	0.0050	0.00040	1		09/22/20 01:49	71-43-2	
Bromobenzene	ND	mg/kg	0.0050	0.00040	1		09/22/20 01:49	108-86-1	
Bromochloromethane	ND	mg/kg	0.0050	0.00057	1		09/22/20 01:49	74-97-5	
Bromodichloromethane	ND	mg/kg	0.0050	0.00038	1		09/22/20 01:49	75-27-4	
Bromoform	ND	mg/kg	0.0050	0.00035	1		09/22/20 01:49	75-25-2	
Bromomethane	ND	mg/kg	0.0050	0.0015	1		09/22/20 01:49	74-83-9	
2-Butanone (MEK)	ND	mg/kg	0.025	0.0025	1		09/22/20 01:49	78-93-3	
n-Butylbenzene	ND	mg/kg	0.0050	0.00022	1		09/22/20 01:49	104-51-8	
sec-Butylbenzene	ND	mg/kg	0.0050	0.00025	1		09/22/20 01:49	135-98-8	
tert-Butylbenzene	ND	mg/kg	0.0050	0.00027	1		09/22/20 01:49	98-06-6	
Carbon disulfide	ND	mg/kg	0.0099	0.00038	1		09/22/20 01:49	75-15-0	
Carbon tetrachloride	ND	mg/kg	0.0050	0.00038	1		09/22/20 01:49	56-23-5	
Chlorobenzene	ND	mg/kg	0.0050	0.00038	1		09/22/20 01:49	108-90-7	
Chloroethane	ND	mg/kg	0.0050	0.00040	1		09/22/20 01:49	75-00-3	
Chloroform	ND	mg/kg	0.0050	0.00040	1		09/22/20 01:49	67-66-3	
Chloromethane	ND	mg/kg	0.0050	0.00020	1		09/22/20 01:49	74-87-3	
2-Chlorotoluene	ND	mg/kg	0.0050	0.00031	1		09/22/20 01:49	95-49-8	
4-Chlorotoluene	ND	mg/kg	0.0050	0.00028	1		09/22/20 01:49	106-43-4	
Dibromochloromethane	ND	mg/kg	0.0050	0.00039	1		09/22/20 01:49	124-48-1	
1,2-Dibromoethane (EDB)	ND	mg/kg	0.0050	0.00043	1		09/22/20 01:49	106-93-4	
Dibromomethane	ND	mg/kg	0.0050	0.00050	1		09/22/20 01:49	74-95-3	
1,2-Dichlorobenzene	ND	mg/kg	0.0050	0.00038	1		09/22/20 01:49	95-50-1	
1,3-Dichlorobenzene	ND	mg/kg	0.0050	0.00034	1		09/22/20 01:49	541-73-1	
1,4-Dichlorobenzene	ND	mg/kg	0.0050	0.00032	1		09/22/20 01:49	106-46-7	
trans-1,4-Dichloro-2-butene	ND	mg/kg	0.099	0.00022	1		09/22/20 01:49	110-57-6	
Dichlorodifluoromethane	ND	mg/kg	0.0050	0.00038	1		09/22/20 01:49	75-71-8	
1,1-Dichloroethane	ND	mg/kg	0.0050	0.00039	1		09/22/20 01:49	75-34-3	
1,2-Dichloroethane	ND	mg/kg	0.0050	0.00044	1		09/22/20 01:49	107-06-2	
1,1-Dichloroethene	ND	mg/kg	0.0050	0.00035	1		09/22/20 01:49	75-35-4	
cis-1,2-Dichloroethene	ND	mg/kg	0.0050	0.00043	1		09/22/20 01:49	156-59-2	
trans-1,2-Dichloroethene	ND	mg/kg	0.0050	0.00035	1		09/22/20 01:49	156-60-5	
1,2-Dichloropropane	ND	mg/kg	0.0050	0.00046	1		09/22/20 01:49	78-87-5	
1,3-Dichloropropane	ND	mg/kg	0.0050	0.00045	1		09/22/20 01:49	142-28-9	
2,2-Dichloropropane	ND	mg/kg	0.0050	0.00032	1		09/22/20 01:49	594-20-7	
1,1-Dichloropropene	ND	mg/kg	0.0050	0.00033	1		09/22/20 01:49	563-58-6	
cis-1,3-Dichloropropene	ND	mg/kg	0.0050	0.00033	1		09/22/20 01:49	10061-01-5	
trans-1,3-Dichloropropene	ND	mg/kg	0.0050	0.00033	1		09/22/20 01:49	10061-02-6	
Ethylbenzene	ND	mg/kg	0.0050	0.00037	1		09/22/20 01:49	100-41-4	
Ethyl methacrylate	ND	mg/kg	0.099	0.00023	1		09/22/20 01:49	97-63-2	
Hexachloro-1,3-butadiene	ND	mg/kg	0.0050	0.00025	1		09/22/20 01:49	87-68-3	
2-Hexanone	ND	mg/kg	0.099	0.0020	1		09/22/20 01:49	591-78-6	

This report shall not be reproduced, except in full,
without the written consent of Pace Analytical Services, LLC.

Pace Analytical Services, LLC
7726 Moller Road
Indianapolis, IN 46268
(317)228-3100

ANALYTICAL RESULTS

Project: Amphenol
Pace Project No.: 50267608

Sample: GP-32 SL (15.75-16.25) **Lab ID: 50267608006** Collected: 09/16/20 11:33 Received: 09/17/20 12:35 Matrix: Solid

Results reported on a "dry weight" basis and are adjusted for percent moisture, sample size and any dilutions.

Parameters	Results	Units	Report Limit	MDL	DF	Prepared	Analyzed	CAS No.	Qual
8260 MSV 5035A VOA	Analytical Method: EPA 8260								
	Pace Analytical Services - Indianapolis								
Iodomethane	ND	mg/kg	0.099	0.0029	1		09/22/20 01:49	74-88-4	
Isopropylbenzene (Cumene)	ND	mg/kg	0.0050	0.00030	1		09/22/20 01:49	98-82-8	
p-Isopropyltoluene	ND	mg/kg	0.0050	0.00028	1		09/22/20 01:49	99-87-6	
Methylene Chloride	ND	mg/kg	0.020	0.0010	1		09/22/20 01:49	75-09-2	
4-Methyl-2-pentanone (MIBK)	ND	mg/kg	0.025	0.0024	1		09/22/20 01:49	108-10-1	
Methyl-tert-butyl ether	ND	mg/kg	0.0050	0.00033	1		09/22/20 01:49	1634-04-4	L2
Naphthalene	ND	mg/kg	0.0050	0.00034	1		09/22/20 01:49	91-20-3	
n-Propylbenzene	ND	mg/kg	0.0050	0.00027	1		09/22/20 01:49	103-65-1	
Styrene	ND	mg/kg	0.0050	0.00032	1		09/22/20 01:49	100-42-5	
1,1,1,2-Tetrachloroethane	ND	mg/kg	0.0050	0.00034	1		09/22/20 01:49	630-20-6	
1,1,2,2-Tetrachloroethane	ND	mg/kg	0.0050	0.00043	1		09/22/20 01:49	79-34-5	
Tetrachloroethene	ND	mg/kg	0.0050	0.00023	1		09/22/20 01:49	127-18-4	
Toluene	**0.00051J**	mg/kg	0.0050	0.00040	1		09/22/20 01:49	108-88-3	
1,2,3-Trichlorobenzene	ND	mg/kg	0.0050	0.00028	1		09/22/20 01:49	87-61-6	
1,2,4-Trichlorobenzene	ND	mg/kg	0.0050	0.00023	1		09/22/20 01:49	120-82-1	
1,1,1-Trichloroethane	ND	mg/kg	0.0050	0.00035	1		09/22/20 01:49	71-55-6	
1,1,2-Trichloroethane	ND	mg/kg	0.0050	0.00044	1		09/22/20 01:49	79-00-5	
Trichloroethene	**0.034**	mg/kg	0.0050	0.00035	1		09/22/20 01:49	79-01-6	
Trichlorofluoromethane	ND	mg/kg	0.0050	0.00054	1		09/22/20 01:49	75-69-4	
1,2,3-Trichloropropane	ND	mg/kg	0.0050	0.00030	1		09/22/20 01:49	96-18-4	
1,2,4-Trimethylbenzene	ND	mg/kg	0.0050	0.00029	1		09/22/20 01:49	95-63-6	
1,3,5-Trimethylbenzene	ND	mg/kg	0.0050	0.00027	1		09/22/20 01:49	108-67-8	
Vinyl acetate	ND	mg/kg	0.099	0.00092	1		09/22/20 01:49	108-05-4	
Vinyl chloride	ND	mg/kg	0.0050	0.00029	1		09/22/20 01:49	75-01-4	
Xylene (Total)	ND	mg/kg	0.0099	0.00066	1		09/22/20 01:49	1330-20-7	
Surrogates									
Dibromofluoromethane (S)	104	%.	73-133		1		09/22/20 01:49	1868-53-7	
Toluene-d8 (S)	104	%.	73-130		1		09/22/20 01:49	2037-26-5	
4-Bromofluorobenzene (S)	93	%.	55-129		1		09/22/20 01:49	460-00-4	
Percent Moisture	Analytical Method: SM 2540G								
	Pace Analytical Services - Indianapolis								
Percent Moisture	**15.5**	%	0.10	0.10	1		09/18/20 10:21		N2

This report shall not be reproduced, except in full,
without the written consent of Pace Analytical Services, LLC.

Pace Analytical Services, LLC
7726 Moller Road
Indianapolis, IN 46268
(317)228-3100

ANALYTICAL RESULTS

Project: Amphenol
Pace Project No.: 50267608

Sample: GP-32 SL (18.25-18.75) **Lab ID: 50267608007** Collected: 09/16/20 11:30 Received: 09/17/20 12:35 Matrix: Solid

Results reported on a "dry weight" basis and are adjusted for percent moisture, sample size and any dilutions.

Parameters	Results	Units	Report Limit	MDL	DF	Prepared	Analyzed	CAS No.	Qual
8260 MSV 5035A VOA	Analytical Method: EPA 8260								
	Pace Analytical Services - Indianapolis								
Acetone	**0.010J**	mg/kg	0.13	0.0058	1		09/22/20 02:26	67-64-1	
Acrolein	ND	mg/kg	0.13	0.0067	1		09/22/20 02:26	107-02-8	
Acrylonitrile	ND	mg/kg	0.13	0.0029	1		09/22/20 02:26	107-13-1	
Benzene	ND	mg/kg	0.0063	0.00050	1		09/22/20 02:26	71-43-2	
Bromobenzene	ND	mg/kg	0.0063	0.00050	1		09/22/20 02:26	108-86-1	
Bromochloromethane	ND	mg/kg	0.0063	0.00072	1		09/22/20 02:26	74-97-5	
Bromodichloromethane	ND	mg/kg	0.0063	0.00048	1		09/22/20 02:26	75-27-4	
Bromoform	ND	mg/kg	0.0063	0.00044	1		09/22/20 02:26	75-25-2	
Bromomethane	ND	mg/kg	0.0063	0.0018	1		09/22/20 02:26	74-83-9	
2-Butanone (MEK)	ND	mg/kg	0.031	0.0032	1		09/22/20 02:26	78-93-3	
n-Butylbenzene	ND	mg/kg	0.0063	0.00028	1		09/22/20 02:26	104-51-8	
sec-Butylbenzene	ND	mg/kg	0.0063	0.00032	1		09/22/20 02:26	135-98-8	
tert-Butylbenzene	ND	mg/kg	0.0063	0.00034	1		09/22/20 02:26	98-06-6	
Carbon disulfide	ND	mg/kg	0.013	0.00048	1		09/22/20 02:26	75-15-0	
Carbon tetrachloride	ND	mg/kg	0.0063	0.00048	1		09/22/20 02:26	56-23-5	
Chlorobenzene	ND	mg/kg	0.0063	0.00048	1		09/22/20 02:26	108-90-7	
Chloroethane	ND	mg/kg	0.0063	0.00050	1		09/22/20 02:26	75-00-3	
Chloroform	ND	mg/kg	0.0063	0.00051	1		09/22/20 02:26	67-66-3	
Chloromethane	ND	mg/kg	0.0063	0.00025	1		09/22/20 02:26	74-87-3	
2-Chlorotoluene	ND	mg/kg	0.0063	0.00039	1		09/22/20 02:26	95-49-8	
4-Chlorotoluene	ND	mg/kg	0.0063	0.00035	1		09/22/20 02:26	106-43-4	
Dibromochloromethane	ND	mg/kg	0.0063	0.00050	1		09/22/20 02:26	124-48-1	
1,2-Dibromoethane (EDB)	ND	mg/kg	0.0063	0.00054	1		09/22/20 02:26	106-93-4	
Dibromomethane	ND	mg/kg	0.0063	0.00064	1		09/22/20 02:26	74-95-3	
1,2-Dichlorobenzene	ND	mg/kg	0.0063	0.00048	1		09/22/20 02:26	95-50-1	
1,3-Dichlorobenzene	ND	mg/kg	0.0063	0.00042	1		09/22/20 02:26	541-73-1	
1,4-Dichlorobenzene	ND	mg/kg	0.0063	0.00041	1		09/22/20 02:26	106-46-7	
trans-1,4-Dichloro-2-butene	ND	mg/kg	0.13	0.00027	1		09/22/20 02:26	110-57-6	
Dichlorodifluoromethane	ND	mg/kg	0.0063	0.00047	1		09/22/20 02:26	75-71-8	
1,1-Dichloroethane	ND	mg/kg	0.0063	0.00049	1		09/22/20 02:26	75-34-3	
1,2-Dichloroethane	ND	mg/kg	0.0063	0.00056	1		09/22/20 02:26	107-06-2	
1,1-Dichloroethene	ND	mg/kg	0.0063	0.00045	1		09/22/20 02:26	75-35-4	
cis-1,2-Dichloroethene	ND	mg/kg	0.0063	0.00054	1		09/22/20 02:26	156-59-2	
trans-1,2-Dichloroethene	ND	mg/kg	0.0063	0.00044	1		09/22/20 02:26	156-60-5	
1,2-Dichloropropane	ND	mg/kg	0.0063	0.00058	1		09/22/20 02:26	78-87-5	
1,3-Dichloropropane	ND	mg/kg	0.0063	0.00057	1		09/22/20 02:26	142-28-9	
2,2-Dichloropropane	ND	mg/kg	0.0063	0.00040	1		09/22/20 02:26	594-20-7	
1,1-Dichloropropene	ND	mg/kg	0.0063	0.00042	1		09/22/20 02:26	563-58-6	
cis-1,3-Dichloropropene	ND	mg/kg	0.0063	0.00042	1		09/22/20 02:26	10061-01-5	
trans-1,3-Dichloropropene	ND	mg/kg	0.0063	0.00042	1		09/22/20 02:26	10061-02-6	
Ethylbenzene	ND	mg/kg	0.0063	0.00047	1		09/22/20 02:26	100-41-4	
Ethyl methacrylate	ND	mg/kg	0.13	0.00029	1		09/22/20 02:26	97-63-2	
Hexachloro-1,3-butadiene	ND	mg/kg	0.0063	0.00031	1		09/22/20 02:26	87-68-3	
2-Hexanone	ND	mg/kg	0.13	0.0026	1		09/22/20 02:26	591-78-6	

This report shall not be reproduced, except in full,
without the written consent of Pace Analytical Services, LLC.

Pace Analytical Services, LLC
7726 Moller Road
Indianapolis, IN 46268
(317)228-3100

ANALYTICAL RESULTS

Project: Amphenol
Pace Project No.: 50267608

Sample: GP-32 SL (18.25-18.75) **Lab ID: 50267608007** Collected: 09/16/20 11:30 Received: 09/17/20 12:35 Matrix: Solid

Results reported on a "dry weight" basis and are adjusted for percent moisture, sample size and any dilutions.

Parameters	Results	Units	Report Limit	MDL	DF	Prepared	Analyzed	CAS No.	Qual
8260 MSV 5035A VOA	Analytical Method: EPA 8260								
	Pace Analytical Services - Indianapolis								
Iodomethane	ND	mg/kg	0.13	0.0037	1		09/22/20 02:26	74-88-4	
Isopropylbenzene (Cumene)	ND	mg/kg	0.0063	0.00038	1		09/22/20 02:26	98-82-8	
p-Isopropyltoluene	ND	mg/kg	0.0063	0.00035	1		09/22/20 02:26	99-87-6	
Methylene Chloride	ND	mg/kg	0.025	0.0013	1		09/22/20 02:26	75-09-2	
4-Methyl-2-pentanone (MIBK)	ND	mg/kg	0.031	0.0030	1		09/22/20 02:26	108-10-1	
Methyl-tert-butyl ether	ND	mg/kg	0.0063	0.00042	1		09/22/20 02:26	1634-04-4	L2
Naphthalene	ND	mg/kg	0.0063	0.00043	1		09/22/20 02:26	91-20-3	
n-Propylbenzene	ND	mg/kg	0.0063	0.00035	1		09/22/20 02:26	103-65-1	
Styrene	ND	mg/kg	0.0063	0.00041	1		09/22/20 02:26	100-42-5	
1,1,1,2-Tetrachloroethane	ND	mg/kg	0.0063	0.00044	1		09/22/20 02:26	630-20-6	
1,1,2,2-Tetrachloroethane	ND	mg/kg	0.0063	0.00054	1		09/22/20 02:26	79-34-5	
Tetrachloroethene	ND	mg/kg	0.0063	0.00029	1		09/22/20 02:26	127-18-4	
Toluene	**0.00070J**	mg/kg	0.0063	0.00050	1		09/22/20 02:26	108-88-3	
1,2,3-Trichlorobenzene	ND	mg/kg	0.0063	0.00036	1		09/22/20 02:26	87-61-6	
1,2,4-Trichlorobenzene	ND	mg/kg	0.0063	0.00029	1		09/22/20 02:26	120-82-1	
1,1,1-Trichloroethane	**0.0025J**	mg/kg	0.0063	0.00045	1		09/22/20 02:26	71-55-6	
1,1,2-Trichloroethane	ND	mg/kg	0.0063	0.00056	1		09/22/20 02:26	79-00-5	
Trichloroethene	**0.099**	mg/kg	0.0063	0.00044	1		09/22/20 02:26	79-01-6	
Trichlorofluoromethane	ND	mg/kg	0.0063	0.00068	1		09/22/20 02:26	75-69-4	
1,2,3-Trichloropropane	ND	mg/kg	0.0063	0.00038	1		09/22/20 02:26	96-18-4	
1,2,4-Trimethylbenzene	ND	mg/kg	0.0063	0.00037	1		09/22/20 02:26	95-63-6	
1,3,5-Trimethylbenzene	ND	mg/kg	0.0063	0.00034	1		09/22/20 02:26	108-67-8	
Vinyl acetate	ND	mg/kg	0.13	0.0012	1		09/22/20 02:26	108-05-4	
Vinyl chloride	ND	mg/kg	0.0063	0.00037	1		09/22/20 02:26	75-01-4	
Xylene (Total)	ND	mg/kg	0.013	0.00084	1		09/22/20 02:26	1330-20-7	
Surrogates									
Dibromofluoromethane (S)	104	%.	73-133		1		09/22/20 02:26	1868-53-7	
Toluene-d8 (S)	105	%.	73-130		1		09/22/20 02:26	2037-26-5	
4-Bromofluorobenzene (S)	93	%.	55-129		1		09/22/20 02:26	460-00-4	
Percent Moisture	Analytical Method: SM 2540G								
	Pace Analytical Services - Indianapolis								
Percent Moisture	**9.2**	%	0.10	0.10	1		09/18/20 10:21		N2

This report shall not be reproduced, except in full,
without the written consent of Pace Analytical Services, LLC.

Pace Analytical Services, LLC
7726 Moller Road
Indianapolis, IN 46268
(317)228-3100

ANALYTICAL RESULTS

Project: Amphenol
Pace Project No.: 50267608

Sample: GP-32 SL (18.75-19.25) **Lab ID: 50267608008** Collected: 09/16/20 11:27 Received: 09/17/20 12:35 Matrix: Solid

Results reported on a "dry weight" basis and are adjusted for percent moisture, sample size and any dilutions.

Parameters	Results	Units	Report Limit	MDL	DF	Prepared	Analyzed	CAS No.	Qual
8260 MSV 5035A VOA	Analytical Method: EPA 8260								
	Pace Analytical Services - Indianapolis								
Acetone	**0.013J**	mg/kg	0.075	0.0035	1		09/22/20 03:04	67-64-1	
Acrolein	ND	mg/kg	0.075	0.0040	1		09/22/20 03:04	107-02-8	
Acrylonitrile	ND	mg/kg	0.075	0.0018	1		09/22/20 03:04	107-13-1	
Benzene	ND	mg/kg	0.0037	0.00030	1		09/22/20 03:04	71-43-2	
Bromobenzene	ND	mg/kg	0.0037	0.00030	1		09/22/20 03:04	108-86-1	
Bromochloromethane	ND	mg/kg	0.0037	0.00043	1		09/22/20 03:04	74-97-5	
Bromodichloromethane	ND	mg/kg	0.0037	0.00029	1		09/22/20 03:04	75-27-4	
Bromoform	ND	mg/kg	0.0037	0.00027	1		09/22/20 03:04	75-25-2	
Bromomethane	ND	mg/kg	0.0037	0.0011	1		09/22/20 03:04	74-83-9	
2-Butanone (MEK)	ND	mg/kg	0.019	0.0019	1		09/22/20 03:04	78-93-3	
n-Butylbenzene	ND	mg/kg	0.0037	0.00017	1		09/22/20 03:04	104-51-8	
sec-Butylbenzene	ND	mg/kg	0.0037	0.00019	1		09/22/20 03:04	135-98-8	
tert-Butylbenzene	ND	mg/kg	0.0037	0.00020	1		09/22/20 03:04	98-06-6	
Carbon disulfide	ND	mg/kg	0.0075	0.00029	1		09/22/20 03:04	75-15-0	
Carbon tetrachloride	ND	mg/kg	0.0037	0.00029	1		09/22/20 03:04	56-23-5	
Chlorobenzene	ND	mg/kg	0.0037	0.00029	1		09/22/20 03:04	108-90-7	
Chloroethane	ND	mg/kg	0.0037	0.00030	1		09/22/20 03:04	75-00-3	
Chloroform	ND	mg/kg	0.0037	0.00031	1		09/22/20 03:04	67-66-3	
Chloromethane	ND	mg/kg	0.0037	0.00015	1		09/22/20 03:04	74-87-3	
2-Chlorotoluene	ND	mg/kg	0.0037	0.00023	1		09/22/20 03:04	95-49-8	
4-Chlorotoluene	ND	mg/kg	0.0037	0.00021	1		09/22/20 03:04	106-43-4	
Dibromochloromethane	ND	mg/kg	0.0037	0.00030	1		09/22/20 03:04	124-48-1	
1,2-Dibromoethane (EDB)	ND	mg/kg	0.0037	0.00033	1		09/22/20 03:04	106-93-4	
Dibromomethane	ND	mg/kg	0.0037	0.00038	1		09/22/20 03:04	74-95-3	
1,2-Dichlorobenzene	ND	mg/kg	0.0037	0.00029	1		09/22/20 03:04	95-50-1	
1,3-Dichlorobenzene	ND	mg/kg	0.0037	0.00025	1		09/22/20 03:04	541-73-1	
1,4-Dichlorobenzene	ND	mg/kg	0.0037	0.00024	1		09/22/20 03:04	106-46-7	
trans-1,4-Dichloro-2-butene	ND	mg/kg	0.075	0.00016	1		09/22/20 03:04	110-57-6	
Dichlorodifluoromethane	ND	mg/kg	0.0037	0.00028	1		09/22/20 03:04	75-71-8	
1,1-Dichloroethane	ND	mg/kg	0.0037	0.00029	1		09/22/20 03:04	75-34-3	
1,2-Dichloroethane	ND	mg/kg	0.0037	0.00033	1		09/22/20 03:04	107-06-2	
1,1-Dichloroethene	ND	mg/kg	0.0037	0.00027	1		09/22/20 03:04	75-35-4	
cis-1,2-Dichloroethene	**0.020**	mg/kg	0.0037	0.00032	1		09/22/20 03:04	156-59-2	
trans-1,2-Dichloroethene	**0.0023J**	mg/kg	0.0037	0.00026	1		09/22/20 03:04	156-60-5	
1,2-Dichloropropane	ND	mg/kg	0.0037	0.00035	1		09/22/20 03:04	78-87-5	
1,3-Dichloropropane	ND	mg/kg	0.0037	0.00034	1		09/22/20 03:04	142-28-9	
2,2-Dichloropropane	ND	mg/kg	0.0037	0.00024	1		09/22/20 03:04	594-20-7	
1,1-Dichloropropene	ND	mg/kg	0.0037	0.00025	1		09/22/20 03:04	563-58-6	
cis-1,3-Dichloropropene	ND	mg/kg	0.0037	0.00025	1		09/22/20 03:04	10061-01-5	
trans-1,3-Dichloropropene	ND	mg/kg	0.0037	0.00025	1		09/22/20 03:04	10061-02-6	
Ethylbenzene	ND	mg/kg	0.0037	0.00028	1		09/22/20 03:04	100-41-4	
Ethyl methacrylate	ND	mg/kg	0.075	0.00017	1		09/22/20 03:04	97-63-2	
Hexachloro-1,3-butadiene	ND	mg/kg	0.0037	0.00019	1		09/22/20 03:04	87-68-3	
2-Hexanone	ND	mg/kg	0.075	0.0015	1		09/22/20 03:04	591-78-6	

This report shall not be reproduced, except in full,
without the written consent of Pace Analytical Services, LLC.

Pace Analytical Services, LLC
7726 Moller Road
Indianapolis, IN 46268
(317)228-3100

ANALYTICAL RESULTS

Project: Amphenol
Pace Project No.: 50267608

Sample: GP-32 SL (18.75-19.25) **Lab ID: 50267608008** Collected: 09/16/20 11:27 Received: 09/17/20 12:35 Matrix: Solid

Results reported on a "dry weight" basis and are adjusted for percent moisture, sample size and any dilutions.

Parameters	Results	Units	Report Limit	MDL	DF	Prepared	Analyzed	CAS No.	Qual
8260 MSV 5035A VOA	Analytical Method: EPA 8260								
	Pace Analytical Services - Indianapolis								
Iodomethane	ND	mg/kg	0.075	0.0022	1		09/22/20 03:04	74-88-4	
Isopropylbenzene (Cumene)	ND	mg/kg	0.0037	0.00022	1		09/22/20 03:04	98-82-8	
p-Isopropyltoluene	ND	mg/kg	0.0037	0.00021	1		09/22/20 03:04	99-87-6	
Methylene Chloride	ND	mg/kg	0.015	0.00078	1		09/22/20 03:04	75-09-2	
4-Methyl-2-pentanone (MIBK)	ND	mg/kg	0.019	0.0018	1		09/22/20 03:04	108-10-1	
Methyl-tert-butyl ether	ND	mg/kg	0.0037	0.00025	1		09/22/20 03:04	1634-04-4	L2
Naphthalene	ND	mg/kg	0.0037	0.00026	1		09/22/20 03:04	91-20-3	
n-Propylbenzene	ND	mg/kg	0.0037	0.00021	1		09/22/20 03:04	103-65-1	
Styrene	ND	mg/kg	0.0037	0.00024	1		09/22/20 03:04	100-42-5	
1,1,1,2-Tetrachloroethane	ND	mg/kg	0.0037	0.00026	1		09/22/20 03:04	630-20-6	
1,1,2,2-Tetrachloroethane	ND	mg/kg	0.0037	0.00032	1		09/22/20 03:04	79-34-5	
Tetrachloroethene	ND	mg/kg	0.0037	0.00017	1		09/22/20 03:04	127-18-4	
Toluene	**0.00064J**	mg/kg	0.0037	0.00030	1		09/22/20 03:04	108-88-3	
1,2,3-Trichlorobenzene	ND	mg/kg	0.0037	0.00021	1		09/22/20 03:04	87-61-6	
1,2,4-Trichlorobenzene	ND	mg/kg	0.0037	0.00017	1		09/22/20 03:04	120-82-1	
1,1,1-Trichloroethane	**0.016**	mg/kg	0.0037	0.00027	1		09/22/20 03:04	71-55-6	
1,1,2-Trichloroethane	ND	mg/kg	0.0037	0.00034	1		09/22/20 03:04	79-00-5	
Trichloroethene	**0.18J**	mg/kg	0.19	0.0081	50		09/23/20 19:21	79-01-6	
Trichlorofluoromethane	ND	mg/kg	0.0037	0.00041	1		09/22/20 03:04	75-69-4	
1,2,3-Trichloropropane	ND	mg/kg	0.0037	0.00023	1		09/22/20 03:04	96-18-4	
1,2,4-Trimethylbenzene	ND	mg/kg	0.0037	0.00022	1		09/22/20 03:04	95-63-6	
1,3,5-Trimethylbenzene	ND	mg/kg	0.0037	0.00020	1		09/22/20 03:04	108-67-8	
Vinyl acetate	ND	mg/kg	0.075	0.00069	1		09/22/20 03:04	108-05-4	
Vinyl chloride	ND	mg/kg	0.0037	0.00022	1		09/22/20 03:04	75-01-4	
Xylene (Total)	ND	mg/kg	0.0075	0.00050	1		09/22/20 03:04	1330-20-7	
Surrogates									
Dibromofluoromethane (S)	106	%.	73-133		1		09/22/20 03:04	1868-53-7	
Toluene-d8 (S)	120	%.	73-130		1		09/22/20 03:04	2037-26-5	
4-Bromofluorobenzene (S)	77	%.	55-129		1		09/22/20 03:04	460-00-4	
Percent Moisture	Analytical Method: SM 2540G								
	Pace Analytical Services - Indianapolis								
Percent Moisture	**9.0**	%	0.10	0.10	1		09/18/20 10:21		N2

This report shall not be reproduced, except in full,
without the written consent of Pace Analytical Services, LLC.

Pace Analytical Services, LLC
7726 Moller Road
Indianapolis, IN 46268
(317)228-3100

ANALYTICAL RESULTS

Project: Amphenol
Pace Project No.: 50267608

Sample: GP-31 SL (11.5-12.00) **Lab ID: 50267608009** Collected: 09/16/20 13:30 Received: 09/17/20 12:35 Matrix: Solid

Results reported on a "dry weight" basis and are adjusted for percent moisture, sample size and any dilutions.

Parameters	Results	Units	Report Limit	MDL	DF	Prepared	Analyzed	CAS No.	Qual
8260 MSV 5035A VOA	Analytical Method: EPA 8260								
	Pace Analytical Services - Indianapolis								
Acetone	**0.014J**	mg/kg	0.11	0.0049	1		09/22/20 03:42	67-64-1	
Acrolein	ND	mg/kg	0.11	0.0057	1		09/22/20 03:42	107-02-8	
Acrylonitrile	ND	mg/kg	0.11	0.0025	1		09/22/20 03:42	107-13-1	
Benzene	ND	mg/kg	0.0053	0.00042	1		09/22/20 03:42	71-43-2	
Bromobenzene	ND	mg/kg	0.0053	0.00042	1		09/22/20 03:42	108-86-1	
Bromochloromethane	ND	mg/kg	0.0053	0.00061	1		09/22/20 03:42	74-97-5	
Bromodichloromethane	ND	mg/kg	0.0053	0.00041	1		09/22/20 03:42	75-27-4	
Bromoform	ND	mg/kg	0.0053	0.00037	1		09/22/20 03:42	75-25-2	
Bromomethane	ND	mg/kg	0.0053	0.0015	1		09/22/20 03:42	74-83-9	
2-Butanone (MEK)	ND	mg/kg	0.026	0.0027	1		09/22/20 03:42	78-93-3	
n-Butylbenzene	ND	mg/kg	0.0053	0.00024	1		09/22/20 03:42	104-51-8	
sec-Butylbenzene	ND	mg/kg	0.0053	0.00027	1		09/22/20 03:42	135-98-8	
tert-Butylbenzene	ND	mg/kg	0.0053	0.00028	1		09/22/20 03:42	98-06-6	
Carbon disulfide	ND	mg/kg	0.011	0.00041	1		09/22/20 03:42	75-15-0	
Carbon tetrachloride	ND	mg/kg	0.0053	0.00040	1		09/22/20 03:42	56-23-5	
Chlorobenzene	ND	mg/kg	0.0053	0.00040	1		09/22/20 03:42	108-90-7	
Chloroethane	ND	mg/kg	0.0053	0.00043	1		09/22/20 03:42	75-00-3	
Chloroform	ND	mg/kg	0.0053	0.00043	1		09/22/20 03:42	67-66-3	
Chloromethane	ND	mg/kg	0.0053	0.00021	1		09/22/20 03:42	74-87-3	
2-Chlorotoluene	ND	mg/kg	0.0053	0.00033	1		09/22/20 03:42	95-49-8	
4-Chlorotoluene	ND	mg/kg	0.0053	0.00030	1		09/22/20 03:42	106-43-4	
Dibromochloromethane	ND	mg/kg	0.0053	0.00042	1		09/22/20 03:42	124-48-1	
1,2-Dibromoethane (EDB)	ND	mg/kg	0.0053	0.00046	1		09/22/20 03:42	106-93-4	
Dibromomethane	ND	mg/kg	0.0053	0.00054	1		09/22/20 03:42	74-95-3	
1,2-Dichlorobenzene	ND	mg/kg	0.0053	0.00040	1		09/22/20 03:42	95-50-1	
1,3-Dichlorobenzene	ND	mg/kg	0.0053	0.00036	1		09/22/20 03:42	541-73-1	
1,4-Dichlorobenzene	ND	mg/kg	0.0053	0.00034	1		09/22/20 03:42	106-46-7	
trans-1,4-Dichloro-2-butene	ND	mg/kg	0.11	0.00023	1		09/22/20 03:42	110-57-6	
Dichlorodifluoromethane	ND	mg/kg	0.0053	0.00040	1		09/22/20 03:42	75-71-8	
1,1-Dichloroethane	ND	mg/kg	0.0053	0.00042	1		09/22/20 03:42	75-34-3	
1,2-Dichloroethane	ND	mg/kg	0.0053	0.00047	1		09/22/20 03:42	107-06-2	
1,1-Dichloroethene	ND	mg/kg	0.0053	0.00038	1		09/22/20 03:42	75-35-4	
cis-1,2-Dichloroethene	ND	mg/kg	0.0053	0.00046	1		09/22/20 03:42	156-59-2	
trans-1,2-Dichloroethene	ND	mg/kg	0.0053	0.00037	1		09/22/20 03:42	156-60-5	
1,2-Dichloropropane	ND	mg/kg	0.0053	0.00049	1		09/22/20 03:42	78-87-5	
1,3-Dichloropropane	ND	mg/kg	0.0053	0.00048	1		09/22/20 03:42	142-28-9	
2,2-Dichloropropane	ND	mg/kg	0.0053	0.00034	1		09/22/20 03:42	594-20-7	
1,1-Dichloropropene	ND	mg/kg	0.0053	0.00035	1		09/22/20 03:42	563-58-6	
cis-1,3-Dichloropropene	ND	mg/kg	0.0053	0.00035	1		09/22/20 03:42	10061-01-5	
trans-1,3-Dichloropropene	ND	mg/kg	0.0053	0.00036	1		09/22/20 03:42	10061-02-6	
Ethylbenzene	ND	mg/kg	0.0053	0.00040	1		09/22/20 03:42	100-41-4	
Ethyl methacrylate	ND	mg/kg	0.11	0.00024	1		09/22/20 03:42	97-63-2	
Hexachloro-1,3-butadiene	ND	mg/kg	0.0053	0.00026	1		09/22/20 03:42	87-68-3	
2-Hexanone	ND	mg/kg	0.11	0.0022	1		09/22/20 03:42	591-78-6	

This report shall not be reproduced, except in full,
without the written consent of Pace Analytical Services, LLC.

Pace Analytical Services, LLC
7726 Moller Road
Indianapolis, IN 46268
(317)228-3100

ANALYTICAL RESULTS

Project: Amphenol
Pace Project No.: 50267608

Sample: GP-31 SL (11.5-12.00) **Lab ID: 50267608009** Collected: 09/16/20 13:30 Received: 09/17/20 12:35 Matrix: Solid

Results reported on a "dry weight" basis and are adjusted for percent moisture, sample size and any dilutions.

Parameters	Results	Units	Report Limit	MDL	DF	Prepared	Analyzed	CAS No.	Qual
8260 MSV 5035A VOA	Analytical Method: EPA 8260								
	Pace Analytical Services - Indianapolis								
Iodomethane	ND	mg/kg	0.11	0.0031	1		09/22/20 03:42	74-88-4	
Isopropylbenzene (Cumene)	ND	mg/kg	0.0053	0.00032	1		09/22/20 03:42	98-82-8	
p-Isopropyltoluene	ND	mg/kg	0.0053	0.00029	1		09/22/20 03:42	99-87-6	
Methylene Chloride	ND	mg/kg	0.021	0.0011	1		09/22/20 03:42	75-09-2	
4-Methyl-2-pentanone (MIBK)	ND	mg/kg	0.026	0.0026	1		09/22/20 03:42	108-10-1	
Methyl-tert-butyl ether	ND	mg/kg	0.0053	0.00036	1		09/22/20 03:42	1634-04-4	L2
Naphthalene	ND	mg/kg	0.0053	0.00036	1		09/22/20 03:42	91-20-3	
n-Propylbenzene	ND	mg/kg	0.0053	0.00029	1		09/22/20 03:42	103-65-1	
Styrene	ND	mg/kg	0.0053	0.00034	1		09/22/20 03:42	100-42-5	
1,1,1,2-Tetrachloroethane	ND	mg/kg	0.0053	0.00037	1		09/22/20 03:42	630-20-6	
1,1,2,2-Tetrachloroethane	ND	mg/kg	0.0053	0.00045	1		09/22/20 03:42	79-34-5	
Tetrachloroethene	ND	mg/kg	0.0053	0.00024	1		09/22/20 03:42	127-18-4	
Toluene	**0.00057J**	mg/kg	0.0053	0.00043	1		09/22/20 03:42	108-88-3	
1,2,3-Trichlorobenzene	ND	mg/kg	0.0053	0.00030	1		09/22/20 03:42	87-61-6	
1,2,4-Trichlorobenzene	ND	mg/kg	0.0053	0.00024	1		09/22/20 03:42	120-82-1	
1,1,1-Trichloroethane	ND	mg/kg	0.0053	0.00038	1		09/22/20 03:42	71-55-6	
1,1,2-Trichloroethane	ND	mg/kg	0.0053	0.00047	1		09/22/20 03:42	79-00-5	
Trichloroethene	**0.0014J**	mg/kg	0.0053	0.00038	1		09/22/20 03:42	79-01-6	
Trichlorofluoromethane	ND	mg/kg	0.0053	0.00058	1		09/22/20 03:42	75-69-4	
1,2,3-Trichloropropane	ND	mg/kg	0.0053	0.00032	1		09/22/20 03:42	96-18-4	
1,2,4-Trimethylbenzene	**0.00036J**	mg/kg	0.0053	0.00031	1		09/22/20 03:42	95-63-6	
1,3,5-Trimethylbenzene	ND	mg/kg	0.0053	0.00029	1		09/22/20 03:42	108-67-8	
Vinyl acetate	ND	mg/kg	0.11	0.00098	1		09/22/20 03:42	108-05-4	
Vinyl chloride	ND	mg/kg	0.0053	0.00031	1		09/22/20 03:42	75-01-4	
Xylene (Total)	ND	mg/kg	0.011	0.00071	1		09/22/20 03:42	1330-20-7	
Surrogates									
Dibromofluoromethane (S)	104	%.	73-133		1		09/22/20 03:42	1868-53-7	
Toluene-d8 (S)	104	%.	73-130		1		09/22/20 03:42	2037-26-5	
4-Bromofluorobenzene (S)	93	%.	55-129		1		09/22/20 03:42	460-00-4	
Percent Moisture	Analytical Method: SM 2540G								
	Pace Analytical Services - Indianapolis								
Percent Moisture	**8.7**	%	0.10	0.10	1		09/18/20 10:22		N2

This report shall not be reproduced, except in full,
without the written consent of Pace Analytical Services, LLC.

Pace Analytical Services, LLC
7726 Moller Road
Indianapolis, IN 46268
(317)228-3100

ANALYTICAL RESULTS

Project: Amphenol
Pace Project No.: 50267608

Sample: GP-31 SL (15-15.5) **Lab ID: 50267608010** Collected: 09/16/20 13:27 Received: 09/17/20 12:35 Matrix: Solid

Results reported on a "dry weight" basis and are adjusted for percent moisture, sample size and any dilutions.

Parameters	Results	Units	Report Limit	MDL	DF	Prepared	Analyzed	CAS No.	Qual
8260 MSV 5035A VOA	Analytical Method: EPA 8260								
	Pace Analytical Services - Indianapolis								
Acetone	**0.0082J**	mg/kg	0.082	0.0038	1		09/22/20 04:20	67-64-1	
Acrolein	ND	mg/kg	0.082	0.0044	1		09/22/20 04:20	107-02-8	
Acrylonitrile	ND	mg/kg	0.082	0.0019	1		09/22/20 04:20	107-13-1	
Benzene	ND	mg/kg	0.0041	0.00033	1		09/22/20 04:20	71-43-2	
Bromobenzene	ND	mg/kg	0.0041	0.00033	1		09/22/20 04:20	108-86-1	
Bromochloromethane	ND	mg/kg	0.0041	0.00047	1		09/22/20 04:20	74-97-5	
Bromodichloromethane	ND	mg/kg	0.0041	0.00032	1		09/22/20 04:20	75-27-4	
Bromoform	ND	mg/kg	0.0041	0.00029	1		09/22/20 04:20	75-25-2	
Bromomethane	ND	mg/kg	0.0041	0.0012	1		09/22/20 04:20	74-83-9	
2-Butanone (MEK)	ND	mg/kg	0.021	0.0021	1		09/22/20 04:20	78-93-3	
n-Butylbenzene	ND	mg/kg	0.0041	0.00019	1		09/22/20 04:20	104-51-8	
sec-Butylbenzene	ND	mg/kg	0.0041	0.00021	1		09/22/20 04:20	135-98-8	
tert-Butylbenzene	ND	mg/kg	0.0041	0.00022	1		09/22/20 04:20	98-06-6	
Carbon disulfide	ND	mg/kg	0.0082	0.00032	1		09/22/20 04:20	75-15-0	
Carbon tetrachloride	ND	mg/kg	0.0041	0.00031	1		09/22/20 04:20	56-23-5	
Chlorobenzene	**0.00055J**	mg/kg	0.0041	0.00031	1		09/22/20 04:20	108-90-7	
Chloroethane	ND	mg/kg	0.0041	0.00033	1		09/22/20 04:20	75-00-3	
Chloroform	ND	mg/kg	0.0041	0.00033	1		09/22/20 04:20	67-66-3	
Chloromethane	ND	mg/kg	0.0041	0.00016	1		09/22/20 04:20	74-87-3	
2-Chlorotoluene	ND	mg/kg	0.0041	0.00026	1		09/22/20 04:20	95-49-8	
4-Chlorotoluene	ND	mg/kg	0.0041	0.00023	1		09/22/20 04:20	106-43-4	
Dibromochloromethane	ND	mg/kg	0.0041	0.00033	1		09/22/20 04:20	124-48-1	
1,2-Dibromoethane (EDB)	ND	mg/kg	0.0041	0.00036	1		09/22/20 04:20	106-93-4	
Dibromomethane	ND	mg/kg	0.0041	0.00042	1		09/22/20 04:20	74-95-3	
1,2-Dichlorobenzene	ND	mg/kg	0.0041	0.00031	1		09/22/20 04:20	95-50-1	
1,3-Dichlorobenzene	ND	mg/kg	0.0041	0.00028	1		09/22/20 04:20	541-73-1	
1,4-Dichlorobenzene	ND	mg/kg	0.0041	0.00027	1		09/22/20 04:20	106-46-7	
trans-1,4-Dichloro-2-butene	ND	mg/kg	0.082	0.00018	1		09/22/20 04:20	110-57-6	
Dichlorodifluoromethane	ND	mg/kg	0.0041	0.00031	1		09/22/20 04:20	75-71-8	
1,1-Dichloroethane	ND	mg/kg	0.0041	0.00032	1		09/22/20 04:20	75-34-3	
1,2-Dichloroethane	ND	mg/kg	0.0041	0.00037	1		09/22/20 04:20	107-06-2	
1,1-Dichloroethene	ND	mg/kg	0.0041	0.00029	1		09/22/20 04:20	75-35-4	
cis-1,2-Dichloroethene	ND	mg/kg	0.0041	0.00036	1		09/22/20 04:20	156-59-2	
trans-1,2-Dichloroethene	ND	mg/kg	0.0041	0.00029	1		09/22/20 04:20	156-60-5	
1,2-Dichloropropane	ND	mg/kg	0.0041	0.00038	1		09/22/20 04:20	78-87-5	
1,3-Dichloropropane	ND	mg/kg	0.0041	0.00037	1		09/22/20 04:20	142-28-9	
2,2-Dichloropropane	ND	mg/kg	0.0041	0.00027	1		09/22/20 04:20	594-20-7	
1,1-Dichloropropene	ND	mg/kg	0.0041	0.00027	1		09/22/20 04:20	563-58-6	
cis-1,3-Dichloropropene	ND	mg/kg	0.0041	0.00027	1		09/22/20 04:20	10061-01-5	
trans-1,3-Dichloropropene	ND	mg/kg	0.0041	0.00028	1		09/22/20 04:20	10061-02-6	
Ethylbenzene	**0.00044J**	mg/kg	0.0041	0.00031	1		09/22/20 04:20	100-41-4	
Ethyl methacrylate	ND	mg/kg	0.082	0.00019	1		09/22/20 04:20	97-63-2	
Hexachloro-1,3-butadiene	ND	mg/kg	0.0041	0.00020	1		09/22/20 04:20	87-68-3	
2-Hexanone	ND	mg/kg	0.082	0.0017	1		09/22/20 04:20	591-78-6	

This report shall not be reproduced, except in full,
without the written consent of Pace Analytical Services, LLC.

Pace Analytical Services, LLC
7726 Moller Road
Indianapolis, IN 46268
(317)228-3100

ANALYTICAL RESULTS

Project: Amphenol
Pace Project No.: 50267608

Sample: GP-31 SL (15-15.5) **Lab ID: 50267608010** Collected: 09/16/20 13:27 Received: 09/17/20 12:35 Matrix: Solid

Results reported on a "dry weight" basis and are adjusted for percent moisture, sample size and any dilutions.

Parameters	Results	Units	Report Limit	MDL	DF	Prepared	Analyzed	CAS No.	Qual
8260 MSV 5035A VOA	Analytical Method: EPA 8260								
	Pace Analytical Services - Indianapolis								
Iodomethane	ND	mg/kg	0.082	0.0024	1		09/22/20 04:20	74-88-4	
Isopropylbenzene (Cumene)	ND	mg/kg	0.0041	0.00025	1		09/22/20 04:20	98-82-8	
p-Isopropyltoluene	ND	mg/kg	0.0041	0.00023	1		09/22/20 04:20	99-87-6	
Methylene Chloride	**0.0045J**	mg/kg	0.016	0.00086	1		09/22/20 04:20	75-09-2	
4-Methyl-2-pentanone (MIBK)	ND	mg/kg	0.021	0.0020	1		09/22/20 04:20	108-10-1	
Methyl-tert-butyl ether	ND	mg/kg	0.0041	0.00028	1		09/22/20 04:20	1634-04-4	L2
Naphthalene	ND	mg/kg	0.0041	0.00028	1		09/22/20 04:20	91-20-3	
n-Propylbenzene	ND	mg/kg	0.0041	0.00023	1		09/22/20 04:20	103-65-1	
Styrene	ND	mg/kg	0.0041	0.00027	1		09/22/20 04:20	100-42-5	
1,1,1,2-Tetrachloroethane	ND	mg/kg	0.0041	0.00029	1		09/22/20 04:20	630-20-6	
1,1,2,2-Tetrachloroethane	ND	mg/kg	0.0041	0.00035	1		09/22/20 04:20	79-34-5	
Tetrachloroethene	ND	mg/kg	0.0041	0.00019	1		09/22/20 04:20	127-18-4	
Toluene	**0.00049J**	mg/kg	0.0041	0.00033	1		09/22/20 04:20	108-88-3	
1,2,3-Trichlorobenzene	ND	mg/kg	0.0041	0.00023	1		09/22/20 04:20	87-61-6	
1,2,4-Trichlorobenzene	ND	mg/kg	0.0041	0.00019	1		09/22/20 04:20	120-82-1	
1,1,1-Trichloroethane	ND	mg/kg	0.0041	0.00029	1		09/22/20 04:20	71-55-6	
1,1,2-Trichloroethane	ND	mg/kg	0.0041	0.00037	1		09/22/20 04:20	79-00-5	
Trichloroethene	**0.00064J**	mg/kg	0.0041	0.00029	1		09/22/20 04:20	79-01-6	
Trichlorofluoromethane	ND	mg/kg	0.0041	0.00045	1		09/22/20 04:20	75-69-4	
1,2,3-Trichloropropane	ND	mg/kg	0.0041	0.00025	1		09/22/20 04:20	96-18-4	
1,2,4-Trimethylbenzene	ND	mg/kg	0.0041	0.00024	1		09/22/20 04:20	95-63-6	
1,3,5-Trimethylbenzene	ND	mg/kg	0.0041	0.00022	1		09/22/20 04:20	108-67-8	
Vinyl acetate	ND	mg/kg	0.082	0.00076	1		09/22/20 04:20	108-05-4	
Vinyl chloride	ND	mg/kg	0.0041	0.00024	1		09/22/20 04:20	75-01-4	
Xylene (Total)	**0.0022J**	mg/kg	0.0082	0.00055	1		09/22/20 04:20	1330-20-7	
Surrogates									
Dibromofluoromethane (S)	103	%.	73-133		1		09/22/20 04:20	1868-53-7	
Toluene-d8 (S)	103	%.	73-130		1		09/22/20 04:20	2037-26-5	
4-Bromofluorobenzene (S)	92	%.	55-129		1		09/22/20 04:20	460-00-4	
Percent Moisture	Analytical Method: SM 2540G								
	Pace Analytical Services - Indianapolis								
Percent Moisture	**8.3**	%	0.10	0.10	1		09/18/20 10:22		N2

This report shall not be reproduced, except in full,
without the written consent of Pace Analytical Services, LLC.

Pace Analytical Services, LLC
7726 Moller Road
Indianapolis, IN 46268
(317)228-3100

ANALYTICAL RESULTS

Project: Amphenol
Pace Project No.: 50267608

Sample: GP-31 SL (17.5-18.0) **Lab ID: 50267608011** Collected: 09/16/20 13:24 Received: 09/17/20 12:35 Matrix: Solid

Results reported on a "dry weight" basis and are adjusted for percent moisture, sample size and any dilutions.

Parameters	Results	Units	Report Limit	MDL	DF	Prepared	Analyzed	CAS No.	Qual
8260 MSV 5035A VOA	Analytical Method: EPA 8260								
	Pace Analytical Services - Indianapolis								
Acetone	**0.015J**	mg/kg	0.086	0.0040	1		09/22/20 04:57	67-64-1	
Acrolein	ND	mg/kg	0.086	0.0046	1		09/22/20 04:57	107-02-8	
Acrylonitrile	ND	mg/kg	0.086	0.0020	1		09/22/20 04:57	107-13-1	
Benzene	ND	mg/kg	0.0043	0.00035	1		09/22/20 04:57	71-43-2	
Bromobenzene	ND	mg/kg	0.0043	0.00035	1		09/22/20 04:57	108-86-1	
Bromochloromethane	ND	mg/kg	0.0043	0.00050	1		09/22/20 04:57	74-97-5	
Bromodichloromethane	ND	mg/kg	0.0043	0.00033	1		09/22/20 04:57	75-27-4	
Bromoform	ND	mg/kg	0.0043	0.00031	1		09/22/20 04:57	75-25-2	
Bromomethane	ND	mg/kg	0.0043	0.0013	1		09/22/20 04:57	74-83-9	
2-Butanone (MEK)	ND	mg/kg	0.022	0.0022	1		09/22/20 04:57	78-93-3	
n-Butylbenzene	ND	mg/kg	0.0043	0.00019	1		09/22/20 04:57	104-51-8	
sec-Butylbenzene	ND	mg/kg	0.0043	0.00022	1		09/22/20 04:57	135-98-8	
tert-Butylbenzene	ND	mg/kg	0.0043	0.00023	1		09/22/20 04:57	98-06-6	
Carbon disulfide	**0.0069J**	mg/kg	0.0086	0.00033	1		09/22/20 04:57	75-15-0	
Carbon tetrachloride	ND	mg/kg	0.0043	0.00033	1		09/22/20 04:57	56-23-5	
Chlorobenzene	ND	mg/kg	0.0043	0.00033	1		09/22/20 04:57	108-90-7	
Chloroethane	ND	mg/kg	0.0043	0.00035	1		09/22/20 04:57	75-00-3	
Chloroform	ND	mg/kg	0.0043	0.00035	1		09/22/20 04:57	67-66-3	
Chloromethane	ND	mg/kg	0.0043	0.00017	1		09/22/20 04:57	74-87-3	
2-Chlorotoluene	ND	mg/kg	0.0043	0.00027	1		09/22/20 04:57	95-49-8	
4-Chlorotoluene	ND	mg/kg	0.0043	0.00024	1		09/22/20 04:57	106-43-4	
Dibromochloromethane	ND	mg/kg	0.0043	0.00034	1		09/22/20 04:57	124-48-1	
1,2-Dibromoethane (EDB)	ND	mg/kg	0.0043	0.00038	1		09/22/20 04:57	106-93-4	
Dibromomethane	ND	mg/kg	0.0043	0.00044	1		09/22/20 04:57	74-95-3	
1,2-Dichlorobenzene	ND	mg/kg	0.0043	0.00033	1		09/22/20 04:57	95-50-1	
1,3-Dichlorobenzene	ND	mg/kg	0.0043	0.00029	1		09/22/20 04:57	541-73-1	
1,4-Dichlorobenzene	ND	mg/kg	0.0043	0.00028	1		09/22/20 04:57	106-46-7	
trans-1,4-Dichloro-2-butene	ND	mg/kg	0.086	0.00019	1		09/22/20 04:57	110-57-6	
Dichlorodifluoromethane	ND	mg/kg	0.0043	0.00033	1		09/22/20 04:57	75-71-8	
1,1-Dichloroethane	ND	mg/kg	0.0043	0.00034	1		09/22/20 04:57	75-34-3	
1,2-Dichloroethane	ND	mg/kg	0.0043	0.00038	1		09/22/20 04:57	107-06-2	
1,1-Dichloroethene	ND	mg/kg	0.0043	0.00031	1		09/22/20 04:57	75-35-4	
cis-1,2-Dichloroethene	**0.0076**	mg/kg	0.0043	0.00037	1		09/22/20 04:57	156-59-2	
trans-1,2-Dichloroethene	ND	mg/kg	0.0043	0.00030	1		09/22/20 04:57	156-60-5	
1,2-Dichloropropane	ND	mg/kg	0.0043	0.00040	1		09/22/20 04:57	78-87-5	
1,3-Dichloropropane	ND	mg/kg	0.0043	0.00039	1		09/22/20 04:57	142-28-9	
2,2-Dichloropropane	ND	mg/kg	0.0043	0.00028	1		09/22/20 04:57	594-20-7	
1,1-Dichloropropene	ND	mg/kg	0.0043	0.00029	1		09/22/20 04:57	563-58-6	
cis-1,3-Dichloropropene	ND	mg/kg	0.0043	0.00029	1		09/22/20 04:57	10061-01-5	
trans-1,3-Dichloropropene	ND	mg/kg	0.0043	0.00029	1		09/22/20 04:57	10061-02-6	
Ethylbenzene	ND	mg/kg	0.0043	0.00033	1		09/22/20 04:57	100-41-4	
Ethyl methacrylate	ND	mg/kg	0.086	0.00020	1		09/22/20 04:57	97-63-2	
Hexachloro-1,3-butadiene	ND	mg/kg	0.0043	0.00022	1		09/22/20 04:57	87-68-3	
2-Hexanone	ND	mg/kg	0.086	0.0018	1		09/22/20 04:57	591-78-6	

This report shall not be reproduced, except in full,
without the written consent of Pace Analytical Services, LLC.

Pace Analytical Services, LLC
7726 Moller Road
Indianapolis, IN 46268
(317)228-3100

ANALYTICAL RESULTS

Project: Amphenol
Pace Project No.: 50267608

Sample: GP-31 SL (17.5-18.0) **Lab ID: 50267608011** Collected: 09/16/20 13:24 Received: 09/17/20 12:35 Matrix: Solid

Results reported on a "dry weight" basis and are adjusted for percent moisture, sample size and any dilutions.

Parameters	Results	Units	Report Limit	MDL	DF	Prepared	Analyzed	CAS No.	Qual
8260 MSV 5035A VOA	Analytical Method: EPA 8260								
	Pace Analytical Services - Indianapolis								
Iodomethane	ND	mg/kg	0.086	0.0026	1		09/22/20 04:57	74-88-4	
Isopropylbenzene (Cumene)	ND	mg/kg	0.0043	0.00026	1		09/22/20 04:57	98-82-8	
p-Isopropyltoluene	ND	mg/kg	0.0043	0.00024	1		09/22/20 04:57	99-87-6	
Methylene Chloride	ND	mg/kg	0.017	0.00090	1		09/22/20 04:57	75-09-2	
4-Methyl-2-pentanone (MIBK)	ND	mg/kg	0.022	0.0021	1		09/22/20 04:57	108-10-1	
Methyl-tert-butyl ether	ND	mg/kg	0.0043	0.00029	1		09/22/20 04:57	1634-04-4	L2
Naphthalene	ND	mg/kg	0.0043	0.00030	1		09/22/20 04:57	91-20-3	
n-Propylbenzene	ND	mg/kg	0.0043	0.00024	1		09/22/20 04:57	103-65-1	
Styrene	ND	mg/kg	0.0043	0.00028	1		09/22/20 04:57	100-42-5	
1,1,1,2-Tetrachloroethane	ND	mg/kg	0.0043	0.00030	1		09/22/20 04:57	630-20-6	
1,1,2,2-Tetrachloroethane	ND	mg/kg	0.0043	0.00037	1		09/22/20 04:57	79-34-5	
Tetrachloroethene	ND	mg/kg	0.0043	0.00020	1		09/22/20 04:57	127-18-4	
Toluene	**0.00067J**	mg/kg	0.0043	0.00035	1		09/22/20 04:57	108-88-3	
1,2,3-Trichlorobenzene	ND	mg/kg	0.0043	0.00025	1		09/22/20 04:57	87-61-6	
1,2,4-Trichlorobenzene	ND	mg/kg	0.0043	0.00020	1		09/22/20 04:57	120-82-1	
1,1,1-Trichloroethane	ND	mg/kg	0.0043	0.00031	1		09/22/20 04:57	71-55-6	
1,1,2-Trichloroethane	ND	mg/kg	0.0043	0.00039	1		09/22/20 04:57	79-00-5	
Trichloroethene	**0.062**	mg/kg	0.0043	0.00031	1		09/22/20 04:57	79-01-6	
Trichlorofluoromethane	ND	mg/kg	0.0043	0.00047	1		09/22/20 04:57	75-69-4	
1,2,3-Trichloropropane	ND	mg/kg	0.0043	0.00026	1		09/22/20 04:57	96-18-4	
1,2,4-Trimethylbenzene	ND	mg/kg	0.0043	0.00025	1		09/22/20 04:57	95-63-6	
1,3,5-Trimethylbenzene	ND	mg/kg	0.0043	0.00024	1		09/22/20 04:57	108-67-8	
Vinyl acetate	ND	mg/kg	0.086	0.00080	1		09/22/20 04:57	108-05-4	
Vinyl chloride	ND	mg/kg	0.0043	0.00025	1		09/22/20 04:57	75-01-4	
Xylene (Total)	ND	mg/kg	0.0086	0.00058	1		09/22/20 04:57	1330-20-7	
Surrogates									
Dibromofluoromethane (S)	104	%.	73-133		1		09/22/20 04:57	1868-53-7	
Toluene-d8 (S)	106	%.	73-130		1		09/22/20 04:57	2037-26-5	
4-Bromofluorobenzene (S)	92	%.	55-129		1		09/22/20 04:57	460-00-4	
Percent Moisture	Analytical Method: SM 2540G								
	Pace Analytical Services - Indianapolis								
Percent Moisture	**4.6**	%	0.10	0.10	1		09/18/20 10:22		N2

This report shall not be reproduced, except in full,
without the written consent of Pace Analytical Services, LLC.

Pace Analytical Services, LLC
7726 Moller Road
Indianapolis, IN 46268
(317)228-3100

ANALYTICAL RESULTS

Project: Amphenol
Pace Project No.: 50267608

Sample: GP-31 SL (18-18.50) **Lab ID: 50267608012** Collected: 09/16/20 13:21 Received: 09/17/20 12:35 Matrix: Solid

Results reported on a "dry weight" basis and are adjusted for percent moisture, sample size and any dilutions.

Parameters	Results	Units	Report Limit	MDL	DF	Prepared	Analyzed	CAS No.	Qual
8260 MSV 5035A VOA	Analytical Method: EPA 8260								
	Pace Analytical Services - Indianapolis								
Acetone	**0.029J**	mg/kg	0.081	0.0037	1		09/22/20 05:35	67-64-1	
Acrolein	ND	mg/kg	0.081	0.0044	1		09/22/20 05:35	107-02-8	
Acrylonitrile	ND	mg/kg	0.081	0.0019	1		09/22/20 05:35	107-13-1	
Benzene	ND	mg/kg	0.0041	0.00033	1		09/22/20 05:35	71-43-2	
Bromobenzene	ND	mg/kg	0.0041	0.00033	1		09/22/20 05:35	108-86-1	
Bromochloromethane	ND	mg/kg	0.0041	0.00047	1		09/22/20 05:35	74-97-5	
Bromodichloromethane	ND	mg/kg	0.0041	0.00031	1		09/22/20 05:35	75-27-4	
Bromoform	ND	mg/kg	0.0041	0.00029	1		09/22/20 05:35	75-25-2	
Bromomethane	ND	mg/kg	0.0041	0.0012	1		09/22/20 05:35	74-83-9	
2-Butanone (MEK)	ND	mg/kg	0.020	0.0021	1		09/22/20 05:35	78-93-3	
n-Butylbenzene	ND	mg/kg	0.0041	0.00018	1		09/22/20 05:35	104-51-8	
sec-Butylbenzene	ND	mg/kg	0.0041	0.00021	1		09/22/20 05:35	135-98-8	
tert-Butylbenzene	ND	mg/kg	0.0041	0.00022	1		09/22/20 05:35	98-06-6	
Carbon disulfide	**0.0029J**	mg/kg	0.0081	0.00031	1		09/22/20 05:35	75-15-0	
Carbon tetrachloride	ND	mg/kg	0.0041	0.00031	1		09/22/20 05:35	56-23-5	
Chlorobenzene	ND	mg/kg	0.0041	0.00031	1		09/22/20 05:35	108-90-7	
Chloroethane	ND	mg/kg	0.0041	0.00033	1		09/22/20 05:35	75-00-3	
Chloroform	ND	mg/kg	0.0041	0.00033	1		09/22/20 05:35	67-66-3	
Chloromethane	ND	mg/kg	0.0041	0.00016	1		09/22/20 05:35	74-87-3	
2-Chlorotoluene	ND	mg/kg	0.0041	0.00025	1		09/22/20 05:35	95-49-8	
4-Chlorotoluene	ND	mg/kg	0.0041	0.00023	1		09/22/20 05:35	106-43-4	
Dibromochloromethane	ND	mg/kg	0.0041	0.00032	1		09/22/20 05:35	124-48-1	
1,2-Dibromoethane (EDB)	ND	mg/kg	0.0041	0.00035	1		09/22/20 05:35	106-93-4	
Dibromomethane	ND	mg/kg	0.0041	0.00041	1		09/22/20 05:35	74-95-3	
1,2-Dichlorobenzene	ND	mg/kg	0.0041	0.00031	1		09/22/20 05:35	95-50-1	
1,3-Dichlorobenzene	ND	mg/kg	0.0041	0.00028	1		09/22/20 05:35	541-73-1	
1,4-Dichlorobenzene	ND	mg/kg	0.0041	0.00026	1		09/22/20 05:35	106-46-7	
trans-1,4-Dichloro-2-butene	ND	mg/kg	0.081	0.00018	1		09/22/20 05:35	110-57-6	
Dichlorodifluoromethane	ND	mg/kg	0.0041	0.00031	1		09/22/20 05:35	75-71-8	
1,1-Dichloroethane	ND	mg/kg	0.0041	0.00032	1		09/22/20 05:35	75-34-3	
1,2-Dichloroethane	ND	mg/kg	0.0041	0.00036	1		09/22/20 05:35	107-06-2	
1,1-Dichloroethene	ND	mg/kg	0.0041	0.00029	1		09/22/20 05:35	75-35-4	
cis-1,2-Dichloroethene	**0.046**	mg/kg	0.0041	0.00035	1		09/22/20 05:35	156-59-2	
trans-1,2-Dichloroethene	**0.0048**	mg/kg	0.0041	0.00029	1		09/22/20 05:35	156-60-5	
1,2-Dichloropropane	ND	mg/kg	0.0041	0.00038	1		09/22/20 05:35	78-87-5	
1,3-Dichloropropane	ND	mg/kg	0.0041	0.00037	1		09/22/20 05:35	142-28-9	
2,2-Dichloropropane	ND	mg/kg	0.0041	0.00026	1		09/22/20 05:35	594-20-7	
1,1-Dichloropropene	ND	mg/kg	0.0041	0.00027	1		09/22/20 05:35	563-58-6	
cis-1,3-Dichloropropene	ND	mg/kg	0.0041	0.00027	1		09/22/20 05:35	10061-01-5	
trans-1,3-Dichloropropene	ND	mg/kg	0.0041	0.00027	1		09/22/20 05:35	10061-02-6	
Ethylbenzene	ND	mg/kg	0.0041	0.00031	1		09/22/20 05:35	100-41-4	
Ethyl methacrylate	ND	mg/kg	0.081	0.00019	1		09/22/20 05:35	97-63-2	
Hexachloro-1,3-butadiene	ND	mg/kg	0.0041	0.00020	1		09/22/20 05:35	87-68-3	
2-Hexanone	ND	mg/kg	0.081	0.0017	1		09/22/20 05:35	591-78-6	

This report shall not be reproduced, except in full,
without the written consent of Pace Analytical Services, LLC.

Pace Analytical Services, LLC
7726 Moller Road
Indianapolis, IN 46268
(317)228-3100

ANALYTICAL RESULTS

Project: Amphenol
Pace Project No.: 50267608

Sample: GP-31 SL (18-18.50) **Lab ID: 50267608012** Collected: 09/16/20 13:21 Received: 09/17/20 12:35 Matrix: Solid

Results reported on a "dry weight" basis and are adjusted for percent moisture, sample size and any dilutions.

Parameters	Results	Units	Report Limit	MDL	DF	Prepared	Analyzed	CAS No.	Qual
8260 MSV 5035A VOA	Analytical Method: EPA 8260								
	Pace Analytical Services - Indianapolis								
Iodomethane	ND	mg/kg	0.081	0.0024	1		09/22/20 05:35	74-88-4	
Isopropylbenzene (Cumene)	ND	mg/kg	0.0041	0.00024	1		09/22/20 05:35	98-82-8	
p-Isopropyltoluene	ND	mg/kg	0.0041	0.00023	1		09/22/20 05:35	99-87-6	
Methylene Chloride	ND	mg/kg	0.016	0.00085	1		09/22/20 05:35	75-09-2	
4-Methyl-2-pentanone (MIBK)	ND	mg/kg	0.020	0.0020	1		09/22/20 05:35	108-10-1	
Methyl-tert-butyl ether	ND	mg/kg	0.0041	0.00027	1		09/22/20 05:35	1634-04-4	L2
Naphthalene	ND	mg/kg	0.0041	0.00028	1		09/22/20 05:35	91-20-3	
n-Propylbenzene	ND	mg/kg	0.0041	0.00023	1		09/22/20 05:35	103-65-1	
Styrene	ND	mg/kg	0.0041	0.00027	1		09/22/20 05:35	100-42-5	
1,1,1,2-Tetrachloroethane	ND	mg/kg	0.0041	0.00028	1		09/22/20 05:35	630-20-6	
1,1,2,2-Tetrachloroethane	ND	mg/kg	0.0041	0.00035	1		09/22/20 05:35	79-34-5	
Tetrachloroethene	ND	mg/kg	0.0041	0.00019	1		09/22/20 05:35	127-18-4	
Toluene	ND	mg/kg	0.0041	0.00033	1		09/22/20 05:35	108-88-3	
1,2,3-Trichlorobenzene	ND	mg/kg	0.0041	0.00023	1		09/22/20 05:35	87-61-6	
1,2,4-Trichlorobenzene	ND	mg/kg	0.0041	0.00019	1		09/22/20 05:35	120-82-1	
1,1,1-Trichloroethane	ND	mg/kg	0.0041	0.00029	1		09/22/20 05:35	71-55-6	
1,1,2-Trichloroethane	ND	mg/kg	0.0041	0.00036	1		09/22/20 05:35	79-00-5	
Trichloroethene	**0.16**	mg/kg	0.0041	0.00029	1		09/22/20 05:35	79-01-6	M1,R1
Trichlorofluoromethane	ND	mg/kg	0.0041	0.00044	1		09/22/20 05:35	75-69-4	
1,2,3-Trichloropropane	ND	mg/kg	0.0041	0.00025	1		09/22/20 05:35	96-18-4	
1,2,4-Trimethylbenzene	ND	mg/kg	0.0041	0.00024	1		09/22/20 05:35	95-63-6	
1,3,5-Trimethylbenzene	ND	mg/kg	0.0041	0.00022	1		09/22/20 05:35	108-67-8	
Vinyl acetate	ND	mg/kg	0.081	0.00075	1		09/22/20 05:35	108-05-4	
Vinyl chloride	ND	mg/kg	0.0041	0.00024	1		09/22/20 05:35	75-01-4	
Xylene (Total)	ND	mg/kg	0.0081	0.00054	1		09/22/20 05:35	1330-20-7	
Surrogates									
Dibromofluoromethane (S)	109	%.	73-133		1		09/22/20 05:35	1868-53-7	
Toluene-d8 (S)	121	%.	73-130		1		09/22/20 05:35	2037-26-5	
4-Bromofluorobenzene (S)	76	%.	55-129		1		09/22/20 05:35	460-00-4	
Percent Moisture	Analytical Method: SM 2540G								
	Pace Analytical Services - Indianapolis								
Percent Moisture	**8.0**	%	0.10	0.10	1		09/18/20 10:22		N2

This report shall not be reproduced, except in full,
without the written consent of Pace Analytical Services, LLC.

Pace Analytical Services, LLC
7726 Moller Road
Indianapolis, IN 46268
(317)228-3100

ANALYTICAL RESULTS

Project: Amphenol
Pace Project No.: 50267608

Sample: GP-30 SL (11.0-11.5) **Lab ID: 50267608013** Collected: 09/16/20 14:39 Received: 09/17/20 12:35 Matrix: Solid

Results reported on a "dry weight" basis and are adjusted for percent moisture, sample size and any dilutions.

Parameters	Results	Units	Report Limit	MDL	DF	Prepared	Analyzed	CAS No.	Qual
8260 MSV 5035A VOA	Analytical Method: EPA 8260								
	Pace Analytical Services - Indianapolis								
Acetone	ND	mg/kg	0.10	0.0047	1		09/22/20 07:29	67-64-1	
Acrolein	ND	mg/kg	0.10	0.0054	1		09/22/20 07:29	107-02-8	
Acrylonitrile	ND	mg/kg	0.10	0.0024	1		09/22/20 07:29	107-13-1	
Benzene	ND	mg/kg	0.0051	0.00041	1		09/22/20 07:29	71-43-2	
Bromobenzene	ND	mg/kg	0.0051	0.00041	1		09/22/20 07:29	108-86-1	
Bromochloromethane	ND	mg/kg	0.0051	0.00058	1		09/22/20 07:29	74-97-5	
Bromodichloromethane	ND	mg/kg	0.0051	0.00039	1		09/22/20 07:29	75-27-4	
Bromoform	ND	mg/kg	0.0051	0.00036	1		09/22/20 07:29	75-25-2	
Bromomethane	ND	mg/kg	0.0051	0.0015	1		09/22/20 07:29	74-83-9	
2-Butanone (MEK)	ND	mg/kg	0.025	0.0026	1		09/22/20 07:29	78-93-3	
n-Butylbenzene	ND	mg/kg	0.0051	0.00023	1		09/22/20 07:29	104-51-8	
sec-Butylbenzene	ND	mg/kg	0.0051	0.00026	1		09/22/20 07:29	135-98-8	
tert-Butylbenzene	ND	mg/kg	0.0051	0.00027	1		09/22/20 07:29	98-06-6	
Carbon disulfide	ND	mg/kg	0.010	0.00039	1		09/22/20 07:29	75-15-0	
Carbon tetrachloride	ND	mg/kg	0.0051	0.00039	1		09/22/20 07:29	56-23-5	
Chlorobenzene	ND	mg/kg	0.0051	0.00039	1		09/22/20 07:29	108-90-7	
Chloroethane	ND	mg/kg	0.0051	0.00041	1		09/22/20 07:29	75-00-3	
Chloroform	ND	mg/kg	0.0051	0.00041	1		09/22/20 07:29	67-66-3	
Chloromethane	ND	mg/kg	0.0051	0.00020	1		09/22/20 07:29	74-87-3	
2-Chlorotoluene	ND	mg/kg	0.0051	0.00032	1		09/22/20 07:29	95-49-8	
4-Chlorotoluene	ND	mg/kg	0.0051	0.00029	1		09/22/20 07:29	106-43-4	
Dibromochloromethane	ND	mg/kg	0.0051	0.00040	1		09/22/20 07:29	124-48-1	
1,2-Dibromoethane (EDB)	ND	mg/kg	0.0051	0.00044	1		09/22/20 07:29	106-93-4	
Dibromomethane	ND	mg/kg	0.0051	0.00051	1		09/22/20 07:29	74-95-3	
1,2-Dichlorobenzene	ND	mg/kg	0.0051	0.00039	1		09/22/20 07:29	95-50-1	
1,3-Dichlorobenzene	ND	mg/kg	0.0051	0.00034	1		09/22/20 07:29	541-73-1	
1,4-Dichlorobenzene	ND	mg/kg	0.0051	0.00033	1		09/22/20 07:29	106-46-7	
trans-1,4-Dichloro-2-butene	ND	mg/kg	0.10	0.00022	1		09/22/20 07:29	110-57-6	
Dichlorodifluoromethane	ND	mg/kg	0.0051	0.00038	1		09/22/20 07:29	75-71-8	
1,1-Dichloroethane	ND	mg/kg	0.0051	0.00040	1		09/22/20 07:29	75-34-3	
1,2-Dichloroethane	ND	mg/kg	0.0051	0.00045	1		09/22/20 07:29	107-06-2	
1,1-Dichloroethene	ND	mg/kg	0.0051	0.00036	1		09/22/20 07:29	75-35-4	
cis-1,2-Dichloroethene	ND	mg/kg	0.0051	0.00044	1		09/22/20 07:29	156-59-2	
trans-1,2-Dichloroethene	ND	mg/kg	0.0051	0.00036	1		09/22/20 07:29	156-60-5	
1,2-Dichloropropane	ND	mg/kg	0.0051	0.00047	1		09/22/20 07:29	78-87-5	
1,3-Dichloropropane	ND	mg/kg	0.0051	0.00046	1		09/22/20 07:29	142-28-9	
2,2-Dichloropropane	ND	mg/kg	0.0051	0.00033	1		09/22/20 07:29	594-20-7	
1,1-Dichloropropene	ND	mg/kg	0.0051	0.00034	1		09/22/20 07:29	563-58-6	
cis-1,3-Dichloropropene	ND	mg/kg	0.0051	0.00034	1		09/22/20 07:29	10061-01-5	
trans-1,3-Dichloropropene	ND	mg/kg	0.0051	0.00034	1		09/22/20 07:29	10061-02-6	
Ethylbenzene	ND	mg/kg	0.0051	0.00038	1		09/22/20 07:29	100-41-4	
Ethyl methacrylate	ND	mg/kg	0.10	0.00023	1		09/22/20 07:29	97-63-2	
Hexachloro-1,3-butadiene	ND	mg/kg	0.0051	0.00025	1		09/22/20 07:29	87-68-3	
2-Hexanone	ND	mg/kg	0.10	0.0021	1		09/22/20 07:29	591-78-6	

This report shall not be reproduced, except in full,
without the written consent of Pace Analytical Services, LLC.

Pace Analytical Services, LLC
7726 Moller Road
Indianapolis, IN 46268
(317)228-3100

ANALYTICAL RESULTS

Project: Amphenol
Pace Project No.: 50267608

Sample: GP-30 SL (11.0-11.5) **Lab ID: 50267608013** Collected: 09/16/20 14:39 Received: 09/17/20 12:35 Matrix: Solid

Results reported on a "dry weight" basis and are adjusted for percent moisture, sample size and any dilutions.

Parameters	Results	Units	Report Limit	MDL	DF	Prepared	Analyzed	CAS No.	Qual
8260 MSV 5035A VOA	Analytical Method: EPA 8260								
	Pace Analytical Services - Indianapolis								
Iodomethane	**0.0032J**	mg/kg	0.10	0.0030	1		09/22/20 07:29	74-88-4	B
Isopropylbenzene (Cumene)	ND	mg/kg	0.0051	0.00030	1		09/22/20 07:29	98-82-8	
p-Isopropyltoluene	ND	mg/kg	0.0051	0.00028	1		09/22/20 07:29	99-87-6	
Methylene Chloride	ND	mg/kg	0.020	0.0011	1		09/22/20 07:29	75-09-2	
4-Methyl-2-pentanone (MIBK)	ND	mg/kg	0.025	0.0024	1		09/22/20 07:29	108-10-1	
Methyl-tert-butyl ether	ND	mg/kg	0.0051	0.00034	1		09/22/20 07:29	1634-04-4	L2
Naphthalene	ND	mg/kg	0.0051	0.00035	1		09/22/20 07:29	91-20-3	
n-Propylbenzene	ND	mg/kg	0.0051	0.00028	1		09/22/20 07:29	103-65-1	
Styrene	ND	mg/kg	0.0051	0.00033	1		09/22/20 07:29	100-42-5	
1,1,1,2-Tetrachloroethane	ND	mg/kg	0.0051	0.00035	1		09/22/20 07:29	630-20-6	
1,1,2,2-Tetrachloroethane	ND	mg/kg	0.0051	0.00044	1		09/22/20 07:29	79-34-5	
Tetrachloroethene	ND	mg/kg	0.0051	0.00023	1		09/22/20 07:29	127-18-4	
Toluene	ND	mg/kg	0.0051	0.00041	1		09/22/20 07:29	108-88-3	
1,2,3-Trichlorobenzene	ND	mg/kg	0.0051	0.00029	1		09/22/20 07:29	87-61-6	
1,2,4-Trichlorobenzene	ND	mg/kg	0.0051	0.00023	1		09/22/20 07:29	120-82-1	
1,1,1-Trichloroethane	ND	mg/kg	0.0051	0.00036	1		09/22/20 07:29	71-55-6	
1,1,2-Trichloroethane	ND	mg/kg	0.0051	0.00045	1		09/22/20 07:29	79-00-5	
Trichloroethene	ND	mg/kg	0.0051	0.00036	1		09/22/20 07:29	79-01-6	
Trichlorofluoromethane	ND	mg/kg	0.0051	0.00055	1		09/22/20 07:29	75-69-4	
1,2,3-Trichloropropane	ND	mg/kg	0.0051	0.00031	1		09/22/20 07:29	96-18-4	
1,2,4-Trimethylbenzene	ND	mg/kg	0.0051	0.00030	1		09/22/20 07:29	95-63-6	
1,3,5-Trimethylbenzene	ND	mg/kg	0.0051	0.00028	1		09/22/20 07:29	108-67-8	
Vinyl acetate	ND	mg/kg	0.10	0.00094	1		09/22/20 07:29	108-05-4	
Vinyl chloride	ND	mg/kg	0.0051	0.00030	1		09/22/20 07:29	75-01-4	
Xylene (Total)	ND	mg/kg	0.010	0.00068	1		09/22/20 07:29	1330-20-7	
Surrogates									
Dibromofluoromethane (S)	105	%.	73-133		1		09/22/20 07:29	1868-53-7	
Toluene-d8 (S)	102	%.	73-130		1		09/22/20 07:29	2037-26-5	
4-Bromofluorobenzene (S)	93	%.	55-129		1		09/22/20 07:29	460-00-4	
Percent Moisture	Analytical Method: SM 2540G								
	Pace Analytical Services - Indianapolis								
Percent Moisture	**16.9**	%	0.10	0.10	1		09/18/20 10:22		N2

This report shall not be reproduced, except in full,
without the written consent of Pace Analytical Services, LLC.

Pace Analytical Services, LLC
7726 Moller Road
Indianapolis, IN 46268
(317)228-3100

ANALYTICAL RESULTS

Project: Amphenol
Pace Project No.: 50267608

Sample: GP-30 SL (17.50-18) **Lab ID: 50267608014** Collected: 09/16/20 14:36 Received: 09/17/20 12:35 Matrix: Solid

Results reported on a "dry weight" basis and are adjusted for percent moisture, sample size and any dilutions.

Parameters	Results	Units	Report Limit	MDL	DF	Prepared	Analyzed	CAS No.	Qual
8260 MSV 5035A VOA	Analytical Method: EPA 8260								
	Pace Analytical Services - Indianapolis								
Acetone	**0.014J**	mg/kg	0.098	0.0045	1		09/22/20 08:06	67-64-1	
Acrolein	ND	mg/kg	0.098	0.0053	1		09/22/20 08:06	107-02-8	
Acrylonitrile	ND	mg/kg	0.098	0.0023	1		09/22/20 08:06	107-13-1	
Benzene	ND	mg/kg	0.0049	0.00039	1		09/22/20 08:06	71-43-2	
Bromobenzene	ND	mg/kg	0.0049	0.00039	1		09/22/20 08:06	108-86-1	
Bromochloromethane	ND	mg/kg	0.0049	0.00057	1		09/22/20 08:06	74-97-5	
Bromodichloromethane	ND	mg/kg	0.0049	0.00038	1		09/22/20 08:06	75-27-4	
Bromoform	ND	mg/kg	0.0049	0.00035	1		09/22/20 08:06	75-25-2	
Bromomethane	ND	mg/kg	0.0049	0.0014	1		09/22/20 08:06	74-83-9	
2-Butanone (MEK)	ND	mg/kg	0.025	0.0025	1		09/22/20 08:06	78-93-3	
n-Butylbenzene	ND	mg/kg	0.0049	0.00022	1		09/22/20 08:06	104-51-8	
sec-Butylbenzene	ND	mg/kg	0.0049	0.00025	1		09/22/20 08:06	135-98-8	
tert-Butylbenzene	ND	mg/kg	0.0049	0.00026	1		09/22/20 08:06	98-06-6	
Carbon disulfide	ND	mg/kg	0.0098	0.00038	1		09/22/20 08:06	75-15-0	
Carbon tetrachloride	ND	mg/kg	0.0049	0.00038	1		09/22/20 08:06	56-23-5	
Chlorobenzene	ND	mg/kg	0.0049	0.00038	1		09/22/20 08:06	108-90-7	
Chloroethane	ND	mg/kg	0.0049	0.00040	1		09/22/20 08:06	75-00-3	
Chloroform	ND	mg/kg	0.0049	0.00040	1		09/22/20 08:06	67-66-3	
Chloromethane	ND	mg/kg	0.0049	0.00019	1		09/22/20 08:06	74-87-3	
2-Chlorotoluene	ND	mg/kg	0.0049	0.00031	1		09/22/20 08:06	95-49-8	
4-Chlorotoluene	ND	mg/kg	0.0049	0.00028	1		09/22/20 08:06	106-43-4	
Dibromochloromethane	ND	mg/kg	0.0049	0.00039	1		09/22/20 08:06	124-48-1	
1,2-Dibromoethane (EDB)	ND	mg/kg	0.0049	0.00043	1		09/22/20 08:06	106-93-4	
Dibromomethane	ND	mg/kg	0.0049	0.00050	1		09/22/20 08:06	74-95-3	
1,2-Dichlorobenzene	ND	mg/kg	0.0049	0.00037	1		09/22/20 08:06	95-50-1	
1,3-Dichlorobenzene	ND	mg/kg	0.0049	0.00033	1		09/22/20 08:06	541-73-1	
1,4-Dichlorobenzene	ND	mg/kg	0.0049	0.00032	1		09/22/20 08:06	106-46-7	
trans-1,4-Dichloro-2-butene	ND	mg/kg	0.098	0.00022	1		09/22/20 08:06	110-57-6	
Dichlorodifluoromethane	ND	mg/kg	0.0049	0.00037	1		09/22/20 08:06	75-71-8	
1,1-Dichloroethane	ND	mg/kg	0.0049	0.00039	1		09/22/20 08:06	75-34-3	
1,2-Dichloroethane	ND	mg/kg	0.0049	0.00044	1		09/22/20 08:06	107-06-2	
1,1-Dichloroethene	ND	mg/kg	0.0049	0.00035	1		09/22/20 08:06	75-35-4	
cis-1,2-Dichloroethene	ND	mg/kg	0.0049	0.00043	1		09/22/20 08:06	156-59-2	
trans-1,2-Dichloroethene	ND	mg/kg	0.0049	0.00035	1		09/22/20 08:06	156-60-5	
1,2-Dichloropropane	ND	mg/kg	0.0049	0.00045	1		09/22/20 08:06	78-87-5	
1,3-Dichloropropane	ND	mg/kg	0.0049	0.00044	1		09/22/20 08:06	142-28-9	
2,2-Dichloropropane	ND	mg/kg	0.0049	0.00032	1		09/22/20 08:06	594-20-7	
1,1-Dichloropropene	ND	mg/kg	0.0049	0.00033	1		09/22/20 08:06	563-58-6	
cis-1,3-Dichloropropene	ND	mg/kg	0.0049	0.00033	1		09/22/20 08:06	10061-01-5	
trans-1,3-Dichloropropene	ND	mg/kg	0.0049	0.00033	1		09/22/20 08:06	10061-02-6	
Ethylbenzene	ND	mg/kg	0.0049	0.00037	1		09/22/20 08:06	100-41-4	
Ethyl methacrylate	ND	mg/kg	0.098	0.00022	1		09/22/20 08:06	97-63-2	
Hexachloro-1,3-butadiene	ND	mg/kg	0.0049	0.00025	1		09/22/20 08:06	87-68-3	
2-Hexanone	ND	mg/kg	0.098	0.0020	1		09/22/20 08:06	591-78-6	

This report shall not be reproduced, except in full,
without the written consent of Pace Analytical Services, LLC.

Pace Analytical Services, LLC
7726 Moller Road
Indianapolis, IN 46268
(317)228-3100

ANALYTICAL RESULTS

Project: Amphenol
Pace Project No.: 50267608

Sample: GP-30 SL (17.50-18) **Lab ID: 50267608014** Collected: 09/16/20 14:36 Received: 09/17/20 12:35 Matrix: Solid

Results reported on a "dry weight" basis and are adjusted for percent moisture, sample size and any dilutions.

Parameters	Results	Units	Report Limit	MDL	DF	Prepared	Analyzed	CAS No.	Qual
8260 MSV 5035A VOA	Analytical Method: EPA 8260								
	Pace Analytical Services - Indianapolis								
Iodomethane	ND	mg/kg	0.098	0.0029	1		09/22/20 08:06	74-88-4	
Isopropylbenzene (Cumene)	ND	mg/kg	0.0049	0.00030	1		09/22/20 08:06	98-82-8	
p-Isopropyltoluene	ND	mg/kg	0.0049	0.00027	1		09/22/20 08:06	99-87-6	
Methylene Chloride	ND	mg/kg	0.020	0.0010	1		09/22/20 08:06	75-09-2	
4-Methyl-2-pentanone (MIBK)	ND	mg/kg	0.025	0.0024	1		09/22/20 08:06	108-10-1	
Methyl-tert-butyl ether	ND	mg/kg	0.0049	0.00033	1		09/22/20 08:06	1634-04-4	L2
Naphthalene	ND	mg/kg	0.0049	0.00034	1		09/22/20 08:06	91-20-3	
n-Propylbenzene	ND	mg/kg	0.0049	0.00027	1		09/22/20 08:06	103-65-1	
Styrene	ND	mg/kg	0.0049	0.00032	1		09/22/20 08:06	100-42-5	
1,1,1,2-Tetrachloroethane	ND	mg/kg	0.0049	0.00034	1		09/22/20 08:06	630-20-6	
1,1,2,2-Tetrachloroethane	ND	mg/kg	0.0049	0.00042	1		09/22/20 08:06	79-34-5	
Tetrachloroethene	ND	mg/kg	0.0049	0.00023	1		09/22/20 08:06	127-18-4	
Toluene	**0.00092J**	mg/kg	0.0049	0.00040	1		09/22/20 08:06	108-88-3	
1,2,3-Trichlorobenzene	ND	mg/kg	0.0049	0.00028	1		09/22/20 08:06	87-61-6	
1,2,4-Trichlorobenzene	ND	mg/kg	0.0049	0.00023	1		09/22/20 08:06	120-82-1	
1,1,1-Trichloroethane	ND	mg/kg	0.0049	0.00035	1		09/22/20 08:06	71-55-6	
1,1,2-Trichloroethane	ND	mg/kg	0.0049	0.00044	1		09/22/20 08:06	79-00-5	
Trichloroethene	ND	mg/kg	0.0049	0.00035	1		09/22/20 08:06	79-01-6	
Trichlorofluoromethane	ND	mg/kg	0.0049	0.00054	1		09/22/20 08:06	75-69-4	
1,2,3-Trichloropropane	ND	mg/kg	0.0049	0.00030	1		09/22/20 08:06	96-18-4	
1,2,4-Trimethylbenzene	ND	mg/kg	0.0049	0.00029	1		09/22/20 08:06	95-63-6	
1,3,5-Trimethylbenzene	ND	mg/kg	0.0049	0.00027	1		09/22/20 08:06	108-67-8	
Vinyl acetate	ND	mg/kg	0.098	0.00091	1		09/22/20 08:06	108-05-4	
Vinyl chloride	ND	mg/kg	0.0049	0.00029	1		09/22/20 08:06	75-01-4	
Xylene (Total)	**0.00085J**	mg/kg	0.0098	0.00066	1		09/22/20 08:06	1330-20-7	
Surrogates									
Dibromofluoromethane (S)	104	%.	73-133		1		09/22/20 08:06	1868-53-7	
Toluene-d8 (S)	103	%.	73-130		1		09/22/20 08:06	2037-26-5	
4-Bromofluorobenzene (S)	92	%.	55-129		1		09/22/20 08:06	460-00-4	
Percent Moisture	Analytical Method: SM 2540G								
	Pace Analytical Services - Indianapolis								
Percent Moisture	**9.0**	%	0.10	0.10	1		09/18/20 10:22		N2

This report shall not be reproduced, except in full,
without the written consent of Pace Analytical Services, LLC.

Pace Analytical Services, LLC
7726 Moller Road
Indianapolis, IN 46268
(317)228-3100

ANALYTICAL RESULTS

Project: Amphenol
Pace Project No.: 50267608

Sample: GP-30 SL (18.25-18.75) **Lab ID: 50267608015** Collected: 09/16/20 14:33 Received: 09/17/20 12:35 Matrix: Solid

Results reported on a "dry weight" basis and are adjusted for percent moisture, sample size and any dilutions.

Parameters	Results	Units	Report Limit	MDL	DF	Prepared	Analyzed	CAS No.	Qual
8260 MSV 5035A VOA	Analytical Method: EPA 8260								
	Pace Analytical Services - Indianapolis								
Acetone	**0.014J**	mg/kg	0.10	0.0046	1		09/22/20 08:44	67-64-1	
Acrolein	ND	mg/kg	0.10	0.0054	1		09/22/20 08:44	107-02-8	
Acrylonitrile	ND	mg/kg	0.10	0.0024	1		09/22/20 08:44	107-13-1	
Benzene	ND	mg/kg	0.0050	0.00040	1		09/22/20 08:44	71-43-2	
Bromobenzene	ND	mg/kg	0.0050	0.00040	1		09/22/20 08:44	108-86-1	
Bromochloromethane	ND	mg/kg	0.0050	0.00058	1		09/22/20 08:44	74-97-5	
Bromodichloromethane	ND	mg/kg	0.0050	0.00039	1		09/22/20 08:44	75-27-4	
Bromoform	ND	mg/kg	0.0050	0.00035	1		09/22/20 08:44	75-25-2	
Bromomethane	ND	mg/kg	0.0050	0.0015	1		09/22/20 08:44	74-83-9	
2-Butanone (MEK)	ND	mg/kg	0.025	0.0025	1		09/22/20 08:44	78-93-3	
n-Butylbenzene	ND	mg/kg	0.0050	0.00023	1		09/22/20 08:44	104-51-8	
sec-Butylbenzene	ND	mg/kg	0.0050	0.00026	1		09/22/20 08:44	135-98-8	
tert-Butylbenzene	ND	mg/kg	0.0050	0.00027	1		09/22/20 08:44	98-06-6	
Carbon disulfide	ND	mg/kg	0.010	0.00039	1		09/22/20 08:44	75-15-0	
Carbon tetrachloride	ND	mg/kg	0.0050	0.00038	1		09/22/20 08:44	56-23-5	
Chlorobenzene	ND	mg/kg	0.0050	0.00038	1		09/22/20 08:44	108-90-7	
Chloroethane	ND	mg/kg	0.0050	0.00040	1		09/22/20 08:44	75-00-3	
Chloroform	ND	mg/kg	0.0050	0.00041	1		09/22/20 08:44	67-66-3	
Chloromethane	ND	mg/kg	0.0050	0.00020	1		09/22/20 08:44	74-87-3	
2-Chlorotoluene	ND	mg/kg	0.0050	0.00031	1		09/22/20 08:44	95-49-8	
4-Chlorotoluene	ND	mg/kg	0.0050	0.00028	1		09/22/20 08:44	106-43-4	
Dibromochloromethane	ND	mg/kg	0.0050	0.00040	1		09/22/20 08:44	124-48-1	
1,2-Dibromoethane (EDB)	ND	mg/kg	0.0050	0.00044	1		09/22/20 08:44	106-93-4	
Dibromomethane	ND	mg/kg	0.0050	0.00051	1		09/22/20 08:44	74-95-3	
1,2-Dichlorobenzene	ND	mg/kg	0.0050	0.00038	1		09/22/20 08:44	95-50-1	
1,3-Dichlorobenzene	ND	mg/kg	0.0050	0.00034	1		09/22/20 08:44	541-73-1	
1,4-Dichlorobenzene	ND	mg/kg	0.0050	0.00032	1		09/22/20 08:44	106-46-7	
trans-1,4-Dichloro-2-butene	ND	mg/kg	0.10	0.00022	1		09/22/20 08:44	110-57-6	
Dichlorodifluoromethane	ND	mg/kg	0.0050	0.00038	1		09/22/20 08:44	75-71-8	
1,1-Dichloroethane	ND	mg/kg	0.0050	0.00039	1		09/22/20 08:44	75-34-3	
1,2-Dichloroethane	ND	mg/kg	0.0050	0.00045	1		09/22/20 08:44	107-06-2	
1,1-Dichloroethene	ND	mg/kg	0.0050	0.00036	1		09/22/20 08:44	75-35-4	
cis-1,2-Dichloroethene	ND	mg/kg	0.0050	0.00043	1		09/22/20 08:44	156-59-2	
trans-1,2-Dichloroethene	ND	mg/kg	0.0050	0.00035	1		09/22/20 08:44	156-60-5	
1,2-Dichloropropane	ND	mg/kg	0.0050	0.00046	1		09/22/20 08:44	78-87-5	
1,3-Dichloropropane	ND	mg/kg	0.0050	0.00045	1		09/22/20 08:44	142-28-9	
2,2-Dichloropropane	ND	mg/kg	0.0050	0.00032	1		09/22/20 08:44	594-20-7	
1,1-Dichloropropene	ND	mg/kg	0.0050	0.00033	1		09/22/20 08:44	563-58-6	
cis-1,3-Dichloropropene	ND	mg/kg	0.0050	0.00033	1		09/22/20 08:44	10061-01-5	
trans-1,3-Dichloropropene	ND	mg/kg	0.0050	0.00034	1		09/22/20 08:44	10061-02-6	
Ethylbenzene	ND	mg/kg	0.0050	0.00038	1		09/22/20 08:44	100-41-4	
Ethyl methacrylate	ND	mg/kg	0.10	0.00023	1		09/22/20 08:44	97-63-2	
Hexachloro-1,3-butadiene	ND	mg/kg	0.0050	0.00025	1		09/22/20 08:44	87-68-3	
2-Hexanone	ND	mg/kg	0.10	0.0021	1		09/22/20 08:44	591-78-6	

This report shall not be reproduced, except in full,
without the written consent of Pace Analytical Services, LLC.

Pace Analytical Services, LLC
7726 Moller Road
Indianapolis, IN 46268
(317)228-3100

ANALYTICAL RESULTS

Project: Amphenol
Pace Project No.: 50267608

Sample: GP-30 SL (18.25-18.75) **Lab ID: 50267608015** Collected: 09/16/20 14:33 Received: 09/17/20 12:35 Matrix: Solid

Results reported on a "dry weight" basis and are adjusted for percent moisture, sample size and any dilutions.

Parameters	Results	Units	Report Limit	MDL	DF	Prepared	Analyzed	CAS No.	Qual
8260 MSV 5035A VOA	Analytical Method: EPA 8260								
	Pace Analytical Services - Indianapolis								
Iodomethane	ND	mg/kg	0.10	0.0030	1		09/22/20 08:44	74-88-4	
Isopropylbenzene (Cumene)	ND	mg/kg	0.0050	0.00030	1		09/22/20 08:44	98-82-8	
p-Isopropyltoluene	ND	mg/kg	0.0050	0.00028	1		09/22/20 08:44	99-87-6	
Methylene Chloride	ND	mg/kg	0.020	0.0010	1		09/22/20 08:44	75-09-2	
4-Methyl-2-pentanone (MIBK)	ND	mg/kg	0.025	0.0024	1		09/22/20 08:44	108-10-1	
Methyl-tert-butyl ether	ND	mg/kg	0.0050	0.00034	1		09/22/20 08:44	1634-04-4	L2
Naphthalene	ND	mg/kg	0.0050	0.00034	1		09/22/20 08:44	91-20-3	
n-Propylbenzene	ND	mg/kg	0.0050	0.00028	1		09/22/20 08:44	103-65-1	
Styrene	ND	mg/kg	0.0050	0.00033	1		09/22/20 08:44	100-42-5	
1,1,1,2-Tetrachloroethane	ND	mg/kg	0.0050	0.00035	1		09/22/20 08:44	630-20-6	
1,1,2,2-Tetrachloroethane	ND	mg/kg	0.0050	0.00043	1		09/22/20 08:44	79-34-5	
Tetrachloroethene	ND	mg/kg	0.0050	0.00023	1		09/22/20 08:44	127-18-4	
Toluene	**0.0015J**	mg/kg	0.0050	0.00040	1		09/22/20 08:44	108-88-3	
1,2,3-Trichlorobenzene	ND	mg/kg	0.0050	0.00028	1		09/22/20 08:44	87-61-6	
1,2,4-Trichlorobenzene	ND	mg/kg	0.0050	0.00023	1		09/22/20 08:44	120-82-1	
1,1,1-Trichloroethane	ND	mg/kg	0.0050	0.00036	1		09/22/20 08:44	71-55-6	
1,1,2-Trichloroethane	ND	mg/kg	0.0050	0.00045	1		09/22/20 08:44	79-00-5	
Trichloroethene	ND	mg/kg	0.0050	0.00036	1		09/22/20 08:44	79-01-6	
Trichlorofluoromethane	ND	mg/kg	0.0050	0.00055	1		09/22/20 08:44	75-69-4	
1,2,3-Trichloropropane	ND	mg/kg	0.0050	0.00030	1		09/22/20 08:44	96-18-4	
1,2,4-Trimethylbenzene	**0.00042J**	mg/kg	0.0050	0.00029	1		09/22/20 08:44	95-63-6	
1,3,5-Trimethylbenzene	ND	mg/kg	0.0050	0.00027	1		09/22/20 08:44	108-67-8	
Vinyl acetate	ND	mg/kg	0.10	0.00093	1		09/22/20 08:44	108-05-4	
Vinyl chloride	ND	mg/kg	0.0050	0.00029	1		09/22/20 08:44	75-01-4	
Xylene (Total)	**0.00091J**	mg/kg	0.010	0.00067	1		09/22/20 08:44	1330-20-7	
Surrogates									
Dibromofluoromethane (S)	106	%.	73-133		1		09/22/20 08:44	1868-53-7	
Toluene-d8 (S)	110	%.	73-130		1		09/22/20 08:44	2037-26-5	
4-Bromofluorobenzene (S)	85	%.	55-129		1		09/22/20 08:44	460-00-4	
Percent Moisture	Analytical Method: SM 2540G								
	Pace Analytical Services - Indianapolis								
Percent Moisture	**6.5**	%	0.10	0.10	1		09/18/20 10:22		N2

This report shall not be reproduced, except in full,
without the written consent of Pace Analytical Services, LLC.

Pace Analytical Services, LLC
7726 Moller Road
Indianapolis, IN 46268
(317)228-3100

ANALYTICAL RESULTS

Project: Amphenol
Pace Project No.: 50267608

Sample: GP-30 SL (18.75-19.25) **Lab ID: 50267608016** Collected: 09/16/20 14:30 Received: 09/17/20 12:35 Matrix: Solid

Results reported on a "dry weight" basis and are adjusted for percent moisture, sample size and any dilutions.

Parameters	Results	Units	Report Limit	MDL	DF	Prepared	Analyzed	CAS No.	Qual
8260 MSV 5035A VOA	Analytical Method: EPA 8260								
	Pace Analytical Services - Indianapolis								
Acetone	**0.012J**	mg/kg	0.11	0.0049	1		09/22/20 09:22	67-64-1	
Acrolein	ND	mg/kg	0.11	0.0057	1		09/22/20 09:22	107-02-8	
Acrylonitrile	ND	mg/kg	0.11	0.0025	1		09/22/20 09:22	107-13-1	
Benzene	ND	mg/kg	0.0053	0.00042	1		09/22/20 09:22	71-43-2	
Bromobenzene	ND	mg/kg	0.0053	0.00042	1		09/22/20 09:22	108-86-1	
Bromochloromethane	ND	mg/kg	0.0053	0.00061	1		09/22/20 09:22	74-97-5	
Bromodichloromethane	ND	mg/kg	0.0053	0.00041	1		09/22/20 09:22	75-27-4	
Bromoform	ND	mg/kg	0.0053	0.00037	1		09/22/20 09:22	75-25-2	
Bromomethane	ND	mg/kg	0.0053	0.0016	1		09/22/20 09:22	74-83-9	
2-Butanone (MEK)	ND	mg/kg	0.026	0.0027	1		09/22/20 09:22	78-93-3	
n-Butylbenzene	ND	mg/kg	0.0053	0.00024	1		09/22/20 09:22	104-51-8	
sec-Butylbenzene	ND	mg/kg	0.0053	0.00027	1		09/22/20 09:22	135-98-8	
tert-Butylbenzene	ND	mg/kg	0.0053	0.00028	1		09/22/20 09:22	98-06-6	
Carbon disulfide	ND	mg/kg	0.011	0.00041	1		09/22/20 09:22	75-15-0	
Carbon tetrachloride	ND	mg/kg	0.0053	0.00040	1		09/22/20 09:22	56-23-5	
Chlorobenzene	**0.00061J**	mg/kg	0.0053	0.00040	1		09/22/20 09:22	108-90-7	
Chloroethane	ND	mg/kg	0.0053	0.00043	1		09/22/20 09:22	75-00-3	
Chloroform	ND	mg/kg	0.0053	0.00043	1		09/22/20 09:22	67-66-3	
Chloromethane	ND	mg/kg	0.0053	0.00021	1		09/22/20 09:22	74-87-3	
2-Chlorotoluene	ND	mg/kg	0.0053	0.00033	1		09/22/20 09:22	95-49-8	
4-Chlorotoluene	ND	mg/kg	0.0053	0.00030	1		09/22/20 09:22	106-43-4	
Dibromochloromethane	ND	mg/kg	0.0053	0.00042	1		09/22/20 09:22	124-48-1	
1,2-Dibromoethane (EDB)	ND	mg/kg	0.0053	0.00046	1		09/22/20 09:22	106-93-4	
Dibromomethane	ND	mg/kg	0.0053	0.00054	1		09/22/20 09:22	74-95-3	
1,2-Dichlorobenzene	ND	mg/kg	0.0053	0.00040	1		09/22/20 09:22	95-50-1	
1,3-Dichlorobenzene	ND	mg/kg	0.0053	0.00036	1		09/22/20 09:22	541-73-1	
1,4-Dichlorobenzene	ND	mg/kg	0.0053	0.00034	1		09/22/20 09:22	106-46-7	
trans-1,4-Dichloro-2-butene	ND	mg/kg	0.11	0.00023	1		09/22/20 09:22	110-57-6	
Dichlorodifluoromethane	ND	mg/kg	0.0053	0.00040	1		09/22/20 09:22	75-71-8	
1,1-Dichloroethane	ND	mg/kg	0.0053	0.00042	1		09/22/20 09:22	75-34-3	
1,2-Dichloroethane	ND	mg/kg	0.0053	0.00047	1		09/22/20 09:22	107-06-2	
1,1-Dichloroethene	ND	mg/kg	0.0053	0.00038	1		09/22/20 09:22	75-35-4	
cis-1,2-Dichloroethene	ND	mg/kg	0.0053	0.00046	1		09/22/20 09:22	156-59-2	
trans-1,2-Dichloroethene	ND	mg/kg	0.0053	0.00037	1		09/22/20 09:22	156-60-5	
1,2-Dichloropropane	ND	mg/kg	0.0053	0.00049	1		09/22/20 09:22	78-87-5	
1,3-Dichloropropane	ND	mg/kg	0.0053	0.00048	1		09/22/20 09:22	142-28-9	
2,2-Dichloropropane	ND	mg/kg	0.0053	0.00034	1		09/22/20 09:22	594-20-7	
1,1-Dichloropropene	ND	mg/kg	0.0053	0.00035	1		09/22/20 09:22	563-58-6	
cis-1,3-Dichloropropene	ND	mg/kg	0.0053	0.00035	1		09/22/20 09:22	10061-01-5	
trans-1,3-Dichloropropene	ND	mg/kg	0.0053	0.00036	1		09/22/20 09:22	10061-02-6	
Ethylbenzene	**0.00051J**	mg/kg	0.0053	0.00040	1		09/22/20 09:22	100-41-4	
Ethyl methacrylate	ND	mg/kg	0.11	0.00024	1		09/22/20 09:22	97-63-2	
Hexachloro-1,3-butadiene	ND	mg/kg	0.0053	0.00026	1		09/22/20 09:22	87-68-3	
2-Hexanone	ND	mg/kg	0.11	0.0022	1		09/22/20 09:22	591-78-6	

This report shall not be reproduced, except in full,
without the written consent of Pace Analytical Services, LLC.

Pace Analytical Services, LLC
7726 Moller Road
Indianapolis, IN 46268
(317)228-3100

ANALYTICAL RESULTS

Project: Amphenol
Pace Project No.: 50267608

Sample: GP-30 SL (18.75-19.25) **Lab ID: 50267608016** Collected: 09/16/20 14:30 Received: 09/17/20 12:35 Matrix: Solid

Results reported on a "dry weight" basis and are adjusted for percent moisture, sample size and any dilutions.

Parameters	Results	Units	Report Limit	MDL	DF	Prepared	Analyzed	CAS No.	Qual
8260 MSV 5035A VOA	Analytical Method: EPA 8260								
	Pace Analytical Services - Indianapolis								
Iodomethane	ND	mg/kg	0.11	0.0031	1		09/22/20 09:22	74-88-4	
Isopropylbenzene (Cumene)	ND	mg/kg	0.0053	0.00032	1		09/22/20 09:22	98-82-8	
p-Isopropyltoluene	ND	mg/kg	0.0053	0.00029	1		09/22/20 09:22	99-87-6	
Methylene Chloride	**0.0072J**	mg/kg	0.021	0.0011	1		09/22/20 09:22	75-09-2	
4-Methyl-2-pentanone (MIBK)	ND	mg/kg	0.026	0.0026	1		09/22/20 09:22	108-10-1	
Methyl-tert-butyl ether	ND	mg/kg	0.0053	0.00036	1		09/22/20 09:22	1634-04-4	L2
Naphthalene	ND	mg/kg	0.0053	0.00036	1		09/22/20 09:22	91-20-3	
n-Propylbenzene	ND	mg/kg	0.0053	0.00029	1		09/22/20 09:22	103-65-1	
Styrene	ND	mg/kg	0.0053	0.00035	1		09/22/20 09:22	100-42-5	
1,1,1,2-Tetrachloroethane	ND	mg/kg	0.0053	0.00037	1		09/22/20 09:22	630-20-6	
1,1,2,2-Tetrachloroethane	ND	mg/kg	0.0053	0.00046	1		09/22/20 09:22	79-34-5	
Tetrachloroethene	ND	mg/kg	0.0053	0.00024	1		09/22/20 09:22	127-18-4	
Toluene	**0.0014J**	mg/kg	0.0053	0.00043	1		09/22/20 09:22	108-88-3	
1,2,3-Trichlorobenzene	ND	mg/kg	0.0053	0.00030	1		09/22/20 09:22	87-61-6	
1,2,4-Trichlorobenzene	ND	mg/kg	0.0053	0.00024	1		09/22/20 09:22	120-82-1	
1,1,1-Trichloroethane	ND	mg/kg	0.0053	0.00038	1		09/22/20 09:22	71-55-6	
1,1,2-Trichloroethane	ND	mg/kg	0.0053	0.00047	1		09/22/20 09:22	79-00-5	
Trichloroethene	**0.0013J**	mg/kg	0.0053	0.00038	1		09/22/20 09:22	79-01-6	
Trichlorofluoromethane	ND	mg/kg	0.0053	0.00058	1		09/22/20 09:22	75-69-4	
1,2,3-Trichloropropane	ND	mg/kg	0.0053	0.00032	1		09/22/20 09:22	96-18-4	
1,2,4-Trimethylbenzene	ND	mg/kg	0.0053	0.00031	1		09/22/20 09:22	95-63-6	
1,3,5-Trimethylbenzene	ND	mg/kg	0.0053	0.00029	1		09/22/20 09:22	108-67-8	
Vinyl acetate	ND	mg/kg	0.11	0.00098	1		09/22/20 09:22	108-05-4	
Vinyl chloride	ND	mg/kg	0.0053	0.00031	1		09/22/20 09:22	75-01-4	
Xylene (Total)	**0.0026J**	mg/kg	0.011	0.00071	1		09/22/20 09:22	1330-20-7	
Surrogates									
Dibromofluoromethane (S)	106	%.	73-133		1		09/22/20 09:22	1868-53-7	
Toluene-d8 (S)	109	%.	73-130		1		09/22/20 09:22	2037-26-5	
4-Bromofluorobenzene (S)	84	%.	55-129		1		09/22/20 09:22	460-00-4	
Percent Moisture	Analytical Method: SM 2540G								
	Pace Analytical Services - Indianapolis								
Percent Moisture	**9.1**	%	0.10	0.10	1		09/18/20 10:22		N2

This report shall not be reproduced, except in full,
without the written consent of Pace Analytical Services, LLC.

Pace Analytical Services, LLC
7726 Moller Road
Indianapolis, IN 46268
(317)228-3100

ANALYTICAL RESULTS

Project: Amphenol
Pace Project No.: 50267608

Sample: GP-29 SL (13.50-14.0) **Lab ID: 50267608017** Collected: 09/16/20 16:18 Received: 09/17/20 12:35 Matrix: Solid

Results reported on a "dry weight" basis and are adjusted for percent moisture, sample size and any dilutions.

Parameters	Results	Units	Report Limit	MDL	DF	Prepared	Analyzed	CAS No.	Qual
8260 MSV 5035A VOA	Analytical Method: EPA 8260								
	Pace Analytical Services - Indianapolis								
Acetone	**0.014J**	mg/kg	0.10	0.0030	1		09/22/20 15:53	67-64-1	
Acrolein	ND	mg/kg	0.10	0.0049	1		09/22/20 15:53	107-02-8	
Acrylonitrile	ND	mg/kg	0.10	0.0013	1		09/22/20 15:53	107-13-1	
Benzene	ND	mg/kg	0.0051	0.00019	1		09/22/20 15:53	71-43-2	
Bromobenzene	ND	mg/kg	0.0051	0.00014	1		09/22/20 15:53	108-86-1	
Bromochloromethane	ND	mg/kg	0.0051	0.00037	1		09/22/20 15:53	74-97-5	
Bromodichloromethane	ND	mg/kg	0.0051	0.00016	1		09/22/20 15:53	75-27-4	
Bromoform	ND	mg/kg	0.0051	0.00016	1		09/22/20 15:53	75-25-2	
Bromomethane	ND	mg/kg	0.0051	0.00080	1		09/22/20 15:53	74-83-9	
2-Butanone (MEK)	ND	mg/kg	0.025	0.0015	1		09/22/20 15:53	78-93-3	
n-Butylbenzene	ND	mg/kg	0.0051	0.00021	1		09/22/20 15:53	104-51-8	
sec-Butylbenzene	ND	mg/kg	0.0051	0.00024	1		09/22/20 15:53	135-98-8	
tert-Butylbenzene	ND	mg/kg	0.0051	0.00018	1		09/22/20 15:53	98-06-6	
Carbon disulfide	ND	mg/kg	0.010	0.00043	1		09/22/20 15:53	75-15-0	
Carbon tetrachloride	ND	mg/kg	0.0051	0.00025	1		09/22/20 15:53	56-23-5	
Chlorobenzene	ND	mg/kg	0.0051	0.00022	1		09/22/20 15:53	108-90-7	
Chloroethane	ND	mg/kg	0.0051	0.00042	1		09/22/20 15:53	75-00-3	
Chloroform	ND	mg/kg	0.0051	0.00021	1		09/22/20 15:53	67-66-3	
Chloromethane	ND	mg/kg	0.0051	0.00037	1		09/22/20 15:53	74-87-3	
2-Chlorotoluene	ND	mg/kg	0.0051	0.00023	1		09/22/20 15:53	95-49-8	
4-Chlorotoluene	ND	mg/kg	0.0051	0.00024	1		09/22/20 15:53	106-43-4	
Dibromochloromethane	ND	mg/kg	0.0051	0.00015	1		09/22/20 15:53	124-48-1	
1,2-Dibromoethane (EDB)	ND	mg/kg	0.0051	0.00014	1		09/22/20 15:53	106-93-4	
Dibromomethane	ND	mg/kg	0.0051	0.00029	1		09/22/20 15:53	74-95-3	
1,2-Dichlorobenzene	ND	mg/kg	0.0051	0.00024	1		09/22/20 15:53	95-50-1	
1,3-Dichlorobenzene	ND	mg/kg	0.0051	0.00026	1		09/22/20 15:53	541-73-1	
1,4-Dichlorobenzene	ND	mg/kg	0.0051	0.00022	1		09/22/20 15:53	106-46-7	
trans-1,4-Dichloro-2-butene	ND	mg/kg	0.10	0.00029	1		09/22/20 15:53	110-57-6	
Dichlorodifluoromethane	ND	mg/kg	0.0051	0.00035	1		09/22/20 15:53	75-71-8	
1,1-Dichloroethane	ND	mg/kg	0.0051	0.00044	1		09/22/20 15:53	75-34-3	
1,2-Dichloroethane	ND	mg/kg	0.0051	0.00018	1		09/22/20 15:53	107-06-2	
1,1-Dichloroethene	ND	mg/kg	0.0051	0.00029	1		09/22/20 15:53	75-35-4	
cis-1,2-Dichloroethene	ND	mg/kg	0.0051	0.00023	1		09/22/20 15:53	156-59-2	
trans-1,2-Dichloroethene	ND	mg/kg	0.0051	0.00035	1		09/22/20 15:53	156-60-5	
1,2-Dichloropropane	ND	mg/kg	0.0051	0.00018	1		09/22/20 15:53	78-87-5	
1,3-Dichloropropane	ND	mg/kg	0.0051	0.00019	1		09/22/20 15:53	142-28-9	
2,2-Dichloropropane	ND	mg/kg	0.0051	0.00016	1		09/22/20 15:53	594-20-7	
1,1-Dichloropropene	ND	mg/kg	0.0051	0.00022	1		09/22/20 15:53	563-58-6	
cis-1,3-Dichloropropene	ND	mg/kg	0.0051	0.00018	1		09/22/20 15:53	10061-01-5	
trans-1,3-Dichloropropene	ND	mg/kg	0.0051	0.00012	1		09/22/20 15:53	10061-02-6	
Ethylbenzene	ND	mg/kg	0.0051	0.00021	1		09/22/20 15:53	100-41-4	
Ethyl methacrylate	ND	mg/kg	0.10	0.00026	1		09/22/20 15:53	97-63-2	
Hexachloro-1,3-butadiene	ND	mg/kg	0.0051	0.00025	1		09/22/20 15:53	87-68-3	
2-Hexanone	ND	mg/kg	0.10	0.0011	1		09/22/20 15:53	591-78-6	

This report shall not be reproduced, except in full,
without the written consent of Pace Analytical Services, LLC.

Pace Analytical Services, LLC
7726 Moller Road
Indianapolis, IN 46268
(317)228-3100

ANALYTICAL RESULTS

Project: Amphenol
Pace Project No.: 50267608

Sample: GP-29 SL (13.50-14.0) **Lab ID: 50267608017** Collected: 09/16/20 16:18 Received: 09/17/20 12:35 Matrix: Solid

Results reported on a "dry weight" basis and are adjusted for percent moisture, sample size and any dilutions.

Parameters	Results	Units	Report Limit	MDL	DF	Prepared	Analyzed	CAS No.	Qual
8260 MSV 5035A VOA	Analytical Method: EPA 8260								
	Pace Analytical Services - Indianapolis								
Iodomethane	ND	mg/kg	0.10	0.0012	1		09/22/20 15:53	74-88-4	
Isopropylbenzene (Cumene)	ND	mg/kg	0.0051	0.00023	1		09/22/20 15:53	98-82-8	
p-Isopropyltoluene	ND	mg/kg	0.0051	0.00021	1		09/22/20 15:53	99-87-6	
Methylene Chloride	ND	mg/kg	0.020	0.0064	1		09/22/20 15:53	75-09-2	
4-Methyl-2-pentanone (MIBK)	ND	mg/kg	0.025	0.0017	1		09/22/20 15:53	108-10-1	
Methyl-tert-butyl ether	ND	mg/kg	0.0051	0.00017	1		09/22/20 15:53	1634-04-4	
Naphthalene	ND	mg/kg	0.0051	0.00019	1		09/22/20 15:53	91-20-3	
n-Propylbenzene	ND	mg/kg	0.0051	0.00023	1		09/22/20 15:53	103-65-1	
Styrene	ND	mg/kg	0.0051	0.00017	1		09/22/20 15:53	100-42-5	
1,1,1,2-Tetrachloroethane	ND	mg/kg	0.0051	0.00014	1		09/22/20 15:53	630-20-6	
1,1,2,2-Tetrachloroethane	ND	mg/kg	0.0051	0.00024	1		09/22/20 15:53	79-34-5	
Tetrachloroethene	ND	mg/kg	0.0051	0.00020	1		09/22/20 15:53	127-18-4	
Toluene	**0.00059J**	mg/kg	0.0051	0.00019	1		09/22/20 15:53	108-88-3	
1,2,3-Trichlorobenzene	ND	mg/kg	0.0051	0.00027	1		09/22/20 15:53	87-61-6	
1,2,4-Trichlorobenzene	ND	mg/kg	0.0051	0.00025	1		09/22/20 15:53	120-82-1	
1,1,1-Trichloroethane	ND	mg/kg	0.0051	0.00022	1		09/22/20 15:53	71-55-6	
1,1,2-Trichloroethane	ND	mg/kg	0.0051	0.00022	1		09/22/20 15:53	79-00-5	
Trichloroethene	ND	mg/kg	0.0051	0.00021	1		09/22/20 15:53	79-01-6	
Trichlorofluoromethane	ND	mg/kg	0.0051	0.00040	1		09/22/20 15:53	75-69-4	
1,2,3-Trichloropropane	ND	mg/kg	0.0051	0.00027	1		09/22/20 15:53	96-18-4	
1,2,4-Trimethylbenzene	**0.00023J**	mg/kg	0.0051	0.00019	1		09/22/20 15:53	95-63-6	
1,3,5-Trimethylbenzene	ND	mg/kg	0.0051	0.00020	1		09/22/20 15:53	108-67-8	
Vinyl acetate	ND	mg/kg	0.10	0.0014	1		09/22/20 15:53	108-05-4	
Vinyl chloride	ND	mg/kg	0.0051	0.00036	1		09/22/20 15:53	75-01-4	
Xylene (Total)	**0.00074J**	mg/kg	0.010	0.00040	1		09/22/20 15:53	1330-20-7	
Surrogates									
Dibromofluoromethane (S)	112	%.	73-133		1		09/22/20 15:53	1868-53-7	
Toluene-d8 (S)	99	%.	73-130		1		09/22/20 15:53	2037-26-5	
4-Bromofluorobenzene (S)	92	%.	55-129		1		09/22/20 15:53	460-00-4	
Percent Moisture	Analytical Method: SM 2540G								
	Pace Analytical Services - Indianapolis								
Percent Moisture	**7.4**	%	0.10	0.10	1		09/18/20 10:22		N2

This report shall not be reproduced, except in full,
without the written consent of Pace Analytical Services, LLC.

Pace Analytical Services, LLC
7726 Moller Road
Indianapolis, IN 46268
(317)228-3100

ANALYTICAL RESULTS

Project: Amphenol
Pace Project No.: 50267608

Sample: GP-29 SL (15.0-15.50) **Lab ID: 50267608018** Collected: 09/16/20 16:14 Received: 09/17/20 12:35 Matrix: Solid

Results reported on a "dry weight" basis and are adjusted for percent moisture, sample size and any dilutions.

Parameters	Results	Units	Report Limit	MDL	DF	Prepared	Analyzed	CAS No.	Qual
8260 MSV 5035A VOA	Analytical Method: EPA 8260								
	Pace Analytical Services - Indianapolis								
Acetone	**0.014J**	mg/kg	0.099	0.0030	1		09/22/20 16:31	67-64-1	
Acrolein	ND	mg/kg	0.099	0.0048	1		09/22/20 16:31	107-02-8	
Acrylonitrile	ND	mg/kg	0.099	0.0013	1		09/22/20 16:31	107-13-1	
Benzene	ND	mg/kg	0.0050	0.00018	1		09/22/20 16:31	71-43-2	
Bromobenzene	ND	mg/kg	0.0050	0.00014	1		09/22/20 16:31	108-86-1	
Bromochloromethane	ND	mg/kg	0.0050	0.00036	1		09/22/20 16:31	74-97-5	
Bromodichloromethane	ND	mg/kg	0.0050	0.00015	1		09/22/20 16:31	75-27-4	
Bromoform	ND	mg/kg	0.0050	0.00016	1		09/22/20 16:31	75-25-2	
Bromomethane	ND	mg/kg	0.0050	0.00078	1		09/22/20 16:31	74-83-9	
2-Butanone (MEK)	ND	mg/kg	0.025	0.0015	1		09/22/20 16:31	78-93-3	
n-Butylbenzene	ND	mg/kg	0.0050	0.00021	1		09/22/20 16:31	104-51-8	
sec-Butylbenzene	ND	mg/kg	0.0050	0.00024	1		09/22/20 16:31	135-98-8	
tert-Butylbenzene	ND	mg/kg	0.0050	0.00018	1		09/22/20 16:31	98-06-6	
Carbon disulfide	ND	mg/kg	0.0099	0.00042	1		09/22/20 16:31	75-15-0	
Carbon tetrachloride	ND	mg/kg	0.0050	0.00024	1		09/22/20 16:31	56-23-5	
Chlorobenzene	ND	mg/kg	0.0050	0.00022	1		09/22/20 16:31	108-90-7	
Chloroethane	ND	mg/kg	0.0050	0.00041	1		09/22/20 16:31	75-00-3	
Chloroform	ND	mg/kg	0.0050	0.00021	1		09/22/20 16:31	67-66-3	
Chloromethane	ND	mg/kg	0.0050	0.00036	1		09/22/20 16:31	74-87-3	
2-Chlorotoluene	ND	mg/kg	0.0050	0.00023	1		09/22/20 16:31	95-49-8	
4-Chlorotoluene	ND	mg/kg	0.0050	0.00023	1		09/22/20 16:31	106-43-4	
Dibromochloromethane	ND	mg/kg	0.0050	0.00015	1		09/22/20 16:31	124-48-1	
1,2-Dibromoethane (EDB)	ND	mg/kg	0.0050	0.00013	1		09/22/20 16:31	106-93-4	
Dibromomethane	ND	mg/kg	0.0050	0.00028	1		09/22/20 16:31	74-95-3	
1,2-Dichlorobenzene	ND	mg/kg	0.0050	0.00024	1		09/22/20 16:31	95-50-1	
1,3-Dichlorobenzene	ND	mg/kg	0.0050	0.00026	1		09/22/20 16:31	541-73-1	
1,4-Dichlorobenzene	ND	mg/kg	0.0050	0.00022	1		09/22/20 16:31	106-46-7	
trans-1,4-Dichloro-2-butene	ND	mg/kg	0.099	0.00029	1		09/22/20 16:31	110-57-6	
Dichlorodifluoromethane	ND	mg/kg	0.0050	0.00034	1		09/22/20 16:31	75-71-8	
1,1-Dichloroethane	ND	mg/kg	0.0050	0.00044	1		09/22/20 16:31	75-34-3	
1,2-Dichloroethane	ND	mg/kg	0.0050	0.00017	1		09/22/20 16:31	107-06-2	
1,1-Dichloroethene	ND	mg/kg	0.0050	0.00028	1		09/22/20 16:31	75-35-4	
cis-1,2-Dichloroethene	ND	mg/kg	0.0050	0.00023	1		09/22/20 16:31	156-59-2	
trans-1,2-Dichloroethene	ND	mg/kg	0.0050	0.00035	1		09/22/20 16:31	156-60-5	
1,2-Dichloropropane	ND	mg/kg	0.0050	0.00018	1		09/22/20 16:31	78-87-5	
1,3-Dichloropropane	ND	mg/kg	0.0050	0.00019	1		09/22/20 16:31	142-28-9	
2,2-Dichloropropane	ND	mg/kg	0.0050	0.00016	1		09/22/20 16:31	594-20-7	
1,1-Dichloropropene	ND	mg/kg	0.0050	0.00022	1		09/22/20 16:31	563-58-6	
cis-1,3-Dichloropropene	ND	mg/kg	0.0050	0.00018	1		09/22/20 16:31	10061-01-5	
trans-1,3-Dichloropropene	ND	mg/kg	0.0050	0.00011	1		09/22/20 16:31	10061-02-6	
Ethylbenzene	**0.00033J**	mg/kg	0.0050	0.00021	1		09/22/20 16:31	100-41-4	
Ethyl methacrylate	ND	mg/kg	0.099	0.00025	1		09/22/20 16:31	97-63-2	
Hexachloro-1,3-butadiene	ND	mg/kg	0.0050	0.00024	1		09/22/20 16:31	87-68-3	
2-Hexanone	ND	mg/kg	0.099	0.0011	1		09/22/20 16:31	591-78-6	

This report shall not be reproduced, except in full,
without the written consent of Pace Analytical Services, LLC.

Pace Analytical Services, LLC
7726 Moller Road
Indianapolis, IN 46268
(317)228-3100

ANALYTICAL RESULTS

Project: Amphenol
Pace Project No.: 50267608

Sample: GP-29 SL (15.0-15.50) **Lab ID: 50267608018** Collected: 09/16/20 16:14 Received: 09/17/20 12:35 Matrix: Solid

Results reported on a "dry weight" basis and are adjusted for percent moisture, sample size and any dilutions.

Parameters	Results	Units	Report Limit	MDL	DF	Prepared	Analyzed	CAS No.	Qual
8260 MSV 5035A VOA	Analytical Method: EPA 8260								
	Pace Analytical Services - Indianapolis								
Iodomethane	ND	mg/kg	0.099	0.0012	1		09/22/20 16:31	74-88-4	
Isopropylbenzene (Cumene)	ND	mg/kg	0.0050	0.00022	1		09/22/20 16:31	98-82-8	
p-Isopropyltoluene	ND	mg/kg	0.0050	0.00021	1		09/22/20 16:31	99-87-6	
Methylene Chloride	ND	mg/kg	0.020	0.0063	1		09/22/20 16:31	75-09-2	
4-Methyl-2-pentanone (MIBK)	ND	mg/kg	0.025	0.0017	1		09/22/20 16:31	108-10-1	
Methyl-tert-butyl ether	ND	mg/kg	0.0050	0.00016	1		09/22/20 16:31	1634-04-4	
Naphthalene	ND	mg/kg	0.0050	0.00019	1		09/22/20 16:31	91-20-3	
n-Propylbenzene	ND	mg/kg	0.0050	0.00023	1		09/22/20 16:31	103-65-1	
Styrene	ND	mg/kg	0.0050	0.00016	1		09/22/20 16:31	100-42-5	
1,1,1,2-Tetrachloroethane	ND	mg/kg	0.0050	0.00013	1		09/22/20 16:31	630-20-6	
1,1,2,2-Tetrachloroethane	ND	mg/kg	0.0050	0.00024	1		09/22/20 16:31	79-34-5	
Tetrachloroethene	ND	mg/kg	0.0050	0.00019	1		09/22/20 16:31	127-18-4	
Toluene	**0.0010J**	mg/kg	0.0050	0.00018	1		09/22/20 16:31	108-88-3	
1,2,3-Trichlorobenzene	ND	mg/kg	0.0050	0.00026	1		09/22/20 16:31	87-61-6	
1,2,4-Trichlorobenzene	ND	mg/kg	0.0050	0.00025	1		09/22/20 16:31	120-82-1	
1,1,1-Trichloroethane	ND	mg/kg	0.0050	0.00022	1		09/22/20 16:31	71-55-6	
1,1,2-Trichloroethane	ND	mg/kg	0.0050	0.00021	1		09/22/20 16:31	79-00-5	
Trichloroethene	ND	mg/kg	0.0050	0.00021	1		09/22/20 16:31	79-01-6	
Trichlorofluoromethane	ND	mg/kg	0.0050	0.00039	1		09/22/20 16:31	75-69-4	
1,2,3-Trichloropropane	ND	mg/kg	0.0050	0.00026	1		09/22/20 16:31	96-18-4	
1,2,4-Trimethylbenzene	**0.00043J**	mg/kg	0.0050	0.00019	1		09/22/20 16:31	95-63-6	
1,3,5-Trimethylbenzene	ND	mg/kg	0.0050	0.00020	1		09/22/20 16:31	108-67-8	
Vinyl acetate	ND	mg/kg	0.099	0.0014	1		09/22/20 16:31	108-05-4	
Vinyl chloride	ND	mg/kg	0.0050	0.00035	1		09/22/20 16:31	75-01-4	
Xylene (Total)	**0.0011J**	mg/kg	0.0099	0.00039	1		09/22/20 16:31	1330-20-7	
Surrogates									
Dibromofluoromethane (S)	111	%.	73-133		1		09/22/20 16:31	1868-53-7	
Toluene-d8 (S)	101	%.	73-130		1		09/22/20 16:31	2037-26-5	
4-Bromofluorobenzene (S)	91	%.	55-129		1		09/22/20 16:31	460-00-4	
Percent Moisture	Analytical Method: SM 2540G								
	Pace Analytical Services - Indianapolis								
Percent Moisture	**18.2**	%	0.10	0.10	1		09/18/20 10:15		N2

This report shall not be reproduced, except in full,
without the written consent of Pace Analytical Services, LLC.

Pace Analytical Services, LLC
7726 Moller Road
Indianapolis, IN 46268
(317)228-3100

ANALYTICAL RESULTS

Project: Amphenol
Pace Project No.: 50267608

Sample: GP-29 SL (20.0-20.50) **Lab ID: 50267608019** Collected: 09/16/20 16:10 Received: 09/17/20 12:35 Matrix: Solid

Results reported on a "dry weight" basis and are adjusted for percent moisture, sample size and any dilutions.

Parameters	Results	Units	Report Limit	MDL	DF	Prepared	Analyzed	CAS No.	Qual
8260 MSV 5035A VOA	Analytical Method: EPA 8260								
	Pace Analytical Services - Indianapolis								
Acetone	**0.017J**	mg/kg	0.092	0.0027	1		09/22/20 17:09	67-64-1	
Acrolein	ND	mg/kg	0.092	0.0044	1		09/22/20 17:09	107-02-8	
Acrylonitrile	ND	mg/kg	0.092	0.0012	1		09/22/20 17:09	107-13-1	
Benzene	**0.0012J**	mg/kg	0.0046	0.00017	1		09/22/20 17:09	71-43-2	
Bromobenzene	ND	mg/kg	0.0046	0.00012	1		09/22/20 17:09	108-86-1	
Bromochloromethane	ND	mg/kg	0.0046	0.00033	1		09/22/20 17:09	74-97-5	
Bromodichloromethane	ND	mg/kg	0.0046	0.00014	1		09/22/20 17:09	75-27-4	
Bromoform	ND	mg/kg	0.0046	0.00015	1		09/22/20 17:09	75-25-2	
Bromomethane	ND	mg/kg	0.0046	0.00072	1		09/22/20 17:09	74-83-9	
2-Butanone (MEK)	ND	mg/kg	0.023	0.0013	1		09/22/20 17:09	78-93-3	
n-Butylbenzene	ND	mg/kg	0.0046	0.00019	1		09/22/20 17:09	104-51-8	
sec-Butylbenzene	ND	mg/kg	0.0046	0.00022	1		09/22/20 17:09	135-98-8	
tert-Butylbenzene	ND	mg/kg	0.0046	0.00016	1		09/22/20 17:09	98-06-6	
Carbon disulfide	ND	mg/kg	0.0092	0.00039	1		09/22/20 17:09	75-15-0	
Carbon tetrachloride	ND	mg/kg	0.0046	0.00022	1		09/22/20 17:09	56-23-5	
Chlorobenzene	ND	mg/kg	0.0046	0.00020	1		09/22/20 17:09	108-90-7	
Chloroethane	ND	mg/kg	0.0046	0.00038	1		09/22/20 17:09	75-00-3	
Chloroform	ND	mg/kg	0.0046	0.00019	1		09/22/20 17:09	67-66-3	
Chloromethane	ND	mg/kg	0.0046	0.00033	1		09/22/20 17:09	74-87-3	
2-Chlorotoluene	ND	mg/kg	0.0046	0.00021	1		09/22/20 17:09	95-49-8	
4-Chlorotoluene	ND	mg/kg	0.0046	0.00022	1		09/22/20 17:09	106-43-4	
Dibromochloromethane	ND	mg/kg	0.0046	0.00014	1		09/22/20 17:09	124-48-1	
1,2-Dibromoethane (EDB)	ND	mg/kg	0.0046	0.00012	1		09/22/20 17:09	106-93-4	
Dibromomethane	ND	mg/kg	0.0046	0.00026	1		09/22/20 17:09	74-95-3	
1,2-Dichlorobenzene	ND	mg/kg	0.0046	0.00022	1		09/22/20 17:09	95-50-1	
1,3-Dichlorobenzene	ND	mg/kg	0.0046	0.00024	1		09/22/20 17:09	541-73-1	
1,4-Dichlorobenzene	**0.00075J**	mg/kg	0.0046	0.00020	1		09/22/20 17:09	106-46-7	
trans-1,4-Dichloro-2-butene	ND	mg/kg	0.092	0.00027	1		09/22/20 17:09	110-57-6	
Dichlorodifluoromethane	ND	mg/kg	0.0046	0.00032	1		09/22/20 17:09	75-71-8	
1,1-Dichloroethane	ND	mg/kg	0.0046	0.00040	1		09/22/20 17:09	75-34-3	
1,2-Dichloroethane	ND	mg/kg	0.0046	0.00016	1		09/22/20 17:09	107-06-2	
1,1-Dichloroethene	ND	mg/kg	0.0046	0.00026	1		09/22/20 17:09	75-35-4	
cis-1,2-Dichloroethene	ND	mg/kg	0.0046	0.00021	1		09/22/20 17:09	156-59-2	
trans-1,2-Dichloroethene	ND	mg/kg	0.0046	0.00032	1		09/22/20 17:09	156-60-5	
1,2-Dichloropropane	ND	mg/kg	0.0046	0.00017	1		09/22/20 17:09	78-87-5	
1,3-Dichloropropane	ND	mg/kg	0.0046	0.00018	1		09/22/20 17:09	142-28-9	
2,2-Dichloropropane	ND	mg/kg	0.0046	0.00015	1		09/22/20 17:09	594-20-7	
1,1-Dichloropropene	ND	mg/kg	0.0046	0.00020	1		09/22/20 17:09	563-58-6	
cis-1,3-Dichloropropene	ND	mg/kg	0.0046	0.00016	1		09/22/20 17:09	10061-01-5	
trans-1,3-Dichloropropene	ND	mg/kg	0.0046	0.00011	1		09/22/20 17:09	10061-02-6	
Ethylbenzene	**0.0014J**	mg/kg	0.0046	0.00019	1		09/22/20 17:09	100-41-4	
Ethyl methacrylate	ND	mg/kg	0.092	0.00023	1		09/22/20 17:09	97-63-2	
Hexachloro-1,3-butadiene	ND	mg/kg	0.0046	0.00023	1		09/22/20 17:09	87-68-3	
2-Hexanone	ND	mg/kg	0.092	0.0010	1		09/22/20 17:09	591-78-6	

This report shall not be reproduced, except in full,
without the written consent of Pace Analytical Services, LLC.

Pace Analytical Services, LLC
7726 Moller Road
Indianapolis, IN 46268
(317)228-3100

ANALYTICAL RESULTS

Project: Amphenol
Pace Project No.: 50267608

Sample: GP-29 SL (20.0-20.50) **Lab ID: 50267608019** Collected: 09/16/20 16:10 Received: 09/17/20 12:35 Matrix: Solid

Results reported on a "dry weight" basis and are adjusted for percent moisture, sample size and any dilutions.

Parameters	Results	Units	Report Limit	MDL	DF	Prepared	Analyzed	CAS No.	Qual
8260 MSV 5035A VOA	Analytical Method: EPA 8260								
	Pace Analytical Services - Indianapolis								
Iodomethane	ND	mg/kg	0.092	0.0011	1		09/22/20 17:09	74-88-4	
Isopropylbenzene (Cumene)	ND	mg/kg	0.0046	0.00021	1		09/22/20 17:09	98-82-8	
p-Isopropyltoluene	ND	mg/kg	0.0046	0.00019	1		09/22/20 17:09	99-87-6	
Methylene Chloride	ND	mg/kg	0.018	0.0058	1		09/22/20 17:09	75-09-2	
4-Methyl-2-pentanone (MIBK)	ND	mg/kg	0.023	0.0016	1		09/22/20 17:09	108-10-1	
Methyl-tert-butyl ether	ND	mg/kg	0.0046	0.00015	1		09/22/20 17:09	1634-04-4	
Naphthalene	ND	mg/kg	0.0046	0.00018	1		09/22/20 17:09	91-20-3	
n-Propylbenzene	ND	mg/kg	0.0046	0.00021	1		09/22/20 17:09	103-65-1	
Styrene	ND	mg/kg	0.0046	0.00015	1		09/22/20 17:09	100-42-5	
1,1,1,2-Tetrachloroethane	ND	mg/kg	0.0046	0.00012	1		09/22/20 17:09	630-20-6	
1,1,2,2-Tetrachloroethane	ND	mg/kg	0.0046	0.00022	1		09/22/20 17:09	79-34-5	
Tetrachloroethene	**0.0037J**	mg/kg	0.0046	0.00018	1		09/22/20 17:09	127-18-4	
Toluene	**0.0039J**	mg/kg	0.0046	0.00017	1		09/22/20 17:09	108-88-3	
1,2,3-Trichlorobenzene	ND	mg/kg	0.0046	0.00024	1		09/22/20 17:09	87-61-6	
1,2,4-Trichlorobenzene	ND	mg/kg	0.0046	0.00023	1		09/22/20 17:09	120-82-1	
1,1,1-Trichloroethane	ND	mg/kg	0.0046	0.00020	1		09/22/20 17:09	71-55-6	
1,1,2-Trichloroethane	ND	mg/kg	0.0046	0.00020	1		09/22/20 17:09	79-00-5	
Trichloroethene	ND	mg/kg	0.0046	0.00019	1		09/22/20 17:09	79-01-6	
Trichlorofluoromethane	ND	mg/kg	0.0046	0.00036	1		09/22/20 17:09	75-69-4	
1,2,3-Trichloropropane	ND	mg/kg	0.0046	0.00024	1		09/22/20 17:09	96-18-4	
1,2,4-Trimethylbenzene	**0.0015J**	mg/kg	0.0046	0.00017	1		09/22/20 17:09	95-63-6	
1,3,5-Trimethylbenzene	**0.00046J**	mg/kg	0.0046	0.00018	1		09/22/20 17:09	108-67-8	
Vinyl acetate	ND	mg/kg	0.092	0.0013	1		09/22/20 17:09	108-05-4	
Vinyl chloride	ND	mg/kg	0.0046	0.00032	1		09/22/20 17:09	75-01-4	
Xylene (Total)	**0.0035J**	mg/kg	0.0092	0.00036	1		09/22/20 17:09	1330-20-7	
Surrogates									
Dibromofluoromethane (S)	112	%.	73-133		1		09/22/20 17:09	1868-53-7	
Toluene-d8 (S)	101	%.	73-130		1		09/22/20 17:09	2037-26-5	
4-Bromofluorobenzene (S)	85	%.	55-129		1		09/22/20 17:09	460-00-4	
Percent Moisture	Analytical Method: SM 2540G								
	Pace Analytical Services - Indianapolis								
Percent Moisture	**9.7**	%	0.10	0.10	1		09/18/20 10:15		N2

This report shall not be reproduced, except in full,
without the written consent of Pace Analytical Services, LLC.

Pace Analytical Services, LLC
7726 Moller Road
Indianapolis, IN 46268
(317)228-3100

ANALYTICAL RESULTS

Project: Amphenol
Pace Project No.: 50267608

Sample: GP-29 SL (20.50-21.00) **Lab ID: 50267608020** Collected: 09/16/20 16:06 Received: 09/17/20 12:35 Matrix: Solid

Results reported on a "dry weight" basis and are adjusted for percent moisture, sample size and any dilutions.

Parameters	Results	Units	Report Limit	MDL	DF	Prepared	Analyzed	CAS No.	Qual
8260 MSV 5035A VOA	Analytical Method: EPA 8260								
	Pace Analytical Services - Indianapolis								
Acetone	**0.010J**	mg/kg	0.083	0.0025	1		09/22/20 17:46	67-64-1	
Acrolein	ND	mg/kg	0.083	0.0040	1		09/22/20 17:46	107-02-8	
Acrylonitrile	ND	mg/kg	0.083	0.0011	1		09/22/20 17:46	107-13-1	
Benzene	ND	mg/kg	0.0042	0.00015	1		09/22/20 17:46	71-43-2	
Bromobenzene	ND	mg/kg	0.0042	0.00011	1		09/22/20 17:46	108-86-1	
Bromochloromethane	ND	mg/kg	0.0042	0.00030	1		09/22/20 17:46	74-97-5	
Bromodichloromethane	ND	mg/kg	0.0042	0.00013	1		09/22/20 17:46	75-27-4	
Bromoform	ND	mg/kg	0.0042	0.00014	1		09/22/20 17:46	75-25-2	
Bromomethane	ND	mg/kg	0.0042	0.00066	1		09/22/20 17:46	74-83-9	
2-Butanone (MEK)	ND	mg/kg	0.021	0.0012	1		09/22/20 17:46	78-93-3	
n-Butylbenzene	ND	mg/kg	0.0042	0.00017	1		09/22/20 17:46	104-51-8	
sec-Butylbenzene	ND	mg/kg	0.0042	0.00020	1		09/22/20 17:46	135-98-8	
tert-Butylbenzene	ND	mg/kg	0.0042	0.00015	1		09/22/20 17:46	98-06-6	
Carbon disulfide	ND	mg/kg	0.0083	0.00036	1		09/22/20 17:46	75-15-0	
Carbon tetrachloride	ND	mg/kg	0.0042	0.00020	1		09/22/20 17:46	56-23-5	
Chlorobenzene	ND	mg/kg	0.0042	0.00018	1		09/22/20 17:46	108-90-7	
Chloroethane	ND	mg/kg	0.0042	0.00034	1		09/22/20 17:46	75-00-3	
Chloroform	ND	mg/kg	0.0042	0.00018	1		09/22/20 17:46	67-66-3	
Chloromethane	ND	mg/kg	0.0042	0.00030	1		09/22/20 17:46	74-87-3	
2-Chlorotoluene	ND	mg/kg	0.0042	0.00019	1		09/22/20 17:46	95-49-8	
4-Chlorotoluene	ND	mg/kg	0.0042	0.00020	1		09/22/20 17:46	106-43-4	
Dibromochloromethane	ND	mg/kg	0.0042	0.00012	1		09/22/20 17:46	124-48-1	
1,2-Dibromoethane (EDB)	ND	mg/kg	0.0042	0.00011	1		09/22/20 17:46	106-93-4	
Dibromomethane	ND	mg/kg	0.0042	0.00024	1		09/22/20 17:46	74-95-3	
1,2-Dichlorobenzene	ND	mg/kg	0.0042	0.00020	1		09/22/20 17:46	95-50-1	
1,3-Dichlorobenzene	ND	mg/kg	0.0042	0.00022	1		09/22/20 17:46	541-73-1	
1,4-Dichlorobenzene	ND	mg/kg	0.0042	0.00018	1		09/22/20 17:46	106-46-7	
trans-1,4-Dichloro-2-butene	ND	mg/kg	0.083	0.00024	1		09/22/20 17:46	110-57-6	
Dichlorodifluoromethane	ND	mg/kg	0.0042	0.00029	1		09/22/20 17:46	75-71-8	
1,1-Dichloroethane	ND	mg/kg	0.0042	0.00037	1		09/22/20 17:46	75-34-3	
1,2-Dichloroethane	ND	mg/kg	0.0042	0.00015	1		09/22/20 17:46	107-06-2	
1,1-Dichloroethene	ND	mg/kg	0.0042	0.00024	1		09/22/20 17:46	75-35-4	
cis-1,2-Dichloroethene	ND	mg/kg	0.0042	0.00019	1		09/22/20 17:46	156-59-2	
trans-1,2-Dichloroethene	ND	mg/kg	0.0042	0.00029	1		09/22/20 17:46	156-60-5	
1,2-Dichloropropane	ND	mg/kg	0.0042	0.00015	1		09/22/20 17:46	78-87-5	
1,3-Dichloropropane	ND	mg/kg	0.0042	0.00016	1		09/22/20 17:46	142-28-9	
2,2-Dichloropropane	ND	mg/kg	0.0042	0.00014	1		09/22/20 17:46	594-20-7	
1,1-Dichloropropene	ND	mg/kg	0.0042	0.00018	1		09/22/20 17:46	563-58-6	
cis-1,3-Dichloropropene	ND	mg/kg	0.0042	0.00015	1		09/22/20 17:46	10061-01-5	
trans-1,3-Dichloropropene	ND	mg/kg	0.0042	0.000096	1		09/22/20 17:46	10061-02-6	
Ethylbenzene	ND	mg/kg	0.0042	0.00017	1		09/22/20 17:46	100-41-4	
Ethyl methacrylate	ND	mg/kg	0.083	0.00021	1		09/22/20 17:46	97-63-2	
Hexachloro-1,3-butadiene	ND	mg/kg	0.0042	0.00021	1		09/22/20 17:46	87-68-3	
2-Hexanone	ND	mg/kg	0.083	0.00091	1		09/22/20 17:46	591-78-6	

This report shall not be reproduced, except in full,
without the written consent of Pace Analytical Services, LLC.

Pace Analytical Services, LLC
7726 Moller Road
Indianapolis, IN 46268
(317)228-3100

ANALYTICAL RESULTS

Project: Amphenol
Pace Project No.: 50267608

Sample: GP-29 SL (20.50-21.00) **Lab ID: 50267608020** Collected: 09/16/20 16:06 Received: 09/17/20 12:35 Matrix: Solid

Results reported on a "dry weight" basis and are adjusted for percent moisture, sample size and any dilutions.

Parameters	Results	Units	Report Limit	MDL	DF	Prepared	Analyzed	CAS No.	Qual
8260 MSV 5035A VOA	Analytical Method: EPA 8260								
	Pace Analytical Services - Indianapolis								
Iodomethane	ND	mg/kg	0.083	0.00097	1		09/22/20 17:46	74-88-4	
Isopropylbenzene (Cumene)	ND	mg/kg	0.0042	0.00019	1		09/22/20 17:46	98-82-8	
p-Isopropyltoluene	ND	mg/kg	0.0042	0.00017	1		09/22/20 17:46	99-87-6	
Methylene Chloride	ND	mg/kg	0.017	0.0053	1		09/22/20 17:46	75-09-2	
4-Methyl-2-pentanone (MIBK)	ND	mg/kg	0.021	0.0014	1		09/22/20 17:46	108-10-1	
Methyl-tert-butyl ether	ND	mg/kg	0.0042	0.00014	1		09/22/20 17:46	1634-04-4	
Naphthalene	ND	mg/kg	0.0042	0.00016	1		09/22/20 17:46	91-20-3	
n-Propylbenzene	ND	mg/kg	0.0042	0.00019	1		09/22/20 17:46	103-65-1	
Styrene	ND	mg/kg	0.0042	0.00014	1		09/22/20 17:46	100-42-5	
1,1,1,2-Tetrachloroethane	ND	mg/kg	0.0042	0.00011	1		09/22/20 17:46	630-20-6	
1,1,2,2-Tetrachloroethane	ND	mg/kg	0.0042	0.00020	1		09/22/20 17:46	79-34-5	
Tetrachloroethene	ND	mg/kg	0.0042	0.00016	1		09/22/20 17:46	127-18-4	
Toluene	**0.00069J**	mg/kg	0.0042	0.00015	1		09/22/20 17:46	108-88-3	
1,2,3-Trichlorobenzene	ND	mg/kg	0.0042	0.00022	1		09/22/20 17:46	87-61-6	
1,2,4-Trichlorobenzene	ND	mg/kg	0.0042	0.00021	1		09/22/20 17:46	120-82-1	
1,1,1-Trichloroethane	ND	mg/kg	0.0042	0.00018	1		09/22/20 17:46	71-55-6	
1,1,2-Trichloroethane	ND	mg/kg	0.0042	0.00018	1		09/22/20 17:46	79-00-5	
Trichloroethene	ND	mg/kg	0.0042	0.00018	1		09/22/20 17:46	79-01-6	
Trichlorofluoromethane	ND	mg/kg	0.0042	0.00033	1		09/22/20 17:46	75-69-4	
1,2,3-Trichloropropane	ND	mg/kg	0.0042	0.00022	1		09/22/20 17:46	96-18-4	
1,2,4-Trimethylbenzene	ND	mg/kg	0.0042	0.00016	1		09/22/20 17:46	95-63-6	
1,3,5-Trimethylbenzene	ND	mg/kg	0.0042	0.00017	1		09/22/20 17:46	108-67-8	
Vinyl acetate	ND	mg/kg	0.083	0.0011	1		09/22/20 17:46	108-05-4	
Vinyl chloride	ND	mg/kg	0.0042	0.00029	1		09/22/20 17:46	75-01-4	
Xylene (Total)	**0.00079J**	mg/kg	0.0083	0.00033	1		09/22/20 17:46	1330-20-7	
Surrogates									
Dibromofluoromethane (S)	117	%.	73-133		1		09/22/20 17:46	1868-53-7	
Toluene-d8 (S)	114	%.	73-130		1		09/22/20 17:46	2037-26-5	
4-Bromofluorobenzene (S)	78	%.	55-129		1		09/22/20 17:46	460-00-4	
Percent Moisture	Analytical Method: SM 2540G								
	Pace Analytical Services - Indianapolis								
Percent Moisture	**10.1**	%	0.10	0.10	1		09/18/20 10:15		N2

This report shall not be reproduced, except in full,
without the written consent of Pace Analytical Services, LLC.

Pace Analytical Services, LLC
7726 Moller Road
Indianapolis, IN 46268
(317)228-3100

ANALYTICAL RESULTS

Project: Amphenol
Pace Project No.: 50267608

Sample: GP-34 SL (21.50-22.0) **Lab ID: 50267608021** Collected: 09/17/20 10:34 Received: 09/17/20 12:35 Matrix: Solid

Results reported on a "dry weight" basis and are adjusted for percent moisture, sample size and any dilutions.

Parameters	Results	Units	Report Limit	MDL	DF	Prepared	Analyzed	CAS No.	Qual
8260 MSV 5035A VOA	Analytical Method: EPA 8260								
	Pace Analytical Services - Indianapolis								
Acetone	**0.011J**	mg/kg	0.097	0.0029	1		09/22/20 18:24	67-64-1	
Acrolein	ND	mg/kg	0.097	0.0047	1		09/22/20 18:24	107-02-8	
Acrylonitrile	ND	mg/kg	0.097	0.0012	1		09/22/20 18:24	107-13-1	
Benzene	ND	mg/kg	0.0048	0.00018	1		09/22/20 18:24	71-43-2	
Bromobenzene	ND	mg/kg	0.0048	0.00013	1		09/22/20 18:24	108-86-1	
Bromochloromethane	ND	mg/kg	0.0048	0.00035	1		09/22/20 18:24	74-97-5	
Bromodichloromethane	ND	mg/kg	0.0048	0.00015	1		09/22/20 18:24	75-27-4	
Bromoform	ND	mg/kg	0.0048	0.00016	1		09/22/20 18:24	75-25-2	
Bromomethane	ND	mg/kg	0.0048	0.00076	1		09/22/20 18:24	74-83-9	
2-Butanone (MEK)	ND	mg/kg	0.024	0.0014	1		09/22/20 18:24	78-93-3	
n-Butylbenzene	ND	mg/kg	0.0048	0.00020	1		09/22/20 18:24	104-51-8	
sec-Butylbenzene	ND	mg/kg	0.0048	0.00023	1		09/22/20 18:24	135-98-8	
tert-Butylbenzene	ND	mg/kg	0.0048	0.00017	1		09/22/20 18:24	98-06-6	
Carbon disulfide	ND	mg/kg	0.0097	0.00041	1		09/22/20 18:24	75-15-0	
Carbon tetrachloride	ND	mg/kg	0.0048	0.00024	1		09/22/20 18:24	56-23-5	
Chlorobenzene	ND	mg/kg	0.0048	0.00021	1		09/22/20 18:24	108-90-7	
Chloroethane	ND	mg/kg	0.0048	0.00040	1		09/22/20 18:24	75-00-3	
Chloroform	ND	mg/kg	0.0048	0.00020	1		09/22/20 18:24	67-66-3	
Chloromethane	ND	mg/kg	0.0048	0.00035	1		09/22/20 18:24	74-87-3	
2-Chlorotoluene	ND	mg/kg	0.0048	0.00022	1		09/22/20 18:24	95-49-8	
4-Chlorotoluene	ND	mg/kg	0.0048	0.00023	1		09/22/20 18:24	106-43-4	
Dibromochloromethane	ND	mg/kg	0.0048	0.00014	1		09/22/20 18:24	124-48-1	
1,2-Dibromoethane (EDB)	ND	mg/kg	0.0048	0.00013	1		09/22/20 18:24	106-93-4	
Dibromomethane	ND	mg/kg	0.0048	0.00027	1		09/22/20 18:24	74-95-3	
1,2-Dichlorobenzene	ND	mg/kg	0.0048	0.00023	1		09/22/20 18:24	95-50-1	
1,3-Dichlorobenzene	ND	mg/kg	0.0048	0.00025	1		09/22/20 18:24	541-73-1	
1,4-Dichlorobenzene	ND	mg/kg	0.0048	0.00021	1		09/22/20 18:24	106-46-7	
trans-1,4-Dichloro-2-butene	ND	mg/kg	0.097	0.00028	1		09/22/20 18:24	110-57-6	
Dichlorodifluoromethane	ND	mg/kg	0.0048	0.00033	1		09/22/20 18:24	75-71-8	
1,1-Dichloroethane	ND	mg/kg	0.0048	0.00042	1		09/22/20 18:24	75-34-3	
1,2-Dichloroethane	ND	mg/kg	0.0048	0.00017	1		09/22/20 18:24	107-06-2	
1,1-Dichloroethene	ND	mg/kg	0.0048	0.00027	1		09/22/20 18:24	75-35-4	
cis-1,2-Dichloroethene	ND	mg/kg	0.0048	0.00022	1		09/22/20 18:24	156-59-2	
trans-1,2-Dichloroethene	ND	mg/kg	0.0048	0.00034	1		09/22/20 18:24	156-60-5	
1,2-Dichloropropane	ND	mg/kg	0.0048	0.00018	1		09/22/20 18:24	78-87-5	
1,3-Dichloropropane	ND	mg/kg	0.0048	0.00019	1		09/22/20 18:24	142-28-9	
2,2-Dichloropropane	ND	mg/kg	0.0048	0.00016	1		09/22/20 18:24	594-20-7	
1,1-Dichloropropene	ND	mg/kg	0.0048	0.00021	1		09/22/20 18:24	563-58-6	
cis-1,3-Dichloropropene	ND	mg/kg	0.0048	0.00017	1		09/22/20 18:24	10061-01-5	
trans-1,3-Dichloropropene	ND	mg/kg	0.0048	0.00011	1		09/22/20 18:24	10061-02-6	
Ethylbenzene	ND	mg/kg	0.0048	0.00020	1		09/22/20 18:24	100-41-4	
Ethyl methacrylate	ND	mg/kg	0.097	0.00024	1		09/22/20 18:24	97-63-2	
Hexachloro-1,3-butadiene	ND	mg/kg	0.0048	0.00024	1		09/22/20 18:24	87-68-3	
2-Hexanone	ND	mg/kg	0.097	0.0011	1		09/22/20 18:24	591-78-6	

This report shall not be reproduced, except in full,
without the written consent of Pace Analytical Services, LLC.

Pace Analytical Services, LLC
7726 Moller Road
Indianapolis, IN 46268
(317)228-3100

ANALYTICAL RESULTS

Project: Amphenol
Pace Project No.: 50267608

Sample: GP-34 SL (21.50-22.0) **Lab ID: 50267608021** Collected: 09/17/20 10:34 Received: 09/17/20 12:35 Matrix: Solid

Results reported on a "dry weight" basis and are adjusted for percent moisture, sample size and any dilutions.

Parameters	Results	Units	Report Limit	MDL	DF	Prepared	Analyzed	CAS No.	Qual
8260 MSV 5035A VOA	Analytical Method: EPA 8260								
	Pace Analytical Services - Indianapolis								
Iodomethane	ND	mg/kg	0.097	0.0011	1		09/22/20 18:24	74-88-4	
Isopropylbenzene (Cumene)	ND	mg/kg	0.0048	0.00022	1		09/22/20 18:24	98-82-8	
p-Isopropyltoluene	ND	mg/kg	0.0048	0.00020	1		09/22/20 18:24	99-87-6	
Methylene Chloride	ND	mg/kg	0.019	0.0061	1		09/22/20 18:24	75-09-2	
4-Methyl-2-pentanone (MIBK)	ND	mg/kg	0.024	0.0017	1		09/22/20 18:24	108-10-1	
Methyl-tert-butyl ether	ND	mg/kg	0.0048	0.00016	1		09/22/20 18:24	1634-04-4	
Naphthalene	ND	mg/kg	0.0048	0.00019	1		09/22/20 18:24	91-20-3	R1
n-Propylbenzene	ND	mg/kg	0.0048	0.00023	1		09/22/20 18:24	103-65-1	
Styrene	ND	mg/kg	0.0048	0.00016	1		09/22/20 18:24	100-42-5	
1,1,1,2-Tetrachloroethane	ND	mg/kg	0.0048	0.00013	1		09/22/20 18:24	630-20-6	
1,1,2,2-Tetrachloroethane	ND	mg/kg	0.0048	0.00023	1		09/22/20 18:24	79-34-5	
Tetrachloroethene	ND	mg/kg	0.0048	0.00019	1		09/22/20 18:24	127-18-4	
Toluene	**0.00023J**	mg/kg	0.0048	0.00018	1		09/22/20 18:24	108-88-3	
1,2,3-Trichlorobenzene	ND	mg/kg	0.0048	0.00026	1		09/22/20 18:24	87-61-6	
1,2,4-Trichlorobenzene	ND	mg/kg	0.0048	0.00024	1		09/22/20 18:24	120-82-1	
1,1,1-Trichloroethane	ND	mg/kg	0.0048	0.00021	1		09/22/20 18:24	71-55-6	
1,1,2-Trichloroethane	ND	mg/kg	0.0048	0.00021	1		09/22/20 18:24	79-00-5	
Trichloroethene	ND	mg/kg	0.0048	0.00020	1		09/22/20 18:24	79-01-6	
Trichlorofluoromethane	ND	mg/kg	0.0048	0.00038	1		09/22/20 18:24	75-69-4	
1,2,3-Trichloropropane	ND	mg/kg	0.0048	0.00026	1		09/22/20 18:24	96-18-4	
1,2,4-Trimethylbenzene	ND	mg/kg	0.0048	0.00018	1		09/22/20 18:24	95-63-6	
1,3,5-Trimethylbenzene	ND	mg/kg	0.0048	0.00019	1		09/22/20 18:24	108-67-8	
Vinyl acetate	ND	mg/kg	0.097	0.0013	1		09/22/20 18:24	108-05-4	
Vinyl chloride	ND	mg/kg	0.0048	0.00034	1		09/22/20 18:24	75-01-4	
Xylene (Total)	ND	mg/kg	0.0097	0.00038	1		09/22/20 18:24	1330-20-7	
Surrogates									
Dibromofluoromethane (S)	109	%.	73-133		1		09/22/20 18:24	1868-53-7	
Toluene-d8 (S)	99	%.	73-130		1		09/22/20 18:24	2037-26-5	
4-Bromofluorobenzene (S)	93	%.	55-129		1		09/22/20 18:24	460-00-4	
Percent Moisture	Analytical Method: SM 2540G								
	Pace Analytical Services - Indianapolis								
Percent Moisture	**12.2**	%	0.10	0.10	1		09/18/20 10:16		N2

This report shall not be reproduced, except in full,
without the written consent of Pace Analytical Services, LLC.

Pace Analytical Services, LLC
7726 Moller Road
Indianapolis, IN 46268
(317)228-3100

ANALYTICAL RESULTS

Project: Amphenol
Pace Project No.: 50267608

Sample: GP-34 SL (23.5-24.0) **Lab ID: 50267608022** Collected: 09/17/20 10:36 Received: 09/17/20 12:35 Matrix: Solid

Results reported on a "dry weight" basis and are adjusted for percent moisture, sample size and any dilutions.

Parameters	Results	Units	Report Limit	MDL	DF	Prepared	Analyzed	CAS No.	Qual
8260 MSV 5035A VOA	Analytical Method: EPA 8260								
	Pace Analytical Services - Indianapolis								
Acetone	**0.016J**	mg/kg	0.10	0.0030	1		09/22/20 20:17	67-64-1	
Acrolein	ND	mg/kg	0.10	0.0049	1		09/22/20 20:17	107-02-8	
Acrylonitrile	ND	mg/kg	0.10	0.0013	1		09/22/20 20:17	107-13-1	
Benzene	ND	mg/kg	0.0051	0.00019	1		09/22/20 20:17	71-43-2	
Bromobenzene	ND	mg/kg	0.0051	0.00014	1		09/22/20 20:17	108-86-1	
Bromochloromethane	ND	mg/kg	0.0051	0.00037	1		09/22/20 20:17	74-97-5	
Bromodichloromethane	ND	mg/kg	0.0051	0.00016	1		09/22/20 20:17	75-27-4	
Bromoform	ND	mg/kg	0.0051	0.00016	1		09/22/20 20:17	75-25-2	
Bromomethane	ND	mg/kg	0.0051	0.00080	1		09/22/20 20:17	74-83-9	
2-Butanone (MEK)	ND	mg/kg	0.025	0.0015	1		09/22/20 20:17	78-93-3	
n-Butylbenzene	**0.00054J**	mg/kg	0.0051	0.00021	1		09/22/20 20:17	104-51-8	
sec-Butylbenzene	ND	mg/kg	0.0051	0.00025	1		09/22/20 20:17	135-98-8	
tert-Butylbenzene	ND	mg/kg	0.0051	0.00018	1		09/22/20 20:17	98-06-6	
Carbon disulfide	ND	mg/kg	0.010	0.00043	1		09/22/20 20:17	75-15-0	
Carbon tetrachloride	ND	mg/kg	0.0051	0.00025	1		09/22/20 20:17	56-23-5	
Chlorobenzene	ND	mg/kg	0.0051	0.00022	1		09/22/20 20:17	108-90-7	
Chloroethane	ND	mg/kg	0.0051	0.00042	1		09/22/20 20:17	75-00-3	
Chloroform	ND	mg/kg	0.0051	0.00021	1		09/22/20 20:17	67-66-3	
Chloromethane	ND	mg/kg	0.0051	0.00037	1		09/22/20 20:17	74-87-3	
2-Chlorotoluene	ND	mg/kg	0.0051	0.00023	1		09/22/20 20:17	95-49-8	
4-Chlorotoluene	ND	mg/kg	0.0051	0.00024	1		09/22/20 20:17	106-43-4	
Dibromochloromethane	ND	mg/kg	0.0051	0.00015	1		09/22/20 20:17	124-48-1	
1,2-Dibromoethane (EDB)	ND	mg/kg	0.0051	0.00014	1		09/22/20 20:17	106-93-4	
Dibromomethane	ND	mg/kg	0.0051	0.00029	1		09/22/20 20:17	74-95-3	
1,2-Dichlorobenzene	ND	mg/kg	0.0051	0.00024	1		09/22/20 20:17	95-50-1	
1,3-Dichlorobenzene	ND	mg/kg	0.0051	0.00026	1		09/22/20 20:17	541-73-1	
1,4-Dichlorobenzene	**0.00043J**	mg/kg	0.0051	0.00022	1		09/22/20 20:17	106-46-7	
trans-1,4-Dichloro-2-butene	ND	mg/kg	0.10	0.00029	1		09/22/20 20:17	110-57-6	
Dichlorodifluoromethane	ND	mg/kg	0.0051	0.00035	1		09/22/20 20:17	75-71-8	
1,1-Dichloroethane	ND	mg/kg	0.0051	0.00045	1		09/22/20 20:17	75-34-3	
1,2-Dichloroethane	ND	mg/kg	0.0051	0.00018	1		09/22/20 20:17	107-06-2	
1,1-Dichloroethene	ND	mg/kg	0.0051	0.00029	1		09/22/20 20:17	75-35-4	
cis-1,2-Dichloroethene	ND	mg/kg	0.0051	0.00023	1		09/22/20 20:17	156-59-2	
trans-1,2-Dichloroethene	ND	mg/kg	0.0051	0.00035	1		09/22/20 20:17	156-60-5	
1,2-Dichloropropane	ND	mg/kg	0.0051	0.00018	1		09/22/20 20:17	78-87-5	
1,3-Dichloropropane	ND	mg/kg	0.0051	0.00019	1		09/22/20 20:17	142-28-9	
2,2-Dichloropropane	ND	mg/kg	0.0051	0.00017	1		09/22/20 20:17	594-20-7	
1,1-Dichloropropene	ND	mg/kg	0.0051	0.00022	1		09/22/20 20:17	563-58-6	
cis-1,3-Dichloropropene	ND	mg/kg	0.0051	0.00018	1		09/22/20 20:17	10061-01-5	
trans-1,3-Dichloropropene	ND	mg/kg	0.0051	0.00012	1		09/22/20 20:17	10061-02-6	
Ethylbenzene	ND	mg/kg	0.0051	0.00021	1		09/22/20 20:17	100-41-4	
Ethyl methacrylate	ND	mg/kg	0.10	0.00026	1		09/22/20 20:17	97-63-2	
Hexachloro-1,3-butadiene	ND	mg/kg	0.0051	0.00025	1		09/22/20 20:17	87-68-3	
2-Hexanone	ND	mg/kg	0.10	0.0011	1		09/22/20 20:17	591-78-6	

This report shall not be reproduced, except in full,
without the written consent of Pace Analytical Services, LLC.

Pace Analytical Services, LLC
7726 Moller Road
Indianapolis, IN 46268
(317)228-3100

ANALYTICAL RESULTS

Project: Amphenol
Pace Project No.: 50267608

Sample: GP-34 SL (23.5-24.0) **Lab ID: 50267608022** Collected: 09/17/20 10:36 Received: 09/17/20 12:35 Matrix: Solid

Results reported on a "dry weight" basis and are adjusted for percent moisture, sample size and any dilutions.

Parameters	Results	Units	Report Limit	MDL	DF	Prepared	Analyzed	CAS No.	Qual
8260 MSV 5035A VOA	Analytical Method: EPA 8260								
	Pace Analytical Services - Indianapolis								
Iodomethane	ND	mg/kg	0.10	0.0012	1		09/22/20 20:17	74-88-4	
Isopropylbenzene (Cumene)	ND	mg/kg	0.0051	0.00023	1		09/22/20 20:17	98-82-8	
p-Isopropyltoluene	ND	mg/kg	0.0051	0.00021	1		09/22/20 20:17	99-87-6	
Methylene Chloride	ND	mg/kg	0.020	0.0064	1		09/22/20 20:17	75-09-2	
4-Methyl-2-pentanone (MIBK)	ND	mg/kg	0.025	0.0017	1		09/22/20 20:17	108-10-1	
Methyl-tert-butyl ether	ND	mg/kg	0.0051	0.00017	1		09/22/20 20:17	1634-04-4	
Naphthalene	**0.0010J**	mg/kg	0.0051	0.00020	1		09/22/20 20:17	91-20-3	
n-Propylbenzene	ND	mg/kg	0.0051	0.00024	1		09/22/20 20:17	103-65-1	
Styrene	ND	mg/kg	0.0051	0.00017	1		09/22/20 20:17	100-42-5	
1,1,1,2-Tetrachloroethane	ND	mg/kg	0.0051	0.00014	1		09/22/20 20:17	630-20-6	
1,1,2,2-Tetrachloroethane	ND	mg/kg	0.0051	0.00024	1		09/22/20 20:17	79-34-5	
Tetrachloroethene	ND	mg/kg	0.0051	0.00020	1		09/22/20 20:17	127-18-4	
Toluene	**0.00037J**	mg/kg	0.0051	0.00019	1		09/22/20 20:17	108-88-3	
1,2,3-Trichlorobenzene	ND	mg/kg	0.0051	0.00027	1		09/22/20 20:17	87-61-6	
1,2,4-Trichlorobenzene	ND	mg/kg	0.0051	0.00025	1		09/22/20 20:17	120-82-1	
1,1,1-Trichloroethane	ND	mg/kg	0.0051	0.00022	1		09/22/20 20:17	71-55-6	
1,1,2-Trichloroethane	ND	mg/kg	0.0051	0.00022	1		09/22/20 20:17	79-00-5	
Trichloroethene	ND	mg/kg	0.0051	0.00021	1		09/22/20 20:17	79-01-6	
Trichlorofluoromethane	ND	mg/kg	0.0051	0.00040	1		09/22/20 20:17	75-69-4	
1,2,3-Trichloropropane	ND	mg/kg	0.0051	0.00027	1		09/22/20 20:17	96-18-4	
1,2,4-Trimethylbenzene	**0.00041J**	mg/kg	0.0051	0.00019	1		09/22/20 20:17	95-63-6	
1,3,5-Trimethylbenzene	ND	mg/kg	0.0051	0.00020	1		09/22/20 20:17	108-67-8	
Vinyl acetate	ND	mg/kg	0.10	0.0014	1		09/22/20 20:17	108-05-4	
Vinyl chloride	ND	mg/kg	0.0051	0.00036	1		09/22/20 20:17	75-01-4	
Xylene (Total)	**0.00075J**	mg/kg	0.010	0.00040	1		09/22/20 20:17	1330-20-7	
Surrogates									
Dibromofluoromethane (S)	111	%.	73-133		1		09/22/20 20:17	1868-53-7	
Toluene-d8 (S)	101	%.	73-130		1		09/22/20 20:17	2037-26-5	
4-Bromofluorobenzene (S)	92	%.	55-129		1		09/22/20 20:17	460-00-4	
Percent Moisture	Analytical Method: SM 2540G								
	Pace Analytical Services - Indianapolis								
Percent Moisture	**13.9**	%	0.10	0.10	1		09/18/20 10:16		N2

This report shall not be reproduced, except in full,
without the written consent of Pace Analytical Services, LLC.

Pace Analytical Services, LLC
7726 Moller Road
Indianapolis, IN 46268
(317)228-3100

ANALYTICAL RESULTS

Project: Amphenol
Pace Project No.: 50267608

Sample: GP-34 SL (24.0-24.50) **Lab ID: 50267608023** Collected: 09/17/20 10:26 Received: 09/17/20 12:35 Matrix: Solid

Results reported on a "dry weight" basis and are adjusted for percent moisture, sample size and any dilutions.

Parameters	Results	Units	Report Limit	MDL	DF	Prepared	Analyzed	CAS No.	Qual
8260 MSV 5035A VOA	Analytical Method: EPA 8260								
	Pace Analytical Services - Indianapolis								
Acetone	**0.011J**	mg/kg	0.089	0.0027	1		09/22/20 20:55	67-64-1	
Acrolein	ND	mg/kg	0.089	0.0043	1		09/22/20 20:55	107-02-8	
Acrylonitrile	ND	mg/kg	0.089	0.0011	1		09/22/20 20:55	107-13-1	
Benzene	ND	mg/kg	0.0045	0.00017	1		09/22/20 20:55	71-43-2	
Bromobenzene	ND	mg/kg	0.0045	0.00012	1		09/22/20 20:55	108-86-1	
Bromochloromethane	ND	mg/kg	0.0045	0.00032	1		09/22/20 20:55	74-97-5	
Bromodichloromethane	ND	mg/kg	0.0045	0.00014	1		09/22/20 20:55	75-27-4	
Bromoform	ND	mg/kg	0.0045	0.00014	1		09/22/20 20:55	75-25-2	
Bromomethane	ND	mg/kg	0.0045	0.00070	1		09/22/20 20:55	74-83-9	
2-Butanone (MEK)	ND	mg/kg	0.022	0.0013	1		09/22/20 20:55	78-93-3	
n-Butylbenzene	ND	mg/kg	0.0045	0.00019	1		09/22/20 20:55	104-51-8	
sec-Butylbenzene	ND	mg/kg	0.0045	0.00022	1		09/22/20 20:55	135-98-8	
tert-Butylbenzene	ND	mg/kg	0.0045	0.00016	1		09/22/20 20:55	98-06-6	
Carbon disulfide	ND	mg/kg	0.0089	0.00038	1		09/22/20 20:55	75-15-0	
Carbon tetrachloride	ND	mg/kg	0.0045	0.00022	1		09/22/20 20:55	56-23-5	
Chlorobenzene	ND	mg/kg	0.0045	0.00019	1		09/22/20 20:55	108-90-7	
Chloroethane	ND	mg/kg	0.0045	0.00037	1		09/22/20 20:55	75-00-3	
Chloroform	ND	mg/kg	0.0045	0.00019	1		09/22/20 20:55	67-66-3	
Chloromethane	ND	mg/kg	0.0045	0.00032	1		09/22/20 20:55	74-87-3	
2-Chlorotoluene	ND	mg/kg	0.0045	0.00020	1		09/22/20 20:55	95-49-8	
4-Chlorotoluene	ND	mg/kg	0.0045	0.00021	1		09/22/20 20:55	106-43-4	
Dibromochloromethane	ND	mg/kg	0.0045	0.00013	1		09/22/20 20:55	124-48-1	
1,2-Dibromoethane (EDB)	ND	mg/kg	0.0045	0.00012	1		09/22/20 20:55	106-93-4	
Dibromomethane	ND	mg/kg	0.0045	0.00025	1		09/22/20 20:55	74-95-3	
1,2-Dichlorobenzene	ND	mg/kg	0.0045	0.00021	1		09/22/20 20:55	95-50-1	
1,3-Dichlorobenzene	ND	mg/kg	0.0045	0.00023	1		09/22/20 20:55	541-73-1	
1,4-Dichlorobenzene	**0.00021J**	mg/kg	0.0045	0.00020	1		09/22/20 20:55	106-46-7	
trans-1,4-Dichloro-2-butene	ND	mg/kg	0.089	0.00026	1		09/22/20 20:55	110-57-6	
Dichlorodifluoromethane	ND	mg/kg	0.0045	0.00031	1		09/22/20 20:55	75-71-8	
1,1-Dichloroethane	ND	mg/kg	0.0045	0.00039	1		09/22/20 20:55	75-34-3	
1,2-Dichloroethane	ND	mg/kg	0.0045	0.00016	1		09/22/20 20:55	107-06-2	
1,1-Dichloroethene	ND	mg/kg	0.0045	0.00025	1		09/22/20 20:55	75-35-4	
cis-1,2-Dichloroethene	ND	mg/kg	0.0045	0.00021	1		09/22/20 20:55	156-59-2	
trans-1,2-Dichloroethene	ND	mg/kg	0.0045	0.00031	1		09/22/20 20:55	156-60-5	
1,2-Dichloropropane	ND	mg/kg	0.0045	0.00016	1		09/22/20 20:55	78-87-5	
1,3-Dichloropropane	ND	mg/kg	0.0045	0.00017	1		09/22/20 20:55	142-28-9	
2,2-Dichloropropane	ND	mg/kg	0.0045	0.00015	1		09/22/20 20:55	594-20-7	
1,1-Dichloropropene	ND	mg/kg	0.0045	0.00020	1		09/22/20 20:55	563-58-6	
cis-1,3-Dichloropropene	ND	mg/kg	0.0045	0.00016	1		09/22/20 20:55	10061-01-5	
trans-1,3-Dichloropropene	ND	mg/kg	0.0045	0.00010	1		09/22/20 20:55	10061-02-6	
Ethylbenzene	ND	mg/kg	0.0045	0.00019	1		09/22/20 20:55	100-41-4	
Ethyl methacrylate	ND	mg/kg	0.089	0.00023	1		09/22/20 20:55	97-63-2	
Hexachloro-1,3-butadiene	ND	mg/kg	0.0045	0.00022	1		09/22/20 20:55	87-68-3	
2-Hexanone	ND	mg/kg	0.089	0.00098	1		09/22/20 20:55	591-78-6	

This report shall not be reproduced, except in full,
without the written consent of Pace Analytical Services, LLC.

Pace Analytical Services, LLC
7726 Moller Road
Indianapolis, IN 46268
(317)228-3100

ANALYTICAL RESULTS

Project: Amphenol
Pace Project No.: 50267608

Sample: GP-34 SL (24.0-24.50) **Lab ID: 50267608023** Collected: 09/17/20 10:26 Received: 09/17/20 12:35 Matrix: Solid

Results reported on a "dry weight" basis and are adjusted for percent moisture, sample size and any dilutions.

Parameters	Results	Units	Report Limit	MDL	DF	Prepared	Analyzed	CAS No.	Qual
8260 MSV 5035A VOA	Analytical Method: EPA 8260								
	Pace Analytical Services - Indianapolis								
Iodomethane	ND	mg/kg	0.089	0.0010	1		09/22/20 20:55	74-88-4	
Isopropylbenzene (Cumene)	ND	mg/kg	0.0045	0.00020	1		09/22/20 20:55	98-82-8	
p-Isopropyltoluene	ND	mg/kg	0.0045	0.00019	1		09/22/20 20:55	99-87-6	
Methylene Chloride	ND	mg/kg	0.018	0.0056	1		09/22/20 20:55	75-09-2	
4-Methyl-2-pentanone (MIBK)	ND	mg/kg	0.022	0.0015	1		09/22/20 20:55	108-10-1	
Methyl-tert-butyl ether	ND	mg/kg	0.0045	0.00015	1		09/22/20 20:55	1634-04-4	
Naphthalene	ND	mg/kg	0.0045	0.00017	1		09/22/20 20:55	91-20-3	
n-Propylbenzene	ND	mg/kg	0.0045	0.00021	1		09/22/20 20:55	103-65-1	
Styrene	ND	mg/kg	0.0045	0.00015	1		09/22/20 20:55	100-42-5	
1,1,1,2-Tetrachloroethane	ND	mg/kg	0.0045	0.00012	1		09/22/20 20:55	630-20-6	
1,1,2,2-Tetrachloroethane	ND	mg/kg	0.0045	0.00021	1		09/22/20 20:55	79-34-5	
Tetrachloroethene	ND	mg/kg	0.0045	0.00018	1		09/22/20 20:55	127-18-4	
Toluene	**0.00065J**	mg/kg	0.0045	0.00017	1		09/22/20 20:55	108-88-3	
1,2,3-Trichlorobenzene	ND	mg/kg	0.0045	0.00024	1		09/22/20 20:55	87-61-6	
1,2,4-Trichlorobenzene	ND	mg/kg	0.0045	0.00022	1		09/22/20 20:55	120-82-1	
1,1,1-Trichloroethane	ND	mg/kg	0.0045	0.00020	1		09/22/20 20:55	71-55-6	
1,1,2-Trichloroethane	ND	mg/kg	0.0045	0.00019	1		09/22/20 20:55	79-00-5	
Trichloroethene	ND	mg/kg	0.0045	0.00019	1		09/22/20 20:55	79-01-6	
Trichlorofluoromethane	ND	mg/kg	0.0045	0.00035	1		09/22/20 20:55	75-69-4	
1,2,3-Trichloropropane	ND	mg/kg	0.0045	0.00024	1		09/22/20 20:55	96-18-4	
1,2,4-Trimethylbenzene	**0.00036J**	mg/kg	0.0045	0.00017	1		09/22/20 20:55	95-63-6	
1,3,5-Trimethylbenzene	ND	mg/kg	0.0045	0.00018	1		09/22/20 20:55	108-67-8	
Vinyl acetate	ND	mg/kg	0.089	0.0012	1		09/22/20 20:55	108-05-4	
Vinyl chloride	ND	mg/kg	0.0045	0.00032	1		09/22/20 20:55	75-01-4	
Xylene (Total)	**0.00060J**	mg/kg	0.0089	0.00035	1		09/22/20 20:55	1330-20-7	
Surrogates									
Dibromofluoromethane (S)	112	%.	73-133		1		09/22/20 20:55	1868-53-7	
Toluene-d8 (S)	102	%.	73-130		1		09/22/20 20:55	2037-26-5	
4-Bromofluorobenzene (S)	88	%.	55-129		1		09/22/20 20:55	460-00-4	
Percent Moisture	Analytical Method: SM 2540G								
	Pace Analytical Services - Indianapolis								
Percent Moisture	**9.5**	%	0.10	0.10	1		09/18/20 10:16		N2

This report shall not be reproduced, except in full,
without the written consent of Pace Analytical Services, LLC.

Pace Analytical Services, LLC
7726 Moller Road
Indianapolis, IN 46268
(317)228-3100

ANALYTICAL RESULTS

Project: Amphenol
Pace Project No.: 50267608

Sample: GP-34 SL (24.50-25.0) **Lab ID: 50267608024** Collected: 09/17/20 10:22 Received: 09/17/20 12:35 Matrix: Solid

Results reported on a "dry weight" basis and are adjusted for percent moisture, sample size and any dilutions.

Parameters	Results	Units	Report Limit	MDL	DF	Prepared	Analyzed	CAS No.	Qual
8260 MSV 5035A VOA	Analytical Method: EPA 8260								
	Pace Analytical Services - Indianapolis								
Acetone	**0.012J**	mg/kg	0.081	0.0024	1		09/22/20 21:32	67-64-1	
Acrolein	ND	mg/kg	0.081	0.0039	1		09/22/20 21:32	107-02-8	
Acrylonitrile	ND	mg/kg	0.081	0.0010	1		09/22/20 21:32	107-13-1	
Benzene	ND	mg/kg	0.0041	0.00015	1		09/22/20 21:32	71-43-2	
Bromobenzene	ND	mg/kg	0.0041	0.00011	1		09/22/20 21:32	108-86-1	
Bromochloromethane	ND	mg/kg	0.0041	0.00029	1		09/22/20 21:32	74-97-5	
Bromodichloromethane	ND	mg/kg	0.0041	0.00012	1		09/22/20 21:32	75-27-4	
Bromoform	ND	mg/kg	0.0041	0.00013	1		09/22/20 21:32	75-25-2	
Bromomethane	ND	mg/kg	0.0041	0.00064	1		09/22/20 21:32	74-83-9	
2-Butanone (MEK)	ND	mg/kg	0.020	0.0012	1		09/22/20 21:32	78-93-3	
n-Butylbenzene	ND	mg/kg	0.0041	0.00017	1		09/22/20 21:32	104-51-8	
sec-Butylbenzene	ND	mg/kg	0.0041	0.00020	1		09/22/20 21:32	135-98-8	
tert-Butylbenzene	ND	mg/kg	0.0041	0.00014	1		09/22/20 21:32	98-06-6	
Carbon disulfide	ND	mg/kg	0.0081	0.00035	1		09/22/20 21:32	75-15-0	
Carbon tetrachloride	ND	mg/kg	0.0041	0.00020	1		09/22/20 21:32	56-23-5	
Chlorobenzene	ND	mg/kg	0.0041	0.00018	1		09/22/20 21:32	108-90-7	
Chloroethane	ND	mg/kg	0.0041	0.00033	1		09/22/20 21:32	75-00-3	
Chloroform	ND	mg/kg	0.0041	0.00017	1		09/22/20 21:32	67-66-3	
Chloromethane	ND	mg/kg	0.0041	0.00029	1		09/22/20 21:32	74-87-3	
2-Chlorotoluene	ND	mg/kg	0.0041	0.00018	1		09/22/20 21:32	95-49-8	
4-Chlorotoluene	ND	mg/kg	0.0041	0.00019	1		09/22/20 21:32	106-43-4	
Dibromochloromethane	ND	mg/kg	0.0041	0.00012	1		09/22/20 21:32	124-48-1	
1,2-Dibromoethane (EDB)	ND	mg/kg	0.0041	0.00011	1		09/22/20 21:32	106-93-4	
Dibromomethane	ND	mg/kg	0.0041	0.00023	1		09/22/20 21:32	74-95-3	
1,2-Dichlorobenzene	ND	mg/kg	0.0041	0.00019	1		09/22/20 21:32	95-50-1	
1,3-Dichlorobenzene	ND	mg/kg	0.0041	0.00021	1		09/22/20 21:32	541-73-1	
1,4-Dichlorobenzene	ND	mg/kg	0.0041	0.00018	1		09/22/20 21:32	106-46-7	
trans-1,4-Dichloro-2-butene	ND	mg/kg	0.081	0.00023	1		09/22/20 21:32	110-57-6	
Dichlorodifluoromethane	ND	mg/kg	0.0041	0.00028	1		09/22/20 21:32	75-71-8	
1,1-Dichloroethane	ND	mg/kg	0.0041	0.00035	1		09/22/20 21:32	75-34-3	
1,2-Dichloroethane	ND	mg/kg	0.0041	0.00014	1		09/22/20 21:32	107-06-2	
1,1-Dichloroethene	ND	mg/kg	0.0041	0.00023	1		09/22/20 21:32	75-35-4	
cis-1,2-Dichloroethene	ND	mg/kg	0.0041	0.00019	1		09/22/20 21:32	156-59-2	
trans-1,2-Dichloroethene	ND	mg/kg	0.0041	0.00028	1		09/22/20 21:32	156-60-5	
1,2-Dichloropropane	ND	mg/kg	0.0041	0.00015	1		09/22/20 21:32	78-87-5	
1,3-Dichloropropane	ND	mg/kg	0.0041	0.00015	1		09/22/20 21:32	142-28-9	
2,2-Dichloropropane	ND	mg/kg	0.0041	0.00013	1		09/22/20 21:32	594-20-7	
1,1-Dichloropropene	ND	mg/kg	0.0041	0.00018	1		09/22/20 21:32	563-58-6	
cis-1,3-Dichloropropene	ND	mg/kg	0.0041	0.00014	1		09/22/20 21:32	10061-01-5	
trans-1,3-Dichloropropene	ND	mg/kg	0.0041	0.000093	1		09/22/20 21:32	10061-02-6	
Ethylbenzene	ND	mg/kg	0.0041	0.00017	1		09/22/20 21:32	100-41-4	
Ethyl methacrylate	ND	mg/kg	0.081	0.00020	1		09/22/20 21:32	97-63-2	
Hexachloro-1,3-butadiene	ND	mg/kg	0.0041	0.00020	1		09/22/20 21:32	87-68-3	
2-Hexanone	ND	mg/kg	0.081	0.00089	1		09/22/20 21:32	591-78-6	

This report shall not be reproduced, except in full,
without the written consent of Pace Analytical Services, LLC.

Pace Analytical Services, LLC
7726 Moller Road
Indianapolis, IN 46268
(317)228-3100

ANALYTICAL RESULTS

Project: Amphenol
Pace Project No.: 50267608

Sample: GP-34 SL (24.50-25.0) **Lab ID: 50267608024** Collected: 09/17/20 10:22 Received: 09/17/20 12:35 Matrix: Solid

Results reported on a "dry weight" basis and are adjusted for percent moisture, sample size and any dilutions.

Parameters	Results	Units	Report Limit	MDL	DF	Prepared	Analyzed	CAS No.	Qual
8260 MSV 5035A VOA	Analytical Method: EPA 8260								
	Pace Analytical Services - Indianapolis								
Iodomethane	ND	mg/kg	0.081	0.00095	1		09/22/20 21:32	74-88-4	
Isopropylbenzene (Cumene)	ND	mg/kg	0.0041	0.00018	1		09/22/20 21:32	98-82-8	
p-Isopropyltoluene	ND	mg/kg	0.0041	0.00017	1		09/22/20 21:32	99-87-6	
Methylene Chloride	ND	mg/kg	0.016	0.0051	1		09/22/20 21:32	75-09-2	
4-Methyl-2-pentanone (MIBK)	ND	mg/kg	0.020	0.0014	1		09/22/20 21:32	108-10-1	
Methyl-tert-butyl ether	ND	mg/kg	0.0041	0.00013	1		09/22/20 21:32	1634-04-4	
Naphthalene	ND	mg/kg	0.0041	0.00016	1		09/22/20 21:32	91-20-3	
n-Propylbenzene	ND	mg/kg	0.0041	0.00019	1		09/22/20 21:32	103-65-1	
Styrene	ND	mg/kg	0.0041	0.00013	1		09/22/20 21:32	100-42-5	
1,1,1,2-Tetrachloroethane	ND	mg/kg	0.0041	0.00011	1		09/22/20 21:32	630-20-6	
1,1,2,2-Tetrachloroethane	ND	mg/kg	0.0041	0.00019	1		09/22/20 21:32	79-34-5	
Tetrachloroethene	ND	mg/kg	0.0041	0.00016	1		09/22/20 21:32	127-18-4	
Toluene	**0.00028J**	mg/kg	0.0041	0.00015	1		09/22/20 21:32	108-88-3	
1,2,3-Trichlorobenzene	ND	mg/kg	0.0041	0.00022	1		09/22/20 21:32	87-61-6	
1,2,4-Trichlorobenzene	ND	mg/kg	0.0041	0.00020	1		09/22/20 21:32	120-82-1	
1,1,1-Trichloroethane	ND	mg/kg	0.0041	0.00018	1		09/22/20 21:32	71-55-6	
1,1,2-Trichloroethane	ND	mg/kg	0.0041	0.00017	1		09/22/20 21:32	79-00-5	
Trichloroethene	**0.00048J**	mg/kg	0.0041	0.00017	1		09/22/20 21:32	79-01-6	
Trichlorofluoromethane	ND	mg/kg	0.0041	0.00032	1		09/22/20 21:32	75-69-4	
1,2,3-Trichloropropane	ND	mg/kg	0.0041	0.00021	1		09/22/20 21:32	96-18-4	
1,2,4-Trimethylbenzene	ND	mg/kg	0.0041	0.00015	1		09/22/20 21:32	95-63-6	
1,3,5-Trimethylbenzene	ND	mg/kg	0.0041	0.00016	1		09/22/20 21:32	108-67-8	
Vinyl acetate	ND	mg/kg	0.081	0.0011	1		09/22/20 21:32	108-05-4	
Vinyl chloride	ND	mg/kg	0.0041	0.00029	1		09/22/20 21:32	75-01-4	
Xylene (Total)	ND	mg/kg	0.0081	0.00032	1		09/22/20 21:32	1330-20-7	
Surrogates									
Dibromofluoromethane (S)	116	%.	73-133		1		09/22/20 21:32	1868-53-7	
Toluene-d8 (S)	116	%.	73-130		1		09/22/20 21:32	2037-26-5	
4-Bromofluorobenzene (S)	75	%.	55-129		1		09/22/20 21:32	460-00-4	
Percent Moisture	Analytical Method: SM 2540G								
	Pace Analytical Services - Indianapolis								
Percent Moisture	**7.9**	%	0.10	0.10	1		09/18/20 10:16		N2

This report shall not be reproduced, except in full,
without the written consent of Pace Analytical Services, LLC.

Pace Analytical Services, LLC
7726 Moller Road
Indianapolis, IN 46268
(317)228-3100

ANALYTICAL RESULTS

Project: Amphenol
Pace Project No.: 50267608

Sample: TB-1 WT **Lab ID: 50267608025** Collected: 09/16/20 09:30 Received: 09/17/20 12:35 Matrix: Water

Parameters	Results	Units	Report Limit	MDL	DF	Prepared	Analyzed	CAS No.	Qual
8260/5030 MSV	Analytical Method: EPA 8260								
	Pace Analytical Services - Indianapolis								
Acetone	ND	ug/L	100	3.5	1		09/21/20 17:01	67-64-1	
Acrolein	ND	ug/L	50.0	7.7	1		09/21/20 17:01	107-02-8	
Acrylonitrile	ND	ug/L	100	2.4	1		09/21/20 17:01	107-13-1	
Benzene	ND	ug/L	5.0	0.59	1		09/21/20 17:01	71-43-2	
Bromobenzene	ND	ug/L	5.0	0.44	1		09/21/20 17:01	108-86-1	
Bromochloromethane	ND	ug/L	5.0	0.54	1		09/21/20 17:01	74-97-5	
Bromodichloromethane	ND	ug/L	5.0	0.46	1		09/21/20 17:01	75-27-4	
Bromoform	ND	ug/L	5.0	0.44	1		09/21/20 17:01	75-25-2	
Bromomethane	ND	ug/L	5.0	2.4	1		09/21/20 17:01	74-83-9	
2-Butanone (MEK)	ND	ug/L	25.0	2.8	1		09/21/20 17:01	78-93-3	
n-Butylbenzene	ND	ug/L	5.0	0.33	1		09/21/20 17:01	104-51-8	
sec-Butylbenzene	ND	ug/L	5.0	0.32	1		09/21/20 17:01	135-98-8	
tert-Butylbenzene	ND	ug/L	5.0	0.46	1		09/21/20 17:01	98-06-6	
Carbon disulfide	ND	ug/L	10.0	0.33	1		09/21/20 17:01	75-15-0	
Carbon tetrachloride	ND	ug/L	5.0	0.40	1		09/21/20 17:01	56-23-5	
Chlorobenzene	ND	ug/L	5.0	0.49	1		09/21/20 17:01	108-90-7	
Chloroethane	ND	ug/L	5.0	0.33	1		09/21/20 17:01	75-00-3	
Chloroform	ND	ug/L	5.0	0.41	1		09/21/20 17:01	67-66-3	
Chloromethane	ND	ug/L	5.0	0.39	1		09/21/20 17:01	74-87-3	
2-Chlorotoluene	ND	ug/L	5.0	0.42	1		09/21/20 17:01	95-49-8	
4-Chlorotoluene	ND	ug/L	5.0	0.39	1		09/21/20 17:01	106-43-4	
Dibromochloromethane	ND	ug/L	5.0	0.52	1		09/21/20 17:01	124-48-1	
1,2-Dibromoethane (EDB)	ND	ug/L	5.0	0.51	1		09/21/20 17:01	106-93-4	
Dibromomethane	ND	ug/L	5.0	0.50	1		09/21/20 17:01	74-95-3	
1,2-Dichlorobenzene	ND	ug/L	5.0	0.43	1		09/21/20 17:01	95-50-1	
1,3-Dichlorobenzene	ND	ug/L	5.0	0.41	1		09/21/20 17:01	541-73-1	
1,4-Dichlorobenzene	ND	ug/L	5.0	0.41	1		09/21/20 17:01	106-46-7	
trans-1,4-Dichloro-2-butene	ND	ug/L	100	0.37	1		09/21/20 17:01	110-57-6	
Dichlorodifluoromethane	ND	ug/L	5.0	0.41	1		09/21/20 17:01	75-71-8	
1,1-Dichloroethane	ND	ug/L	5.0	0.42	1		09/21/20 17:01	75-34-3	
1,2-Dichloroethane	ND	ug/L	5.0	0.49	1		09/21/20 17:01	107-06-2	
1,1-Dichloroethene	ND	ug/L	5.0	0.42	1		09/21/20 17:01	75-35-4	
cis-1,2-Dichloroethene	ND	ug/L	5.0	0.42	1		09/21/20 17:01	156-59-2	
trans-1,2-Dichloroethene	ND	ug/L	5.0	0.44	1		09/21/20 17:01	156-60-5	
1,2-Dichloropropane	ND	ug/L	5.0	0.48	1		09/21/20 17:01	78-87-5	
1,3-Dichloropropane	ND	ug/L	5.0	0.55	1		09/21/20 17:01	142-28-9	
2,2-Dichloropropane	ND	ug/L	5.0	0.32	1		09/21/20 17:01	594-20-7	
1,1-Dichloropropene	ND	ug/L	5.0	0.40	1		09/21/20 17:01	563-58-6	
cis-1,3-Dichloropropene	ND	ug/L	5.0	0.40	1		09/21/20 17:01	10061-01-5	
trans-1,3-Dichloropropene	ND	ug/L	5.0	0.42	1		09/21/20 17:01	10061-02-6	
Ethylbenzene	ND	ug/L	5.0	0.46	1		09/21/20 17:01	100-41-4	
Ethyl methacrylate	ND	ug/L	100	0.28	1		09/21/20 17:01	97-63-2	
Hexachloro-1,3-butadiene	ND	ug/L	5.0	0.35	1		09/21/20 17:01	87-68-3	
2-Hexanone	ND	ug/L	25.0	2.3	1		09/21/20 17:01	591-78-6	
Iodomethane	ND	ug/L	10.0	7.9	1		09/21/20 17:01	74-88-4	

This report shall not be reproduced, except in full,
without the written consent of Pace Analytical Services, LLC.

Pace Analytical Services, LLC
7726 Moller Road
Indianapolis, IN 46268
(317)228-3100

ANALYTICAL RESULTS

Project: Amphenol
Pace Project No.: 50267608

Sample: TB-1 WT **Lab ID: 50267608025** Collected: 09/16/20 09:30 Received: 09/17/20 12:35 Matrix: Water

Parameters	Results	Units	Report Limit	MDL	DF	Prepared	Analyzed	CAS No.	Qual
8260/5030 MSV	Analytical Method: EPA 8260								
	Pace Analytical Services - Indianapolis								
Isopropylbenzene (Cumene)	ND	ug/L	5.0	0.41	1		09/21/20 17:01	98-82-8	
p-Isopropyltoluene	ND	ug/L	5.0	0.32	1		09/21/20 17:01	99-87-6	
Methylene Chloride	ND	ug/L	5.0	1.4	1		09/21/20 17:01	75-09-2	
4-Methyl-2-pentanone (MIBK)	ND	ug/L	25.0	2.5	1		09/21/20 17:01	108-10-1	
Methyl-tert-butyl ether	ND	ug/L	4.0	0.45	1		09/21/20 17:01	1634-04-4	
Naphthalene	ND	ug/L	5.0	0.44	1		09/21/20 17:01	91-20-3	
n-Propylbenzene	ND	ug/L	5.0	0.34	1		09/21/20 17:01	103-65-1	
Styrene	ND	ug/L	5.0	0.45	1		09/21/20 17:01	100-42-5	
1,1,1,2-Tetrachloroethane	ND	ug/L	5.0	0.42	1		09/21/20 17:01	630-20-6	
1,1,2,2-Tetrachloroethane	ND	ug/L	5.0	0.46	1		09/21/20 17:01	79-34-5	
Tetrachloroethene	ND	ug/L	5.0	0.30	1		09/21/20 17:01	127-18-4	
Toluene	ND	ug/L	5.0	0.43	1		09/21/20 17:01	108-88-3	
1,2,3-Trichlorobenzene	ND	ug/L	5.0	0.41	1		09/21/20 17:01	87-61-6	
1,2,4-Trichlorobenzene	ND	ug/L	5.0	0.36	1		09/21/20 17:01	120-82-1	
1,1,1-Trichloroethane	ND	ug/L	5.0	0.31	1		09/21/20 17:01	71-55-6	
1,1,2-Trichloroethane	ND	ug/L	5.0	0.45	1		09/21/20 17:01	79-00-5	
Trichloroethene	ND	ug/L	5.0	0.47	1		09/21/20 17:01	79-01-6	
Trichlorofluoromethane	ND	ug/L	5.0	0.65	1		09/21/20 17:01	75-69-4	
1,2,3-Trichloropropane	ND	ug/L	5.0	0.43	1		09/21/20 17:01	96-18-4	
1,2,4-Trimethylbenzene	ND	ug/L	5.0	0.38	1		09/21/20 17:01	95-63-6	
1,3,5-Trimethylbenzene	ND	ug/L	5.0	0.36	1		09/21/20 17:01	108-67-8	
Vinyl acetate	ND	ug/L	50.0	1.2	1		09/21/20 17:01	108-05-4	
Vinyl chloride	ND	ug/L	2.0	0.23	1		09/21/20 17:01	75-01-4	
Xylene (Total)	ND	ug/L	10.0	0.90	1		09/21/20 17:01	1330-20-7	
Surrogates									
Dibromofluoromethane (S)	105	%.	75-120		1		09/21/20 17:01	1868-53-7	
4-Bromofluorobenzene (S)	96	%.	85-116		1		09/21/20 17:01	460-00-4	
Toluene-d8 (S)	100	%.	83-111		1		09/21/20 17:01	2037-26-5	

This report shall not be reproduced, except in full,
without the written consent of Pace Analytical Services, LLC.

Pace Analytical Services, LLC
7726 Moller Road
Indianapolis, IN 46268
(317)228-3100

ANALYTICAL RESULTS

Project: Amphenol
Pace Project No.: 50267608

Sample: FD-1 SL **Lab ID: 50267608026** Collected: 09/16/20 08:00 Received: 09/17/20 12:35 Matrix: Solid

Results reported on a "dry weight" basis and are adjusted for percent moisture, sample size and any dilutions.

Parameters	Results	Units	Report Limit	MDL	DF	Prepared	Analyzed	CAS No.	Qual
8260 MSV 5035A VOA	Analytical Method: EPA 8260								
	Pace Analytical Services - Indianapolis								
Acetone	**0.017J**	mg/kg	0.080	0.0024	1		09/23/20 19:58	67-64-1	
Acrolein	ND	mg/kg	0.080	0.0039	1		09/23/20 19:58	107-02-8	
Acrylonitrile	ND	mg/kg	0.080	0.0010	1		09/23/20 19:58	107-13-1	
Benzene	ND	mg/kg	0.0040	0.00015	1		09/23/20 19:58	71-43-2	
Bromobenzene	ND	mg/kg	0.0040	0.00011	1		09/23/20 19:58	108-86-1	
Bromochloromethane	ND	mg/kg	0.0040	0.00029	1		09/23/20 19:58	74-97-5	
Bromodichloromethane	ND	mg/kg	0.0040	0.00012	1		09/23/20 19:58	75-27-4	
Bromoform	ND	mg/kg	0.0040	0.00013	1		09/23/20 19:58	75-25-2	
Bromomethane	ND	mg/kg	0.0040	0.00063	1		09/23/20 19:58	74-83-9	
2-Butanone (MEK)	ND	mg/kg	0.020	0.0012	1		09/23/20 19:58	78-93-3	
n-Butylbenzene	ND	mg/kg	0.0040	0.00017	1		09/23/20 19:58	104-51-8	
sec-Butylbenzene	ND	mg/kg	0.0040	0.00019	1		09/23/20 19:58	135-98-8	
tert-Butylbenzene	ND	mg/kg	0.0040	0.00014	1		09/23/20 19:58	98-06-6	
Carbon disulfide	ND	mg/kg	0.0080	0.00034	1		09/23/20 19:58	75-15-0	
Carbon tetrachloride	ND	mg/kg	0.0040	0.00019	1		09/23/20 19:58	56-23-5	
Chlorobenzene	ND	mg/kg	0.0040	0.00017	1		09/23/20 19:58	108-90-7	
Chloroethane	ND	mg/kg	0.0040	0.00033	1		09/23/20 19:58	75-00-3	
Chloroform	ND	mg/kg	0.0040	0.00017	1		09/23/20 19:58	67-66-3	
Chloromethane	ND	mg/kg	0.0040	0.00029	1		09/23/20 19:58	74-87-3	
2-Chlorotoluene	ND	mg/kg	0.0040	0.00018	1		09/23/20 19:58	95-49-8	
4-Chlorotoluene	ND	mg/kg	0.0040	0.00019	1		09/23/20 19:58	106-43-4	
Dibromochloromethane	ND	mg/kg	0.0040	0.00012	1		09/23/20 19:58	124-48-1	
1,2-Dibromoethane (EDB)	ND	mg/kg	0.0040	0.00011	1		09/23/20 19:58	106-93-4	
Dibromomethane	ND	mg/kg	0.0040	0.00023	1		09/23/20 19:58	74-95-3	
1,2-Dichlorobenzene	ND	mg/kg	0.0040	0.00019	1		09/23/20 19:58	95-50-1	
1,3-Dichlorobenzene	ND	mg/kg	0.0040	0.00021	1		09/23/20 19:58	541-73-1	
1,4-Dichlorobenzene	ND	mg/kg	0.0040	0.00018	1		09/23/20 19:58	106-46-7	
trans-1,4-Dichloro-2-butene	ND	mg/kg	0.080	0.00023	1		09/23/20 19:58	110-57-6	
Dichlorodifluoromethane	ND	mg/kg	0.0040	0.00028	1		09/23/20 19:58	75-71-8	
1,1-Dichloroethane	ND	mg/kg	0.0040	0.00035	1		09/23/20 19:58	75-34-3	
1,2-Dichloroethane	ND	mg/kg	0.0040	0.00014	1		09/23/20 19:58	107-06-2	
1,1-Dichloroethene	ND	mg/kg	0.0040	0.00023	1		09/23/20 19:58	75-35-4	
cis-1,2-Dichloroethene	**0.019**	mg/kg	0.0040	0.00019	1		09/23/20 19:58	156-59-2	
trans-1,2-Dichloroethene	**0.0024J**	mg/kg	0.0040	0.00028	1		09/23/20 19:58	156-60-5	
1,2-Dichloropropane	ND	mg/kg	0.0040	0.00015	1		09/23/20 19:58	78-87-5	
1,3-Dichloropropane	ND	mg/kg	0.0040	0.00015	1		09/23/20 19:58	142-28-9	
2,2-Dichloropropane	ND	mg/kg	0.0040	0.00013	1		09/23/20 19:58	594-20-7	
1,1-Dichloropropene	ND	mg/kg	0.0040	0.00018	1		09/23/20 19:58	563-58-6	
cis-1,3-Dichloropropene	ND	mg/kg	0.0040	0.00014	1		09/23/20 19:58	10061-01-5	
trans-1,3-Dichloropropene	ND	mg/kg	0.0040	0.000092	1		09/23/20 19:58	10061-02-6	
Ethylbenzene	ND	mg/kg	0.0040	0.00017	1		09/23/20 19:58	100-41-4	
Ethyl methacrylate	ND	mg/kg	0.080	0.00020	1		09/23/20 19:58	97-63-2	
Hexachloro-1,3-butadiene	ND	mg/kg	0.0040	0.00020	1		09/23/20 19:58	87-68-3	
2-Hexanone	ND	mg/kg	0.080	0.00088	1		09/23/20 19:58	591-78-6	

This report shall not be reproduced, except in full,
without the written consent of Pace Analytical Services, LLC.

Pace Analytical Services, LLC
7726 Moller Road
Indianapolis, IN 46268
(317)228-3100

ANALYTICAL RESULTS

Project: Amphenol
Pace Project No.: 50267608

Sample: FD-1 SL **Lab ID: 50267608026** Collected: 09/16/20 08:00 Received: 09/17/20 12:35 Matrix: Solid

Results reported on a "dry weight" basis and are adjusted for percent moisture, sample size and any dilutions.

Parameters	Results	Units	Report Limit	MDL	DF	Prepared	Analyzed	CAS No.	Qual
8260 MSV 5035A VOA	Analytical Method: EPA 8260								
	Pace Analytical Services - Indianapolis								
Iodomethane	ND	mg/kg	0.080	0.00094	1		09/23/20 19:58	74-88-4	
Isopropylbenzene (Cumene)	ND	mg/kg	0.0040	0.00018	1		09/23/20 19:58	98-82-8	
p-Isopropyltoluene	ND	mg/kg	0.0040	0.00017	1		09/23/20 19:58	99-87-6	
Methylene Chloride	ND	mg/kg	0.016	0.0051	1		09/23/20 19:58	75-09-2	
4-Methyl-2-pentanone (MIBK)	ND	mg/kg	0.020	0.0014	1		09/23/20 19:58	108-10-1	
Methyl-tert-butyl ether	ND	mg/kg	0.0040	0.00013	1		09/23/20 19:58	1634-04-4	
Naphthalene	ND	mg/kg	0.0040	0.00015	1		09/23/20 19:58	91-20-3	
n-Propylbenzene	ND	mg/kg	0.0040	0.00019	1		09/23/20 19:58	103-65-1	
Styrene	ND	mg/kg	0.0040	0.00013	1		09/23/20 19:58	100-42-5	
1,1,1,2-Tetrachloroethane	ND	mg/kg	0.0040	0.00011	1		09/23/20 19:58	630-20-6	
1,1,2,2-Tetrachloroethane	ND	mg/kg	0.0040	0.00019	1		09/23/20 19:58	79-34-5	
Tetrachloroethene	ND	mg/kg	0.0040	0.00016	1		09/23/20 19:58	127-18-4	
Toluene	**0.00036J**	mg/kg	0.0040	0.00015	1		09/23/20 19:58	108-88-3	
1,2,3-Trichlorobenzene	ND	mg/kg	0.0040	0.00021	1		09/23/20 19:58	87-61-6	
1,2,4-Trichlorobenzene	ND	mg/kg	0.0040	0.00020	1		09/23/20 19:58	120-82-1	
1,1,1-Trichloroethane	**0.011**	mg/kg	0.0040	0.00018	1		09/23/20 19:58	71-55-6	
1,1,2-Trichloroethane	ND	mg/kg	0.0040	0.00017	1		09/23/20 19:58	79-00-5	
Trichloroethene	**0.14**	mg/kg	0.0040	0.00017	1		09/23/20 19:58	79-01-6	
Trichlorofluoromethane	ND	mg/kg	0.0040	0.00031	1		09/23/20 19:58	75-69-4	
1,2,3-Trichloropropane	ND	mg/kg	0.0040	0.00021	1		09/23/20 19:58	96-18-4	
1,2,4-Trimethylbenzene	ND	mg/kg	0.0040	0.00015	1		09/23/20 19:58	95-63-6	
1,3,5-Trimethylbenzene	ND	mg/kg	0.0040	0.00016	1		09/23/20 19:58	108-67-8	
Vinyl acetate	ND	mg/kg	0.080	0.0011	1		09/23/20 19:58	108-05-4	
Vinyl chloride	ND	mg/kg	0.0040	0.00028	1		09/23/20 19:58	75-01-4	
Xylene (Total)	ND	mg/kg	0.0080	0.00032	1		09/23/20 19:58	1330-20-7	
Surrogates									
Dibromofluoromethane (S)	111	%.	73-133		1		09/23/20 19:58	1868-53-7	
Toluene-d8 (S)	112	%.	73-130		1		09/23/20 19:58	2037-26-5	
4-Bromofluorobenzene (S)	76	%.	55-129		1		09/23/20 19:58	460-00-4	
Percent Moisture	Analytical Method: SM 2540G								
	Pace Analytical Services - Indianapolis								
Percent Moisture	**9.9**	%	0.10	0.10	1		09/18/20 10:16		N2

This report shall not be reproduced, except in full,
without the written consent of Pace Analytical Services, LLC.

Pace Analytical Services, LLC
7726 Moller Road
Indianapolis, IN 46268
(317)228-3100

ANALYTICAL RESULTS

Project: Amphenol
Pace Project No.: 50267608

Sample: FD-2 SL **Lab ID: 50267608027** Collected: 09/16/20 08:00 Received: 09/17/20 12:35 Matrix: Solid

Results reported on a "dry weight" basis and are adjusted for percent moisture, sample size and any dilutions.

Parameters	Results	Units	Report Limit	MDL	DF	Prepared	Analyzed	CAS No.	Qual
8260 MSV 5035A VOA	Analytical Method: EPA 8260								
	Pace Analytical Services - Indianapolis								
Acetone	**0.015J**	mg/kg	0.11	0.0033	1		09/23/20 20:36	67-64-1	
Acrolein	ND	mg/kg	0.11	0.0053	1		09/23/20 20:36	107-02-8	
Acrylonitrile	ND	mg/kg	0.11	0.0014	1		09/23/20 20:36	107-13-1	
Benzene	ND	mg/kg	0.0055	0.00020	1		09/23/20 20:36	71-43-2	
Bromobenzene	ND	mg/kg	0.0055	0.00015	1		09/23/20 20:36	108-86-1	
Bromochloromethane	ND	mg/kg	0.0055	0.00040	1		09/23/20 20:36	74-97-5	
Bromodichloromethane	ND	mg/kg	0.0055	0.00017	1		09/23/20 20:36	75-27-4	
Bromoform	ND	mg/kg	0.0055	0.00018	1		09/23/20 20:36	75-25-2	
Bromomethane	ND	mg/kg	0.0055	0.00086	1		09/23/20 20:36	74-83-9	
2-Butanone (MEK)	ND	mg/kg	0.027	0.0016	1		09/23/20 20:36	78-93-3	
n-Butylbenzene	ND	mg/kg	0.0055	0.00023	1		09/23/20 20:36	104-51-8	
sec-Butylbenzene	ND	mg/kg	0.0055	0.00027	1		09/23/20 20:36	135-98-8	
tert-Butylbenzene	ND	mg/kg	0.0055	0.00019	1		09/23/20 20:36	98-06-6	
Carbon disulfide	ND	mg/kg	0.011	0.00047	1		09/23/20 20:36	75-15-0	
Carbon tetrachloride	ND	mg/kg	0.0055	0.00027	1		09/23/20 20:36	56-23-5	
Chlorobenzene	ND	mg/kg	0.0055	0.00024	1		09/23/20 20:36	108-90-7	
Chloroethane	ND	mg/kg	0.0055	0.00045	1		09/23/20 20:36	75-00-3	
Chloroform	ND	mg/kg	0.0055	0.00023	1		09/23/20 20:36	67-66-3	
Chloromethane	ND	mg/kg	0.0055	0.00040	1		09/23/20 20:36	74-87-3	
2-Chlorotoluene	ND	mg/kg	0.0055	0.00025	1		09/23/20 20:36	95-49-8	
4-Chlorotoluene	ND	mg/kg	0.0055	0.00026	1		09/23/20 20:36	106-43-4	
Dibromochloromethane	ND	mg/kg	0.0055	0.00016	1		09/23/20 20:36	124-48-1	
1,2-Dibromoethane (EDB)	ND	mg/kg	0.0055	0.00015	1		09/23/20 20:36	106-93-4	
Dibromomethane	ND	mg/kg	0.0055	0.00031	1		09/23/20 20:36	74-95-3	
1,2-Dichlorobenzene	ND	mg/kg	0.0055	0.00026	1		09/23/20 20:36	95-50-1	
1,3-Dichlorobenzene	ND	mg/kg	0.0055	0.00028	1		09/23/20 20:36	541-73-1	
1,4-Dichlorobenzene	ND	mg/kg	0.0055	0.00024	1		09/23/20 20:36	106-46-7	
trans-1,4-Dichloro-2-butene	ND	mg/kg	0.11	0.00032	1		09/23/20 20:36	110-57-6	
Dichlorodifluoromethane	ND	mg/kg	0.0055	0.00038	1		09/23/20 20:36	75-71-8	
1,1-Dichloroethane	ND	mg/kg	0.0055	0.00048	1		09/23/20 20:36	75-34-3	
1,2-Dichloroethane	ND	mg/kg	0.0055	0.00019	1		09/23/20 20:36	107-06-2	
1,1-Dichloroethene	ND	mg/kg	0.0055	0.00031	1		09/23/20 20:36	75-35-4	
cis-1,2-Dichloroethene	ND	mg/kg	0.0055	0.00025	1		09/23/20 20:36	156-59-2	
trans-1,2-Dichloroethene	ND	mg/kg	0.0055	0.00038	1		09/23/20 20:36	156-60-5	
1,2-Dichloropropane	ND	mg/kg	0.0055	0.00020	1		09/23/20 20:36	78-87-5	
1,3-Dichloropropane	ND	mg/kg	0.0055	0.00021	1		09/23/20 20:36	142-28-9	
2,2-Dichloropropane	ND	mg/kg	0.0055	0.00018	1		09/23/20 20:36	594-20-7	
1,1-Dichloropropene	ND	mg/kg	0.0055	0.00024	1		09/23/20 20:36	563-58-6	
cis-1,3-Dichloropropene	ND	mg/kg	0.0055	0.00019	1		09/23/20 20:36	10061-01-5	
trans-1,3-Dichloropropene	ND	mg/kg	0.0055	0.00013	1		09/23/20 20:36	10061-02-6	
Ethylbenzene	ND	mg/kg	0.0055	0.00023	1		09/23/20 20:36	100-41-4	
Ethyl methacrylate	ND	mg/kg	0.11	0.00028	1		09/23/20 20:36	97-63-2	
Hexachloro-1,3-butadiene	ND	mg/kg	0.0055	0.00027	1		09/23/20 20:36	87-68-3	
2-Hexanone	ND	mg/kg	0.11	0.0012	1		09/23/20 20:36	591-78-6	

This report shall not be reproduced, except in full,
without the written consent of Pace Analytical Services, LLC.

Pace Analytical Services, LLC
7726 Moller Road
Indianapolis, IN 46268
(317)228-3100

ANALYTICAL RESULTS

Project: Amphenol
Pace Project No.: 50267608

Sample: FD-2 SL **Lab ID: 50267608027** Collected: 09/16/20 08:00 Received: 09/17/20 12:35 Matrix: Solid

Results reported on a "dry weight" basis and are adjusted for percent moisture, sample size and any dilutions.

Parameters	Results	Units	Report Limit	MDL	DF	Prepared	Analyzed	CAS No.	Qual
8260 MSV 5035A VOA	Analytical Method: EPA 8260								
	Pace Analytical Services - Indianapolis								
Iodomethane	ND	mg/kg	0.11	0.0013	1		09/23/20 20:36	74-88-4	
Isopropylbenzene (Cumene)	ND	mg/kg	0.0055	0.00025	1		09/23/20 20:36	98-82-8	
p-Isopropyltoluene	ND	mg/kg	0.0055	0.00023	1		09/23/20 20:36	99-87-6	
Methylene Chloride	ND	mg/kg	0.022	0.0069	1		09/23/20 20:36	75-09-2	
4-Methyl-2-pentanone (MIBK)	ND	mg/kg	0.027	0.0019	1		09/23/20 20:36	108-10-1	
Methyl-tert-butyl ether	ND	mg/kg	0.0055	0.00018	1		09/23/20 20:36	1634-04-4	
Naphthalene	ND	mg/kg	0.0055	0.00021	1		09/23/20 20:36	91-20-3	
n-Propylbenzene	ND	mg/kg	0.0055	0.00025	1		09/23/20 20:36	103-65-1	
Styrene	ND	mg/kg	0.0055	0.00018	1		09/23/20 20:36	100-42-5	
1,1,1,2-Tetrachloroethane	ND	mg/kg	0.0055	0.00015	1		09/23/20 20:36	630-20-6	
1,1,2,2-Tetrachloroethane	ND	mg/kg	0.0055	0.00026	1		09/23/20 20:36	79-34-5	
Tetrachloroethene	ND	mg/kg	0.0055	0.00021	1		09/23/20 20:36	127-18-4	
Toluene	ND	mg/kg	0.0055	0.00020	1		09/23/20 20:36	108-88-3	
1,2,3-Trichlorobenzene	ND	mg/kg	0.0055	0.00029	1		09/23/20 20:36	87-61-6	
1,2,4-Trichlorobenzene	ND	mg/kg	0.0055	0.00027	1		09/23/20 20:36	120-82-1	
1,1,1-Trichloroethane	ND	mg/kg	0.0055	0.00024	1		09/23/20 20:36	71-55-6	
1,1,2-Trichloroethane	ND	mg/kg	0.0055	0.00023	1		09/23/20 20:36	79-00-5	
Trichloroethene	**0.0016J**	mg/kg	0.0055	0.00023	1		09/23/20 20:36	79-01-6	
Trichlorofluoromethane	ND	mg/kg	0.0055	0.00043	1		09/23/20 20:36	75-69-4	
1,2,3-Trichloropropane	ND	mg/kg	0.0055	0.00029	1		09/23/20 20:36	96-18-4	
1,2,4-Trimethylbenzene	ND	mg/kg	0.0055	0.00021	1		09/23/20 20:36	95-63-6	
1,3,5-Trimethylbenzene	ND	mg/kg	0.0055	0.00022	1		09/23/20 20:36	108-67-8	
Vinyl acetate	ND	mg/kg	0.11	0.0015	1		09/23/20 20:36	108-05-4	
Vinyl chloride	ND	mg/kg	0.0055	0.00039	1		09/23/20 20:36	75-01-4	
Xylene (Total)	ND	mg/kg	0.011	0.00043	1		09/23/20 20:36	1330-20-7	
Surrogates									
Dibromofluoromethane (S)	117	%.	73-133		1		09/23/20 20:36	1868-53-7	
Toluene-d8 (S)	116	%.	73-130		1		09/23/20 20:36	2037-26-5	
4-Bromofluorobenzene (S)	76	%.	55-129		1		09/23/20 20:36	460-00-4	
Percent Moisture	Analytical Method: SM 2540G								
	Pace Analytical Services - Indianapolis								
Percent Moisture	**22.4**	%	0.10	0.10	1		09/18/20 10:16		N2

This report shall not be reproduced, except in full,
without the written consent of Pace Analytical Services, LLC.

Pace Analytical Services, LLC
7726 Moller Road
Indianapolis, IN 46268
(317)228-3100

ANALYTICAL RESULTS

Project: Amphenol
Pace Project No.: 50267608

Sample: FD-3 SL **Lab ID: 50267608028** Collected: 09/17/20 08:00 Received: 09/17/20 12:35 Matrix: Solid

Results reported on a "dry weight" basis and are adjusted for percent moisture, sample size and any dilutions.

Parameters	Results	Units	Report Limit	MDL	DF	Prepared	Analyzed	CAS No.	Qual
8260 MSV 5035A VOA	Analytical Method: EPA 8260								
	Pace Analytical Services - Indianapolis								
Acetone	**0.013J**	mg/kg	0.091	0.0027	1		09/23/20 21:14	67-64-1	
Acrolein	ND	mg/kg	0.091	0.0044	1		09/23/20 21:14	107-02-8	
Acrylonitrile	ND	mg/kg	0.091	0.0012	1		09/23/20 21:14	107-13-1	
Benzene	ND	mg/kg	0.0045	0.00017	1		09/23/20 21:14	71-43-2	
Bromobenzene	ND	mg/kg	0.0045	0.00012	1		09/23/20 21:14	108-86-1	
Bromochloromethane	ND	mg/kg	0.0045	0.00033	1		09/23/20 21:14	74-97-5	
Bromodichloromethane	ND	mg/kg	0.0045	0.00014	1		09/23/20 21:14	75-27-4	
Bromoform	ND	mg/kg	0.0045	0.00015	1		09/23/20 21:14	75-25-2	
Bromomethane	ND	mg/kg	0.0045	0.00072	1		09/23/20 21:14	74-83-9	
2-Butanone (MEK)	ND	mg/kg	0.023	0.0013	1		09/23/20 21:14	78-93-3	
n-Butylbenzene	ND	mg/kg	0.0045	0.00019	1		09/23/20 21:14	104-51-8	
sec-Butylbenzene	ND	mg/kg	0.0045	0.00022	1		09/23/20 21:14	135-98-8	
tert-Butylbenzene	ND	mg/kg	0.0045	0.00016	1		09/23/20 21:14	98-06-6	
Carbon disulfide	ND	mg/kg	0.0091	0.00039	1		09/23/20 21:14	75-15-0	
Carbon tetrachloride	ND	mg/kg	0.0045	0.00022	1		09/23/20 21:14	56-23-5	
Chlorobenzene	ND	mg/kg	0.0045	0.00020	1		09/23/20 21:14	108-90-7	
Chloroethane	ND	mg/kg	0.0045	0.00037	1		09/23/20 21:14	75-00-3	
Chloroform	ND	mg/kg	0.0045	0.00019	1		09/23/20 21:14	67-66-3	
Chloromethane	ND	mg/kg	0.0045	0.00033	1		09/23/20 21:14	74-87-3	
2-Chlorotoluene	ND	mg/kg	0.0045	0.00021	1		09/23/20 21:14	95-49-8	
4-Chlorotoluene	ND	mg/kg	0.0045	0.00021	1		09/23/20 21:14	106-43-4	
Dibromochloromethane	ND	mg/kg	0.0045	0.00014	1		09/23/20 21:14	124-48-1	
1,2-Dibromoethane (EDB)	ND	mg/kg	0.0045	0.00012	1		09/23/20 21:14	106-93-4	
Dibromomethane	ND	mg/kg	0.0045	0.00026	1		09/23/20 21:14	74-95-3	
1,2-Dichlorobenzene	ND	mg/kg	0.0045	0.00022	1		09/23/20 21:14	95-50-1	
1,3-Dichlorobenzene	ND	mg/kg	0.0045	0.00024	1		09/23/20 21:14	541-73-1	
1,4-Dichlorobenzene	ND	mg/kg	0.0045	0.00020	1		09/23/20 21:14	106-46-7	
trans-1,4-Dichloro-2-butene	ND	mg/kg	0.091	0.00026	1		09/23/20 21:14	110-57-6	
Dichlorodifluoromethane	ND	mg/kg	0.0045	0.00031	1		09/23/20 21:14	75-71-8	
1,1-Dichloroethane	ND	mg/kg	0.0045	0.00040	1		09/23/20 21:14	75-34-3	
1,2-Dichloroethane	ND	mg/kg	0.0045	0.00016	1		09/23/20 21:14	107-06-2	
1,1-Dichloroethene	ND	mg/kg	0.0045	0.00026	1		09/23/20 21:14	75-35-4	
cis-1,2-Dichloroethene	ND	mg/kg	0.0045	0.00021	1		09/23/20 21:14	156-59-2	
trans-1,2-Dichloroethene	ND	mg/kg	0.0045	0.00032	1		09/23/20 21:14	156-60-5	
1,2-Dichloropropane	ND	mg/kg	0.0045	0.00016	1		09/23/20 21:14	78-87-5	
1,3-Dichloropropane	ND	mg/kg	0.0045	0.00017	1		09/23/20 21:14	142-28-9	
2,2-Dichloropropane	ND	mg/kg	0.0045	0.00015	1		09/23/20 21:14	594-20-7	
1,1-Dichloropropene	ND	mg/kg	0.0045	0.00020	1		09/23/20 21:14	563-58-6	
cis-1,3-Dichloropropene	ND	mg/kg	0.0045	0.00016	1		09/23/20 21:14	10061-01-5	
trans-1,3-Dichloropropene	ND	mg/kg	0.0045	0.00010	1		09/23/20 21:14	10061-02-6	
Ethylbenzene	ND	mg/kg	0.0045	0.00019	1		09/23/20 21:14	100-41-4	
Ethyl methacrylate	ND	mg/kg	0.091	0.00023	1		09/23/20 21:14	97-63-2	
Hexachloro-1,3-butadiene	ND	mg/kg	0.0045	0.00022	1		09/23/20 21:14	87-68-3	
2-Hexanone	ND	mg/kg	0.091	0.00099	1		09/23/20 21:14	591-78-6	

This report shall not be reproduced, except in full,
without the written consent of Pace Analytical Services, LLC.

Pace Analytical Services, LLC
7726 Moller Road
Indianapolis, IN 46268
(317)228-3100

ANALYTICAL RESULTS

Project: Amphenol
Pace Project No.: 50267608

Sample: FD-3 SL **Lab ID: 50267608028** Collected: 09/17/20 08:00 Received: 09/17/20 12:35 Matrix: Solid

Results reported on a "dry weight" basis and are adjusted for percent moisture, sample size and any dilutions.

Parameters	Results	Units	Report Limit	MDL	DF	Prepared	Analyzed	CAS No.	Qual
8260 MSV 5035A VOA	Analytical Method: EPA 8260								
	Pace Analytical Services - Indianapolis								
Iodomethane	ND	mg/kg	0.091	0.0011	1		09/23/20 21:14	74-88-4	
Isopropylbenzene (Cumene)	ND	mg/kg	0.0045	0.00020	1		09/23/20 21:14	98-82-8	
p-Isopropyltoluene	ND	mg/kg	0.0045	0.00019	1		09/23/20 21:14	99-87-6	
Methylene Chloride	ND	mg/kg	0.018	0.0057	1		09/23/20 21:14	75-09-2	
4-Methyl-2-pentanone (MIBK)	ND	mg/kg	0.023	0.0016	1		09/23/20 21:14	108-10-1	
Methyl-tert-butyl ether	ND	mg/kg	0.0045	0.00015	1		09/23/20 21:14	1634-04-4	
Naphthalene	ND	mg/kg	0.0045	0.00017	1		09/23/20 21:14	91-20-3	
n-Propylbenzene	ND	mg/kg	0.0045	0.00021	1		09/23/20 21:14	103-65-1	
Styrene	ND	mg/kg	0.0045	0.00015	1		09/23/20 21:14	100-42-5	
1,1,1,2-Tetrachloroethane	ND	mg/kg	0.0045	0.00012	1		09/23/20 21:14	630-20-6	
1,1,2,2-Tetrachloroethane	ND	mg/kg	0.0045	0.00022	1		09/23/20 21:14	79-34-5	
Tetrachloroethene	ND	mg/kg	0.0045	0.00018	1		09/23/20 21:14	127-18-4	
Toluene	**0.00057J**	mg/kg	0.0045	0.00017	1		09/23/20 21:14	108-88-3	
1,2,3-Trichlorobenzene	ND	mg/kg	0.0045	0.00024	1		09/23/20 21:14	87-61-6	
1,2,4-Trichlorobenzene	ND	mg/kg	0.0045	0.00023	1		09/23/20 21:14	120-82-1	
1,1,1-Trichloroethane	ND	mg/kg	0.0045	0.00020	1		09/23/20 21:14	71-55-6	
1,1,2-Trichloroethane	ND	mg/kg	0.0045	0.00019	1		09/23/20 21:14	79-00-5	
Trichloroethene	ND	mg/kg	0.0045	0.00019	1		09/23/20 21:14	79-01-6	
Trichlorofluoromethane	ND	mg/kg	0.0045	0.00036	1		09/23/20 21:14	75-69-4	
1,2,3-Trichloropropane	ND	mg/kg	0.0045	0.00024	1		09/23/20 21:14	96-18-4	
1,2,4-Trimethylbenzene	**0.00022J**	mg/kg	0.0045	0.00017	1		09/23/20 21:14	95-63-6	
1,3,5-Trimethylbenzene	ND	mg/kg	0.0045	0.00018	1		09/23/20 21:14	108-67-8	
Vinyl acetate	ND	mg/kg	0.091	0.0012	1		09/23/20 21:14	108-05-4	
Vinyl chloride	ND	mg/kg	0.0045	0.00032	1		09/23/20 21:14	75-01-4	
Xylene (Total)	ND	mg/kg	0.0091	0.00036	1		09/23/20 21:14	1330-20-7	
Surrogates									
Dibromofluoromethane (S)	113	%.	73-133		1		09/23/20 21:14	1868-53-7	
Toluene-d8 (S)	102	%.	73-130		1		09/23/20 21:14	2037-26-5	
4-Bromofluorobenzene (S)	88	%.	55-129		1		09/23/20 21:14	460-00-4	
Percent Moisture	Analytical Method: SM 2540G								
	Pace Analytical Services - Indianapolis								
Percent Moisture	**5.9**	%	0.10	0.10	1		09/18/20 10:16		N2

This report shall not be reproduced, except in full,
without the written consent of Pace Analytical Services, LLC.

Pace Analytical Services, LLC
7726 Moller Road
Indianapolis, IN 46268
(317)228-3100

ANALYTICAL RESULTS

Project: Amphenol
Pace Project No.: 50267608

Sample: EB-1 **Lab ID: 50267608029** Collected: 09/16/20 14:53 Received: 09/17/20 12:35 Matrix: Water

Parameters	Results	Units	Report Limit	MDL	DF	Prepared	Analyzed	CAS No.	Qual
8260/5030 MSV	Analytical Method: EPA 8260								
	Pace Analytical Services - Indianapolis								
Acetone	ND	ug/L	100	3.5	1		09/21/20 17:39	67-64-1	
Acrolein	ND	ug/L	50.0	7.7	1		09/21/20 17:39	107-02-8	
Acrylonitrile	ND	ug/L	100	2.4	1		09/21/20 17:39	107-13-1	
Benzene	ND	ug/L	5.0	0.59	1		09/21/20 17:39	71-43-2	
Bromobenzene	ND	ug/L	5.0	0.44	1		09/21/20 17:39	108-86-1	
Bromochloromethane	ND	ug/L	5.0	0.54	1		09/21/20 17:39	74-97-5	
Bromodichloromethane	ND	ug/L	5.0	0.46	1		09/21/20 17:39	75-27-4	
Bromoform	ND	ug/L	5.0	0.44	1		09/21/20 17:39	75-25-2	
Bromomethane	ND	ug/L	5.0	2.4	1		09/21/20 17:39	74-83-9	
2-Butanone (MEK)	ND	ug/L	25.0	2.8	1		09/21/20 17:39	78-93-3	
n-Butylbenzene	ND	ug/L	5.0	0.33	1		09/21/20 17:39	104-51-8	
sec-Butylbenzene	ND	ug/L	5.0	0.32	1		09/21/20 17:39	135-98-8	
tert-Butylbenzene	ND	ug/L	5.0	0.46	1		09/21/20 17:39	98-06-6	
Carbon disulfide	ND	ug/L	10.0	0.33	1		09/21/20 17:39	75-15-0	
Carbon tetrachloride	ND	ug/L	5.0	0.40	1		09/21/20 17:39	56-23-5	
Chlorobenzene	ND	ug/L	5.0	0.49	1		09/21/20 17:39	108-90-7	
Chloroethane	ND	ug/L	5.0	0.33	1		09/21/20 17:39	75-00-3	
Chloroform	ND	ug/L	5.0	0.41	1		09/21/20 17:39	67-66-3	
Chloromethane	ND	ug/L	5.0	0.39	1		09/21/20 17:39	74-87-3	
2-Chlorotoluene	ND	ug/L	5.0	0.42	1		09/21/20 17:39	95-49-8	
4-Chlorotoluene	ND	ug/L	5.0	0.39	1		09/21/20 17:39	106-43-4	
Dibromochloromethane	ND	ug/L	5.0	0.52	1		09/21/20 17:39	124-48-1	
1,2-Dibromoethane (EDB)	ND	ug/L	5.0	0.51	1		09/21/20 17:39	106-93-4	
Dibromomethane	ND	ug/L	5.0	0.50	1		09/21/20 17:39	74-95-3	
1,2-Dichlorobenzene	ND	ug/L	5.0	0.43	1		09/21/20 17:39	95-50-1	
1,3-Dichlorobenzene	ND	ug/L	5.0	0.41	1		09/21/20 17:39	541-73-1	
1,4-Dichlorobenzene	ND	ug/L	5.0	0.41	1		09/21/20 17:39	106-46-7	
trans-1,4-Dichloro-2-butene	ND	ug/L	100	0.37	1		09/21/20 17:39	110-57-6	
Dichlorodifluoromethane	ND	ug/L	5.0	0.41	1		09/21/20 17:39	75-71-8	
1,1-Dichloroethane	ND	ug/L	5.0	0.42	1		09/21/20 17:39	75-34-3	
1,2-Dichloroethane	ND	ug/L	5.0	0.49	1		09/21/20 17:39	107-06-2	
1,1-Dichloroethene	ND	ug/L	5.0	0.42	1		09/21/20 17:39	75-35-4	
cis-1,2-Dichloroethene	ND	ug/L	5.0	0.42	1		09/21/20 17:39	156-59-2	
trans-1,2-Dichloroethene	ND	ug/L	5.0	0.44	1		09/21/20 17:39	156-60-5	
1,2-Dichloropropane	ND	ug/L	5.0	0.48	1		09/21/20 17:39	78-87-5	
1,3-Dichloropropane	ND	ug/L	5.0	0.55	1		09/21/20 17:39	142-28-9	
2,2-Dichloropropane	ND	ug/L	5.0	0.32	1		09/21/20 17:39	594-20-7	
1,1-Dichloropropene	ND	ug/L	5.0	0.40	1		09/21/20 17:39	563-58-6	
cis-1,3-Dichloropropene	ND	ug/L	5.0	0.40	1		09/21/20 17:39	10061-01-5	
trans-1,3-Dichloropropene	ND	ug/L	5.0	0.42	1		09/21/20 17:39	10061-02-6	
Ethylbenzene	ND	ug/L	5.0	0.46	1		09/21/20 17:39	100-41-4	
Ethyl methacrylate	ND	ug/L	100	0.28	1		09/21/20 17:39	97-63-2	
Hexachloro-1,3-butadiene	ND	ug/L	5.0	0.35	1		09/21/20 17:39	87-68-3	
2-Hexanone	ND	ug/L	25.0	2.3	1		09/21/20 17:39	591-78-6	
Iodomethane	ND	ug/L	10.0	7.9	1		09/21/20 17:39	74-88-4	

This report shall not be reproduced, except in full,
without the written consent of Pace Analytical Services, LLC.

Pace Analytical Services, LLC
7726 Moller Road
Indianapolis, IN 46268
(317)228-3100

ANALYTICAL RESULTS

Project: Amphenol
Pace Project No.: 50267608

Sample: EB-1 **Lab ID: 50267608029** Collected: 09/16/20 14:53 Received: 09/17/20 12:35 Matrix: Water

Parameters	Results	Units	Report Limit	MDL	DF	Prepared	Analyzed	CAS No.	Qual
8260/5030 MSV	Analytical Method: EPA 8260								
	Pace Analytical Services - Indianapolis								
Isopropylbenzene (Cumene)	ND	ug/L	5.0	0.41	1		09/21/20 17:39	98-82-8	
p-Isopropyltoluene	ND	ug/L	5.0	0.32	1		09/21/20 17:39	99-87-6	
Methylene Chloride	ND	ug/L	5.0	1.4	1		09/21/20 17:39	75-09-2	
4-Methyl-2-pentanone (MIBK)	ND	ug/L	25.0	2.5	1		09/21/20 17:39	108-10-1	
Methyl-tert-butyl ether	ND	ug/L	4.0	0.45	1		09/21/20 17:39	1634-04-4	
Naphthalene	ND	ug/L	5.0	0.44	1		09/21/20 17:39	91-20-3	
n-Propylbenzene	ND	ug/L	5.0	0.34	1		09/21/20 17:39	103-65-1	
Styrene	ND	ug/L	5.0	0.45	1		09/21/20 17:39	100-42-5	
1,1,1,2-Tetrachloroethane	ND	ug/L	5.0	0.42	1		09/21/20 17:39	630-20-6	
1,1,2,2-Tetrachloroethane	ND	ug/L	5.0	0.46	1		09/21/20 17:39	79-34-5	
Tetrachloroethene	ND	ug/L	5.0	0.30	1		09/21/20 17:39	127-18-4	
Toluene	ND	ug/L	5.0	0.43	1		09/21/20 17:39	108-88-3	
1,2,3-Trichlorobenzene	ND	ug/L	5.0	0.41	1		09/21/20 17:39	87-61-6	
1,2,4-Trichlorobenzene	ND	ug/L	5.0	0.36	1		09/21/20 17:39	120-82-1	
1,1,1-Trichloroethane	ND	ug/L	5.0	0.31	1		09/21/20 17:39	71-55-6	
1,1,2-Trichloroethane	ND	ug/L	5.0	0.45	1		09/21/20 17:39	79-00-5	
Trichloroethene	ND	ug/L	5.0	0.47	1		09/21/20 17:39	79-01-6	
Trichlorofluoromethane	ND	ug/L	5.0	0.65	1		09/21/20 17:39	75-69-4	
1,2,3-Trichloropropane	ND	ug/L	5.0	0.43	1		09/21/20 17:39	96-18-4	
1,2,4-Trimethylbenzene	ND	ug/L	5.0	0.38	1		09/21/20 17:39	95-63-6	
1,3,5-Trimethylbenzene	ND	ug/L	5.0	0.36	1		09/21/20 17:39	108-67-8	
Vinyl acetate	ND	ug/L	50.0	1.2	1		09/21/20 17:39	108-05-4	
Vinyl chloride	ND	ug/L	2.0	0.23	1		09/21/20 17:39	75-01-4	
Xylene (Total)	ND	ug/L	10.0	0.90	1		09/21/20 17:39	1330-20-7	
Surrogates									
Dibromofluoromethane (S)	106	%.	75-120		1		09/21/20 17:39	1868-53-7	
4-Bromofluorobenzene (S)	98	%.	85-116		1		09/21/20 17:39	460-00-4	
Toluene-d8 (S)	102	%.	83-111		1		09/21/20 17:39	2037-26-5	

This report shall not be reproduced, except in full,
without the written consent of Pace Analytical Services, LLC.

Pace Analytical Services, LLC
7726 Moller Road
Indianapolis, IN 46268
(317)228-3100

QUALITY CONTROL DATA

Project: Amphenol
Pace Project No.: 50267608

QC Batch: 582627
QC Batch Method: EPA 8260
Analysis Method: EPA 8260
Analysis Description: 8260 MSV
Laboratory: Pace Analytical Services - Indianapolis
Associated Lab Samples: 50267608025, 50267608029

METHOD BLANK: 2687772
Matrix: Water
Associated Lab Samples: 50267608025, 50267608029

Parameter	Units	Blank Result	Reporting Limit	MDL	Analyzed	Qualifiers
1,1,1,2-Tetrachloroethane	ug/L	ND	5.0	0.42	09/21/20 10:44	
1,1,1-Trichloroethane	ug/L	ND	5.0	0.31	09/21/20 10:44	
1,1,2,2-Tetrachloroethane	ug/L	ND	5.0	0.46	09/21/20 10:44	
1,1,2-Trichloroethane	ug/L	ND	5.0	0.45	09/21/20 10:44	
1,1-Dichloroethane	ug/L	ND	5.0	0.42	09/21/20 10:44	
1,1-Dichloroethene	ug/L	ND	5.0	0.42	09/21/20 10:44	
1,1-Dichloropropene	ug/L	ND	5.0	0.40	09/21/20 10:44	
1,2,3-Trichlorobenzene	ug/L	ND	5.0	0.41	09/21/20 10:44	
1,2,3-Trichloropropane	ug/L	ND	5.0	0.43	09/21/20 10:44	
1,2,4-Trichlorobenzene	ug/L	ND	5.0	0.36	09/21/20 10:44	
1,2,4-Trimethylbenzene	ug/L	ND	5.0	0.38	09/21/20 10:44	
1,2-Dibromoethane (EDB)	ug/L	ND	5.0	0.51	09/21/20 10:44	
1,2-Dichlorobenzene	ug/L	ND	5.0	0.43	09/21/20 10:44	
1,2-Dichloroethane	ug/L	ND	5.0	0.49	09/21/20 10:44	
1,2-Dichloropropane	ug/L	ND	5.0	0.48	09/21/20 10:44	
1,3,5-Trimethylbenzene	ug/L	ND	5.0	0.36	09/21/20 10:44	
1,3-Dichlorobenzene	ug/L	ND	5.0	0.41	09/21/20 10:44	
1,3-Dichloropropane	ug/L	ND	5.0	0.55	09/21/20 10:44	
1,4-Dichlorobenzene	ug/L	ND	5.0	0.41	09/21/20 10:44	
2,2-Dichloropropane	ug/L	ND	5.0	0.32	09/21/20 10:44	
2-Butanone (MEK)	ug/L	ND	25.0	2.8	09/21/20 10:44	
2-Chlorotoluene	ug/L	ND	5.0	0.42	09/21/20 10:44	
2-Hexanone	ug/L	ND	25.0	2.3	09/21/20 10:44	
4-Chlorotoluene	ug/L	ND	5.0	0.39	09/21/20 10:44	
4-Methyl-2-pentanone (MIBK)	ug/L	ND	25.0	2.5	09/21/20 10:44	
Acetone	ug/L	ND	100	3.5	09/21/20 10:44	
Acrolein	ug/L	ND	50.0	7.7	09/21/20 10:44	
Acrylonitrile	ug/L	ND	100	2.4	09/21/20 10:44	
Benzene	ug/L	ND	5.0	0.59	09/21/20 10:44	
Bromobenzene	ug/L	ND	5.0	0.44	09/21/20 10:44	
Bromochloromethane	ug/L	ND	5.0	0.54	09/21/20 10:44	
Bromodichloromethane	ug/L	ND	5.0	0.46	09/21/20 10:44	
Bromoform	ug/L	ND	5.0	0.44	09/21/20 10:44	
Bromomethane	ug/L	ND	5.0	2.4	09/21/20 10:44	
Carbon disulfide	ug/L	ND	10.0	0.33	09/21/20 10:44	
Carbon tetrachloride	ug/L	ND	5.0	0.40	09/21/20 10:44	
Chlorobenzene	ug/L	ND	5.0	0.49	09/21/20 10:44	
Chloroethane	ug/L	ND	5.0	0.33	09/21/20 10:44	
Chloroform	ug/L	ND	5.0	0.41	09/21/20 10:44	
Chloromethane	ug/L	ND	5.0	0.39	09/21/20 10:44	

Results presented on this page are in the units indicated by the "Units" column except where an alternate unit is presented to the right of the result.

This report shall not be reproduced, except in full,
without the written consent of Pace Analytical Services, LLC.

Pace Analytical Services, LLC
7726 Moller Road
Indianapolis, IN 46268
(317)228-3100

QUALITY CONTROL DATA

Project: Amphenol
Pace Project No.: 50267608

METHOD BLANK: 2687772 Matrix: Water
Associated Lab Samples: 50267608025, 50267608029

Parameter	Units	Blank Result	Reporting Limit	MDL	Analyzed	Qualifiers
cis-1,2-Dichloroethene	ug/L	ND	5.0	0.42	09/21/20 10:44	
cis-1,3-Dichloropropene	ug/L	ND	5.0	0.40	09/21/20 10:44	
Dibromochloromethane	ug/L	ND	5.0	0.52	09/21/20 10:44	
Dibromomethane	ug/L	ND	5.0	0.50	09/21/20 10:44	
Dichlorodifluoromethane	ug/L	ND	5.0	0.41	09/21/20 10:44	
Ethyl methacrylate	ug/L	ND	100	0.28	09/21/20 10:44	
Ethylbenzene	ug/L	ND	5.0	0.46	09/21/20 10:44	
Hexachloro-1,3-butadiene	ug/L	ND	5.0	0.35	09/21/20 10:44	
Iodomethane	ug/L	ND	10.0	7.9	09/21/20 10:44	
Isopropylbenzene (Cumene)	ug/L	ND	5.0	0.41	09/21/20 10:44	
Methyl-tert-butyl ether	ug/L	ND	4.0	0.45	09/21/20 10:44	
Methylene Chloride	ug/L	ND	5.0	1.4	09/21/20 10:44	
n-Butylbenzene	ug/L	ND	5.0	0.33	09/21/20 10:44	
n-Propylbenzene	ug/L	ND	5.0	0.34	09/21/20 10:44	
Naphthalene	ug/L	ND	5.0	0.44	09/21/20 10:44	
p-Isopropyltoluene	ug/L	ND	5.0	0.32	09/21/20 10:44	
sec-Butylbenzene	ug/L	ND	5.0	0.32	09/21/20 10:44	
Styrene	ug/L	ND	5.0	0.45	09/21/20 10:44	
tert-Butylbenzene	ug/L	ND	5.0	0.46	09/21/20 10:44	
Tetrachloroethene	ug/L	ND	5.0	0.30	09/21/20 10:44	
Toluene	ug/L	ND	5.0	0.43	09/21/20 10:44	
trans-1,2-Dichloroethene	ug/L	ND	5.0	0.44	09/21/20 10:44	
trans-1,3-Dichloropropene	ug/L	ND	5.0	0.42	09/21/20 10:44	
trans-1,4-Dichloro-2-butene	ug/L	ND	100	0.37	09/21/20 10:44	
Trichloroethene	ug/L	ND	5.0	0.47	09/21/20 10:44	
Trichlorofluoromethane	ug/L	ND	5.0	0.65	09/21/20 10:44	
Vinyl acetate	ug/L	ND	50.0	1.2	09/21/20 10:44	
Vinyl chloride	ug/L	ND	2.0	0.23	09/21/20 10:44	
Xylene (Total)	ug/L	ND	10.0	0.90	09/21/20 10:44	
4-Bromofluorobenzene (S)	%.	97	85-116		09/21/20 10:44	
Dibromofluoromethane (S)	%.	103	75-120		09/21/20 10:44	
Toluene-d8 (S)	%.	101	83-111		09/21/20 10:44	

LABORATORY CONTROL SAMPLE: 2687773

Parameter	Units	Spike Conc.	LCS Result	LCS % Rec	% Rec Limits	Qualifiers
1,1,1-Trichloroethane	ug/L	50	46.9	94	78-130	
1,1,2,2-Tetrachloroethane	ug/L	50	45.6	91	64-126	
1,1-Dichloroethene	ug/L	50	53.7	107	79-128	
1,2,4-Trimethylbenzene	ug/L	50	50.2	100	76-119	
1,2-Dibromoethane (EDB)	ug/L	50	51.1	102	76-122	
1,2-Dichloroethane	ug/L	50	50.0	100	66-127	
1,2-Dichloropropane	ug/L	50	48.6	97	75-127	
1,3,5-Trimethylbenzene	ug/L	50	50.4	101	78-116	

Results presented on this page are in the units indicated by the "Units" column except where an alternate unit is presented to the right of the result.

This report shall not be reproduced, except in full,
without the written consent of Pace Analytical Services, LLC.

Pace Analytical Services, LLC
7726 Moller Road
Indianapolis, IN 46268
(317)228-3100

QUALITY CONTROL DATA

Project: Amphenol
Pace Project No.: 50267608

LABORATORY CONTROL SAMPLE: 2687773

Parameter	Units	Spike Conc.	LCS Result	LCS % Rec	% Rec Limits	Qualifiers
Benzene	ug/L	50	47.3	95	75-118	
Chlorobenzene	ug/L	50	49.8	100	80-115	
Chloroform	ug/L	50	43.8	88	75-117	
cis-1,2-Dichloroethene	ug/L	50	47.4	95	76-120	
Ethylbenzene	ug/L	50	51.3	103	78-120	
Isopropylbenzene (Cumene)	ug/L	50	51.1	102	82-122	
Methyl-tert-butyl ether	ug/L	50	44.2	88	79-125	
Naphthalene	ug/L	50	49.4	99	70-130	
Tetrachloroethene	ug/L	50	51.6	103	70-123	
Toluene	ug/L	50	47.7	95	72-114	
trans-1,2-Dichloroethene	ug/L	50	48.3	97	79-126	
Trichloroethene	ug/L	50	46.3	93	78-120	
Vinyl chloride	ug/L	50	50.5	101	55-122	
Xylene (Total)	ug/L	150	152	101	81-118	
4-Bromofluorobenzene (S)	%.			97	85-116	
Dibromofluoromethane (S)	%.			101	75-120	
Toluene-d8 (S)	%.			102	83-111	

Results presented on this page are in the units indicated by the "Units" column except where an alternate unit is presented to the right of the result.

This report shall not be reproduced, except in full,
without the written consent of Pace Analytical Services, LLC.

Pace Analytical Services, LLC
7726 Moller Road
Indianapolis, IN 46268
(317)228-3100

QUALITY CONTROL DATA

Project: Amphenol
Pace Project No.: 50267608

QC Batch: 582640
QC Batch Method: EPA 8260
Analysis Method: EPA 8260
Analysis Description: 8260 MSV 5035A Volatile Organics
Laboratory: Pace Analytical Services - Indianapolis

Associated Lab Samples: 50267608001

METHOD BLANK: 2687833
Matrix: Solid
Associated Lab Samples: 50267608001

Parameter	Units	Blank Result	Reporting Limit	MDL	Analyzed	Qualifiers
1,1,1,2-Tetrachloroethane	mg/kg	ND	0.0050	0.00013	09/21/20 23:37	
1,1,1-Trichloroethane	mg/kg	ND	0.0050	0.00022	09/21/20 23:37	
1,1,2,2-Tetrachloroethane	mg/kg	ND	0.0050	0.00024	09/21/20 23:37	
1,1,2-Trichloroethane	mg/kg	ND	0.0050	0.00021	09/21/20 23:37	
1,1-Dichloroethane	mg/kg	ND	0.0050	0.00044	09/21/20 23:37	
1,1-Dichloroethene	mg/kg	ND	0.0050	0.00028	09/21/20 23:37	
1,1-Dichloropropene	mg/kg	ND	0.0050	0.00022	09/21/20 23:37	
1,2,3-Trichlorobenzene	mg/kg	0.00071J	0.0050	0.00027	09/21/20 23:37	
1,2,3-Trichloropropane	mg/kg	ND	0.0050	0.00026	09/21/20 23:37	
1,2,4-Trichlorobenzene	mg/kg	ND	0.0050	0.00025	09/21/20 23:37	
1,2,4-Trimethylbenzene	mg/kg	0.00019J	0.0050	0.00019	09/21/20 23:37	
1,2-Dibromoethane (EDB)	mg/kg	ND	0.0050	0.00013	09/21/20 23:37	
1,2-Dichlorobenzene	mg/kg	ND	0.0050	0.00024	09/21/20 23:37	
1,2-Dichloroethane	mg/kg	ND	0.0050	0.00018	09/21/20 23:37	
1,2-Dichloropropane	mg/kg	ND	0.0050	0.00018	09/21/20 23:37	
1,3,5-Trimethylbenzene	mg/kg	ND	0.0050	0.00020	09/21/20 23:37	
1,3-Dichlorobenzene	mg/kg	ND	0.0050	0.00026	09/21/20 23:37	
1,3-Dichloropropane	mg/kg	ND	0.0050	0.00019	09/21/20 23:37	
1,4-Dichlorobenzene	mg/kg	0.00027J	0.0050	0.00022	09/21/20 23:37	
2,2-Dichloropropane	mg/kg	ND	0.0050	0.00016	09/21/20 23:37	
2-Butanone (MEK)	mg/kg	ND	0.025	0.0015	09/21/20 23:37	
2-Chlorotoluene	mg/kg	ND	0.0050	0.00023	09/21/20 23:37	
2-Hexanone	mg/kg	ND	0.10	0.0011	09/21/20 23:37	
4-Chlorotoluene	mg/kg	ND	0.0050	0.00024	09/21/20 23:37	
4-Methyl-2-pentanone (MIBK)	mg/kg	ND	0.025	0.0017	09/21/20 23:37	
Acetone	mg/kg	ND	0.10	0.0030	09/21/20 23:37	
Acrolein	mg/kg	ND	0.10	0.0048	09/21/20 23:37	
Acrylonitrile	mg/kg	ND	0.10	0.0013	09/21/20 23:37	
Benzene	mg/kg	ND	0.0050	0.00018	09/21/20 23:37	
Bromobenzene	mg/kg	ND	0.0050	0.00014	09/21/20 23:37	
Bromochloromethane	mg/kg	ND	0.0050	0.00036	09/21/20 23:37	
Bromodichloromethane	mg/kg	ND	0.0050	0.00015	09/21/20 23:37	
Bromoform	mg/kg	ND	0.0050	0.00016	09/21/20 23:37	
Bromomethane	mg/kg	ND	0.0050	0.00079	09/21/20 23:37	
Carbon disulfide	mg/kg	ND	0.010	0.00043	09/21/20 23:37	
Carbon tetrachloride	mg/kg	ND	0.0050	0.00024	09/21/20 23:37	
Chlorobenzene	mg/kg	0.0017J	0.0050	0.00022	09/21/20 23:37	
Chloroethane	mg/kg	ND	0.0050	0.00041	09/21/20 23:37	
Chloroform	mg/kg	ND	0.0050	0.00021	09/21/20 23:37	
Chloromethane	mg/kg	ND	0.0050	0.00036	09/21/20 23:37	

Results presented on this page are in the units indicated by the "Units" column except where an alternate unit is presented to the right of the result.

This report shall not be reproduced, except in full,
without the written consent of Pace Analytical Services, LLC.

Pace Analytical Services, LLC
7726 Moller Road
Indianapolis, IN 46268
(317)228-3100

QUALITY CONTROL DATA

Project: Amphenol
Pace Project No.: 50267608

METHOD BLANK: 2687833 Matrix: Solid
Associated Lab Samples: 50267608001

Parameter	Units	Blank Result	Reporting Limit	MDL	Analyzed	Qualifiers
cis-1,2-Dichloroethene	mg/kg	ND	0.0050	0.00023	09/21/20 23:37	
cis-1,3-Dichloropropene	mg/kg	ND	0.0050	0.00018	09/21/20 23:37	
Dibromochloromethane	mg/kg	ND	0.0050	0.00015	09/21/20 23:37	
Dibromomethane	mg/kg	ND	0.0050	0.00028	09/21/20 23:37	
Dichlorodifluoromethane	mg/kg	ND	0.0050	0.00034	09/21/20 23:37	
Ethyl methacrylate	mg/kg	ND	0.10	0.00025	09/21/20 23:37	
Ethylbenzene	mg/kg	ND	0.0050	0.00021	09/21/20 23:37	
Hexachloro-1,3-butadiene	mg/kg	ND	0.0050	0.00025	09/21/20 23:37	
Iodomethane	mg/kg	ND	0.10	0.0012	09/21/20 23:37	
Isopropylbenzene (Cumene)	mg/kg	ND	0.0050	0.00022	09/21/20 23:37	
Methyl-tert-butyl ether	mg/kg	ND	0.0050	0.00017	09/21/20 23:37	
Methylene Chloride	mg/kg	0.019J	0.020	0.0063	09/21/20 23:37	
n-Butylbenzene	mg/kg	0.00031J	0.0050	0.00021	09/21/20 23:37	
n-Propylbenzene	mg/kg	ND	0.0050	0.00023	09/21/20 23:37	
Naphthalene	mg/kg	0.0012J	0.0050	0.00019	09/21/20 23:37	
p-Isopropyltoluene	mg/kg	ND	0.0050	0.00021	09/21/20 23:37	
sec-Butylbenzene	mg/kg	ND	0.0050	0.00024	09/21/20 23:37	
Styrene	mg/kg	ND	0.0050	0.00016	09/21/20 23:37	
tert-Butylbenzene	mg/kg	ND	0.0050	0.00018	09/21/20 23:37	
Tetrachloroethene	mg/kg	ND	0.0050	0.00020	09/21/20 23:37	
Toluene	mg/kg	ND	0.0050	0.00018	09/21/20 23:37	
trans-1,2-Dichloroethene	mg/kg	ND	0.0050	0.00035	09/21/20 23:37	
trans-1,3-Dichloropropene	mg/kg	ND	0.0050	0.00012	09/21/20 23:37	
trans-1,4-Dichloro-2-butene	mg/kg	ND	0.10	0.00029	09/21/20 23:37	
Trichloroethene	mg/kg	ND	0.0050	0.00021	09/21/20 23:37	
Trichlorofluoromethane	mg/kg	ND	0.0050	0.00039	09/21/20 23:37	
Vinyl acetate	mg/kg	ND	0.10	0.0014	09/21/20 23:37	
Vinyl chloride	mg/kg	ND	0.0050	0.00035	09/21/20 23:37	
Xylene (Total)	mg/kg	0.0033J	0.010	0.00040	09/21/20 23:37	
4-Bromofluorobenzene (S)	%.	94	55-129		09/21/20 23:37	
Dibromofluoromethane (S)	%.	111	73-133		09/21/20 23:37	
Toluene-d8 (S)	%.	98	73-130		09/21/20 23:37	

LABORATORY CONTROL SAMPLE: 2687834

Parameter	Units	Spike Conc.	LCS Result	LCS % Rec	% Rec Limits	Qualifiers
1,1,1,2-Tetrachloroethane	mg/kg	0.05	0.055	109	74-119	
1,1,1-Trichloroethane	mg/kg	0.05	0.048	97	72-132	
1,1,2,2-Tetrachloroethane	mg/kg	0.05	0.052	103	63-127	
1,1,2-Trichloroethane	mg/kg	0.05	0.044	89	69-123	
1,1-Dichloroethane	mg/kg	0.05	0.050	100	73-122	
1,1-Dichloroethene	mg/kg	0.05	0.053	105	70-126	
1,1-Dichloropropene	mg/kg	0.05	0.052	103	67-119	
1,2,3-Trichlorobenzene	mg/kg	0.05	0.048	95	55-122	

Results presented on this page are in the units indicated by the "Units" column except where an alternate unit is presented to the right of the result.

This report shall not be reproduced, except in full,
without the written consent of Pace Analytical Services, LLC.

Pace Analytical Services, LLC
7726 Moller Road
Indianapolis, IN 46268
(317)228-3100

QUALITY CONTROL DATA

Project: Amphenol
Pace Project No.: 50267608

LABORATORY CONTROL SAMPLE: 2687834

Parameter	Units	Spike Conc.	LCS Result	LCS % Rec	% Rec Limits	Qualifiers
1,2,3-Trichloropropane	mg/kg	0.05	0.058	116	69-123	
1,2,4-Trichlorobenzene	mg/kg	0.05	0.046	93	46-130	
1,2,4-Trimethylbenzene	mg/kg	0.05	0.047	95	62-117	
1,2-Dibromoethane (EDB)	mg/kg	0.05	0.058	116	73-124	
1,2-Dichlorobenzene	mg/kg	0.05	0.050	100	67-112	
1,2-Dichloroethane	mg/kg	0.05	0.051	102	67-129	
1,2-Dichloropropane	mg/kg	0.05	0.048	96	72-125	
1,3,5-Trimethylbenzene	mg/kg	0.05	0.048	96	63-115	
1,3-Dichlorobenzene	mg/kg	0.05	0.049	98	61-115	
1,3-Dichloropropane	mg/kg	0.05	0.053	106	73-126	
1,4-Dichlorobenzene	mg/kg	0.05	0.046	92	59-113	
2,2-Dichloropropane	mg/kg	0.05	0.041	82	62-130	
2-Butanone (MEK)	mg/kg	0.25	0.27	107	62-131	
2-Chlorotoluene	mg/kg	0.05	0.048	97	64-118	
2-Hexanone	mg/kg	0.25	0.27	107	53-136	
4-Chlorotoluene	mg/kg	0.05	0.050	100	61-115	
4-Methyl-2-pentanone (MIBK)	mg/kg	0.25	0.27	107	56-135	
Acetone	mg/kg	0.25	0.28	114	46-138	
Acrolein	mg/kg	1	1.2	121	35-135	
Acrylonitrile	mg/kg	0.2	0.13	66	62-124	
Benzene	mg/kg	0.05	0.049	98	74-117	
Bromobenzene	mg/kg	0.05	0.043	86	65-120	
Bromochloromethane	mg/kg	0.05	0.047	94	64-125	
Bromodichloromethane	mg/kg	0.05	0.045	90	64-123	
Bromoform	mg/kg	0.05	0.052	104	57-118	
Bromomethane	mg/kg	0.05	0.045	90	38-162	
Carbon disulfide	mg/kg	0.05	0.050	100	61-128	
Carbon tetrachloride	mg/kg	0.05	0.051	102	63-129	
Chlorobenzene	mg/kg	0.05	0.053	106	72-114	
Chloroethane	mg/kg	0.05	0.055	110	50-132	
Chloroform	mg/kg	0.05	0.046	93	69-120	
Chloromethane	mg/kg	0.05	0.040	81	46-120	
cis-1,2-Dichloroethene	mg/kg	0.05	0.047	94	73-117	
cis-1,3-Dichloropropene	mg/kg	0.05	0.052	104	65-127	
Dibromochloromethane	mg/kg	0.05	0.049	98	66-122	
Dibromomethane	mg/kg	0.05	0.053	106	72-123	
Dichlorodifluoromethane	mg/kg	0.05	0.052	104	32-134	
Ethyl methacrylate	mg/kg	0.2	0.18	90	63-132	
Ethylbenzene	mg/kg	0.05	0.051	102	68-118	
Hexachloro-1,3-butadiene	mg/kg	0.05	0.051	103	53-132	
Iodomethane	mg/kg	0.1	0.11	113	53-163	
Isopropylbenzene (Cumene)	mg/kg	0.05	0.050	100	69-121	
Methyl-tert-butyl ether	mg/kg	0.05	0.054	108	75-136	
Methylene Chloride	mg/kg	0.05	0.066	131	62-137	
n-Butylbenzene	mg/kg	0.05	0.046	92	50-120	
n-Propylbenzene	mg/kg	0.05	0.049	97	60-119	
Naphthalene	mg/kg	0.05	0.050	101	66-120	

Results presented on this page are in the units indicated by the "Units" column except where an alternate unit is presented to the right of the result.

This report shall not be reproduced, except in full,
without the written consent of Pace Analytical Services, LLC.

Pace Analytical Services, LLC
7726 Moller Road
Indianapolis, IN 46268
(317)228-3100

QUALITY CONTROL DATA

Project: Amphenol
Pace Project No.: 50267608

LABORATORY CONTROL SAMPLE: 2687834

Parameter	Units	Spike Conc.	LCS Result	LCS % Rec	% Rec Limits	Qualifiers
p-Isopropyltoluene	mg/kg	0.05	0.050	101	60-118	
sec-Butylbenzene	mg/kg	0.05	0.051	102	72-117	
Styrene	mg/kg	0.05	0.048	96	69-116	
tert-Butylbenzene	mg/kg	0.05	0.039	78	50-99	
Tetrachloroethene	mg/kg	0.05	0.051	101	59-119	
Toluene	mg/kg	0.05	0.048	96	68-115	
trans-1,2-Dichloroethene	mg/kg	0.05	0.050	100	71-125	
trans-1,3-Dichloropropene	mg/kg	0.05	0.048	96	65-117	
trans-1,4-Dichloro-2-butene	mg/kg	0.2	0.16	82	46-116	
Trichloroethene	mg/kg	0.05	0.043	87	68-118	
Trichlorofluoromethane	mg/kg	0.05	0.057	113	57-152	
Vinyl acetate	mg/kg	0.2	0.020J	10	46-118	L2
Vinyl chloride	mg/kg	0.05	0.049	98	49-125	
Xylene (Total)	mg/kg	0.15	0.15	102	69-118	
4-Bromofluorobenzene (S)	%.			96	55-129	
Dibromofluoromethane (S)	%.			100	73-133	
Toluene-d8 (S)	%.			102	73-130	

Results presented on this page are in the units indicated by the "Units" column except where an alternate unit is presented to the right of the result.

This report shall not be reproduced, except in full,
without the written consent of Pace Analytical Services, LLC.

Pace Analytical Services, LLC
7726 Moller Road
Indianapolis, IN 46268
(317)228-3100

QUALITY CONTROL DATA

Project: Amphenol
Pace Project No.: 50267608

QC Batch: 582641
QC Batch Method: EPA 8260
Analysis Method: EPA 8260
Analysis Description: 8260 MSV 5035A Volatile Organics
Laboratory: Pace Analytical Services - Indianapolis
Associated Lab Samples: 50267608004, 50267608005, 50267608006, 50267608007, 50267608008, 50267608009, 50267608010, 50267608011, 50267608012, 50267608013, 50267608014, 50267608015, 50267608016

METHOD BLANK: 2687835
Matrix: Solid
Associated Lab Samples: 50267608004, 50267608005, 50267608006, 50267608007, 50267608008, 50267608009, 50267608010, 50267608011, 50267608012, 50267608013, 50267608014, 50267608015, 50267608016

Parameter	Units	Blank Result	Reporting Limit	MDL	Analyzed	Qualifiers
1,1,1,2-Tetrachloroethane	mg/kg	ND	0.0050	0.00035	09/21/20 23:56	
1,1,1-Trichloroethane	mg/kg	ND	0.0050	0.00036	09/21/20 23:56	
1,1,2,2-Tetrachloroethane	mg/kg	ND	0.0050	0.00043	09/21/20 23:56	
1,1,2-Trichloroethane	mg/kg	ND	0.0050	0.00045	09/21/20 23:56	
1,1-Dichloroethane	mg/kg	ND	0.0050	0.00039	09/21/20 23:56	
1,1-Dichloroethene	mg/kg	ND	0.0050	0.00036	09/21/20 23:56	
1,1-Dichloropropene	mg/kg	ND	0.0050	0.00033	09/21/20 23:56	
1,2,3-Trichlorobenzene	mg/kg	ND	0.0050	0.00028	09/21/20 23:56	
1,2,3-Trichloropropane	mg/kg	ND	0.0050	0.00030	09/21/20 23:56	
1,2,4-Trichlorobenzene	mg/kg	ND	0.0050	0.00023	09/21/20 23:56	
1,2,4-Trimethylbenzene	mg/kg	ND	0.0050	0.00029	09/21/20 23:56	
1,2-Dibromoethane (EDB)	mg/kg	ND	0.0050	0.00044	09/21/20 23:56	
1,2-Dichlorobenzene	mg/kg	ND	0.0050	0.00038	09/21/20 23:56	
1,2-Dichloroethane	mg/kg	ND	0.0050	0.00044	09/21/20 23:56	
1,2-Dichloropropane	mg/kg	ND	0.0050	0.00046	09/21/20 23:56	
1,3,5-Trimethylbenzene	mg/kg	ND	0.0050	0.00027	09/21/20 23:56	
1,3-Dichlorobenzene	mg/kg	ND	0.0050	0.00034	09/21/20 23:56	
1,3-Dichloropropane	mg/kg	ND	0.0050	0.00045	09/21/20 23:56	
1,4-Dichlorobenzene	mg/kg	ND	0.0050	0.00032	09/21/20 23:56	
2,2-Dichloropropane	mg/kg	ND	0.0050	0.00032	09/21/20 23:56	
2-Butanone (MEK)	mg/kg	ND	0.025	0.0025	09/21/20 23:56	
2-Chlorotoluene	mg/kg	ND	0.0050	0.00031	09/21/20 23:56	
2-Hexanone	mg/kg	ND	0.10	0.0021	09/21/20 23:56	
4-Chlorotoluene	mg/kg	ND	0.0050	0.00028	09/21/20 23:56	
4-Methyl-2-pentanone (MIBK)	mg/kg	ND	0.025	0.0024	09/21/20 23:56	
Acetone	mg/kg	ND	0.10	0.0046	09/21/20 23:56	
Acrolein	mg/kg	ND	0.10	0.0054	09/21/20 23:56	
Acrylonitrile	mg/kg	ND	0.10	0.0023	09/21/20 23:56	
Benzene	mg/kg	ND	0.0050	0.00040	09/21/20 23:56	
Bromobenzene	mg/kg	ND	0.0050	0.00040	09/21/20 23:56	
Bromochloromethane	mg/kg	ND	0.0050	0.00058	09/21/20 23:56	
Bromodichloromethane	mg/kg	ND	0.0050	0.00039	09/21/20 23:56	
Bromoform	mg/kg	ND	0.0050	0.00035	09/21/20 23:56	
Bromomethane	mg/kg	ND	0.0050	0.0015	09/21/20 23:56	
Carbon disulfide	mg/kg	ND	0.010	0.00039	09/21/20 23:56	
Carbon tetrachloride	mg/kg	ND	0.0050	0.00038	09/21/20 23:56	
Chlorobenzene	mg/kg	0.0014J	0.0050	0.00038	09/21/20 23:56	
Chloroethane	mg/kg	ND	0.0050	0.00040	09/21/20 23:56	
Chloroform	mg/kg	ND	0.0050	0.00041	09/21/20 23:56	

Results presented on this page are in the units indicated by the "Units" column except where an alternate unit is presented to the right of the result.

This report shall not be reproduced, except in full,
without the written consent of Pace Analytical Services, LLC.

Pace Analytical Services, LLC
7726 Moller Road
Indianapolis, IN 46268
(317)228-3100

QUALITY CONTROL DATA

Project: Amphenol
Pace Project No.: 50267608

METHOD BLANK: 2687835 Matrix: Solid

Associated Lab Samples: 50267608004, 50267608005, 50267608006, 50267608007, 50267608008, 50267608009, 50267608010, 50267608011, 50267608012, 50267608013, 50267608014, 50267608015, 50267608016

Parameter	Units	Blank Result	Reporting Limit	MDL	Analyzed	Qualifiers
Chloromethane	mg/kg	ND	0.0050	0.00020	09/21/20 23:56	
cis-1,2-Dichloroethene	mg/kg	ND	0.0050	0.00043	09/21/20 23:56	
cis-1,3-Dichloropropene	mg/kg	ND	0.0050	0.00033	09/21/20 23:56	
Dibromochloromethane	mg/kg	ND	0.0050	0.00040	09/21/20 23:56	
Dibromomethane	mg/kg	ND	0.0050	0.00051	09/21/20 23:56	
Dichlorodifluoromethane	mg/kg	ND	0.0050	0.00038	09/21/20 23:56	
Ethyl methacrylate	mg/kg	ND	0.10	0.00023	09/21/20 23:56	
Ethylbenzene	mg/kg	ND	0.0050	0.00038	09/21/20 23:56	
Hexachloro-1,3-butadiene	mg/kg	ND	0.0050	0.00025	09/21/20 23:56	
Iodomethane	mg/kg	0.0033J	0.10	0.0030	09/21/20 23:56	
Isopropylbenzene (Cumene)	mg/kg	ND	0.0050	0.00030	09/21/20 23:56	
Methyl-tert-butyl ether	mg/kg	ND	0.0050	0.00034	09/21/20 23:56	
Methylene Chloride	mg/kg	0.014J	0.020	0.0010	09/21/20 23:56	
n-Butylbenzene	mg/kg	ND	0.0050	0.00022	09/21/20 23:56	
n-Propylbenzene	mg/kg	ND	0.0050	0.00028	09/21/20 23:56	
Naphthalene	mg/kg	ND	0.0050	0.00034	09/21/20 23:56	
p-Isopropyltoluene	mg/kg	ND	0.0050	0.00028	09/21/20 23:56	
sec-Butylbenzene	mg/kg	ND	0.0050	0.00026	09/21/20 23:56	
Styrene	mg/kg	ND	0.0050	0.00033	09/21/20 23:56	
tert-Butylbenzene	mg/kg	ND	0.0050	0.00027	09/21/20 23:56	
Tetrachloroethene	mg/kg	ND	0.0050	0.00023	09/21/20 23:56	
Toluene	mg/kg	ND	0.0050	0.00040	09/21/20 23:56	
trans-1,2-Dichloroethene	mg/kg	ND	0.0050	0.00035	09/21/20 23:56	
trans-1,3-Dichloropropene	mg/kg	ND	0.0050	0.00034	09/21/20 23:56	
trans-1,4-Dichloro-2-butene	mg/kg	ND	0.10	0.00022	09/21/20 23:56	
Trichloroethene	mg/kg	ND	0.0050	0.00036	09/21/20 23:56	
Trichlorofluoromethane	mg/kg	ND	0.0050	0.00055	09/21/20 23:56	
Vinyl acetate	mg/kg	ND	0.10	0.00093	09/21/20 23:56	
Vinyl chloride	mg/kg	ND	0.0050	0.00029	09/21/20 23:56	
Xylene (Total)	mg/kg	0.0023J	0.010	0.00067	09/21/20 23:56	
4-Bromofluorobenzene (S)	%.	95	55-129		09/21/20 23:56	
Dibromofluoromethane (S)	%.	104	73-133		09/21/20 23:56	
Toluene-d8 (S)	%.	102	73-130		09/21/20 23:56	

LABORATORY CONTROL SAMPLE: 2687836

Parameter	Units	Spike Conc.	LCS Result	LCS % Rec	% Rec Limits	Qualifiers
1,1,1-Trichloroethane	mg/kg	0.05	0.038	76	72-132	
1,1,2,2-Tetrachloroethane	mg/kg	0.05	0.039	77	63-127	
1,1-Dichloroethene	mg/kg	0.05	0.044	88	70-126	
1,2,4-Trimethylbenzene	mg/kg	0.05	0.038	75	62-117	
1,2-Dibromoethane (EDB)	mg/kg	0.05	0.042	83	73-124	
1,2-Dichloroethane	mg/kg	0.05	0.041	81	67-129	

Results presented on this page are in the units indicated by the "Units" column except where an alternate unit is presented to the right of the result.

This report shall not be reproduced, except in full,
without the written consent of Pace Analytical Services, LLC.

Pace Analytical Services, LLC
7726 Moller Road
Indianapolis, IN 46268
(317)228-3100

QUALITY CONTROL DATA

Project: Amphenol
Pace Project No.: 50267608

LABORATORY CONTROL SAMPLE: 2687836

Parameter	Units	Spike Conc.	LCS Result	LCS % Rec	% Rec Limits	Qualifiers
1,2-Dichloropropane	mg/kg	0.05	0.040	79	72-125	
1,3,5-Trimethylbenzene	mg/kg	0.05	0.039	78	63-115	
Benzene	mg/kg	0.05	0.039	77	74-117	
Chlorobenzene	mg/kg	0.05	0.041	82	72-114	
Chloroform	mg/kg	0.05	0.036	72	69-120	
cis-1,2-Dichloroethene	mg/kg	0.05	0.038	76	73-117	
Ethylbenzene	mg/kg	0.05	0.041	82	68-118	
Isopropylbenzene (Cumene)	mg/kg	0.05	0.040	80	69-121	
Methyl-tert-butyl ether	mg/kg	0.05	0.036	71	75-136	L2
Naphthalene	mg/kg	0.05	0.039	78	66-120	
Tetrachloroethene	mg/kg	0.05	0.039	79	59-119	
Toluene	mg/kg	0.05	0.038	76	68-115	
trans-1,2-Dichloroethene	mg/kg	0.05	0.038	76	71-125	
Trichloroethene	mg/kg	0.05	0.037	73	68-118	
Vinyl chloride	mg/kg	0.05	0.041	82	49-125	
Xylene (Total)	mg/kg	0.15	0.12	82	69-118	
4-Bromofluorobenzene (S)	%.			94	55-129	
Dibromofluoromethane (S)	%.			103	73-133	
Toluene-d8 (S)	%.			102	73-130	

MATRIX SPIKE & MATRIX SPIKE DUPLICATE: 2687837 2687838

Parameter	Units	50267608012 Result	MS Spike Conc.	MSD Spike Conc.	MS Result	MSD Result	MS % Rec	MSD % Rec	% Rec Limits	RPD	Max RPD	Qual
1,1,1-Trichloroethane	mg/kg	ND	0.036	0.039	0.032	0.031	89	80	48-141	2	20	
1,1,2,2-Tetrachloroethane	mg/kg	ND	0.036	0.039	0.030	0.031	84	80	14-173	4	20	
1,1-Dichloroethene	mg/kg	ND	0.036	0.039	0.036	0.035	100	91	33-162	1	20	
1,2,4-Trimethylbenzene	mg/kg	ND	0.036	0.039	0.030	0.027	84	70	10-171	9	20	
1,2-Dibromoethane (EDB)	mg/kg	ND	0.036	0.039	0.028	0.029	77	75	14-151	6	20	
1,2-Dichloroethane	mg/kg	ND	0.036	0.039	0.031	0.031	86	80	35-142	1	20	
1,2-Dichloropropane	mg/kg	ND	0.036	0.039	0.028	0.028	79	72	26-148	0	20	
1,3,5-Trimethylbenzene	mg/kg	ND	0.036	0.039	0.035	0.032	100	83	10-183	9	20	
Benzene	mg/kg	ND	0.036	0.039	0.029	0.029	83	76	23-146	0	20	
Chlorobenzene	mg/kg	ND	0.036	0.039	0.024	0.025	68	63	10-144	1	20	
Chloroform	mg/kg	ND	0.036	0.039	0.028	0.028	80	72	33-142	0	20	
cis-1,2-Dichloroethene	mg/kg	0.046	0.036	0.039	0.064	0.060	50	36	30-143	7	20	
Ethylbenzene	mg/kg	ND	0.036	0.039	0.029	0.027	80	69	10-153	6	20	
Isopropylbenzene (Cumene)	mg/kg	ND	0.036	0.039	0.029	0.026	82	68	10-160	9	20	
Methyl-tert-butyl ether	mg/kg	ND	0.036	0.039	0.029	0.030	82	76	55-156	2	20	
Naphthalene	mg/kg	ND	0.036	0.039	0.0082	0.0087	23	22	10-134	6	20	
Tetrachloroethene	mg/kg	ND	0.036	0.039	0.033	0.031	93	80	10-173	6	20	
Toluene	mg/kg	ND	0.036	0.039	0.031	0.030	88	78	10-150	3	20	
trans-1,2-Dichloroethene	mg/kg	0.0048	0.036	0.039	0.033	0.034	80	75	28-156	2	20	
Trichloroethene	mg/kg	0.16	0.036	0.039	0.13	0.037	-67	-307	12-153	113	20	M1,R1

Results presented on this page are in the units indicated by the "Units" column except where an alternate unit is presented to the right of the result.

REPORT OF LABORATORY ANALYSIS

This report shall not be reproduced, except in full,
without the written consent of Pace Analytical Services, LLC.

Pace Analytical Services, LLC
7726 Moller Road
Indianapolis, IN 46268
(317)228-3100

QUALITY CONTROL DATA

Project: Amphenol
Pace Project No.: 50267608

MATRIX SPIKE & MATRIX SPIKE DUPLICATE: 2687837 2687838

Parameter	Units	50267608012 Result	MS Spike Conc.	MSD Spike Conc.	MS Result	MSD Result	MS % Rec	MSD % Rec	% Rec Limits	RPD	Max RPD	Qual
Vinyl chloride	mg/kg	ND	0.036	0.039	0.030	0.030	83	77	21-155	2	20	
Xylene (Total)	mg/kg	ND	0.11	0.12	0.082	0.077	76	66	10-151	5	20	
4-Bromofluorobenzene (S)	%.						79	80	55-129			
Dibromofluoromethane (S)	%.						103	104	73-133			
Toluene-d8 (S)	%.						119	117	73-130			

Results presented on this page are in the units indicated by the "Units" column except where an alternate unit is presented to the right of the result.

This report shall not be reproduced, except in full,
without the written consent of Pace Analytical Services, LLC.

Pace Analytical Services, LLC
7726 Moller Road
Indianapolis, IN 46268
(317)228-3100

QUALITY CONTROL DATA

Project: Amphenol
Pace Project No.: 50267608

QC Batch: 582887
QC Batch Method: EPA 8260
Analysis Method: EPA 8260
Analysis Description: 8260 MSV 5035A Volatile Organics
Laboratory: Pace Analytical Services - Indianapolis
Associated Lab Samples: 50267608002, 50267608003, 50267608017, 50267608018, 50267608019, 50267608020, 50267608021, 50267608022, 50267608023, 50267608024

METHOD BLANK: 2688716
Matrix: Solid
Associated Lab Samples: 50267608002, 50267608003, 50267608017, 50267608018, 50267608019, 50267608020, 50267608021, 50267608022, 50267608023, 50267608024

Parameter	Units	Blank Result	Reporting Limit	MDL	Analyzed	Qualifiers
1,1,1,2-Tetrachloroethane	mg/kg	ND	0.0050	0.00013	09/22/20 12:08	
1,1,1-Trichloroethane	mg/kg	ND	0.0050	0.00022	09/22/20 12:08	
1,1,2,2-Tetrachloroethane	mg/kg	ND	0.0050	0.00024	09/22/20 12:08	
1,1,2-Trichloroethane	mg/kg	ND	0.0050	0.00021	09/22/20 12:08	
1,1-Dichloroethane	mg/kg	ND	0.0050	0.00044	09/22/20 12:08	
1,1-Dichloroethene	mg/kg	ND	0.0050	0.00028	09/22/20 12:08	
1,1-Dichloropropene	mg/kg	ND	0.0050	0.00022	09/22/20 12:08	
1,2,3-Trichlorobenzene	mg/kg	0.00086J	0.0050	0.00027	09/22/20 12:08	
1,2,3-Trichloropropane	mg/kg	ND	0.0050	0.00026	09/22/20 12:08	
1,2,4-Trichlorobenzene	mg/kg	0.00077J	0.0050	0.00025	09/22/20 12:08	
1,2,4-Trimethylbenzene	mg/kg	0.00031J	0.0050	0.00019	09/22/20 12:08	
1,2-Dibromoethane (EDB)	mg/kg	ND	0.0050	0.00013	09/22/20 12:08	
1,2-Dichlorobenzene	mg/kg	0.00026J	0.0050	0.00024	09/22/20 12:08	
1,2-Dichloroethane	mg/kg	ND	0.0050	0.00018	09/22/20 12:08	
1,2-Dichloropropane	mg/kg	ND	0.0050	0.00018	09/22/20 12:08	
1,3,5-Trimethylbenzene	mg/kg	ND	0.0050	0.00020	09/22/20 12:08	
1,3-Dichlorobenzene	mg/kg	ND	0.0050	0.00026	09/22/20 12:08	
1,3-Dichloropropane	mg/kg	ND	0.0050	0.00019	09/22/20 12:08	
1,4-Dichlorobenzene	mg/kg	0.00037J	0.0050	0.00022	09/22/20 12:08	
2,2-Dichloropropane	mg/kg	ND	0.0050	0.00016	09/22/20 12:08	
2-Butanone (MEK)	mg/kg	ND	0.025	0.0015	09/22/20 12:08	
2-Chlorotoluene	mg/kg	ND	0.0050	0.00023	09/22/20 12:08	
2-Hexanone	mg/kg	ND	0.10	0.0011	09/22/20 12:08	
4-Chlorotoluene	mg/kg	ND	0.0050	0.00024	09/22/20 12:08	
4-Methyl-2-pentanone (MIBK)	mg/kg	ND	0.025	0.0017	09/22/20 12:08	
Acetone	mg/kg	0.019J	0.10	0.0030	09/22/20 12:08	
Acrolein	mg/kg	ND	0.10	0.0048	09/22/20 12:08	
Acrylonitrile	mg/kg	ND	0.10	0.0013	09/22/20 12:08	
Benzene	mg/kg	ND	0.0050	0.00018	09/22/20 12:08	
Bromobenzene	mg/kg	ND	0.0050	0.00014	09/22/20 12:08	
Bromochloromethane	mg/kg	ND	0.0050	0.00036	09/22/20 12:08	
Bromodichloromethane	mg/kg	ND	0.0050	0.00015	09/22/20 12:08	
Bromoform	mg/kg	ND	0.0050	0.00016	09/22/20 12:08	
Bromomethane	mg/kg	ND	0.0050	0.00079	09/22/20 12:08	
Carbon disulfide	mg/kg	ND	0.010	0.00043	09/22/20 12:08	
Carbon tetrachloride	mg/kg	ND	0.0050	0.00024	09/22/20 12:08	
Chlorobenzene	mg/kg	ND	0.0050	0.00022	09/22/20 12:08	
Chloroethane	mg/kg	ND	0.0050	0.00041	09/22/20 12:08	
Chloroform	mg/kg	ND	0.0050	0.00021	09/22/20 12:08	

Results presented on this page are in the units indicated by the "Units" column except where an alternate unit is presented to the right of the result.

This report shall not be reproduced, except in full,
without the written consent of Pace Analytical Services, LLC.

Pace Analytical Services, LLC
7726 Moller Road
Indianapolis, IN 46268
(317)228-3100

QUALITY CONTROL DATA

Project: Amphenol
Pace Project No.: 50267608

METHOD BLANK: 2688716 Matrix: Solid

Associated Lab Samples: 50267608002, 50267608003, 50267608017, 50267608018, 50267608019, 50267608020, 50267608021, 50267608022, 50267608023, 50267608024

Parameter	Units	Blank Result	Reporting Limit	MDL	Analyzed	Qualifiers
Chloromethane	mg/kg	ND	0.0050	0.00036	09/22/20 12:08	
cis-1,2-Dichloroethene	mg/kg	ND	0.0050	0.00023	09/22/20 12:08	
cis-1,3-Dichloropropene	mg/kg	ND	0.0050	0.00018	09/22/20 12:08	
Dibromochloromethane	mg/kg	ND	0.0050	0.00015	09/22/20 12:08	
Dibromomethane	mg/kg	ND	0.0050	0.00028	09/22/20 12:08	
Dichlorodifluoromethane	mg/kg	ND	0.0050	0.00034	09/22/20 12:08	
Ethyl methacrylate	mg/kg	ND	0.10	0.00025	09/22/20 12:08	
Ethylbenzene	mg/kg	ND	0.0050	0.00021	09/22/20 12:08	
Hexachloro-1,3-butadiene	mg/kg	ND	0.0050	0.00025	09/22/20 12:08	
Iodomethane	mg/kg	ND	0.10	0.0012	09/22/20 12:08	
Isopropylbenzene (Cumene)	mg/kg	ND	0.0050	0.00022	09/22/20 12:08	
Methyl-tert-butyl ether	mg/kg	ND	0.0050	0.00017	09/22/20 12:08	
Methylene Chloride	mg/kg	ND	0.020	0.0063	09/22/20 12:08	
n-Butylbenzene	mg/kg	0.00036J	0.0050	0.00021	09/22/20 12:08	
n-Propylbenzene	mg/kg	ND	0.0050	0.00023	09/22/20 12:08	
Naphthalene	mg/kg	0.0011J	0.0050	0.00019	09/22/20 12:08	
p-Isopropyltoluene	mg/kg	ND	0.0050	0.00021	09/22/20 12:08	
sec-Butylbenzene	mg/kg	ND	0.0050	0.00024	09/22/20 12:08	
Styrene	mg/kg	ND	0.0050	0.00016	09/22/20 12:08	
tert-Butylbenzene	mg/kg	ND	0.0050	0.00018	09/22/20 12:08	
Tetrachloroethene	mg/kg	ND	0.0050	0.00020	09/22/20 12:08	
Toluene	mg/kg	0.00019J	0.0050	0.00018	09/22/20 12:08	
trans-1,2-Dichloroethene	mg/kg	ND	0.0050	0.00035	09/22/20 12:08	
trans-1,3-Dichloropropene	mg/kg	ND	0.0050	0.00012	09/22/20 12:08	
trans-1,4-Dichloro-2-butene	mg/kg	ND	0.10	0.00029	09/22/20 12:08	
Trichloroethene	mg/kg	ND	0.0050	0.00021	09/22/20 12:08	
Trichlorofluoromethane	mg/kg	ND	0.0050	0.00039	09/22/20 12:08	
Vinyl acetate	mg/kg	ND	0.10	0.0014	09/22/20 12:08	
Vinyl chloride	mg/kg	ND	0.0050	0.00035	09/22/20 12:08	
Xylene (Total)	mg/kg	ND	0.010	0.00040	09/22/20 12:08	
4-Bromofluorobenzene (S)	%.	94	55-129		09/22/20 12:08	
Dibromofluoromethane (S)	%.	109	73-133		09/22/20 12:08	
Toluene-d8 (S)	%.	97	73-130		09/22/20 12:08	

LABORATORY CONTROL SAMPLE: 2688717

Parameter	Units	Spike Conc.	LCS Result	LCS % Rec	% Rec Limits	Qualifiers
1,1,1-Trichloroethane	mg/kg	0.05	0.041	81	72-132	
1,1,2,2-Tetrachloroethane	mg/kg	0.05	0.042	84	63-127	
1,1-Dichloroethene	mg/kg	0.05	0.044	89	70-126	
1,2,4-Trimethylbenzene	mg/kg	0.05	0.043	86	62-117	
1,2-Dibromoethane (EDB)	mg/kg	0.05	0.047	94	73-124	
1,2-Dichloroethane	mg/kg	0.05	0.043	85	67-129	

Results presented on this page are in the units indicated by the "Units" column except where an alternate unit is presented to the right of the result.

This report shall not be reproduced, except in full,
without the written consent of Pace Analytical Services, LLC.

Pace Analytical Services, LLC
7726 Moller Road
Indianapolis, IN 46268
(317)228-3100

QUALITY CONTROL DATA

Project: Amphenol
Pace Project No.: 50267608

LABORATORY CONTROL SAMPLE: 2688717

Parameter	Units	Spike Conc.	LCS Result	LCS % Rec	% Rec Limits	Qualifiers
1,2-Dichloropropane	mg/kg	0.05	0.041	81	72-125	
1,3,5-Trimethylbenzene	mg/kg	0.05	0.042	84	63-115	
Benzene	mg/kg	0.05	0.041	83	74-117	
Chlorobenzene	mg/kg	0.05	0.044	87	72-114	
Chloroform	mg/kg	0.05	0.039	78	69-120	
cis-1,2-Dichloroethene	mg/kg	0.05	0.040	80	73-117	
Ethylbenzene	mg/kg	0.05	0.044	87	68-118	
Isopropylbenzene (Cumene)	mg/kg	0.05	0.044	87	69-121	
Methyl-tert-butyl ether	mg/kg	0.05	0.044	88	75-136	
Naphthalene	mg/kg	0.05	0.043	86	66-120	
Tetrachloroethene	mg/kg	0.05	0.045	89	59-119	
Toluene	mg/kg	0.05	0.041	82	68-115	
trans-1,2-Dichloroethene	mg/kg	0.05	0.043	86	71-125	
Trichloroethene	mg/kg	0.05	0.038	75	68-118	
Vinyl chloride	mg/kg	0.05	0.042	84	49-125	
Xylene (Total)	mg/kg	0.15	0.13	87	69-118	
4-Bromofluorobenzene (S)	%.			96	55-129	
Dibromofluoromethane (S)	%.			101	73-133	
Toluene-d8 (S)	%.			101	73-130	

MATRIX SPIKE & MATRIX SPIKE DUPLICATE: 2688718 2688719

Parameter	Units	50267608021 Result	MS Spike Conc.	MSD Spike Conc.	MS Result	MSD Result	MS % Rec	MSD % Rec	% Rec Limits	RPD	Max RPD	Qual
1,1,1-Trichloroethane	mg/kg	ND	0.057	0.057	0.045	0.054	80	95	48-141	18	20	
1,1,2,2-Tetrachloroethane	mg/kg	ND	0.057	0.057	0.042	0.051	73	89	14-173	19	20	
1,1-Dichloroethene	mg/kg	ND	0.057	0.057	0.051	0.061	89	107	33-162	18	20	
1,2,4-Trimethylbenzene	mg/kg	ND	0.057	0.057	0.044	0.052	77	91	10-171	17	20	
1,2-Dibromoethane (EDB)	mg/kg	ND	0.057	0.057	0.047	0.056	83	98	14-151	16	20	
1,2-Dichloroethane	mg/kg	ND	0.057	0.057	0.047	0.055	82	96	35-142	16	20	
1,2-Dichloropropane	mg/kg	ND	0.057	0.057	0.044	0.052	77	91	26-148	17	20	
1,3,5-Trimethylbenzene	mg/kg	ND	0.057	0.057	0.046	0.054	80	95	10-183	18	20	
Benzene	mg/kg	ND	0.057	0.057	0.045	0.054	80	94	23-146	17	20	
Chlorobenzene	mg/kg	ND	0.057	0.057	0.045	0.051	79	90	10-144	13	20	
Chloroform	mg/kg	ND	0.057	0.057	0.043	0.051	76	90	33-142	17	20	
cis-1,2-Dichloroethene	mg/kg	ND	0.057	0.057	0.043	0.051	76	90	30-143	17	20	
Ethylbenzene	mg/kg	ND	0.057	0.057	0.045	0.054	79	95	10-153	17	20	
Isopropylbenzene (Cumene)	mg/kg	ND	0.057	0.057	0.045	0.053	79	93	10-160	17	20	
Methyl-tert-butyl ether	mg/kg	ND	0.057	0.057	0.050	0.059	88	104	55-156	16	20	
Naphthalene	mg/kg	ND	0.057	0.057	0.030	0.038	53	66	10-134	22	20	R1
Tetrachloroethene	mg/kg	ND	0.057	0.057	0.048	0.055	84	97	10-173	15	20	
Toluene	mg/kg	0.00023J	0.057	0.057	0.044	0.052	78	91	10-150	16	20	
trans-1,2-Dichloroethene	mg/kg	ND	0.057	0.057	0.048	0.056	84	98	28-156	15	20	
Trichloroethene	mg/kg	ND	0.057	0.057	0.041	0.050	73	87	12-153	18	20	

Results presented on this page are in the units indicated by the "Units" column except where an alternate unit is presented to the right of the result.

This report shall not be reproduced, except in full,
without the written consent of Pace Analytical Services, LLC.

Pace Analytical Services, LLC
7726 Moller Road
Indianapolis, IN 46268
(317)228-3100

QUALITY CONTROL DATA

Project: Amphenol
Pace Project No.: 50267608

MATRIX SPIKE & MATRIX SPIKE DUPLICATE: 2688718 2688719

Parameter	Units	50267608021 Result	MS Spike Conc.	MSD Spike Conc.	MS Result	MSD Result	MS % Rec	MSD % Rec	% Rec Limits	RPD	Max RPD	Qual
Vinyl chloride	mg/kg	ND	0.057	0.057	0.048	0.054	84	95	21-155	13	20	
Xylene (Total)	mg/kg	ND	0.17	0.17	0.13	0.16	78	91	10-151	15	20	
4-Bromofluorobenzene (S)	%.						93	92	55-129			
Dibromofluoromethane (S)	%.						100	102	73-133			
Toluene-d8 (S)	%.						103	102	73-130			

Results presented on this page are in the units indicated by the "Units" column except where an alternate unit is presented to the right of the result.

This report shall not be reproduced, except in full,
without the written consent of Pace Analytical Services, LLC.

Pace Analytical Services, LLC
7726 Moller Road
Indianapolis, IN 46268
(317)228-3100

QUALITY CONTROL DATA

Project: Amphenol
Pace Project No.: 50267608

QC Batch: 583144
QC Batch Method: EPA 8260
Analysis Method: EPA 8260
Analysis Description: 8260 MSV 5035A Volatile Organics
Laboratory: Pace Analytical Services - Indianapolis
Associated Lab Samples: 50267608026, 50267608027, 50267608028

METHOD BLANK: 2689971
Matrix: Solid
Associated Lab Samples: 50267608026, 50267608027, 50267608028

Parameter	Units	Blank Result	Reporting Limit	MDL	Analyzed	Qualifiers
1,1,1,2-Tetrachloroethane	mg/kg	ND	0.0050	0.00013	09/23/20 13:04	
1,1,1-Trichloroethane	mg/kg	ND	0.0050	0.00022	09/23/20 13:04	
1,1,2,2-Tetrachloroethane	mg/kg	ND	0.0050	0.00024	09/23/20 13:04	
1,1,2-Trichloroethane	mg/kg	ND	0.0050	0.00021	09/23/20 13:04	
1,1-Dichloroethane	mg/kg	ND	0.0050	0.00044	09/23/20 13:04	
1,1-Dichloroethene	mg/kg	ND	0.0050	0.00028	09/23/20 13:04	
1,1-Dichloropropene	mg/kg	ND	0.0050	0.00022	09/23/20 13:04	
1,2,3-Trichlorobenzene	mg/kg	0.00088J	0.0050	0.00027	09/23/20 13:04	
1,2,3-Trichloropropane	mg/kg	ND	0.0050	0.00026	09/23/20 13:04	
1,2,4-Trichlorobenzene	mg/kg	0.00077J	0.0050	0.00025	09/23/20 13:04	
1,2,4-Trimethylbenzene	mg/kg	ND	0.0050	0.00019	09/23/20 13:04	
1,2-Dibromoethane (EDB)	mg/kg	ND	0.0050	0.00013	09/23/20 13:04	
1,2-Dichlorobenzene	mg/kg	ND	0.0050	0.00024	09/23/20 13:04	
1,2-Dichloroethane	mg/kg	ND	0.0050	0.00018	09/23/20 13:04	
1,2-Dichloropropane	mg/kg	ND	0.0050	0.00018	09/23/20 13:04	
1,3,5-Trimethylbenzene	mg/kg	ND	0.0050	0.00020	09/23/20 13:04	
1,3-Dichlorobenzene	mg/kg	ND	0.0050	0.00026	09/23/20 13:04	
1,3-Dichloropropane	mg/kg	ND	0.0050	0.00019	09/23/20 13:04	
1,4-Dichlorobenzene	mg/kg	0.00030J	0.0050	0.00022	09/23/20 13:04	
2,2-Dichloropropane	mg/kg	ND	0.0050	0.00016	09/23/20 13:04	
2-Butanone (MEK)	mg/kg	ND	0.025	0.0015	09/23/20 13:04	
2-Chlorotoluene	mg/kg	ND	0.0050	0.00023	09/23/20 13:04	
2-Hexanone	mg/kg	ND	0.10	0.0011	09/23/20 13:04	
4-Chlorotoluene	mg/kg	ND	0.0050	0.00024	09/23/20 13:04	
4-Methyl-2-pentanone (MIBK)	mg/kg	ND	0.025	0.0017	09/23/20 13:04	
Acetone	mg/kg	0.0082J	0.10	0.0030	09/23/20 13:04	
Acrolein	mg/kg	ND	0.10	0.0048	09/23/20 13:04	
Acrylonitrile	mg/kg	ND	0.10	0.0013	09/23/20 13:04	
Benzene	mg/kg	ND	0.0050	0.00018	09/23/20 13:04	
Bromobenzene	mg/kg	ND	0.0050	0.00014	09/23/20 13:04	
Bromochloromethane	mg/kg	ND	0.0050	0.00036	09/23/20 13:04	
Bromodichloromethane	mg/kg	ND	0.0050	0.00015	09/23/20 13:04	
Bromoform	mg/kg	ND	0.0050	0.00016	09/23/20 13:04	
Bromomethane	mg/kg	ND	0.0050	0.00079	09/23/20 13:04	
Carbon disulfide	mg/kg	ND	0.010	0.00043	09/23/20 13:04	
Carbon tetrachloride	mg/kg	ND	0.0050	0.00024	09/23/20 13:04	
Chlorobenzene	mg/kg	ND	0.0050	0.00022	09/23/20 13:04	
Chloroethane	mg/kg	ND	0.0050	0.00041	09/23/20 13:04	
Chloroform	mg/kg	ND	0.0050	0.00021	09/23/20 13:04	
Chloromethane	mg/kg	ND	0.0050	0.00036	09/23/20 13:04	

Results presented on this page are in the units indicated by the "Units" column except where an alternate unit is presented to the right of the result.

This report shall not be reproduced, except in full,
without the written consent of Pace Analytical Services, LLC.

Pace Analytical Services, LLC
7726 Moller Road
Indianapolis, IN 46268
(317)228-3100

QUALITY CONTROL DATA

Project: Amphenol
Pace Project No.: 50267608

METHOD BLANK: 2689971 Matrix: Solid
Associated Lab Samples: 50267608026, 50267608027, 50267608028

Parameter	Units	Blank Result	Reporting Limit	MDL	Analyzed	Qualifiers
cis-1,2-Dichloroethene	mg/kg	ND	0.0050	0.00023	09/23/20 13:04	
cis-1,3-Dichloropropene	mg/kg	ND	0.0050	0.00018	09/23/20 13:04	
Dibromochloromethane	mg/kg	ND	0.0050	0.00015	09/23/20 13:04	
Dibromomethane	mg/kg	ND	0.0050	0.00028	09/23/20 13:04	
Dichlorodifluoromethane	mg/kg	ND	0.0050	0.00034	09/23/20 13:04	
Ethyl methacrylate	mg/kg	ND	0.10	0.00025	09/23/20 13:04	
Ethylbenzene	mg/kg	ND	0.0050	0.00021	09/23/20 13:04	
Hexachloro-1,3-butadiene	mg/kg	ND	0.0050	0.00025	09/23/20 13:04	
Iodomethane	mg/kg	ND	0.10	0.0012	09/23/20 13:04	
Isopropylbenzene (Cumene)	mg/kg	ND	0.0050	0.00022	09/23/20 13:04	
Methyl-tert-butyl ether	mg/kg	ND	0.0050	0.00017	09/23/20 13:04	
Methylene Chloride	mg/kg	ND	0.020	0.0063	09/23/20 13:04	
n-Butylbenzene	mg/kg	ND	0.0050	0.00021	09/23/20 13:04	
n-Propylbenzene	mg/kg	ND	0.0050	0.00023	09/23/20 13:04	
Naphthalene	mg/kg	0.0010J	0.0050	0.00019	09/23/20 13:04	
p-Isopropyltoluene	mg/kg	ND	0.0050	0.00021	09/23/20 13:04	
sec-Butylbenzene	mg/kg	ND	0.0050	0.00024	09/23/20 13:04	
Styrene	mg/kg	ND	0.0050	0.00016	09/23/20 13:04	
tert-Butylbenzene	mg/kg	ND	0.0050	0.00018	09/23/20 13:04	
Tetrachloroethene	mg/kg	ND	0.0050	0.00020	09/23/20 13:04	
Toluene	mg/kg	ND	0.0050	0.00018	09/23/20 13:04	
trans-1,2-Dichloroethene	mg/kg	ND	0.0050	0.00035	09/23/20 13:04	
trans-1,3-Dichloropropene	mg/kg	ND	0.0050	0.00012	09/23/20 13:04	
trans-1,4-Dichloro-2-butene	mg/kg	ND	0.10	0.00029	09/23/20 13:04	
Trichloroethene	mg/kg	ND	0.0050	0.00021	09/23/20 13:04	
Trichlorofluoromethane	mg/kg	ND	0.0050	0.00039	09/23/20 13:04	
Vinyl acetate	mg/kg	ND	0.10	0.0014	09/23/20 13:04	
Vinyl chloride	mg/kg	ND	0.0050	0.00035	09/23/20 13:04	
Xylene (Total)	mg/kg	ND	0.010	0.00040	09/23/20 13:04	
4-Bromofluorobenzene (S)	%.	97	55-129		09/23/20 13:04	
Dibromofluoromethane (S)	%.	111	73-133		09/23/20 13:04	
Toluene-d8 (S)	%.	99	73-130		09/23/20 13:04	

LABORATORY CONTROL SAMPLE: 2689972

Parameter	Units	Spike Conc.	LCS Result	LCS % Rec	% Rec Limits	Qualifiers
1,1,1-Trichloroethane	mg/kg	0.05	0.041	83	72-132	
1,1,2,2-Tetrachloroethane	mg/kg	0.05	0.044	89	63-127	
1,1-Dichloroethene	mg/kg	0.05	0.047	93	70-126	
1,2,4-Trimethylbenzene	mg/kg	0.05	0.045	90	62-117	
1,2-Dibromoethane (EDB)	mg/kg	0.05	0.048	96	73-124	
1,2-Dichloroethane	mg/kg	0.05	0.045	90	67-129	
1,2-Dichloropropane	mg/kg	0.05	0.043	87	72-125	
1,3,5-Trimethylbenzene	mg/kg	0.05	0.045	90	63-115	

Results presented on this page are in the units indicated by the "Units" column except where an alternate unit is presented to the right of the result.

This report shall not be reproduced, except in full,
without the written consent of Pace Analytical Services, LLC.

Pace Analytical Services, LLC
7726 Moller Road
Indianapolis, IN 46268
(317)228-3100

QUALITY CONTROL DATA

Project: Amphenol
Pace Project No.: 50267608

LABORATORY CONTROL SAMPLE: 2689972

Parameter	Units	Spike Conc.	LCS Result	LCS % Rec	% Rec Limits	Qualifiers
Benzene	mg/kg	0.05	0.043	86	74-117	
Chlorobenzene	mg/kg	0.05	0.044	89	72-114	
Chloroform	mg/kg	0.05	0.041	82	69-120	
cis-1,2-Dichloroethene	mg/kg	0.05	0.041	82	73-117	
Ethylbenzene	mg/kg	0.05	0.045	90	68-118	
Isopropylbenzene (Cumene)	mg/kg	0.05	0.044	89	69-121	
Methyl-tert-butyl ether	mg/kg	0.05	0.046	93	75-136	
Naphthalene	mg/kg	0.05	0.043	86	66-120	
Tetrachloroethene	mg/kg	0.05	0.044	88	59-119	
Toluene	mg/kg	0.05	0.042	84	68-115	
trans-1,2-Dichloroethene	mg/kg	0.05	0.045	90	71-125	
Trichloroethene	mg/kg	0.05	0.039	77	68-118	
Vinyl chloride	mg/kg	0.05	0.045	90	49-125	
Xylene (Total)	mg/kg	0.15	0.13	88	69-118	
4-Bromofluorobenzene (S)	%.			96	55-129	
Dibromofluoromethane (S)	%.			100	73-133	
Toluene-d8 (S)	%.			102	73-130	

Results presented on this page are in the units indicated by the "Units" column except where an alternate unit is presented to the right of the result.

This report shall not be reproduced, except in full,
without the written consent of Pace Analytical Services, LLC.

Pace Analytical Services, LLC
7726 Moller Road
Indianapolis, IN 46268
(317)228-3100

QUALITY CONTROL DATA

Project: Amphenol
Pace Project No.: 50267608

QC Batch: 582352
QC Batch Method: SM 2540G
Analysis Method: SM 2540G
Analysis Description: Dry Weight/Percent Moisture
Laboratory: Pace Analytical Services - Indianapolis

Associated Lab Samples: 50267608001, 50267608002, 50267608003, 50267608004, 50267608005, 50267608006, 50267608007, 50267608008, 50267608009, 50267608010, 50267608011, 50267608012, 50267608013, 50267608014, 50267608015, 50267608016, 50267608017

SAMPLE DUPLICATE: 2685909

Parameter	Units	50267673001 Result	Dup Result	RPD	Max RPD	Qualifiers
Percent Moisture	%	21.7	21.2	3	5	N2

SAMPLE DUPLICATE: 2685910

Parameter	Units	50267608012 Result	Dup Result	RPD	Max RPD	Qualifiers
Percent Moisture	%	8.0	8.0	1	5	N2

Results presented on this page are in the units indicated by the "Units" column except where an alternate unit is presented to the right of the result.

This report shall not be reproduced, except in full,
without the written consent of Pace Analytical Services, LLC.

Pace Analytical Services, LLC
7726 Moller Road
Indianapolis, IN 46268
(317)228-3100

QUALITY CONTROL DATA

Project: Amphenol
Pace Project No.: 50267608

QC Batch: 582354
QC Batch Method: SM 2540G
Analysis Method: SM 2540G
Analysis Description: Dry Weight/Percent Moisture
Laboratory: Pace Analytical Services - Indianapolis

Associated Lab Samples: 50267608018, 50267608019, 50267608020, 50267608021, 50267608022, 50267608023, 50267608024, 50267608026, 50267608027, 50267608028

SAMPLE DUPLICATE: 2685915

Parameter	Units	50267608021 Result	Dup Result	RPD	Max RPD	Qualifiers
Percent Moisture	%	12.2	12.4	2	5	N2

SAMPLE DUPLICATE: 2685916

Parameter	Units	50267629001 Result	Dup Result	RPD	Max RPD	Qualifiers
Percent Moisture	%	9.4	9.6	1	5	N2

Results presented on this page are in the units indicated by the "Units" column except where an alternate unit is presented to the right of the result.

This report shall not be reproduced, except in full,
without the written consent of Pace Analytical Services, LLC.

Pace Analytical Services, LLC
7726 Moller Road
Indianapolis, IN 46268
(317)228-3100

QUALIFIERS

Project: Amphenol
Pace Project No.: 50267608

DEFINITIONS

DF - Dilution Factor, if reported, represents the factor applied to the reported data due to dilution of the sample aliquot.

ND - Not Detected at or above adjusted reporting limit.

TNTC - Too Numerous To Count

J - Estimated concentration above the adjusted method detection limit and below the adjusted reporting limit.

MDL - Adjusted Method Detection Limit.

PQL - Practical Quantitation Limit.

RL - Reporting Limit - The lowest concentration value that meets project requirements for quantitative data with known precision and bias for a specific analyte in a specific matrix.

S - Surrogate

1,2-Diphenylhydrazine decomposes to and cannot be separated from Azobenzene using Method 8270. The result for each analyte is a combined concentration.

Consistent with EPA guidelines, unrounded data are displayed and have been used to calculate % recovery and RPD values.

LCS(D) - Laboratory Control Sample (Duplicate)

MS(D) - Matrix Spike (Duplicate)

DUP - Sample Duplicate

RPD - Relative Percent Difference

NC - Not Calculable.

SG - Silica Gel - Clean-Up

U - Indicates the compound was analyzed for, but not detected.

N-Nitrosodiphenylamine decomposes and cannot be separated from Diphenylamine using Method 8270. The result reported for each analyte is a combined concentration.

Pace Analytical is TNI accredited. Contact your Pace PM for the current list of accredited analytes.

TNI - The NELAC Institute.

ANALYTE QUALIFIERS

B	Analyte was detected in the associated method blank.
H7	Re-extraction or re-analysis could not be performed within method holding time.
L2	Analyte recovery in the laboratory control sample (LCS) was below QC limits. Results for this analyte in associated samples may be biased low.
M1	Matrix spike recovery exceeded QC limits. Batch accepted based on laboratory control sample (LCS) recovery.
N2	The lab does not hold NELAC/TNI accreditation for this parameter but other accreditations/certifications may apply. A complete list of accreditations/certifications is available upon request.
R1	RPD value was outside control limits.

This report shall not be reproduced, except in full,
without the written consent of Pace Analytical Services, LLC.

Pace Analytical Services, LLC
7726 Moller Road
Indianapolis, IN 46268
(317)228-3100

QUALITY CONTROL DATA CROSS REFERENCE TABLE

Project: Amphenol
Pace Project No.: 50267608

Lab ID	Sample ID	QC Batch Method	QC Batch	Analytical Method	Analytical Batch
50267608025	**TB-1 WT**	EPA 8260	582627		
50267608029	**EB-1**	EPA 8260	582627		
50267608001	**GP-33 SL (16.5-17.0)**	EPA 8260	582640		
50267608002	**GP-33 SL (18.0-18.5)**	EPA 8260	582887		
50267608003	**GP-33 SL (19.0-19.5)**	EPA 8260	582887		
50267608004	**GP-33 SL (19.5-20)**	EPA 8260	582641		
50267608005	**GP-32 SL (13.0-13.50)**	EPA 8260	582641		
50267608006	**GP-32 SL (15.75-16.25)**	EPA 8260	582641		
50267608007	**GP-32 SL (18.25-18.75)**	EPA 8260	582641		
50267608008	**GP-32 SL (18.75-19.25)**	EPA 8260	582641		
50267608009	**GP-31 SL (11.5-12.00)**	EPA 8260	582641		
50267608010	**GP-31 SL (15-15.5)**	EPA 8260	582641		
50267608011	**GP-31 SL (17.5-18.0)**	EPA 8260	582641		
50267608012	**GP-31 SL (18-18.50)**	EPA 8260	582641		
50267608013	**GP-30 SL (11.0-11.5)**	EPA 8260	582641		
50267608014	**GP-30 SL (17.50-18)**	EPA 8260	582641		
50267608015	**GP-30 SL (18.25-18.75)**	EPA 8260	582641		
50267608016	**GP-30 SL (18.75-19.25)**	EPA 8260	582641		
50267608017	**GP-29 SL (13.50-14.0)**	EPA 8260	582887		
50267608018	**GP-29 SL (15.0-15.50)**	EPA 8260	582887		
50267608019	**GP-29 SL (20.0-20.50)**	EPA 8260	582887		
50267608020	**GP-29 SL (20.50-21.00)**	EPA 8260	582887		
50267608021	**GP-34 SL (21.50-22.0)**	EPA 8260	582887		
50267608022	**GP-34 SL (23.5-24.0)**	EPA 8260	582887		
50267608023	**GP-34 SL (24.0-24.50)**	EPA 8260	582887		
50267608024	**GP-34 SL (24.50-25.0)**	EPA 8260	582887		
50267608026	**FD-1 SL**	EPA 8260	583144		
50267608027	**FD-2 SL**	EPA 8260	583144		
50267608028	**FD-3 SL**	EPA 8260	583144		
50267608001	**GP-33 SL (16.5-17.0)**	SM 2540G	582352		
50267608002	**GP-33 SL (18.0-18.5)**	SM 2540G	582352		
50267608003	**GP-33 SL (19.0-19.5)**	SM 2540G	582352		
50267608004	**GP-33 SL (19.5-20)**	SM 2540G	582352		
50267608005	**GP-32 SL (13.0-13.50)**	SM 2540G	582352		
50267608006	**GP-32 SL (15.75-16.25)**	SM 2540G	582352		
50267608007	**GP-32 SL (18.25-18.75)**	SM 2540G	582352		
50267608008	**GP-32 SL (18.75-19.25)**	SM 2540G	582352		
50267608009	**GP-31 SL (11.5-12.00)**	SM 2540G	582352		
50267608010	**GP-31 SL (15-15.5)**	SM 2540G	582352		
50267608011	**GP-31 SL (17.5-18.0)**	SM 2540G	582352		
50267608012	**GP-31 SL (18-18.50)**	SM 2540G	582352		
50267608013	**GP-30 SL (11.0-11.5)**	SM 2540G	582352		
50267608014	**GP-30 SL (17.50-18)**	SM 2540G	582352		
50267608015	**GP-30 SL (18.25-18.75)**	SM 2540G	582352		
50267608016	**GP-30 SL (18.75-19.25)**	SM 2540G	582352		
50267608017	**GP-29 SL (13.50-14.0)**	SM 2540G	582352		

This report shall not be reproduced, except in full,
without the written consent of Pace Analytical Services, LLC.

Pace Analytical Services, LLC
7726 Moller Road
Indianapolis, IN 46268
(317)228-3100

QUALITY CONTROL DATA CROSS REFERENCE TABLE

Project: Amphenol
Pace Project No.: 50267608

Lab ID	Sample ID	QC Batch Method	QC Batch	Analytical Method	Analytical Batch
50267608018	**GP-29 SL (15.0-15.50)**	SM 2540G	582354		
50267608019	**GP-29 SL (20.0-20.50)**	SM 2540G	582354		
50267608020	**GP-29 SL (20.50-21.00)**	SM 2540G	582354		
50267608021	**GP-34 SL (21.50-22.0)**	SM 2540G	582354		
50267608022	**GP-34 SL (23.5-24.0)**	SM 2540G	582354		
50267608023	**GP-34 SL (24.0-24.50)**	SM 2540G	582354		
50267608024	**GP-34 SL (24.50-25.0)**	SM 2540G	582354		
50267608026	**FD-1 SL**	SM 2540G	582354		
50267608027	**FD-2 SL**	SM 2540G	582354		
50267608028	**FD-3 SL**	SM 2540G	582354		

This report shall not be reproduced, except in full,
without the written consent of Pace Analytical Services, LLC.

WO# : 50267608

50267608

Pace Analytical

CHAIN-OF-CUSTODY / Analytical Request Document

The Chain-of-Custody is a LEGAL DOCUMENT. All relevant fields must be completed accurately.

Section A — Required Client Information:

Company:	IWM Consulting
Address:	7428 Rockville Road, Indianapolis, IN 46214
Email:	cparks@iwmconsult.com
Phone:	317-968-9265 Fax:
Requested Due Date:	Standard

Required Project Information:

Report To:	Chris ~~Newell~~ Parks
Copy To:	Brad Gentry
Purchase Order #:	IN AMP 18.02
Project Name:	Amphenol
Project #:	

Section C — Invoice Information:

Attention:	CParks
Company Name:	IWM
Address:	
Pace Quote:	Amphenol
Pace Project Manager:	sue.brotherton@pacelabs.com
Pace Profile #:	658

Regulatory Agency	State / Location
EPA	IN

Requested Analysis Filtered (Y/N): Analyses Test Y/N — VOC by 8260 (Full List): N; % moisture: N

ITEM #	SAMPLE ID (One Character per box. (A-Z, 0-9 / , -) Sample Ids must be unique)	MATRIX CODE (see valid codes to left)	SAMPLE TYPE (G=GRAB C=COMP)	COLLECTED START DATE	COLLECTED START TIME	COLLECTED END DATE	COLLECTED END TIME	SAMPLE TEMP AT COLLECTION	# OF CONTAINERS	Unpreserved	H2SO4	HNO3	HCl	NaOH	Na2S2O3	Methanol	Other	Residual Chlorine (Y/N)	
1	GP-33 SL (16.5-17.0)	SL	G			9/16	9:44		4	X						X	X		001
2	GP-33 SL (18.0-18.5)						9:47		4										002
3	GP-33 SL (19.0-19.5)						9:49		4										003
4	GP-33 SL (19.5-20)						9:51		4										004
5	GP-32 SL (13.0-13.50)						11:36		4										005
6	GP-32 SL (15.75-16.25)						11:33		4										006
7	GP-32 SL (18.25-18.75)						11:30		4										007
8	GP-32 SL (18.75-19.25)						11:27		4										008
9	GP-31 SL (11.5-12.00)						13:30		4										009
10	GP-31 SL (15-15.5)						13:27		4										010
11	GP-31 SL (17.5-18.0)						13:24		4										011
12	GP-31 SL (18-18.50) (MS/MSD)						13:21		12										012

MATRIX CODE: Drinking Water DW; Water WT; Waste Water WW; Product P; Soil/Solid SL; Oil OL; Wipe WP; Air AR; Other OT; Tissue TS

ADDITIONAL COMMENTS	RELINQUISHED BY / AFFILIATION	DATE	TIME	ACCEPTED BY / AFFILIATION	DATE	TIME	SAMPLE CONDITIONS			
J-Flag / Level IV QA/QC	Garrett Page / IWM	9/17	11:42	[illegible] / IWM	9/17	1142	AK			
	[illegible] / IWM	9/17	1235	~~[illegible] / IWM~~	~~9/17~~	~~1235~~				
				[illegible]	9/17/20	1235	2.3	Y	N	Y
							TEMP in C	Received on Ice (Y/N)	Custody Sealed Cooler (Y/N)	Samples Intact (Y/N)

SAMPLER NAME AND SIGNATURE

PRINT Name of SAMPLER: Garrett Page

SIGNATURE of SAMPLER: Garrett Page

DATE Signed: 9/17/20

Pace Analytical

CHAIN-OF-CUSTODY / Analytical Request Document

The Chain-of-Custody is a LEGAL DOCUMENT. All relevant fields must be completed accurately.

Section A — Required Client Information:

Company:	IWM Consulting
Address:	7428 Rockville Road
	Indianapolis, IN 46214
Email:	~~cnewell~~ cparks@iwmconsult.com
Phone:	317-968-9265 Fax:
Requested Due Date:	Standard

Section B — Required Project Information:

Report To:	Chris ~~Newell~~ Parks
Copy To:	Brad Gentry
Purchase Order #:	IN. AMP18.02
Project Name:	Amphenol
Project #:	

Section C — Invoice Information:

Attention:	C. Parks
Company Name:	IWM
Address:	
Pace Quote:	Amphenol
Pace Project Manager:	sue.brotherton@pacelabs.com
Pace Profile #:	658

Regulatory Agency	State / Location
EPA	IN

MATRIX CODE: Drinking Water DW; Water WT; Waste Water WW; Product P; Soil/Solid SL; Oil OL; Wipe WP; Air AR; Other OT; Tissue TS

ITEM #	SAMPLE ID (One Character per box. (A-Z, 0-9 / , -) Sample Ids must be unique)	MATRIX CODE (see valid codes to left)	SAMPLE TYPE (G=GRAB C=COMP)	COLLECTED START DATE	COLLECTED START TIME	COLLECTED END DATE	COLLECTED END TIME	SAMPLE TEMP AT COLLECTION	# OF CONTAINERS	Preservatives: Unpreserved	H2SO4	HNO3	HCl	NaOH	Na2S2O3	Methanol	Other	Analyses Test: VOC by 8260 (Full List)	% moisture	Residual Chlorine (Y/N)	
																		Y/N: N	N		
1	GP-30 SL (11.0-11.5)	SL	G			9/16	14:39		4	X						X	X	X	X		013
2	GP-30 SL (17.50-18)	↓	↓			↓	14:36		4	X						X	X	X	X		014
3	GP-30 SL (18.25-18.75)	↓	↓			↓	14:33		4	X						X	X	X	X		015
4	GP-30 SL (18.75-19.25)	↓	↓			↓	14:30		4	X						X	X	X	X		016
5	GP-29 SL (13.50-14.0)	↓	↓			↓	16:18		4	X						X	X	X	X		017
6	GP-29 SL (15.0-15.50)	↓	↓			↓	16:14		4	X						X	X	X	X		018
7	GP-29 SL (20.0-20.50)	↓	↓			↓	16:10		4	X						X	X	X	X		019
8	GP-29 SL (20.50-21.00)	↓	↓			↓	16:06		4	X						X	X	X	X		020
9	GP-34 SL (21.50-22.0)(MS/MSD 2)	↓	↓			9/17	10:39		12	X						X	X	X	X		021
10	GP-34 SL (23.5-24.0)	↓	↓			↓	10:36		4	X						X	X	X	X		022
11	GP-34 SL (24.0-24.50)	↓	↓			↓	10:26		4	X						X	X	X	X		023
12	GP-34 SL (24.50-25.0)	↓	↓			↓	10:22		4	X						X	X	X	X		024

ADDITIONAL COMMENTS	RELINQUISHED BY / AFFILIATION	DATE	TIME	ACCEPTED BY / AFFILIATION	DATE	TIME	SAMPLE CONDITIONS: TEMP in C	Received on Ice (Y/N)	Custody Sealed Cooler (Y/N)	Samples Intact (Y/N)
J-Flag / Level IV QA/QC	Garrett Page / IWM	9/17	11:42	[illegible] / IWM	9/17	1142				
	[illegible] / IWM	9/17	1235	[illegible]	9/17	1235	2.3	Y	N	Y

SAMPLER NAME AND SIGNATURE

PRINT Name of SAMPLER: Garrett Page

SIGNATURE of SAMPLER: Garrett Page

DATE Signed: 9/17/20

Pace Analytical

CHAIN-OF-CUSTODY / Analytical Request Document

The Chain-of-Custody is a LEGAL DOCUMENT. All relevant fields must be completed accurately.

Page : 3 Of 3

Section A Required Client Information:		Section B Required Project Information:		Section C Invoice Information:	
Company:	IWM Consulting	Report To:	Chris ~~Newell~~ Parks	Attention:	C Parks
Address:	7428 Rockville Road	Copy To:	Brad Gentry	Company Name:	IWM
	Cparks Indianapolis, IN 46214			Address:	
Email:	~~cnewell~~@iwmconsult.com	Purchase Order #:	IN-AMP 18.02	Pace Quote:	Amphenol
Phone:	317-968-9265 Fax:	Project Name:	Amphenol	Pace Project Manager:	sue.brotherton@pacelabs.com,
Requested Due Date:	Standard	Project #:		Pace Profile #:	658

Regulatory Agency
EPA
State / Location
IN

Requested Analysis Filtered (Y/N): Y/N N N

ITEM #	SAMPLE ID (One Character per box. (A-Z, 0-9 / , -) Sample Ids must be unique)	MATRIX CODE (see valid codes to left)	SAMPLE TYPE (G=GRAB C=COMP)	COLLECTED START DATE	COLLECTED START TIME	COLLECTED END DATE	COLLECTED END TIME	~~SAMPLE TEMP AT COLLECTION~~	# OF CONTAINERS	Unpreserved	H2SO4	HNO3	HCl	NaOH	Na2S2O3	Methanol	Other	Analyses Test	VOC by 8260 (Full List)	% moisture	Residual Chlorine (Y/N)	
1	TB-1 WT	WT	G			9/16	9:30	3					X						X			025
2	FD-1 SL	SL				9/16	–	4		X						X	X		X	X		026
3	FD-2 SL	SL				9/16	–	4		X						X	X		X	X		027
4	FD-3 SL	SL				9/17	–	4		X						X	X		X	X		028
5	EB-1 WT	WT				9/16	14:53	3					X						X			029
6																						
7																						
8																						
9																						
10																						
11																						
12																						

ADDITIONAL COMMENTS	RELINQUISHED BY / AFFILIATION	DATE	TIME	ACCEPTED BY / AFFILIATION	DATE	TIME	SAMPLE CONDITIONS: TEMP in C	Received on Ice (Y/N)	Custody Sealed Cooler (Y/N)	Samples Intact (Y/N)
J-Flag / Level III QA/QC	[signature] / IWM	9/17	11:42	[signature] / IWM	9/17	1142				
	[signature] / IWM	9/17	1235	[signature]	9/17	1235	2.3	Y	N	Y

SAMPLER NAME AND SIGNATURE

PRINT Name of SAMPLER: Garrett Page

SIGNATURE of SAMPLER: [signature] Page

DATE Signed: 9/17/20

Pace Analytical

SAMPLE CONDITION UPON RECEIPT FORM

Date/Time and Initials of person examining contents: DP 8/7/22 1235

Courier: Fed Ex UPS Client Pace USPS Other _____

Custody Seal on Cooler/Box Present: Yes No **(If yes)Seals Intact:** Yes No **(leave blank if no seals were present)**

Packing Material: Bubble Wrap Bubble Bags None Other _____

Thermometer: 1 2 3 4 5 6 A B C D E F **Ice Type:** Wet Blue None

Cooler Temperature: 2.4/2.3 **If temp. is over 6°C or under 0°C, was the PM notified?:** Yes No

Temp should be above freezing to 6°C **(Initial/Corrected)**

All discrepancies will be written out in the comments section below.

	Yes	No		Yes	No	N/A
Are samples from West Virginia? Document any containers out of temp.		✓	All containers needing acid/base pres. Have been CHECKED?: **exceptions: VOA, coliform, LLHg, O&G, and any container with a septum cap or preserved with HCl.** **Circle:** **HNO3 (<2) H2SO4 (<2) NaOH (>10) NaOH/ZnAc (>9)** Any non-conformance to pH recommendations will be noted on the container count form			✓
USDA Regulated Soils? (HI, ID, NY, WA, OR,CA, NM, TX, OK, AR, LA, TN, AL, MS, NC, SC, GA, FL, or Puerto Rico)		✓				
Short Hold Time Analysis (48 hours or less)? **Analysis:** TC	✓			Present	Absent	N/A
			Residual Chlorine Check (SVOC 625 Pest/PCB 608)			✓
Time 5035A TC placed in Freezer or Short Holds To Lab	Time:		Residual Chlorine Check (Total/Amenable/Free Cyanide)			✓
Rush TAT Requested (4 days or less):		✓	Headspace Wisconsin Sulfide?			✓
Custody Signatures Present?	✓		Headspace in VOA Vials (>6mm):		✓	
Containers Intact?:	✓		Trip Blank Present?	✓		
Sample Label (IDs/Dates/Times) Match COC?: Except TCs, which only require sample ID	✓		Trip Blank Custody Seals?:	✓		
Extra labels on Terracore Vials? (soils only)		✓				

COMMENTS:

COC PAGE 1 of 3

Sample Container Count

Sample Line Item	WGFU	SBS DI BK Kit R	DG9H VG9H	VOA VIAL HS (>6mm)	VG9U	DG9U	DG9T	AG0U	AG1H	AG1U	AG3S	AG3C	BP1U	BP1N	BP2U	BP3U	BP3N	BP3F	BP3S	BP3B	BP3Z	CG3H				Matrix	pH <2	pH >9	pH>10
1		4																								SL			
2																													
3																													
4																													
5																													
6																													
7																													
8																													
9																													
10																													
11																													
12		12																											

Container Codes

Glass

DG9B	40mL Na Bisulfate amber vial	AG0U	100mL unpres amber glass
DG9H	40mL HCl amber voa vial	AG1H	1L HCl amber glass
DG9M	40mL MeOH clear vial	AG1S	1L H2SO4 amber glass
DG9P	40mL TSP amber vial	AG1T	1L Na Thiosulfate amber glass
DG9S	40mL H2SO4 amber vial	AG1U	1liter unpres amber glass
DG9T	40mL Na Thio amber vial	AG2N	500mL HNO3 amber glass
DG9U	40mL unpreserved **amber** vial	AG2S	500mL H2SO4 amber glass
VG9H	40mL HCl clear vial	AG2U	500mL unpres amber glass
VG9T	40mL Na Thio. clear vial	AG3S	250mL H2SO4 amber glass
VG9U	40mL unpreserved **clear** vial	AG3U	250mL unpres amber glass
VGFX	40mL w/hexane wipe vial	AG3C	250mL NaOH amber glass
VSG	Headspace septa vial & HCl	BG1H	1L HCl clear glass
WGKU	8oz unpreserved clear jar	BG1S	1L H2SO4 clear glass
WGFU	4oz clear soil jar	BG1T	1L Na Thiosulfate clear glass
JGFU	4oz unpreserved amber wide	BG1U	1L unpreserved glass
CG3H	250mL clear glass HCl	BG3H	250mL HCl Clear Glass

Plastic / Misc.

BG3U	250mL Unpres Clear Glass
BP1A	1L NaOH, Asc Acid plastic
BP1N	1L HNO3 plastic
BP1S	1L H2SO4 plastic
BP1U	1L unpreserved plastic
BP1Z	1L NaOH, Zn, Ac
BP2A	500mL NaOH, Asc Acid plastic
BP2N	500mL HNO3 plastic
BP2O	500mL NaOH plastic
BP2S	500mL H2SO4 plastic
BP2U	500mL unpreserved plastic
BP2Z	500mL NaOH, Zn Ac
BP3B	250mL NaOH plastic
BP3N	250mL HNO3 plastic
BP3F	250mL HNO3 plastic (field filtered)
BP3U	250mL unpreserved plastic
BP3S	250mL H2SO4 plastic
BP3Z	250mL NaOH, Zn Ac plastic

AF	Air Filter
C	Air Cassettes
R	Terra core kit
SP5T	120mL Coliform Na Thiosulfate
U	Summa Can
ZPLC	Ziploc Bag

WT	Water
SL	Solid
NAL	Non-aqueous liquid
WP	Wipe

COC PAGE 2 of 3

Sample Container Count

Sample Line Item	WGFU	SBS DT BK Kit R	DG9H VG9H	VOA VIAL HS (>6mm)	VG9U	DG9U	DG9T	AG0U	AG1H	AG1U	AG3S	AG3C	BP1U	BP1N	BP2U	BP3U	BP3N	BP3F	BP3S	BP3B	BP3Z	CG3H				Matrix	pH <2	pH >9	pH>10
1		4																								SL			
2		↓																								↓			
3		↓																								↓			
4		↓																								↓			
5		↓																								↓			
6		↓																								↓			
7		↓																								↓			
8		↓																								↓			
9		12																								↓			
10		4																								↓			
11		↓																								↓			
12		↓																								↓			

Container Codes

Glass

DG9B	40mL Na Bisulfate amber vial	AG0U	100mL unpres amber glass
DG9H	40mL HCl amber voa vial	AG1H	1L HCl amber glass
DG9M	40mL MeOH clear vial	AG1S	1L H2SO4 amber glass
DG9P	40mL TSP amber vial	AG1T	1L Na Thiosulfate amber glass
DG9S	40mL H2SO4 amber vial	AG1U	1liter unpres amber glass
DG9T	40mL Na Thio amber vial	AG2N	500mL HNO3 amber glass
DG9U	40mL unpreserved **amber** vial	AG2S	500mL H2SO4 amber glass
VG9H	40mL HCl clear vial	AG2U	500mL unpres amber glass
VG9T	40mL Na Thio. clear vial	AG3S	250mL H2SO4 amber glass
VG9U	40mL unpreserved **clear** vial	AG3U	250mL unpres amber glass
VGFX	40mL w/hexane wipe vial	AG3C	250mL NaOH amber glass
VSG	Headspace septa vial & HCl	BG1H	1L HCl clear glass
WGKU	8oz unpreserved clear jar	BG1S	1L H2SO4 clear glass
WGFU	4oz clear soil jar	BG1T	1L Na Thiosulfate clear glass
JGFU	4oz unpreserved amber wide	BG1U	1L unpreserved glass
CG3H	250mL clear glass HCl	BG3H	250mL HCl Clear Glass

Plastic / Misc.

BG3U	250mL Unpres Clear Glass
BP1A	1L NaOH, Asc Acid plastic
BP1N	1L HNO3 plastic
BP1S	1L H2SO4 plastic
BP1U	1L unpreserved plastic
BP1Z	1L NaOH, Zn, Ac
BP2A	500mL NaOH, Asc Acid plastic
BP2N	500mL HNO3 plastic
BP2O	500mL NaOH plastic
BP2S	500mL H2SO4 plastic
BP2U	500mL unpreserved plastic
BP2Z	500mL NaOH, Zn Ac
BP3B	250mL NaOH plastic
BP3N	250mL HNO3 plastic
BP3F	250mL HNO3 plastic (field filtered)
BP3U	250mL unpreserved plastic
BP3S	250mL H2SO4 plastic
BP3Z	250mL NaOH, Zn Ac plastic

AF	Air Filter
C	Air Cassettes
R	Terra core kit
SP5T	120mL Coliform Na Thiosulfate
U	Summa Can
ZPLC	Ziploc Bag

WT	Water
SL	Solid
NAL	Non-aqueous liquid
WP	Wipe

COC PAGE 3 of 3

Sample Container Count

SBS
DI
BK
Kit

Sample Line Item	WGFU	R	DG9H VG9H	VOA VIAL HS (>6mm)	VG9U	DG9U	DG9T	AG0U	AG1H	AG1U	AG3S	AG3C	BP1U	BP1N	BP2U	BP3U	BP3N	BP3F	BP3S	BP3B	BP3Z	CG3H				Matrix	pH <2	pH >9	pH>10
1			3																							WT			
2		4																								SL			
3		↓																								↓			
4																													
5			3																							WT			
6																													
7																													
8																													
9																													
10																													
11																													
12																													

Container Codes

Glass

DG9B	40mL Na Bisulfate amber vial	AG0U	100mL unpres amber glass
DG9H	40mL HCl amber voa vial	AG1H	1L HCl amber glass
DG9M	40mL MeOH clear vial	AG1S	1L H2SO4 amber glass
DG9P	40mL TSP amber vial	AG1T	1L Na Thiosulfate amber glass
DG9S	40mL H2SO4 amber vial	AG1U	1liter unpres amber glass
DG9T	40mL Na Thio amber vial	AG2N	500mL HNO3 amber glass
DG9U	40mL unpreserved **amber** vial	AG2S	500mL H2SO4 amber glass
VG9H	40mL HCl clear vial	AG2U	500mL unpres amber glass
VG9T	40mL Na Thio. clear vial	AG3S	250mL H2SO4 amber glass
VG9U	40mL unpreserved **clear** vial	AG3U	250mL unpres amber glass
VGFX	40mL w/hexane wipe vial	AG3C	250mL NaOH amber glass
VSG	Headspace septa vial & HCl	BG1H	1L HCl clear glass
WGKU	8oz unpreserved clear jar	BG1S	1L H2SO4 clear glass
WGFU	4oz clear soil jar	BG1T	1L Na Thiosulfate clear glass
JGFU	4oz unpreserved amber wide	BG1U	1L unpreserved glass
CG3H	250mL clear glass HCl	BG3H	250mL HCl Clear Glass

Plastic / Misc.

BG3U	250mL Unpres Clear Glass
BP1A	1L NaOH, Asc Acid plastic
BP1N	1L HNO3 plastic
BP1S	1L H2SO4 plastic
BP1U	1L unpreserved plastic
BP1Z	1L NaOH, Zn, Ac
BP2A	500mL NaOH, Asc Acid plastic
BP2N	500mL HNO3 plastic
BP2O	500mL NaOH plastic
BP2S	500mL H2SO4 plastic
BP2U	500mL unpreserved plastic
BP2Z	500mL NaOH, Zn Ac
BP3B	250mL NaOH plastic
BP3N	250mL HNO3 plastic
BP3F	250mL HNO3 plastic (field filtered)
BP3U	250mL unpreserved plastic
BP3S	250mL H2SO4 plastic
BP3Z	250mL NaOH, Zn Ac plastic

AF	Air Filter
C	Air Cassettes
R	Terra core kit
SP5T	120mL Coliform Na Thiosulfate
U	Summa Can
ZPLC	Ziploc Bag

WT	Water
SL	Solid
NAL	Non-aqueous liquid
WP	Wipe

Pace Analytical Services, LLC
7726 Moller Road
Indianapolis, IN 46268
(317)228-3100

October 28, 2020

Mr. Chris Newell
IWM Consulting
7428 Rockville Road
Indianapolis, IN 46214

RE: Project: Amphenol IN AMP 18.02
Pace Project No.: 50267802

Dear Mr. Newell:

Enclosed are the analytical results for sample(s) received by the laboratory on September 18, 2020. The results relate only to the samples included in this report. Results reported herein conform to the applicable TNI/NELAC Standards and the laboratory's Quality Manual, where applicable, unless otherwise noted in the body of the report.

The test results provided in this final report were generated by each of the following laboratories within the Pace Network:

- Pace Analytical Services - Indianapolis

Revised Report: This revision replaces previous report dated September 25, 2020. Sample 021 interval changed from (19.25-19.75) to (14.25-14.75) per client request. SAB 09/25/20

Revised Report: This revision replaces previous report dated September 25, 2020. Trailing "0" added to Sample IDs to match the COC. SAB 10/26/20

If you have any questions concerning this report, please feel free to contact me.

Sincerely,

Susan Brotherton

Sue Brotherton
sue.brotherton@pacelabs.com
(317)228-3100
Project Manager

Enclosures

cc: Mr. Brad Gentry, IWM Consulting
Mr. Chris Parks, IWM Consulting Group

This report shall not be reproduced, except in full,
without the written consent of Pace Analytical Services, LLC.

Pace Analytical Services, LLC
7726 Moller Road
Indianapolis, IN 46268
(317)228-3100

CERTIFICATIONS

Project:	Amphenol IN AMP 18.02
Pace Project No.:	50267802

Pace Analytical Services Indianapolis
7726 Moller Road, Indianapolis, IN 46268
Illinois Accreditation #: 200074
Indiana Drinking Water Laboratory #: C-49-06
Kansas/TNI Certification #: E-10177
Kentucky UST Agency Interest #: 80226
Kentucky WW Laboratory ID #: 98019
Michigan Drinking Water Laboratory #9050
Ohio VAP Certified Laboratory #: CL0065
Oklahoma Laboratory #: 9204
Texas Certification #: T104704355
West Virginia Certification #: 330
Wisconsin Laboratory #: 999788130
USDA Soil Permit #: P330-19-00257

This report shall not be reproduced, except in full,
without the written consent of Pace Analytical Services, LLC.

Pace Analytical Services, LLC
7726 Moller Road
Indianapolis, IN 46268
(317)228-3100

SAMPLE SUMMARY

Project: Amphenol IN AMP 18.02
Pace Project No.: 50267802

Lab ID	Sample ID	Matrix	Date Collected	Date Received
50267802001	**GP-36 SL (14.25-14.75)**	Solid	09/17/20 11:53	09/18/20 15:38
50267802002	**GP-36 SL (20.50-21.00)**	Solid	09/17/20 12:01	09/18/20 15:38
50267802003	**GP-36 SL (21.00-21.50)**	Solid	09/17/20 12:03	09/18/20 15:38
50267802004	**GP-36 SL (20.00-20.50)**	Solid	09/17/20 12:06	09/18/20 15:38
50267802005	**GP-35 SL (13.50-14.00)**	Solid	09/17/20 12:24	09/18/20 15:38
50267802006	**GP-35 SL (20.00-20.50)**	Solid	09/17/20 12:31	09/18/20 15:38
50267802007	**GP-35 SL (19.50-20.00)**	Solid	09/17/20 12:34	09/18/20 15:38
50267802008	**GP-35 SL (18.0-18.50)**	Solid	09/17/20 12:38	09/18/20 15:38
50267802009	**GP-37 SL (14.00-14.50)**	Solid	09/17/20 12:56	09/18/20 15:38
50267802010	**GP-37 SL (21.50-22.00)**	Solid	09/17/20 13:13	09/18/20 15:38
50267802011	**GP-37 SL (22.00-22.50)**	Solid	09/17/20 13:10	09/18/20 15:38
50267802012	**GP-37 SL (22.50-23.0)**	Solid	09/17/20 13:06	09/18/20 15:38
50267802013	**GP-38 SL (14.50-15.00)**	Solid	09/17/20 13:33	09/18/20 15:38
50267802014	**GP-38 SL (19.50-20.00)**	Solid	09/17/20 13:36	09/18/20 15:38
50267802015	**GP-38 SL (22.50-23.00)**	Solid	09/17/20 13:55	09/18/20 15:38
50267802016	**GP-38 SL (23.00-23.50)**	Solid	09/17/20 13:58	09/18/20 15:38
50267802017	**GP-39 SL (14.50-15.00)**	Solid	09/17/20 14:26	09/18/20 15:38
50267802018	**GP-39 SL (25.0-25.50)**	Solid	09/17/20 15:06	09/18/20 15:38
50267802019	**GP-39 SL (26.00-26.50)**	Solid	09/17/20 15:03	09/18/20 15:38
50267802020	**GP-39 SL (25.50-26.00)**	Solid	09/17/20 15:00	09/18/20 15:38
50267802021	**GP-40 SL (14.25-14.75)**	Solid	09/17/20 15:22	09/18/20 15:38
50267802022	**GP-40 SL (20.50-21.00)**	Solid	09/17/20 15:42	09/18/20 15:38
50267802023	**GP-40 SL (21.00-21.50)**	Solid	09/17/20 15:45	09/18/20 15:38
50267802024	**GP-40 SL (19.50-20.00)**	Solid	09/17/20 15:50	09/18/20 15:38
50267802025	**GP-41 SL (13.75-14.25)**	Solid	09/17/20 16:01	09/18/20 15:38
50267802026	**GP-41 SL (16.00-16.50)**	Solid	09/17/20 16:03	09/18/20 15:38
50267802027	**GP-41 SL (19.00-19.50)**	Solid	09/17/20 16:06	09/18/20 15:38
50267802028	**GP-41 SL (19.50-20.00)**	Solid	09/17/20 16:10	09/18/20 15:38
50267802029	**GP-42 SL (13.50-14.00)**	Solid	09/18/20 09:15	09/18/20 15:38
50267802030	**GP-42 SL (18.25-18.75)**	Solid	09/18/20 09:17	09/18/20 15:38
50267802031	**GP-42 SL (17.75-18.25)**	Solid	09/18/20 09:19	09/18/20 15:38
50267802032	**GP-42 SL (15.0-15.50)**	Solid	09/18/20 09:23	09/18/20 15:38
50267802033	**GP-43 SL (14.50-15.00)**	Solid	09/18/20 09:34	09/18/20 15:38
50267802034	**GP-43 SL (14.00-14.50)**	Solid	09/18/20 09:36	09/18/20 15:38
50267802035	**GP-43 SL (13.00-13.50)**	Solid	09/18/20 09:38	09/18/20 15:38
50267802036	**GP-43 SL (13.50-14.00)**	Solid	09/18/20 09:40	09/18/20 15:38
50267802037	**GP-44 SL (13.75-14.25)**	Solid	09/18/20 10:05	09/18/20 15:38

This report shall not be reproduced, except in full,
without the written consent of Pace Analytical Services, LLC.

Pace Analytical Services, LLC
7726 Moller Road
Indianapolis, IN 46268
(317)228-3100

SAMPLE SUMMARY

Project: Amphenol IN AMP 18.02
Pace Project No.: 50267802

Lab ID	Sample ID	Matrix	Date Collected	Date Received
50267802038	**GP-44 SL (17.25-17.75)**	Solid	09/18/20 10:07	09/18/20 15:38
50267802039	**GP-44 SL (16.75-17.25)**	Solid	09/18/20 10:10	09/18/20 15:38
50267802040	**GP-44 SL (16.00-16.50)**	Solid	09/18/20 10:13	09/18/20 15:38
50267802041	**FD-4 SL**	Solid	09/17/20 08:00	09/18/20 15:38
50267802042	**FD-5 SL**	Solid	09/17/20 08:00	09/18/20 15:38
50267802043	**FD-6 SL**	Solid	09/18/20 08:00	09/18/20 15:38
50267802044	**EB-2 WT**	Water	09/17/20 15:52	09/18/20 15:38
50267802045	**TB-2 WT**	Water	09/17/20 15:55	09/18/20 15:38

This report shall not be reproduced, except in full,
without the written consent of Pace Analytical Services, LLC.

Pace Analytical Services, LLC
7726 Moller Road
Indianapolis, IN 46268
(317)228-3100

SAMPLE ANALYTE COUNT

Project: Amphenol IN AMP 18.02
Pace Project No.: 50267802

Lab ID	Sample ID	Method	Analysts	Analytes Reported	Laboratory
50267802001	**GP-36 SL (14.25-14.75)**	EPA 8260	TMW	12	PASI-I
		SM 2540G	SWJ	1	PASI-I
50267802002	**GP-36 SL (20.50-21.00)**	EPA 8260	TMW	12	PASI-I
		SM 2540G	SWJ	1	PASI-I
50267802003	**GP-36 SL (21.00-21.50)**	EPA 8260	TMW	12	PASI-I
		SM 2540G	SWJ	1	PASI-I
50267802004	**GP-36 SL (20.00-20.50)**	EPA 8260	TMW	12	PASI-I
		SM 2540G	SWJ	1	PASI-I
50267802005	**GP-35 SL (13.50-14.00)**	EPA 8260	TMW	12	PASI-I
		SM 2540G	SWJ	1	PASI-I
50267802006	**GP-35 SL (20.00-20.50)**	EPA 8260	TMW	12	PASI-I
		SM 2540G	SWJ	1	PASI-I
50267802007	**GP-35 SL (19.50-20.00)**	EPA 8260	TMW	12	PASI-I
		SM 2540G	SWJ	1	PASI-I
50267802008	**GP-35 SL (18.0-18.50)**	EPA 8260	TMW	12	PASI-I
		SM 2540G	SWJ	1	PASI-I
50267802009	**GP-37 SL (14.00-14.50)**	EPA 8260	TMW	12	PASI-I
		SM 2540G	SWJ	1	PASI-I
50267802010	**GP-37 SL (21.50-22.00)**	EPA 8260	TMW	12	PASI-I
		SM 2540G	SWJ	1	PASI-I
50267802011	**GP-37 SL (22.00-22.50)**	EPA 8260	TMW	12	PASI-I
		SM 2540G	SWJ	1	PASI-I
50267802012	**GP-37 SL (22.50-23.0)**	EPA 8260	TMW	12	PASI-I
		SM 2540G	SWJ	1	PASI-I
50267802013	**GP-38 SL (14.50-15.00)**	EPA 8260	TMW	12	PASI-I
		SM 2540G	SWJ	1	PASI-I
50267802014	**GP-38 SL (19.50-20.00)**	EPA 8260	TMW	12	PASI-I
		SM 2540G	SWJ	1	PASI-I
50267802015	**GP-38 SL (22.50-23.00)**	EPA 8260	TMW	12	PASI-I
		SM 2540G	SWJ	1	PASI-I
50267802016	**GP-38 SL (23.00-23.50)**	EPA 8260	TMW	12	PASI-I
		SM 2540G	SWJ	1	PASI-I
50267802017	**GP-39 SL (14.50-15.00)**	EPA 8260	TMW	12	PASI-I
		SM 2540G	SWJ	1	PASI-I
50267802018	**GP-39 SL (25.0-25.50)**	EPA 8260	TMW	12	PASI-I
		SM 2540G	SWJ	1	PASI-I
50267802019	**GP-39 SL (26.00-26.50)**	EPA 8260	TMW	12	PASI-I

This report shall not be reproduced, except in full,
without the written consent of Pace Analytical Services, LLC.

Pace Analytical Services, LLC
7726 Moller Road
Indianapolis, IN 46268
(317)228-3100

SAMPLE ANALYTE COUNT

Project: Amphenol IN AMP 18.02
Pace Project No.: 50267802

Lab ID	Sample ID	Method	Analysts	Analytes Reported	Laboratory
		SM 2540G	SWJ	1	PASI-I
50267802020	**GP-39 SL (25.50-26.00)**	EPA 8260	TMW	12	PASI-I
		SM 2540G	SWJ	1	PASI-I
50267802021	**GP-40 SL (14.25-14.75)**	EPA 8260	TMW	12	PASI-I
		SM 2540G	SWJ	1	PASI-I
50267802022	**GP-40 SL (20.50-21.00)**	EPA 8260	TMW	12	PASI-I
		SM 2540G	SWJ	1	PASI-I
50267802023	**GP-40 SL (21.00-21.50)**	EPA 8260	TMW	12	PASI-I
		SM 2540G	SWJ	1	PASI-I
50267802024	**GP-40 SL (19.50-20.00)**	EPA 8260	TMW	12	PASI-I
		SM 2540G	SWJ	1	PASI-I
50267802025	**GP-41 SL (13.75-14.25)**	EPA 8260	TMW	12	PASI-I
		SM 2540G	SWJ	1	PASI-I
50267802026	**GP-41 SL (16.00-16.50)**	EPA 8260	TMW	12	PASI-I
		SM 2540G	SWJ	1	PASI-I
50267802027	**GP-41 SL (19.00-19.50)**	EPA 8260	TMW	12	PASI-I
		SM 2540G	SWJ	1	PASI-I
50267802028	**GP-41 SL (19.50-20.00)**	EPA 8260	TMW	12	PASI-I
		SM 2540G	SWJ	1	PASI-I
50267802029	**GP-42 SL (13.50-14.00)**	EPA 8260	TMW	12	PASI-I
		SM 2540G	SWJ	1	PASI-I
50267802030	**GP-42 SL (18.25-18.75)**	EPA 8260	TMW	12	PASI-I
		SM 2540G	SWJ	1	PASI-I
50267802031	**GP-42 SL (17.75-18.25)**	EPA 8260	TMW	12	PASI-I
		SM 2540G	SWJ	1	PASI-I
50267802032	**GP-42 SL (15.0-15.50)**	EPA 8260	TMW	12	PASI-I
		SM 2540G	SWJ	1	PASI-I
50267802033	**GP-43 SL (14.50-15.00)**	EPA 8260	TMW	12	PASI-I
		SM 2540G	SWJ	1	PASI-I
50267802034	**GP-43 SL (14.00-14.50)**	EPA 8260	TMW	12	PASI-I
		SM 2540G	SWJ	1	PASI-I
50267802035	**GP-43 SL (13.00-13.50)**	EPA 8260	TMW	12	PASI-I
		SM 2540G	SWJ	1	PASI-I
50267802036	**GP-43 SL (13.50-14.00)**	EPA 8260	TMW	12	PASI-I
		SM 2540G	SWJ	1	PASI-I
50267802037	**GP-44 SL (13.75-14.25)**	EPA 8260	TMW	12	PASI-I
		SM 2540G	SWJ	1	PASI-I

This report shall not be reproduced, except in full,
without the written consent of Pace Analytical Services, LLC.

Pace Analytical Services, LLC
7726 Moller Road
Indianapolis, IN 46268
(317)228-3100

SAMPLE ANALYTE COUNT

Project: Amphenol IN AMP 18.02
Pace Project No.: 50267802

Lab ID	Sample ID	Method	Analysts	Analytes Reported	Laboratory
50267802038	**GP-44 SL (17.25-17.75)**	EPA 8260	TMW	12	PASI-I
		SM 2540G	SWJ	1	PASI-I
50267802039	**GP-44 SL (16.75-17.25)**	EPA 8260	TMW	12	PASI-I
		SM 2540G	SWJ	1	PASI-I
50267802040	**GP-44 SL (16.00-16.50)**	EPA 8260	TMW	12	PASI-I
		SM 2540G	SWJ	1	PASI-I
50267802041	**FD-4 SL**	EPA 8260	TMW	12	PASI-I
		SM 2540G	SWJ	1	PASI-I
50267802042	**FD-5 SL**	EPA 8260	TMW	12	PASI-I
		SM 2540G	SWJ	1	PASI-I
50267802043	**FD-6 SL**	EPA 8260	TMW	12	PASI-I
		SM 2540G	SWJ	1	PASI-I
50267802044	**EB-2 WT**	EPA 8260	TMW	12	PASI-I
50267802045	**TB-2 WT**	EPA 8260	TMW	12	PASI-I

PASI-I = Pace Analytical Services - Indianapolis

This report shall not be reproduced, except in full,
without the written consent of Pace Analytical Services, LLC.

Pace Analytical Services, LLC
7726 Moller Road
Indianapolis, IN 46268
(317)228-3100

SUMMARY OF DETECTION

Project: Amphenol IN AMP 18.02
Pace Project No.: 50267802

Lab Sample ID / Method	Client Sample ID / Parameters	Result	Units	Report Limit	Analyzed	Qualifiers
50267802001	**GP-36 SL (14.25-14.75)**					
EPA 8260	Tetrachloroethene	0.032	mg/kg	0.0044	09/21/20 20:16	
SM 2540G	Percent Moisture	7.4	%	0.10	09/22/20 11:36	N2
50267802002	**GP-36 SL (20.50-21.00)**					
EPA 8260	1,1,1-Trichloroethane	0.0011J	mg/kg	0.0050	09/22/20 04:28	
SM 2540G	Percent Moisture	14.4	%	0.10	09/22/20 11:36	N2
50267802003	**GP-36 SL (21.00-21.50)**					
EPA 8260	1,1,1-Trichloroethane	0.0016J	mg/kg	0.0055	09/22/20 04:52	
SM 2540G	Percent Moisture	18.4	%	0.10	09/22/20 11:37	N2
50267802004	**GP-36 SL (20.00-20.50)**					
EPA 8260	Tetrachloroethene	0.0018J	mg/kg	0.0057	09/22/20 19:45	
EPA 8260	1,1,1-Trichloroethane	0.0016J	mg/kg	0.0057	09/22/20 19:45	
SM 2540G	Percent Moisture	24.3	%	0.10	09/22/20 11:37	N2
50267802005	**GP-35 SL (13.50-14.00)**					
EPA 8260	Tetrachloroethene	0.048	mg/kg	0.0047	09/23/20 04:08	
EPA 8260	1,1,1-Trichloroethane	0.012	mg/kg	0.0047	09/23/20 04:08	
EPA 8260	Trichloroethene	0.0024J	mg/kg	0.0047	09/23/20 04:08	
SM 2540G	Percent Moisture	6.6	%	0.10	09/22/20 11:41	N2
50267802006	**GP-35 SL (20.00-20.50)**					
SM 2540G	Percent Moisture	8.2	%	0.10	09/22/20 11:41	N2
50267802007	**GP-35 SL (19.50-20.00)**					
EPA 8260	1,1,1-Trichloroethane	0.0052J	mg/kg	0.0052	09/22/20 15:26	
SM 2540G	Percent Moisture	17.9	%	0.10	09/22/20 11:41	N2
50267802008	**GP-35 SL (18.0-18.50)**					
EPA 8260	1,1,1-Trichloroethane	0.0011J	mg/kg	0.0051	09/22/20 16:00	
SM 2540G	Percent Moisture	14.6	%	0.10	09/22/20 11:41	N2
50267802009	**GP-37 SL (14.00-14.50)**					
EPA 8260	Tetrachloroethene	0.17	mg/kg	0.0044	09/22/20 16:35	
EPA 8260	1,1,1-Trichloroethane	0.0072	mg/kg	0.0044	09/22/20 16:35	
EPA 8260	Trichloroethene	0.016	mg/kg	0.0044	09/22/20 16:35	
SM 2540G	Percent Moisture	5.5	%	0.10	09/22/20 11:41	N2
50267802010	**GP-37 SL (21.50-22.00)**					
EPA 8260	Tetrachloroethene	16.6	mg/kg	2.7	09/24/20 12:56	
EPA 8260	1,1,1-Trichloroethane	0.0055	mg/kg	0.0048	09/22/20 17:09	
EPA 8260	Trichloroethene	0.0013J	mg/kg	0.0048	09/22/20 17:09	
SM 2540G	Percent Moisture	12.7	%	0.10	09/22/20 11:41	N2
50267802011	**GP-37 SL (22.00-22.50)**					
EPA 8260	Tetrachloroethene	3.7	mg/kg	0.24	09/24/20 00:32	
EPA 8260	1,1,1-Trichloroethane	0.0039J	mg/kg	0.0047	09/22/20 17:44	
EPA 8260	Trichloroethene	0.031	mg/kg	0.0047	09/22/20 17:44	
SM 2540G	Percent Moisture	13.4	%	0.10	09/22/20 11:41	N2

This report shall not be reproduced, except in full,
without the written consent of Pace Analytical Services, LLC.

Pace Analytical Services, LLC
7726 Moller Road
Indianapolis, IN 46268
(317)228-3100

SUMMARY OF DETECTION

Project: Amphenol IN AMP 18.02
Pace Project No.: 50267802

Lab Sample ID Method	Client Sample ID Parameters	Result	Units	Report Limit	Analyzed	Qualifiers
50267802012	**GP-37 SL (22.50-23.0)**					
EPA 8260	1,1-Dichloroethane	0.012	mg/kg	0.0039	09/22/20 18:18	
EPA 8260	cis-1,2-Dichloroethene	0.0021J	mg/kg	0.0039	09/22/20 18:18	
EPA 8260	Methylene Chloride	0.0023J	mg/kg	0.016	09/22/20 18:18	
EPA 8260	Tetrachloroethene	2.4	mg/kg	0.47	09/24/20 04:18	
EPA 8260	1,1,1-Trichloroethane	0.0095	mg/kg	0.0039	09/22/20 18:18	
EPA 8260	Trichloroethene	12.8	mg/kg	0.47	09/24/20 04:18	
SM 2540G	Percent Moisture	9.9	%	0.10	09/22/20 11:41	N2
50267802013	**GP-38 SL (14.50-15.00)**					
EPA 8260	cis-1,2-Dichloroethene	0.00039J	mg/kg	0.0048	09/22/20 20:04	
EPA 8260	Tetrachloroethene	2.0	mg/kg	0.28	09/23/20 16:11	
EPA 8260	1,1,1-Trichloroethane	0.0045J	mg/kg	0.0048	09/22/20 20:04	
EPA 8260	Trichloroethene	0.015	mg/kg	0.0048	09/22/20 20:04	
SM 2540G	Percent Moisture	13.9	%	0.10	09/22/20 11:41	N2
50267802014	**GP-38 SL (19.50-20.00)**					
EPA 8260	Tetrachloroethene	10.2	mg/kg	0.26	09/23/20 16:46	
EPA 8260	1,1,1-Trichloroethane	0.0043J	mg/kg	0.0051	09/22/20 20:28	
EPA 8260	Trichloroethene	0.0023J	mg/kg	0.0051	09/22/20 20:28	
SM 2540G	Percent Moisture	13.2	%	0.10	09/22/20 11:41	N2
50267802015	**GP-38 SL (22.50-23.00)**					
EPA 8260	Tetrachloroethene	42.2	mg/kg	2.5	09/24/20 11:47	
EPA 8260	1,1,1-Trichloroethane	0.011	mg/kg	0.0049	09/22/20 20:53	
EPA 8260	Trichloroethene	0.0085	mg/kg	0.0049	09/22/20 20:53	
SM 2540G	Percent Moisture	13.0	%	0.10	09/22/20 11:41	N2
50267802016	**GP-38 SL (23.00-23.50)**					
EPA 8260	Methylene Chloride	16.0J	mg/kg	97.5	09/21/20 20:33	
EPA 8260	Tetrachloroethene	2460	mg/kg	24.4	09/21/20 20:33	E
EPA 8260	Trichloroethene	25.8	mg/kg	24.4	09/21/20 20:33	
SM 2540G	Percent Moisture	7.4	%	0.10	09/22/20 11:41	N2
50267802017	**GP-39 SL (14.50-15.00)**					
EPA 8260	Tetrachloroethene	1.6	mg/kg	0.22	09/23/20 19:21	
EPA 8260	1,1,1-Trichloroethane	0.0047J	mg/kg	0.0054	09/22/20 21:17	
EPA 8260	Trichloroethene	0.019	mg/kg	0.0054	09/22/20 21:17	
SM 2540G	Percent Moisture	9.9	%	0.10	09/22/20 11:41	N2
50267802018	**GP-39 SL (25.0-25.50)**					
EPA 8260	Tetrachloroethene	0.031	mg/kg	0.0053	09/23/20 04:43	
EPA 8260	1,1,1-Trichloroethane	0.0082	mg/kg	0.0053	09/23/20 04:43	
EPA 8260	Trichloroethene	0.0042J	mg/kg	0.0053	09/23/20 04:43	
SM 2540G	Percent Moisture	14.1	%	0.10	09/22/20 11:41	N2
50267802019	**GP-39 SL (26.00-26.50)**					
EPA 8260	1,1-Dichloroethane	0.013	mg/kg	0.0042	09/23/20 05:17	
EPA 8260	cis-1,2-Dichloroethene	0.0012J	mg/kg	0.0042	09/23/20 05:17	
EPA 8260	Tetrachloroethene	0.0054	mg/kg	0.0042	09/23/20 05:17	
EPA 8260	1,1,1-Trichloroethane	0.0023J	mg/kg	0.0042	09/23/20 05:17	

This report shall not be reproduced, except in full,
without the written consent of Pace Analytical Services, LLC.

Pace Analytical Services, LLC
7726 Moller Road
Indianapolis, IN 46268
(317)228-3100

SUMMARY OF DETECTION

Project: Amphenol IN AMP 18.02
Pace Project No.: 50267802

Lab Sample ID Method	Client Sample ID Parameters	Result	Units	Report Limit	Analyzed	Qualifiers
50267802019	**GP-39 SL (26.00-26.50)**					
EPA 8260	Trichloroethene	15.0	mg/kg	2.1	09/24/20 11:13	
SM 2540G	Percent Moisture	7.8	%	0.10	09/22/20 11:42	N2
50267802020	**GP-39 SL (25.50-26.00)**					
EPA 8260	Tetrachloroethene	5.8	mg/kg	0.25	09/24/20 04:52	
EPA 8260	1,1,1-Trichloroethane	0.014	mg/kg	0.0050	09/22/20 18:53	
EPA 8260	Trichloroethene	0.13	mg/kg	0.0050	09/22/20 18:53	
SM 2540G	Percent Moisture	13.1	%	0.10	09/22/20 11:42	N2
50267802021	**GP-40 SL (14.25-14.75)**					
EPA 8260	Tetrachloroethene	0.013	mg/kg	0.0055	09/22/20 19:28	
SM 2540G	Percent Moisture	5.4	%	0.10	09/22/20 11:42	N2
50267802022	**GP-40 SL (20.50-21.00)**					
EPA 8260	1,1-Dichloroethane	0.0051	mg/kg	0.0047	09/22/20 05:16	
EPA 8260	1,1,1-Trichloroethane	0.055	mg/kg	0.0047	09/22/20 05:16	
EPA 8260	Trichloroethene	0.0057	mg/kg	0.0047	09/22/20 05:16	
SM 2540G	Percent Moisture	7.8	%	0.10	09/22/20 11:42	N2
50267802023	**GP-40 SL (21.00-21.50)**					
EPA 8260	1,1-Dichloroethane	0.97	mg/kg	0.19	09/22/20 23:47	
EPA 8260	1,1,1-Trichloroethane	0.0022J	mg/kg	0.0061	09/22/20 05:41	
SM 2540G	Percent Moisture	7.9	%	0.10	09/22/20 11:42	N2
50267802024	**GP-40 SL (19.50-20.00)**					
EPA 8260	1,1-Dichloroethane	0.0025J	mg/kg	0.0052	09/22/20 06:05	
EPA 8260	1,1,1-Trichloroethane	0.027	mg/kg	0.0052	09/22/20 06:05	
EPA 8260	Trichloroethene	0.012	mg/kg	0.0052	09/22/20 06:05	
SM 2540G	Percent Moisture	13.9	%	0.10	09/22/20 11:42	N2
50267802025	**GP-41 SL (13.75-14.25)**					
EPA 8260	Tetrachloroethene	0.0086	mg/kg	0.0048	09/22/20 06:29	
EPA 8260	1,1,1-Trichloroethane	0.0028J	mg/kg	0.0048	09/22/20 06:29	
EPA 8260	Trichloroethene	0.0013J	mg/kg	0.0048	09/22/20 06:29	
SM 2540G	Percent Moisture	4.4	%	0.10	09/22/20 11:45	N2
50267802026	**GP-41 SL (16.00-16.50)**					
EPA 8260	1,1-Dichloroethane	0.0020J	mg/kg	0.0051	09/22/20 20:20	
EPA 8260	Tetrachloroethene	0.030	mg/kg	0.0051	09/22/20 20:20	
EPA 8260	1,1,1-Trichloroethane	0.023	mg/kg	0.0051	09/22/20 20:20	
EPA 8260	Trichloroethene	0.010	mg/kg	0.0051	09/22/20 20:20	
SM 2540G	Percent Moisture	14.4	%	0.10	09/22/20 11:45	N2
50267802027	**GP-41 SL (19.00-19.50)**					
EPA 8260	1,1-Dichloroethane	0.0046J	mg/kg	0.0047	09/22/20 20:54	
EPA 8260	Tetrachloroethene	0.010	mg/kg	0.0047	09/22/20 20:54	
EPA 8260	1,1,1-Trichloroethane	0.019	mg/kg	0.0047	09/22/20 20:54	
EPA 8260	Trichloroethene	0.0015J	mg/kg	0.0047	09/22/20 20:54	
SM 2540G	Percent Moisture	12.0	%	0.10	09/22/20 11:45	N2

This report shall not be reproduced, except in full,
without the written consent of Pace Analytical Services, LLC.

Pace Analytical Services, LLC
7726 Moller Road
Indianapolis, IN 46268
(317)228-3100

SUMMARY OF DETECTION

Project: Amphenol IN AMP 18.02
Pace Project No.: 50267802

Lab Sample ID Method	Client Sample ID Parameters	Result	Units	Report Limit	Analyzed	Qualifiers
50267802028	**GP-41 SL (19.50-20.00)**					
EPA 8260	1,1-Dichloroethane	0.96	mg/kg	0.18	09/23/20 17:20	
EPA 8260	Methylene Chloride	0.0017J	mg/kg	0.015	09/22/20 21:29	
EPA 8260	1,1,1-Trichloroethane	0.0080	mg/kg	0.0039	09/22/20 21:29	
SM 2540G	Percent Moisture	7.4	%	0.10	09/22/20 11:45	N2
50267802029	**GP-42 SL (13.50-14.00)**					
EPA 8260	1,1-Dichloroethane	0.00040J	mg/kg	0.0047	09/22/20 06:54	
EPA 8260	Tetrachloroethene	0.024	mg/kg	0.0047	09/22/20 06:54	
EPA 8260	1,1,1-Trichloroethane	0.0054	mg/kg	0.0047	09/22/20 06:54	
EPA 8260	Trichloroethene	0.0077	mg/kg	0.0047	09/22/20 06:54	
SM 2540G	Percent Moisture	8.9	%	0.10	09/22/20 11:45	N2
50267802030	**GP-42 SL (18.25-18.75)**					
EPA 8260	1,1-Dichloroethane	1.5	mg/kg	0.21	09/23/20 17:55	
EPA 8260	cis-1,2-Dichloroethene	0.00055J	mg/kg	0.0042	09/22/20 22:03	
EPA 8260	Methylene Chloride	0.0018J	mg/kg	0.017	09/22/20 22:03	
EPA 8260	1,1,1-Trichloroethane	1.8	mg/kg	0.21	09/23/20 17:55	
EPA 8260	Trichloroethene	0.049	mg/kg	0.0042	09/22/20 22:03	
SM 2540G	Percent Moisture	9.7	%	0.10	09/22/20 11:45	N2
50267802031	**GP-42 SL (17.75-18.25)**					
EPA 8260	1,1-Dichloroethane	0.0072	mg/kg	0.0050	09/22/20 08:07	
EPA 8260	Tetrachloroethene	0.0020J	mg/kg	0.0050	09/22/20 08:07	
EPA 8260	1,1,1-Trichloroethane	0.076	mg/kg	0.0050	09/22/20 08:07	
EPA 8260	Trichloroethene	0.066	mg/kg	0.0050	09/22/20 08:07	
SM 2540G	Percent Moisture	7.7	%	0.10	09/22/20 11:45	N2
50267802032	**GP-42 SL (15.0-15.50)**					
EPA 8260	1,1-Dichloroethane	0.0016J	mg/kg	0.0051	09/22/20 08:31	
EPA 8260	Tetrachloroethene	0.019	mg/kg	0.0051	09/22/20 08:31	
EPA 8260	1,1,1-Trichloroethane	0.030	mg/kg	0.0051	09/22/20 08:31	
EPA 8260	Trichloroethene	0.073	mg/kg	0.0051	09/22/20 08:31	
SM 2540G	Percent Moisture	7.1	%	0.10	09/22/20 11:45	N2
50267802033	**GP-43 SL (14.50-15.00)**					
EPA 8260	1,1-Dichloroethane	1.1	mg/kg	0.24	09/24/20 05:27	
EPA 8260	cis-1,2-Dichloroethene	0.0026J	mg/kg	0.0053	09/22/20 20:02	
EPA 8260	Methylene Chloride	0.0044J	mg/kg	0.021	09/22/20 20:02	
EPA 8260	Tetrachloroethene	0.0013J	mg/kg	0.0053	09/22/20 20:02	
EPA 8260	1,1,1-Trichloroethane	1.6	mg/kg	0.24	09/24/20 05:27	
EPA 8260	Trichloroethene	0.30	mg/kg	0.0053	09/22/20 20:02	
SM 2540G	Percent Moisture	4.9	%	0.10	09/22/20 11:45	N2
50267802034	**GP-43 SL (14.00-14.50)**					
EPA 8260	Tetrachloroethene	0.045	mg/kg	0.0046	09/22/20 20:37	
EPA 8260	1,1,1-Trichloroethane	0.037	mg/kg	0.0046	09/22/20 20:37	
EPA 8260	Trichloroethene	0.11	mg/kg	0.0046	09/22/20 20:37	
SM 2540G	Percent Moisture	7.3	%	0.10	09/22/20 11:45	N2

This report shall not be reproduced, except in full,
without the written consent of Pace Analytical Services, LLC.

Pace Analytical Services, LLC
7726 Moller Road
Indianapolis, IN 46268
(317)228-3100

SUMMARY OF DETECTION

Project: Amphenol IN AMP 18.02
Pace Project No.: 50267802

Lab Sample ID / Method	Client Sample ID / Parameters	Result	Units	Report Limit	Analyzed	Qualifiers
50267802035	**GP-43 SL (13.00-13.50)**					
EPA 8260	Methylene Chloride	0.0054J	mg/kg	0.021	09/22/20 21:12	
EPA 8260	Tetrachloroethene	0.011	mg/kg	0.0053	09/22/20 21:12	
EPA 8260	1,1,1-Trichloroethane	0.0063	mg/kg	0.0053	09/22/20 21:12	
EPA 8260	Trichloroethene	0.019	mg/kg	0.0053	09/22/20 21:12	
SM 2540G	Percent Moisture	5.0	%	0.10	09/22/20 11:45	N2
50267802036	**GP-43 SL (13.50-14.00)**					
EPA 8260	Methylene Chloride	0.0037J	mg/kg	0.020	09/22/20 21:46	
EPA 8260	Tetrachloroethene	0.020	mg/kg	0.0050	09/22/20 21:46	
EPA 8260	1,1,1-Trichloroethane	0.011	mg/kg	0.0050	09/22/20 21:46	
EPA 8260	Trichloroethene	0.035	mg/kg	0.0050	09/22/20 21:46	
SM 2540G	Percent Moisture	3.7	%	0.10	09/22/20 11:46	N2
50267802037	**GP-44 SL (13.75-14.25)**					
EPA 8260	Methylene Chloride	0.0029J	mg/kg	0.018	09/22/20 22:21	
SM 2540G	Percent Moisture	11.9	%	0.10	09/22/20 11:46	N2
50267802038	**GP-44 SL (17.25-17.75)**					
SM 2540G	Percent Moisture	6.7	%	0.10	09/22/20 11:46	N2
50267802039	**GP-44 SL (16.75-17.25)**					
SM 2540G	Percent Moisture	8.1	%	0.10	09/22/20 11:46	N2
50267802040	**GP-44 SL (16.00-16.50)**					
EPA 8260	1,1,1-Trichloroethane	0.0010J	mg/kg	0.0050	09/23/20 00:05	
SM 2540G	Percent Moisture	14.1	%	0.10	09/22/20 11:46	N2
50267802041	**FD-4 SL**					
EPA 8260	1,1-Dichloroethane	0.0097	mg/kg	0.0040	09/23/20 05:52	
EPA 8260	cis-1,2-Dichloroethene	0.0021J	mg/kg	0.0040	09/23/20 05:52	
EPA 8260	Tetrachloroethene	0.10	mg/kg	0.0040	09/23/20 05:52	
EPA 8260	1,1,1-Trichloroethane	0.00072J	mg/kg	0.0040	09/23/20 05:52	
EPA 8260	Trichloroethene	8.3	mg/kg	0.38	09/24/20 06:36	
SM 2540G	Percent Moisture	8.0	%	0.10	09/22/20 11:46	N2
50267802042	**FD-5 SL**					
EPA 8260	Methylene Chloride	0.0012J	mg/kg	0.020	09/22/20 22:38	
EPA 8260	Tetrachloroethene	0.012	mg/kg	0.0050	09/22/20 22:38	
SM 2540G	Percent Moisture	7.2	%	0.10	09/22/20 11:46	N2
50267802043	**FD-6 SL**					
EPA 8260	Tetrachloroethene	0.058	mg/kg	0.0047	09/22/20 23:13	
EPA 8260	1,1,1-Trichloroethane	0.026	mg/kg	0.0047	09/22/20 23:13	
EPA 8260	Trichloroethene	0.058	mg/kg	0.0047	09/22/20 23:13	
SM 2540G	Percent Moisture	9.8	%	0.10	09/22/20 11:46	N2

This report shall not be reproduced, except in full,
without the written consent of Pace Analytical Services, LLC.

Pace Analytical Services, LLC
7726 Moller Road
Indianapolis, IN 46268
(317)228-3100

ANALYTICAL RESULTS

Project: Amphenol IN AMP 18.02
Pace Project No.: 50267802

Sample: GP-36 SL (14.25-14.75) **Lab ID: 50267802001** Collected: 09/17/20 11:53 Received: 09/18/20 15:38 Matrix: Solid

Results reported on a "dry weight" basis and are adjusted for percent moisture, sample size and any dilutions.

Parameters	Results	Units	Report Limit	MDL	DF	Prepared	Analyzed	CAS No.	Qual
8260 MSV 5035A VOA	Analytical Method: EPA 8260								
	Pace Analytical Services - Indianapolis								
1,1-Dichloroethane	ND	mg/kg	0.0044	0.00071	1		09/21/20 20:16	75-34-3	
1,2-Dichloroethane	ND	mg/kg	0.0044	0.00048	1		09/21/20 20:16	107-06-2	
cis-1,2-Dichloroethene	ND	mg/kg	0.0044	0.00055	1		09/21/20 20:16	156-59-2	
trans-1,2-Dichloroethene	ND	mg/kg	0.0044	0.00079	1		09/21/20 20:16	156-60-5	
Methylene Chloride	ND	mg/kg	0.018	0.00088	1		09/21/20 20:16	75-09-2	
Tetrachloroethene	**0.032**	mg/kg	0.0044	0.00076	1		09/21/20 20:16	127-18-4	
1,1,1-Trichloroethane	ND	mg/kg	0.0044	0.00052	1		09/21/20 20:16	71-55-6	
Trichloroethene	ND	mg/kg	0.0044	0.00065	1		09/21/20 20:16	79-01-6	
Vinyl chloride	ND	mg/kg	0.0044	0.00039	1		09/21/20 20:16	75-01-4	
Surrogates									
Dibromofluoromethane (S)	100	%.	73-133		1		09/21/20 20:16	1868-53-7	
Toluene-d8 (S)	98	%.	73-130		1		09/21/20 20:16	2037-26-5	
4-Bromofluorobenzene (S)	86	%.	55-129		1		09/21/20 20:16	460-00-4	
Percent Moisture	Analytical Method: SM 2540G								
	Pace Analytical Services - Indianapolis								
Percent Moisture	**7.4**	%	0.10	0.10	1		09/22/20 11:36		N2

This report shall not be reproduced, except in full,
without the written consent of Pace Analytical Services, LLC.

Pace Analytical Services, LLC
7726 Moller Road
Indianapolis, IN 46268
(317)228-3100

ANALYTICAL RESULTS

Project: Amphenol IN AMP 18.02
Pace Project No.: 50267802

Sample: GP-36 SL (20.50-21.00) **Lab ID: 50267802002** Collected: 09/17/20 12:01 Received: 09/18/20 15:38 Matrix: Solid

Results reported on a "dry weight" basis and are adjusted for percent moisture, sample size and any dilutions.

Parameters	Results	Units	Report Limit	MDL	DF	Prepared	Analyzed	CAS No.	Qual
8260 MSV 5035A VOA	Analytical Method: EPA 8260								
	Pace Analytical Services - Indianapolis								
1,1-Dichloroethane	ND	mg/kg	0.0050	0.00037	1		09/22/20 04:28	75-34-3	
1,2-Dichloroethane	ND	mg/kg	0.0050	0.00040	1		09/22/20 04:28	107-06-2	
cis-1,2-Dichloroethene	ND	mg/kg	0.0050	0.00031	1		09/22/20 04:28	156-59-2	
trans-1,2-Dichloroethene	ND	mg/kg	0.0050	0.00023	1		09/22/20 04:28	156-60-5	
Methylene Chloride	ND	mg/kg	0.020	0.0024	1		09/22/20 04:28	75-09-2	
Tetrachloroethene	ND	mg/kg	0.0050	0.00030	1		09/22/20 04:28	127-18-4	
1,1,1-Trichloroethane	**0.0011J**	mg/kg	0.0050	0.00022	1		09/22/20 04:28	71-55-6	
Trichloroethene	ND	mg/kg	0.0050	0.00020	1		09/22/20 04:28	79-01-6	
Vinyl chloride	ND	mg/kg	0.0050	0.00018	1		09/22/20 04:28	75-01-4	
Surrogates									
Dibromofluoromethane (S)	102	%.	73-133		1		09/22/20 04:28	1868-53-7	
Toluene-d8 (S)	101	%.	73-130		1		09/22/20 04:28	2037-26-5	
4-Bromofluorobenzene (S)	95	%.	55-129		1		09/22/20 04:28	460-00-4	
Percent Moisture	Analytical Method: SM 2540G								
	Pace Analytical Services - Indianapolis								
Percent Moisture	**14.4**	%	0.10	0.10	1		09/22/20 11:36		N2

This report shall not be reproduced, except in full,
without the written consent of Pace Analytical Services, LLC.

Pace Analytical Services, LLC
7726 Moller Road
Indianapolis, IN 46268
(317)228-3100

ANALYTICAL RESULTS

Project: Amphenol IN AMP 18.02
Pace Project No.: 50267802

Sample: GP-36 SL (21.00-21.50) **Lab ID: 50267802003** Collected: 09/17/20 12:03 Received: 09/18/20 15:38 Matrix: Solid

Results reported on a "dry weight" basis and are adjusted for percent moisture, sample size and any dilutions.

Parameters	Results	Units	Report Limit	MDL	DF	Prepared	Analyzed	CAS No.	Qual
8260 MSV 5035A VOA	Analytical Method: EPA 8260								
	Pace Analytical Services - Indianapolis								
1,1-Dichloroethane	ND	mg/kg	0.0055	0.00041	1		09/22/20 04:52	75-34-3	
1,2-Dichloroethane	ND	mg/kg	0.0055	0.00044	1		09/22/20 04:52	107-06-2	
cis-1,2-Dichloroethene	ND	mg/kg	0.0055	0.00034	1		09/22/20 04:52	156-59-2	
trans-1,2-Dichloroethene	ND	mg/kg	0.0055	0.00025	1		09/22/20 04:52	156-60-5	
Methylene Chloride	ND	mg/kg	0.022	0.0027	1		09/22/20 04:52	75-09-2	
Tetrachloroethene	ND	mg/kg	0.0055	0.00033	1		09/22/20 04:52	127-18-4	
1,1,1-Trichloroethane	**0.0016J**	mg/kg	0.0055	0.00024	1		09/22/20 04:52	71-55-6	
Trichloroethene	ND	mg/kg	0.0055	0.00022	1		09/22/20 04:52	79-01-6	
Vinyl chloride	ND	mg/kg	0.0055	0.00020	1		09/22/20 04:52	75-01-4	
Surrogates									
Dibromofluoromethane (S)	95	%.	73-133		1		09/22/20 04:52	1868-53-7	
Toluene-d8 (S)	101	%.	73-130		1		09/22/20 04:52	2037-26-5	
4-Bromofluorobenzene (S)	97	%.	55-129		1		09/22/20 04:52	460-00-4	
Percent Moisture	Analytical Method: SM 2540G								
	Pace Analytical Services - Indianapolis								
Percent Moisture	**18.4**	%	0.10	0.10	1		09/22/20 11:37		N2

This report shall not be reproduced, except in full,
without the written consent of Pace Analytical Services, LLC.

Pace Analytical Services, LLC
7726 Moller Road
Indianapolis, IN 46268
(317)228-3100

ANALYTICAL RESULTS

Project: Amphenol IN AMP 18.02
Pace Project No.: 50267802

Sample: GP-36 SL (20.00-20.50) **Lab ID: 50267802004** Collected: 09/17/20 12:06 Received: 09/18/20 15:38 Matrix: Solid

Results reported on a "dry weight" basis and are adjusted for percent moisture, sample size and any dilutions.

Parameters	Results	Units	Report Limit	MDL	DF	Prepared	Analyzed	CAS No.	Qual
8260 MSV 5035A VOA	Analytical Method: EPA 8260								
	Pace Analytical Services - Indianapolis								
1,1-Dichloroethane	ND	mg/kg	0.0057	0.00091	1		09/22/20 19:45	75-34-3	
1,2-Dichloroethane	ND	mg/kg	0.0057	0.00061	1		09/22/20 19:45	107-06-2	
cis-1,2-Dichloroethene	ND	mg/kg	0.0057	0.00070	1		09/22/20 19:45	156-59-2	
trans-1,2-Dichloroethene	ND	mg/kg	0.0057	0.0010	1		09/22/20 19:45	156-60-5	
Methylene Chloride	ND	mg/kg	0.023	0.0011	1		09/22/20 19:45	75-09-2	
Tetrachloroethene	**0.0018J**	mg/kg	0.0057	0.00097	1		09/22/20 19:45	127-18-4	
1,1,1-Trichloroethane	**0.0016J**	mg/kg	0.0057	0.00067	1		09/22/20 19:45	71-55-6	
Trichloroethene	ND	mg/kg	0.0057	0.00084	1		09/22/20 19:45	79-01-6	
Vinyl chloride	ND	mg/kg	0.0057	0.00050	1		09/22/20 19:45	75-01-4	
Surrogates									
Dibromofluoromethane (S)	104	%.	73-133		1		09/22/20 19:45	1868-53-7	
Toluene-d8 (S)	97	%.	73-130		1		09/22/20 19:45	2037-26-5	
4-Bromofluorobenzene (S)	86	%.	55-129		1		09/22/20 19:45	460-00-4	
Percent Moisture	Analytical Method: SM 2540G								
	Pace Analytical Services - Indianapolis								
Percent Moisture	**24.3**	%	0.10	0.10	1		09/22/20 11:37		N2

This report shall not be reproduced, except in full,
without the written consent of Pace Analytical Services, LLC.

Pace Analytical Services, LLC
7726 Moller Road
Indianapolis, IN 46268
(317)228-3100

ANALYTICAL RESULTS

Project: Amphenol IN AMP 18.02
Pace Project No.: 50267802

Sample: GP-35 SL (13.50-14.00) **Lab ID: 50267802005** Collected: 09/17/20 12:24 Received: 09/18/20 15:38 Matrix: Solid

Results reported on a "dry weight" basis and are adjusted for percent moisture, sample size and any dilutions.

Parameters	Results	Units	Report Limit	MDL	DF	Prepared	Analyzed	CAS No.	Qual
8260 MSV 5035A VOA	Analytical Method: EPA 8260								
	Pace Analytical Services - Indianapolis								
1,1-Dichloroethane	ND	mg/kg	0.0047	0.00060	1		09/23/20 04:08	75-34-3	
1,2-Dichloroethane	ND	mg/kg	0.0047	0.00071	1		09/23/20 04:08	107-06-2	
cis-1,2-Dichloroethene	ND	mg/kg	0.0047	0.00096	1		09/23/20 04:08	156-59-2	
trans-1,2-Dichloroethene	ND	mg/kg	0.0047	0.00078	1		09/23/20 04:08	156-60-5	
Methylene Chloride	ND	mg/kg	0.019	0.0022	1		09/23/20 04:08	75-09-2	
Tetrachloroethene	**0.048**	mg/kg	0.0047	0.00056	1		09/23/20 04:08	127-18-4	
1,1,1-Trichloroethane	**0.012**	mg/kg	0.0047	0.00056	1		09/23/20 04:08	71-55-6	
Trichloroethene	**0.0024J**	mg/kg	0.0047	0.00091	1		09/23/20 04:08	79-01-6	
Vinyl chloride	ND	mg/kg	0.0047	0.00027	1		09/23/20 04:08	75-01-4	
Surrogates									
Dibromofluoromethane (S)	101	%.	73-133		1		09/23/20 04:08	1868-53-7	
Toluene-d8 (S)	98	%.	73-130		1		09/23/20 04:08	2037-26-5	
4-Bromofluorobenzene (S)	81	%.	55-129		1		09/23/20 04:08	460-00-4	
Percent Moisture	Analytical Method: SM 2540G								
	Pace Analytical Services - Indianapolis								
Percent Moisture	**6.6**	%	0.10	0.10	1		09/22/20 11:41		N2

This report shall not be reproduced, except in full,
without the written consent of Pace Analytical Services, LLC.

Pace Analytical Services, LLC
7726 Moller Road
Indianapolis, IN 46268
(317)228-3100

ANALYTICAL RESULTS

Project: Amphenol IN AMP 18.02
Pace Project No.: 50267802

Sample: GP-35 SL (20.00-20.50) **Lab ID: 50267802006** Collected: 09/17/20 12:31 Received: 09/18/20 15:38 Matrix: Solid

Results reported on a "dry weight" basis and are adjusted for percent moisture, sample size and any dilutions.

Parameters	Results	Units	Report Limit	MDL	DF	Prepared	Analyzed	CAS No.	Qual
8260 MSV 5035A VOA	Analytical Method: EPA 8260								
	Pace Analytical Services - Indianapolis								
1,1-Dichloroethane	ND	mg/kg	0.0036	0.00046	1		09/22/20 14:51	75-34-3	
1,2-Dichloroethane	ND	mg/kg	0.0036	0.00055	1		09/22/20 14:51	107-06-2	
cis-1,2-Dichloroethene	ND	mg/kg	0.0036	0.00073	1		09/22/20 14:51	156-59-2	
trans-1,2-Dichloroethene	ND	mg/kg	0.0036	0.00060	1		09/22/20 14:51	156-60-5	
Methylene Chloride	ND	mg/kg	0.014	0.0017	1		09/22/20 14:51	75-09-2	
Tetrachloroethene	ND	mg/kg	0.0036	0.00043	1		09/22/20 14:51	127-18-4	
1,1,1-Trichloroethane	ND	mg/kg	0.0036	0.00043	1		09/22/20 14:51	71-55-6	
Trichloroethene	ND	mg/kg	0.0036	0.00069	1		09/22/20 14:51	79-01-6	
Vinyl chloride	ND	mg/kg	0.0036	0.00021	1		09/22/20 14:51	75-01-4	
Surrogates									
Dibromofluoromethane (S)	109	%.	73-133		1		09/22/20 14:51	1868-53-7	
Toluene-d8 (S)	120	%.	73-130		1		09/22/20 14:51	2037-26-5	
4-Bromofluorobenzene (S)	67	%.	55-129		1		09/22/20 14:51	460-00-4	
Percent Moisture	Analytical Method: SM 2540G								
	Pace Analytical Services - Indianapolis								
Percent Moisture	**8.2**	%	0.10	0.10	1		09/22/20 11:41		N2

This report shall not be reproduced, except in full,
without the written consent of Pace Analytical Services, LLC.

Pace Analytical Services, LLC
7726 Moller Road
Indianapolis, IN 46268
(317)228-3100

ANALYTICAL RESULTS

Project: Amphenol IN AMP 18.02
Pace Project No.: 50267802

Sample: GP-35 SL (19.50-20.00) **Lab ID: 50267802007** Collected: 09/17/20 12:34 Received: 09/18/20 15:38 Matrix: Solid

Results reported on a "dry weight" basis and are adjusted for percent moisture, sample size and any dilutions.

Parameters	Results	Units	Report Limit	MDL	DF	Prepared	Analyzed	CAS No.	Qual
8260 MSV 5035A VOA	Analytical Method: EPA 8260								
	Pace Analytical Services - Indianapolis								
1,1-Dichloroethane	ND	mg/kg	0.0052	0.00065	1		09/22/20 15:26	75-34-3	
1,2-Dichloroethane	ND	mg/kg	0.0052	0.00078	1		09/22/20 15:26	107-06-2	
cis-1,2-Dichloroethene	ND	mg/kg	0.0052	0.0010	1		09/22/20 15:26	156-59-2	
trans-1,2-Dichloroethene	ND	mg/kg	0.0052	0.00085	1		09/22/20 15:26	156-60-5	
Methylene Chloride	ND	mg/kg	0.021	0.0024	1		09/22/20 15:26	75-09-2	
Tetrachloroethene	ND	mg/kg	0.0052	0.00061	1		09/22/20 15:26	127-18-4	
1,1,1-Trichloroethane	**0.0052J**	mg/kg	0.0052	0.00061	1		09/22/20 15:26	71-55-6	
Trichloroethene	ND	mg/kg	0.0052	0.00099	1		09/22/20 15:26	79-01-6	
Vinyl chloride	ND	mg/kg	0.0052	0.00030	1		09/22/20 15:26	75-01-4	
Surrogates									
Dibromofluoromethane (S)	101	%.	73-133		1		09/22/20 15:26	1868-53-7	
Toluene-d8 (S)	102	%.	73-130		1		09/22/20 15:26	2037-26-5	
4-Bromofluorobenzene (S)	75	%.	55-129		1		09/22/20 15:26	460-00-4	
Percent Moisture	Analytical Method: SM 2540G								
	Pace Analytical Services - Indianapolis								
Percent Moisture	**17.9**	%	0.10	0.10	1		09/22/20 11:41		N2

This report shall not be reproduced, except in full,
without the written consent of Pace Analytical Services, LLC.

Pace Analytical Services, LLC
7726 Moller Road
Indianapolis, IN 46268
(317)228-3100

ANALYTICAL RESULTS

Project: Amphenol IN AMP 18.02
Pace Project No.: 50267802

Sample: GP-35 SL (18.0-18.50) **Lab ID: 50267802008** Collected: 09/17/20 12:38 Received: 09/18/20 15:38 Matrix: Solid

Results reported on a "dry weight" basis and are adjusted for percent moisture, sample size and any dilutions.

Parameters	Results	Units	Report Limit	MDL	DF	Prepared	Analyzed	CAS No.	Qual
8260 MSV 5035A VOA	Analytical Method: EPA 8260								
	Pace Analytical Services - Indianapolis								
1,1-Dichloroethane	ND	mg/kg	0.0051	0.00065	1		09/22/20 16:00	75-34-3	
1,2-Dichloroethane	ND	mg/kg	0.0051	0.00077	1		09/22/20 16:00	107-06-2	
cis-1,2-Dichloroethene	ND	mg/kg	0.0051	0.0010	1		09/22/20 16:00	156-59-2	
trans-1,2-Dichloroethene	ND	mg/kg	0.0051	0.00085	1		09/22/20 16:00	156-60-5	
Methylene Chloride	ND	mg/kg	0.021	0.0024	1		09/22/20 16:00	75-09-2	
Tetrachloroethene	ND	mg/kg	0.0051	0.00061	1		09/22/20 16:00	127-18-4	
1,1,1-Trichloroethane	**0.0011J**	mg/kg	0.0051	0.00061	1		09/22/20 16:00	71-55-6	
Trichloroethene	ND	mg/kg	0.0051	0.00099	1		09/22/20 16:00	79-01-6	
Vinyl chloride	ND	mg/kg	0.0051	0.00029	1		09/22/20 16:00	75-01-4	
Surrogates									
Dibromofluoromethane (S)	98	%.	73-133		1		09/22/20 16:00	1868-53-7	
Toluene-d8 (S)	97	%.	73-130		1		09/22/20 16:00	2037-26-5	
4-Bromofluorobenzene (S)	85	%.	55-129		1		09/22/20 16:00	460-00-4	
Percent Moisture	Analytical Method: SM 2540G								
	Pace Analytical Services - Indianapolis								
Percent Moisture	**14.6**	%	0.10	0.10	1		09/22/20 11:41		N2

This report shall not be reproduced, except in full,
without the written consent of Pace Analytical Services, LLC.

Pace Analytical Services, LLC
7726 Moller Road
Indianapolis, IN 46268
(317)228-3100

ANALYTICAL RESULTS

Project: Amphenol IN AMP 18.02
Pace Project No.: 50267802

Sample: GP-37 SL (14.00-14.50) **Lab ID: 50267802009** Collected: 09/17/20 12:56 Received: 09/18/20 15:38 Matrix: Solid

Results reported on a "dry weight" basis and are adjusted for percent moisture, sample size and any dilutions.

Parameters	Results	Units	Report Limit	MDL	DF	Prepared	Analyzed	CAS No.	Qual
8260 MSV 5035A VOA	Analytical Method: EPA 8260								
	Pace Analytical Services - Indianapolis								
1,1-Dichloroethane	ND	mg/kg	0.0044	0.00056	1		09/22/20 16:35	75-34-3	
1,2-Dichloroethane	ND	mg/kg	0.0044	0.00066	1		09/22/20 16:35	107-06-2	
cis-1,2-Dichloroethene	ND	mg/kg	0.0044	0.00089	1		09/22/20 16:35	156-59-2	
trans-1,2-Dichloroethene	ND	mg/kg	0.0044	0.00073	1		09/22/20 16:35	156-60-5	
Methylene Chloride	ND	mg/kg	0.018	0.0021	1		09/22/20 16:35	75-09-2	
Tetrachloroethene	**0.17**	mg/kg	0.0044	0.00052	1		09/22/20 16:35	127-18-4	
1,1,1-Trichloroethane	**0.0072**	mg/kg	0.0044	0.00052	1		09/22/20 16:35	71-55-6	
Trichloroethene	**0.016**	mg/kg	0.0044	0.00085	1		09/22/20 16:35	79-01-6	
Vinyl chloride	ND	mg/kg	0.0044	0.00025	1		09/22/20 16:35	75-01-4	
Surrogates									
Dibromofluoromethane (S)	97	%.	73-133		1		09/22/20 16:35	1868-53-7	
Toluene-d8 (S)	100	%.	73-130		1		09/22/20 16:35	2037-26-5	
4-Bromofluorobenzene (S)	79	%.	55-129		1		09/22/20 16:35	460-00-4	
Percent Moisture	Analytical Method: SM 2540G								
	Pace Analytical Services - Indianapolis								
Percent Moisture	**5.5**	%	0.10	0.10	1		09/22/20 11:41		N2

This report shall not be reproduced, except in full,
without the written consent of Pace Analytical Services, LLC.

Pace Analytical Services, LLC
7726 Moller Road
Indianapolis, IN 46268
(317)228-3100

ANALYTICAL RESULTS

Project: Amphenol IN AMP 18.02
Pace Project No.: 50267802

Sample: GP-37 SL (21.50-22.00) **Lab ID: 50267802010** Collected: 09/17/20 13:13 Received: 09/18/20 15:38 Matrix: Solid

Results reported on a "dry weight" basis and are adjusted for percent moisture, sample size and any dilutions.

Parameters	Results	Units	Report Limit	MDL	DF	Prepared	Analyzed	CAS No.	Qual
8260 MSV 5035A VOA	Analytical Method: EPA 8260								
	Pace Analytical Services - Indianapolis								
1,1-Dichloroethane	ND	mg/kg	0.0048	0.00061	1		09/22/20 17:09	75-34-3	
1,2-Dichloroethane	ND	mg/kg	0.0048	0.00073	1		09/22/20 17:09	107-06-2	
cis-1,2-Dichloroethene	ND	mg/kg	0.0048	0.00098	1		09/22/20 17:09	156-59-2	
trans-1,2-Dichloroethene	ND	mg/kg	0.0048	0.00080	1		09/22/20 17:09	156-60-5	
Methylene Chloride	ND	mg/kg	0.019	0.0023	1		09/22/20 17:09	75-09-2	
Tetrachloroethene	**16.6**	mg/kg	2.7	0.46	500		09/24/20 12:56	127-18-4	
1,1,1-Trichloroethane	**0.0055**	mg/kg	0.0048	0.00057	1		09/22/20 17:09	71-55-6	
Trichloroethene	**0.0013J**	mg/kg	0.0048	0.00093	1		09/22/20 17:09	79-01-6	
Vinyl chloride	ND	mg/kg	0.0048	0.00028	1		09/22/20 17:09	75-01-4	
Surrogates									
Dibromofluoromethane (S)	94	%.	73-133		1		09/22/20 17:09	1868-53-7	
Toluene-d8 (S)	104	%.	73-130		1		09/22/20 17:09	2037-26-5	
4-Bromofluorobenzene (S)	77	%.	55-129		1		09/22/20 17:09	460-00-4	
Percent Moisture	Analytical Method: SM 2540G								
	Pace Analytical Services - Indianapolis								
Percent Moisture	**12.7**	%	0.10	0.10	1		09/22/20 11:41		N2

This report shall not be reproduced, except in full,
without the written consent of Pace Analytical Services, LLC.

Pace Analytical Services, LLC
7726 Moller Road
Indianapolis, IN 46268
(317)228-3100

ANALYTICAL RESULTS

Project: Amphenol IN AMP 18.02
Pace Project No.: 50267802

Sample: GP-37 SL (22.00-22.50) **Lab ID: 50267802011** Collected: 09/17/20 13:10 Received: 09/18/20 15:38 Matrix: Solid

Results reported on a "dry weight" basis and are adjusted for percent moisture, sample size and any dilutions.

Parameters	Results	Units	Report Limit	MDL	DF	Prepared	Analyzed	CAS No.	Qual
8260 MSV 5035A VOA	Analytical Method: EPA 8260								
	Pace Analytical Services - Indianapolis								
1,1-Dichloroethane	ND	mg/kg	0.0047	0.00059	1		09/22/20 17:44	75-34-3	
1,2-Dichloroethane	ND	mg/kg	0.0047	0.00070	1		09/22/20 17:44	107-06-2	
cis-1,2-Dichloroethene	ND	mg/kg	0.0047	0.00094	1		09/22/20 17:44	156-59-2	
trans-1,2-Dichloroethene	ND	mg/kg	0.0047	0.00077	1		09/22/20 17:44	156-60-5	
Methylene Chloride	ND	mg/kg	0.019	0.0022	1		09/22/20 17:44	75-09-2	
Tetrachloroethene	**3.7**	mg/kg	0.24	0.028	50		09/24/20 00:32	127-18-4	
1,1,1-Trichloroethane	**0.0039J**	mg/kg	0.0047	0.00055	1		09/22/20 17:44	71-55-6	
Trichloroethene	**0.031**	mg/kg	0.0047	0.00089	1		09/22/20 17:44	79-01-6	
Vinyl chloride	ND	mg/kg	0.0047	0.00027	1		09/22/20 17:44	75-01-4	
Surrogates									
Dibromofluoromethane (S)	94	%.	73-133		1		09/22/20 17:44	1868-53-7	
Toluene-d8 (S)	102	%.	73-130		1		09/22/20 17:44	2037-26-5	
4-Bromofluorobenzene (S)	79	%.	55-129		1		09/22/20 17:44	460-00-4	
Percent Moisture	Analytical Method: SM 2540G								
	Pace Analytical Services - Indianapolis								
Percent Moisture	**13.4**	%	0.10	0.10	1		09/22/20 11:41		N2

This report shall not be reproduced, except in full,
without the written consent of Pace Analytical Services, LLC.

Pace Analytical Services, LLC
7726 Moller Road
Indianapolis, IN 46268
(317)228-3100

ANALYTICAL RESULTS

Project: Amphenol IN AMP 18.02
Pace Project No.: 50267802

Sample: GP-37 SL (22.50-23.0) **Lab ID: 50267802012** Collected: 09/17/20 13:06 Received: 09/18/20 15:38 Matrix: Solid

Results reported on a "dry weight" basis and are adjusted for percent moisture, sample size and any dilutions.

Parameters	Results	Units	Report Limit	MDL	DF	Prepared	Analyzed	CAS No.	Qual
8260 MSV 5035A VOA	Analytical Method: EPA 8260								
	Pace Analytical Services - Indianapolis								
1,1-Dichloroethane	**0.012**	mg/kg	0.0039	0.00050	1		09/22/20 18:18	75-34-3	
1,2-Dichloroethane	ND	mg/kg	0.0039	0.00059	1		09/22/20 18:18	107-06-2	
cis-1,2-Dichloroethene	**0.0021J**	mg/kg	0.0039	0.00079	1		09/22/20 18:18	156-59-2	
trans-1,2-Dichloroethene	ND	mg/kg	0.0039	0.00065	1		09/22/20 18:18	156-60-5	
Methylene Chloride	**0.0023J**	mg/kg	0.016	0.0019	1		09/22/20 18:18	75-09-2	
Tetrachloroethene	**2.4**	mg/kg	0.47	0.081	100		09/24/20 04:18	127-18-4	
1,1,1-Trichloroethane	**0.0095**	mg/kg	0.0039	0.00046	1		09/22/20 18:18	71-55-6	
Trichloroethene	**12.8**	mg/kg	0.47	0.069	100		09/24/20 04:18	79-01-6	
Vinyl chloride	ND	mg/kg	0.0039	0.00022	1		09/22/20 18:18	75-01-4	
Surrogates									
Dibromofluoromethane (S)	98	%.	73-133		1		09/22/20 18:18	1868-53-7	
Toluene-d8 (S)	121	%.	73-130		1		09/22/20 18:18	2037-26-5	
4-Bromofluorobenzene (S)	65	%.	55-129		1		09/22/20 18:18	460-00-4	
Percent Moisture	Analytical Method: SM 2540G								
	Pace Analytical Services - Indianapolis								
Percent Moisture	**9.9**	%	0.10	0.10	1		09/22/20 11:41		N2

This report shall not be reproduced, except in full,
without the written consent of Pace Analytical Services, LLC.

Pace Analytical Services, LLC
7726 Moller Road
Indianapolis, IN 46268
(317)228-3100

ANALYTICAL RESULTS

Project: Amphenol IN AMP 18.02
Pace Project No.: 50267802

Sample: GP-38 SL (14.50-15.00) **Lab ID: 50267802013** Collected: 09/17/20 13:33 Received: 09/18/20 15:38 Matrix: Solid

Results reported on a "dry weight" basis and are adjusted for percent moisture, sample size and any dilutions.

Parameters	Results	Units	Report Limit	MDL	DF	Prepared	Analyzed	CAS No.	Qual
8260 MSV 5035A VOA	Analytical Method: EPA 8260								
	Pace Analytical Services - Indianapolis								
1,1-Dichloroethane	ND	mg/kg	0.0048	0.00035	1		09/22/20 20:04	75-34-3	
1,2-Dichloroethane	ND	mg/kg	0.0048	0.00038	1		09/22/20 20:04	107-06-2	
cis-1,2-Dichloroethene	**0.00039J**	mg/kg	0.0048	0.00030	1		09/22/20 20:04	156-59-2	
trans-1,2-Dichloroethene	ND	mg/kg	0.0048	0.00022	1		09/22/20 20:04	156-60-5	
Methylene Chloride	ND	mg/kg	0.019	0.0023	1		09/22/20 20:04	75-09-2	
Tetrachloroethene	**2.0**	mg/kg	0.28	0.048	50		09/23/20 16:11	127-18-4	
1,1,1-Trichloroethane	**0.0045J**	mg/kg	0.0048	0.00021	1		09/22/20 20:04	71-55-6	
Trichloroethene	**0.015**	mg/kg	0.0048	0.00019	1		09/22/20 20:04	79-01-6	
Vinyl chloride	ND	mg/kg	0.0048	0.00017	1		09/22/20 20:04	75-01-4	
Surrogates									
Dibromofluoromethane (S)	99	%.	73-133		1		09/22/20 20:04	1868-53-7	
Toluene-d8 (S)	112	%.	73-130		1		09/22/20 20:04	2037-26-5	
4-Bromofluorobenzene (S)	79	%.	55-129		1		09/22/20 20:04	460-00-4	
Percent Moisture	Analytical Method: SM 2540G								
	Pace Analytical Services - Indianapolis								
Percent Moisture	**13.9**	%	0.10	0.10	1		09/22/20 11:41		N2

This report shall not be reproduced, except in full,
without the written consent of Pace Analytical Services, LLC.

Pace Analytical Services, LLC
7726 Moller Road
Indianapolis, IN 46268
(317)228-3100

ANALYTICAL RESULTS

Project: Amphenol IN AMP 18.02
Pace Project No.: 50267802

Sample: GP-38 SL (19.50-20.00) **Lab ID: 50267802014** Collected: 09/17/20 13:36 Received: 09/18/20 15:38 Matrix: Solid

Results reported on a "dry weight" basis and are adjusted for percent moisture, sample size and any dilutions.

Parameters	Results	Units	Report Limit	MDL	DF	Prepared	Analyzed	CAS No.	Qual
8260 MSV 5035A VOA	Analytical Method: EPA 8260								
	Pace Analytical Services - Indianapolis								
1,1-Dichloroethane	ND	mg/kg	0.0051	0.00038	1		09/22/20 20:28	75-34-3	
1,2-Dichloroethane	ND	mg/kg	0.0051	0.00041	1		09/22/20 20:28	107-06-2	
cis-1,2-Dichloroethene	ND	mg/kg	0.0051	0.00032	1		09/22/20 20:28	156-59-2	
trans-1,2-Dichloroethene	ND	mg/kg	0.0051	0.00024	1		09/22/20 20:28	156-60-5	
Methylene Chloride	ND	mg/kg	0.020	0.0025	1		09/22/20 20:28	75-09-2	
Tetrachloroethene	**10.2**	mg/kg	0.26	0.044	50		09/23/20 16:46	127-18-4	
1,1,1-Trichloroethane	**0.0043J**	mg/kg	0.0051	0.00022	1		09/22/20 20:28	71-55-6	
Trichloroethene	**0.0023J**	mg/kg	0.0051	0.00020	1		09/22/20 20:28	79-01-6	
Vinyl chloride	ND	mg/kg	0.0051	0.00018	1		09/22/20 20:28	75-01-4	
Surrogates									
Dibromofluoromethane (S)	98	%.	73-133		1		09/22/20 20:28	1868-53-7	
Toluene-d8 (S)	103	%.	73-130		1		09/22/20 20:28	2037-26-5	
4-Bromofluorobenzene (S)	91	%.	55-129		1		09/22/20 20:28	460-00-4	
Percent Moisture	Analytical Method: SM 2540G								
	Pace Analytical Services - Indianapolis								
Percent Moisture	**13.2**	%	0.10	0.10	1		09/22/20 11:41		N2

This report shall not be reproduced, except in full,
without the written consent of Pace Analytical Services, LLC.

Pace Analytical Services, LLC
7726 Moller Road
Indianapolis, IN 46268
(317)228-3100

ANALYTICAL RESULTS

Project: Amphenol IN AMP 18.02
Pace Project No.: 50267802

Sample: GP-38 SL (22.50-23.00) **Lab ID: 50267802015** Collected: 09/17/20 13:55 Received: 09/18/20 15:38 Matrix: Solid

Results reported on a "dry weight" basis and are adjusted for percent moisture, sample size and any dilutions.

Parameters	Results	Units	Report Limit	MDL	DF	Prepared	Analyzed	CAS No.	Qual
8260 MSV 5035A VOA	Analytical Method: EPA 8260								
	Pace Analytical Services - Indianapolis								
1,1-Dichloroethane	ND	mg/kg	0.0049	0.00037	1		09/22/20 20:53	75-34-3	
1,2-Dichloroethane	ND	mg/kg	0.0049	0.00040	1		09/22/20 20:53	107-06-2	
cis-1,2-Dichloroethene	ND	mg/kg	0.0049	0.00031	1		09/22/20 20:53	156-59-2	
trans-1,2-Dichloroethene	ND	mg/kg	0.0049	0.00023	1		09/22/20 20:53	156-60-5	
Methylene Chloride	ND	mg/kg	0.020	0.0024	1		09/22/20 20:53	75-09-2	
Tetrachloroethene	**42.2**	mg/kg	2.5	0.42	500		09/24/20 11:47	127-18-4	
1,1,1-Trichloroethane	**0.011**	mg/kg	0.0049	0.00022	1		09/22/20 20:53	71-55-6	
Trichloroethene	**0.0085**	mg/kg	0.0049	0.00020	1		09/22/20 20:53	79-01-6	
Vinyl chloride	ND	mg/kg	0.0049	0.00018	1		09/22/20 20:53	75-01-4	
Surrogates									
Dibromofluoromethane (S)	93	%.	73-133		1		09/22/20 20:53	1868-53-7	
Toluene-d8 (S)	104	%.	73-130		1		09/22/20 20:53	2037-26-5	
4-Bromofluorobenzene (S)	85	%.	55-129		1		09/22/20 20:53	460-00-4	
Percent Moisture	Analytical Method: SM 2540G								
	Pace Analytical Services - Indianapolis								
Percent Moisture	**13.0**	%	0.10	0.10	1		09/22/20 11:41		N2

This report shall not be reproduced, except in full,
without the written consent of Pace Analytical Services, LLC.

Pace Analytical Services, LLC
7726 Moller Road
Indianapolis, IN 46268
(317)228-3100

ANALYTICAL RESULTS

Project: Amphenol IN AMP 18.02
Pace Project No.: 50267802

Sample: GP-38 SL (23.00-23.50) **Lab ID: 50267802016** Collected: 09/17/20 13:58 Received: 09/18/20 15:38 Matrix: Solid

Results reported on a "dry weight" basis and are adjusted for percent moisture, sample size and any dilutions.

Parameters	Results	Units	Report Limit	MDL	DF	Prepared	Analyzed	CAS No.	Qual
8260 MSV 5035A VOA	Analytical Method: EPA 8260								
	Pace Analytical Services - Indianapolis								
1,1-Dichloroethane	ND	mg/kg	24.4	3.1	5000		09/21/20 20:33	75-34-3	
1,2-Dichloroethane	ND	mg/kg	24.4	3.7	5000		09/21/20 20:33	107-06-2	
cis-1,2-Dichloroethene	ND	mg/kg	24.4	4.9	5000		09/21/20 20:33	156-59-2	
trans-1,2-Dichloroethene	ND	mg/kg	24.4	4.0	5000		09/21/20 20:33	156-60-5	
Methylene Chloride	**16.0J**	mg/kg	97.5	11.5	5000		09/21/20 20:33	75-09-2	
Tetrachloroethene	**2460**	mg/kg	24.4	2.9	5000		09/21/20 20:33	127-18-4	E
1,1,1-Trichloroethane	ND	mg/kg	24.4	2.9	5000		09/21/20 20:33	71-55-6	
Trichloroethene	**25.8**	mg/kg	24.4	4.7	5000		09/21/20 20:33	79-01-6	
Vinyl chloride	ND	mg/kg	24.4	1.4	5000		09/21/20 20:33	75-01-4	
Surrogates									
Dibromofluoromethane (S)	91	%.	73-133		5000		09/21/20 20:33	1868-53-7	D4
Toluene-d8 (S)	95	%.	73-130		5000		09/21/20 20:33	2037-26-5	
4-Bromofluorobenzene (S)	89	%.	55-129		5000		09/21/20 20:33	460-00-4	
Percent Moisture	Analytical Method: SM 2540G								
	Pace Analytical Services - Indianapolis								
Percent Moisture	**7.4**	%	0.10	0.10	1		09/22/20 11:41		N2

This report shall not be reproduced, except in full,
without the written consent of Pace Analytical Services, LLC.

Pace Analytical Services, LLC
7726 Moller Road
Indianapolis, IN 46268
(317)228-3100

ANALYTICAL RESULTS

Project: Amphenol IN AMP 18.02
Pace Project No.: 50267802

Sample: GP-39 SL (14.50-15.00) **Lab ID: 50267802017** Collected: 09/17/20 14:26 Received: 09/18/20 15:38 Matrix: Solid

Results reported on a "dry weight" basis and are adjusted for percent moisture, sample size and any dilutions.

Parameters	Results	Units	Report Limit	MDL	DF	Prepared	Analyzed	CAS No.	Qual
8260 MSV 5035A VOA	Analytical Method: EPA 8260								
	Pace Analytical Services - Indianapolis								
1,1-Dichloroethane	ND	mg/kg	0.0054	0.00040	1		09/22/20 21:17	75-34-3	
1,2-Dichloroethane	ND	mg/kg	0.0054	0.00043	1		09/22/20 21:17	107-06-2	
cis-1,2-Dichloroethene	ND	mg/kg	0.0054	0.00033	1		09/22/20 21:17	156-59-2	
trans-1,2-Dichloroethene	ND	mg/kg	0.0054	0.00025	1		09/22/20 21:17	156-60-5	
Methylene Chloride	ND	mg/kg	0.022	0.0026	1		09/22/20 21:17	75-09-2	
Tetrachloroethene	**1.6**	mg/kg	0.22	0.026	50		09/23/20 19:21	127-18-4	
1,1,1-Trichloroethane	**0.0047J**	mg/kg	0.0054	0.00024	1		09/22/20 21:17	71-55-6	
Trichloroethene	**0.019**	mg/kg	0.0054	0.00022	1		09/22/20 21:17	79-01-6	
Vinyl chloride	ND	mg/kg	0.0054	0.00019	1		09/22/20 21:17	75-01-4	
Surrogates									
Dibromofluoromethane (S)	96	%.	73-133		1		09/22/20 21:17	1868-53-7	
Toluene-d8 (S)	109	%.	73-130		1		09/22/20 21:17	2037-26-5	
4-Bromofluorobenzene (S)	86	%.	55-129		1		09/22/20 21:17	460-00-4	
Percent Moisture	Analytical Method: SM 2540G								
	Pace Analytical Services - Indianapolis								
Percent Moisture	**9.9**	%	0.10	0.10	1		09/22/20 11:41		N2

This report shall not be reproduced, except in full,
without the written consent of Pace Analytical Services, LLC.

Pace Analytical Services, LLC
7726 Moller Road
Indianapolis, IN 46268
(317)228-3100

ANALYTICAL RESULTS

Project: Amphenol IN AMP 18.02
Pace Project No.: 50267802

Sample: GP-39 SL (25.0-25.50) **Lab ID: 50267802018** Collected: 09/17/20 15:06 Received: 09/18/20 15:38 Matrix: Solid

Results reported on a "dry weight" basis and are adjusted for percent moisture, sample size and any dilutions.

Parameters	Results	Units	Report Limit	MDL	DF	Prepared	Analyzed	CAS No.	Qual
8260 MSV 5035A VOA	Analytical Method: EPA 8260								
	Pace Analytical Services - Indianapolis								
1,1-Dichloroethane	ND	mg/kg	0.0053	0.00066	1		09/23/20 04:43	75-34-3	
1,2-Dichloroethane	ND	mg/kg	0.0053	0.00079	1		09/23/20 04:43	107-06-2	
cis-1,2-Dichloroethene	ND	mg/kg	0.0053	0.0011	1		09/23/20 04:43	156-59-2	
trans-1,2-Dichloroethene	ND	mg/kg	0.0053	0.00087	1		09/23/20 04:43	156-60-5	
Methylene Chloride	ND	mg/kg	0.021	0.0025	1		09/23/20 04:43	75-09-2	
Tetrachloroethene	**0.031**	mg/kg	0.0053	0.00062	1		09/23/20 04:43	127-18-4	
1,1,1-Trichloroethane	**0.0082**	mg/kg	0.0053	0.00062	1		09/23/20 04:43	71-55-6	
Trichloroethene	**0.0042J**	mg/kg	0.0053	0.0010	1		09/23/20 04:43	79-01-6	
Vinyl chloride	ND	mg/kg	0.0053	0.00030	1		09/23/20 04:43	75-01-4	
Surrogates									
Dibromofluoromethane (S)	100	%.	73-133		1		09/23/20 04:43	1868-53-7	
Toluene-d8 (S)	96	%.	73-130		1		09/23/20 04:43	2037-26-5	
4-Bromofluorobenzene (S)	84	%.	55-129		1		09/23/20 04:43	460-00-4	
Percent Moisture	Analytical Method: SM 2540G								
	Pace Analytical Services - Indianapolis								
Percent Moisture	**14.1**	%	0.10	0.10	1		09/22/20 11:41		N2

This report shall not be reproduced, except in full,
without the written consent of Pace Analytical Services, LLC.

Pace Analytical Services, LLC
7726 Moller Road
Indianapolis, IN 46268
(317)228-3100

ANALYTICAL RESULTS

Project: Amphenol IN AMP 18.02
Pace Project No.: 50267802

Sample: GP-39 SL (26.00-26.50) **Lab ID: 50267802019** Collected: 09/17/20 15:03 Received: 09/18/20 15:38 Matrix: Solid

Results reported on a "dry weight" basis and are adjusted for percent moisture, sample size and any dilutions.

Parameters	Results	Units	Report Limit	MDL	DF	Prepared	Analyzed	CAS No.	Qual
8260 MSV 5035A VOA	Analytical Method: EPA 8260								
	Pace Analytical Services - Indianapolis								
1,1-Dichloroethane	**0.013**	mg/kg	0.0042	0.00054	1		09/23/20 05:17	75-34-3	
1,2-Dichloroethane	ND	mg/kg	0.0042	0.00064	1		09/23/20 05:17	107-06-2	
cis-1,2-Dichloroethene	**0.0012J**	mg/kg	0.0042	0.00086	1		09/23/20 05:17	156-59-2	
trans-1,2-Dichloroethene	ND	mg/kg	0.0042	0.00070	1		09/23/20 05:17	156-60-5	
Methylene Chloride	ND	mg/kg	0.017	0.0020	1		09/23/20 05:17	75-09-2	
Tetrachloroethene	**0.0054**	mg/kg	0.0042	0.00050	1		09/23/20 05:17	127-18-4	
1,1,1-Trichloroethane	**0.0023J**	mg/kg	0.0042	0.00050	1		09/23/20 05:17	71-55-6	
Trichloroethene	**15.0**	mg/kg	2.1	0.32	500		09/24/20 11:13	79-01-6	
Vinyl chloride	ND	mg/kg	0.0042	0.00024	1		09/23/20 05:17	75-01-4	
Surrogates									
Dibromofluoromethane (S)	106	%.	73-133		1		09/23/20 05:17	1868-53-7	
Toluene-d8 (S)	117	%.	73-130		1		09/23/20 05:17	2037-26-5	
4-Bromofluorobenzene (S)	67	%.	55-129		1		09/23/20 05:17	460-00-4	
Percent Moisture	Analytical Method: SM 2540G								
	Pace Analytical Services - Indianapolis								
Percent Moisture	**7.8**	%	0.10	0.10	1		09/22/20 11:42		N2

This report shall not be reproduced, except in full,
without the written consent of Pace Analytical Services, LLC.

Pace Analytical Services, LLC
7726 Moller Road
Indianapolis, IN 46268
(317)228-3100

ANALYTICAL RESULTS

Project: Amphenol IN AMP 18.02
Pace Project No.: 50267802

Sample: GP-39 SL (25.50-26.00) **Lab ID: 50267802020** Collected: 09/17/20 15:00 Received: 09/18/20 15:38 Matrix: Solid

Results reported on a "dry weight" basis and are adjusted for percent moisture, sample size and any dilutions.

Parameters	Results	Units	Report Limit	MDL	DF	Prepared	Analyzed	CAS No.	Qual
8260 MSV 5035A VOA	Analytical Method: EPA 8260								
	Pace Analytical Services - Indianapolis								
1,1-Dichloroethane	ND	mg/kg	0.0050	0.00063	1		09/22/20 18:53	75-34-3	
1,2-Dichloroethane	ND	mg/kg	0.0050	0.00076	1		09/22/20 18:53	107-06-2	
cis-1,2-Dichloroethene	ND	mg/kg	0.0050	0.0010	1		09/22/20 18:53	156-59-2	
trans-1,2-Dichloroethene	ND	mg/kg	0.0050	0.00083	1		09/22/20 18:53	156-60-5	
Methylene Chloride	ND	mg/kg	0.020	0.0024	1		09/22/20 18:53	75-09-2	
Tetrachloroethene	**5.8**	mg/kg	0.25	0.043	50		09/24/20 04:52	127-18-4	
1,1,1-Trichloroethane	**0.014**	mg/kg	0.0050	0.00059	1		09/22/20 18:53	71-55-6	
Trichloroethene	**0.13**	mg/kg	0.0050	0.00096	1		09/22/20 18:53	79-01-6	
Vinyl chloride	ND	mg/kg	0.0050	0.00029	1		09/22/20 18:53	75-01-4	
Surrogates									
Dibromofluoromethane (S)	94	%.	73-133		1		09/22/20 18:53	1868-53-7	
Toluene-d8 (S)	104	%.	73-130		1		09/22/20 18:53	2037-26-5	
4-Bromofluorobenzene (S)	78	%.	55-129		1		09/22/20 18:53	460-00-4	
Percent Moisture	Analytical Method: SM 2540G								
	Pace Analytical Services - Indianapolis								
Percent Moisture	**13.1**	%	0.10	0.10	1		09/22/20 11:42		N2

This report shall not be reproduced, except in full,
without the written consent of Pace Analytical Services, LLC.

Pace Analytical Services, LLC
7726 Moller Road
Indianapolis, IN 46268
(317)228-3100

ANALYTICAL RESULTS

Project: Amphenol IN AMP 18.02
Pace Project No.: 50267802

Sample: GP-40 SL (14.25-14.75) **Lab ID: 50267802021** Collected: 09/17/20 15:22 Received: 09/18/20 15:38 Matrix: Solid

Results reported on a "dry weight" basis and are adjusted for percent moisture, sample size and any dilutions.

Parameters	Results	Units	Report Limit	MDL	DF	Prepared	Analyzed	CAS No.	Qual
8260 MSV 5035A VOA	Analytical Method: EPA 8260								
	Pace Analytical Services - Indianapolis								
1,1-Dichloroethane	ND	mg/kg	0.0055	0.00069	1		09/22/20 19:28	75-34-3	
1,2-Dichloroethane	ND	mg/kg	0.0055	0.00082	1		09/22/20 19:28	107-06-2	
cis-1,2-Dichloroethene	ND	mg/kg	0.0055	0.0011	1		09/22/20 19:28	156-59-2	
trans-1,2-Dichloroethene	ND	mg/kg	0.0055	0.00090	1		09/22/20 19:28	156-60-5	
Methylene Chloride	ND	mg/kg	0.022	0.0026	1		09/22/20 19:28	75-09-2	
Tetrachloroethene	**0.013**	mg/kg	0.0055	0.00064	1		09/22/20 19:28	127-18-4	
1,1,1-Trichloroethane	ND	mg/kg	0.0055	0.00065	1		09/22/20 19:28	71-55-6	
Trichloroethene	ND	mg/kg	0.0055	0.0010	1		09/22/20 19:28	79-01-6	
Vinyl chloride	ND	mg/kg	0.0055	0.00031	1		09/22/20 19:28	75-01-4	
Surrogates									
Dibromofluoromethane (S)	101	%.	73-133		1		09/22/20 19:28	1868-53-7	
Toluene-d8 (S)	97	%.	73-130		1		09/22/20 19:28	2037-26-5	
4-Bromofluorobenzene (S)	85	%.	55-129		1		09/22/20 19:28	460-00-4	
Percent Moisture	Analytical Method: SM 2540G								
	Pace Analytical Services - Indianapolis								
Percent Moisture	**5.4**	%	0.10	0.10	1		09/22/20 11:42		N2

This report shall not be reproduced, except in full,
without the written consent of Pace Analytical Services, LLC.

Pace Analytical Services, LLC
7726 Moller Road
Indianapolis, IN 46268
(317)228-3100

ANALYTICAL RESULTS

Project: Amphenol IN AMP 18.02
Pace Project No.: 50267802

Sample: GP-40 SL (20.50-21.00) **Lab ID: 50267802022** Collected: 09/17/20 15:42 Received: 09/18/20 15:38 Matrix: Solid

Results reported on a "dry weight" basis and are adjusted for percent moisture, sample size and any dilutions.

Parameters	Results	Units	Report Limit	MDL	DF	Prepared	Analyzed	CAS No.	Qual
8260 MSV 5035A VOA	Analytical Method: EPA 8260								
	Pace Analytical Services - Indianapolis								
1,1-Dichloroethane	**0.0051**	mg/kg	0.0047	0.00035	1		09/22/20 05:16	75-34-3	
1,2-Dichloroethane	ND	mg/kg	0.0047	0.00038	1		09/22/20 05:16	107-06-2	
cis-1,2-Dichloroethene	ND	mg/kg	0.0047	0.00029	1		09/22/20 05:16	156-59-2	
trans-1,2-Dichloroethene	ND	mg/kg	0.0047	0.00022	1		09/22/20 05:16	156-60-5	
Methylene Chloride	ND	mg/kg	0.019	0.0023	1		09/22/20 05:16	75-09-2	
Tetrachloroethene	ND	mg/kg	0.0047	0.00028	1		09/22/20 05:16	127-18-4	
1,1,1-Trichloroethane	**0.055**	mg/kg	0.0047	0.00021	1		09/22/20 05:16	71-55-6	
Trichloroethene	**0.0057**	mg/kg	0.0047	0.00019	1		09/22/20 05:16	79-01-6	
Vinyl chloride	ND	mg/kg	0.0047	0.00017	1		09/22/20 05:16	75-01-4	
Surrogates									
Dibromofluoromethane (S)	106	%.	73-133		1		09/22/20 05:16	1868-53-7	
Toluene-d8 (S)	106	%.	73-130		1		09/22/20 05:16	2037-26-5	
4-Bromofluorobenzene (S)	92	%.	55-129		1		09/22/20 05:16	460-00-4	
Percent Moisture	Analytical Method: SM 2540G								
	Pace Analytical Services - Indianapolis								
Percent Moisture	**7.8**	%	0.10	0.10	1		09/22/20 11:42		N2

This report shall not be reproduced, except in full,
without the written consent of Pace Analytical Services, LLC.

Pace Analytical Services, LLC
7726 Moller Road
Indianapolis, IN 46268
(317)228-3100

ANALYTICAL RESULTS

Project: Amphenol IN AMP 18.02
Pace Project No.: 50267802

Sample: GP-40 SL (21.00-21.50) **Lab ID: 50267802023** Collected: 09/17/20 15:45 Received: 09/18/20 15:38 Matrix: Solid

Results reported on a "dry weight" basis and are adjusted for percent moisture, sample size and any dilutions.

Parameters	Results	Units	Report Limit	MDL	DF	Prepared	Analyzed	CAS No.	Qual
8260 MSV 5035A VOA	Analytical Method: EPA 8260								
	Pace Analytical Services - Indianapolis								
1,1-Dichloroethane	**0.97**	mg/kg	0.19	0.030	50		09/22/20 23:47	75-34-3	
1,2-Dichloroethane	ND	mg/kg	0.0061	0.00049	1		09/22/20 05:41	107-06-2	
cis-1,2-Dichloroethene	ND	mg/kg	0.0061	0.00038	1		09/22/20 05:41	156-59-2	
trans-1,2-Dichloroethene	ND	mg/kg	0.0061	0.00028	1		09/22/20 05:41	156-60-5	
Methylene Chloride	ND	mg/kg	0.025	0.0030	1		09/22/20 05:41	75-09-2	
Tetrachloroethene	ND	mg/kg	0.0061	0.00037	1		09/22/20 05:41	127-18-4	
1,1,1-Trichloroethane	**0.0022J**	mg/kg	0.0061	0.00027	1		09/22/20 05:41	71-55-6	
Trichloroethene	ND	mg/kg	0.0061	0.00025	1		09/22/20 05:41	79-01-6	
Vinyl chloride	ND	mg/kg	0.0061	0.00022	1		09/22/20 05:41	75-01-4	
Surrogates									
Dibromofluoromethane (S)	102	%.	73-133		1		09/22/20 05:41	1868-53-7	
Toluene-d8 (S)	108	%.	73-130		1		09/22/20 05:41	2037-26-5	
4-Bromofluorobenzene (S)	83	%.	55-129		1		09/22/20 05:41	460-00-4	
Percent Moisture	Analytical Method: SM 2540G								
	Pace Analytical Services - Indianapolis								
Percent Moisture	**7.9**	%	0.10	0.10	1		09/22/20 11:42		N2

This report shall not be reproduced, except in full,
without the written consent of Pace Analytical Services, LLC.

Pace Analytical Services, LLC
7726 Moller Road
Indianapolis, IN 46268
(317)228-3100

ANALYTICAL RESULTS

Project: Amphenol IN AMP 18.02
Pace Project No.: 50267802

Sample: GP-40 SL (19.50-20.00) **Lab ID: 50267802024** Collected: 09/17/20 15:50 Received: 09/18/20 15:38 Matrix: Solid

Results reported on a "dry weight" basis and are adjusted for percent moisture, sample size and any dilutions.

Parameters	Results	Units	Report Limit	MDL	DF	Prepared	Analyzed	CAS No.	Qual
8260 MSV 5035A VOA	Analytical Method: EPA 8260								
	Pace Analytical Services - Indianapolis								
1,1-Dichloroethane	**0.0025J**	mg/kg	0.0052	0.00038	1		09/22/20 06:05	75-34-3	
1,2-Dichloroethane	ND	mg/kg	0.0052	0.00041	1		09/22/20 06:05	107-06-2	
cis-1,2-Dichloroethene	ND	mg/kg	0.0052	0.00032	1		09/22/20 06:05	156-59-2	
trans-1,2-Dichloroethene	ND	mg/kg	0.0052	0.00024	1		09/22/20 06:05	156-60-5	
Methylene Chloride	ND	mg/kg	0.021	0.0025	1		09/22/20 06:05	75-09-2	
Tetrachloroethene	ND	mg/kg	0.0052	0.00031	1		09/22/20 06:05	127-18-4	
1,1,1-Trichloroethane	**0.027**	mg/kg	0.0052	0.00023	1		09/22/20 06:05	71-55-6	
Trichloroethene	**0.012**	mg/kg	0.0052	0.00021	1		09/22/20 06:05	79-01-6	
Vinyl chloride	ND	mg/kg	0.0052	0.00019	1		09/22/20 06:05	75-01-4	
Surrogates									
Dibromofluoromethane (S)	98	%.	73-133		1		09/22/20 06:05	1868-53-7	
Toluene-d8 (S)	106	%.	73-130		1		09/22/20 06:05	2037-26-5	
4-Bromofluorobenzene (S)	89	%.	55-129		1		09/22/20 06:05	460-00-4	
Percent Moisture	Analytical Method: SM 2540G								
	Pace Analytical Services - Indianapolis								
Percent Moisture	**13.9**	%	0.10	0.10	1		09/22/20 11:42		N2

This report shall not be reproduced, except in full,
without the written consent of Pace Analytical Services, LLC.

Pace Analytical Services, LLC
7726 Moller Road
Indianapolis, IN 46268
(317)228-3100

ANALYTICAL RESULTS

Project: Amphenol IN AMP 18.02
Pace Project No.: 50267802

Sample: GP-41 SL (13.75-14.25) **Lab ID: 50267802025** Collected: 09/17/20 16:01 Received: 09/18/20 15:38 Matrix: Solid

Results reported on a "dry weight" basis and are adjusted for percent moisture, sample size and any dilutions.

Parameters	Results	Units	Report Limit	MDL	DF	Prepared	Analyzed	CAS No.	Qual
8260 MSV 5035A VOA	Analytical Method: EPA 8260								
	Pace Analytical Services - Indianapolis								
1,1-Dichloroethane	ND	mg/kg	0.0048	0.00036	1		09/22/20 06:29	75-34-3	
1,2-Dichloroethane	ND	mg/kg	0.0048	0.00039	1		09/22/20 06:29	107-06-2	
cis-1,2-Dichloroethene	ND	mg/kg	0.0048	0.00030	1		09/22/20 06:29	156-59-2	
trans-1,2-Dichloroethene	ND	mg/kg	0.0048	0.00022	1		09/22/20 06:29	156-60-5	
Methylene Chloride	ND	mg/kg	0.019	0.0023	1		09/22/20 06:29	75-09-2	
Tetrachloroethene	**0.0086**	mg/kg	0.0048	0.00029	1		09/22/20 06:29	127-18-4	
1,1,1-Trichloroethane	**0.0028J**	mg/kg	0.0048	0.00021	1		09/22/20 06:29	71-55-6	
Trichloroethene	**0.0013J**	mg/kg	0.0048	0.00019	1		09/22/20 06:29	79-01-6	
Vinyl chloride	ND	mg/kg	0.0048	0.00017	1		09/22/20 06:29	75-01-4	
Surrogates									
Dibromofluoromethane (S)	100	%.	73-133		1		09/22/20 06:29	1868-53-7	
Toluene-d8 (S)	106	%.	73-130		1		09/22/20 06:29	2037-26-5	
4-Bromofluorobenzene (S)	91	%.	55-129		1		09/22/20 06:29	460-00-4	
Percent Moisture	Analytical Method: SM 2540G								
	Pace Analytical Services - Indianapolis								
Percent Moisture	**4.4**	%	0.10	0.10	1		09/22/20 11:45		N2

This report shall not be reproduced, except in full,
without the written consent of Pace Analytical Services, LLC.

Pace Analytical Services, LLC
7726 Moller Road
Indianapolis, IN 46268
(317)228-3100

ANALYTICAL RESULTS

Project: Amphenol IN AMP 18.02
Pace Project No.: 50267802

Sample: GP-41 SL (16.00-16.50) **Lab ID: 50267802026** Collected: 09/17/20 16:03 Received: 09/18/20 15:38 Matrix: Solid

Results reported on a "dry weight" basis and are adjusted for percent moisture, sample size and any dilutions.

Parameters	Results	Units	Report Limit	MDL	DF	Prepared	Analyzed	CAS No.	Qual
8260 MSV 5035A VOA	Analytical Method: EPA 8260								
	Pace Analytical Services - Indianapolis								
1,1-Dichloroethane	**0.0020J**	mg/kg	0.0051	0.00081	1		09/22/20 20:20	75-34-3	
1,2-Dichloroethane	ND	mg/kg	0.0051	0.00055	1		09/22/20 20:20	107-06-2	
cis-1,2-Dichloroethene	ND	mg/kg	0.0051	0.00063	1		09/22/20 20:20	156-59-2	
trans-1,2-Dichloroethene	ND	mg/kg	0.0051	0.00091	1		09/22/20 20:20	156-60-5	
Methylene Chloride	ND	mg/kg	0.020	0.0010	1		09/22/20 20:20	75-09-2	
Tetrachloroethene	**0.030**	mg/kg	0.0051	0.00087	1		09/22/20 20:20	127-18-4	
1,1,1-Trichloroethane	**0.023**	mg/kg	0.0051	0.00060	1		09/22/20 20:20	71-55-6	
Trichloroethene	**0.010**	mg/kg	0.0051	0.00075	1		09/22/20 20:20	79-01-6	
Vinyl chloride	ND	mg/kg	0.0051	0.00044	1		09/22/20 20:20	75-01-4	
Surrogates									
Dibromofluoromethane (S)	102	%.	73-133		1		09/22/20 20:20	1868-53-7	
Toluene-d8 (S)	103	%.	73-130		1		09/22/20 20:20	2037-26-5	
4-Bromofluorobenzene (S)	79	%.	55-129		1		09/22/20 20:20	460-00-4	
Percent Moisture	Analytical Method: SM 2540G								
	Pace Analytical Services - Indianapolis								
Percent Moisture	**14.4**	%	0.10	0.10	1		09/22/20 11:45		N2

This report shall not be reproduced, except in full,
without the written consent of Pace Analytical Services, LLC.

Pace Analytical Services, LLC
7726 Moller Road
Indianapolis, IN 46268
(317)228-3100

ANALYTICAL RESULTS

Project: Amphenol IN AMP 18.02
Pace Project No.: 50267802

Sample: GP-41 SL (19.00-19.50) **Lab ID: 50267802027** Collected: 09/17/20 16:06 Received: 09/18/20 15:38 Matrix: Solid

Results reported on a "dry weight" basis and are adjusted for percent moisture, sample size and any dilutions.

Parameters	Results	Units	Report Limit	MDL	DF	Prepared	Analyzed	CAS No.	Qual
8260 MSV 5035A VOA	Analytical Method: EPA 8260								
	Pace Analytical Services - Indianapolis								
1,1-Dichloroethane	**0.0046J**	mg/kg	0.0047	0.00076	1		09/22/20 20:54	75-34-3	
1,2-Dichloroethane	ND	mg/kg	0.0047	0.00051	1		09/22/20 20:54	107-06-2	
cis-1,2-Dichloroethene	ND	mg/kg	0.0047	0.00059	1		09/22/20 20:54	156-59-2	
trans-1,2-Dichloroethene	ND	mg/kg	0.0047	0.00085	1		09/22/20 20:54	156-60-5	
Methylene Chloride	ND	mg/kg	0.019	0.00095	1		09/22/20 20:54	75-09-2	
Tetrachloroethene	**0.010**	mg/kg	0.0047	0.00082	1		09/22/20 20:54	127-18-4	
1,1,1-Trichloroethane	**0.019**	mg/kg	0.0047	0.00056	1		09/22/20 20:54	71-55-6	
Trichloroethene	**0.0015J**	mg/kg	0.0047	0.00070	1		09/22/20 20:54	79-01-6	
Vinyl chloride	ND	mg/kg	0.0047	0.00042	1		09/22/20 20:54	75-01-4	
Surrogates									
Dibromofluoromethane (S)	102	%.	73-133		1		09/22/20 20:54	1868-53-7	
Toluene-d8 (S)	102	%.	73-130		1		09/22/20 20:54	2037-26-5	
4-Bromofluorobenzene (S)	81	%.	55-129		1		09/22/20 20:54	460-00-4	
Percent Moisture	Analytical Method: SM 2540G								
	Pace Analytical Services - Indianapolis								
Percent Moisture	**12.0**	%	0.10	0.10	1		09/22/20 11:45		N2

This report shall not be reproduced, except in full,
without the written consent of Pace Analytical Services, LLC.

Pace Analytical Services, LLC
7726 Moller Road
Indianapolis, IN 46268
(317)228-3100

ANALYTICAL RESULTS

Project: Amphenol IN AMP 18.02
Pace Project No.: 50267802

Sample: GP-41 SL (19.50-20.00) **Lab ID: 50267802028** Collected: 09/17/20 16:10 Received: 09/18/20 15:38 Matrix: Solid

Results reported on a "dry weight" basis and are adjusted for percent moisture, sample size and any dilutions.

Parameters	Results	Units	Report Limit	MDL	DF	Prepared	Analyzed	CAS No.	Qual
8260 MSV 5035A VOA	Analytical Method: EPA 8260								
	Pace Analytical Services - Indianapolis								
1,1-Dichloroethane	**0.96**	mg/kg	0.18	0.029	50		09/23/20 17:20	75-34-3	
1,2-Dichloroethane	ND	mg/kg	0.0039	0.00042	1		09/22/20 21:29	107-06-2	
cis-1,2-Dichloroethene	ND	mg/kg	0.0039	0.00048	1		09/22/20 21:29	156-59-2	
trans-1,2-Dichloroethene	ND	mg/kg	0.0039	0.00070	1		09/22/20 21:29	156-60-5	
Methylene Chloride	**0.0017J**	mg/kg	0.015	0.00077	1		09/22/20 21:29	75-09-2	
Tetrachloroethene	ND	mg/kg	0.0039	0.00067	1		09/22/20 21:29	127-18-4	
1,1,1-Trichloroethane	**0.0080**	mg/kg	0.0039	0.00046	1		09/22/20 21:29	71-55-6	
Trichloroethene	ND	mg/kg	0.0039	0.00057	1		09/22/20 21:29	79-01-6	
Vinyl chloride	ND	mg/kg	0.0039	0.00034	1		09/22/20 21:29	75-01-4	
Surrogates									
Dibromofluoromethane (S)	115	%.	73-133		1		09/22/20 21:29	1868-53-7	
Toluene-d8 (S)	123	%.	73-130		1		09/22/20 21:29	2037-26-5	
4-Bromofluorobenzene (S)	67	%.	55-129		1		09/22/20 21:29	460-00-4	
Percent Moisture	Analytical Method: SM 2540G								
	Pace Analytical Services - Indianapolis								
Percent Moisture	**7.4**	%	0.10	0.10	1		09/22/20 11:45		N2

This report shall not be reproduced, except in full,
without the written consent of Pace Analytical Services, LLC.

Pace Analytical Services, LLC
7726 Moller Road
Indianapolis, IN 46268
(317)228-3100

ANALYTICAL RESULTS

Project: Amphenol IN AMP 18.02
Pace Project No.: 50267802

Sample: GP-42 SL (13.50-14.00) **Lab ID: 50267802029** Collected: 09/18/20 09:15 Received: 09/18/20 15:38 Matrix: Solid

Results reported on a "dry weight" basis and are adjusted for percent moisture, sample size and any dilutions.

Parameters	Results	Units	Report Limit	MDL	DF	Prepared	Analyzed	CAS No.	Qual
8260 MSV 5035A VOA	Analytical Method: EPA 8260								
	Pace Analytical Services - Indianapolis								
1,1-Dichloroethane	**0.00040J**	mg/kg	0.0047	0.00035	1		09/22/20 06:54	75-34-3	
1,2-Dichloroethane	ND	mg/kg	0.0047	0.00037	1		09/22/20 06:54	107-06-2	
cis-1,2-Dichloroethene	ND	mg/kg	0.0047	0.00029	1		09/22/20 06:54	156-59-2	
trans-1,2-Dichloroethene	ND	mg/kg	0.0047	0.00021	1		09/22/20 06:54	156-60-5	
Methylene Chloride	ND	mg/kg	0.019	0.0023	1		09/22/20 06:54	75-09-2	
Tetrachloroethene	**0.024**	mg/kg	0.0047	0.00028	1		09/22/20 06:54	127-18-4	
1,1,1-Trichloroethane	**0.0054**	mg/kg	0.0047	0.00021	1		09/22/20 06:54	71-55-6	
Trichloroethene	**0.0077**	mg/kg	0.0047	0.00019	1		09/22/20 06:54	79-01-6	
Vinyl chloride	ND	mg/kg	0.0047	0.00017	1		09/22/20 06:54	75-01-4	
Surrogates									
Dibromofluoromethane (S)	101	%.	73-133		1		09/22/20 06:54	1868-53-7	
Toluene-d8 (S)	102	%.	73-130		1		09/22/20 06:54	2037-26-5	
4-Bromofluorobenzene (S)	86	%.	55-129		1		09/22/20 06:54	460-00-4	
Percent Moisture	Analytical Method: SM 2540G								
	Pace Analytical Services - Indianapolis								
Percent Moisture	**8.9**	%	0.10	0.10	1		09/22/20 11:45		N2

This report shall not be reproduced, except in full,
without the written consent of Pace Analytical Services, LLC.

Pace Analytical Services, LLC
7726 Moller Road
Indianapolis, IN 46268
(317)228-3100

ANALYTICAL RESULTS

Project: Amphenol IN AMP 18.02
Pace Project No.: 50267802

Sample: GP-42 SL (18.25-18.75) **Lab ID: 50267802030** Collected: 09/18/20 09:17 Received: 09/18/20 15:38 Matrix: Solid

Results reported on a "dry weight" basis and are adjusted for percent moisture, sample size and any dilutions.

Parameters	Results	Units	Report Limit	MDL	DF	Prepared	Analyzed	CAS No.	Qual
8260 MSV 5035A VOA	Analytical Method: EPA 8260								
	Pace Analytical Services - Indianapolis								
1,1-Dichloroethane	**1.5**	mg/kg	0.21	0.034	50		09/23/20 17:55	75-34-3	
1,2-Dichloroethane	ND	mg/kg	0.0042	0.00046	1		09/22/20 22:03	107-06-2	
cis-1,2-Dichloroethene	**0.00055J**	mg/kg	0.0042	0.00052	1		09/22/20 22:03	156-59-2	
trans-1,2-Dichloroethene	ND	mg/kg	0.0042	0.00076	1		09/22/20 22:03	156-60-5	
Methylene Chloride	**0.0018J**	mg/kg	0.017	0.00084	1		09/22/20 22:03	75-09-2	
Tetrachloroethene	ND	mg/kg	0.0042	0.00073	1		09/22/20 22:03	127-18-4	
1,1,1-Trichloroethane	**1.8**	mg/kg	0.21	0.025	50		09/23/20 17:55	71-55-6	
Trichloroethene	**0.049**	mg/kg	0.0042	0.00062	1		09/22/20 22:03	79-01-6	
Vinyl chloride	ND	mg/kg	0.0042	0.00037	1		09/22/20 22:03	75-01-4	
Surrogates									
Dibromofluoromethane (S)	114	%.	73-133		1		09/22/20 22:03	1868-53-7	
Toluene-d8 (S)	122	%.	73-130		1		09/22/20 22:03	2037-26-5	
4-Bromofluorobenzene (S)	68	%.	55-129		1		09/22/20 22:03	460-00-4	
Percent Moisture	Analytical Method: SM 2540G								
	Pace Analytical Services - Indianapolis								
Percent Moisture	**9.7**	%	0.10	0.10	1		09/22/20 11:45		N2

This report shall not be reproduced, except in full,
without the written consent of Pace Analytical Services, LLC.

Pace Analytical Services, LLC
7726 Moller Road
Indianapolis, IN 46268
(317)228-3100

ANALYTICAL RESULTS

Project: Amphenol IN AMP 18.02
Pace Project No.: 50267802

Sample: GP-42 SL (17.75-18.25) **Lab ID: 50267802031** Collected: 09/18/20 09:19 Received: 09/18/20 15:38 Matrix: Solid

Results reported on a "dry weight" basis and are adjusted for percent moisture, sample size and any dilutions.

Parameters	Results	Units	Report Limit	MDL	DF	Prepared	Analyzed	CAS No.	Qual
8260 MSV 5035A VOA	Analytical Method: EPA 8260								
	Pace Analytical Services - Indianapolis								
1,1-Dichloroethane	**0.0072**	mg/kg	0.0050	0.00037	1		09/22/20 08:07	75-34-3	
1,2-Dichloroethane	ND	mg/kg	0.0050	0.00040	1		09/22/20 08:07	107-06-2	
cis-1,2-Dichloroethene	ND	mg/kg	0.0050	0.00031	1		09/22/20 08:07	156-59-2	
trans-1,2-Dichloroethene	ND	mg/kg	0.0050	0.00023	1		09/22/20 08:07	156-60-5	
Methylene Chloride	ND	mg/kg	0.020	0.0024	1		09/22/20 08:07	75-09-2	
Tetrachloroethene	**0.0020J**	mg/kg	0.0050	0.00030	1		09/22/20 08:07	127-18-4	
1,1,1-Trichloroethane	**0.076**	mg/kg	0.0050	0.00022	1		09/22/20 08:07	71-55-6	
Trichloroethene	**0.066**	mg/kg	0.0050	0.00020	1		09/22/20 08:07	79-01-6	
Vinyl chloride	ND	mg/kg	0.0050	0.00018	1		09/22/20 08:07	75-01-4	
Surrogates									
Dibromofluoromethane (S)	99	%.	73-133		1		09/22/20 08:07	1868-53-7	
Toluene-d8 (S)	105	%.	73-130		1		09/22/20 08:07	2037-26-5	
4-Bromofluorobenzene (S)	91	%.	55-129		1		09/22/20 08:07	460-00-4	
Percent Moisture	Analytical Method: SM 2540G								
	Pace Analytical Services - Indianapolis								
Percent Moisture	**7.7**	%	0.10	0.10	1		09/22/20 11:45		N2

This report shall not be reproduced, except in full,
without the written consent of Pace Analytical Services, LLC.

Pace Analytical Services, LLC
7726 Moller Road
Indianapolis, IN 46268
(317)228-3100

ANALYTICAL RESULTS

Project: Amphenol IN AMP 18.02
Pace Project No.: 50267802

Sample: GP-42 SL (15.0-15.50) **Lab ID: 50267802032** Collected: 09/18/20 09:23 Received: 09/18/20 15:38 Matrix: Solid

Results reported on a "dry weight" basis and are adjusted for percent moisture, sample size and any dilutions.

Parameters	Results	Units	Report Limit	MDL	DF	Prepared	Analyzed	CAS No.	Qual
8260 MSV 5035A VOA	Analytical Method: EPA 8260								
	Pace Analytical Services - Indianapolis								
1,1-Dichloroethane	**0.0016J**	mg/kg	0.0051	0.00038	1		09/22/20 08:31	75-34-3	
1,2-Dichloroethane	ND	mg/kg	0.0051	0.00041	1		09/22/20 08:31	107-06-2	
cis-1,2-Dichloroethene	ND	mg/kg	0.0051	0.00032	1		09/22/20 08:31	156-59-2	
trans-1,2-Dichloroethene	ND	mg/kg	0.0051	0.00023	1		09/22/20 08:31	156-60-5	
Methylene Chloride	ND	mg/kg	0.020	0.0025	1		09/22/20 08:31	75-09-2	
Tetrachloroethene	**0.019**	mg/kg	0.0051	0.00031	1		09/22/20 08:31	127-18-4	
1,1,1-Trichloroethane	**0.030**	mg/kg	0.0051	0.00022	1		09/22/20 08:31	71-55-6	
Trichloroethene	**0.073**	mg/kg	0.0051	0.00020	1		09/22/20 08:31	79-01-6	
Vinyl chloride	ND	mg/kg	0.0051	0.00018	1		09/22/20 08:31	75-01-4	
Surrogates									
Dibromofluoromethane (S)	96	%.	73-133		1		09/22/20 08:31	1868-53-7	
Toluene-d8 (S)	103	%.	73-130		1		09/22/20 08:31	2037-26-5	
4-Bromofluorobenzene (S)	94	%.	55-129		1		09/22/20 08:31	460-00-4	
Percent Moisture	Analytical Method: SM 2540G								
	Pace Analytical Services - Indianapolis								
Percent Moisture	**7.1**	%	0.10	0.10	1		09/22/20 11:45		N2

This report shall not be reproduced, except in full,
without the written consent of Pace Analytical Services, LLC.

Pace Analytical Services, LLC
7726 Moller Road
Indianapolis, IN 46268
(317)228-3100

ANALYTICAL RESULTS

Project: Amphenol IN AMP 18.02
Pace Project No.: 50267802

Sample: GP-43 SL (14.50-15.00) **Lab ID: 50267802033** Collected: 09/18/20 09:34 Received: 09/18/20 15:38 Matrix: Solid

Results reported on a "dry weight" basis and are adjusted for percent moisture, sample size and any dilutions.

Parameters	Results	Units	Report Limit	MDL	DF	Prepared	Analyzed	CAS No.	Qual
8260 MSV 5035A VOA	Analytical Method: EPA 8260								
	Pace Analytical Services - Indianapolis								
1,1-Dichloroethane	**1.1**	mg/kg	0.24	0.038	50		09/24/20 05:27	75-34-3	
1,2-Dichloroethane	ND	mg/kg	0.0053	0.00079	1		09/22/20 20:02	107-06-2	
cis-1,2-Dichloroethene	**0.0026J**	mg/kg	0.0053	0.0011	1		09/22/20 20:02	156-59-2	
trans-1,2-Dichloroethene	ND	mg/kg	0.0053	0.00087	1		09/22/20 20:02	156-60-5	
Methylene Chloride	**0.0044J**	mg/kg	0.021	0.0025	1		09/22/20 20:02	75-09-2	
Tetrachloroethene	**0.0013J**	mg/kg	0.0053	0.00062	1		09/22/20 20:02	127-18-4	
1,1,1-Trichloroethane	**1.6**	mg/kg	0.24	0.028	50		09/24/20 05:27	71-55-6	
Trichloroethene	**0.30**	mg/kg	0.0053	0.0010	1		09/22/20 20:02	79-01-6	
Vinyl chloride	ND	mg/kg	0.0053	0.00030	1		09/22/20 20:02	75-01-4	
Surrogates									
Dibromofluoromethane (S)	108	%.	73-133		1		09/22/20 20:02	1868-53-7	
Toluene-d8 (S)	120	%.	73-130		1		09/22/20 20:02	2037-26-5	
4-Bromofluorobenzene (S)	65	%.	55-129		1		09/22/20 20:02	460-00-4	
Percent Moisture	Analytical Method: SM 2540G								
	Pace Analytical Services - Indianapolis								
Percent Moisture	**4.9**	%	0.10	0.10	1		09/22/20 11:45		N2

This report shall not be reproduced, except in full,
without the written consent of Pace Analytical Services, LLC.

Pace Analytical Services, LLC
7726 Moller Road
Indianapolis, IN 46268
(317)228-3100

ANALYTICAL RESULTS

Project: Amphenol IN AMP 18.02
Pace Project No.: 50267802

Sample: GP-43 SL (14.00-14.50) **Lab ID: 50267802034** Collected: 09/18/20 09:36 Received: 09/18/20 15:38 Matrix: Solid

Results reported on a "dry weight" basis and are adjusted for percent moisture, sample size and any dilutions.

Parameters	Results	Units	Report Limit	MDL	DF	Prepared	Analyzed	CAS No.	Qual
8260 MSV 5035A VOA	Analytical Method: EPA 8260								
	Pace Analytical Services - Indianapolis								
1,1-Dichloroethane	ND	mg/kg	0.0046	0.00059	1		09/22/20 20:37	75-34-3	
1,2-Dichloroethane	ND	mg/kg	0.0046	0.00070	1		09/22/20 20:37	107-06-2	
cis-1,2-Dichloroethene	ND	mg/kg	0.0046	0.00094	1		09/22/20 20:37	156-59-2	
trans-1,2-Dichloroethene	ND	mg/kg	0.0046	0.00077	1		09/22/20 20:37	156-60-5	
Methylene Chloride	ND	mg/kg	0.019	0.0022	1		09/22/20 20:37	75-09-2	
Tetrachloroethene	**0.045**	mg/kg	0.0046	0.00055	1		09/22/20 20:37	127-18-4	
1,1,1-Trichloroethane	**0.037**	mg/kg	0.0046	0.00055	1		09/22/20 20:37	71-55-6	
Trichloroethene	**0.11**	mg/kg	0.0046	0.00089	1		09/22/20 20:37	79-01-6	
Vinyl chloride	ND	mg/kg	0.0046	0.00027	1		09/22/20 20:37	75-01-4	
Surrogates									
Dibromofluoromethane (S)	107	%.	73-133		1		09/22/20 20:37	1868-53-7	
Toluene-d8 (S)	112	%.	73-130		1		09/22/20 20:37	2037-26-5	
4-Bromofluorobenzene (S)	71	%.	55-129		1		09/22/20 20:37	460-00-4	
Percent Moisture	Analytical Method: SM 2540G								
	Pace Analytical Services - Indianapolis								
Percent Moisture	**7.3**	%	0.10	0.10	1		09/22/20 11:45		N2

This report shall not be reproduced, except in full,
without the written consent of Pace Analytical Services, LLC.

Pace Analytical Services, LLC
7726 Moller Road
Indianapolis, IN 46268
(317)228-3100

ANALYTICAL RESULTS

Project: Amphenol IN AMP 18.02
Pace Project No.: 50267802

Sample: GP-43 SL (13.00-13.50) **Lab ID: 50267802035** Collected: 09/18/20 09:38 Received: 09/18/20 15:38 Matrix: Solid

Results reported on a "dry weight" basis and are adjusted for percent moisture, sample size and any dilutions.

Parameters	Results	Units	Report Limit	MDL	DF	Prepared	Analyzed	CAS No.	Qual
8260 MSV 5035A VOA	Analytical Method: EPA 8260								
	Pace Analytical Services - Indianapolis								
1,1-Dichloroethane	ND	mg/kg	0.0053	0.00068	1		09/22/20 21:12	75-34-3	
1,2-Dichloroethane	ND	mg/kg	0.0053	0.00081	1		09/22/20 21:12	107-06-2	
cis-1,2-Dichloroethene	ND	mg/kg	0.0053	0.0011	1		09/22/20 21:12	156-59-2	
trans-1,2-Dichloroethene	ND	mg/kg	0.0053	0.00088	1		09/22/20 21:12	156-60-5	
Methylene Chloride	**0.0054J**	mg/kg	0.021	0.0025	1		09/22/20 21:12	75-09-2	
Tetrachloroethene	**0.011**	mg/kg	0.0053	0.00063	1		09/22/20 21:12	127-18-4	
1,1,1-Trichloroethane	**0.0063**	mg/kg	0.0053	0.00063	1		09/22/20 21:12	71-55-6	
Trichloroethene	**0.019**	mg/kg	0.0053	0.0010	1		09/22/20 21:12	79-01-6	
Vinyl chloride	ND	mg/kg	0.0053	0.00031	1		09/22/20 21:12	75-01-4	
Surrogates									
Dibromofluoromethane (S)	104	%.	73-133		1		09/22/20 21:12	1868-53-7	
Toluene-d8 (S)	100	%.	73-130		1		09/22/20 21:12	2037-26-5	
4-Bromofluorobenzene (S)	83	%.	55-129		1		09/22/20 21:12	460-00-4	
Percent Moisture	Analytical Method: SM 2540G								
	Pace Analytical Services - Indianapolis								
Percent Moisture	**5.0**	%	0.10	0.10	1		09/22/20 11:45		N2

This report shall not be reproduced, except in full,
without the written consent of Pace Analytical Services, LLC.

Pace Analytical Services, LLC
7726 Moller Road
Indianapolis, IN 46268
(317)228-3100

ANALYTICAL RESULTS

Project: Amphenol IN AMP 18.02
Pace Project No.: 50267802

Sample: GP-43 SL (13.50-14.00) **Lab ID: 50267802036** Collected: 09/18/20 09:40 Received: 09/18/20 15:38 Matrix: Solid

Results reported on a "dry weight" basis and are adjusted for percent moisture, sample size and any dilutions.

Parameters	Results	Units	Report Limit	MDL	DF	Prepared	Analyzed	CAS No.	Qual
8260 MSV 5035A VOA	Analytical Method: EPA 8260								
	Pace Analytical Services - Indianapolis								
1,1-Dichloroethane	ND	mg/kg	0.0050	0.00064	1		09/22/20 21:46	75-34-3	
1,2-Dichloroethane	ND	mg/kg	0.0050	0.00076	1		09/22/20 21:46	107-06-2	
cis-1,2-Dichloroethene	ND	mg/kg	0.0050	0.0010	1		09/22/20 21:46	156-59-2	
trans-1,2-Dichloroethene	ND	mg/kg	0.0050	0.00083	1		09/22/20 21:46	156-60-5	
Methylene Chloride	**0.0037J**	mg/kg	0.020	0.0024	1		09/22/20 21:46	75-09-2	
Tetrachloroethene	**0.020**	mg/kg	0.0050	0.00059	1		09/22/20 21:46	127-18-4	
1,1,1-Trichloroethane	**0.011**	mg/kg	0.0050	0.00060	1		09/22/20 21:46	71-55-6	
Trichloroethene	**0.035**	mg/kg	0.0050	0.00097	1		09/22/20 21:46	79-01-6	
Vinyl chloride	ND	mg/kg	0.0050	0.00029	1		09/22/20 21:46	75-01-4	
Surrogates									
Dibromofluoromethane (S)	106	%.	73-133		1		09/22/20 21:46	1868-53-7	
Toluene-d8 (S)	102	%.	73-130		1		09/22/20 21:46	2037-26-5	
4-Bromofluorobenzene (S)	78	%.	55-129		1		09/22/20 21:46	460-00-4	
Percent Moisture	Analytical Method: SM 2540G								
	Pace Analytical Services - Indianapolis								
Percent Moisture	**3.7**	%	0.10	0.10	1		09/22/20 11:46		N2

This report shall not be reproduced, except in full,
without the written consent of Pace Analytical Services, LLC.

Pace Analytical Services, LLC
7726 Moller Road
Indianapolis, IN 46268
(317)228-3100

ANALYTICAL RESULTS

Project: Amphenol IN AMP 18.02
Pace Project No.: 50267802

Sample: GP-44 SL (13.75-14.25) **Lab ID: 50267802037** Collected: 09/18/20 10:05 Received: 09/18/20 15:38 Matrix: Solid

Results reported on a "dry weight" basis and are adjusted for percent moisture, sample size and any dilutions.

Parameters	Results	Units	Report Limit	MDL	DF	Prepared	Analyzed	CAS No.	Qual
8260 MSV 5035A VOA	Analytical Method: EPA 8260								
	Pace Analytical Services - Indianapolis								
1,1-Dichloroethane	ND	mg/kg	0.0044	0.00056	1		09/22/20 22:21	75-34-3	
1,2-Dichloroethane	ND	mg/kg	0.0044	0.00067	1		09/22/20 22:21	107-06-2	
cis-1,2-Dichloroethene	ND	mg/kg	0.0044	0.00089	1		09/22/20 22:21	156-59-2	
trans-1,2-Dichloroethene	ND	mg/kg	0.0044	0.00073	1		09/22/20 22:21	156-60-5	
Methylene Chloride	**0.0029J**	mg/kg	0.018	0.0021	1		09/22/20 22:21	75-09-2	
Tetrachloroethene	ND	mg/kg	0.0044	0.00052	1		09/22/20 22:21	127-18-4	
1,1,1-Trichloroethane	ND	mg/kg	0.0044	0.00052	1		09/22/20 22:21	71-55-6	
Trichloroethene	ND	mg/kg	0.0044	0.00085	1		09/22/20 22:21	79-01-6	
Vinyl chloride	ND	mg/kg	0.0044	0.00025	1		09/22/20 22:21	75-01-4	
Surrogates									
Dibromofluoromethane (S)	100	%.	73-133		1		09/22/20 22:21	1868-53-7	
Toluene-d8 (S)	98	%.	73-130		1		09/22/20 22:21	2037-26-5	
4-Bromofluorobenzene (S)	85	%.	55-129		1		09/22/20 22:21	460-00-4	
Percent Moisture	Analytical Method: SM 2540G								
	Pace Analytical Services - Indianapolis								
Percent Moisture	**11.9**	%	0.10	0.10	1		09/22/20 11:46		N2

This report shall not be reproduced, except in full,
without the written consent of Pace Analytical Services, LLC.

Pace Analytical Services, LLC
7726 Moller Road
Indianapolis, IN 46268
(317)228-3100

ANALYTICAL RESULTS

Project: Amphenol IN AMP 18.02
Pace Project No.: 50267802

Sample: GP-44 SL (17.25-17.75) **Lab ID: 50267802038** Collected: 09/18/20 10:07 Received: 09/18/20 15:38 Matrix: Solid

Results reported on a "dry weight" basis and are adjusted for percent moisture, sample size and any dilutions.

Parameters	Results	Units	Report Limit	MDL	DF	Prepared	Analyzed	CAS No.	Qual
8260 MSV 5035A VOA	Analytical Method: EPA 8260								
	Pace Analytical Services - Indianapolis								
1,1-Dichloroethane	ND	mg/kg	0.0042	0.00053	1		09/22/20 22:55	75-34-3	
1,2-Dichloroethane	ND	mg/kg	0.0042	0.00063	1		09/22/20 22:55	107-06-2	
cis-1,2-Dichloroethene	ND	mg/kg	0.0042	0.00085	1		09/22/20 22:55	156-59-2	
trans-1,2-Dichloroethene	ND	mg/kg	0.0042	0.00069	1		09/22/20 22:55	156-60-5	
Methylene Chloride	ND	mg/kg	0.017	0.0020	1		09/22/20 22:55	75-09-2	
Tetrachloroethene	ND	mg/kg	0.0042	0.00049	1		09/22/20 22:55	127-18-4	
1,1,1-Trichloroethane	ND	mg/kg	0.0042	0.00050	1		09/22/20 22:55	71-55-6	
Trichloroethene	ND	mg/kg	0.0042	0.00080	1		09/22/20 22:55	79-01-6	
Vinyl chloride	ND	mg/kg	0.0042	0.00024	1		09/22/20 22:55	75-01-4	
Surrogates									
Dibromofluoromethane (S)	107	%.	73-133		1		09/22/20 22:55	1868-53-7	
Toluene-d8 (S)	121	%.	73-130		1		09/22/20 22:55	2037-26-5	
4-Bromofluorobenzene (S)	69	%.	55-129		1		09/22/20 22:55	460-00-4	
Percent Moisture	Analytical Method: SM 2540G								
	Pace Analytical Services - Indianapolis								
Percent Moisture	**6.7**	%	0.10	0.10	1		09/22/20 11:46		N2

This report shall not be reproduced, except in full,
without the written consent of Pace Analytical Services, LLC.

Pace Analytical Services, LLC
7726 Moller Road
Indianapolis, IN 46268
(317)228-3100

ANALYTICAL RESULTS

Project: Amphenol IN AMP 18.02
Pace Project No.: 50267802

Sample: GP-44 SL (16.75-17.25) **Lab ID: 50267802039** Collected: 09/18/20 10:10 Received: 09/18/20 15:38 Matrix: Solid

Results reported on a "dry weight" basis and are adjusted for percent moisture, sample size and any dilutions.

Parameters	Results	Units	Report Limit	MDL	DF	Prepared	Analyzed	CAS No.	Qual
8260 MSV 5035A VOA	Analytical Method: EPA 8260								
	Pace Analytical Services - Indianapolis								
1,1-Dichloroethane	ND	mg/kg	0.0044	0.00056	1		09/22/20 23:30	75-34-3	
1,2-Dichloroethane	ND	mg/kg	0.0044	0.00067	1		09/22/20 23:30	107-06-2	
cis-1,2-Dichloroethene	ND	mg/kg	0.0044	0.00090	1		09/22/20 23:30	156-59-2	
trans-1,2-Dichloroethene	ND	mg/kg	0.0044	0.00073	1		09/22/20 23:30	156-60-5	
Methylene Chloride	ND	mg/kg	0.018	0.0021	1		09/22/20 23:30	75-09-2	
Tetrachloroethene	ND	mg/kg	0.0044	0.00052	1		09/22/20 23:30	127-18-4	
1,1,1-Trichloroethane	ND	mg/kg	0.0044	0.00052	1		09/22/20 23:30	71-55-6	
Trichloroethene	ND	mg/kg	0.0044	0.00085	1		09/22/20 23:30	79-01-6	
Vinyl chloride	ND	mg/kg	0.0044	0.00025	1		09/22/20 23:30	75-01-4	
Surrogates									
Dibromofluoromethane (S)	105	%.	73-133		1		09/22/20 23:30	1868-53-7	
Toluene-d8 (S)	105	%.	73-130		1		09/22/20 23:30	2037-26-5	
4-Bromofluorobenzene (S)	76	%.	55-129		1		09/22/20 23:30	460-00-4	
Percent Moisture	Analytical Method: SM 2540G								
	Pace Analytical Services - Indianapolis								
Percent Moisture	**8.1**	%	0.10	0.10	1		09/22/20 11:46		N2

This report shall not be reproduced, except in full,
without the written consent of Pace Analytical Services, LLC.

Pace Analytical Services, LLC
7726 Moller Road
Indianapolis, IN 46268
(317)228-3100

ANALYTICAL RESULTS

Project: Amphenol IN AMP 18.02
Pace Project No.: 50267802

Sample: GP-44 SL (16.00-16.50) **Lab ID: 50267802040** Collected: 09/18/20 10:13 Received: 09/18/20 15:38 Matrix: Solid

Results reported on a "dry weight" basis and are adjusted for percent moisture, sample size and any dilutions.

Parameters	Results	Units	Report Limit	MDL	DF	Prepared	Analyzed	CAS No.	Qual
8260 MSV 5035A VOA	Analytical Method: EPA 8260								
	Pace Analytical Services - Indianapolis								
1,1-Dichloroethane	ND	mg/kg	0.0050	0.00063	1		09/23/20 00:05	75-34-3	
1,2-Dichloroethane	ND	mg/kg	0.0050	0.00075	1		09/23/20 00:05	107-06-2	
cis-1,2-Dichloroethene	ND	mg/kg	0.0050	0.0010	1		09/23/20 00:05	156-59-2	
trans-1,2-Dichloroethene	ND	mg/kg	0.0050	0.00082	1		09/23/20 00:05	156-60-5	
Methylene Chloride	ND	mg/kg	0.020	0.0023	1		09/23/20 00:05	75-09-2	
Tetrachloroethene	ND	mg/kg	0.0050	0.00059	1		09/23/20 00:05	127-18-4	
1,1,1-Trichloroethane	**0.0010J**	mg/kg	0.0050	0.00059	1		09/23/20 00:05	71-55-6	
Trichloroethene	ND	mg/kg	0.0050	0.00095	1		09/23/20 00:05	79-01-6	
Vinyl chloride	ND	mg/kg	0.0050	0.00028	1		09/23/20 00:05	75-01-4	
Surrogates									
Dibromofluoromethane (S)	103	%.	73-133		1		09/23/20 00:05	1868-53-7	
Toluene-d8 (S)	104	%.	73-130		1		09/23/20 00:05	2037-26-5	
4-Bromofluorobenzene (S)	78	%.	55-129		1		09/23/20 00:05	460-00-4	
Percent Moisture	Analytical Method: SM 2540G								
	Pace Analytical Services - Indianapolis								
Percent Moisture	**14.1**	%	0.10	0.10	1		09/22/20 11:46		N2

This report shall not be reproduced, except in full,
without the written consent of Pace Analytical Services, LLC.

Pace Analytical Services, LLC
7726 Moller Road
Indianapolis, IN 46268
(317)228-3100

ANALYTICAL RESULTS

Project: Amphenol IN AMP 18.02
Pace Project No.: 50267802

Sample: FD-4 SL **Lab ID: 50267802041** Collected: 09/17/20 08:00 Received: 09/18/20 15:38 Matrix: Solid

Results reported on a "dry weight" basis and are adjusted for percent moisture, sample size and any dilutions.

Parameters	Results	Units	Report Limit	MDL	DF	Prepared	Analyzed	CAS No.	Qual
8260 MSV 5035A VOA	Analytical Method: EPA 8260								
	Pace Analytical Services - Indianapolis								
1,1-Dichloroethane	**0.0097**	mg/kg	0.0040	0.00051	1		09/23/20 05:52	75-34-3	
1,2-Dichloroethane	ND	mg/kg	0.0040	0.00061	1		09/23/20 05:52	107-06-2	
cis-1,2-Dichloroethene	**0.0021J**	mg/kg	0.0040	0.00082	1		09/23/20 05:52	156-59-2	
trans-1,2-Dichloroethene	ND	mg/kg	0.0040	0.00067	1		09/23/20 05:52	156-60-5	
Methylene Chloride	ND	mg/kg	0.016	0.0019	1		09/23/20 05:52	75-09-2	
Tetrachloroethene	**0.10**	mg/kg	0.0040	0.00048	1		09/23/20 05:52	127-18-4	
1,1,1-Trichloroethane	**0.00072J**	mg/kg	0.0040	0.00048	1		09/23/20 05:52	71-55-6	
Trichloroethene	**8.3**	mg/kg	0.38	0.057	100		09/24/20 06:36	79-01-6	
Vinyl chloride	ND	mg/kg	0.0040	0.00023	1		09/23/20 05:52	75-01-4	
Surrogates									
Dibromofluoromethane (S)	100	%.	73-133		1		09/23/20 05:52	1868-53-7	
Toluene-d8 (S)	120	%.	73-130		1		09/23/20 05:52	2037-26-5	
4-Bromofluorobenzene (S)	66	%.	55-129		1		09/23/20 05:52	460-00-4	
Percent Moisture	Analytical Method: SM 2540G								
	Pace Analytical Services - Indianapolis								
Percent Moisture	**8.0**	%	0.10	0.10	1		09/22/20 11:46		N2

This report shall not be reproduced, except in full,
without the written consent of Pace Analytical Services, LLC.

Pace Analytical Services, LLC
7726 Moller Road
Indianapolis, IN 46268
(317)228-3100

ANALYTICAL RESULTS

Project: Amphenol IN AMP 18.02
Pace Project No.: 50267802

Sample: FD-5 SL **Lab ID: 50267802042** Collected: 09/17/20 08:00 Received: 09/18/20 15:38 Matrix: Solid

Results reported on a "dry weight" basis and are adjusted for percent moisture, sample size and any dilutions.

Parameters	Results	Units	Report Limit	MDL	DF	Prepared	Analyzed	CAS No.	Qual
8260 MSV 5035A VOA	Analytical Method: EPA 8260								
	Pace Analytical Services - Indianapolis								
1,1-Dichloroethane	ND	mg/kg	0.0050	0.00080	1		09/22/20 22:38	75-34-3	
1,2-Dichloroethane	ND	mg/kg	0.0050	0.00054	1		09/22/20 22:38	107-06-2	
cis-1,2-Dichloroethene	ND	mg/kg	0.0050	0.00062	1		09/22/20 22:38	156-59-2	
trans-1,2-Dichloroethene	ND	mg/kg	0.0050	0.00090	1		09/22/20 22:38	156-60-5	
Methylene Chloride	**0.0012J**	mg/kg	0.020	0.0010	1		09/22/20 22:38	75-09-2	
Tetrachloroethene	**0.012**	mg/kg	0.0050	0.00086	1		09/22/20 22:38	127-18-4	
1,1,1-Trichloroethane	ND	mg/kg	0.0050	0.00059	1		09/22/20 22:38	71-55-6	
Trichloroethene	ND	mg/kg	0.0050	0.00074	1		09/22/20 22:38	79-01-6	
Vinyl chloride	ND	mg/kg	0.0050	0.00044	1		09/22/20 22:38	75-01-4	
Surrogates									
Dibromofluoromethane (S)	105	%.	73-133		1		09/22/20 22:38	1868-53-7	
Toluene-d8 (S)	99	%.	73-130		1		09/22/20 22:38	2037-26-5	
4-Bromofluorobenzene (S)	83	%.	55-129		1		09/22/20 22:38	460-00-4	
Percent Moisture	Analytical Method: SM 2540G								
	Pace Analytical Services - Indianapolis								
Percent Moisture	**7.2**	%	0.10	0.10	1		09/22/20 11:46		N2

This report shall not be reproduced, except in full,
without the written consent of Pace Analytical Services, LLC.

Pace Analytical Services, LLC
7726 Moller Road
Indianapolis, IN 46268
(317)228-3100

ANALYTICAL RESULTS

Project: Amphenol IN AMP 18.02
Pace Project No.: 50267802

Sample: FD-6 SL **Lab ID: 50267802043** Collected: 09/18/20 08:00 Received: 09/18/20 15:38 Matrix: Solid

Results reported on a "dry weight" basis and are adjusted for percent moisture, sample size and any dilutions.

Parameters	Results	Units	Report Limit	MDL	DF	Prepared	Analyzed	CAS No.	Qual
8260 MSV 5035A VOA	Analytical Method: EPA 8260								
	Pace Analytical Services - Indianapolis								
1,1-Dichloroethane	ND	mg/kg	0.0047	0.00075	1		09/22/20 23:13	75-34-3	
1,2-Dichloroethane	ND	mg/kg	0.0047	0.00051	1		09/22/20 23:13	107-06-2	
cis-1,2-Dichloroethene	ND	mg/kg	0.0047	0.00058	1		09/22/20 23:13	156-59-2	
trans-1,2-Dichloroethene	ND	mg/kg	0.0047	0.00084	1		09/22/20 23:13	156-60-5	
Methylene Chloride	ND	mg/kg	0.019	0.00094	1		09/22/20 23:13	75-09-2	
Tetrachloroethene	**0.058**	mg/kg	0.0047	0.00081	1		09/22/20 23:13	127-18-4	
1,1,1-Trichloroethane	**0.026**	mg/kg	0.0047	0.00055	1		09/22/20 23:13	71-55-6	
Trichloroethene	**0.058**	mg/kg	0.0047	0.00069	1		09/22/20 23:13	79-01-6	
Vinyl chloride	ND	mg/kg	0.0047	0.00041	1		09/22/20 23:13	75-01-4	
Surrogates									
Dibromofluoromethane (S)	104	%.	73-133		1		09/22/20 23:13	1868-53-7	
Toluene-d8 (S)	103	%.	73-130		1		09/22/20 23:13	2037-26-5	
4-Bromofluorobenzene (S)	77	%.	55-129		1		09/22/20 23:13	460-00-4	
Percent Moisture	Analytical Method: SM 2540G								
	Pace Analytical Services - Indianapolis								
Percent Moisture	**9.8**	%	0.10	0.10	1		09/22/20 11:46		N2

This report shall not be reproduced, except in full,
without the written consent of Pace Analytical Services, LLC.

Pace Analytical Services, LLC
7726 Moller Road
Indianapolis, IN 46268
(317)228-3100

ANALYTICAL RESULTS

Project: Amphenol IN AMP 18.02
Pace Project No.: 50267802

Sample: EB-2 WT **Lab ID: 50267802044** Collected: 09/17/20 15:52 Received: 09/18/20 15:38 Matrix: Water

Parameters	Results	Units	Report Limit	MDL	DF	Prepared	Analyzed	CAS No.	Qual
8260/5030 MSV	Analytical Method: EPA 8260								
	Pace Analytical Services - Indianapolis								
1,1-Dichloroethane	ND	ug/L	5.0	0.26	1		09/22/20 03:39	75-34-3	
1,2-Dichloroethane	ND	ug/L	5.0	0.27	1		09/22/20 03:39	107-06-2	
cis-1,2-Dichloroethene	ND	ug/L	5.0	0.16	1		09/22/20 03:39	156-59-2	
trans-1,2-Dichloroethene	ND	ug/L	5.0	0.23	1		09/22/20 03:39	156-60-5	
Methylene Chloride	ND	ug/L	5.0	2.4	1		09/22/20 03:39	75-09-2	L1
Tetrachloroethene	ND	ug/L	5.0	0.22	1		09/22/20 03:39	127-18-4	
1,1,1-Trichloroethane	ND	ug/L	5.0	0.25	1		09/22/20 03:39	71-55-6	
Trichloroethene	ND	ug/L	5.0	0.26	1		09/22/20 03:39	79-01-6	
Vinyl chloride	ND	ug/L	2.0	0.13	1		09/22/20 03:39	75-01-4	L1
Surrogates									
Dibromofluoromethane (S)	93	%.	75-120		1		09/22/20 03:39	1868-53-7	
4-Bromofluorobenzene (S)	102	%.	85-116		1		09/22/20 03:39	460-00-4	
Toluene-d8 (S)	101	%.	83-111		1		09/22/20 03:39	2037-26-5	

This report shall not be reproduced, except in full,
without the written consent of Pace Analytical Services, LLC.

Pace Analytical Services, LLC
7726 Moller Road
Indianapolis, IN 46268
(317)228-3100

ANALYTICAL RESULTS

Project: Amphenol IN AMP 18.02
Pace Project No.: 50267802

Sample: TB-2 WT **Lab ID: 50267802045** Collected: 09/17/20 15:55 Received: 09/18/20 15:38 Matrix: Water

Parameters	Results	Units	Report Limit	MDL	DF	Prepared	Analyzed	CAS No.	Qual
8260/5030 MSV	Analytical Method: EPA 8260								
	Pace Analytical Services - Indianapolis								
1,1-Dichloroethane	ND	ug/L	5.0	0.26	1		09/22/20 04:04	75-34-3	
1,2-Dichloroethane	ND	ug/L	5.0	0.27	1		09/22/20 04:04	107-06-2	
cis-1,2-Dichloroethene	ND	ug/L	5.0	0.16	1		09/22/20 04:04	156-59-2	
trans-1,2-Dichloroethene	ND	ug/L	5.0	0.23	1		09/22/20 04:04	156-60-5	
Methylene Chloride	ND	ug/L	5.0	2.4	1		09/22/20 04:04	75-09-2	L1
Tetrachloroethene	ND	ug/L	5.0	0.22	1		09/22/20 04:04	127-18-4	
1,1,1-Trichloroethane	ND	ug/L	5.0	0.25	1		09/22/20 04:04	71-55-6	
Trichloroethene	ND	ug/L	5.0	0.26	1		09/22/20 04:04	79-01-6	
Vinyl chloride	ND	ug/L	2.0	0.13	1		09/22/20 04:04	75-01-4	L1
Surrogates									
Dibromofluoromethane (S)	100	%.	75-120		1		09/22/20 04:04	1868-53-7	
4-Bromofluorobenzene (S)	97	%.	85-116		1		09/22/20 04:04	460-00-4	
Toluene-d8 (S)	98	%.	83-111		1		09/22/20 04:04	2037-26-5	

This report shall not be reproduced, except in full,
without the written consent of Pace Analytical Services, LLC.

Pace Analytical Services, LLC
7726 Moller Road
Indianapolis, IN 46268
(317)228-3100

QUALITY CONTROL DATA

Project: Amphenol IN AMP 18.02
Pace Project No.: 50267802

QC Batch: 582703
QC Batch Method: EPA 8260
Analysis Method: EPA 8260
Analysis Description: 8260 MSV
Laboratory: Pace Analytical Services - Indianapolis
Associated Lab Samples: 50267802044, 50267802045

METHOD BLANK: 2688020
Matrix: Water
Associated Lab Samples: 50267802044, 50267802045

Parameter	Units	Blank Result	Reporting Limit	MDL	Analyzed	Qualifiers
1,1,1-Trichloroethane	ug/L	ND	5.0	0.25	09/21/20 22:47	
1,1-Dichloroethane	ug/L	ND	5.0	0.26	09/21/20 22:47	
1,2-Dichloroethane	ug/L	ND	5.0	0.27	09/21/20 22:47	
cis-1,2-Dichloroethene	ug/L	ND	5.0	0.16	09/21/20 22:47	
Methylene Chloride	ug/L	ND	5.0	2.4	09/21/20 22:47	
Tetrachloroethene	ug/L	ND	5.0	0.22	09/21/20 22:47	
trans-1,2-Dichloroethene	ug/L	ND	5.0	0.23	09/21/20 22:47	
Trichloroethene	ug/L	ND	5.0	0.26	09/21/20 22:47	
Vinyl chloride	ug/L	ND	2.0	0.13	09/21/20 22:47	
4-Bromofluorobenzene (S)	%.	101	85-116		09/21/20 22:47	
Dibromofluoromethane (S)	%.	97	75-120		09/21/20 22:47	
Toluene-d8 (S)	%.	99	83-111		09/21/20 22:47	

LABORATORY CONTROL SAMPLE: 2688021

Parameter	Units	Spike Conc.	LCS Result	LCS % Rec	% Rec Limits	Qualifiers
1,1,1-Trichloroethane	ug/L	50	53.3	107	78-130	
1,1-Dichloroethane	ug/L	50	51.6	103	77-123	
1,2-Dichloroethane	ug/L	50	49.5	99	66-127	
cis-1,2-Dichloroethene	ug/L	50	50.7	101	76-120	
Methylene Chloride	ug/L	50	83.0	166	68-126	L1
Tetrachloroethene	ug/L	50	51.5	103	70-123	
trans-1,2-Dichloroethene	ug/L	50	51.9	104	79-126	
Trichloroethene	ug/L	50	51.8	104	78-120	
Vinyl chloride	ug/L	50	76.7	153	55-122	L1
4-Bromofluorobenzene (S)	%.			104	85-116	
Dibromofluoromethane (S)	%.			101	75-120	
Toluene-d8 (S)	%.			98	83-111	

Results presented on this page are in the units indicated by the "Units" column except where an alternate unit is presented to the right of the result.

This report shall not be reproduced, except in full,
without the written consent of Pace Analytical Services, LLC.

Pace Analytical Services, LLC
7726 Moller Road
Indianapolis, IN 46268
(317)228-3100

QUALITY CONTROL DATA

Project: Amphenol IN AMP 18.02
Pace Project No.: 50267802

QC Batch: 582678
QC Batch Method: EPA 8260
Analysis Method: EPA 8260
Analysis Description: 8260 MSV 5035A Volatile Organics
Laboratory: Pace Analytical Services - Indianapolis
Associated Lab Samples: 50267802001

METHOD BLANK: 2687945
Matrix: Solid
Associated Lab Samples: 50267802001

Parameter	Units	Blank Result	Reporting Limit	MDL	Analyzed	Qualifiers
1,1,1-Trichloroethane	mg/kg	ND	0.0050	0.00059	09/21/20 13:21	
1,1-Dichloroethane	mg/kg	ND	0.0050	0.00080	09/21/20 13:21	
1,2-Dichloroethane	mg/kg	ND	0.0050	0.00054	09/21/20 13:21	
cis-1,2-Dichloroethene	mg/kg	ND	0.0050	0.00062	09/21/20 13:21	
Methylene Chloride	mg/kg	ND	0.020	0.0010	09/21/20 13:21	
Tetrachloroethene	mg/kg	ND	0.0050	0.00086	09/21/20 13:21	
trans-1,2-Dichloroethene	mg/kg	ND	0.0050	0.00090	09/21/20 13:21	
Trichloroethene	mg/kg	ND	0.0050	0.00074	09/21/20 13:21	
Vinyl chloride	mg/kg	ND	0.0050	0.00044	09/21/20 13:21	
4-Bromofluorobenzene (S)	%.	89	55-129		09/21/20 13:21	
Dibromofluoromethane (S)	%.	99	73-133		09/21/20 13:21	
Toluene-d8 (S)	%.	95	73-130		09/21/20 13:21	

LABORATORY CONTROL SAMPLE: 2687946

Parameter	Units	Spike Conc.	LCS Result	LCS % Rec	% Rec Limits	Qualifiers
1,1,1-Trichloroethane	mg/kg	0.05	0.046	92	72-132	
1,1-Dichloroethane	mg/kg	0.05	0.047	94	73-122	
1,2-Dichloroethane	mg/kg	0.05	0.044	89	67-129	
cis-1,2-Dichloroethene	mg/kg	0.05	0.048	95	73-117	
Methylene Chloride	mg/kg	0.05	0.047	95	62-137	
Tetrachloroethene	mg/kg	0.05	0.049	98	59-119	
trans-1,2-Dichloroethene	mg/kg	0.05	0.052	104	71-125	
Trichloroethene	mg/kg	0.05	0.045	90	68-118	
Vinyl chloride	mg/kg	0.05	0.042	84	49-125	
4-Bromofluorobenzene (S)	%.			89	55-129	
Dibromofluoromethane (S)	%.			93	73-133	
Toluene-d8 (S)	%.			97	73-130	

Results presented on this page are in the units indicated by the "Units" column except where an alternate unit is presented to the right of the result.

This report shall not be reproduced, except in full,
without the written consent of Pace Analytical Services, LLC.

Pace Analytical Services, LLC
7726 Moller Road
Indianapolis, IN 46268
(317)228-3100

QUALITY CONTROL DATA

Project: Amphenol IN AMP 18.02
Pace Project No.: 50267802

QC Batch: 582683
QC Batch Method: EPA 8260
Analysis Method: EPA 8260
Analysis Description: 8260 MSV 5035A Volatile Organics
Laboratory: Pace Analytical Services - Indianapolis
Associated Lab Samples: 50267802016

METHOD BLANK: 2687951
Matrix: Solid
Associated Lab Samples: 50267802016

Parameter	Units	Blank Result	Reporting Limit	MDL	Analyzed	Qualifiers
1,1,1-Trichloroethane	mg/kg	ND	0.0050	0.00059	09/21/20 13:04	
1,1-Dichloroethane	mg/kg	ND	0.0050	0.00063	09/21/20 13:04	
1,2-Dichloroethane	mg/kg	ND	0.0050	0.00075	09/21/20 13:04	
cis-1,2-Dichloroethene	mg/kg	ND	0.0050	0.0010	09/21/20 13:04	
Methylene Chloride	mg/kg	ND	0.020	0.0024	09/21/20 13:04	
Tetrachloroethene	mg/kg	ND	0.0050	0.00059	09/21/20 13:04	
trans-1,2-Dichloroethene	mg/kg	ND	0.0050	0.00082	09/21/20 13:04	
Trichloroethene	mg/kg	ND	0.0050	0.00096	09/21/20 13:04	
Vinyl chloride	mg/kg	ND	0.0050	0.00029	09/21/20 13:04	
4-Bromofluorobenzene (S)	%.	89	55-129		09/21/20 13:04	
Dibromofluoromethane (S)	%.	100	73-133		09/21/20 13:04	
Toluene-d8 (S)	%.	93	73-130		09/21/20 13:04	

LABORATORY CONTROL SAMPLE: 2687952

Parameter	Units	Spike Conc.	LCS Result	LCS % Rec	% Rec Limits	Qualifiers
1,1,1-Trichloroethane	mg/kg	0.05	0.048	96	72-132	
1,1-Dichloroethane	mg/kg	0.05	0.052	104	73-122	
1,2-Dichloroethane	mg/kg	0.05	0.048	96	67-129	
cis-1,2-Dichloroethene	mg/kg	0.05	0.052	104	73-117	
Methylene Chloride	mg/kg	0.05	0.051	101	62-137	
Tetrachloroethene	mg/kg	0.05	0.055	109	59-119	
trans-1,2-Dichloroethene	mg/kg	0.05	0.057	114	71-125	
Trichloroethene	mg/kg	0.05	0.051	103	68-118	
Vinyl chloride	mg/kg	0.05	0.048	96	49-125	
4-Bromofluorobenzene (S)	%.			90	55-129	
Dibromofluoromethane (S)	%.			95	73-133	
Toluene-d8 (S)	%.			96	73-130	

Results presented on this page are in the units indicated by the "Units" column except where an alternate unit is presented to the right of the result.

This report shall not be reproduced, except in full,
without the written consent of Pace Analytical Services, LLC.

Pace Analytical Services, LLC
7726 Moller Road
Indianapolis, IN 46268
(317)228-3100

QUALITY CONTROL DATA

Project: Amphenol IN AMP 18.02
Pace Project No.: 50267802

QC Batch: 582704 | Analysis Method: EPA 8260
QC Batch Method: EPA 8260 | Analysis Description: 8260 MSV 5035A Volatile Organics
Laboratory: Pace Analytical Services - Indianapolis

Associated Lab Samples: 50267802002, 50267802003, 50267802022, 50267802023, 50267802024, 50267802025, 50267802029, 50267802031, 50267802032

METHOD BLANK: 2688022 | Matrix: Solid

Associated Lab Samples: 50267802002, 50267802003, 50267802022, 50267802023, 50267802024, 50267802025, 50267802029, 50267802031, 50267802032

Parameter	Units	Blank Result	Reporting Limit	MDL	Analyzed	Qualifiers
1,1,1-Trichloroethane	mg/kg	ND	0.0050	0.00022	09/21/20 23:12	
1,1-Dichloroethane	mg/kg	ND	0.0050	0.00037	09/21/20 23:12	
1,2-Dichloroethane	mg/kg	ND	0.0050	0.00040	09/21/20 23:12	
cis-1,2-Dichloroethene	mg/kg	ND	0.0050	0.00031	09/21/20 23:12	
Methylene Chloride	mg/kg	ND	0.020	0.0024	09/21/20 23:12	
Tetrachloroethene	mg/kg	ND	0.0050	0.00030	09/21/20 23:12	
trans-1,2-Dichloroethene	mg/kg	ND	0.0050	0.00023	09/21/20 23:12	
Trichloroethene	mg/kg	ND	0.0050	0.00020	09/21/20 23:12	
Vinyl chloride	mg/kg	ND	0.0050	0.00018	09/21/20 23:12	
4-Bromofluorobenzene (S)	%.	99	55-129		09/21/20 23:12	
Dibromofluoromethane (S)	%.	100	73-133		09/21/20 23:12	
Toluene-d8 (S)	%.	99	73-130		09/21/20 23:12	

LABORATORY CONTROL SAMPLE: 2688023

Parameter	Units	Spike Conc.	LCS Result	LCS % Rec	% Rec Limits	Qualifiers
1,1,1-Trichloroethane	mg/kg	0.05	0.045	91	72-132	
1,1-Dichloroethane	mg/kg	0.05	0.046	92	73-122	
1,2-Dichloroethane	mg/kg	0.05	0.042	84	67-129	
cis-1,2-Dichloroethene	mg/kg	0.05	0.044	87	73-117	
Methylene Chloride	mg/kg	0.05	0.068	135	62-137	
Tetrachloroethene	mg/kg	0.05	0.042	84	59-119	
trans-1,2-Dichloroethene	mg/kg	0.05	0.045	90	71-125	
Trichloroethene	mg/kg	0.05	0.043	86	68-118	
Vinyl chloride	mg/kg	0.05	0.055	109	49-125	
4-Bromofluorobenzene (S)	%.			102	55-129	
Dibromofluoromethane (S)	%.			105	73-133	
Toluene-d8 (S)	%.			102	73-130	

MATRIX SPIKE & MATRIX SPIKE DUPLICATE: 2688024 2688025

Parameter	Units	50267802029 Result	MS Spike Conc.	MSD Spike Conc.	MS Result	MSD Result	MS % Rec	MSD % Rec	% Rec Limits	RPD	Max RPD	Qual
1,1,1-Trichloroethane	mg/kg	0.0054	0.055	0.048	0.053	0.056	87	106	48-141	5	20	
1,1-Dichloroethane	mg/kg	0.00040J	0.055	0.048	0.044	0.047	79	97	22-160	6	20	
1,2-Dichloroethane	mg/kg	ND	0.055	0.048	0.041	0.039	74	81	35-142	5	20	

Results presented on this page are in the units indicated by the "Units" column except where an alternate unit is presented to the right of the result.

REPORT OF LABORATORY ANALYSIS

This report shall not be reproduced, except in full,
without the written consent of Pace Analytical Services, LLC.

Pace Analytical Services, LLC
7726 Moller Road
Indianapolis, IN 46268
(317)228-3100

QUALITY CONTROL DATA

Project: Amphenol IN AMP 18.02
Pace Project No.: 50267802

MATRIX SPIKE & MATRIX SPIKE DUPLICATE: 2688024 2688025

Parameter	Units	50267802029 Result	MS Spike Conc.	MSD Spike Conc.	MS Result	MSD Result	MS % Rec	MSD % Rec	% Rec Limits	RPD	Max RPD	Qual
cis-1,2-Dichloroethene	mg/kg	ND	0.055	0.048	0.041	0.042	74	89	30-143	4	20	
Methylene Chloride	mg/kg	ND	0.055	0.048	0.080	0.070	146	147	24-158	14	20	
Tetrachloroethene	mg/kg	0.024	0.055	0.048	0.099	0.088	137	134	10-173	12	20	
trans-1,2-Dichloroethene	mg/kg	ND	0.055	0.048	0.042	0.045	76	94	28-156	7	20	
Trichloroethene	mg/kg	0.0077	0.055	0.048	0.051	0.054	78	97	12-153	7	20	
Vinyl chloride	mg/kg	ND	0.055	0.048	0.068	0.060	123	125	21-155	13	20	
4-Bromofluorobenzene (S)	%.						90	92	55-129			
Dibromofluoromethane (S)	%.						101	104	73-133			
Toluene-d8 (S)	%.						106	105	73-130			

Results presented on this page are in the units indicated by the "Units" column except where an alternate unit is presented to the right of the result.

This report shall not be reproduced, except in full,
without the written consent of Pace Analytical Services, LLC.

Pace Analytical Services, LLC
7726 Moller Road
Indianapolis, IN 46268
(317)228-3100

QUALITY CONTROL DATA

Project: Amphenol IN AMP 18.02
Pace Project No.: 50267802

QC Batch: 582937 | Analysis Method: EPA 8260
QC Batch Method: EPA 8260 | Analysis Description: 8260 MSV 5035A Volatile Organics
Laboratory: Pace Analytical Services - Indianapolis
Associated Lab Samples: 50267802004, 50267802026, 50267802027, 50267802028, 50267802030, 50267802042, 50267802043

METHOD BLANK: 2688940 | Matrix: Solid
Associated Lab Samples: 50267802004, 50267802026, 50267802027, 50267802028, 50267802030, 50267802042, 50267802043

Parameter	Units	Blank Result	Reporting Limit	MDL	Analyzed	Qualifiers
1,1,1-Trichloroethane	mg/kg	ND	0.0050	0.00059	09/22/20 14:33	
1,1-Dichloroethane	mg/kg	ND	0.0050	0.00080	09/22/20 14:33	
1,2-Dichloroethane	mg/kg	ND	0.0050	0.00054	09/22/20 14:33	
cis-1,2-Dichloroethene	mg/kg	ND	0.0050	0.00062	09/22/20 14:33	
Methylene Chloride	mg/kg	ND	0.020	0.0010	09/22/20 14:33	
Tetrachloroethene	mg/kg	ND	0.0050	0.00086	09/22/20 14:33	
trans-1,2-Dichloroethene	mg/kg	ND	0.0050	0.00090	09/22/20 14:33	
Trichloroethene	mg/kg	ND	0.0050	0.00074	09/22/20 14:33	
Vinyl chloride	mg/kg	ND	0.0050	0.00044	09/22/20 14:33	
4-Bromofluorobenzene (S)	%.	89	55-129		09/22/20 14:33	
Dibromofluoromethane (S)	%.	101	73-133		09/22/20 14:33	
Toluene-d8 (S)	%.	93	73-130		09/22/20 14:33	

LABORATORY CONTROL SAMPLE: 2688941

Parameter	Units	Spike Conc.	LCS Result	LCS % Rec	% Rec Limits	Qualifiers
1,1,1-Trichloroethane	mg/kg	0.05	0.053	105	72-132	
1,1-Dichloroethane	mg/kg	0.05	0.056	112	73-122	
1,2-Dichloroethane	mg/kg	0.05	0.055	110	67-129	
cis-1,2-Dichloroethene	mg/kg	0.05	0.055	110	73-117	
Methylene Chloride	mg/kg	0.05	0.058	116	62-137	
Tetrachloroethene	mg/kg	0.05	0.053	106	59-119	
trans-1,2-Dichloroethene	mg/kg	0.05	0.059	119	71-125	
Trichloroethene	mg/kg	0.05	0.052	104	68-118	
Vinyl chloride	mg/kg	0.05	0.051	102	49-125	
4-Bromofluorobenzene (S)	%.			91	55-129	
Dibromofluoromethane (S)	%.			96	73-133	
Toluene-d8 (S)	%.			97	73-130	

MATRIX SPIKE & MATRIX SPIKE DUPLICATE: 2688942 2688943

Parameter	Units	50267697001 Result	MS Spike Conc.	MSD Spike Conc.	MS Result	MSD Result	MS % Rec	MSD % Rec	% Rec Limits	RPD	Max RPD	Qual
1,1,1-Trichloroethane	mg/kg	ND	2.3	2.3	2.2	2.2	91	95	48-141	3	20	
1,1-Dichloroethane	mg/kg	ND	2.3	2.3	2.4	2.5	102	105	22-160	3	20	
1,2-Dichloroethane	mg/kg	ND	2.3	2.3	2.7	2.8	113	120	35-142	6	20	
cis-1,2-Dichloroethene	mg/kg	ND	2.3	2.3	2.4	2.5	101	108	30-143	6	20	

Results presented on this page are in the units indicated by the "Units" column except where an alternate unit is presented to the right of the result.

REPORT OF LABORATORY ANALYSIS

This report shall not be reproduced, except in full,
without the written consent of Pace Analytical Services, LLC.

Pace Analytical Services, LLC
7726 Moller Road
Indianapolis, IN 46268
(317)228-3100

QUALITY CONTROL DATA

Project: Amphenol IN AMP 18.02
Pace Project No.: 50267802

MATRIX SPIKE & MATRIX SPIKE DUPLICATE: 2688942 2688943

Parameter	Units	50267697001 Result	MS Spike Conc.	MSD Spike Conc.	MS Result	MSD Result	MS % Rec	MSD % Rec	% Rec Limits	RPD	Max RPD	Qual
Methylene Chloride	mg/kg	ND	2.3	2.3	2.2	2.3	92	97	24-158	5	20	
Tetrachloroethene	mg/kg	ND	2.3	2.3	2.7	2.7	113	116	10-173	3	20	
trans-1,2-Dichloroethene	mg/kg	ND	2.3	2.3	2.6	2.7	108	113	28-156	4	20	
Trichloroethene	mg/kg	ND	2.3	2.3	2.6	2.8	111	117	12-153	5	20	
Vinyl chloride	mg/kg	ND	2.3	2.3	2.3	2.4	98	102	21-155	4	20	
4-Bromofluorobenzene (S)	%.						95	93	55-129			
Dibromofluoromethane (S)	%.						91	91	73-133			
Toluene-d8 (S)	%.						100	99	73-130			

Results presented on this page are in the units indicated by the "Units" column except where an alternate unit is presented to the right of the result.

This report shall not be reproduced, except in full,
without the written consent of Pace Analytical Services, LLC.

Pace Analytical Services, LLC
7726 Moller Road
Indianapolis, IN 46268
(317)228-3100

QUALITY CONTROL DATA

Project: Amphenol IN AMP 18.02
Pace Project No.: 50267802

QC Batch: 582938
QC Batch Method: EPA 8260
Analysis Method: EPA 8260
Analysis Description: 8260 MSV 5035A Volatile Organics
Laboratory: Pace Analytical Services - Indianapolis

Associated Lab Samples: 50267802006, 50267802007, 50267802008, 50267802009, 50267802010, 50267802011, 50267802012, 50267802020, 50267802021, 50267802033, 50267802034, 50267802035, 50267802036, 50267802037, 50267802038, 50267802039, 50267802040

METHOD BLANK: 2688945
Matrix: Solid

Associated Lab Samples: 50267802006, 50267802007, 50267802008, 50267802009, 50267802010, 50267802011, 50267802012, 50267802020, 50267802021, 50267802033, 50267802034, 50267802035, 50267802036, 50267802037, 50267802038, 50267802039, 50267802040

Parameter	Units	Blank Result	Reporting Limit	MDL	Analyzed	Qualifiers
1,1,1-Trichloroethane	mg/kg	ND	0.0050	0.00059	09/22/20 14:16	
1,1-Dichloroethane	mg/kg	ND	0.0050	0.00063	09/22/20 14:16	
1,2-Dichloroethane	mg/kg	ND	0.0050	0.00075	09/22/20 14:16	
cis-1,2-Dichloroethene	mg/kg	ND	0.0050	0.0010	09/22/20 14:16	
Methylene Chloride	mg/kg	ND	0.020	0.0024	09/22/20 14:16	
Tetrachloroethene	mg/kg	ND	0.0050	0.00059	09/22/20 14:16	
trans-1,2-Dichloroethene	mg/kg	ND	0.0050	0.00082	09/22/20 14:16	
Trichloroethene	mg/kg	ND	0.0050	0.00096	09/22/20 14:16	
Vinyl chloride	mg/kg	ND	0.0050	0.00029	09/22/20 14:16	
4-Bromofluorobenzene (S)	%.	89	55-129		09/22/20 14:16	
Dibromofluoromethane (S)	%.	101	73-133		09/22/20 14:16	
Toluene-d8 (S)	%.	93	73-130		09/22/20 14:16	

LABORATORY CONTROL SAMPLE: 2688946

Parameter	Units	Spike Conc.	LCS Result	LCS % Rec	% Rec Limits	Qualifiers
1,1,1-Trichloroethane	mg/kg	0.05	0.049	97	72-132	
1,1-Dichloroethane	mg/kg	0.05	0.054	107	73-122	
1,2-Dichloroethane	mg/kg	0.05	0.051	103	67-129	
cis-1,2-Dichloroethene	mg/kg	0.05	0.053	105	73-117	
Methylene Chloride	mg/kg	0.05	0.054	108	62-137	
Tetrachloroethene	mg/kg	0.05	0.053	106	59-119	
trans-1,2-Dichloroethene	mg/kg	0.05	0.057	115	71-125	
Trichloroethene	mg/kg	0.05	0.051	102	68-118	
Vinyl chloride	mg/kg	0.05	0.050	100	49-125	
4-Bromofluorobenzene (S)	%.			89	55-129	
Dibromofluoromethane (S)	%.			95	73-133	
Toluene-d8 (S)	%.			96	73-130	

Results presented on this page are in the units indicated by the "Units" column except where an alternate unit is presented to the right of the result.

This report shall not be reproduced, except in full,
without the written consent of Pace Analytical Services, LLC.

Pace Analytical Services, LLC
7726 Moller Road
Indianapolis, IN 46268
(317)228-3100

QUALITY CONTROL DATA

Project: Amphenol IN AMP 18.02
Pace Project No.: 50267802

QC Batch: 582942
QC Batch Method: EPA 8260
Analysis Method: EPA 8260
Analysis Description: 8260 MSV 5035A Volatile Organics
Laboratory: Pace Analytical Services - Indianapolis
Associated Lab Samples: 50267802013, 50267802014, 50267802015, 50267802017

METHOD BLANK: 2688956
Matrix: Solid
Associated Lab Samples: 50267802013, 50267802014, 50267802015, 50267802017

Parameter	Units	Blank Result	Reporting Limit	MDL	Analyzed	Qualifiers
1,1,1-Trichloroethane	mg/kg	ND	0.0050	0.00022	09/22/20 11:29	
1,1-Dichloroethane	mg/kg	ND	0.0050	0.00037	09/22/20 11:29	
1,2-Dichloroethane	mg/kg	ND	0.0050	0.00040	09/22/20 11:29	
cis-1,2-Dichloroethene	mg/kg	ND	0.0050	0.00031	09/22/20 11:29	
Methylene Chloride	mg/kg	ND	0.020	0.0024	09/22/20 11:29	
Tetrachloroethene	mg/kg	ND	0.0050	0.00086	09/22/20 11:29	
trans-1,2-Dichloroethene	mg/kg	ND	0.0050	0.00023	09/22/20 11:29	
Trichloroethene	mg/kg	ND	0.0050	0.00020	09/22/20 11:29	
Vinyl chloride	mg/kg	ND	0.0050	0.00018	09/22/20 11:29	
4-Bromofluorobenzene (S)	%.	98	55-129		09/22/20 11:29	
Dibromofluoromethane (S)	%.	100	73-133		09/22/20 11:29	
Toluene-d8 (S)	%.	99	73-130		09/22/20 11:29	

LABORATORY CONTROL SAMPLE: 2688957

Parameter	Units	Spike Conc.	LCS Result	LCS % Rec	% Rec Limits	Qualifiers
1,1,1-Trichloroethane	mg/kg	0.05	0.044	88	72-132	
1,1-Dichloroethane	mg/kg	0.05	0.041	83	73-122	
1,2-Dichloroethane	mg/kg	0.05	0.041	82	67-129	
cis-1,2-Dichloroethene	mg/kg	0.05	0.042	85	73-117	
Methylene Chloride	mg/kg	0.05	0.065	129	62-137	
Tetrachloroethene	mg/kg	0.05	0.043	86	59-119	
trans-1,2-Dichloroethene	mg/kg	0.05	0.043	87	71-125	
Trichloroethene	mg/kg	0.05	0.044	88	68-118	
Vinyl chloride	mg/kg	0.05	0.062	124	49-125	
4-Bromofluorobenzene (S)	%.			99	55-129	
Dibromofluoromethane (S)	%.			97	73-133	
Toluene-d8 (S)	%.			99	73-130	

Results presented on this page are in the units indicated by the "Units" column except where an alternate unit is presented to the right of the result.

This report shall not be reproduced, except in full,
without the written consent of Pace Analytical Services, LLC.

Pace Analytical Services, LLC
7726 Moller Road
Indianapolis, IN 46268
(317)228-3100

QUALITY CONTROL DATA

Project: Amphenol IN AMP 18.02
Pace Project No.: 50267802

QC Batch: 582953
QC Batch Method: EPA 8260
Analysis Method: EPA 8260
Analysis Description: 8260 MSV 5035A Volatile Organics
Laboratory: Pace Analytical Services - Indianapolis
Associated Lab Samples: 50267802005, 50267802018, 50267802019, 50267802041

METHOD BLANK: 2689013
Matrix: Solid
Associated Lab Samples: 50267802005, 50267802018, 50267802019, 50267802041

Parameter	Units	Blank Result	Reporting Limit	MDL	Analyzed	Qualifiers
1,1,1-Trichloroethane	mg/kg	ND	0.0050	0.00059	09/23/20 03:33	
1,1-Dichloroethane	mg/kg	ND	0.0050	0.00063	09/23/20 03:33	
1,2-Dichloroethane	mg/kg	ND	0.0050	0.00075	09/23/20 03:33	
cis-1,2-Dichloroethene	mg/kg	ND	0.0050	0.0010	09/23/20 03:33	
Methylene Chloride	mg/kg	ND	0.020	0.0024	09/23/20 03:33	
Tetrachloroethene	mg/kg	ND	0.0050	0.00059	09/23/20 03:33	
trans-1,2-Dichloroethene	mg/kg	ND	0.0050	0.00082	09/23/20 03:33	
Trichloroethene	mg/kg	ND	0.0050	0.00096	09/23/20 03:33	
Vinyl chloride	mg/kg	ND	0.0050	0.00029	09/23/20 03:33	
4-Bromofluorobenzene (S)	%.	89	55-129		09/23/20 03:33	
Dibromofluoromethane (S)	%.	101	73-133		09/23/20 03:33	
Toluene-d8 (S)	%.	93	73-130		09/23/20 03:33	

LABORATORY CONTROL SAMPLE: 2689014

Parameter	Units	Spike Conc.	LCS Result	LCS % Rec	% Rec Limits	Qualifiers
1,1,1-Trichloroethane	mg/kg	0.05	0.051	102	72-132	
1,1-Dichloroethane	mg/kg	0.05	0.055	109	73-122	
1,2-Dichloroethane	mg/kg	0.05	0.051	103	67-129	
cis-1,2-Dichloroethene	mg/kg	0.05	0.055	110	73-117	
Methylene Chloride	mg/kg	0.05	0.058	115	62-137	
Tetrachloroethene	mg/kg	0.05	0.054	108	59-119	
trans-1,2-Dichloroethene	mg/kg	0.05	0.059	118	71-125	
Trichloroethene	mg/kg	0.05	0.052	105	68-118	
Vinyl chloride	mg/kg	0.05	0.048	95	49-125	
4-Bromofluorobenzene (S)	%.			89	55-129	
Dibromofluoromethane (S)	%.			95	73-133	
Toluene-d8 (S)	%.			95	73-130	

Results presented on this page are in the units indicated by the "Units" column except where an alternate unit is presented to the right of the result.

This report shall not be reproduced, except in full,
without the written consent of Pace Analytical Services, LLC.

Pace Analytical Services, LLC
7726 Moller Road
Indianapolis, IN 46268
(317)228-3100

QUALITY CONTROL DATA

Project: Amphenol IN AMP 18.02
Pace Project No.: 50267802

QC Batch: 582829
QC Batch Method: SM 2540G
Analysis Method: SM 2540G
Analysis Description: Dry Weight/Percent Moisture
Laboratory: Pace Analytical Services - Indianapolis
Associated Lab Samples: 50267802001, 50267802002, 50267802003, 50267802004

SAMPLE DUPLICATE: 2688457

Parameter	Units	50267846001 Result	Dup Result	RPD	Max RPD	Qualifiers
Percent Moisture	%	13.1	14.2	9	5	N2,R1

SAMPLE DUPLICATE: 2688458

Parameter	Units	50267846003 Result	Dup Result	RPD	Max RPD	Qualifiers
Percent Moisture	%	16.6	16.2	3	5	N2

Results presented on this page are in the units indicated by the "Units" column except where an alternate unit is presented to the right of the result.

This report shall not be reproduced, except in full,
without the written consent of Pace Analytical Services, LLC.

Pace Analytical Services, LLC
7726 Moller Road
Indianapolis, IN 46268
(317)228-3100

QUALITY CONTROL DATA

Project: Amphenol IN AMP 18.02
Pace Project No.: 50267802

QC Batch: 582832
QC Batch Method: SM 2540G
Analysis Method: SM 2540G
Analysis Description: Dry Weight/Percent Moisture
Laboratory: Pace Analytical Services - Indianapolis

Associated Lab Samples: 50267802025, 50267802026, 50267802027, 50267802028, 50267802029, 50267802030, 50267802031, 50267802032, 50267802033, 50267802034, 50267802035, 50267802036, 50267802037, 50267802038, 50267802039, 50267802040, 50267802041, 50267802042, 50267802043

SAMPLE DUPLICATE: 2688462

Parameter	Units	50267893001 Result	Dup Result	RPD	Max RPD	Qualifiers
Percent Moisture	%	16.7	17.9	7	5	H3,N2,R1

SAMPLE DUPLICATE: 2688463

Parameter	Units	50267802029 Result	Dup Result	RPD	Max RPD	Qualifiers
Percent Moisture	%	8.9	9.8	10	5	N2,R1

Results presented on this page are in the units indicated by the "Units" column except where an alternate unit is presented to the right of the result.

This report shall not be reproduced, except in full,
without the written consent of Pace Analytical Services, LLC.

Pace Analytical Services, LLC
7726 Moller Road
Indianapolis, IN 46268
(317)228-3100

QUALIFIERS

Project: Amphenol IN AMP 18.02
Pace Project No.: 50267802

DEFINITIONS

DF - Dilution Factor, if reported, represents the factor applied to the reported data due to dilution of the sample aliquot.

ND - Not Detected at or above adjusted reporting limit.

TNTC - Too Numerous To Count

J - Estimated concentration above the adjusted method detection limit and below the adjusted reporting limit.

MDL - Adjusted Method Detection Limit.

PQL - Practical Quantitation Limit.

RL - Reporting Limit - The lowest concentration value that meets project requirements for quantitative data with known precision and bias for a specific analyte in a specific matrix.

S - Surrogate

1,2-Diphenylhydrazine decomposes to and cannot be separated from Azobenzene using Method 8270. The result for each analyte is a combined concentration.

Consistent with EPA guidelines, unrounded data are displayed and have been used to calculate % recovery and RPD values.

LCS(D) - Laboratory Control Sample (Duplicate)

MS(D) - Matrix Spike (Duplicate)

DUP - Sample Duplicate

RPD - Relative Percent Difference

NC - Not Calculable.

SG - Silica Gel - Clean-Up

U - Indicates the compound was analyzed for, but not detected.

N-Nitrosodiphenylamine decomposes and cannot be separated from Diphenylamine using Method 8270. The result reported for each analyte is a combined concentration.

Pace Analytical is TNI accredited. Contact your Pace PM for the current list of accredited analytes.

TNI - The NELAC Institute.

ANALYTE QUALIFIERS

D4	Sample was diluted due to the presence of high levels of target analytes.
E	Analyte concentration exceeded the calibration range. The reported result is estimated.
H3	Sample was received or analysis requested beyond the recognized method holding time.
L1	Analyte recovery in the laboratory control sample (LCS) was above QC limits. Results for this analyte in associated samples may be biased high.
N2	The lab does not hold NELAC/TNI accreditation for this parameter but other accreditations/certifications may apply. A complete list of accreditations/certifications is available upon request.
R1	RPD value was outside control limits.

This report shall not be reproduced, except in full,
without the written consent of Pace Analytical Services, LLC.

Pace Analytical Services, LLC
7726 Moller Road
Indianapolis, IN 46268
(317)228-3100

QUALITY CONTROL DATA CROSS REFERENCE TABLE

Project: Amphenol IN AMP 18.02
Pace Project No.: 50267802

Lab ID	Sample ID	QC Batch Method	QC Batch	Analytical Method	Analytical Batch
50267802044	**EB-2 WT**	EPA 8260	582703		
50267802045	**TB-2 WT**	EPA 8260	582703		
50267802001	**GP-36 SL (14.25-14.75)**	EPA 8260	582678		
50267802002	**GP-36 SL (20.50-21.00)**	EPA 8260	582704		
50267802003	**GP-36 SL (21.00-21.50)**	EPA 8260	582704		
50267802004	**GP-36 SL (20.00-20.50)**	EPA 8260	582937		
50267802005	**GP-35 SL (13.50-14.00)**	EPA 8260	582953		
50267802006	**GP-35 SL (20.00-20.50)**	EPA 8260	582938		
50267802007	**GP-35 SL (19.50-20.00)**	EPA 8260	582938		
50267802008	**GP-35 SL (18.0-18.50)**	EPA 8260	582938		
50267802009	**GP-37 SL (14.00-14.50)**	EPA 8260	582938		
50267802010	**GP-37 SL (21.50-22.00)**	EPA 8260	582938		
50267802011	**GP-37 SL (22.00-22.50)**	EPA 8260	582938		
50267802012	**GP-37 SL (22.50-23.0)**	EPA 8260	582938		
50267802013	**GP-38 SL (14.50-15.00)**	EPA 8260	582942		
50267802014	**GP-38 SL (19.50-20.00)**	EPA 8260	582942		
50267802015	**GP-38 SL (22.50-23.00)**	EPA 8260	582942		
50267802016	**GP-38 SL (23.00-23.50)**	EPA 8260	582683		
50267802017	**GP-39 SL (14.50-15.00)**	EPA 8260	582942		
50267802018	**GP-39 SL (25.0-25.50)**	EPA 8260	582953		
50267802019	**GP-39 SL (26.00-26.50)**	EPA 8260	582953		
50267802020	**GP-39 SL (25.50-26.00)**	EPA 8260	582938		
50267802021	**GP-40 SL (14.25-14.75)**	EPA 8260	582938		
50267802022	**GP-40 SL (20.50-21.00)**	EPA 8260	582704		
50267802023	**GP-40 SL (21.00-21.50)**	EPA 8260	582704		
50267802024	**GP-40 SL (19.50-20.00)**	EPA 8260	582704		
50267802025	**GP-41 SL (13.75-14.25)**	EPA 8260	582704		
50267802026	**GP-41 SL (16.00-16.50)**	EPA 8260	582937		
50267802027	**GP-41 SL (19.00-19.50)**	EPA 8260	582937		
50267802028	**GP-41 SL (19.50-20.00)**	EPA 8260	582937		
50267802029	**GP-42 SL (13.50-14.00)**	EPA 8260	582704		
50267802030	**GP-42 SL (18.25-18.75)**	EPA 8260	582937		
50267802031	**GP-42 SL (17.75-18.25)**	EPA 8260	582704		
50267802032	**GP-42 SL (15.0-15.50)**	EPA 8260	582704		
50267802033	**GP-43 SL (14.50-15.00)**	EPA 8260	582938		
50267802034	**GP-43 SL (14.00-14.50)**	EPA 8260	582938		
50267802035	**GP-43 SL (13.00-13.50)**	EPA 8260	582938		
50267802036	**GP-43 SL (13.50-14.00)**	EPA 8260	582938		
50267802037	**GP-44 SL (13.75-14.25)**	EPA 8260	582938		
50267802038	**GP-44 SL (17.25-17.75)**	EPA 8260	582938		
50267802039	**GP-44 SL (16.75-17.25)**	EPA 8260	582938		

This report shall not be reproduced, except in full,
without the written consent of Pace Analytical Services, LLC.

Pace Analytical Services, LLC
7726 Moller Road
Indianapolis, IN 46268
(317)228-3100

QUALITY CONTROL DATA CROSS REFERENCE TABLE

Project: Amphenol IN AMP 18.02
Pace Project No.: 50267802

Lab ID	Sample ID	QC Batch Method	QC Batch	Analytical Method	Analytical Batch
50267802040	**GP-44 SL (16.00-16.50)**	EPA 8260	582938		
50267802041	**FD-4 SL**	EPA 8260	582953		
50267802042	**FD-5 SL**	EPA 8260	582937		
50267802043	**FD-6 SL**	EPA 8260	582937		
50267802001	**GP-36 SL (14.25-14.75)**	SM 2540G	582829		
50267802002	**GP-36 SL (20.50-21.00)**	SM 2540G	582829		
50267802003	**GP-36 SL (21.00-21.50)**	SM 2540G	582829		
50267802004	**GP-36 SL (20.00-20.50)**	SM 2540G	582829		
50267802005	**GP-35 SL (13.50-14.00)**	SM 2540G	582830		
50267802006	**GP-35 SL (20.00-20.50)**	SM 2540G	582830		
50267802007	**GP-35 SL (19.50-20.00)**	SM 2540G	582830		
50267802008	**GP-35 SL (18.0-18.50)**	SM 2540G	582830		
50267802009	**GP-37 SL (14.00-14.50)**	SM 2540G	582830		
50267802010	**GP-37 SL (21.50-22.00)**	SM 2540G	582830		
50267802011	**GP-37 SL (22.00-22.50)**	SM 2540G	582830		
50267802012	**GP-37 SL (22.50-23.0)**	SM 2540G	582830		
50267802013	**GP-38 SL (14.50-15.00)**	SM 2540G	582830		
50267802014	**GP-38 SL (19.50-20.00)**	SM 2540G	582830		
50267802015	**GP-38 SL (22.50-23.00)**	SM 2540G	582830		
50267802016	**GP-38 SL (23.00-23.50)**	SM 2540G	582830		
50267802017	**GP-39 SL (14.50-15.00)**	SM 2540G	582830		
50267802018	**GP-39 SL (25.0-25.50)**	SM 2540G	582830		
50267802019	**GP-39 SL (26.00-26.50)**	SM 2540G	582830		
50267802020	**GP-39 SL (25.50-26.00)**	SM 2540G	582830		
50267802021	**GP-40 SL (14.25-14.75)**	SM 2540G	582830		
50267802022	**GP-40 SL (20.50-21.00)**	SM 2540G	582830		
50267802023	**GP-40 SL (21.00-21.50)**	SM 2540G	582830		
50267802024	**GP-40 SL (19.50-20.00)**	SM 2540G	582830		
50267802025	**GP-41 SL (13.75-14.25)**	SM 2540G	582832		
50267802026	**GP-41 SL (16.00-16.50)**	SM 2540G	582832		
50267802027	**GP-41 SL (19.00-19.50)**	SM 2540G	582832		
50267802028	**GP-41 SL (19.50-20.00)**	SM 2540G	582832		
50267802029	**GP-42 SL (13.50-14.00)**	SM 2540G	582832		
50267802030	**GP-42 SL (18.25-18.75)**	SM 2540G	582832		
50267802031	**GP-42 SL (17.75-18.25)**	SM 2540G	582832		
50267802032	**GP-42 SL (15.0-15.50)**	SM 2540G	582832		
50267802033	**GP-43 SL (14.50-15.00)**	SM 2540G	582832		
50267802034	**GP-43 SL (14.00-14.50)**	SM 2540G	582832		
50267802035	**GP-43 SL (13.00-13.50)**	SM 2540G	582832		
50267802036	**GP-43 SL (13.50-14.00)**	SM 2540G	582832		
50267802037	**GP-44 SL (13.75-14.25)**	SM 2540G	582832		
50267802038	**GP-44 SL (17.25-17.75)**	SM 2540G	582832		
50267802039	**GP-44 SL (16.75-17.25)**	SM 2540G	582832		
50267802040	**GP-44 SL (16.00-16.50)**	SM 2540G	582832		
50267802041	**FD-4 SL**	SM 2540G	582832		
50267802042	**FD-5 SL**	SM 2540G	582832		

This report shall not be reproduced, except in full,
without the written consent of Pace Analytical Services, LLC.

Pace Analytical Services, LLC
7726 Moller Road
Indianapolis, IN 46268
(317)228-3100

QUALITY CONTROL DATA CROSS REFERENCE TABLE

Project: Amphenol IN AMP 18.02
Pace Project No.: 50267802

Lab ID	Sample ID	QC Batch Method	QC Batch	Analytical Method	Analytical Batch
50267802043	**FD-6 SL**	SM 2540G	582832		

This report shall not be reproduced, except in full,
without the written consent of Pace Analytical Services, LLC.

Pace Analytical

CHAIN-OF-CUSTODY / Analytical Request Document

The Chain-of-Custody is a LEGAL DOCUMENT. All relevant fields must be completed accurately.

Page : 1 Of 4

Section A Required Client Information:		Section B Required Project Information:		Section C Invoice Information:	
Company:	IWM Consulting	Report To:	Chris ~~Newell~~ Parks	Attention:	C Parks
Address:	7428 Rockville Road	Copy To:	Brad Gentry	Company Name:	IWM
	Indianapolis, IN 46214			Address:	
Email:	~~cnewell~~ cparks@iwmconsult.com	Purchase Order #:	IN AMP 18.02	Pace Quote:	Amphenol
Phone:	317-968-9265 Fax:	Project Name:	Amphenol	Pace Project Manager:	sue.brotherton@pacelabs.com,
Requested Due Date:	Standard	Project #:		Pace Profile #:	658

Regulatory Agency: EPA

State / Location:

WO# : 50267802

50267802

ITEM #	SAMPLE ID (One Character per box. (A-Z, 0-9 / , -) Sample Ids must be unique)	MATRIX CODE (see valid codes to left)	SAMPLE TYPE (G=GRAB C=COMP)	COLLECTED START DATE	COLLECTED START TIME	COLLECTED END DATE	COLLECTED END TIME	SAMPLE TEMP AT COLLECTION	# OF CONTAINERS	Unpreserved	H2SO4	HNO3	HCl	NaOH	Na2S2O3	Methanol	Other	Analyses Test Y/N	VOC by 8260 (Short List)	% moisture	Residual Chlorin	
1	GP-36 SL (14.25-14.75)	SL	G			9/17	11:53		4	X						X	X		X	X		001
2	GP-36 SL (20.50-21.00)						12:01															002
3	GP-36 SL (21.00-21.50)						12:03															003
4	GP-36 SL (20.00-20.50)						12:06															004
5	GP-35 SL (13.50-14.00)						12:24															005
6	GP-35 SL (20.00-20.50)						12:31															006
7	GP-35 SL (19.50-20.00)						12:34															007
8	GP-35 SL (18.0-18.50)						12:38															008
9	GP-37 SL (14.00-14.50)						12:56															009
10	GP-37 SL (21.50-22.00)						13:13															010
11	GP-37 SL (22.00-22.50)						13:10															011
12	GP-37 SL (22.50-23.0)						13:06															012

ADDITIONAL COMMENTS	RELINQUISHED BY / AFFILIATION	DATE	TIME	ACCEPTED BY / AFFILIATION	DATE	TIME	SAMPLE CONDITIONS: TEMP in C	Received on Ice (Y/N)	Custody Sealed Cooler (Y/N)	Samples Intact (Y/N)
J Flag / Level IV QA/QC	[signature] / IWM	9/18	15:38	[signature]	9/18	1538	1.4	Y	N	Y

SAMPLER NAME AND SIGNATURE

PRINT Name of SAMPLER: Garrett Page

SIGNATURE of SAMPLER: [signature] DATE Signed: 9/18/20

CHAIN-OF-CUSTODY / Analytical Request Document

The Chain-of-Custody is a LEGAL DOCUMENT. All relevant fields must be completed accurately.

Page : 2 Of 4

Section A — Required Client Information:

Company:	IWM Consulting
Address:	7428 Rockville Road
	Indianapolis, IN 46214
Email:	~~cnewell~~ parks@iwmconsult.com
Phone: 317-968-9265	Fax:
Requested Due Date:	standard

Section B — Required Project Information:

Report To:	Chris ~~Newell~~ Parks
Copy To:	brad Gratny
Purchase Order #:	IN: AMP 18.02
Project Name:	Amphenol
Project #:	

Section C — Invoice Information:

Attention:	C Parks
Company Name:	IWM
Address:	
Pace Quote:	Amphenol
Pace Project Manager:	sue.brotherton@pacelabs.com,
Pace Profile #:	658

Regulatory Agency	State / Location
EPA	IN

MATRIX CODE: Drinking Water DW; Water WT; Waste Water WW; Product P; Soil/Solid SL; Oil OL; Wipe WP; Air AR; Other OT; Tissue TS

ITEM #	SAMPLE ID (One Character per box. (A-Z, 0-9 / , -) Sample Ids must be unique)	MATRIX CODE (see valid codes to left)	SAMPLE TYPE (G=GRAB C=COMP)	COLLECTED START DATE	COLLECTED START TIME	COLLECTED END DATE	COLLECTED END TIME	SAMPLE TEMP AT COLLECTION	# OF CONTAINERS	Preservatives: Unpreserved	H2SO4	HNO3	HCl	NaOH	Na2S2O3	Methanol	Other	Analyses Test (Y/N): VOC by 8260 (Short List)	% moisture	Residual Chlorine (Y/N)	
1	GP-38 SL (14.50-15.00)	SL	G			9/17	13:33		4	X						X	X	X	X		013
2	GP-38 SL (19.50-20.00)						13:36														014
3	GP-38 SL (22.50-23.00)						13:55														015
4	GP-38 SL (23.00-23.50)						13:58														016
5	GP-39 SL (14.50-15.00)						14:26														017
6	GP-39 SL (25.0-25.50)						15:06														018
7	GP-39 SL (26.00-26.50)						15:03														019
8	GP-39 SL (25.50-26.00)						15:00														020
9	GP-40 SL (19.25-19.75)						15:22														021
10	GP-40 SL (20.50-21.00)						15:42														022
11	GP-40 SL (21.00-21.50)						15:45														023
12	GP-40 SL (19.50-20.00)						15:50														024

ADDITIONAL COMMENTS	RELINQUISHED BY / AFFILIATION	DATE	TIME	ACCEPTED BY / AFFILIATION	DATE	TIME	SAMPLE CONDITIONS			
J Flag / level IV QA/QC	Garrett Page / IWM	9/18	15:38	[illegible]	9/18	1538	1.4	Y	N	Y

SAMPLER NAME AND SIGNATURE

PRINT Name of SAMPLER: Garrett Page

SIGNATURE of SAMPLER: Garrett Page

DATE Signed: 9/18/20

TEMP in C	Received on Ice (Y/N)	Custody Sealed Cooler (Y/N)	Samples Intact (Y/N)

Pace Analytical

CHAIN-OF-CUSTODY / Analytical Request Document

The Chain-of-Custody is a LEGAL DOCUMENT. All relevant fields must be completed accurately.

Section A — Required Client Information:

Company:	IWM Consulting
Address:	7428 Rockville Road
	Indianapolis, IN 46214
Email:	cnewell@iwmconsult.com
Phone:	317-968-9265 Fax:
Requested Due Date:	Standard

Section B — Required Project Information:

Report To:	Chris ~~Newell~~ Parks
Copy To:	Brad Gentry
Purchase Order #:	IN AMP 18.02
Project Name:	Amphenol
Project #:	

Section C — Invoice Information:

Attention:	C Parks
Company Name:	IWM
Address:	
Pace Quote:	Amphenol
Pace Project Manager:	sue.brotherton@pacelabs.com,
Pace Profile #:	658

Regulatory Agency
EPA
State / Location
IN

Requested Analysis Filtered (Y/N)

ITEM #	SAMPLE ID (One Character per box. (A-Z, 0-9 / , -) Sample Ids must be unique)	MATRIX CODE (see valid codes to left)	SAMPLE TYPE (G=GRAB C=COMP)	COLLECTED START DATE	COLLECTED START TIME	COLLECTED END DATE	COLLECTED END TIME	SAMPLE TEMP AT COLLECTION	# OF CONTAINERS	Preservatives: Unpreserved	H2SO4	HNO3	HCl	NaOH	Na2S2O3	Methanol	Other	Analyses Test (Y/N): VOC by 8260 (Short List)	% moisture	Residual Chlorine (Y/N)	
1	GP-41 SL (13.75-14.25)	SL	G			9/17	16:01			X						X	X	X	X		025
2	GP-41 SL (16.00-16.50)						16:03														026
3	GP-41 SL (19.00-19.50)						16:06														027
4	GP-41 SL (19.50-20.00)						16:10														028
5	GP-42 SL (13.50-14.00) MS/MSD 3					9/18	9:15		12												029
6	GP-42 SL (18.25-18.75)						9:17														030
7	GP-42 SL (17.75-18.25)						9:19														031
8	GP-42 SL (15.0-15.50)						9:23														032
9	GP-43 SL (14.50-15.00)						9:34														033
10	GP-43 SL (14.00-14.50)						9:36														034
11	GP-43 SL (13.00-13.50)						9:38														035
12	GP-43 SL (13.50-14.00)						9:40														036

ADDITIONAL COMMENTS	RELINQUISHED BY / AFFILIATION	DATE	TIME	ACCEPTED BY / AFFILIATION	DATE	TIME	SAMPLE CONDITIONS			
J Flag / Level IV QA/QC	Garrett Page / IWM	9/18	15:38	[illegible]	9/18	1538	1.4	Y	N	Y

SAMPLER NAME AND SIGNATURE

PRINT Name of SAMPLER: Garrett Page

SIGNATURE of SAMPLER: Garrett Page

DATE Signed: 9/18/20

TEMP in C	Received on Ice (Y/N)	Custody Sealed Cooler (Y/N)	Samples Intact (Y/N)

CHAIN-OF-CUSTODY / Analytical Request Document

The Chain-of-Custody is a LEGAL DOCUMENT. All relevant fields must be completed accurately.

Page : 4 Of 4

Section A — Required Client Information:

Company: IWM Consulting
Address: 7428 Rockville Road
Parts Indianapolis, IN 46214
Email: ~~cnewell~~@iwmconsult.com
Phone: 317-968-9265 Fax:
Requested Due Date: Standard

Section B — Required Project Information:

Report To: Chris ~~Newell~~ Parts
Copy To: Brad Gurley
Purchase Order #: IN. AMP. 18.02
Project Name: Amphenol
Project #:

Section C — Invoice Information:

Attention: C. Parts
Company Name: IWM
Address:
Pace Quote: Amphenol
Pace Project Manager: sue.brotherton@pacelabs.com,
Pace Profile #: 658

Regulatory Agency:
State / Location: IN

Requested Analysis Filtered (Y/N): VOC by 8260 (Short List) — % moisture

ITEM #	SAMPLE ID (One Character per box. (A-Z, 0-9 / , -) Sample Ids must be unique)	MATRIX CODE (see valid codes to left)	SAMPLE TYPE (G=GRAB C=COMP)	COLLECTED START DATE	COLLECTED START TIME	COLLECTED END DATE	COLLECTED END TIME	SAMPLE TEMP AT COLLECTION	# OF CONTAINERS	Unpreserved	H2SO4	HNO3	HCl	NaOH	Na2S2O3	Methanol	Other	Analyses Test (Y/N) VOC by 8260 (Short List)	% moisture	Residual Chlorine (Y/N)	
1	GP-44 SL (13.75-14.25)	SL	G			9/18	10:05		4	X						X	X	X	X		037
2	GP-44 SL (17.25-17.75)					9/18	10:07														038
3	GP-44 SL (16.75-17.25)					9/18	10:10														039
4	GP-44 SL (16.00-16.50)					9/18	10:13														040
5	FD-4 SL					9/17	—														041
6	FD-5 SL					9/17	—														042
7	FD-6 SL					9/18	—														043
8	EB-2 WT	WT				9/17	15:52		3				X								044
9	TB-2 WT	WT				9/17	15:55		3				X								045
10																					
11																					
12																					

ADDITIONAL COMMENTS	RELINQUISHED BY / AFFILIATION	DATE	TIME	ACCEPTED BY / AFFILIATION	DATE	TIME	SAMPLE CONDITIONS			
J Flag / Low IV QA/QC	Garrett Page / IWM	9/18	15:38	[signature]	9/18	1538	1.4	Y	N	Y

	TEMP in C	Received on Ice (Y/N)	Custody Sealed Cooler (Y/N)	Samples Intact (Y/N)

SAMPLER NAME AND SIGNATURE

PRINT Name of SAMPLER: Garrett Page

SIGNATURE of SAMPLER: [signature] DATE Signed: 9/18/20

F-IN-Q-290-rev.19,23Jul2020

Pace Analytical

SAMPLE CONDITION UPON RECEIPT FORM

Date/Time and Initials of person examining contents: DP 9/18/20 1620

Courier: Fed Ex UPS (Client) Pace USPS Other _____

Custody Seal on Cooler/Box Present: Yes (No) **(If yes)Seals Intact:** Yes No **(leave blank if no seals were present)**

Packing Material: Bubble Wrap (Bubble Bags) None Other _____

Thermometer: 1 2 3 4 5 6 A (B) C D E F **Ice Type:** (Wet) Blue None

Cooler Temperature: 1.4 / 1.4 **If temp. is over 6°C or under 0°C, was the PM notified?:** Yes No

Temp should be above freezing to 6°C **(Initial/Corrected)**

All discrepancies will be written out in the comments section below.

	Yes	No		Yes	No	N/A
Are samples from West Virginia? Document any containers out of temp.		✓	All containers needing acid/base pres. Have been CHECKED?: **exceptions: VOA, coliform, LLHg, O&G, and any container with a septum cap or preserved with HCl.** **Circle:** **HNO3 (<2) H2SO4 (<2) NaOH (>10) NaOH/ZnAc (>9)** Any non-conformance to pH recommendations will be noted on the container count form			✓
USDA Regulated Soils? (HI, ID, NY, WA, OR,CA, NM, TX, OK, AR, LA, TN, AL, MS, NC, SC, GA, FL, or Puerto Rico)		✓				
Short Hold Time Analysis (48 hours or less)? **Analysis:** TC	✓			Present	Absent	N/A
			Residual Chlorine Check (SVOC 625 Pest/PCB 608)			✓
Time 5035A TC placed in Freezer or Short Holds To Lab	Time: 1640		Residual Chlorine Check (Total/Amenable/Free Cyanide)			✓
Rush TAT Requested (4 days or less):		✓	Headspace Wisconsin Sulfide?			✓
Custody Signatures Present?	✓		Headspace in VOA Vials (>6mm):		✓	
Containers Intact?:	✓		Trip Blank Present?	✓		
Sample Label (IDs/Dates/Times) Match COC?: Except TCs, which only require sample ID	✓		Trip Blank Custody Seals?:	✓		
Extra labels on Terracore Vials? (soils only)		✓				

COMMENTS:

COC PAGE 1 of 4

Sample Container Count

Sample Line Item	WGFU	SBS DI ~~BK~~ Kit R	DG9H VG9H	VOA VIAL HS (>6mm)	VG9U	DG9U	DG9T	AG0U	AG1H	AG1U	AG3S	AG3C	BP1U	BP1N	BP2U	BP3U	BP3N	BP3F	BP3S	BP3B	BP3Z	CG3H				Matrix	pH <2	pH >9	pH>10
1		4																								SL			
2		↓																								↓			
3																													
4																													
5																													
6																													
7																													
8																													
9																													
10																													
11																													
12		↓																								↓			

Container Codes

Glass

DG9B	40mL Na Bisulfate amber vial	AG0U	100mL unpres amber glass
DG9H	40mL. HCl amber voa vial	AG1H	1L HCl amber glass
DG9M	40mL MeOH clear vial	AG1S	1L H2SO4 amber glass
DG9P	40mL TSP amber vial	AG1T	1L Na Thiosulfate amber glass
DG9S	40mL H2SO4 amber vial	AG1U	1liter unpres amber glass
DG9T	40mL Na Thio amber vial	AG2N	500mL HNO3 amber glass
DG9U	40mL unpreserved **amber** vial	AG2S	500mL H2SO4 amber glass
VG9H	40mL HCl clear vial	AG2U	500mL unpres amber glass
VG9T	40mL Na Thio. clear vial	AG3S	250mL H2SO4 amber glass
VG9U	40mL unpreserved **clear** vial	AG3U	250mL unpres amber glass
VGFX	40mL w/hexane wipe vial	AG3C	250mL NaOH amber glass
VSG	Headspace septa vial & HCl	BG1H	1L HCl clear glass
WGKU	8oz unpreserved clear jar	BG1S	1L H2SO4 clear glass
WGFU	4oz clear soil jar	BG1T	1L Na Thiosulfate clear glass
JGFU	4oz unpreserved amber wide	BG1U	1L unpreserved glass
CG3H	250mL clear glass HCl	BG3H	250mL HCl Clear Glass

Plastic / Misc.

BG3U	250mL Unpres Clear Glass
BP1A	1L NaOH, Asc Acid plastic
BP1N	1L HNO3 plastic
BP1S	1L H2SO4 plastic
BP1U	1L unpreserved plastic
BP1Z	1L NaOH, Zn, Ac
BP2A	500mL NaOH, Asc Acid plastic
BP2N	500mL HNO3 plastic
BP2O	500mL NaOH plastic
BP2S	500mL H2SO4 plastic
BP2U	500mL unpreserved plastic
BP2Z	500mL NaOH, Zn Ac
BP3B	250mL NaOH plastic
BP3N	250mL HNO3 plastic
BP3F	250mL HNO3 plastic (field filtered)
BP3U	250mL unpreserved plastic
BP3S	250mL H2SO4 plastic
BP3Z	250mL NaOH, Zn Ac plastic

AF	Air Filter
C	Air Cassettes
R	Terra core kit
SP5T	120mL Coliform Na Thiosulfate
U	Summa Can
ZPLC	Ziploc Bag

WT	Water
SL	Solid
NAL	Non-aqueous liquid
WP	Wipe

F-IN-Q-270-rev.12,11Aug2020

COC PAGE 2 of 4

Sample Container Count

SBS
DL
BK
Kit

Sample Line Item	WGFU	R	DG9H VG9H	VOA VIAL HS (>6mm)	VG9U	DG9U	DG9T	AG0U	AG1H	AG1U	AG3S	AG3C	BP1U	BP1N	BP2U	BP3U	BP3N	BP3F	BP3S	BP3B	BP3Z	CG3H				Matrix	pH <2	pH >9	pH>10
1		4																								SL			
2																													
3																													
4																													
5																													
6																													
7																													
8																													
9																													
10																													
11																													
12																													

Container Codes

Glass

DG9B	40mL Na Bisulfate amber vial	AG0U	100mL unpres amber glass
DG9H	40mL HCl amber voa vial	AG1H	1L HCl amber glass
DG9M	40mL MeOH clear vial	AG1S	1L H2SO4 amber glass
DG9P	40mL TSP amber vial	AG1T	1L Na Thiosulfate amber glass
DG9S	40mL H2SO4 amber vial	AG1U	1liter unpres amber glass
DG9T	40mL Na Thio amber vial	AG2N	500mL HNO3 amber glass
DG9U	40mL unpreserved **amber** vial	AG2S	500mL H2SO4 amber glass
VG9H	40mL HCl clear vial	AG2U	500mL unpres amber glass
VG9T	40mL Na Thio. clear vial	AG3S	250mL H2SO4 amber glass
VG9U	40mL unpreserved **clear** vial	AG3U	250mL unpres amber glass
VGFX	40mL w/hexane wipe vial	AG3C	250mL NaOH amber glass
VSG	Headspace septa vial & HCl	BG1H	1L HCl clear glass
WGKU	8oz unpreserved clear jar	BG1S	1L H2SO4 clear glass
WGFU	4oz clear soil jar	BG1T	1L Na Thiosulfate clear glass
JGFU	4oz unpreserved amber wide	BG1U	1L unpreserved glass
CG3H	250mL clear glass HCl	BG3H	250mL HCl Clear Glass

Plastic / Misc.

BG3U	250mL Unpres Clear Glass
BP1A	1L NaOH, Asc Acid plastic
BP1N	1L HNO3 plastic
BP1S	1L H2SO4 plastic
BP1U	1L unpreserved plastic
BP1Z	1L NaOH, Zn, Ac
BP2A	500mL NaOH, Asc Acid plastic
BP2N	500mL HNO3 plastic
BP2O	500mL NaOH plastic
BP2S	500mL H2SO4 plastic
BP2U	500mL unpreserved plastic
BP2Z	500mL NaOH, Zn Ac
BP3B	250mL NaOH plastic
BP3N	250mL HNO3 plastic
BP3F	250mL HNO3 plastic (field filtered)
BP3U	250mL unpreserved plastic
BP3S	250mL H2SO4 plastic
BP3Z	250mL NaOH, Zn Ac plastic

AF	Air Filter
C	Air Cassettes
R	Terra core kit
SP5T	120mL Coliform Na Thiosulfate
U	Summa Can
ZPLC	Ziploc Bag

WT	Water
SL	Solid
NAL	Non-aqueous liquid
WP	Wipe

COC PAGE 3 of 4

Sample Container Count

SBS
DI
BK
Kit

Sample Line Item	WGFU	R	DG9H VG9H	VOA VIAL HS (>6mm)	VG9U	DG9U	DG9T	AG0U	AG1H	AG1U	AG3S	AG3C	BP1U	BP1N	BP2U	BP3U	BP3N	BP3F	BP3S	BP3B	BP3Z	CG3H				Matrix	pH <2	pH >9	pH>10
1		4																								SL			
2		↓																								↓			
3																													
4																													
5		12																											
6		4																											
7		↓																											
8																													
9																													
10																													
11																													
12																													

Container Codes

Glass

DG9B	40mL Na Bisulfate amber vial	AG0U	100mL unpres amber glass
DG9H	40mL HCl amber voa vial	AG1H	1L HCl amber glass
DG9M	40mL MeOH clear vial	AG1S	1L H2SO4 amber glass
DG9P	40mL TSP amber vial	AG1T	1L Na Thiosulfate amber glass
DG9S	40mL H2SO4 amber vial	AG1U	1liter unpres amber glass
DG9T	40mL Na Thio amber vial	AG2N	500mL HNO3 amber glass
DG9U	40mL unpreserved **amber** vial	AG2S	500mL H2SO4 amber glass
VG9H	40mL HCl clear vial	AG2U	500mL unpres amber glass
VG9T	40mL Na Thio. clear vial	AG3S	250mL H2SO4 amber glass
VG9U	40mL unpreserved **clear** vial	AG3U	250mL unpres amber glass
VGFX	40mL w/hexane wipe vial	AG3C	250mL NaOH amber glass
VSG	Headspace septa vial & HCl	BG1H	1L HCl clear glass
WGKU	8oz unpreserved clear jar	BG1S	1L H2SO4 clear glass
WGFU	4oz clear soil jar	BG1T	1L Na Thiosulfate clear glass
JGFU	4oz unpreserved amber wide	BG1U	1L unpreserved glass
CG3H	250mL clear glass HCl	BG3H	250mL HCl Clear Glass

Plastic / Misc.

BG3U	250mL Unpres Clear Glass
BP1A	1L NaOH, Asc Acid plastic
BP1N	1L HNO3 plastic
BP1S	1L H2SO4 plastic
BP1U	1L unpreserved plastic
BP1Z	1L NaOH, Zn, Ac
BP2A	500mL NaOH, Asc Acid plastic
BP2N	500mL HNO3 plastic
BP2O	500mL NaOH plastic
BP2S	500mL H2SO4 plastic
BP2U	500mL unpreserved plastic
BP2Z	500mL NaOH, Zn Ac
BP3B	250mL NaOH plastic
BP3N	250mL HNO3 plastic
BP3F	250mL HNO3 plastic (field filtered)
BP3U	250mL unpreserved plastic
BP3S	250mL H2SO4 plastic
BP3Z	250mL NaOH, Zn Ac plastic

AF	Air Filter
C	Air Cassettes
R	Terra core kit
SP5T	120mL Coliform Na Thiosulfate
U	Summa Can
ZPLC	Ziploc Bag

WT	Water
SL	Solid
NAL	Non-aqueous liquid
WP	Wipe

F-IN-Q-270-rev.12,11Aug2020

COC PAGE ____ of ____

Sample Container Count

Sample Line Item	WGFU	SBS DI BK Kit R	DG9H VG9H	VOA VIAL HS (>6mm)	VG9U	DG9U	DG9T	AG0U	AG1H	AG1U	AG3S	AG3C	BP1U	BP1N	BP2U	BP3U	BP3N	BP3F	BP3S	BP3B	BP3Z	CG3H				Matrix	pH <2	pH >9	pH>10
1																													
2																													
3																													
4																													
5																													
6																													
7																													
8																													
9																													
10																													
11																													
12																													

Container Codes

Glass

DG9B	40mL Na Bisulfate amber vial	AG0U	100mL unpres amber glass
DG9H	40mL HCl amber voa vial	AG1H	1L HCl amber glass
DG9M	40mL MeOH clear vial	AG1S	1L H2SO4 amber glass
DG9P	40mL TSP amber vial	AG1T	1L Na Thiosulfate amber glass
DG9S	40mL H2SO4 amber vial	AG1U	1liter unpres amber glass
DG9T	40mL Na Thio amber vial	AG2N	500mL HNO3 amber glass
DG9U	40mL unpreserved **amber** vial	AG2S	500mL H2SO4 amber glass
VG9H	40mL HCl clear vial	AG2U	500mL unpres amber glass
VG9T	40mL Na Thio. clear vial	AG3S	250mL H2SO4 amber glass
VG9U	40mL unpreserved **clear** vial	AG3U	250mL unpres amber glass
VGFX	40mL w/hexane wipe vial	AG3C	250mL NaOH amber glass
VSG	Headspace septa vial & HCl	BG1H	1L HCl clear glass
WGKU	8oz unpreserved clear jar	BG1S	1L H2SO4 clear glass
WGFU	4oz clear soil jar	BG1T	1L Na Thiosulfate clear glass
JGFU	4oz unpreserved amber wide	BG1U	1L unpreserved glass
CG3H	250mL clear glass HCl	BG3H	250mL HCl Clear Glass

Plastic / Misc.

BG3U	250mL Unpres Clear Glass
BP1A	1L NaOH, Asc Acid plastic
BP1N	1L HNO3 plastic
BP1S	1L H2SO4 plastic
BP1U	1L unpreserved plastic
BP1Z	1L NaOH, Zn, Ac
BP2A	500mL NaOH, Asc Acid plastic
BP2N	500mL HNO3 plastic
BP2O	500mL NaOH plastic
BP2S	500mL H2SO4 plastic
BP2U	500mL unpreserved plastic
BP2Z	500mL NaOH, Zn Ac
BP3B	250mL NaOH plastic
BP3N	250mL HNO3 plastic
BP3F	250mL HNO3 plastic (field filtered)
BP3U	250mL unpreserved plastic
BP3S	250mL H2SO4 plastic
BP3Z	250mL NaOH, Zn Ac plastic

AF	Air Filter
C	Air Cassettes
R	Terra core kit
SP5T	120mL Coliform Na Thiosulfate
U	Summa Can
ZPLC	Ziploc Bag

WT	Water
SL	Solid
NAL	Non-aqueous liquid
WP	Wipe

COC PAGE 4 of 4

Sample Container Count

SBS
DL
BK
Kit

Sample Line Item	WGFU	R	DG9H	VG9H	VOA VIAL HS (>6mm)	VG9U	DG9U	DG9T	AG0U	AG1H	AG1U	AG3S	AG3C	BP1U	BP1N	BP2U	BP3U	BP3N	BP3F	BP3S	BP3B	BP3Z	CG3H				Matrix	pH <2	pH >9	pH>10
1		4																									SL			
2		↓																									↓			
3		↓																									↓			
4		↓																									↓			
5		↓																									↓			
6		↓																									↓			
7		↓																									↓			
8			3																								WT			
9			↓																								↓			
10																														
11																														
12																														

Container Codes

Glass

DG9B	40mL Na Bisulfate amber vial	AG0U	100mL unpres amber glass
DG9H	40mL HCl amber voa vial	AG1H	1L HCl amber glass
DG9M	40mL MeOH clear vial	AG1S	1L H2SO4 amber glass
DG9P	40mL TSP amber vial	AG1T	1L Na Thiosulfate amber glass
DG9S	40mL H2SO4 amber vial	AG1U	1liter unpres amber glass
DG9T	40mL Na Thio amber vial	AG2N	500mL HNO3 amber glass
DG9U	40mL unpreserved **amber** vial	AG2S	500mL H2SO4 amber glass
VG9H	40mL HCl clear vial	AG2U	500mL unpres amber glass
VG9T	40mL Na Thio. clear vial	AG3S	250mL H2SO4 amber glass
VG9U	40mL unpreserved **clear** vial	AG3U	250mL unpres amber glass
VGFX	40mL w/hexane wipe vial	AG3C	250mL NaOH amber glass
VSG	Headspace septa vial & HCl	BG1H	1L HCl clear glass
WGKU	8oz unpreserved clear jar	BG1S	1L H2SO4 clear glass
WGFU	4oz clear soil jar	BG1T	1L Na Thiosulfate clear glass
JGFU	4oz unpreserved amber wide	BG1U	1L unpreserved glass
CG3H	250mL clear glass HCl	BG3H	250mL HCl Clear Glass

Plastic / Misc.

BG3U	250mL Unpres Clear Glass
BP1A	1L NaOH, Asc Acid plastic
BP1N	1L HNO3 plastic
BP1S	1L H2SO4 plastic
BP1U	1L unpreserved plastic
BP1Z	1L NaOH, Zn, Ac
BP2A	500mL NaOH, Asc Acid plastic
BP2N	500mL HNO3 plastic
BP2O	500mL NaOH plastic
BP2S	500mL H2SO4 plastic
BP2U	500mL unpreserved plastic
BP2Z	500mL NaOH, Zn Ac
BP3B	250mL NaOH plastic
BP3N	250mL HNO3 plastic
BP3F	250mL HNO3 plastic (field filtered)

BP3U	250mL unpreserved plastic
BP3S	250mL H2SO4 plastic
BP3Z	250mL NaOH, Zn Ac plastic

AF	Air Filter
C	Air Cassettes
R	Terra core kit
SP5T	120mL Coliform Na Thiosulfate
U	Summa Can
ZPLC	Ziploc Bag

WT	Water
SL	Solid
NAL	Non-aqueous liquid
WP	Wipe

Pace Analytical Services, LLC
7726 Moller Road
Indianapolis, IN 46268
(317)228-3100

September 25, 2020

Mr. Chris Newell
IWM Consulting
7428 Rockville Road
Indianapolis, IN 46214

RE: Project: Amphenol
Pace Project No.: 50267804

Dear Mr. Newell:

Enclosed are the analytical results for sample(s) received by the laboratory on September 18, 2020. The results relate only to the samples included in this report. Results reported herein conform to the applicable TNI/NELAC Standards and the laboratory's Quality Manual, where applicable, unless otherwise noted in the body of the report.

The test results provided in this final report were generated by each of the following laboratories within the Pace Network:

- Pace Analytical Services - Indianapolis

If you have any questions concerning this report, please feel free to contact me.

Sincerely,

Susan Brotherton

Sue Brotherton
sue.brotherton@pacelabs.com
(317)228-3100
Project Manager

Enclosures

cc: Mr. Brad Gentry, IWM Consulting
Mr. Chris Parks, IWM Consulting Group

This report shall not be reproduced, except in full,
without the written consent of Pace Analytical Services, LLC.

Pace Analytical Services, LLC
7726 Moller Road
Indianapolis, IN 46268
(317)228-3100

CERTIFICATIONS

Project:	Amphenol
Pace Project No.:	50267804

Pace Analytical Services Indianapolis

7726 Moller Road, Indianapolis, IN 46268
Illinois Accreditation #: 200074
Indiana Drinking Water Laboratory #: C-49-06
Kansas/TNI Certification #: E-10177
Kentucky UST Agency Interest #: 80226
Kentucky WW Laboratory ID #: 98019
Michigan Drinking Water Laboratory #9050
Ohio VAP Certified Laboratory #: CL0065
Oklahoma Laboratory #: 9204
Texas Certification #: T104704355
West Virginia Certification #: 330
Wisconsin Laboratory #: 999788130
USDA Soil Permit #: P330-19-00257

This report shall not be reproduced, except in full,
without the written consent of Pace Analytical Services, LLC.

Pace Analytical Services, LLC
7726 Moller Road
Indianapolis, IN 46268
(317)228-3100

SAMPLE SUMMARY

Project: Amphenol
Pace Project No.: 50267804

Lab ID	Sample ID	Matrix	Date Collected	Date Received
50267804001	**GP-45 SL (14.50-15.00)**	Solid	09/18/20 10:39	09/18/20 15:38
50267804002	**GP-45 SL (21.25-21.75)**	Solid	09/18/20 10:43	09/18/20 15:38
50267804003	**GP-45 SL (21.75-22.25)**	Solid	09/18/20 10:45	09/18/20 15:38
50267804004	**GP-45 SL (20.00-20.50)**	Solid	09/18/20 10:47	09/18/20 15:38
50267804005	**GP-46 SL (14.50-15.00)**	Solid	09/18/20 11:05	09/18/20 15:38
50267804006	**GP-46 SL (22.75-23.25)**	Solid	09/18/20 11:07	09/18/20 15:38
50267804007	**GP-46 SL (23.25-23.75)**	Solid	09/18/20 11:09	09/18/20 15:38
50267804008	**GP-46 SL (22.00-22.50)**	Solid	09/18/20 11:13	09/18/20 15:38
50267804009	**GP-47 SL (15.25-15.75)**	Solid	09/18/20 11:27	09/18/20 15:38
50267804010	**GP-47 SL (21.50-22.00)**	Solid	09/18/20 11:30	09/18/20 15:38
50267804011	**GP-47 SL (23.75-24.25)**	Solid	09/18/20 11:32	09/18/20 15:38
50267804012	**GP-47 SL (24.25-24.75)**	Solid	09/18/20 11:34	09/18/20 15:38
50267804013	**GP-48 SL (15.50-16.00)**	Solid	09/18/20 12:02	09/18/20 15:38
50267804014	**GP-48 SL (25.00-25.50)**	Solid	09/18/20 12:04	09/18/20 15:38
50267804015	**GP-48 SL (24.50-25.00)**	Solid	09/18/20 12:06	09/18/20 15:38
50267804016	**GP-48 SL (23.50-24.00)**	Solid	09/18/20 12:08	09/18/20 15:38
50267804017	**GP-49 SL (12-14)**	Solid	09/18/20 12:43	09/18/20 15:38
50267804018	**GP-49 SL (14.50-15.00)**	Solid	09/18/20 12:45	09/18/20 15:38
50267804019	**GP-49 SL (21.50-22.00)**	Solid	09/18/20 12:50	09/18/20 15:38
50267804020	**GP-49 SL (23.50-24.00)**	Solid	09/18/20 12:52	09/18/20 15:38
50267804021	**GP-50 SL (14.50-15.00)**	Solid	09/18/20 13:30	09/18/20 15:38
50267804022	**GP-50 SL (22.50-23.00)**	Solid	09/18/20 13:42	09/18/20 15:38
50267804023	**GP-50 SL (23.75-24.25)**	Solid	09/18/20 13:34	09/18/20 15:38
50267804024	**GP-50 SL (24.25-24.75)**	Solid	09/18/20 13:38	09/18/20 15:38
50267804025	**FD-7**	Solid	09/18/20 08:00	09/18/20 15:38
50267804026	**FD-8**	Solid	09/18/20 08:00	09/18/20 15:38
50267804027	**FD-9**	Solid	09/18/20 08:00	09/18/20 15:38
50267804028	**GP-49 SL (6-8)**	Solid	09/18/20 12:55	09/18/20 15:38
50267804029	**TB-3 WT**	Water	09/18/20 10:32	09/18/20 15:38
50267804030	**EB-3 WT**	Water	09/18/20 14:00	09/18/20 15:38

This report shall not be reproduced, except in full,
without the written consent of Pace Analytical Services, LLC.

Pace Analytical Services, LLC
7726 Moller Road
Indianapolis, IN 46268
(317)228-3100

SAMPLE ANALYTE COUNT

Project: Amphenol
Pace Project No.: 50267804

Lab ID	Sample ID	Method	Analysts	Analytes Reported	Laboratory
50267804001	**GP-45 SL (14.50-15.00)**	EPA 8260	ZAH	12	PASI-I
		SM 2540G	SWJ	1	PASI-I
50267804002	**GP-45 SL (21.25-21.75)**	EPA 8260	ZAH	12	PASI-I
		SM 2540G	SWJ	1	PASI-I
50267804003	**GP-45 SL (21.75-22.25)**	EPA 8260	ZAH	12	PASI-I
		SM 2540G	SWJ	1	PASI-I
50267804004	**GP-45 SL (20.00-20.50)**	EPA 8260	TMW, ZAH	12	PASI-I
		SM 2540G	SWJ	1	PASI-I
50267804005	**GP-46 SL (14.50-15.00)**	EPA 8260	ZAH	12	PASI-I
		SM 2540G	SWJ	1	PASI-I
50267804006	**GP-46 SL (22.75-23.25)**	EPA 8260	ZAH	12	PASI-I
		SM 2540G	SWJ	1	PASI-I
50267804007	**GP-46 SL (23.25-23.75)**	EPA 8260	ZAH	12	PASI-I
		SM 2540G	SWJ	1	PASI-I
50267804008	**GP-46 SL (22.00-22.50)**	EPA 8260	ZAH	12	PASI-I
		SM 2540G	SWJ	1	PASI-I
50267804009	**GP-47 SL (15.25-15.75)**	EPA 8260	ZAH	12	PASI-I
		SM 2540G	SWJ	1	PASI-I
50267804010	**GP-47 SL (21.50-22.00)**	EPA 8260	ZAH	12	PASI-I
		SM 2540G	SWJ	1	PASI-I
50267804011	**GP-47 SL (23.75-24.25)**	EPA 8260	ZAH	12	PASI-I
		SM 2540G	SWJ	1	PASI-I
50267804012	**GP-47 SL (24.25-24.75)**	EPA 8260	TMW, ZAH	12	PASI-I
		SM 2540G	SWJ	1	PASI-I
50267804013	**GP-48 SL (15.50-16.00)**	EPA 8260	ZAH	12	PASI-I
		SM 2540G	SWJ	1	PASI-I
50267804014	**GP-48 SL (25.00-25.50)**	EPA 8260	ZAH	12	PASI-I
		SM 2540G	SWJ	1	PASI-I
50267804015	**GP-48 SL (24.50-25.00)**	EPA 8260	ZAH	12	PASI-I
		SM 2540G	SWJ	1	PASI-I
50267804016	**GP-48 SL (23.50-24.00)**	EPA 8260	ZAH	12	PASI-I
		SM 2540G	SWJ	1	PASI-I
50267804017	**GP-49 SL (12-14)**	EPA 8260	ZAH	12	PASI-I
		SM 2540G	SWJ	1	PASI-I
50267804018	**GP-49 SL (14.50-15.00)**	EPA 8260	ZAH	12	PASI-I
		SM 2540G	SWJ	1	PASI-I
50267804019	**GP-49 SL (21.50-22.00)**	EPA 8260	ZAH	12	PASI-I

This report shall not be reproduced, except in full,
without the written consent of Pace Analytical Services, LLC.

Pace Analytical Services, LLC
7726 Moller Road
Indianapolis, IN 46268
(317)228-3100

SAMPLE ANALYTE COUNT

Project: Amphenol
Pace Project No.: 50267804

Lab ID	Sample ID	Method	Analysts	Analytes Reported	Laboratory
		SM 2540G	SWJ	1	PASI-I
50267804020	**GP-49 SL (23.50-24.00)**	EPA 8260	ZAH	12	PASI-I
		SM 2540G	SWJ	1	PASI-I
50267804021	**GP-50 SL (14.50-15.00)**	EPA 8260	ZAH	12	PASI-I
		SM 2540G	SWJ	1	PASI-I
50267804022	**GP-50 SL (22.50-23.00)**	EPA 8260	ZAH	12	PASI-I
		SM 2540G	SWJ	1	PASI-I
50267804023	**GP-50 SL (23.75-24.25)**	EPA 8260	ZAH	12	PASI-I
		SM 2540G	SWJ	1	PASI-I
50267804024	**GP-50 SL (24.25-24.75)**	EPA 8260	ZAH	12	PASI-I
		SM 2540G	SWJ	1	PASI-I
50267804025	**FD-7**	EPA 8260	ZAH	12	PASI-I
		SM 2540G	SWJ	1	PASI-I
50267804026	**FD-8**	EPA 8260	ZAH	12	PASI-I
		SM 2540G	SWJ	1	PASI-I
50267804027	**FD-9**	EPA 8260	ZAH	12	PASI-I
		SM 2540G	SWJ	1	PASI-I
50267804028	**GP-49 SL (6-8)**	EPA 8260	ZAH	12	PASI-I
		SM 2540G	SWJ	1	PASI-I
50267804029	**TB-3 WT**	EPA 8260	TMW	12	PASI-I
50267804030	**EB-3 WT**	EPA 8260	TMW	12	PASI-I

PASI-I = Pace Analytical Services - Indianapolis

This report shall not be reproduced, except in full,
without the written consent of Pace Analytical Services, LLC.

Pace Analytical Services, LLC
7726 Moller Road
Indianapolis, IN 46268
(317)228-3100

SUMMARY OF DETECTION

Project: Amphenol
Pace Project No.: 50267804

Lab Sample ID Method	Client Sample ID Parameters	Result	Units	Report Limit	Analyzed	Qualifiers
50267804001	**GP-45 SL (14.50-15.00)**					
EPA 8260	Methylene Chloride	0.0071J	mg/kg	0.025	09/22/20 00:49	
EPA 8260	Tetrachloroethene	0.090	mg/kg	0.0063	09/22/20 00:49	
EPA 8260	Trichloroethene	0.0015J	mg/kg	0.0063	09/22/20 00:49	
SM 2540G	Percent Moisture	10.7	%	0.10	09/22/20 13:12	N2
50267804002	**GP-45 SL (21.25-21.75)**					
EPA 8260	Tetrachloroethene	0.049	mg/kg	0.0052	09/22/20 01:20	
EPA 8260	1,1,1-Trichloroethane	0.0011J	mg/kg	0.0052	09/22/20 01:20	
EPA 8260	Trichloroethene	0.012	mg/kg	0.0052	09/22/20 01:20	
SM 2540G	Percent Moisture	6.8	%	0.10	09/22/20 13:12	N2
50267804003	**GP-45 SL (21.75-22.25)**					
EPA 8260	1,1-Dichloroethane	0.011	mg/kg	0.0039	09/22/20 01:52	
EPA 8260	cis-1,2-Dichloroethene	0.0039	mg/kg	0.0039	09/22/20 01:52	
EPA 8260	trans-1,2-Dichloroethene	0.00057J	mg/kg	0.0039	09/22/20 01:52	
EPA 8260	Tetrachloroethene	0.0092	mg/kg	0.0039	09/22/20 01:52	
EPA 8260	1,1,1-Trichloroethane	0.0021J	mg/kg	0.0039	09/22/20 01:52	
EPA 8260	Trichloroethene	6.4	mg/kg	0.41	09/22/20 12:20	
SM 2540G	Percent Moisture	7.7	%	0.10	09/22/20 13:12	N2
50267804004	**GP-45 SL (20.00-20.50)**					
EPA 8260	Tetrachloroethene	0.086	mg/kg	0.0059	09/22/20 02:23	
EPA 8260	1,1,1-Trichloroethane	0.0021J	mg/kg	0.0059	09/22/20 02:23	
EPA 8260	Trichloroethene	0.011	mg/kg	0.0059	09/24/20 15:04	
SM 2540G	Percent Moisture	23.6	%	0.10	09/22/20 13:12	N2
50267804005	**GP-46 SL (14.50-15.00)**					
EPA 8260	Tetrachloroethene	0.16	mg/kg	0.0049	09/22/20 02:55	
EPA 8260	1,1,1-Trichloroethane	0.023	mg/kg	0.0049	09/22/20 02:55	
EPA 8260	Trichloroethene	0.17	mg/kg	0.0049	09/22/20 02:55	
SM 2540G	Percent Moisture	13.3	%	0.10	09/22/20 13:12	N2
50267804006	**GP-46 SL (22.75-23.25)**					
EPA 8260	1,1-Dichloroethane	0.0029J	mg/kg	0.0045	09/22/20 03:26	
EPA 8260	cis-1,2-Dichloroethene	0.0016J	mg/kg	0.0045	09/22/20 03:26	
EPA 8260	Tetrachloroethene	0.00095J	mg/kg	0.0045	09/22/20 03:26	
EPA 8260	1,1,1-Trichloroethane	0.040	mg/kg	0.0045	09/22/20 03:26	
EPA 8260	Trichloroethene	5.0	mg/kg	0.45	09/22/20 13:23	
SM 2540G	Percent Moisture	15.0	%	0.10	09/22/20 13:12	N2
50267804007	**GP-46 SL (23.25-23.75)**					
EPA 8260	1,1-Dichloroethane	0.079	mg/kg	0.0039	09/22/20 03:58	
EPA 8260	cis-1,2-Dichloroethene	0.0041	mg/kg	0.0039	09/22/20 03:58	
EPA 8260	trans-1,2-Dichloroethene	0.00044J	mg/kg	0.0039	09/22/20 03:58	
EPA 8260	Methylene Chloride	0.0039J	mg/kg	0.016	09/22/20 03:58	
EPA 8260	Trichloroethene	7.6	mg/kg	0.20	09/22/20 13:55	
SM 2540G	Percent Moisture	8.0	%	0.10	09/22/20 13:12	N2
50267804008	**GP-46 SL (22.00-22.50)**					
EPA 8260	1,1-Dichloroethane	0.0081	mg/kg	0.0040	09/22/20 04:29	

This report shall not be reproduced, except in full,
without the written consent of Pace Analytical Services, LLC.

Pace Analytical Services, LLC
7726 Moller Road
Indianapolis, IN 46268
(317)228-3100

SUMMARY OF DETECTION

Project: Amphenol
Pace Project No.: 50267804

Lab Sample ID / Method	Client Sample ID / Parameters	Result	Units	Report Limit	Analyzed	Qualifiers
50267804008	**GP-46 SL (22.00-22.50)**					
EPA 8260	cis-1,2-Dichloroethene	0.0032J	mg/kg	0.0040	09/22/20 04:29	
EPA 8260	trans-1,2-Dichloroethene	0.00070J	mg/kg	0.0040	09/22/20 04:29	
EPA 8260	Tetrachloroethene	0.0053	mg/kg	0.0040	09/22/20 04:29	
EPA 8260	1,1,1-Trichloroethane	0.031	mg/kg	0.0040	09/22/20 04:29	
EPA 8260	Trichloroethene	8.3	mg/kg	0.44	09/22/20 14:27	
SM 2540G	Percent Moisture	13.4	%	0.10	09/22/20 13:12	N2
50267804009	**GP-47 SL (15.25-15.75)**					
EPA 8260	Tetrachloroethene	0.22	mg/kg	0.0044	09/22/20 05:01	
EPA 8260	1,1,1-Trichloroethane	0.0013J	mg/kg	0.0044	09/22/20 05:01	
EPA 8260	Trichloroethene	0.0038J	mg/kg	0.0044	09/22/20 05:01	
SM 2540G	Percent Moisture	5.0	%	0.10	09/22/20 13:12	N2
50267804010	**GP-47 SL (21.50-22.00)**					
EPA 8260	1,1,1-Trichloroethane	0.054	mg/kg	0.0044	09/22/20 05:32	
EPA 8260	Trichloroethene	4.2	mg/kg	0.27	09/22/20 14:59	
SM 2540G	Percent Moisture	12.8	%	0.10	09/22/20 13:14	N2
50267804011	**GP-47 SL (23.75-24.25)**					
EPA 8260	1,1,1-Trichloroethane	0.037	mg/kg	0.0048	09/22/20 06:04	
EPA 8260	Trichloroethene	6.2	mg/kg	0.26	09/22/20 15:31	
SM 2540G	Percent Moisture	10.7	%	0.10	09/22/20 13:14	N2
50267804012	**GP-47 SL (24.25-24.75)**					
EPA 8260	1,1-Dichloroethane	0.0084	mg/kg	0.0036	09/22/20 06:20	
EPA 8260	cis-1,2-Dichloroethene	0.0039	mg/kg	0.0036	09/22/20 06:20	
EPA 8260	trans-1,2-Dichloroethene	0.00046J	mg/kg	0.0036	09/22/20 06:20	
EPA 8260	Methylene Chloride	0.0021J	mg/kg	0.014	09/22/20 06:20	L1
EPA 8260	1,1,1-Trichloroethane	0.0032J	mg/kg	0.0036	09/22/20 06:20	
EPA 8260	Trichloroethene	7.0	mg/kg	0.80	09/24/20 15:28	M1, R1
SM 2540G	Percent Moisture	8.5	%	0.10	09/22/20 13:14	N2
50267804013	**GP-48 SL (15.50-16.00)**					
EPA 8260	Tetrachloroethene	0.055	mg/kg	0.0071	09/22/20 06:35	
EPA 8260	Trichloroethene	0.0047J	mg/kg	0.0071	09/22/20 06:35	
SM 2540G	Percent Moisture	4.1	%	0.10	09/22/20 13:15	N2
50267804014	**GP-48 SL (25.00-25.50)**					
EPA 8260	1,1-Dichloroethane	0.016	mg/kg	0.0039	09/21/20 22:27	
EPA 8260	cis-1,2-Dichloroethene	0.0049	mg/kg	0.0039	09/21/20 22:27	
EPA 8260	trans-1,2-Dichloroethene	0.00028J	mg/kg	0.0039	09/21/20 22:27	
EPA 8260	Tetrachloroethene	0.0032J	mg/kg	0.0039	09/21/20 22:27	
EPA 8260	1,1,1-Trichloroethane	0.00038J	mg/kg	0.0039	09/21/20 22:27	
EPA 8260	Trichloroethene	4.9	mg/kg	0.20	09/22/20 16:03	
SM 2540G	Percent Moisture	8.3	%	0.10	09/22/20 13:15	N2
50267804015	**GP-48 SL (24.50-25.00)**					
EPA 8260	Tetrachloroethene	0.10	mg/kg	0.0044	09/21/20 22:58	
EPA 8260	1,1,1-Trichloroethane	0.0064	mg/kg	0.0044	09/21/20 22:58	
EPA 8260	Trichloroethene	0.093	mg/kg	0.0044	09/21/20 22:58	

This report shall not be reproduced, except in full,
without the written consent of Pace Analytical Services, LLC.

Pace Analytical Services, LLC
7726 Moller Road
Indianapolis, IN 46268
(317)228-3100

SUMMARY OF DETECTION

Project: Amphenol
Pace Project No.: 50267804

Lab Sample ID Method	Client Sample ID Parameters	Result	Units	Report Limit	Analyzed	Qualifiers
50267804015	**GP-48 SL (24.50-25.00)**					
SM 2540G	Percent Moisture	8.8	%	0.10	09/22/20 13:15	N2
50267804016	**GP-48 SL (23.50-24.00)**					
EPA 8260	Tetrachloroethene	0.11	mg/kg	0.0049	09/21/20 23:30	
EPA 8260	1,1,1-Trichloroethane	0.014	mg/kg	0.0049	09/21/20 23:30	
EPA 8260	Trichloroethene	0.082	mg/kg	0.0049	09/21/20 23:30	
SM 2540G	Percent Moisture	11.9	%	0.10	09/22/20 13:15	N2
50267804017	**GP-49 SL (12-14)**					
EPA 8260	Tetrachloroethene	0.0036J	mg/kg	0.0042	09/22/20 00:02	
EPA 8260	Trichloroethene	0.0011J	mg/kg	0.0042	09/22/20 00:02	
SM 2540G	Percent Moisture	12.0	%	0.10	09/22/20 13:15	N2
50267804018	**GP-49 SL (14.50-15.00)**					
EPA 8260	Methylene Chloride	0.0036J	mg/kg	0.020	09/22/20 00:33	L1
EPA 8260	Tetrachloroethene	0.0038J	mg/kg	0.0051	09/22/20 00:33	
EPA 8260	Trichloroethene	0.00056J	mg/kg	0.0051	09/22/20 00:33	
SM 2540G	Percent Moisture	13.6	%	0.10	09/22/20 13:15	N2
50267804019	**GP-49 SL (21.50-22.00)**					
EPA 8260	Tetrachloroethene	0.018	mg/kg	0.0051	09/22/20 01:05	
EPA 8260	1,1,1-Trichloroethane	0.0049J	mg/kg	0.0051	09/22/20 01:05	
EPA 8260	Trichloroethene	0.0084	mg/kg	0.0051	09/22/20 01:05	
SM 2540G	Percent Moisture	13.7	%	0.10	09/22/20 13:15	N2
50267804020	**GP-49 SL (23.50-24.00)**					
EPA 8260	Methylene Chloride	0.0030J	mg/kg	0.016	09/22/20 01:36	L1
EPA 8260	Tetrachloroethene	0.15	mg/kg	0.0040	09/22/20 01:36	
EPA 8260	1,1,1-Trichloroethane	0.024	mg/kg	0.0040	09/22/20 01:36	
EPA 8260	Trichloroethene	0.055	mg/kg	0.0040	09/22/20 01:36	
SM 2540G	Percent Moisture	9.9	%	0.10	09/22/20 13:15	N2
50267804021	**GP-50 SL (14.50-15.00)**					
EPA 8260	Tetrachloroethene	0.031	mg/kg	0.0047	09/22/20 05:48	M1, R1
SM 2540G	Percent Moisture	5.3	%	0.10	09/22/20 13:15	N2
50267804022	**GP-50 SL (22.50-23.00)**					
EPA 8260	Tetrachloroethene	0.050	mg/kg	0.0042	09/22/20 02:07	
EPA 8260	1,1,1-Trichloroethane	0.0014J	mg/kg	0.0042	09/22/20 02:07	
SM 2540G	Percent Moisture	5.2	%	0.10	09/22/20 13:15	N2
50267804023	**GP-50 SL (23.75-24.25)**					
EPA 8260	Tetrachloroethene	0.0049J	mg/kg	0.0050	09/22/20 02:39	
EPA 8260	1,1,1-Trichloroethane	0.0014J	mg/kg	0.0050	09/22/20 02:39	
SM 2540G	Percent Moisture	6.8	%	0.10	09/22/20 13:15	N2
50267804024	**GP-50 SL (24.25-24.75)**					
EPA 8260	1,1-Dichloroethane	0.0030J	mg/kg	0.0039	09/22/20 03:11	
EPA 8260	Tetrachloroethene	0.0013J	mg/kg	0.0039	09/22/20 03:11	
EPA 8260	1,1,1-Trichloroethane	0.023	mg/kg	0.0039	09/22/20 03:11	
EPA 8260	Trichloroethene	0.082	mg/kg	0.0039	09/22/20 03:11	

This report shall not be reproduced, except in full,
without the written consent of Pace Analytical Services, LLC.

Pace Analytical Services, LLC
7726 Moller Road
Indianapolis, IN 46268
(317)228-3100

SUMMARY OF DETECTION

Project: Amphenol
Pace Project No.: 50267804

Lab Sample ID Method	Client Sample ID Parameters	Result	Units	Report Limit	Analyzed	Qualifiers
50267804024	**GP-50 SL (24.25-24.75)**					
SM 2540G	Percent Moisture	8.2	%	0.10	09/22/20 13:15	N2
50267804025	**FD-7**					
EPA 8260	Tetrachloroethene	0.083	mg/kg	0.0049	09/22/20 03:42	
EPA 8260	1,1,1-Trichloroethane	0.00035J	mg/kg	0.0049	09/22/20 03:42	
EPA 8260	Trichloroethene	0.0019J	mg/kg	0.0049	09/22/20 03:42	
SM 2540G	Percent Moisture	11.3	%	0.10	09/22/20 13:15	N2
50267804026	**FD-8**					
EPA 8260	Tetrachloroethene	0.098	mg/kg	0.0048	09/22/20 04:14	
EPA 8260	1,1,1-Trichloroethane	0.0083	mg/kg	0.0048	09/22/20 04:14	
EPA 8260	Trichloroethene	0.079	mg/kg	0.0048	09/22/20 04:14	
SM 2540G	Percent Moisture	7.0	%	0.10	09/22/20 13:15	N2
50267804027	**FD-9**					
EPA 8260	Tetrachloroethene	0.028	mg/kg	0.0046	09/22/20 04:45	
EPA 8260	1,1,1-Trichloroethane	0.0096	mg/kg	0.0046	09/22/20 04:45	
EPA 8260	Trichloroethene	0.012	mg/kg	0.0046	09/22/20 04:45	
SM 2540G	Percent Moisture	9.7	%	0.10	09/22/20 13:15	N2
50267804028	**GP-49 SL (6-8)**					
EPA 8260	Tetrachloroethene	0.0090	mg/kg	0.0049	09/22/20 05:17	
EPA 8260	Trichloroethene	0.00042J	mg/kg	0.0049	09/22/20 05:17	
SM 2540G	Percent Moisture	11.3	%	0.10	09/22/20 13:15	N2

This report shall not be reproduced, except in full,
without the written consent of Pace Analytical Services, LLC.

Pace Analytical Services, LLC
7726 Moller Road
Indianapolis, IN 46268
(317)228-3100

ANALYTICAL RESULTS

Project: Amphenol
Pace Project No.: 50267804

Sample: GP-45 SL (14.50-15.00) **Lab ID: 50267804001** Collected: 09/18/20 10:39 Received: 09/18/20 15:38 Matrix: Solid

Results reported on a "dry weight" basis and are adjusted for percent moisture, sample size and any dilutions.

Parameters	Results	Units	Report Limit	MDL	DF	Prepared	Analyzed	CAS No.	Qual
8260 MSV 5035A VOA	Analytical Method: EPA 8260								
	Pace Analytical Services - Indianapolis								
1,1-Dichloroethane	ND	mg/kg	0.0063	0.00058	1		09/22/20 00:49	75-34-3	
1,2-Dichloroethane	ND	mg/kg	0.0063	0.00064	1		09/22/20 00:49	107-06-2	
cis-1,2-Dichloroethene	ND	mg/kg	0.0063	0.00060	1		09/22/20 00:49	156-59-2	
trans-1,2-Dichloroethene	ND	mg/kg	0.0063	0.00059	1		09/22/20 00:49	156-60-5	
Methylene Chloride	**0.0071J**	mg/kg	0.025	0.0061	1		09/22/20 00:49	75-09-2	
Tetrachloroethene	**0.090**	mg/kg	0.0063	0.00046	1		09/22/20 00:49	127-18-4	
1,1,1-Trichloroethane	ND	mg/kg	0.0063	0.00053	1		09/22/20 00:49	71-55-6	
Trichloroethene	**0.0015J**	mg/kg	0.0063	0.00056	1		09/22/20 00:49	79-01-6	
Vinyl chloride	ND	mg/kg	0.0063	0.00012	1		09/22/20 00:49	75-01-4	
Surrogates									
Dibromofluoromethane (S)	99	%.	73-133		1		09/22/20 00:49	1868-53-7	
Toluene-d8 (S)	104	%.	73-130		1		09/22/20 00:49	2037-26-5	
4-Bromofluorobenzene (S)	80	%.	55-129		1		09/22/20 00:49	460-00-4	
Percent Moisture	Analytical Method: SM 2540G								
	Pace Analytical Services - Indianapolis								
Percent Moisture	**10.7**	%	0.10	0.10	1		09/22/20 13:12		N2

This report shall not be reproduced, except in full,
without the written consent of Pace Analytical Services, LLC.

Pace Analytical Services, LLC
7726 Moller Road
Indianapolis, IN 46268
(317)228-3100

ANALYTICAL RESULTS

Project: Amphenol
Pace Project No.: 50267804

Sample: GP-45 SL (21.25-21.75) **Lab ID: 50267804002** Collected: 09/18/20 10:43 Received: 09/18/20 15:38 Matrix: Solid

Results reported on a "dry weight" basis and are adjusted for percent moisture, sample size and any dilutions.

Parameters	Results	Units	Report Limit	MDL	DF	Prepared	Analyzed	CAS No.	Qual
8260 MSV 5035A VOA	Analytical Method: EPA 8260								
	Pace Analytical Services - Indianapolis								
1,1-Dichloroethane	ND	mg/kg	0.0052	0.00048	1		09/22/20 01:20	75-34-3	
1,2-Dichloroethane	ND	mg/kg	0.0052	0.00053	1		09/22/20 01:20	107-06-2	
cis-1,2-Dichloroethene	ND	mg/kg	0.0052	0.00049	1		09/22/20 01:20	156-59-2	
trans-1,2-Dichloroethene	ND	mg/kg	0.0052	0.00048	1		09/22/20 01:20	156-60-5	
Methylene Chloride	ND	mg/kg	0.021	0.0050	1		09/22/20 01:20	75-09-2	
Tetrachloroethene	**0.049**	mg/kg	0.0052	0.00038	1		09/22/20 01:20	127-18-4	
1,1,1-Trichloroethane	**0.0011J**	mg/kg	0.0052	0.00043	1		09/22/20 01:20	71-55-6	
Trichloroethene	**0.012**	mg/kg	0.0052	0.00046	1		09/22/20 01:20	79-01-6	
Vinyl chloride	ND	mg/kg	0.0052	0.00010	1		09/22/20 01:20	75-01-4	
Surrogates									
Dibromofluoromethane (S)	101	%.	73-133		1		09/22/20 01:20	1868-53-7	
Toluene-d8 (S)	105	%.	73-130		1		09/22/20 01:20	2037-26-5	
4-Bromofluorobenzene (S)	85	%.	55-129		1		09/22/20 01:20	460-00-4	
Percent Moisture	Analytical Method: SM 2540G								
	Pace Analytical Services - Indianapolis								
Percent Moisture	**6.8**	%	0.10	0.10	1		09/22/20 13:12		N2

This report shall not be reproduced, except in full,
without the written consent of Pace Analytical Services, LLC.

Pace Analytical Services, LLC
7726 Moller Road
Indianapolis, IN 46268
(317)228-3100

ANALYTICAL RESULTS

Project: Amphenol
Pace Project No.: 50267804

Sample: GP-45 SL (21.75-22.25) **Lab ID: 50267804003** Collected: 09/18/20 10:45 Received: 09/18/20 15:38 Matrix: Solid

Results reported on a "dry weight" basis and are adjusted for percent moisture, sample size and any dilutions.

Parameters	Results	Units	Report Limit	MDL	DF	Prepared	Analyzed	CAS No.	Qual
8260 MSV 5035A VOA	Analytical Method: EPA 8260								
	Pace Analytical Services - Indianapolis								
1,1-Dichloroethane	**0.011**	mg/kg	0.0039	0.00036	1		09/22/20 01:52	75-34-3	
1,2-Dichloroethane	ND	mg/kg	0.0039	0.00040	1		09/22/20 01:52	107-06-2	
cis-1,2-Dichloroethene	**0.0039**	mg/kg	0.0039	0.00037	1		09/22/20 01:52	156-59-2	
trans-1,2-Dichloroethene	**0.00057J**	mg/kg	0.0039	0.00036	1		09/22/20 01:52	156-60-5	
Methylene Chloride	ND	mg/kg	0.015	0.0038	1		09/22/20 01:52	75-09-2	
Tetrachloroethene	**0.0092**	mg/kg	0.0039	0.00028	1		09/22/20 01:52	127-18-4	
1,1,1-Trichloroethane	**0.0021J**	mg/kg	0.0039	0.00032	1		09/22/20 01:52	71-55-6	
Trichloroethene	**6.4**	mg/kg	0.41	0.022	100		09/22/20 12:20	79-01-6	
Vinyl chloride	ND	mg/kg	0.0039	0.000076	1		09/22/20 01:52	75-01-4	
Surrogates									
Dibromofluoromethane (S)	106	%.	73-133		1		09/22/20 01:52	1868-53-7	
Toluene-d8 (S)	130	%.	73-130		1		09/22/20 01:52	2037-26-5	
4-Bromofluorobenzene (S)	67	%.	55-129		1		09/22/20 01:52	460-00-4	
Percent Moisture	Analytical Method: SM 2540G								
	Pace Analytical Services - Indianapolis								
Percent Moisture	**7.7**	%	0.10	0.10	1		09/22/20 13:12		N2

This report shall not be reproduced, except in full,
without the written consent of Pace Analytical Services, LLC.

Pace Analytical Services, LLC
7726 Moller Road
Indianapolis, IN 46268
(317)228-3100

ANALYTICAL RESULTS

Project: Amphenol
Pace Project No.: 50267804

Sample: GP-45 SL (20.00-20.50) **Lab ID: 50267804004** Collected: 09/18/20 10:47 Received: 09/18/20 15:38 Matrix: Solid

Results reported on a "dry weight" basis and are adjusted for percent moisture, sample size and any dilutions.

Parameters	Results	Units	Report Limit	MDL	DF	Prepared	Analyzed	CAS No.	Qual
8260 MSV 5035A VOA	Analytical Method: EPA 8260								
	Pace Analytical Services - Indianapolis								
1,1-Dichloroethane	ND	mg/kg	0.0059	0.00055	1		09/22/20 02:23	75-34-3	
1,2-Dichloroethane	ND	mg/kg	0.0059	0.00061	1		09/22/20 02:23	107-06-2	
cis-1,2-Dichloroethene	ND	mg/kg	0.0059	0.00057	1		09/22/20 02:23	156-59-2	
trans-1,2-Dichloroethene	ND	mg/kg	0.0059	0.00055	1		09/22/20 02:23	156-60-5	
Methylene Chloride	ND	mg/kg	0.024	0.0058	1		09/22/20 02:23	75-09-2	
Tetrachloroethene	**0.086**	mg/kg	0.0059	0.00044	1		09/22/20 02:23	127-18-4	
1,1,1-Trichloroethane	**0.0021J**	mg/kg	0.0059	0.00050	1		09/22/20 02:23	71-55-6	
Trichloroethene	**0.011**	mg/kg	0.0059	0.00024	1		09/24/20 15:04	79-01-6	
Vinyl chloride	ND	mg/kg	0.0059	0.00012	1		09/22/20 02:23	75-01-4	
Surrogates									
Dibromofluoromethane (S)	97	%.	73-133		1		09/22/20 02:23	1868-53-7	
Toluene-d8 (S)	109	%.	73-130		1		09/22/20 02:23	2037-26-5	
4-Bromofluorobenzene (S)	84	%.	55-129		1		09/22/20 02:23	460-00-4	
Percent Moisture	Analytical Method: SM 2540G								
	Pace Analytical Services - Indianapolis								
Percent Moisture	**23.6**	%	0.10	0.10	1		09/22/20 13:12		N2

This report shall not be reproduced, except in full,
without the written consent of Pace Analytical Services, LLC.

Pace Analytical Services, LLC
7726 Moller Road
Indianapolis, IN 46268
(317)228-3100

ANALYTICAL RESULTS

Project: Amphenol
Pace Project No.: 50267804

Sample: GP-46 SL (14.50-15.00) **Lab ID: 50267804005** Collected: 09/18/20 11:05 Received: 09/18/20 15:38 Matrix: Solid

Results reported on a "dry weight" basis and are adjusted for percent moisture, sample size and any dilutions.

Parameters	Results	Units	Report Limit	MDL	DF	Prepared	Analyzed	CAS No.	Qual
8260 MSV 5035A VOA	Analytical Method: EPA 8260								
	Pace Analytical Services - Indianapolis								
1,1-Dichloroethane	ND	mg/kg	0.0049	0.00046	1		09/22/20 02:55	75-34-3	
1,2-Dichloroethane	ND	mg/kg	0.0049	0.00051	1		09/22/20 02:55	107-06-2	
cis-1,2-Dichloroethene	ND	mg/kg	0.0049	0.00047	1		09/22/20 02:55	156-59-2	
trans-1,2-Dichloroethene	ND	mg/kg	0.0049	0.00046	1		09/22/20 02:55	156-60-5	
Methylene Chloride	ND	mg/kg	0.020	0.0048	1		09/22/20 02:55	75-09-2	
Tetrachloroethene	**0.16**	mg/kg	0.0049	0.00036	1		09/22/20 02:55	127-18-4	
1,1,1-Trichloroethane	**0.023**	mg/kg	0.0049	0.00041	1		09/22/20 02:55	71-55-6	
Trichloroethene	**0.17**	mg/kg	0.0049	0.00044	1		09/22/20 02:55	79-01-6	
Vinyl chloride	ND	mg/kg	0.0049	0.000098	1		09/22/20 02:55	75-01-4	
Surrogates									
Dibromofluoromethane (S)	100	%.	73-133		1		09/22/20 02:55	1868-53-7	
Toluene-d8 (S)	112	%.	73-130		1		09/22/20 02:55	2037-26-5	
4-Bromofluorobenzene (S)	78	%.	55-129		1		09/22/20 02:55	460-00-4	
Percent Moisture	Analytical Method: SM 2540G								
	Pace Analytical Services - Indianapolis								
Percent Moisture	**13.3**	%	0.10	0.10	1		09/22/20 13:12		N2

This report shall not be reproduced, except in full,
without the written consent of Pace Analytical Services, LLC.

Pace Analytical Services, LLC
7726 Moller Road
Indianapolis, IN 46268
(317)228-3100

ANALYTICAL RESULTS

Project: Amphenol
Pace Project No.: 50267804

Sample: GP-46 SL (22.75-23.25) **Lab ID: 50267804006** Collected: 09/18/20 11:07 Received: 09/18/20 15:38 Matrix: Solid

Results reported on a "dry weight" basis and are adjusted for percent moisture, sample size and any dilutions.

Parameters	Results	Units	Report Limit	MDL	DF	Prepared	Analyzed	CAS No.	Qual
8260 MSV 5035A VOA	Analytical Method: EPA 8260								
	Pace Analytical Services - Indianapolis								
1,1-Dichloroethane	**0.0029J**	mg/kg	0.0045	0.00042	1		09/22/20 03:26	75-34-3	
1,2-Dichloroethane	ND	mg/kg	0.0045	0.00046	1		09/22/20 03:26	107-06-2	
cis-1,2-Dichloroethene	**0.0016J**	mg/kg	0.0045	0.00043	1		09/22/20 03:26	156-59-2	
trans-1,2-Dichloroethene	ND	mg/kg	0.0045	0.00042	1		09/22/20 03:26	156-60-5	
Methylene Chloride	ND	mg/kg	0.018	0.0044	1		09/22/20 03:26	75-09-2	
Tetrachloroethene	**0.00095J**	mg/kg	0.0045	0.00033	1		09/22/20 03:26	127-18-4	
1,1,1-Trichloroethane	**0.040**	mg/kg	0.0045	0.00038	1		09/22/20 03:26	71-55-6	
Trichloroethene	**5.0**	mg/kg	0.45	0.025	100		09/22/20 13:23	79-01-6	
Vinyl chloride	ND	mg/kg	0.0045	0.000089	1		09/22/20 03:26	75-01-4	
Surrogates									
Dibromofluoromethane (S)	98	%.	73-133		1		09/22/20 03:26	1868-53-7	
Toluene-d8 (S)	116	%.	73-130		1		09/22/20 03:26	2037-26-5	
4-Bromofluorobenzene (S)	77	%.	55-129		1		09/22/20 03:26	460-00-4	
Percent Moisture	Analytical Method: SM 2540G								
	Pace Analytical Services - Indianapolis								
Percent Moisture	**15.0**	%	0.10	0.10	1		09/22/20 13:12		N2

This report shall not be reproduced, except in full,
without the written consent of Pace Analytical Services, LLC.

Pace Analytical Services, LLC
7726 Moller Road
Indianapolis, IN 46268
(317)228-3100

ANALYTICAL RESULTS

Project: Amphenol
Pace Project No.: 50267804

Sample: GP-46 SL (23.25-23.75) **Lab ID: 50267804007** Collected: 09/18/20 11:09 Received: 09/18/20 15:38 Matrix: Solid

Results reported on a "dry weight" basis and are adjusted for percent moisture, sample size and any dilutions.

Parameters	Results	Units	Report Limit	MDL	DF	Prepared	Analyzed	CAS No.	Qual
8260 MSV 5035A VOA	Analytical Method: EPA 8260								
	Pace Analytical Services - Indianapolis								
1,1-Dichloroethane	**0.079**	mg/kg	0.0039	0.00036	1		09/22/20 03:58	75-34-3	
1,2-Dichloroethane	ND	mg/kg	0.0039	0.00040	1		09/22/20 03:58	107-06-2	
cis-1,2-Dichloroethene	**0.0041**	mg/kg	0.0039	0.00037	1		09/22/20 03:58	156-59-2	
trans-1,2-Dichloroethene	**0.00044J**	mg/kg	0.0039	0.00037	1		09/22/20 03:58	156-60-5	
Methylene Chloride	**0.0039J**	mg/kg	0.016	0.0038	1		09/22/20 03:58	75-09-2	
Tetrachloroethene	ND	mg/kg	0.0039	0.00029	1		09/22/20 03:58	127-18-4	
1,1,1-Trichloroethane	ND	mg/kg	0.0039	0.00033	1		09/22/20 03:58	71-55-6	
Trichloroethene	**7.6**	mg/kg	0.20	0.011	50		09/22/20 13:55	79-01-6	
Vinyl chloride	ND	mg/kg	0.0039	0.000077	1		09/22/20 03:58	75-01-4	
Surrogates									
Dibromofluoromethane (S)	105	%.	73-133		1		09/22/20 03:58	1868-53-7	
Toluene-d8 (S)	128	%.	73-130		1		09/22/20 03:58	2037-26-5	
4-Bromofluorobenzene (S)	70	%.	55-129		1		09/22/20 03:58	460-00-4	
Percent Moisture	Analytical Method: SM 2540G								
	Pace Analytical Services - Indianapolis								
Percent Moisture	**8.0**	%	0.10	0.10	1		09/22/20 13:12		N2

This report shall not be reproduced, except in full,
without the written consent of Pace Analytical Services, LLC.

Pace Analytical Services, LLC
7726 Moller Road
Indianapolis, IN 46268
(317)228-3100

ANALYTICAL RESULTS

Project: Amphenol
Pace Project No.: 50267804

Sample: GP-46 SL (22.00-22.50) **Lab ID: 50267804008** Collected: 09/18/20 11:13 Received: 09/18/20 15:38 Matrix: Solid

Results reported on a "dry weight" basis and are adjusted for percent moisture, sample size and any dilutions.

Parameters	Results	Units	Report Limit	MDL	DF	Prepared	Analyzed	CAS No.	Qual
8260 MSV 5035A VOA	Analytical Method: EPA 8260								
	Pace Analytical Services - Indianapolis								
1,1-Dichloroethane	**0.0081**	mg/kg	0.0040	0.00037	1		09/22/20 04:29	75-34-3	
1,2-Dichloroethane	ND	mg/kg	0.0040	0.00041	1		09/22/20 04:29	107-06-2	
cis-1,2-Dichloroethene	**0.0032J**	mg/kg	0.0040	0.00039	1		09/22/20 04:29	156-59-2	
trans-1,2-Dichloroethene	**0.00070J**	mg/kg	0.0040	0.00038	1		09/22/20 04:29	156-60-5	
Methylene Chloride	ND	mg/kg	0.016	0.0039	1		09/22/20 04:29	75-09-2	
Tetrachloroethene	**0.0053**	mg/kg	0.0040	0.00030	1		09/22/20 04:29	127-18-4	
1,1,1-Trichloroethane	**0.031**	mg/kg	0.0040	0.00034	1		09/22/20 04:29	71-55-6	
Trichloroethene	**8.3**	mg/kg	0.44	0.024	100		09/22/20 14:27	79-01-6	
Vinyl chloride	ND	mg/kg	0.0040	0.000080	1		09/22/20 04:29	75-01-4	
Surrogates									
Dibromofluoromethane (S)	102	%.	73-133		1		09/22/20 04:29	1868-53-7	
Toluene-d8 (S)	124	%.	73-130		1		09/22/20 04:29	2037-26-5	
4-Bromofluorobenzene (S)	69	%.	55-129		1		09/22/20 04:29	460-00-4	
Percent Moisture	Analytical Method: SM 2540G								
	Pace Analytical Services - Indianapolis								
Percent Moisture	**13.4**	%	0.10	0.10	1		09/22/20 13:12		N2

This report shall not be reproduced, except in full,
without the written consent of Pace Analytical Services, LLC.

Pace Analytical Services, LLC
7726 Moller Road
Indianapolis, IN 46268
(317)228-3100

ANALYTICAL RESULTS

Project: Amphenol
Pace Project No.: 50267804

Sample: GP-47 SL (15.25-15.75) **Lab ID: 50267804009** Collected: 09/18/20 11:27 Received: 09/18/20 15:38 Matrix: Solid

Results reported on a "dry weight" basis and are adjusted for percent moisture, sample size and any dilutions.

Parameters	Results	Units	Report Limit	MDL	DF	Prepared	Analyzed	CAS No.	Qual
8260 MSV 5035A VOA	Analytical Method: EPA 8260								
	Pace Analytical Services - Indianapolis								
1,1-Dichloroethane	ND	mg/kg	0.0044	0.00041	1		09/22/20 05:01	75-34-3	
1,2-Dichloroethane	ND	mg/kg	0.0044	0.00046	1		09/22/20 05:01	107-06-2	
cis-1,2-Dichloroethene	ND	mg/kg	0.0044	0.00043	1		09/22/20 05:01	156-59-2	
trans-1,2-Dichloroethene	ND	mg/kg	0.0044	0.00042	1		09/22/20 05:01	156-60-5	
Methylene Chloride	ND	mg/kg	0.018	0.0043	1		09/22/20 05:01	75-09-2	
Tetrachloroethene	**0.22**	mg/kg	0.0044	0.00033	1		09/22/20 05:01	127-18-4	
1,1,1-Trichloroethane	**0.0013J**	mg/kg	0.0044	0.00037	1		09/22/20 05:01	71-55-6	
Trichloroethene	**0.0038J**	mg/kg	0.0044	0.00040	1		09/22/20 05:01	79-01-6	
Vinyl chloride	ND	mg/kg	0.0044	0.000088	1		09/22/20 05:01	75-01-4	
Surrogates									
Dibromofluoromethane (S)	100	%.	73-133		1		09/22/20 05:01	1868-53-7	
Toluene-d8 (S)	110	%.	73-130		1		09/22/20 05:01	2037-26-5	
4-Bromofluorobenzene (S)	78	%.	55-129		1		09/22/20 05:01	460-00-4	
Percent Moisture	Analytical Method: SM 2540G								
	Pace Analytical Services - Indianapolis								
Percent Moisture	**5.0**	%	0.10	0.10	1		09/22/20 13:12		N2

This report shall not be reproduced, except in full,
without the written consent of Pace Analytical Services, LLC.

Pace Analytical Services, LLC
7726 Moller Road
Indianapolis, IN 46268
(317)228-3100

ANALYTICAL RESULTS

Project: Amphenol
Pace Project No.: 50267804

Sample: GP-47 SL (21.50-22.00) **Lab ID: 50267804010** Collected: 09/18/20 11:30 Received: 09/18/20 15:38 Matrix: Solid

Results reported on a "dry weight" basis and are adjusted for percent moisture, sample size and any dilutions.

Parameters	Results	Units	Report Limit	MDL	DF	Prepared	Analyzed	CAS No.	Qual
8260 MSV 5035A VOA	Analytical Method: EPA 8260								
	Pace Analytical Services - Indianapolis								
1,1-Dichloroethane	ND	mg/kg	0.0044	0.00041	1		09/22/20 05:32	75-34-3	
1,2-Dichloroethane	ND	mg/kg	0.0044	0.00046	1		09/22/20 05:32	107-06-2	
cis-1,2-Dichloroethene	ND	mg/kg	0.0044	0.00043	1		09/22/20 05:32	156-59-2	
trans-1,2-Dichloroethene	ND	mg/kg	0.0044	0.00042	1		09/22/20 05:32	156-60-5	
Methylene Chloride	ND	mg/kg	0.018	0.0043	1		09/22/20 05:32	75-09-2	
Tetrachloroethene	ND	mg/kg	0.0044	0.00033	1		09/22/20 05:32	127-18-4	
1,1,1-Trichloroethane	**0.054**	mg/kg	0.0044	0.00037	1		09/22/20 05:32	71-55-6	
Trichloroethene	**4.2**	mg/kg	0.27	0.015	50		09/22/20 14:59	79-01-6	
Vinyl chloride	ND	mg/kg	0.0044	0.000088	1		09/22/20 05:32	75-01-4	
Surrogates									
Dibromofluoromethane (S)	101	%.	73-133		1		09/22/20 05:32	1868-53-7	
Toluene-d8 (S)	115	%.	73-130		1		09/22/20 05:32	2037-26-5	
4-Bromofluorobenzene (S)	77	%.	55-129		1		09/22/20 05:32	460-00-4	
Percent Moisture	Analytical Method: SM 2540G								
	Pace Analytical Services - Indianapolis								
Percent Moisture	**12.8**	%	0.10	0.10	1		09/22/20 13:14		N2

This report shall not be reproduced, except in full,
without the written consent of Pace Analytical Services, LLC.

Pace Analytical Services, LLC
7726 Moller Road
Indianapolis, IN 46268
(317)228-3100

ANALYTICAL RESULTS

Project: Amphenol
Pace Project No.: 50267804

Sample: GP-47 SL (23.75-24.25) **Lab ID: 50267804011** Collected: 09/18/20 11:32 Received: 09/18/20 15:38 Matrix: Solid

Results reported on a "dry weight" basis and are adjusted for percent moisture, sample size and any dilutions.

Parameters	Results	Units	Report Limit	MDL	DF	Prepared	Analyzed	CAS No.	Qual
8260 MSV 5035A VOA	Analytical Method: EPA 8260								
	Pace Analytical Services - Indianapolis								
1,1-Dichloroethane	ND	mg/kg	0.0048	0.00045	1		09/22/20 06:04	75-34-3	
1,2-Dichloroethane	ND	mg/kg	0.0048	0.00049	1		09/22/20 06:04	107-06-2	
cis-1,2-Dichloroethene	ND	mg/kg	0.0048	0.00046	1		09/22/20 06:04	156-59-2	
trans-1,2-Dichloroethene	ND	mg/kg	0.0048	0.00045	1		09/22/20 06:04	156-60-5	
Methylene Chloride	ND	mg/kg	0.019	0.0047	1		09/22/20 06:04	75-09-2	
Tetrachloroethene	ND	mg/kg	0.0048	0.00036	1		09/22/20 06:04	127-18-4	
1,1,1-Trichloroethane	**0.037**	mg/kg	0.0048	0.00041	1		09/22/20 06:04	71-55-6	
Trichloroethene	**6.2**	mg/kg	0.26	0.014	50		09/22/20 15:31	79-01-6	
Vinyl chloride	ND	mg/kg	0.0048	0.000095	1		09/22/20 06:04	75-01-4	
Surrogates									
Dibromofluoromethane (S)	98	%.	73-133		1		09/22/20 06:04	1868-53-7	
Toluene-d8 (S)	113	%.	73-130		1		09/22/20 06:04	2037-26-5	
4-Bromofluorobenzene (S)	79	%.	55-129		1		09/22/20 06:04	460-00-4	
Percent Moisture	Analytical Method: SM 2540G								
	Pace Analytical Services - Indianapolis								
Percent Moisture	**10.7**	%	0.10	0.10	1		09/22/20 13:14		N2

This report shall not be reproduced, except in full,
without the written consent of Pace Analytical Services, LLC.

Pace Analytical Services, LLC
7726 Moller Road
Indianapolis, IN 46268
(317)228-3100

ANALYTICAL RESULTS

Project: Amphenol
Pace Project No.: 50267804

Sample: GP-47 SL (24.25-24.75) **Lab ID: 50267804012** Collected: 09/18/20 11:34 Received: 09/18/20 15:38 Matrix: Solid

Results reported on a "dry weight" basis and are adjusted for percent moisture, sample size and any dilutions.

Parameters	Results	Units	Report Limit	MDL	DF	Prepared	Analyzed	CAS No.	Qual
8260 MSV 5035A VOA	Analytical Method: EPA 8260								
	Pace Analytical Services - Indianapolis								
1,1-Dichloroethane	**0.0084**	mg/kg	0.0036	0.00020	1		09/22/20 06:20	75-34-3	
1,2-Dichloroethane	ND	mg/kg	0.0036	0.00026	1		09/22/20 06:20	107-06-2	
cis-1,2-Dichloroethene	**0.0039**	mg/kg	0.0036	0.00024	1		09/22/20 06:20	156-59-2	
trans-1,2-Dichloroethene	**0.00046J**	mg/kg	0.0036	0.00016	1		09/22/20 06:20	156-60-5	
Methylene Chloride	**0.0021J**	mg/kg	0.014	0.0018	1		09/22/20 06:20	75-09-2	L1
Tetrachloroethene	ND	mg/kg	0.0036	0.00015	1		09/22/20 06:20	127-18-4	
1,1,1-Trichloroethane	**0.0032J**	mg/kg	0.0036	0.00019	1		09/22/20 06:20	71-55-6	
Trichloroethene	**7.0**	mg/kg	0.80	0.032	200		09/24/20 15:28	79-01-6	M1,R1
Vinyl chloride	ND	mg/kg	0.0036	0.00029	1		09/22/20 06:20	75-01-4	
Surrogates									
Dibromofluoromethane (S)	105	%.	73-133		1		09/22/20 06:20	1868-53-7	
Toluene-d8 (S)	131	%.	73-130		1		09/22/20 06:20	2037-26-5	S5
4-Bromofluorobenzene (S)	65	%.	55-129		1		09/22/20 06:20	460-00-4	
Percent Moisture	Analytical Method: SM 2540G								
	Pace Analytical Services - Indianapolis								
Percent Moisture	**8.5**	%	0.10	0.10	1		09/22/20 13:14		N2

This report shall not be reproduced, except in full,
without the written consent of Pace Analytical Services, LLC.

Pace Analytical Services, LLC
7726 Moller Road
Indianapolis, IN 46268
(317)228-3100

ANALYTICAL RESULTS

Project: Amphenol
Pace Project No.: 50267804

Sample: GP-48 SL (15.50-16.00) **Lab ID: 50267804013** Collected: 09/18/20 12:02 Received: 09/18/20 15:38 Matrix: Solid

Results reported on a "dry weight" basis and are adjusted for percent moisture, sample size and any dilutions.

Parameters	Results	Units	Report Limit	MDL	DF	Prepared	Analyzed	CAS No.	Qual
8260 MSV 5035A VOA	Analytical Method: EPA 8260								
	Pace Analytical Services - Indianapolis								
1,1-Dichloroethane	ND	mg/kg	0.0071	0.00066	1		09/22/20 06:35	75-34-3	
1,2-Dichloroethane	ND	mg/kg	0.0071	0.00073	1		09/22/20 06:35	107-06-2	
cis-1,2-Dichloroethene	ND	mg/kg	0.0071	0.00068	1		09/22/20 06:35	156-59-2	
trans-1,2-Dichloroethene	ND	mg/kg	0.0071	0.00067	1		09/22/20 06:35	156-60-5	
Methylene Chloride	ND	mg/kg	0.028	0.0070	1		09/22/20 06:35	75-09-2	
Tetrachloroethene	**0.055**	mg/kg	0.0071	0.00053	1		09/22/20 06:35	127-18-4	
1,1,1-Trichloroethane	ND	mg/kg	0.0071	0.00060	1		09/22/20 06:35	71-55-6	
Trichloroethene	**0.0047J**	mg/kg	0.0071	0.00064	1		09/22/20 06:35	79-01-6	
Vinyl chloride	ND	mg/kg	0.0071	0.00014	1		09/22/20 06:35	75-01-4	
Surrogates									
Dibromofluoromethane (S)	99	%.	73-133		1		09/22/20 06:35	1868-53-7	
Toluene-d8 (S)	107	%.	73-130		1		09/22/20 06:35	2037-26-5	
4-Bromofluorobenzene (S)	81	%.	55-129		1		09/22/20 06:35	460-00-4	
Percent Moisture	Analytical Method: SM 2540G								
	Pace Analytical Services - Indianapolis								
Percent Moisture	**4.1**	%	0.10	0.10	1		09/22/20 13:15		N2

This report shall not be reproduced, except in full,
without the written consent of Pace Analytical Services, LLC.

Pace Analytical Services, LLC
7726 Moller Road
Indianapolis, IN 46268
(317)228-3100

ANALYTICAL RESULTS

Project: Amphenol
Pace Project No.: 50267804

Sample: GP-48 SL (25.00-25.50) **Lab ID: 50267804014** Collected: 09/18/20 12:04 Received: 09/18/20 15:38 Matrix: Solid

Results reported on a "dry weight" basis and are adjusted for percent moisture, sample size and any dilutions.

Parameters	Results	Units	Report Limit	MDL	DF	Prepared	Analyzed	CAS No.	Qual
8260 MSV 5035A VOA	Analytical Method: EPA 8260								
	Pace Analytical Services - Indianapolis								
1,1-Dichloroethane	**0.016**	mg/kg	0.0039	0.00022	1		09/21/20 22:27	75-34-3	
1,2-Dichloroethane	ND	mg/kg	0.0039	0.00028	1		09/21/20 22:27	107-06-2	
cis-1,2-Dichloroethene	**0.0049**	mg/kg	0.0039	0.00026	1		09/21/20 22:27	156-59-2	
trans-1,2-Dichloroethene	**0.00028J**	mg/kg	0.0039	0.00017	1		09/21/20 22:27	156-60-5	
Methylene Chloride	ND	mg/kg	0.016	0.0019	1		09/21/20 22:27	75-09-2	L1
Tetrachloroethene	**0.0032J**	mg/kg	0.0039	0.00017	1		09/21/20 22:27	127-18-4	
1,1,1-Trichloroethane	**0.00038J**	mg/kg	0.0039	0.00021	1		09/21/20 22:27	71-55-6	
Trichloroethene	**4.9**	mg/kg	0.20	0.011	50		09/22/20 16:03	79-01-6	
Vinyl chloride	ND	mg/kg	0.0039	0.00032	1		09/21/20 22:27	75-01-4	
Surrogates									
Dibromofluoromethane (S)	109	%.	73-133		1		09/21/20 22:27	1868-53-7	
Toluene-d8 (S)	134	%.	73-130		1		09/21/20 22:27	2037-26-5	S5
4-Bromofluorobenzene (S)	66	%.	55-129		1		09/21/20 22:27	460-00-4	
Percent Moisture	Analytical Method: SM 2540G								
	Pace Analytical Services - Indianapolis								
Percent Moisture	**8.3**	%	0.10	0.10	1		09/22/20 13:15		N2

This report shall not be reproduced, except in full,
without the written consent of Pace Analytical Services, LLC.

Pace Analytical Services, LLC
7726 Moller Road
Indianapolis, IN 46268
(317)228-3100

ANALYTICAL RESULTS

Project: Amphenol
Pace Project No.: 50267804

Sample: GP-48 SL (24.50-25.00) **Lab ID: 50267804015** Collected: 09/18/20 12:06 Received: 09/18/20 15:38 Matrix: Solid

Results reported on a "dry weight" basis and are adjusted for percent moisture, sample size and any dilutions.

Parameters	Results	Units	Report Limit	MDL	DF	Prepared	Analyzed	CAS No.	Qual
8260 MSV 5035A VOA	Analytical Method: EPA 8260								
	Pace Analytical Services - Indianapolis								
1,1-Dichloroethane	ND	mg/kg	0.0044	0.00024	1		09/21/20 22:58	75-34-3	
1,2-Dichloroethane	ND	mg/kg	0.0044	0.00032	1		09/21/20 22:58	107-06-2	
cis-1,2-Dichloroethene	ND	mg/kg	0.0044	0.00029	1		09/21/20 22:58	156-59-2	
trans-1,2-Dichloroethene	ND	mg/kg	0.0044	0.00019	1		09/21/20 22:58	156-60-5	
Methylene Chloride	ND	mg/kg	0.017	0.0021	1		09/21/20 22:58	75-09-2	L1
Tetrachloroethene	**0.10**	mg/kg	0.0044	0.00019	1		09/21/20 22:58	127-18-4	
1,1,1-Trichloroethane	**0.0064**	mg/kg	0.0044	0.00024	1		09/21/20 22:58	71-55-6	
Trichloroethene	**0.093**	mg/kg	0.0044	0.00024	1		09/21/20 22:58	79-01-6	
Vinyl chloride	ND	mg/kg	0.0044	0.00035	1		09/21/20 22:58	75-01-4	
Surrogates									
Dibromofluoromethane (S)	103	%.	73-133		1		09/21/20 22:58	1868-53-7	
Toluene-d8 (S)	106	%.	73-130		1		09/21/20 22:58	2037-26-5	
4-Bromofluorobenzene (S)	81	%.	55-129		1		09/21/20 22:58	460-00-4	
Percent Moisture	Analytical Method: SM 2540G								
	Pace Analytical Services - Indianapolis								
Percent Moisture	**8.8**	%	0.10	0.10	1		09/22/20 13:15		N2

This report shall not be reproduced, except in full,
without the written consent of Pace Analytical Services, LLC.

Pace Analytical Services, LLC
7726 Moller Road
Indianapolis, IN 46268
(317)228-3100

ANALYTICAL RESULTS

Project: Amphenol
Pace Project No.: 50267804

Sample: GP-48 SL (23.50-24.00) **Lab ID: 50267804016** Collected: 09/18/20 12:08 Received: 09/18/20 15:38 Matrix: Solid

Results reported on a "dry weight" basis and are adjusted for percent moisture, sample size and any dilutions.

Parameters	Results	Units	Report Limit	MDL	DF	Prepared	Analyzed	CAS No.	Qual
8260 MSV 5035A VOA	Analytical Method: EPA 8260								
	Pace Analytical Services - Indianapolis								
1,1-Dichloroethane	ND	mg/kg	0.0049	0.00027	1		09/21/20 23:30	75-34-3	
1,2-Dichloroethane	ND	mg/kg	0.0049	0.00036	1		09/21/20 23:30	107-06-2	
cis-1,2-Dichloroethene	ND	mg/kg	0.0049	0.00033	1		09/21/20 23:30	156-59-2	
trans-1,2-Dichloroethene	ND	mg/kg	0.0049	0.00022	1		09/21/20 23:30	156-60-5	
Methylene Chloride	ND	mg/kg	0.020	0.0024	1		09/21/20 23:30	75-09-2	L1
Tetrachloroethene	**0.11**	mg/kg	0.0049	0.00021	1		09/21/20 23:30	127-18-4	
1,1,1-Trichloroethane	**0.014**	mg/kg	0.0049	0.00027	1		09/21/20 23:30	71-55-6	
Trichloroethene	**0.082**	mg/kg	0.0049	0.00027	1		09/21/20 23:30	79-01-6	
Vinyl chloride	ND	mg/kg	0.0049	0.00040	1		09/21/20 23:30	75-01-4	
Surrogates									
Dibromofluoromethane (S)	101	%.	73-133		1		09/21/20 23:30	1868-53-7	
Toluene-d8 (S)	104	%.	73-130		1		09/21/20 23:30	2037-26-5	
4-Bromofluorobenzene (S)	83	%.	55-129		1		09/21/20 23:30	460-00-4	
Percent Moisture	Analytical Method: SM 2540G								
	Pace Analytical Services - Indianapolis								
Percent Moisture	**11.9**	%	0.10	0.10	1		09/22/20 13:15		N2

This report shall not be reproduced, except in full,
without the written consent of Pace Analytical Services, LLC.

Pace Analytical Services, LLC
7726 Moller Road
Indianapolis, IN 46268
(317)228-3100

ANALYTICAL RESULTS

Project: Amphenol
Pace Project No.: 50267804

Sample: GP-49 SL (12-14) **Lab ID: 50267804017** Collected: 09/18/20 12:43 Received: 09/18/20 15:38 Matrix: Solid

Results reported on a "dry weight" basis and are adjusted for percent moisture, sample size and any dilutions.

Parameters	Results	Units	Report Limit	MDL	DF	Prepared	Analyzed	CAS No.	Qual
8260 MSV 5035A VOA	Analytical Method: EPA 8260								
	Pace Analytical Services - Indianapolis								
1,1-Dichloroethane	ND	mg/kg	0.0042	0.00023	1		09/22/20 00:02	75-34-3	
1,2-Dichloroethane	ND	mg/kg	0.0042	0.00030	1		09/22/20 00:02	107-06-2	
cis-1,2-Dichloroethene	ND	mg/kg	0.0042	0.00028	1		09/22/20 00:02	156-59-2	
trans-1,2-Dichloroethene	ND	mg/kg	0.0042	0.00019	1		09/22/20 00:02	156-60-5	
Methylene Chloride	ND	mg/kg	0.017	0.0021	1		09/22/20 00:02	75-09-2	L1
Tetrachloroethene	**0.0036J**	mg/kg	0.0042	0.00018	1		09/22/20 00:02	127-18-4	
1,1,1-Trichloroethane	ND	mg/kg	0.0042	0.00023	1		09/22/20 00:02	71-55-6	
Trichloroethene	**0.0011J**	mg/kg	0.0042	0.00023	1		09/22/20 00:02	79-01-6	
Vinyl chloride	ND	mg/kg	0.0042	0.00034	1		09/22/20 00:02	75-01-4	
Surrogates									
Dibromofluoromethane (S)	103	%.	73-133		1		09/22/20 00:02	1868-53-7	
Toluene-d8 (S)	103	%.	73-130		1		09/22/20 00:02	2037-26-5	
4-Bromofluorobenzene (S)	88	%.	55-129		1		09/22/20 00:02	460-00-4	
Percent Moisture	Analytical Method: SM 2540G								
	Pace Analytical Services - Indianapolis								
Percent Moisture	**12.0**	%	0.10	0.10	1		09/22/20 13:15		N2

This report shall not be reproduced, except in full,
without the written consent of Pace Analytical Services, LLC.

Pace Analytical Services, LLC
7726 Moller Road
Indianapolis, IN 46268
(317)228-3100

ANALYTICAL RESULTS

Project: Amphenol
Pace Project No.: 50267804

Sample: GP-49 SL (14.50-15.00) **Lab ID: 50267804018** Collected: 09/18/20 12:45 Received: 09/18/20 15:38 Matrix: Solid

Results reported on a "dry weight" basis and are adjusted for percent moisture, sample size and any dilutions.

Parameters	Results	Units	Report Limit	MDL	DF	Prepared	Analyzed	CAS No.	Qual
8260 MSV 5035A VOA	Analytical Method: EPA 8260								
	Pace Analytical Services - Indianapolis								
1,1-Dichloroethane	ND	mg/kg	0.0051	0.00028	1		09/22/20 00:33	75-34-3	
1,2-Dichloroethane	ND	mg/kg	0.0051	0.00037	1		09/22/20 00:33	107-06-2	
cis-1,2-Dichloroethene	ND	mg/kg	0.0051	0.00034	1		09/22/20 00:33	156-59-2	
trans-1,2-Dichloroethene	ND	mg/kg	0.0051	0.00022	1		09/22/20 00:33	156-60-5	
Methylene Chloride	**0.0036J**	mg/kg	0.020	0.0025	1		09/22/20 00:33	75-09-2	L1
Tetrachloroethene	**0.0038J**	mg/kg	0.0051	0.00022	1		09/22/20 00:33	127-18-4	
1,1,1-Trichloroethane	ND	mg/kg	0.0051	0.00027	1		09/22/20 00:33	71-55-6	
Trichloroethene	**0.00056J**	mg/kg	0.0051	0.00028	1		09/22/20 00:33	79-01-6	
Vinyl chloride	ND	mg/kg	0.0051	0.00041	1		09/22/20 00:33	75-01-4	
Surrogates									
Dibromofluoromethane (S)	103	%.	73-133		1		09/22/20 00:33	1868-53-7	
Toluene-d8 (S)	101	%.	73-130		1		09/22/20 00:33	2037-26-5	
4-Bromofluorobenzene (S)	88	%.	55-129		1		09/22/20 00:33	460-00-4	
Percent Moisture	Analytical Method: SM 2540G								
	Pace Analytical Services - Indianapolis								
Percent Moisture	**13.6**	%	0.10	0.10	1		09/22/20 13:15		N2

This report shall not be reproduced, except in full,
without the written consent of Pace Analytical Services, LLC.

Pace Analytical Services, LLC
7726 Moller Road
Indianapolis, IN 46268
(317)228-3100

ANALYTICAL RESULTS

Project: Amphenol
Pace Project No.: 50267804

Sample: GP-49 SL (21.50-22.00) **Lab ID: 50267804019** Collected: 09/18/20 12:50 Received: 09/18/20 15:38 Matrix: Solid

Results reported on a "dry weight" basis and are adjusted for percent moisture, sample size and any dilutions.

Parameters	Results	Units	Report Limit	MDL	DF	Prepared	Analyzed	CAS No.	Qual
8260 MSV 5035A VOA	Analytical Method: EPA 8260								
	Pace Analytical Services - Indianapolis								
1,1-Dichloroethane	ND	mg/kg	0.0051	0.00028	1		09/22/20 01:05	75-34-3	
1,2-Dichloroethane	ND	mg/kg	0.0051	0.00037	1		09/22/20 01:05	107-06-2	
cis-1,2-Dichloroethene	ND	mg/kg	0.0051	0.00033	1		09/22/20 01:05	156-59-2	
trans-1,2-Dichloroethene	ND	mg/kg	0.0051	0.00022	1		09/22/20 01:05	156-60-5	
Methylene Chloride	ND	mg/kg	0.020	0.0025	1		09/22/20 01:05	75-09-2	L1
Tetrachloroethene	**0.018**	mg/kg	0.0051	0.00022	1		09/22/20 01:05	127-18-4	
1,1,1-Trichloroethane	**0.0049J**	mg/kg	0.0051	0.00027	1		09/22/20 01:05	71-55-6	
Trichloroethene	**0.0084**	mg/kg	0.0051	0.00028	1		09/22/20 01:05	79-01-6	
Vinyl chloride	ND	mg/kg	0.0051	0.00041	1		09/22/20 01:05	75-01-4	
Surrogates									
Dibromofluoromethane (S)	102	%.	73-133		1		09/22/20 01:05	1868-53-7	
Toluene-d8 (S)	105	%.	73-130		1		09/22/20 01:05	2037-26-5	
4-Bromofluorobenzene (S)	83	%.	55-129		1		09/22/20 01:05	460-00-4	
Percent Moisture	Analytical Method: SM 2540G								
	Pace Analytical Services - Indianapolis								
Percent Moisture	**13.7**	%	0.10	0.10	1		09/22/20 13:15		N2

This report shall not be reproduced, except in full,
without the written consent of Pace Analytical Services, LLC.

Pace Analytical Services, LLC
7726 Moller Road
Indianapolis, IN 46268
(317)228-3100

ANALYTICAL RESULTS

Project: Amphenol
Pace Project No.: 50267804

Sample: GP-49 SL (23.50-24.00) **Lab ID: 50267804020** Collected: 09/18/20 12:52 Received: 09/18/20 15:38 Matrix: Solid

Results reported on a "dry weight" basis and are adjusted for percent moisture, sample size and any dilutions.

Parameters	Results	Units	Report Limit	MDL	DF	Prepared	Analyzed	CAS No.	Qual
8260 MSV 5035A VOA	Analytical Method: EPA 8260								
	Pace Analytical Services - Indianapolis								
1,1-Dichloroethane	ND	mg/kg	0.0040	0.00022	1		09/22/20 01:36	75-34-3	
1,2-Dichloroethane	ND	mg/kg	0.0040	0.00029	1		09/22/20 01:36	107-06-2	
cis-1,2-Dichloroethene	ND	mg/kg	0.0040	0.00027	1		09/22/20 01:36	156-59-2	
trans-1,2-Dichloroethene	ND	mg/kg	0.0040	0.00018	1		09/22/20 01:36	156-60-5	
Methylene Chloride	**0.0030J**	mg/kg	0.016	0.0020	1		09/22/20 01:36	75-09-2	L1
Tetrachloroethene	**0.15**	mg/kg	0.0040	0.00017	1		09/22/20 01:36	127-18-4	
1,1,1-Trichloroethane	**0.024**	mg/kg	0.0040	0.00022	1		09/22/20 01:36	71-55-6	
Trichloroethene	**0.055**	mg/kg	0.0040	0.00022	1		09/22/20 01:36	79-01-6	
Vinyl chloride	ND	mg/kg	0.0040	0.00033	1		09/22/20 01:36	75-01-4	
Surrogates									
Dibromofluoromethane (S)	116	%.	73-133		1		09/22/20 01:36	1868-53-7	
Toluene-d8 (S)	139	%.	73-130		1		09/22/20 01:36	2037-26-5	S5
4-Bromofluorobenzene (S)	62	%.	55-129		1		09/22/20 01:36	460-00-4	
Percent Moisture	Analytical Method: SM 2540G								
	Pace Analytical Services - Indianapolis								
Percent Moisture	**9.9**	%	0.10	0.10	1		09/22/20 13:15		N2

This report shall not be reproduced, except in full,
without the written consent of Pace Analytical Services, LLC.

Pace Analytical Services, LLC
7726 Moller Road
Indianapolis, IN 46268
(317)228-3100

ANALYTICAL RESULTS

Project: Amphenol
Pace Project No.: 50267804

Sample: GP-50 SL (14.50-15.00) **Lab ID: 50267804021** Collected: 09/18/20 13:30 Received: 09/18/20 15:38 Matrix: Solid

Results reported on a "dry weight" basis and are adjusted for percent moisture, sample size and any dilutions.

Parameters	Results	Units	Report Limit	MDL	DF	Prepared	Analyzed	CAS No.	Qual
8260 MSV 5035A VOA	Analytical Method: EPA 8260								
	Pace Analytical Services - Indianapolis								
1,1-Dichloroethane	ND	mg/kg	0.0047	0.00026	1		09/22/20 05:48	75-34-3	R1
1,2-Dichloroethane	ND	mg/kg	0.0047	0.00034	1		09/22/20 05:48	107-06-2	R1
cis-1,2-Dichloroethene	ND	mg/kg	0.0047	0.00031	1		09/22/20 05:48	156-59-2	R1
trans-1,2-Dichloroethene	ND	mg/kg	0.0047	0.00021	1		09/22/20 05:48	156-60-5	R1
Methylene Chloride	ND	mg/kg	0.019	0.0023	1		09/22/20 05:48	75-09-2	L1,R1
Tetrachloroethene	**0.031**	mg/kg	0.0047	0.00020	1		09/22/20 05:48	127-18-4	M1,R1
1,1,1-Trichloroethane	ND	mg/kg	0.0047	0.00025	1		09/22/20 05:48	71-55-6	R1
Trichloroethene	ND	mg/kg	0.0047	0.00026	1		09/22/20 05:48	79-01-6	R1
Vinyl chloride	ND	mg/kg	0.0047	0.00038	1		09/22/20 05:48	75-01-4	R1
Surrogates									
Dibromofluoromethane (S)	104	%.	73-133		1		09/22/20 05:48	1868-53-7	
Toluene-d8 (S)	103	%.	73-130		1		09/22/20 05:48	2037-26-5	
4-Bromofluorobenzene (S)	84	%.	55-129		1		09/22/20 05:48	460-00-4	
Percent Moisture	Analytical Method: SM 2540G								
	Pace Analytical Services - Indianapolis								
Percent Moisture	**5.3**	%	0.10	0.10	1		09/22/20 13:15		N2

This report shall not be reproduced, except in full,
without the written consent of Pace Analytical Services, LLC.

Pace Analytical Services, LLC
7726 Moller Road
Indianapolis, IN 46268
(317)228-3100

ANALYTICAL RESULTS

Project: Amphenol
Pace Project No.: 50267804

Sample: GP-50 SL (22.50-23.00) **Lab ID: 50267804022** Collected: 09/18/20 13:42 Received: 09/18/20 15:38 Matrix: Solid

Results reported on a "dry weight" basis and are adjusted for percent moisture, sample size and any dilutions.

Parameters	Results	Units	Report Limit	MDL	DF	Prepared	Analyzed	CAS No.	Qual
8260 MSV 5035A VOA	Analytical Method: EPA 8260								
	Pace Analytical Services - Indianapolis								
1,1-Dichloroethane	ND	mg/kg	0.0042	0.00023	1		09/22/20 02:07	75-34-3	
1,2-Dichloroethane	ND	mg/kg	0.0042	0.00031	1		09/22/20 02:07	107-06-2	
cis-1,2-Dichloroethene	ND	mg/kg	0.0042	0.00028	1		09/22/20 02:07	156-59-2	
trans-1,2-Dichloroethene	ND	mg/kg	0.0042	0.00019	1		09/22/20 02:07	156-60-5	
Methylene Chloride	ND	mg/kg	0.017	0.0021	1		09/22/20 02:07	75-09-2	L1
Tetrachloroethene	**0.050**	mg/kg	0.0042	0.00018	1		09/22/20 02:07	127-18-4	
1,1,1-Trichloroethane	**0.0014J**	mg/kg	0.0042	0.00023	1		09/22/20 02:07	71-55-6	
Trichloroethene	ND	mg/kg	0.0042	0.00023	1		09/22/20 02:07	79-01-6	
Vinyl chloride	ND	mg/kg	0.0042	0.00034	1		09/22/20 02:07	75-01-4	
Surrogates									
Dibromofluoromethane (S)	99	%.	73-133		1		09/22/20 02:07	1868-53-7	
Toluene-d8 (S)	104	%.	73-130		1		09/22/20 02:07	2037-26-5	
4-Bromofluorobenzene (S)	83	%.	55-129		1		09/22/20 02:07	460-00-4	
Percent Moisture	Analytical Method: SM 2540G								
	Pace Analytical Services - Indianapolis								
Percent Moisture	**5.2**	%	0.10	0.10	1		09/22/20 13:15		N2

This report shall not be reproduced, except in full,
without the written consent of Pace Analytical Services, LLC.

Pace Analytical Services, LLC
7726 Moller Road
Indianapolis, IN 46268
(317)228-3100

ANALYTICAL RESULTS

Project: Amphenol
Pace Project No.: 50267804

Sample: GP-50 SL (23.75-24.25) **Lab ID: 50267804023** Collected: 09/18/20 13:34 Received: 09/18/20 15:38 Matrix: Solid

Results reported on a "dry weight" basis and are adjusted for percent moisture, sample size and any dilutions.

Parameters	Results	Units	Report Limit	MDL	DF	Prepared	Analyzed	CAS No.	Qual
8260 MSV 5035A VOA	Analytical Method: EPA 8260								
	Pace Analytical Services - Indianapolis								
1,1-Dichloroethane	ND	mg/kg	0.0050	0.00027	1		09/22/20 02:39	75-34-3	
1,2-Dichloroethane	ND	mg/kg	0.0050	0.00036	1		09/22/20 02:39	107-06-2	
cis-1,2-Dichloroethene	ND	mg/kg	0.0050	0.00033	1		09/22/20 02:39	156-59-2	
trans-1,2-Dichloroethene	ND	mg/kg	0.0050	0.00022	1		09/22/20 02:39	156-60-5	
Methylene Chloride	ND	mg/kg	0.020	0.0025	1		09/22/20 02:39	75-09-2	L1
Tetrachloroethene	**0.0049J**	mg/kg	0.0050	0.00021	1		09/22/20 02:39	127-18-4	
1,1,1-Trichloroethane	**0.0014J**	mg/kg	0.0050	0.00027	1		09/22/20 02:39	71-55-6	
Trichloroethene	ND	mg/kg	0.0050	0.00027	1		09/22/20 02:39	79-01-6	
Vinyl chloride	ND	mg/kg	0.0050	0.00041	1		09/22/20 02:39	75-01-4	
Surrogates									
Dibromofluoromethane (S)	99	%.	73-133		1		09/22/20 02:39	1868-53-7	
Toluene-d8 (S)	103	%.	73-130		1		09/22/20 02:39	2037-26-5	
4-Bromofluorobenzene (S)	85	%.	55-129		1		09/22/20 02:39	460-00-4	
Percent Moisture	Analytical Method: SM 2540G								
	Pace Analytical Services - Indianapolis								
Percent Moisture	**6.8**	%	0.10	0.10	1		09/22/20 13:15		N2

This report shall not be reproduced, except in full,
without the written consent of Pace Analytical Services, LLC.

Pace Analytical Services, LLC
7726 Moller Road
Indianapolis, IN 46268
(317)228-3100

ANALYTICAL RESULTS

Project: Amphenol
Pace Project No.: 50267804

Sample: GP-50 SL (24.25-24.75) **Lab ID: 50267804024** Collected: 09/18/20 13:38 Received: 09/18/20 15:38 Matrix: Solid

Results reported on a "dry weight" basis and are adjusted for percent moisture, sample size and any dilutions.

Parameters	Results	Units	Report Limit	MDL	DF	Prepared	Analyzed	CAS No.	Qual
8260 MSV 5035A VOA	Analytical Method: EPA 8260								
	Pace Analytical Services - Indianapolis								
1,1-Dichloroethane	**0.0030J**	mg/kg	0.0039	0.00021	1		09/22/20 03:11	75-34-3	
1,2-Dichloroethane	ND	mg/kg	0.0039	0.00028	1		09/22/20 03:11	107-06-2	
cis-1,2-Dichloroethene	ND	mg/kg	0.0039	0.00026	1		09/22/20 03:11	156-59-2	
trans-1,2-Dichloroethene	ND	mg/kg	0.0039	0.00017	1		09/22/20 03:11	156-60-5	
Methylene Chloride	ND	mg/kg	0.015	0.0019	1		09/22/20 03:11	75-09-2	L1
Tetrachloroethene	**0.0013J**	mg/kg	0.0039	0.00016	1		09/22/20 03:11	127-18-4	
1,1,1-Trichloroethane	**0.023**	mg/kg	0.0039	0.00021	1		09/22/20 03:11	71-55-6	
Trichloroethene	**0.082**	mg/kg	0.0039	0.00021	1		09/22/20 03:11	79-01-6	
Vinyl chloride	ND	mg/kg	0.0039	0.00031	1		09/22/20 03:11	75-01-4	
Surrogates									
Dibromofluoromethane (S)	106	%.	73-133		1		09/22/20 03:11	1868-53-7	
Toluene-d8 (S)	110	%.	73-130		1		09/22/20 03:11	2037-26-5	
4-Bromofluorobenzene (S)	79	%.	55-129		1		09/22/20 03:11	460-00-4	
Percent Moisture	Analytical Method: SM 2540G								
	Pace Analytical Services - Indianapolis								
Percent Moisture	**8.2**	%	0.10	0.10	1		09/22/20 13:15		N2

This report shall not be reproduced, except in full,
without the written consent of Pace Analytical Services, LLC.

Pace Analytical Services, LLC
7726 Moller Road
Indianapolis, IN 46268
(317)228-3100

ANALYTICAL RESULTS

Project: Amphenol
Pace Project No.: 50267804

Sample: FD-7 **Lab ID: 50267804025** Collected: 09/18/20 08:00 Received: 09/18/20 15:38 Matrix: Solid

Results reported on a "dry weight" basis and are adjusted for percent moisture, sample size and any dilutions.

Parameters	Results	Units	Report Limit	MDL	DF	Prepared	Analyzed	CAS No.	Qual
8260 MSV 5035A VOA	Analytical Method: EPA 8260								
	Pace Analytical Services - Indianapolis								
1,1-Dichloroethane	ND	mg/kg	0.0049	0.00027	1		09/22/20 03:42	75-34-3	
1,2-Dichloroethane	ND	mg/kg	0.0049	0.00036	1		09/22/20 03:42	107-06-2	
cis-1,2-Dichloroethene	ND	mg/kg	0.0049	0.00033	1		09/22/20 03:42	156-59-2	
trans-1,2-Dichloroethene	ND	mg/kg	0.0049	0.00022	1		09/22/20 03:42	156-60-5	
Methylene Chloride	ND	mg/kg	0.020	0.0024	1		09/22/20 03:42	75-09-2	L1
Tetrachloroethene	**0.083**	mg/kg	0.0049	0.00021	1		09/22/20 03:42	127-18-4	
1,1,1-Trichloroethane	**0.00035J**	mg/kg	0.0049	0.00027	1		09/22/20 03:42	71-55-6	
Trichloroethene	**0.0019J**	mg/kg	0.0049	0.00027	1		09/22/20 03:42	79-01-6	
Vinyl chloride	ND	mg/kg	0.0049	0.00040	1		09/22/20 03:42	75-01-4	
Surrogates									
Dibromofluoromethane (S)	103	%.	73-133		1		09/22/20 03:42	1868-53-7	
Toluene-d8 (S)	106	%.	73-130		1		09/22/20 03:42	2037-26-5	
4-Bromofluorobenzene (S)	83	%.	55-129		1		09/22/20 03:42	460-00-4	
Percent Moisture	Analytical Method: SM 2540G								
	Pace Analytical Services - Indianapolis								
Percent Moisture	**11.3**	%	0.10	0.10	1		09/22/20 13:15		N2

This report shall not be reproduced, except in full,
without the written consent of Pace Analytical Services, LLC.

Pace Analytical Services, LLC
7726 Moller Road
Indianapolis, IN 46268
(317)228-3100

ANALYTICAL RESULTS

Project: Amphenol
Pace Project No.: 50267804

Sample: FD-8 **Lab ID: 50267804026** Collected: 09/18/20 08:00 Received: 09/18/20 15:38 Matrix: Solid

Results reported on a "dry weight" basis and are adjusted for percent moisture, sample size and any dilutions.

Parameters	Results	Units	Report Limit	MDL	DF	Prepared	Analyzed	CAS No.	Qual
8260 MSV 5035A VOA	Analytical Method: EPA 8260								
	Pace Analytical Services - Indianapolis								
1,1-Dichloroethane	ND	mg/kg	0.0048	0.00026	1		09/22/20 04:14	75-34-3	
1,2-Dichloroethane	ND	mg/kg	0.0048	0.00035	1		09/22/20 04:14	107-06-2	
cis-1,2-Dichloroethene	ND	mg/kg	0.0048	0.00032	1		09/22/20 04:14	156-59-2	
trans-1,2-Dichloroethene	ND	mg/kg	0.0048	0.00021	1		09/22/20 04:14	156-60-5	
Methylene Chloride	ND	mg/kg	0.019	0.0024	1		09/22/20 04:14	75-09-2	L1
Tetrachloroethene	**0.098**	mg/kg	0.0048	0.00021	1		09/22/20 04:14	127-18-4	
1,1,1-Trichloroethane	**0.0083**	mg/kg	0.0048	0.00026	1		09/22/20 04:14	71-55-6	
Trichloroethene	**0.079**	mg/kg	0.0048	0.00026	1		09/22/20 04:14	79-01-6	
Vinyl chloride	ND	mg/kg	0.0048	0.00039	1		09/22/20 04:14	75-01-4	
Surrogates									
Dibromofluoromethane (S)	102	%.	73-133		1		09/22/20 04:14	1868-53-7	
Toluene-d8 (S)	107	%.	73-130		1		09/22/20 04:14	2037-26-5	
4-Bromofluorobenzene (S)	80	%.	55-129		1		09/22/20 04:14	460-00-4	
Percent Moisture	Analytical Method: SM 2540G								
	Pace Analytical Services - Indianapolis								
Percent Moisture	**7.0**	%	0.10	0.10	1		09/22/20 13:15		N2

This report shall not be reproduced, except in full,
without the written consent of Pace Analytical Services, LLC.

Pace Analytical Services, LLC
7726 Moller Road
Indianapolis, IN 46268
(317)228-3100

ANALYTICAL RESULTS

Project: Amphenol
Pace Project No.: 50267804

Sample: FD-9 **Lab ID: 50267804027** Collected: 09/18/20 08:00 Received: 09/18/20 15:38 Matrix: Solid

Results reported on a "dry weight" basis and are adjusted for percent moisture, sample size and any dilutions.

Parameters	Results	Units	Report Limit	MDL	DF	Prepared	Analyzed	CAS No.	Qual
8260 MSV 5035A VOA	Analytical Method: EPA 8260								
	Pace Analytical Services - Indianapolis								
1,1-Dichloroethane	ND	mg/kg	0.0046	0.00025	1		09/22/20 04:45	75-34-3	
1,2-Dichloroethane	ND	mg/kg	0.0046	0.00034	1		09/22/20 04:45	107-06-2	
cis-1,2-Dichloroethene	ND	mg/kg	0.0046	0.00031	1		09/22/20 04:45	156-59-2	
trans-1,2-Dichloroethene	ND	mg/kg	0.0046	0.00020	1		09/22/20 04:45	156-60-5	
Methylene Chloride	ND	mg/kg	0.019	0.0023	1		09/22/20 04:45	75-09-2	L1
Tetrachloroethene	**0.028**	mg/kg	0.0046	0.00020	1		09/22/20 04:45	127-18-4	
1,1,1-Trichloroethane	**0.0096**	mg/kg	0.0046	0.00025	1		09/22/20 04:45	71-55-6	
Trichloroethene	**0.012**	mg/kg	0.0046	0.00025	1		09/22/20 04:45	79-01-6	
Vinyl chloride	ND	mg/kg	0.0046	0.00038	1		09/22/20 04:45	75-01-4	
Surrogates									
Dibromofluoromethane (S)	107	%.	73-133		1		09/22/20 04:45	1868-53-7	
Toluene-d8 (S)	115	%.	73-130		1		09/22/20 04:45	2037-26-5	
4-Bromofluorobenzene (S)	78	%.	55-129		1		09/22/20 04:45	460-00-4	
Percent Moisture	Analytical Method: SM 2540G								
	Pace Analytical Services - Indianapolis								
Percent Moisture	**9.7**	%	0.10	0.10	1		09/22/20 13:15		N2

This report shall not be reproduced, except in full,
without the written consent of Pace Analytical Services, LLC.

Pace Analytical Services, LLC
7726 Moller Road
Indianapolis, IN 46268
(317)228-3100

ANALYTICAL RESULTS

Project: Amphenol
Pace Project No.: 50267804

Sample: GP-49 SL (6-8) **Lab ID: 50267804028** Collected: 09/18/20 12:55 Received: 09/18/20 15:38 Matrix: Solid

Results reported on a "dry weight" basis and are adjusted for percent moisture, sample size and any dilutions.

Parameters	Results	Units	Report Limit	MDL	DF	Prepared	Analyzed	CAS No.	Qual
8260 MSV 5035A VOA	Analytical Method: EPA 8260								
	Pace Analytical Services - Indianapolis								
1,1-Dichloroethane	ND	mg/kg	0.0049	0.00027	1		09/22/20 05:17	75-34-3	
1,2-Dichloroethane	ND	mg/kg	0.0049	0.00036	1		09/22/20 05:17	107-06-2	
cis-1,2-Dichloroethene	ND	mg/kg	0.0049	0.00033	1		09/22/20 05:17	156-59-2	
trans-1,2-Dichloroethene	ND	mg/kg	0.0049	0.00022	1		09/22/20 05:17	156-60-5	
Methylene Chloride	ND	mg/kg	0.020	0.0024	1		09/22/20 05:17	75-09-2	L1
Tetrachloroethene	**0.0090**	mg/kg	0.0049	0.00021	1		09/22/20 05:17	127-18-4	
1,1,1-Trichloroethane	ND	mg/kg	0.0049	0.00027	1		09/22/20 05:17	71-55-6	
Trichloroethene	**0.00042J**	mg/kg	0.0049	0.00027	1		09/22/20 05:17	79-01-6	
Vinyl chloride	ND	mg/kg	0.0049	0.00040	1		09/22/20 05:17	75-01-4	
Surrogates									
Dibromofluoromethane (S)	103	%.	73-133		1		09/22/20 05:17	1868-53-7	
Toluene-d8 (S)	105	%.	73-130		1		09/22/20 05:17	2037-26-5	
4-Bromofluorobenzene (S)	82	%.	55-129		1		09/22/20 05:17	460-00-4	
Percent Moisture	Analytical Method: SM 2540G								
	Pace Analytical Services - Indianapolis								
Percent Moisture	**11.3**	%	0.10	0.10	1		09/22/20 13:15		N2

This report shall not be reproduced, except in full,
without the written consent of Pace Analytical Services, LLC.

Pace Analytical Services, LLC
7726 Moller Road
Indianapolis, IN 46268
(317)228-3100

ANALYTICAL RESULTS

Project: Amphenol
Pace Project No.: 50267804

Sample: TB-3 WT **Lab ID: 50267804029** Collected: 09/18/20 10:32 Received: 09/18/20 15:38 Matrix: Water

Parameters	Results	Units	Report Limit	MDL	DF	Prepared	Analyzed	CAS No.	Qual
8260/5030 MSV	Analytical Method: EPA 8260								
	Pace Analytical Services - Indianapolis								
1,1-Dichloroethane	ND	ug/L	5.0	0.85	1		09/23/20 07:02	75-34-3	
1,2-Dichloroethane	ND	ug/L	5.0	0.81	1		09/23/20 07:02	107-06-2	
cis-1,2-Dichloroethene	ND	ug/L	5.0	0.96	1		09/23/20 07:02	156-59-2	
trans-1,2-Dichloroethene	ND	ug/L	5.0	0.56	1		09/23/20 07:02	156-60-5	
Methylene Chloride	ND	ug/L	5.0	1.8	1		09/23/20 07:02	75-09-2	
Tetrachloroethene	ND	ug/L	5.0	0.75	1		09/23/20 07:02	127-18-4	
1,1,1-Trichloroethane	ND	ug/L	5.0	0.70	1		09/23/20 07:02	71-55-6	
Trichloroethene	ND	ug/L	5.0	0.73	1		09/23/20 07:02	79-01-6	
Vinyl chloride	ND	ug/L	2.0	0.46	1		09/23/20 07:02	75-01-4	
Surrogates									
Dibromofluoromethane (S)	102	%.	75-120		1		09/23/20 07:02	1868-53-7	
4-Bromofluorobenzene (S)	90	%.	85-116		1		09/23/20 07:02	460-00-4	
Toluene-d8 (S)	94	%.	83-111		1		09/23/20 07:02	2037-26-5	

This report shall not be reproduced, except in full,
without the written consent of Pace Analytical Services, LLC.

Pace Analytical Services, LLC
7726 Moller Road
Indianapolis, IN 46268
(317)228-3100

ANALYTICAL RESULTS

Project: Amphenol
Pace Project No.: 50267804

Sample: EB-3 WT **Lab ID: 50267804030** Collected: 09/18/20 14:00 Received: 09/18/20 15:38 Matrix: Water

Parameters	Results	Units	Report Limit	MDL	DF	Prepared	Analyzed	CAS No.	Qual
8260/5030 MSV	Analytical Method: EPA 8260								
	Pace Analytical Services - Indianapolis								
1,1-Dichloroethane	ND	ug/L	5.0	0.85	1		09/23/20 07:36	75-34-3	
1,2-Dichloroethane	ND	ug/L	5.0	0.81	1		09/23/20 07:36	107-06-2	
cis-1,2-Dichloroethene	ND	ug/L	5.0	0.96	1		09/23/20 07:36	156-59-2	
trans-1,2-Dichloroethene	ND	ug/L	5.0	0.56	1		09/23/20 07:36	156-60-5	
Methylene Chloride	ND	ug/L	5.0	1.8	1		09/23/20 07:36	75-09-2	
Tetrachloroethene	ND	ug/L	5.0	0.75	1		09/23/20 07:36	127-18-4	
1,1,1-Trichloroethane	ND	ug/L	5.0	0.70	1		09/23/20 07:36	71-55-6	
Trichloroethene	ND	ug/L	5.0	0.73	1		09/23/20 07:36	79-01-6	
Vinyl chloride	ND	ug/L	2.0	0.46	1		09/23/20 07:36	75-01-4	
Surrogates									
Dibromofluoromethane (S)	101	%.	75-120		1		09/23/20 07:36	1868-53-7	
4-Bromofluorobenzene (S)	89	%.	85-116		1		09/23/20 07:36	460-00-4	
Toluene-d8 (S)	94	%.	83-111		1		09/23/20 07:36	2037-26-5	

This report shall not be reproduced, except in full,
without the written consent of Pace Analytical Services, LLC.

Pace Analytical Services, LLC
7726 Moller Road
Indianapolis, IN 46268
(317)228-3100

QUALITY CONTROL DATA

Project: Amphenol
Pace Project No.: 50267804

QC Batch: 582956
QC Batch Method: EPA 8260
Analysis Method: EPA 8260
Analysis Description: 8260 MSV
Laboratory: Pace Analytical Services - Indianapolis
Associated Lab Samples: 50267804029, 50267804030

METHOD BLANK: 2689018
Matrix: Water
Associated Lab Samples: 50267804029, 50267804030

Parameter	Units	Blank Result	Reporting Limit	MDL	Analyzed	Qualifiers
1,1,1-Trichloroethane	ug/L	ND	5.0	0.70	09/23/20 02:59	
1,1-Dichloroethane	ug/L	ND	5.0	0.85	09/23/20 02:59	
1,2-Dichloroethane	ug/L	ND	5.0	0.81	09/23/20 02:59	
cis-1,2-Dichloroethene	ug/L	ND	5.0	0.96	09/23/20 02:59	
Methylene Chloride	ug/L	ND	5.0	1.8	09/23/20 02:59	
Tetrachloroethene	ug/L	ND	5.0	0.75	09/23/20 02:59	
trans-1,2-Dichloroethene	ug/L	ND	5.0	0.56	09/23/20 02:59	
Trichloroethene	ug/L	ND	5.0	0.73	09/23/20 02:59	
Vinyl chloride	ug/L	ND	2.0	0.46	09/23/20 02:59	
4-Bromofluorobenzene (S)	%.	87	85-116		09/23/20 02:59	
Dibromofluoromethane (S)	%.	100	75-120		09/23/20 02:59	
Toluene-d8 (S)	%.	94	83-111		09/23/20 02:59	

LABORATORY CONTROL SAMPLE: 2689019

Parameter	Units	Spike Conc.	LCS Result	LCS % Rec	% Rec Limits	Qualifiers
1,1,1-Trichloroethane	ug/L	50	51.1	102	78-130	
1,1-Dichloroethane	ug/L	50	54.6	109	77-123	
1,2-Dichloroethane	ug/L	50	52.3	105	66-127	
cis-1,2-Dichloroethene	ug/L	50	54.6	109	76-120	
Methylene Chloride	ug/L	50	54.9	110	68-126	
Tetrachloroethene	ug/L	50	56.1	112	70-123	
trans-1,2-Dichloroethene	ug/L	50	58.2	116	79-126	
Trichloroethene	ug/L	50	52.9	106	78-120	
Vinyl chloride	ug/L	50	47.8	96	55-122	
4-Bromofluorobenzene (S)	%.			88	85-116	
Dibromofluoromethane (S)	%.			94	75-120	
Toluene-d8 (S)	%.			96	83-111	

Results presented on this page are in the units indicated by the "Units" column except where an alternate unit is presented to the right of the result.

This report shall not be reproduced, except in full,
without the written consent of Pace Analytical Services, LLC.

Pace Analytical Services, LLC
7726 Moller Road
Indianapolis, IN 46268
(317)228-3100

QUALITY CONTROL DATA

Project: Amphenol
Pace Project No.: 50267804

QC Batch: 582653
QC Batch Method: EPA 8260
Analysis Method: EPA 8260
Analysis Description: 8260 MSV 5035A Volatile Organics
Laboratory: Pace Analytical Services - Indianapolis

Associated Lab Samples: 50267804012, 50267804014, 50267804015, 50267804016, 50267804017, 50267804018, 50267804019, 50267804020, 50267804021, 50267804022, 50267804023, 50267804024, 50267804025, 50267804026, 50267804027, 50267804028

METHOD BLANK: 2687867 Matrix: Solid

Associated Lab Samples: 50267804012, 50267804014, 50267804015, 50267804016, 50267804017, 50267804018, 50267804019, 50267804020, 50267804021, 50267804022, 50267804023, 50267804024, 50267804025, 50267804026, 50267804027, 50267804028

Parameter	Units	Blank Result	Reporting Limit	MDL	Analyzed	Qualifiers
1,1,1-Trichloroethane	mg/kg	ND	0.0050	0.00027	09/21/20 21:56	
1,1-Dichloroethane	mg/kg	ND	0.0050	0.00027	09/21/20 21:56	
1,2-Dichloroethane	mg/kg	ND	0.0050	0.00036	09/21/20 21:56	
cis-1,2-Dichloroethene	mg/kg	ND	0.0050	0.00033	09/21/20 21:56	
Methylene Chloride	mg/kg	0.010J	0.020	0.0024	09/21/20 21:56	
Tetrachloroethene	mg/kg	ND	0.0050	0.00021	09/21/20 21:56	
trans-1,2-Dichloroethene	mg/kg	ND	0.0050	0.00022	09/21/20 21:56	
Trichloroethene	mg/kg	ND	0.0050	0.00027	09/21/20 21:56	
Vinyl chloride	mg/kg	ND	0.0050	0.00041	09/21/20 21:56	
4-Bromofluorobenzene (S)	%.	92	55-129		09/21/20 21:56	
Dibromofluoromethane (S)	%.	101	73-133		09/21/20 21:56	
Toluene-d8 (S)	%.	99	73-130		09/21/20 21:56	

LABORATORY CONTROL SAMPLE: 2687868

Parameter	Units	Spike Conc.	LCS Result	LCS % Rec	% Rec Limits	Qualifiers
1,1,1-Trichloroethane	mg/kg	0.05	0.051	102	72-132	
1,1-Dichloroethane	mg/kg	0.05	0.050	99	73-122	
1,2-Dichloroethane	mg/kg	0.05	0.047	95	67-129	
cis-1,2-Dichloroethene	mg/kg	0.05	0.048	95	73-117	
Methylene Chloride	mg/kg	0.05	0.071	141	62-137	L1
Tetrachloroethene	mg/kg	0.05	0.046	93	59-119	
trans-1,2-Dichloroethene	mg/kg	0.05	0.051	101	71-125	
Trichloroethene	mg/kg	0.05	0.048	96	68-118	
Vinyl chloride	mg/kg	0.05	0.049	99	49-125	
4-Bromofluorobenzene (S)	%.			95	55-129	
Dibromofluoromethane (S)	%.			98	73-133	
Toluene-d8 (S)	%.			97	73-130	

MATRIX SPIKE & MATRIX SPIKE DUPLICATE: 2687869 2687870

Parameter	Units	50267804021 Result	MS Spike Conc.	MSD Spike Conc.	MS Result	MSD Result	MS % Rec	MSD % Rec	% Rec Limits	RPD	Max RPD	Qual
1,1,1-Trichloroethane	mg/kg	ND	0.15	0.045	0.14	0.044	97	97	48-141	104	20	R1

Results presented on this page are in the units indicated by the "Units" column except where an alternate unit is presented to the right of the result.

This report shall not be reproduced, except in full,
without the written consent of Pace Analytical Services, LLC.

Pace Analytical Services, LLC
7726 Moller Road
Indianapolis, IN 46268
(317)228-3100

QUALITY CONTROL DATA

Project: Amphenol
Pace Project No.: 50267804

MATRIX SPIKE & MATRIX SPIKE DUPLICATE: 2687869 2687870

Parameter	Units	50267804021 Result	MS Spike Conc.	MSD Spike Conc.	MS Result	MSD Result	MS % Rec	MSD % Rec	% Rec Limits	RPD	Max RPD	Qual
1,1-Dichloroethane	mg/kg	ND	0.15	0.045	0.13	0.043	93	95	22-160	103	20	R1
1,2-Dichloroethane	mg/kg	ND	0.15	0.045	0.12	0.040	86	89	35-142	101	20	R1
cis-1,2-Dichloroethene	mg/kg	ND	0.15	0.045	0.13	0.040	87	89	30-143	103	20	R1
Methylene Chloride	mg/kg	ND	0.15	0.045	0.15	0.050	102	106	24-158	99	20	R1
Tetrachloroethene	mg/kg	0.031	0.15	0.045	0.56	0.084	371	119	10-173	148	20	M1,R1
trans-1,2-Dichloroethene	mg/kg	ND	0.15	0.045	0.13	0.043	92	94	28-156	103	20	R1
Trichloroethene	mg/kg	ND	0.15	0.045	0.14	0.044	95	97	12-153	103	20	R1
Vinyl chloride	mg/kg	ND	0.15	0.045	0.14	0.045	101	99	21-155	106	20	R1
4-Bromofluorobenzene (S)	%.						84	88	55-129			
Dibromofluoromethane (S)	%.						98	98	73-133			
Toluene-d8 (S)	%.						106	102	73-130			

MATRIX SPIKE & MATRIX SPIKE DUPLICATE: 2687871 2687872

Parameter	Units	50267804012 Result	MS Spike Conc.	MSD Spike Conc.	MS Result	MSD Result	MS % Rec	MSD % Rec	% Rec Limits	RPD	Max RPD	Qual
1,1,1-Trichloroethane	mg/kg	0.0032J	0.037	0.036	0.041	0.041	103	103	48-141	1	20	
1,1-Dichloroethane	mg/kg	0.0084	0.037	0.036	0.044	0.043	97	94	22-160	3	20	
1,2-Dichloroethane	mg/kg	ND	0.037	0.036	0.028	0.027	76	75	35-142	3	20	
cis-1,2-Dichloroethene	mg/kg	0.0039	0.037	0.036	0.038	0.036	91	87	30-143	5	20	
Methylene Chloride	mg/kg	0.0021J	0.037	0.036	0.042	0.040	108	103	24-158	6	20	
Tetrachloroethene	mg/kg	ND	0.037	0.036	0.033	0.031	91	84	10-173	9	20	
trans-1,2-Dichloroethene	mg/kg	0.00046J	0.037	0.036	0.038	0.035	102	95	28-156	8	20	
Trichloroethene	mg/kg	7.0	0.037	0.036	3.7	2.1	-8850	-13400	12-153	56	20	M1,R1
Vinyl chloride	mg/kg	ND	0.037	0.036	0.043	0.040	116	109	21-155	7	20	
4-Bromofluorobenzene (S)	%.						70	67	55-129			
Dibromofluoromethane (S)	%.						102	104	73-133			
Toluene-d8 (S)	%.						128	128	73-130			

Results presented on this page are in the units indicated by the "Units" column except where an alternate unit is presented to the right of the result.

This report shall not be reproduced, except in full,
without the written consent of Pace Analytical Services, LLC.

Pace Analytical Services, LLC
7726 Moller Road
Indianapolis, IN 46268
(317)228-3100

QUALITY CONTROL DATA

Project: Amphenol
Pace Project No.: 50267804

QC Batch: 582656
QC Batch Method: EPA 8260
Analysis Method: EPA 8260
Analysis Description: 8260 MSV 5035A Volatile Organics
Laboratory: Pace Analytical Services - Indianapolis
Associated Lab Samples: 50267804001, 50267804002, 50267804003, 50267804004, 50267804005, 50267804006, 50267804007, 50267804008, 50267804009, 50267804010, 50267804011, 50267804013

METHOD BLANK: 2687877
Matrix: Solid
Associated Lab Samples: 50267804001, 50267804002, 50267804003, 50267804004, 50267804005, 50267804006, 50267804007, 50267804008, 50267804009, 50267804010, 50267804011, 50267804013

Parameter	Units	Blank Result	Reporting Limit	MDL	Analyzed	Qualifiers
1,1,1-Trichloroethane	mg/kg	ND	0.0050	0.00042	09/21/20 22:11	
1,1-Dichloroethane	mg/kg	ND	0.0050	0.00046	09/21/20 22:11	
1,2-Dichloroethane	mg/kg	ND	0.0050	0.00051	09/21/20 22:11	
cis-1,2-Dichloroethene	mg/kg	ND	0.0050	0.00048	09/21/20 22:11	
Methylene Chloride	mg/kg	0.0094J	0.020	0.0049	09/21/20 22:11	
Tetrachloroethene	mg/kg	ND	0.0050	0.00037	09/21/20 22:11	
trans-1,2-Dichloroethene	mg/kg	ND	0.0050	0.00047	09/21/20 22:11	
Trichloroethene	mg/kg	ND	0.0050	0.00045	09/21/20 22:11	
Vinyl chloride	mg/kg	ND	0.0050	0.000099	09/21/20 22:11	
4-Bromofluorobenzene (S)	%.	90	55-129		09/21/20 22:11	
Dibromofluoromethane (S)	%.	99	73-133		09/21/20 22:11	
Toluene-d8 (S)	%.	100	73-130		09/21/20 22:11	

LABORATORY CONTROL SAMPLE: 2687878

Parameter	Units	Spike Conc.	LCS Result	LCS % Rec	% Rec Limits	Qualifiers
1,1,1-Trichloroethane	mg/kg	0.05	0.050	101	72-132	
1,1-Dichloroethane	mg/kg	0.05	0.047	95	73-122	
1,2-Dichloroethane	mg/kg	0.05	0.047	94	67-129	
cis-1,2-Dichloroethene	mg/kg	0.05	0.047	94	73-117	
Methylene Chloride	mg/kg	0.05	0.064	128	62-137	
Tetrachloroethene	mg/kg	0.05	0.042	84	59-119	
trans-1,2-Dichloroethene	mg/kg	0.05	0.049	98	71-125	
Trichloroethene	mg/kg	0.05	0.045	91	68-118	
Vinyl chloride	mg/kg	0.05	0.049	98	49-125	
4-Bromofluorobenzene (S)	%.			96	55-129	
Dibromofluoromethane (S)	%.			101	73-133	
Toluene-d8 (S)	%.			100	73-130	

Results presented on this page are in the units indicated by the "Units" column except where an alternate unit is presented to the right of the result.

This report shall not be reproduced, except in full,
without the written consent of Pace Analytical Services, LLC.

Pace Analytical Services, LLC
7726 Moller Road
Indianapolis, IN 46268
(317)228-3100

QUALITY CONTROL DATA

Project: Amphenol
Pace Project No.: 50267804

QC Batch: 582885
QC Batch Method: SM 2540G
Analysis Method: SM 2540G
Analysis Description: Dry Weight/Percent Moisture
Laboratory: Pace Analytical Services - Indianapolis
Associated Lab Samples: 50267804001, 50267804002, 50267804003, 50267804004, 50267804005, 50267804006, 50267804007, 50267804008, 50267804009

SAMPLE DUPLICATE: 2688712

Parameter	Units	50267914001 Result	Dup Result	RPD	Max RPD	Qualifiers
Percent Moisture	%	19.6	19.2	2	5	N2

SAMPLE DUPLICATE: 2688713

Parameter	Units	50267914003 Result	Dup Result	RPD	Max RPD	Qualifiers
Percent Moisture	%	19.9	19.8	1	5	N2

Results presented on this page are in the units indicated by the "Units" column except where an alternate unit is presented to the right of the result.

This report shall not be reproduced, except in full,
without the written consent of Pace Analytical Services, LLC.

Pace Analytical Services, LLC
7726 Moller Road
Indianapolis, IN 46268
(317)228-3100

QUALITY CONTROL DATA

Project: Amphenol
Pace Project No.: 50267804

QC Batch: 582886
QC Batch Method: SM 2540G
Analysis Method: SM 2540G
Analysis Description: Dry Weight/Percent Moisture
Laboratory: Pace Analytical Services - Indianapolis

Associated Lab Samples: 50267804010, 50267804011, 50267804012, 50267804013, 50267804014, 50267804015, 50267804016, 50267804017, 50267804018, 50267804019, 50267804020, 50267804021, 50267804022, 50267804023, 50267804024, 50267804025, 50267804026, 50267804027, 50267804028

SAMPLE DUPLICATE: 2688714

Parameter	Units	50267804012 Result	Dup Result	RPD	Max RPD	Qualifiers
Percent Moisture	%	8.5	10.3	20	5	N2,R1

SAMPLE DUPLICATE: 2688715

Parameter	Units	50267804021 Result	Dup Result	RPD	Max RPD	Qualifiers
Percent Moisture	%	5.3	4.8	10	5	N2,R1

Results presented on this page are in the units indicated by the "Units" column except where an alternate unit is presented to the right of the result.

This report shall not be reproduced, except in full,
without the written consent of Pace Analytical Services, LLC.

Pace Analytical Services, LLC
7726 Moller Road
Indianapolis, IN 46268
(317)228-3100

QUALIFIERS

Project: Amphenol
Pace Project No.: 50267804

DEFINITIONS

DF - Dilution Factor, if reported, represents the factor applied to the reported data due to dilution of the sample aliquot.

ND - Not Detected at or above adjusted reporting limit.

TNTC - Too Numerous To Count

J - Estimated concentration above the adjusted method detection limit and below the adjusted reporting limit.

MDL - Adjusted Method Detection Limit.

PQL - Practical Quantitation Limit.

RL - Reporting Limit - The lowest concentration value that meets project requirements for quantitative data with known precision and bias for a specific analyte in a specific matrix.

S - Surrogate

1,2-Diphenylhydrazine decomposes to and cannot be separated from Azobenzene using Method 8270. The result for each analyte is a combined concentration.

Consistent with EPA guidelines, unrounded data are displayed and have been used to calculate % recovery and RPD values.

LCS(D) - Laboratory Control Sample (Duplicate)

MS(D) - Matrix Spike (Duplicate)

DUP - Sample Duplicate

RPD - Relative Percent Difference

NC - Not Calculable.

SG - Silica Gel - Clean-Up

U - Indicates the compound was analyzed for, but not detected.

N-Nitrosodiphenylamine decomposes and cannot be separated from Diphenylamine using Method 8270. The result reported for each analyte is a combined concentration.

Pace Analytical is TNI accredited. Contact your Pace PM for the current list of accredited analytes.

TNI - The NELAC Institute.

ANALYTE QUALIFIERS

L1	Analyte recovery in the laboratory control sample (LCS) was above QC limits. Results for this analyte in associated samples may be biased high.
M1	Matrix spike recovery exceeded QC limits. Batch accepted based on laboratory control sample (LCS) recovery.
N2	The lab does not hold NELAC/TNI accreditation for this parameter but other accreditations/certifications may apply. A complete list of accreditations/certifications is available upon request.
R1	RPD value was outside control limits.
S5	Surrogate recovery outside control limits due to matrix interferences (not confirmed by re-analysis).

This report shall not be reproduced, except in full,
without the written consent of Pace Analytical Services, LLC.

Pace Analytical Services, LLC
7726 Moller Road
Indianapolis, IN 46268
(317)228-3100

QUALITY CONTROL DATA CROSS REFERENCE TABLE

Project: Amphenol
Pace Project No.: 50267804

Lab ID	Sample ID	QC Batch Method	QC Batch	Analytical Method	Analytical Batch
50267804029	**TB-3 WT**	EPA 8260	582956		
50267804030	**EB-3 WT**	EPA 8260	582956		
50267804001	**GP-45 SL (14.50-15.00)**	EPA 8260	582656		
50267804002	**GP-45 SL (21.25-21.75)**	EPA 8260	582656		
50267804003	**GP-45 SL (21.75-22.25)**	EPA 8260	582656		
50267804004	**GP-45 SL (20.00-20.50)**	EPA 8260	582656		
50267804005	**GP-46 SL (14.50-15.00)**	EPA 8260	582656		
50267804006	**GP-46 SL (22.75-23.25)**	EPA 8260	582656		
50267804007	**GP-46 SL (23.25-23.75)**	EPA 8260	582656		
50267804008	**GP-46 SL (22.00-22.50)**	EPA 8260	582656		
50267804009	**GP-47 SL (15.25-15.75)**	EPA 8260	582656		
50267804010	**GP-47 SL (21.50-22.00)**	EPA 8260	582656		
50267804011	**GP-47 SL (23.75-24.25)**	EPA 8260	582656		
50267804012	**GP-47 SL (24.25-24.75)**	EPA 8260	582653		
50267804013	**GP-48 SL (15.50-16.00)**	EPA 8260	582656		
50267804014	**GP-48 SL (25.00-25.50)**	EPA 8260	582653		
50267804015	**GP-48 SL (24.50-25.00)**	EPA 8260	582653		
50267804016	**GP-48 SL (23.50-24.00)**	EPA 8260	582653		
50267804017	**GP-49 SL (12-14)**	EPA 8260	582653		
50267804018	**GP-49 SL (14.50-15.00)**	EPA 8260	582653		
50267804019	**GP-49 SL (21.50-22.00)**	EPA 8260	582653		
50267804020	**GP-49 SL (23.50-24.00)**	EPA 8260	582653		
50267804021	**GP-50 SL (14.50-15.00)**	EPA 8260	582653		
50267804022	**GP-50 SL (22.50-23.00)**	EPA 8260	582653		
50267804023	**GP-50 SL (23.75-24.25)**	EPA 8260	582653		
50267804024	**GP-50 SL (24.25-24.75)**	EPA 8260	582653		
50267804025	**FD-7**	EPA 8260	582653		
50267804026	**FD-8**	EPA 8260	582653		
50267804027	**FD-9**	EPA 8260	582653		
50267804028	**GP-49 SL (6-8)**	EPA 8260	582653		
50267804001	**GP-45 SL (14.50-15.00)**	SM 2540G	582885		
50267804002	**GP-45 SL (21.25-21.75)**	SM 2540G	582885		
50267804003	**GP-45 SL (21.75-22.25)**	SM 2540G	582885		
50267804004	**GP-45 SL (20.00-20.50)**	SM 2540G	582885		
50267804005	**GP-46 SL (14.50-15.00)**	SM 2540G	582885		
50267804006	**GP-46 SL (22.75-23.25)**	SM 2540G	582885		
50267804007	**GP-46 SL (23.25-23.75)**	SM 2540G	582885		
50267804008	**GP-46 SL (22.00-22.50)**	SM 2540G	582885		
50267804009	**GP-47 SL (15.25-15.75)**	SM 2540G	582885		
50267804010	**GP-47 SL (21.50-22.00)**	SM 2540G	582886		
50267804011	**GP-47 SL (23.75-24.25)**	SM 2540G	582886		
50267804012	**GP-47 SL (24.25-24.75)**	SM 2540G	582886		
50267804013	**GP-48 SL (15.50-16.00)**	SM 2540G	582886		
50267804014	**GP-48 SL (25.00-25.50)**	SM 2540G	582886		
50267804015	**GP-48 SL (24.50-25.00)**	SM 2540G	582886		
50267804016	**GP-48 SL (23.50-24.00)**	SM 2540G	582886		

This report shall not be reproduced, except in full,
without the written consent of Pace Analytical Services, LLC.

Pace Analytical Services, LLC
7726 Moller Road
Indianapolis, IN 46268
(317)228-3100

QUALITY CONTROL DATA CROSS REFERENCE TABLE

Project: Amphenol
Pace Project No.: 50267804

Lab ID	Sample ID	QC Batch Method	QC Batch	Analytical Method	Analytical Batch
50267804017	**GP-49 SL (12-14)**	SM 2540G	582886		
50267804018	**GP-49 SL (14.50-15.00)**	SM 2540G	582886		
50267804019	**GP-49 SL (21.50-22.00)**	SM 2540G	582886		
50267804020	**GP-49 SL (23.50-24.00)**	SM 2540G	582886		
50267804021	**GP-50 SL (14.50-15.00)**	SM 2540G	582886		
50267804022	**GP-50 SL (22.50-23.00)**	SM 2540G	582886		
50267804023	**GP-50 SL (23.75-24.25)**	SM 2540G	582886		
50267804024	**GP-50 SL (24.25-24.75)**	SM 2540G	582886		
50267804025	**FD-7**	SM 2540G	582886		
50267804026	**FD-8**	SM 2540G	582886		
50267804027	**FD-9**	SM 2540G	582886		
50267804028	**GP-49 SL (6-8)**	SM 2540G	582886		

This report shall not be reproduced, except in full,
without the written consent of Pace Analytical Services, LLC.

WO# : 50267804

50267804

Pace Analytical

C[illegible] Document

Th[illegible] must be completed accurately.

Page : 1 Of 3

Section A
Required Client Information:

Company:	IWM Consulting
Address:	7428 Rockville Road
	Parks Indianapolis, IN 46214
Email:	cnewell@iwmconsult.com
Phone:	317-968-9265 Fax:
Requested Due Date:	Standard

Section B
Required Project Information:

Report To:	Chris ~~Newell~~ Parks
Copy To:	Brad Gentry
Purchase Order #:	IN AMP 18.02
Project Name:	Amphenol
Project #:	

Attention:	C Parks
Company Name:	IWM
Address:	
Pace Quote:	Amphenol
Pace Project Manager:	sue.brotherton@pacelabs.com,
Pace Profile #:	658

Regulatory Agency
EPA
State / Location
IN

SAMPLE ID
One Character per box.
(A-Z, 0-9 / , -)
Sample Ids must be unique

MATRIX	CODE
Drinking Water	DW
Water	WT
Waste Water	WW
Product	P
Soil/Solid	SL
Oil	OL
Wipe	WP
Air	AR
Other	OT
Tissue	TS

ITEM #	SAMPLE ID	MATRIX CODE (see valid codes to left)	SAMPLE TYPE (G=GRAB C=COMP)	COLLECTED START DATE	COLLECTED START TIME	COLLECTED END DATE	COLLECTED END TIME	SAMPLE TEMP AT COLLECTION	# OF CONTAINERS	Preservatives: Unpreserved	H2SO4	HNO3	HCl	NaOH	Na2S2O3	Methanol	Other	Analyses Test Y/N	Requested Analysis Filtered (Y/N): VOC by 8260 (Short List)	% moisture	Residual Chlorine (Y/N)	50267804
1	GP-45 SL (14.50-15.00)	SL	G			9/18	10:39		4	X						X	X		X	X		001
2	GP-45 SL (21.25-21.75)						10:43															002
3	GP-45 SL (21.75-22.25)						10:45															003
4	GP-45 SL (20.00-20.50)						10:47															004
5	GP-46 SL (14.50-15.00)						11:05															005
6	GP-46 SL (22.75-23.25)						11:07															006
7	GP-46 SL (23.25-23.75)						11:09															007
8	GP-46 SL (22.00-22.50)						11:13															008
9	GP-47 SL (15.25-15.75						11:27															009
10	GP-47 SL (21.50-22.00)						11:30															010
11	GP-47 SL (23.75-24.25)						11:32															011
12	GP-47 SL (24.25-24.75) MS/MSD 4						11:34	12	12													012

ADDITIONAL COMMENTS	RELINQUISHED BY / AFFILIATION	DATE	TIME	ACCEPTED BY / AFFILIATION	DATE	TIME	SAMPLE CONDITIONS: TEMP in C	Received on Ice (Y/N)	Custody Sealed Cooler (Y/N)	Samples Intact (Y/N)
J Flag / Level IV QA/QC	[signature] / IWM	9/18	15:38	[signature]	9-18-20	15:38	20	Y	N	Y

SAMPLER NAME AND SIGNATURE

PRINT Name of SAMPLER: Garrett Page

SIGNATURE of SAMPLER: [signature] DATE Signed: 9/18/20

CHAIN-OF-CUSTODY / Analytical Request Document

The Chain-of-Custody is a LEGAL DOCUMENT. All relevant fields must be completed accurately.

Page : 2 Of 3

Section A — Required Client Information:

Company:	IWM Consulting
Address:	7428 Rockville Road Indianapolis, IN 46214
Email:	cnewell@iwmconsult.com
Phone:	317-968-9265 Fax:
Requested Due Date:	Standard

Section B — Required Project Information:

Report To:	Chris ~~Newell~~ Parks
Copy To:	Brad Gentry
Purchase Order #:	IN.AMP 18.02
Project Name:	Amphenol
Project #:	

Section C — Invoice Information:

Attention:	C Parks
Company Name:	IWM
Address:	
Pace Quote:	Amphenol
Pace Project Manager:	sue.brotherton@pacelabs.com
Pace Profile #:	658

Regulatory Agency	State / Location
	IN

Requested Analysis Filtered (Y/N)

ITEM #	SAMPLE ID (One Character per box. (A-Z, 0-9 / , -) Sample Ids must be unique)	MATRIX CODE (see valid codes to left)	SAMPLE TYPE (G=GRAB C=COMP)	COLLECTED START DATE	COLLECTED START TIME	COLLECTED END DATE	COLLECTED END TIME	SAMPLE TEMP AT COLLECTION	# OF CONTAINERS	Unpreserved	H2SO4	HNO3	HCl	NaOH	Na2S2O3	Methanol	Other	Analyses Test (Y/N)	VOC by 8260 (Short List)	% moisture	Residual Chlorine (Y/N)	50267804
1	GP-48 SL (15.50-16.00)	SL	G			9/18	12:02		4	X						X	X		X	X		013
2	GP-48 SL (25.00-25.50)						12:04															014
3	GP-48 SL (24.50-25.00)						12:06															015
4	GP-48 SL (23.50-24.00)						12:08															016
5	GP-49 SL (12-14)						12:43															017
6	GP-49 SL (14.50-15.00)						12:45															018
7	GP-49 SL (21.50-22.00)						12:50															019
8	GP-49 SL (23.5-24.00)						12:52															020
9	GP-50 SL (14.50-15.00) MS/MSD						13:30		12													021
10	GP-50 SL (22.50-23.00)						13:42		4													022
11	GP-50 SL (23.75-24.25)						13:34															023
12	GP-50 SL (24.25-24.75)						13:38															024

ADDITIONAL COMMENTS	RELINQUISHED BY / AFFILIATION	DATE	TIME	ACCEPTED BY / AFFILIATION	DATE	TIME	SAMPLE CONDITIONS			
J Flag / Level IV QA/QC	[signature] / IWM	9/18	15:38	[signature]	9-18-20	15:38	20	Y	N	Y

SAMPLER NAME AND SIGNATURE

PRINT Name of SAMPLER: Garrett Pagel

SIGNATURE of SAMPLER: [signature] DATE Signed: 9/18/20

TEMP in C	Received on Ice (Y/N)	Custody Sealed Cooler (Y/N)	Samples Intact (Y/N)

CHAIN-OF-CUSTODY / Analytical Request Document

The Chain-of-Custody is a LEGAL DOCUMENT. All relevant fields must be completed accurately.

Page : 3 Of 3

Section A — Required Client Information:

Company:	IWM Consulting
Address:	7428 Rockville Road
	parks Indianapolis, IN 46214
Email:	cnewell@iwmconsult.com
Phone:	317-968-9265 Fax:
Requested Due Date:	Standard

Section B — Required Project Information:

Report To:	Chris ~~Newell~~ Parks
Copy To:	Brad Gurley
Purchase Order #:	IN AMP 18.02
Project Name:	Amphenol
Project #:	

Section C — Invoice Information:

Attention:	C Parks
Company Name:	IWM
Address:	
Pace Quote:	Amphenol
Pace Project Manager:	sue.brotherton@pacelabs.com
Pace Profile #:	658

Regulatory Agency	State / Location
EPA	IN

Requested Analysis Filtered (Y/N)

ITEM #	SAMPLE ID (One Character per box. (A-Z, 0-9 / , -) Sample Ids must be unique)	MATRIX CODE (see valid codes to left)	SAMPLE TYPE (G=GRAB C=COMP)	COLLECTED START DATE	COLLECTED START TIME	COLLECTED END DATE	COLLECTED END TIME	SAMPLE TEMP AT COLLECTION	# OF CONTAINERS	Unpreserved	H2SO4	HNO3	HCl	NaOH	Na2S2O3	Methanol	Other	Analyses Test (Y/N) VOC by 8260 (Short List)	% moisture	Residual Chlorine (Y/N)	50267804
1	FD-7	SL	G			9/18	—		4	X						X	X	X	X		025
2	FD-8	↓	↓			↓	—		4	↓						↓	↓	↓	↓		026
3	FD-9	↓	↓			↓	—		4	↓						↓	↓	↓	↓		027
4	TB-3 WT	WT	G			↓	10:32		3				X					↓			029
5	~~EB-4 WT~~ EB-3 WT *	WT	G			↓	14:00		3				X					↓			030
6																					028
7																					
8																					
9																					
10																					
11																					
12																					

MATRIX CODE: Drinking Water DW; Water WT; Waste Water WW; Product P; Soil/Solid SL; Oil OL; Wipe WP; Air AR; Other OT; Tissue TS

ADDITIONAL COMMENTS	RELINQUISHED BY / AFFILIATION	DATE	TIME	ACCEPTED BY / AFFILIATION	DATE	TIME
J Flag / Level IV QA/QC	Garnet Page IWM	9/18	15:38	[illegible]	9/18/20	15:38
* Per Chris Parks (email) 09/22/20						

SAMPLE CONDITIONS			
TEMP in C	Received on Ice (Y/N)	Custody Sealed Cooler (Y/N)	Samples Intact (Y/N)
2.0	Y	N	Y

SAMPLER NAME AND SIGNATURE

PRINT Name of SAMPLER: Garnet Page

SIGNATURE of SAMPLER: [signature] DATE Signed: 9/18/20

F-IN-Q-290-rev.19,23Jul2020

Pace Analytical

SAMPLE CONDITION UPON RECEIPT FORM

Date/Time and Initials of person examining contents: PM 9-18-20 16:20

Courier: Fed Ex UPS Client Pace USPS Other _____

Custody Seal on Cooler/Box Present: Yes No **(If yes)Seals Intact:** Yes No **(leave blank if no seals were present)**

Packing Material: Bubble Wrap Bubble Bags None Other _____

Thermometer: 1 2 3 4 5 6 A B C D E F **Ice Type:** Wet Blue None

Cooler Temperature: 1.8 / 2.0 **If temp. is over 6°C or under 0°C, was the PM notified?:** Yes No

Temp should be above freezing to 6°C **(Initial/Corrected)**

All discrepancies will be written out in the comments section below.

	Yes	No		Yes	No	N/A
Are samples from West Virginia? Document any containers out of temp.		X	All containers needing acid/base pres. Have been CHECKED?: **exceptions: VOA, coliform, LLHg, O&G, and any container with a septum cap or preserved with HCl.** **Circle:** **HNO3 (<2) H2SO4 (<2) NaOH (>10) NaOH/ZnAc (>9)** Any non-conformance to pH recommendations will be noted on the container count form			Y
USDA Regulated Soils? (HI, ID, NY, WA, OR,CA, NM, TX, OK, AR, LA, TN, AL, MS, NC, SC, GA, FL, or Puerto Rico)		Y				
Short Hold Time Analysis (48 hours or less)? **Analysis:** T/C	Y			Present	Absent	N/A
			Residual Chlorine Check (SVOC 625 Pest/PCB 608)			Y
Time 5035A TC placed in Freezer or Short Holds To Lab	Time: 17:10		Residual Chlorine Check (Total/Amenable/Free Cyanide)			Y
Rush TAT Requested (4 days or less):		X	Headspace Wisconsin Sulfide?			Y
Custody Signatures Present?	Y		Headspace in VOA Vials (>6mm):		Y	
Containers Intact?:	Y		Trip Blank Present?	Y		
Sample Label (IDs/Dates/Times) Match COC?: Except TCs, which only require sample ID		Y	Trip Blank Custody Seals?:	Y		
Extra labels on Terracore Vials? (soils only)		X				

COMMENTS: We recieved a set of T/C vials GP-49 SL 16-8 not on COC PM 9-18-20

Client ID for sample #030 changed from EB-4 to EB-3 per Chris Parks (email) - SAB 9/22/20

COC PAGE 1 of 3

Sample Container Count

Sample Line Item	WGFU	SBS DI BK Kit R	DG9H VG9H	VOA VIAL HS (>6mm)	VG9U	DG9U	DG9T	AG0U	AG1H	AG1U	AG3S	AG3C	BP1U	BP1N	BP2U	BP3U	BP3N	BP3F	BP3S	BP3B	BP3Z	CG3H				Matrix	pH <2	pH >9	pH>10
1		4																								Sc			
2																													
3																													
4																													
5																													
6																													
7																													
8																													
9																													
10																													
11																													
12		12																											

Container Codes

Glass

DG9B	40mL Na Bisulfate amber vial	AG0U	100mL unpres amber glass
DG9H	40mL HCl amber voa vial	AG1H	1L HCl amber glass
DG9M	40mL MeOH clear vial	AG1S	1L H2SO4 amber glass
DG9P	40mL TSP amber vial	AG1T	1L Na Thiosulfate amber glass
DG9S	40mL H2SO4 amber vial	AG1U	1liter unpres amber glass
DG9T	40mL Na Thio amber vial	AG2N	500mL HNO3 amber glass
DG9U	40mL unpreserved **amber** vial	AG2S	500mL H2SO4 amber glass
VG9H	40mL HCl clear vial	AG2U	500mL unpres amber glass
VG9T	40mL Na Thio. clear vial	AG3S	250mL H2SO4 amber glass
VG9U	40mL unpreserved **clear** vial	AG3U	250mL unpres amber glass
VGFX	40mL w/hexane wipe vial	AG3C	250mL NaOH amber glass
VSG	Headspace septa vial & HCl	BG1H	1L HCl clear glass
WGKU	8oz unpreserved clear jar	BG1S	1L H2SO4 clear glass
WGFU	4oz clear soil jar	BG1T	1L Na Thiosulfate clear glass
JGFU	4oz unpreserved amber wide	BG1U	1L unpreserved glass
CG3H	250mL clear glass HCl	BG3H	250mL HCl Clear Glass

Plastic / Misc.

BG3U	250mL Unpres Clear Glass
BP1A	1L NaOH, Asc Acid plastic
BP1N	1L HNO3 plastic
BP1S	1L H2SO4 plastic
BP1U	1L unpreserved plastic
BP1Z	1L NaOH, Zn, Ac
BP2A	500mL NaOH, Asc Acid plastic
BP2N	500mL HNO3 plastic
BP2O	500mL NaOH plastic
BP2S	500mL H2SO4 plastic
BP2U	500mL unpreserved plastic
BP2Z	500mL NaOH, Zn Ac
BP3B	250mL NaOH plastic
BP3N	250mL HNO3 plastic
BP3F	250mL HNO3 plastic (field filtered)
BP3U	250mL unpreserved plastic
BP3S	250mL H2SO4 plastic
BP3Z	250mL NaOH, Zn Ac plastic

AF	Air Filter
C	Air Cassettes
R	Terra core kit
SP5T	120mL Coliform Na Thiosulfate
U	Summa Can
ZPLC	Ziploc Bag

WT	Water
SL	Solid
NAL	Non-aqueous liquid
WP	Wipe

F-IN-Q-270-rev.12,11Aug2020

COC PAGE 2 of 3

Sample Container Count

Sample Line Item	WGFU	SBS DI BK Kit R	DG9H VG9H	VOA VIAL HS (>6mm)	VG9U	DG9U	DG9T	AG0U	AG1H	AG1U	AG3S	AG3C	BP1U	BP1N	BP2U	BP3U	BP3N	BP3F	BP3S	BP3B	BP3Z	CG3H				Matrix	pH <2	pH >9	pH>10
1		4																								Sc			
2																													
3																													
4																													
5																													
6																													
7																													
8																													
9		12																											
10		4																											
11		4																											
12		4																											

Container Codes

Glass

DG9B	40mL Na Bisulfate amber vial	AG0U	100mL unpres amber glass
DG9H	40mL HCl amber voa vial	AG1H	1L HCl amber glass
DG9M	40mL MeOH clear vial	AG1S	1L H2SO4 amber glass
DG9P	40mL TSP amber vial	AG1T	1L Na Thiosulfate amber glass
DG9S	40mL H2SO4 amber vial	AG1U	1liter unpres amber glass
DG9T	40mL Na Thio amber vial	AG2N	500mL HNO3 amber glass
DG9U	40mL unpreserved **amber** vial	AG2S	500mL H2SO4 amber glass
VG9H	40mL HCl clear vial	AG2U	500mL unpres amber glass
VG9T	40mL Na Thio. clear vial	AG3S	250mL H2SO4 amber glass
VG9U	40mL unpreserved **clear** vial	AG3U	250mL unpres amber glass
VGFX	40mL w/hexane wipe vial	AG3C	250mL NaOH amber glass
VSG	Headspace septa vial & HCl	BG1H	1L HCl clear glass
WGKU	8oz unpreserved clear jar	BG1S	1L H2SO4 clear glass
WGFU	4oz clear soil jar	BG1T	1L Na Thiosulfate clear glass
JGFU	4oz unpreserved amber wide	BG1U	1L unpreserved glass
CG3H	250mL clear glass HCl	BG3H	250mL HCl Clear Glass

Plastic / Misc.

BG3U	250mL Unpres Clear Glass
BP1A	1L NaOH, Asc Acid plastic
BP1N	1L HNO3 plastic
BP1S	1L H2SO4 plastic
BP1U	1L unpreserved plastic
BP1Z	1L NaOH, Zn, Ac
BP2A	500mL NaOH, Asc Acid plastic
BP2N	500mL HNO3 plastic
BP2O	500mL NaOH plastic
BP2S	500mL H2SO4 plastic
BP2U	500mL unpreserved plastic
BP2Z	500mL NaOH, Zn Ac
BP3B	250mL NaOH plastic
BP3N	250mL HNO3 plastic
BP3F	250mL HNO3 plastic (field filtered)
BP3U	250mL unpreserved plastic
BP3S	250mL H2SO4 plastic
BP3Z	250mL NaOH, Zn Ac plastic

AF	Air Filter
C	Air Cassettes
R	Terra core kit
SP5T	120mL Coliform Na Thiosulfate
U	Summa Can
ZPLC	Ziploc Bag

WT	Water
SL	Solid
NAL	Non-aqueous liquid
WP	Wipe

F-IN-Q-270-rev.12,11Aug2020

COC PAGE 3 of 3

Sample Container Count

Sample Line Item	WGFU	SBS DI BK Kit R	DG9H VG9H	VOA VIAL HS (>6mm)	VG9U	DG9U	DG9T	AG0U	AG1H	AG1U	AG3S	AG3C	BP1U	BP1N	BP2U	BP3U	BP3N	BP3F	BP3S	BP3B	BP3Z	CG3H				Matrix	pH <2	pH >9	pH>10
1		4																								SL			
2		4																								↓			
3		4																								↓			
4			3																							WP			
5			3																							WT			
6		4																								SL			
7																													
8																													
9																													
10																													
11																													
12																													

Container Codes

Glass

DG9B	40mL Na Bisulfate amber vial	AG0U	100mL unpres amber glass
DG9H	40mL HCl amber voa vial	AG1H	1L HCl amber glass
DG9M	40mL MeOH clear vial	AG1S	1L H2SO4 amber glass
DG9P	40mL TSP amber vial	AG1T	1L Na Thiosulfate amber glass
DG9S	40mL H2SO4 amber vial	AG1U	1liter unpres amber glass
DG9T	40mL Na Thio amber vial	AG2N	500mL HNO3 amber glass
DG9U	40mL unpreserved **amber** vial	AG2S	500mL H2SO4 amber glass
VG9H	40mL HCl clear vial	AG2U	500mL unpres amber glass
VG9T	40mL Na Thio. clear vial	AG3S	250mL H2SO4 amber glass
VG9U	40mL unpreserved **clear** vial	AG3U	250mL unpres amber glass
VGFX	40mL w/hexane wipe vial	AG3C	250mL NaOH amber glass
VSG	Headspace septa vial & HCl	BG1H	1L HCl clear glass
WGKU	8oz unpreserved clear jar	BG1S	1L H2SO4 clear glass
WGFU	4oz clear soil jar	BG1T	1L Na Thiosulfate clear glass
JGFU	4oz unpreserved amber wide	BG1U	1L unpreserved glass
CG3H	250mL clear glass HCl	BG3H	250mL HCl Clear Glass

Plastic / Misc.

BG3U	250mL Unpres Clear Glass
BP1A	1L NaOH, Asc Acid plastic
BP1N	1L HNO3 plastic
BP1S	1L H2SO4 plastic
BP1U	1L unpreserved plastic
BP1Z	1L NaOH, Zn, Ac
BP2A	500mL NaOH, Asc Acid plastic
BP2N	500mL HNO3 plastic
BP2O	500mL NaOH plastic
BP2S	500mL H2SO4 plastic
BP2U	500mL unpreserved plastic
BP2Z	500mL NaOH, Zn Ac
BP3B	250mL NaOH plastic
BP3N	250mL HNO3 plastic
BP3F	250mL HNO3 plastic (field filtered)
BP3U	250mL unpreserved plastic
BP3S	250mL H2SO4 plastic
BP3Z	250mL NaOH, Zn Ac plastic

AF	Air Filter
C	Air Cassettes
R	Terra core kit
SP5T	120mL Coliform Na Thiosulfate
U	Summa Can
ZPLC	Ziploc Bag

WT	Water
SL	Solid
NAL	Non-aqueous liquid
WP	Wipe

Pace Analytical Services, LLC
7726 Moller Road
Indianapolis, IN 46268
(317)228-3100

October 28, 2020

Mr. Chris Newell
IWM Consulting
7428 Rockville Road
Indianapolis, IN 46214

RE: Project: Former Amphenol Facility
Pace Project No.: 50269116

Dear Mr. Newell:

Enclosed are the analytical results for sample(s) received by the laboratory on October 05, 2020. The results relate only to the samples included in this report. Results reported herein conform to the applicable TNI/NELAC Standards and the laboratory's Quality Manual, where applicable, unless otherwise noted in the body of the report.

The test results provided in this final report were generated by each of the following laboratories within the Pace Network:

- Pace Analytical Services - Indianapolis

Revised Report: This revision replaces previous report dated October 12, 2020. Trailing "0" added to Sample IDs to match the COC. SAB 10/27/20

If you have any questions concerning this report, please feel free to contact me.

Sincerely,

Susan Brotherton

Sue Brotherton
sue.brotherton@pacelabs.com
(317)228-3100
Project Manager

Enclosures

cc: Mr. Brad Gentry, IWM Consulting
Mr. Chris Parks, IWM Consulting Group

This report shall not be reproduced, except in full,
without the written consent of Pace Analytical Services, LLC.

Pace Analytical Services, LLC
7726 Moller Road
Indianapolis, IN 46268
(317)228-3100

CERTIFICATIONS

Project:	Former Amphenol Facility
Pace Project No.:	50269116

Pace Analytical Services Indianapolis

7726 Moller Road, Indianapolis, IN 46268
Illinois Accreditation #: 200074
Indiana Drinking Water Laboratory #: C-49-06
Kansas/TNI Certification #: E-10177
Kentucky UST Agency Interest #: 80226
Kentucky WW Laboratory ID #: 98019
Michigan Drinking Water Laboratory #9050
Ohio VAP Certified Laboratory #: CL0065
Oklahoma Laboratory #: 9204
Texas Certification #: T104704355
West Virginia Certification #: 330
Wisconsin Laboratory #: 999788130
USDA Soil Permit #: P330-19-00257

This report shall not be reproduced, except in full,
without the written consent of Pace Analytical Services, LLC.

Pace Analytical Services, LLC
7726 Moller Road
Indianapolis, IN 46268
(317)228-3100

SAMPLE SUMMARY

Project: Former Amphenol Facility
Pace Project No.: 50269116

Lab ID	Sample ID	Matrix	Date Collected	Date Received
50269116001	**GP-52 SL (13.75-14.25)**	Solid	10/05/20 12:17	10/05/20 15:50
50269116002	**GP-52 SL (19.50-20.00)**	Solid	10/05/20 12:20	10/05/20 15:50
50269116003	**GP-52 SL (20.0-20.50)**	Solid	10/05/20 12:23	10/05/20 15:50
50269116004	**GP-52 SL (20.50-21.00)**	Solid	10/05/20 12:26	10/05/20 15:50
50269116005	**FD-3 SL**	Solid	10/05/20 08:00	10/05/20 15:50

This report shall not be reproduced, except in full,
without the written consent of Pace Analytical Services, LLC.

Pace Analytical Services, LLC
7726 Moller Road
Indianapolis, IN 46268
(317)228-3100

SAMPLE ANALYTE COUNT

Project: Former Amphenol Facility
Pace Project No.: 50269116

Lab ID	Sample ID	Method	Analysts	Analytes Reported	Laboratory
50269116001	**GP-52 SL (13.75-14.25)**	EPA 8260	TMW	12	PASI-I
		SM 2540G	SEP	1	PASI-I
50269116002	**GP-52 SL (19.50-20.00)**	EPA 8260	TMW	12	PASI-I
		SM 2540G	SEP	1	PASI-I
50269116003	**GP-52 SL (20.0-20.50)**	EPA 8260	TMW	12	PASI-I
		SM 2540G	SEP	1	PASI-I
50269116004	**GP-52 SL (20.50-21.00)**	EPA 8260	TMW	12	PASI-I
		SM 2540G	SEP	1	PASI-I
50269116005	**FD-3 SL**	EPA 8260	TMW	12	PASI-I
		SM 2540G	SEP	1	PASI-I

PASI-I = Pace Analytical Services - Indianapolis

This report shall not be reproduced, except in full,
without the written consent of Pace Analytical Services, LLC.

Pace Analytical Services, LLC
7726 Moller Road
Indianapolis, IN 46268
(317)228-3100

SUMMARY OF DETECTION

Project: Former Amphenol Facility
Pace Project No.: 50269116

Lab Sample ID Method	Client Sample ID Parameters	Result	Units	Report Limit	Analyzed	Qualifiers
50269116001	**GP-52 SL (13.75-14.25)**					
EPA 8260	Tetrachloroethene	0.0057	mg/kg	0.0046	10/08/20 03:18	
EPA 8260	Trichloroethene	0.0025J	mg/kg	0.0046	10/08/20 03:18	
SM 2540G	Percent Moisture	5.4	%	0.10	10/07/20 16:56	N2
50269116002	**GP-52 SL (19.50-20.00)**					
EPA 8260	Tetrachloroethene	0.21	mg/kg	0.0036	10/08/20 03:53	
EPA 8260	1,1,1-Trichloroethane	0.0044	mg/kg	0.0036	10/08/20 03:53	
EPA 8260	Trichloroethene	0.048	mg/kg	0.0036	10/08/20 03:53	
SM 2540G	Percent Moisture	9.4	%	0.10	10/07/20 16:56	N2
50269116003	**GP-52 SL (20.0-20.50)**					
EPA 8260	Tetrachloroethene	0.095	mg/kg	0.0043	10/08/20 04:27	
EPA 8260	1,1,1-Trichloroethane	0.0095	mg/kg	0.0043	10/08/20 04:27	
EPA 8260	Trichloroethene	0.15	mg/kg	0.0043	10/08/20 04:27	
SM 2540G	Percent Moisture	4.7	%	0.10	10/07/20 16:56	N2
50269116004	**GP-52 SL (20.50-21.00)**					
EPA 8260	1,1-Dichloroethane	0.20	mg/kg	0.0037	10/08/20 05:02	
EPA 8260	cis-1,2-Dichloroethene	0.00094J	mg/kg	0.0037	10/08/20 05:02	
EPA 8260	Tetrachloroethene	0.0011J	mg/kg	0.0037	10/08/20 05:02	
EPA 8260	1,1,1-Trichloroethane	0.00097J	mg/kg	0.0037	10/08/20 05:02	
EPA 8260	Trichloroethene	0.55	mg/kg	0.27	10/08/20 18:46	
SM 2540G	Percent Moisture	7.7	%	0.10	10/07/20 16:56	N2
50269116005	**FD-3 SL**					
EPA 8260	Tetrachloroethene	0.0051	mg/kg	0.0044	10/08/20 05:37	
EPA 8260	Trichloroethene	0.0024J	mg/kg	0.0044	10/08/20 05:37	
SM 2540G	Percent Moisture	6.0	%	0.10	10/07/20 16:56	N2

This report shall not be reproduced, except in full,
without the written consent of Pace Analytical Services, LLC.

Pace Analytical Services, LLC
7726 Moller Road
Indianapolis, IN 46268
(317)228-3100

ANALYTICAL RESULTS

Project: Former Amphenol Facility
Pace Project No.: 50269116

Sample: GP-52 SL (13.75-14.25) **Lab ID: 50269116001** Collected: 10/05/20 12:17 Received: 10/05/20 15:50 Matrix: Solid

Results reported on a "dry weight" basis and are adjusted for percent moisture, sample size and any dilutions.

Parameters	Results	Units	Report Limit	MDL	DF	Prepared	Analyzed	CAS No.	Qual
8260 MSV 5035A VOA	Analytical Method: EPA 8260								
	Pace Analytical Services - Indianapolis								
1,1-Dichloroethane	ND	mg/kg	0.0046	0.00058	1		10/08/20 03:18	75-34-3	
1,2-Dichloroethane	ND	mg/kg	0.0046	0.00069	1		10/08/20 03:18	107-06-2	
cis-1,2-Dichloroethene	ND	mg/kg	0.0046	0.00092	1		10/08/20 03:18	156-59-2	
trans-1,2-Dichloroethene	ND	mg/kg	0.0046	0.00075	1		10/08/20 03:18	156-60-5	
Methylene Chloride	ND	mg/kg	0.018	0.0022	1		10/08/20 03:18	75-09-2	
Tetrachloroethene	**0.0057**	mg/kg	0.0046	0.00054	1		10/08/20 03:18	127-18-4	
1,1,1-Trichloroethane	ND	mg/kg	0.0046	0.00054	1		10/08/20 03:18	71-55-6	
Trichloroethene	**0.0025J**	mg/kg	0.0046	0.00088	1		10/08/20 03:18	79-01-6	
Vinyl chloride	ND	mg/kg	0.0046	0.00026	1		10/08/20 03:18	75-01-4	
Surrogates									
Dibromofluoromethane (S)	108	%.	73-133		1		10/08/20 03:18	1868-53-7	
Toluene-d8 (S)	103	%.	73-130		1		10/08/20 03:18	2037-26-5	
4-Bromofluorobenzene (S)	85	%.	55-129		1		10/08/20 03:18	460-00-4	
Percent Moisture	Analytical Method: SM 2540G								
	Pace Analytical Services - Indianapolis								
Percent Moisture	**5.4**	%	0.10	0.10	1		10/07/20 16:56		N2

This report shall not be reproduced, except in full,
without the written consent of Pace Analytical Services, LLC.

Pace Analytical Services, LLC
7726 Moller Road
Indianapolis, IN 46268
(317)228-3100

ANALYTICAL RESULTS

Project: Former Amphenol Facility
Pace Project No.: 50269116

Sample: GP-52 SL (19.50-20.00) **Lab ID: 50269116002** Collected: 10/05/20 12:20 Received: 10/05/20 15:50 Matrix: Solid

Results reported on a "dry weight" basis and are adjusted for percent moisture, sample size and any dilutions.

Parameters	Results	Units	Report Limit	MDL	DF	Prepared	Analyzed	CAS No.	Qual
8260 MSV 5035A VOA	Analytical Method: EPA 8260								
	Pace Analytical Services - Indianapolis								
1,1-Dichloroethane	ND	mg/kg	0.0036	0.00046	1		10/08/20 03:53	75-34-3	
1,2-Dichloroethane	ND	mg/kg	0.0036	0.00055	1		10/08/20 03:53	107-06-2	
cis-1,2-Dichloroethene	ND	mg/kg	0.0036	0.00074	1		10/08/20 03:53	156-59-2	
trans-1,2-Dichloroethene	ND	mg/kg	0.0036	0.00060	1		10/08/20 03:53	156-60-5	
Methylene Chloride	ND	mg/kg	0.015	0.0017	1		10/08/20 03:53	75-09-2	
Tetrachloroethene	**0.21**	mg/kg	0.0036	0.00043	1		10/08/20 03:53	127-18-4	
1,1,1-Trichloroethane	**0.0044**	mg/kg	0.0036	0.00043	1		10/08/20 03:53	71-55-6	
Trichloroethene	**0.048**	mg/kg	0.0036	0.00070	1		10/08/20 03:53	79-01-6	
Vinyl chloride	ND	mg/kg	0.0036	0.00021	1		10/08/20 03:53	75-01-4	
Surrogates									
Dibromofluoromethane (S)	104	%.	73-133		1		10/08/20 03:53	1868-53-7	
Toluene-d8 (S)	112	%.	73-130		1		10/08/20 03:53	2037-26-5	
4-Bromofluorobenzene (S)	75	%.	55-129		1		10/08/20 03:53	460-00-4	
Percent Moisture	Analytical Method: SM 2540G								
	Pace Analytical Services - Indianapolis								
Percent Moisture	**9.4**	%	0.10	0.10	1		10/07/20 16:56		N2

This report shall not be reproduced, except in full,
without the written consent of Pace Analytical Services, LLC.

Pace Analytical Services, LLC
7726 Moller Road
Indianapolis, IN 46268
(317)228-3100

ANALYTICAL RESULTS

Project: Former Amphenol Facility
Pace Project No.: 50269116

Sample: GP-52 SL (20.0-20.50) **Lab ID: 50269116003** Collected: 10/05/20 12:23 Received: 10/05/20 15:50 Matrix: Solid

Results reported on a "dry weight" basis and are adjusted for percent moisture, sample size and any dilutions.

Parameters	Results	Units	Report Limit	MDL	DF	Prepared	Analyzed	CAS No.	Qual
8260 MSV 5035A VOA	Analytical Method: EPA 8260								
	Pace Analytical Services - Indianapolis								
1,1-Dichloroethane	ND	mg/kg	0.0043	0.00054	1		10/08/20 04:27	75-34-3	
1,2-Dichloroethane	ND	mg/kg	0.0043	0.00065	1		10/08/20 04:27	107-06-2	
cis-1,2-Dichloroethene	ND	mg/kg	0.0043	0.00087	1		10/08/20 04:27	156-59-2	
trans-1,2-Dichloroethene	ND	mg/kg	0.0043	0.00071	1		10/08/20 04:27	156-60-5	
Methylene Chloride	ND	mg/kg	0.017	0.0020	1		10/08/20 04:27	75-09-2	
Tetrachloroethene	**0.095**	mg/kg	0.0043	0.00051	1		10/08/20 04:27	127-18-4	
1,1,1-Trichloroethane	**0.0095**	mg/kg	0.0043	0.00051	1		10/08/20 04:27	71-55-6	
Trichloroethene	**0.15**	mg/kg	0.0043	0.00082	1		10/08/20 04:27	79-01-6	
Vinyl chloride	ND	mg/kg	0.0043	0.00025	1		10/08/20 04:27	75-01-4	
Surrogates									
Dibromofluoromethane (S)	106	%.	73-133		1		10/08/20 04:27	1868-53-7	
Toluene-d8 (S)	106	%.	73-130		1		10/08/20 04:27	2037-26-5	
4-Bromofluorobenzene (S)	79	%.	55-129		1		10/08/20 04:27	460-00-4	
Percent Moisture	Analytical Method: SM 2540G								
	Pace Analytical Services - Indianapolis								
Percent Moisture	**4.7**	%	0.10	0.10	1		10/07/20 16:56		N2

This report shall not be reproduced, except in full,
without the written consent of Pace Analytical Services, LLC.

Pace Analytical Services, LLC
7726 Moller Road
Indianapolis, IN 46268
(317)228-3100

ANALYTICAL RESULTS

Project: Former Amphenol Facility
Pace Project No.: 50269116

Sample: GP-52 SL (20.50-21.00) **Lab ID: 50269116004** Collected: 10/05/20 12:26 Received: 10/05/20 15:50 Matrix: Solid

Results reported on a "dry weight" basis and are adjusted for percent moisture, sample size and any dilutions.

Parameters	Results	Units	Report Limit	MDL	DF	Prepared	Analyzed	CAS No.	Qual
8260 MSV 5035A VOA	Analytical Method: EPA 8260								
	Pace Analytical Services - Indianapolis								
1,1-Dichloroethane	**0.20**	mg/kg	0.0037	0.00046	1		10/08/20 05:02	75-34-3	
1,2-Dichloroethane	ND	mg/kg	0.0037	0.00055	1		10/08/20 05:02	107-06-2	
cis-1,2-Dichloroethene	**0.00094J**	mg/kg	0.0037	0.00074	1		10/08/20 05:02	156-59-2	
trans-1,2-Dichloroethene	ND	mg/kg	0.0037	0.00061	1		10/08/20 05:02	156-60-5	
Methylene Chloride	ND	mg/kg	0.015	0.0017	1		10/08/20 05:02	75-09-2	
Tetrachloroethene	**0.0011J**	mg/kg	0.0037	0.00043	1		10/08/20 05:02	127-18-4	
1,1,1-Trichloroethane	**0.00097J**	mg/kg	0.0037	0.00043	1		10/08/20 05:02	71-55-6	
Trichloroethene	**0.55**	mg/kg	0.27	0.040	50		10/08/20 18:46	79-01-6	
Vinyl chloride	ND	mg/kg	0.0037	0.00021	1		10/08/20 05:02	75-01-4	
Surrogates									
Dibromofluoromethane (S)	108	%.	73-133		1		10/08/20 05:02	1868-53-7	
Toluene-d8 (S)	122	%.	73-130		1		10/08/20 05:02	2037-26-5	
4-Bromofluorobenzene (S)	70	%.	55-129		1		10/08/20 05:02	460-00-4	
Percent Moisture	Analytical Method: SM 2540G								
	Pace Analytical Services - Indianapolis								
Percent Moisture	**7.7**	%	0.10	0.10	1		10/07/20 16:56		N2

This report shall not be reproduced, except in full,
without the written consent of Pace Analytical Services, LLC.

Pace Analytical Services, LLC
7726 Moller Road
Indianapolis, IN 46268
(317)228-3100

ANALYTICAL RESULTS

Project: Former Amphenol Facility
Pace Project No.: 50269116

Sample: FD-3 SL **Lab ID: 50269116005** Collected: 10/05/20 08:00 Received: 10/05/20 15:50 Matrix: Solid

Results reported on a "dry weight" basis and are adjusted for percent moisture, sample size and any dilutions.

Parameters	Results	Units	Report Limit	MDL	DF	Prepared	Analyzed	CAS No.	Qual
8260 MSV 5035A VOA	Analytical Method: EPA 8260								
	Pace Analytical Services - Indianapolis								
1,1-Dichloroethane	ND	mg/kg	0.0044	0.00056	1		10/08/20 05:37	75-34-3	
1,2-Dichloroethane	ND	mg/kg	0.0044	0.00066	1		10/08/20 05:37	107-06-2	
cis-1,2-Dichloroethene	ND	mg/kg	0.0044	0.00089	1		10/08/20 05:37	156-59-2	
trans-1,2-Dichloroethene	ND	mg/kg	0.0044	0.00072	1		10/08/20 05:37	156-60-5	
Methylene Chloride	ND	mg/kg	0.018	0.0021	1		10/08/20 05:37	75-09-2	
Tetrachloroethene	**0.0051**	mg/kg	0.0044	0.00052	1		10/08/20 05:37	127-18-4	
1,1,1-Trichloroethane	ND	mg/kg	0.0044	0.00052	1		10/08/20 05:37	71-55-6	
Trichloroethene	**0.0024J**	mg/kg	0.0044	0.00084	1		10/08/20 05:37	79-01-6	
Vinyl chloride	ND	mg/kg	0.0044	0.00025	1		10/08/20 05:37	75-01-4	
Surrogates									
Dibromofluoromethane (S)	109	%.	73-133		1		10/08/20 05:37	1868-53-7	
Toluene-d8 (S)	101	%.	73-130		1		10/08/20 05:37	2037-26-5	
4-Bromofluorobenzene (S)	85	%.	55-129		1		10/08/20 05:37	460-00-4	
Percent Moisture	Analytical Method: SM 2540G								
	Pace Analytical Services - Indianapolis								
Percent Moisture	**6.0**	%	0.10	0.10	1		10/07/20 16:56		N2

This report shall not be reproduced, except in full,
without the written consent of Pace Analytical Services, LLC.

Pace Analytical Services, LLC
7726 Moller Road
Indianapolis, IN 46268
(317)228-3100

QUALITY CONTROL DATA

Project: Former Amphenol Facility
Pace Project No.: 50269116

QC Batch: 585728 | Analysis Method: EPA 8260
QC Batch Method: EPA 8260 | Analysis Description: 8260 MSV 5035A Volatile Organics
Laboratory: Pace Analytical Services - Indianapolis

Associated Lab Samples: 50269116001, 50269116002, 50269116003, 50269116004, 50269116005

METHOD BLANK: 2702221 Matrix: Solid

Associated Lab Samples: 50269116001, 50269116002, 50269116003, 50269116004, 50269116005

Parameter	Units	Blank Result	Reporting Limit	MDL	Analyzed	Qualifiers
1,1,1-Trichloroethane	mg/kg	ND	0.0050	0.00059	10/08/20 01:34	
1,1-Dichloroethane	mg/kg	ND	0.0050	0.00063	10/08/20 01:34	
1,2-Dichloroethane	mg/kg	ND	0.0050	0.00075	10/08/20 01:34	
cis-1,2-Dichloroethene	mg/kg	ND	0.0050	0.0010	10/08/20 01:34	
Methylene Chloride	mg/kg	ND	0.020	0.0024	10/08/20 01:34	
Tetrachloroethene	mg/kg	ND	0.0050	0.00059	10/08/20 01:34	
trans-1,2-Dichloroethene	mg/kg	ND	0.0050	0.00082	10/08/20 01:34	
Trichloroethene	mg/kg	ND	0.0050	0.00096	10/08/20 01:34	
Vinyl chloride	mg/kg	ND	0.0050	0.00029	10/08/20 01:34	
4-Bromofluorobenzene (S)	%.	90	55-129		10/08/20 01:34	
Dibromofluoromethane (S)	%.	108	73-133		10/08/20 01:34	
Toluene-d8 (S)	%.	99	73-130		10/08/20 01:34	

LABORATORY CONTROL SAMPLE: 2702222

Parameter	Units	Spike Conc.	LCS Result	LCS % Rec	% Rec Limits	Qualifiers
1,1,1-Trichloroethane	mg/kg	0.05	0.046	91	72-132	
1,1-Dichloroethane	mg/kg	0.05	0.048	95	73-122	
1,2-Dichloroethane	mg/kg	0.05	0.047	93	67-129	
cis-1,2-Dichloroethene	mg/kg	0.05	0.049	99	73-117	
Methylene Chloride	mg/kg	0.05	0.048	95	62-137	
Tetrachloroethene	mg/kg	0.05	0.048	96	59-119	
trans-1,2-Dichloroethene	mg/kg	0.05	0.051	102	71-125	
Trichloroethene	mg/kg	0.05	0.045	91	68-118	
Vinyl chloride	mg/kg	0.05	0.040	80	49-125	
4-Bromofluorobenzene (S)	%.			90	55-129	
Dibromofluoromethane (S)	%.			97	73-133	
Toluene-d8 (S)	%.			101	73-130	

MATRIX SPIKE & MATRIX SPIKE DUPLICATE: 2702223 2702224

Parameter	Units	50269034003 Result	MS Spike Conc.	MSD Spike Conc.	MS Result	MSD Result	MS % Rec	MSD % Rec	% Rec Limits	RPD	Max RPD	Qual
1,1,1-Trichloroethane	mg/kg	ND	0.061	0.071	0.051	0.057	84	80	48-141	11	20	
1,1-Dichloroethane	mg/kg	ND	0.061	0.071	0.052	0.059	86	83	22-160	13	20	
1,2-Dichloroethane	mg/kg	ND	0.061	0.071	0.039	0.047	64	66	35-142	19	20	
cis-1,2-Dichloroethene	mg/kg	ND	0.061	0.071	0.037	0.046	61	65	30-143	22	20	R1

Results presented on this page are in the units indicated by the "Units" column except where an alternate unit is presented to the right of the result.

REPORT OF LABORATORY ANALYSIS

This report shall not be reproduced, except in full,
without the written consent of Pace Analytical Services, LLC.

Pace Analytical Services, LLC
7726 Moller Road
Indianapolis, IN 46268
(317)228-3100

QUALITY CONTROL DATA

Project: Former Amphenol Facility
Pace Project No.: 50269116

MATRIX SPIKE & MATRIX SPIKE DUPLICATE: 2702223 2702224

Parameter	Units	50269034003 Result	MS Spike Conc.	MSD Spike Conc.	MS Result	MSD Result	MS % Rec	MSD % Rec	% Rec Limits	RPD	Max RPD	Qual
Methylene Chloride	mg/kg	ND	0.061	0.071	0.047	0.057	78	80	24-158	19	20	
Tetrachloroethene	mg/kg	ND	0.061	0.071	0.042	0.052	70	73	10-173	21	20	R1
trans-1,2-Dichloroethene	mg/kg	ND	0.061	0.071	0.040	0.047	66	66	28-156	17	20	
Trichloroethene	mg/kg	ND	0.061	0.071	0.034	0.043	56	60	12-153	24	20	R1
Vinyl chloride	mg/kg	ND	0.061	0.071	0.046	0.049	77	69	21-155	6	20	
4-Bromofluorobenzene (S)	%.						74	72	55-129			
Dibromofluoromethane (S)	%.						105	109	73-133			
Toluene-d8 (S)	%.						119	122	73-130			

Results presented on this page are in the units indicated by the "Units" column except where an alternate unit is presented to the right of the result.

This report shall not be reproduced, except in full,
without the written consent of Pace Analytical Services, LLC.

Pace Analytical Services, LLC
7726 Moller Road
Indianapolis, IN 46268
(317)228-3100

QUALITY CONTROL DATA

Project: Former Amphenol Facility
Pace Project No.: 50269116

QC Batch: 585543
QC Batch Method: SM 2540G
Analysis Method: SM 2540G
Analysis Description: Dry Weight/Percent Moisture
Laboratory: Pace Analytical Services - Indianapolis
Associated Lab Samples: 50269116001, 50269116002, 50269116003, 50269116004, 50269116005

SAMPLE DUPLICATE: 2701300

Parameter	Units	50269034011 Result	Dup Result	RPD	Max RPD	Qualifiers
Percent Moisture	%	8.1	8.5	5	5	N2

SAMPLE DUPLICATE: 2701301

Parameter	Units	50269118001 Result	Dup Result	RPD	Max RPD	Qualifiers
Percent Moisture	%	11.5	9.8	16	5	N2,R1

Results presented on this page are in the units indicated by the "Units" column except where an alternate unit is presented to the right of the result.

This report shall not be reproduced, except in full,
without the written consent of Pace Analytical Services, LLC.

Pace Analytical Services, LLC
7726 Moller Road
Indianapolis, IN 46268
(317)228-3100

QUALIFIERS

Project: Former Amphenol Facility
Pace Project No.: 50269116

DEFINITIONS

DF - Dilution Factor, if reported, represents the factor applied to the reported data due to dilution of the sample aliquot.

ND - Not Detected at or above adjusted reporting limit.

TNTC - Too Numerous To Count

J - Estimated concentration above the adjusted method detection limit and below the adjusted reporting limit.

MDL - Adjusted Method Detection Limit.

PQL - Practical Quantitation Limit.

RL - Reporting Limit - The lowest concentration value that meets project requirements for quantitative data with known precision and bias for a specific analyte in a specific matrix.

S - Surrogate

1,2-Diphenylhydrazine decomposes to and cannot be separated from Azobenzene using Method 8270. The result for each analyte is a combined concentration.

Consistent with EPA guidelines, unrounded data are displayed and have been used to calculate % recovery and RPD values.

LCS(D) - Laboratory Control Sample (Duplicate)

MS(D) - Matrix Spike (Duplicate)

DUP - Sample Duplicate

RPD - Relative Percent Difference

NC - Not Calculable.

SG - Silica Gel - Clean-Up

U - Indicates the compound was analyzed for, but not detected.

N-Nitrosodiphenylamine decomposes and cannot be separated from Diphenylamine using Method 8270. The result reported for each analyte is a combined concentration.

Pace Analytical is TNI accredited. Contact your Pace PM for the current list of accredited analytes.

TNI - The NELAC Institute.

ANALYTE QUALIFIERS

N2	The lab does not hold NELAC/TNI accreditation for this parameter but other accreditations/certifications may apply. A complete list of accreditations/certifications is available upon request.
R1	RPD value was outside control limits.

This report shall not be reproduced, except in full,
without the written consent of Pace Analytical Services, LLC.

Pace Analytical Services, LLC
7726 Moller Road
Indianapolis, IN 46268
(317)228-3100

QUALITY CONTROL DATA CROSS REFERENCE TABLE

Project: Former Amphenol Facility
Pace Project No.: 50269116

Lab ID	Sample ID	QC Batch Method	QC Batch	Analytical Method	Analytical Batch
50269116001	**GP-52 SL (13.75-14.25)**	EPA 8260	585728		
50269116002	**GP-52 SL (19.50-20.00)**	EPA 8260	585728		
50269116003	**GP-52 SL (20.0-20.50)**	EPA 8260	585728		
50269116004	**GP-52 SL (20.50-21.00)**	EPA 8260	585728		
50269116005	**FD-3 SL**	EPA 8260	585728		
50269116001	**GP-52 SL (13.75-14.25)**	SM 2540G	585543		
50269116002	**GP-52 SL (19.50-20.00)**	SM 2540G	585543		
50269116003	**GP-52 SL (20.0-20.50)**	SM 2540G	585543		
50269116004	**GP-52 SL (20.50-21.00)**	SM 2540G	585543		
50269116005	**FD-3 SL**	SM 2540G	585543		

This report shall not be reproduced, except in full,
without the written consent of Pace Analytical Services, LLC.

Pace Analytical®

CHAIN-OF-CUSTODY Analytical Request Document

Chain-of-Custody is a LEGAL DOCUMENT - Complete all relevent fields

LAB USE ONLY- Affix Workorder/Login Label Here or List Pace Workorder Number or

WO#: 50269116

50269116

ALL

Container Preser

6

Company: IWM Consulting Group	Billing Information: SAME
Address: 7428 Rockville Road, Indpls, IN 46214	
Report To: Brad Gentry	Email To: bgentry@iwmconsult.com
Copy To: llohrstorfer@iwmconsult.com	Site Collection Info/Address: 980 Hurricane Road
Customer Project Name/Number: Former Amphenol Facility	State: IN / County/City: Johnson / Franklin / Time Zone Collected: [ ] PT [ ] MT [ ] CT [✓] ET
Phone: 317-347-1111 Email:	Site/Facility ID #: / Compliance Monitoring? [ ] Yes [ ] No
Collected By (print): Garrett Page	Purchase Order #: EPA Assessment Quote #: / DW PWS ID #: DW Location Code:
Collected By (signature): Garrett Page	Turnaround Date Required: Standard TAT / Immediately Packed on Ice: [✓] Yes [ ] No
Sample Disposal: [X] Dispose as appropriate [ ] Return [ ] Archive: ____ [ ] Hold: ____	Rush: [ ] Same Day [ ] Next Day [ ] 2 Day [ ] 3 Day [ ] 4 Day [ ] 5 Day (Expedite Charges Apply) / Field Filtered (if applicable): [ ] Yes [ ] No Analysis: ____

** Preservative Types: (1) nitric ac... (4) sodium hydroxide, (5) zinc acetate, (6) methanol, (7) sodium bisulfate, (8) sodium thiosulfate, (9) hexane, (A) ascorbic acid, (B) ammonium sulfate, (C) ammonium hydroxide, (D) TSP, (U) Unpreserved, (O) Other ____

Analyses

Lab Profile/Line:

Lab Sample Receipt Checklist:

Custody Seals Present/Intact	Y N NA
Custody Signatures Present	Y N NA
Collector Signature Present	Y N NA
Bottles Intact	Y N NA
Correct Bottles	Y N NA
Sufficient Volume	Y N NA
Samples Received on Ice	Y N NA
VOA - Headspace Acceptable	Y N NA
USDA Regulated Soils	Y N NA
Samples in Holding Time	Y N NA
Residual Chlorine Present	Y N NA
Cl Strips: ____	
Sample pH Acceptable	Y N NA
pH Strips: ____	
Sulfide Present	Y N NA
Lead Acetate Strips: ____	

LAB USE ONLY:
Lab Sample # / Comments:

SEE SLUR

* Matrix Codes (Insert in Matrix box below): Drinking Water (DW), Ground Water (GW), Wastewater (WW), Product (P), Soil/Solid (SL), Oil (OL), Wipe (WP), Air (AR), Tissue (TS), Bioassay (B), Vapor (V), Other (OT)

Customer Sample ID	Matrix *	Comp / Grab	Collected (or Composite Start) Date	Time	Composite End Date	Time	Res Cl	# of Ctns	VOCs 8260 (Shortlist)	% Moisture	Lab Sample # / Comments
GP-52 SL (13.75-14.25)	SL	G			10/5	12:17		4	X	X	001
GP-52 SL (19.50-20.00)	↓	↓			↓	12:20		4	↓	↓	002
GP-52 SL (20.0-20.50)	↓	↓			↓	12:23		4	↓	↓	003
GP-52 SL (20.50-21.00)	↓	↓			↓	12:26		4	↓	↓	004
FD-3 SL	↓	↓			↓	—		4	↓	↓	005

Customer Remarks / Special Conditions / Possible Hazards:

- Level IV QA/QC
- J flags reported

Shortlist: 1,1-Dichloroethene, 1,2-Dichloroethane, Cis-1,2-DCE, Trans-1,2-DCE, Methylene Chloride, PCE, TCE, VC, 1,1,1-TCA

Type of Ice Used: Wet Blue Dry None

Packing Material Used:

Radchem sample(s) screened (<500 cpm): Y N NA

SHORT HOLDS PRESENT (<72 hours): Y N N/A

Lab Tracking #: 2589729

Samples received via: FEDEX UPS Client Courier Pace Courier

Lab Sample Temperature Info:
Temp Blank Received: Y N NA
Therm ID#: B
Cooler 1 Temp Upon Receipt: 1.5 oC
Cooler 1 Therm Corr. Factor: 0 oC
Cooler 1 Corrected Temp: 1.5 oC
Comments:

Relinquished by/Company: (Signature)	Date/Time:	Received by/Company: (Signature)	Date/Time:
Garrett Page / IWM	10/5 15:50	C Barnes	10/5/20 1550
Relinquished by/Company: (Signature)	Date/Time:	Received by/Company: (Signature)	Date/Time:
Relinquished by/Company: (Signature)	Date/Time:	Received by/Company: (Signature)	Date/Time:

MTJL LAB USE ONLY
Table #:
Acctnum:
Template:
Prelogin:
PM:
PB:

Trip Blank Received: Y N NA
HCL MeOH TSP Other

Non Conformance(s): YES / NO

Page: 1 of: 1

F-IN-Q-290-rev.19,23Jul2020

Pace Analytical

SAMPLE CONDITION UPON RECEIPT FORM

Date/Time and Initials of person examining contents: JB 10/5/26 1730

Courier: Fed Ex UPS (Client) Pace USPS Other _____

Custody Seal on Cooler/Box Present: Yes (No) **(If yes)Seals Intact:** Yes (No) **(leave blank if no seals were present)**

Packing Material: Bubble Wrap (Bubble Bags) None Other _____

Thermometer: 1 2 3 4 5 6 A (B) C D E F **Ice Type:** (Wet) Blue None

Cooler Temperature: 1.5 | 1.5 **If temp. is over 6°C or under 0°C, was the PM notified?:** Yes No

Temp should be above freezing to 6°C **(Initial/Corrected)**

All discrepancies will be written out in the comments section below.

	Yes	No		Yes	No	N/A
Are samples from West Virginia? Document any containers out of temp.		✓	All containers needing acid/base pres. Have been CHECKED?: **exceptions: VOA, coliform, LLHg, O&G, and any container with a septum cap or preserved with HCl.** **Circle:** **HNO3 (<2) H2SO4 (<2) NaOH (>10) NaOH/ZnAc (>9)** Any non-conformance to pH recommendations will be noted on the container count form			✓
USDA Regulated Soils? (HI, ID, NY, WA, OR,CA, NM, TX, OK, AR, LA, TN, AL, MS, NC, SC, GA, FL, or Puerto Rico)		✓				
Short Hold Time Analysis (48 hours or less)? **Analysis:** TC	✓			Present	Absent	N/A
			Residual Chlorine Check (SVOC 625 Pest/PCB 608)			✓
Time 5035A TC placed in Freezer or Short Holds To Lab	Time: 1800		Residual Chlorine Check (Total/Amenable/Free Cyanide)			✓
Rush TAT Requested (4 days or less):		✓	Headspace Wisconsin Sulfide?			✓
Custody Signatures Present?	✓		Headspace in VOA Vials (>6mm):		✓	
Containers Intact?:	✓		Trip Blank Present?	✓		
Sample Label (IDs/Dates/Times) Match COC?: Except TCs, which only require sample ID	✓		Trip Blank Custody Seals?:	✓		
Extra labels on Terracore Vials? (soils only)		✓				

COMMENTS:

COC PAGE 1 of 1

Sample Container Count

Sample Line Item	WGFU	SBS DI BK Kit R	DG9H VG9H	VOA VIAL HS (>6mm)	VG9U	DG9U	DG9T	AG0U	AG1H	AG1U	AG3S	AG3C	BP1U	BP1N	BP2U	BP3U	BP3N	BP3F	BP3S	BP3B	BP3Z	CG3H				Matrix	pH <2	pH >9	pH>10
1		4																							SL	WT			
2		4																								WT			
3		4																								WT			
4		4																								WT			
5		4																						MP		SL			
6																								10/5					
7																													
8																													
9																													
10																													
11																													
12																													

Container Codes

Glass

DG9B	40mL Na Bisulfate amber vial	AG0U	100mL unpres amber glass
DG9H	40mL HCl amber voa vial	AG1H	1L HCl amber glass
DG9M	40mL MeOH clear vial	AG1S	1L H2SO4 amber glass
DG9P	40mL TSP amber vial	AG1T	1L Na Thiosulfate amber glass
DG9S	40mL H2SO4 amber vial	AG1U	1liter unpres amber glass
DG9T	40mL Na Thio amber vial	AG2N	500mL HNO3 amber glass
DG9U	40mL unpreserved **amber** vial	AG2S	500mL H2SO4 amber glass
VG9H	40mL HCl clear vial	AG2U	500mL unpres amber glass
VG9T	40mL Na Thio. clear vial	AG3S	250mL H2SO4 amber glass
VG9U	40mL unpreserved **clear** vial	AG3U	250mL unpres amber glass
VGFX	40mL w/hexane wipe vial	AG3C	250mL NaOH amber glass
VSG	Headspace septa vial & HCl	BG1H	1L HCl clear glass
WGKU	8oz unpreserved clear jar	BG1S	1L H2SO4 clear glass
WGFU	4oz clear soil jar	BG1T	1L Na Thiosulfate clear glass
JGFU	4oz unpreserved amber wide	BG1U	1L unpreserved glass
CG3H	250mL clear glass HCl	BG3H	250mL HCl Clear Glass

Plastic / Misc.

BG3U	250mL Unpres Clear Glass
BP1A	1L NaOH, Asc Acid plastic
BP1N	1L HNO3 plastic
BP1S	1L H2SO4 plastic
BP1U	1L unpreserved plastic
BP1Z	1L NaOH, Zn, Ac
BP2A	500mL NaOH, Asc Acid plastic
BP2N	500mL HNO3 plastic
BP2O	500mL NaOH plastic
BP2S	500mL H2SO4 plastic
BP2U	500mL unpreserved plastic
BP2Z	500mL NaOH, Zn Ac
BP3B	250mL NaOH plastic
BP3N	250mL HNO3 plastic
BP3F	250mL HNO3 plastic (field filtered)

BP3U	250mL unpreserved plastic
BP3S	250mL H2SO4 plastic
BP3Z	250mL NaOH, Zn Ac plastic

AF	Air Filter
C	Air Cassettes
R	Terra core kit
SP5T	120mL Coliform Na Thiosulfate
U	Summa Can
ZPLC	Ziploc Bag

WT	Water
SL	Solid
NAL	Non-aqueous liquid
WP	Wipe

F-IN-Q-270-rev.12,11Aug2020

Pace Analytical Services, LLC
7726 Moller Road
Indianapolis, IN 46268
(317)228-3100

October 28, 2020

Mr. Chris Newell
IWM Consulting
7428 Rockville Road
Indianapolis, IN 46214

RE: Project: Former Amphenol Facility
Pace Project No.: 50269117

Dear Mr. Newell:

Enclosed are the analytical results for sample(s) received by the laboratory on October 05, 2020. The results relate only to the samples included in this report. Results reported herein conform to the applicable TNI/NELAC Standards and the laboratory's Quality Manual, where applicable, unless otherwise noted in the body of the report.

The test results provided in this final report were generated by each of the following laboratories within the Pace Network:

- Pace Analytical Services - Indianapolis

Revised Report: This revision replaces previous report dated October, 12, 2020. Trailing "0" added to Sample IDs to match the COC. SAB 10/27/20

If you have any questions concerning this report, please feel free to contact me.

Sincerely,

Susan Brotherton

Sue Brotherton
sue.brotherton@pacelabs.com
(317)228-3100
Project Manager

Enclosures

cc: Mr. Brad Gentry, IWM Consulting
Mr. Chris Parks, IWM Consulting Group

This report shall not be reproduced, except in full,
without the written consent of Pace Analytical Services, LLC.

Pace Analytical Services, LLC
7726 Moller Road
Indianapolis, IN 46268
(317)228-3100

CERTIFICATIONS

Project:	Former Amphenol Facility
Pace Project No.:	50269117

Pace Analytical Services Indianapolis

7726 Moller Road, Indianapolis, IN 46268
Illinois Accreditation #: 200074
Indiana Drinking Water Laboratory #: C-49-06
Kansas/TNI Certification #: E-10177
Kentucky UST Agency Interest #: 80226
Kentucky WW Laboratory ID #: 98019
Michigan Drinking Water Laboratory #9050
Ohio VAP Certified Laboratory #: CL0065
Oklahoma Laboratory #: 9204
Texas Certification #: T104704355
West Virginia Certification #: 330
Wisconsin Laboratory #: 999788130
USDA Soil Permit #: P330-19-00257

This report shall not be reproduced, except in full,
without the written consent of Pace Analytical Services, LLC.

Pace Analytical Services, LLC
7726 Moller Road
Indianapolis, IN 46268
(317)228-3100

SAMPLE SUMMARY

Project: Former Amphenol Facility
Pace Project No.: 50269117

Lab ID	Sample ID	Matrix	Date Collected	Date Received
50269117001	**GP-53 SL (13.75-14.25)**	Solid	10/05/20 11:52	10/05/20 15:50
50269117002	**GP-53 SL (15.75-16.25)**	Solid	10/05/20 11:56	10/05/20 15:50
50269117003	**GP-53 SL (16.25-16.75)**	Solid	10/05/20 12:00	10/05/20 15:50
50269117004	**GP-53 SL (15.00-15.50)**	Solid	10/05/20 12:02	10/05/20 15:50
50269117005	**FD-2 SL**	Solid	10/05/20 08:00	10/05/20 15:50

This report shall not be reproduced, except in full,
without the written consent of Pace Analytical Services, LLC.

Pace Analytical Services, LLC
7726 Moller Road
Indianapolis, IN 46268
(317)228-3100

SAMPLE ANALYTE COUNT

Project: Former Amphenol Facility
Pace Project No.: 50269117

Lab ID	Sample ID	Method	Analysts	Analytes Reported	Laboratory
50269117001	**GP-53 SL (13.75-14.25)**	EPA 8260	TMW	12	PASI-I
		SM 2540G	SEP	1	PASI-I
50269117002	**GP-53 SL (15.75-16.25)**	EPA 8260	TMW	12	PASI-I
		SM 2540G	SEP	1	PASI-I
50269117003	**GP-53 SL (16.25-16.75)**	EPA 8260	TMW	12	PASI-I
		SM 2540G	SEP	1	PASI-I
50269117004	**GP-53 SL (15.00-15.50)**	EPA 8260	TMW	12	PASI-I
		SM 2540G	SEP	1	PASI-I
50269117005	**FD-2 SL**	EPA 8260	TMW	12	PASI-I
		SM 2540G	SEP	1	PASI-I

PASI-I = Pace Analytical Services - Indianapolis

This report shall not be reproduced, except in full,
without the written consent of Pace Analytical Services, LLC.

Pace Analytical Services, LLC
7726 Moller Road
Indianapolis, IN 46268
(317)228-3100

SUMMARY OF DETECTION

Project: Former Amphenol Facility
Pace Project No.: 50269117

Lab Sample ID Method	Client Sample ID Parameters	Result	Units	Report Limit	Analyzed	Qualifiers
50269117001	**GP-53 SL (13.75-14.25)**					
EPA 8260	Tetrachloroethene	0.029	mg/kg	0.0047	10/08/20 09:56	
EPA 8260	1,1,1-Trichloroethane	0.0064	mg/kg	0.0047	10/08/20 09:56	
EPA 8260	Trichloroethene	0.038	mg/kg	0.0047	10/08/20 09:56	
SM 2540G	Percent Moisture	6.9	%	0.10	10/07/20 16:57	N2
50269117002	**GP-53 SL (15.75-16.25)**					
EPA 8260	1,1-Dichloroethane	0.010	mg/kg	0.0044	10/08/20 10:30	
EPA 8260	1,1,1-Trichloroethane	0.11	mg/kg	0.0044	10/08/20 10:30	
EPA 8260	Trichloroethene	9.3	mg/kg	0.45	10/08/20 16:27	
SM 2540G	Percent Moisture	9.7	%	0.10	10/07/20 16:57	N2
50269117003	**GP-53 SL (16.25-16.75)**					
EPA 8260	1,1-Dichloroethane	0.15	mg/kg	0.0039	10/08/20 11:04	
EPA 8260	cis-1,2-Dichloroethene	0.0020J	mg/kg	0.0039	10/08/20 11:04	
EPA 8260	1,1,1-Trichloroethane	0.0012J	mg/kg	0.0039	10/08/20 11:04	
EPA 8260	Trichloroethene	0.090	mg/kg	0.0039	10/08/20 11:04	
SM 2540G	Percent Moisture	7.2	%	0.10	10/07/20 16:57	N2
50269117004	**GP-53 SL (15.00-15.50)**					
EPA 8260	Tetrachloroethene	0.034	mg/kg	0.0045	10/08/20 02:09	
EPA 8260	1,1,1-Trichloroethane	0.043	mg/kg	0.0045	10/08/20 02:09	
EPA 8260	Trichloroethene	2.1	mg/kg	0.23	10/08/20 18:11	
SM 2540G	Percent Moisture	14.3	%	0.10	10/07/20 16:57	N2
50269117005	**FD-2 SL**					
EPA 8260	Tetrachloroethene	0.019	mg/kg	0.0044	10/08/20 17:54	
EPA 8260	1,1,1-Trichloroethane	0.0063	mg/kg	0.0044	10/08/20 17:54	
EPA 8260	Trichloroethene	0.049	mg/kg	0.0044	10/08/20 17:54	
SM 2540G	Percent Moisture	9.7	%	0.10	10/07/20 16:57	N2

This report shall not be reproduced, except in full,
without the written consent of Pace Analytical Services, LLC.

Pace Analytical Services, LLC
7726 Moller Road
Indianapolis, IN 46268
(317)228-3100

ANALYTICAL RESULTS

Project: Former Amphenol Facility
Pace Project No.: 50269117

Sample: GP-53 SL (13.75-14.25) **Lab ID: 50269117001** Collected: 10/05/20 11:52 Received: 10/05/20 15:50 Matrix: Solid

Results reported on a "dry weight" basis and are adjusted for percent moisture, sample size and any dilutions.

Parameters	Results	Units	Report Limit	MDL	DF	Prepared	Analyzed	CAS No.	Qual
8260 MSV 5035A VOA	Analytical Method: EPA 8260								
	Pace Analytical Services - Indianapolis								
1,1-Dichloroethane	ND	mg/kg	0.0047	0.00076	1		10/08/20 09:56	75-34-3	
1,2-Dichloroethane	ND	mg/kg	0.0047	0.00051	1		10/08/20 09:56	107-06-2	
cis-1,2-Dichloroethene	ND	mg/kg	0.0047	0.00058	1		10/08/20 09:56	156-59-2	
trans-1,2-Dichloroethene	ND	mg/kg	0.0047	0.00085	1		10/08/20 09:56	156-60-5	
Methylene Chloride	ND	mg/kg	0.019	0.00094	1		10/08/20 09:56	75-09-2	
Tetrachloroethene	**0.029**	mg/kg	0.0047	0.00081	1		10/08/20 09:56	127-18-4	
1,1,1-Trichloroethane	**0.0064**	mg/kg	0.0047	0.00055	1		10/08/20 09:56	71-55-6	
Trichloroethene	**0.038**	mg/kg	0.0047	0.00069	1		10/08/20 09:56	79-01-6	
Vinyl chloride	ND	mg/kg	0.0047	0.00041	1		10/08/20 09:56	75-01-4	
Surrogates									
Dibromofluoromethane (S)	110	%.	73-133		1		10/08/20 09:56	1868-53-7	
Toluene-d8 (S)	113	%.	73-130		1		10/08/20 09:56	2037-26-5	
4-Bromofluorobenzene (S)	75	%.	55-129		1		10/08/20 09:56	460-00-4	
Percent Moisture	Analytical Method: SM 2540G								
	Pace Analytical Services - Indianapolis								
Percent Moisture	**6.9**	%	0.10	0.10	1		10/07/20 16:57		N2

This report shall not be reproduced, except in full,
without the written consent of Pace Analytical Services, LLC.

Pace Analytical Services, LLC
7726 Moller Road
Indianapolis, IN 46268
(317)228-3100

ANALYTICAL RESULTS

Project: Former Amphenol Facility
Pace Project No.: 50269117

Sample: GP-53 SL (15.75-16.25) **Lab ID: 50269117002** Collected: 10/05/20 11:56 Received: 10/05/20 15:50 Matrix: Solid

Results reported on a "dry weight" basis and are adjusted for percent moisture, sample size and any dilutions.

Parameters	Results	Units	Report Limit	MDL	DF	Prepared	Analyzed	CAS No.	Qual
8260 MSV 5035A VOA	Analytical Method: EPA 8260								
	Pace Analytical Services - Indianapolis								
1,1-Dichloroethane	**0.010**	mg/kg	0.0044	0.00070	1		10/08/20 10:30	75-34-3	
1,2-Dichloroethane	ND	mg/kg	0.0044	0.00047	1		10/08/20 10:30	107-06-2	
cis-1,2-Dichloroethene	ND	mg/kg	0.0044	0.00054	1		10/08/20 10:30	156-59-2	
trans-1,2-Dichloroethene	ND	mg/kg	0.0044	0.00079	1		10/08/20 10:30	156-60-5	
Methylene Chloride	ND	mg/kg	0.017	0.00087	1		10/08/20 10:30	75-09-2	
Tetrachloroethene	ND	mg/kg	0.0044	0.00075	1		10/08/20 10:30	127-18-4	
1,1,1-Trichloroethane	**0.11**	mg/kg	0.0044	0.00051	1		10/08/20 10:30	71-55-6	
Trichloroethene	**9.3**	mg/kg	0.45	0.067	100		10/08/20 16:27	79-01-6	
Vinyl chloride	ND	mg/kg	0.0044	0.00038	1		10/08/20 10:30	75-01-4	
Surrogates									
Dibromofluoromethane (S)	107	%.	73-133		1		10/08/20 10:30	1868-53-7	
Toluene-d8 (S)	111	%.	73-130		1		10/08/20 10:30	2037-26-5	
4-Bromofluorobenzene (S)	79	%.	55-129		1		10/08/20 10:30	460-00-4	
Percent Moisture	Analytical Method: SM 2540G								
	Pace Analytical Services - Indianapolis								
Percent Moisture	**9.7**	%	0.10	0.10	1		10/07/20 16:57		N2

This report shall not be reproduced, except in full,
without the written consent of Pace Analytical Services, LLC.

Pace Analytical Services, LLC
7726 Moller Road
Indianapolis, IN 46268
(317)228-3100

ANALYTICAL RESULTS

Project: Former Amphenol Facility
Pace Project No.: 50269117

Sample: GP-53 SL (16.25-16.75) **Lab ID: 50269117003** Collected: 10/05/20 12:00 Received: 10/05/20 15:50 Matrix: Solid

Results reported on a "dry weight" basis and are adjusted for percent moisture, sample size and any dilutions.

Parameters	Results	Units	Report Limit	MDL	DF	Prepared	Analyzed	CAS No.	Qual
8260 MSV 5035A VOA	Analytical Method: EPA 8260								
	Pace Analytical Services - Indianapolis								
1,1-Dichloroethane	**0.15**	mg/kg	0.0039	0.00063	1		10/08/20 11:04	75-34-3	
1,2-Dichloroethane	ND	mg/kg	0.0039	0.00042	1		10/08/20 11:04	107-06-2	
cis-1,2-Dichloroethene	**0.0020J**	mg/kg	0.0039	0.00048	1		10/08/20 11:04	156-59-2	
trans-1,2-Dichloroethene	ND	mg/kg	0.0039	0.00070	1		10/08/20 11:04	156-60-5	
Methylene Chloride	ND	mg/kg	0.016	0.00078	1		10/08/20 11:04	75-09-2	
Tetrachloroethene	ND	mg/kg	0.0039	0.00067	1		10/08/20 11:04	127-18-4	
1,1,1-Trichloroethane	**0.0012J**	mg/kg	0.0039	0.00046	1		10/08/20 11:04	71-55-6	
Trichloroethene	**0.090**	mg/kg	0.0039	0.00058	1		10/08/20 11:04	79-01-6	
Vinyl chloride	ND	mg/kg	0.0039	0.00034	1		10/08/20 11:04	75-01-4	
Surrogates									
Dibromofluoromethane (S)	116	%.	73-133		1		10/08/20 11:04	1868-53-7	
Toluene-d8 (S)	127	%.	73-130		1		10/08/20 11:04	2037-26-5	
4-Bromofluorobenzene (S)	69	%.	55-129		1		10/08/20 11:04	460-00-4	
Percent Moisture	Analytical Method: SM 2540G								
	Pace Analytical Services - Indianapolis								
Percent Moisture	**7.2**	%	0.10	0.10	1		10/07/20 16:57		N2

This report shall not be reproduced, except in full,
without the written consent of Pace Analytical Services, LLC.

Pace Analytical Services, LLC
7726 Moller Road
Indianapolis, IN 46268
(317)228-3100

ANALYTICAL RESULTS

Project: Former Amphenol Facility
Pace Project No.: 50269117

Sample: GP-53 SL (15.00-15.50) **Lab ID: 50269117004** Collected: 10/05/20 12:02 Received: 10/05/20 15:50 Matrix: Solid

Results reported on a "dry weight" basis and are adjusted for percent moisture, sample size and any dilutions.

Parameters	Results	Units	Report Limit	MDL	DF	Prepared	Analyzed	CAS No.	Qual
8260 MSV 5035A VOA	Analytical Method: EPA 8260								
	Pace Analytical Services - Indianapolis								
1,1-Dichloroethane	ND	mg/kg	0.0045	0.00057	1		10/08/20 02:09	75-34-3	
1,2-Dichloroethane	ND	mg/kg	0.0045	0.00068	1		10/08/20 02:09	107-06-2	
cis-1,2-Dichloroethene	ND	mg/kg	0.0045	0.00091	1		10/08/20 02:09	156-59-2	
trans-1,2-Dichloroethene	ND	mg/kg	0.0045	0.00075	1		10/08/20 02:09	156-60-5	
Methylene Chloride	ND	mg/kg	0.018	0.0021	1		10/08/20 02:09	75-09-2	
Tetrachloroethene	**0.034**	mg/kg	0.0045	0.00053	1		10/08/20 02:09	127-18-4	
1,1,1-Trichloroethane	**0.043**	mg/kg	0.0045	0.00053	1		10/08/20 02:09	71-55-6	
Trichloroethene	**2.1**	mg/kg	0.23	0.034	50		10/08/20 18:11	79-01-6	
Vinyl chloride	ND	mg/kg	0.0045	0.00026	1		10/08/20 02:09	75-01-4	
Surrogates									
Dibromofluoromethane (S)	107	%.	73-133		1		10/08/20 02:09	1868-53-7	
Toluene-d8 (S)	105	%.	73-130		1		10/08/20 02:09	2037-26-5	
4-Bromofluorobenzene (S)	83	%.	55-129		1		10/08/20 02:09	460-00-4	
Percent Moisture	Analytical Method: SM 2540G								
	Pace Analytical Services - Indianapolis								
Percent Moisture	**14.3**	%	0.10	0.10	1		10/07/20 16:57		N2

This report shall not be reproduced, except in full,
without the written consent of Pace Analytical Services, LLC.

Pace Analytical Services, LLC
7726 Moller Road
Indianapolis, IN 46268
(317)228-3100

ANALYTICAL RESULTS

Project: Former Amphenol Facility
Pace Project No.: 50269117

Sample: FD-2 SL **Lab ID: 50269117005** Collected: 10/05/20 08:00 Received: 10/05/20 15:50 Matrix: Solid

Results reported on a "dry weight" basis and are adjusted for percent moisture, sample size and any dilutions.

Parameters	Results	Units	Report Limit	MDL	DF	Prepared	Analyzed	CAS No.	Qual
8260 MSV 5035A VOA	Analytical Method: EPA 8260								
	Pace Analytical Services - Indianapolis								
1,1-Dichloroethane	ND	mg/kg	0.0044	0.00056	1		10/08/20 17:54	75-34-3	
1,2-Dichloroethane	ND	mg/kg	0.0044	0.00067	1		10/08/20 17:54	107-06-2	
cis-1,2-Dichloroethene	ND	mg/kg	0.0044	0.00090	1		10/08/20 17:54	156-59-2	
trans-1,2-Dichloroethene	ND	mg/kg	0.0044	0.00073	1		10/08/20 17:54	156-60-5	
Methylene Chloride	ND	mg/kg	0.018	0.0021	1		10/08/20 17:54	75-09-2	
Tetrachloroethene	**0.019**	mg/kg	0.0044	0.00052	1		10/08/20 17:54	127-18-4	
1,1,1-Trichloroethane	**0.0063**	mg/kg	0.0044	0.00052	1		10/08/20 17:54	71-55-6	
Trichloroethene	**0.049**	mg/kg	0.0044	0.00085	1		10/08/20 17:54	79-01-6	
Vinyl chloride	ND	mg/kg	0.0044	0.00025	1		10/08/20 17:54	75-01-4	
Surrogates									
Dibromofluoromethane (S)	107	%.	73-133		1		10/08/20 17:54	1868-53-7	
Toluene-d8 (S)	111	%.	73-130		1		10/08/20 17:54	2037-26-5	
4-Bromofluorobenzene (S)	75	%.	55-129		1		10/08/20 17:54	460-00-4	
Percent Moisture	Analytical Method: SM 2540G								
	Pace Analytical Services - Indianapolis								
Percent Moisture	**9.7**	%	0.10	0.10	1		10/07/20 16:57		N2

This report shall not be reproduced, except in full,
without the written consent of Pace Analytical Services, LLC.

Pace Analytical Services, LLC
7726 Moller Road
Indianapolis, IN 46268
(317)228-3100

QUALITY CONTROL DATA

Project: Former Amphenol Facility
Pace Project No.: 50269117

QC Batch: 585727
QC Batch Method: EPA 8260
Analysis Method: EPA 8260
Analysis Description: 8260 MSV 5035A Volatile Organics
Laboratory: Pace Analytical Services - Indianapolis
Associated Lab Samples: 50269117001, 50269117002, 50269117003

METHOD BLANK: 2702217 Matrix: Solid
Associated Lab Samples: 50269117001, 50269117002, 50269117003

Parameter	Units	Blank Result	Reporting Limit	MDL	Analyzed	Qualifiers
1,1,1-Trichloroethane	mg/kg	ND	0.0050	0.00059	10/08/20 01:17	
1,1-Dichloroethane	mg/kg	ND	0.0050	0.00080	10/08/20 01:17	
1,2-Dichloroethane	mg/kg	ND	0.0050	0.00054	10/08/20 01:17	
cis-1,2-Dichloroethene	mg/kg	ND	0.0050	0.00062	10/08/20 01:17	
Methylene Chloride	mg/kg	ND	0.020	0.0010	10/08/20 01:17	
Tetrachloroethene	mg/kg	ND	0.0050	0.00086	10/08/20 01:17	
trans-1,2-Dichloroethene	mg/kg	ND	0.0050	0.00090	10/08/20 01:17	
Trichloroethene	mg/kg	ND	0.0050	0.00074	10/08/20 01:17	
Vinyl chloride	mg/kg	ND	0.0050	0.00044	10/08/20 01:17	
4-Bromofluorobenzene (S)	%.	90	55-129		10/08/20 01:17	
Dibromofluoromethane (S)	%.	108	73-133		10/08/20 01:17	
Toluene-d8 (S)	%.	100	73-130		10/08/20 01:17	

LABORATORY CONTROL SAMPLE: 2702218

Parameter	Units	Spike Conc.	LCS Result	LCS % Rec	% Rec Limits	Qualifiers
1,1,1-Trichloroethane	mg/kg	0.05	0.045	91	72-132	
1,1-Dichloroethane	mg/kg	0.05	0.044	88	73-122	
1,2-Dichloroethane	mg/kg	0.05	0.044	88	67-129	
cis-1,2-Dichloroethene	mg/kg	0.05	0.046	92	73-117	
Methylene Chloride	mg/kg	0.05	0.047	93	62-137	
Tetrachloroethene	mg/kg	0.05	0.045	90	59-119	
trans-1,2-Dichloroethene	mg/kg	0.05	0.048	96	71-125	
Trichloroethene	mg/kg	0.05	0.043	85	68-118	
Vinyl chloride	mg/kg	0.05	0.037	74	49-125	
4-Bromofluorobenzene (S)	%.			90	55-129	
Dibromofluoromethane (S)	%.			101	73-133	
Toluene-d8 (S)	%.			100	73-130	

MATRIX SPIKE & MATRIX SPIKE DUPLICATE: 2702219 2702220

Parameter	Units	50269119012 Result	MS Spike Conc.	MSD Spike Conc.	MS Result	MSD Result	MS % Rec	MSD % Rec	% Rec Limits	RPD	Max RPD	Qual
1,1,1-Trichloroethane	mg/kg	0.035	0.048	0.036	0.068	0.028	70	-21	48-141	85	20	M1,R1
1,1-Dichloroethane	mg/kg	0.0046	0.048	0.036	0.046	0.089	87	234	22-160	63	20	M1,R1
1,2-Dichloroethane	mg/kg	ND	0.048	0.036	0.040	0.028	84	77	35-142	36	20	R1
cis-1,2-Dichloroethene	mg/kg	ND	0.048	0.036	0.040	0.027	85	75	30-143	40	20	R1

Results presented on this page are in the units indicated by the "Units" column except where an alternate unit is presented to the right of the result.

REPORT OF LABORATORY ANALYSIS

This report shall not be reproduced, except in full,
without the written consent of Pace Analytical Services, LLC.

Pace Analytical Services, LLC
7726 Moller Road
Indianapolis, IN 46268
(317)228-3100

QUALITY CONTROL DATA

Project: Former Amphenol Facility
Pace Project No.: 50269117

MATRIX SPIKE & MATRIX SPIKE DUPLICATE: 2702219 2702220

Parameter	Units	50269119012 Result	MS Spike Conc.	MSD Spike Conc.	MS Result	MSD Result	MS % Rec	MSD % Rec	% Rec Limits	RPD	Max RPD	Qual
Methylene Chloride	mg/kg	ND	0.048	0.036	0.047	0.035	99	96	24-158	30	20	R1
Tetrachloroethene	mg/kg	ND	0.048	0.036	0.038	0.028	80	79	10-173	29	20	R1
trans-1,2-Dichloroethene	mg/kg	ND	0.048	0.036	0.044	0.028	92	78	28-156	44	20	R1
Trichloroethene	mg/kg	0.016	0.048	0.036	0.050	0.026	72	27	12-153	65	20	R1
Vinyl chloride	mg/kg	ND	0.048	0.036	0.037	0.022	77	61	21-155	50	20	R1
4-Bromofluorobenzene (S)	%.						85	72	55-129			
Dibromofluoromethane (S)	%.						102	107	73-133			
Toluene-d8 (S)	%.						106	127	73-130			

Results presented on this page are in the units indicated by the "Units" column except where an alternate unit is presented to the right of the result.

This report shall not be reproduced, except in full,
without the written consent of Pace Analytical Services, LLC.

Pace Analytical Services, LLC
7726 Moller Road
Indianapolis, IN 46268
(317)228-3100

QUALITY CONTROL DATA

Project: Former Amphenol Facility
Pace Project No.: 50269117

QC Batch: 585728
QC Batch Method: EPA 8260
Analysis Method: EPA 8260
Analysis Description: 8260 MSV 5035A Volatile Organics
Laboratory: Pace Analytical Services - Indianapolis

Associated Lab Samples: 50269117004

METHOD BLANK: 2702221 Matrix: Solid
Associated Lab Samples: 50269117004

Parameter	Units	Blank Result	Reporting Limit	MDL	Analyzed	Qualifiers
1,1,1-Trichloroethane	mg/kg	ND	0.0050	0.00059	10/08/20 01:34	
1,1-Dichloroethane	mg/kg	ND	0.0050	0.00063	10/08/20 01:34	
1,2-Dichloroethane	mg/kg	ND	0.0050	0.00075	10/08/20 01:34	
cis-1,2-Dichloroethene	mg/kg	ND	0.0050	0.0010	10/08/20 01:34	
Methylene Chloride	mg/kg	ND	0.020	0.0024	10/08/20 01:34	
Tetrachloroethene	mg/kg	ND	0.0050	0.00059	10/08/20 01:34	
trans-1,2-Dichloroethene	mg/kg	ND	0.0050	0.00082	10/08/20 01:34	
Trichloroethene	mg/kg	ND	0.0050	0.00074	10/08/20 01:34	
Vinyl chloride	mg/kg	ND	0.0050	0.00029	10/08/20 01:34	
4-Bromofluorobenzene (S)	%.	90	55-129		10/08/20 01:34	
Dibromofluoromethane (S)	%.	108	73-133		10/08/20 01:34	
Toluene-d8 (S)	%.	99	73-130		10/08/20 01:34	

LABORATORY CONTROL SAMPLE: 2702222

Parameter	Units	Spike Conc.	LCS Result	LCS % Rec	% Rec Limits	Qualifiers
1,1,1-Trichloroethane	mg/kg	0.05	0.046	91	72-132	
1,1-Dichloroethane	mg/kg	0.05	0.048	95	73-122	
1,2-Dichloroethane	mg/kg	0.05	0.047	93	67-129	
cis-1,2-Dichloroethene	mg/kg	0.05	0.049	99	73-117	
Methylene Chloride	mg/kg	0.05	0.048	95	62-137	
Tetrachloroethene	mg/kg	0.05	0.048	96	59-119	
trans-1,2-Dichloroethene	mg/kg	0.05	0.051	102	71-125	
Trichloroethene	mg/kg	0.05	0.045	91	68-118	
Vinyl chloride	mg/kg	0.05	0.040	80	49-125	
4-Bromofluorobenzene (S)	%.			90	55-129	
Dibromofluoromethane (S)	%.			97	73-133	
Toluene-d8 (S)	%.			101	73-130	

MATRIX SPIKE & MATRIX SPIKE DUPLICATE: 2702223 2702224

Parameter	Units	50269034003 Result	MS Spike Conc.	MSD Spike Conc.	MS Result	MSD Result	MS % Rec	MSD % Rec	% Rec Limits	RPD	Max RPD	Qual
1,1,1-Trichloroethane	mg/kg	ND	0.061	0.071	0.051	0.057	84	80	48-141	11	20	
1,1-Dichloroethane	mg/kg	ND	0.061	0.071	0.052	0.059	86	83	22-160	13	20	
1,2-Dichloroethane	mg/kg	ND	0.061	0.071	0.039	0.047	64	66	35-142	19	20	
cis-1,2-Dichloroethene	mg/kg	ND	0.061	0.071	0.037	0.046	61	65	30-143	22	20	R1

Results presented on this page are in the units indicated by the "Units" column except where an alternate unit is presented to the right of the result.

REPORT OF LABORATORY ANALYSIS

This report shall not be reproduced, except in full,
without the written consent of Pace Analytical Services, LLC.

Pace Analytical Services, LLC
7726 Moller Road
Indianapolis, IN 46268
(317)228-3100

QUALITY CONTROL DATA

Project: Former Amphenol Facility
Pace Project No.: 50269117

MATRIX SPIKE & MATRIX SPIKE DUPLICATE: 2702223 2702224

Parameter	Units	50269034003 Result	MS Spike Conc.	MSD Spike Conc.	MS Result	MSD Result	MS % Rec	MSD % Rec	% Rec Limits	RPD	Max RPD	Qual
Methylene Chloride	mg/kg	ND	0.061	0.071	0.047	0.057	78	80	24-158	19	20	
Tetrachloroethene	mg/kg	ND	0.061	0.071	0.042	0.052	70	73	10-173	21	20	R1
trans-1,2-Dichloroethene	mg/kg	ND	0.061	0.071	0.040	0.047	66	66	28-156	17	20	
Trichloroethene	mg/kg	ND	0.061	0.071	0.034	0.043	56	60	12-153	24	20	R1
Vinyl chloride	mg/kg	ND	0.061	0.071	0.046	0.049	77	69	21-155	6	20	
4-Bromofluorobenzene (S)	%.						74	72	55-129			
Dibromofluoromethane (S)	%.						105	109	73-133			
Toluene-d8 (S)	%.						119	122	73-130			

Results presented on this page are in the units indicated by the "Units" column except where an alternate unit is presented to the right of the result.

This report shall not be reproduced, except in full,
without the written consent of Pace Analytical Services, LLC.

Pace Analytical Services, LLC
7726 Moller Road
Indianapolis, IN 46268
(317)228-3100

QUALITY CONTROL DATA

Project: Former Amphenol Facility
Pace Project No.: 50269117

QC Batch: 585950
QC Batch Method: EPA 8260
Analysis Method: EPA 8260
Analysis Description: 8260 MSV 5035A Volatile Organics
Laboratory: Pace Analytical Services - Indianapolis
Associated Lab Samples: 50269117005

METHOD BLANK: 2703421
Matrix: Solid
Associated Lab Samples: 50269117005

Parameter	Units	Blank Result	Reporting Limit	MDL	Analyzed	Qualifiers
1,1,1-Trichloroethane	mg/kg	ND	0.0050	0.00059	10/08/20 13:51	
1,1-Dichloroethane	mg/kg	ND	0.0050	0.00063	10/08/20 13:51	
1,2-Dichloroethane	mg/kg	ND	0.0050	0.00075	10/08/20 13:51	
cis-1,2-Dichloroethene	mg/kg	ND	0.0050	0.0010	10/08/20 13:51	
Methylene Chloride	mg/kg	ND	0.020	0.0024	10/08/20 13:51	
Tetrachloroethene	mg/kg	ND	0.0050	0.00059	10/08/20 13:51	
trans-1,2-Dichloroethene	mg/kg	ND	0.0050	0.00082	10/08/20 13:51	
Trichloroethene	mg/kg	ND	0.0050	0.00096	10/08/20 13:51	
Vinyl chloride	mg/kg	ND	0.0050	0.00029	10/08/20 13:51	
4-Bromofluorobenzene (S)	%.	89	55-129		10/08/20 13:51	
Dibromofluoromethane (S)	%.	106	73-133		10/08/20 13:51	
Toluene-d8 (S)	%.	99	73-130		10/08/20 13:51	

LABORATORY CONTROL SAMPLE: 2703422

Parameter	Units	Spike Conc.	LCS Result	LCS % Rec	% Rec Limits	Qualifiers
1,1,1-Trichloroethane	mg/kg	0.05	0.037	75	72-132	
1,1-Dichloroethane	mg/kg	0.05	0.038	76	73-122	
1,2-Dichloroethane	mg/kg	0.05	0.040	81	67-129	
cis-1,2-Dichloroethene	mg/kg	0.05	0.041	81	73-117	
Methylene Chloride	mg/kg	0.05	0.039	79	62-137	
Tetrachloroethene	mg/kg	0.05	0.042	83	59-119	
trans-1,2-Dichloroethene	mg/kg	0.05	0.043	86	71-125	
Trichloroethene	mg/kg	0.05	0.039	78	68-118	
Vinyl chloride	mg/kg	0.05	0.032	65	49-125	
4-Bromofluorobenzene (S)	%.			89	55-129	
Dibromofluoromethane (S)	%.			100	73-133	
Toluene-d8 (S)	%.			101	73-130	

Results presented on this page are in the units indicated by the "Units" column except where an alternate unit is presented to the right of the result.

This report shall not be reproduced, except in full,
without the written consent of Pace Analytical Services, LLC.

Pace Analytical Services, LLC
7726 Moller Road
Indianapolis, IN 46268
(317)228-3100

QUALITY CONTROL DATA

Project: Former Amphenol Facility
Pace Project No.: 50269117

QC Batch: 585543
QC Batch Method: SM 2540G
Analysis Method: SM 2540G
Analysis Description: Dry Weight/Percent Moisture
Laboratory: Pace Analytical Services - Indianapolis
Associated Lab Samples: 50269117001, 50269117002, 50269117003, 50269117004, 50269117005

SAMPLE DUPLICATE: 2701300

Parameter	Units	50269034011 Result	Dup Result	RPD	Max RPD	Qualifiers
Percent Moisture	%	8.1	8.5	5	5	N2

SAMPLE DUPLICATE: 2701301

Parameter	Units	50269118001 Result	Dup Result	RPD	Max RPD	Qualifiers
Percent Moisture	%	11.5	9.8	16	5	N2,R1

Results presented on this page are in the units indicated by the "Units" column except where an alternate unit is presented to the right of the result.

This report shall not be reproduced, except in full,
without the written consent of Pace Analytical Services, LLC.

Pace Analytical Services, LLC
7726 Moller Road
Indianapolis, IN 46268
(317)228-3100

QUALIFIERS

Project: Former Amphenol Facility
Pace Project No.: 50269117

DEFINITIONS

DF - Dilution Factor, if reported, represents the factor applied to the reported data due to dilution of the sample aliquot.

ND - Not Detected at or above adjusted reporting limit.

TNTC - Too Numerous To Count

J - Estimated concentration above the adjusted method detection limit and below the adjusted reporting limit.

MDL - Adjusted Method Detection Limit.

PQL - Practical Quantitation Limit.

RL - Reporting Limit - The lowest concentration value that meets project requirements for quantitative data with known precision and bias for a specific analyte in a specific matrix.

S - Surrogate

1,2-Diphenylhydrazine decomposes to and cannot be separated from Azobenzene using Method 8270. The result for each analyte is a combined concentration.

Consistent with EPA guidelines, unrounded data are displayed and have been used to calculate % recovery and RPD values.

LCS(D) - Laboratory Control Sample (Duplicate)

MS(D) - Matrix Spike (Duplicate)

DUP - Sample Duplicate

RPD - Relative Percent Difference

NC - Not Calculable.

SG - Silica Gel - Clean-Up

U - Indicates the compound was analyzed for, but not detected.

N-Nitrosodiphenylamine decomposes and cannot be separated from Diphenylamine using Method 8270. The result reported for each analyte is a combined concentration.

Pace Analytical is TNI accredited. Contact your Pace PM for the current list of accredited analytes.

TNI - The NELAC Institute.

ANALYTE QUALIFIERS

M1	Matrix spike recovery exceeded QC limits. Batch accepted based on laboratory control sample (LCS) recovery.
N2	The lab does not hold NELAC/TNI accreditation for this parameter but other accreditations/certifications may apply. A complete list of accreditations/certifications is available upon request.
R1	RPD value was outside control limits.

This report shall not be reproduced, except in full,
without the written consent of Pace Analytical Services, LLC.

Pace Analytical Services, LLC
7726 Moller Road
Indianapolis, IN 46268
(317)228-3100

QUALITY CONTROL DATA CROSS REFERENCE TABLE

Project: Former Amphenol Facility
Pace Project No.: 50269117

Lab ID	Sample ID	QC Batch Method	QC Batch	Analytical Method	Analytical Batch
50269117001	**GP-53 SL (13.75-14.25)**	EPA 8260	585727		
50269117002	**GP-53 SL (15.75-16.25)**	EPA 8260	585727		
50269117003	**GP-53 SL (16.25-16.75)**	EPA 8260	585727		
50269117004	**GP-53 SL (15.00-15.50)**	EPA 8260	585728		
50269117005	**FD-2 SL**	EPA 8260	585950		
50269117001	**GP-53 SL (13.75-14.25)**	SM 2540G	585543		
50269117002	**GP-53 SL (15.75-16.25)**	SM 2540G	585543		
50269117003	**GP-53 SL (16.25-16.75)**	SM 2540G	585543		
50269117004	**GP-53 SL (15.00-15.50)**	SM 2540G	585543		
50269117005	**FD-2 SL**	SM 2540G	585543		

This report shall not be reproduced, except in full,
without the written consent of Pace Analytical Services, LLC.

Pace Analytical®

CHAIN-OF-CUSTODY Analytical Request Document

Chain-of-Custody is a LEGAL DOCUMENT - Complete all relevent fields

LAB USE ONLY- Affix Workorder/Login Label Here or List Pace Workorder Number or

WO# : 50269117

50269117

ALL S

Container Preserva

6

** Preservative Types: (1) nitric acid, (2) sulfuric acid, (3) hydrochloric acid, (4) sodium hydroxide, (5) zinc acetate, (6) methanol, (7) sodium bisulfate, (8) sodium thiosulfate, (9) hexane, (A) ascorbic acid, (B) ammonium sulfate, (C) ammonium hydroxide, (D) TSP, (U) Unpreserved, (O) Other _____

Company: IWM Consulting	Billing Information: SAME
Address: 7428 Rockville Rd	
Report To: Brad Gentry	Email To: bgentry@iwmconsult.com
Copy To: Chris Parks	Site Collection Info/Address: 980 Hurricane Rd
Customer Project Name/Number: Former Amphenol Facility	State: IN / County/City: Johnson / Franklin / Time Zone Collected: [ ] PT [ ] MT [ ] CT [X] ET
Phone: 317-347-1111 Email:	Site/Facility ID #: / Compliance Monitoring? [ ] Yes [ ] No
Collected By (print): Garrett Page	Purchase Order #: EPA Assessment Quote #: / DW PWS ID #: DW Location Code:
Collected By (signature): Garrett Page	Turnaround Date Required: Standard TAT / Immediately Packed on Ice: [X] Yes [ ] No
Sample Disposal: [X] Dispose as appropriate [ ] Return [ ] Archive: _____ [ ] Hold: _____	Rush: [ ] Same Day [ ] Next Day [ ] 2 Day [ ] 3 Day [ ] 4 Day [ ] 5 Day (Expedite Charges Apply) / Field Filtered (if applicable): [ ] Yes [ ] No Analysis: _____

* Matrix Codes (Insert in Matrix box below): Drinking Water (DW), Ground Water (GW), Wastewater (WW), Product (P), Soil/Solid (SL), Oil (OL), Wipe (WP), Air (AR), Tissue (TS), Bioassay (B), Vapor (V), Other (OT)

Analyses

Customer Sample ID	Matrix *	Comp / Grab	Collected (or Composite Start) Date	Collected (or Composite Start) Time	Composite End Date	Composite End Time	Res Cl	# of Ctns	VOCs 8260 (Shortlist)	% Moisture	Lab Profile/Line:
GP-53 SL (13.75-14.25)	SL	G			10/5	11:52		4	X	X	001
GP-53 SL (15.75-16.25)	↓	↓			↓	11:56		4	X	X	002
GP-53 SL (16.25-16.75)	↓	↓			↓	12:00		4	X	X	003
GP-53 SL (15.00-15.50)	↓	↓			↓	12:02		4	X	X	004
FD-2 SL	↓	↓			↓	—		4	X	X	005

Lab Sample Receipt Checklist:

Custody Seals Present/Intact	Y N NA
Custody Signatures Present	Y N NA
Collector Signature Present	Y N NA
Bottles Intact	Y N NA
Correct Bottles	Y N NA
Sufficient Volume	Y N NA
Samples Received on Ice	Y N NA
VOA - Headspace Acceptable	Y N NA
USDA Regulated Soils	Y N NA
Samples in Holding Time	Y N NA
Residual Chlorine Present	Y N NA
Cl Strips: _____	
Sample pH Acceptable	Y N NA
pH Strips: _____	
Sulfide Present	Y N NA
Lead Acetate Strips: _____	

LAB USE ONLY:
Lab Sample # / Comments:

SEE S.L.U.R.

Customer Remarks / Special Conditions / Possible Hazards:
Level IV QA/QC
JT Flags Reported
Shortlist: 1,1-Dichloroethane, 1,2-Dichloroethane, PCE, 1,1,1-TCA, TCE, VC, CS-1,2-DCE, trans-1,2-DCE, Methylene Chloride

Type of Ice Used: Wet Blue Dry None

Packing Material Used:

Radchem sample(s) screened (<500 cpm): Y N NA

SHORT HOLDS PRESENT (<72 hours): Y N N/A

Lab Tracking #: 2589732

Samples received via: FEDEX UPS Client Courier Pace Courier

Lab Sample Temperature Info:
Temp Blank Received: "B" Y N NA
Therm ID#: _____
Cooler 1 Temp Upon Receipt: 1.5 oC
Cooler 1 Therm Corr. Factor: 0 oC
Cooler 1 Corrected Temp: 1.5 oC
Comments:

Relinquished by/Company: (Signature)	Date/Time:	Received by/Company: (Signature)	Date/Time:
Garrett Page / IWM	10/5 15:50	[signature]	10/5/20 1550
Client	10/5/20 1550	C Burnes	10/5/20 1550

MTJL LAB USE ONLY
Table #:
Acctnum:
Template:
Prelogin:
PM:
PB:

Trip Blank Received: Y N NA
HCL MeOH TSP Other

Non Conformance(s): YES / NO

Page: 1 of: 1

F-IN-Q-290-rev.19,23Jul2020

Pace Analytical

SAMPLE CONDITION UPON RECEIPT FORM

Date/Time and Initials of person examining contents: JB 10/5/26 1730

Courier: Fed Ex UPS (Client) Pace USPS Other _____

Custody Seal on Cooler/Box Present: Yes (No) **(If yes)Seals Intact:** Yes (No) **(leave blank if no seals were present)**

Packing Material: Bubble Wrap (Bubble Bags) None Other _____

Thermometer: 1 2 3 4 5 6 A (B) C D E F **Ice Type:** (Wet) Blue None

Cooler Temperature: 1.5 | 1.5 **If temp. is over 6°C or under 0°C, was the PM notified?:** Yes No

Temp should be above freezing to 6°C **(Initial/Corrected)**

All discrepancies will be written out in the comments section below.

	Yes	No		Yes	No	N/A
Are samples from West Virginia? Document any containers out of temp.		✓	All containers needing acid/base pres. Have been CHECKED?: **exceptions: VOA, coliform, LLHg, O&G, and any container with a septum cap or preserved with HCl.** **Circle:** **HNO3 (<2) H2SO4 (<2) NaOH (>10) NaOH/ZnAc (>9)** Any non-conformance to pH recommendations will be noted on the container count form			✓
USDA Regulated Soils? (HI, ID, NY, WA, OR,CA, NM, TX, OK, AR, LA, TN, AL, MS, NC, SC, GA, FL, or Puerto Rico)		✓				
Short Hold Time Analysis (48 hours or less)? **Analysis:** TC	✓			Present	Absent	N/A
			Residual Chlorine Check (SVOC 625 Pest/PCB 608)			✓
Time 5035A TC placed in Freezer or Short Holds To Lab	Time: 1800		Residual Chlorine Check (Total/Amenable/Free Cyanide)			✓
Rush TAT Requested (4 days or less):		✓	Headspace Wisconsin Sulfide?			✓
Custody Signatures Present?	✓		Headspace in VOA Vials (>6mm):		✓	
Containers Intact?:	✓		Trip Blank Present?	✓		
Sample Label (IDs/Dates/Times) Match COC?: Except TCs, which only require sample ID	✓		Trip Blank Custody Seals?:	✓		
Extra labels on Terracore Vials? (soils only)		✓				

COMMENTS:

COC PAGE 1 of 1

Sample Container Count

Sample Line Item	WGFU	SBS 01 BK Kit R	DG9H VG9H	VOA VIAL HS (>6mm)	VG9U	DG9U	DG9T	AG0U	AG1H	AG1U	AG3S	AG3C	BP1U	BP1N	BP2U	BP3U	BP3N	BP3F	BP3S	BP3B	BP3Z	CG3H				Matrix	pH <2	pH >9	pH>10
1		4																							SL	~~WT~~			
2		4																						MP		~~WT~~			
3		4																						10/5		~~WT~~			
4		4																								~~WT~~			
5		4																								SL			
6																													
7																													
8																													
9																													
10																													
11																													
12																													

Container Codes

Glass

DG9B	40mL Na Bisulfate amber vial	AG0U	100mL unpres amber glass
DG9H	40mL HCl amber voa vial	AG1H	1L HCl amber glass
DG9M	40mL MeOH clear vial	AG1S	1L H2SO4 amber glass
DG9P	40mL TSP amber vial	AG1T	1L Na Thiosulfate amber glass
DG9S	40mL H2SO4 amber vial	AG1U	1liter unpres amber glass
DG9T	40mL Na Thio amber vial	AG2N	500mL HNO3 amber glass
DG9U	40mL unpreserved **amber** vial	AG2S	500mL H2SO4 amber glass
VG9H	40mL HCl clear vial	AG2U	500mL unpres amber glass
VG9T	40mL Na Thio. clear vial	AG3S	250mL H2SO4 amber glass
VG9U	40mL unpreserved **clear** vial	AG3U	250mL unpres amber glass
VGFX	40mL w/hexane wipe vial	AG3C	250mL NaOH amber glass
VSG	Headspace septa vial & HCl	BG1H	1L HCl clear glass
WGKU	8oz unpreserved clear jar	BG1S	1L H2SO4 clear glass
WGFU	4oz clear soil jar	BG1T	1L Na Thiosulfate clear glass
JGFU	4oz unpreserved amber wide	BG1U	1L unpreserved glass
CG3H	250mL clear glass HCl	BG3H	250mL HCl Clear Glass

Plastic / Misc.

BG3U	250mL Unpres Clear Glass
BP1A	1L NaOH, Asc Acid plastic
BP1N	1L HNO3 plastic
BP1S	1L H2SO4 plastic
BP1U	1L unpreserved plastic
BP1Z	1L NaOH, Zn, Ac
BP2A	500mL NaOH, Asc Acid plastic
BP2N	500mL HNO3 plastic
BP2O	500mL NaOH plastic
BP2S	500mL H2SO4 plastic
BP2U	500mL unpreserved plastic
BP2Z	500mL NaOH, Zn Ac
BP3B	250mL NaOH plastic
BP3N	250mL HNO3 plastic
BP3F	250mL HNO3 plastic (field filtered)
BP3U	250mL unpreserved plastic
BP3S	250mL H2SO4 plastic
BP3Z	250mL NaOH, Zn Ac plastic

AF	Air Filter
C	Air Cassettes
R	Terra core kit
SP5T	120mL Coliform Na Thiosulfate
U	Summa Can
ZPLC	Ziploc Bag

WT	Water
SL	Solid
NAL	Non-aqueous liquid
WP	Wipe

Pace Analytical Services, LLC
7726 Moller Road
Indianapolis, IN 46268
(317)228-3100

October 28, 2020

Mr. Chris Newell
IWM Consulting
7428 Rockville Road
Indianapolis, IN 46214

RE: Project: Amphenol
Pace Project No.: 50269118

Dear Mr. Newell:

Enclosed are the analytical results for sample(s) received by the laboratory on October 05, 2020. The results relate only to the samples included in this report. Results reported herein conform to the applicable TNI/NELAC Standards and the laboratory's Quality Manual, where applicable, unless otherwise noted in the body of the report.

The test results provided in this final report were generated by each of the following laboratories within the Pace Network:

- Pace Analytical Services - Indianapolis

Revised Report: This revision replaces previous report dated October 12, 2020. Parameter list corrected, 1,1-Dichloroethene removed and 1,2-Dichloroethane added. Trailing "0" added to Sample IDs to match the COC. SAB 10/27/20

If you have any questions concerning this report, please feel free to contact me.

Sincerely,

Susan Brotherton

Sue Brotherton
sue.brotherton@pacelabs.com
(317)228-3100
Project Manager

Enclosures

cc: Mr. Brad Gentry, IWM Consulting
Mr. Chris Parks, IWM Consulting Group

This report shall not be reproduced, except in full,
without the written consent of Pace Analytical Services, LLC.

Pace Analytical Services, LLC
7726 Moller Road
Indianapolis, IN 46268
(317)228-3100

CERTIFICATIONS

Project:	Amphenol
Pace Project No.:	50269118

Pace Analytical Services Indianapolis

7726 Moller Road, Indianapolis, IN 46268
Illinois Accreditation #: 200074
Indiana Drinking Water Laboratory #: C-49-06
Kansas/TNI Certification #: E-10177
Kentucky UST Agency Interest #: 80226
Kentucky WW Laboratory ID #: 98019
Michigan Drinking Water Laboratory #9050
Ohio VAP Certified Laboratory #: CL0065
Oklahoma Laboratory #: 9204
Texas Certification #: T104704355
West Virginia Certification #: 330
Wisconsin Laboratory #: 999788130
USDA Soil Permit #: P330-19-00257

This report shall not be reproduced, except in full,
without the written consent of Pace Analytical Services, LLC.

Pace Analytical Services, LLC
7726 Moller Road
Indianapolis, IN 46268
(317)228-3100

SAMPLE SUMMARY

Project: Amphenol
Pace Project No.: 50269118

Lab ID	Sample ID	Matrix	Date Collected	Date Received
50269118001	**GP-51 SL (15.5-16.0)**	Solid	10/05/20 12:46	10/05/20 15:50
50269118002	**GP-51 SL (20.0-20.50)**	Solid	10/05/20 12:50	10/05/20 15:50
50269118003	**GP-51 SL (20.50-21.00)**	Solid	10/05/20 12:53	10/05/20 15:50
50269118004	**GP-51 SL (16.00-16.50)**	Solid	10/05/20 12:56	10/05/20 15:50

This report shall not be reproduced, except in full,
without the written consent of Pace Analytical Services, LLC.

Pace Analytical Services, LLC
7726 Moller Road
Indianapolis, IN 46268
(317)228-3100

SAMPLE ANALYTE COUNT

Project: Amphenol
Pace Project No.: 50269118

Lab ID	Sample ID	Method	Analysts	Analytes Reported	Laboratory
50269118001	**GP-51 SL (15.5-16.0)**	EPA 8260	TMW	12	PASI-I
		SM 2540G	SEP	1	PASI-I
50269118002	**GP-51 SL (20.0-20.50)**	EPA 8260	TMW	12	PASI-I
		SM 2540G	SEP	1	PASI-I
50269118003	**GP-51 SL (20.50-21.00)**	EPA 8260	TMW	12	PASI-I
		SM 2540G	SEP	1	PASI-I
50269118004	**GP-51 SL (16.00-16.50)**	EPA 8260	TMW	12	PASI-I
		SM 2540G	SEP	1	PASI-I

PASI-I = Pace Analytical Services - Indianapolis

This report shall not be reproduced, except in full,
without the written consent of Pace Analytical Services, LLC.

Pace Analytical Services, LLC
7726 Moller Road
Indianapolis, IN 46268
(317)228-3100

SUMMARY OF DETECTION

Project: Amphenol
Pace Project No.: 50269118

Lab Sample ID Method	Client Sample ID Parameters	Result	Units	Report Limit	Analyzed	Qualifiers
50269118001	**GP-51 SL (15.5-16.0)**					
EPA 8260	Tetrachloroethene	0.084	mg/kg	0.0049	10/12/20 14:14	M1, R1
EPA 8260	Trichloroethene	0.0012J	mg/kg	0.0048	10/09/20 05:44	
SM 2540G	Percent Moisture	11.5	%	0.10	10/07/20 16:57	N2
50269118002	**GP-51 SL (20.0-20.50)**					
EPA 8260	Tetrachloroethene	0.10	mg/kg	0.0056	10/08/20 16:10	
EPA 8260	Trichloroethene	0.0046J	mg/kg	0.0056	10/08/20 16:10	
SM 2540G	Percent Moisture	12.7	%	0.10	10/07/20 16:57	N2
50269118003	**GP-51 SL (20.50-21.00)**					
EPA 8260	1,1-Dichloroethane	0.0067	mg/kg	0.0041	10/08/20 16:44	
EPA 8260	cis-1,2-Dichloroethene	0.0026J	mg/kg	0.0041	10/08/20 16:44	
EPA 8260	Tetrachloroethene	0.0011J	mg/kg	0.0041	10/08/20 16:44	
EPA 8260	Trichloroethene	4.4	mg/kg	0.37	10/12/20 13:04	
SM 2540G	Percent Moisture	6.7	%	0.10	10/07/20 16:58	N2
50269118004	**GP-51 SL (16.00-16.50)**					
EPA 8260	Tetrachloroethene	0.076	mg/kg	0.0055	10/08/20 19:03	
SM 2540G	Percent Moisture	13.7	%	0.10	10/07/20 16:58	N2

This report shall not be reproduced, except in full,
without the written consent of Pace Analytical Services, LLC.

Pace Analytical Services, LLC
7726 Moller Road
Indianapolis, IN 46268
(317)228-3100

ANALYTICAL RESULTS

Project: Amphenol
Pace Project No.: 50269118

Sample: GP-51 SL (15.5-16.0) **Lab ID: 50269118001** Collected: 10/05/20 12:46 Received: 10/05/20 15:50 Matrix: Solid

Results reported on a "dry weight" basis and are adjusted for percent moisture, sample size and any dilutions.

Parameters	Results	Units	Report Limit	MDL	DF	Prepared	Analyzed	CAS No.	Qual
8260 MSV 5035A VOA	Analytical Method: EPA 8260								
	Pace Analytical Services - Indianapolis								
1,1-Dichloroethane	ND	mg/kg	0.0048	0.00077	1		10/09/20 05:44	75-34-3	
1,2-Dichloroethane	ND	mg/kg	0.0048	0.00052	1		10/09/20 05:44	107-06-2	
cis-1,2-Dichloroethene	ND	mg/kg	0.0048	0.00059	1		10/09/20 05:44	156-59-2	
trans-1,2-Dichloroethene	ND	mg/kg	0.0048	0.00086	1		10/09/20 05:44	156-60-5	
Methylene Chloride	ND	mg/kg	0.019	0.00095	1		10/09/20 05:44	75-09-2	
Tetrachloroethene	**0.084**	mg/kg	0.0049	0.00085	1		10/12/20 14:14	127-18-4	M1,R1
1,1,1-Trichloroethane	ND	mg/kg	0.0048	0.00056	1		10/09/20 05:44	71-55-6	
Trichloroethene	**0.0012J**	mg/kg	0.0048	0.00071	1		10/09/20 05:44	79-01-6	
Vinyl chloride	ND	mg/kg	0.0048	0.00042	1		10/09/20 05:44	75-01-4	
Surrogates									
Dibromofluoromethane (S)	103	%.	73-133		1		10/09/20 05:44	1868-53-7	
Toluene-d8 (S)	104	%.	73-130		1		10/09/20 05:44	2037-26-5	
4-Bromofluorobenzene (S)	87	%.	55-129		1		10/09/20 05:44	460-00-4	
Percent Moisture	Analytical Method: SM 2540G								
	Pace Analytical Services - Indianapolis								
Percent Moisture	**11.5**	%	0.10	0.10	1		10/07/20 16:57		N2

This report shall not be reproduced, except in full,
without the written consent of Pace Analytical Services, LLC.

Pace Analytical Services, LLC
7726 Moller Road
Indianapolis, IN 46268
(317)228-3100

ANALYTICAL RESULTS

Project: Amphenol
Pace Project No.: 50269118

Sample: GP-51 SL (20.0-20.50) **Lab ID: 50269118002** Collected: 10/05/20 12:50 Received: 10/05/20 15:50 Matrix: Solid

Results reported on a "dry weight" basis and are adjusted for percent moisture, sample size and any dilutions.

Parameters	Results	Units	Report Limit	MDL	DF	Prepared	Analyzed	CAS No.	Qual
8260 MSV 5035A VOA	Analytical Method: EPA 8260								
	Pace Analytical Services - Indianapolis								
1,1-Dichloroethane	ND	mg/kg	0.0056	0.00071	1		10/08/20 16:10	75-34-3	
1,2-Dichloroethane	ND	mg/kg	0.0056	0.00085	1		10/08/20 16:10	107-06-2	
cis-1,2-Dichloroethene	ND	mg/kg	0.0056	0.0011	1		10/08/20 16:10	156-59-2	
trans-1,2-Dichloroethene	ND	mg/kg	0.0056	0.00093	1		10/08/20 16:10	156-60-5	
Methylene Chloride	ND	mg/kg	0.022	0.0027	1		10/08/20 16:10	75-09-2	
Tetrachloroethene	**0.10**	mg/kg	0.0056	0.00066	1		10/08/20 16:10	127-18-4	
1,1,1-Trichloroethane	ND	mg/kg	0.0056	0.00066	1		10/08/20 16:10	71-55-6	
Trichloroethene	**0.0046J**	mg/kg	0.0056	0.0011	1		10/08/20 16:10	79-01-6	
Vinyl chloride	ND	mg/kg	0.0056	0.00032	1		10/08/20 16:10	75-01-4	
Surrogates									
Dibromofluoromethane (S)	104	%.	73-133		1		10/08/20 16:10	1868-53-7	
Toluene-d8 (S)	105	%.	73-130		1		10/08/20 16:10	2037-26-5	
4-Bromofluorobenzene (S)	81	%.	55-129		1		10/08/20 16:10	460-00-4	
Percent Moisture	Analytical Method: SM 2540G								
	Pace Analytical Services - Indianapolis								
Percent Moisture	**12.7**	%	0.10	0.10	1		10/07/20 16:57		N2

This report shall not be reproduced, except in full,
without the written consent of Pace Analytical Services, LLC.

Pace Analytical Services, LLC
7726 Moller Road
Indianapolis, IN 46268
(317)228-3100

ANALYTICAL RESULTS

Project: Amphenol
Pace Project No.: 50269118

Sample: GP-51 SL (20.50-21.00) **Lab ID: 50269118003** Collected: 10/05/20 12:53 Received: 10/05/20 15:50 Matrix: Solid

Results reported on a "dry weight" basis and are adjusted for percent moisture, sample size and any dilutions.

Parameters	Results	Units	Report Limit	MDL	DF	Prepared	Analyzed	CAS No.	Qual
8260 MSV 5035A VOA	Analytical Method: EPA 8260								
	Pace Analytical Services - Indianapolis								
1,1-Dichloroethane	**0.0067**	mg/kg	0.0041	0.00052	1		10/08/20 16:44	75-34-3	
1,2-Dichloroethane	ND	mg/kg	0.0041	0.00062	1		10/08/20 16:44	107-06-2	
cis-1,2-Dichloroethene	**0.0026J**	mg/kg	0.0041	0.00084	1		10/08/20 16:44	156-59-2	
trans-1,2-Dichloroethene	ND	mg/kg	0.0041	0.00068	1		10/08/20 16:44	156-60-5	
Methylene Chloride	ND	mg/kg	0.017	0.0020	1		10/08/20 16:44	75-09-2	
Tetrachloroethene	**0.0011J**	mg/kg	0.0041	0.00049	1		10/08/20 16:44	127-18-4	
1,1,1-Trichloroethane	ND	mg/kg	0.0041	0.00049	1		10/08/20 16:44	71-55-6	
Trichloroethene	**4.4**	mg/kg	0.37	0.054	100		10/12/20 13:04	79-01-6	
Vinyl chloride	ND	mg/kg	0.0041	0.00024	1		10/08/20 16:44	75-01-4	
Surrogates									
Dibromofluoromethane (S)	110	%.	73-133		1		10/08/20 16:44	1868-53-7	
Toluene-d8 (S)	127	%.	73-130		1		10/08/20 16:44	2037-26-5	
4-Bromofluorobenzene (S)	68	%.	55-129		1		10/08/20 16:44	460-00-4	
Percent Moisture	Analytical Method: SM 2540G								
	Pace Analytical Services - Indianapolis								
Percent Moisture	**6.7**	%	0.10	0.10	1		10/07/20 16:58		N2

This report shall not be reproduced, except in full,
without the written consent of Pace Analytical Services, LLC.

Pace Analytical Services, LLC
7726 Moller Road
Indianapolis, IN 46268
(317)228-3100

ANALYTICAL RESULTS

Project: Amphenol
Pace Project No.: 50269118

Sample: GP-51 SL (16.00-16.50) **Lab ID: 50269118004** Collected: 10/05/20 12:56 Received: 10/05/20 15:50 Matrix: Solid

Results reported on a "dry weight" basis and are adjusted for percent moisture, sample size and any dilutions.

Parameters	Results	Units	Report Limit	MDL	DF	Prepared	Analyzed	CAS No.	Qual
8260 MSV 5035A VOA	Analytical Method: EPA 8260								
	Pace Analytical Services - Indianapolis								
1,1-Dichloroethane	ND	mg/kg	0.0055	0.00070	1		10/08/20 19:03	75-34-3	
1,2-Dichloroethane	ND	mg/kg	0.0055	0.00083	1		10/08/20 19:03	107-06-2	
cis-1,2-Dichloroethene	ND	mg/kg	0.0055	0.0011	1		10/08/20 19:03	156-59-2	
trans-1,2-Dichloroethene	ND	mg/kg	0.0055	0.00091	1		10/08/20 19:03	156-60-5	
Methylene Chloride	ND	mg/kg	0.022	0.0026	1		10/08/20 19:03	75-09-2	
Tetrachloroethene	**0.076**	mg/kg	0.0055	0.00065	1		10/08/20 19:03	127-18-4	
1,1,1-Trichloroethane	ND	mg/kg	0.0055	0.00065	1		10/08/20 19:03	71-55-6	
Trichloroethene	ND	mg/kg	0.0055	0.0011	1		10/08/20 19:03	79-01-6	
Vinyl chloride	ND	mg/kg	0.0055	0.00032	1		10/08/20 19:03	75-01-4	
Surrogates									
Dibromofluoromethane (S)	101	%.	73-133		1		10/08/20 19:03	1868-53-7	
Toluene-d8 (S)	99	%.	73-130		1		10/08/20 19:03	2037-26-5	
4-Bromofluorobenzene (S)	87	%.	55-129		1		10/08/20 19:03	460-00-4	
Percent Moisture	Analytical Method: SM 2540G								
	Pace Analytical Services - Indianapolis								
Percent Moisture	**13.7**	%	0.10	0.10	1		10/07/20 16:58		N2

This report shall not be reproduced, except in full,
without the written consent of Pace Analytical Services, LLC.

Pace Analytical Services, LLC
7726 Moller Road
Indianapolis, IN 46268
(317)228-3100

QUALITY CONTROL DATA

Project: Amphenol
Pace Project No.: 50269118

QC Batch: 585950
QC Batch Method: EPA 8260
Analysis Method: EPA 8260
Analysis Description: 8260 MSV 5035A Volatile Organics
Laboratory: Pace Analytical Services - Indianapolis
Associated Lab Samples: 50269118002, 50269118003, 50269118004

METHOD BLANK: 2703421 Matrix: Solid
Associated Lab Samples: 50269118002, 50269118003, 50269118004

Parameter	Units	Blank Result	Reporting Limit	MDL	Analyzed	Qualifiers
1,1,1-Trichloroethane	mg/kg	ND	0.0050	0.00059	10/08/20 13:51	
1,1-Dichloroethane	mg/kg	ND	0.0050	0.00063	10/08/20 13:51	
1,2-Dichloroethane	mg/kg	ND	0.0050	0.00075	10/08/20 13:51	
cis-1,2-Dichloroethene	mg/kg	ND	0.0050	0.0010	10/08/20 13:51	
Methylene Chloride	mg/kg	ND	0.020	0.0024	10/08/20 13:51	
Tetrachloroethene	mg/kg	ND	0.0050	0.00059	10/08/20 13:51	
trans-1,2-Dichloroethene	mg/kg	ND	0.0050	0.00082	10/08/20 13:51	
Trichloroethene	mg/kg	ND	0.0050	0.00096	10/08/20 13:51	
Vinyl chloride	mg/kg	ND	0.0050	0.00029	10/08/20 13:51	
4-Bromofluorobenzene (S)	%.	89	55-129		10/08/20 13:51	
Dibromofluoromethane (S)	%.	106	73-133		10/08/20 13:51	
Toluene-d8 (S)	%.	99	73-130		10/08/20 13:51	

LABORATORY CONTROL SAMPLE: 2703422

Parameter	Units	Spike Conc.	LCS Result	LCS % Rec	% Rec Limits	Qualifiers
1,1,1-Trichloroethane	mg/kg	0.05	0.037	75	72-132	
1,1-Dichloroethane	mg/kg	0.05	0.038	76	73-122	
1,2-Dichloroethane	mg/kg	0.05	0.040	81	67-129	
cis-1,2-Dichloroethene	mg/kg	0.05	0.041	81	73-117	
Methylene Chloride	mg/kg	0.05	0.039	79	62-137	
Tetrachloroethene	mg/kg	0.05	0.042	83	59-119	
trans-1,2-Dichloroethene	mg/kg	0.05	0.043	86	71-125	
Trichloroethene	mg/kg	0.05	0.039	78	68-118	
Vinyl chloride	mg/kg	0.05	0.032	65	49-125	
4-Bromofluorobenzene (S)	%.			89	55-129	
Dibromofluoromethane (S)	%.			100	73-133	
Toluene-d8 (S)	%.			101	73-130	

Results presented on this page are in the units indicated by the "Units" column except where an alternate unit is presented to the right of the result.

This report shall not be reproduced, except in full,
without the written consent of Pace Analytical Services, LLC.

Pace Analytical Services, LLC
7726 Moller Road
Indianapolis, IN 46268
(317)228-3100

QUALITY CONTROL DATA

Project: Amphenol
Pace Project No.: 50269118

QC Batch: 585997
QC Batch Method: EPA 8260
Analysis Method: EPA 8260
Analysis Description: 8260 MSV 5035A Volatile Organics
Laboratory: Pace Analytical Services - Indianapolis

Associated Lab Samples: 50269118001

METHOD BLANK: 2703698 Matrix: Solid
Associated Lab Samples: 50269118001

Parameter	Units	Blank Result	Reporting Limit	MDL	Analyzed	Qualifiers
1,1,1-Trichloroethane	mg/kg	ND	0.0050	0.00059	10/09/20 01:41	
1,1-Dichloroethane	mg/kg	ND	0.0050	0.00080	10/09/20 01:41	
1,2-Dichloroethane	mg/kg	ND	0.0050	0.00054	10/09/20 01:41	
cis-1,2-Dichloroethene	mg/kg	ND	0.0050	0.00062	10/09/20 01:41	
Methylene Chloride	mg/kg	ND	0.020	0.0010	10/09/20 01:41	
Tetrachloroethene	mg/kg	ND	0.0050	0.00086	10/09/20 01:41	
trans-1,2-Dichloroethene	mg/kg	ND	0.0050	0.00090	10/09/20 01:41	
Trichloroethene	mg/kg	ND	0.0050	0.00074	10/09/20 01:41	
Vinyl chloride	mg/kg	ND	0.0050	0.00044	10/09/20 01:41	
4-Bromofluorobenzene (S)	%.	90	55-129		10/09/20 01:41	
Dibromofluoromethane (S)	%.	107	73-133		10/09/20 01:41	
Toluene-d8 (S)	%.	99	73-130		10/09/20 01:41	

LABORATORY CONTROL SAMPLE: 2703699

Parameter	Units	Spike Conc.	LCS Result	LCS % Rec	% Rec Limits	Qualifiers
1,1,1-Trichloroethane	mg/kg	0.05	0.038	77	72-132	
1,1-Dichloroethane	mg/kg	0.05	0.039	77	73-122	
1,2-Dichloroethane	mg/kg	0.05	0.041	82	67-129	
cis-1,2-Dichloroethene	mg/kg	0.05	0.040	80	73-117	
Methylene Chloride	mg/kg	0.05	0.043	85	62-137	
Tetrachloroethene	mg/kg	0.05	0.038	75	59-119	
trans-1,2-Dichloroethene	mg/kg	0.05	0.042	83	71-125	
Trichloroethene	mg/kg	0.05	0.037	74	68-118	
Vinyl chloride	mg/kg	0.05	0.031	61	49-125	
4-Bromofluorobenzene (S)	%.			90	55-129	
Dibromofluoromethane (S)	%.			101	73-133	
Toluene-d8 (S)	%.			101	73-130	

MATRIX SPIKE & MATRIX SPIKE DUPLICATE: 2703700 2703701

Parameter	Units	50269118001 Result	MS Spike Conc.	MSD Spike Conc.	MS Result	MSD Result	MS % Rec	MSD % Rec	% Rec Limits	RPD	Max RPD	Qual
1,1,1-Trichloroethane	mg/kg	ND	0.047	0.047	0.038	0.036	80	76	48-141	6	20	
1,2-Dichloroethane	mg/kg	ND	0.047	0.047	0.037	0.038	78	79	35-142	0	20	
cis-1,2-Dichloroethene	mg/kg	ND	0.047	0.047	0.037	0.037	78	77	30-143	2	20	
Methylene Chloride	mg/kg	ND	0.047	0.047	0.048	0.046	100	97	24-158	4	20	

Results presented on this page are in the units indicated by the "Units" column except where an alternate unit is presented to the right of the result.

REPORT OF LABORATORY ANALYSIS

This report shall not be reproduced, except in full,
without the written consent of Pace Analytical Services, LLC.

Pace Analytical Services, LLC
7726 Moller Road
Indianapolis, IN 46268
(317)228-3100

QUALITY CONTROL DATA

Project: Amphenol
Pace Project No.: 50269118

MATRIX SPIKE & MATRIX SPIKE DUPLICATE: 2703700 2703701

Parameter	Units	50269118001 Result	MS Spike Conc.	MSD Spike Conc.	MS Result	MSD Result	MS % Rec	MSD % Rec	% Rec Limits	RPD	Max RPD	Qual
Tetrachloroethene	mg/kg	0.084	0.047	0.047	0.24	0.16	320	159	10-173	39	20	M1,R1
trans-1,2-Dichloroethene	mg/kg	ND	0.047	0.047	0.038	0.039	79	81	28-156	2	20	
Trichloroethene	mg/kg	0.0012J	0.047	0.047	0.034	0.030	68	61	12-153	11	20	
Vinyl chloride	mg/kg	ND	0.047	0.047	0.035	0.034	73	72	21-155	2	20	
4-Bromofluorobenzene (S)	%.						85	87	55-129			
Dibromofluoromethane (S)	%.						100	102	73-133			
Toluene-d8 (S)	%.						107	103	73-130			

Results presented on this page are in the units indicated by the "Units" column except where an alternate unit is presented to the right of the result.

This report shall not be reproduced, except in full,
without the written consent of Pace Analytical Services, LLC.

Pace Analytical Services, LLC
7726 Moller Road
Indianapolis, IN 46268
(317)228-3100

QUALITY CONTROL DATA

Project: Amphenol
Pace Project No.: 50269118

QC Batch: 585543
QC Batch Method: SM 2540G
Analysis Method: SM 2540G
Analysis Description: Dry Weight/Percent Moisture
Laboratory: Pace Analytical Services - Indianapolis
Associated Lab Samples: 50269118001, 50269118002, 50269118003, 50269118004

SAMPLE DUPLICATE: 2701300

Parameter	Units	50269034011 Result	Dup Result	RPD	Max RPD	Qualifiers
Percent Moisture	%	8.1	8.5	5	5	N2

SAMPLE DUPLICATE: 2701301

Parameter	Units	50269118001 Result	Dup Result	RPD	Max RPD	Qualifiers
Percent Moisture	%	11.5	9.8	16	5	N2,R1

Results presented on this page are in the units indicated by the "Units" column except where an alternate unit is presented to the right of the result.

This report shall not be reproduced, except in full,
without the written consent of Pace Analytical Services, LLC.

Pace Analytical Services, LLC
7726 Moller Road
Indianapolis, IN 46268
(317)228-3100

QUALIFIERS

Project: Amphenol
Pace Project No.: 50269118

DEFINITIONS

DF - Dilution Factor, if reported, represents the factor applied to the reported data due to dilution of the sample aliquot.

ND - Not Detected at or above adjusted reporting limit.

TNTC - Too Numerous To Count

J - Estimated concentration above the adjusted method detection limit and below the adjusted reporting limit.

MDL - Adjusted Method Detection Limit.

PQL - Practical Quantitation Limit.

RL - Reporting Limit - The lowest concentration value that meets project requirements for quantitative data with known precision and bias for a specific analyte in a specific matrix.

S - Surrogate

1,2-Diphenylhydrazine decomposes to and cannot be separated from Azobenzene using Method 8270. The result for each analyte is a combined concentration.

Consistent with EPA guidelines, unrounded data are displayed and have been used to calculate % recovery and RPD values.

LCS(D) - Laboratory Control Sample (Duplicate)

MS(D) - Matrix Spike (Duplicate)

DUP - Sample Duplicate

RPD - Relative Percent Difference

NC - Not Calculable.

SG - Silica Gel - Clean-Up

U - Indicates the compound was analyzed for, but not detected.

N-Nitrosodiphenylamine decomposes and cannot be separated from Diphenylamine using Method 8270. The result reported for each analyte is a combined concentration.

Pace Analytical is TNI accredited. Contact your Pace PM for the current list of accredited analytes.

TNI - The NELAC Institute.

ANALYTE QUALIFIERS

M1	Matrix spike recovery exceeded QC limits. Batch accepted based on laboratory control sample (LCS) recovery.
N2	The lab does not hold NELAC/TNI accreditation for this parameter but other accreditations/certifications may apply. A complete list of accreditations/certifications is available upon request.
R1	RPD value was outside control limits.

This report shall not be reproduced, except in full,
without the written consent of Pace Analytical Services, LLC.

Pace Analytical Services, LLC
7726 Moller Road
Indianapolis, IN 46268
(317)228-3100

QUALITY CONTROL DATA CROSS REFERENCE TABLE

Project: Amphenol
Pace Project No.: 50269118

Lab ID	Sample ID	QC Batch Method	QC Batch	Analytical Method	Analytical Batch
50269118001	**GP-51 SL (15.5-16.0)**	EPA 8260	585997		
50269118002	**GP-51 SL (20.0-20.50)**	EPA 8260	585950		
50269118003	**GP-51 SL (20.50-21.00)**	EPA 8260	585950		
50269118004	**GP-51 SL (16.00-16.50)**	EPA 8260	585950		
50269118001	**GP-51 SL (15.5-16.0)**	SM 2540G	585543		
50269118002	**GP-51 SL (20.0-20.50)**	SM 2540G	585543		
50269118003	**GP-51 SL (20.50-21.00)**	SM 2540G	585543		
50269118004	**GP-51 SL (16.00-16.50)**	SM 2540G	585543		

This report shall not be reproduced, except in full,
without the written consent of Pace Analytical Services, LLC.

Pace Analytical®

CHAIN-OF-CUSTODY Analytical Request Document

Chain-of-Custody is a LEGAL DOCUMENT - Complete all relevent fields

LAB USE ONLY- Affix Workorder/Login Label Here or List Pace Workorder Number or

WO#: 50269118

50269118

ALL SI

Container Preservat

0,0,6

** Preservative Types: (1) nitric acid, (2) ... (6) methanol, (7) sodium bisulfate, (8) sodium thiosulfate, (9) hexane, (A) ascorbic acid, (B) ammonium sulfate, (C) ammonium hydroxide, (D) TSP, (U) Unpreserved, (O) Other _____

Company: IWM Consulting	Billing Information: SAME
Address: 7428 Rockville Rd	
Report To: Brad Gentry	Email To: cparks@iwmconsult.com
Copy To: Chris Parks	Site Collection Info/Address:
Customer Project Name/Number: Amphenol	State: IN County/City: Franklin Time Zone Collected: [ ] PT [ ] MT [ ] CT [X] ET
Phone: 317-347-1111 Email:	Site/Facility ID #: Compliance Monitoring? [ ] Yes [ ] No
Collected By (print): Garrett Page	Purchase Order #: EPA Assessment Quote #: Level IV QA/QC DW PWS ID #: DW Location Code:
Collected By (signature): Garrett Page	Turnaround Date Required: Standard TAT Immediately Packed on Ice: [X] Yes [ ] No
Sample Disposal: [X] Dispose as appropriate [ ] Return [ ] Archive: _____ [ ] Hold: _____	Rush: [ ] Same Day [ ] Next Day [ ] 2 Day [ ] 3 Day [ ] 4 Day [ ] 5 Day (Expedite Charges Apply) Field Filtered (if applicable): [ ] Yes [ ] No Analysis: _____

* Matrix Codes (Insert in Matrix box below): Drinking Water (DW), Ground Water (GW), Wastewater (WW), Product (P), Soil/Solid (SL), Oil (OL), Wipe (WP), Air (AR), Tissue (TS), Bioassay (B), Vapor (V), Other (OT)

Analyses

Lab Profile/Line:

Lab Sample Receipt Checklist:

Custody Seals Present/Intact	Y N NA
Custody Signatures Present	Y N NA
Collector Signature Present	Y N NA
Bottles Intact	Y N NA
Correct Bottles	Y N NA
Sufficient Volume	Y N NA
Samples Received on Ice	Y N NA
VOA - Headspace Acceptable	Y N NA
USDA Regulated Soils	Y N NA
Samples in Holding Time	Y N NA
Residual Chlorine Present	Y N NA
Cl Strips: _____	
Sample pH Acceptable	Y N NA
pH Strips: _____	
Sulfide Present	Y N NA
Lead Acetate Strips: _____	

LAB USE ONLY:
Lab Sample # / Comments:

SEE SC.UR

Customer Sample ID	Matrix *	Comp / Grab	Collected (or Composite Start) Date	Time	Composite End Date	Time	Res Cl	# of Ctns	VOCs 8260 (Short list)	% Moisture	Lab Sample # / Comments
GP-51 SL (15.5-16.0) (MS/MSD2)	SL	G			10/5	12:46		12	X	X	001
GP-51 SL (20.0-20.50)	↓	↓			↓	12:50		4	X	X	002
GP-51 SL (20.50-21.00)	↓	↓			↓	12:53		4	X	X	003
GP-51 SL (16.00-16.50)	↓	↓			↓	12:56		4	X	X	004

Customer Remarks / Special Conditions / Possible Hazards:
J Flags Reported
Shortlist: 1,1 Dichloroethane, 1,2-Dichloroethane, CIS-1,2-DCE, Trans-1,2-DCE, TCE, VC Methylene Chloride, PCE, 1,1,1-TCA

Type of Ice Used: Wet Blue Dry None

Packing Material Used:

Radchem sample(s) screened (<500 cpm): Y N NA

SHORT HOLDS PRESENT (<72 hours): Y N N/A

Lab Tracking #: 2589727

Samples received via: FEDEX UPS Client Courier Pace Courier

Lab Sample Temperature Info:
Temp Blank Received: Y N NA
Therm ID#: B
Cooler 1 Temp Upon Receipt: 1.5 oC
Cooler 1 Therm Corr. Factor: 0 oC
Cooler 1 Corrected Temp: 1.5 oC
Comments:

Relinquished by/Company: (Signature)	Date/Time:	Received by/Company: (Signature)	Date/Time:
Garrett Page / IWM	10/5 15:50	C Barnes	10/5/20 1550
Relinquished by/Company: (Signature)	Date/Time:	Received by/Company: (Signature)	Date/Time:
Relinquished by/Company: (Signature)	Date/Time:	Received by/Company: (Signature)	Date/Time:

MTJL LAB USE ONLY
Table #:
Acctnum:
Template:
Prelogin:
PM:
PB:

Trip Blank Received: Y N NA
HCL MeOH TSP Other

Non Conformance(s): YES / NO

Page: 1 of: 1

F-IN-Q-290-rev.19,23Jul2020

Pace Analytical

SAMPLE CONDITION UPON RECEIPT FORM

Date/Time and Initials of person examining contents: DB 10/5/26 1730

Courier: Fed Ex UPS Client Pace USPS Other _____

Custody Seal on Cooler/Box Present: Yes No **(If yes)Seals Intact:** Yes No **(leave blank if no seals were present)**

Packing Material: Bubble Wrap Bubble Bags None Other _____

Thermometer: 1 2 3 4 5 6 A B C D E F **Ice Type:** Wet Blue None

Cooler Temperature: 1.5 | 1.5 **If temp. is over 6°C or under 0°C, was the PM notified?:** Yes No

Temp should be above freezing to 6°C **(Initial/Corrected)**

All discrepancies will be written out in the comments section below.

	Yes	No		Yes	No	N/A
Are samples from West Virginia? Document any containers out of temp.		✓	All containers needing acid/base pres. Have been CHECKED?: **exceptions: VOA, coliform, LLHg, O&G, and any container with a septum cap or preserved with HCl.** **Circle:** **HNO3 (<2) H2SO4 (<2) NaOH (>10) NaOH/ZnAc (>9)** Any non-conformance to pH recommendations will be noted on the container count form			✓
USDA Regulated Soils? (HI, ID, NY, WA, OR,CA, NM, TX, OK, AR, LA, TN, AL, MS, NC, SC, GA, FL, or Puerto Rico)		✓				
Short Hold Time Analysis (48 hours or less)? **Analysis:** TC	✓			Present	Absent	N/A
			Residual Chlorine Check (SVOC 625 Pest/PCB 608)			✓
Time 5035A TC placed in Freezer or Short Holds To Lab	Time: 1800		Residual Chlorine Check (Total/Amenable/Free Cyanide)			✓
Rush TAT Requested (4 days or less):		✓	Headspace Wisconsin Sulfide?			✓
Custody Signatures Present?	✓		Headspace in VOA Vials (>6mm):		✓	
Containers Intact?:	✓		Trip Blank Present?	✓		
Sample Label (IDs/Dates/Times) Match COC?: Except TCs, which only require sample ID	✓		Trip Blank Custody Seals?:	✓		
Extra labels on Terracore Vials? (soils only)		✓				

COMMENTS:

COC PAGE 1 of 1

Sample Container Count

Sample Line Item	WGFU	SBS 01 BK Kit R	DG9H VG9H	VOA VIAL HS (>6mm)	VG9U	DG9U	DG9T	AG0U	AG1H	AG1U	AG3S	AG3C	BP1U	BP1N	BP2U	BP3U	BP3N	BP3F	BP3S	BP3B	BP3Z	CG3H				Matrix	pH <2	pH >9	pH>10
1		~~4~~	12																						SL	~~WT~~			
2		4	MP 10/5																							~~WT~~			
3		4																								~~WT~~			
4		4																						MP 10/5		~~WT~~			
5																										~~SL~~			
6																													
7																													
8																													
9																													
10																													
11																													
12																													

Container Codes

Glass

DG9B	40mL Na Bisulfate amber vial	AG0U	100mL unpres amber glass
DG9H	40mL HCl amber voa vial	AG1H	1L HCl amber glass
DG9M	40mL MeOH clear vial	AG1S	1L H2SO4 amber glass
DG9P	40mL TSP amber vial	AG1T	1L Na Thiosulfate amber glass
DG9S	40mL H2SO4 amber vial	AG1U	1liter unpres amber glass
DG9T	40mL Na Thio amber vial	AG2N	500mL HNO3 amber glass
DG9U	40mL unpreserved **amber** vial	AG2S	500mL H2SO4 amber glass
VG9H	40mL HCl clear vial	AG2U	500mL unpres amber glass
VG9T	40mL Na Thio. clear vial	AG3S	250mL H2SO4 amber glass
VG9U	40mL unpreserved **clear** vial	AG3U	250mL unpres amber glass
VGFX	40mL w/hexane wipe vial	AG3C	250mL NaOH amber glass
VSG	Headspace septa vial & HCl	BG1H	1L HCl clear glass
WGKU	8oz unpreserved clear jar	BG1S	1L H2SO4 clear glass
WGFU	4oz clear soil jar	BG1T	1L Na Thiosulfate clear glass
JGFU	4oz unpreserved amber wide	BG1U	1L unpreserved glass
CG3H	250mL clear glass HCl	BG3H	250mL HCl Clear Glass

Plastic / Misc.

BG3U	250mL Unpres Clear Glass
BP1A	1L NaOH, Asc Acid plastic
BP1N	1L HNO3 plastic
BP1S	1L H2SO4 plastic
BP1U	1L unpreserved plastic
BP1Z	1L NaOH, Zn, Ac
BP2A	500mL NaOH, Asc Acid plastic
BP2N	500mL HNO3 plastic
BP2O	500mL NaOH plastic
BP2S	500mL H2SO4 plastic
BP2U	500mL unpreserved plastic
BP2Z	500mL NaOH, Zn Ac
BP3B	250mL NaOH plastic
BP3N	250mL HNO3 plastic
BP3F	250mL HNO3 plastic (field filtered)
BP3U	250mL unpreserved plastic
BP3S	250mL H2SO4 plastic
BP3Z	250mL NaOH, Zn Ac plastic

AF	Air Filter
C	Air Cassettes
R	Terra core kit
SP5T	120mL Coliform Na Thiosulfate
U	Summa Can
ZPLC	Ziploc Bag

WT	Water
SL	Solid
NAL	Non-aqueous liquid
WP	Wipe

F-IN-Q-270-rev.12,11Aug2020

Pace Analytical Services, LLC
7726 Moller Road
Indianapolis, IN 46268
(317)228-3100

October 28, 2020

Mr. Chris Newell
IWM Consulting
7428 Rockville Road
Indianapolis, IN 46214

RE: Project: Former Amphenol Facility
Pace Project No.: 50269119

Dear Mr. Newell:

Enclosed are the analytical results for sample(s) received by the laboratory on October 05, 2020. The results relate only to the samples included in this report. Results reported herein conform to the applicable TNI/NELAC Standards and the laboratory's Quality Manual, where applicable, unless otherwise noted in the body of the report.

The test results provided in this final report were generated by each of the following laboratories within the Pace Network:

- Pace Analytical Services - Indianapolis

Revised Report: This revision replaces previous report dated October 12, 2020. Trailing "0" added to Sample IDs to match the COC. SAB
10/27/20

If you have any questions concerning this report, please feel free to contact me.

Sincerely,

Susan Brotherton

Sue Brotherton
sue.brotherton@pacelabs.com
(317)228-3100
Project Manager

Enclosures

cc: Mr. Brad Gentry, IWM Consulting
Mr. Chris Parks, IWM Consulting Group

This report shall not be reproduced, except in full,
without the written consent of Pace Analytical Services, LLC.

Pace Analytical Services, LLC
7726 Moller Road
Indianapolis, IN 46268
(317)228-3100

CERTIFICATIONS

Project:	Former Amphenol Facility
Pace Project No.:	50269119

Pace Analytical Services Indianapolis

7726 Moller Road, Indianapolis, IN 46268
Illinois Accreditation #: 200074
Indiana Drinking Water Laboratory #: C-49-06
Kansas/TNI Certification #: E-10177
Kentucky UST Agency Interest #: 80226
Kentucky WW Laboratory ID #: 98019
Michigan Drinking Water Laboratory #9050
Ohio VAP Certified Laboratory #: CL0065
Oklahoma Laboratory #: 9204
Texas Certification #: T104704355
West Virginia Certification #: 330
Wisconsin Laboratory #: 999788130
USDA Soil Permit #: P330-19-00257

This report shall not be reproduced, except in full,
without the written consent of Pace Analytical Services, LLC.

Pace Analytical Services, LLC
7726 Moller Road
Indianapolis, IN 46268
(317)228-3100

SAMPLE SUMMARY

Project: Former Amphenol Facility
Pace Project No.: 50269119

Lab ID	Sample ID	Matrix	Date Collected	Date Received
50269119001	**GP-54 SL (14.25-14.75)**	Solid	10/05/20 11:34	10/05/20 15:50
50269119002	**GP-54 SL (13.75-14.25)**	Solid	10/05/20 11:37	10/05/20 15:50
50269119003	**GP-54 SL (13.00-13.50)**	Solid	10/05/20 11:40	10/05/20 15:50
50269119004	**GP-54 SL (13.50-14.00)**	Solid	10/05/20 11:42	10/05/20 15:50
50269119005	**GP-55 SL (14.0-14.50)**	Solid	10/05/20 11:04	10/05/20 15:50
50269119006	**GP-55 SL (14.50-15.00)**	Solid	10/05/20 11:07	10/05/20 15:50
50269119007	**GP-55 SL (15.00-15.50)**	Solid	10/05/20 11:09	10/05/20 15:50
50269119008	**GP-55 SL (15.50-16.00)**	Solid	10/05/20 11:11	10/05/20 15:50
50269119009	**GP-56 SL (14.25-14.75)**	Solid	10/05/20 10:38	10/05/20 15:50
50269119010	**GP-56 SL (16.00-16.50)**	Solid	10/05/20 10:41	10/05/20 15:50
50269119011	**GP-56 SL (15.50-16.00)**	Solid	10/05/20 10:44	10/05/20 15:50
50269119012	**GP-56 SL (15.0-15.5)**	Solid	10/05/20 10:47	10/05/20 15:50
50269119013	**GP-57 SL (14.5-15.0)**	Solid	10/05/20 09:52	10/05/20 15:50
50269119014	**GP-57 SL (21.5-22.0)**	Solid	10/05/20 10:18	10/05/20 15:50
50269119015	**GP-57 SL (23.0-23.50)**	Solid	10/05/20 10:14	10/05/20 15:50
50269119016	**GP-57 SL (22.50-23.0)**	Solid	10/05/20 10:11	10/05/20 15:50
50269119017	**GP-58 SL (14.25-14.75)**	Solid	10/05/20 13:17	10/05/20 15:50
50269119018	**GP-58 SL (8-10)**	Solid	10/05/20 13:20	10/05/20 15:50
50269119019	**GP-58 SL (25.75-26.25)**	Solid	10/05/20 13:53	10/05/20 15:50
50269119020	**GP-58 SL (25.25-25.75)**	Solid	10/05/20 13:56	10/05/20 15:50
50269119021	**GP-58 SL (24.50-25.00)**	Solid	10/05/20 14:00	10/05/20 15:50
50269119022	**FD-1 SL**	Solid	10/05/20 08:00	10/05/20 15:50
50269119023	**FD-4 SL**	Solid	10/05/20 08:00	10/05/20 15:50
50269119024	**TB-1 WT**	Water	10/05/20 09:30	10/05/20 15:50
50269119025	**EB-1 WT**	Water	10/05/20 14:02	10/05/20 15:50

This report shall not be reproduced, except in full,
without the written consent of Pace Analytical Services, LLC.

Pace Analytical Services, LLC
7726 Moller Road
Indianapolis, IN 46268
(317)228-3100

SAMPLE ANALYTE COUNT

Project: Former Amphenol Facility
Pace Project No.: 50269119

Lab ID	Sample ID	Method	Analysts	Analytes Reported	Laboratory
50269119001	**GP-54 SL (14.25-14.75)**	EPA 8260	TMW	12	PASI-I
		SM 2540G	SEP	1	PASI-I
50269119002	**GP-54 SL (13.75-14.25)**	EPA 8260	TMW	12	PASI-I
		SM 2540G	SEP	1	PASI-I
50269119003	**GP-54 SL (13.00-13.50)**	EPA 8260	TMW	12	PASI-I
		SM 2540G	SEP	1	PASI-I
50269119004	**GP-54 SL (13.50-14.00)**	EPA 8260	TMW	12	PASI-I
		SM 2540G	SEP	1	PASI-I
50269119005	**GP-55 SL (14.0-14.50)**	EPA 8260	TMW	12	PASI-I
		SM 2540G	SEP	1	PASI-I
50269119006	**GP-55 SL (14.50-15.00)**	EPA 8260	TMW	12	PASI-I
		SM 2540G	SEP	1	PASI-I
50269119007	**GP-55 SL (15.00-15.50)**	EPA 8260	TMW	12	PASI-I
		SM 2540G	SEP	1	PASI-I
50269119008	**GP-55 SL (15.50-16.00)**	EPA 8260	TMW	12	PASI-I
		SM 2540G	SEP	1	PASI-I
50269119009	**GP-56 SL (14.25-14.75)**	EPA 8260	TMW	12	PASI-I
		SM 2540G	SEP	1	PASI-I
50269119010	**GP-56 SL (16.00-16.50)**	EPA 8260	TMW	12	PASI-I
		SM 2540G	SEP	1	PASI-I
50269119011	**GP-56 SL (15.50-16.00)**	EPA 8260	TMW	12	PASI-I
		SM 2540G	SEP	1	PASI-I
50269119012	**GP-56 SL (15.0-15.5)**	EPA 8260	TMW	12	PASI-I
		SM 2540G	SEP	1	PASI-I
50269119013	**GP-57 SL (14.5-15.0)**	EPA 8260	TMW	12	PASI-I
		SM 2540G	SEP	1	PASI-I
50269119014	**GP-57 SL (21.5-22.0)**	EPA 8260	TMW	12	PASI-I
		SM 2540G	SEP	1	PASI-I
50269119015	**GP-57 SL (23.0-23.50)**	EPA 8260	TMW	12	PASI-I
		SM 2540G	SEP	1	PASI-I
50269119016	**GP-57 SL (22.50-23.0)**	EPA 8260	TMW	12	PASI-I
		SM 2540G	SEP	1	PASI-I
50269119017	**GP-58 SL (14.25-14.75)**	EPA 8260	TMW	12	PASI-I
		SM 2540G	SEP	1	PASI-I
50269119018	**GP-58 SL (8-10)**	EPA 8260	TMW	12	PASI-I
		SM 2540G	SEP	1	PASI-I
50269119019	**GP-58 SL (25.75-26.25)**	EPA 8260	TMW	12	PASI-I

This report shall not be reproduced, except in full,
without the written consent of Pace Analytical Services, LLC.

Pace Analytical Services, LLC
7726 Moller Road
Indianapolis, IN 46268
(317)228-3100

SAMPLE ANALYTE COUNT

Project: Former Amphenol Facility
Pace Project No.: 50269119

Lab ID	Sample ID	Method	Analysts	Analytes Reported	Laboratory
		SM 2540G	SEP	1	PASI-I
50269119020	**GP-58 SL (25.25-25.75)**	EPA 8260	TMW	12	PASI-I
		SM 2540G	SEP	1	PASI-I
50269119021	**GP-58 SL (24.50-25.00)**	EPA 8260	TMW	12	PASI-I
		SM 2540G	SEP	1	PASI-I
50269119022	**FD-1 SL**	EPA 8260	TMW	12	PASI-I
		SM 2540G	SEP	1	PASI-I
50269119023	**FD-4 SL**	EPA 8260	TMW	12	PASI-I
		SM 2540G	SEP	1	PASI-I
50269119024	**TB-1 WT**	EPA 8260	TMW	12	PASI-I
50269119025	**EB-1 WT**	EPA 8260	TMW	12	PASI-I

PASI-I = Pace Analytical Services - Indianapolis

This report shall not be reproduced, except in full,
without the written consent of Pace Analytical Services, LLC.

Pace Analytical Services, LLC
7726 Moller Road
Indianapolis, IN 46268
(317)228-3100

SUMMARY OF DETECTION

Project: Former Amphenol Facility
Pace Project No.: 50269119

Lab Sample ID / Method	Client Sample ID / Parameters	Result	Units	Report Limit	Analyzed	Qualifiers
50269119001	**GP-54 SL (14.25-14.75)**					
EPA 8260	1,1-Dichloroethane	0.085	mg/kg	0.0038	10/07/20 19:47	
EPA 8260	Tetrachloroethene	0.00094J	mg/kg	0.0038	10/07/20 19:47	
EPA 8260	1,1,1-Trichloroethane	0.18	mg/kg	0.0038	10/07/20 19:47	
EPA 8260	Trichloroethene	8.2	mg/kg	0.45	10/08/20 17:02	
SM 2540G	Percent Moisture	6.7	%	0.10	10/07/20 16:58	N2
50269119002	**GP-54 SL (13.75-14.25)**					
EPA 8260	1,1-Dichloroethane	0.0029J	mg/kg	0.0048	10/07/20 20:22	
EPA 8260	Tetrachloroethene	0.071	mg/kg	0.0048	10/07/20 20:22	
EPA 8260	1,1,1-Trichloroethane	0.047	mg/kg	0.0048	10/07/20 20:22	
EPA 8260	Trichloroethene	3.6	mg/kg	0.25	10/08/20 17:36	
SM 2540G	Percent Moisture	12.1	%	0.10	10/07/20 16:58	N2
50269119003	**GP-54 SL (13.00-13.50)**					
EPA 8260	Tetrachloroethene	0.023	mg/kg	0.0056	10/07/20 20:57	
EPA 8260	1,1,1-Trichloroethane	0.0037J	mg/kg	0.0056	10/07/20 20:57	
EPA 8260	Trichloroethene	0.027	mg/kg	0.0056	10/07/20 20:57	
SM 2540G	Percent Moisture	3.6	%	0.10	10/07/20 16:58	N2
50269119004	**GP-54 SL (13.50-14.00)**					
EPA 8260	Tetrachloroethene	0.053	mg/kg	0.0059	10/07/20 21:31	
EPA 8260	1,1,1-Trichloroethane	0.0073	mg/kg	0.0059	10/07/20 21:31	
EPA 8260	Trichloroethene	0.059	mg/kg	0.0059	10/07/20 21:31	
SM 2540G	Percent Moisture	1.9	%	0.10	10/07/20 16:58	N2
50269119005	**GP-55 SL (14.0-14.50)**					
EPA 8260	Methylene Chloride	0.0028J	mg/kg	0.018	10/07/20 18:52	
EPA 8260	Tetrachloroethene	0.030	mg/kg	0.0045	10/07/20 18:52	
EPA 8260	1,1,1-Trichloroethane	0.0053	mg/kg	0.0045	10/07/20 18:52	
EPA 8260	Trichloroethene	0.029	mg/kg	0.0045	10/07/20 18:52	
SM 2540G	Percent Moisture	4.4	%	0.10	10/08/20 12:48	N2
50269119006	**GP-55 SL (14.50-15.00)**					
EPA 8260	1,1-Dichloroethane	0.0014J	mg/kg	0.0046	10/07/20 19:17	
EPA 8260	Methylene Chloride	0.0048J	mg/kg	0.018	10/07/20 19:17	
EPA 8260	Tetrachloroethene	1.2	mg/kg	0.20	10/08/20 19:20	
EPA 8260	1,1,1-Trichloroethane	0.047	mg/kg	0.0046	10/07/20 19:17	
EPA 8260	Trichloroethene	0.70	mg/kg	0.20	10/08/20 19:20	
SM 2540G	Percent Moisture	7.8	%	0.10	10/08/20 12:48	N2
50269119007	**GP-55 SL (15.00-15.50)**					
EPA 8260	1,1-Dichloroethane	0.019	mg/kg	0.0053	10/08/20 17:19	
EPA 8260	Tetrachloroethene	0.060	mg/kg	0.0053	10/08/20 17:19	
EPA 8260	1,1,1-Trichloroethane	0.16	mg/kg	0.0053	10/08/20 17:19	
EPA 8260	Trichloroethene	4.0	mg/kg	0.31	10/12/20 13:39	
SM 2540G	Percent Moisture	10.2	%	0.10	10/08/20 12:48	N2
50269119008	**GP-55 SL (15.50-16.00)**					
EPA 8260	1,1-Dichloroethane	0.086	mg/kg	0.0039	10/08/20 21:04	
EPA 8260	1,1,1-Trichloroethane	0.0025J	mg/kg	0.0039	10/08/20 21:04	

This report shall not be reproduced, except in full,
without the written consent of Pace Analytical Services, LLC.

Pace Analytical Services, LLC
7726 Moller Road
Indianapolis, IN 46268
(317)228-3100

SUMMARY OF DETECTION

Project: Former Amphenol Facility
Pace Project No.: 50269119

Lab Sample ID Method	Client Sample ID Parameters	Result	Units	Report Limit	Analyzed	Qualifiers
50269119008	**GP-55 SL (15.50-16.00)**					
EPA 8260	Trichloroethene	0.039	mg/kg	0.0039	10/08/20 21:04	
SM 2540G	Percent Moisture	9.1	%	0.10	10/08/20 12:49	N2
50269119009	**GP-56 SL (14.25-14.75)**					
EPA 8260	Tetrachloroethene	0.022	mg/kg	0.0044	10/08/20 21:39	
EPA 8260	1,1,1-Trichloroethane	0.0088	mg/kg	0.0044	10/08/20 21:39	
EPA 8260	Trichloroethene	0.0012J	mg/kg	0.0044	10/08/20 21:39	
SM 2540G	Percent Moisture	9.9	%	0.10	10/08/20 12:49	N2
50269119010	**GP-56 SL (16.00-16.50)**					
EPA 8260	1,1,1-Trichloroethane	0.00070J	mg/kg	0.0038	10/08/20 22:13	
SM 2540G	Percent Moisture	6.6	%	0.10	10/08/20 12:49	N2
50269119011	**GP-56 SL (15.50-16.00)**					
EPA 8260	1,1-Dichloroethane	0.0032J	mg/kg	0.0049	10/08/20 22:48	
EPA 8260	1,1,1-Trichloroethane	0.027	mg/kg	0.0049	10/08/20 22:48	
EPA 8260	Trichloroethene	0.0099	mg/kg	0.0049	10/08/20 22:48	
SM 2540G	Percent Moisture	12.7	%	0.10	10/08/20 12:49	N2
50269119012	**GP-56 SL (15.0-15.5)**					
EPA 8260	1,1-Dichloroethane	0.0046	mg/kg	0.0041	10/08/20 01:51	M1, R1
EPA 8260	1,1,1-Trichloroethane	0.035	mg/kg	0.0041	10/08/20 01:51	M1, R1
EPA 8260	Trichloroethene	0.016	mg/kg	0.0041	10/08/20 01:51	R1
SM 2540G	Percent Moisture	3.2	%	0.10	10/08/20 12:49	N2
50269119013	**GP-57 SL (14.5-15.0)**					
EPA 8260	Tetrachloroethene	0.031	mg/kg	0.0041	10/08/20 03:35	
EPA 8260	1,1,1-Trichloroethane	0.0016J	mg/kg	0.0041	10/08/20 03:35	
EPA 8260	Trichloroethene	0.0018J	mg/kg	0.0041	10/08/20 03:35	
SM 2540G	Percent Moisture	4.0	%	0.10	10/08/20 12:49	N2
50269119014	**GP-57 SL (21.5-22.0)**					
EPA 8260	1,1-Dichloroethane	0.0061	mg/kg	0.0048	10/08/20 04:10	
EPA 8260	1,1,1-Trichloroethane	0.040	mg/kg	0.0048	10/08/20 04:10	
EPA 8260	Trichloroethene	0.0028J	mg/kg	0.0048	10/08/20 04:10	
SM 2540G	Percent Moisture	11.4	%	0.10	10/08/20 12:49	N2
50269119015	**GP-57 SL (23.0-23.50)**					
EPA 8260	1,1-Dichloroethane	5.9	mg/kg	0.36	10/08/20 15:53	
EPA 8260	1,1,1-Trichloroethane	8.2	mg/kg	0.36	10/08/20 15:53	
SM 2540G	Percent Moisture	8.0	%	0.10	10/08/20 12:50	N2
50269119016	**GP-57 SL (22.50-23.0)**					
EPA 8260	1,1-Dichloroethane	0.0076	mg/kg	0.0050	10/08/20 18:29	
EPA 8260	1,1,1-Trichloroethane	0.015	mg/kg	0.0050	10/08/20 18:29	
SM 2540G	Percent Moisture	10.3	%	0.10	10/08/20 12:50	N2
50269119017	**GP-58 SL (14.25-14.75)**					
EPA 8260	Tetrachloroethene	0.00096J	mg/kg	0.0053	10/08/20 05:54	
EPA 8260	1,1,1-Trichloroethane	0.0039J	mg/kg	0.0053	10/08/20 05:54	
EPA 8260	Trichloroethene	0.00087J	mg/kg	0.0053	10/08/20 05:54	

This report shall not be reproduced, except in full,
without the written consent of Pace Analytical Services, LLC.

Pace Analytical Services, LLC
7726 Moller Road
Indianapolis, IN 46268
(317)228-3100

SUMMARY OF DETECTION

Project: Former Amphenol Facility
Pace Project No.: 50269119

Lab Sample ID Method	Client Sample ID Parameters	Result	Units	Report Limit	Analyzed	Qualifiers
50269119017	**GP-58 SL (14.25-14.75)**					
SM 2540G	Percent Moisture	15.3	%	0.10	10/08/20 12:50	N2
50269119018	**GP-58 SL (8-10)**					
EPA 8260	Tetrachloroethene	0.011	mg/kg	0.0047	10/08/20 06:28	
SM 2540G	Percent Moisture	4.0	%	0.10	10/08/20 12:54	N2
50269119019	**GP-58 SL (25.75-26.25)**					
EPA 8260	1,1-Dichloroethane	0.0050	mg/kg	0.0043	10/08/20 07:03	
SM 2540G	Percent Moisture	6.8	%	0.10	10/08/20 12:54	N2
50269119020	**GP-58 SL (25.25-25.75)**					
EPA 8260	1,1-Dichloroethane	0.0073	mg/kg	0.0064	10/08/20 07:37	
EPA 8260	1,1,1-Trichloroethane	0.013	mg/kg	0.0064	10/08/20 07:37	
SM 2540G	Percent Moisture	15.7	%	0.10	10/08/20 12:54	N2
50269119021	**GP-58 SL (24.50-25.00)**					
EPA 8260	1,1-Dichloroethane	0.0097	mg/kg	0.0052	10/08/20 08:12	
EPA 8260	1,1,1-Trichloroethane	0.013	mg/kg	0.0052	10/08/20 08:12	
SM 2540G	Percent Moisture	16.1	%	0.10	10/08/20 12:54	N2
50269119022	**FD-1 SL**					
EPA 8260	Tetrachloroethene	0.049	mg/kg	0.0041	10/08/20 08:46	
EPA 8260	1,1,1-Trichloroethane	0.0032J	mg/kg	0.0041	10/08/20 08:46	
EPA 8260	Trichloroethene	0.0029J	mg/kg	0.0041	10/08/20 08:46	
SM 2540G	Percent Moisture	4.2	%	0.10	10/08/20 12:54	N2
50269119023	**FD-4 SL**					
EPA 8260	1,1,1-Trichloroethane	0.0042J	mg/kg	0.0050	10/08/20 09:21	
EPA 8260	Trichloroethene	0.00097J	mg/kg	0.0050	10/08/20 09:21	
SM 2540G	Percent Moisture	14.5	%	0.10	10/08/20 12:54	N2
50269119025	**EB-1 WT**					
EPA 8260	cis-1,2-Dichloroethene	0.37J	ug/L	5.0	10/08/20 18:42	
EPA 8260	Trichloroethene	0.48J	ug/L	5.0	10/08/20 18:42	

This report shall not be reproduced, except in full,
without the written consent of Pace Analytical Services, LLC.

Pace Analytical Services, LLC
7726 Moller Road
Indianapolis, IN 46268
(317)228-3100

ANALYTICAL RESULTS

Project: Former Amphenol Facility
Pace Project No.: 50269119

Sample: GP-54 SL (14.25-14.75) **Lab ID: 50269119001** Collected: 10/05/20 11:34 Received: 10/05/20 15:50 Matrix: Solid

Results reported on a "dry weight" basis and are adjusted for percent moisture, sample size and any dilutions.

Parameters	Results	Units	Report Limit	MDL	DF	Prepared	Analyzed	CAS No.	Qual
8260 MSV 5035A VOA	Analytical Method: EPA 8260								
	Pace Analytical Services - Indianapolis								
1,1-Dichloroethane	**0.085**	mg/kg	0.0038	0.00048	1		10/07/20 19:47	75-34-3	
1,2-Dichloroethane	ND	mg/kg	0.0038	0.00057	1		10/07/20 19:47	107-06-2	
cis-1,2-Dichloroethene	ND	mg/kg	0.0038	0.00076	1		10/07/20 19:47	156-59-2	
trans-1,2-Dichloroethene	ND	mg/kg	0.0038	0.00062	1		10/07/20 19:47	156-60-5	
Methylene Chloride	ND	mg/kg	0.015	0.0018	1		10/07/20 19:47	75-09-2	
Tetrachloroethene	**0.00094J**	mg/kg	0.0038	0.00044	1		10/07/20 19:47	127-18-4	
1,1,1-Trichloroethane	**0.18**	mg/kg	0.0038	0.00044	1		10/07/20 19:47	71-55-6	
Trichloroethene	**8.2**	mg/kg	0.45	0.066	100		10/08/20 17:02	79-01-6	
Vinyl chloride	ND	mg/kg	0.0038	0.00022	1		10/07/20 19:47	75-01-4	
Surrogates									
Dibromofluoromethane (S)	108	%.	73-133		1		10/07/20 19:47	1868-53-7	
Toluene-d8 (S)	129	%.	73-130		1		10/07/20 19:47	2037-26-5	
4-Bromofluorobenzene (S)	68	%.	55-129		1		10/07/20 19:47	460-00-4	
Percent Moisture	Analytical Method: SM 2540G								
	Pace Analytical Services - Indianapolis								
Percent Moisture	**6.7**	%	0.10	0.10	1		10/07/20 16:58		N2

This report shall not be reproduced, except in full,
without the written consent of Pace Analytical Services, LLC.

Pace Analytical Services, LLC
7726 Moller Road
Indianapolis, IN 46268
(317)228-3100

ANALYTICAL RESULTS

Project: Former Amphenol Facility
Pace Project No.: 50269119

Sample: GP-54 SL (13.75-14.25) **Lab ID: 50269119002** Collected: 10/05/20 11:37 Received: 10/05/20 15:50 Matrix: Solid

Results reported on a "dry weight" basis and are adjusted for percent moisture, sample size and any dilutions.

Parameters	Results	Units	Report Limit	MDL	DF	Prepared	Analyzed	CAS No.	Qual
8260 MSV 5035A VOA	Analytical Method: EPA 8260								
	Pace Analytical Services - Indianapolis								
1,1-Dichloroethane	**0.0029J**	mg/kg	0.0048	0.00061	1		10/07/20 20:22	75-34-3	
1,2-Dichloroethane	ND	mg/kg	0.0048	0.00072	1		10/07/20 20:22	107-06-2	
cis-1,2-Dichloroethene	ND	mg/kg	0.0048	0.00097	1		10/07/20 20:22	156-59-2	
trans-1,2-Dichloroethene	ND	mg/kg	0.0048	0.00079	1		10/07/20 20:22	156-60-5	
Methylene Chloride	ND	mg/kg	0.019	0.0023	1		10/07/20 20:22	75-09-2	
Tetrachloroethene	**0.071**	mg/kg	0.0048	0.00057	1		10/07/20 20:22	127-18-4	
1,1,1-Trichloroethane	**0.047**	mg/kg	0.0048	0.00057	1		10/07/20 20:22	71-55-6	
Trichloroethene	**3.6**	mg/kg	0.25	0.037	50		10/08/20 17:36	79-01-6	
Vinyl chloride	ND	mg/kg	0.0048	0.00027	1		10/07/20 20:22	75-01-4	
Surrogates									
Dibromofluoromethane (S)	110	%.	73-133		1		10/07/20 20:22	1868-53-7	
Toluene-d8 (S)	122	%.	73-130		1		10/07/20 20:22	2037-26-5	
4-Bromofluorobenzene (S)	68	%.	55-129		1		10/07/20 20:22	460-00-4	
Percent Moisture	Analytical Method: SM 2540G								
	Pace Analytical Services - Indianapolis								
Percent Moisture	**12.1**	%	0.10	0.10	1		10/07/20 16:58		N2

This report shall not be reproduced, except in full,
without the written consent of Pace Analytical Services, LLC.

Pace Analytical Services, LLC
7726 Moller Road
Indianapolis, IN 46268
(317)228-3100

ANALYTICAL RESULTS

Project: Former Amphenol Facility
Pace Project No.: 50269119

Sample: GP-54 SL (13.00-13.50) **Lab ID: 50269119003** Collected: 10/05/20 11:40 Received: 10/05/20 15:50 Matrix: Solid

Results reported on a "dry weight" basis and are adjusted for percent moisture, sample size and any dilutions.

Parameters	Results	Units	Report Limit	MDL	DF	Prepared	Analyzed	CAS No.	Qual
8260 MSV 5035A VOA	Analytical Method: EPA 8260								
	Pace Analytical Services - Indianapolis								
1,1-Dichloroethane	ND	mg/kg	0.0056	0.00071	1		10/07/20 20:57	75-34-3	
1,2-Dichloroethane	ND	mg/kg	0.0056	0.00085	1		10/07/20 20:57	107-06-2	
cis-1,2-Dichloroethene	ND	mg/kg	0.0056	0.0011	1		10/07/20 20:57	156-59-2	
trans-1,2-Dichloroethene	ND	mg/kg	0.0056	0.00093	1		10/07/20 20:57	156-60-5	
Methylene Chloride	ND	mg/kg	0.023	0.0027	1		10/07/20 20:57	75-09-2	
Tetrachloroethene	**0.023**	mg/kg	0.0056	0.00067	1		10/07/20 20:57	127-18-4	
1,1,1-Trichloroethane	**0.0037J**	mg/kg	0.0056	0.00067	1		10/07/20 20:57	71-55-6	
Trichloroethene	**0.027**	mg/kg	0.0056	0.0011	1		10/07/20 20:57	79-01-6	
Vinyl chloride	ND	mg/kg	0.0056	0.00032	1		10/07/20 20:57	75-01-4	
Surrogates									
Dibromofluoromethane (S)	104	%.	73-133		1		10/07/20 20:57	1868-53-7	
Toluene-d8 (S)	103	%.	73-130		1		10/07/20 20:57	2037-26-5	
4-Bromofluorobenzene (S)	85	%.	55-129		1		10/07/20 20:57	460-00-4	
Percent Moisture	Analytical Method: SM 2540G								
	Pace Analytical Services - Indianapolis								
Percent Moisture	**3.6**	%	0.10	0.10	1		10/07/20 16:58		N2

This report shall not be reproduced, except in full,
without the written consent of Pace Analytical Services, LLC.

Pace Analytical Services, LLC
7726 Moller Road
Indianapolis, IN 46268
(317)228-3100

ANALYTICAL RESULTS

Project: Former Amphenol Facility
Pace Project No.: 50269119

Sample: GP-54 SL (13.50-14.00) **Lab ID: 50269119004** Collected: 10/05/20 11:42 Received: 10/05/20 15:50 Matrix: Solid

Results reported on a "dry weight" basis and are adjusted for percent moisture, sample size and any dilutions.

Parameters	Results	Units	Report Limit	MDL	DF	Prepared	Analyzed	CAS No.	Qual
8260 MSV 5035A VOA	Analytical Method: EPA 8260								
	Pace Analytical Services - Indianapolis								
1,1-Dichloroethane	ND	mg/kg	0.0059	0.00075	1		10/07/20 21:31	75-34-3	
1,2-Dichloroethane	ND	mg/kg	0.0059	0.00089	1		10/07/20 21:31	107-06-2	
cis-1,2-Dichloroethene	ND	mg/kg	0.0059	0.0012	1		10/07/20 21:31	156-59-2	
trans-1,2-Dichloroethene	ND	mg/kg	0.0059	0.00097	1		10/07/20 21:31	156-60-5	
Methylene Chloride	ND	mg/kg	0.024	0.0028	1		10/07/20 21:31	75-09-2	
Tetrachloroethene	**0.053**	mg/kg	0.0059	0.00070	1		10/07/20 21:31	127-18-4	
1,1,1-Trichloroethane	**0.0073**	mg/kg	0.0059	0.00070	1		10/07/20 21:31	71-55-6	
Trichloroethene	**0.059**	mg/kg	0.0059	0.0011	1		10/07/20 21:31	79-01-6	
Vinyl chloride	ND	mg/kg	0.0059	0.00034	1		10/07/20 21:31	75-01-4	
Surrogates									
Dibromofluoromethane (S)	105	%.	73-133		1		10/07/20 21:31	1868-53-7	
Toluene-d8 (S)	107	%.	73-130		1		10/07/20 21:31	2037-26-5	
4-Bromofluorobenzene (S)	79	%.	55-129		1		10/07/20 21:31	460-00-4	
Percent Moisture	Analytical Method: SM 2540G								
	Pace Analytical Services - Indianapolis								
Percent Moisture	**1.9**	%	0.10	0.10	1		10/07/20 16:58		N2

This report shall not be reproduced, except in full,
without the written consent of Pace Analytical Services, LLC.

Pace Analytical Services, LLC
7726 Moller Road
Indianapolis, IN 46268
(317)228-3100

ANALYTICAL RESULTS

Project: Former Amphenol Facility
Pace Project No.: 50269119

Sample: GP-55 SL (14.0-14.50) **Lab ID: 50269119005** Collected: 10/05/20 11:04 Received: 10/05/20 15:50 Matrix: Solid

Results reported on a "dry weight" basis and are adjusted for percent moisture, sample size and any dilutions.

Parameters	Results	Units	Report Limit	MDL	DF	Prepared	Analyzed	CAS No.	Qual
8260 MSV 5035A VOA	Analytical Method: EPA 8260								
	Pace Analytical Services - Indianapolis								
1,1-Dichloroethane	ND	mg/kg	0.0045	0.00033	1		10/07/20 18:52	75-34-3	
1,2-Dichloroethane	ND	mg/kg	0.0045	0.00036	1		10/07/20 18:52	107-06-2	
cis-1,2-Dichloroethene	ND	mg/kg	0.0045	0.00028	1		10/07/20 18:52	156-59-2	
trans-1,2-Dichloroethene	ND	mg/kg	0.0045	0.00021	1		10/07/20 18:52	156-60-5	
Methylene Chloride	**0.0028J**	mg/kg	0.018	0.0022	1		10/07/20 18:52	75-09-2	
Tetrachloroethene	**0.030**	mg/kg	0.0045	0.00027	1		10/07/20 18:52	127-18-4	
1,1,1-Trichloroethane	**0.0053**	mg/kg	0.0045	0.00020	1		10/07/20 18:52	71-55-6	
Trichloroethene	**0.029**	mg/kg	0.0045	0.00018	1		10/07/20 18:52	79-01-6	
Vinyl chloride	ND	mg/kg	0.0045	0.00016	1		10/07/20 18:52	75-01-4	
Surrogates									
Dibromofluoromethane (S)	95	%.	73-133		1		10/07/20 18:52	1868-53-7	
Toluene-d8 (S)	108	%.	73-130		1		10/07/20 18:52	2037-26-5	
4-Bromofluorobenzene (S)	85	%.	55-129		1		10/07/20 18:52	460-00-4	
Percent Moisture	Analytical Method: SM 2540G								
	Pace Analytical Services - Indianapolis								
Percent Moisture	**4.4**	%	0.10	0.10	1		10/08/20 12:48		N2

This report shall not be reproduced, except in full,
without the written consent of Pace Analytical Services, LLC.

Pace Analytical Services, LLC
7726 Moller Road
Indianapolis, IN 46268
(317)228-3100

ANALYTICAL RESULTS

Project: Former Amphenol Facility
Pace Project No.: 50269119

Sample: GP-55 SL (14.50-15.00) **Lab ID: 50269119006** Collected: 10/05/20 11:07 Received: 10/05/20 15:50 Matrix: Solid

Results reported on a "dry weight" basis and are adjusted for percent moisture, sample size and any dilutions.

Parameters	Results	Units	Report Limit	MDL	DF	Prepared	Analyzed	CAS No.	Qual
8260 MSV 5035A VOA	Analytical Method: EPA 8260								
	Pace Analytical Services - Indianapolis								
1,1-Dichloroethane	**0.0014J**	mg/kg	0.0046	0.00034	1		10/07/20 19:17	75-34-3	
1,2-Dichloroethane	ND	mg/kg	0.0046	0.00037	1		10/07/20 19:17	107-06-2	
cis-1,2-Dichloroethene	ND	mg/kg	0.0046	0.00028	1		10/07/20 19:17	156-59-2	
trans-1,2-Dichloroethene	ND	mg/kg	0.0046	0.00021	1		10/07/20 19:17	156-60-5	
Methylene Chloride	**0.0048J**	mg/kg	0.018	0.0022	1		10/07/20 19:17	75-09-2	
Tetrachloroethene	**1.2**	mg/kg	0.20	0.034	50		10/08/20 19:20	127-18-4	
1,1,1-Trichloroethane	**0.047**	mg/kg	0.0046	0.00020	1		10/07/20 19:17	71-55-6	
Trichloroethene	**0.70**	mg/kg	0.20	0.030	50		10/08/20 19:20	79-01-6	
Vinyl chloride	ND	mg/kg	0.0046	0.00016	1		10/07/20 19:17	75-01-4	
Surrogates									
Dibromofluoromethane (S)	97	%.	73-133		1		10/07/20 19:17	1868-53-7	
Toluene-d8 (S)	107	%.	73-130		1		10/07/20 19:17	2037-26-5	
4-Bromofluorobenzene (S)	78	%.	55-129		1		10/07/20 19:17	460-00-4	
Percent Moisture	Analytical Method: SM 2540G								
	Pace Analytical Services - Indianapolis								
Percent Moisture	**7.8**	%	0.10	0.10	1		10/08/20 12:48		N2

This report shall not be reproduced, except in full,
without the written consent of Pace Analytical Services, LLC.

Pace Analytical Services, LLC
7726 Moller Road
Indianapolis, IN 46268
(317)228-3100

ANALYTICAL RESULTS

Project: Former Amphenol Facility
Pace Project No.: 50269119

Sample: GP-55 SL (15.00-15.50) **Lab ID: 50269119007** Collected: 10/05/20 11:09 Received: 10/05/20 15:50 Matrix: Solid

Results reported on a "dry weight" basis and are adjusted for percent moisture, sample size and any dilutions.

Parameters	Results	Units	Report Limit	MDL	DF	Prepared	Analyzed	CAS No.	Qual
8260 MSV 5035A VOA	Analytical Method: EPA 8260								
	Pace Analytical Services - Indianapolis								
1,1-Dichloroethane	**0.019**	mg/kg	0.0053	0.00066	1		10/08/20 17:19	75-34-3	
1,2-Dichloroethane	ND	mg/kg	0.0053	0.00079	1		10/08/20 17:19	107-06-2	
cis-1,2-Dichloroethene	ND	mg/kg	0.0053	0.0011	1		10/08/20 17:19	156-59-2	
trans-1,2-Dichloroethene	ND	mg/kg	0.0053	0.00087	1		10/08/20 17:19	156-60-5	
Methylene Chloride	ND	mg/kg	0.021	0.0025	1		10/08/20 17:19	75-09-2	
Tetrachloroethene	**0.060**	mg/kg	0.0053	0.00062	1		10/08/20 17:19	127-18-4	
1,1,1-Trichloroethane	**0.16**	mg/kg	0.0053	0.00062	1		10/08/20 17:19	71-55-6	
Trichloroethene	**4.0**	mg/kg	0.31	0.046	50		10/12/20 13:39	79-01-6	
Vinyl chloride	ND	mg/kg	0.0053	0.00030	1		10/08/20 17:19	75-01-4	
Surrogates									
Dibromofluoromethane (S)	107	%.	73-133		1		10/08/20 17:19	1868-53-7	
Toluene-d8 (S)	119	%.	73-130		1		10/08/20 17:19	2037-26-5	
4-Bromofluorobenzene (S)	68	%.	55-129		1		10/08/20 17:19	460-00-4	
Percent Moisture	Analytical Method: SM 2540G								
	Pace Analytical Services - Indianapolis								
Percent Moisture	**10.2**	%	0.10	0.10	1		10/08/20 12:48		N2

This report shall not be reproduced, except in full,
without the written consent of Pace Analytical Services, LLC.

Pace Analytical Services, LLC
7726 Moller Road
Indianapolis, IN 46268
(317)228-3100

ANALYTICAL RESULTS

Project: Former Amphenol Facility
Pace Project No.: 50269119

Sample: GP-55 SL (15.50-16.00) **Lab ID: 50269119008** Collected: 10/05/20 11:11 Received: 10/05/20 15:50 Matrix: Solid

Results reported on a "dry weight" basis and are adjusted for percent moisture, sample size and any dilutions.

Parameters	Results	Units	Report Limit	MDL	DF	Prepared	Analyzed	CAS No.	Qual
8260 MSV 5035A VOA	Analytical Method: EPA 8260								
	Pace Analytical Services - Indianapolis								
1,1-Dichloroethane	**0.086**	mg/kg	0.0039	0.00062	1		10/08/20 21:04	75-34-3	
1,2-Dichloroethane	ND	mg/kg	0.0039	0.00042	1		10/08/20 21:04	107-06-2	
cis-1,2-Dichloroethene	ND	mg/kg	0.0039	0.00048	1		10/08/20 21:04	156-59-2	
trans-1,2-Dichloroethene	ND	mg/kg	0.0039	0.00070	1		10/08/20 21:04	156-60-5	
Methylene Chloride	ND	mg/kg	0.016	0.00077	1		10/08/20 21:04	75-09-2	
Tetrachloroethene	ND	mg/kg	0.0039	0.00067	1		10/08/20 21:04	127-18-4	
1,1,1-Trichloroethane	**0.0025J**	mg/kg	0.0039	0.00046	1		10/08/20 21:04	71-55-6	
Trichloroethene	**0.039**	mg/kg	0.0039	0.00057	1		10/08/20 21:04	79-01-6	
Vinyl chloride	ND	mg/kg	0.0039	0.00034	1		10/08/20 21:04	75-01-4	
Surrogates									
Dibromofluoromethane (S)	116	%.	73-133		1		10/08/20 21:04	1868-53-7	
Toluene-d8 (S)	126	%.	73-130		1		10/08/20 21:04	2037-26-5	
4-Bromofluorobenzene (S)	69	%.	55-129		1		10/08/20 21:04	460-00-4	
Percent Moisture	Analytical Method: SM 2540G								
	Pace Analytical Services - Indianapolis								
Percent Moisture	**9.1**	%	0.10	0.10	1		10/08/20 12:49		N2

This report shall not be reproduced, except in full,
without the written consent of Pace Analytical Services, LLC.

Pace Analytical Services, LLC
7726 Moller Road
Indianapolis, IN 46268
(317)228-3100

ANALYTICAL RESULTS

Project: Former Amphenol Facility
Pace Project No.: 50269119

Sample: GP-56 SL (14.25-14.75) **Lab ID: 50269119009** Collected: 10/05/20 10:38 Received: 10/05/20 15:50 Matrix: Solid

Results reported on a "dry weight" basis and are adjusted for percent moisture, sample size and any dilutions.

Parameters	Results	Units	Report Limit	MDL	DF	Prepared	Analyzed	CAS No.	Qual
8260 MSV 5035A VOA	Analytical Method: EPA 8260								
	Pace Analytical Services - Indianapolis								
1,1-Dichloroethane	ND	mg/kg	0.0044	0.00070	1		10/08/20 21:39	75-34-3	
1,2-Dichloroethane	ND	mg/kg	0.0044	0.00047	1		10/08/20 21:39	107-06-2	
cis-1,2-Dichloroethene	ND	mg/kg	0.0044	0.00054	1		10/08/20 21:39	156-59-2	
trans-1,2-Dichloroethene	ND	mg/kg	0.0044	0.00079	1		10/08/20 21:39	156-60-5	
Methylene Chloride	ND	mg/kg	0.017	0.00087	1		10/08/20 21:39	75-09-2	
Tetrachloroethene	**0.022**	mg/kg	0.0044	0.00075	1		10/08/20 21:39	127-18-4	
1,1,1-Trichloroethane	**0.0088**	mg/kg	0.0044	0.00051	1		10/08/20 21:39	71-55-6	
Trichloroethene	**0.0012J**	mg/kg	0.0044	0.00065	1		10/08/20 21:39	79-01-6	
Vinyl chloride	ND	mg/kg	0.0044	0.00038	1		10/08/20 21:39	75-01-4	
Surrogates									
Dibromofluoromethane (S)	110	%.	73-133		1		10/08/20 21:39	1868-53-7	
Toluene-d8 (S)	115	%.	73-130		1		10/08/20 21:39	2037-26-5	
4-Bromofluorobenzene (S)	74	%.	55-129		1		10/08/20 21:39	460-00-4	
Percent Moisture	Analytical Method: SM 2540G								
	Pace Analytical Services - Indianapolis								
Percent Moisture	**9.9**	%	0.10	0.10	1		10/08/20 12:49		N2

This report shall not be reproduced, except in full,
without the written consent of Pace Analytical Services, LLC.

Pace Analytical Services, LLC
7726 Moller Road
Indianapolis, IN 46268
(317)228-3100

ANALYTICAL RESULTS

Project: Former Amphenol Facility
Pace Project No.: 50269119

Sample: GP-56 SL (16.00-16.50) **Lab ID: 50269119010** Collected: 10/05/20 10:41 Received: 10/05/20 15:50 Matrix: Solid

Results reported on a "dry weight" basis and are adjusted for percent moisture, sample size and any dilutions.

Parameters	Results	Units	Report Limit	MDL	DF	Prepared	Analyzed	CAS No.	Qual
8260 MSV 5035A VOA	Analytical Method: EPA 8260								
	Pace Analytical Services - Indianapolis								
1,1-Dichloroethane	ND	mg/kg	0.0038	0.00061	1		10/08/20 22:13	75-34-3	
1,2-Dichloroethane	ND	mg/kg	0.0038	0.00041	1		10/08/20 22:13	107-06-2	
cis-1,2-Dichloroethene	ND	mg/kg	0.0038	0.00047	1		10/08/20 22:13	156-59-2	
trans-1,2-Dichloroethene	ND	mg/kg	0.0038	0.00069	1		10/08/20 22:13	156-60-5	
Methylene Chloride	ND	mg/kg	0.015	0.00076	1		10/08/20 22:13	75-09-2	
Tetrachloroethene	ND	mg/kg	0.0038	0.00066	1		10/08/20 22:13	127-18-4	
1,1,1-Trichloroethane	**0.00070J**	mg/kg	0.0038	0.00045	1		10/08/20 22:13	71-55-6	
Trichloroethene	ND	mg/kg	0.0038	0.00056	1		10/08/20 22:13	79-01-6	
Vinyl chloride	ND	mg/kg	0.0038	0.00033	1		10/08/20 22:13	75-01-4	
Surrogates									
Dibromofluoromethane (S)	113	%.	73-133		1		10/08/20 22:13	1868-53-7	
Toluene-d8 (S)	121	%.	73-130		1		10/08/20 22:13	2037-26-5	
4-Bromofluorobenzene (S)	69	%.	55-129		1		10/08/20 22:13	460-00-4	
Percent Moisture	Analytical Method: SM 2540G								
	Pace Analytical Services - Indianapolis								
Percent Moisture	**6.6**	%	0.10	0.10	1		10/08/20 12:49		N2

This report shall not be reproduced, except in full,
without the written consent of Pace Analytical Services, LLC.

Pace Analytical Services, LLC
7726 Moller Road
Indianapolis, IN 46268
(317)228-3100

ANALYTICAL RESULTS

Project: Former Amphenol Facility
Pace Project No.: 50269119

Sample: GP-56 SL (15.50-16.00) **Lab ID: 50269119011** Collected: 10/05/20 10:44 Received: 10/05/20 15:50 Matrix: Solid

Results reported on a "dry weight" basis and are adjusted for percent moisture, sample size and any dilutions.

Parameters	Results	Units	Report Limit	MDL	DF	Prepared	Analyzed	CAS No.	Qual
8260 MSV 5035A VOA	Analytical Method: EPA 8260								
	Pace Analytical Services - Indianapolis								
1,1-Dichloroethane	**0.0032J**	mg/kg	0.0049	0.00079	1		10/08/20 22:48	75-34-3	
1,2-Dichloroethane	ND	mg/kg	0.0049	0.00053	1		10/08/20 22:48	107-06-2	
cis-1,2-Dichloroethene	ND	mg/kg	0.0049	0.00061	1		10/08/20 22:48	156-59-2	
trans-1,2-Dichloroethene	ND	mg/kg	0.0049	0.00089	1		10/08/20 22:48	156-60-5	
Methylene Chloride	ND	mg/kg	0.020	0.00098	1		10/08/20 22:48	75-09-2	
Tetrachloroethene	ND	mg/kg	0.0049	0.00085	1		10/08/20 22:48	127-18-4	
1,1,1-Trichloroethane	**0.027**	mg/kg	0.0049	0.00058	1		10/08/20 22:48	71-55-6	
Trichloroethene	**0.0099**	mg/kg	0.0049	0.00073	1		10/08/20 22:48	79-01-6	
Vinyl chloride	ND	mg/kg	0.0049	0.00043	1		10/08/20 22:48	75-01-4	
Surrogates									
Dibromofluoromethane (S)	105	%.	73-133		1		10/08/20 22:48	1868-53-7	
Toluene-d8 (S)	103	%.	73-130		1		10/08/20 22:48	2037-26-5	
4-Bromofluorobenzene (S)	84	%.	55-129		1		10/08/20 22:48	460-00-4	
Percent Moisture	Analytical Method: SM 2540G								
	Pace Analytical Services - Indianapolis								
Percent Moisture	**12.7**	%	0.10	0.10	1		10/08/20 12:49		N2

This report shall not be reproduced, except in full,
without the written consent of Pace Analytical Services, LLC.

Pace Analytical Services, LLC
7726 Moller Road
Indianapolis, IN 46268
(317)228-3100

ANALYTICAL RESULTS

Project: Former Amphenol Facility
Pace Project No.: 50269119

Sample: GP-56 SL (15.0-15.5) **Lab ID: 50269119012** Collected: 10/05/20 10:47 Received: 10/05/20 15:50 Matrix: Solid

Results reported on a "dry weight" basis and are adjusted for percent moisture, sample size and any dilutions.

Parameters	Results	Units	Report Limit	MDL	DF	Prepared	Analyzed	CAS No.	Qual
8260 MSV 5035A VOA	Analytical Method: EPA 8260								
	Pace Analytical Services - Indianapolis								
1,1-Dichloroethane	**0.0046**	mg/kg	0.0041	0.00066	1		10/08/20 01:51	75-34-3	M1,R1
1,2-Dichloroethane	ND	mg/kg	0.0041	0.00045	1		10/08/20 01:51	107-06-2	R1
cis-1,2-Dichloroethene	ND	mg/kg	0.0041	0.00051	1		10/08/20 01:51	156-59-2	R1
trans-1,2-Dichloroethene	ND	mg/kg	0.0041	0.00074	1		10/08/20 01:51	156-60-5	R1
Methylene Chloride	ND	mg/kg	0.016	0.00082	1		10/08/20 01:51	75-09-2	R1
Tetrachloroethene	ND	mg/kg	0.0041	0.00071	1		10/08/20 01:51	127-18-4	R1
1,1,1-Trichloroethane	**0.035**	mg/kg	0.0041	0.00049	1		10/08/20 01:51	71-55-6	M1,R1
Trichloroethene	**0.016**	mg/kg	0.0041	0.00061	1		10/08/20 01:51	79-01-6	R1
Vinyl chloride	ND	mg/kg	0.0041	0.00036	1		10/08/20 01:51	75-01-4	R1
Surrogates									
Dibromofluoromethane (S)	108	%.	73-133		1		10/08/20 01:51	1868-53-7	
Toluene-d8 (S)	108	%.	73-130		1		10/08/20 01:51	2037-26-5	
4-Bromofluorobenzene (S)	81	%.	55-129		1		10/08/20 01:51	460-00-4	
Percent Moisture	Analytical Method: SM 2540G								
	Pace Analytical Services - Indianapolis								
Percent Moisture	**3.2**	%	0.10	0.10	1		10/08/20 12:49		N2

This report shall not be reproduced, except in full,
without the written consent of Pace Analytical Services, LLC.

Pace Analytical Services, LLC
7726 Moller Road
Indianapolis, IN 46268
(317)228-3100

ANALYTICAL RESULTS

Project: Former Amphenol Facility
Pace Project No.: 50269119

Sample: GP-57 SL (14.5-15.0) **Lab ID: 50269119013** Collected: 10/05/20 09:52 Received: 10/05/20 15:50 Matrix: Solid

Results reported on a "dry weight" basis and are adjusted for percent moisture, sample size and any dilutions.

Parameters	Results	Units	Report Limit	MDL	DF	Prepared	Analyzed	CAS No.	Qual
8260 MSV 5035A VOA	Analytical Method: EPA 8260								
	Pace Analytical Services - Indianapolis								
1,1-Dichloroethane	ND	mg/kg	0.0041	0.00066	1		10/08/20 03:35	75-34-3	
1,2-Dichloroethane	ND	mg/kg	0.0041	0.00044	1		10/08/20 03:35	107-06-2	
cis-1,2-Dichloroethene	ND	mg/kg	0.0041	0.00051	1		10/08/20 03:35	156-59-2	
trans-1,2-Dichloroethene	ND	mg/kg	0.0041	0.00073	1		10/08/20 03:35	156-60-5	
Methylene Chloride	ND	mg/kg	0.016	0.00081	1		10/08/20 03:35	75-09-2	
Tetrachloroethene	**0.031**	mg/kg	0.0041	0.00070	1		10/08/20 03:35	127-18-4	
1,1,1-Trichloroethane	**0.0016J**	mg/kg	0.0041	0.00048	1		10/08/20 03:35	71-55-6	
Trichloroethene	**0.0018J**	mg/kg	0.0041	0.00060	1		10/08/20 03:35	79-01-6	
Vinyl chloride	ND	mg/kg	0.0041	0.00036	1		10/08/20 03:35	75-01-4	
Surrogates									
Dibromofluoromethane (S)	108	%.	73-133		1		10/08/20 03:35	1868-53-7	
Toluene-d8 (S)	110	%.	73-130		1		10/08/20 03:35	2037-26-5	
4-Bromofluorobenzene (S)	79	%.	55-129		1		10/08/20 03:35	460-00-4	
Percent Moisture	Analytical Method: SM 2540G								
	Pace Analytical Services - Indianapolis								
Percent Moisture	**4.0**	%	0.10	0.10	1		10/08/20 12:49		N2

This report shall not be reproduced, except in full,
without the written consent of Pace Analytical Services, LLC.

Pace Analytical Services, LLC
7726 Moller Road
Indianapolis, IN 46268
(317)228-3100

ANALYTICAL RESULTS

Project: Former Amphenol Facility
Pace Project No.: 50269119

Sample: GP-57 SL (21.5-22.0) **Lab ID: 50269119014** Collected: 10/05/20 10:18 Received: 10/05/20 15:50 Matrix: Solid

Results reported on a "dry weight" basis and are adjusted for percent moisture, sample size and any dilutions.

Parameters	Results	Units	Report Limit	MDL	DF	Prepared	Analyzed	CAS No.	Qual
8260 MSV 5035A VOA	Analytical Method: EPA 8260								
	Pace Analytical Services - Indianapolis								
1,1-Dichloroethane	**0.0061**	mg/kg	0.0048	0.00077	1		10/08/20 04:10	75-34-3	
1,2-Dichloroethane	ND	mg/kg	0.0048	0.00052	1		10/08/20 04:10	107-06-2	
cis-1,2-Dichloroethene	ND	mg/kg	0.0048	0.00060	1		10/08/20 04:10	156-59-2	
trans-1,2-Dichloroethene	ND	mg/kg	0.0048	0.00086	1		10/08/20 04:10	156-60-5	
Methylene Chloride	ND	mg/kg	0.019	0.00096	1		10/08/20 04:10	75-09-2	
Tetrachloroethene	ND	mg/kg	0.0048	0.00083	1		10/08/20 04:10	127-18-4	
1,1,1-Trichloroethane	**0.040**	mg/kg	0.0048	0.00057	1		10/08/20 04:10	71-55-6	
Trichloroethene	**0.0028J**	mg/kg	0.0048	0.00071	1		10/08/20 04:10	79-01-6	
Vinyl chloride	ND	mg/kg	0.0048	0.00042	1		10/08/20 04:10	75-01-4	
Surrogates									
Dibromofluoromethane (S)	109	%.	73-133		1		10/08/20 04:10	1868-53-7	
Toluene-d8 (S)	109	%.	73-130		1		10/08/20 04:10	2037-26-5	
4-Bromofluorobenzene (S)	78	%.	55-129		1		10/08/20 04:10	460-00-4	
Percent Moisture	Analytical Method: SM 2540G								
	Pace Analytical Services - Indianapolis								
Percent Moisture	**11.4**	%	0.10	0.10	1		10/08/20 12:49		N2

This report shall not be reproduced, except in full,
without the written consent of Pace Analytical Services, LLC.

Pace Analytical Services, LLC
7726 Moller Road
Indianapolis, IN 46268
(317)228-3100

ANALYTICAL RESULTS

Project: Former Amphenol Facility
Pace Project No.: 50269119

Sample: GP-57 SL (23.0-23.50) **Lab ID: 50269119015** Collected: 10/05/20 10:14 Received: 10/05/20 15:50 Matrix: Solid

Results reported on a "dry weight" basis and are adjusted for percent moisture, sample size and any dilutions.

Parameters	Results	Units	Report Limit	MDL	DF	Prepared	Analyzed	CAS No.	Qual
8260 MSV 5035A VOA	Analytical Method: EPA 8260								
	Pace Analytical Services - Indianapolis								
1,1-Dichloroethane	**5.9**	mg/kg	0.36	0.059	100		10/08/20 15:53	75-34-3	
1,2-Dichloroethane	ND	mg/kg	0.0040	0.00043	1		10/08/20 04:45	107-06-2	
cis-1,2-Dichloroethene	ND	mg/kg	0.0040	0.00050	1		10/08/20 04:45	156-59-2	
trans-1,2-Dichloroethene	ND	mg/kg	0.0040	0.00072	1		10/08/20 04:45	156-60-5	
Methylene Chloride	ND	mg/kg	0.016	0.00080	1		10/08/20 04:45	75-09-2	
Tetrachloroethene	ND	mg/kg	0.0040	0.00069	1		10/08/20 04:45	127-18-4	
1,1,1-Trichloroethane	**8.2**	mg/kg	0.36	0.043	100		10/08/20 15:53	71-55-6	
Trichloroethene	ND	mg/kg	0.0040	0.00059	1		10/08/20 04:45	79-01-6	
Vinyl chloride	ND	mg/kg	0.0040	0.00035	1		10/08/20 04:45	75-01-4	
Surrogates									
Dibromofluoromethane (S)	115	%.	73-133		1		10/08/20 04:45	1868-53-7	
Toluene-d8 (S)	126	%.	73-130		1		10/08/20 04:45	2037-26-5	
4-Bromofluorobenzene (S)	68	%.	55-129		1		10/08/20 04:45	460-00-4	
Percent Moisture	Analytical Method: SM 2540G								
	Pace Analytical Services - Indianapolis								
Percent Moisture	**8.0**	%	0.10	0.10	1		10/08/20 12:50		N2

This report shall not be reproduced, except in full,
without the written consent of Pace Analytical Services, LLC.

Pace Analytical Services, LLC
7726 Moller Road
Indianapolis, IN 46268
(317)228-3100

ANALYTICAL RESULTS

Project: Former Amphenol Facility
Pace Project No.: 50269119

Sample: GP-57 SL (22.50-23.0) **Lab ID: 50269119016** Collected: 10/05/20 10:11 Received: 10/05/20 15:50 Matrix: Solid

Results reported on a "dry weight" basis and are adjusted for percent moisture, sample size and any dilutions.

Parameters	Results	Units	Report Limit	MDL	DF	Prepared	Analyzed	CAS No.	Qual
8260 MSV 5035A VOA	Analytical Method: EPA 8260								
	Pace Analytical Services - Indianapolis								
1,1-Dichloroethane	**0.0076**	mg/kg	0.0050	0.00063	1		10/08/20 18:29	75-34-3	
1,2-Dichloroethane	ND	mg/kg	0.0051	0.00055	1		10/08/20 05:19	107-06-2	
cis-1,2-Dichloroethene	ND	mg/kg	0.0051	0.00063	1		10/08/20 05:19	156-59-2	
trans-1,2-Dichloroethene	ND	mg/kg	0.0051	0.00092	1		10/08/20 05:19	156-60-5	
Methylene Chloride	ND	mg/kg	0.020	0.0010	1		10/08/20 05:19	75-09-2	
Tetrachloroethene	ND	mg/kg	0.0051	0.00088	1		10/08/20 05:19	127-18-4	
1,1,1-Trichloroethane	**0.015**	mg/kg	0.0050	0.00059	1		10/08/20 18:29	71-55-6	
Trichloroethene	ND	mg/kg	0.0051	0.00076	1		10/08/20 05:19	79-01-6	
Vinyl chloride	ND	mg/kg	0.0051	0.00045	1		10/08/20 05:19	75-01-4	
Surrogates									
Dibromofluoromethane (S)	105	%.	73-133		1		10/08/20 05:19	1868-53-7	
Toluene-d8 (S)	107	%.	73-130		1		10/08/20 05:19	2037-26-5	
4-Bromofluorobenzene (S)	81	%.	55-129		1		10/08/20 05:19	460-00-4	
Percent Moisture	Analytical Method: SM 2540G								
	Pace Analytical Services - Indianapolis								
Percent Moisture	**10.3**	%	0.10	0.10	1		10/08/20 12:50		N2

This report shall not be reproduced, except in full,
without the written consent of Pace Analytical Services, LLC.

Pace Analytical Services, LLC
7726 Moller Road
Indianapolis, IN 46268
(317)228-3100

ANALYTICAL RESULTS

Project: Former Amphenol Facility
Pace Project No.: 50269119

Sample: GP-58 SL (14.25-14.75) **Lab ID: 50269119017** Collected: 10/05/20 13:17 Received: 10/05/20 15:50 Matrix: Solid

Results reported on a "dry weight" basis and are adjusted for percent moisture, sample size and any dilutions.

Parameters	Results	Units	Report Limit	MDL	DF	Prepared	Analyzed	CAS No.	Qual
8260 MSV 5035A VOA	Analytical Method: EPA 8260								
	Pace Analytical Services - Indianapolis								
1,1-Dichloroethane	ND	mg/kg	0.0053	0.00085	1		10/08/20 05:54	75-34-3	
1,2-Dichloroethane	ND	mg/kg	0.0053	0.00057	1		10/08/20 05:54	107-06-2	
cis-1,2-Dichloroethene	ND	mg/kg	0.0053	0.00065	1		10/08/20 05:54	156-59-2	
trans-1,2-Dichloroethene	ND	mg/kg	0.0053	0.00095	1		10/08/20 05:54	156-60-5	
Methylene Chloride	ND	mg/kg	0.021	0.0011	1		10/08/20 05:54	75-09-2	
Tetrachloroethene	**0.00096J**	mg/kg	0.0053	0.00091	1		10/08/20 05:54	127-18-4	
1,1,1-Trichloroethane	**0.0039J**	mg/kg	0.0053	0.00062	1		10/08/20 05:54	71-55-6	
Trichloroethene	**0.00087J**	mg/kg	0.0053	0.00078	1		10/08/20 05:54	79-01-6	
Vinyl chloride	ND	mg/kg	0.0053	0.00046	1		10/08/20 05:54	75-01-4	
Surrogates									
Dibromofluoromethane (S)	106	%.	73-133		1		10/08/20 05:54	1868-53-7	
Toluene-d8 (S)	104	%.	73-130		1		10/08/20 05:54	2037-26-5	
4-Bromofluorobenzene (S)	85	%.	55-129		1		10/08/20 05:54	460-00-4	
Percent Moisture	Analytical Method: SM 2540G								
	Pace Analytical Services - Indianapolis								
Percent Moisture	**15.3**	%	0.10	0.10	1		10/08/20 12:50		N2

This report shall not be reproduced, except in full,
without the written consent of Pace Analytical Services, LLC.

Pace Analytical Services, LLC
7726 Moller Road
Indianapolis, IN 46268
(317)228-3100

ANALYTICAL RESULTS

Project: Former Amphenol Facility
Pace Project No.: 50269119

Sample: GP-58 SL (8-10) **Lab ID: 50269119018** Collected: 10/05/20 13:20 Received: 10/05/20 15:50 Matrix: Solid

Results reported on a "dry weight" basis and are adjusted for percent moisture, sample size and any dilutions.

Parameters	Results	Units	Report Limit	MDL	DF	Prepared	Analyzed	CAS No.	Qual
8260 MSV 5035A VOA	Analytical Method: EPA 8260								
	Pace Analytical Services - Indianapolis								
1,1-Dichloroethane	ND	mg/kg	0.0047	0.00076	1		10/08/20 06:28	75-34-3	
1,2-Dichloroethane	ND	mg/kg	0.0047	0.00051	1		10/08/20 06:28	107-06-2	
cis-1,2-Dichloroethene	ND	mg/kg	0.0047	0.00059	1		10/08/20 06:28	156-59-2	
trans-1,2-Dichloroethene	ND	mg/kg	0.0047	0.00085	1		10/08/20 06:28	156-60-5	
Methylene Chloride	ND	mg/kg	0.019	0.00095	1		10/08/20 06:28	75-09-2	
Tetrachloroethene	**0.011**	mg/kg	0.0047	0.00082	1		10/08/20 06:28	127-18-4	
1,1,1-Trichloroethane	ND	mg/kg	0.0047	0.00056	1		10/08/20 06:28	71-55-6	
Trichloroethene	ND	mg/kg	0.0047	0.00070	1		10/08/20 06:28	79-01-6	
Vinyl chloride	ND	mg/kg	0.0047	0.00042	1		10/08/20 06:28	75-01-4	
Surrogates									
Dibromofluoromethane (S)	107	%.	73-133		1		10/08/20 06:28	1868-53-7	
Toluene-d8 (S)	102	%.	73-130		1		10/08/20 06:28	2037-26-5	
4-Bromofluorobenzene (S)	85	%.	55-129		1		10/08/20 06:28	460-00-4	
Percent Moisture	Analytical Method: SM 2540G								
	Pace Analytical Services - Indianapolis								
Percent Moisture	**4.0**	%	0.10	0.10	1		10/08/20 12:54		N2

REPORT OF LABORATORY ANALYSIS

This report shall not be reproduced, except in full,
without the written consent of Pace Analytical Services, LLC.

Pace Analytical Services, LLC
7726 Moller Road
Indianapolis, IN 46268
(317)228-3100

ANALYTICAL RESULTS

Project: Former Amphenol Facility
Pace Project No.: 50269119

Sample: GP-58 SL (25.75-26.25) **Lab ID: 50269119019** Collected: 10/05/20 13:53 Received: 10/05/20 15:50 Matrix: Solid

Results reported on a "dry weight" basis and are adjusted for percent moisture, sample size and any dilutions.

Parameters	Results	Units	Report Limit	MDL	DF	Prepared	Analyzed	CAS No.	Qual
8260 MSV 5035A VOA	Analytical Method: EPA 8260								
	Pace Analytical Services - Indianapolis								
1,1-Dichloroethane	**0.0050**	mg/kg	0.0043	0.00069	1		10/08/20 07:03	75-34-3	
1,2-Dichloroethane	ND	mg/kg	0.0043	0.00047	1		10/08/20 07:03	107-06-2	
cis-1,2-Dichloroethene	ND	mg/kg	0.0043	0.00054	1		10/08/20 07:03	156-59-2	
trans-1,2-Dichloroethene	ND	mg/kg	0.0043	0.00078	1		10/08/20 07:03	156-60-5	
Methylene Chloride	ND	mg/kg	0.017	0.00086	1		10/08/20 07:03	75-09-2	
Tetrachloroethene	ND	mg/kg	0.0043	0.00074	1		10/08/20 07:03	127-18-4	
1,1,1-Trichloroethane	ND	mg/kg	0.0043	0.00051	1		10/08/20 07:03	71-55-6	
Trichloroethene	ND	mg/kg	0.0043	0.00064	1		10/08/20 07:03	79-01-6	
Vinyl chloride	ND	mg/kg	0.0043	0.00038	1		10/08/20 07:03	75-01-4	
Surrogates									
Dibromofluoromethane (S)	112	%.	73-133		1		10/08/20 07:03	1868-53-7	
Toluene-d8 (S)	120	%.	73-130		1		10/08/20 07:03	2037-26-5	
4-Bromofluorobenzene (S)	73	%.	55-129		1		10/08/20 07:03	460-00-4	
Percent Moisture	Analytical Method: SM 2540G								
	Pace Analytical Services - Indianapolis								
Percent Moisture	**6.8**	%	0.10	0.10	1		10/08/20 12:54		N2

This report shall not be reproduced, except in full,
without the written consent of Pace Analytical Services, LLC.

Pace Analytical Services, LLC
7726 Moller Road
Indianapolis, IN 46268
(317)228-3100

ANALYTICAL RESULTS

Project: Former Amphenol Facility
Pace Project No.: 50269119

Sample: GP-58 SL (25.25-25.75) **Lab ID: 50269119020** Collected: 10/05/20 13:56 Received: 10/05/20 15:50 Matrix: Solid

Results reported on a "dry weight" basis and are adjusted for percent moisture, sample size and any dilutions.

Parameters	Results	Units	Report Limit	MDL	DF	Prepared	Analyzed	CAS No.	Qual
8260 MSV 5035A VOA	Analytical Method: EPA 8260								
	Pace Analytical Services - Indianapolis								
1,1-Dichloroethane	**0.0073**	mg/kg	0.0064	0.0010	1		10/08/20 07:37	75-34-3	
1,2-Dichloroethane	ND	mg/kg	0.0064	0.00069	1		10/08/20 07:37	107-06-2	
cis-1,2-Dichloroethene	ND	mg/kg	0.0064	0.00080	1		10/08/20 07:37	156-59-2	
trans-1,2-Dichloroethene	ND	mg/kg	0.0064	0.0012	1		10/08/20 07:37	156-60-5	
Methylene Chloride	ND	mg/kg	0.026	0.0013	1		10/08/20 07:37	75-09-2	
Tetrachloroethene	ND	mg/kg	0.0064	0.0011	1		10/08/20 07:37	127-18-4	
1,1,1-Trichloroethane	**0.013**	mg/kg	0.0064	0.00076	1		10/08/20 07:37	71-55-6	
Trichloroethene	ND	mg/kg	0.0064	0.00095	1		10/08/20 07:37	79-01-6	
Vinyl chloride	ND	mg/kg	0.0064	0.00056	1		10/08/20 07:37	75-01-4	
Surrogates									
Dibromofluoromethane (S)	107	%.	73-133		1		10/08/20 07:37	1868-53-7	
Toluene-d8 (S)	103	%.	73-130		1		10/08/20 07:37	2037-26-5	
4-Bromofluorobenzene (S)	86	%.	55-129		1		10/08/20 07:37	460-00-4	
Percent Moisture	Analytical Method: SM 2540G								
	Pace Analytical Services - Indianapolis								
Percent Moisture	**15.7**	%	0.10	0.10	1		10/08/20 12:54		N2

This report shall not be reproduced, except in full,
without the written consent of Pace Analytical Services, LLC.

Pace Analytical Services, LLC
7726 Moller Road
Indianapolis, IN 46268
(317)228-3100

ANALYTICAL RESULTS

Project: Former Amphenol Facility
Pace Project No.: 50269119

Sample: GP-58 SL (24.50-25.00) **Lab ID: 50269119021** Collected: 10/05/20 14:00 Received: 10/05/20 15:50 Matrix: Solid

Results reported on a "dry weight" basis and are adjusted for percent moisture, sample size and any dilutions.

Parameters	Results	Units	Report Limit	MDL	DF	Prepared	Analyzed	CAS No.	Qual
8260 MSV 5035A VOA	Analytical Method: EPA 8260								
	Pace Analytical Services - Indianapolis								
1,1-Dichloroethane	**0.0097**	mg/kg	0.0052	0.00084	1		10/08/20 08:12	75-34-3	
1,2-Dichloroethane	ND	mg/kg	0.0052	0.00057	1		10/08/20 08:12	107-06-2	
cis-1,2-Dichloroethene	ND	mg/kg	0.0052	0.00065	1		10/08/20 08:12	156-59-2	
trans-1,2-Dichloroethene	ND	mg/kg	0.0052	0.00095	1		10/08/20 08:12	156-60-5	
Methylene Chloride	ND	mg/kg	0.021	0.0010	1		10/08/20 08:12	75-09-2	
Tetrachloroethene	ND	mg/kg	0.0052	0.00090	1		10/08/20 08:12	127-18-4	
1,1,1-Trichloroethane	**0.013**	mg/kg	0.0052	0.00062	1		10/08/20 08:12	71-55-6	
Trichloroethene	ND	mg/kg	0.0052	0.00078	1		10/08/20 08:12	79-01-6	
Vinyl chloride	ND	mg/kg	0.0052	0.00046	1		10/08/20 08:12	75-01-4	
Surrogates									
Dibromofluoromethane (S)	110	%.	73-133		1		10/08/20 08:12	1868-53-7	
Toluene-d8 (S)	103	%.	73-130		1		10/08/20 08:12	2037-26-5	
4-Bromofluorobenzene (S)	85	%.	55-129		1		10/08/20 08:12	460-00-4	
Percent Moisture	Analytical Method: SM 2540G								
	Pace Analytical Services - Indianapolis								
Percent Moisture	**16.1**	%	0.10	0.10	1		10/08/20 12:54		N2

This report shall not be reproduced, except in full,
without the written consent of Pace Analytical Services, LLC.

Pace Analytical Services, LLC
7726 Moller Road
Indianapolis, IN 46268
(317)228-3100

ANALYTICAL RESULTS

Project: Former Amphenol Facility
Pace Project No.: 50269119

Sample: FD-1 SL **Lab ID: 50269119022** Collected: 10/05/20 08:00 Received: 10/05/20 15:50 Matrix: Solid

Results reported on a "dry weight" basis and are adjusted for percent moisture, sample size and any dilutions.

Parameters	Results	Units	Report Limit	MDL	DF	Prepared	Analyzed	CAS No.	Qual
8260 MSV 5035A VOA	Analytical Method: EPA 8260								
	Pace Analytical Services - Indianapolis								
1,1-Dichloroethane	ND	mg/kg	0.0041	0.00065	1		10/08/20 08:46	75-34-3	
1,2-Dichloroethane	ND	mg/kg	0.0041	0.00044	1		10/08/20 08:46	107-06-2	
cis-1,2-Dichloroethene	ND	mg/kg	0.0041	0.00051	1		10/08/20 08:46	156-59-2	
trans-1,2-Dichloroethene	ND	mg/kg	0.0041	0.00073	1		10/08/20 08:46	156-60-5	
Methylene Chloride	ND	mg/kg	0.016	0.00081	1		10/08/20 08:46	75-09-2	
Tetrachloroethene	**0.049**	mg/kg	0.0041	0.00070	1		10/08/20 08:46	127-18-4	
1,1,1-Trichloroethane	**0.0032J**	mg/kg	0.0041	0.00048	1		10/08/20 08:46	71-55-6	
Trichloroethene	**0.0029J**	mg/kg	0.0041	0.00060	1		10/08/20 08:46	79-01-6	
Vinyl chloride	ND	mg/kg	0.0041	0.00036	1		10/08/20 08:46	75-01-4	
Surrogates									
Dibromofluoromethane (S)	110	%.	73-133		1		10/08/20 08:46	1868-53-7	
Toluene-d8 (S)	112	%.	73-130		1		10/08/20 08:46	2037-26-5	
4-Bromofluorobenzene (S)	76	%.	55-129		1		10/08/20 08:46	460-00-4	
Percent Moisture	Analytical Method: SM 2540G								
	Pace Analytical Services - Indianapolis								
Percent Moisture	**4.2**	%	0.10	0.10	1		10/08/20 12:54		N2

This report shall not be reproduced, except in full,
without the written consent of Pace Analytical Services, LLC.

Pace Analytical Services, LLC
7726 Moller Road
Indianapolis, IN 46268
(317)228-3100

ANALYTICAL RESULTS

Project: Former Amphenol Facility
Pace Project No.: 50269119

Sample: FD-4 SL **Lab ID: 50269119023** Collected: 10/05/20 08:00 Received: 10/05/20 15:50 Matrix: Solid

Results reported on a "dry weight" basis and are adjusted for percent moisture, sample size and any dilutions.

Parameters	Results	Units	Report Limit	MDL	DF	Prepared	Analyzed	CAS No.	Qual
8260 MSV 5035A VOA	Analytical Method: EPA 8260								
	Pace Analytical Services - Indianapolis								
1,1-Dichloroethane	ND	mg/kg	0.0050	0.00080	1		10/08/20 09:21	75-34-3	
1,2-Dichloroethane	ND	mg/kg	0.0050	0.00054	1		10/08/20 09:21	107-06-2	
cis-1,2-Dichloroethene	ND	mg/kg	0.0050	0.00062	1		10/08/20 09:21	156-59-2	
trans-1,2-Dichloroethene	ND	mg/kg	0.0050	0.00090	1		10/08/20 09:21	156-60-5	
Methylene Chloride	ND	mg/kg	0.020	0.00099	1		10/08/20 09:21	75-09-2	
Tetrachloroethene	ND	mg/kg	0.0050	0.00086	1		10/08/20 09:21	127-18-4	
1,1,1-Trichloroethane	**0.0042J**	mg/kg	0.0050	0.00059	1		10/08/20 09:21	71-55-6	
Trichloroethene	**0.00097J**	mg/kg	0.0050	0.00074	1		10/08/20 09:21	79-01-6	
Vinyl chloride	ND	mg/kg	0.0050	0.00044	1		10/08/20 09:21	75-01-4	
Surrogates									
Dibromofluoromethane (S)	109	%.	73-133		1		10/08/20 09:21	1868-53-7	
Toluene-d8 (S)	101	%.	73-130		1		10/08/20 09:21	2037-26-5	
4-Bromofluorobenzene (S)	84	%.	55-129		1		10/08/20 09:21	460-00-4	
Percent Moisture	Analytical Method: SM 2540G								
	Pace Analytical Services - Indianapolis								
Percent Moisture	**14.5**	%	0.10	0.10	1		10/08/20 12:54		N2

This report shall not be reproduced, except in full,
without the written consent of Pace Analytical Services, LLC.

Pace Analytical Services, LLC
7726 Moller Road
Indianapolis, IN 46268
(317)228-3100

ANALYTICAL RESULTS

Project: Former Amphenol Facility
Pace Project No.: 50269119

Sample: TB-1 WT **Lab ID: 50269119024** Collected: 10/05/20 09:30 Received: 10/05/20 15:50 Matrix: Water

Parameters	Results	Units	Report Limit	MDL	DF	Prepared	Analyzed	CAS No.	Qual
8260/5030 MSV	Analytical Method: EPA 8260								
	Pace Analytical Services - Indianapolis								
1,1-Dichloroethane	ND	ug/L	5.0	0.26	1		10/08/20 18:17	75-34-3	
1,2-Dichloroethane	ND	ug/L	5.0	0.27	1		10/08/20 18:17	107-06-2	
cis-1,2-Dichloroethene	ND	ug/L	5.0	0.16	1		10/08/20 18:17	156-59-2	
trans-1,2-Dichloroethene	ND	ug/L	5.0	0.23	1		10/08/20 18:17	156-60-5	
Methylene Chloride	ND	ug/L	5.0	2.4	1		10/08/20 18:17	75-09-2	
Tetrachloroethene	ND	ug/L	5.0	0.22	1		10/08/20 18:17	127-18-4	
1,1,1-Trichloroethane	ND	ug/L	5.0	0.25	1		10/08/20 18:17	71-55-6	
Trichloroethene	ND	ug/L	5.0	0.26	1		10/08/20 18:17	79-01-6	
Vinyl chloride	ND	ug/L	2.0	0.13	1		10/08/20 18:17	75-01-4	
Surrogates									
Dibromofluoromethane (S)	97	%.	75-120		1		10/08/20 18:17	1868-53-7	
4-Bromofluorobenzene (S)	96	%.	85-116		1		10/08/20 18:17	460-00-4	
Toluene-d8 (S)	103	%.	83-111		1		10/08/20 18:17	2037-26-5	

This report shall not be reproduced, except in full,
without the written consent of Pace Analytical Services, LLC.

Pace Analytical Services, LLC
7726 Moller Road
Indianapolis, IN 46268
(317)228-3100

ANALYTICAL RESULTS

Project: Former Amphenol Facility
Pace Project No.: 50269119

Sample: EB-1 WT **Lab ID: 50269119025** Collected: 10/05/20 14:02 Received: 10/05/20 15:50 Matrix: Water

Parameters	Results	Units	Report Limit	MDL	DF	Prepared	Analyzed	CAS No.	Qual
8260/5030 MSV	Analytical Method: EPA 8260								
	Pace Analytical Services - Indianapolis								
1,1-Dichloroethane	ND	ug/L	5.0	0.26	1		10/08/20 18:42	75-34-3	
1,2-Dichloroethane	ND	ug/L	5.0	0.27	1		10/08/20 18:42	107-06-2	
cis-1,2-Dichloroethene	**0.37J**	ug/L	5.0	0.16	1		10/08/20 18:42	156-59-2	
trans-1,2-Dichloroethene	ND	ug/L	5.0	0.23	1		10/08/20 18:42	156-60-5	
Methylene Chloride	ND	ug/L	5.0	2.4	1		10/08/20 18:42	75-09-2	
Tetrachloroethene	ND	ug/L	5.0	0.22	1		10/08/20 18:42	127-18-4	
1,1,1-Trichloroethane	ND	ug/L	5.0	0.25	1		10/08/20 18:42	71-55-6	
Trichloroethene	**0.48J**	ug/L	5.0	0.26	1		10/08/20 18:42	79-01-6	
Vinyl chloride	ND	ug/L	2.0	0.13	1		10/08/20 18:42	75-01-4	
Surrogates									
Dibromofluoromethane (S)	95	%.	75-120		1		10/08/20 18:42	1868-53-7	
4-Bromofluorobenzene (S)	102	%.	85-116		1		10/08/20 18:42	460-00-4	
Toluene-d8 (S)	103	%.	83-111		1		10/08/20 18:42	2037-26-5	

This report shall not be reproduced, except in full,
without the written consent of Pace Analytical Services, LLC.

Pace Analytical Services, LLC
7726 Moller Road
Indianapolis, IN 46268
(317)228-3100

QUALITY CONTROL DATA

Project: Former Amphenol Facility
Pace Project No.: 50269119

QC Batch: 585945
QC Batch Method: EPA 8260
Analysis Method: EPA 8260
Analysis Description: 8260 MSV
Laboratory: Pace Analytical Services - Indianapolis
Associated Lab Samples: 50269119024, 50269119025

METHOD BLANK: 2703372
Matrix: Water
Associated Lab Samples: 50269119024, 50269119025

Parameter	Units	Blank Result	Reporting Limit	MDL	Analyzed	Qualifiers
1,1,1-Trichloroethane	ug/L	ND	5.0	0.25	10/08/20 15:01	
1,1-Dichloroethane	ug/L	ND	5.0	0.26	10/08/20 15:01	
1,2-Dichloroethane	ug/L	ND	5.0	0.27	10/08/20 15:01	
cis-1,2-Dichloroethene	ug/L	ND	5.0	0.16	10/08/20 15:01	
Methylene Chloride	ug/L	ND	5.0	2.4	10/08/20 15:01	
Tetrachloroethene	ug/L	ND	5.0	0.22	10/08/20 15:01	
trans-1,2-Dichloroethene	ug/L	ND	5.0	0.23	10/08/20 15:01	
Trichloroethene	ug/L	ND	5.0	0.26	10/08/20 15:01	
Vinyl chloride	ug/L	ND	2.0	0.13	10/08/20 15:01	
4-Bromofluorobenzene (S)	%.	97	85-116		10/08/20 15:01	
Dibromofluoromethane (S)	%.	98	75-120		10/08/20 15:01	
Toluene-d8 (S)	%.	104	83-111		10/08/20 15:01	

LABORATORY CONTROL SAMPLE: 2703373

Parameter	Units	Spike Conc.	LCS Result	LCS % Rec	% Rec Limits	Qualifiers
1,1,1-Trichloroethane	ug/L	50	53.8	108	78-130	
1,1-Dichloroethane	ug/L	50	52.2	104	77-123	
1,2-Dichloroethane	ug/L	50	48.5	97	66-127	
cis-1,2-Dichloroethene	ug/L	50	50.9	102	76-120	
Methylene Chloride	ug/L	50	48.7	97	68-126	
Tetrachloroethene	ug/L	50	48.9	98	70-123	
trans-1,2-Dichloroethene	ug/L	50	53.6	107	79-126	
Trichloroethene	ug/L	50	49.3	99	78-120	
Vinyl chloride	ug/L	50	46.7	93	55-122	
4-Bromofluorobenzene (S)	%.			101	85-116	
Dibromofluoromethane (S)	%.			100	75-120	
Toluene-d8 (S)	%.			102	83-111	

Results presented on this page are in the units indicated by the "Units" column except where an alternate unit is presented to the right of the result.

This report shall not be reproduced, except in full,
without the written consent of Pace Analytical Services, LLC.

Pace Analytical Services, LLC
7726 Moller Road
Indianapolis, IN 46268
(317)228-3100

QUALITY CONTROL DATA

Project: Former Amphenol Facility
Pace Project No.: 50269119

QC Batch: 585703
QC Batch Method: EPA 8260
Analysis Method: EPA 8260
Analysis Description: 8260 MSV 5035A Volatile Organics
Laboratory: Pace Analytical Services - Indianapolis
Associated Lab Samples: 50269119001, 50269119002, 50269119003, 50269119004

METHOD BLANK: 2702090 Matrix: Solid
Associated Lab Samples: 50269119001, 50269119002, 50269119003, 50269119004

Parameter	Units	Blank Result	Reporting Limit	MDL	Analyzed	Qualifiers
1,1,1-Trichloroethane	mg/kg	ND	0.0050	0.00059	10/07/20 13:27	
1,1-Dichloroethane	mg/kg	ND	0.0050	0.00063	10/07/20 13:27	
1,2-Dichloroethane	mg/kg	ND	0.0050	0.00075	10/07/20 13:27	
cis-1,2-Dichloroethene	mg/kg	ND	0.0050	0.0010	10/07/20 13:27	
Methylene Chloride	mg/kg	ND	0.020	0.0024	10/07/20 13:27	
Tetrachloroethene	mg/kg	ND	0.0050	0.00059	10/07/20 13:27	
trans-1,2-Dichloroethene	mg/kg	ND	0.0050	0.00082	10/07/20 13:27	
Trichloroethene	mg/kg	ND	0.0050	0.00074	10/07/20 13:27	
Vinyl chloride	mg/kg	ND	0.0050	0.00029	10/07/20 13:27	
4-Bromofluorobenzene (S)	%.	88	55-129		10/07/20 13:27	
Dibromofluoromethane (S)	%.	107	73-133		10/07/20 13:27	
Toluene-d8 (S)	%.	98	73-130		10/07/20 13:27	

LABORATORY CONTROL SAMPLE: 2702091

Parameter	Units	Spike Conc.	LCS Result	LCS % Rec	% Rec Limits	Qualifiers
1,1,1-Trichloroethane	mg/kg	0.05	0.045	90	72-132	
1,1-Dichloroethane	mg/kg	0.05	0.048	95	73-122	
1,2-Dichloroethane	mg/kg	0.05	0.049	98	67-129	
cis-1,2-Dichloroethene	mg/kg	0.05	0.048	97	73-117	
Methylene Chloride	mg/kg	0.05	0.051	102	62-137	
Tetrachloroethene	mg/kg	0.05	0.050	100	59-119	
trans-1,2-Dichloroethene	mg/kg	0.05	0.053	105	71-125	
Trichloroethene	mg/kg	0.05	0.046	93	68-118	
Vinyl chloride	mg/kg	0.05	0.040	80	49-125	
4-Bromofluorobenzene (S)	%.			91	55-129	
Dibromofluoromethane (S)	%.			98	73-133	
Toluene-d8 (S)	%.			101	73-130	

MATRIX SPIKE & MATRIX SPIKE DUPLICATE: 2702092 2702093

Parameter	Units	50268904022 Result	MS Spike Conc.	MSD Spike Conc.	MS Result	MSD Result	MS % Rec	MSD % Rec	% Rec Limits	RPD	Max RPD	Qual
1,1,1-Trichloroethane	mg/kg	ND	0.053	0.054	0.043	0.047	80	87	48-141	10	20	
1,1-Dichloroethane	mg/kg	ND	0.053	0.054	0.045	0.049	84	89	22-160	7	20	
1,2-Dichloroethane	mg/kg	ND	0.053	0.054	0.047	0.047	87	87	35-142	1	20	
cis-1,2-Dichloroethene	mg/kg	ND	0.053	0.054	0.047	0.052	87	95	30-143	10	20	

Results presented on this page are in the units indicated by the "Units" column except where an alternate unit is presented to the right of the result.

This report shall not be reproduced, except in full,
without the written consent of Pace Analytical Services, LLC.

Pace Analytical Services, LLC
7726 Moller Road
Indianapolis, IN 46268
(317)228-3100

QUALITY CONTROL DATA

Project: Former Amphenol Facility
Pace Project No.: 50269119

MATRIX SPIKE & MATRIX SPIKE DUPLICATE: 2702092 2702093

Parameter	Units	50268904022 Result	MS Spike Conc.	MSD Spike Conc.	MS Result	MSD Result	MS % Rec	MSD % Rec	% Rec Limits	RPD	Max RPD	Qual
Methylene Chloride	mg/kg	ND	0.053	0.054	0.047	0.050	87	93	24-158	8	20	
Tetrachloroethene	mg/kg	ND	0.053	0.054	0.047	0.053	88	97	10-173	11	20	
trans-1,2-Dichloroethene	mg/kg	ND	0.053	0.054	0.049	0.055	92	100	28-156	10	20	
Trichloroethene	mg/kg	ND	0.053	0.054	0.044	0.049	82	89	12-153	10	20	
Vinyl chloride	mg/kg	ND	0.053	0.054	0.038	0.041	71	75	21-155	7	20	
4-Bromofluorobenzene (S)	%.						91	90	55-129			
Dibromofluoromethane (S)	%.						98	99	73-133			
Toluene-d8 (S)	%.						101	101	73-130			

Results presented on this page are in the units indicated by the "Units" column except where an alternate unit is presented to the right of the result.

This report shall not be reproduced, except in full,
without the written consent of Pace Analytical Services, LLC.

Pace Analytical Services, LLC
7726 Moller Road
Indianapolis, IN 46268
(317)228-3100

QUALITY CONTROL DATA

Project: Former Amphenol Facility
Pace Project No.: 50269119

QC Batch: 585709
QC Batch Method: EPA 8260
Analysis Method: EPA 8260
Analysis Description: 8260 MSV 5035A Volatile Organics
Laboratory: Pace Analytical Services - Indianapolis
Associated Lab Samples: 50269119005, 50269119006

METHOD BLANK: 2702111
Matrix: Solid
Associated Lab Samples: 50269119005, 50269119006

Parameter	Units	Blank Result	Reporting Limit	MDL	Analyzed	Qualifiers
1,1,1-Trichloroethane	mg/kg	ND	0.0050	0.00022	10/07/20 11:53	
1,1-Dichloroethane	mg/kg	ND	0.0050	0.00037	10/07/20 11:53	
1,2-Dichloroethane	mg/kg	ND	0.0050	0.00040	10/07/20 11:53	
cis-1,2-Dichloroethene	mg/kg	ND	0.0050	0.00031	10/07/20 11:53	
Methylene Chloride	mg/kg	0.0031J	0.020	0.0024	10/07/20 11:53	
Tetrachloroethene	mg/kg	ND	0.0050	0.00030	10/07/20 11:53	
trans-1,2-Dichloroethene	mg/kg	ND	0.0050	0.00023	10/07/20 11:53	
Trichloroethene	mg/kg	ND	0.0050	0.00020	10/07/20 11:53	
Vinyl chloride	mg/kg	ND	0.0050	0.00018	10/07/20 11:53	
4-Bromofluorobenzene (S)	%.	96	55-129		10/07/20 11:53	
Dibromofluoromethane (S)	%.	100	73-133		10/07/20 11:53	
Toluene-d8 (S)	%.	98	73-130		10/07/20 11:53	

LABORATORY CONTROL SAMPLE: 2702112

Parameter	Units	Spike Conc.	LCS Result	LCS % Rec	% Rec Limits	Qualifiers
1,1,1-Trichloroethane	mg/kg	0.05	0.045	90	72-132	
1,1-Dichloroethane	mg/kg	0.05	0.041	83	73-122	
1,2-Dichloroethane	mg/kg	0.05	0.042	83	67-129	
cis-1,2-Dichloroethene	mg/kg	0.05	0.043	86	73-117	
Methylene Chloride	mg/kg	0.05	0.043	87	62-137	
Tetrachloroethene	mg/kg	0.05	0.043	86	59-119	
trans-1,2-Dichloroethene	mg/kg	0.05	0.046	91	71-125	
Trichloroethene	mg/kg	0.05	0.043	86	68-118	
Vinyl chloride	mg/kg	0.05	0.053	105	49-125	
4-Bromofluorobenzene (S)	%.			94	55-129	
Dibromofluoromethane (S)	%.			101	73-133	
Toluene-d8 (S)	%.			92	73-130	

Results presented on this page are in the units indicated by the "Units" column except where an alternate unit is presented to the right of the result.

This report shall not be reproduced, except in full,
without the written consent of Pace Analytical Services, LLC.

Pace Analytical Services, LLC
7726 Moller Road
Indianapolis, IN 46268
(317)228-3100

QUALITY CONTROL DATA

Project: Former Amphenol Facility
Pace Project No.: 50269119

QC Batch: 585727 | Analysis Method: EPA 8260
QC Batch Method: EPA 8260 | Analysis Description: 8260 MSV 5035A Volatile Organics
Laboratory: Pace Analytical Services - Indianapolis

Associated Lab Samples: 50269119012, 50269119013, 50269119014, 50269119015, 50269119016, 50269119017, 50269119018, 50269119019, 50269119020, 50269119021, 50269119022, 50269119023

METHOD BLANK: 2702217 | Matrix: Solid

Associated Lab Samples: 50269119012, 50269119013, 50269119014, 50269119015, 50269119016, 50269119017, 50269119018, 50269119019, 50269119020, 50269119021, 50269119022, 50269119023

Parameter	Units	Blank Result	Reporting Limit	MDL	Analyzed	Qualifiers
1,1,1-Trichloroethane	mg/kg	ND	0.0050	0.00059	10/08/20 01:17	
1,1-Dichloroethane	mg/kg	ND	0.0050	0.00080	10/08/20 01:17	
1,2-Dichloroethane	mg/kg	ND	0.0050	0.00054	10/08/20 01:17	
cis-1,2-Dichloroethene	mg/kg	ND	0.0050	0.00062	10/08/20 01:17	
Methylene Chloride	mg/kg	ND	0.020	0.0010	10/08/20 01:17	
Tetrachloroethene	mg/kg	ND	0.0050	0.00086	10/08/20 01:17	
trans-1,2-Dichloroethene	mg/kg	ND	0.0050	0.00090	10/08/20 01:17	
Trichloroethene	mg/kg	ND	0.0050	0.00074	10/08/20 01:17	
Vinyl chloride	mg/kg	ND	0.0050	0.00044	10/08/20 01:17	
4-Bromofluorobenzene (S)	%.	90	55-129		10/08/20 01:17	
Dibromofluoromethane (S)	%.	108	73-133		10/08/20 01:17	
Toluene-d8 (S)	%.	100	73-130		10/08/20 01:17	

LABORATORY CONTROL SAMPLE: 2702218

Parameter	Units	Spike Conc.	LCS Result	LCS % Rec	% Rec Limits	Qualifiers
1,1,1-Trichloroethane	mg/kg	0.05	0.045	91	72-132	
1,1-Dichloroethane	mg/kg	0.05	0.044	88	73-122	
1,2-Dichloroethane	mg/kg	0.05	0.044	88	67-129	
cis-1,2-Dichloroethene	mg/kg	0.05	0.046	92	73-117	
Methylene Chloride	mg/kg	0.05	0.047	93	62-137	
Tetrachloroethene	mg/kg	0.05	0.045	90	59-119	
trans-1,2-Dichloroethene	mg/kg	0.05	0.048	96	71-125	
Trichloroethene	mg/kg	0.05	0.043	85	68-118	
Vinyl chloride	mg/kg	0.05	0.037	74	49-125	
4-Bromofluorobenzene (S)	%.			90	55-129	
Dibromofluoromethane (S)	%.			101	73-133	
Toluene-d8 (S)	%.			100	73-130	

MATRIX SPIKE & MATRIX SPIKE DUPLICATE: 2702219 2702220

Parameter	Units	50269119012 Result	MS Spike Conc.	MSD Spike Conc.	MS Result	MSD Result	MS % Rec	MSD % Rec	% Rec Limits	RPD	Max RPD	Qual
1,1,1-Trichloroethane	mg/kg	0.035	0.048	0.036	0.068	0.028	70	-21	48-141	85	20	M1,R1
1,1-Dichloroethane	mg/kg	0.0046	0.048	0.036	0.046	0.089	87	234	22-160	63	20	M1,R1
1,2-Dichloroethane	mg/kg	ND	0.048	0.036	0.040	0.028	84	77	35-142	36	20	R1

Results presented on this page are in the units indicated by the "Units" column except where an alternate unit is presented to the right of the result.

REPORT OF LABORATORY ANALYSIS

This report shall not be reproduced, except in full,
without the written consent of Pace Analytical Services, LLC.

Pace Analytical Services, LLC
7726 Moller Road
Indianapolis, IN 46268
(317)228-3100

QUALITY CONTROL DATA

Project: Former Amphenol Facility
Pace Project No.: 50269119

MATRIX SPIKE & MATRIX SPIKE DUPLICATE: 2702219 2702220

Parameter	Units	50269119012 Result	MS Spike Conc.	MSD Spike Conc.	MS Result	MSD Result	MS % Rec	MSD % Rec	% Rec Limits	RPD	Max RPD	Qual
cis-1,2-Dichloroethene	mg/kg	ND	0.048	0.036	0.040	0.027	85	75	30-143	40	20	R1
Methylene Chloride	mg/kg	ND	0.048	0.036	0.047	0.035	99	96	24-158	30	20	R1
Tetrachloroethene	mg/kg	ND	0.048	0.036	0.038	0.028	80	79	10-173	29	20	R1
trans-1,2-Dichloroethene	mg/kg	ND	0.048	0.036	0.044	0.028	92	78	28-156	44	20	R1
Trichloroethene	mg/kg	0.016	0.048	0.036	0.050	0.026	72	27	12-153	65	20	R1
Vinyl chloride	mg/kg	ND	0.048	0.036	0.037	0.022	77	61	21-155	50	20	R1
4-Bromofluorobenzene (S)	%.						85	72	55-129			
Dibromofluoromethane (S)	%.						102	107	73-133			
Toluene-d8 (S)	%.						106	127	73-130			

Results presented on this page are in the units indicated by the "Units" column except where an alternate unit is presented to the right of the result.

This report shall not be reproduced, except in full,
without the written consent of Pace Analytical Services, LLC.

Pace Analytical Services, LLC
7726 Moller Road
Indianapolis, IN 46268
(317)228-3100

QUALITY CONTROL DATA

Project: Former Amphenol Facility
Pace Project No.: 50269119

QC Batch: 585948
QC Batch Method: EPA 8260
Analysis Method: EPA 8260
Analysis Description: 8260 MSV 5035A Volatile Organics
Laboratory: Pace Analytical Services - Indianapolis
Associated Lab Samples: 50269119008, 50269119009, 50269119010, 50269119011

METHOD BLANK: 2703416 Matrix: Solid
Associated Lab Samples: 50269119008, 50269119009, 50269119010, 50269119011

Parameter	Units	Blank Result	Reporting Limit	MDL	Analyzed	Qualifiers
1,1,1-Trichloroethane	mg/kg	ND	0.0050	0.00059	10/08/20 14:08	
1,1-Dichloroethane	mg/kg	ND	0.0050	0.00080	10/08/20 14:08	
1,2-Dichloroethane	mg/kg	ND	0.0050	0.00054	10/08/20 14:08	
cis-1,2-Dichloroethene	mg/kg	ND	0.0050	0.00062	10/08/20 14:08	
Methylene Chloride	mg/kg	ND	0.020	0.0010	10/08/20 14:08	
Tetrachloroethene	mg/kg	ND	0.0050	0.00086	10/08/20 14:08	
trans-1,2-Dichloroethene	mg/kg	ND	0.0050	0.00090	10/08/20 14:08	
Trichloroethene	mg/kg	ND	0.0050	0.00074	10/08/20 14:08	
Vinyl chloride	mg/kg	ND	0.0050	0.00044	10/08/20 14:08	
4-Bromofluorobenzene (S)	%.	89	55-129		10/08/20 14:08	
Dibromofluoromethane (S)	%.	108	73-133		10/08/20 14:08	
Toluene-d8 (S)	%.	98	73-130		10/08/20 14:08	

LABORATORY CONTROL SAMPLE: 2703417

Parameter	Units	Spike Conc.	LCS Result	LCS % Rec	% Rec Limits	Qualifiers
1,1,1-Trichloroethane	mg/kg	0.05	0.043	86	72-132	
1,1-Dichloroethane	mg/kg	0.05	0.043	87	73-122	
1,2-Dichloroethane	mg/kg	0.05	0.043	86	67-129	
cis-1,2-Dichloroethene	mg/kg	0.05	0.045	89	73-117	
Methylene Chloride	mg/kg	0.05	0.044	89	62-137	
Tetrachloroethene	mg/kg	0.05	0.043	86	59-119	
trans-1,2-Dichloroethene	mg/kg	0.05	0.047	94	71-125	
Trichloroethene	mg/kg	0.05	0.041	82	68-118	
Vinyl chloride	mg/kg	0.05	0.035	70	49-125	
4-Bromofluorobenzene (S)	%.			90	55-129	
Dibromofluoromethane (S)	%.			101	73-133	
Toluene-d8 (S)	%.			101	73-130	

Results presented on this page are in the units indicated by the "Units" column except where an alternate unit is presented to the right of the result.

This report shall not be reproduced, except in full,
without the written consent of Pace Analytical Services, LLC.

Pace Analytical Services, LLC
7726 Moller Road
Indianapolis, IN 46268
(317)228-3100

QUALITY CONTROL DATA

Project: Former Amphenol Facility
Pace Project No.: 50269119

QC Batch: 585950
QC Batch Method: EPA 8260
Analysis Method: EPA 8260
Analysis Description: 8260 MSV 5035A Volatile Organics
Laboratory: Pace Analytical Services - Indianapolis
Associated Lab Samples: 50269119007

METHOD BLANK: 2703421
Matrix: Solid
Associated Lab Samples: 50269119007

Parameter	Units	Blank Result	Reporting Limit	MDL	Analyzed	Qualifiers
1,1,1-Trichloroethane	mg/kg	ND	0.0050	0.00059	10/08/20 13:51	
1,1-Dichloroethane	mg/kg	ND	0.0050	0.00063	10/08/20 13:51	
1,2-Dichloroethane	mg/kg	ND	0.0050	0.00075	10/08/20 13:51	
cis-1,2-Dichloroethene	mg/kg	ND	0.0050	0.0010	10/08/20 13:51	
Methylene Chloride	mg/kg	ND	0.020	0.0024	10/08/20 13:51	
Tetrachloroethene	mg/kg	ND	0.0050	0.00059	10/08/20 13:51	
trans-1,2-Dichloroethene	mg/kg	ND	0.0050	0.00082	10/08/20 13:51	
Trichloroethene	mg/kg	ND	0.0050	0.00074	10/08/20 13:51	
Vinyl chloride	mg/kg	ND	0.0050	0.00029	10/08/20 13:51	
4-Bromofluorobenzene (S)	%.	89	55-129		10/08/20 13:51	
Dibromofluoromethane (S)	%.	106	73-133		10/08/20 13:51	
Toluene-d8 (S)	%.	99	73-130		10/08/20 13:51	

LABORATORY CONTROL SAMPLE: 2703422

Parameter	Units	Spike Conc.	LCS Result	LCS % Rec	% Rec Limits	Qualifiers
1,1,1-Trichloroethane	mg/kg	0.05	0.037	75	72-132	
1,1-Dichloroethane	mg/kg	0.05	0.038	76	73-122	
1,2-Dichloroethane	mg/kg	0.05	0.040	81	67-129	
cis-1,2-Dichloroethene	mg/kg	0.05	0.041	81	73-117	
Methylene Chloride	mg/kg	0.05	0.039	79	62-137	
Tetrachloroethene	mg/kg	0.05	0.042	83	59-119	
trans-1,2-Dichloroethene	mg/kg	0.05	0.043	86	71-125	
Trichloroethene	mg/kg	0.05	0.039	78	68-118	
Vinyl chloride	mg/kg	0.05	0.032	65	49-125	
4-Bromofluorobenzene (S)	%.			89	55-129	
Dibromofluoromethane (S)	%.			100	73-133	
Toluene-d8 (S)	%.			101	73-130	

Results presented on this page are in the units indicated by the "Units" column except where an alternate unit is presented to the right of the result.

This report shall not be reproduced, except in full,
without the written consent of Pace Analytical Services, LLC.

Pace Analytical Services, LLC
7726 Moller Road
Indianapolis, IN 46268
(317)228-3100

QUALITY CONTROL DATA

Project: Former Amphenol Facility
Pace Project No.: 50269119

QC Batch: 585543
QC Batch Method: SM 2540G
Analysis Method: SM 2540G
Analysis Description: Dry Weight/Percent Moisture
Laboratory: Pace Analytical Services - Indianapolis
Associated Lab Samples: 50269119001, 50269119002, 50269119003, 50269119004

SAMPLE DUPLICATE: 2701300

Parameter	Units	50269034011 Result	Dup Result	RPD	Max RPD	Qualifiers
Percent Moisture	%	8.1	8.5	5	5	N2

SAMPLE DUPLICATE: 2701301

Parameter	Units	50269118001 Result	Dup Result	RPD	Max RPD	Qualifiers
Percent Moisture	%	11.5	9.8	16	5	N2,R1

Results presented on this page are in the units indicated by the "Units" column except where an alternate unit is presented to the right of the result.

This report shall not be reproduced, except in full,
without the written consent of Pace Analytical Services, LLC.

Pace Analytical Services, LLC
7726 Moller Road
Indianapolis, IN 46268
(317)228-3100

QUALITY CONTROL DATA

Project: Former Amphenol Facility
Pace Project No.: 50269119

QC Batch: 585823
QC Batch Method: SM 2540G
Analysis Method: SM 2540G
Analysis Description: Dry Weight/Percent Moisture
Laboratory: Pace Analytical Services - Indianapolis

Associated Lab Samples: 50269119005, 50269119006, 50269119007, 50269119008, 50269119009, 50269119010, 50269119011, 50269119012, 50269119013, 50269119014, 50269119015, 50269119016, 50269119017

SAMPLE DUPLICATE: 2702708

Parameter	Units	50269119012 Result	Dup Result	RPD	Max RPD	Qualifiers
Percent Moisture	%	3.2	10.7	107	5	N2,R1

SAMPLE DUPLICATE: 2702709

Parameter	Units	50269351001 Result	Dup Result	RPD	Max RPD	Qualifiers
Percent Moisture	%	19.8	18.9	4	5	N2

Results presented on this page are in the units indicated by the "Units" column except where an alternate unit is presented to the right of the result.

This report shall not be reproduced, except in full,
without the written consent of Pace Analytical Services, LLC.

Pace Analytical Services, LLC
7726 Moller Road
Indianapolis, IN 46268
(317)228-3100

QUALITY CONTROL DATA

Project: Former Amphenol Facility
Pace Project No.: 50269119

QC Batch: 585825
QC Batch Method: SM 2540G
Analysis Method: SM 2540G
Analysis Description: Dry Weight/Percent Moisture
Laboratory: Pace Analytical Services - Indianapolis
Associated Lab Samples: 50269119018, 50269119019, 50269119020, 50269119021, 50269119022, 50269119023

SAMPLE DUPLICATE: 2702714

Parameter	Units	50268624003 Result	Dup Result	RPD	Max RPD	Qualifiers
Percent Moisture	%	13.6	13.9	3	5	N2

SAMPLE DUPLICATE: 2702715

Parameter	Units	50268624011 Result	Dup Result	RPD	Max RPD	Qualifiers
Percent Moisture	%	14.7	16.3	10	5	N2,R1

Results presented on this page are in the units indicated by the "Units" column except where an alternate unit is presented to the right of the result.

This report shall not be reproduced, except in full,
without the written consent of Pace Analytical Services, LLC.

Pace Analytical Services, LLC
7726 Moller Road
Indianapolis, IN 46268
(317)228-3100

QUALIFIERS

Project: Former Amphenol Facility
Pace Project No.: 50269119

DEFINITIONS

DF - Dilution Factor, if reported, represents the factor applied to the reported data due to dilution of the sample aliquot.

ND - Not Detected at or above adjusted reporting limit.

TNTC - Too Numerous To Count

J - Estimated concentration above the adjusted method detection limit and below the adjusted reporting limit.

MDL - Adjusted Method Detection Limit.

PQL - Practical Quantitation Limit.

RL - Reporting Limit - The lowest concentration value that meets project requirements for quantitative data with known precision and bias for a specific analyte in a specific matrix.

S - Surrogate

1,2-Diphenylhydrazine decomposes to and cannot be separated from Azobenzene using Method 8270. The result for each analyte is a combined concentration.

Consistent with EPA guidelines, unrounded data are displayed and have been used to calculate % recovery and RPD values.

LCS(D) - Laboratory Control Sample (Duplicate)

MS(D) - Matrix Spike (Duplicate)

DUP - Sample Duplicate

RPD - Relative Percent Difference

NC - Not Calculable.

SG - Silica Gel - Clean-Up

U - Indicates the compound was analyzed for, but not detected.

N-Nitrosodiphenylamine decomposes and cannot be separated from Diphenylamine using Method 8270. The result reported for each analyte is a combined concentration.

Pace Analytical is TNI accredited. Contact your Pace PM for the current list of accredited analytes.

TNI - The NELAC Institute.

ANALYTE QUALIFIERS

M1	Matrix spike recovery exceeded QC limits. Batch accepted based on laboratory control sample (LCS) recovery.
N2	The lab does not hold NELAC/TNI accreditation for this parameter but other accreditations/certifications may apply. A complete list of accreditations/certifications is available upon request.
R1	RPD value was outside control limits.

This report shall not be reproduced, except in full,
without the written consent of Pace Analytical Services, LLC.

Pace Analytical Services, LLC
7726 Moller Road
Indianapolis, IN 46268
(317)228-3100

QUALITY CONTROL DATA CROSS REFERENCE TABLE

Project: Former Amphenol Facility
Pace Project No.: 50269119

Lab ID	Sample ID	QC Batch Method	QC Batch	Analytical Method	Analytical Batch
50269119024	**TB-1 WT**	EPA 8260	585945		
50269119025	**EB-1 WT**	EPA 8260	585945		
50269119001	**GP-54 SL (14.25-14.75)**	EPA 8260	585703		
50269119002	**GP-54 SL (13.75-14.25)**	EPA 8260	585703		
50269119003	**GP-54 SL (13.00-13.50)**	EPA 8260	585703		
50269119004	**GP-54 SL (13.50-14.00)**	EPA 8260	585703		
50269119005	**GP-55 SL (14.0-14.50)**	EPA 8260	585709		
50269119006	**GP-55 SL (14.50-15.00)**	EPA 8260	585709		
50269119007	**GP-55 SL (15.00-15.50)**	EPA 8260	585950		
50269119008	**GP-55 SL (15.50-16.00)**	EPA 8260	585948		
50269119009	**GP-56 SL (14.25-14.75)**	EPA 8260	585948		
50269119010	**GP-56 SL (16.00-16.50)**	EPA 8260	585948		
50269119011	**GP-56 SL (15.50-16.00)**	EPA 8260	585948		
50269119012	**GP-56 SL (15.0-15.5)**	EPA 8260	585727		
50269119013	**GP-57 SL (14.5-15.0)**	EPA 8260	585727		
50269119014	**GP-57 SL (21.5-22.0)**	EPA 8260	585727		
50269119015	**GP-57 SL (23.0-23.50)**	EPA 8260	585727		
50269119016	**GP-57 SL (22.50-23.0)**	EPA 8260	585727		
50269119017	**GP-58 SL (14.25-14.75)**	EPA 8260	585727		
50269119018	**GP-58 SL (8-10)**	EPA 8260	585727		
50269119019	**GP-58 SL (25.75-26.25)**	EPA 8260	585727		
50269119020	**GP-58 SL (25.25-25.75)**	EPA 8260	585727		
50269119021	**GP-58 SL (24.50-25.00)**	EPA 8260	585727		
50269119022	**FD-1 SL**	EPA 8260	585727		
50269119023	**FD-4 SL**	EPA 8260	585727		
50269119001	**GP-54 SL (14.25-14.75)**	SM 2540G	585543		
50269119002	**GP-54 SL (13.75-14.25)**	SM 2540G	585543		
50269119003	**GP-54 SL (13.00-13.50)**	SM 2540G	585543		
50269119004	**GP-54 SL (13.50-14.00)**	SM 2540G	585543		
50269119005	**GP-55 SL (14.0-14.50)**	SM 2540G	585823		
50269119006	**GP-55 SL (14.50-15.00)**	SM 2540G	585823		
50269119007	**GP-55 SL (15.00-15.50)**	SM 2540G	585823		
50269119008	**GP-55 SL (15.50-16.00)**	SM 2540G	585823		
50269119009	**GP-56 SL (14.25-14.75)**	SM 2540G	585823		
50269119010	**GP-56 SL (16.00-16.50)**	SM 2540G	585823		
50269119011	**GP-56 SL (15.50-16.00)**	SM 2540G	585823		
50269119012	**GP-56 SL (15.0-15.5)**	SM 2540G	585823		
50269119013	**GP-57 SL (14.5-15.0)**	SM 2540G	585823		
50269119014	**GP-57 SL (21.5-22.0)**	SM 2540G	585823		
50269119015	**GP-57 SL (23.0-23.50)**	SM 2540G	585823		
50269119016	**GP-57 SL (22.50-23.0)**	SM 2540G	585823		
50269119017	**GP-58 SL (14.25-14.75)**	SM 2540G	585823		
50269119018	**GP-58 SL (8-10)**	SM 2540G	585825		
50269119019	**GP-58 SL (25.75-26.25)**	SM 2540G	585825		
50269119020	**GP-58 SL (25.25-25.75)**	SM 2540G	585825		

This report shall not be reproduced, except in full,
without the written consent of Pace Analytical Services, LLC.

Pace Analytical Services, LLC
7726 Moller Road
Indianapolis, IN 46268
(317)228-3100

QUALITY CONTROL DATA CROSS REFERENCE TABLE

Project: Former Amphenol Facility
Pace Project No.: 50269119

Lab ID	Sample ID	QC Batch Method	QC Batch	Analytical Method	Analytical Batch
50269119021	**GP-58 SL (24.50-25.00)**	SM 2540G	585825		
50269119022	**FD-1 SL**	SM 2540G	585825		
50269119023	**FD-4 SL**	SM 2540G	585825		

This report shall not be reproduced, except in full,
without the written consent of Pace Analytical Services, LLC.

Pace Analytical®

CHAIN-OF-CUSTODY Analytical Request Document

Chain-of-Custody is a LEGAL DOCUMENT - Complete all relevent fields

LAB USE ONLY- Affix Workorder/Login Label Here or List Pace Workorder Number

WO# : 50269119

50269119

ALL SI

Container Preservat

Company: IWM Consulting Group	Billing Information: SAME
Address: 7426 Rockville Road Indpls IN 46214	
Report To: Brad Gentry	Email To: bgentry@iwmconsult.com
Copy To: llohrstorfer@iwmconsult.com	Site Collection Info/Address: 980 Hurricane Road
Customer Project Name/Number: Former Amphenol Facility	State: IN County/City: Johnson/Franklin Time Zone Collected: [ ] PT [ ] MT [ ] CT [✓] ET
Phone: 317-347-1111 Email:	Site/Facility ID #:
Collected By (print):	Purchase Order #: EPA Assessment Quote #:
Collected By (signature):	Turnaround Date Required: Standard TAT
Sample Disposal: [ ] Dispose as appropriate [ ] Return [ ] Archive: ____ [ ] Hold: ____	Rush: [ ] Same Day [ ] Next Day [ ] 2 Day [ ] 3 Day [ ] 4 Day [ ] 5 Day (Expedite Charges Apply)

Compliance Monitoring? [ ] Yes [ ] No

DW PWS ID #:

DW Location Code:

Immediately Packed on Ice: [✓] Yes [ ] No

Field Filtered (if applicable): [ ] Yes [ ] No

Analysis: ____

** Preservative Types: (1) nitric acid, (2) sulfuric acid, (3) hydrochloric acid, (4) sodium hydroxide, (5) zinc acetate, (6) methanol, (7) sodium bisulfate, (8) sodium thiosulfate, (9) hexane, (A) ascorbic acid, (B) ammonium sulfate, (C) ammonium hydroxide, (D) TSP, (U) Unpreserved, (O) Other ____

* Matrix Codes (Insert in Matrix box below): Drinking Water (DW), Ground Water (GW), Wastewater (WW), Product (P), Soil/Solid (SL), Oil (OL), Wipe (WP), Air (AR), Tissue (TS), Bioassay (B), Vapor (V), Other (OT)

Customer Sample ID	Matrix *	Comp / Grab	Collected (or Composite Start) Date	Collected (or Composite Start) Time	Composite End Date	Composite End Time	Res Cl	# of Ctns	Analyses: VOCs 8260 (Short list)	Analyses: % Moisture	Lab Profile/Line: SEE SLDR
GP-54 SL (14.25-14.75)	SL	G			10/5	11:34		4	X	X	001
GP-54 SL (13.75-14.25)						11:37		4			002
GP-54 SL (13.00-13.50)						11:40		4			003
GP-54 SL (13.50-14.00)						11:42		4			004
GP-55 SL (14.0-14.50)						11:04		4			005
GP-55 SL (14.50-15.00)						11:07		4			006
GP-55 SL (15.00-15.50)						11:09		4			007
GP-55 SL (15.50-16.00)						11:11		4			008
GP-56 SL (14.25-14.75)						10:38		4			009
GP-56 SL (16.00-16.50)						10:41		4			010

Lab Profile/Line:

Lab Sample Receipt Checklist:

Custody Seals Present/Intact	Y N NA
Custody Signatures Present	Y N NA
Collector Signature Present	Y N NA
Bottles Intact	Y N NA
Correct Bottles	Y N NA
Sufficient Volume	Y N NA
Samples Received on Ice	Y N NA
VOA - Headspace Acceptable	Y N NA
USDA Regulated Soils	Y N NA
Samples in Holding Time	Y N NA
Residual Chlorine Present	Y N NA
Cl Strips: ____	
Sample pH Acceptable	Y N NA
pH Strips: ____	
Sulfide Present	Y N NA
Lead Acetate Strips: ____	

LAB USE ONLY:
Lab Sample # / Comments:

Customer Remarks / Special Conditions / Possible Hazards:
- Level IV QA/QC
- J flags reported
- Shortlist on Page 2

Type of Ice Used: Wet Blue Dry None

Packing Material Used:

Radchem sample(s) screened (<500 cpm): Y N NA

SHORT HOLDS PRESENT (<72 hours): Y N N/A

Lab Tracking #: 2589730

Samples received via: FEDEX UPS Client Courier Pace Courier

Lab Sample Temperature Info:
Temp Blank Received: (Y) N NA
Therm ID#: B
Cooler 1 Temp Upon Receipt: 1.5 oC
Cooler 1 Therm Corr. Factor: 0 oC
Cooler 1 Corrected Temp: 1.5 oC
Comments:

Relinquished by/Company: (Signature)	Date/Time:	Received by/Company: (Signature)	Date/Time:
Garrett Page / IWM	10/5 15:50	[signature]	10/5 1550
Relinquished by/Company: (Signature) Client	Date/Time: 10/5/20 1550	Received by/Company: (Signature) C Burnes	Date/Time: 10/5/20 1550
Relinquished by/Company: (Signature)	Date/Time:	Received by/Company: (Signature)	Date/Time:

MTJL LAB USE ONLY
Table #:
Acctnum:
Template:
Prelogin:
PM:
PB:

Trip Blank Received: Y N NA
HCL MeOH TSP Other

Non Conformance(s): YES / NO

Page: 1 of: 3

Pace Analytical®

CHAIN-OF-CUSTODY Analytical Request Document

Chain-of-Custody is a LEGAL DOCUMENT - Complete all relevent fields

LAB USE ONLY- Affix Workorder/Login Label Here or List Pace Workorder Number or MTJL Log-in Number Here

ALL SHADED AREAS are for LAB USE ONLY

Company: IWM Consulting

Address: 7428 Rockville Rd

Report To: Brad Gentry

Copy To: Chris Pantes

Customer Project Name/Number: Former Amphitheater Facility

Phone: 317-347-111

Email:

Collected By (print): Garrett Page

Collected By (signature): Garrett Page

Sample Disposal: [X] Dispose as appropriate [ ] Return [ ] Archive: _____ [ ] Hold: _____

Billing Information: SAME

Email To: bgentry@iwmconsult.com

Site Collection Info/Address: 980 Hurricane Rd

State: IN County/City: Johnson / Franklin Time Zone Collected: [ ] PT [ ] MT [ ] CT [X] ET

Site/Facility ID #:

Compliance Monitoring? [ ] Yes [ ] No

Purchase Order #: EPA Assessment

Quote #:

DW PWS ID #:

DW Location Code:

Turnaround Date Required: Standard TAT

Immediately Packed on Ice: [X] Yes [ ] No

Rush: [ ] Same Day [ ] Next Day [ ] 2 Day [ ] 3 Day [ ] 4 Day [ ] 5 Day (Expedite Charges Apply)

Field Filtered (if applicable): [ ] Yes [ ] No

Analysis: _____

Container Preservative Type **

Lab Project Manager:

** Preservative Types: (1) nitric acid, (2) sulfuric acid, (3) hydrochloric acid, (4) sodium hydroxide, (5) zinc acetate, (6) methanol, (7) sodium bisulfate, (8) sodium thiosulfate, (9) hexane, (A) ascorbic acid, (B) ammonium sulfate, (C) ammonium hydroxide, (D) TSP, (U) Unpreserved, (O) Other _____

Analyses

Lab Profile/Line:

Lab Sample Receipt Checklist:

Custody Seals Present/Intact	Y N NA
Custody Signatures Present	Y N NA
Collector Signature Present	Y N NA
Bottles Intact	Y N NA
Correct Bottles	Y N NA
Sufficient Volume	Y N NA
Samples Received on Ice	Y N NA
VOA - Headspace Acceptable	Y N NA
USDA Regulated Soils	Y N NA
Samples in Holding Time	Y N NA
Residual Chlorine Present	Y N NA
Cl Strips: _____	
Sample pH Acceptable	Y N NA
pH Strips: _____	
Sulfide Present	Y N NA
Lead Acetate Strips: _____	

LAB USE ONLY:
Lab Sample # / Comments: SEE S.L.U.R

* Matrix Codes (Insert in Matrix box below): Drinking Water (DW), Ground Water (GW), Wastewater (WW), Product (P), Soil/Solid (SL), Oil (OL), Wipe (WP), Air (AR), Tissue (TS), Bioassay (B), Vapor (V), Other (OT)

Customer Sample ID	Matrix *	Comp / Grab	Collected (or Composite Start) Date	Collected (or Composite Start) Time	Composite End Date	Composite End Time	Res Cl	# of Ctns	VOCs 8260 (Shortlist)	% Moisture	Lab Sample # / Comments
GP-56 SL (15.50-16.00)	SL	G			10/5	10:44		4	X	X	011
GP-56 SL (15.0-15.5) (MS/MSD)						10:47		12			012
GP-57 SL (14.5-15.0)						9:52		4			013
GP-57 SL (21.5-22.0)						10:18		4			014
GP-57 SL (23.0-23.50)						10:14		4			015
GP-57 SL (22.50-23.0)						10:11		4			016
GP-58 SL (14.25-14.75)						13:17		4			017
GP-58 SL (8-10)						13:20		4			018
GP-58 SL (25.75-26.25)						13:53		4			019
GP-58 SL (25.25-25.75)						13:50		4			020

Customer Remarks / Special Conditions / Possible Hazards: Level IV QA/QC J Flags Reported Methylene Chloride 1,1,1-TCA, PCE, TCE, cis-1,2-DCE, trans-1,2,DCE

Shortlist: 1,1-Dichloroethane, 1,2-Dichloroethane

Type of Ice Used: Wet Blue Dry None

Packing Material Used:

Radchem sample(s) screened (<500 cpm): Y N NA

SHORT HOLDS PRESENT (<72 hours): Y N N/A

Lab Tracking #: 2589731

Samples received via: FEDEX UPS Client Courier Pace Courier

Lab Sample Temperature Info:
Temp Blank Received: (Y) N NA
Therm ID#: B
Cooler 1 Temp Upon Receipt: 1.5 oC
Cooler 1 Therm Corr. Factor: 0 oC
Cooler 1 Corrected Temp: 1.5 oC
Comments:

Relinquished by/Company: (Signature)	Date/Time:	Received by/Company: (Signature)	Date/Time:
Garrett Page / IWM	10/5 15:50	[signature]	10/5 1550
Relinquished by/Company: (Signature) Client	10/5/20 1550	Received by/Company: (Signature) C Barnes	10/5/20 1550
Relinquished by/Company: (Signature)	Date/Time:	Received by/Company: (Signature)	Date/Time:

MTJL LAB USE ONLY
Table #:
Acctnum:
Template:
Prelogin:
PM:
PB:

Trip Blank Received: Y N NA
HCL MeOH TSP Other

Non Conformance(s): YES / NO

Page: 2 of: 3

Pace Analytical®

CHAIN-OF-CUSTODY Analytical Request Document

Chain-of-Custody is a LEGAL DOCUMENT - Complete all relevent fields

LAB USE ONLY- Affix Workorder/Login Label Here or List Pace Workorder Number or MTJL Log-in Number Here

ALL SHADED AREAS are for LAB USE ONLY

Company: IWM Consulting	Billing Information: SAME
Address: 7428 Rockville Rd	
Report To: Brad Gantry	Email To: bgantry@iwmconsult.com
Copy To: Chris Parks	Site Collection Info/Address: 980 Hurricane Rd
Customer Project Name/Number: Former Anyhow Facility	State: IN County/City: Johnson/Franklin Time Zone Collected: [ ] PT [ ] MT [ ] CT [X] ET
Phone: 317-347-114 Email:	Site/Facility ID #:
Collected By (print): Garrett Page	Purchase Order #: EPA Assessment Quote #:
Collected By (signature): Garrett Page	Turnaround Date Required: Standard TAT
Sample Disposal: [X] Dispose as appropriate [ ] Return [ ] Archive: ____ [ ] Hold: ____	Rush: [ ] Same Day [ ] Next Day [ ] 2 Day [ ] 3 Day [ ] 4 Day [ ] 5 Day (Expedite Charges Apply)

Compliance Monitoring? [ ] Yes [ ] No

DW PWS ID #:

DW Location Code:

Immediately Packed on Ice: [X] Yes [ ] No

Field Filtered (if applicable): [ ] Yes [ ] No

Analysis: ____

Lab Project Manager:

Container Preservative Type **: 6

** Preservative Types: (1) nitric acid, (2) sulfuric acid, (3) hydrochloric acid, (4) sodium hydroxide, (5) zinc acetate, (6) methanol, (7) sodium bisulfate, (8) sodium thiosulfate, (9) hexane, (A) ascorbic acid, (B) ammonium sulfate, (C) ammonium hydroxide, (D) TSP, (U) Unpreserved, (O) Other ____

Analyses: VOCs 8260 (Shortlist); % Moisture

Lab Profile/Line:

Lab Sample Receipt Checklist:

Custody Seals Present/Intact	Y N NA
Custody Signatures Present	Y N NA
Collector Signature Present	Y N NA
Bottles Intact	Y N NA
Correct Bottles	Y N NA
Sufficient Volume	Y N NA
Samples Received on Ice	Y N NA
VOA - Headspace Acceptable	Y N NA
USDA Regulated Soils	Y N NA
Samples in Holding Time	Y N NA
Residual Chlorine Present	Y N NA
Cl Strips: ____	
Sample pH Acceptable	Y N NA
pH Strips: ____	
Sulfide Present	Y N NA
Lead Acetate Strips: ____	

LAB USE ONLY: Lab Sample # / Comments: SEE SLUR

* Matrix Codes (Insert in Matrix box below): Drinking Water (DW), Ground Water (GW), Wastewater (WW), Product (P), Soil/Solid (SL), Oil (OL), Wipe (WP), Air (AR), Tissue (TS), Bioassay (B), Vapor (V), Other (OT)

Customer Sample ID	Matrix *	Comp / Grab	Collected (or Composite Start) Date	Collected (or Composite Start) Time	Composite End Date	Composite End Time	Res Cl	# of Ctns	VOCs 8260 (Shortlist)	% Moisture	Lab Sample # / Comments
GP-58 SL (25-25.00)	SL	G			10/5	14:00		4	X	X	021
FD-1 SL						—		4		X	022
FD-4 SL						—		4		X	023
TB-1 WT	OT	G				9:30		3			024
EB-1 WT	OT	G				14:02		3			025

Customer Remarks / Special Conditions / Possible Hazards: Level IV QA/QC T Flagged Reported Shortlist on Page 2

Type of Ice Used: Wet Blue Dry None

Packing Material Used:

Radchem sample(s) screened (<500 cpm): Y N NA

SHORT HOLDS PRESENT (<72 hours): Y N N/A

Lab Tracking #: 2535099

Samples received via: FEDEX UPS Client Courier Pace Courier

Lab Sample Temperature Info:
Temp Blank Received: [X] N NA
Therm ID#: B
Cooler 1 Temp Upon Receipt: 1.5 oC
Cooler 1 Therm Corr. Factor: 0 oC
Cooler 1 Corrected Temp: 1.5 oC
Comments:

Relinquished by/Company: (Signature)	Date/Time:	Received by/Company: (Signature)	Date/Time:
Garrett Page / IWM	10/5 15:50	[signature]	10/5/20 1550
Client	10/5/20 1550	C Burnes	10/5/20 1550

MTJL LAB USE ONLY
Table #:
Acctnum:
Template:
Prelogin:
PM:
PB:

Trip Blank Received: Y N NA
HCL MeOH TSP Other

Non Conformance(s): YES / NO

Page: 3 of: 3

F-IN-Q-290-rev.19,23Jul2020

Pace Analytical

SAMPLE CONDITION UPON RECEIPT FORM

Date/Time and Initials of person examining contents: CSB 10/5/20 1630

Courier: Fed Ex UPS Client Pace USPS Other _____

Custody Seal on Cooler/Box Present: Yes No **(If yes)Seals Intact:** Yes No **(leave blank if no seals were present)**

Packing Material: Bubble Wrap Bubble Bags None Other _____

Thermometer: 1 2 3 4 5 6 A B C D E F **Ice Type:** Wet Blue None

Cooler Temperature: 1.6 / 1.6 **If temp. is over 6°C or under 0°C, was the PM notified?:** Yes No

Temp should be above freezing to 6°C (Initial/Corrected)

All discrepancies will be written out in the comments section below.

	Yes	No
Are samples from West Virginia? Document any containers out of temp.		✓
USDA Regulated Soils? (HI, ID, NY, WA, OR,CA, NM, TX, OK, AR, LA, TN, AL, MS, NC, SC, GA, FL, or Puerto Rico)		✓
Short Hold Time Analysis (48 hours or less)? Analysis: T.C.	✓	
Time 5035A TC placed in Freezer or Short Holds To Lab	Time: 1800	
Rush TAT Requested (4 days or less):		✓
Custody Signatures Present?	✓	
Containers Intact?:	✓	
Sample Label (IDs/Dates/Times) Match COC?: Except TCs, which only require sample ID	✓ MB 10/5/20	✓
Extra labels on Terracore Vials? (soils only)		✓

	Yes	No	N/A
All containers needing acid/base pres. Have been CHECKED?: **exceptions: VOA, coliform, LLHg, O&G, and any container with a septum cap or preserved with HCl.** **Circle: HNO3 (<2) H2SO4 (<2) NaOH (>10) NaOH/ZnAc (>9)** Any non-conformance to pH recommendations will be noted on the container count form			✓
	Present	Absent	N/A
Residual Chlorine Check (SVOC 625 Pest/PCB 608)			✓
Residual Chlorine Check (Total/Amenable/Free Cyanide)			✓
Headspace Wisconsin Sulfide?		✓	
Headspace in VOA Vials (>6mm):	✓		
Trip Blank Present?	✓		
Trip Blank Custody Seals?:			

COMMENTS: vials = 58 (25-25.50) but coc = 58 (25-25.00) MB 10/5/20

Sample 021 identified as GP-58 SL (24.50-25.00) per Chris Parks (email) - SAB 10/27/20

COC PAGE 1 of ____

Sample Container Count

Sample Line Item	WGFU	SBS DI BX Kit R	DG9H VG9H	VOA VIAL HS (>6mm)	VG9U	DG9U	DG9T	AG0U	AG1H	AG1U	AG3S	AG3C	BP1U	BP1N	BP2U	BP3U	BP3N	BP3F	BP3S	BP3B	BP3Z	CG3H				Matrix	pH <2	pH >9	pH>10
1		4																								WT			
2		↓																								↓			
3																													
4																													
5																													
6																													
7																													
8																													
9																													
10																													
11		4																											
12		13																								WT			

10/5/20

Container Codes

Glass

DG9B	40mL Na Bisulfate amber vial	AG0U	100mL unpres amber glass
DG9H	40mL HCl amber voa vial	AG1H	1L HCl amber glass
DG9M	40mL MeOH clear vial	AG1S	1L H2SO4 amber glass
DG9P	40mL TSP amber vial	AG1T	1L Na Thiosulfate amber glass
DG9S	40mL H2SO4 amber vial	AG1U	1liter unpres amber glass
DG9T	40mL Na Thio amber vial	AG2N	500mL HNO3 amber glass
DG9U	40mL unpreserved **amber** vial	AG2S	500mL H2SO4 amber glass
VG9H	40mL HCl clear vial	AG2U	500mL unpres amber glass
VG9T	40mL Na Thio. clear vial	AG3S	250mL H2SO4 amber glass
VG9U	40mL unpreserved **clear** vial	AG3U	250mL unpres amber glass
VGFX	40mL w/hexane wipe vial	AG3C	250mL NaOH amber glass
VSG	Headspace septa vial & HCl	BG1H	1L HCl clear glass
WGKU	8oz unpreserved clear jar	BG1S	1L H2SO4 clear glass
WGFU	4oz clear soil jar	BG1T	1L Na Thiosulfate clear glass
JGFU	4oz unpreserved amber wide	BG1U	1L unpreserved glass
CG3H	250mL clear glass HCl	BG3H	250mL HCl Clear Glass

Plastic / Misc.

BG3U	250mL Unpres Clear Glass
BP1A	1L NaOH, Asc Acid plastic
BP1N	1L HNO3 plastic
BP1S	1L H2SO4 plastic
BP1U	1L unpreserved plastic
BP1Z	1L NaOH, Zn, Ac
BP2A	500mL NaOH, Asc Acid plastic
BP2N	500mL HNO3 plastic
BP2O	500mL NaOH plastic
BP2S	500mL H2SO4 plastic
BP2U	500mL unpreserved plastic
BP2Z	500mL NaOH, Zn Ac
BP3B	250mL NaOH plastic
BP3N	250mL HNO3 plastic
BP3F	250mL HNO3 plastic (field filtered)
BP3U	250mL unpreserved plastic
BP3S	250mL H2SO4 plastic
BP3Z	250mL NaOH, Zn Ac plastic

AF	Air Filter
C	Air Cassettes
R	Terra core kit
SP5T	120mL Coliform Na Thiosulfate
U	Summa Can
ZPLC	Ziploc Bag

WT	Water
SL	Solid
NAL	Non-aqueous liquid
WP	Wipe

COC PAGE 2 of 3

Sample Container Count

Sample Line Item	WGFU	SBS / Kit R	DG9H / VG9H	VOA VIAL HS (>6mm)	VG9U	DG9U	DG9T	AG0U	AG1H	AG1U	AG3S	AG3C	BP1U	BP1N	BP2U	BP3U	BP3N	BP3F	BP3S	BP3B	BP3Z	CG3H				Matrix	pH <2	pH >9	pH>10
1		4																								WT			
2																													
3																													
4																													
5																													
6																													
7																													
8		4																								WT			
9		4																											
10		4																											
11		4																											
12		~~3~~ CGB	3																							WT			

Container Codes

Glass

DG9B	40mL Na Bisulfate amber vial	AG0U	100mL unpres amber glass
DG9H	40mL HCl amber voa vial	AG1H	1L HCl amber glass
DG9M	40mL MeOH clear vial	AG1S	1L H2SO4 amber glass
DG9P	40mL TSP amber vial	AG1T	1L Na Thiosulfate amber glass
DG9S	40mL H2SO4 amber vial	AG1U	1liter unpres amber glass
DG9T	40mL Na Thio amber vial	AG2N	500mL HNO3 amber glass
DG9U	40mL unpreserved **amber** vial	AG2S	500mL H2SO4 amber glass
VG9H	40mL HCl clear vial	AG2U	500mL unpres amber glass
VG9T	40mL Na Thio. clear vial	AG3S	250mL H2SO4 amber glass
VG9U	40mL unpreserved **clear** vial	AG3U	250mL unpres amber glass
VGFX	40mL w/hexane wipe vial	AG3C	250mL NaOH amber glass
VSG	Headspace septa vial & HCl	BG1H	1L HCl clear glass
WGKU	8oz unpreserved clear jar	BG1S	1L H2SO4 clear glass
WGFU	4oz clear soil jar	BG1T	1L Na Thiosulfate clear glass
JGFU	4oz unpreserved amber wide	BG1U	1L unpreserved glass
CG3H	250mL clear glass HCl	BG3H	250mL HCl Clear Glass

Plastic / Misc.

BG3U	250mL Unpres Clear Glass
BP1A	1L NaOH, Asc Acid plastic
BP1N	1L HNO3 plastic
BP1S	1L H2SO4 plastic
BP1U	1L unpreserved plastic
BP1Z	1L NaOH, Zn, Ac
BP2A	500mL NaOH, Asc Acid plastic
BP2N	500mL HNO3 plastic
BP2O	500mL NaOH plastic
BP2S	500mL H2SO4 plastic
BP2U	500mL unpreserved plastic
BP2Z	500mL NaOH, Zn Ac
BP3B	250mL NaOH plastic
BP3N	250mL HNO3 plastic
BP3F	250mL HNO3 plastic (field filtered)

BP3U	250mL unpreserved plastic
BP3S	250mL H2SO4 plastic
BP3Z	250mL NaOH, Zn Ac plastic

AF	Air Filter
C	Air Cassettes
R	Terra core kit
SP5T	120mL Coliform Na Thiosulfate
U	Summa Can
ZPLC	Ziploc Bag

WT	Water
SL	Solid
NAL	Non-aqueous liquid
WP	Wipe

F-IN-Q-270-rev.12,11Aug2020

COC PAGE 3 of 3

Sample Container Count

Sample Line Item	WGFU	SBS DI BK Kit R	DG9H VG9T	VOA VIAL HS (>6mm)	VG9U	DG9U	DG9T	AG0U	AG1H	AG1U	AG3S	AG3C	BP1U	BP1N	BP2U	BP3U	BP3N	BP3F	BP3S	BP3B	BP3Z	CG3H				Matrix	pH <2	pH >9	pH>10
1			3																							WT			
2																													
3																													
4																													
5																													
6																													
7																													
8																													
9																													
10																													
11																													
12																													

Container Codes

Glass

DG9B	40mL Na Bisulfate amber vial	AG0U	100mL unpres amber glass
DG9H	40mL HCl amber voa vial	AG1H	1L HCl amber glass
DG9M	40mL MeOH clear vial	AG1S	1L H2SO4 amber glass
DG9P	40mL TSP amber vial	AG1T	1L Na Thiosulfate amber glass
DG9S	40mL H2SO4 amber vial	AG1U	1liter unpres amber glass
DG9T	40mL Na Thio amber vial	AG2N	500mL HNO3 amber glass
DG9U	40mL unpreserved **amber** vial	AG2S	500mL H2SO4 amber glass
VG9H	40mL HCl clear vial	AG2U	500mL unpres amber glass
VG9T	40mL Na Thio. clear vial	AG3S	250mL H2SO4 amber glass
VG9U	40mL unpreserved **clear** vial	AG3U	250mL unpres amber glass
VGFX	40mL w/hexane wipe vial	AG3C	250mL NaOH amber glass
VSG	Headspace septa vial & HCl	BG1H	1L HCl clear glass
WGKU	8oz unpreserved clear jar	BG1S	1L H2SO4 clear glass
WGFU	4oz clear soil jar	BG1T	1L Na Thiosulfate clear glass
JGFU	4oz unpreserved amber wide	BG1U	1L unpreserved glass
CG3H	250mL clear glass HCl	BG3H	250mL HCl Clear Glass

Plastic / Misc.

BG3U	250mL Unpres Clear Glass
BP1A	1L NaOH, Asc Acid plastic
BP1N	1L HNO3 plastic
BP1S	1L H2SO4 plastic
BP1U	1L unpreserved plastic
BP1Z	1L NaOH, Zn, Ac
BP2A	500mL NaOH, Asc Acid plastic
BP2N	500mL HNO3 plastic
BP2O	500mL NaOH plastic
BP2S	500mL H2SO4 plastic
BP2U	500mL unpreserved plastic
BP2Z	500mL NaOH, Zn Ac
BP3B	250mL NaOH plastic
BP3N	250mL HNO3 plastic
BP3F	250mL HNO3 plastic (field filtered)
BP3U	250mL unpreserved plastic
BP3S	250mL H2SO4 plastic
BP3Z	250mL NaOH, Zn Ac plastic

AF	Air Filter
C	Air Cassettes
R	Terra core kit
SP5T	120mL Coliform Na Thiosulfate
U	Summa Can
ZPLC	Ziploc Bag

WT	Water
SL	Solid
NAL	Non-aqueous liquid
WP	Wipe

Pace Analytical Services, LLC
7726 Moller Road
Indianapolis, IN 46268
(317)228-3100

January 20, 2021

Mr. Chris Newell
IWM Consulting
7428 Rockville Road
Indianapolis, IN 46214

RE: Project: Amphenol
Pace Project No.: 50277692

Dear Mr. Newell:

Enclosed are the analytical results for sample(s) received by the laboratory on January 13, 2021. The results relate only to the samples included in this report. Results reported herein conform to the applicable TNI/NELAC Standards and the laboratory's Quality Manual, where applicable, unless otherwise noted in the body of the report.

The test results provided in this final report were generated by each of the following laboratories within the Pace Network:

- Pace Analytical Services - Indianapolis

Revised report replaces report dated 01/19/21. Client requested MDL/J flag reporting. 012021hmp

If you have any questions concerning this report, please feel free to contact me.

Sincerely,

Heather Patterson
heather.patterson@pacelabs.com
(317)228-3100
Project Manager

Enclosures

cc: Mr. Brad Gentry, IWM Consulting
Mr. Chris Parks, IWM Consulting Group

This report shall not be reproduced, except in full,
without the written consent of Pace Analytical Services, LLC.

Pace Analytical Services, LLC
7726 Moller Road
Indianapolis, IN 46268
(317)228-3100

CERTIFICATIONS

Project:	Amphenol
Pace Project No.:	50277692

Pace Analytical Services Indianapolis

7726 Moller Road, Indianapolis, IN 46268
Illinois Accreditation #: 200074
Indiana Drinking Water Laboratory #: C-49-06
Kansas/TNI Certification #: E-10177
Kentucky UST Agency Interest #: 80226
Kentucky WW Laboratory ID #: 98019
Michigan Drinking Water Laboratory #9050
Ohio VAP Certified Laboratory #: CL0065
Oklahoma Laboratory #: 9204
Texas Certification #: T104704355
Wisconsin Laboratory #: 999788130
USDA Soil Permit #: P330-19-00257

This report shall not be reproduced, except in full,
without the written consent of Pace Analytical Services, LLC.

Pace Analytical Services, LLC
7726 Moller Road
Indianapolis, IN 46268
(317)228-3100

SAMPLE SUMMARY

Project: Amphenol
Pace Project No.: 50277692

Lab ID	Sample ID	Matrix	Date Collected	Date Received
50277692001	**GP-59 SL(13.75'-14.25')**	Solid	01/12/21 17:50	01/13/21 12:55
50277692002	**GP-59 SL(14.50'-15.00')**	Solid	01/12/21 17:55	01/13/21 12:55
50277692003	**GP-59 SL(24.50'-25.00')**	Solid	01/12/21 18:05	01/13/21 12:55
50277692004	**GP-59 SL(25.00'-25.50')**	Solid	01/12/21 18:30	01/13/21 12:55
50277692005	**GP-59 SL(26.00'-26.50')**	Solid	01/12/21 18:35	01/13/21 12:55
50277692006	**GP-60 SL(14.75'-15.25')**	Solid	01/12/21 19:30	01/13/21 12:55
50277692007	**GP-60 SL(18.75'-19.25')**	Solid	01/12/21 19:35	01/13/21 12:55
50277692008	**GP-60 SL(23.50'-24.00')**	Solid	01/12/21 19:50	01/13/21 12:55
50277692009	**GP-60 SL(24.00'-24.50')**	Solid	01/12/21 19:55	01/13/21 12:55
50277692010	**GP-61 SL(2.75'-3.25')**	Solid	01/12/21 20:15	01/13/21 12:55
50277692011	**GP-61 SL(12.50'-13.00')**	Solid	01/12/21 20:20	01/13/21 12:55
50277692012	**GP-61 SL(23.00'-23.50')**	Solid	01/12/21 20:35	01/13/21 12:55
50277692013	**GP-61 SL(23.50'-24.00')**	Solid	01/12/21 20:40	01/13/21 12:55
50277692014	**GP-62 SL(2.75'-3.25')**	Solid	01/12/21 21:45	01/13/21 12:55
50277692015	**GP-62 SL(17.75'-18.25')**	Solid	01/12/21 21:50	01/13/21 12:55
50277692016	**GP-62 SL(23.50'-24.00')**	Solid	01/12/21 22:20	01/13/21 12:55
50277692017	**GP-62 SL(24.00'-24.50')**	Solid	01/12/21 22:25	01/13/21 12:55
50277692018	**GP-63 SL(14.50'-15.00')**	Solid	01/12/21 23:02	01/13/21 12:55
50277692019	**GP-63 SL(15.75'-16.25')**	Solid	01/12/21 23:10	01/13/21 12:55
50277692020	**GP-63 SL(23.75'-24.25')**	Solid	01/12/21 23:00	01/13/21 12:55
50277692021	**GP-63 SL(24.25'-24.75')**	Solid	01/12/21 23:05	01/13/21 12:55
50277692022	**GP-64 SL(15.75'-16.25')**	Solid	01/13/21 00:50	01/13/21 12:55
50277692023	**GP-64 SL(23.50'-24.00')**	Solid	01/13/21 01:10	01/13/21 12:55
50277692024	**GP-64 SL(24.00'-24.50')**	Solid	01/13/21 01:15	01/13/21 12:55
50277692025	**GP-64 SL(24.50'-25.00')**	Solid	01/13/21 01:20	01/13/21 12:55
50277692026	**FD-1 SL**	Solid	01/12/21 08:00	01/13/21 12:55
50277692027	**FD-2 SL**	Solid	01/12/21 08:00	01/13/21 12:55
50277692028	**FD-3 SL**	Solid	01/13/21 08:00	01/13/21 12:55
50277692029	**TB-1 WT**	Water	01/12/21 08:00	01/13/21 12:55
50277692030	**EB-1 WT**	Water	01/13/21 02:40	01/13/21 12:55

This report shall not be reproduced, except in full,
without the written consent of Pace Analytical Services, LLC.

Pace Analytical Services, LLC
7726 Moller Road
Indianapolis, IN 46268
(317)228-3100

SAMPLE ANALYTE COUNT

Project: Amphenol
Pace Project No.: 50277692

Lab ID	Sample ID	Method	Analysts	Analytes Reported	Laboratory
50277692001	**GP-59 SL(13.75'-14.25')**	EPA 8260	TMW	12	PASI-I
		SM 2540G	SLB	1	PASI-I
50277692002	**GP-59 SL(14.50'-15.00')**	EPA 8260	TMW	12	PASI-I
		SM 2540G	SLB	1	PASI-I
50277692003	**GP-59 SL(24.50'-25.00')**	EPA 8260	TMW	12	PASI-I
		SM 2540G	SLB	1	PASI-I
50277692004	**GP-59 SL(25.00'-25.50')**	EPA 8260	TMW	12	PASI-I
		SM 2540G	SLB	1	PASI-I
50277692005	**GP-59 SL(26.00'-26.50')**	EPA 8260	TMW	12	PASI-I
		SM 2540G	SLB	1	PASI-I
50277692006	**GP-60 SL(14.75'-15.25')**	EPA 8260	TMW	12	PASI-I
		SM 2540G	SLB	1	PASI-I
50277692007	**GP-60 SL(18.75'-19.25')**	EPA 8260	TMW	12	PASI-I
		SM 2540G	SLB	1	PASI-I
50277692008	**GP-60 SL(23.50'-24.00')**	EPA 8260	TMW	12	PASI-I
		SM 2540G	SLB	1	PASI-I
50277692009	**GP-60 SL(24.00'-24.50')**	EPA 8260	TMW	12	PASI-I
		SM 2540G	SLB	1	PASI-I
50277692010	**GP-61 SL(2.75'-3.25')**	EPA 8260	TMW	12	PASI-I
		SM 2540G	SLB	1	PASI-I
50277692011	**GP-61 SL(12.50'-13.00')**	EPA 8260	TMW	12	PASI-I
		SM 2540G	SLB	1	PASI-I
50277692012	**GP-61 SL(23.00'-23.50')**	EPA 8260	TMW	12	PASI-I
		SM 2540G	SLB	1	PASI-I
50277692013	**GP-61 SL(23.50'-24.00')**	EPA 8260	TMW	12	PASI-I
		SM 2540G	SLB	1	PASI-I
50277692014	**GP-62 SL(2.75'-3.25')**	EPA 8260	TMW	12	PASI-I
		SM 2540G	SLB	1	PASI-I
50277692015	**GP-62 SL(17.75'-18.25')**	EPA 8260	TMW	12	PASI-I
		SM 2540G	SLB	1	PASI-I
50277692016	**GP-62 SL(23.50'-24.00')**	EPA 8260	TMW	12	PASI-I
		SM 2540G	SLB	1	PASI-I
50277692017	**GP-62 SL(24.00'-24.50')**	EPA 8260	TMW	12	PASI-I
		SM 2540G	SLB	1	PASI-I
50277692018	**GP-63 SL(14.50'-15.00')**	EPA 8260	TMW	12	PASI-I
		SM 2540G	SLB	1	PASI-I
50277692019	**GP-63 SL(15.75'-16.25')**	EPA 8260	TMW	12	PASI-I

This report shall not be reproduced, except in full,
without the written consent of Pace Analytical Services, LLC.

Pace Analytical Services, LLC
7726 Moller Road
Indianapolis, IN 46268
(317)228-3100

SAMPLE ANALYTE COUNT

Project: Amphenol
Pace Project No.: 50277692

Lab ID	Sample ID	Method	Analysts	Analytes Reported	Laboratory
		SM 2540G	SLB	1	PASI-I
50277692020	**GP-63 SL(23.75'-24.25')**	EPA 8260	TMW	12	PASI-I
		SM 2540G	SLB	1	PASI-I
50277692021	**GP-63 SL(24.25'-24.75')**	EPA 8260	TMW	12	PASI-I
		SM 2540G	SLB	1	PASI-I
50277692022	**GP-64 SL(15.75'-16.25')**	EPA 8260	TMW	12	PASI-I
		SM 2540G	SLB	1	PASI-I
50277692023	**GP-64 SL(23.50'-24.00')**	EPA 8260	TMW	12	PASI-I
		SM 2540G	SLB	1	PASI-I
50277692024	**GP-64 SL(24.00'-24.50')**	EPA 8260	TMW	12	PASI-I
		SM 2540G	SLB	1	PASI-I
50277692025	**GP-64 SL(24.50'-25.00')**	EPA 8260	TMW	12	PASI-I
		SM 2540G	SLB	1	PASI-I
50277692026	**FD-1 SL**	EPA 8260	TMW	12	PASI-I
		SM 2540G	SLB	1	PASI-I
50277692027	**FD-2 SL**	EPA 8260	TMW	12	PASI-I
		SM 2540G	SLB	1	PASI-I
50277692028	**FD-3 SL**	EPA 8260	TMW	12	PASI-I
		SM 2540G	SLB	1	PASI-I
50277692029	**TB-1 WT**	EPA 8260	ZAH	12	PASI-I
50277692030	**EB-1 WT**	EPA 8260	ZAH	12	PASI-I

PASI-I = Pace Analytical Services - Indianapolis

This report shall not be reproduced, except in full,
without the written consent of Pace Analytical Services, LLC.

Pace Analytical Services, LLC
7726 Moller Road
Indianapolis, IN 46268
(317)228-3100

SUMMARY OF DETECTION

Project: Amphenol
Pace Project No.: 50277692

Lab Sample ID / Method	Client Sample ID / Parameters	Result	Units	Report Limit	Analyzed	Qualifiers
50277692001	**GP-59 SL(13.75'-14.25')**					
EPA 8260	Tetrachloroethene	0.025	mg/kg	0.0057	01/19/21 11:29	
EPA 8260	Trichloroethene	0.0027J	mg/kg	0.0053	01/14/21 18:08	
SM 2540G	Percent Moisture	5.2	%	0.10	01/15/21 13:23	N2
50277692002	**GP-59 SL(14.50'-15.00')**					
EPA 8260	Tetrachloroethene	0.031	mg/kg	0.0058	01/19/21 05:47	
EPA 8260	Trichloroethene	0.0024J	mg/kg	0.0047	01/14/21 18:43	
SM 2540G	Percent Moisture	7.3	%	0.10	01/15/21 13:24	N2
50277692003	**GP-59 SL(24.50'-25.00')**					
EPA 8260	1,1,1-Trichloroethane	0.0020J	mg/kg	0.0054	01/14/21 19:17	
SM 2540G	Percent Moisture	13.4	%	0.10	01/15/21 13:24	N2
50277692004	**GP-59 SL(25.00'-25.50')**					
SM 2540G	Percent Moisture	6.7	%	0.10	01/15/21 13:24	N2
50277692005	**GP-59 SL(26.00'-26.50')**					
EPA 8260	Methylene Chloride	0.0035J	mg/kg	0.021	01/14/21 20:26	
SM 2540G	Percent Moisture	6.5	%	0.10	01/15/21 13:24	N2
50277692006	**GP-60 SL(14.75'-15.25')**					
EPA 8260	Tetrachloroethene	0.10	mg/kg	0.0060	01/19/21 06:12	
EPA 8260	1,1,1-Trichloroethane	0.0034J	mg/kg	0.0055	01/14/21 21:01	
EPA 8260	Trichloroethene	0.0050J	mg/kg	0.0055	01/14/21 21:01	
SM 2540G	Percent Moisture	8.1	%	0.10	01/15/21 13:24	N2
50277692007	**GP-60 SL(18.75'-19.25')**					
EPA 8260	1,1,1-Trichloroethane	0.0019J	mg/kg	0.0049	01/14/21 21:34	
SM 2540G	Percent Moisture	15.8	%	0.10	01/15/21 13:24	N2
50277692008	**GP-60 SL(23.50'-24.00')**					
EPA 8260	1,1,1-Trichloroethane	0.0058	mg/kg	0.0051	01/14/21 22:09	
SM 2540G	Percent Moisture	15.1	%	0.10	01/15/21 13:24	N2
50277692009	**GP-60 SL(24.00'-24.50')**					
EPA 8260	1,1,1-Trichloroethane	0.0072	mg/kg	0.0058	01/14/21 22:44	
SM 2540G	Percent Moisture	8.6	%	0.10	01/15/21 13:25	N2
50277692010	**GP-61 SL(2.75'-3.25')**					
EPA 8260	Tetrachloroethene	0.022	mg/kg	0.0047	01/19/21 05:23	
EPA 8260	1,1,1-Trichloroethane	0.00078J	mg/kg	0.0047	01/19/21 05:23	
EPA 8260	Trichloroethene	0.0033J	mg/kg	0.0047	01/19/21 05:23	
SM 2540G	Percent Moisture	13.1	%	0.10	01/15/21 13:25	N2
50277692011	**GP-61 SL(12.50'-13.00')**					
EPA 8260	Tetrachloroethene	0.071	mg/kg	0.0046	01/19/21 01:18	
EPA 8260	1,1,1-Trichloroethane	0.0019J	mg/kg	0.0046	01/19/21 01:18	
EPA 8260	Trichloroethene	0.0037J	mg/kg	0.0046	01/19/21 01:18	
SM 2540G	Percent Moisture	3.2	%	0.10	01/15/21 13:25	N2

This report shall not be reproduced, except in full,
without the written consent of Pace Analytical Services, LLC.

Pace Analytical Services, LLC
7726 Moller Road
Indianapolis, IN 46268
(317)228-3100

SUMMARY OF DETECTION

Project: Amphenol
Pace Project No.: 50277692

Lab Sample ID / Method	Client Sample ID / Parameters	Result	Units	Report Limit	Analyzed	Qualifiers
50277692012	**GP-61 SL(23.00'-23.50')**					
EPA 8260	1,1,1-Trichloroethane	0.0067	mg/kg	0.0055	01/19/21 01:42	
EPA 8260	Trichloroethene	0.0022J	mg/kg	0.0055	01/19/21 01:42	
SM 2540G	Percent Moisture	10.6	%	0.10	01/15/21 13:25	N2
50277692013	**GP-61 SL(23.50'-24.00')**					
EPA 8260	1,1-Dichloroethane	0.0030J	mg/kg	0.0042	01/15/21 05:55	
SM 2540G	Percent Moisture	8.2	%	0.10	01/15/21 13:25	N2
50277692014	**GP-62 SL(2.75'-3.25')**					
EPA 8260	Tetrachloroethene	0.024	mg/kg	0.0049	01/19/21 02:07	
EPA 8260	1,1,1-Trichloroethane	0.00068J	mg/kg	0.0049	01/19/21 02:07	
EPA 8260	Trichloroethene	0.00075J	mg/kg	0.0049	01/19/21 02:07	
SM 2540G	Percent Moisture	15.8	%	0.10	01/15/21 13:26	N2
50277692015	**GP-62 SL(17.75'-18.25')**					
EPA 8260	Tetrachloroethene	0.0037J	mg/kg	0.0049	01/19/21 02:32	
EPA 8260	1,1,1-Trichloroethane	0.00063J	mg/kg	0.0049	01/19/21 02:32	
SM 2540G	Percent Moisture	10.7	%	0.10	01/15/21 13:26	N2
50277692016	**GP-62 SL(23.50'-24.00')**					
EPA 8260	1,1,1-Trichloroethane	0.0057J	mg/kg	0.0060	01/19/21 02:56	
EPA 8260	Trichloroethene	0.0030J	mg/kg	0.0060	01/19/21 02:56	
SM 2540G	Percent Moisture	14.4	%	0.10	01/15/21 13:26	N2
50277692017	**GP-62 SL(24.00'-24.50')**					
EPA 8260	1,1-Dichloroethane	0.0014J	mg/kg	0.0053	01/19/21 03:20	
EPA 8260	Tetrachloroethene	0.00054J	mg/kg	0.0053	01/19/21 03:20	
EPA 8260	1,1,1-Trichloroethane	0.0078	mg/kg	0.0053	01/19/21 03:20	
EPA 8260	Trichloroethene	0.00032J	mg/kg	0.0053	01/19/21 03:20	
SM 2540G	Percent Moisture	7.3	%	0.10	01/15/21 13:26	N2
50277692018	**GP-63 SL(14.50'-15.00')**					
EPA 8260	Tetrachloroethene	0.88	mg/kg	0.24	01/19/21 04:58	
EPA 8260	1,1,1-Trichloroethane	0.0045J	mg/kg	0.0046	01/15/21 01:36	
EPA 8260	Trichloroethene	0.017	mg/kg	0.0046	01/15/21 01:36	
SM 2540G	Percent Moisture	4.1	%	0.10	01/15/21 13:26	N2
50277692019	**GP-63 SL(15.75'-16.25')**					
EPA 8260	Tetrachloroethene	0.025	mg/kg	0.0046	01/19/21 06:36	
EPA 8260	Trichloroethene	0.0026J	mg/kg	0.0046	01/15/21 02:11	
SM 2540G	Percent Moisture	9.9	%	0.10	01/15/21 13:26	N2
50277692020	**GP-63 SL(23.75'-24.25')**					
EPA 8260	Tetrachloroethene	0.0030J	mg/kg	0.0056	01/15/21 02:45	
EPA 8260	1,1,1-Trichloroethane	0.0061	mg/kg	0.0051	01/19/21 07:01	
EPA 8260	Trichloroethene	0.0046J	mg/kg	0.0056	01/15/21 02:45	
SM 2540G	Percent Moisture	11.2	%	0.10	01/15/21 13:26	N2
50277692021	**GP-63 SL(24.25'-24.75')**					
EPA 8260	Methylene Chloride	0.0043J	mg/kg	0.021	01/15/21 03:20	
EPA 8260	1,1,1-Trichloroethane	0.0092	mg/kg	0.0047	01/19/21 07:25	

This report shall not be reproduced, except in full,
without the written consent of Pace Analytical Services, LLC.

Pace Analytical Services, LLC
7726 Moller Road
Indianapolis, IN 46268
(317)228-3100

SUMMARY OF DETECTION

Project: Amphenol
Pace Project No.: 50277692

Lab Sample ID / Method	Client Sample ID / Parameters	Result	Units	Report Limit	Analyzed	Qualifiers
50277692021	**GP-63 SL(24.25'-24.75')**					
SM 2540G	Percent Moisture	7.2	%	0.10	01/15/21 13:33	N2
50277692022	**GP-64 SL(15.75'-16.25')**					
EPA 8260	Methylene Chloride	0.0027J	mg/kg	0.017	01/15/21 03:54	
EPA 8260	Tetrachloroethene	0.020	mg/kg	0.0045	01/19/21 07:49	
SM 2540G	Percent Moisture	9.0	%	0.10	01/15/21 13:34	N2
50277692023	**GP-64 SL(23.50'-24.00')**					
EPA 8260	Tetrachloroethene	279	mg/kg	10.7	01/19/21 03:45	
EPA 8260	1,1,1-Trichloroethane	2.2J	mg/kg	10.7	01/19/21 03:45	
EPA 8260	Trichloroethene	6.9J	mg/kg	10.7	01/19/21 03:45	
SM 2540G	Percent Moisture	14.5	%	0.10	01/15/21 13:34	N2
50277692024	**GP-64 SL(24.00'-24.50')**					
EPA 8260	Tetrachloroethene	14.7	mg/kg	4.6	01/19/21 04:09	
EPA 8260	1,1,1-Trichloroethane	0.52J	mg/kg	4.6	01/19/21 04:09	
EPA 8260	Trichloroethene	15.9	mg/kg	4.6	01/19/21 04:09	
SM 2540G	Percent Moisture	9.9	%	0.10	01/15/21 13:34	N2
50277692025	**GP-64 SL(24.50'-25.00')**					
EPA 8260	1,1-Dichloroethane	0.026	mg/kg	0.0045	01/15/21 04:29	
EPA 8260	Methylene Chloride	0.0024J	mg/kg	0.018	01/15/21 04:29	
EPA 8260	Tetrachloroethene	0.061	mg/kg	0.0045	01/19/21 08:14	
EPA 8260	Trichloroethene	0.011	mg/kg	0.0045	01/15/21 04:29	
SM 2540G	Percent Moisture	9.0	%	0.10	01/15/21 13:34	N2
50277692026	**FD-1 SL**					
EPA 8260	Methylene Chloride	0.0033J	mg/kg	0.024	01/15/21 05:04	
SM 2540G	Percent Moisture	13.9	%	0.10	01/15/21 13:34	N2
50277692027	**FD-2 SL**					
EPA 8260	Methylene Chloride	0.0042J	mg/kg	0.025	01/15/21 05:38	
EPA 8260	1,1,1-Trichloroethane	0.018	mg/kg	0.0062	01/19/21 08:38	
SM 2540G	Percent Moisture	7.2	%	0.10	01/15/21 13:34	N2
50277692028	**FD-3 SL**					
EPA 8260	Tetrachloroethene	24.0	mg/kg	4.2	01/19/21 04:34	
EPA 8260	1,1,1-Trichloroethane	0.43J	mg/kg	4.2	01/19/21 04:34	
EPA 8260	Trichloroethene	11.8	mg/kg	4.2	01/19/21 04:34	
SM 2540G	Percent Moisture	9.4	%	0.10	01/15/21 13:34	N2
50277692029	**TB-1 WT**					
EPA 8260	Methylene Chloride	1.5J	ug/L	5.0	01/14/21 14:27	

This report shall not be reproduced, except in full,
without the written consent of Pace Analytical Services, LLC.

Pace Analytical Services, LLC
7726 Moller Road
Indianapolis, IN 46268
(317)228-3100

ANALYTICAL RESULTS

Project: Amphenol
Pace Project No.: 50277692

Sample: GP-59 SL(13.75'-14.25') **Lab ID: 50277692001** Collected: 01/12/21 17:50 Received: 01/13/21 12:55 Matrix: Solid

Results reported on a "dry weight" basis and are adjusted for percent moisture, sample size and any dilutions.

Parameters	Results	Units	Report Limit	MDL	DF	Prepared	Analyzed	CAS No.	Qual
8260 MSV 5035A VOA	Analytical Method: EPA 8260								
	Pace Analytical Services - Indianapolis								
1,1-Dichloroethane	ND	mg/kg	0.0053	0.00067	1		01/14/21 18:08	75-34-3	
1,2-Dichloroethane	ND	mg/kg	0.0053	0.00080	1		01/14/21 18:08	107-06-2	
cis-1,2-Dichloroethene	ND	mg/kg	0.0053	0.0011	1		01/14/21 18:08	156-59-2	
trans-1,2-Dichloroethene	ND	mg/kg	0.0053	0.00088	1		01/14/21 18:08	156-60-5	
Methylene Chloride	ND	mg/kg	0.021	0.0025	1		01/14/21 18:08	75-09-2	
Tetrachloroethene	**0.025**	mg/kg	0.0057	0.00034	1		01/19/21 11:29	127-18-4	
1,1,1-Trichloroethane	ND	mg/kg	0.0053	0.00063	1		01/14/21 18:08	71-55-6	
Trichloroethene	**0.0027J**	mg/kg	0.0053	0.0010	1		01/14/21 18:08	79-01-6	
Vinyl chloride	ND	mg/kg	0.0053	0.00030	1		01/14/21 18:08	75-01-4	
Surrogates									
Dibromofluoromethane (S)	120	%.	73-133		1		01/14/21 18:08	1868-53-7	
Toluene-d8 (S)	101	%.	73-130		1		01/14/21 18:08	2037-26-5	
4-Bromofluorobenzene (S)	82	%.	55-129		1		01/14/21 18:08	460-00-4	
Percent Moisture	Analytical Method: SM 2540G								
	Pace Analytical Services - Indianapolis								
Percent Moisture	**5.2**	%	0.10	0.10	1		01/15/21 13:23		N2

This report shall not be reproduced, except in full,
without the written consent of Pace Analytical Services, LLC.

Pace Analytical Services, LLC
7726 Moller Road
Indianapolis, IN 46268
(317)228-3100

ANALYTICAL RESULTS

Project: Amphenol
Pace Project No.: 50277692

Sample: GP-59 SL(14.50'-15.00') **Lab ID: 50277692002** Collected: 01/12/21 17:55 Received: 01/13/21 12:55 Matrix: Solid

Results reported on a "dry weight" basis and are adjusted for percent moisture, sample size and any dilutions.

Parameters	Results	Units	Report Limit	MDL	DF	Prepared	Analyzed	CAS No.	Qual
8260 MSV 5035A VOA	Analytical Method: EPA 8260								
	Pace Analytical Services - Indianapolis								
1,1-Dichloroethane	ND	mg/kg	0.0047	0.00060	1		01/14/21 18:43	75-34-3	
1,2-Dichloroethane	ND	mg/kg	0.0047	0.00071	1		01/14/21 18:43	107-06-2	
cis-1,2-Dichloroethene	ND	mg/kg	0.0047	0.00095	1		01/14/21 18:43	156-59-2	
trans-1,2-Dichloroethene	ND	mg/kg	0.0047	0.00078	1		01/14/21 18:43	156-60-5	
Methylene Chloride	ND	mg/kg	0.019	0.0022	1		01/14/21 18:43	75-09-2	
Tetrachloroethene	**0.031**	mg/kg	0.0058	0.00035	1		01/19/21 05:47	127-18-4	
1,1,1-Trichloroethane	ND	mg/kg	0.0047	0.00056	1		01/14/21 18:43	71-55-6	
Trichloroethene	**0.0024J**	mg/kg	0.0047	0.00091	1		01/14/21 18:43	79-01-6	
Vinyl chloride	ND	mg/kg	0.0047	0.00027	1		01/14/21 18:43	75-01-4	
Surrogates									
Dibromofluoromethane (S)	122	%.	73-133		1		01/14/21 18:43	1868-53-7	
Toluene-d8 (S)	100	%.	73-130		1		01/14/21 18:43	2037-26-5	
4-Bromofluorobenzene (S)	83	%.	55-129		1		01/14/21 18:43	460-00-4	
Percent Moisture	Analytical Method: SM 2540G								
	Pace Analytical Services - Indianapolis								
Percent Moisture	**7.3**	%	0.10	0.10	1		01/15/21 13:24		N2

This report shall not be reproduced, except in full,
without the written consent of Pace Analytical Services, LLC.

Pace Analytical Services, LLC
7726 Moller Road
Indianapolis, IN 46268
(317)228-3100

ANALYTICAL RESULTS

Project: Amphenol
Pace Project No.: 50277692

Sample: GP-59 SL(24.50'-25.00') **Lab ID: 50277692003** Collected: 01/12/21 18:05 Received: 01/13/21 12:55 Matrix: Solid

Results reported on a "dry weight" basis and are adjusted for percent moisture, sample size and any dilutions.

Parameters	Results	Units	Report Limit	MDL	DF	Prepared	Analyzed	CAS No.	Qual
8260 MSV 5035A VOA	Analytical Method: EPA 8260								
	Pace Analytical Services - Indianapolis								
1,1-Dichloroethane	ND	mg/kg	0.0054	0.00068	1		01/14/21 19:17	75-34-3	
1,2-Dichloroethane	ND	mg/kg	0.0054	0.00081	1		01/14/21 19:17	107-06-2	
cis-1,2-Dichloroethene	ND	mg/kg	0.0054	0.0011	1		01/14/21 19:17	156-59-2	
trans-1,2-Dichloroethene	ND	mg/kg	0.0054	0.00089	1		01/14/21 19:17	156-60-5	
Methylene Chloride	ND	mg/kg	0.022	0.0025	1		01/14/21 19:17	75-09-2	
Tetrachloroethene	ND	mg/kg	0.0054	0.00064	1		01/14/21 19:17	127-18-4	L1
1,1,1-Trichloroethane	**0.0020J**	mg/kg	0.0054	0.00064	1		01/14/21 19:17	71-55-6	
Trichloroethene	ND	mg/kg	0.0054	0.0010	1		01/14/21 19:17	79-01-6	
Vinyl chloride	ND	mg/kg	0.0054	0.00031	1		01/14/21 19:17	75-01-4	
Surrogates									
Dibromofluoromethane (S)	121	%.	73-133		1		01/14/21 19:17	1868-53-7	
Toluene-d8 (S)	102	%.	73-130		1		01/14/21 19:17	2037-26-5	
4-Bromofluorobenzene (S)	82	%.	55-129		1		01/14/21 19:17	460-00-4	
Percent Moisture	Analytical Method: SM 2540G								
	Pace Analytical Services - Indianapolis								
Percent Moisture	**13.4**	%	0.10	0.10	1		01/15/21 13:24		N2

This report shall not be reproduced, except in full,
without the written consent of Pace Analytical Services, LLC.

Pace Analytical Services, LLC
7726 Moller Road
Indianapolis, IN 46268
(317)228-3100

ANALYTICAL RESULTS

Project: Amphenol
Pace Project No.: 50277692

Sample: GP-59 SL(25.00'-25.50') **Lab ID: 50277692004** Collected: 01/12/21 18:30 Received: 01/13/21 12:55 Matrix: Solid

Results reported on a "dry weight" basis and are adjusted for percent moisture, sample size and any dilutions.

Parameters	Results	Units	Report Limit	MDL	DF	Prepared	Analyzed	CAS No.	Qual
8260 MSV 5035A VOA	Analytical Method: EPA 8260								
	Pace Analytical Services - Indianapolis								
1,1-Dichloroethane	ND	mg/kg	0.0052	0.00066	1		01/14/21 19:52	75-34-3	
1,2-Dichloroethane	ND	mg/kg	0.0052	0.00078	1		01/14/21 19:52	107-06-2	
cis-1,2-Dichloroethene	ND	mg/kg	0.0052	0.0010	1		01/14/21 19:52	156-59-2	
trans-1,2-Dichloroethene	ND	mg/kg	0.0052	0.00086	1		01/14/21 19:52	156-60-5	
Methylene Chloride	ND	mg/kg	0.021	0.0025	1		01/14/21 19:52	75-09-2	
Tetrachloroethene	ND	mg/kg	0.0052	0.00061	1		01/14/21 19:52	127-18-4	L1
1,1,1-Trichloroethane	ND	mg/kg	0.0052	0.00061	1		01/14/21 19:52	71-55-6	
Trichloroethene	ND	mg/kg	0.0052	0.0010	1		01/14/21 19:52	79-01-6	
Vinyl chloride	ND	mg/kg	0.0052	0.00030	1		01/14/21 19:52	75-01-4	
Surrogates									
Dibromofluoromethane (S)	124	%.	73-133		1		01/14/21 19:52	1868-53-7	
Toluene-d8 (S)	118	%.	73-130		1		01/14/21 19:52	2037-26-5	
4-Bromofluorobenzene (S)	70	%.	55-129		1		01/14/21 19:52	460-00-4	
Percent Moisture	Analytical Method: SM 2540G								
	Pace Analytical Services - Indianapolis								
Percent Moisture	**6.7**	%	0.10	0.10	1		01/15/21 13:24		N2

This report shall not be reproduced, except in full,
without the written consent of Pace Analytical Services, LLC.

Pace Analytical Services, LLC
7726 Moller Road
Indianapolis, IN 46268
(317)228-3100

ANALYTICAL RESULTS

Project: Amphenol
Pace Project No.: 50277692

Sample: GP-59 SL(26.00'-26.50') **Lab ID: 50277692005** Collected: 01/12/21 18:35 Received: 01/13/21 12:55 Matrix: Solid

Results reported on a "dry weight" basis and are adjusted for percent moisture, sample size and any dilutions.

Parameters	Results	Units	Report Limit	MDL	DF	Prepared	Analyzed	CAS No.	Qual
8260 MSV 5035A VOA	Analytical Method: EPA 8260								
	Pace Analytical Services - Indianapolis								
1,1-Dichloroethane	ND	mg/kg	0.0052	0.00066	1		01/14/21 20:26	75-34-3	
1,2-Dichloroethane	ND	mg/kg	0.0052	0.00079	1		01/14/21 20:26	107-06-2	
cis-1,2-Dichloroethene	ND	mg/kg	0.0052	0.0011	1		01/14/21 20:26	156-59-2	
trans-1,2-Dichloroethene	ND	mg/kg	0.0052	0.00086	1		01/14/21 20:26	156-60-5	
Methylene Chloride	**0.0035J**	mg/kg	0.021	0.0025	1		01/14/21 20:26	75-09-2	
Tetrachloroethene	ND	mg/kg	0.0052	0.00062	1		01/14/21 20:26	127-18-4	L1
1,1,1-Trichloroethane	ND	mg/kg	0.0052	0.00062	1		01/14/21 20:26	71-55-6	
Trichloroethene	ND	mg/kg	0.0052	0.0010	1		01/14/21 20:26	79-01-6	
Vinyl chloride	ND	mg/kg	0.0052	0.00030	1		01/14/21 20:26	75-01-4	
Surrogates									
Dibromofluoromethane (S)	127	%.	73-133		1		01/14/21 20:26	1868-53-7	
Toluene-d8 (S)	117	%.	73-130		1		01/14/21 20:26	2037-26-5	
4-Bromofluorobenzene (S)	68	%.	55-129		1		01/14/21 20:26	460-00-4	
Percent Moisture	Analytical Method: SM 2540G								
	Pace Analytical Services - Indianapolis								
Percent Moisture	**6.5**	%	0.10	0.10	1		01/15/21 13:24		N2

This report shall not be reproduced, except in full,
without the written consent of Pace Analytical Services, LLC.

Pace Analytical Services, LLC
7726 Moller Road
Indianapolis, IN 46268
(317)228-3100

ANALYTICAL RESULTS

Project: Amphenol
Pace Project No.: 50277692

Sample: GP-60 SL(14.75'-15.25') **Lab ID: 50277692006** Collected: 01/12/21 19:30 Received: 01/13/21 12:55 Matrix: Solid

Results reported on a "dry weight" basis and are adjusted for percent moisture, sample size and any dilutions.

Parameters	Results	Units	Report Limit	MDL	DF	Prepared	Analyzed	CAS No.	Qual
8260 MSV 5035A VOA	Analytical Method: EPA 8260								
	Pace Analytical Services - Indianapolis								
1,1-Dichloroethane	ND	mg/kg	0.0055	0.00070	1		01/14/21 21:01	75-34-3	
1,2-Dichloroethane	ND	mg/kg	0.0055	0.00084	1		01/14/21 21:01	107-06-2	
cis-1,2-Dichloroethene	ND	mg/kg	0.0055	0.0011	1		01/14/21 21:01	156-59-2	
trans-1,2-Dichloroethene	ND	mg/kg	0.0055	0.00091	1		01/14/21 21:01	156-60-5	
Methylene Chloride	ND	mg/kg	0.022	0.0026	1		01/14/21 21:01	75-09-2	
Tetrachloroethene	**0.10**	mg/kg	0.0060	0.00036	1		01/19/21 06:12	127-18-4	
1,1,1-Trichloroethane	**0.0034J**	mg/kg	0.0055	0.00065	1		01/14/21 21:01	71-55-6	
Trichloroethene	**0.0050J**	mg/kg	0.0055	0.0011	1		01/14/21 21:01	79-01-6	
Vinyl chloride	ND	mg/kg	0.0055	0.00032	1		01/14/21 21:01	75-01-4	
Surrogates									
Dibromofluoromethane (S)	122	%.	73-133		1		01/14/21 21:01	1868-53-7	
Toluene-d8 (S)	108	%.	73-130		1		01/14/21 21:01	2037-26-5	
4-Bromofluorobenzene (S)	75	%.	55-129		1		01/14/21 21:01	460-00-4	
Percent Moisture	Analytical Method: SM 2540G								
	Pace Analytical Services - Indianapolis								
Percent Moisture	**8.1**	%	0.10	0.10	1		01/15/21 13:24		N2

This report shall not be reproduced, except in full,
without the written consent of Pace Analytical Services, LLC.

Pace Analytical Services, LLC
7726 Moller Road
Indianapolis, IN 46268
(317)228-3100

ANALYTICAL RESULTS

Project: Amphenol
Pace Project No.: 50277692

Sample: GP-60 SL(18.75'-19.25') **Lab ID: 50277692007** Collected: 01/12/21 19:35 Received: 01/13/21 12:55 Matrix: Solid

Results reported on a "dry weight" basis and are adjusted for percent moisture, sample size and any dilutions.

Parameters	Results	Units	Report Limit	MDL	DF	Prepared	Analyzed	CAS No.	Qual
8260 MSV 5035A VOA	Analytical Method: EPA 8260								
	Pace Analytical Services - Indianapolis								
1,1-Dichloroethane	ND	mg/kg	0.0049	0.00063	1		01/14/21 21:34	75-34-3	
1,2-Dichloroethane	ND	mg/kg	0.0049	0.00074	1		01/14/21 21:34	107-06-2	
cis-1,2-Dichloroethene	ND	mg/kg	0.0049	0.0010	1		01/14/21 21:34	156-59-2	
trans-1,2-Dichloroethene	ND	mg/kg	0.0049	0.00082	1		01/14/21 21:34	156-60-5	
Methylene Chloride	ND	mg/kg	0.020	0.0023	1		01/14/21 21:34	75-09-2	
Tetrachloroethene	ND	mg/kg	0.0049	0.00058	1		01/14/21 21:34	127-18-4	L1
1,1,1-Trichloroethane	**0.0019J**	mg/kg	0.0049	0.00058	1		01/14/21 21:34	71-55-6	
Trichloroethene	ND	mg/kg	0.0049	0.00095	1		01/14/21 21:34	79-01-6	
Vinyl chloride	ND	mg/kg	0.0049	0.00028	1		01/14/21 21:34	75-01-4	
Surrogates									
Dibromofluoromethane (S)	122	%.	73-133		1		01/14/21 21:34	1868-53-7	
Toluene-d8 (S)	102	%.	73-130		1		01/14/21 21:34	2037-26-5	
4-Bromofluorobenzene (S)	85	%.	55-129		1		01/14/21 21:34	460-00-4	
Percent Moisture	Analytical Method: SM 2540G								
	Pace Analytical Services - Indianapolis								
Percent Moisture	**15.8**	%	0.10	0.10	1		01/15/21 13:24		N2

This report shall not be reproduced, except in full,
without the written consent of Pace Analytical Services, LLC.

Pace Analytical Services, LLC
7726 Moller Road
Indianapolis, IN 46268
(317)228-3100

ANALYTICAL RESULTS

Project: Amphenol
Pace Project No.: 50277692

Sample: GP-60 SL(23.50'-24.00') **Lab ID: 50277692008** Collected: 01/12/21 19:50 Received: 01/13/21 12:55 Matrix: Solid

Results reported on a "dry weight" basis and are adjusted for percent moisture, sample size and any dilutions.

Parameters	Results	Units	Report Limit	MDL	DF	Prepared	Analyzed	CAS No.	Qual
8260 MSV 5035A VOA	Analytical Method: EPA 8260								
	Pace Analytical Services - Indianapolis								
1,1-Dichloroethane	ND	mg/kg	0.0051	0.00065	1		01/14/21 22:09	75-34-3	
1,2-Dichloroethane	ND	mg/kg	0.0051	0.00077	1		01/14/21 22:09	107-06-2	
cis-1,2-Dichloroethene	ND	mg/kg	0.0051	0.0010	1		01/14/21 22:09	156-59-2	
trans-1,2-Dichloroethene	ND	mg/kg	0.0051	0.00085	1		01/14/21 22:09	156-60-5	
Methylene Chloride	ND	mg/kg	0.021	0.0024	1		01/14/21 22:09	75-09-2	
Tetrachloroethene	ND	mg/kg	0.0051	0.00061	1		01/14/21 22:09	127-18-4	L1
1,1,1-Trichloroethane	**0.0058**	mg/kg	0.0051	0.00061	1		01/14/21 22:09	71-55-6	
Trichloroethene	ND	mg/kg	0.0051	0.00098	1		01/14/21 22:09	79-01-6	
Vinyl chloride	ND	mg/kg	0.0051	0.00029	1		01/14/21 22:09	75-01-4	
Surrogates									
Dibromofluoromethane (S)	124	%.	73-133		1		01/14/21 22:09	1868-53-7	
Toluene-d8 (S)	113	%.	73-130		1		01/14/21 22:09	2037-26-5	
4-Bromofluorobenzene (S)	73	%.	55-129		1		01/14/21 22:09	460-00-4	
Percent Moisture	Analytical Method: SM 2540G								
	Pace Analytical Services - Indianapolis								
Percent Moisture	**15.1**	%	0.10	0.10	1		01/15/21 13:24		N2

This report shall not be reproduced, except in full,
without the written consent of Pace Analytical Services, LLC.

Pace Analytical Services, LLC
7726 Moller Road
Indianapolis, IN 46268
(317)228-3100

ANALYTICAL RESULTS

Project: Amphenol
Pace Project No.: 50277692

Sample: GP-60 SL(24.00'-24.50') **Lab ID: 50277692009** Collected: 01/12/21 19:55 Received: 01/13/21 12:55 Matrix: Solid

Results reported on a "dry weight" basis and are adjusted for percent moisture, sample size and any dilutions.

Parameters	Results	Units	Report Limit	MDL	DF	Prepared	Analyzed	CAS No.	Qual
8260 MSV 5035A VOA	Analytical Method: EPA 8260								
	Pace Analytical Services - Indianapolis								
1,1-Dichloroethane	ND	mg/kg	0.0058	0.00073	1		01/14/21 22:44	75-34-3	
1,2-Dichloroethane	ND	mg/kg	0.0058	0.00087	1		01/14/21 22:44	107-06-2	
cis-1,2-Dichloroethene	ND	mg/kg	0.0058	0.0012	1		01/14/21 22:44	156-59-2	
trans-1,2-Dichloroethene	ND	mg/kg	0.0058	0.00095	1		01/14/21 22:44	156-60-5	
Methylene Chloride	ND	mg/kg	0.023	0.0027	1		01/14/21 22:44	75-09-2	
Tetrachloroethene	ND	mg/kg	0.0058	0.00068	1		01/14/21 22:44	127-18-4	L1
1,1,1-Trichloroethane	**0.0072**	mg/kg	0.0058	0.00068	1		01/14/21 22:44	71-55-6	
Trichloroethene	ND	mg/kg	0.0058	0.0011	1		01/14/21 22:44	79-01-6	
Vinyl chloride	ND	mg/kg	0.0058	0.00033	1		01/14/21 22:44	75-01-4	
Surrogates									
Dibromofluoromethane (S)	123	%.	73-133		1		01/14/21 22:44	1868-53-7	
Toluene-d8 (S)	108	%.	73-130		1		01/14/21 22:44	2037-26-5	
4-Bromofluorobenzene (S)	73	%.	55-129		1		01/14/21 22:44	460-00-4	
Percent Moisture	Analytical Method: SM 2540G								
	Pace Analytical Services - Indianapolis								
Percent Moisture	**8.6**	%	0.10	0.10	1		01/15/21 13:25		N2

This report shall not be reproduced, except in full,
without the written consent of Pace Analytical Services, LLC.

Pace Analytical Services, LLC
7726 Moller Road
Indianapolis, IN 46268
(317)228-3100

ANALYTICAL RESULTS

Project: Amphenol
Pace Project No.: 50277692

Sample: GP-61 SL(2.75'-3.25') **Lab ID: 50277692010** Collected: 01/12/21 20:15 Received: 01/13/21 12:55 Matrix: Solid

Results reported on a "dry weight" basis and are adjusted for percent moisture, sample size and any dilutions.

Parameters	Results	Units	Report Limit	MDL	DF	Prepared	Analyzed	CAS No.	Qual
8260 MSV 5035A VOA	Analytical Method: EPA 8260								
	Pace Analytical Services - Indianapolis								
1,1-Dichloroethane	ND	mg/kg	0.0047	0.00034	1		01/19/21 05:23	75-34-3	
1,2-Dichloroethane	ND	mg/kg	0.0047	0.00037	1		01/19/21 05:23	107-06-2	
cis-1,2-Dichloroethene	ND	mg/kg	0.0047	0.00029	1		01/19/21 05:23	156-59-2	
trans-1,2-Dichloroethene	ND	mg/kg	0.0047	0.00021	1		01/19/21 05:23	156-60-5	
Methylene Chloride	ND	mg/kg	0.019	0.0023	1		01/19/21 05:23	75-09-2	
Tetrachloroethene	**0.022**	mg/kg	0.0047	0.00028	1		01/19/21 05:23	127-18-4	
1,1,1-Trichloroethane	**0.00078J**	mg/kg	0.0047	0.00020	1		01/19/21 05:23	71-55-6	
Trichloroethene	**0.0033J**	mg/kg	0.0047	0.00019	1		01/19/21 05:23	79-01-6	
Vinyl chloride	ND	mg/kg	0.0047	0.00017	1		01/19/21 05:23	75-01-4	
Surrogates									
Dibromofluoromethane (S)	105	%.	73-133		1		01/19/21 05:23	1868-53-7	
Toluene-d8 (S)	100	%.	73-130		1		01/19/21 05:23	2037-26-5	
4-Bromofluorobenzene (S)	95	%.	55-129		1		01/19/21 05:23	460-00-4	
Percent Moisture	Analytical Method: SM 2540G								
	Pace Analytical Services - Indianapolis								
Percent Moisture	**13.1**	%	0.10	0.10	1		01/15/21 13:25		N2

This report shall not be reproduced, except in full,
without the written consent of Pace Analytical Services, LLC.

Pace Analytical Services, LLC
7726 Moller Road
Indianapolis, IN 46268
(317)228-3100

ANALYTICAL RESULTS

Project: Amphenol
Pace Project No.: 50277692

Sample: GP-61 SL(12.50'-13.00') **Lab ID: 50277692011** Collected: 01/12/21 20:20 Received: 01/13/21 12:55 Matrix: Solid

Results reported on a "dry weight" basis and are adjusted for percent moisture, sample size and any dilutions.

Parameters	Results	Units	Report Limit	MDL	DF	Prepared	Analyzed	CAS No.	Qual
8260 MSV 5035A VOA	Analytical Method: EPA 8260								
	Pace Analytical Services - Indianapolis								
1,1-Dichloroethane	ND	mg/kg	0.0046	0.00034	1		01/19/21 01:18	75-34-3	
1,2-Dichloroethane	ND	mg/kg	0.0046	0.00037	1		01/19/21 01:18	107-06-2	
cis-1,2-Dichloroethene	ND	mg/kg	0.0046	0.00029	1		01/19/21 01:18	156-59-2	
trans-1,2-Dichloroethene	ND	mg/kg	0.0046	0.00021	1		01/19/21 01:18	156-60-5	
Methylene Chloride	ND	mg/kg	0.018	0.0022	1		01/19/21 01:18	75-09-2	
Tetrachloroethene	**0.071**	mg/kg	0.0046	0.00028	1		01/19/21 01:18	127-18-4	
1,1,1-Trichloroethane	**0.0019J**	mg/kg	0.0046	0.00020	1		01/19/21 01:18	71-55-6	
Trichloroethene	**0.0037J**	mg/kg	0.0046	0.00018	1		01/19/21 01:18	79-01-6	
Vinyl chloride	ND	mg/kg	0.0046	0.00017	1		01/19/21 01:18	75-01-4	
Surrogates									
Dibromofluoromethane (S)	110	%.	73-133		1		01/19/21 01:18	1868-53-7	
Toluene-d8 (S)	99	%.	73-130		1		01/19/21 01:18	2037-26-5	
4-Bromofluorobenzene (S)	92	%.	55-129		1		01/19/21 01:18	460-00-4	
Percent Moisture	Analytical Method: SM 2540G								
	Pace Analytical Services - Indianapolis								
Percent Moisture	**3.2**	%	0.10	0.10	1		01/15/21 13:25		N2

This report shall not be reproduced, except in full,
without the written consent of Pace Analytical Services, LLC.

Pace Analytical Services, LLC
7726 Moller Road
Indianapolis, IN 46268
(317)228-3100

ANALYTICAL RESULTS

Project: Amphenol
Pace Project No.: 50277692

Sample: GP-61 SL(23.00'-23.50') **Lab ID: 50277692012** Collected: 01/12/21 20:35 Received: 01/13/21 12:55 Matrix: Solid

Results reported on a "dry weight" basis and are adjusted for percent moisture, sample size and any dilutions.

Parameters	Results	Units	Report Limit	MDL	DF	Prepared	Analyzed	CAS No.	Qual
8260 MSV 5035A VOA	Analytical Method: EPA 8260								
	Pace Analytical Services - Indianapolis								
1,1-Dichloroethane	ND	mg/kg	0.0055	0.00041	1		01/19/21 01:42	75-34-3	
1,2-Dichloroethane	ND	mg/kg	0.0055	0.00044	1		01/19/21 01:42	107-06-2	
cis-1,2-Dichloroethene	ND	mg/kg	0.0055	0.00034	1		01/19/21 01:42	156-59-2	
trans-1,2-Dichloroethene	ND	mg/kg	0.0055	0.00025	1		01/19/21 01:42	156-60-5	
Methylene Chloride	ND	mg/kg	0.022	0.0027	1		01/19/21 01:42	75-09-2	
Tetrachloroethene	ND	mg/kg	0.0055	0.00033	1		01/19/21 01:42	127-18-4	
1,1,1-Trichloroethane	**0.0067**	mg/kg	0.0055	0.00024	1		01/19/21 01:42	71-55-6	
Trichloroethene	**0.0022J**	mg/kg	0.0055	0.00022	1		01/19/21 01:42	79-01-6	
Vinyl chloride	ND	mg/kg	0.0055	0.00020	1		01/19/21 01:42	75-01-4	
Surrogates									
Dibromofluoromethane (S)	111	%.	73-133		1		01/19/21 01:42	1868-53-7	
Toluene-d8 (S)	108	%.	73-130		1		01/19/21 01:42	2037-26-5	
4-Bromofluorobenzene (S)	85	%.	55-129		1		01/19/21 01:42	460-00-4	
Percent Moisture	Analytical Method: SM 2540G								
	Pace Analytical Services - Indianapolis								
Percent Moisture	**10.6**	%	0.10	0.10	1		01/15/21 13:25		N2

This report shall not be reproduced, except in full,
without the written consent of Pace Analytical Services, LLC.

Pace Analytical Services, LLC
7726 Moller Road
Indianapolis, IN 46268
(317)228-3100

ANALYTICAL RESULTS

Project: Amphenol
Pace Project No.: 50277692

Sample: GP-61 SL(23.50'-24.00') **Lab ID: 50277692013** Collected: 01/12/21 20:40 Received: 01/13/21 12:55 Matrix: Solid

Results reported on a "dry weight" basis and are adjusted for percent moisture, sample size and any dilutions.

Parameters	Results	Units	Report Limit	MDL	DF	Prepared	Analyzed	CAS No.	Qual
8260 MSV 5035A VOA	Analytical Method: EPA 8260								
	Pace Analytical Services - Indianapolis								
1,1-Dichloroethane	**0.0030J**	mg/kg	0.0042	0.00067	1		01/15/21 05:55	75-34-3	
1,2-Dichloroethane	ND	mg/kg	0.0042	0.00045	1		01/15/21 05:55	107-06-2	
cis-1,2-Dichloroethene	ND	mg/kg	0.0042	0.00052	1		01/15/21 05:55	156-59-2	
trans-1,2-Dichloroethene	ND	mg/kg	0.0042	0.00075	1		01/15/21 05:55	156-60-5	
Methylene Chloride	ND	mg/kg	0.017	0.00083	1		01/15/21 05:55	75-09-2	
Tetrachloroethene	ND	mg/kg	0.0042	0.00072	1		01/15/21 05:55	127-18-4	
1,1,1-Trichloroethane	ND	mg/kg	0.0042	0.00049	1		01/15/21 05:55	71-55-6	
Trichloroethene	ND	mg/kg	0.0042	0.00062	1		01/15/21 05:55	79-01-6	
Vinyl chloride	ND	mg/kg	0.0042	0.00037	1		01/15/21 05:55	75-01-4	
Surrogates									
Dibromofluoromethane (S)	120	%.	73-133		1		01/15/21 05:55	1868-53-7	
Toluene-d8 (S)	113	%.	73-130		1		01/15/21 05:55	2037-26-5	
4-Bromofluorobenzene (S)	71	%.	55-129		1		01/15/21 05:55	460-00-4	
Percent Moisture	Analytical Method: SM 2540G								
	Pace Analytical Services - Indianapolis								
Percent Moisture	**8.2**	%	0.10	0.10	1		01/15/21 13:25		N2

This report shall not be reproduced, except in full,
without the written consent of Pace Analytical Services, LLC.

Pace Analytical Services, LLC
7726 Moller Road
Indianapolis, IN 46268
(317)228-3100

ANALYTICAL RESULTS

Project: Amphenol
Pace Project No.: 50277692

Sample: GP-62 SL(2.75'-3.25') **Lab ID: 50277692014** Collected: 01/12/21 21:45 Received: 01/13/21 12:55 Matrix: Solid

Results reported on a "dry weight" basis and are adjusted for percent moisture, sample size and any dilutions.

Parameters	Results	Units	Report Limit	MDL	DF	Prepared	Analyzed	CAS No.	Qual
8260 MSV 5035A VOA	Analytical Method: EPA 8260								
	Pace Analytical Services - Indianapolis								
1,1-Dichloroethane	ND	mg/kg	0.0049	0.00036	1		01/19/21 02:07	75-34-3	
1,2-Dichloroethane	ND	mg/kg	0.0049	0.00039	1		01/19/21 02:07	107-06-2	
cis-1,2-Dichloroethene	ND	mg/kg	0.0049	0.00030	1		01/19/21 02:07	156-59-2	
trans-1,2-Dichloroethene	ND	mg/kg	0.0049	0.00023	1		01/19/21 02:07	156-60-5	
Methylene Chloride	ND	mg/kg	0.020	0.0024	1		01/19/21 02:07	75-09-2	
Tetrachloroethene	**0.024**	mg/kg	0.0049	0.00029	1		01/19/21 02:07	127-18-4	
1,1,1-Trichloroethane	**0.00068J**	mg/kg	0.0049	0.00022	1		01/19/21 02:07	71-55-6	
Trichloroethene	**0.00075J**	mg/kg	0.0049	0.00020	1		01/19/21 02:07	79-01-6	
Vinyl chloride	ND	mg/kg	0.0049	0.00018	1		01/19/21 02:07	75-01-4	
Surrogates									
Dibromofluoromethane (S)	107	%.	73-133		1		01/19/21 02:07	1868-53-7	
Toluene-d8 (S)	93	%.	73-130		1		01/19/21 02:07	2037-26-5	
4-Bromofluorobenzene (S)	92	%.	55-129		1		01/19/21 02:07	460-00-4	
Percent Moisture	Analytical Method: SM 2540G								
	Pace Analytical Services - Indianapolis								
Percent Moisture	**15.8**	%	0.10	0.10	1		01/15/21 13:26		N2

This report shall not be reproduced, except in full,
without the written consent of Pace Analytical Services, LLC.

Pace Analytical Services, LLC
7726 Moller Road
Indianapolis, IN 46268
(317)228-3100

ANALYTICAL RESULTS

Project: Amphenol
Pace Project No.: 50277692

Sample: GP-62 SL(17.75'-18.25') **Lab ID: 50277692015** Collected: 01/12/21 21:50 Received: 01/13/21 12:55 Matrix: Solid

Results reported on a "dry weight" basis and are adjusted for percent moisture, sample size and any dilutions.

Parameters	Results	Units	Report Limit	MDL	DF	Prepared	Analyzed	CAS No.	Qual
8260 MSV 5035A VOA	Analytical Method: EPA 8260								
	Pace Analytical Services - Indianapolis								
1,1-Dichloroethane	ND	mg/kg	0.0049	0.00036	1		01/19/21 02:32	75-34-3	
1,2-Dichloroethane	ND	mg/kg	0.0049	0.00039	1		01/19/21 02:32	107-06-2	
cis-1,2-Dichloroethene	ND	mg/kg	0.0049	0.00030	1		01/19/21 02:32	156-59-2	
trans-1,2-Dichloroethene	ND	mg/kg	0.0049	0.00023	1		01/19/21 02:32	156-60-5	
Methylene Chloride	ND	mg/kg	0.020	0.0024	1		01/19/21 02:32	75-09-2	
Tetrachloroethene	**0.0037J**	mg/kg	0.0049	0.00030	1		01/19/21 02:32	127-18-4	
1,1,1-Trichloroethane	**0.00063J**	mg/kg	0.0049	0.00022	1		01/19/21 02:32	71-55-6	
Trichloroethene	ND	mg/kg	0.0049	0.00020	1		01/19/21 02:32	79-01-6	
Vinyl chloride	ND	mg/kg	0.0049	0.00018	1		01/19/21 02:32	75-01-4	
Surrogates									
Dibromofluoromethane (S)	106	%.	73-133		1		01/19/21 02:32	1868-53-7	
Toluene-d8 (S)	96	%.	73-130		1		01/19/21 02:32	2037-26-5	
4-Bromofluorobenzene (S)	91	%.	55-129		1		01/19/21 02:32	460-00-4	
Percent Moisture	Analytical Method: SM 2540G								
	Pace Analytical Services - Indianapolis								
Percent Moisture	**10.7**	%	0.10	0.10	1		01/15/21 13:26		N2

This report shall not be reproduced, except in full,
without the written consent of Pace Analytical Services, LLC.

Pace Analytical Services, LLC
7726 Moller Road
Indianapolis, IN 46268
(317)228-3100

ANALYTICAL RESULTS

Project: Amphenol
Pace Project No.: 50277692

Sample: GP-62 SL(23.50'-24.00') **Lab ID: 50277692016** Collected: 01/12/21 22:20 Received: 01/13/21 12:55 Matrix: Solid

Results reported on a "dry weight" basis and are adjusted for percent moisture, sample size and any dilutions.

Parameters	Results	Units	Report Limit	MDL	DF	Prepared	Analyzed	CAS No.	Qual
8260 MSV 5035A VOA	Analytical Method: EPA 8260								
	Pace Analytical Services - Indianapolis								
1,1-Dichloroethane	ND	mg/kg	0.0060	0.00044	1		01/19/21 02:56	75-34-3	
1,2-Dichloroethane	ND	mg/kg	0.0060	0.00048	1		01/19/21 02:56	107-06-2	
cis-1,2-Dichloroethene	ND	mg/kg	0.0060	0.00037	1		01/19/21 02:56	156-59-2	
trans-1,2-Dichloroethene	ND	mg/kg	0.0060	0.00027	1		01/19/21 02:56	156-60-5	
Methylene Chloride	ND	mg/kg	0.024	0.0029	1		01/19/21 02:56	75-09-2	
Tetrachloroethene	ND	mg/kg	0.0060	0.00036	1		01/19/21 02:56	127-18-4	
1,1,1-Trichloroethane	**0.0057J**	mg/kg	0.0060	0.00026	1		01/19/21 02:56	71-55-6	
Trichloroethene	**0.0030J**	mg/kg	0.0060	0.00024	1		01/19/21 02:56	79-01-6	
Vinyl chloride	ND	mg/kg	0.0060	0.00021	1		01/19/21 02:56	75-01-4	
Surrogates									
Dibromofluoromethane (S)	106	%.	73-133		1		01/19/21 02:56	1868-53-7	
Toluene-d8 (S)	99	%.	73-130		1		01/19/21 02:56	2037-26-5	
4-Bromofluorobenzene (S)	90	%.	55-129		1		01/19/21 02:56	460-00-4	
Percent Moisture	Analytical Method: SM 2540G								
	Pace Analytical Services - Indianapolis								
Percent Moisture	**14.4**	%	0.10	0.10	1		01/15/21 13:26		N2

This report shall not be reproduced, except in full,
without the written consent of Pace Analytical Services, LLC.

Pace Analytical Services, LLC
7726 Moller Road
Indianapolis, IN 46268
(317)228-3100

ANALYTICAL RESULTS

Project: Amphenol
Pace Project No.: 50277692

Sample: GP-62 SL(24.00'-24.50') **Lab ID: 50277692017** Collected: 01/12/21 22:25 Received: 01/13/21 12:55 Matrix: Solid

Results reported on a "dry weight" basis and are adjusted for percent moisture, sample size and any dilutions.

Parameters	Results	Units	Report Limit	MDL	DF	Prepared	Analyzed	CAS No.	Qual
8260 MSV 5035A VOA	Analytical Method: EPA 8260								
	Pace Analytical Services - Indianapolis								
1,1-Dichloroethane	**0.0014J**	mg/kg	0.0053	0.00039	1		01/19/21 03:20	75-34-3	
1,2-Dichloroethane	ND	mg/kg	0.0053	0.00042	1		01/19/21 03:20	107-06-2	
cis-1,2-Dichloroethene	ND	mg/kg	0.0053	0.00033	1		01/19/21 03:20	156-59-2	
trans-1,2-Dichloroethene	ND	mg/kg	0.0053	0.00024	1		01/19/21 03:20	156-60-5	
Methylene Chloride	ND	mg/kg	0.021	0.0026	1		01/19/21 03:20	75-09-2	
Tetrachloroethene	**0.00054J**	mg/kg	0.0053	0.00032	1		01/19/21 03:20	127-18-4	
1,1,1-Trichloroethane	**0.0078**	mg/kg	0.0053	0.00023	1		01/19/21 03:20	71-55-6	
Trichloroethene	**0.00032J**	mg/kg	0.0053	0.00021	1		01/19/21 03:20	79-01-6	
Vinyl chloride	ND	mg/kg	0.0053	0.00019	1		01/19/21 03:20	75-01-4	
Surrogates									
Dibromofluoromethane (S)	108	%.	73-133		1		01/19/21 03:20	1868-53-7	
Toluene-d8 (S)	116	%.	73-130		1		01/19/21 03:20	2037-26-5	
4-Bromofluorobenzene (S)	76	%.	55-129		1		01/19/21 03:20	460-00-4	
Percent Moisture	Analytical Method: SM 2540G								
	Pace Analytical Services - Indianapolis								
Percent Moisture	**7.3**	%	0.10	0.10	1		01/15/21 13:26		N2

This report shall not be reproduced, except in full,
without the written consent of Pace Analytical Services, LLC.

Pace Analytical Services, LLC
7726 Moller Road
Indianapolis, IN 46268
(317)228-3100

ANALYTICAL RESULTS

Project: Amphenol
Pace Project No.: 50277692

Sample: GP-63 SL(14.50'-15.00') **Lab ID: 50277692018** Collected: 01/12/21 23:02 Received: 01/13/21 12:55 Matrix: Solid

Results reported on a "dry weight" basis and are adjusted for percent moisture, sample size and any dilutions.

Parameters	Results	Units	Report Limit	MDL	DF	Prepared	Analyzed	CAS No.	Qual
8260 MSV 5035A VOA	Analytical Method: EPA 8260								
	Pace Analytical Services - Indianapolis								
1,1-Dichloroethane	ND	mg/kg	0.0046	0.00058	1		01/15/21 01:36	75-34-3	
1,2-Dichloroethane	ND	mg/kg	0.0046	0.00069	1		01/15/21 01:36	107-06-2	
cis-1,2-Dichloroethene	ND	mg/kg	0.0046	0.00092	1		01/15/21 01:36	156-59-2	
trans-1,2-Dichloroethene	ND	mg/kg	0.0046	0.00075	1		01/15/21 01:36	156-60-5	
Methylene Chloride	ND	mg/kg	0.018	0.0022	1		01/15/21 01:36	75-09-2	
Tetrachloroethene	**0.88**	mg/kg	0.24	0.014	50		01/19/21 04:58	127-18-4	
1,1,1-Trichloroethane	**0.0045J**	mg/kg	0.0046	0.00054	1		01/15/21 01:36	71-55-6	
Trichloroethene	**0.017**	mg/kg	0.0046	0.00088	1		01/15/21 01:36	79-01-6	
Vinyl chloride	ND	mg/kg	0.0046	0.00026	1		01/15/21 01:36	75-01-4	
Surrogates									
Dibromofluoromethane (S)	118	%.	73-133		1		01/15/21 01:36	1868-53-7	
Toluene-d8 (S)	109	%.	73-130		1		01/15/21 01:36	2037-26-5	
4-Bromofluorobenzene (S)	74	%.	55-129		1		01/15/21 01:36	460-00-4	
Percent Moisture	Analytical Method: SM 2540G								
	Pace Analytical Services - Indianapolis								
Percent Moisture	**4.1**	%	0.10	0.10	1		01/15/21 13:26		N2

This report shall not be reproduced, except in full,
without the written consent of Pace Analytical Services, LLC.

Pace Analytical Services, LLC
7726 Moller Road
Indianapolis, IN 46268
(317)228-3100

ANALYTICAL RESULTS

Project: Amphenol
Pace Project No.: 50277692

Sample: GP-63 SL(15.75'-16.25') **Lab ID: 50277692019** Collected: 01/12/21 23:10 Received: 01/13/21 12:55 Matrix: Solid

Results reported on a "dry weight" basis and are adjusted for percent moisture, sample size and any dilutions.

Parameters	Results	Units	Report Limit	MDL	DF	Prepared	Analyzed	CAS No.	Qual
8260 MSV 5035A VOA	Analytical Method: EPA 8260								
	Pace Analytical Services - Indianapolis								
1,1-Dichloroethane	ND	mg/kg	0.0046	0.00058	1		01/15/21 02:11	75-34-3	
1,2-Dichloroethane	ND	mg/kg	0.0046	0.00069	1		01/15/21 02:11	107-06-2	
cis-1,2-Dichloroethene	ND	mg/kg	0.0046	0.00093	1		01/15/21 02:11	156-59-2	
trans-1,2-Dichloroethene	ND	mg/kg	0.0046	0.00076	1		01/15/21 02:11	156-60-5	
Methylene Chloride	ND	mg/kg	0.018	0.0022	1		01/15/21 02:11	75-09-2	
Tetrachloroethene	**0.025**	mg/kg	0.0046	0.00028	1		01/19/21 06:36	127-18-4	
1,1,1-Trichloroethane	ND	mg/kg	0.0046	0.00054	1		01/15/21 02:11	71-55-6	
Trichloroethene	**0.0026J**	mg/kg	0.0046	0.00088	1		01/15/21 02:11	79-01-6	
Vinyl chloride	ND	mg/kg	0.0046	0.00026	1		01/15/21 02:11	75-01-4	
Surrogates									
Dibromofluoromethane (S)	120	%.	73-133		1		01/15/21 02:11	1868-53-7	
Toluene-d8 (S)	100	%.	73-130		1		01/15/21 02:11	2037-26-5	
4-Bromofluorobenzene (S)	83	%.	55-129		1		01/15/21 02:11	460-00-4	
Percent Moisture	Analytical Method: SM 2540G								
	Pace Analytical Services - Indianapolis								
Percent Moisture	**9.9**	%	0.10	0.10	1		01/15/21 13:26		N2

This report shall not be reproduced, except in full,
without the written consent of Pace Analytical Services, LLC.

Pace Analytical Services, LLC
7726 Moller Road
Indianapolis, IN 46268
(317)228-3100

ANALYTICAL RESULTS

Project: Amphenol
Pace Project No.: 50277692

Sample: GP-63 SL(23.75'-24.25') **Lab ID: 50277692020** Collected: 01/12/21 23:00 Received: 01/13/21 12:55 Matrix: Solid

Results reported on a "dry weight" basis and are adjusted for percent moisture, sample size and any dilutions.

Parameters	Results	Units	Report Limit	MDL	DF	Prepared	Analyzed	CAS No.	Qual
8260 MSV 5035A VOA	Analytical Method: EPA 8260								
	Pace Analytical Services - Indianapolis								
1,1-Dichloroethane	ND	mg/kg	0.0056	0.00071	1		01/15/21 02:45	75-34-3	
1,2-Dichloroethane	ND	mg/kg	0.0056	0.00085	1		01/15/21 02:45	107-06-2	
cis-1,2-Dichloroethene	ND	mg/kg	0.0056	0.0011	1		01/15/21 02:45	156-59-2	
trans-1,2-Dichloroethene	ND	mg/kg	0.0056	0.00093	1		01/15/21 02:45	156-60-5	
Methylene Chloride	ND	mg/kg	0.022	0.0027	1		01/15/21 02:45	75-09-2	
Tetrachloroethene	**0.0030J**	mg/kg	0.0056	0.00066	1		01/15/21 02:45	127-18-4	
1,1,1-Trichloroethane	**0.0061**	mg/kg	0.0051	0.00022	1		01/19/21 07:01	71-55-6	
Trichloroethene	**0.0046J**	mg/kg	0.0056	0.0011	1		01/15/21 02:45	79-01-6	
Vinyl chloride	ND	mg/kg	0.0056	0.00032	1		01/15/21 02:45	75-01-4	
Surrogates									
Dibromofluoromethane (S)	124	%.	73-133		1		01/15/21 02:45	1868-53-7	
Toluene-d8 (S)	107	%.	73-130		1		01/15/21 02:45	2037-26-5	
4-Bromofluorobenzene (S)	76	%.	55-129		1		01/15/21 02:45	460-00-4	
Percent Moisture	Analytical Method: SM 2540G								
	Pace Analytical Services - Indianapolis								
Percent Moisture	**11.2**	%	0.10	0.10	1		01/15/21 13:26		N2

This report shall not be reproduced, except in full,
without the written consent of Pace Analytical Services, LLC.

Pace Analytical Services, LLC
7726 Moller Road
Indianapolis, IN 46268
(317)228-3100

ANALYTICAL RESULTS

Project: Amphenol
Pace Project No.: 50277692

Sample: GP-63 SL(24.25'-24.75') **Lab ID: 50277692021** Collected: 01/12/21 23:05 Received: 01/13/21 12:55 Matrix: Solid

Results reported on a "dry weight" basis and are adjusted for percent moisture, sample size and any dilutions.

Parameters	Results	Units	Report Limit	MDL	DF	Prepared	Analyzed	CAS No.	Qual
8260 MSV 5035A VOA	Analytical Method: EPA 8260								
	Pace Analytical Services - Indianapolis								
1,1-Dichloroethane	ND	mg/kg	0.0053	0.00067	1		01/15/21 03:20	75-34-3	
1,2-Dichloroethane	ND	mg/kg	0.0053	0.00080	1		01/15/21 03:20	107-06-2	
cis-1,2-Dichloroethene	ND	mg/kg	0.0053	0.0011	1		01/15/21 03:20	156-59-2	
trans-1,2-Dichloroethene	ND	mg/kg	0.0053	0.00087	1		01/15/21 03:20	156-60-5	
Methylene Chloride	**0.0043J**	mg/kg	0.021	0.0025	1		01/15/21 03:20	75-09-2	
Tetrachloroethene	ND	mg/kg	0.0053	0.00062	1		01/15/21 03:20	127-18-4	
1,1,1-Trichloroethane	**0.0092**	mg/kg	0.0047	0.00021	1		01/19/21 07:25	71-55-6	
Trichloroethene	ND	mg/kg	0.0053	0.0010	1		01/15/21 03:20	79-01-6	
Vinyl chloride	ND	mg/kg	0.0053	0.00030	1		01/15/21 03:20	75-01-4	
Surrogates									
Dibromofluoromethane (S)	127	%.	73-133		1		01/15/21 03:20	1868-53-7	
Toluene-d8 (S)	116	%.	73-130		1		01/15/21 03:20	2037-26-5	
4-Bromofluorobenzene (S)	70	%.	55-129		1		01/15/21 03:20	460-00-4	
Percent Moisture	Analytical Method: SM 2540G								
	Pace Analytical Services - Indianapolis								
Percent Moisture	**7.2**	%	0.10	0.10	1		01/15/21 13:33		N2

This report shall not be reproduced, except in full,
without the written consent of Pace Analytical Services, LLC.

Pace Analytical Services, LLC
7726 Moller Road
Indianapolis, IN 46268
(317)228-3100

ANALYTICAL RESULTS

Project: Amphenol
Pace Project No.: 50277692

Sample: GP-64 SL(15.75'-16.25') **Lab ID: 50277692022** Collected: 01/13/21 00:50 Received: 01/13/21 12:55 Matrix: Solid

Results reported on a "dry weight" basis and are adjusted for percent moisture, sample size and any dilutions.

Parameters	Results	Units	Report Limit	MDL	DF	Prepared	Analyzed	CAS No.	Qual
8260 MSV 5035A VOA	Analytical Method: EPA 8260								
	Pace Analytical Services - Indianapolis								
1,1-Dichloroethane	ND	mg/kg	0.0042	0.00052	1		01/15/21 03:54	75-34-3	
1,2-Dichloroethane	ND	mg/kg	0.0042	0.00063	1		01/15/21 03:54	107-06-2	
cis-1,2-Dichloroethene	ND	mg/kg	0.0042	0.00084	1		01/15/21 03:54	156-59-2	
trans-1,2-Dichloroethene	ND	mg/kg	0.0042	0.00068	1		01/15/21 03:54	156-60-5	
Methylene Chloride	**0.0027J**	mg/kg	0.017	0.0020	1		01/15/21 03:54	75-09-2	
Tetrachloroethene	**0.020**	mg/kg	0.0045	0.00027	1		01/19/21 07:49	127-18-4	
1,1,1-Trichloroethane	ND	mg/kg	0.0042	0.00049	1		01/15/21 03:54	71-55-6	
Trichloroethene	ND	mg/kg	0.0042	0.00080	1		01/15/21 03:54	79-01-6	
Vinyl chloride	ND	mg/kg	0.0042	0.00024	1		01/15/21 03:54	75-01-4	
Surrogates									
Dibromofluoromethane (S)	119	%.	73-133		1		01/15/21 03:54	1868-53-7	
Toluene-d8 (S)	101	%.	73-130		1		01/15/21 03:54	2037-26-5	
4-Bromofluorobenzene (S)	79	%.	55-129		1		01/15/21 03:54	460-00-4	
Percent Moisture	Analytical Method: SM 2540G								
	Pace Analytical Services - Indianapolis								
Percent Moisture	**9.0**	%	0.10	0.10	1		01/15/21 13:34		N2

This report shall not be reproduced, except in full,
without the written consent of Pace Analytical Services, LLC.

Pace Analytical Services, LLC
7726 Moller Road
Indianapolis, IN 46268
(317)228-3100

ANALYTICAL RESULTS

Project: Amphenol
Pace Project No.: 50277692

Sample: GP-64 SL(23.50'-24.00') **Lab ID: 50277692023** Collected: 01/13/21 01:10 Received: 01/13/21 12:55 Matrix: Solid

Results reported on a "dry weight" basis and are adjusted for percent moisture, sample size and any dilutions.

Parameters	Results	Units	Report Limit	MDL	DF	Prepared	Analyzed	CAS No.	Qual
8260 MSV 5035A VOA	Analytical Method: EPA 8260								
	Pace Analytical Services - Indianapolis								
1,1-Dichloroethane	ND	mg/kg	10.7	0.79	2000		01/19/21 03:45	75-34-3	
1,2-Dichloroethane	ND	mg/kg	10.7	0.85	2000		01/19/21 03:45	107-06-2	
cis-1,2-Dichloroethene	ND	mg/kg	10.7	0.66	2000		01/19/21 03:45	156-59-2	
trans-1,2-Dichloroethene	ND	mg/kg	10.7	0.49	2000		01/19/21 03:45	156-60-5	
Methylene Chloride	ND	mg/kg	42.7	5.2	2000		01/19/21 03:45	75-09-2	
Tetrachloroethene	**279**	mg/kg	10.7	0.64	2000		01/19/21 03:45	127-18-4	
1,1,1-Trichloroethane	**2.2J**	mg/kg	10.7	0.47	2000		01/19/21 03:45	71-55-6	
Trichloroethene	**6.9J**	mg/kg	10.7	0.43	2000		01/19/21 03:45	79-01-6	
Vinyl chloride	ND	mg/kg	10.7	0.38	2000		01/19/21 03:45	75-01-4	
Surrogates									
Dibromofluoromethane (S)	109	%.	73-133		2000		01/19/21 03:45	1868-53-7	D4
Toluene-d8 (S)	92	%.	73-130		2000		01/19/21 03:45	2037-26-5	
4-Bromofluorobenzene (S)	99	%.	55-129		2000		01/19/21 03:45	460-00-4	
Percent Moisture	Analytical Method: SM 2540G								
	Pace Analytical Services - Indianapolis								
Percent Moisture	**14.5**	%	0.10	0.10	1		01/15/21 13:34		N2

This report shall not be reproduced, except in full,
without the written consent of Pace Analytical Services, LLC.

Pace Analytical Services, LLC
7726 Moller Road
Indianapolis, IN 46268
(317)228-3100

ANALYTICAL RESULTS

Project: Amphenol
Pace Project No.: 50277692

Sample: GP-64 SL(24.00'-24.50') **Lab ID: 50277692024** Collected: 01/13/21 01:15 Received: 01/13/21 12:55 Matrix: Solid

Results reported on a "dry weight" basis and are adjusted for percent moisture, sample size and any dilutions.

Parameters	Results	Units	Report Limit	MDL	DF	Prepared	Analyzed	CAS No.	Qual
8260 MSV 5035A VOA	Analytical Method: EPA 8260								
	Pace Analytical Services - Indianapolis								
1,1-Dichloroethane	ND	mg/kg	4.6	0.34	1000		01/19/21 04:09	75-34-3	
1,2-Dichloroethane	ND	mg/kg	4.6	0.37	1000		01/19/21 04:09	107-06-2	
cis-1,2-Dichloroethene	ND	mg/kg	4.6	0.29	1000		01/19/21 04:09	156-59-2	
trans-1,2-Dichloroethene	ND	mg/kg	4.6	0.21	1000		01/19/21 04:09	156-60-5	
Methylene Chloride	ND	mg/kg	18.4	2.2	1000		01/19/21 04:09	75-09-2	
Tetrachloroethene	**14.7**	mg/kg	4.6	0.28	1000		01/19/21 04:09	127-18-4	
1,1,1-Trichloroethane	**0.52J**	mg/kg	4.6	0.20	1000		01/19/21 04:09	71-55-6	
Trichloroethene	**15.9**	mg/kg	4.6	0.18	1000		01/19/21 04:09	79-01-6	
Vinyl chloride	ND	mg/kg	4.6	0.17	1000		01/19/21 04:09	75-01-4	
Surrogates									
Dibromofluoromethane (S)	105	%.	73-133		1000		01/19/21 04:09	1868-53-7	D4
Toluene-d8 (S)	95	%.	73-130		1000		01/19/21 04:09	2037-26-5	
4-Bromofluorobenzene (S)	96	%.	55-129		1000		01/19/21 04:09	460-00-4	
Percent Moisture	Analytical Method: SM 2540G								
	Pace Analytical Services - Indianapolis								
Percent Moisture	**9.9**	%	0.10	0.10	1		01/15/21 13:34		N2

This report shall not be reproduced, except in full,
without the written consent of Pace Analytical Services, LLC.

Pace Analytical Services, LLC
7726 Moller Road
Indianapolis, IN 46268
(317)228-3100

ANALYTICAL RESULTS

Project: Amphenol
Pace Project No.: 50277692

Sample: GP-64 SL(24.50'-25.00') **Lab ID: 50277692025** Collected: 01/13/21 01:20 Received: 01/13/21 12:55 Matrix: Solid

Results reported on a "dry weight" basis and are adjusted for percent moisture, sample size and any dilutions.

Parameters	Results	Units	Report Limit	MDL	DF	Prepared	Analyzed	CAS No.	Qual
8260 MSV 5035A VOA	Analytical Method: EPA 8260								
	Pace Analytical Services - Indianapolis								
1,1-Dichloroethane	**0.026**	mg/kg	0.0045	0.00057	1		01/15/21 04:29	75-34-3	
1,2-Dichloroethane	ND	mg/kg	0.0045	0.00068	1		01/15/21 04:29	107-06-2	
cis-1,2-Dichloroethene	ND	mg/kg	0.0045	0.00091	1		01/15/21 04:29	156-59-2	
trans-1,2-Dichloroethene	ND	mg/kg	0.0045	0.00074	1		01/15/21 04:29	156-60-5	
Methylene Chloride	**0.0024J**	mg/kg	0.018	0.0021	1		01/15/21 04:29	75-09-2	
Tetrachloroethene	**0.061**	mg/kg	0.0045	0.00027	1		01/19/21 08:14	127-18-4	
1,1,1-Trichloroethane	ND	mg/kg	0.0045	0.00053	1		01/15/21 04:29	71-55-6	
Trichloroethene	**0.011**	mg/kg	0.0045	0.00086	1		01/15/21 04:29	79-01-6	
Vinyl chloride	ND	mg/kg	0.0045	0.00026	1		01/15/21 04:29	75-01-4	
Surrogates									
Dibromofluoromethane (S)	124	%.	73-133		1		01/15/21 04:29	1868-53-7	
Toluene-d8 (S)	114	%.	73-130		1		01/15/21 04:29	2037-26-5	
4-Bromofluorobenzene (S)	71	%.	55-129		1		01/15/21 04:29	460-00-4	
Percent Moisture	Analytical Method: SM 2540G								
	Pace Analytical Services - Indianapolis								
Percent Moisture	**9.0**	%	0.10	0.10	1		01/15/21 13:34		N2

This report shall not be reproduced, except in full,
without the written consent of Pace Analytical Services, LLC.

Pace Analytical Services, LLC
7726 Moller Road
Indianapolis, IN 46268
(317)228-3100

ANALYTICAL RESULTS

Project: Amphenol
Pace Project No.: 50277692

Sample: FD-1 SL **Lab ID: 50277692026** Collected: 01/12/21 08:00 Received: 01/13/21 12:55 Matrix: Solid

Results reported on a "dry weight" basis and are adjusted for percent moisture, sample size and any dilutions.

Parameters	Results	Units	Report Limit	MDL	DF	Prepared	Analyzed	CAS No.	Qual
8260 MSV 5035A VOA	Analytical Method: EPA 8260								
	Pace Analytical Services - Indianapolis								
1,1-Dichloroethane	ND	mg/kg	0.0060	0.00076	1		01/15/21 05:04	75-34-3	
1,2-Dichloroethane	ND	mg/kg	0.0060	0.00090	1		01/15/21 05:04	107-06-2	
cis-1,2-Dichloroethene	ND	mg/kg	0.0060	0.0012	1		01/15/21 05:04	156-59-2	
trans-1,2-Dichloroethene	ND	mg/kg	0.0060	0.00099	1		01/15/21 05:04	156-60-5	
Methylene Chloride	**0.0033J**	mg/kg	0.024	0.0028	1		01/15/21 05:04	75-09-2	
Tetrachloroethene	ND	mg/kg	0.0060	0.00071	1		01/15/21 05:04	127-18-4	
1,1,1-Trichloroethane	ND	mg/kg	0.0060	0.00071	1		01/15/21 05:04	71-55-6	
Trichloroethene	ND	mg/kg	0.0060	0.0011	1		01/15/21 05:04	79-01-6	
Vinyl chloride	ND	mg/kg	0.0060	0.00034	1		01/15/21 05:04	75-01-4	
Surrogates									
Dibromofluoromethane (S)	119	%.	73-133		1		01/15/21 05:04	1868-53-7	
Toluene-d8 (S)	99	%.	73-130		1		01/15/21 05:04	2037-26-5	
4-Bromofluorobenzene (S)	83	%.	55-129		1		01/15/21 05:04	460-00-4	
Percent Moisture	Analytical Method: SM 2540G								
	Pace Analytical Services - Indianapolis								
Percent Moisture	**13.9**	%	0.10	0.10	1		01/15/21 13:34		N2

This report shall not be reproduced, except in full,
without the written consent of Pace Analytical Services, LLC.

Pace Analytical Services, LLC
7726 Moller Road
Indianapolis, IN 46268
(317)228-3100

ANALYTICAL RESULTS

Project: Amphenol
Pace Project No.: 50277692

Sample: FD-2 SL **Lab ID: 50277692027** Collected: 01/12/21 08:00 Received: 01/13/21 12:55 Matrix: Solid

Results reported on a "dry weight" basis and are adjusted for percent moisture, sample size and any dilutions.

Parameters	Results	Units	Report Limit	MDL	DF	Prepared	Analyzed	CAS No.	Qual
8260 MSV 5035A VOA	Analytical Method: EPA 8260								
	Pace Analytical Services - Indianapolis								
1,1-Dichloroethane	ND	mg/kg	0.0063	0.00080	1		01/15/21 05:38	75-34-3	
1,2-Dichloroethane	ND	mg/kg	0.0063	0.00096	1		01/15/21 05:38	107-06-2	
cis-1,2-Dichloroethene	ND	mg/kg	0.0063	0.0013	1		01/15/21 05:38	156-59-2	
trans-1,2-Dichloroethene	ND	mg/kg	0.0063	0.0010	1		01/15/21 05:38	156-60-5	
Methylene Chloride	**0.0042J**	mg/kg	0.025	0.0030	1		01/15/21 05:38	75-09-2	
Tetrachloroethene	ND	mg/kg	0.0063	0.00075	1		01/15/21 05:38	127-18-4	
1,1,1-Trichloroethane	**0.018**	mg/kg	0.0062	0.00027	1		01/19/21 08:38	71-55-6	
Trichloroethene	ND	mg/kg	0.0063	0.0012	1		01/15/21 05:38	79-01-6	
Vinyl chloride	ND	mg/kg	0.0063	0.00036	1		01/15/21 05:38	75-01-4	
Surrogates									
Dibromofluoromethane (S)	125	%.	73-133		1		01/15/21 05:38	1868-53-7	
Toluene-d8 (S)	112	%.	73-130		1		01/15/21 05:38	2037-26-5	
4-Bromofluorobenzene (S)	70	%.	55-129		1		01/15/21 05:38	460-00-4	
Percent Moisture	Analytical Method: SM 2540G								
	Pace Analytical Services - Indianapolis								
Percent Moisture	**7.2**	%	0.10	0.10	1		01/15/21 13:34		N2

This report shall not be reproduced, except in full,
without the written consent of Pace Analytical Services, LLC.

Pace Analytical Services, LLC
7726 Moller Road
Indianapolis, IN 46268
(317)228-3100

ANALYTICAL RESULTS

Project: Amphenol
Pace Project No.: 50277692

Sample: FD-3 SL **Lab ID: 50277692028** Collected: 01/13/21 08:00 Received: 01/13/21 12:55 Matrix: Solid

Results reported on a "dry weight" basis and are adjusted for percent moisture, sample size and any dilutions.

Parameters	Results	Units	Report Limit	MDL	DF	Prepared	Analyzed	CAS No.	Qual
8260 MSV 5035A VOA	Analytical Method: EPA 8260								
	Pace Analytical Services - Indianapolis								
1,1-Dichloroethane	ND	mg/kg	4.2	0.31	1000		01/19/21 04:34	75-34-3	
1,2-Dichloroethane	ND	mg/kg	4.2	0.34	1000		01/19/21 04:34	107-06-2	
cis-1,2-Dichloroethene	ND	mg/kg	4.2	0.26	1000		01/19/21 04:34	156-59-2	
trans-1,2-Dichloroethene	ND	mg/kg	4.2	0.20	1000		01/19/21 04:34	156-60-5	
Methylene Chloride	ND	mg/kg	17.0	2.1	1000		01/19/21 04:34	75-09-2	
Tetrachloroethene	**24.0**	mg/kg	4.2	0.25	1000		01/19/21 04:34	127-18-4	
1,1,1-Trichloroethane	**0.43J**	mg/kg	4.2	0.19	1000		01/19/21 04:34	71-55-6	
Trichloroethene	**11.8**	mg/kg	4.2	0.17	1000		01/19/21 04:34	79-01-6	
Vinyl chloride	ND	mg/kg	4.2	0.15	1000		01/19/21 04:34	75-01-4	
Surrogates									
Dibromofluoromethane (S)	105	%.	73-133		1000		01/19/21 04:34	1868-53-7	D4
Toluene-d8 (S)	95	%.	73-130		1000		01/19/21 04:34	2037-26-5	
4-Bromofluorobenzene (S)	99	%.	55-129		1000		01/19/21 04:34	460-00-4	
Percent Moisture	Analytical Method: SM 2540G								
	Pace Analytical Services - Indianapolis								
Percent Moisture	**9.4**	%	0.10	0.10	1		01/15/21 13:34		N2

This report shall not be reproduced, except in full,
without the written consent of Pace Analytical Services, LLC.

Pace Analytical Services, LLC
7726 Moller Road
Indianapolis, IN 46268
(317)228-3100

ANALYTICAL RESULTS

Project: Amphenol
Pace Project No.: 50277692

Sample: TB-1 WT **Lab ID: 50277692029** Collected: 01/12/21 08:00 Received: 01/13/21 12:55 Matrix: Water

Parameters	Results	Units	Report Limit	MDL	DF	Prepared	Analyzed	CAS No.	Qual
8260/5030 MSV unpreserved	Analytical Method: EPA 8260								
	Pace Analytical Services - Indianapolis								
1,1-Dichloroethane	ND	ug/L	5.0	0.41	1		01/14/21 14:27	75-34-3	
1,2-Dichloroethane	ND	ug/L	5.0	0.41	1		01/14/21 14:27	107-06-2	
cis-1,2-Dichloroethene	ND	ug/L	5.0	0.46	1		01/14/21 14:27	156-59-2	
trans-1,2-Dichloroethene	ND	ug/L	5.0	0.32	1		01/14/21 14:27	156-60-5	
Methylene Chloride	**1.5J**	ug/L	5.0	0.081	1		01/14/21 14:27	75-09-2	
Tetrachloroethene	ND	ug/L	5.0	0.44	1		01/14/21 14:27	127-18-4	
1,1,1-Trichloroethane	ND	ug/L	5.0	0.40	1		01/14/21 14:27	71-55-6	
Trichloroethene	ND	ug/L	5.0	0.46	1		01/14/21 14:27	79-01-6	
Vinyl chloride	ND	ug/L	2.0	0.28	1		01/14/21 14:27	75-01-4	
Surrogates									
Dibromofluoromethane (S)	100	%.	75-120		1		01/14/21 14:27	1868-53-7	
4-Bromofluorobenzene (S)	100	%.	85-116		1		01/14/21 14:27	460-00-4	
Toluene-d8 (S)	100	%.	83-111		1		01/14/21 14:27	2037-26-5	

This report shall not be reproduced, except in full,
without the written consent of Pace Analytical Services, LLC.

Pace Analytical Services, LLC
7726 Moller Road
Indianapolis, IN 46268
(317)228-3100

ANALYTICAL RESULTS

Project: Amphenol
Pace Project No.: 50277692

Sample: EB-1 WT **Lab ID: 50277692030** Collected: 01/13/21 02:40 Received: 01/13/21 12:55 Matrix: Water

Parameters	Results	Units	Report Limit	MDL	DF	Prepared	Analyzed	CAS No.	Qual
8260/5030 MSV	Analytical Method: EPA 8260								
	Pace Analytical Services - Indianapolis								
1,1-Dichloroethane	ND	ug/L	5.0	0.41	1		01/14/21 14:52	75-34-3	
1,2-Dichloroethane	ND	ug/L	5.0	0.41	1		01/14/21 14:52	107-06-2	
cis-1,2-Dichloroethene	ND	ug/L	5.0	0.46	1		01/14/21 14:52	156-59-2	
trans-1,2-Dichloroethene	ND	ug/L	5.0	0.32	1		01/14/21 14:52	156-60-5	
Methylene Chloride	ND	ug/L	5.0	0.081	1		01/14/21 14:52	75-09-2	
Tetrachloroethene	ND	ug/L	5.0	0.44	1		01/14/21 14:52	127-18-4	
1,1,1-Trichloroethane	ND	ug/L	5.0	0.40	1		01/14/21 14:52	71-55-6	
Trichloroethene	ND	ug/L	5.0	0.46	1		01/14/21 14:52	79-01-6	
Vinyl chloride	ND	ug/L	2.0	0.28	1		01/14/21 14:52	75-01-4	
Surrogates									
Dibromofluoromethane (S)	102	%.	75-120		1		01/14/21 14:52	1868-53-7	
4-Bromofluorobenzene (S)	99	%.	85-116		1		01/14/21 14:52	460-00-4	
Toluene-d8 (S)	99	%.	83-111		1		01/14/21 14:52	2037-26-5	

This report shall not be reproduced, except in full,
without the written consent of Pace Analytical Services, LLC.

Pace Analytical Services, LLC
7726 Moller Road
Indianapolis, IN 46268
(317)228-3100

QUALITY CONTROL DATA

Project: Amphenol
Pace Project No.: 50277692

QC Batch: 602439
QC Batch Method: EPA 8260
Analysis Method: EPA 8260
Analysis Description: 8260 MSV
Laboratory: Pace Analytical Services - Indianapolis

Associated Lab Samples: 50277692030

METHOD BLANK: 2778008
Matrix: Water
Associated Lab Samples: 50277692029, 50277692030

Parameter	Units	Blank Result	Reporting Limit	MDL	Analyzed	Qualifiers
1,1,1-Trichloroethane	ug/L	ND	5.0	0.40	01/14/21 14:01	
1,1-Dichloroethane	ug/L	ND	5.0	0.41	01/14/21 14:01	
1,2-Dichloroethane	ug/L	ND	5.0	0.41	01/14/21 14:01	
cis-1,2-Dichloroethene	ug/L	ND	5.0	0.46	01/14/21 14:01	
Methylene Chloride	ug/L	ND	5.0	0.081	01/14/21 14:01	
Tetrachloroethene	ug/L	ND	5.0	0.44	01/14/21 14:01	
trans-1,2-Dichloroethene	ug/L	ND	5.0	0.32	01/14/21 14:01	
Trichloroethene	ug/L	ND	5.0	0.46	01/14/21 14:01	
Vinyl chloride	ug/L	ND	2.0	0.28	01/14/21 14:01	
4-Bromofluorobenzene (S)	%.	98	85-116		01/14/21 14:01	
Dibromofluoromethane (S)	%.	102	75-120		01/14/21 14:01	
Toluene-d8 (S)	%.	98	83-111		01/14/21 14:01	

LABORATORY CONTROL SAMPLE: 2778009

Parameter	Units	Spike Conc.	LCS Result	LCS % Rec	% Rec Limits	Qualifiers
1,1,1-Trichloroethane	ug/L	50	60.6	121	78-130	
1,1-Dichloroethane	ug/L	50	59.9	120	77-123	
1,2-Dichloroethane	ug/L	50	58.4	117	66-127	
cis-1,2-Dichloroethene	ug/L	50	58.8	118	76-120	
Methylene Chloride	ug/L	50	54.4	109	68-126	
Tetrachloroethene	ug/L	50	58.0	116	70-123	
trans-1,2-Dichloroethene	ug/L	50	60.0	120	79-126	
Trichloroethene	ug/L	50	59.5	119	78-120	
Vinyl chloride	ug/L	50	46.1	92	55-122	
4-Bromofluorobenzene (S)	%.			97	85-116	
Dibromofluoromethane (S)	%.			100	75-120	
Toluene-d8 (S)	%.			98	83-111	

MATRIX SPIKE SAMPLE: 2778011

Parameter	Units	50277754003 Result	Spike Conc.	MS Result	MS % Rec	% Rec Limits	Qualifiers
1,1,1-Trichloroethane	ug/L	473	50	727	507	56-144	M1
1,1-Dichloroethane	ug/L	8.5	50	67.1	117	53-140	
1,2-Dichloroethane	ug/L	ND	50	57.3	115	46-145	
cis-1,2-Dichloroethene	ug/L	ND	50	58.7	114	53-134	
Methylene Chloride	ug/L	ND	50	51.7	103	46-138	

Results presented on this page are in the units indicated by the "Units" column except where an alternate unit is presented to the right of the result.

REPORT OF LABORATORY ANALYSIS

This report shall not be reproduced, except in full,
without the written consent of Pace Analytical Services, LLC.

Pace Analytical Services, LLC
7726 Moller Road
Indianapolis, IN 46268
(317)228-3100

QUALITY CONTROL DATA

Project: Amphenol
Pace Project No.: 50277692

MATRIX SPIKE SAMPLE: 2778011

Parameter	Units	50277754003 Result	Spike Conc.	MS Result	MS % Rec	% Rec Limits	Qualifiers
Tetrachloroethene	ug/L	ND	50	56.2	112	32-140	
trans-1,2-Dichloroethene	ug/L	ND	50	59.5	119	57-138	
Trichloroethene	ug/L	21.0	50	80.7	119	47-137	
Vinyl chloride	ug/L	ND	50	50.5	101	36-136	
4-Bromofluorobenzene (S)	%.				99	85-116	
Dibromofluoromethane (S)	%.				100	75-120	
Toluene-d8 (S)	%.				102	83-111	

SAMPLE DUPLICATE: 2778010

Parameter	Units	50277754002 Result	Dup Result	RPD	Max RPD	Qualifiers
1,1,1-Trichloroethane	ug/L	ND	ND		20	
1,1-Dichloroethane	ug/L	ND	ND		20	
1,2-Dichloroethane	ug/L	ND	ND		20	
cis-1,2-Dichloroethene	ug/L	ND	ND		20	
Methylene Chloride	ug/L	ND	ND		20	
Tetrachloroethene	ug/L	ND	ND		20	
trans-1,2-Dichloroethene	ug/L	ND	ND		20	
Trichloroethene	ug/L	ND	ND		20	
Vinyl chloride	ug/L	ND	ND		20	
4-Bromofluorobenzene (S)	%.	100	99			
Dibromofluoromethane (S)	%.	102	101			
Toluene-d8 (S)	%.	100	98			

Results presented on this page are in the units indicated by the "Units" column except where an alternate unit is presented to the right of the result.

This report shall not be reproduced, except in full,
without the written consent of Pace Analytical Services, LLC.

Pace Analytical Services, LLC
7726 Moller Road
Indianapolis, IN 46268
(317)228-3100

QUALITY CONTROL DATA

Project: Amphenol
Pace Project No.: 50277692

QC Batch: 602390
QC Batch Method: EPA 8260
Analysis Method: EPA 8260
Analysis Description: 8260 MSV 5035A Volatile Organics
Laboratory: Pace Analytical Services - Indianapolis
Associated Lab Samples: 50277692001, 50277692002, 50277692003, 50277692004, 50277692005, 50277692006, 50277692007, 50277692008, 50277692009

METHOD BLANK: 2777796
Matrix: Solid
Associated Lab Samples: 50277692001, 50277692002, 50277692003, 50277692004, 50277692005, 50277692006, 50277692007, 50277692008, 50277692009

Parameter	Units	Blank Result	Reporting Limit	MDL	Analyzed	Qualifiers
1,1,1-Trichloroethane	mg/kg	ND	0.0050	0.00059	01/14/21 12:57	
1,1-Dichloroethane	mg/kg	ND	0.0050	0.00063	01/14/21 12:57	
1,2-Dichloroethane	mg/kg	ND	0.0050	0.00075	01/14/21 12:57	
cis-1,2-Dichloroethene	mg/kg	ND	0.0050	0.0010	01/14/21 12:57	
Methylene Chloride	mg/kg	ND	0.020	0.0024	01/14/21 12:57	
Tetrachloroethene	mg/kg	ND	0.0050	0.00030	01/14/21 12:57	
trans-1,2-Dichloroethene	mg/kg	ND	0.0050	0.00082	01/14/21 12:57	
Trichloroethene	mg/kg	ND	0.0050	0.00096	01/14/21 12:57	
Vinyl chloride	mg/kg	ND	0.0050	0.00029	01/14/21 12:57	
4-Bromofluorobenzene (S)	%.	90	55-129		01/14/21 12:57	
Dibromofluoromethane (S)	%.	122	73-133		01/14/21 12:57	
Toluene-d8 (S)	%.	99	73-130		01/14/21 12:57	

LABORATORY CONTROL SAMPLE: 2777797

Parameter	Units	Spike Conc.	LCS Result	LCS % Rec	% Rec Limits	Qualifiers
1,1,1-Trichloroethane	mg/kg	0.05	0.054	108	72-132	
1,2-Dichloroethane	mg/kg	0.05	0.047	93	67-129	
cis-1,2-Dichloroethene	mg/kg	0.05	0.052	103	73-117	
Methylene Chloride	mg/kg	0.05	0.054	107	62-137	
Tetrachloroethene	mg/kg	0.05	0.062	123	59-119	L1
trans-1,2-Dichloroethene	mg/kg	0.05	0.051	102	71-125	
Trichloroethene	mg/kg	0.05	0.048	95	68-118	
Vinyl chloride	mg/kg	0.05	0.047	94	49-125	
4-Bromofluorobenzene (S)	%.			91	55-129	
Dibromofluoromethane (S)	%.			111	73-133	
Toluene-d8 (S)	%.			101	73-130	

Results presented on this page are in the units indicated by the "Units" column except where an alternate unit is presented to the right of the result.

This report shall not be reproduced, except in full,
without the written consent of Pace Analytical Services, LLC.

Pace Analytical Services, LLC
7726 Moller Road
Indianapolis, IN 46268
(317)228-3100

QUALITY CONTROL DATA

Project: Amphenol
Pace Project No.: 50277692

QC Batch: 602394
QC Batch Method: EPA 8260
Analysis Method: EPA 8260
Analysis Description: 8260 MSV 5035A Volatile Organics
Laboratory: Pace Analytical Services - Indianapolis

Associated Lab Samples: 50277692013

METHOD BLANK: 2777803 Matrix: Solid
Associated Lab Samples: 50277692013

Parameter	Units	Blank Result	Reporting Limit	MDL	Analyzed	Qualifiers
1,1,1-Trichloroethane	mg/kg	ND	0.0050	0.00059	01/15/21 01:19	
1,1-Dichloroethane	mg/kg	ND	0.0050	0.00080	01/15/21 01:19	
1,2-Dichloroethane	mg/kg	ND	0.0050	0.00054	01/15/21 01:19	
cis-1,2-Dichloroethene	mg/kg	ND	0.0050	0.00062	01/15/21 01:19	
Methylene Chloride	mg/kg	0.0011J	0.020	0.0010	01/15/21 01:19	
Tetrachloroethene	mg/kg	ND	0.0050	0.00086	01/15/21 01:19	
trans-1,2-Dichloroethene	mg/kg	ND	0.0050	0.00090	01/15/21 01:19	
Trichloroethene	mg/kg	ND	0.0050	0.00074	01/15/21 01:19	
Vinyl chloride	mg/kg	ND	0.0050	0.00044	01/15/21 01:19	
4-Bromofluorobenzene (S)	%.	87	55-129		01/15/21 01:19	
Dibromofluoromethane (S)	%.	116	73-133		01/15/21 01:19	
Toluene-d8 (S)	%.	96	73-130		01/15/21 01:19	

LABORATORY CONTROL SAMPLE: 2777804

Parameter	Units	Spike Conc.	LCS Result	LCS % Rec	% Rec Limits	Qualifiers
1,1,1-Trichloroethane	mg/kg	0.05	0.051	103	72-132	
1,2-Dichloroethane	mg/kg	0.05	0.050	101	67-129	
cis-1,2-Dichloroethene	mg/kg	0.05	0.049	99	73-117	
Methylene Chloride	mg/kg	0.05	0.051	103	62-137	
Tetrachloroethene	mg/kg	0.05	0.055	109	59-119	
trans-1,2-Dichloroethene	mg/kg	0.05	0.049	97	71-125	
Trichloroethene	mg/kg	0.05	0.044	88	68-118	
Vinyl chloride	mg/kg	0.05	0.041	82	49-125	
4-Bromofluorobenzene (S)	%.			92	55-129	
Dibromofluoromethane (S)	%.			114	73-133	
Toluene-d8 (S)	%.			101	73-130	

MATRIX SPIKE & MATRIX SPIKE DUPLICATE: 2777805 2777806

Parameter	Units	50277692013 Result	MS Spike Conc.	MSD Spike Conc.	MS Result	MSD Result	MS % Rec	MSD % Rec	% Rec Limits	RPD	Max RPD	Qual
1,1,1-Trichloroethane	mg/kg	ND	0.047	0.046	0.051	0.050	109	111	48-141	2	20	
1,2-Dichloroethane	mg/kg	ND	0.047	0.046	0.045	0.046	97	101	35-142	1	20	
cis-1,2-Dichloroethene	mg/kg	ND	0.047	0.046	0.048	0.047	101	103	30-143	2	20	
Methylene Chloride	mg/kg	ND	0.047	0.046	0.058	0.054	123	119	24-158	7	20	
Tetrachloroethene	mg/kg	ND	0.047	0.046	0.064	0.066	137	145	10-173	2	20	

Results presented on this page are in the units indicated by the "Units" column except where an alternate unit is presented to the right of the result.

REPORT OF LABORATORY ANALYSIS

This report shall not be reproduced, except in full,
without the written consent of Pace Analytical Services, LLC.

Pace Analytical Services, LLC
7726 Moller Road
Indianapolis, IN 46268
(317)228-3100

QUALITY CONTROL DATA

Project: Amphenol
Pace Project No.: 50277692

MATRIX SPIKE & MATRIX SPIKE DUPLICATE: 2777805 2777806

Parameter	Units	50277692013 Result	MS Spike Conc.	MSD Spike Conc.	MS Result	MSD Result	MS % Rec	MSD % Rec	% Rec Limits	RPD	Max RPD	Qual
trans-1,2-Dichloroethene	mg/kg	ND	0.047	0.046	0.048	0.046	103	103	28-156	4	20	
Trichloroethene	mg/kg	ND	0.047	0.046	0.039	0.040	83	88	12-153	2	20	
Vinyl chloride	mg/kg	ND	0.047	0.046	0.044	0.042	95	93	21-155	6	20	
4-Bromofluorobenzene (S)	%.						77	79	55-129			
Dibromofluoromethane (S)	%.						114	115	73-133			
Toluene-d8 (S)	%.						112	109	73-130			

Results presented on this page are in the units indicated by the "Units" column except where an alternate unit is presented to the right of the result.

This report shall not be reproduced, except in full,
without the written consent of Pace Analytical Services, LLC.

Pace Analytical Services, LLC
7726 Moller Road
Indianapolis, IN 46268
(317)228-3100

QUALITY CONTROL DATA

Project: Amphenol
Pace Project No.: 50277692

QC Batch: 602396
QC Batch Method: EPA 8260
Analysis Method: EPA 8260
Analysis Description: 8260 MSV 5035A Volatile Organics
Laboratory: Pace Analytical Services - Indianapolis
Associated Lab Samples: 50277692018, 50277692019, 50277692020, 50277692021, 50277692022, 50277692025, 50277692026, 50277692027

METHOD BLANK: 2777810
Matrix: Solid
Associated Lab Samples: 50277692018, 50277692019, 50277692020, 50277692021, 50277692022, 50277692025, 50277692026, 50277692027

Parameter	Units	Blank Result	Reporting Limit	MDL	Analyzed	Qualifiers
1,1,1-Trichloroethane	mg/kg	ND	0.0050	0.00059	01/15/21 01:02	
1,1-Dichloroethane	mg/kg	ND	0.0050	0.00063	01/15/21 01:02	
1,2-Dichloroethane	mg/kg	ND	0.0050	0.00075	01/15/21 01:02	
cis-1,2-Dichloroethene	mg/kg	ND	0.0050	0.0010	01/15/21 01:02	
Methylene Chloride	mg/kg	ND	0.020	0.0024	01/15/21 01:02	
Tetrachloroethene	mg/kg	ND	0.0050	0.00030	01/15/21 01:02	
trans-1,2-Dichloroethene	mg/kg	ND	0.0050	0.00082	01/15/21 01:02	
Trichloroethene	mg/kg	ND	0.0050	0.00096	01/15/21 01:02	
Vinyl chloride	mg/kg	ND	0.0050	0.00029	01/15/21 01:02	
4-Bromofluorobenzene (S)	%.	88	55-129		01/15/21 01:02	
Dibromofluoromethane (S)	%.	120	73-133		01/15/21 01:02	
Toluene-d8 (S)	%.	97	73-130		01/15/21 01:02	

LABORATORY CONTROL SAMPLE: 2777811

Parameter	Units	Spike Conc.	LCS Result	LCS % Rec	% Rec Limits	Qualifiers
1,1,1-Trichloroethane	mg/kg	0.05	0.050	99	72-132	
1,2-Dichloroethane	mg/kg	0.05	0.046	92	67-129	
cis-1,2-Dichloroethene	mg/kg	0.05	0.047	95	73-117	
Methylene Chloride	mg/kg	0.05	0.050	100	62-137	
Tetrachloroethene	mg/kg	0.05	0.054	107	59-119	
trans-1,2-Dichloroethene	mg/kg	0.05	0.046	92	71-125	
Trichloroethene	mg/kg	0.05	0.044	88	68-118	
Vinyl chloride	mg/kg	0.05	0.045	90	49-125	
4-Bromofluorobenzene (S)	%.			91	55-129	
Dibromofluoromethane (S)	%.			112	73-133	
Toluene-d8 (S)	%.			102	73-130	

Results presented on this page are in the units indicated by the "Units" column except where an alternate unit is presented to the right of the result.

This report shall not be reproduced, except in full,
without the written consent of Pace Analytical Services, LLC.

Pace Analytical Services, LLC
7726 Moller Road
Indianapolis, IN 46268
(317)228-3100

QUALITY CONTROL DATA

Project: Amphenol
Pace Project No.: 50277692

QC Batch: 602772
QC Batch Method: EPA 8260
Analysis Method: EPA 8260
Analysis Description: 8260 MSV 5035A Volatile Organics
Laboratory: Pace Analytical Services - Indianapolis
Associated Lab Samples: 50277692010, 50277692011, 50277692012, 50277692014, 50277692015, 50277692016, 50277692017, 50277692023, 50277692024, 50277692028

METHOD BLANK: 2779576
Matrix: Solid
Associated Lab Samples: 50277692010, 50277692011, 50277692012, 50277692014, 50277692015, 50277692016, 50277692017, 50277692023, 50277692024, 50277692028

Parameter	Units	Blank Result	Reporting Limit	MDL	Analyzed	Qualifiers
1,1,1-Trichloroethane	mg/kg	ND	0.0050	0.00022	01/18/21 22:25	
1,1-Dichloroethane	mg/kg	ND	0.0050	0.00037	01/18/21 22:25	
1,2-Dichloroethane	mg/kg	ND	0.0050	0.00040	01/18/21 22:25	
cis-1,2-Dichloroethene	mg/kg	ND	0.0050	0.00031	01/18/21 22:25	
Methylene Chloride	mg/kg	ND	0.020	0.0024	01/18/21 22:25	
Tetrachloroethene	mg/kg	ND	0.0050	0.00030	01/18/21 22:25	
trans-1,2-Dichloroethene	mg/kg	ND	0.0050	0.00023	01/18/21 22:25	
Trichloroethene	mg/kg	ND	0.0050	0.00020	01/18/21 22:25	
Vinyl chloride	mg/kg	ND	0.0050	0.00018	01/18/21 22:25	
4-Bromofluorobenzene (S)	%.	102	55-129		01/18/21 22:25	
Dibromofluoromethane (S)	%.	104	73-133		01/18/21 22:25	
Toluene-d8 (S)	%.	97	73-130		01/18/21 22:25	

LABORATORY CONTROL SAMPLE: 2779577

Parameter	Units	Spike Conc.	LCS Result	LCS % Rec	% Rec Limits	Qualifiers
1,1,1-Trichloroethane	mg/kg	0.05	0.053	105	72-132	
1,1-Dichloroethane	mg/kg	0.05	0.052	104	73-122	
1,2-Dichloroethane	mg/kg	0.05	0.054	107	67-129	
cis-1,2-Dichloroethene	mg/kg	0.05	0.050	101	73-117	
Methylene Chloride	mg/kg	0.05	0.055	111	62-137	
Tetrachloroethene	mg/kg	0.05	0.046	91	59-119	
trans-1,2-Dichloroethene	mg/kg	0.05	0.050	100	71-125	
Trichloroethene	mg/kg	0.05	0.050	101	68-118	
Vinyl chloride	mg/kg	0.05	0.050	101	49-125	
4-Bromofluorobenzene (S)	%.			112	55-129	
Dibromofluoromethane (S)	%.			102	73-133	
Toluene-d8 (S)	%.			97	73-130	

Results presented on this page are in the units indicated by the "Units" column except where an alternate unit is presented to the right of the result.

This report shall not be reproduced, except in full,
without the written consent of Pace Analytical Services, LLC.

Pace Analytical Services, LLC
7726 Moller Road
Indianapolis, IN 46268
(317)228-3100

QUALITY CONTROL DATA

Project: Amphenol
Pace Project No.: 50277692

QC Batch: 602550
QC Batch Method: SM 2540G
Analysis Method: SM 2540G
Analysis Description: Dry Weight/Percent Moisture
Laboratory: Pace Analytical Services - Indianapolis

Associated Lab Samples: 50277692001, 50277692002, 50277692003, 50277692004, 50277692005, 50277692006, 50277692007, 50277692008, 50277692009, 50277692010, 50277692011, 50277692012, 50277692013, 50277692014, 50277692015, 50277692016, 50277692017, 50277692018, 50277692019, 50277692020

SAMPLE DUPLICATE: 2778582

Parameter	Units	50277692013 Result	Dup Result	RPD	Max RPD	Qualifiers
Percent Moisture	%	8.2	10.2	22	5	N2,R1

Results presented on this page are in the units indicated by the "Units" column except where an alternate unit is presented to the right of the result.

This report shall not be reproduced, except in full,
without the written consent of Pace Analytical Services, LLC.

Pace Analytical Services, LLC
7726 Moller Road
Indianapolis, IN 46268
(317)228-3100

QUALITY CONTROL DATA

Project: Amphenol
Pace Project No.: 50277692

QC Batch: 602551
QC Batch Method: SM 2540G
Analysis Method: SM 2540G
Analysis Description: Dry Weight/Percent Moisture
Laboratory: Pace Analytical Services - Indianapolis
Associated Lab Samples: 50277692021, 50277692022, 50277692023, 50277692024, 50277692025, 50277692026, 50277692027, 50277692028

SAMPLE DUPLICATE: 2778583

Parameter	Units	50277843004 Result	Dup Result	RPD	Max RPD	Qualifiers
Percent Moisture	%	6.4	6.6	3	5	N2

Results presented on this page are in the units indicated by the "Units" column except where an alternate unit is presented to the right of the result.

This report shall not be reproduced, except in full,
without the written consent of Pace Analytical Services, LLC.

Pace Analytical Services, LLC
7726 Moller Road
Indianapolis, IN 46268
(317)228-3100

QUALIFIERS

Project: Amphenol
Pace Project No.: 50277692

DEFINITIONS

DF - Dilution Factor, if reported, represents the factor applied to the reported data due to dilution of the sample aliquot.

ND - Not Detected at or above adjusted reporting limit.

TNTC - Too Numerous To Count

J - Estimated concentration above the adjusted method detection limit and below the adjusted reporting limit.

MDL - Adjusted Method Detection Limit.

PQL - Practical Quantitation Limit.

RL - Reporting Limit - The lowest concentration value that meets project requirements for quantitative data with known precision and bias for a specific analyte in a specific matrix.

S - Surrogate

1,2-Diphenylhydrazine decomposes to and cannot be separated from Azobenzene using Method 8270. The result for each analyte is a combined concentration.

Consistent with EPA guidelines, unrounded data are displayed and have been used to calculate % recovery and RPD values.

LCS(D) - Laboratory Control Sample (Duplicate)

MS(D) - Matrix Spike (Duplicate)

DUP - Sample Duplicate

RPD - Relative Percent Difference

NC - Not Calculable.

SG - Silica Gel - Clean-Up

U - Indicates the compound was analyzed for, but not detected.

N-Nitrosodiphenylamine decomposes and cannot be separated from Diphenylamine using Method 8270. The result reported for each analyte is a combined concentration.

Pace Analytical is TNI accredited. Contact your Pace PM for the current list of accredited analytes.

TNI - The NELAC Institute.

ANALYTE QUALIFIERS

D4	Sample was diluted due to the presence of high levels of target analytes.
L1	Analyte recovery in the laboratory control sample (LCS) was above QC limits. Results for this analyte in associated samples may be biased high.
M1	Matrix spike recovery exceeded QC limits. Batch accepted based on laboratory control sample (LCS) recovery.
N2	The lab does not hold NELAC/TNI accreditation for this parameter but other accreditations/certifications may apply. A complete list of accreditations/certifications is available upon request.
R1	RPD value was outside control limits.

This report shall not be reproduced, except in full,
without the written consent of Pace Analytical Services, LLC.

Pace Analytical Services, LLC
7726 Moller Road
Indianapolis, IN 46268
(317)228-3100

QUALITY CONTROL DATA CROSS REFERENCE TABLE

Project: Amphenol
Pace Project No.: 50277692

Lab ID	Sample ID	QC Batch Method	QC Batch	Analytical Method	Analytical Batch
50277692030	**EB-1 WT**	EPA 8260	602439		
50277692029	**TB-1 WT**	EPA 8260	602439		
50277692001	**GP-59 SL(13.75'-14.25')**	EPA 8260	602390		
50277692002	**GP-59 SL(14.50'-15.00')**	EPA 8260	602390		
50277692003	**GP-59 SL(24.50'-25.00')**	EPA 8260	602390		
50277692004	**GP-59 SL(25.00'-25.50')**	EPA 8260	602390		
50277692005	**GP-59 SL(26.00'-26.50')**	EPA 8260	602390		
50277692006	**GP-60 SL(14.75'-15.25')**	EPA 8260	602390		
50277692007	**GP-60 SL(18.75'-19.25')**	EPA 8260	602390		
50277692008	**GP-60 SL(23.50'-24.00')**	EPA 8260	602390		
50277692009	**GP-60 SL(24.00'-24.50')**	EPA 8260	602390		
50277692010	**GP-61 SL(2.75'-3.25')**	EPA 8260	602772		
50277692011	**GP-61 SL(12.50'-13.00')**	EPA 8260	602772		
50277692012	**GP-61 SL(23.00'-23.50')**	EPA 8260	602772		
50277692013	**GP-61 SL(23.50'-24.00')**	EPA 8260	602394		
50277692014	**GP-62 SL(2.75'-3.25')**	EPA 8260	602772		
50277692015	**GP-62 SL(17.75'-18.25')**	EPA 8260	602772		
50277692016	**GP-62 SL(23.50'-24.00')**	EPA 8260	602772		
50277692017	**GP-62 SL(24.00'-24.50')**	EPA 8260	602772		
50277692018	**GP-63 SL(14.50'-15.00')**	EPA 8260	602396		
50277692019	**GP-63 SL(15.75'-16.25')**	EPA 8260	602396		
50277692020	**GP-63 SL(23.75'-24.25')**	EPA 8260	602396		
50277692021	**GP-63 SL(24.25'-24.75')**	EPA 8260	602396		
50277692022	**GP-64 SL(15.75'-16.25')**	EPA 8260	602396		
50277692023	**GP-64 SL(23.50'-24.00')**	EPA 8260	602772		
50277692024	**GP-64 SL(24.00'-24.50')**	EPA 8260	602772		
50277692025	**GP-64 SL(24.50'-25.00')**	EPA 8260	602396		
50277692026	**FD-1 SL**	EPA 8260	602396		
50277692027	**FD-2 SL**	EPA 8260	602396		
50277692028	**FD-3 SL**	EPA 8260	602772		
50277692001	**GP-59 SL(13.75'-14.25')**	SM 2540G	602550		
50277692002	**GP-59 SL(14.50'-15.00')**	SM 2540G	602550		
50277692003	**GP-59 SL(24.50'-25.00')**	SM 2540G	602550		
50277692004	**GP-59 SL(25.00'-25.50')**	SM 2540G	602550		
50277692005	**GP-59 SL(26.00'-26.50')**	SM 2540G	602550		
50277692006	**GP-60 SL(14.75'-15.25')**	SM 2540G	602550		
50277692007	**GP-60 SL(18.75'-19.25')**	SM 2540G	602550		
50277692008	**GP-60 SL(23.50'-24.00')**	SM 2540G	602550		
50277692009	**GP-60 SL(24.00'-24.50')**	SM 2540G	602550		
50277692010	**GP-61 SL(2.75'-3.25')**	SM 2540G	602550		
50277692011	**GP-61 SL(12.50'-13.00')**	SM 2540G	602550		
50277692012	**GP-61 SL(23.00'-23.50')**	SM 2540G	602550		
50277692013	**GP-61 SL(23.50'-24.00')**	SM 2540G	602550		
50277692014	**GP-62 SL(2.75'-3.25')**	SM 2540G	602550		

This report shall not be reproduced, except in full,
without the written consent of Pace Analytical Services, LLC.

Pace Analytical Services, LLC
7726 Moller Road
Indianapolis, IN 46268
(317)228-3100

QUALITY CONTROL DATA CROSS REFERENCE TABLE

Project: Amphenol
Pace Project No.: 50277692

Lab ID	Sample ID	QC Batch Method	QC Batch	Analytical Method	Analytical Batch
50277692015	**GP-62 SL(17.75'-18.25')**	SM 2540G	602550		
50277692016	**GP-62 SL(23.50'-24.00')**	SM 2540G	602550		
50277692017	**GP-62 SL(24.00'-24.50')**	SM 2540G	602550		
50277692018	**GP-63 SL(14.50'-15.00')**	SM 2540G	602550		
50277692019	**GP-63 SL(15.75'-16.25')**	SM 2540G	602550		
50277692020	**GP-63 SL(23.75'-24.25')**	SM 2540G	602550		
50277692021	**GP-63 SL(24.25'-24.75')**	SM 2540G	602551		
50277692022	**GP-64 SL(15.75'-16.25')**	SM 2540G	602551		
50277692023	**GP-64 SL(23.50'-24.00')**	SM 2540G	602551		
50277692024	**GP-64 SL(24.00'-24.50')**	SM 2540G	602551		
50277692025	**GP-64 SL(24.50'-25.00')**	SM 2540G	602551		
50277692026	**FD-1 SL**	SM 2540G	602551		
50277692027	**FD-2 SL**	SM 2540G	602551		
50277692028	**FD-3 SL**	SM 2540G	602551		

This report shall not be reproduced, except in full,
without the written consent of Pace Analytical Services, LLC.

WO#: 50277692

50277692

CHAIN-OF-CUSTODY / Analytical Request Document

The Chain-of-Custody is a LEGAL DOCUMENT. All relevant fields must be completed accurately.

Section A
Required Client Information:

Company:	IWM Consulting
Address:	7428 Rockville Road
	Indianapolis, IN 46214
Email:	cparks@iwmconsult.com
Phone: 317-968-9265	Fax:
Requested Due Date:	1-week TAT

Required Project Information:

Report To:	Chris Parks
Copy To:	bgentry@iwmconsult.com
Purchase Order #:	
Project Name:	Amphenol
Project #:	

Section C
Invoice Information:

Attention:	SAME
Company Name:	
Address:	
Pace Quote:	
Pace Project Manager:	heather.patterson@pacelabs.com
Pace Profile #:	658

Regulatory Agency	
State / Location	
	IN

Requested Analysis Filtered (Y/N): Y/N

MATRIX CODE: Drinking Water DW; Water WT; Waste Water WW; Product P; Soil/Solid SL; Oil OL; Wipe WP; Air AR; Other OT; Tissue TS

ITEM #	SAMPLE ID (One Character per box. (A-Z, 0-9 / , -) Sample Ids must be unique)	MATRIX CODE (see valid codes to left)	SAMPLE TYPE (G=GRAB C=COMP)	COLLECTED START DATE	COLLECTED START TIME	COLLECTED END DATE	COLLECTED END TIME	SAMPLE TEMP AT COLLECTION	# OF CONTAINERS	Preservatives: Unpreserved	H2SO4	HNO3	HCl	NaOH	Na2S2O3	Methanol	Other	Analyses Test: VOC by 8260 Shortlist	% moisture	Residual Chlorine (Y/N)	
1	GP-59 SL (13.75'-14.25')	SL	G			1/12/21	17:50		4	1						1	2		Y		001
2	GP-59 SL (14.50'-15.00')	SL	G			1/12/21	17:55		4	1						1	2		X		002
3	GP-59 SL (24.50'-25.00')	SL	G			1/12/21	18:05		4	1						1	2		Y		003
4	GP-59 SL (25.00'-25.50')	SL	G			1/12/21	18:30		4	1						1	2		X		004
5	GP-59 SL (26.00'-26.50')	SL	G			1/12/21	18:35		4	1						1	2		Y		005
6	GP-60 SL (14.75'-15.25')	SL	G			1/12/21	19:30		4	1						1	2		X		006
7	GP-60 SL (18.75'-19.25')	SL	G			1/12/21	19:35		4	1						1	2		Y		007
8	GP-60 SL (23.50'-24.00')	SL	G			1/12/21	19:50		4	1						1	2		Y		008
9	GP-60 SL (24.00'-24.50')	SL	G			1/12/21	19:55		4	1						1	2		Y		009
10	GP-61 SL (2.75'-3.25')	SL	G			1/12/21	20:15		4	1						1	2		Y		010
11	GP-61 SL (12.50'-13.00')	SL	G			1/12/21	20:20		4	1						1	2		Y		011
12	GP-61 SL (23.00'-23.50')	SL	G			1/12/21	20:35		4	1						1	2		X		012

ADDITIONAL COMMENTS	RELINQUISHED BY / AFFILIATION	DATE	TIME	ACCEPTED BY / AFFILIATION	DATE	TIME	SAMPLE CONDITIONS: TEMP in C	Received on Ice (Y/N)	Custody Sealed Cooler (Y/N)	Samples Intact (Y/N)
Shortlist includes:	Luke Lohrstorfer / IWM	01/13/2021	12:55	Daniel Pearson	01/13/21	1255	1.0	Y	N	Y
-1,1-DCA -PCE										
-1,2-DCA -1,1,1-TCA										
-cis-1,2-DCE -TCE										
-trans-1,2-DCE -vinyl chloride										
-methylene chloride										

SAMPLER NAME AND SIGNATURE

PRINT Name of SAMPLER: Luke Lohrstorfer

SIGNATURE of SAMPLER: Luke Lohrstorfer

DATE Signed: 01/13/2021

CHAIN-OF-CUSTODY / Analytical Request Document

The Chain-of-Custody is a LEGAL DOCUMENT. All relevant fields must be completed accurately.

Pace Analytical www.pacelabs.com

Section A — Required Client Information:

Company:	IWM Consulting
Address:	7428 Rockville Road
	Indianapolis, IN 46214
Email:	cparks@iwmconsult.com
Phone:	317-968-9265 Fax:
Requested Due Date:	1 week TAT

Section B — Required Project Information:

Report To:	Chris Parks
Copy To:	
Purchase Order #:	
Project Name:	Amphenol
Project #:	

Section C — Invoice Information:

Attention:	
Company Name:	
Address:	
Pace Quote:	
Pace Project Manager:	heather.patterson@pacelabs.com
Pace Profile #:	658

Regulatory Agency	
State / Location	
	IN

Requested Analysis Filtered (Y/N)

ITEM #	SAMPLE ID (One Character per box. (A-Z, 0-9 / , -) Sample Ids must be unique)	MATRIX CODE (see valid codes to left)	SAMPLE TYPE (G=GRAB C=COMP)	COLLECTED START DATE	COLLECTED START TIME	COLLECTED END DATE	COLLECTED END TIME	SAMPLE TEMP AT COLLECTION	# OF CONTAINERS	Preservatives: Unpreserved	H2SO4	HNO3	HCl	NaOH	Na2S2O3	Methanol	Other	Analyses Test Y/N	VOC by 8260 Shortlist	% moisture	Residual Chlorine (Y/N)	
1	(MS/MSD) GP-61 SL (23.50'-24.00')	SL	G			1/12/21	20:40		12	3						3	6		X	X		013
2	GP-62 SL (2.75'-3.25')	SL	G			1/12/21	21:45		4	1						1	2		X	X		014
3	GP-62 SL (17.75'-18.25')	SL	G			1/12/21	21:50		4	1						1	2		X	X		015
4	GP-62 SL (23.50'-24.00')	SL	G			1/12/21	22:20		4	1						1	2		X	X		016
5	GP-62 SL (24.00'-24.50')	SL	G			1/12/21	22:25		4	1						1	2		X	X		017
6	GP-63 SL (14.50'-15.00')	SL	G			1/12/21	23:02		4	1						1	2		X	X		018
7	GP-63 SL (15.75'-16.25')	SL	G			1/12/21	23:10		4	1						1	2		X	X		019
8	GP-63 SL (23.75'-24.25')	SL	G			1/12/21	23:00		4	1						1	2		X	X		020
9	GP-63 SL (24.25'-24.75')	SL	G			1/12/21	23:05		4	1						1	2		X	X		021
10	GP-64 SL (15.75'-16.25')	SL	G			1/13/21	00:50		4	1						1	2		X	X		022
11	GP-64 SL (23.50'-24.00')	SL	G			1/13/21	01:10		4	1						1	2		X	X		023
12	GP-64 SL (24.00'-24.50')	SL	G			1/13/21	01:15		4	1						1	2		X	X		024

ADDITIONAL COMMENTS	RELINQUISHED BY / AFFILIATION	DATE	TIME	ACCEPTED BY / AFFILIATION	DATE	TIME	SAMPLE CONDITIONS			
Shortlist includes:	Luke Lohrstorfer / IWM	1/13/21	12:55	Daniel Pearson	1/13/21	1255	1.0	Y	N	Y
• 1,1-DCA - PCE										
• 1,2-DCA - 1,1,1-TCA										
• cis-1,2-DCE - TCE										
• trans-1,2-DCE - vinyl chloride										
- methylene chloride										

SAMPLER NAME AND SIGNATURE			TEMP in C	Received on Ice (Y/N)	Custody Sealed Cooler (Y/N)	Samples Intact (Y/N)
PRINT Name of SAMPLER:	Luke Lohrstorfer					
SIGNATURE of SAMPLER:	Luke Lohrstorfer	DATE Signed: 01/13/21				

Pace Analytical®

CHAIN-OF-CUSTODY Analytical Request Document

Chain-of-Custody is a LEGAL DOCUMENT - Complete all relevent fields

LAB USE ONLY- Affix Workorder/Login Label Here or List Pace Workorder Number or MTJL Log-in Number Here

ALL SHADED AREAS are for LAB USE ONLY

Company: IWM Consulting Group	Billing Information: SAME
Address: 7428 Rockville Road, Indpls, IN	
Report To: bgentry@iwmconsult.com	Email To: Brad Gentry
Copy To: cparks@iwmconsult.com	Site Collection Info/Address: 980 Hurricane Road
Customer Project Name/Number: Former Amphenol Facility	State: IN / County/City: Johnson / Franklin / Time Zone Collected: [ ] PT [ ] MT [ ] CT [✓] ET
Phone: 317-347-1111 Email:	Site/Facility ID #: / Compliance Monitoring? [ ] Yes [ ] No
Collected By (print): Luke Lohrstorfer	Purchase Order #: Quote #: / DW PWS ID #: DW Location Code:
Collected By (signature): Luke Lohrstorfer	Turnaround Date Required: 1-week TAT; Level IV / Immediately Packed on Ice: [✓] Yes [ ] No
Sample Disposal: [ ] Dispose as appropriate [ ] Return [ ] Archive: ____ [ ] Hold: ____	Rush: [ ] Same Day [ ] Next Day [ ] 2 Day [ ] 3 Day [ ] 4 Day [ ] 5 Day (Expedite Charges Apply) / Field Filtered (if applicable): [ ] Yes [✓] No Analysis: ____

* Matrix Codes (Insert in Matrix box below): Drinking Water (DW), Ground Water (GW), Wastewater (WW), Product (P), Soil/Solid (SL), Oil (OL), Wipe (WP), Air (AR), Tissue (TS), Bioassay (B), Vapor (V), Other (OT)

Container Preservative Type **: 3/6/U/O U

**Preservative Types: (1) nitric acid, (2) sulfuric acid, (3) hydrochloric acid, (4) sodium hydroxide, (5) zinc acetate, (6) methanol, (7) sodium bisulfate, (8) sodium thiosulfate, (9) hexane, (A) ascorbic acid, (B) ammonium sulfate, (C) ammonium hydroxide, (D) TSP, (U) Unpreserved, (O) Other ____

Lab Project Manager:

Analyses

Customer Sample ID	Matrix *	Comp / Grab	Collected (or Composite Start) Date	Collected (or Composite Start) Time	Composite End Date	Composite End Time	Res Cl	# of Ctns	VOCs 8260 Shortlist	% Moisture	Lab Profile/Line
GP-64 SL (24.50-25.00)	SL	Grab			1/13/21	01:20		4	X	X	025
FD-1 SL	SL	Grab			1/12/21	/		4	X	X	026
FD-2 SL	SL	Grab			1/12/21	/		4	X	X	027
FD-3 SL	SL	Grab			1/13/21	/		4	X	X	028
TB-1 WT	OT	Grab			1/12/21	/		3	X		029
EB-1 WT	OT	Grab			1/13/21	02:40		3	X		030

Lab Sample Receipt Checklist:

Custody Seals Present/Intact	Y N NA
Custody Signatures Present	Y N NA
Collector Signature Present	Y N NA
Bottles Intact	Y N NA
Correct Bottles	Y N NA
Sufficient Volume	Y N NA
Samples Received on Ice	Y N NA
VOA - Headspace Acceptable	Y N NA
USDA Regulated Soils	Y N NA
Samples in Holding Time	Y N NA
Residual Chlorine Present	Y N NA
Cl Strips: ____	
Sample pH Acceptable	Y N NA
pH Strips: ____	
Sulfide Present	Y N NA
Lead Acetate Strips: ____	

LAB USE ONLY:
Lab Sample # / Comments: SEE SCUR

Customer Remarks / Special Conditions / Possible Hazards:
Shortlist includes:
- 1,1-DCA
- 1,2-DCA
- cis-1,2-DCE
- trans-1,2-DCE
- methylene chloride
- PCE
- 1,1,1-TCA
- TCE
- vinyl chloride

Type of Ice Used: Wet Blue Dry None

Packing Material Used:

Radchem sample(s) screened (<500 cpm): Y N NA

SHORT HOLDS PRESENT (<72 hours): Y N N/A

Lab Tracking #: 2497359

Samples received via: FEDEX UPS Client Courier Pace Courier

Lab Sample Temperature Info:
Temp Blank Received: (Y) N NA
Therm ID#: F
Cooler 1 Temp Upon Receipt: 1.1 oC
Cooler 1 Therm Corr. Factor: -0.1 oC
Cooler 1 Corrected Temp: 1.0 oC
Comments:

Relinquished by/Company: (Signature)	Date/Time:	Received by/Company: (Signature)	Date/Time:
Luke Lohrstorfer / IWM	01/13/21 / 12:55	Daniel Pearson	01/13/21 1255
Relinquished by/Company: (Signature)	Date/Time:	Received by/Company: (Signature)	Date/Time:
Relinquished by/Company: (Signature)	Date/Time:	Received by/Company: (Signature)	Date/Time:

MTJL LAB USE ONLY
Table #:
Acctnum:
Template:
Prelogin:
PM:
PB:

Trip Blank Received: Y N NA
HCL MeOH TSP Other

Non Conformance(s): YES / NO

Page: 3 of: 3

Pace Analytical

SAMPLE CONDITION UPON RECEIPT FORM

Date/Time and Initials of person examining contents: DMP 1/13/21 1330

Courier: Fed Ex UPS (Client) Pace USPS Other _____

Custody Seal on Cooler/Box Present: Yes (No) **(If yes)Seals Intact:** Yes No **(leave blank if no seals were present)**

Packing Material: Bubble Wrap (Bubble Bags) None Other _____

Thermometer: 1 2 3 4 5 6 A B C D E (F) **Ice Type:** (Wet) Blue None

Cooler Temperature: 1.1/1.0 **If temp. is over 6°C or under 0°C, was the PM notified?:** Yes No

Temp should be above freezing to 6°C **(Initial/Corrected)**

All discrepancies will be written out in the comments section below.

	Yes	No		Yes	No	N/A
Are samples from West Virginia? Document any containers out of temp.		✓	All containers needing acid/base pres. Have been CHECKED?: **exceptions: VOA, coliform, LLHg, O&G, and any container with a septum cap or preserved with HCl.** **Circle:** **HNO3 (<2) H2SO4 (<2) NaOH (>10) NaOH/ZnAc (>9)** Any non-conformance to pH recommendations will be noted on the container count form			✓
USDA Regulated Soils? (HI, ID, NY, WA, OR,CA, NM, TX, OK, AR, LA, TN, AL, MS, NC, SC, GA, FL, or Puerto Rico)		✓				
Short Hold Time Analysis (48 hours or less)? **Analysis:** TC	✓	✓ DMP 1/13/21		Present	Absent	N/A
			Residual Chlorine Check (SVOC 625 Pest/PCB 608)			✓
Time 5035A TC placed in Freezer or Short Holds To Lab	Time: 1450		Residual Chlorine Check (Total/Amenable/Free Cyanide)			✓
Rush TAT Requested (4 days or less):		✓	Headspace Wisconsin Sulfide?			✓
Custody Signatures Present?	✓		Headspace in VOA Vials (>6mm):		✓	✓
Containers Intact?:	✓		Trip Blank Present?	✓		DMP 1/13/
Sample Label (IDs/Dates/Times) Match COC?: Except TCs, which only require sample ID	✓		Trip Blank Custody Seals?:	✓		
Extra labels on Terracore Vials? (soils only)		✓				

COMMENTS:

COC PAGE 1 of 3

Sample Container Count

Sample Line Item	WGFU	SBS DI BK Kit R	DG9H VG9H	VOA VIAL HS (>6mm)	VG9U	DG9U	DG9T	AG0U	AG1H	AG1U	AG3S	AG3C	BP1U	BP1N	BP2U	BP3U	BP3N	BP3F	BP3S	BP3B	BP3Z	CG3H				Matrix	pH <2	pH >9	pH>10
1		4																								SL			
2																													
3																													
4																													
5																													
6																													
7																													
8																													
9																													
10																													
11																													
12																													

Container Codes

Glass

DG9B	40mL Na Bisulfate amber vial	AG0U	100mL unpres amber glass
DG9H	40mL HCl amber voa vial	AG1H	1L HCl amber glass
DG9M	40mL MeOH clear vial	AG1S	1L H2SO4 amber glass
DG9P	40mL TSP amber vial	AG1T	1L Na Thiosulfate amber glass
DG9S	40mL H2SO4 amber vial	AG1U	1liter unpres amber glass
DG9T	40mL Na Thio amber vial	AG2N	500mL HNO3 amber glass
DG9U	40mL unpreserved **amber** vial	AG2S	500mL H2SO4 amber glass
VG9H	40mL HCl clear vial	AG2U	500mL unpres amber glass
VG9T	40mL Na Thio. clear vial	AG3S	250mL H2SO4 amber glass
VG9U	40mL unpreserved **clear** vial	AG3U	250mL unpres amber glass
VGFX	40mL w/hexane wipe vial	AG3C	250mL NaOH amber glass
VSG	Headspace septa vial & HCl	BG1H	1L HCl clear glass
WGKU	8oz unpreserved clear jar	BG1S	1L H2SO4 clear glass
WGFU	4oz clear soil jar	BG1T	1L Na Thiosulfate clear glass
JGFU	4oz unpreserved amber wide	BG1U	1L unpreserved glass
CG3H	250mL clear glass HCl	BG3H	250mL HCl Clear Glass

Plastic / Misc.

BG3U	250mL Unpres Clear Glass
BP1A	1L NaOH, Asc Acid plastic
BP1N	1L HNO3 plastic
BP1S	1L H2SO4 plastic
BP1U	1L unpreserved plastic
BP1Z	1L NaOH, Zn, Ac
BP2A	500mL NaOH, Asc Acid plastic
BP2N	500mL HNO3 plastic
BP2O	500mL NaOH plastic
BP2S	500mL H2SO4 plastic
BP2U	500mL unpreserved plastic
BP2Z	500mL NaOH, Zn Ac
BP3B	250mL NaOH plastic
BP3N	250mL HNO3 plastic
BP3F	250mL HNO3 plastic (field filtered)
BP3U	250mL unpreserved plastic
BP3S	250mL H2SO4 plastic
BP3Z	250mL NaOH, Zn Ac plastic

AF	Air Filter
C	Air Cassettes
R	Terra core kit
SP5T	120mL Coliform Na Thiosulfate
U	Summa Can
ZPLC	Ziploc Bag

WT	Water
SL	Solid
NAL	Non-aqueous liquid
WP	Wipe

COC PAGE 2 of 3

Sample Container Count

Sample Line Item	WGFU	SBS DI BK Kit R	DG9H VG9H	VOA VIAL HS (>6mm)	VG9U	DG9U	DG9T	AG0U	AG1H	AG1U	AG3S	AG3C	BP1U	BP1N	BP2U	BP3U	BP3N	BP3F	BP3S	BP3B	BP3Z	CG3H				Matrix	pH <2	pH >9	pH>10
1		12																								SL			
2		4																											
3																													
4																													
5																													
6																													
7																													
8																													
9																													
10																													
11																													
12																													

Container Codes

Glass

DG9B	40mL Na Bisulfate amber vial	AG0U	100mL unpres amber glass
DG9H	40mL HCl amber voa vial	AG1H	1L HCl amber glass
DG9M	40mL MeOH clear vial	AG1S	1L H2SO4 amber glass
DG9P	40mL TSP amber vial	AG1T	1L Na Thiosulfate amber glass
DG9S	40mL H2SO4 amber vial	AG1U	1liter unpres amber glass
DG9T	40mL Na Thio amber vial	AG2N	500mL HNO3 amber glass
DG9U	40mL unpreserved **amber** vial	AG2S	500mL H2SO4 amber glass
VG9H	40mL HCl clear vial	AG2U	500mL unpres amber glass
VG9T	40mL Na Thio. clear vial	AG3S	250mL H2SO4 amber glass
VG9U	40mL unpreserved **clear** vial	AG3U	250mL unpres amber glass
VGFX	40mL w/hexane wipe vial	AG3C	250mL NaOH amber glass
VSG	Headspace septa vial & HCl	BG1H	1L HCl clear glass
WGKU	8oz unpreserved clear jar	BG1S	1L H2SO4 clear glass
WGFU	4oz clear soil jar	BG1T	1L Na Thiosulfate clear glass
JGFU	4oz unpreserved amber wide	BG1U	1L unpreserved glass
CG3H	250mL clear glass HCl	BG3H	250mL HCl Clear Glass

Plastic / Misc.

BG3U	250mL Unpres Clear Glass
BP1A	1L NaOH, Asc Acid plastic
BP1N	1L HNO3 plastic
BP1S	1L H2SO4 plastic
BP1U	1L unpreserved plastic
BP1Z	1L NaOH, Zn, Ac
BP2A	500mL NaOH, Asc Acid plastic
BP2N	500mL HNO3 plastic
BP2O	500mL NaOH plastic
BP2S	500mL H2SO4 plastic
BP2U	500mL unpreserved plastic
BP2Z	500mL NaOH, Zn Ac
BP3B	250mL NaOH plastic
BP3N	250mL HNO3 plastic
BP3F	250mL HNO3 plastic (field filtered)
BP3U	250mL unpreserved plastic
BP3S	250mL H2SO4 plastic
BP3Z	250mL NaOH, Zn Ac plastic

AF	Air Filter
C	Air Cassettes
R	Terra core kit
SP5T	120mL Coliform Na Thiosulfate
U	Summa Can
ZPLC	Ziploc Bag

WT	Water
SL	Solid
NAL	Non-aqueous liquid
WP	Wipe

F-IN-Q-270-rev.12,11Aug2020

COC PAGE 3 of 3

Sample Container Count

Sample Line Item	WGFU	SBS DL BK Kit R	DG9H VG9H	VOA VIAL HS (>6mm)	VG9U	DG9U	DG9T	AG0U	AG1H	AG1U	AG3S	AG3C	BP1U	BP1N	BP2U	BP3U	BP3N	BP3F	BP3S	BP3B	BP3Z	CG3H				Matrix	pH <2	pH >9	pH>10
1		4																								SL			
2		4																								SL			
3		4																								SL			
4		4																								SL			
5					3																					WT			
6			3																							WT			
7																													
8																													
9																													
10																													
11																													
12																													

Container Codes

Glass

DG9B	40mL Na Bisulfate amber vial	AG0U	100mL unpres amber glass
DG9H	40mL HCl amber voa vial	AG1H	1L HCl amber glass
DG9M	40mL MeOH clear vial	AG1S	1L H2SO4 amber glass
DG9P	40mL TSP amber vial	AG1T	1L Na Thiosulfate amber glass
DG9S	40mL H2SO4 amber vial	AG1U	1liter unpres amber glass
DG9T	40mL Na Thio amber vial	AG2N	500mL HNO3 amber glass
DG9U	40mL unpreserved **amber** vial	AG2S	500mL H2SO4 amber glass
VG9H	40mL HCl clear vial	AG2U	500mL unpres amber glass
VG9T	40mL Na Thio. clear vial	AG3S	250mL H2SO4 amber glass
VG9U	40mL unpreserved **clear** vial	AG3U	250mL unpres amber glass
VGFX	40mL w/hexane wipe vial	AG3C	250mL NaOH amber glass
VSG	Headspace septa vial & HCl	BG1H	1L HCl clear glass
WGKU	8oz unpreserved clear jar	BG1S	1L H2SO4 clear glass
WGFU	4oz clear soil jar	BG1T	1L Na Thiosulfate clear glass
JGFU	4oz unpreserved amber wide	BG1U	1L unpreserved glass
CG3H	250mL clear glass HCl	BG3H	250mL HCl Clear Glass

Plastic / Misc.

BG3U	250mL Unpres Clear Glass
BP1A	1L NaOH, Asc Acid plastic
BP1N	1L HNO3 plastic
BP1S	1L H2SO4 plastic
BP1U	1L unpreserved plastic
BP1Z	1L NaOH, Zn, Ac
BP2A	500mL NaOH, Asc Acid plastic
BP2N	500mL HNO3 plastic
BP2O	500mL NaOH plastic
BP2S	500mL H2SO4 plastic
BP2U	500mL unpreserved plastic
BP2Z	500mL NaOH, Zn Ac
BP3B	250mL NaOH plastic
BP3N	250mL HNO3 plastic
BP3F	250mL HNO3 plastic (field filtered)
BP3U	250mL unpreserved plastic
BP3S	250mL H2SO4 plastic
BP3Z	250mL NaOH, Zn Ac plastic

AF	Air Filter
C	Air Cassettes
R	Terra core kit
SP5T	120mL Coliform Na Thiosulfate
U	Summa Can
ZPLC	Ziploc Bag

WT	Water
SL	Solid
NAL	Non-aqueous liquid
WP	Wipe

Pace Analytical Services, LLC
7726 Moller Road
Indianapolis, IN 46268
(317)228-3100

January 20, 2021

Mr. Chris Newell
IWM Consulting
7428 Rockville Road
Indianapolis, IN 46214

RE: Project: Former Amphenol Facility
Pace Project No.: 50277843

Dear Mr. Newell:

Enclosed are the analytical results for sample(s) received by the laboratory on January 14, 2021. The results relate only to the samples included in this report. Results reported herein conform to the applicable TNI/NELAC Standards and the laboratory's Quality Manual, where applicable, unless otherwise noted in the body of the report.

The test results provided in this final report were generated by each of the following laboratories within the Pace Network:

- Pace Analytical Services - Indianapolis

Revised report replaces report dated 01/19/21. Client requested MDL/J flag reporting. 012021hmp

If you have any questions concerning this report, please feel free to contact me.

Sincerely,

Heather Patterson
heather.patterson@pacelabs.com
(317)228-3100
Project Manager

Enclosures

cc: Mr. Brad Gentry, IWM Consulting
Mr. Chris Parks, IWM Consulting Group

This report shall not be reproduced, except in full,
without the written consent of Pace Analytical Services, LLC.

Pace Analytical Services, LLC
7726 Moller Road
Indianapolis, IN 46268
(317)228-3100

CERTIFICATIONS

Project:	Former Amphenol Facility
Pace Project No.:	50277843

Pace Analytical Services Indianapolis

7726 Moller Road, Indianapolis, IN 46268
Illinois Accreditation #: 200074
Indiana Drinking Water Laboratory #: C-49-06
Kansas/TNI Certification #: E-10177
Kentucky UST Agency Interest #: 80226
Kentucky WW Laboratory ID #: 98019
Michigan Drinking Water Laboratory #9050
Ohio VAP Certified Laboratory #: CL0065
Oklahoma Laboratory #: 9204
Texas Certification #: T104704355
Wisconsin Laboratory #: 999788130
USDA Soil Permit #: P330-19-00257

This report shall not be reproduced, except in full,
without the written consent of Pace Analytical Services, LLC.

Pace Analytical Services, LLC
7726 Moller Road
Indianapolis, IN 46268
(317)228-3100

SAMPLE SUMMARY

Project: Former Amphenol Facility
Pace Project No.: 50277843

Lab ID	Sample ID	Matrix	Date Collected	Date Received
50277843001	**GP-65 SL (3.75-4.25)**	Solid	01/13/21 18:00	01/14/21 16:10
50277843002	**GP-65 SL (14.50-15.00)**	Solid	01/13/21 18:10	01/14/21 16:10
50277843003	**GP-65 SL (23.50-24.00)**	Solid	01/13/21 18:30	01/14/21 16:10
50277843004	**GP-65 SL (24.00-24.50)**	Solid	01/13/21 18:35	01/14/21 16:10
50277843005	**GP-66 SL (7.0-7.50)**	Solid	01/13/21 20:45	01/14/21 16:10
50277843006	**GP-66 SL (24.00-24.50)**	Solid	01/13/21 21:05	01/14/21 16:10
50277843007	**GP-66 SL (24.50-25.00)**	Solid	01/13/21 21:10	01/14/21 16:10
50277843008	**GP-67 SL (14.75-15.25)**	Solid	01/13/21 21:45	01/14/21 16:10
50277843009	**GP-67 SL (23.75-24.25)**	Solid	01/13/21 22:15	01/14/21 16:10
50277843010	**GP-67 SL (22.5-23.00)**	Solid	01/13/21 22:00	01/14/21 16:10
50277843011	**GP-67 SL (24.25-24.75)**	Solid	01/13/21 22:20	01/14/21 16:10
50277843012	**GP-68 SL (14.50-15.00)**	Solid	01/14/21 01:20	01/14/21 16:10
50277843013	**GP-68 SL (23.25-23.75)**	Solid	01/14/21 01:35	01/14/21 16:10
50277843014	**GP-68 SL (23.75-24.25)**	Solid	01/14/21 01:45	01/14/21 16:10
50277843015	**GP-68 SL (24.25-24.75)**	Solid	01/14/21 01:55	01/14/21 16:10
50277843016	**GP-69 SL (17.75-18.25)**	Solid	01/13/21 17:05	01/14/21 16:10
50277843017	**GP-69 SL (23.50-24.00)**	Solid	01/13/21 17:20	01/14/21 16:10
50277843018	**GP-69 SL (24.00-24.50)**	Solid	01/13/21 17:25	01/14/21 16:10
50277843019	**GP-69 SL (22.50-23.00)**	Solid	01/13/21 17:10	01/14/21 16:10
50277843020	**GP-69 SL (25.00-25.50)**	Solid	01/13/21 17:30	01/14/21 16:10
50277843021	**GP-70 SL (15.00-15.50)**	Solid	01/13/21 19:30	01/14/21 16:10
50277843022	**GP-70 SL (23.50-24.00)**	Solid	01/13/21 19:55	01/14/21 16:10
50277843023	**GP-70 SL (24.00-24.50)**	Solid	01/13/21 20:00	01/14/21 16:10
50277843024	**GP-70 SL (24.50-25.00)**	Solid	01/13/21 19:50	01/14/21 16:10
50277843025	**GP-71 SL (3.50-4.00)**	Solid	01/14/21 00:30	01/14/21 16:10
50277843026	**GP-71 SL (23.00-23.50)**	Solid	01/14/21 00:50	01/14/21 16:10
50277843027	**GP-71 SL (23.50-24.00)**	Solid	01/14/21 00:55	01/14/21 16:10
50277843028	**GP-71 SL (24.00-24.50)**	Solid	01/14/21 01:00	01/14/21 16:10
50277843029	**GP-72 SL (6.50-7.00)**	Solid	01/13/21 23:40	01/14/21 16:10
50277843030	**GP-72 SL (23.00-23.50)**	Solid	01/14/21 00:00	01/14/21 16:10
50277843031	**GP-72 SL (23.50-24.00)**	Solid	01/14/21 00:05	01/14/21 16:10
50277843032	**GP-72 SL (24.00-24.50)**	Solid	01/14/21 00:10	01/14/21 16:10
50277843033	**GP-73 SL (3.50-4.00)**	Solid	01/14/21 02:39	01/14/21 16:10
50277843034	**GP-73 SL (23.00-23.50)**	Solid	01/14/21 03:00	01/14/21 16:10
50277843035	**GP-73 SL (23.50-24.00)**	Solid	01/14/21 03:05	01/14/21 16:10
50277843036	**GP-73 SL (24.50-25.00)**	Solid	01/14/21 03:15	01/14/21 16:10
50277843037	**FD-4 SL**	Solid	01/13/21 08:00	01/14/21 16:10

This report shall not be reproduced, except in full,
without the written consent of Pace Analytical Services, LLC.

Pace Analytical Services, LLC
7726 Moller Road
Indianapolis, IN 46268
(317)228-3100

SAMPLE SUMMARY

Project: Former Amphenol Facility
Pace Project No.: 50277843

Lab ID	Sample ID	Matrix	Date Collected	Date Received
50277843038	**FD-5 SL**	Solid	01/13/21 08:00	01/14/21 16:10
50277843039	**FD-6 SL**	Solid	01/13/21 08:00	01/14/21 16:10
50277843040	**FD-7 SL**	Solid	01/14/21 08:00	01/14/21 16:10
50277843041	**EB-2 WT**	Water	01/14/21 03:25	01/14/21 16:10
50277843043	**TB-2 WT**	Water	01/14/21 08:00	01/14/21 16:10

This report shall not be reproduced, except in full,
without the written consent of Pace Analytical Services, LLC.

Pace Analytical Services, LLC
7726 Moller Road
Indianapolis, IN 46268
(317)228-3100

SAMPLE ANALYTE COUNT

Project: Former Amphenol Facility
Pace Project No.: 50277843

Lab ID	Sample ID	Method	Analysts	Analytes Reported	Laboratory
50277843001	**GP-65 SL (3.75-4.25)**	EPA 8260	RSW	12	PASI-I
		SM 2540G	SLB	1	PASI-I
50277843002	**GP-65 SL (14.50-15.00)**	EPA 8260	RSW	12	PASI-I
		SM 2540G	SLB	1	PASI-I
50277843003	**GP-65 SL (23.50-24.00)**	EPA 8260	RSW	12	PASI-I
		SM 2540G	SLB	1	PASI-I
50277843004	**GP-65 SL (24.00-24.50)**	EPA 8260	RSW	12	PASI-I
		SM 2540G	SLB	1	PASI-I
50277843005	**GP-66 SL (7.0-7.50)**	EPA 8260	RSW	12	PASI-I
		SM 2540G	SLB	1	PASI-I
50277843006	**GP-66 SL (24.00-24.50)**	EPA 8260	RSW	12	PASI-I
		SM 2540G	SLB	1	PASI-I
50277843007	**GP-66 SL (24.50-25.00)**	EPA 8260	RSW	12	PASI-I
		SM 2540G	SLB	1	PASI-I
50277843008	**GP-67 SL (14.75-15.25)**	EPA 8260	RSW	12	PASI-I
		SM 2540G	SLB	1	PASI-I
50277843009	**GP-67 SL (23.75-24.25)**	EPA 8260	RSW	12	PASI-I
		SM 2540G	SLB	1	PASI-I
50277843010	**GP-67 SL (22.5-23.00)**	EPA 8260	RSW	12	PASI-I
		SM 2540G	SLB	1	PASI-I
50277843011	**GP-67 SL (24.25-24.75)**	EPA 8260	RSW	12	PASI-I
		SM 2540G	SLB	1	PASI-I
50277843012	**GP-68 SL (14.50-15.00)**	EPA 8260	RSW	12	PASI-I
		SM 2540G	SLB	1	PASI-I
50277843013	**GP-68 SL (23.25-23.75)**	EPA 8260	RSW	12	PASI-I
		SM 2540G	SLB	1	PASI-I
50277843014	**GP-68 SL (23.75-24.25)**	EPA 8260	RSW	12	PASI-I
		SM 2540G	SLB	1	PASI-I
50277843015	**GP-68 SL (24.25-24.75)**	EPA 8260	RSW	12	PASI-I
		SM 2540G	SLB	1	PASI-I
50277843016	**GP-69 SL (17.75-18.25)**	EPA 8260	RSW	12	PASI-I
		SM 2540G	SLB	1	PASI-I
50277843017	**GP-69 SL (23.50-24.00)**	EPA 8260	RSW	12	PASI-I
		SM 2540G	SLB	1	PASI-I
50277843018	**GP-69 SL (24.00-24.50)**	EPA 8260	RSW	12	PASI-I
		SM 2540G	SLB	1	PASI-I
50277843019	**GP-69 SL (22.50-23.00)**	EPA 8260	RSW	12	PASI-I

This report shall not be reproduced, except in full,
without the written consent of Pace Analytical Services, LLC.

Pace Analytical Services, LLC
7726 Moller Road
Indianapolis, IN 46268
(317)228-3100

SAMPLE ANALYTE COUNT

Project: Former Amphenol Facility
Pace Project No.: 50277843

Lab ID	Sample ID	Method	Analysts	Analytes Reported	Laboratory
		SM 2540G	SLB	1	PASI-I
50277843020	**GP-69 SL (25.00-25.50)**	EPA 8260	RSW	12	PASI-I
		SM 2540G	SLB	1	PASI-I
50277843021	**GP-70 SL (15.00-15.50)**	EPA 8260	RSW	12	PASI-I
		SM 2540G	SLB	1	PASI-I
50277843022	**GP-70 SL (23.50-24.00)**	EPA 8260	RSW	12	PASI-I
		SM 2540G	SLB	1	PASI-I
50277843023	**GP-70 SL (24.00-24.50)**	EPA 8260	RSW	12	PASI-I
		SM 2540G	SLB	1	PASI-I
50277843024	**GP-70 SL (24.50-25.00)**	EPA 8260	RSW	12	PASI-I
		SM 2540G	SLB	1	PASI-I
50277843025	**GP-71 SL (3.50-4.00)**	EPA 8260	RSW	12	PASI-I
		SM 2540G	SLB	1	PASI-I
50277843026	**GP-71 SL (23.00-23.50)**	EPA 8260	RSW	12	PASI-I
		SM 2540G	SLB	1	PASI-I
50277843027	**GP-71 SL (23.50-24.00)**	EPA 8260	RSW	12	PASI-I
		SM 2540G	SLB	1	PASI-I
50277843028	**GP-71 SL (24.00-24.50)**	EPA 8260	RSW	12	PASI-I
		SM 2540G	SLB	1	PASI-I
50277843029	**GP-72 SL (6.50-7.00)**	EPA 8260	RSW	12	PASI-I
		SM 2540G	SLB	1	PASI-I
50277843030	**GP-72 SL (23.00-23.50)**	EPA 8260	RSW	12	PASI-I
		SM 2540G	SLB	1	PASI-I
50277843031	**GP-72 SL (23.50-24.00)**	EPA 8260	RSW	12	PASI-I
		SM 2540G	SLB	1	PASI-I
50277843032	**GP-72 SL (24.00-24.50)**	EPA 8260	RSW	12	PASI-I
		SM 2540G	SLB	1	PASI-I
50277843033	**GP-73 SL (3.50-4.00)**	EPA 8260	RSW	12	PASI-I
		SM 2540G	SLB	1	PASI-I
50277843034	**GP-73 SL (23.00-23.50)**	EPA 8260	RSW	12	PASI-I
		SM 2540G	SLB	1	PASI-I
50277843035	**GP-73 SL (23.50-24.00)**	EPA 8260	RSW	12	PASI-I
		SM 2540G	SLB	1	PASI-I
50277843036	**GP-73 SL (24.50-25.00)**	EPA 8260	RSW	12	PASI-I
		SM 2540G	SLB	1	PASI-I
50277843037	**FD-4 SL**	EPA 8260	RSW	12	PASI-I
		SM 2540G	SLB	1	PASI-I

This report shall not be reproduced, except in full,
without the written consent of Pace Analytical Services, LLC.

Pace Analytical Services, LLC
7726 Moller Road
Indianapolis, IN 46268
(317)228-3100

SAMPLE ANALYTE COUNT

Project: Former Amphenol Facility
Pace Project No.: 50277843

Lab ID	Sample ID	Method	Analysts	Analytes Reported	Laboratory
50277843038	**FD-5 SL**	EPA 8260	RSW	12	PASI-I
		SM 2540G	SLB	1	PASI-I
50277843039	**FD-6 SL**	EPA 8260	RSW	12	PASI-I
		SM 2540G	SLB	1	PASI-I
50277843040	**FD-7 SL**	EPA 8260	RSW	12	PASI-I
		SM 2540G	SLB	1	PASI-I
50277843041	**EB-2 WT**	EPA 8260	ALA	12	PASI-I
50277843043	**TB-2 WT**	EPA 8260	ALA	12	PASI-I

PASI-I = Pace Analytical Services - Indianapolis

This report shall not be reproduced, except in full,
without the written consent of Pace Analytical Services, LLC.

Pace Analytical Services, LLC
7726 Moller Road
Indianapolis, IN 46268
(317)228-3100

SUMMARY OF DETECTION

Project: Former Amphenol Facility
Pace Project No.: 50277843

Lab Sample ID / Method	Client Sample ID / Parameters	Result	Units	Report Limit	Analyzed	Qualifiers
50277843001	**GP-65 SL (3.75-4.25)**					
EPA 8260	cis-1,2-Dichloroethene	0.0010J	mg/kg	0.0063	01/15/21 18:35	
EPA 8260	Tetrachloroethene	0.028	mg/kg	0.0063	01/15/21 18:35	
EPA 8260	1,1,1-Trichloroethane	0.00064J	mg/kg	0.0063	01/15/21 18:35	
EPA 8260	Trichloroethene	0.0018J	mg/kg	0.0063	01/15/21 18:35	
SM 2540G	Percent Moisture	20.4	%	0.10	01/15/21 13:34	N2
50277843002	**GP-65 SL (14.50-15.00)**					
EPA 8260	Tetrachloroethene	0.12	mg/kg	0.0065	01/15/21 19:00	
EPA 8260	1,1,1-Trichloroethane	0.0014J	mg/kg	0.0065	01/15/21 19:00	
EPA 8260	Trichloroethene	0.0046J	mg/kg	0.0065	01/15/21 19:00	
SM 2540G	Percent Moisture	6.0	%	0.10	01/15/21 13:34	N2
50277843003	**GP-65 SL (23.50-24.00)**					
EPA 8260	Tetrachloroethene	0.00056J	mg/kg	0.0051	01/15/21 19:24	
EPA 8260	1,1,1-Trichloroethane	0.0029J	mg/kg	0.0051	01/15/21 19:24	
EPA 8260	Trichloroethene	0.00057J	mg/kg	0.0051	01/15/21 19:24	
SM 2540G	Percent Moisture	15.0	%	0.10	01/15/21 13:34	N2
50277843004	**GP-65 SL (24.00-24.50)**					
EPA 8260	1,1-Dichloroethane	0.0011J	mg/kg	0.0046	01/15/21 19:49	R1
EPA 8260	1,1,1-Trichloroethane	0.00053J	mg/kg	0.0046	01/15/21 19:49	R1
SM 2540G	Percent Moisture	6.4	%	0.10	01/15/21 13:35	N2
50277843005	**GP-66 SL (7.0-7.50)**					
EPA 8260	Tetrachloroethene	0.040	mg/kg	0.0045	01/15/21 21:02	
EPA 8260	Trichloroethene	0.0018J	mg/kg	0.0045	01/15/21 21:02	
SM 2540G	Percent Moisture	5.0	%	0.10	01/15/21 13:35	N2
50277843006	**GP-66 SL (24.00-24.50)**					
EPA 8260	Tetrachloroethene	4.6	mg/kg	0.26	01/16/21 02:45	
EPA 8260	1,1,1-Trichloroethane	0.033J	mg/kg	0.26	01/16/21 02:45	
EPA 8260	Trichloroethene	0.028J	mg/kg	0.26	01/16/21 02:45	
SM 2540G	Percent Moisture	15.7	%	0.10	01/15/21 13:35	N2
50277843007	**GP-66 SL (24.50-25.00)**					
EPA 8260	1,1-Dichloroethane	0.028	mg/kg	0.0043	01/15/21 21:27	
EPA 8260	cis-1,2-Dichloroethene	0.00039J	mg/kg	0.0043	01/15/21 21:27	
EPA 8260	Tetrachloroethene	16.2	mg/kg	2.4	01/18/21 19:33	
EPA 8260	Trichloroethene	4.7	mg/kg	0.24	01/18/21 12:36	
SM 2540G	Percent Moisture	7.1	%	0.10	01/15/21 13:35	N2
50277843008	**GP-67 SL (14.75-15.25)**					
EPA 8260	Tetrachloroethene	0.087	mg/kg	0.0045	01/15/21 21:51	
EPA 8260	1,1,1-Trichloroethane	0.0015J	mg/kg	0.0045	01/15/21 21:51	
EPA 8260	Trichloroethene	0.0048	mg/kg	0.0045	01/15/21 21:51	
SM 2540G	Percent Moisture	4.9	%	0.10	01/15/21 13:35	N2
50277843009	**GP-67 SL (23.75-24.25)**					
EPA 8260	1,1-Dichloroethane	0.0013J	mg/kg	0.0056	01/15/21 22:16	
EPA 8260	Tetrachloroethene	42.6	mg/kg	2.6	01/18/21 19:57	

This report shall not be reproduced, except in full,
without the written consent of Pace Analytical Services, LLC.

Pace Analytical Services, LLC
7726 Moller Road
Indianapolis, IN 46268
(317)228-3100

SUMMARY OF DETECTION

Project: Former Amphenol Facility
Pace Project No.: 50277843

Lab Sample ID / Method	Client Sample ID / Parameters	Result	Units	Report Limit	Analyzed	Qualifiers
50277843009	**GP-67 SL (23.75-24.25)**					
EPA 8260	1,1,1-Trichloroethane	0.0034J	mg/kg	0.0056	01/15/21 22:16	
EPA 8260	Trichloroethene	0.072	mg/kg	0.0056	01/15/21 22:16	
SM 2540G	Percent Moisture	15.9	%	0.10	01/15/21 13:35	N2
50277843010	**GP-67 SL (22.5-23.00)**					
EPA 8260	Tetrachloroethene	0.18	mg/kg	0.0055	01/15/21 22:40	
EPA 8260	1,1,1-Trichloroethane	0.0048J	mg/kg	0.0055	01/15/21 22:40	
EPA 8260	Trichloroethene	0.0021J	mg/kg	0.0055	01/15/21 22:40	
SM 2540G	Percent Moisture	16.3	%	0.10	01/15/21 13:36	N2
50277843011	**GP-67 SL (24.25-24.75)**					
EPA 8260	1,1-Dichloroethane	0.13J	mg/kg	0.43	01/16/21 03:09	
EPA 8260	Tetrachloroethene	24.8	mg/kg	2.1	01/18/21 13:25	
EPA 8260	1,1,1-Trichloroethane	0.20J	mg/kg	0.43	01/16/21 03:09	
EPA 8260	Trichloroethene	5.8	mg/kg	0.43	01/16/21 03:09	
SM 2540G	Percent Moisture	8.9	%	0.10	01/15/21 13:36	N2
50277843012	**GP-68 SL (14.50-15.00)**					
EPA 8260	Tetrachloroethene	1.6	mg/kg	0.30	01/18/21 13:49	
EPA 8260	1,1,1-Trichloroethane	0.0068	mg/kg	0.0051	01/15/21 23:05	
EPA 8260	Trichloroethene	0.016	mg/kg	0.0051	01/15/21 23:05	
SM 2540G	Percent Moisture	5.1	%	0.10	01/15/21 13:36	N2
50277843013	**GP-68 SL (23.25-23.75)**					
EPA 8260	Tetrachloroethene	149	mg/kg	5.9	01/19/21 00:04	
EPA 8260	1,1,1-Trichloroethane	0.11	mg/kg	0.0052	01/15/21 23:29	
EPA 8260	Trichloroethene	4.5	mg/kg	0.59	01/18/21 14:14	
SM 2540G	Percent Moisture	11.9	%	0.10	01/15/21 13:46	N2
50277843014	**GP-68 SL (23.75-24.25)**					
EPA 8260	Tetrachloroethene	137	mg/kg	22.8	01/18/21 14:38	
EPA 8260	1,1,1-Trichloroethane	1.1	mg/kg	0.46	01/16/21 03:34	
EPA 8260	Trichloroethene	6.0	mg/kg	0.46	01/16/21 03:34	
SM 2540G	Percent Moisture	9.6	%	0.10	01/15/21 13:46	N2
50277843015	**GP-68 SL (24.25-24.75)**					
EPA 8260	1,1-Dichloroethane	0.012	mg/kg	0.0051	01/15/21 23:54	
EPA 8260	trans-1,2-Dichloroethene	0.00052J	mg/kg	0.0051	01/15/21 23:54	
EPA 8260	Tetrachloroethene	11.1	mg/kg	0.48	01/18/21 15:02	
EPA 8260	1,1,1-Trichloroethane	0.091	mg/kg	0.0051	01/15/21 23:54	
EPA 8260	Trichloroethene	9.3	mg/kg	0.48	01/18/21 15:02	
SM 2540G	Percent Moisture	8.0	%	0.10	01/15/21 13:46	N2
50277843016	**GP-69 SL (17.75-18.25)**					
EPA 8260	Tetrachloroethene	0.097	mg/kg	0.0048	01/16/21 06:25	
EPA 8260	1,1,1-Trichloroethane	0.0033J	mg/kg	0.0048	01/16/21 06:25	
EPA 8260	Trichloroethene	0.0012J	mg/kg	0.0048	01/16/21 06:25	
SM 2540G	Percent Moisture	15.1	%	0.10	01/15/21 13:46	N2

This report shall not be reproduced, except in full,
without the written consent of Pace Analytical Services, LLC.

Pace Analytical Services, LLC
7726 Moller Road
Indianapolis, IN 46268
(317)228-3100

SUMMARY OF DETECTION

Project: Former Amphenol Facility
Pace Project No.: 50277843

Lab Sample ID Method	Client Sample ID Parameters	Result	Units	Report Limit	Analyzed	Qualifiers
50277843017	**GP-69 SL (23.50-24.00)**					
EPA 8260	Tetrachloroethene	2.2	mg/kg	0.66	01/18/21 12:11	
EPA 8260	Trichloroethene	0.21J	mg/kg	0.66	01/18/21 12:11	
SM 2540G	Percent Moisture	12.9	%	0.10	01/15/21 13:46	N2
50277843018	**GP-69 SL (24.00-24.50)**					
EPA 8260	1,1-Dichloroethane	0.037	mg/kg	0.0049	01/16/21 00:43	
EPA 8260	cis-1,2-Dichloroethene	0.025	mg/kg	0.0049	01/16/21 00:43	
EPA 8260	trans-1,2-Dichloroethene	0.0023J	mg/kg	0.0049	01/16/21 00:43	
EPA 8260	Tetrachloroethene	26.8	mg/kg	0.44	01/18/21 15:27	E
EPA 8260	1,1,1-Trichloroethane	0.0016J	mg/kg	0.0049	01/16/21 00:43	
EPA 8260	Trichloroethene	10.5	mg/kg	0.44	01/18/21 15:27	
SM 2540G	Percent Moisture	10.7	%	0.10	01/15/21 13:47	N2
50277843019	**GP-69 SL (22.50-23.00)**					
EPA 8260	Tetrachloroethene	0.028	mg/kg	0.0055	01/16/21 01:07	
EPA 8260	1,1,1-Trichloroethane	0.0030J	mg/kg	0.0055	01/16/21 01:07	
EPA 8260	Trichloroethene	0.0041J	mg/kg	0.0055	01/16/21 01:07	
SM 2540G	Percent Moisture	18.4	%	0.10	01/15/21 13:47	N2
50277843020	**GP-69 SL (25.00-25.50)**					
EPA 8260	1,1-Dichloroethane	0.034	mg/kg	0.0053	01/16/21 01:31	
EPA 8260	cis-1,2-Dichloroethene	0.014	mg/kg	0.0053	01/16/21 01:31	
EPA 8260	trans-1,2-Dichloroethene	0.0011J	mg/kg	0.0053	01/16/21 01:31	
EPA 8260	Tetrachloroethene	0.11	mg/kg	0.0053	01/16/21 01:31	
EPA 8260	Trichloroethene	0.68	mg/kg	0.26	01/18/21 15:52	
SM 2540G	Percent Moisture	6.0	%	0.10	01/15/21 13:47	N2
50277843021	**GP-70 SL (15.00-15.50)**					
EPA 8260	Tetrachloroethene	0.0022J	mg/kg	0.0053	01/16/21 01:56	
EPA 8260	1,1,1-Trichloroethane	0.00034J	mg/kg	0.0053	01/16/21 01:56	
EPA 8260	Trichloroethene	0.00098J	mg/kg	0.0053	01/16/21 01:56	
SM 2540G	Percent Moisture	18.2	%	0.10	01/15/21 13:47	N2
50277843022	**GP-70 SL (23.50-24.00)**					
EPA 8260	Tetrachloroethene	0.0015J	mg/kg	0.0055	01/16/21 02:20	
EPA 8260	1,1,1-Trichloroethane	0.00055J	mg/kg	0.0055	01/16/21 02:20	
EPA 8260	Trichloroethene	0.00024J	mg/kg	0.0055	01/16/21 02:20	
SM 2540G	Percent Moisture	9.5	%	0.10	01/15/21 13:47	N2
50277843023	**GP-70 SL (24.00-24.50)**					
EPA 8260	1,1-Dichloroethane	0.0018J	mg/kg	0.0055	01/16/21 07:38	
EPA 8260	Tetrachloroethene	0.00035J	mg/kg	0.0055	01/16/21 07:38	
SM 2540G	Percent Moisture	9.1	%	0.10	01/15/21 13:47	N2
50277843024	**GP-70 SL (24.50-25.00)**					
EPA 8260	1,1-Dichloroethane	0.0014J	mg/kg	0.0048	01/16/21 08:03	
EPA 8260	Tetrachloroethene	0.0010J	mg/kg	0.0048	01/16/21 08:03	
EPA 8260	1,1,1-Trichloroethane	0.00044J	mg/kg	0.0048	01/16/21 08:03	
SM 2540G	Percent Moisture	8.8	%	0.10	01/15/21 13:47	N2

This report shall not be reproduced, except in full,
without the written consent of Pace Analytical Services, LLC.

Pace Analytical Services, LLC
7726 Moller Road
Indianapolis, IN 46268
(317)228-3100

SUMMARY OF DETECTION

Project: Former Amphenol Facility
Pace Project No.: 50277843

Lab Sample ID / Method	Client Sample ID / Parameters	Result	Units	Report Limit	Analyzed	Qualifiers
50277843025	**GP-71 SL (3.50-4.00)**					
EPA 8260	Tetrachloroethene	0.021	mg/kg	0.0050	01/16/21 08:27	
EPA 8260	1,1,1-Trichloroethane	0.00047J	mg/kg	0.0050	01/16/21 08:27	
EPA 8260	Trichloroethene	0.0015J	mg/kg	0.0050	01/16/21 08:27	
SM 2540G	Percent Moisture	14.9	%	0.10	01/15/21 13:47	N2
50277843026	**GP-71 SL (23.00-23.50)**					
EPA 8260	Tetrachloroethene	74.0	mg/kg	5.6	01/18/21 16:16	
EPA 8260	1,1,1-Trichloroethane	0.49J	mg/kg	0.56	01/16/21 12:32	
EPA 8260	Trichloroethene	2.9	mg/kg	0.56	01/16/21 12:32	
SM 2540G	Percent Moisture	15.6	%	0.10	01/15/21 13:47	N2
50277843027	**GP-71 SL (23.50-24.00)**					
EPA 8260	Tetrachloroethene	75.7	mg/kg	4.3	01/18/21 16:41	
EPA 8260	1,1,1-Trichloroethane	0.38J	mg/kg	0.43	01/16/21 12:56	
EPA 8260	Trichloroethene	3.3	mg/kg	0.43	01/16/21 12:56	
SM 2540G	Percent Moisture	8.7	%	0.10	01/15/21 13:48	N2
50277843028	**GP-71 SL (24.00-24.50)**					
EPA 8260	1,1-Dichloroethane	0.039	mg/kg	0.0050	01/16/21 08:52	
EPA 8260	cis-1,2-Dichloroethene	0.0011J	mg/kg	0.0050	01/16/21 08:52	
EPA 8260	trans-1,2-Dichloroethene	0.00024J	mg/kg	0.0050	01/16/21 08:52	
EPA 8260	Tetrachloroethene	12.4	mg/kg	0.56	01/18/21 17:06	
EPA 8260	1,1,1-Trichloroethane	0.012	mg/kg	0.0050	01/16/21 08:52	
EPA 8260	Trichloroethene	4.5	mg/kg	0.56	01/18/21 17:06	
SM 2540G	Percent Moisture	8.6	%	0.10	01/15/21 13:48	N2
50277843029	**GP-72 SL (6.50-7.00)**					
EPA 8260	Tetrachloroethene	0.052	mg/kg	0.0061	01/16/21 09:16	
EPA 8260	1,1,1-Trichloroethane	0.00045J	mg/kg	0.0061	01/16/21 09:16	
EPA 8260	Trichloroethene	0.0029J	mg/kg	0.0061	01/16/21 09:16	
SM 2540G	Percent Moisture	9.8	%	0.10	01/15/21 13:48	N2
50277843030	**GP-72 SL (23.00-23.50)**					
EPA 8260	Tetrachloroethene	16.4	mg/kg	0.26	01/18/21 17:30	E
EPA 8260	1,1,1-Trichloroethane	0.017	mg/kg	0.0050	01/16/21 09:41	
EPA 8260	Trichloroethene	0.016	mg/kg	0.0050	01/16/21 09:41	
SM 2540G	Percent Moisture	14.6	%	0.10	01/15/21 13:48	N2
50277843031	**GP-72 SL (23.50-24.00)**					
EPA 8260	Tetrachloroethene	99.3	mg/kg	3.8	01/18/21 17:55	
EPA 8260	1,1,1-Trichloroethane	0.53	mg/kg	0.38	01/16/21 13:21	
EPA 8260	Trichloroethene	7.0	mg/kg	0.38	01/16/21 13:21	
SM 2540G	Percent Moisture	10.1	%	0.10	01/15/21 13:48	N2
50277843032	**GP-72 SL (24.00-24.50)**					
EPA 8260	1,1-Dichloroethane	0.061J	mg/kg	0.45	01/16/21 13:45	
EPA 8260	Tetrachloroethene	25.7	mg/kg	0.45	01/16/21 13:45	
EPA 8260	1,1,1-Trichloroethane	0.73	mg/kg	0.45	01/16/21 13:45	
EPA 8260	Trichloroethene	7.6	mg/kg	0.45	01/16/21 13:45	
SM 2540G	Percent Moisture	8.7	%	0.10	01/15/21 13:48	N2

This report shall not be reproduced, except in full,
without the written consent of Pace Analytical Services, LLC.

Pace Analytical Services, LLC
7726 Moller Road
Indianapolis, IN 46268
(317)228-3100

SUMMARY OF DETECTION

Project: Former Amphenol Facility
Pace Project No.: 50277843

Lab Sample ID Method	Client Sample ID Parameters	Result	Units	Report Limit	Analyzed	Qualifiers
50277843033	**GP-73 SL (3.50-4.00)**					
EPA 8260	Tetrachloroethene	0.15	mg/kg	0.0059	01/16/21 10:05	
EPA 8260	1,1,1-Trichloroethane	0.0011J	mg/kg	0.0059	01/16/21 10:05	
EPA 8260	Trichloroethene	0.0060	mg/kg	0.0059	01/16/21 10:05	
SM 2540G	Percent Moisture	4.7	%	0.10	01/18/21 07:04	N2
50277843034	**GP-73 SL (23.00-23.50)**					
EPA 8260	Tetrachloroethene	36.8	mg/kg	5.1	01/18/21 18:44	
EPA 8260	1,1,1-Trichloroethane	0.041J	mg/kg	0.51	01/16/21 14:10	
EPA 8260	Trichloroethene	0.38J	mg/kg	0.51	01/16/21 14:10	
SM 2540G	Percent Moisture	15.7	%	0.10	01/18/21 07:04	N2
50277843035	**GP-73 SL (23.50-24.00)**					
EPA 8260	Tetrachloroethene	81.2	mg/kg	5.0	01/18/21 20:22	
EPA 8260	1,1,1-Trichloroethane	0.12J	mg/kg	0.50	01/18/21 10:58	
EPA 8260	Trichloroethene	1.9	mg/kg	0.50	01/18/21 10:58	
SM 2540G	Percent Moisture	9.3	%	0.10	01/18/21 07:04	N2
50277843036	**GP-73 SL (24.50-25.00)**					
EPA 8260	1,1-Dichloroethane	0.015	mg/kg	0.0043	01/16/21 10:30	R1
EPA 8260	Tetrachloroethene	0.11	mg/kg	0.0043	01/16/21 10:30	M1, R1
EPA 8260	Trichloroethene	0.0041J	mg/kg	0.0043	01/16/21 10:30	
SM 2540G	Percent Moisture	8.0	%	0.10	01/18/21 07:04	N2
50277843037	**FD-4 SL**					
EPA 8260	Tetrachloroethene	0.038	mg/kg	0.0053	01/16/21 11:43	
EPA 8260	1,1,1-Trichloroethane	0.0040J	mg/kg	0.0053	01/16/21 11:43	
EPA 8260	Trichloroethene	0.0011J	mg/kg	0.0053	01/16/21 11:43	
SM 2540G	Percent Moisture	15.9	%	0.10	01/18/21 07:04	N2
50277843038	**FD-5 SL**					
EPA 8260	Tetrachloroethene	378	mg/kg	6.4	01/18/21 23:15	
EPA 8260	1,1,1-Trichloroethane	0.096J	mg/kg	0.64	01/18/21 11:22	
EPA 8260	Trichloroethene	1.6	mg/kg	0.64	01/18/21 11:22	
SM 2540G	Percent Moisture	15.2	%	0.10	01/18/21 07:05	N2
50277843039	**FD-6 SL**					
EPA 8260	Tetrachloroethene	117	mg/kg	5.6	01/18/21 23:39	
EPA 8260	1,1,1-Trichloroethane	0.61	mg/kg	0.56	01/18/21 11:47	
EPA 8260	Trichloroethene	3.5	mg/kg	0.56	01/18/21 11:47	
SM 2540G	Percent Moisture	15.8	%	0.10	01/18/21 07:05	N2
50277843040	**FD-7 SL**					
EPA 8260	Tetrachloroethene	33.6	mg/kg	5.3	01/19/21 00:29	
EPA 8260	1,1,1-Trichloroethane	0.0065	mg/kg	0.0055	01/16/21 12:08	
EPA 8260	Trichloroethene	0.055	mg/kg	0.0055	01/16/21 12:08	
SM 2540G	Percent Moisture	14.8	%	0.10	01/18/21 07:05	N2
50277843043	**TB-2 WT**					
EPA 8260	Methylene Chloride	0.84J	ug/L	5.0	01/18/21 15:27	

This report shall not be reproduced, except in full,
without the written consent of Pace Analytical Services, LLC.

Pace Analytical Services, LLC
7726 Moller Road
Indianapolis, IN 46268
(317)228-3100

ANALYTICAL RESULTS

Project: Former Amphenol Facility
Pace Project No.: 50277843

Sample: GP-65 SL (3.75-4.25) **Lab ID: 50277843001** Collected: 01/13/21 18:00 Received: 01/14/21 16:10 Matrix: Solid

Results reported on a "dry weight" basis and are adjusted for percent moisture, sample size and any dilutions.

Parameters	Results	Units	Report Limit	MDL	DF	Prepared	Analyzed	CAS No.	Qual
8260 MSV 5035A VOA	Analytical Method: EPA 8260								
	Pace Analytical Services - Indianapolis								
1,1-Dichloroethane	ND	mg/kg	0.0063	0.00047	1		01/15/21 18:35	75-34-3	
1,2-Dichloroethane	ND	mg/kg	0.0063	0.00050	1		01/15/21 18:35	107-06-2	
cis-1,2-Dichloroethene	**0.0010J**	mg/kg	0.0063	0.00039	1		01/15/21 18:35	156-59-2	
trans-1,2-Dichloroethene	ND	mg/kg	0.0063	0.00029	1		01/15/21 18:35	156-60-5	
Methylene Chloride	ND	mg/kg	0.025	0.0031	1		01/15/21 18:35	75-09-2	
Tetrachloroethene	**0.028**	mg/kg	0.0063	0.00038	1		01/15/21 18:35	127-18-4	
1,1,1-Trichloroethane	**0.00064J**	mg/kg	0.0063	0.00028	1		01/15/21 18:35	71-55-6	
Trichloroethene	**0.0018J**	mg/kg	0.0063	0.00025	1		01/15/21 18:35	79-01-6	
Vinyl chloride	ND	mg/kg	0.0063	0.00023	1		01/15/21 18:35	75-01-4	
Surrogates									
Dibromofluoromethane (S)	101	%.	73-133		1		01/15/21 18:35	1868-53-7	
Toluene-d8 (S)	99	%.	73-130		1		01/15/21 18:35	2037-26-5	
4-Bromofluorobenzene (S)	97	%.	55-129		1		01/15/21 18:35	460-00-4	
Percent Moisture	Analytical Method: SM 2540G								
	Pace Analytical Services - Indianapolis								
Percent Moisture	**20.4**	%	0.10	0.10	1		01/15/21 13:34		N2

This report shall not be reproduced, except in full,
without the written consent of Pace Analytical Services, LLC.

Pace Analytical Services, LLC
7726 Moller Road
Indianapolis, IN 46268
(317)228-3100

ANALYTICAL RESULTS

Project: Former Amphenol Facility
Pace Project No.: 50277843

Sample: GP-65 SL (14.50-15.00) **Lab ID: 50277843002** Collected: 01/13/21 18:10 Received: 01/14/21 16:10 Matrix: Solid

Results reported on a "dry weight" basis and are adjusted for percent moisture, sample size and any dilutions.

Parameters	Results	Units	Report Limit	MDL	DF	Prepared	Analyzed	CAS No.	Qual
8260 MSV 5035A VOA	Analytical Method: EPA 8260								
	Pace Analytical Services - Indianapolis								
1,1-Dichloroethane	ND	mg/kg	0.0065	0.00048	1		01/15/21 19:00	75-34-3	
1,2-Dichloroethane	ND	mg/kg	0.0065	0.00052	1		01/15/21 19:00	107-06-2	
cis-1,2-Dichloroethene	ND	mg/kg	0.0065	0.00040	1		01/15/21 19:00	156-59-2	
trans-1,2-Dichloroethene	ND	mg/kg	0.0065	0.00030	1		01/15/21 19:00	156-60-5	
Methylene Chloride	ND	mg/kg	0.026	0.0032	1		01/15/21 19:00	75-09-2	
Tetrachloroethene	**0.12**	mg/kg	0.0065	0.00039	1		01/15/21 19:00	127-18-4	
1,1,1-Trichloroethane	**0.0014J**	mg/kg	0.0065	0.00029	1		01/15/21 19:00	71-55-6	
Trichloroethene	**0.0046J**	mg/kg	0.0065	0.00026	1		01/15/21 19:00	79-01-6	
Vinyl chloride	ND	mg/kg	0.0065	0.00023	1		01/15/21 19:00	75-01-4	
Surrogates									
Dibromofluoromethane (S)	103	%.	73-133		1		01/15/21 19:00	1868-53-7	
Toluene-d8 (S)	101	%.	73-130		1		01/15/21 19:00	2037-26-5	
4-Bromofluorobenzene (S)	91	%.	55-129		1		01/15/21 19:00	460-00-4	
Percent Moisture	Analytical Method: SM 2540G								
	Pace Analytical Services - Indianapolis								
Percent Moisture	**6.0**	%	0.10	0.10	1		01/15/21 13:34		N2

This report shall not be reproduced, except in full,
without the written consent of Pace Analytical Services, LLC.

Pace Analytical Services, LLC
7726 Moller Road
Indianapolis, IN 46268
(317)228-3100

ANALYTICAL RESULTS

Project: Former Amphenol Facility
Pace Project No.: 50277843

Sample: GP-65 SL (23.50-24.00) **Lab ID: 50277843003** Collected: 01/13/21 18:30 Received: 01/14/21 16:10 Matrix: Solid

Results reported on a "dry weight" basis and are adjusted for percent moisture, sample size and any dilutions.

Parameters	Results	Units	Report Limit	MDL	DF	Prepared	Analyzed	CAS No.	Qual
8260 MSV 5035A VOA	Analytical Method: EPA 8260								
	Pace Analytical Services - Indianapolis								
1,1-Dichloroethane	ND	mg/kg	0.0051	0.00038	1		01/15/21 19:24	75-34-3	
1,2-Dichloroethane	ND	mg/kg	0.0051	0.00041	1		01/15/21 19:24	107-06-2	
cis-1,2-Dichloroethene	ND	mg/kg	0.0051	0.00032	1		01/15/21 19:24	156-59-2	
trans-1,2-Dichloroethene	ND	mg/kg	0.0051	0.00024	1		01/15/21 19:24	156-60-5	
Methylene Chloride	ND	mg/kg	0.021	0.0025	1		01/15/21 19:24	75-09-2	
Tetrachloroethene	**0.00056J**	mg/kg	0.0051	0.00031	1		01/15/21 19:24	127-18-4	
1,1,1-Trichloroethane	**0.0029J**	mg/kg	0.0051	0.00023	1		01/15/21 19:24	71-55-6	
Trichloroethene	**0.00057J**	mg/kg	0.0051	0.00021	1		01/15/21 19:24	79-01-6	
Vinyl chloride	ND	mg/kg	0.0051	0.00019	1		01/15/21 19:24	75-01-4	
Surrogates									
Dibromofluoromethane (S)	100	%.	73-133		1		01/15/21 19:24	1868-53-7	
Toluene-d8 (S)	102	%.	73-130		1		01/15/21 19:24	2037-26-5	
4-Bromofluorobenzene (S)	95	%.	55-129		1		01/15/21 19:24	460-00-4	
Percent Moisture	Analytical Method: SM 2540G								
	Pace Analytical Services - Indianapolis								
Percent Moisture	**15.0**	%	0.10	0.10	1		01/15/21 13:34		N2

This report shall not be reproduced, except in full,
without the written consent of Pace Analytical Services, LLC.

Pace Analytical Services, LLC
7726 Moller Road
Indianapolis, IN 46268
(317)228-3100

ANALYTICAL RESULTS

Project: Former Amphenol Facility
Pace Project No.: 50277843

Sample: GP-65 SL (24.00-24.50) **Lab ID: 50277843004** Collected: 01/13/21 18:35 Received: 01/14/21 16:10 Matrix: Solid

Results reported on a "dry weight" basis and are adjusted for percent moisture, sample size and any dilutions.

Parameters	Results	Units	Report Limit	MDL	DF	Prepared	Analyzed	CAS No.	Qual
8260 MSV 5035A VOA	Analytical Method: EPA 8260								
	Pace Analytical Services - Indianapolis								
1,1-Dichloroethane	**0.0011J**	mg/kg	0.0046	0.00034	1		01/15/21 19:49	75-34-3	R1
1,2-Dichloroethane	ND	mg/kg	0.0046	0.00037	1		01/15/21 19:49	107-06-2	R1
cis-1,2-Dichloroethene	ND	mg/kg	0.0046	0.00028	1		01/15/21 19:49	156-59-2	R1
trans-1,2-Dichloroethene	ND	mg/kg	0.0046	0.00021	1		01/15/21 19:49	156-60-5	R1
Methylene Chloride	ND	mg/kg	0.018	0.0022	1		01/15/21 19:49	75-09-2	
Tetrachloroethene	ND	mg/kg	0.0046	0.00028	1		01/15/21 19:49	127-18-4	R1
1,1,1-Trichloroethane	**0.00053J**	mg/kg	0.0046	0.00020	1		01/15/21 19:49	71-55-6	R1
Trichloroethene	ND	mg/kg	0.0046	0.00018	1		01/15/21 19:49	79-01-6	R1
Vinyl chloride	ND	mg/kg	0.0046	0.00017	1		01/15/21 19:49	75-01-4	
Surrogates									
Dibromofluoromethane (S)	107	%.	73-133		1		01/15/21 19:49	1868-53-7	
Toluene-d8 (S)	123	%.	73-130		1		01/15/21 19:49	2037-26-5	
4-Bromofluorobenzene (S)	75	%.	55-129		1		01/15/21 19:49	460-00-4	
Percent Moisture	Analytical Method: SM 2540G								
	Pace Analytical Services - Indianapolis								
Percent Moisture	**6.4**	%	0.10	0.10	1		01/15/21 13:35		N2

This report shall not be reproduced, except in full,
without the written consent of Pace Analytical Services, LLC.

Pace Analytical Services, LLC
7726 Moller Road
Indianapolis, IN 46268
(317)228-3100

ANALYTICAL RESULTS

Project: Former Amphenol Facility
Pace Project No.: 50277843

Sample: GP-66 SL (7.0-7.50) **Lab ID: 50277843005** Collected: 01/13/21 20:45 Received: 01/14/21 16:10 Matrix: Solid

Results reported on a "dry weight" basis and are adjusted for percent moisture, sample size and any dilutions.

Parameters	Results	Units	Report Limit	MDL	DF	Prepared	Analyzed	CAS No.	Qual
8260 MSV 5035A VOA	Analytical Method: EPA 8260								
	Pace Analytical Services - Indianapolis								
1,1-Dichloroethane	ND	mg/kg	0.0045	0.00033	1		01/15/21 21:02	75-34-3	
1,2-Dichloroethane	ND	mg/kg	0.0045	0.00036	1		01/15/21 21:02	107-06-2	
cis-1,2-Dichloroethene	ND	mg/kg	0.0045	0.00028	1		01/15/21 21:02	156-59-2	
trans-1,2-Dichloroethene	ND	mg/kg	0.0045	0.00021	1		01/15/21 21:02	156-60-5	
Methylene Chloride	ND	mg/kg	0.018	0.0022	1		01/15/21 21:02	75-09-2	
Tetrachloroethene	**0.040**	mg/kg	0.0045	0.00027	1		01/15/21 21:02	127-18-4	
1,1,1-Trichloroethane	ND	mg/kg	0.0045	0.00020	1		01/15/21 21:02	71-55-6	
Trichloroethene	**0.0018J**	mg/kg	0.0045	0.00018	1		01/15/21 21:02	79-01-6	
Vinyl chloride	ND	mg/kg	0.0045	0.00016	1		01/15/21 21:02	75-01-4	
Surrogates									
Dibromofluoromethane (S)	106	%.	73-133		1		01/15/21 21:02	1868-53-7	
Toluene-d8 (S)	104	%.	73-130		1		01/15/21 21:02	2037-26-5	
4-Bromofluorobenzene (S)	95	%.	55-129		1		01/15/21 21:02	460-00-4	
Percent Moisture	Analytical Method: SM 2540G								
	Pace Analytical Services - Indianapolis								
Percent Moisture	**5.0**	%	0.10	0.10	1		01/15/21 13:35		N2

This report shall not be reproduced, except in full,
without the written consent of Pace Analytical Services, LLC.

Pace Analytical Services, LLC
7726 Moller Road
Indianapolis, IN 46268
(317)228-3100

ANALYTICAL RESULTS

Project: Former Amphenol Facility
Pace Project No.: 50277843

Sample: GP-66 SL (24.00-24.50) **Lab ID: 50277843006** Collected: 01/13/21 21:05 Received: 01/14/21 16:10 Matrix: Solid

Results reported on a "dry weight" basis and are adjusted for percent moisture, sample size and any dilutions.

Parameters	Results	Units	Report Limit	MDL	DF	Prepared	Analyzed	CAS No.	Qual
8260 MSV 5035A VOA	Analytical Method: EPA 8260								
	Pace Analytical Services - Indianapolis								
1,1-Dichloroethane	ND	mg/kg	0.26	0.019	50		01/16/21 02:45	75-34-3	
1,2-Dichloroethane	ND	mg/kg	0.26	0.020	50		01/16/21 02:45	107-06-2	
cis-1,2-Dichloroethene	ND	mg/kg	0.26	0.016	50		01/16/21 02:45	156-59-2	
trans-1,2-Dichloroethene	ND	mg/kg	0.26	0.012	50		01/16/21 02:45	156-60-5	
Methylene Chloride	ND	mg/kg	1.0	0.12	50		01/16/21 02:45	75-09-2	
Tetrachloroethene	**4.6**	mg/kg	0.26	0.015	50		01/16/21 02:45	127-18-4	
1,1,1-Trichloroethane	**0.033J**	mg/kg	0.26	0.011	50		01/16/21 02:45	71-55-6	
Trichloroethene	**0.028J**	mg/kg	0.26	0.010	50		01/16/21 02:45	79-01-6	
Vinyl chloride	ND	mg/kg	0.26	0.0092	50		01/16/21 02:45	75-01-4	
Surrogates									
Dibromofluoromethane (S)	95	%.	73-133		50		01/16/21 02:45	1868-53-7	D4
Toluene-d8 (S)	96	%.	73-130		50		01/16/21 02:45	2037-26-5	
4-Bromofluorobenzene (S)	95	%.	55-129		50		01/16/21 02:45	460-00-4	
Percent Moisture	Analytical Method: SM 2540G								
	Pace Analytical Services - Indianapolis								
Percent Moisture	**15.7**	%	0.10	0.10	1		01/15/21 13:35		N2

This report shall not be reproduced, except in full,
without the written consent of Pace Analytical Services, LLC.

Pace Analytical Services, LLC
7726 Moller Road
Indianapolis, IN 46268
(317)228-3100

ANALYTICAL RESULTS

Project: Former Amphenol Facility
Pace Project No.: 50277843

Sample: GP-66 SL (24.50-25.00) **Lab ID: 50277843007** Collected: 01/13/21 21:10 Received: 01/14/21 16:10 Matrix: Solid

Results reported on a "dry weight" basis and are adjusted for percent moisture, sample size and any dilutions.

Parameters	Results	Units	Report Limit	MDL	DF	Prepared	Analyzed	CAS No.	Qual
8260 MSV 5035A VOA	Analytical Method: EPA 8260								
	Pace Analytical Services - Indianapolis								
1,1-Dichloroethane	**0.028**	mg/kg	0.0043	0.00032	1		01/15/21 21:27	75-34-3	
1,2-Dichloroethane	ND	mg/kg	0.0043	0.00034	1		01/15/21 21:27	107-06-2	
cis-1,2-Dichloroethene	**0.00039J**	mg/kg	0.0043	0.00026	1		01/15/21 21:27	156-59-2	
trans-1,2-Dichloroethene	ND	mg/kg	0.0043	0.00020	1		01/15/21 21:27	156-60-5	
Methylene Chloride	ND	mg/kg	0.017	0.0021	1		01/15/21 21:27	75-09-2	
Tetrachloroethene	**16.2**	mg/kg	2.4	0.14	500		01/18/21 19:33	127-18-4	
1,1,1-Trichloroethane	ND	mg/kg	0.0043	0.00019	1		01/15/21 21:27	71-55-6	
Trichloroethene	**4.7**	mg/kg	0.24	0.0095	50		01/18/21 12:36	79-01-6	
Vinyl chloride	ND	mg/kg	0.0043	0.00015	1		01/15/21 21:27	75-01-4	
Surrogates									
Dibromofluoromethane (S)	103	%.	73-133		1		01/15/21 21:27	1868-53-7	
Toluene-d8 (S)	99	%.	73-130		1		01/15/21 21:27	2037-26-5	
4-Bromofluorobenzene (S)	97	%.	55-129		1		01/15/21 21:27	460-00-4	
Percent Moisture	Analytical Method: SM 2540G								
	Pace Analytical Services - Indianapolis								
Percent Moisture	**7.1**	%	0.10	0.10	1		01/15/21 13:35		N2

This report shall not be reproduced, except in full,
without the written consent of Pace Analytical Services, LLC.

Pace Analytical Services, LLC
7726 Moller Road
Indianapolis, IN 46268
(317)228-3100

ANALYTICAL RESULTS

Project: Former Amphenol Facility
Pace Project No.: 50277843

Sample: GP-67 SL (14.75-15.25) **Lab ID: 50277843008** Collected: 01/13/21 21:45 Received: 01/14/21 16:10 Matrix: Solid

Results reported on a "dry weight" basis and are adjusted for percent moisture, sample size and any dilutions.

Parameters	Results	Units	Report Limit	MDL	DF	Prepared	Analyzed	CAS No.	Qual
8260 MSV 5035A VOA	Analytical Method: EPA 8260								
	Pace Analytical Services - Indianapolis								
1,1-Dichloroethane	ND	mg/kg	0.0045	0.00033	1		01/15/21 21:51	75-34-3	
1,2-Dichloroethane	ND	mg/kg	0.0045	0.00036	1		01/15/21 21:51	107-06-2	
cis-1,2-Dichloroethene	ND	mg/kg	0.0045	0.00028	1		01/15/21 21:51	156-59-2	
trans-1,2-Dichloroethene	ND	mg/kg	0.0045	0.00021	1		01/15/21 21:51	156-60-5	
Methylene Chloride	ND	mg/kg	0.018	0.0022	1		01/15/21 21:51	75-09-2	
Tetrachloroethene	**0.087**	mg/kg	0.0045	0.00027	1		01/15/21 21:51	127-18-4	
1,1,1-Trichloroethane	**0.0015J**	mg/kg	0.0045	0.00020	1		01/15/21 21:51	71-55-6	
Trichloroethene	**0.0048**	mg/kg	0.0045	0.00018	1		01/15/21 21:51	79-01-6	
Vinyl chloride	ND	mg/kg	0.0045	0.00016	1		01/15/21 21:51	75-01-4	
Surrogates									
Dibromofluoromethane (S)	101	%.	73-133		1		01/15/21 21:51	1868-53-7	
Toluene-d8 (S)	107	%.	73-130		1		01/15/21 21:51	2037-26-5	
4-Bromofluorobenzene (S)	87	%.	55-129		1		01/15/21 21:51	460-00-4	
Percent Moisture	Analytical Method: SM 2540G								
	Pace Analytical Services - Indianapolis								
Percent Moisture	**4.9**	%	0.10	0.10	1		01/15/21 13:35		N2

This report shall not be reproduced, except in full,
without the written consent of Pace Analytical Services, LLC.

Pace Analytical Services, LLC
7726 Moller Road
Indianapolis, IN 46268
(317)228-3100

ANALYTICAL RESULTS

Project: Former Amphenol Facility
Pace Project No.: 50277843

Sample: GP-67 SL (23.75-24.25) **Lab ID: 50277843009** Collected: 01/13/21 22:15 Received: 01/14/21 16:10 Matrix: Solid

Results reported on a "dry weight" basis and are adjusted for percent moisture, sample size and any dilutions.

Parameters	Results	Units	Report Limit	MDL	DF	Prepared	Analyzed	CAS No.	Qual
8260 MSV 5035A VOA	Analytical Method: EPA 8260								
	Pace Analytical Services - Indianapolis								
1,1-Dichloroethane	**0.0013J**	mg/kg	0.0056	0.00042	1		01/15/21 22:16	75-34-3	
1,2-Dichloroethane	ND	mg/kg	0.0056	0.00045	1		01/15/21 22:16	107-06-2	
cis-1,2-Dichloroethene	ND	mg/kg	0.0056	0.00035	1		01/15/21 22:16	156-59-2	
trans-1,2-Dichloroethene	ND	mg/kg	0.0056	0.00026	1		01/15/21 22:16	156-60-5	
Methylene Chloride	ND	mg/kg	0.023	0.0027	1		01/15/21 22:16	75-09-2	
Tetrachloroethene	**42.6**	mg/kg	2.6	0.16	500		01/18/21 19:57	127-18-4	
1,1,1-Trichloroethane	**0.0034J**	mg/kg	0.0056	0.00025	1		01/15/21 22:16	71-55-6	
Trichloroethene	**0.072**	mg/kg	0.0056	0.00023	1		01/15/21 22:16	79-01-6	
Vinyl chloride	ND	mg/kg	0.0056	0.00020	1		01/15/21 22:16	75-01-4	
Surrogates									
Dibromofluoromethane (S)	105	%.	73-133		1		01/15/21 22:16	1868-53-7	
Toluene-d8 (S)	98	%.	73-130		1		01/15/21 22:16	2037-26-5	
4-Bromofluorobenzene (S)	101	%.	55-129		1		01/15/21 22:16	460-00-4	
Percent Moisture	Analytical Method: SM 2540G								
	Pace Analytical Services - Indianapolis								
Percent Moisture	**15.9**	%	0.10	0.10	1		01/15/21 13:35		N2

This report shall not be reproduced, except in full,
without the written consent of Pace Analytical Services, LLC.

Pace Analytical Services, LLC
7726 Moller Road
Indianapolis, IN 46268
(317)228-3100

ANALYTICAL RESULTS

Project: Former Amphenol Facility
Pace Project No.: 50277843

Sample: GP-67 SL (22.5-23.00) **Lab ID: 50277843010** Collected: 01/13/21 22:00 Received: 01/14/21 16:10 Matrix: Solid

Results reported on a "dry weight" basis and are adjusted for percent moisture, sample size and any dilutions.

Parameters	Results	Units	Report Limit	MDL	DF	Prepared	Analyzed	CAS No.	Qual
8260 MSV 5035A VOA	Analytical Method: EPA 8260								
	Pace Analytical Services - Indianapolis								
1,1-Dichloroethane	ND	mg/kg	0.0055	0.00040	1		01/15/21 22:40	75-34-3	
1,2-Dichloroethane	ND	mg/kg	0.0055	0.00044	1		01/15/21 22:40	107-06-2	
cis-1,2-Dichloroethene	ND	mg/kg	0.0055	0.00034	1		01/15/21 22:40	156-59-2	
trans-1,2-Dichloroethene	ND	mg/kg	0.0055	0.00025	1		01/15/21 22:40	156-60-5	
Methylene Chloride	ND	mg/kg	0.022	0.0027	1		01/15/21 22:40	75-09-2	
Tetrachloroethene	**0.18**	mg/kg	0.0055	0.00033	1		01/15/21 22:40	127-18-4	
1,1,1-Trichloroethane	**0.0048J**	mg/kg	0.0055	0.00024	1		01/15/21 22:40	71-55-6	
Trichloroethene	**0.0021J**	mg/kg	0.0055	0.00022	1		01/15/21 22:40	79-01-6	
Vinyl chloride	ND	mg/kg	0.0055	0.00020	1		01/15/21 22:40	75-01-4	
Surrogates									
Dibromofluoromethane (S)	102	%.	73-133		1		01/15/21 22:40	1868-53-7	
Toluene-d8 (S)	100	%.	73-130		1		01/15/21 22:40	2037-26-5	
4-Bromofluorobenzene (S)	95	%.	55-129		1		01/15/21 22:40	460-00-4	
Percent Moisture	Analytical Method: SM 2540G								
	Pace Analytical Services - Indianapolis								
Percent Moisture	**16.3**	%	0.10	0.10	1		01/15/21 13:36		N2

This report shall not be reproduced, except in full,
without the written consent of Pace Analytical Services, LLC.

Pace Analytical Services, LLC
7726 Moller Road
Indianapolis, IN 46268
(317)228-3100

ANALYTICAL RESULTS

Project: Former Amphenol Facility
Pace Project No.: 50277843

Sample: GP-67 SL (24.25-24.75) **Lab ID: 50277843011** Collected: 01/13/21 22:20 Received: 01/14/21 16:10 Matrix: Solid

Results reported on a "dry weight" basis and are adjusted for percent moisture, sample size and any dilutions.

Parameters	Results	Units	Report Limit	MDL	DF	Prepared	Analyzed	CAS No.	Qual
8260 MSV 5035A VOA	Analytical Method: EPA 8260								
	Pace Analytical Services - Indianapolis								
1,1-Dichloroethane	**0.13J**	mg/kg	0.43	0.032	100		01/16/21 03:09	75-34-3	
1,2-Dichloroethane	ND	mg/kg	0.43	0.034	100		01/16/21 03:09	107-06-2	
cis-1,2-Dichloroethene	ND	mg/kg	0.43	0.027	100		01/16/21 03:09	156-59-2	
trans-1,2-Dichloroethene	ND	mg/kg	0.43	0.020	100		01/16/21 03:09	156-60-5	
Methylene Chloride	ND	mg/kg	1.7	0.21	100		01/16/21 03:09	75-09-2	
Tetrachloroethene	**24.8**	mg/kg	2.1	0.13	500		01/18/21 13:25	127-18-4	
1,1,1-Trichloroethane	**0.20J**	mg/kg	0.43	0.019	100		01/16/21 03:09	71-55-6	
Trichloroethene	**5.8**	mg/kg	0.43	0.017	100		01/16/21 03:09	79-01-6	
Vinyl chloride	ND	mg/kg	0.43	0.015	100		01/16/21 03:09	75-01-4	
Surrogates									
Dibromofluoromethane (S)	100	%.	73-133		100		01/16/21 03:09	1868-53-7	D4
Toluene-d8 (S)	96	%.	73-130		100		01/16/21 03:09	2037-26-5	
4-Bromofluorobenzene (S)	100	%.	55-129		100		01/16/21 03:09	460-00-4	
Percent Moisture	Analytical Method: SM 2540G								
	Pace Analytical Services - Indianapolis								
Percent Moisture	**8.9**	%	0.10	0.10	1		01/15/21 13:36		N2

This report shall not be reproduced, except in full,
without the written consent of Pace Analytical Services, LLC.

Pace Analytical Services, LLC
7726 Moller Road
Indianapolis, IN 46268
(317)228-3100

ANALYTICAL RESULTS

Project: Former Amphenol Facility
Pace Project No.: 50277843

Sample: GP-68 SL (14.50-15.00) **Lab ID: 50277843012** Collected: 01/14/21 01:20 Received: 01/14/21 16:10 Matrix: Solid

Results reported on a "dry weight" basis and are adjusted for percent moisture, sample size and any dilutions.

Parameters	Results	Units	Report Limit	MDL	DF	Prepared	Analyzed	CAS No.	Qual
8260 MSV 5035A VOA	Analytical Method: EPA 8260								
	Pace Analytical Services - Indianapolis								
1,1-Dichloroethane	ND	mg/kg	0.0051	0.00038	1		01/15/21 23:05	75-34-3	
1,2-Dichloroethane	ND	mg/kg	0.0051	0.00041	1		01/15/21 23:05	107-06-2	
cis-1,2-Dichloroethene	ND	mg/kg	0.0051	0.00032	1		01/15/21 23:05	156-59-2	
trans-1,2-Dichloroethene	ND	mg/kg	0.0051	0.00023	1		01/15/21 23:05	156-60-5	
Methylene Chloride	ND	mg/kg	0.020	0.0025	1		01/15/21 23:05	75-09-2	
Tetrachloroethene	**1.6**	mg/kg	0.30	0.018	50		01/18/21 13:49	127-18-4	
1,1,1-Trichloroethane	**0.0068**	mg/kg	0.0051	0.00022	1		01/15/21 23:05	71-55-6	
Trichloroethene	**0.016**	mg/kg	0.0051	0.00020	1		01/15/21 23:05	79-01-6	
Vinyl chloride	ND	mg/kg	0.0051	0.00018	1		01/15/21 23:05	75-01-4	
Surrogates									
Dibromofluoromethane (S)	106	%.	73-133		1		01/15/21 23:05	1868-53-7	
Toluene-d8 (S)	107	%.	73-130		1		01/15/21 23:05	2037-26-5	
4-Bromofluorobenzene (S)	78	%.	55-129		1		01/15/21 23:05	460-00-4	
Percent Moisture	Analytical Method: SM 2540G								
	Pace Analytical Services - Indianapolis								
Percent Moisture	**5.1**	%	0.10	0.10	1		01/15/21 13:36		N2

This report shall not be reproduced, except in full,
without the written consent of Pace Analytical Services, LLC.

Pace Analytical Services, LLC
7726 Moller Road
Indianapolis, IN 46268
(317)228-3100

ANALYTICAL RESULTS

Project: Former Amphenol Facility
Pace Project No.: 50277843

Sample: GP-68 SL (23.25-23.75) **Lab ID: 50277843013** Collected: 01/14/21 01:35 Received: 01/14/21 16:10 Matrix: Solid

Results reported on a "dry weight" basis and are adjusted for percent moisture, sample size and any dilutions.

Parameters	Results	Units	Report Limit	MDL	DF	Prepared	Analyzed	CAS No.	Qual
8260 MSV 5035A VOA	Analytical Method: EPA 8260								
	Pace Analytical Services - Indianapolis								
1,1-Dichloroethane	ND	mg/kg	0.0052	0.00038	1		01/15/21 23:29	75-34-3	
1,2-Dichloroethane	ND	mg/kg	0.0052	0.00041	1		01/15/21 23:29	107-06-2	
cis-1,2-Dichloroethene	ND	mg/kg	0.0052	0.00032	1		01/15/21 23:29	156-59-2	
trans-1,2-Dichloroethene	ND	mg/kg	0.0052	0.00024	1		01/15/21 23:29	156-60-5	
Methylene Chloride	ND	mg/kg	0.021	0.0025	1		01/15/21 23:29	75-09-2	
Tetrachloroethene	**149**	mg/kg	5.9	0.35	1000		01/19/21 00:04	127-18-4	
1,1,1-Trichloroethane	**0.11**	mg/kg	0.0052	0.00023	1		01/15/21 23:29	71-55-6	
Trichloroethene	**4.5**	mg/kg	0.59	0.024	100		01/18/21 14:14	79-01-6	
Vinyl chloride	ND	mg/kg	0.0052	0.00019	1		01/15/21 23:29	75-01-4	
Surrogates									
Dibromofluoromethane (S)	108	%.	73-133		1		01/15/21 23:29	1868-53-7	
Toluene-d8 (S)	110	%.	73-130		1		01/15/21 23:29	2037-26-5	
4-Bromofluorobenzene (S)	81	%.	55-129		1		01/15/21 23:29	460-00-4	
Percent Moisture	Analytical Method: SM 2540G								
	Pace Analytical Services - Indianapolis								
Percent Moisture	**11.9**	%	0.10	0.10	1		01/15/21 13:46		N2

This report shall not be reproduced, except in full,
without the written consent of Pace Analytical Services, LLC.

Pace Analytical Services, LLC
7726 Moller Road
Indianapolis, IN 46268
(317)228-3100

ANALYTICAL RESULTS

Project: Former Amphenol Facility
Pace Project No.: 50277843

Sample: GP-68 SL (23.75-24.25) **Lab ID: 50277843014** Collected: 01/14/21 01:45 Received: 01/14/21 16:10 Matrix: Solid

Results reported on a "dry weight" basis and are adjusted for percent moisture, sample size and any dilutions.

Parameters	Results	Units	Report Limit	MDL	DF	Prepared	Analyzed	CAS No.	Qual
8260 MSV 5035A VOA	Analytical Method: EPA 8260								
	Pace Analytical Services - Indianapolis								
1,1-Dichloroethane	ND	mg/kg	0.46	0.034	100		01/16/21 03:34	75-34-3	
1,2-Dichloroethane	ND	mg/kg	0.46	0.036	100		01/16/21 03:34	107-06-2	
cis-1,2-Dichloroethene	ND	mg/kg	0.46	0.028	100		01/16/21 03:34	156-59-2	
trans-1,2-Dichloroethene	ND	mg/kg	0.46	0.021	100		01/16/21 03:34	156-60-5	
Methylene Chloride	ND	mg/kg	1.8	0.22	100		01/16/21 03:34	75-09-2	
Tetrachloroethene	**137**	mg/kg	22.8	1.4	5000		01/18/21 14:38	127-18-4	
1,1,1-Trichloroethane	**1.1**	mg/kg	0.46	0.020	100		01/16/21 03:34	71-55-6	
Trichloroethene	**6.0**	mg/kg	0.46	0.018	100		01/16/21 03:34	79-01-6	
Vinyl chloride	ND	mg/kg	0.46	0.016	100		01/16/21 03:34	75-01-4	
Surrogates									
Dibromofluoromethane (S)	99	%.	73-133		100		01/16/21 03:34	1868-53-7	D4
Toluene-d8 (S)	99	%.	73-130		100		01/16/21 03:34	2037-26-5	
4-Bromofluorobenzene (S)	99	%.	55-129		100		01/16/21 03:34	460-00-4	
Percent Moisture	Analytical Method: SM 2540G								
	Pace Analytical Services - Indianapolis								
Percent Moisture	**9.6**	%	0.10	0.10	1		01/15/21 13:46		N2

This report shall not be reproduced, except in full,
without the written consent of Pace Analytical Services, LLC.

Pace Analytical Services, LLC
7726 Moller Road
Indianapolis, IN 46268
(317)228-3100

ANALYTICAL RESULTS

Project: Former Amphenol Facility
Pace Project No.: 50277843

Sample: GP-68 SL (24.25-24.75) **Lab ID: 50277843015** Collected: 01/14/21 01:55 Received: 01/14/21 16:10 Matrix: Solid

Results reported on a "dry weight" basis and are adjusted for percent moisture, sample size and any dilutions.

Parameters	Results	Units	Report Limit	MDL	DF	Prepared	Analyzed	CAS No.	Qual
8260 MSV 5035A VOA	Analytical Method: EPA 8260								
	Pace Analytical Services - Indianapolis								
1,1-Dichloroethane	**0.012**	mg/kg	0.0051	0.00038	1		01/15/21 23:54	75-34-3	
1,2-Dichloroethane	ND	mg/kg	0.0051	0.00041	1		01/15/21 23:54	107-06-2	
cis-1,2-Dichloroethene	ND	mg/kg	0.0051	0.00032	1		01/15/21 23:54	156-59-2	
trans-1,2-Dichloroethene	**0.00052J**	mg/kg	0.0051	0.00024	1		01/15/21 23:54	156-60-5	
Methylene Chloride	ND	mg/kg	0.020	0.0025	1		01/15/21 23:54	75-09-2	
Tetrachloroethene	**11.1**	mg/kg	0.48	0.029	100		01/18/21 15:02	127-18-4	
1,1,1-Trichloroethane	**0.091**	mg/kg	0.0051	0.00023	1		01/15/21 23:54	71-55-6	
Trichloroethene	**9.3**	mg/kg	0.48	0.019	100		01/18/21 15:02	79-01-6	
Vinyl chloride	ND	mg/kg	0.0051	0.00018	1		01/15/21 23:54	75-01-4	
Surrogates									
Dibromofluoromethane (S)	107	%.	73-133		1		01/15/21 23:54	1868-53-7	
Toluene-d8 (S)	118	%.	73-130		1		01/15/21 23:54	2037-26-5	
4-Bromofluorobenzene (S)	70	%.	55-129		1		01/15/21 23:54	460-00-4	
Percent Moisture	Analytical Method: SM 2540G								
	Pace Analytical Services - Indianapolis								
Percent Moisture	**8.0**	%	0.10	0.10	1		01/15/21 13:46		N2

This report shall not be reproduced, except in full,
without the written consent of Pace Analytical Services, LLC.

Pace Analytical Services, LLC
7726 Moller Road
Indianapolis, IN 46268
(317)228-3100

ANALYTICAL RESULTS

Project: Former Amphenol Facility
Pace Project No.: 50277843

Sample: GP-69 SL (17.75-18.25) **Lab ID: 50277843016** Collected: 01/13/21 17:05 Received: 01/14/21 16:10 Matrix: Solid

Results reported on a "dry weight" basis and are adjusted for percent moisture, sample size and any dilutions.

Parameters	Results	Units	Report Limit	MDL	DF	Prepared	Analyzed	CAS No.	Qual
8260 MSV 5035A VOA	Analytical Method: EPA 8260								
	Pace Analytical Services - Indianapolis								
1,1-Dichloroethane	ND	mg/kg	0.0048	0.00036	1		01/16/21 06:25	75-34-3	
1,2-Dichloroethane	ND	mg/kg	0.0048	0.00038	1		01/16/21 06:25	107-06-2	
cis-1,2-Dichloroethene	ND	mg/kg	0.0048	0.00030	1		01/16/21 06:25	156-59-2	
trans-1,2-Dichloroethene	ND	mg/kg	0.0048	0.00022	1		01/16/21 06:25	156-60-5	
Methylene Chloride	ND	mg/kg	0.019	0.0023	1		01/16/21 06:25	75-09-2	
Tetrachloroethene	**0.097**	mg/kg	0.0048	0.00029	1		01/16/21 06:25	127-18-4	
1,1,1-Trichloroethane	**0.0033J**	mg/kg	0.0048	0.00021	1		01/16/21 06:25	71-55-6	
Trichloroethene	**0.0012J**	mg/kg	0.0048	0.00019	1		01/16/21 06:25	79-01-6	
Vinyl chloride	ND	mg/kg	0.0048	0.00017	1		01/16/21 06:25	75-01-4	R1
Surrogates									
Dibromofluoromethane (S)	106	%.	73-133		1		01/16/21 06:25	1868-53-7	
Toluene-d8 (S)	103	%.	73-130		1		01/16/21 06:25	2037-26-5	
4-Bromofluorobenzene (S)	92	%.	55-129		1		01/16/21 06:25	460-00-4	
Percent Moisture	Analytical Method: SM 2540G								
	Pace Analytical Services - Indianapolis								
Percent Moisture	**15.1**	%	0.10	0.10	1		01/15/21 13:46		N2

This report shall not be reproduced, except in full,
without the written consent of Pace Analytical Services, LLC.

Pace Analytical Services, LLC
7726 Moller Road
Indianapolis, IN 46268
(317)228-3100

ANALYTICAL RESULTS

Project: Former Amphenol Facility
Pace Project No.: 50277843

Sample: GP-69 SL (23.50-24.00) **Lab ID: 50277843017** Collected: 01/13/21 17:20 Received: 01/14/21 16:10 Matrix: Solid

Results reported on a "dry weight" basis and are adjusted for percent moisture, sample size and any dilutions.

Parameters	Results	Units	Report Limit	MDL	DF	Prepared	Analyzed	CAS No.	Qual
8260 MSV 5035A VOA	Analytical Method: EPA 8260								
	Pace Analytical Services - Indianapolis								
1,1-Dichloroethane	ND	mg/kg	0.66	0.049	100		01/18/21 12:11	75-34-3	
1,2-Dichloroethane	ND	mg/kg	0.66	0.053	100		01/18/21 12:11	107-06-2	
cis-1,2-Dichloroethene	ND	mg/kg	0.66	0.041	100		01/18/21 12:11	156-59-2	
trans-1,2-Dichloroethene	ND	mg/kg	0.66	0.030	100		01/18/21 12:11	156-60-5	
Methylene Chloride	ND	mg/kg	2.6	0.32	100		01/18/21 12:11	75-09-2	
Tetrachloroethene	**2.2**	mg/kg	0.66	0.040	100		01/18/21 12:11	127-18-4	
1,1,1-Trichloroethane	ND	mg/kg	0.66	0.029	100		01/18/21 12:11	71-55-6	
Trichloroethene	**0.21J**	mg/kg	0.66	0.026	100		01/18/21 12:11	79-01-6	
Vinyl chloride	ND	mg/kg	0.66	0.024	100		01/18/21 12:11	75-01-4	
Surrogates									
Dibromofluoromethane (S)	101	%.	73-133		100		01/18/21 12:11	1868-53-7	D4
Toluene-d8 (S)	97	%.	73-130		100		01/18/21 12:11	2037-26-5	
4-Bromofluorobenzene (S)	101	%.	55-129		100		01/18/21 12:11	460-00-4	
Percent Moisture	Analytical Method: SM 2540G								
	Pace Analytical Services - Indianapolis								
Percent Moisture	**12.9**	%	0.10	0.10	1		01/15/21 13:46		N2

This report shall not be reproduced, except in full,
without the written consent of Pace Analytical Services, LLC.

Pace Analytical Services, LLC
7726 Moller Road
Indianapolis, IN 46268
(317)228-3100

ANALYTICAL RESULTS

Project: Former Amphenol Facility
Pace Project No.: 50277843

Sample: GP-69 SL (24.00-24.50) **Lab ID: 50277843018** Collected: 01/13/21 17:25 Received: 01/14/21 16:10 Matrix: Solid

Results reported on a "dry weight" basis and are adjusted for percent moisture, sample size and any dilutions.

Parameters	Results	Units	Report Limit	MDL	DF	Prepared	Analyzed	CAS No.	Qual
8260 MSV 5035A VOA	Analytical Method: EPA 8260								
	Pace Analytical Services - Indianapolis								
1,1-Dichloroethane	**0.037**	mg/kg	0.0049	0.00036	1		01/16/21 00:43	75-34-3	
1,2-Dichloroethane	ND	mg/kg	0.0049	0.00039	1		01/16/21 00:43	107-06-2	
cis-1,2-Dichloroethene	**0.025**	mg/kg	0.0049	0.00030	1		01/16/21 00:43	156-59-2	
trans-1,2-Dichloroethene	**0.0023J**	mg/kg	0.0049	0.00023	1		01/16/21 00:43	156-60-5	
Methylene Chloride	ND	mg/kg	0.020	0.0024	1		01/16/21 00:43	75-09-2	
Tetrachloroethene	**26.8**	mg/kg	0.44	0.027	100		01/18/21 15:27	127-18-4	E
1,1,1-Trichloroethane	**0.0016J**	mg/kg	0.0049	0.00022	1		01/16/21 00:43	71-55-6	
Trichloroethene	**10.5**	mg/kg	0.44	0.018	100		01/18/21 15:27	79-01-6	
Vinyl chloride	ND	mg/kg	0.0049	0.00018	1		01/16/21 00:43	75-01-4	
Surrogates									
Dibromofluoromethane (S)	108	%.	73-133		1		01/16/21 00:43	1868-53-7	
Toluene-d8 (S)	120	%.	73-130		1		01/16/21 00:43	2037-26-5	
4-Bromofluorobenzene (S)	73	%.	55-129		1		01/16/21 00:43	460-00-4	
Percent Moisture	Analytical Method: SM 2540G								
	Pace Analytical Services - Indianapolis								
Percent Moisture	**10.7**	%	0.10	0.10	1		01/15/21 13:47		N2

This report shall not be reproduced, except in full,
without the written consent of Pace Analytical Services, LLC.

Pace Analytical Services, LLC
7726 Moller Road
Indianapolis, IN 46268
(317)228-3100

ANALYTICAL RESULTS

Project: Former Amphenol Facility
Pace Project No.: 50277843

Sample: GP-69 SL (22.50-23.00) **Lab ID: 50277843019** Collected: 01/13/21 17:10 Received: 01/14/21 16:10 Matrix: Solid

Results reported on a "dry weight" basis and are adjusted for percent moisture, sample size and any dilutions.

Parameters	Results	Units	Report Limit	MDL	DF	Prepared	Analyzed	CAS No.	Qual
8260 MSV 5035A VOA	Analytical Method: EPA 8260								
	Pace Analytical Services - Indianapolis								
1,1-Dichloroethane	ND	mg/kg	0.0055	0.00041	1		01/16/21 01:07	75-34-3	
1,2-Dichloroethane	ND	mg/kg	0.0055	0.00044	1		01/16/21 01:07	107-06-2	
cis-1,2-Dichloroethene	ND	mg/kg	0.0055	0.00034	1		01/16/21 01:07	156-59-2	
trans-1,2-Dichloroethene	ND	mg/kg	0.0055	0.00026	1		01/16/21 01:07	156-60-5	
Methylene Chloride	ND	mg/kg	0.022	0.0027	1		01/16/21 01:07	75-09-2	
Tetrachloroethene	**0.028**	mg/kg	0.0055	0.00033	1		01/16/21 01:07	127-18-4	
1,1,1-Trichloroethane	**0.0030J**	mg/kg	0.0055	0.00024	1		01/16/21 01:07	71-55-6	
Trichloroethene	**0.0041J**	mg/kg	0.0055	0.00022	1		01/16/21 01:07	79-01-6	
Vinyl chloride	ND	mg/kg	0.0055	0.00020	1		01/16/21 01:07	75-01-4	
Surrogates									
Dibromofluoromethane (S)	106	%.	73-133		1		01/16/21 01:07	1868-53-7	
Toluene-d8 (S)	102	%.	73-130		1		01/16/21 01:07	2037-26-5	
4-Bromofluorobenzene (S)	97	%.	55-129		1		01/16/21 01:07	460-00-4	
Percent Moisture	Analytical Method: SM 2540G								
	Pace Analytical Services - Indianapolis								
Percent Moisture	**18.4**	%	0.10	0.10	1		01/15/21 13:47		N2

This report shall not be reproduced, except in full,
without the written consent of Pace Analytical Services, LLC.

Pace Analytical Services, LLC
7726 Moller Road
Indianapolis, IN 46268
(317)228-3100

ANALYTICAL RESULTS

Project: Former Amphenol Facility
Pace Project No.: 50277843

Sample: GP-69 SL (25.00-25.50) **Lab ID: 50277843020** Collected: 01/13/21 17:30 Received: 01/14/21 16:10 Matrix: Solid

Results reported on a "dry weight" basis and are adjusted for percent moisture, sample size and any dilutions.

Parameters	Results	Units	Report Limit	MDL	DF	Prepared	Analyzed	CAS No.	Qual
8260 MSV 5035A VOA	Analytical Method: EPA 8260								
	Pace Analytical Services - Indianapolis								
1,1-Dichloroethane	**0.034**	mg/kg	0.0053	0.00039	1		01/16/21 01:31	75-34-3	
1,2-Dichloroethane	ND	mg/kg	0.0053	0.00042	1		01/16/21 01:31	107-06-2	
cis-1,2-Dichloroethene	**0.014**	mg/kg	0.0053	0.00033	1		01/16/21 01:31	156-59-2	
trans-1,2-Dichloroethene	**0.0011J**	mg/kg	0.0053	0.00024	1		01/16/21 01:31	156-60-5	
Methylene Chloride	ND	mg/kg	0.021	0.0026	1		01/16/21 01:31	75-09-2	
Tetrachloroethene	**0.11**	mg/kg	0.0053	0.00032	1		01/16/21 01:31	127-18-4	
1,1,1-Trichloroethane	ND	mg/kg	0.0053	0.00023	1		01/16/21 01:31	71-55-6	
Trichloroethene	**0.68**	mg/kg	0.26	0.011	50		01/18/21 15:52	79-01-6	
Vinyl chloride	ND	mg/kg	0.0053	0.00019	1		01/16/21 01:31	75-01-4	
Surrogates									
Dibromofluoromethane (S)	110	%.	73-133		1		01/16/21 01:31	1868-53-7	
Toluene-d8 (S)	119	%.	73-130		1		01/16/21 01:31	2037-26-5	
4-Bromofluorobenzene (S)	79	%.	55-129		1		01/16/21 01:31	460-00-4	
Percent Moisture	Analytical Method: SM 2540G								
	Pace Analytical Services - Indianapolis								
Percent Moisture	**6.0**	%	0.10	0.10	1		01/15/21 13:47		N2

This report shall not be reproduced, except in full,
without the written consent of Pace Analytical Services, LLC.

Pace Analytical Services, LLC
7726 Moller Road
Indianapolis, IN 46268
(317)228-3100

ANALYTICAL RESULTS

Project: Former Amphenol Facility
Pace Project No.: 50277843

Sample: GP-70 SL (15.00-15.50) **Lab ID: 50277843021** Collected: 01/13/21 19:30 Received: 01/14/21 16:10 Matrix: Solid

Results reported on a "dry weight" basis and are adjusted for percent moisture, sample size and any dilutions.

Parameters	Results	Units	Report Limit	MDL	DF	Prepared	Analyzed	CAS No.	Qual
8260 MSV 5035A VOA	Analytical Method: EPA 8260								
	Pace Analytical Services - Indianapolis								
1,1-Dichloroethane	ND	mg/kg	0.0053	0.00040	1		01/16/21 01:56	75-34-3	
1,2-Dichloroethane	ND	mg/kg	0.0053	0.00043	1		01/16/21 01:56	107-06-2	
cis-1,2-Dichloroethene	ND	mg/kg	0.0053	0.00033	1		01/16/21 01:56	156-59-2	
trans-1,2-Dichloroethene	ND	mg/kg	0.0053	0.00025	1		01/16/21 01:56	156-60-5	
Methylene Chloride	ND	mg/kg	0.021	0.0026	1		01/16/21 01:56	75-09-2	
Tetrachloroethene	**0.0022J**	mg/kg	0.0053	0.00032	1		01/16/21 01:56	127-18-4	
1,1,1-Trichloroethane	**0.00034J**	mg/kg	0.0053	0.00023	1		01/16/21 01:56	71-55-6	
Trichloroethene	**0.00098J**	mg/kg	0.0053	0.00021	1		01/16/21 01:56	79-01-6	
Vinyl chloride	ND	mg/kg	0.0053	0.00019	1		01/16/21 01:56	75-01-4	
Surrogates									
Dibromofluoromethane (S)	106	%.	73-133		1		01/16/21 01:56	1868-53-7	
Toluene-d8 (S)	100	%.	73-130		1		01/16/21 01:56	2037-26-5	
4-Bromofluorobenzene (S)	95	%.	55-129		1		01/16/21 01:56	460-00-4	
Percent Moisture	Analytical Method: SM 2540G								
	Pace Analytical Services - Indianapolis								
Percent Moisture	**18.2**	%	0.10	0.10	1		01/15/21 13:47		N2

This report shall not be reproduced, except in full,
without the written consent of Pace Analytical Services, LLC.

Pace Analytical Services, LLC
7726 Moller Road
Indianapolis, IN 46268
(317)228-3100

ANALYTICAL RESULTS

Project: Former Amphenol Facility
Pace Project No.: 50277843

Sample: GP-70 SL (23.50-24.00) **Lab ID: 50277843022** Collected: 01/13/21 19:55 Received: 01/14/21 16:10 Matrix: Solid

Results reported on a "dry weight" basis and are adjusted for percent moisture, sample size and any dilutions.

Parameters	Results	Units	Report Limit	MDL	DF	Prepared	Analyzed	CAS No.	Qual
8260 MSV 5035A VOA	Analytical Method: EPA 8260								
	Pace Analytical Services - Indianapolis								
1,1-Dichloroethane	ND	mg/kg	0.0055	0.00041	1		01/16/21 02:20	75-34-3	
1,2-Dichloroethane	ND	mg/kg	0.0055	0.00044	1		01/16/21 02:20	107-06-2	
cis-1,2-Dichloroethene	ND	mg/kg	0.0055	0.00034	1		01/16/21 02:20	156-59-2	
trans-1,2-Dichloroethene	ND	mg/kg	0.0055	0.00025	1		01/16/21 02:20	156-60-5	
Methylene Chloride	ND	mg/kg	0.022	0.0027	1		01/16/21 02:20	75-09-2	
Tetrachloroethene	**0.0015J**	mg/kg	0.0055	0.00033	1		01/16/21 02:20	127-18-4	
1,1,1-Trichloroethane	**0.00055J**	mg/kg	0.0055	0.00024	1		01/16/21 02:20	71-55-6	
Trichloroethene	**0.00024J**	mg/kg	0.0055	0.00022	1		01/16/21 02:20	79-01-6	
Vinyl chloride	ND	mg/kg	0.0055	0.00020	1		01/16/21 02:20	75-01-4	
Surrogates									
Dibromofluoromethane (S)	101	%.	73-133		1		01/16/21 02:20	1868-53-7	
Toluene-d8 (S)	98	%.	73-130		1		01/16/21 02:20	2037-26-5	
4-Bromofluorobenzene (S)	96	%.	55-129		1		01/16/21 02:20	460-00-4	
Percent Moisture	Analytical Method: SM 2540G								
	Pace Analytical Services - Indianapolis								
Percent Moisture	**9.5**	%	0.10	0.10	1		01/15/21 13:47		N2

This report shall not be reproduced, except in full,
without the written consent of Pace Analytical Services, LLC.

Pace Analytical Services, LLC
7726 Moller Road
Indianapolis, IN 46268
(317)228-3100

ANALYTICAL RESULTS

Project: Former Amphenol Facility
Pace Project No.: 50277843

Sample: GP-70 SL (24.00-24.50) **Lab ID: 50277843023** Collected: 01/13/21 20:00 Received: 01/14/21 16:10 Matrix: Solid

Results reported on a "dry weight" basis and are adjusted for percent moisture, sample size and any dilutions.

Parameters	Results	Units	Report Limit	MDL	DF	Prepared	Analyzed	CAS No.	Qual
8260 MSV 5035A VOA	Analytical Method: EPA 8260								
	Pace Analytical Services - Indianapolis								
1,1-Dichloroethane	**0.0018J**	mg/kg	0.0055	0.00041	1		01/16/21 07:38	75-34-3	
1,2-Dichloroethane	ND	mg/kg	0.0055	0.00044	1		01/16/21 07:38	107-06-2	
cis-1,2-Dichloroethene	ND	mg/kg	0.0055	0.00034	1		01/16/21 07:38	156-59-2	
trans-1,2-Dichloroethene	ND	mg/kg	0.0055	0.00025	1		01/16/21 07:38	156-60-5	
Methylene Chloride	ND	mg/kg	0.022	0.0027	1		01/16/21 07:38	75-09-2	
Tetrachloroethene	**0.00035J**	mg/kg	0.0055	0.00033	1		01/16/21 07:38	127-18-4	
1,1,1-Trichloroethane	ND	mg/kg	0.0055	0.00024	1		01/16/21 07:38	71-55-6	
Trichloroethene	ND	mg/kg	0.0055	0.00022	1		01/16/21 07:38	79-01-6	
Vinyl chloride	ND	mg/kg	0.0055	0.00020	1		01/16/21 07:38	75-01-4	
Surrogates									
Dibromofluoromethane (S)	105	%.	73-133		1		01/16/21 07:38	1868-53-7	
Toluene-d8 (S)	111	%.	73-130		1		01/16/21 07:38	2037-26-5	
4-Bromofluorobenzene (S)	87	%.	55-129		1		01/16/21 07:38	460-00-4	
Percent Moisture	Analytical Method: SM 2540G								
	Pace Analytical Services - Indianapolis								
Percent Moisture	**9.1**	%	0.10	0.10	1		01/15/21 13:47		N2

This report shall not be reproduced, except in full,
without the written consent of Pace Analytical Services, LLC.

Pace Analytical Services, LLC
7726 Moller Road
Indianapolis, IN 46268
(317)228-3100

ANALYTICAL RESULTS

Project: Former Amphenol Facility
Pace Project No.: 50277843

Sample: GP-70 SL (24.50-25.00) **Lab ID: 50277843024** Collected: 01/13/21 19:50 Received: 01/14/21 16:10 Matrix: Solid

Results reported on a "dry weight" basis and are adjusted for percent moisture, sample size and any dilutions.

Parameters	Results	Units	Report Limit	MDL	DF	Prepared	Analyzed	CAS No.	Qual
8260 MSV 5035A VOA	Analytical Method: EPA 8260								
	Pace Analytical Services - Indianapolis								
1,1-Dichloroethane	**0.0014J**	mg/kg	0.0048	0.00036	1		01/16/21 08:03	75-34-3	
1,2-Dichloroethane	ND	mg/kg	0.0048	0.00039	1		01/16/21 08:03	107-06-2	
cis-1,2-Dichloroethene	ND	mg/kg	0.0048	0.00030	1		01/16/21 08:03	156-59-2	
trans-1,2-Dichloroethene	ND	mg/kg	0.0048	0.00022	1		01/16/21 08:03	156-60-5	
Methylene Chloride	ND	mg/kg	0.019	0.0024	1		01/16/21 08:03	75-09-2	
Tetrachloroethene	**0.0010J**	mg/kg	0.0048	0.00029	1		01/16/21 08:03	127-18-4	
1,1,1-Trichloroethane	**0.00044J**	mg/kg	0.0048	0.00021	1		01/16/21 08:03	71-55-6	
Trichloroethene	ND	mg/kg	0.0048	0.00019	1		01/16/21 08:03	79-01-6	
Vinyl chloride	ND	mg/kg	0.0048	0.00017	1		01/16/21 08:03	75-01-4	
Surrogates									
Dibromofluoromethane (S)	105	%.	73-133		1		01/16/21 08:03	1868-53-7	
Toluene-d8 (S)	112	%.	73-130		1		01/16/21 08:03	2037-26-5	
4-Bromofluorobenzene (S)	85	%.	55-129		1		01/16/21 08:03	460-00-4	
Percent Moisture	Analytical Method: SM 2540G								
	Pace Analytical Services - Indianapolis								
Percent Moisture	**8.8**	%	0.10	0.10	1		01/15/21 13:47		N2

This report shall not be reproduced, except in full,
without the written consent of Pace Analytical Services, LLC.

Pace Analytical Services, LLC
7726 Moller Road
Indianapolis, IN 46268
(317)228-3100

ANALYTICAL RESULTS

Project: Former Amphenol Facility
Pace Project No.: 50277843

Sample: GP-71 SL (3.50-4.00) **Lab ID: 50277843025** Collected: 01/14/21 00:30 Received: 01/14/21 16:10 Matrix: Solid

Results reported on a "dry weight" basis and are adjusted for percent moisture, sample size and any dilutions.

Parameters	Results	Units	Report Limit	MDL	DF	Prepared	Analyzed	CAS No.	Qual
8260 MSV 5035A VOA	Analytical Method: EPA 8260								
	Pace Analytical Services - Indianapolis								
1,1-Dichloroethane	ND	mg/kg	0.0050	0.00037	1		01/16/21 08:27	75-34-3	
1,2-Dichloroethane	ND	mg/kg	0.0050	0.00040	1		01/16/21 08:27	107-06-2	
cis-1,2-Dichloroethene	ND	mg/kg	0.0050	0.00031	1		01/16/21 08:27	156-59-2	
trans-1,2-Dichloroethene	ND	mg/kg	0.0050	0.00023	1		01/16/21 08:27	156-60-5	
Methylene Chloride	ND	mg/kg	0.020	0.0024	1		01/16/21 08:27	75-09-2	
Tetrachloroethene	**0.021**	mg/kg	0.0050	0.00030	1		01/16/21 08:27	127-18-4	
1,1,1-Trichloroethane	**0.00047J**	mg/kg	0.0050	0.00022	1		01/16/21 08:27	71-55-6	
Trichloroethene	**0.0015J**	mg/kg	0.0050	0.00020	1		01/16/21 08:27	79-01-6	
Vinyl chloride	ND	mg/kg	0.0050	0.00018	1		01/16/21 08:27	75-01-4	
Surrogates									
Dibromofluoromethane (S)	106	%.	73-133		1		01/16/21 08:27	1868-53-7	
Toluene-d8 (S)	99	%.	73-130		1		01/16/21 08:27	2037-26-5	
4-Bromofluorobenzene (S)	96	%.	55-129		1		01/16/21 08:27	460-00-4	
Percent Moisture	Analytical Method: SM 2540G								
	Pace Analytical Services - Indianapolis								
Percent Moisture	**14.9**	%	0.10	0.10	1		01/15/21 13:47		N2

This report shall not be reproduced, except in full,
without the written consent of Pace Analytical Services, LLC.

Pace Analytical Services, LLC
7726 Moller Road
Indianapolis, IN 46268
(317)228-3100

ANALYTICAL RESULTS

Project: Former Amphenol Facility
Pace Project No.: 50277843

Sample: GP-71 SL (23.00-23.50) **Lab ID: 50277843026** Collected: 01/14/21 00:50 Received: 01/14/21 16:10 Matrix: Solid

Results reported on a "dry weight" basis and are adjusted for percent moisture, sample size and any dilutions.

Parameters	Results	Units	Report Limit	MDL	DF	Prepared	Analyzed	CAS No.	Qual
8260 MSV 5035A VOA	Analytical Method: EPA 8260								
	Pace Analytical Services - Indianapolis								
1,1-Dichloroethane	ND	mg/kg	0.56	0.041	100		01/16/21 12:32	75-34-3	
1,2-Dichloroethane	ND	mg/kg	0.56	0.045	100		01/16/21 12:32	107-06-2	
cis-1,2-Dichloroethene	ND	mg/kg	0.56	0.035	100		01/16/21 12:32	156-59-2	
trans-1,2-Dichloroethene	ND	mg/kg	0.56	0.026	100		01/16/21 12:32	156-60-5	
Methylene Chloride	ND	mg/kg	2.2	0.27	100		01/16/21 12:32	75-09-2	
Tetrachloroethene	**74.0**	mg/kg	5.6	0.34	1000		01/18/21 16:16	127-18-4	
1,1,1-Trichloroethane	**0.49J**	mg/kg	0.56	0.025	100		01/16/21 12:32	71-55-6	
Trichloroethene	**2.9**	mg/kg	0.56	0.022	100		01/16/21 12:32	79-01-6	
Vinyl chloride	ND	mg/kg	0.56	0.020	100		01/16/21 12:32	75-01-4	
Surrogates									
Dibromofluoromethane (S)	97	%.	73-133		100		01/16/21 12:32	1868-53-7	D4
Toluene-d8 (S)	99	%.	73-130		100		01/16/21 12:32	2037-26-5	
4-Bromofluorobenzene (S)	100	%.	55-129		100		01/16/21 12:32	460-00-4	
Percent Moisture	Analytical Method: SM 2540G								
	Pace Analytical Services - Indianapolis								
Percent Moisture	**15.6**	%	0.10	0.10	1		01/15/21 13:47		N2

This report shall not be reproduced, except in full,
without the written consent of Pace Analytical Services, LLC.

Pace Analytical Services, LLC
7726 Moller Road
Indianapolis, IN 46268
(317)228-3100

ANALYTICAL RESULTS

Project: Former Amphenol Facility
Pace Project No.: 50277843

Sample: GP-71 SL (23.50-24.00) **Lab ID: 50277843027** Collected: 01/14/21 00:55 Received: 01/14/21 16:10 Matrix: Solid

Results reported on a "dry weight" basis and are adjusted for percent moisture, sample size and any dilutions.

Parameters	Results	Units	Report Limit	MDL	DF	Prepared	Analyzed	CAS No.	Qual
8260 MSV 5035A VOA	Analytical Method: EPA 8260								
	Pace Analytical Services - Indianapolis								
1,1-Dichloroethane	ND	mg/kg	0.43	0.032	100		01/16/21 12:56	75-34-3	
1,2-Dichloroethane	ND	mg/kg	0.43	0.034	100		01/16/21 12:56	107-06-2	
cis-1,2-Dichloroethene	ND	mg/kg	0.43	0.027	100		01/16/21 12:56	156-59-2	
trans-1,2-Dichloroethene	ND	mg/kg	0.43	0.020	100		01/16/21 12:56	156-60-5	
Methylene Chloride	ND	mg/kg	1.7	0.21	100		01/16/21 12:56	75-09-2	
Tetrachloroethene	**75.7**	mg/kg	4.3	0.26	1000		01/18/21 16:41	127-18-4	
1,1,1-Trichloroethane	**0.38J**	mg/kg	0.43	0.019	100		01/16/21 12:56	71-55-6	
Trichloroethene	**3.3**	mg/kg	0.43	0.017	100		01/16/21 12:56	79-01-6	
Vinyl chloride	ND	mg/kg	0.43	0.016	100		01/16/21 12:56	75-01-4	
Surrogates									
Dibromofluoromethane (S)	96	%.	73-133		100		01/16/21 12:56	1868-53-7	D4
Toluene-d8 (S)	100	%.	73-130		100		01/16/21 12:56	2037-26-5	
4-Bromofluorobenzene (S)	100	%.	55-129		100		01/16/21 12:56	460-00-4	
Percent Moisture	Analytical Method: SM 2540G								
	Pace Analytical Services - Indianapolis								
Percent Moisture	**8.7**	%	0.10	0.10	1		01/15/21 13:48		N2

This report shall not be reproduced, except in full,
without the written consent of Pace Analytical Services, LLC.

Pace Analytical Services, LLC
7726 Moller Road
Indianapolis, IN 46268
(317)228-3100

ANALYTICAL RESULTS

Project: Former Amphenol Facility
Pace Project No.: 50277843

Sample: GP-71 SL (24.00-24.50) **Lab ID: 50277843028** Collected: 01/14/21 01:00 Received: 01/14/21 16:10 Matrix: Solid

Results reported on a "dry weight" basis and are adjusted for percent moisture, sample size and any dilutions.

Parameters	Results	Units	Report Limit	MDL	DF	Prepared	Analyzed	CAS No.	Qual
8260 MSV 5035A VOA	Analytical Method: EPA 8260								
	Pace Analytical Services - Indianapolis								
1,1-Dichloroethane	**0.039**	mg/kg	0.0050	0.00037	1		01/16/21 08:52	75-34-3	
1,2-Dichloroethane	ND	mg/kg	0.0050	0.00040	1		01/16/21 08:52	107-06-2	
cis-1,2-Dichloroethene	**0.0011J**	mg/kg	0.0050	0.00031	1		01/16/21 08:52	156-59-2	
trans-1,2-Dichloroethene	**0.00024J**	mg/kg	0.0050	0.00023	1		01/16/21 08:52	156-60-5	
Methylene Chloride	ND	mg/kg	0.020	0.0024	1		01/16/21 08:52	75-09-2	
Tetrachloroethene	**12.4**	mg/kg	0.56	0.034	100		01/18/21 17:06	127-18-4	
1,1,1-Trichloroethane	**0.012**	mg/kg	0.0050	0.00022	1		01/16/21 08:52	71-55-6	
Trichloroethene	**4.5**	mg/kg	0.56	0.022	100		01/18/21 17:06	79-01-6	
Vinyl chloride	ND	mg/kg	0.0050	0.00018	1		01/16/21 08:52	75-01-4	
Surrogates									
Dibromofluoromethane (S)	105	%.	73-133		1		01/16/21 08:52	1868-53-7	
Toluene-d8 (S)	116	%.	73-130		1		01/16/21 08:52	2037-26-5	
4-Bromofluorobenzene (S)	80	%.	55-129		1		01/16/21 08:52	460-00-4	
Percent Moisture	Analytical Method: SM 2540G								
	Pace Analytical Services - Indianapolis								
Percent Moisture	**8.6**	%	0.10	0.10	1		01/15/21 13:48		N2

This report shall not be reproduced, except in full,
without the written consent of Pace Analytical Services, LLC.

Pace Analytical Services, LLC
7726 Moller Road
Indianapolis, IN 46268
(317)228-3100

ANALYTICAL RESULTS

Project: Former Amphenol Facility
Pace Project No.: 50277843

Sample: GP-72 SL (6.50-7.00) **Lab ID: 50277843029** Collected: 01/13/21 23:40 Received: 01/14/21 16:10 Matrix: Solid

Results reported on a "dry weight" basis and are adjusted for percent moisture, sample size and any dilutions.

Parameters	Results	Units	Report Limit	MDL	DF	Prepared	Analyzed	CAS No.	Qual
8260 MSV 5035A VOA	Analytical Method: EPA 8260								
	Pace Analytical Services - Indianapolis								
1,1-Dichloroethane	ND	mg/kg	0.0061	0.00045	1		01/16/21 09:16	75-34-3	
1,2-Dichloroethane	ND	mg/kg	0.0061	0.00049	1		01/16/21 09:16	107-06-2	
cis-1,2-Dichloroethene	ND	mg/kg	0.0061	0.00038	1		01/16/21 09:16	156-59-2	
trans-1,2-Dichloroethene	ND	mg/kg	0.0061	0.00028	1		01/16/21 09:16	156-60-5	
Methylene Chloride	ND	mg/kg	0.025	0.0030	1		01/16/21 09:16	75-09-2	
Tetrachloroethene	**0.052**	mg/kg	0.0061	0.00037	1		01/16/21 09:16	127-18-4	
1,1,1-Trichloroethane	**0.00045J**	mg/kg	0.0061	0.00027	1		01/16/21 09:16	71-55-6	
Trichloroethene	**0.0029J**	mg/kg	0.0061	0.00025	1		01/16/21 09:16	79-01-6	
Vinyl chloride	ND	mg/kg	0.0061	0.00022	1		01/16/21 09:16	75-01-4	
Surrogates									
Dibromofluoromethane (S)	105	%.	73-133		1		01/16/21 09:16	1868-53-7	
Toluene-d8 (S)	97	%.	73-130		1		01/16/21 09:16	2037-26-5	
4-Bromofluorobenzene (S)	96	%.	55-129		1		01/16/21 09:16	460-00-4	
Percent Moisture	Analytical Method: SM 2540G								
	Pace Analytical Services - Indianapolis								
Percent Moisture	**9.8**	%	0.10	0.10	1		01/15/21 13:48		N2

This report shall not be reproduced, except in full,
without the written consent of Pace Analytical Services, LLC.

Pace Analytical Services, LLC
7726 Moller Road
Indianapolis, IN 46268
(317)228-3100

ANALYTICAL RESULTS

Project: Former Amphenol Facility
Pace Project No.: 50277843

Sample: GP-72 SL (23.00-23.50) **Lab ID: 50277843030** Collected: 01/14/21 00:00 Received: 01/14/21 16:10 Matrix: Solid

Results reported on a "dry weight" basis and are adjusted for percent moisture, sample size and any dilutions.

Parameters	Results	Units	Report Limit	MDL	DF	Prepared	Analyzed	CAS No.	Qual
8260 MSV 5035A VOA	Analytical Method: EPA 8260								
	Pace Analytical Services - Indianapolis								
1,1-Dichloroethane	ND	mg/kg	0.0050	0.00037	1		01/16/21 09:41	75-34-3	
1,2-Dichloroethane	ND	mg/kg	0.0050	0.00040	1		01/16/21 09:41	107-06-2	
cis-1,2-Dichloroethene	ND	mg/kg	0.0050	0.00031	1		01/16/21 09:41	156-59-2	
trans-1,2-Dichloroethene	ND	mg/kg	0.0050	0.00023	1		01/16/21 09:41	156-60-5	
Methylene Chloride	ND	mg/kg	0.020	0.0024	1		01/16/21 09:41	75-09-2	
Tetrachloroethene	**16.4**	mg/kg	0.26	0.016	50		01/18/21 17:30	127-18-4	E
1,1,1-Trichloroethane	**0.017**	mg/kg	0.0050	0.00022	1		01/16/21 09:41	71-55-6	
Trichloroethene	**0.016**	mg/kg	0.0050	0.00020	1		01/16/21 09:41	79-01-6	
Vinyl chloride	ND	mg/kg	0.0050	0.00018	1		01/16/21 09:41	75-01-4	
Surrogates									
Dibromofluoromethane (S)	103	%.	73-133		1		01/16/21 09:41	1868-53-7	
Toluene-d8 (S)	104	%.	73-130		1		01/16/21 09:41	2037-26-5	
4-Bromofluorobenzene (S)	83	%.	55-129		1		01/16/21 09:41	460-00-4	
Percent Moisture	Analytical Method: SM 2540G								
	Pace Analytical Services - Indianapolis								
Percent Moisture	**14.6**	%	0.10	0.10	1		01/15/21 13:48		N2

This report shall not be reproduced, except in full,
without the written consent of Pace Analytical Services, LLC.

Pace Analytical Services, LLC
7726 Moller Road
Indianapolis, IN 46268
(317)228-3100

ANALYTICAL RESULTS

Project: Former Amphenol Facility
Pace Project No.: 50277843

Sample: GP-72 SL (23.50-24.00) **Lab ID: 50277843031** Collected: 01/14/21 00:05 Received: 01/14/21 16:10 Matrix: Solid

Results reported on a "dry weight" basis and are adjusted for percent moisture, sample size and any dilutions.

Parameters	Results	Units	Report Limit	MDL	DF	Prepared	Analyzed	CAS No.	Qual
8260 MSV 5035A VOA	Analytical Method: EPA 8260								
	Pace Analytical Services - Indianapolis								
1,1-Dichloroethane	ND	mg/kg	0.38	0.028	100		01/16/21 13:21	75-34-3	
1,2-Dichloroethane	ND	mg/kg	0.38	0.031	100		01/16/21 13:21	107-06-2	
cis-1,2-Dichloroethene	ND	mg/kg	0.38	0.024	100		01/16/21 13:21	156-59-2	
trans-1,2-Dichloroethene	ND	mg/kg	0.38	0.018	100		01/16/21 13:21	156-60-5	
Methylene Chloride	ND	mg/kg	1.5	0.19	100		01/16/21 13:21	75-09-2	
Tetrachloroethene	**99.3**	mg/kg	3.8	0.23	1000		01/18/21 17:55	127-18-4	
1,1,1-Trichloroethane	**0.53**	mg/kg	0.38	0.017	100		01/16/21 13:21	71-55-6	
Trichloroethene	**7.0**	mg/kg	0.38	0.015	100		01/16/21 13:21	79-01-6	
Vinyl chloride	ND	mg/kg	0.38	0.014	100		01/16/21 13:21	75-01-4	
Surrogates									
Dibromofluoromethane (S)	92	%.	73-133		100		01/16/21 13:21	1868-53-7	D4
Toluene-d8 (S)	96	%.	73-130		100		01/16/21 13:21	2037-26-5	
4-Bromofluorobenzene (S)	100	%.	55-129		100		01/16/21 13:21	460-00-4	
Percent Moisture	Analytical Method: SM 2540G								
	Pace Analytical Services - Indianapolis								
Percent Moisture	**10.1**	%	0.10	0.10	1		01/15/21 13:48		N2

This report shall not be reproduced, except in full,
without the written consent of Pace Analytical Services, LLC.

Pace Analytical Services, LLC
7726 Moller Road
Indianapolis, IN 46268
(317)228-3100

ANALYTICAL RESULTS

Project: Former Amphenol Facility
Pace Project No.: 50277843

Sample: GP-72 SL (24.00-24.50) **Lab ID: 50277843032** Collected: 01/14/21 00:10 Received: 01/14/21 16:10 Matrix: Solid

Results reported on a "dry weight" basis and are adjusted for percent moisture, sample size and any dilutions.

Parameters	Results	Units	Report Limit	MDL	DF	Prepared	Analyzed	CAS No.	Qual
8260 MSV 5035A VOA	Analytical Method: EPA 8260								
	Pace Analytical Services - Indianapolis								
1,1-Dichloroethane	**0.061J**	mg/kg	0.45	0.033	100		01/16/21 13:45	75-34-3	
1,2-Dichloroethane	ND	mg/kg	0.45	0.036	100		01/16/21 13:45	107-06-2	
cis-1,2-Dichloroethene	ND	mg/kg	0.45	0.028	100		01/16/21 13:45	156-59-2	
trans-1,2-Dichloroethene	ND	mg/kg	0.45	0.021	100		01/16/21 13:45	156-60-5	
Methylene Chloride	ND	mg/kg	1.8	0.22	100		01/16/21 13:45	75-09-2	
Tetrachloroethene	**25.7**	mg/kg	0.45	0.027	100		01/16/21 13:45	127-18-4	
1,1,1-Trichloroethane	**0.73**	mg/kg	0.45	0.020	100		01/16/21 13:45	71-55-6	
Trichloroethene	**7.6**	mg/kg	0.45	0.018	100		01/16/21 13:45	79-01-6	
Vinyl chloride	ND	mg/kg	0.45	0.016	100		01/16/21 13:45	75-01-4	
Surrogates									
Dibromofluoromethane (S)	101	%.	73-133		100		01/16/21 13:45	1868-53-7	D4
Toluene-d8 (S)	98	%.	73-130		100		01/16/21 13:45	2037-26-5	
4-Bromofluorobenzene (S)	101	%.	55-129		100		01/16/21 13:45	460-00-4	
Percent Moisture	Analytical Method: SM 2540G								
	Pace Analytical Services - Indianapolis								
Percent Moisture	**8.7**	%	0.10	0.10	1		01/15/21 13:48		N2

This report shall not be reproduced, except in full,
without the written consent of Pace Analytical Services, LLC.

Pace Analytical Services, LLC
7726 Moller Road
Indianapolis, IN 46268
(317)228-3100

ANALYTICAL RESULTS

Project: Former Amphenol Facility
Pace Project No.: 50277843

Sample: GP-73 SL (3.50-4.00) **Lab ID: 50277843033** Collected: 01/14/21 02:39 Received: 01/14/21 16:10 Matrix: Solid

Results reported on a "dry weight" basis and are adjusted for percent moisture, sample size and any dilutions.

Parameters	Results	Units	Report Limit	MDL	DF	Prepared	Analyzed	CAS No.	Qual
8260 MSV 5035A VOA	Analytical Method: EPA 8260								
	Pace Analytical Services - Indianapolis								
1,1-Dichloroethane	ND	mg/kg	0.0059	0.00044	1		01/16/21 10:05	75-34-3	
1,2-Dichloroethane	ND	mg/kg	0.0059	0.00047	1		01/16/21 10:05	107-06-2	
cis-1,2-Dichloroethene	ND	mg/kg	0.0059	0.00037	1		01/16/21 10:05	156-59-2	
trans-1,2-Dichloroethene	ND	mg/kg	0.0059	0.00027	1		01/16/21 10:05	156-60-5	
Methylene Chloride	ND	mg/kg	0.024	0.0029	1		01/16/21 10:05	75-09-2	
Tetrachloroethene	**0.15**	mg/kg	0.0059	0.00035	1		01/16/21 10:05	127-18-4	
1,1,1-Trichloroethane	**0.0011J**	mg/kg	0.0059	0.00026	1		01/16/21 10:05	71-55-6	
Trichloroethene	**0.0060**	mg/kg	0.0059	0.00024	1		01/16/21 10:05	79-01-6	
Vinyl chloride	ND	mg/kg	0.0059	0.00021	1		01/16/21 10:05	75-01-4	
Surrogates									
Dibromofluoromethane (S)	107	%.	73-133		1		01/16/21 10:05	1868-53-7	
Toluene-d8 (S)	97	%.	73-130		1		01/16/21 10:05	2037-26-5	
4-Bromofluorobenzene (S)	89	%.	55-129		1		01/16/21 10:05	460-00-4	
Percent Moisture	Analytical Method: SM 2540G								
	Pace Analytical Services - Indianapolis								
Percent Moisture	**4.7**	%	0.10	0.10	1		01/18/21 07:04		N2

This report shall not be reproduced, except in full,
without the written consent of Pace Analytical Services, LLC.

Pace Analytical Services, LLC
7726 Moller Road
Indianapolis, IN 46268
(317)228-3100

ANALYTICAL RESULTS

Project: Former Amphenol Facility
Pace Project No.: 50277843

Sample: GP-73 SL (23.00-23.50) **Lab ID: 50277843034** Collected: 01/14/21 03:00 Received: 01/14/21 16:10 Matrix: Solid

Results reported on a "dry weight" basis and are adjusted for percent moisture, sample size and any dilutions.

Parameters	Results	Units	Report Limit	MDL	DF	Prepared	Analyzed	CAS No.	Qual
8260 MSV 5035A VOA	Analytical Method: EPA 8260								
	Pace Analytical Services - Indianapolis								
1,1-Dichloroethane	ND	mg/kg	0.51	0.038	100		01/16/21 14:10	75-34-3	
1,2-Dichloroethane	ND	mg/kg	0.51	0.041	100		01/16/21 14:10	107-06-2	
cis-1,2-Dichloroethene	ND	mg/kg	0.51	0.031	100		01/16/21 14:10	156-59-2	
trans-1,2-Dichloroethene	ND	mg/kg	0.51	0.023	100		01/16/21 14:10	156-60-5	
Methylene Chloride	ND	mg/kg	2.0	0.25	100		01/16/21 14:10	75-09-2	
Tetrachloroethene	**36.8**	mg/kg	5.1	0.30	1000		01/18/21 18:44	127-18-4	
1,1,1-Trichloroethane	**0.041J**	mg/kg	0.51	0.022	100		01/16/21 14:10	71-55-6	
Trichloroethene	**0.38J**	mg/kg	0.51	0.020	100		01/16/21 14:10	79-01-6	
Vinyl chloride	ND	mg/kg	0.51	0.018	100		01/16/21 14:10	75-01-4	
Surrogates									
Dibromofluoromethane (S)	96	%.	73-133		100		01/16/21 14:10	1868-53-7	D4
Toluene-d8 (S)	99	%.	73-130		100		01/16/21 14:10	2037-26-5	
4-Bromofluorobenzene (S)	100	%.	55-129		100		01/16/21 14:10	460-00-4	
Percent Moisture	Analytical Method: SM 2540G								
	Pace Analytical Services - Indianapolis								
Percent Moisture	**15.7**	%	0.10	0.10	1		01/18/21 07:04		N2

This report shall not be reproduced, except in full,
without the written consent of Pace Analytical Services, LLC.

Pace Analytical Services, LLC
7726 Moller Road
Indianapolis, IN 46268
(317)228-3100

ANALYTICAL RESULTS

Project: Former Amphenol Facility
Pace Project No.: 50277843

Sample: GP-73 SL (23.50-24.00) **Lab ID: 50277843035** Collected: 01/14/21 03:05 Received: 01/14/21 16:10 Matrix: Solid

Results reported on a "dry weight" basis and are adjusted for percent moisture, sample size and any dilutions.

Parameters	Results	Units	Report Limit	MDL	DF	Prepared	Analyzed	CAS No.	Qual
8260 MSV 5035A VOA	Analytical Method: EPA 8260								
	Pace Analytical Services - Indianapolis								
1,1-Dichloroethane	ND	mg/kg	0.50	0.037	100		01/18/21 10:58	75-34-3	
1,2-Dichloroethane	ND	mg/kg	0.50	0.040	100		01/18/21 10:58	107-06-2	
cis-1,2-Dichloroethene	ND	mg/kg	0.50	0.031	100		01/18/21 10:58	156-59-2	
trans-1,2-Dichloroethene	ND	mg/kg	0.50	0.023	100		01/18/21 10:58	156-60-5	
Methylene Chloride	ND	mg/kg	2.0	0.24	100		01/18/21 10:58	75-09-2	
Tetrachloroethene	**81.2**	mg/kg	5.0	0.30	1000		01/18/21 20:22	127-18-4	
1,1,1-Trichloroethane	**0.12J**	mg/kg	0.50	0.022	100		01/18/21 10:58	71-55-6	
Trichloroethene	**1.9**	mg/kg	0.50	0.020	100		01/18/21 10:58	79-01-6	
Vinyl chloride	ND	mg/kg	0.50	0.018	100		01/18/21 10:58	75-01-4	
Surrogates									
Dibromofluoromethane (S)	102	%.	73-133		100		01/18/21 10:58	1868-53-7	D4
Toluene-d8 (S)	95	%.	73-130		100		01/18/21 10:58	2037-26-5	
4-Bromofluorobenzene (S)	101	%.	55-129		100		01/18/21 10:58	460-00-4	
Percent Moisture	Analytical Method: SM 2540G								
	Pace Analytical Services - Indianapolis								
Percent Moisture	**9.3**	%	0.10	0.10	1		01/18/21 07:04		N2

This report shall not be reproduced, except in full,
without the written consent of Pace Analytical Services, LLC.

Pace Analytical Services, LLC
7726 Moller Road
Indianapolis, IN 46268
(317)228-3100

ANALYTICAL RESULTS

Project: Former Amphenol Facility
Pace Project No.: 50277843

Sample: GP-73 SL (24.50-25.00) **Lab ID: 50277843036** Collected: 01/14/21 03:15 Received: 01/14/21 16:10 Matrix: Solid

Results reported on a "dry weight" basis and are adjusted for percent moisture, sample size and any dilutions.

Parameters	Results	Units	Report Limit	MDL	DF	Prepared	Analyzed	CAS No.	Qual
8260 MSV 5035A VOA	Analytical Method: EPA 8260								
	Pace Analytical Services - Indianapolis								
1,1-Dichloroethane	**0.015**	mg/kg	0.0043	0.00032	1		01/16/21 10:30	75-34-3	R1
1,2-Dichloroethane	ND	mg/kg	0.0043	0.00035	1		01/16/21 10:30	107-06-2	
cis-1,2-Dichloroethene	ND	mg/kg	0.0043	0.00027	1		01/16/21 10:30	156-59-2	
trans-1,2-Dichloroethene	ND	mg/kg	0.0043	0.00020	1		01/16/21 10:30	156-60-5	
Methylene Chloride	ND	mg/kg	0.017	0.0021	1		01/16/21 10:30	75-09-2	R1
Tetrachloroethene	**0.11**	mg/kg	0.0043	0.00026	1		01/16/21 10:30	127-18-4	M1,R1
1,1,1-Trichloroethane	ND	mg/kg	0.0043	0.00019	1		01/16/21 10:30	71-55-6	
Trichloroethene	**0.0041J**	mg/kg	0.0043	0.00017	1		01/16/21 10:30	79-01-6	
Vinyl chloride	ND	mg/kg	0.0043	0.00016	1		01/16/21 10:30	75-01-4	R1
Surrogates									
Dibromofluoromethane (S)	105	%.	73-133		1		01/16/21 10:30	1868-53-7	
Toluene-d8 (S)	109	%.	73-130		1		01/16/21 10:30	2037-26-5	
4-Bromofluorobenzene (S)	77	%.	55-129		1		01/16/21 10:30	460-00-4	
Percent Moisture	Analytical Method: SM 2540G								
	Pace Analytical Services - Indianapolis								
Percent Moisture	**8.0**	%	0.10	0.10	1		01/18/21 07:04		N2

This report shall not be reproduced, except in full,
without the written consent of Pace Analytical Services, LLC.

Pace Analytical Services, LLC
7726 Moller Road
Indianapolis, IN 46268
(317)228-3100

ANALYTICAL RESULTS

Project: Former Amphenol Facility
Pace Project No.: 50277843

Sample: FD-4 SL **Lab ID: 50277843037** Collected: 01/13/21 08:00 Received: 01/14/21 16:10 Matrix: Solid

Results reported on a "dry weight" basis and are adjusted for percent moisture, sample size and any dilutions.

Parameters	Results	Units	Report Limit	MDL	DF	Prepared	Analyzed	CAS No.	Qual
8260 MSV 5035A VOA	Analytical Method: EPA 8260								
	Pace Analytical Services - Indianapolis								
1,1-Dichloroethane	ND	mg/kg	0.0053	0.00039	1		01/16/21 11:43	75-34-3	
1,2-Dichloroethane	ND	mg/kg	0.0053	0.00042	1		01/16/21 11:43	107-06-2	
cis-1,2-Dichloroethene	ND	mg/kg	0.0053	0.00033	1		01/16/21 11:43	156-59-2	
trans-1,2-Dichloroethene	ND	mg/kg	0.0053	0.00024	1		01/16/21 11:43	156-60-5	
Methylene Chloride	ND	mg/kg	0.021	0.0026	1		01/16/21 11:43	75-09-2	
Tetrachloroethene	**0.038**	mg/kg	0.0053	0.00032	1		01/16/21 11:43	127-18-4	
1,1,1-Trichloroethane	**0.0040J**	mg/kg	0.0053	0.00023	1		01/16/21 11:43	71-55-6	
Trichloroethene	**0.0011J**	mg/kg	0.0053	0.00021	1		01/16/21 11:43	79-01-6	
Vinyl chloride	ND	mg/kg	0.0053	0.00019	1		01/16/21 11:43	75-01-4	
Surrogates									
Dibromofluoromethane (S)	106	%.	73-133		1		01/16/21 11:43	1868-53-7	
Toluene-d8 (S)	103	%.	73-130		1		01/16/21 11:43	2037-26-5	
4-Bromofluorobenzene (S)	91	%.	55-129		1		01/16/21 11:43	460-00-4	
Percent Moisture	Analytical Method: SM 2540G								
	Pace Analytical Services - Indianapolis								
Percent Moisture	**15.9**	%	0.10	0.10	1		01/18/21 07:04		N2

This report shall not be reproduced, except in full,
without the written consent of Pace Analytical Services, LLC.

Pace Analytical Services, LLC
7726 Moller Road
Indianapolis, IN 46268
(317)228-3100

ANALYTICAL RESULTS

Project: Former Amphenol Facility
Pace Project No.: 50277843

Sample: FD-5 SL **Lab ID: 50277843038** Collected: 01/13/21 08:00 Received: 01/14/21 16:10 Matrix: Solid

Results reported on a "dry weight" basis and are adjusted for percent moisture, sample size and any dilutions.

Parameters	Results	Units	Report Limit	MDL	DF	Prepared	Analyzed	CAS No.	Qual
8260 MSV 5035A VOA	Analytical Method: EPA 8260								
	Pace Analytical Services - Indianapolis								
1,1-Dichloroethane	ND	mg/kg	0.64	0.047	100		01/18/21 11:22	75-34-3	
1,2-Dichloroethane	ND	mg/kg	0.64	0.051	100		01/18/21 11:22	107-06-2	
cis-1,2-Dichloroethene	ND	mg/kg	0.64	0.040	100		01/18/21 11:22	156-59-2	
trans-1,2-Dichloroethene	ND	mg/kg	0.64	0.029	100		01/18/21 11:22	156-60-5	
Methylene Chloride	ND	mg/kg	2.6	0.31	100		01/18/21 11:22	75-09-2	
Tetrachloroethene	**378**	mg/kg	6.4	0.38	1000		01/18/21 23:15	127-18-4	
1,1,1-Trichloroethane	**0.096J**	mg/kg	0.64	0.028	100		01/18/21 11:22	71-55-6	
Trichloroethene	**1.6**	mg/kg	0.64	0.026	100		01/18/21 11:22	79-01-6	
Vinyl chloride	ND	mg/kg	0.64	0.023	100		01/18/21 11:22	75-01-4	
Surrogates									
Dibromofluoromethane (S)	97	%.	73-133		100		01/18/21 11:22	1868-53-7	D4
Toluene-d8 (S)	94	%.	73-130		100		01/18/21 11:22	2037-26-5	
4-Bromofluorobenzene (S)	105	%.	55-129		100		01/18/21 11:22	460-00-4	
Percent Moisture	Analytical Method: SM 2540G								
	Pace Analytical Services - Indianapolis								
Percent Moisture	**15.2**	%	0.10	0.10	1		01/18/21 07:05		N2

This report shall not be reproduced, except in full,
without the written consent of Pace Analytical Services, LLC.

Pace Analytical Services, LLC
7726 Moller Road
Indianapolis, IN 46268
(317)228-3100

ANALYTICAL RESULTS

Project: Former Amphenol Facility
Pace Project No.: 50277843

Sample: FD-6 SL **Lab ID: 50277843039** Collected: 01/13/21 08:00 Received: 01/14/21 16:10 Matrix: Solid

Results reported on a "dry weight" basis and are adjusted for percent moisture, sample size and any dilutions.

Parameters	Results	Units	Report Limit	MDL	DF	Prepared	Analyzed	CAS No.	Qual
8260 MSV 5035A VOA	Analytical Method: EPA 8260								
	Pace Analytical Services - Indianapolis								
1,1-Dichloroethane	ND	mg/kg	0.56	0.041	100		01/18/21 11:47	75-34-3	
1,2-Dichloroethane	ND	mg/kg	0.56	0.045	100		01/18/21 11:47	107-06-2	
cis-1,2-Dichloroethene	ND	mg/kg	0.56	0.035	100		01/18/21 11:47	156-59-2	
trans-1,2-Dichloroethene	ND	mg/kg	0.56	0.026	100		01/18/21 11:47	156-60-5	
Methylene Chloride	ND	mg/kg	2.2	0.27	100		01/18/21 11:47	75-09-2	
Tetrachloroethene	**117**	mg/kg	5.6	0.33	1000		01/18/21 23:39	127-18-4	
1,1,1-Trichloroethane	**0.61**	mg/kg	0.56	0.025	100		01/18/21 11:47	71-55-6	
Trichloroethene	**3.5**	mg/kg	0.56	0.022	100		01/18/21 11:47	79-01-6	
Vinyl chloride	ND	mg/kg	0.56	0.020	100		01/18/21 11:47	75-01-4	
Surrogates									
Dibromofluoromethane (S)	96	%.	73-133		100		01/18/21 11:47	1868-53-7	D4
Toluene-d8 (S)	96	%.	73-130		100		01/18/21 11:47	2037-26-5	
4-Bromofluorobenzene (S)	97	%.	55-129		100		01/18/21 11:47	460-00-4	
Percent Moisture	Analytical Method: SM 2540G								
	Pace Analytical Services - Indianapolis								
Percent Moisture	**15.8**	%	0.10	0.10	1		01/18/21 07:05		N2

This report shall not be reproduced, except in full,
without the written consent of Pace Analytical Services, LLC.

Pace Analytical Services, LLC
7726 Moller Road
Indianapolis, IN 46268
(317)228-3100

ANALYTICAL RESULTS

Project: Former Amphenol Facility
Pace Project No.: 50277843

Sample: FD-7 SL **Lab ID: 50277843040** Collected: 01/14/21 08:00 Received: 01/14/21 16:10 Matrix: Solid

Results reported on a "dry weight" basis and are adjusted for percent moisture, sample size and any dilutions.

Parameters	Results	Units	Report Limit	MDL	DF	Prepared	Analyzed	CAS No.	Qual
8260 MSV 5035A VOA	Analytical Method: EPA 8260								
	Pace Analytical Services - Indianapolis								
1,1-Dichloroethane	ND	mg/kg	0.0055	0.00040	1		01/16/21 12:08	75-34-3	
1,2-Dichloroethane	ND	mg/kg	0.0055	0.00044	1		01/16/21 12:08	107-06-2	
cis-1,2-Dichloroethene	ND	mg/kg	0.0055	0.00034	1		01/16/21 12:08	156-59-2	
trans-1,2-Dichloroethene	ND	mg/kg	0.0055	0.00025	1		01/16/21 12:08	156-60-5	
Methylene Chloride	ND	mg/kg	0.022	0.0027	1		01/16/21 12:08	75-09-2	
Tetrachloroethene	**33.6**	mg/kg	5.3	0.32	1000		01/19/21 00:29	127-18-4	
1,1,1-Trichloroethane	**0.0065**	mg/kg	0.0055	0.00024	1		01/16/21 12:08	71-55-6	
Trichloroethene	**0.055**	mg/kg	0.0055	0.00022	1		01/16/21 12:08	79-01-6	
Vinyl chloride	ND	mg/kg	0.0055	0.00020	1		01/16/21 12:08	75-01-4	
Surrogates									
Dibromofluoromethane (S)	104	%.	73-133		1		01/16/21 12:08	1868-53-7	
Toluene-d8 (S)	102	%.	73-130		1		01/16/21 12:08	2037-26-5	
4-Bromofluorobenzene (S)	96	%.	55-129		1		01/16/21 12:08	460-00-4	
Percent Moisture	Analytical Method: SM 2540G								
	Pace Analytical Services - Indianapolis								
Percent Moisture	**14.8**	%	0.10	0.10	1		01/18/21 07:05		N2

This report shall not be reproduced, except in full,
without the written consent of Pace Analytical Services, LLC.

Pace Analytical Services, LLC
7726 Moller Road
Indianapolis, IN 46268
(317)228-3100

ANALYTICAL RESULTS

Project: Former Amphenol Facility
Pace Project No.: 50277843

Sample: EB-2 WT **Lab ID: 50277843041** Collected: 01/14/21 03:25 Received: 01/14/21 16:10 Matrix: Water

Parameters	Results	Units	Report Limit	MDL	DF	Prepared	Analyzed	CAS No.	Qual
8260/5030 MSV	Analytical Method: EPA 8260								
	Pace Analytical Services - Indianapolis								
1,1-Dichloroethane	ND	ug/L	5.0	0.34	1		01/18/21 14:57	75-34-3	
1,2-Dichloroethane	ND	ug/L	5.0	0.27	1		01/18/21 14:57	107-06-2	
cis-1,2-Dichloroethene	ND	ug/L	5.0	0.36	1		01/18/21 14:57	156-59-2	
trans-1,2-Dichloroethene	ND	ug/L	5.0	0.37	1		01/18/21 14:57	156-60-5	
Methylene Chloride	ND	ug/L	5.0	0.79	1		01/18/21 14:57	75-09-2	
Tetrachloroethene	ND	ug/L	5.0	0.24	1		01/18/21 14:57	127-18-4	
1,1,1-Trichloroethane	ND	ug/L	5.0	0.22	1		01/18/21 14:57	71-55-6	
Trichloroethene	ND	ug/L	5.0	0.34	1		01/18/21 14:57	79-01-6	
Vinyl chloride	ND	ug/L	2.0	0.45	1		01/18/21 14:57	75-01-4	
Surrogates									
Dibromofluoromethane (S)	102	%.	75-120		1		01/18/21 14:57	1868-53-7	
4-Bromofluorobenzene (S)	101	%.	85-116		1		01/18/21 14:57	460-00-4	
Toluene-d8 (S)	100	%.	83-111		1		01/18/21 14:57	2037-26-5	

This report shall not be reproduced, except in full,
without the written consent of Pace Analytical Services, LLC.

Pace Analytical Services, LLC
7726 Moller Road
Indianapolis, IN 46268
(317)228-3100

ANALYTICAL RESULTS

Project: Former Amphenol Facility
Pace Project No.: 50277843

Sample: TB-2 WT **Lab ID: 50277843043** Collected: 01/14/21 08:00 Received: 01/14/21 16:10 Matrix: Water

Parameters	Results	Units	Report Limit	MDL	DF	Prepared	Analyzed	CAS No.	Qual
8260/5030 MSV unpreserved	Analytical Method: EPA 8260								
	Pace Analytical Services - Indianapolis								
1,1-Dichloroethane	ND	ug/L	5.0	0.34	1		01/18/21 15:27	75-34-3	
1,2-Dichloroethane	ND	ug/L	5.0	0.27	1		01/18/21 15:27	107-06-2	
cis-1,2-Dichloroethene	ND	ug/L	5.0	0.36	1		01/18/21 15:27	156-59-2	
trans-1,2-Dichloroethene	ND	ug/L	5.0	0.37	1		01/18/21 15:27	156-60-5	
Methylene Chloride	**0.84J**	ug/L	5.0	0.79	1		01/18/21 15:27	75-09-2	
Tetrachloroethene	ND	ug/L	5.0	0.24	1		01/18/21 15:27	127-18-4	
1,1,1-Trichloroethane	ND	ug/L	5.0	0.22	1		01/18/21 15:27	71-55-6	
Trichloroethene	ND	ug/L	5.0	0.34	1		01/18/21 15:27	79-01-6	
Vinyl chloride	ND	ug/L	2.0	0.45	1		01/18/21 15:27	75-01-4	
Surrogates									
Dibromofluoromethane (S)	102	%.	75-120		1		01/18/21 15:27	1868-53-7	
4-Bromofluorobenzene (S)	100	%.	85-116		1		01/18/21 15:27	460-00-4	
Toluene-d8 (S)	99	%.	83-111		1		01/18/21 15:27	2037-26-5	

This report shall not be reproduced, except in full,
without the written consent of Pace Analytical Services, LLC.

Pace Analytical Services, LLC
7726 Moller Road
Indianapolis, IN 46268
(317)228-3100

QUALITY CONTROL DATA

Project: Former Amphenol Facility
Pace Project No.: 50277843

QC Batch: 602732
QC Batch Method: EPA 8260
Analysis Method: EPA 8260
Analysis Description: 8260 MSV
Laboratory: Pace Analytical Services - Indianapolis
Associated Lab Samples: 50277843041

METHOD BLANK: 2779452 Matrix: Water
Associated Lab Samples: 50277843041, 50277843043

Parameter	Units	Blank Result	Reporting Limit	MDL	Analyzed	Qualifiers
1,1,1-Trichloroethane	ug/L	ND	5.0	0.22	01/18/21 13:30	
1,1-Dichloroethane	ug/L	ND	5.0	0.34	01/18/21 13:30	
1,2-Dichloroethane	ug/L	ND	5.0	0.27	01/18/21 13:30	
cis-1,2-Dichloroethene	ug/L	ND	5.0	0.36	01/18/21 13:30	
Methylene Chloride	ug/L	ND	5.0	0.79	01/18/21 13:30	
Tetrachloroethene	ug/L	ND	5.0	0.24	01/18/21 13:30	
trans-1,2-Dichloroethene	ug/L	ND	5.0	0.37	01/18/21 13:30	
Trichloroethene	ug/L	ND	5.0	0.34	01/18/21 13:30	
Vinyl chloride	ug/L	ND	2.0	0.45	01/18/21 13:30	
4-Bromofluorobenzene (S)	%.	100	85-116		01/18/21 13:30	
Dibromofluoromethane (S)	%.	102	75-120		01/18/21 13:30	
Toluene-d8 (S)	%.	100	83-111		01/18/21 13:30	

LABORATORY CONTROL SAMPLE: 2779453

Parameter	Units	Spike Conc.	LCS Result	LCS % Rec	% Rec Limits	Qualifiers
1,1,1-Trichloroethane	ug/L	50	57.2	114	78-130	
1,1-Dichloroethane	ug/L	50	56.4	113	77-123	
1,2-Dichloroethane	ug/L	50	53.1	106	66-127	
cis-1,2-Dichloroethene	ug/L	50	54.2	108	76-120	
Methylene Chloride	ug/L	50	53.6	107	68-126	
Tetrachloroethene	ug/L	50	54.5	109	70-123	
trans-1,2-Dichloroethene	ug/L	50	55.9	112	79-126	
Trichloroethene	ug/L	50	54.4	109	78-120	
Vinyl chloride	ug/L	50	44.7	89	55-122	
4-Bromofluorobenzene (S)	%.			101	85-116	
Dibromofluoromethane (S)	%.			99	75-120	
Toluene-d8 (S)	%.			100	83-111	

MATRIX SPIKE SAMPLE: 2779454

Parameter	Units	50277882001 Result	Spike Conc.	MS Result	MS % Rec	% Rec Limits	Qualifiers
1,1,1-Trichloroethane	ug/L	ND	50	65.1	130	56-144	
1,1-Dichloroethane	ug/L	ND	50	61.6	123	53-140	
1,2-Dichloroethane	ug/L	ND	50	58.3	117	46-145	
cis-1,2-Dichloroethene	ug/L	ND	50	61.0	120	53-134	
Methylene Chloride	ug/L	ND	50	56.3	113	46-138	

Results presented on this page are in the units indicated by the "Units" column except where an alternate unit is presented to the right of the result.

REPORT OF LABORATORY ANALYSIS

This report shall not be reproduced, except in full,
without the written consent of Pace Analytical Services, LLC.

Pace Analytical Services, LLC
7726 Moller Road
Indianapolis, IN 46268
(317)228-3100

QUALITY CONTROL DATA

Project: Former Amphenol Facility
Pace Project No.: 50277843

MATRIX SPIKE SAMPLE: 2779454

Parameter	Units	50277882001 Result	Spike Conc.	MS Result	MS % Rec	% Rec Limits	Qualifiers
Tetrachloroethene	ug/L	ND	50	58.3	117	32-140	
trans-1,2-Dichloroethene	ug/L	ND	50	61.6	123	57-138	
Trichloroethene	ug/L	ND	50	61.2	121	47-137	
Vinyl chloride	ug/L	3.2	50	52.7	99	36-136	
4-Bromofluorobenzene (S)	%.				102	85-116	
Dibromofluoromethane (S)	%.				103	75-120	
Toluene-d8 (S)	%.				101	83-111	

SAMPLE DUPLICATE: 2779455

Parameter	Units	50277882002 Result	Dup Result	RPD	Max RPD	Qualifiers
1,1,1-Trichloroethane	ug/L	ND	ND		20	
1,1-Dichloroethane	ug/L	ND	ND		20	
1,2-Dichloroethane	ug/L	ND	ND		20	
cis-1,2-Dichloroethene	ug/L	ND	ND		20	
Methylene Chloride	ug/L	ND	ND		20	
Tetrachloroethene	ug/L	ND	ND		20	
trans-1,2-Dichloroethene	ug/L	ND	ND		20	
Trichloroethene	ug/L	ND	ND		20	
Vinyl chloride	ug/L	ND	ND		20	
4-Bromofluorobenzene (S)	%.	100	101			
Dibromofluoromethane (S)	%.	103	102			
Toluene-d8 (S)	%.	99	100			

Results presented on this page are in the units indicated by the "Units" column except where an alternate unit is presented to the right of the result.

This report shall not be reproduced, except in full,
without the written consent of Pace Analytical Services, LLC.

Pace Analytical Services, LLC
7726 Moller Road
Indianapolis, IN 46268
(317)228-3100

QUALITY CONTROL DATA

Project: Former Amphenol Facility
Pace Project No.: 50277843

QC Batch: 602665
QC Batch Method: EPA 8260
Analysis Method: EPA 8260
Analysis Description: 8260 MSV 5035A Volatile Organics
Laboratory: Pace Analytical Services - Indianapolis

Associated Lab Samples: 50277843001, 50277843002, 50277843003, 50277843004, 50277843005, 50277843007, 50277843008, 50277843009, 50277843010, 50277843012, 50277843013, 50277843015, 50277843018, 50277843019, 50277843020, 50277843021, 50277843022

METHOD BLANK: 2779231
Matrix: Solid

Associated Lab Samples: 50277843001, 50277843002, 50277843003, 50277843004, 50277843005, 50277843007, 50277843008, 50277843009, 50277843010, 50277843012, 50277843013, 50277843015, 50277843018, 50277843019, 50277843020, 50277843021, 50277843022

Parameter	Units	Blank Result	Reporting Limit	MDL	Analyzed	Qualifiers
1,1,1-Trichloroethane	mg/kg	ND	0.0050	0.00022	01/15/21 17:21	
1,1-Dichloroethane	mg/kg	ND	0.0050	0.00037	01/15/21 17:21	
1,2-Dichloroethane	mg/kg	ND	0.0050	0.00040	01/15/21 17:21	
cis-1,2-Dichloroethene	mg/kg	ND	0.0050	0.00031	01/15/21 17:21	
Methylene Chloride	mg/kg	ND	0.020	0.0024	01/15/21 17:21	
Tetrachloroethene	mg/kg	ND	0.0050	0.00030	01/15/21 17:21	
trans-1,2-Dichloroethene	mg/kg	ND	0.0050	0.00023	01/15/21 17:21	
Trichloroethene	mg/kg	ND	0.0050	0.00020	01/15/21 17:21	
Vinyl chloride	mg/kg	ND	0.0050	0.00018	01/15/21 17:21	
4-Bromofluorobenzene (S)	%.	100	55-129		01/15/21 17:21	
Dibromofluoromethane (S)	%.	103	73-133		01/15/21 17:21	
Toluene-d8 (S)	%.	100	73-130		01/15/21 17:21	

LABORATORY CONTROL SAMPLE: 2779232

Parameter	Units	Spike Conc.	LCS Result	LCS % Rec	% Rec Limits	Qualifiers
1,1,1-Trichloroethane	mg/kg	0.05	0.042	85	72-132	
1,1-Dichloroethane	mg/kg	0.05	0.043	85	73-122	
1,2-Dichloroethane	mg/kg	0.05	0.043	87	67-129	
cis-1,2-Dichloroethene	mg/kg	0.05	0.041	82	73-117	
Methylene Chloride	mg/kg	0.05	0.046	92	62-137	
Tetrachloroethene	mg/kg	0.05	0.041	82	59-119	
trans-1,2-Dichloroethene	mg/kg	0.05	0.040	80	71-125	
Trichloroethene	mg/kg	0.05	0.042	83	68-118	
Vinyl chloride	mg/kg	0.05	0.042	84	49-125	
4-Bromofluorobenzene (S)	%.			109	55-129	
Dibromofluoromethane (S)	%.			103	73-133	
Toluene-d8 (S)	%.			100	73-130	

MATRIX SPIKE & MATRIX SPIKE DUPLICATE: 2779233 2779234

Parameter	Units	50277843004 Result	MS Spike Conc.	MSD Spike Conc.	MS Result	MSD Result	MS % Rec	MSD % Rec	% Rec Limits	RPD	Max RPD	Qual
1,1,1-Trichloroethane	mg/kg	0.00053J	0.064	0.051	0.077	0.057	120	108	48-141	31	20	R1

Results presented on this page are in the units indicated by the "Units" column except where an alternate unit is presented to the right of the result.

REPORT OF LABORATORY ANALYSIS

This report shall not be reproduced, except in full,
without the written consent of Pace Analytical Services, LLC.

Pace Analytical Services, LLC
7726 Moller Road
Indianapolis, IN 46268
(317)228-3100

QUALITY CONTROL DATA

Project: Former Amphenol Facility
Pace Project No.: 50277843

MATRIX SPIKE & MATRIX SPIKE DUPLICATE: 2779233 2779234

Parameter	Units	50277843004 Result	MS Spike Conc.	MSD Spike Conc.	MS Result	MSD Result	MS % Rec	MSD % Rec	% Rec Limits	RPD	Max RPD	Qual
1,1-Dichloroethane	mg/kg	0.0011J	0.064	0.051	0.073	0.053	114	100	22-160	33	20	R1
1,2-Dichloroethane	mg/kg	ND	0.064	0.051	0.070	0.051	110	100	35-142	31	20	R1
cis-1,2-Dichloroethene	mg/kg	ND	0.064	0.051	0.067	0.048	105	93	30-143	33	20	R1
Methylene Chloride	mg/kg	ND	0.064	0.051	0.054	0.049	85	94	24-158	10	20	
Tetrachloroethene	mg/kg	ND	0.064	0.051	0.070	0.048	110	93	10-173	37	20	R1
trans-1,2-Dichloroethene	mg/kg	ND	0.064	0.051	0.067	0.048	105	93	28-156	33	20	R1
Trichloroethene	mg/kg	ND	0.064	0.051	0.064	0.044	101	86	12-153	37	20	R1
Vinyl chloride	mg/kg	ND	0.064	0.051	0.052	0.048	82	92	21-155	10	20	
4-Bromofluorobenzene (S)	%.						91	87	55-129			
Dibromofluoromethane (S)	%.						107	106	73-133			
Toluene-d8 (S)	%.						112	114	73-130			

Results presented on this page are in the units indicated by the "Units" column except where an alternate unit is presented to the right of the result.

This report shall not be reproduced, except in full,
without the written consent of Pace Analytical Services, LLC.

Pace Analytical Services, LLC
7726 Moller Road
Indianapolis, IN 46268
(317)228-3100

QUALITY CONTROL DATA

Project: Former Amphenol Facility
Pace Project No.: 50277843

QC Batch: 602666
QC Batch Method: EPA 8260
Analysis Method: EPA 8260
Analysis Description: 8260 MSV 5035A Volatile Organics
Laboratory: Pace Analytical Services - Indianapolis
Associated Lab Samples: 50277843006, 50277843011, 50277843014

METHOD BLANK: 2779235
Matrix: Solid
Associated Lab Samples: 50277843006, 50277843011, 50277843014

Parameter	Units	Blank Result	Reporting Limit	MDL	Analyzed	Qualifiers
1,1,1-Trichloroethane	mg/kg	ND	0.0050	0.00022	01/15/21 18:10	
1,1-Dichloroethane	mg/kg	ND	0.0050	0.00037	01/15/21 18:10	
1,2-Dichloroethane	mg/kg	ND	0.0050	0.00040	01/15/21 18:10	
cis-1,2-Dichloroethene	mg/kg	ND	0.0050	0.00031	01/15/21 18:10	
Methylene Chloride	mg/kg	ND	0.020	0.0024	01/15/21 18:10	
Tetrachloroethene	mg/kg	ND	0.0050	0.00030	01/15/21 18:10	
trans-1,2-Dichloroethene	mg/kg	ND	0.0050	0.00023	01/15/21 18:10	
Trichloroethene	mg/kg	ND	0.0050	0.00020	01/15/21 18:10	
Vinyl chloride	mg/kg	ND	0.0050	0.00018	01/15/21 18:10	
4-Bromofluorobenzene (S)	%.	101	55-129		01/15/21 18:10	
Dibromofluoromethane (S)	%.	103	73-133		01/15/21 18:10	
Toluene-d8 (S)	%.	101	73-130		01/15/21 18:10	

LABORATORY CONTROL SAMPLE: 2779236

Parameter	Units	Spike Conc.	LCS Result	LCS % Rec	% Rec Limits	Qualifiers
1,1,1-Trichloroethane	mg/kg	0.05	0.053	106	72-132	
1,1-Dichloroethane	mg/kg	0.05	0.052	105	73-122	
1,2-Dichloroethane	mg/kg	0.05	0.051	103	67-129	
cis-1,2-Dichloroethene	mg/kg	0.05	0.051	102	73-117	
Methylene Chloride	mg/kg	0.05	0.048	96	62-137	
Tetrachloroethene	mg/kg	0.05	0.052	103	59-119	
trans-1,2-Dichloroethene	mg/kg	0.05	0.050	101	71-125	
Trichloroethene	mg/kg	0.05	0.053	105	68-118	
Vinyl chloride	mg/kg	0.05	0.048	97	49-125	
4-Bromofluorobenzene (S)	%.			103	55-129	
Dibromofluoromethane (S)	%.			109	73-133	
Toluene-d8 (S)	%.			100	73-130	

Results presented on this page are in the units indicated by the "Units" column except where an alternate unit is presented to the right of the result.

This report shall not be reproduced, except in full,
without the written consent of Pace Analytical Services, LLC.

Pace Analytical Services, LLC
7726 Moller Road
Indianapolis, IN 46268
(317)228-3100

QUALITY CONTROL DATA

Project: Former Amphenol Facility
Pace Project No.: 50277843

QC Batch: 602667
QC Batch Method: EPA 8260
Analysis Method: EPA 8260
Analysis Description: 8260 MSV 5035A Volatile Organics
Laboratory: Pace Analytical Services - Indianapolis

Associated Lab Samples: 50277843016, 50277843023, 50277843024, 50277843025, 50277843026, 50277843027, 50277843028, 50277843029, 50277843030, 50277843031, 50277843032, 50277843033, 50277843034, 50277843036, 50277843037, 50277843040

METHOD BLANK: 2779237 Matrix: Solid

Associated Lab Samples: 50277843016, 50277843023, 50277843024, 50277843025, 50277843026, 50277843027, 50277843028, 50277843029, 50277843030, 50277843031, 50277843032, 50277843033, 50277843034, 50277843036, 50277843037, 50277843040

Parameter	Units	Blank Result	Reporting Limit	MDL	Analyzed	Qualifiers
1,1,1-Trichloroethane	mg/kg	ND	0.0050	0.00022	01/16/21 05:11	
1,1-Dichloroethane	mg/kg	ND	0.0050	0.00037	01/16/21 05:11	
1,2-Dichloroethane	mg/kg	ND	0.0050	0.00040	01/16/21 05:11	
cis-1,2-Dichloroethene	mg/kg	ND	0.0050	0.00031	01/16/21 05:11	
Methylene Chloride	mg/kg	ND	0.020	0.0024	01/16/21 05:11	
Tetrachloroethene	mg/kg	ND	0.0050	0.00030	01/16/21 05:11	
trans-1,2-Dichloroethene	mg/kg	ND	0.0050	0.00023	01/16/21 05:11	
Trichloroethene	mg/kg	ND	0.0050	0.00020	01/16/21 05:11	
Vinyl chloride	mg/kg	ND	0.0050	0.00018	01/16/21 05:11	
4-Bromofluorobenzene (S)	%.	97	55-129		01/16/21 05:11	
Dibromofluoromethane (S)	%.	105	73-133		01/16/21 05:11	
Toluene-d8 (S)	%.	98	73-130		01/16/21 05:11	

LABORATORY CONTROL SAMPLE: 2779238

Parameter	Units	Spike Conc.	LCS Result	LCS % Rec	% Rec Limits	Qualifiers
1,1,1-Trichloroethane	mg/kg	0.05	0.050	100	72-132	
1,1-Dichloroethane	mg/kg	0.05	0.052	104	73-122	
1,2-Dichloroethane	mg/kg	0.05	0.050	101	67-129	
cis-1,2-Dichloroethene	mg/kg	0.05	0.048	96	73-117	
Methylene Chloride	mg/kg	0.05	0.044	88	62-137	
Tetrachloroethene	mg/kg	0.05	0.043	87	59-119	
trans-1,2-Dichloroethene	mg/kg	0.05	0.046	91	71-125	
Trichloroethene	mg/kg	0.05	0.047	94	68-118	
Vinyl chloride	mg/kg	0.05	0.037	74	49-125	
4-Bromofluorobenzene (S)	%.			101	55-129	
Dibromofluoromethane (S)	%.			104	73-133	
Toluene-d8 (S)	%.			98	73-130	

MATRIX SPIKE & MATRIX SPIKE DUPLICATE: 2779239 2779240

Parameter	Units	50277843016 Result	MS Spike Conc.	MSD Spike Conc.	MS Result	MSD Result	MS % Rec	MSD % Rec	% Rec Limits	RPD	Max RPD	Qual
1,1,1-Trichloroethane	mg/kg	0.0033J	0.058	0.054	0.070	0.062	115	109	48-141	12	20	

Results presented on this page are in the units indicated by the "Units" column except where an alternate unit is presented to the right of the result.

REPORT OF LABORATORY ANALYSIS

This report shall not be reproduced, except in full,
without the written consent of Pace Analytical Services, LLC.

Pace Analytical Services, LLC
7726 Moller Road
Indianapolis, IN 46268
(317)228-3100

QUALITY CONTROL DATA

Project: Former Amphenol Facility
Pace Project No.: 50277843

MATRIX SPIKE & MATRIX SPIKE DUPLICATE: 2779239 2779240

Parameter	Units	50277843016 Result	MS Spike Conc.	MSD Spike Conc.	MS Result	MSD Result	MS % Rec	MSD % Rec	% Rec Limits	RPD	Max RPD	Qual
1,1-Dichloroethane	mg/kg	ND	0.058	0.054	0.066	0.059	114	108	22-160	11	20	
1,2-Dichloroethane	mg/kg	ND	0.058	0.054	0.062	0.055	108	102	35-142	12	20	
cis-1,2-Dichloroethene	mg/kg	ND	0.058	0.054	0.060	0.053	103	97	30-143	12	20	
Methylene Chloride	mg/kg	ND	0.058	0.054	0.067	0.055	116	102	24-158	19	20	
Tetrachloroethene	mg/kg	0.097	0.058	0.054	0.16	0.15	107	92	10-173	8	20	
trans-1,2-Dichloroethene	mg/kg	ND	0.058	0.054	0.057	0.050	99	92	28-156	13	20	
Trichloroethene	mg/kg	0.0012J	0.058	0.054	0.053	0.047	89	84	12-153	12	20	
Vinyl chloride	mg/kg	ND	0.058	0.054	0.069	0.056	120	104	21-155	21	20	R1
4-Bromofluorobenzene (S)	%.						100	97	55-129			
Dibromofluoromethane (S)	%.						104	107	73-133			
Toluene-d8 (S)	%.						104	103	73-130			

MATRIX SPIKE & MATRIX SPIKE DUPLICATE: 2779241 2779242

Parameter	Units	50277843036 Result	MS Spike Conc.	MSD Spike Conc.	MS Result	MSD Result	MS % Rec	MSD % Rec	% Rec Limits	RPD	Max RPD	Qual
1,1,1-Trichloroethane	mg/kg	ND	0.046	0.047	0.046	0.044	102	93	48-141	6	20	
1,1-Dichloroethane	mg/kg	0.015	0.046	0.047	0.069	0.053	119	80	22-160	27	20	R1
1,2-Dichloroethane	mg/kg	ND	0.046	0.047	0.042	0.038	92	82	35-142	9	20	
cis-1,2-Dichloroethene	mg/kg	ND	0.046	0.047	0.040	0.037	88	79	30-143	7	20	
Methylene Chloride	mg/kg	ND	0.046	0.047	0.038	0.048	83	102	24-158	23	20	R1
Tetrachloroethene	mg/kg	0.11	0.046	0.047	0.13	0.32	34	443	10-173	86	20	M1,R1
trans-1,2-Dichloroethene	mg/kg	ND	0.046	0.047	0.039	0.036	86	77	28-156	8	20	
Trichloroethene	mg/kg	0.0041J	0.046	0.047	0.039	0.040	76	77	12-153	3	20	
Vinyl chloride	mg/kg	ND	0.046	0.047	0.040	0.050	87	107	21-155	22	20	R1
4-Bromofluorobenzene (S)	%.						92	85	55-129			
Dibromofluoromethane (S)	%.						102	101	73-133			
Toluene-d8 (S)	%.						108	114	73-130			

Results presented on this page are in the units indicated by the "Units" column except where an alternate unit is presented to the right of the result.

This report shall not be reproduced, except in full,
without the written consent of Pace Analytical Services, LLC.

Pace Analytical Services, LLC
7726 Moller Road
Indianapolis, IN 46268
(317)228-3100

QUALITY CONTROL DATA

Project: Former Amphenol Facility
Pace Project No.: 50277843

QC Batch: 602708
QC Batch Method: EPA 8260
Analysis Method: EPA 8260
Analysis Description: 8260 MSV 5035A Volatile Organics
Laboratory: Pace Analytical Services - Indianapolis
Associated Lab Samples: 50277843017, 50277843035, 50277843038, 50277843039

METHOD BLANK: 2779366
Matrix: Solid
Associated Lab Samples: 50277843017, 50277843035, 50277843038, 50277843039

Parameter	Units	Blank Result	Reporting Limit	MDL	Analyzed	Qualifiers
1,1,1-Trichloroethane	mg/kg	ND	0.0050	0.00022	01/18/21 10:33	
1,1-Dichloroethane	mg/kg	ND	0.0050	0.00037	01/18/21 10:33	
1,2-Dichloroethane	mg/kg	ND	0.0050	0.00040	01/18/21 10:33	
cis-1,2-Dichloroethene	mg/kg	ND	0.0050	0.00031	01/18/21 10:33	
Methylene Chloride	mg/kg	ND	0.020	0.0024	01/18/21 10:33	
Tetrachloroethene	mg/kg	ND	0.0050	0.00030	01/18/21 10:33	
trans-1,2-Dichloroethene	mg/kg	ND	0.0050	0.00023	01/18/21 10:33	
Trichloroethene	mg/kg	ND	0.0050	0.00020	01/18/21 10:33	
Vinyl chloride	mg/kg	ND	0.0050	0.00018	01/18/21 10:33	
4-Bromofluorobenzene (S)	%.	95	55-129		01/18/21 10:33	
Dibromofluoromethane (S)	%.	105	73-133		01/18/21 10:33	
Toluene-d8 (S)	%.	97	73-130		01/18/21 10:33	

LABORATORY CONTROL SAMPLE: 2779367

Parameter	Units	Spike Conc.	LCS Result	LCS % Rec	% Rec Limits	Qualifiers
1,1,1-Trichloroethane	mg/kg	0.05	0.055	110	72-132	
1,1-Dichloroethane	mg/kg	0.05	0.054	108	73-122	
1,2-Dichloroethane	mg/kg	0.05	0.054	108	67-129	
cis-1,2-Dichloroethene	mg/kg	0.05	0.052	104	73-117	
Methylene Chloride	mg/kg	0.05	0.053	106	62-137	
Tetrachloroethene	mg/kg	0.05	0.052	104	59-119	
trans-1,2-Dichloroethene	mg/kg	0.05	0.052	105	71-125	
Trichloroethene	mg/kg	0.05	0.053	105	68-118	
Vinyl chloride	mg/kg	0.05	0.054	107	49-125	
4-Bromofluorobenzene (S)	%.			106	55-129	
Dibromofluoromethane (S)	%.			106	73-133	
Toluene-d8 (S)	%.			97	73-130	

Results presented on this page are in the units indicated by the "Units" column except where an alternate unit is presented to the right of the result.

This report shall not be reproduced, except in full,
without the written consent of Pace Analytical Services, LLC.

Pace Analytical Services, LLC
7726 Moller Road
Indianapolis, IN 46268
(317)228-3100

QUALITY CONTROL DATA

Project: Former Amphenol Facility
Pace Project No.: 50277843

QC Batch:	602551	Analysis Method:	SM 2540G
QC Batch Method:	SM 2540G	Analysis Description:	Dry Weight/Percent Moisture
		Laboratory:	Pace Analytical Services - Indianapolis

Associated Lab Samples: 50277843001, 50277843002, 50277843003, 50277843004, 50277843005, 50277843006, 50277843007, 50277843008, 50277843009, 50277843010, 50277843011, 50277843012

SAMPLE DUPLICATE: 2778583

Parameter	Units	50277843004 Result	Dup Result	RPD	Max RPD	Qualifiers
Percent Moisture	%	6.4	6.6	3	5	N2

Results presented on this page are in the units indicated by the "Units" column except where an alternate unit is presented to the right of the result.

This report shall not be reproduced, except in full,
without the written consent of Pace Analytical Services, LLC.

Pace Analytical Services, LLC
7726 Moller Road
Indianapolis, IN 46268
(317)228-3100

QUALITY CONTROL DATA

Project: Former Amphenol Facility
Pace Project No.: 50277843

QC Batch:	602552	Analysis Method:	SM 2540G
QC Batch Method:	SM 2540G	Analysis Description:	Dry Weight/Percent Moisture
		Laboratory:	Pace Analytical Services - Indianapolis

Associated Lab Samples: 50277843013, 50277843014, 50277843015, 50277843016, 50277843017, 50277843018, 50277843019, 50277843020, 50277843021, 50277843022, 50277843023, 50277843024, 50277843025, 50277843026, 50277843027, 50277843028, 50277843029, 50277843030, 50277843031, 50277843032

SAMPLE DUPLICATE: 2778584

Parameter	Units	50277843016 Result	Dup Result	RPD	Max RPD	Qualifiers
Percent Moisture	%	15.1	15.2	1	5	N2

Results presented on this page are in the units indicated by the "Units" column except where an alternate unit is presented to the right of the result.

This report shall not be reproduced, except in full,
without the written consent of Pace Analytical Services, LLC.

Pace Analytical Services, LLC
7726 Moller Road
Indianapolis, IN 46268
(317)228-3100

QUALITY CONTROL DATA

Project: Former Amphenol Facility
Pace Project No.: 50277843

QC Batch: 602642
QC Batch Method: SM 2540G
Analysis Method: SM 2540G
Analysis Description: Dry Weight/Percent Moisture
Laboratory: Pace Analytical Services - Indianapolis
Associated Lab Samples: 50277843033, 50277843034, 50277843035, 50277843036, 50277843037, 50277843038, 50277843039, 50277843040

SAMPLE DUPLICATE: 2779184

Parameter	Units	50277843036 Result	Dup Result	RPD	Max RPD	Qualifiers
Percent Moisture	%	8.0	9.0	12	5	N2,R1

SAMPLE DUPLICATE: 2779185

Parameter	Units	50277402002 Result	Dup Result	RPD	Max RPD	Qualifiers
Percent Moisture	%	18.9	18.7	1	5	N2

Results presented on this page are in the units indicated by the "Units" column except where an alternate unit is presented to the right of the result.

This report shall not be reproduced, except in full,
without the written consent of Pace Analytical Services, LLC.

Pace Analytical Services, LLC
7726 Moller Road
Indianapolis, IN 46268
(317)228-3100

QUALIFIERS

Project: Former Amphenol Facility
Pace Project No.: 50277843

DEFINITIONS

DF - Dilution Factor, if reported, represents the factor applied to the reported data due to dilution of the sample aliquot.

ND - Not Detected at or above adjusted reporting limit.

TNTC - Too Numerous To Count

J - Estimated concentration above the adjusted method detection limit and below the adjusted reporting limit.

MDL - Adjusted Method Detection Limit.

PQL - Practical Quantitation Limit.

RL - Reporting Limit - The lowest concentration value that meets project requirements for quantitative data with known precision and bias for a specific analyte in a specific matrix.

S - Surrogate

1,2-Diphenylhydrazine decomposes to and cannot be separated from Azobenzene using Method 8270. The result for each analyte is a combined concentration.

Consistent with EPA guidelines, unrounded data are displayed and have been used to calculate % recovery and RPD values.

LCS(D) - Laboratory Control Sample (Duplicate)

MS(D) - Matrix Spike (Duplicate)

DUP - Sample Duplicate

RPD - Relative Percent Difference

NC - Not Calculable.

SG - Silica Gel - Clean-Up

U - Indicates the compound was analyzed for, but not detected.

N-Nitrosodiphenylamine decomposes and cannot be separated from Diphenylamine using Method 8270. The result reported for each analyte is a combined concentration.

Pace Analytical is TNI accredited. Contact your Pace PM for the current list of accredited analytes.

TNI - The NELAC Institute.

ANALYTE QUALIFIERS

D4	Sample was diluted due to the presence of high levels of target analytes.
E	Analyte concentration exceeded the calibration range. The reported result is estimated.
M1	Matrix spike recovery exceeded QC limits. Batch accepted based on laboratory control sample (LCS) recovery.
N2	The lab does not hold NELAC/TNI accreditation for this parameter but other accreditations/certifications may apply. A complete list of accreditations/certifications is available upon request.
R1	RPD value was outside control limits.

This report shall not be reproduced, except in full,
without the written consent of Pace Analytical Services, LLC.

Pace Analytical Services, LLC
7726 Moller Road
Indianapolis, IN 46268
(317)228-3100

QUALITY CONTROL DATA CROSS REFERENCE TABLE

Project: Former Amphenol Facility
Pace Project No.: 50277843

Lab ID	Sample ID	QC Batch Method	QC Batch	Analytical Method	Analytical Batch
50277843041	**EB-2 WT**	EPA 8260	602732		
50277843043	**TB-2 WT**	EPA 8260	602732		
50277843001	**GP-65 SL (3.75-4.25)**	EPA 8260	602665		
50277843002	**GP-65 SL (14.50-15.00)**	EPA 8260	602665		
50277843003	**GP-65 SL (23.50-24.00)**	EPA 8260	602665		
50277843004	**GP-65 SL (24.00-24.50)**	EPA 8260	602665		
50277843005	**GP-66 SL (7.0-7.50)**	EPA 8260	602665		
50277843006	**GP-66 SL (24.00-24.50)**	EPA 8260	602666		
50277843007	**GP-66 SL (24.50-25.00)**	EPA 8260	602665		
50277843008	**GP-67 SL (14.75-15.25)**	EPA 8260	602665		
50277843009	**GP-67 SL (23.75-24.25)**	EPA 8260	602665		
50277843010	**GP-67 SL (22.5-23.00)**	EPA 8260	602665		
50277843011	**GP-67 SL (24.25-24.75)**	EPA 8260	602666		
50277843012	**GP-68 SL (14.50-15.00)**	EPA 8260	602665		
50277843013	**GP-68 SL (23.25-23.75)**	EPA 8260	602665		
50277843014	**GP-68 SL (23.75-24.25)**	EPA 8260	602666		
50277843015	**GP-68 SL (24.25-24.75)**	EPA 8260	602665		
50277843016	**GP-69 SL (17.75-18.25)**	EPA 8260	602667		
50277843017	**GP-69 SL (23.50-24.00)**	EPA 8260	602708		
50277843018	**GP-69 SL (24.00-24.50)**	EPA 8260	602665		
50277843019	**GP-69 SL (22.50-23.00)**	EPA 8260	602665		
50277843020	**GP-69 SL (25.00-25.50)**	EPA 8260	602665		
50277843021	**GP-70 SL (15.00-15.50)**	EPA 8260	602665		
50277843022	**GP-70 SL (23.50-24.00)**	EPA 8260	602665		
50277843023	**GP-70 SL (24.00-24.50)**	EPA 8260	602667		
50277843024	**GP-70 SL (24.50-25.00)**	EPA 8260	602667		
50277843025	**GP-71 SL (3.50-4.00)**	EPA 8260	602667		
50277843026	**GP-71 SL (23.00-23.50)**	EPA 8260	602667		
50277843027	**GP-71 SL (23.50-24.00)**	EPA 8260	602667		
50277843028	**GP-71 SL (24.00-24.50)**	EPA 8260	602667		
50277843029	**GP-72 SL (6.50-7.00)**	EPA 8260	602667		
50277843030	**GP-72 SL (23.00-23.50)**	EPA 8260	602667		
50277843031	**GP-72 SL (23.50-24.00)**	EPA 8260	602667		
50277843032	**GP-72 SL (24.00-24.50)**	EPA 8260	602667		
50277843033	**GP-73 SL (3.50-4.00)**	EPA 8260	602667		
50277843034	**GP-73 SL (23.00-23.50)**	EPA 8260	602667		
50277843035	**GP-73 SL (23.50-24.00)**	EPA 8260	602708		
50277843036	**GP-73 SL (24.50-25.00)**	EPA 8260	602667		
50277843037	**FD-4 SL**	EPA 8260	602667		
50277843038	**FD-5 SL**	EPA 8260	602708		
50277843039	**FD-6 SL**	EPA 8260	602708		

This report shall not be reproduced, except in full,
without the written consent of Pace Analytical Services, LLC.

Pace Analytical Services, LLC
7726 Moller Road
Indianapolis, IN 46268
(317)228-3100

QUALITY CONTROL DATA CROSS REFERENCE TABLE

Project: Former Amphenol Facility
Pace Project No.: 50277843

Lab ID	Sample ID	QC Batch Method	QC Batch	Analytical Method	Analytical Batch
50277843040	**FD-7 SL**	EPA 8260	602667		
50277843001	**GP-65 SL (3.75-4.25)**	SM 2540G	602551		
50277843002	**GP-65 SL (14.50-15.00)**	SM 2540G	602551		
50277843003	**GP-65 SL (23.50-24.00)**	SM 2540G	602551		
50277843004	**GP-65 SL (24.00-24.50)**	SM 2540G	602551		
50277843005	**GP-66 SL (7.0-7.50)**	SM 2540G	602551		
50277843006	**GP-66 SL (24.00-24.50)**	SM 2540G	602551		
50277843007	**GP-66 SL (24.50-25.00)**	SM 2540G	602551		
50277843008	**GP-67 SL (14.75-15.25)**	SM 2540G	602551		
50277843009	**GP-67 SL (23.75-24.25)**	SM 2540G	602551		
50277843010	**GP-67 SL (22.5-23.00)**	SM 2540G	602551		
50277843011	**GP-67 SL (24.25-24.75)**	SM 2540G	602551		
50277843012	**GP-68 SL (14.50-15.00)**	SM 2540G	602551		
50277843013	**GP-68 SL (23.25-23.75)**	SM 2540G	602552		
50277843014	**GP-68 SL (23.75-24.25)**	SM 2540G	602552		
50277843015	**GP-68 SL (24.25-24.75)**	SM 2540G	602552		
50277843016	**GP-69 SL (17.75-18.25)**	SM 2540G	602552		
50277843017	**GP-69 SL (23.50-24.00)**	SM 2540G	602552		
50277843018	**GP-69 SL (24.00-24.50)**	SM 2540G	602552		
50277843019	**GP-69 SL (22.50-23.00)**	SM 2540G	602552		
50277843020	**GP-69 SL (25.00-25.50)**	SM 2540G	602552		
50277843021	**GP-70 SL (15.00-15.50)**	SM 2540G	602552		
50277843022	**GP-70 SL (23.50-24.00)**	SM 2540G	602552		
50277843023	**GP-70 SL (24.00-24.50)**	SM 2540G	602552		
50277843024	**GP-70 SL (24.50-25.00)**	SM 2540G	602552		
50277843025	**GP-71 SL (3.50-4.00)**	SM 2540G	602552		
50277843026	**GP-71 SL (23.00-23.50)**	SM 2540G	602552		
50277843027	**GP-71 SL (23.50-24.00)**	SM 2540G	602552		
50277843028	**GP-71 SL (24.00-24.50)**	SM 2540G	602552		
50277843029	**GP-72 SL (6.50-7.00)**	SM 2540G	602552		
50277843030	**GP-72 SL (23.00-23.50)**	SM 2540G	602552		
50277843031	**GP-72 SL (23.50-24.00)**	SM 2540G	602552		
50277843032	**GP-72 SL (24.00-24.50)**	SM 2540G	602552		
50277843033	**GP-73 SL (3.50-4.00)**	SM 2540G	602642		
50277843034	**GP-73 SL (23.00-23.50)**	SM 2540G	602642		
50277843035	**GP-73 SL (23.50-24.00)**	SM 2540G	602642		
50277843036	**GP-73 SL (24.50-25.00)**	SM 2540G	602642		
50277843037	**FD-4 SL**	SM 2540G	602642		
50277843038	**FD-5 SL**	SM 2540G	602642		
50277843039	**FD-6 SL**	SM 2540G	602642		
50277843040	**FD-7 SL**	SM 2540G	602642		

This report shall not be reproduced, except in full,
without the written consent of Pace Analytical Services, LLC.

WO# : 50277843

50277843

Pace Analytical®

CHAIN-OF-CUSTODY Analytical Request Document

Chain-of-Custody is a LEGAL DOCUMENT - Complete all relevent fields

or List Pace Workorder Number or Here

r LAB USE ONLY

Company: Iwm consulting Group

Billing Information: SAME

Address: 7428 Rockville Road, Indpls, IN 46214

Report To: Brad Gentry

Email To: bgentry@iwmconsult.com

Copy To: cparks@iwmconsult.com

Site Collection Info/Address: 980 Hurricane Road

Customer Project Name/Number: Former Amphenol Facility

State: IN / County/City: Johnson / Franklin

Time Zone Collected: [ ] PT [ ] MT [ ] CT [✓] ET

Phone: 317-347-1111

Email:

Site/Facility ID #:

Compliance Monitoring? [ ] Yes [ ] No

Collected By (print): Luke Lohrstorfer

Purchase Order #:

Quote #:

DW PWS ID #:

DW Location Code:

Collected By (signature): Luke Lohrstorfer

Turnaround Date Required: 1-week TAT ; Level IV

Immediately Packed on Ice: [✓] Yes [ ] No

Sample Disposal: [ ] Dispose as appropriate [ ] Return [ ] Archive: _____ [ ] Hold: _____

Rush: [ ] Same Day [ ] Next Day [ ] 2 Day [ ] 3 Day [ ] 4 Day [ ] 5 Day (Expedite Charges Apply)

Field Filtered (if applicable): [ ] Yes [ ] No

Analysis: _____

* Matrix Codes (Insert in Matrix box below): Drinking Water (DW), Ground Water (GW), Wastewater (WW), Product (P), Soil/Solid (SL), Oil (OL), Wipe (WP), Air (AR), Tissue (TS), Bioassay (B), Vapor (V), Other (OT)

Container Preservative Type: 6/0 U

** Preservative Types: (1) nitric acid, (2) sulfuric acid, (3) hydrochloric acid, (4) sodium hydroxide, (5) zinc acetate, (6) methanol, (7) sodium bisulfate, (8) sodium thiosulfate, (9) hexane, (A) ascorbic acid, (B) ammonium sulfate, (C) ammonium hydroxide, (D) TSP, (U) Unpreserved, (O) Other _____

Lab Project Manager:

Analyses: VOCs 8260 Shortlist; % Moisture

Lab Profile/Line:

Lab Sample Receipt Checklist:

Custody Seals Present/Intact	Y N NA
Custody Signatures Present	Y N NA
Collector Signature Present	Y N NA
Bottles Intact	Y N NA
Correct Bottles	Y N NA
Sufficient Volume	Y N NA
Samples Received on Ice	Y N NA
VOA - Headspace Acceptable	Y N NA
USDA Regulated Soils	Y N NA
Samples in Holding Time	Y N NA
Residual Chlorine Present	Y N NA
Cl Strips: _____	
Sample pH Acceptable	Y N NA
pH Strips: _____	
Sulfide Present	Y N NA
Lead Acetate Strips: _____	

LAB USE ONLY: Lab Sample # / Comments: See SCVR

Customer Sample ID	Matrix *	Comp / Grab	Collected (or Composite Start) Date	Time	Composite End Date	Time	Res Cl	# of Ctns	VOCs 8260 Shortlist	% Moisture	Lab Sample # / Comments
GP-65 SL (3.75'-4.25')	SL	Grab	1/13/21	18:00				4	X	X	001
GP-65 SL (14.50'-15.00')	SL	Grab	1/13/21	18:10				4	X	X	002
GP-65 SL (23.50'-24.00')	SL	Grab	1/13/21	18:30				4	X	X	003
GP-65 SL (24.00'-24.50')	SL	Grab	1/13/21	18:35				12	X	X	004
GP-66 SL (7.0'-7.50')	SL	Grab	1/13/21	20:45				4	X	X	005
GP-66 SL (24.00'-24.50')	SL	Grab	1/13/21	21:05				4	X	X	006
GP-66 SL (24.50'-25.00')	SL	Grab	1/13/21	21:10				4	X	X	007
GP-67 SL (14.75'-15.25')	SL	Grab	1/13/21	21:45				4	X	X	008
GP-67 SL (23.75'-24.25')	SL	Grab	1/13/21	22:15				4	X	X	009
GP-67 SL (22.5'-23.00')	SL	Grab	1/13/21	22:00				4	X	X	010

Customer Remarks / Special Conditions / Possible Hazards:

Shortlist includes:
- 1,1-DCA
- 1,2-DCA
- cis-1,2-DCE
- trans-1,2-DCE
- methylene chloride
- PCE
- 1,1,1-TCA
- TCE
- vinyl chloride

Type of Ice Used: Wet Blue Dry None

Packing Material Used:

Radchem sample(s) screened (<500 cpm): Y N NA

SHORT HOLDS PRESENT (<72 hours): Y N N/A

Lab Tracking #: 2497410

Samples received via: FEDEX UPS Client Courier Pace Courier

Lab Sample Temperature Info:

Temp Blank Received: Y (N) NA

Therm ID#: 1

Cooler 1 Temp Upon Receipt: 2.8 oC

Cooler 1 Therm Corr. Factor: -0.5 oC

Cooler 1 Corrected Temp: 2.3 oC

Comments:

Relinquished by/Company: (Signature)	Date/Time:	Received by/Company: (Signature)	Date/Time:
Luke Lohrstorfer / IWM	1/14/21 16:10	[signature]	1/14/21 1610
Relinquished by/Company: (Signature)	Date/Time:	Received by/Company: (Signature)	Date/Time:
Relinquished by/Company: (Signature)	Date/Time:	Received by/Company: (Signature)	Date/Time:

MTJL LAB USE ONLY

Table #:

Acctnum:

Template:

Prelogin:

PM:

PB:

Trip Blank Received: Y N NA

HCL MeOH TSP Other

Non Conformance(s): YES / NO

Pace Analytical®

CHAIN-OF-CUSTODY Analytical Request Document

Chain-of-Custody is a LEGAL DOCUMENT - Complete all relevent fields

LAB USE ONLY- Affix Workorder/Login Label Here or List Pace Workorder Number or MTJL Log-in Number Here

ALL SHADED AREAS are for LAB USE ONLY

Company: IWM Consulting Group

Address: 7428 Rockville Road Indpls, IN 46214

Report To: Brad Gentry

Copy To: cparks@iwmconsult.com

Customer Project Name/Number: Former Amphenol Facility

Billing Information: SAME

Email To: bgentry@iwmconsult.com

Site Collection Info/Address: 980 Hurricane Road

State: IN County/City: Johnson/Franklin Time Zone Collected: [ ] PT [ ] MT [ ] CT [✓] ET

Phone: 317-347-1111
Email:

Site/Facility ID #:

Compliance Monitoring? [ ] Yes [ ] No

Collected By (print): Luke Lohrstorfer

Purchase Order #:
Quote #:

DW PWS ID #:
DW Location Code:

Collected By (signature): Luke Lohrstorfer

Turnaround Date Required: 1-week ; Level IV

Immediately Packed on Ice: [✓] Yes [ ] No

Sample Disposal:
[ ] Dispose as appropriate [ ] Return
[ ] Archive: _____
[ ] Hold: _____

Rush: [ ] Same Day [ ] Next Day [ ] 2 Day [ ] 3 Day [ ] 4 Day [ ] 5 Day (Expedite Charges Apply)

Field Filtered (if applicable): [ ] Yes [ ] No
Analysis: _____

Container Preservative Type **: 6/0 U

** Preservative Types: (1) nitric acid, (2) sulfuric acid, (3) hydrochloric acid, (4) sodium hydroxide, (5) zinc acetate, (6) methanol, (7) sodium bisulfate, (8) sodium thiosulfate, (9) hexane, (A) ascorbic acid, (B) ammonium sulfate, (C) ammonium hydroxide, (D) TSP, (U) Unprepserved, (O) Other _____

Lab Project Manager:

Analyses: VOCs 8260 Shortlist; % Moisture

Lab Profile/Line:

Lab Sample Receipt Checklist:

Custody Seals Present/Intact	Y N NA
Custody Signatures Present	Y N NA
Collector Signature Present	Y N NA
Bottles Intact	Y N NA
Correct Bottles	Y N NA
Sufficient Volume	Y N NA
Samples Received on Ice	Y N NA
VOA - Headspace Acceptable	Y N NA
USDA Regulated Soils	Y N NA
Samples in Holding Time	Y N NA
Residual Chlorine Present	Y N NA
Cl Strips: _____	
Sample pH Acceptable	Y N NA
pH Strips: _____	
Sulfide Present	Y N NA
Lead Acetate Strips: _____	

LAB USE ONLY:
Lab Sample # / Comments:
See SCVR

* Matrix Codes (Insert in Matrix box below): Drinking Water (DW), Ground Water (GW), Wastewater (WW), Product (P), Soil/Solid (SL), Oil (OL), Wipe (WP), Air (AR), Tissue (TS), Bioassay (B), Vapor (V), Other (OT)

Customer Sample ID	Matrix *	Comp / Grab	Collected (or Composite Start) Date	Collected (or Composite Start) Time	Composite End Date	Composite End Time	Res Cl	# of Ctns	VOCs 8260 Shortlist	% Moisture	Lab Sample # / Comments
GP-67 SL (24.25'-24.75')	SL	Grab	1/13/21	22:20				4	X	X	011
GP-68 SL (14.50-15.00')	SL	Grab	1/14/21	01:20				4	X	X	012
GP-68 SL (23.25'-23.75')	SL	Grab	1/14/21	01:35				4	X	X	013
GP-68 SL (23.75'-24.25')	SL	Grab	1/14/21	01:45				4	X	X	014
GP-68 SL (24.25'-24.75')	SL	Grab	1/14/21	01:55				4	X	X	015
GP-69 SL (17.75'-18.25')	SL	Grab	1/13/21	17:05				12	X	X	016
GP-69 SL (23.50'-24.00')	SL	Grab	1/13/21	17:20				4	X	X	017
GP-69 SL (24.00'-24.50')	SL	Grab	1/13/21	17:25				4	X	X	018
GP-69 SL (22.50'-23.00')	SL	Grab	1/13/21	17:10				4	X	X	019
GP-69 SL (25.00'-25.50')	SL	Grab	1/13/21	17:30				4	X	X	020

Customer Remarks / Special Conditions / Possible Hazards:
Shortlist includes:
- 1,1-DCA
- 1,2-DCA
- cis-1,2-DCE
- trans-1,2-DCE
- methylene chloride
- PCE
- 1,1,1-TCA
- TCE
- vinyl chloride

Type of Ice Used: Wet Blue Dry None

Packing Material Used:

Radchem sample(s) screened (<500 cpm): Y N NA

SHORT HOLDS PRESENT (<72 hours): Y N N/A

Lab Tracking #: 2497408

Samples received via: FEDEX UPS Client Courier Pace Courier

Lab Sample Temperature Info:
Temp Blank Received: Y (N) NA
Therm ID#: 1
Cooler 1 Temp Upon Receipt: 2.8 oC
Cooler 1 Therm Corr. Factor: -0.5 oC
Cooler 1 Corrected Temp: 2.3 oC
Comments:

Relinquished by/Company: (Signature)	Date/Time:	Received by/Company: (Signature)	Date/Time:
Luke Lohrstorfer /IWM	1/14/21 16:10	[signature]	1/14/21 16:10
Relinquished by/Company: (Signature)	Date/Time:	Received by/Company: (Signature)	Date/Time:
Relinquished by/Company: (Signature)	Date/Time:	Received by/Company: (Signature)	Date/Time:

MTJL LAB USE ONLY
Table #:
Acctnum:
Template:
Prelogin:
PM:
PB:

Trip Blank Received: Y N NA
HCL MeOH TSP Other

Non Conformance(s): YES / NO

Pace Analytical®

CHAIN-OF-CUSTODY Analytical Request Document

Chain-of-Custody is a LEGAL DOCUMENT - Complete all relevent fields

LAB USE ONLY- Affix Workorder/Login Label Here or List Pace Workorder Number or MTJL Log-in Number Here

ALL SHADED AREAS are for LAB USE ONLY

Company: IWM Consulting Group

Billing Information: SAME

Address: 7428 Rockville Road Indpls, IN 46214

Report To: Brad Gentry

Email To: bgentry@iwmconsult.com

Copy To: cparks@iwmconsult.com

Site Collection Info/Address: 980 Hurricane Road

Customer Project Name/Number: Former Amphenol Facility

State: IN / County/City: Johnson/Franklin / Time Zone Collected: [ ] PT [ ] MT [ ] CT [✓] ET

Phone: 317-347-1111
Email:

Site/Facility ID #:

Compliance Monitoring? [ ] Yes [ ] No

Collected By (print): Luke Lohrstorfer

Purchase Order #:
Quote #:

DW PWS ID #:
DW Location Code:

Collected By (signature): Luke Lohrstorfer

Turnaround Date Required: 1-week TAT ; Level IV QC

Immediately Packed on Ice: [✓] Yes [ ] No

Sample Disposal:
[ ] Dispose as appropriate [ ] Return
[ ] Archive: _____
[ ] Hold: _____

Rush: [ ] Same Day [ ] Next Day [ ] 2 Day [ ] 3 Day [ ] 4 Day [ ] 5 Day (Expedite Charges Apply)

Field Filtered (if applicable): [ ] Yes [ ] No
Analysis: _____

* Matrix Codes (Insert in Matrix box below): Drinking Water (DW), Ground Water (GW), Wastewater (WW), Product (P), Soil/Solid (SL), Oil (OL), Wipe (WP), Air (AR), Tissue (TS), Bioassay (B), Vapor (V), Other (OT)

Container Preservative Type **: 6/0 V

** Preservative Types: (1) nitric acid, (2) sulfuric acid, (3) hydrochloric acid, (4) sodium hydroxide, (5) zinc acetate, (6) methanol, (7) sodium bisulfate, (8) sodium thiosulfate, (9) hexane, (A) ascorbic acid, (B) ammonium sulfate, (C) ammonium hydroxide, (D) TSP, (U) Unpreserved, (O) Other _____

Lab Project Manager:

Lab Profile/Line:

Lab Sample Receipt Checklist:

Custody Seals Present/Intact	Y N NA
Custody Signatures Present	Y N NA
Collector Signature Present	Y N NA
Bottles Intact	Y N NA
Correct Bottles	Y N NA
Sufficient Volume	Y N NA
Samples Received on Ice	Y N NA
VOA - Headspace Acceptable	Y N NA
USDA Regulated Soils	Y N NA
Samples in Holding Time	Y N NA
Residual Chlorine Present	Y N NA
Cl Strips: _____	
Sample pH Acceptable	Y N NA
pH Strips: _____	
Sulfide Present	Y N NA
Lead Acetate Strips: _____	

LAB USE ONLY:
Lab Sample # / Comments:

Customer Sample ID	Matrix *	Comp / Grab	Collected (or Composite Start) Date	Collected (or Composite Start) Time	Composite End Date	Composite End Time	Res Cl	# of Ctns	VOCs 8260 Shortlist	% Moisture	Lab Sample # / Comments
GP-70 SL (15.00'-15.50')	SL	Grab	1/13/21	19:30				4	X	X	021
GP-70 SL (23.50'-24.00')	SL	Grab	1/13/21	19:55				4	X	X	022
GP-70 SL (24.00'-24.50')	SL	Grab	1/13/21	20:00				4	X	X	023
GP-70 SL (24.50'-25.00')	SL	Grab	1/13/21	19:50				4	X	X	024
GP-71 SL (3.50'-4.00')	SL	Grab	1/14/21	00:30				4	X	X	025
GP-71 SL (23.00'-23.50')	SL	Grab	1/14/21	00:50				4	X	X	026
GP-71 SL (23.50'-24.00')	SL	Grab	1/14/21	00:55				4	X	X	027
GP-71 SL (24.00-24.50')	SL	Grab	1/14/21	01:00				4	X	X	028
GP-72 SL (6.50'-7.00')	SL	Grab	1/13/21	23:40				4	X	X	029
GP-72 SL (23.00'-23.50')	SL	Grab	1/14/21	00:00				4	X	X	030

See SCVR

Customer Remarks / Special Conditions / Possible Hazards:
Shortlist includes:
- 1,1-DCA
- 1,2-DCA
- cis-1,2-DCE
- trans-1,2-DCE
- methylene chloride
- PCE
- 1,1,1-TCA
- TCE
- vinyl chloride

Type of Ice Used: Wet Blue Dry None

Packing Material Used:

Radchem sample(s) screened (<500 cpm): Y N NA

SHORT HOLDS PRESENT (<72 hours): Y N N/A

Lab Tracking #: 2497409

Samples received via: FEDEX UPS Client Courier Pace Courier

Lab Sample Temperature Info:
Temp Blank Received: Y (N) NA
Therm ID#: ~~3-18~~ 1 agm 1/14
Cooler 1 Temp Upon Receipt: 2.8 oC
Cooler 1 Therm Corr. Factor: -0.5 oC
Cooler 1 Corrected Temp: 2.3 oC
Comments:

Relinquished by/Company: (Signature)	Date/Time:	Received by/Company: (Signature)	Date/Time:
Luke Lohrstorfer / IWM	1/14/21 16:10	agm	1/14/21 1610
Relinquished by/Company: (Signature)	Date/Time:	Received by/Company: (Signature)	Date/Time:
Relinquished by/Company: (Signature)	Date/Time:	Received by/Company: (Signature)	Date/Time:

MTJL LAB USE ONLY
Table #:
Acctnum:
Template:
Prelogin:
PM:
PB:

Trip Blank Received: Y N NA
HCL MeOH TSP Other

Non Conformance(s): YES / NO

Page: 5 of: 5

Pace Analytical®

CHAIN-OF-CUSTODY Analytical Request Document

Chain-of-Custody is a LEGAL DOCUMENT - Complete all relevent fields

LAB USE ONLY- Affix Workorder/Login Label Here or List Pace Workorder Number or MTJL Log-in Number Here

ALL SHADED AREAS are for LAB USE ONLY

Company: IWM Consulting Group	Billing Information: SAME
Address: 7420 Rockville Road Indpls IN 46214	
Report To: Brad Gentry	Email To: bgentry@iwmconsult.com
Copy To: cparks@iwmconsult.com	Site Collection Info/Address: 980 Hurricane Road
Customer Project Name/Number: Former Amphend Facility	State: IN County/City: Johnson/Franklin Time Zone Collected: [ ] PT [ ] MT [ ] CT [✓] ET
Phone: 317-347-1111 Email:	Site/Facility ID #:
Collected By (print): Luke Lohrstorfer	Purchase Order #: Quote #:
Collected By (signature): Luke Lohrstorfer	Turnaround Date Required: 1-week TAT ; Level IV
Sample Disposal: [ ] Dispose as appropriate [ ] Return [ ] Archive: ____ [ ] Hold: ____	Rush: [ ] Same Day [ ] Next Day [ ] 2 Day [ ] 3 Day [ ] 4 Day [ ] 5 Day (Expedite Charges Apply)

Compliance Monitoring? [ ] Yes [ ] No

DW PWS ID #:
DW Location Code:

Immediately Packed on Ice: [✓] Yes [ ] No

Field Filtered (if applicable): [ ] Yes [ ] No
Analysis: ____

* Matrix Codes (Insert in Matrix box below): Drinking Water (DW), Ground Water (GW), Wastewater (WW), Product (P), Soil/Solid (SL), Oil (OL), Wipe (WP), Air (AR), Tissue (TS), Bioassay (B), Vapor (V), Other (OT)

Container Preservative Type **: 6/0/ v

** Preservative Types: (1) nitric acid, (2) sulfuric acid, (3) hydrochloric acid, (4) sodium hydroxide, (5) zinc acetate, (6) methanol, (7) sodium bisulfate, (8) sodium thiosulfate, (9) hexane, (A) ascorbic acid, (B) ammonium sulfate, (C) ammonium hydroxide, (D) TSP, (U) Unpreserved, (O) Other ____

Lab Project Manager:

Customer Sample ID	Matrix *	Comp / Grab	Collected (or Composite Start) Date	Collected (or Composite Start) Time	Composite End Date	Composite End Time	Res Cl	# of Ctns	VOCs 8260 Shortlist	% Moisture	Lab Sample # / Comments: See SCUR
GP-72 SL (23.50'-24.00')	SL	Grab	1/14/21	00:05				4	X	X	031
GP-72 SL (24.00'-24.50')	SL	Grab	1/14/21	00:10				4	X	X	032
GP-73 SL (3.50'-4.00')	SL	Grab	1/14/21	07:23				4	X	X	033
GP-73 SL (23.00'-23.50')	SL	Grab	1/14/21	03:00				4	X	X	034
GP-73 SL (23.50'-24.00')	SL	Grab	1/14/21	03:05				4	X	X	035
GP-73 SL (24.50-25.00')	SL	Grab	1/14/21	07:15				4	X	X	036
FD-4 SL	SL	Grab	1/13/21	—				4	X	X	037
FD-5 SL	SL	Grab	1/13/21	—				4	X	X	038
FD-6 SL	SL	Grab	1/13/21	—				4	X	X	039
FD-7 SL	SL	Grab	1/14/21	—				4	X	X	040

Lab Profile/Line:

Lab Sample Receipt Checklist:

Custody Seals Present/Intact	Y N NA
Custody Signatures Present	Y N NA
Collector Signature Present	Y N NA
Bottles Intact	Y N NA
Correct Bottles	Y N NA
Sufficient Volume	Y N NA
Samples Received on Ice	Y N NA
VOA - Headspace Acceptable	Y N NA
USDA Regulated Soils	Y N NA
Samples in Holding Time	Y N NA
Residual Chlorine Present	Y N NA
Cl Strips: ____	
Sample pH Acceptable	Y N NA
pH Strips: ____	
Sulfide Present	Y N NA
Lead Acetate Strips: ____	

LAB USE ONLY:
Lab Sample # / Comments:

Customer Remarks / Special Conditions / Possible Hazards:
Shortlist includes:
- 1,1-DCA
- 1,2-DCA
- cis-1,2-DCE
- trans-1,2-DCE
- methylene chloride
- PCE
- 1,1,1-TCA
- TCE
- vinyl chloride

Type of Ice Used: Wet Blue Dry None

Packing Material Used:

Radchem sample(s) screened (<500 cpm): Y N NA

SHORT HOLDS PRESENT (<72 hours): Y N N/A

Lab Tracking #: 2497412

Samples received via: FEDEX UPS Client Courier Pace Courier

Lab Sample Temperature Info:
Temp Blank Received: Y N NA
Therm ID#: 1
Cooler 1 Temp Upon Receipt: 2.8 oC
Cooler 1 Therm Corr. Factor: -0.5 oC
Cooler 1 Corrected Temp: 2.3 oC
Comments:

Relinquished by/Company: (Signature)	Date/Time:	Received by/Company: (Signature)	Date/Time:
Luke Lohrstorfer / IWM	1/14/21 1610	[signature]	1/14/21 1610
Relinquished by/Company: (Signature)	Date/Time:	Received by/Company: (Signature)	Date/Time:
Relinquished by/Company: (Signature)	Date/Time:	Received by/Company: (Signature)	Date/Time:

MTJL LAB USE ONLY
Table #:
Acctnum:
Template:
Prelogin:
PM:
PB:

Trip Blank Received: Y N NA
HCL MeOH TSP Other

Non Conformance(s): YES / NO

Page 4 of 5

Pace Analytical®

CHAIN-OF-CUSTODY Analytical Request Document

Chain-of-Custody is a LEGAL DOCUMENT - Complete all relevent fields

LAB USE ONLY- Affix Workorder/Login Label Here or List Pace Workorder Number or MTJL Log-in Number Here

ALL SHADED AREAS are for LAB USE ONLY

Company: IWM Consulting Group

Billing Information: SAME

Address: 7428 Rockville Road, Indpls, IN 46214

Report To: Brad Gentry

Email To: bgentry@iwmconsult.com

Copy To: cparks@iwmconsult.com

Site Collection Info/Address: 980 Hurricane Road

Customer Project Name/Number: Former Amphenol Facility

State: IN County/City: Johnson / Franklin Time Zone Collected: [ ] PT [ ] MT [ ] CT [✓] ET

Phone: 317-347-1111
Email:

Site/Facility ID #:

Compliance Monitoring? [ ] Yes [ ] No

Collected By (print): Luke Lohrstorfer

Purchase Order #:
Quote #:

DW PWS ID #:
DW Location Code:

Collected By (signature): Luke Lohrstorfer

Turnaround Date Required: 2-week ; Level IV

Immediately Packed on Ice: [✓] Yes [ ] No

Sample Disposal:
[ ] Dispose as appropriate [ ] Return
[ ] Archive: _____
[ ] Hold: _____

Rush: [ ] Same Day [ ] Next Day [ ] 2 Day [ ] 3 Day [ ] 4 Day [ ] 5 Day (Expedite Charges Apply)

Field Filtered (if applicable): [ ] Yes [ ] No
Analysis: _____

* Matrix Codes (Insert in Matrix box below): Drinking Water (DW), Ground Water (GW), Wastewater (WW), Product (P), Soil/Solid (SL), Oil (OL), Wipe (WP), Air (AR), Tissue (TS), Bioassay (B), Vapor (V), Other (OT)

Container Preservative Type **: 3

Lab Project Manager:

** Preservative Types: (1) nitric acid, (2) sulfuric acid, (3) hydrochloric acid, (4) sodium hydroxide, (5) zinc acetate, (6) methanol, (7) sodium bisulfate, (8) sodium thiosulfate, (9) hexane, (A) ascorbic acid, (B) ammonium sulfate, (C) ammonium hydroxide, (D) TSP, (U) Unpreserved, (O) Other _____

Analyses: VOCs 8260 Shortlist

Customer Sample ID	Matrix *	Comp / Grab	Collected (or Composite Start) Date	Collected (or Composite Start) Time	Composite End Date	Composite End Time	Res Cl	# of Ctns	VOCs 8260 Shortlist	Lab Sample # / Comments
EB-2 WT	OT	Grab	1/14/21	03:25				3	X	041
TB-2 WT	OT	Grab	1/14/21	—				3	X	043

Lab Profile/Line:

Lab Sample Receipt Checklist:

Custody Seals Present/Intact	Y N NA
Custody Signatures Present	Y N NA
Collector Signature Present	Y N NA
Bottles Intact	Y N NA
Correct Bottles	Y N NA
Sufficient Volume	Y N NA
Samples Received on Ice	Y N NA
VOA - Headspace Acceptable	Y N NA
USDA Regulated Soils	Y N NA
Samples in Holding Time	Y N NA
Residual Chlorine Present	Y N NA
Cl Strips: _____	
Sample pH Acceptable	Y N NA
pH Strips: _____	
Sulfide Present	Y N NA
Lead Acetate Strips: _____	

LAB USE ONLY:
Lab Sample # / Comments: See SCVR

Customer Remarks / Special Conditions / Possible Hazards:
Shortlist includes:
- 1,1-DCA
- 1,2-DCA
- cis-1,2-DCE
- trans-1,2-DCE
- methylene chloride
- PCE
- 1,1,1-TCA
- TCE
- vinyl chloride

Type of Ice Used: Wet Blue Dry None

Packing Material Used:

Radchem sample(s) screened (<500 cpm): Y N NA

SHORT HOLDS PRESENT (<72 hours): Y N N/A

Lab Tracking #: 2497413

Samples received via: FEDEX UPS Client Courier Pace Courier

Lab Sample Temperature Info:
Temp Blank Received: Y (N) NA
Therm ID#: 1
Cooler 1 Temp Upon Receipt: 2.6 oC
Cooler 1 Therm Corr. Factor: -0.5 oC
Cooler 1 Corrected Temp: 2.3 oC
Comments:

Relinquished by/Company: (Signature)	Date/Time:	Received by/Company: (Signature)	Date/Time:
Luke Lohrstorfer / IWM	1/14/21 16:10	[signature]	1/14/21 1610
Relinquished by/Company: (Signature)	Date/Time:	Received by/Company: (Signature)	Date/Time:
Relinquished by/Company: (Signature)	Date/Time:	Received by/Company: (Signature)	Date/Time:

MTJL LAB USE ONLY
Table #:
Acctnum:
Template:
Prelogin:
PM:
PB:

Trip Blank Received: Y N NA
HCL MeOH TSP Other

Non Conformance(s): YES / NO

Page 5 of 5

F-IN-Q-290-rev.19,23Jul2020

Pace Analytical

SAMPLE CONDITION UPON RECEIPT FORM

Date/Time and Initials of person examining contents: AJR 1/14/21 1625

Courier: Fed Ex UPS (Client) Pace USPS Other _____

Custody Seal on Cooler/Box Present: Yes (No) **(If yes)Seals Intact:** Yes No **(leave blank if no seals were present)**

Packing Material: Bubble Wrap (Bubble Bags) None Other _____

Thermometer: (1) 2 3 4 5 6 A B C D E F **Ice Type:** (Wet) Blue None

Cooler Temperature: 2.8/2.3°C **If temp. is over 6°C or under 0°C, was the PM notified?:** Yes No

Temp should be above freezing to 6°C **(Initial/Corrected)**

All discrepancies will be written out in the comments section below.

	Yes	No
Are samples from West Virginia? Document any containers out of temp.		✓
USDA Regulated Soils? (HI, ID, NY, WA, OR,CA, NM, TX, OK, AR, LA, TN, AL, MS, NC, SC, GA, FL, or Puerto Rico)		✓
Short Hold Time Analysis (48 hours or less)? **Analysis:** TC	✓	
Time 5035A TC placed in Freezer or Short Holds To Lab	Time: 1725	
Rush TAT Requested (4 days or less):		✓
Custody Signatures Present?	✓	
Containers Intact?:	✓	
Sample Label (IDs/Dates/Times) Match COC?: Except TCs, which only require sample ID		✓
Extra labels on Terracore Vials? (soils only)		✓

	Yes	No	N/A
All containers needing acid/base pres. Have been CHECKED?: **exceptions: VOA, coliform, LLHg, O&G, and any container with a septum cap or preserved with HCl.** **Circle:** **HNO3 (<2) H2SO4 (<2) NaOH (>10) NaOH/ZnAc (>9)** Any non-conformance to pH recommendations will be noted on the container count form			✓
	Present	Absent	N/A
Residual Chlorine Check (SVOC 625 Pest/PCB 608)			✓
Residual Chlorine Check (Total/Amenable/Free Cyanide)			✓
Headspace Wisconsin Sulfide?			✓
Headspace in VOA Vials (>6mm):		✓	
Trip Blank Present?	✓		
Trip Blank Custody Seals?:	✓		

COMMENTS: 5 vials were marked with incomplete IDs. Containers matched according to matching date/time AJR 1/14

COC PAGE 1 of 5

Sample Container Count

SBS
DI
BK
Kit

Sample Line Item	WGFU	R	DG9H VG9H	VOA VIAL HS (>6mm)	VG9U	DG9U	DG9T	AG0U	AG1H	AG1U	AG3S	AG3C	BP1U	BP1N	BP2U	BP3U	BP3N	BP3F	BP3S	BP3B	BP3Z	CG3H				Matrix	pH <2	pH >9	pH>10
1		4																								SL			
2		↓																								↓			
3																													
4		12																											
5		4																											
6		↓																											
7																													
8																													
9																													
10																										↓			
11																													
12																													

Container Codes

Glass

DG9B	40mL Na Bisulfate amber vial	AG0U	100mL unpres amber glass
DG9H	40mL. HCl amber voa vial	AG1H	1L HCl amber glass
DG9M	40mL MeOH clear vial	AG1S	1L H2SO4 amber glass
DG9P	40mL TSP amber vial	AG1T	1L Na Thiosulfate amber glass
DG9S	40mL H2SO4 amber vial	AG1U	1liter unpres amber glass
DG9T	40mL Na Thio amber vial	AG2N	500mL HNO3 amber glass
DG9U	40mL unpreserved **amber** vial	AG2S	500mL H2SO4 amber glass
VG9H	40mL HCl clear vial	AG2U	500mL unpres amber glass
VG9T	40mL Na Thio. clear vial	AG3S	250mL H2SO4 amber glass
VG9U	40mL unpreserved **clear** vial	AG3U	250mL unpres amber glass
VGFX	40mL w/hexane wipe vial	AG3C	250mL NaOH amber glass
VSG	Headspace septa vial & HCl	BG1H	1L HCl clear glass
WGKU	8oz unpreserved clear jar	BG1S	1L H2SO4 clear glass
WGFU	4oz clear soil jar	BG1T	1L Na Thiosulfate clear glass
JGFU	4oz unpreserved amber wide	BG1U	1L unpreserved glass
CG3H	250mL clear glass HCl	BG3H	250mL HCl Clear Glass

Plastic / Misc.

BG3U	250mL Unpres Clear Glass
BP1A	1L NaOH, Asc Acid plastic
BP1N	1L HNO3 plastic
BP1S	1L H2SO4 plastic
BP1U	1L unpreserved plastic
BP1Z	1L NaOH, Zn, Ac
BP2A	500mL NaOH, Asc Acid plastic
BP2N	500mL HNO3 plastic
BP2O	500mL NaOH plastic
BP2S	500mL H2SO4 plastic
BP2U	500mL unpreserved plastic
BP2Z	500mL NaOH, Zn Ac
BP3B	250mL NaOH plastic
BP3N	250mL HNO3 plastic
BP3F	250mL HNO3 plastic (field filtered)

BP3U	250mL unpreserved plastic
BP3S	250mL H2SO4 plastic
BP3Z	250mL NaOH, Zn Ac plastic

AF	Air Filter
C	Air Cassettes
R	Terra core kit
SP5T	120mL Coliform Na Thiosulfate
U	Summa Can
ZPLC	Ziploc Bag

WT	Water
SL	Solid
NAL	Non-aqueous liquid
WP	Wipe

F-IN-Q-270-rev.12,11Aug2020

COC PAGE 2 of 5

Sample Container Count

SBS
DP
BK
Kit

Sample Line Item	WGFU	R	DG9H VG9H	VOA VIAL HS (>6mm)	VG9U	DG9U	DG9T	AG0U	AG1H	AG1U	AG3S	AG3C	BP1U	BP1N	BP2U	BP3U	BP3N	BP3F	BP3S	BP3B	BP3Z	CG3H				Matrix	pH <2	pH >9	pH>10
1		4																								SL			
2		↓																								↓			
3																													
4																													
5		↓																											
6		12																											
7		4																											
8		↓																											
9																													
10		↓																								↓			
11																													
12																													

Container Codes

Glass

DG9B	40mL Na Bisulfate amber vial	AG0U	100mL unpres amber glass
DG9H	40mL HCl amber voa vial	AG1H	1L HCl amber glass
DG9M	40mL MeOH clear vial	AG1S	1L H2SO4 amber glass
DG9P	40mL TSP amber vial	AG1T	1L Na Thiosulfate amber glass
DG9S	40mL H2SO4 amber vial	AG1U	1liter unpres amber glass
DG9T	40mL Na Thio amber vial	AG2N	500mL HNO3 amber glass
DG9U	40mL unpreserved **amber** vial	AG2S	500mL H2SO4 amber glass
VG9H	40mL HCl clear vial	AG2U	500mL unpres amber glass
VG9T	40mL Na Thio. clear vial	AG3S	250mL H2SO4 amber glass
VG9U	40mL unpreserved **clear** vial	AG3U	250mL unpres amber glass
VGFX	40mL w/hexane wipe vial	AG3C	250mL NaOH amber glass
VSG	Headspace septa vial & HCl	BG1H	1L HCl clear glass
WGKU	8oz unpreserved clear jar	BG1S	1L H2SO4 clear glass
WGFU	4oz clear soil jar	BG1T	1L Na Thiosulfate clear glass
JGFU	4oz unpreserved amber wide	BG1U	1L unpreserved glass
CG3H	250mL clear glass HCl	BG3H	250mL HCl Clear Glass

Plastic / Misc.

BG3U	250mL Unpres Clear Glass
BP1A	1L NaOH, Asc Acid plastic
BP1N	1L HNO3 plastic
BP1S	1L H2SO4 plastic
BP1U	1L unpreserved plastic
BP1Z	1L NaOH, Zn, Ac
BP2A	500mL NaOH, Asc Acid plastic
BP2N	500mL HNO3 plastic
BP2O	500mL NaOH plastic
BP2S	500mL H2SO4 plastic
BP2U	500mL unpreserved plastic
BP2Z	500mL NaOH, Zn Ac
BP3B	250mL NaOH plastic
BP3N	250mL HNO3 plastic
BP3F	250mL HNO3 plastic (field filtered)
BP3U	250mL unpreserved plastic
BP3S	250mL H2SO4 plastic
BP3Z	250mL NaOH, Zn Ac plastic

AF	Air Filter
C	Air Cassettes
R	Terra core kit
SP5T	120mL Coliform Na Thiosulfate
U	Summa Can
ZPLC	Ziploc Bag

WT	Water
SL	Solid
NAL	Non-aqueous liquid
WP	Wipe

COC PAGE 3 of 5

Sample Container Count

SBS
DI
BK
Kit

Sample Line Item	WGFU	R	DG9H VG9H	VOA VIAL HS (>6mm)	VG9U	DG9U	DG9T	AG0U	AG1H	AG1U	AG3S	AG3C	BP1U	BP1N	BP2U	BP3U	BP3N	BP3F	BP3S	BP3B	BP3Z	CG3H				Matrix	pH <2	pH >9	pH>10
1		4																								SL			
2																													
3																													
4																													
5																													
6																													
7																													
8																													
9																													
10																													
11																													
12																													

Container Codes

Glass

DG9B	40mL Na Bisulfate amber vial	AG0U	100mL unpres amber glass
DG9H	40mL HCl amber voa vial	AG1H	1L HCl amber glass
DG9M	40mL MeOH clear vial	AG1S	1L H2SO4 amber glass
DG9P	40mL TSP amber vial	AG1T	1L Na Thiosulfate amber glass
DG9S	40mL H2SO4 amber vial	AG1U	1liter unpres amber glass
DG9T	40mL Na Thio amber vial	AG2N	500mL HNO3 amber glass
DG9U	40mL unpreserved **amber** vial	AG2S	500mL H2SO4 amber glass
VG9H	40mL HCl clear vial	AG2U	500mL unpres amber glass
VG9T	40mL Na Thio. clear vial	AG3S	250mL H2SO4 amber glass
VG9U	40mL unpreserved **clear** vial	AG3U	250mL unpres amber glass
VGFX	40mL w/hexane wipe vial	AG3C	250mL NaOH amber glass
VSG	Headspace septa vial & HCl	BG1H	1L HCl clear glass
WGKU	8oz unpreserved clear jar	BG1S	1L H2SO4 clear glass
WGFU	4oz clear soil jar	BG1T	1L Na Thiosulfate clear glass
JGFU	4oz unpreserved amber wide	BG1U	1L unpreserved glass
CG3H	250mL clear glass HCl	BG3H	250mL HCl Clear Glass

Plastic / Misc.

BG3U	250mL Unpres Clear Glass
BP1A	1L NaOH, Asc Acid plastic
BP1N	1L HNO3 plastic
BP1S	1L H2SO4 plastic
BP1U	1L unpreserved plastic
BP1Z	1L NaOH, Zn, Ac
BP2A	500mL NaOH, Asc Acid plastic
BP2N	500mL HNO3 plastic
BP2O	500mL NaOH plastic
BP2S	500mL H2SO4 plastic
BP2U	500mL unpreserved plastic
BP2Z	500mL NaOH, Zn Ac
BP3B	250mL NaOH plastic
BP3N	250mL HNO3 plastic
BP3F	250mL HNO3 plastic (field filtered)

BP3U	250mL unpreserved plastic
BP3S	250mL H2SO4 plastic
BP3Z	250mL NaOH, Zn Ac plastic

AF	Air Filter
C	Air Cassettes
R	Terra core kit
SP5T	120mL Coliform Na Thiosulfate
U	Summa Can
ZPLC	Ziploc Bag

WT	Water
SL	Solid
NAL	Non-aqueous liquid
WP	Wipe

F-IN-Q-270-rev.12,11Aug2020

COC PAGE 4 of 5

Sample Container Count

Sample Line Item	WGFU	SBS DI BK Kit R	DG9H VG9H	VOA VIAL HS (>6mm)	VG9U	DG9U	DG9T	AG0U	AG1H	AG1U	AG3S	AG3C	BP1U	BP1N	BP2U	BP3U	BP3N	BP3F	BP3S	BP3B	BP3Z	CG3H				Matrix	pH <2	pH >9	pH>10
1		4																								SL			
2		↓																								↓			
3																													
4																													
5		↓																											
6		12																											
7		4																											
8		↓																											
9																													
10		↓																								↓			
11																													
12																													

Container Codes

Glass

DG9B	40mL Na Bisulfate amber vial	AG0U	100mL unpres amber glass
DG9H	40mL HCl amber voa vial	AG1H	1L HCl amber glass
DG9M	40mL MeOH clear vial	AG1S	1L H2SO4 amber glass
DG9P	40mL TSP amber vial	AG1T	1L Na Thiosulfate amber glass
DG9S	40mL H2SO4 amber vial	AG1U	1liter unpres amber glass
DG9T	40mL Na Thio amber vial	AG2N	500mL HNO3 amber glass
DG9U	40mL unpreserved **amber** vial	AG2S	500mL H2SO4 amber glass
VG9H	40mL HCl clear vial	AG2U	500mL unpres amber glass
VG9T	40mL Na Thio. clear vial	AG3S	250mL H2SO4 amber glass
VG9U	40mL unpreserved **clear** vial	AG3U	250mL unpres amber glass
VGFX	40mL w/hexane wipe vial	AG3C	250mL NaOH amber glass
VSG	Headspace septa vial & HCl	BG1H	1L HCl clear glass
WGKU	8oz unpreserved clear jar	BG1S	1L H2SO4 clear glass
WGFU	4oz clear soil jar	BG1T	1L Na Thiosulfate clear glass
JGFU	4oz unpreserved amber wide	BG1U	1L unpreserved glass
CG3H	250mL clear glass HCl	BG3H	250mL HCl Clear Glass

Plastic / Misc.

BG3U	250mL Unpres Clear Glass
BP1A	1L NaOH, Asc Acid plastic
BP1N	1L HNO3 plastic
BP1S	1L H2SO4 plastic
BP1U	1L unpreserved plastic
BP1Z	1L NaOH, Zn, Ac
BP2A	500mL NaOH, Asc Acid plastic
BP2N	500mL HNO3 plastic
BP2O	500mL NaOH plastic
BP2S	500mL H2SO4 plastic
BP2U	500mL unpreserved plastic
BP2Z	500mL NaOH, Zn Ac
BP3B	250mL NaOH plastic
BP3N	250mL HNO3 plastic
BP3F	250mL HNO3 plastic (field filtered)
BP3U	250mL unpreserved plastic
BP3S	250mL H2SO4 plastic
BP3Z	250mL NaOH, Zn Ac plastic

AF	Air Filter
C	Air Cassettes
R	Terra core kit
SP5T	120mL Coliform Na Thiosulfate
U	Summa Can
ZPLC	Ziploc Bag

WT	Water
SL	Solid
NAL	Non-aqueous liquid
WP	Wipe

COC PAGE 5 of 5

Sample Container Count

Sample Line Item	WGFU	SBS DI BK Kit R	DG9H VG9H	VOA VIAL HS (>6mm)	VG9U	DG9U	DG9T	AG0U	AG1H	AG1U	AG3S	AG3C	BP1U	BP1N	BP2U	BP3U	BP3N	BP3F	BP3S	BP3B	BP3Z	CG3H				Matrix	pH <2	pH >9	pH>10
1			3																							WT			
2					3																					↓			
3																													
4																													
5																													
6																													
7																													
8																													
9																													
10																													
11																													
12																													

Container Codes

Glass

DG9B	40mL Na Bisulfate amber vial	AG0U	100mL unpres amber glass
DG9H	40mL HCl amber voa vial	AG1H	1L HCl amber glass
DG9M	40mL MeOH clear vial	AG1S	1L H2SO4 amber glass
DG9P	40mL TSP amber vial	AG1T	1L Na Thiosulfate amber glass
DG9S	40mL H2SO4 amber vial	AG1U	1liter unpres amber glass
DG9T	40mL Na Thio amber vial	AG2N	500mL HNO3 amber glass
DG9U	40mL unpreserved **amber** vial	AG2S	500mL H2SO4 amber glass
VG9H	40mL HCl clear vial	AG2U	500mL unpres amber glass
VG9T	40mL Na Thio. clear vial	AG3S	250mL H2SO4 amber glass
VG9U	40mL unpreserved **clear** vial	AG3U	250mL unpres amber glass
VGFX	40mL w/hexane wipe vial	AG3C	250mL NaOH amber glass
VSG	Headspace septa vial & HCl	BG1H	1L HCl clear glass
WGKU	8oz unpreserved clear jar	BG1S	1L H2SO4 clear glass
WGFU	4oz clear soil jar	BG1T	1L Na Thiosulfate clear glass
JGFU	4oz unpreserved amber wide	BG1U	1L unpreserved glass
CG3H	250mL clear glass HCl	BG3H	250mL HCl Clear Glass

Plastic / Misc.

BG3U	250mL Unpres Clear Glass
BP1A	1L NaOH, Asc Acid plastic
BP1N	1L HNO3 plastic
BP1S	1L H2SO4 plastic
BP1U	1L unpreserved plastic
BP1Z	1L NaOH, Zn, Ac
BP2A	500mL NaOH, Asc Acid plastic
BP2N	500mL HNO3 plastic
BP2O	500mL NaOH plastic
BP2S	500mL H2SO4 plastic
BP2U	500mL unpreserved plastic
BP2Z	500mL NaOH, Zn Ac
BP3B	250mL NaOH plastic
BP3N	250mL HNO3 plastic
BP3F	250mL HNO3 plastic (field filtered)
BP3U	250mL unpreserved plastic
BP3S	250mL H2SO4 plastic
BP3Z	250mL NaOH, Zn Ac plastic

AF	Air Filter
C	Air Cassettes
R	Terra core kit
SP5T	120mL Coliform Na Thiosulfate
U	Summa Can
ZPLC	Ziploc Bag

WT	Water
SL	Solid
NAL	Non-aqueous liquid
WP	Wipe

Pace Analytical Services, LLC
7726 Moller Road
Indianapolis, IN 46268
(317)228-3100

January 21, 2021

Mr. Chris Newell
IWM Consulting
7428 Rockville Road
Indianapolis, IN 46214

RE: Project: Amphenol
Pace Project No.: 50278041

Dear Mr. Newell:

Enclosed are the analytical results for sample(s) received by the laboratory on January 19, 2021. The results relate only to the samples included in this report. Results reported herein conform to the applicable TNI/NELAC Standards and the laboratory's Quality Manual, where applicable, unless otherwise noted in the body of the report.

The test results provided in this final report were generated by each of the following laboratories within the Pace Network:

- Pace Analytical Services - Indianapolis

If you have any questions concerning this report, please feel free to contact me.

Sincerely,

Heather Patterson
heather.patterson@pacelabs.com
(317)228-3100
Project Manager

Enclosures

cc: Mr. Brad Gentry, IWM Consulting
Mr. Chris Parks, IWM Consulting Group

This report shall not be reproduced, except in full,
without the written consent of Pace Analytical Services, LLC.

Pace Analytical Services, LLC
7726 Moller Road
Indianapolis, IN 46268
(317)228-3100

CERTIFICATIONS

Project:	Amphenol
Pace Project No.:	50278041

Pace Analytical Services Indianapolis

7726 Moller Road, Indianapolis, IN 46268
Illinois Accreditation #: 200074
Indiana Drinking Water Laboratory #: C-49-06
Kansas/TNI Certification #: E-10177
Kentucky UST Agency Interest #: 80226
Kentucky WW Laboratory ID #: 98019
Michigan Drinking Water Laboratory #9050
Ohio VAP Certified Laboratory #: CL0065
Oklahoma Laboratory #: 9204
Texas Certification #: T104704355
Wisconsin Laboratory #: 999788130
USDA Soil Permit #: P330-19-00257

This report shall not be reproduced, except in full,
without the written consent of Pace Analytical Services, LLC.

Pace Analytical Services, LLC
7726 Moller Road
Indianapolis, IN 46268
(317)228-3100

SAMPLE SUMMARY

Project: Amphenol
Pace Project No.: 50278041

Lab ID	Sample ID	Matrix	Date Collected	Date Received
50278041001	**GP-74SL (13.00'-13.50')**	Solid	01/18/21 11:35	01/19/21 08:41
50278041002	**GP-74SL (21.00'-21.50')**	Solid	01/18/21 11:40	01/19/21 08:41
50278041003	**GP-74SL (21.50'-22.00')**	Solid	01/18/21 11:45	01/19/21 08:41
50278041004	**GP-75SL (13.00'-13.50')**	Solid	01/18/21 12:30	01/19/21 08:41
50278041005	**GP-75SL (22.00'-22.50')**	Solid	01/18/21 12:40	01/19/21 08:41
50278041006	**GP-75SL (22.50'-23.00')**	Solid	01/18/21 12:45	01/19/21 08:41
50278041007	**GP-76SL (15.00'-15.50')**	Solid	01/18/21 14:25	01/19/21 08:41
50278041008	**GP-76SL (23.25'-23.75')**	Solid	01/18/21 14:30	01/19/21 08:41
50278041009	**GP-76SL (23.75'-24.25')**	Solid	01/18/21 14:35	01/19/21 08:41
50278041010	**GP-77SL (14.50'-15.00')**	Solid	01/18/21 15:00	01/19/21 08:41
50278041011	**GP-77SL (21.50'-22.00')**	Solid	01/18/21 15:15	01/19/21 08:41
50278041012	**GP-77SL (22.00'-22.50')**	Solid	01/18/21 15:20	01/19/21 08:41
50278041013	**GP-78SL (15.00'-15.25')**	Solid	01/18/21 16:09	01/19/21 08:41
50278041014	**GP-78SL (20.50'-21.00')**	Solid	01/18/21 16:25	01/19/21 08:41
50278041015	**GP-78SL (21.00'-21.50')**	Solid	01/18/21 16:30	01/19/21 08:41
50278041016	**GP-78SL (24.50'-25.00')**	Solid	01/18/21 16:35	01/19/21 08:41
50278041017	**GP-79SL (14.50'-15.00')**	Solid	01/18/21 09:15	01/19/21 08:41
50278041018	**GP-79SL (22.50'-23.00')**	Solid	01/18/21 09:35	01/19/21 08:41
50278041019	**GP-79SL (23.00'-23.50')**	Solid	01/18/21 09:40	01/19/21 08:41
50278041020	**GP-79SL (24.00'-24.50')**	Solid	01/18/21 09:45	01/19/21 08:41
50278041021	**GP-80SL (14.50'-15.00')**	Solid	01/18/21 10:12	01/19/21 08:41
50278041022	**GP-80SL (22.50'-23.00')**	Solid	01/18/21 10:15	01/19/21 08:41
50278041023	**GP-80SL (23.00'-23.50')**	Solid	01/18/21 10:20	01/19/21 08:41
50278041024	**GP-80SL (24.50'-25.00')**	Solid	01/18/21 10:05	01/19/21 08:41
50278041025	**GP-80SL (24.00'-24.50')**	Solid	01/18/21 10:25	01/19/21 08:41
50278041026	**GP-81SL (15.00'-15.50')**	Solid	01/18/21 10:50	01/19/21 08:41
50278041027	**GP-81SL (24.00'-24.50')**	Solid	01/18/21 11:05	01/19/21 08:41
50278041028	**GP-81SL (26.00'-26.50')**	Solid	01/18/21 11:10	01/19/21 08:41
50278041029	**GP-82SL (13.50'-14.00')**	Solid	01/18/21 13:05	01/19/21 08:41
50278041030	**GP-82SL (20.00'-20.50')**	Solid	01/18/21 13:35	01/19/21 08:41
50278041031	**GP-82SL (20.50'-21.00')**	Solid	01/18/21 13:40	01/19/21 08:41
50278041032	**FD-9SL**	Solid	01/18/21 08:00	01/19/21 08:41
50278041033	**FD-10SL**	Solid	01/18/21 08:00	01/19/21 08:41
50278041034	**EB-3 WT**	Water	01/18/21 16:45	01/19/21 08:41
50278041035	**TB-3 WT**	Water	01/18/21 08:00	01/19/21 08:41
50278041036	**GP-81SL (22.50'-23.00')**	Solid	01/18/21 11:00	01/19/21 08:41
50278041037	**FD-8SL**	Solid	01/18/21 08:00	01/19/21 08:41

This report shall not be reproduced, except in full,
without the written consent of Pace Analytical Services, LLC.

Pace Analytical Services, LLC
7726 Moller Road
Indianapolis, IN 46268
(317)228-3100

SAMPLE ANALYTE COUNT

Project: Amphenol
Pace Project No.: 50278041

Lab ID	Sample ID	Method	Analysts	Analytes Reported	Laboratory
50278041001	**GP-74SL (13.00'-13.50')**	EPA 8260	TMW	12	PASI-I
		SM 2540G	WZE	1	PASI-I
50278041002	**GP-74SL (21.00'-21.50')**	EPA 8260	TMW	12	PASI-I
		SM 2540G	WZE	1	PASI-I
50278041003	**GP-74SL (21.50'-22.00')**	EPA 8260	TMW	12	PASI-I
		SM 2540G	WZE	1	PASI-I
50278041004	**GP-75SL (13.00'-13.50')**	EPA 8260	TMW	12	PASI-I
		SM 2540G	WZE	1	PASI-I
50278041005	**GP-75SL (22.00'-22.50')**	EPA 8260	TMW	12	PASI-I
		SM 2540G	WZE	1	PASI-I
50278041006	**GP-75SL (22.50'-23.00')**	EPA 8260	TMW	12	PASI-I
50278041007	**GP-76SL (15.00'-15.50')**	EPA 8260	TMW	12	PASI-I
		SM 2540G	WZE	1	PASI-I
50278041008	**GP-76SL (23.25'-23.75')**	EPA 8260	TMW	12	PASI-I
		SM 2540G	WZE	1	PASI-I
50278041009	**GP-76SL (23.75'-24.25')**	EPA 8260	TMW	12	PASI-I
		SM 2540G	WZE	1	PASI-I
50278041010	**GP-77SL (14.50'-15.00')**	EPA 8260	TMW	12	PASI-I
		SM 2540G	WZE	1	PASI-I
50278041011	**GP-77SL (21.50'-22.00')**	EPA 8260	TMW	12	PASI-I
		SM 2540G	WZE	1	PASI-I
50278041012	**GP-77SL (22.00'-22.50')**	EPA 8260	TMW	12	PASI-I
		SM 2540G	WZE	1	PASI-I
50278041013	**GP-78SL (15.00'-15.25')**	EPA 8260	TMW	12	PASI-I
		SM 2540G	WZE	1	PASI-I
50278041014	**GP-78SL (20.50'-21.00')**	EPA 8260	TMW	12	PASI-I
		SM 2540G	WZE	1	PASI-I
50278041015	**GP-78SL (21.00'-21.50')**	EPA 8260	TMW	12	PASI-I
		SM 2540G	WZE	1	PASI-I
50278041016	**GP-78SL (24.50'-25.00')**	EPA 8260	TMW	12	PASI-I
		SM 2540G	WZE	1	PASI-I
50278041017	**GP-79SL (14.50'-15.00')**	EPA 8260	TMW	12	PASI-I
		SM 2540G	WZE	1	PASI-I
50278041018	**GP-79SL (22.50'-23.00')**	EPA 8260	TMW	12	PASI-I
		SM 2540G	WZE	1	PASI-I
50278041019	**GP-79SL (23.00'-23.50')**	EPA 8260	TMW	12	PASI-I
		SM 2540G	WZE	1	PASI-I

This report shall not be reproduced, except in full,
without the written consent of Pace Analytical Services, LLC.

Pace Analytical Services, LLC
7726 Moller Road
Indianapolis, IN 46268
(317)228-3100

SAMPLE ANALYTE COUNT

Project: Amphenol
Pace Project No.: 50278041

Lab ID	Sample ID	Method	Analysts	Analytes Reported	Laboratory
50278041020	**GP-79SL (24.00'-24.50')**	EPA 8260	TMW	12	PASI-I
		SM 2540G	WZE	1	PASI-I
50278041021	**GP-80SL (14.50'-15.00')**	EPA 8260	TMW	12	PASI-I
		SM 2540G	WZE	1	PASI-I
50278041022	**GP-80SL (22.50'-23.00')**	EPA 8260	TMW	12	PASI-I
		SM 2540G	WZE	1	PASI-I
50278041023	**GP-80SL (23.00'-23.50')**	EPA 8260	TMW	12	PASI-I
		SM 2540G	WZE	1	PASI-I
50278041024	**GP-80SL (24.50'-25.00')**	EPA 8260	TMW	12	PASI-I
		SM 2540G	WZE	1	PASI-I
50278041025	**GP-80SL (24.00'-24.50')**	EPA 8260	TMW	12	PASI-I
		SM 2540G	WZE	1	PASI-I
50278041026	**GP-81SL (15.00'-15.50')**	EPA 8260	TMW	12	PASI-I
		SM 2540G	WZE	1	PASI-I
50278041027	**GP-81SL (24.00'-24.50')**	EPA 8260	TMW	12	PASI-I
		SM 2540G	WZE	1	PASI-I
50278041028	**GP-81SL (26.00'-26.50')**	EPA 8260	TMW	12	PASI-I
		SM 2540G	WZE	1	PASI-I
50278041029	**GP-82SL (13.50'-14.00')**	EPA 8260	TMW	12	PASI-I
		SM 2540G	WZE	1	PASI-I
50278041030	**GP-82SL (20.00'-20.50')**	EPA 8260	TMW	12	PASI-I
		SM 2540G	WZE	1	PASI-I
50278041031	**GP-82SL (20.50'-21.00')**	EPA 8260	TMW	12	PASI-I
		SM 2540G	WZE	1	PASI-I
50278041032	**FD-9SL**	EPA 8260	TMW	12	PASI-I
		SM 2540G	WZE	1	PASI-I
50278041033	**FD-10SL**	EPA 8260	TMW	12	PASI-I
		SM 2540G	WZE	1	PASI-I
50278041034	**EB-3 WT**	EPA 8260	KLP	12	PASI-I
50278041035	**TB-3 WT**	EPA 8260	KLP	12	PASI-I
50278041036	**GP-81SL (22.50'-23.00')**	EPA 8260	TMW	12	PASI-I
		SM 2540G	MMS	1	PASI-I
50278041037	**FD-8SL**	EPA 8260	TMW	12	PASI-I
		SM 2540G	WZE	1	PASI-I

PASI-I = Pace Analytical Services - Indianapolis

This report shall not be reproduced, except in full,
without the written consent of Pace Analytical Services, LLC.

Pace Analytical Services, LLC
7726 Moller Road
Indianapolis, IN 46268
(317)228-3100

SUMMARY OF DETECTION

Project: Amphenol
Pace Project No.: 50278041

Lab Sample ID / Method	Client Sample ID / Parameters	Result	Units	Report Limit	Analyzed	Qualifiers
50278041001	**GP-74SL (13.00'-13.50')**					
EPA 8260	Tetrachloroethene	0.43	mg/kg	0.25	01/20/21 13:17	
EPA 8260	1,1,1-Trichloroethane	0.066J	mg/kg	0.25	01/20/21 13:17	
SM 2540G	Percent Moisture	8.9	%	0.10	01/19/21 16:29	N2
50278041002	**GP-74SL (21.00'-21.50')**					
SM 2540G	Percent Moisture	12.1	%	0.10	01/19/21 16:29	N2
50278041003	**GP-74SL (21.50'-22.00')**					
EPA 8260	1,1,1-Trichloroethane	0.0014J	mg/kg	0.0042	01/19/21 19:31	
SM 2540G	Percent Moisture	9.0	%	0.10	01/19/21 16:29	N2
50278041004	**GP-75SL (13.00'-13.50')**					
EPA 8260	Methylene Chloride	0.0030J	mg/kg	0.021	01/19/21 20:06	
SM 2540G	Percent Moisture	6.0	%	0.10	01/19/21 16:29	N2
50278041005	**GP-75SL (22.00'-22.50')**					
SM 2540G	Percent Moisture	12.6	%	0.10	01/19/21 16:29	N2
50278041006	**GP-75SL (22.50'-23.00')**					
EPA 8260	1,1,1-Trichloroethane	0.0053	mg/kg	0.0035	01/19/21 21:14	
50278041007	**GP-76SL (15.00'-15.50')**					
EPA 8260	Tetrachloroethene	0.0027J	mg/kg	0.0059	01/19/21 21:49	
SM 2540G	Percent Moisture	7.7	%	0.10	01/19/21 16:30	N2
50278041008	**GP-76SL (23.25'-23.75')**					
SM 2540G	Percent Moisture	7.8	%	0.10	01/19/21 16:30	N2
50278041009	**GP-76SL (23.75'-24.25')**					
EPA 8260	Methylene Chloride	0.0028J	mg/kg	0.021	01/20/21 05:33	
EPA 8260	1,1,1-Trichloroethane	0.0069	mg/kg	0.0053	01/20/21 05:33	
EPA 8260	Trichloroethene	0.0013J	mg/kg	0.0053	01/20/21 05:33	
SM 2540G	Percent Moisture	9.7	%	0.10	01/19/21 16:30	N2
50278041010	**GP-77SL (14.50'-15.00')**					
EPA 8260	Tetrachloroethene	0.0070	mg/kg	0.0055	01/20/21 15:44	
EPA 8260	1,1,1-Trichloroethane	0.00032J	mg/kg	0.0055	01/20/21 15:44	
SM 2540G	Percent Moisture	7.9	%	0.10	01/19/21 16:30	N2
50278041011	**GP-77SL (21.50'-22.00')**					
EPA 8260	1,1-Dichloroethane	0.010	mg/kg	0.0076	01/20/21 06:08	
EPA 8260	Methylene Chloride	0.0028J	mg/kg	0.031	01/20/21 06:08	
EPA 8260	Trichloroethene	0.0019J	mg/kg	0.0076	01/20/21 06:08	
SM 2540G	Percent Moisture	12.4	%	0.10	01/19/21 16:30	N2
50278041012	**GP-77SL (22.00'-22.50')**					
EPA 8260	1,1-Dichloroethane	0.0053	mg/kg	0.0052	01/20/21 06:42	
EPA 8260	Methylene Chloride	0.0026J	mg/kg	0.021	01/20/21 06:42	
SM 2540G	Percent Moisture	8.1	%	0.10	01/19/21 16:31	N2
50278041013	**GP-78SL (15.00'-15.25')**					
EPA 8260	Methylene Chloride	0.0050J	mg/kg	0.036	01/20/21 07:17	

This report shall not be reproduced, except in full,
without the written consent of Pace Analytical Services, LLC.

Pace Analytical Services, LLC
7726 Moller Road
Indianapolis, IN 46268
(317)228-3100

SUMMARY OF DETECTION

Project: Amphenol
Pace Project No.: 50278041

Lab Sample ID / Method	Client Sample ID / Parameters	Result	Units	Report Limit	Analyzed	Qualifiers
50278041013	**GP-78SL (15.00'-15.25')**					
EPA 8260	Tetrachloroethene	0.065	mg/kg	0.0090	01/20/21 07:17	
EPA 8260	1,1,1-Trichloroethane	0.0050J	mg/kg	0.0090	01/20/21 07:17	
SM 2540G	Percent Moisture	5.2	%	0.10	01/19/21 16:31	N2
50278041014	**GP-78SL (20.50'-21.00')**					
EPA 8260	Methylene Chloride	0.0024J	mg/kg	0.021	01/20/21 07:51	
EPA 8260	1,1,1-Trichloroethane	0.0097	mg/kg	0.0054	01/20/21 07:51	
EPA 8260	Trichloroethene	0.0019J	mg/kg	0.0054	01/20/21 07:51	
SM 2540G	Percent Moisture	10.9	%	0.10	01/19/21 16:31	N2
50278041015	**GP-78SL (21.00'-21.50')**					
EPA 8260	1,1-Dichloroethane	0.0051	mg/kg	0.0046	01/20/21 08:25	
EPA 8260	Methylene Chloride	0.0023J	mg/kg	0.019	01/20/21 08:25	
EPA 8260	1,1,1-Trichloroethane	0.0036J	mg/kg	0.0046	01/20/21 08:25	
SM 2540G	Percent Moisture	7.7	%	0.10	01/19/21 16:31	N2
50278041016	**GP-78SL (24.50'-25.00')**					
EPA 8260	Methylene Chloride	0.0031J	mg/kg	0.023	01/20/21 01:15	
SM 2540G	Percent Moisture	7.8	%	0.10	01/19/21 16:31	N2
50278041017	**GP-79SL (14.50'-15.00')**					
EPA 8260	Tetrachloroethene	1.9	mg/kg	0.66	01/19/21 22:06	
SM 2540G	Percent Moisture	6.9	%	0.10	01/19/21 16:32	N2
50278041018	**GP-79SL (22.50'-23.00')**					
EPA 8260	Tetrachloroethene	0.017	mg/kg	0.0051	01/20/21 16:57	
EPA 8260	1,1,1-Trichloroethane	0.0017J	mg/kg	0.0051	01/20/21 16:57	
EPA 8260	Trichloroethene	0.0012J	mg/kg	0.0051	01/20/21 16:57	
SM 2540G	Percent Moisture	16.9	%	0.10	01/19/21 16:32	N2
50278041019	**GP-79SL (23.00'-23.50')**					
EPA 8260	1,1-Dichloroethane	0.0011J	mg/kg	0.0044	01/20/21 17:22	
EPA 8260	cis-1,2-Dichloroethene	0.0012J	mg/kg	0.0044	01/20/21 17:22	
EPA 8260	Tetrachloroethene	0.0019J	mg/kg	0.0044	01/20/21 17:22	
EPA 8260	1,1,1-Trichloroethane	0.00099J	mg/kg	0.0044	01/20/21 17:22	
EPA 8260	Trichloroethene	1.9	mg/kg	0.22	01/21/21 12:23	
SM 2540G	Percent Moisture	11.0	%	0.10	01/19/21 16:32	N2
50278041020	**GP-79SL (24.00'-24.50')**					
EPA 8260	Tetrachloroethene	0.0043	mg/kg	0.0042	01/20/21 17:46	
EPA 8260	1,1,1-Trichloroethane	0.00027J	mg/kg	0.0042	01/20/21 17:46	
EPA 8260	Trichloroethene	0.00046J	mg/kg	0.0042	01/20/21 17:46	
SM 2540G	Percent Moisture	5.6	%	0.10	01/19/21 16:32	N2
50278041021	**GP-80SL (14.50'-15.00')**					
EPA 8260	Tetrachloroethene	0.18	mg/kg	0.0052	01/20/21 18:11	
EPA 8260	1,1,1-Trichloroethane	0.0090	mg/kg	0.0052	01/20/21 18:11	
EPA 8260	Trichloroethene	0.015	mg/kg	0.0052	01/20/21 18:11	
SM 2540G	Percent Moisture	5.4	%	0.10	01/19/21 17:10	N2

This report shall not be reproduced, except in full,
without the written consent of Pace Analytical Services, LLC.

Pace Analytical Services, LLC
7726 Moller Road
Indianapolis, IN 46268
(317)228-3100

SUMMARY OF DETECTION

Project: Amphenol
Pace Project No.: 50278041

Lab Sample ID Method	Client Sample ID Parameters	Result	Units	Report Limit	Analyzed	Qualifiers
50278041022	**GP-80SL (22.50'-23.00')**					
EPA 8260	Tetrachloroethene	4.3	mg/kg	0.54	01/20/21 02:07	
EPA 8260	Trichloroethene	0.72	mg/kg	0.54	01/20/21 02:07	
SM 2540G	Percent Moisture	13.1	%	0.10	01/19/21 17:10	N2
50278041023	**GP-80SL (23.00'-23.50')**					
EPA 8260	Tetrachloroethene	393	mg/kg	22.4	01/20/21 13:41	
EPA 8260	Trichloroethene	3.2	mg/kg	0.45	01/20/21 02:41	
SM 2540G	Percent Moisture	8.9	%	0.10	01/19/21 17:11	N2
50278041024	**GP-80SL (24.50'-25.00')**					
EPA 8260	Tetrachloroethene	1.4	mg/kg	0.26	01/20/21 14:55	
SM 2540G	Percent Moisture	14.5	%	0.10	01/19/21 17:11	N2
50278041025	**GP-80SL (24.00'-24.50')**					
EPA 8260	Tetrachloroethene	35.2	mg/kg	5.0	01/20/21 15:19	
SM 2540G	Percent Moisture	8.8	%	0.10	01/19/21 17:11	N2
50278041026	**GP-81SL (15.00'-15.50')**					
EPA 8260	Tetrachloroethene	0.016	mg/kg	0.0053	01/20/21 18:35	
EPA 8260	1,1,1-Trichloroethane	0.0025J	mg/kg	0.0053	01/20/21 18:35	
EPA 8260	Trichloroethene	0.00044J	mg/kg	0.0053	01/20/21 18:35	R1
SM 2540G	Percent Moisture	15.7	%	0.10	01/19/21 17:11	N2
50278041027	**GP-81SL (24.00'-24.50')**					
EPA 8260	Tetrachloroethene	0.26J	mg/kg	0.71	01/20/21 03:16	
EPA 8260	Trichloroethene	10.4	mg/kg	0.71	01/20/21 03:16	
SM 2540G	Percent Moisture	8.9	%	0.10	01/19/21 17:11	N2
50278041028	**GP-81SL (26.00'-26.50')**					
SM 2540G	Percent Moisture	6.3	%	0.10	01/19/21 17:11	N2
50278041029	**GP-82SL (13.50'-14.00')**					
EPA 8260	Tetrachloroethene	0.0081	mg/kg	0.0054	01/20/21 19:00	
EPA 8260	1,1,1-Trichloroethane	0.0025J	mg/kg	0.0054	01/20/21 19:00	
EPA 8260	Trichloroethene	0.00033J	mg/kg	0.0054	01/20/21 19:00	
SM 2540G	Percent Moisture	10.8	%	0.10	01/19/21 17:11	N2
50278041030	**GP-82SL (20.00'-20.50')**					
EPA 8260	1,1,1-Trichloroethane	0.00072J	mg/kg	0.0056	01/20/21 16:33	
SM 2540G	Percent Moisture	11.1	%	0.10	01/19/21 17:12	N2
50278041031	**GP-82SL (20.50'-21.00')**					
EPA 8260	Methylene Chloride	0.0025J	mg/kg	0.018	01/20/21 07:34	
EPA 8260	1,1,1-Trichloroethane	0.0032J	mg/kg	0.0046	01/20/21 07:34	
SM 2540G	Percent Moisture	7.5	%	0.10	01/19/21 17:12	N2
50278041032	**FD-9SL**					
EPA 8260	1,1,1-Trichloroethane	0.0033J	mg/kg	0.0048	01/20/21 19:24	
SM 2540G	Percent Moisture	9.1	%	0.10	01/19/21 17:12	N2

This report shall not be reproduced, except in full,
without the written consent of Pace Analytical Services, LLC.

Pace Analytical Services, LLC
7726 Moller Road
Indianapolis, IN 46268
(317)228-3100

SUMMARY OF DETECTION

Project: Amphenol
Pace Project No.: 50278041

Lab Sample ID Method	Client Sample ID Parameters	Result	Units	Report Limit	Analyzed	Qualifiers
50278041033	**FD-10SL**					
EPA 8260	1,1-Dichloroethane	0.0058	mg/kg	0.0054	01/21/21 13:15	
EPA 8260	Trichloroethene	0.0020J	mg/kg	0.0054	01/21/21 13:15	
SM 2540G	Percent Moisture	9.4	%	0.10	01/19/21 17:12	N2
50278041036	**GP-81SL (22.50'-23.00')**					
EPA 8260	Tetrachloroethene	0.0087	mg/kg	0.0055	01/20/21 09:00	
EPA 8260	Trichloroethene	0.0063	mg/kg	0.0055	01/20/21 09:00	
SM 2540G	Percent Moisture	14.8	%	0.10	01/20/21 16:53	N2
50278041037	**FD-8SL**					
EPA 8260	Methylene Chloride	0.0043J	mg/kg	0.029	01/20/21 09:34	
EPA 8260	Tetrachloroethene	0.16J	mg/kg	0.26	01/20/21 14:30	
SM 2540G	Percent Moisture	13.3	%	0.10	01/19/21 17:12	N2

This report shall not be reproduced, except in full,
without the written consent of Pace Analytical Services, LLC.

Pace Analytical Services, LLC
7726 Moller Road
Indianapolis, IN 46268
(317)228-3100

ANALYTICAL RESULTS

Project: Amphenol
Pace Project No.: 50278041

Sample: GP-74SL (13.00'-13.50') **Lab ID: 50278041001** Collected: 01/18/21 11:35 Received: 01/19/21 08:41 Matrix: Solid

Results reported on a "dry weight" basis and are adjusted for percent moisture, sample size and any dilutions.

Parameters	Results	Units	Report Limit	MDL	DF	Prepared	Analyzed	CAS No.	Qual
8260 MSV 5035A VOA	Analytical Method: EPA 8260								
	Pace Analytical Services - Indianapolis								
1,1-Dichloroethane	ND	mg/kg	0.25	0.018	50		01/20/21 13:17	75-34-3	
1,2-Dichloroethane	ND	mg/kg	0.25	0.020	50		01/20/21 13:17	107-06-2	
cis-1,2-Dichloroethene	ND	mg/kg	0.25	0.015	50		01/20/21 13:17	156-59-2	
trans-1,2-Dichloroethene	ND	mg/kg	0.25	0.011	50		01/20/21 13:17	156-60-5	
Methylene Chloride	ND	mg/kg	0.99	0.12	50		01/20/21 13:17	75-09-2	
Tetrachloroethene	**0.43**	mg/kg	0.25	0.015	50		01/20/21 13:17	127-18-4	
1,1,1-Trichloroethane	**0.066J**	mg/kg	0.25	0.011	50		01/20/21 13:17	71-55-6	
Trichloroethene	ND	mg/kg	0.25	0.0099	50		01/20/21 13:17	79-01-6	
Vinyl chloride	ND	mg/kg	0.25	0.0089	50		01/20/21 13:17	75-01-4	
Surrogates									
Dibromofluoromethane (S)	96	%.	73-133		50		01/20/21 13:17	1868-53-7	D4
Toluene-d8 (S)	96	%.	73-130		50		01/20/21 13:17	2037-26-5	
4-Bromofluorobenzene (S)	99	%.	55-129		50		01/20/21 13:17	460-00-4	
Percent Moisture	Analytical Method: SM 2540G								
	Pace Analytical Services - Indianapolis								
Percent Moisture	**8.9**	%	0.10	0.10	1		01/19/21 16:29		N2

This report shall not be reproduced, except in full,
without the written consent of Pace Analytical Services, LLC.

Pace Analytical Services, LLC
7726 Moller Road
Indianapolis, IN 46268
(317)228-3100

ANALYTICAL RESULTS

Project: Amphenol
Pace Project No.: 50278041

Sample: GP-74SL (21.00'-21.50') **Lab ID: 50278041002** Collected: 01/18/21 11:40 Received: 01/19/21 08:41 Matrix: Solid

Results reported on a "dry weight" basis and are adjusted for percent moisture, sample size and any dilutions.

Parameters	Results	Units	Report Limit	MDL	DF	Prepared	Analyzed	CAS No.	Qual
8260 MSV 5035A VOA	Analytical Method: EPA 8260								
	Pace Analytical Services - Indianapolis								
1,1-Dichloroethane	ND	mg/kg	0.0048	0.00061	1		01/19/21 18:57	75-34-3	
1,2-Dichloroethane	ND	mg/kg	0.0048	0.00073	1		01/19/21 18:57	107-06-2	
cis-1,2-Dichloroethene	ND	mg/kg	0.0048	0.00098	1		01/19/21 18:57	156-59-2	
trans-1,2-Dichloroethene	ND	mg/kg	0.0048	0.00080	1		01/19/21 18:57	156-60-5	
Methylene Chloride	ND	mg/kg	0.019	0.0023	1		01/19/21 18:57	75-09-2	
Tetrachloroethene	ND	mg/kg	0.0048	0.00057	1		01/19/21 18:57	127-18-4	
1,1,1-Trichloroethane	ND	mg/kg	0.0048	0.00057	1		01/19/21 18:57	71-55-6	
Trichloroethene	ND	mg/kg	0.0048	0.00093	1		01/19/21 18:57	79-01-6	
Vinyl chloride	ND	mg/kg	0.0048	0.00028	1		01/19/21 18:57	75-01-4	
Surrogates									
Dibromofluoromethane (S)	104	%.	73-133		1		01/19/21 18:57	1868-53-7	
Toluene-d8 (S)	102	%.	73-130		1		01/19/21 18:57	2037-26-5	
4-Bromofluorobenzene (S)	94	%.	55-129		1		01/19/21 18:57	460-00-4	
Percent Moisture	Analytical Method: SM 2540G								
	Pace Analytical Services - Indianapolis								
Percent Moisture	**12.1**	%	0.10	0.10	1		01/19/21 16:29		N2

This report shall not be reproduced, except in full,
without the written consent of Pace Analytical Services, LLC.

Pace Analytical Services, LLC
7726 Moller Road
Indianapolis, IN 46268
(317)228-3100

ANALYTICAL RESULTS

Project: Amphenol
Pace Project No.: 50278041

Sample: GP-74SL (21.50'-22.00') **Lab ID: 50278041003** Collected: 01/18/21 11:45 Received: 01/19/21 08:41 Matrix: Solid

Results reported on a "dry weight" basis and are adjusted for percent moisture, sample size and any dilutions.

Parameters	Results	Units	Report Limit	MDL	DF	Prepared	Analyzed	CAS No.	Qual
8260 MSV 5035A VOA	Analytical Method: EPA 8260								
	Pace Analytical Services - Indianapolis								
1,1-Dichloroethane	ND	mg/kg	0.0042	0.00053	1		01/19/21 19:31	75-34-3	
1,2-Dichloroethane	ND	mg/kg	0.0042	0.00063	1		01/19/21 19:31	107-06-2	
cis-1,2-Dichloroethene	ND	mg/kg	0.0042	0.00085	1		01/19/21 19:31	156-59-2	
trans-1,2-Dichloroethene	ND	mg/kg	0.0042	0.00069	1		01/19/21 19:31	156-60-5	
Methylene Chloride	ND	mg/kg	0.017	0.0020	1		01/19/21 19:31	75-09-2	
Tetrachloroethene	ND	mg/kg	0.0042	0.00049	1		01/19/21 19:31	127-18-4	
1,1,1-Trichloroethane	**0.0014J**	mg/kg	0.0042	0.00049	1		01/19/21 19:31	71-55-6	
Trichloroethene	ND	mg/kg	0.0042	0.00080	1		01/19/21 19:31	79-01-6	
Vinyl chloride	ND	mg/kg	0.0042	0.00024	1		01/19/21 19:31	75-01-4	
Surrogates									
Dibromofluoromethane (S)	108	%.	73-133		1		01/19/21 19:31	1868-53-7	
Toluene-d8 (S)	116	%.	73-130		1		01/19/21 19:31	2037-26-5	
4-Bromofluorobenzene (S)	76	%.	55-129		1		01/19/21 19:31	460-00-4	
Percent Moisture	Analytical Method: SM 2540G								
	Pace Analytical Services - Indianapolis								
Percent Moisture	**9.0**	%	0.10	0.10	1		01/19/21 16:29		N2

This report shall not be reproduced, except in full,
without the written consent of Pace Analytical Services, LLC.

Pace Analytical Services, LLC
7726 Moller Road
Indianapolis, IN 46268
(317)228-3100

ANALYTICAL RESULTS

Project: Amphenol
Pace Project No.: 50278041

Sample: GP-75SL (13.00'-13.50') **Lab ID: 50278041004** Collected: 01/18/21 12:30 Received: 01/19/21 08:41 Matrix: Solid

Results reported on a "dry weight" basis and are adjusted for percent moisture, sample size and any dilutions.

Parameters	Results	Units	Report Limit	MDL	DF	Prepared	Analyzed	CAS No.	Qual
8260 MSV 5035A VOA	Analytical Method: EPA 8260								
	Pace Analytical Services - Indianapolis								
1,1-Dichloroethane	ND	mg/kg	0.0053	0.00066	1		01/19/21 20:06	75-34-3	
1,2-Dichloroethane	ND	mg/kg	0.0053	0.00079	1		01/19/21 20:06	107-06-2	
cis-1,2-Dichloroethene	ND	mg/kg	0.0053	0.0011	1		01/19/21 20:06	156-59-2	
trans-1,2-Dichloroethene	ND	mg/kg	0.0053	0.00087	1		01/19/21 20:06	156-60-5	
Methylene Chloride	**0.0030J**	mg/kg	0.021	0.0025	1		01/19/21 20:06	75-09-2	
Tetrachloroethene	ND	mg/kg	0.0053	0.00062	1		01/19/21 20:06	127-18-4	
1,1,1-Trichloroethane	ND	mg/kg	0.0053	0.00062	1		01/19/21 20:06	71-55-6	
Trichloroethene	ND	mg/kg	0.0053	0.0010	1		01/19/21 20:06	79-01-6	
Vinyl chloride	ND	mg/kg	0.0053	0.00030	1		01/19/21 20:06	75-01-4	
Surrogates									
Dibromofluoromethane (S)	109	%.	73-133		1		01/19/21 20:06	1868-53-7	
Toluene-d8 (S)	105	%.	73-130		1		01/19/21 20:06	2037-26-5	
4-Bromofluorobenzene (S)	91	%.	55-129		1		01/19/21 20:06	460-00-4	
Percent Moisture	Analytical Method: SM 2540G								
	Pace Analytical Services - Indianapolis								
Percent Moisture	**6.0**	%	0.10	0.10	1		01/19/21 16:29		N2

This report shall not be reproduced, except in full,
without the written consent of Pace Analytical Services, LLC.

Pace Analytical Services, LLC
7726 Moller Road
Indianapolis, IN 46268
(317)228-3100

ANALYTICAL RESULTS

Project: Amphenol
Pace Project No.: 50278041

Sample: GP-75SL (22.00'-22.50') **Lab ID: 50278041005** Collected: 01/18/21 12:40 Received: 01/19/21 08:41 Matrix: Solid

Results reported on a "dry weight" basis and are adjusted for percent moisture, sample size and any dilutions.

Parameters	Results	Units	Report Limit	MDL	DF	Prepared	Analyzed	CAS No.	Qual
8260 MSV 5035A VOA	Analytical Method: EPA 8260								
	Pace Analytical Services - Indianapolis								
1,1-Dichloroethane	ND	mg/kg	0.0057	0.00072	1		01/19/21 20:40	75-34-3	
1,2-Dichloroethane	ND	mg/kg	0.0057	0.00086	1		01/19/21 20:40	107-06-2	
cis-1,2-Dichloroethene	ND	mg/kg	0.0057	0.0012	1		01/19/21 20:40	156-59-2	
trans-1,2-Dichloroethene	ND	mg/kg	0.0057	0.00094	1		01/19/21 20:40	156-60-5	
Methylene Chloride	ND	mg/kg	0.023	0.0027	1		01/19/21 20:40	75-09-2	
Tetrachloroethene	ND	mg/kg	0.0057	0.00067	1		01/19/21 20:40	127-18-4	
1,1,1-Trichloroethane	ND	mg/kg	0.0057	0.00068	1		01/19/21 20:40	71-55-6	
Trichloroethene	ND	mg/kg	0.0057	0.0011	1		01/19/21 20:40	79-01-6	
Vinyl chloride	ND	mg/kg	0.0057	0.00033	1		01/19/21 20:40	75-01-4	
Surrogates									
Dibromofluoromethane (S)	106	%.	73-133		1		01/19/21 20:40	1868-53-7	
Toluene-d8 (S)	102	%.	73-130		1		01/19/21 20:40	2037-26-5	
4-Bromofluorobenzene (S)	97	%.	55-129		1		01/19/21 20:40	460-00-4	
Percent Moisture	Analytical Method: SM 2540G								
	Pace Analytical Services - Indianapolis								
Percent Moisture	**12.6**	%	0.10	0.10	1		01/19/21 16:29		N2

This report shall not be reproduced, except in full,
without the written consent of Pace Analytical Services, LLC.

Pace Analytical Services, LLC
7726 Moller Road
Indianapolis, IN 46268
(317)228-3100

ANALYTICAL RESULTS

Project: Amphenol
Pace Project No.: 50278041

Sample: GP-75SL (22.50'-23.00') **Lab ID: 50278041006** Collected: 01/18/21 12:45 Received: 01/19/21 08:41 Matrix: Solid

Results reported on a "wet-weight" basis

Parameters	Results	Units	Report Limit	MDL	DF	Prepared	Analyzed	CAS No.	Qual
8260 MSV 5035A VOA	Analytical Method: EPA 8260								
	Pace Analytical Services - Indianapolis								
1,1-Dichloroethane	ND	mg/kg	0.0035	0.00045	1		01/19/21 21:14	75-34-3	
1,2-Dichloroethane	ND	mg/kg	0.0035	0.00053	1		01/19/21 21:14	107-06-2	
cis-1,2-Dichloroethene	ND	mg/kg	0.0035	0.00071	1		01/19/21 21:14	156-59-2	
trans-1,2-Dichloroethene	ND	mg/kg	0.0035	0.00058	1		01/19/21 21:14	156-60-5	
Methylene Chloride	ND	mg/kg	0.014	0.0017	1		01/19/21 21:14	75-09-2	
Tetrachloroethene	ND	mg/kg	0.0035	0.00042	1		01/19/21 21:14	127-18-4	
1,1,1-Trichloroethane	**0.0053**	mg/kg	0.0035	0.00042	1		01/19/21 21:14	71-55-6	
Trichloroethene	ND	mg/kg	0.0035	0.00068	1		01/19/21 21:14	79-01-6	
Vinyl chloride	ND	mg/kg	0.0035	0.00020	1		01/19/21 21:14	75-01-4	
Surrogates									
Dibromofluoromethane (S)	106	%.	73-133		1		01/19/21 21:14	1868-53-7	
Toluene-d8 (S)	110	%.	73-130		1		01/19/21 21:14	2037-26-5	
4-Bromofluorobenzene (S)	89	%.	55-129		1		01/19/21 21:14	460-00-4	

This report shall not be reproduced, except in full,
without the written consent of Pace Analytical Services, LLC.

Pace Analytical Services, LLC
7726 Moller Road
Indianapolis, IN 46268
(317)228-3100

ANALYTICAL RESULTS

Project: Amphenol
Pace Project No.: 50278041

Sample: GP-76SL (15.00'-15.50') **Lab ID: 50278041007** Collected: 01/18/21 14:25 Received: 01/19/21 08:41 Matrix: Solid

Results reported on a "dry weight" basis and are adjusted for percent moisture, sample size and any dilutions.

Parameters	Results	Units	Report Limit	MDL	DF	Prepared	Analyzed	CAS No.	Qual
8260 MSV 5035A VOA	Analytical Method: EPA 8260								
	Pace Analytical Services - Indianapolis								
1,1-Dichloroethane	ND	mg/kg	0.0059	0.00074	1		01/19/21 21:49	75-34-3	
1,2-Dichloroethane	ND	mg/kg	0.0059	0.00088	1		01/19/21 21:49	107-06-2	
cis-1,2-Dichloroethene	ND	mg/kg	0.0059	0.0012	1		01/19/21 21:49	156-59-2	
trans-1,2-Dichloroethene	ND	mg/kg	0.0059	0.00097	1		01/19/21 21:49	156-60-5	
Methylene Chloride	ND	mg/kg	0.023	0.0028	1		01/19/21 21:49	75-09-2	
Tetrachloroethene	**0.0027J**	mg/kg	0.0059	0.00069	1		01/19/21 21:49	127-18-4	
1,1,1-Trichloroethane	ND	mg/kg	0.0059	0.00069	1		01/19/21 21:49	71-55-6	
Trichloroethene	ND	mg/kg	0.0059	0.0011	1		01/19/21 21:49	79-01-6	
Vinyl chloride	ND	mg/kg	0.0059	0.00034	1		01/19/21 21:49	75-01-4	
Surrogates									
Dibromofluoromethane (S)	132	%.	73-133		1		01/19/21 21:49	1868-53-7	
Toluene-d8 (S)	93	%.	73-130		1		01/19/21 21:49	2037-26-5	
4-Bromofluorobenzene (S)	98	%.	55-129		1		01/19/21 21:49	460-00-4	
Percent Moisture	Analytical Method: SM 2540G								
	Pace Analytical Services - Indianapolis								
Percent Moisture	**7.7**	%	0.10	0.10	1		01/19/21 16:30		N2

This report shall not be reproduced, except in full,
without the written consent of Pace Analytical Services, LLC.

Pace Analytical Services, LLC
7726 Moller Road
Indianapolis, IN 46268
(317)228-3100

ANALYTICAL RESULTS

Project: Amphenol
Pace Project No.: 50278041

Sample: GP-76SL (23.25'-23.75') **Lab ID: 50278041008** Collected: 01/18/21 14:30 Received: 01/19/21 08:41 Matrix: Solid

Results reported on a "dry weight" basis and are adjusted for percent moisture, sample size and any dilutions.

Parameters	Results	Units	Report Limit	MDL	DF	Prepared	Analyzed	CAS No.	Qual
8260 MSV 5035A VOA	Analytical Method: EPA 8260								
	Pace Analytical Services - Indianapolis								
1,1-Dichloroethane	ND	mg/kg	0.0056	0.00071	1		01/19/21 22:23	75-34-3	
1,2-Dichloroethane	ND	mg/kg	0.0056	0.00085	1		01/19/21 22:23	107-06-2	
cis-1,2-Dichloroethene	ND	mg/kg	0.0056	0.0011	1		01/19/21 22:23	156-59-2	
trans-1,2-Dichloroethene	ND	mg/kg	0.0056	0.00093	1		01/19/21 22:23	156-60-5	
Methylene Chloride	ND	mg/kg	0.022	0.0027	1		01/19/21 22:23	75-09-2	
Tetrachloroethene	ND	mg/kg	0.0056	0.00066	1		01/19/21 22:23	127-18-4	
1,1,1-Trichloroethane	ND	mg/kg	0.0056	0.00066	1		01/19/21 22:23	71-55-6	
Trichloroethene	ND	mg/kg	0.0056	0.0011	1		01/19/21 22:23	79-01-6	
Vinyl chloride	ND	mg/kg	0.0056	0.00032	1		01/19/21 22:23	75-01-4	
Surrogates									
Dibromofluoromethane (S)	105	%.	73-133		1		01/19/21 22:23	1868-53-7	
Toluene-d8 (S)	102	%.	73-130		1		01/19/21 22:23	2037-26-5	
4-Bromofluorobenzene (S)	93	%.	55-129		1		01/19/21 22:23	460-00-4	
Percent Moisture	Analytical Method: SM 2540G								
	Pace Analytical Services - Indianapolis								
Percent Moisture	**7.8**	%	0.10	0.10	1		01/19/21 16:30		N2

This report shall not be reproduced, except in full,
without the written consent of Pace Analytical Services, LLC.

Pace Analytical Services, LLC
7726 Moller Road
Indianapolis, IN 46268
(317)228-3100

ANALYTICAL RESULTS

Project: Amphenol
Pace Project No.: 50278041

Sample: GP-76SL (23.75'-24.25') **Lab ID: 50278041009** Collected: 01/18/21 14:35 Received: 01/19/21 08:41 Matrix: Solid

Results reported on a "dry weight" basis and are adjusted for percent moisture, sample size and any dilutions.

Parameters	Results	Units	Report Limit	MDL	DF	Prepared	Analyzed	CAS No.	Qual
8260 MSV 5035A VOA	Analytical Method: EPA 8260								
	Pace Analytical Services - Indianapolis								
1,1-Dichloroethane	ND	mg/kg	0.0053	0.00085	1		01/20/21 05:33	75-34-3	
1,2-Dichloroethane	ND	mg/kg	0.0053	0.00057	1		01/20/21 05:33	107-06-2	
cis-1,2-Dichloroethene	ND	mg/kg	0.0053	0.00066	1		01/20/21 05:33	156-59-2	
trans-1,2-Dichloroethene	ND	mg/kg	0.0053	0.00095	1		01/20/21 05:33	156-60-5	
Methylene Chloride	**0.0028J**	mg/kg	0.021	0.0011	1		01/20/21 05:33	75-09-2	
Tetrachloroethene	ND	mg/kg	0.0053	0.00091	1		01/20/21 05:33	127-18-4	
1,1,1-Trichloroethane	**0.0069**	mg/kg	0.0053	0.00062	1		01/20/21 05:33	71-55-6	
Trichloroethene	**0.0013J**	mg/kg	0.0053	0.00078	1		01/20/21 05:33	79-01-6	
Vinyl chloride	ND	mg/kg	0.0053	0.00046	1		01/20/21 05:33	75-01-4	
Surrogates									
Dibromofluoromethane (S)	101	%.	73-133		1		01/20/21 05:33	1868-53-7	
Toluene-d8 (S)	108	%.	73-130		1		01/20/21 05:33	2037-26-5	
4-Bromofluorobenzene (S)	88	%.	55-129		1		01/20/21 05:33	460-00-4	
Percent Moisture	Analytical Method: SM 2540G								
	Pace Analytical Services - Indianapolis								
Percent Moisture	**9.7**	%	0.10	0.10	1		01/19/21 16:30		N2

This report shall not be reproduced, except in full,
without the written consent of Pace Analytical Services, LLC.

Pace Analytical Services, LLC
7726 Moller Road
Indianapolis, IN 46268
(317)228-3100

ANALYTICAL RESULTS

Project: Amphenol
Pace Project No.: 50278041

Sample: GP-77SL (14.50'-15.00') **Lab ID: 50278041010** Collected: 01/18/21 15:00 Received: 01/19/21 08:41 Matrix: Solid

Results reported on a "dry weight" basis and are adjusted for percent moisture, sample size and any dilutions.

Parameters	Results	Units	Report Limit	MDL	DF	Prepared	Analyzed	CAS No.	Qual
8260 MSV 5035A VOA	Analytical Method: EPA 8260								
	Pace Analytical Services - Indianapolis								
1,1-Dichloroethane	ND	mg/kg	0.0055	0.00040	1		01/20/21 15:44	75-34-3	
1,2-Dichloroethane	ND	mg/kg	0.0055	0.00044	1		01/20/21 15:44	107-06-2	
cis-1,2-Dichloroethene	ND	mg/kg	0.0055	0.00034	1		01/20/21 15:44	156-59-2	
trans-1,2-Dichloroethene	ND	mg/kg	0.0055	0.00025	1		01/20/21 15:44	156-60-5	
Methylene Chloride	ND	mg/kg	0.022	0.0027	1		01/20/21 15:44	75-09-2	
Tetrachloroethene	**0.0070**	mg/kg	0.0055	0.00033	1		01/20/21 15:44	127-18-4	
1,1,1-Trichloroethane	**0.00032J**	mg/kg	0.0055	0.00024	1		01/20/21 15:44	71-55-6	
Trichloroethene	ND	mg/kg	0.0055	0.00022	1		01/20/21 15:44	79-01-6	
Vinyl chloride	ND	mg/kg	0.0055	0.00020	1		01/20/21 15:44	75-01-4	
Surrogates									
Dibromofluoromethane (S)	100	%.	73-133		1		01/20/21 15:44	1868-53-7	
Toluene-d8 (S)	96	%.	73-130		1		01/20/21 15:44	2037-26-5	
4-Bromofluorobenzene (S)	95	%.	55-129		1		01/20/21 15:44	460-00-4	
Percent Moisture	Analytical Method: SM 2540G								
	Pace Analytical Services - Indianapolis								
Percent Moisture	**7.9**	%	0.10	0.10	1		01/19/21 16:30		N2

This report shall not be reproduced, except in full,
without the written consent of Pace Analytical Services, LLC.

Pace Analytical Services, LLC
7726 Moller Road
Indianapolis, IN 46268
(317)228-3100

ANALYTICAL RESULTS

Project: Amphenol
Pace Project No.: 50278041

Sample: GP-77SL (21.50'-22.00') **Lab ID: 50278041011** Collected: 01/18/21 15:15 Received: 01/19/21 08:41 Matrix: Solid

Results reported on a "dry weight" basis and are adjusted for percent moisture, sample size and any dilutions.

Parameters	Results	Units	Report Limit	MDL	DF	Prepared	Analyzed	CAS No.	Qual
8260 MSV 5035A VOA	Analytical Method: EPA 8260								
	Pace Analytical Services - Indianapolis								
1,1-Dichloroethane	**0.010**	mg/kg	0.0076	0.0012	1		01/20/21 06:08	75-34-3	
1,2-Dichloroethane	ND	mg/kg	0.0076	0.00083	1		01/20/21 06:08	107-06-2	
cis-1,2-Dichloroethene	ND	mg/kg	0.0076	0.00095	1		01/20/21 06:08	156-59-2	
trans-1,2-Dichloroethene	ND	mg/kg	0.0076	0.0014	1		01/20/21 06:08	156-60-5	
Methylene Chloride	**0.0028J**	mg/kg	0.031	0.0015	1		01/20/21 06:08	75-09-2	
Tetrachloroethene	ND	mg/kg	0.0076	0.0013	1		01/20/21 06:08	127-18-4	
1,1,1-Trichloroethane	ND	mg/kg	0.0076	0.00090	1		01/20/21 06:08	71-55-6	
Trichloroethene	**0.0019J**	mg/kg	0.0076	0.0011	1		01/20/21 06:08	79-01-6	
Vinyl chloride	ND	mg/kg	0.0076	0.00067	1		01/20/21 06:08	75-01-4	
Surrogates									
Dibromofluoromethane (S)	100	%.	73-133		1		01/20/21 06:08	1868-53-7	
Toluene-d8 (S)	106	%.	73-130		1		01/20/21 06:08	2037-26-5	
4-Bromofluorobenzene (S)	93	%.	55-129		1		01/20/21 06:08	460-00-4	
Percent Moisture	Analytical Method: SM 2540G								
	Pace Analytical Services - Indianapolis								
Percent Moisture	**12.4**	%	0.10	0.10	1		01/19/21 16:30		N2

This report shall not be reproduced, except in full,
without the written consent of Pace Analytical Services, LLC.

Pace Analytical Services, LLC
7726 Moller Road
Indianapolis, IN 46268
(317)228-3100

ANALYTICAL RESULTS

Project: Amphenol
Pace Project No.: 50278041

Sample: GP-77SL (22.00'-22.50') **Lab ID: 50278041012** Collected: 01/18/21 15:20 Received: 01/19/21 08:41 Matrix: Solid

Results reported on a "dry weight" basis and are adjusted for percent moisture, sample size and any dilutions.

Parameters	Results	Units	Report Limit	MDL	DF	Prepared	Analyzed	CAS No.	Qual
8260 MSV 5035A VOA	Analytical Method: EPA 8260								
	Pace Analytical Services - Indianapolis								
1,1-Dichloroethane	**0.0053**	mg/kg	0.0052	0.00084	1		01/20/21 06:42	75-34-3	
1,2-Dichloroethane	ND	mg/kg	0.0052	0.00057	1		01/20/21 06:42	107-06-2	
cis-1,2-Dichloroethene	ND	mg/kg	0.0052	0.00065	1		01/20/21 06:42	156-59-2	
trans-1,2-Dichloroethene	ND	mg/kg	0.0052	0.00094	1		01/20/21 06:42	156-60-5	
Methylene Chloride	**0.0026J**	mg/kg	0.021	0.0010	1		01/20/21 06:42	75-09-2	
Tetrachloroethene	ND	mg/kg	0.0052	0.00090	1		01/20/21 06:42	127-18-4	
1,1,1-Trichloroethane	ND	mg/kg	0.0052	0.00062	1		01/20/21 06:42	71-55-6	
Trichloroethene	ND	mg/kg	0.0052	0.00077	1		01/20/21 06:42	79-01-6	
Vinyl chloride	ND	mg/kg	0.0052	0.00046	1		01/20/21 06:42	75-01-4	
Surrogates									
Dibromofluoromethane (S)	107	%.	73-133		1		01/20/21 06:42	1868-53-7	
Toluene-d8 (S)	121	%.	73-130		1		01/20/21 06:42	2037-26-5	
4-Bromofluorobenzene (S)	80	%.	55-129		1		01/20/21 06:42	460-00-4	
Percent Moisture	Analytical Method: SM 2540G								
	Pace Analytical Services - Indianapolis								
Percent Moisture	**8.1**	%	0.10	0.10	1		01/19/21 16:31		N2

This report shall not be reproduced, except in full,
without the written consent of Pace Analytical Services, LLC.

Pace Analytical Services, LLC
7726 Moller Road
Indianapolis, IN 46268
(317)228-3100

ANALYTICAL RESULTS

Project: Amphenol
Pace Project No.: 50278041

Sample: GP-78SL (15.00'-15.25') **Lab ID: 50278041013** Collected: 01/18/21 16:09 Received: 01/19/21 08:41 Matrix: Solid

Results reported on a "dry weight" basis and are adjusted for percent moisture, sample size and any dilutions.

Parameters	Results	Units	Report Limit	MDL	DF	Prepared	Analyzed	CAS No.	Qual
8260 MSV 5035A VOA	Analytical Method: EPA 8260								
	Pace Analytical Services - Indianapolis								
1,1-Dichloroethane	ND	mg/kg	0.0090	0.0014	1		01/20/21 07:17	75-34-3	
1,2-Dichloroethane	ND	mg/kg	0.0090	0.00097	1		01/20/21 07:17	107-06-2	
cis-1,2-Dichloroethene	ND	mg/kg	0.0090	0.0011	1		01/20/21 07:17	156-59-2	
trans-1,2-Dichloroethene	ND	mg/kg	0.0090	0.0016	1		01/20/21 07:17	156-60-5	
Methylene Chloride	**0.0050J**	mg/kg	0.036	0.0018	1		01/20/21 07:17	75-09-2	
Tetrachloroethene	**0.065**	mg/kg	0.0090	0.0015	1		01/20/21 07:17	127-18-4	
1,1,1-Trichloroethane	**0.0050J**	mg/kg	0.0090	0.0011	1		01/20/21 07:17	71-55-6	
Trichloroethene	ND	mg/kg	0.0090	0.0013	1		01/20/21 07:17	79-01-6	
Vinyl chloride	ND	mg/kg	0.0090	0.00079	1		01/20/21 07:17	75-01-4	
Surrogates									
Dibromofluoromethane (S)	103	%.	73-133		1		01/20/21 07:17	1868-53-7	
Toluene-d8 (S)	114	%.	73-130		1		01/20/21 07:17	2037-26-5	
4-Bromofluorobenzene (S)	82	%.	55-129		1		01/20/21 07:17	460-00-4	
Percent Moisture	Analytical Method: SM 2540G								
	Pace Analytical Services - Indianapolis								
Percent Moisture	**5.2**	%	0.10	0.10	1		01/19/21 16:31		N2

This report shall not be reproduced, except in full,
without the written consent of Pace Analytical Services, LLC.

Pace Analytical Services, LLC
7726 Moller Road
Indianapolis, IN 46268
(317)228-3100

ANALYTICAL RESULTS

Project: Amphenol
Pace Project No.: 50278041

Sample: GP-78SL (20.50'-21.00') **Lab ID: 50278041014** Collected: 01/18/21 16:25 Received: 01/19/21 08:41 Matrix: Solid

Results reported on a "dry weight" basis and are adjusted for percent moisture, sample size and any dilutions.

Parameters	Results	Units	Report Limit	MDL	DF	Prepared	Analyzed	CAS No.	Qual
8260 MSV 5035A VOA	Analytical Method: EPA 8260								
	Pace Analytical Services - Indianapolis								
1,1-Dichloroethane	ND	mg/kg	0.0054	0.00086	1		01/20/21 07:51	75-34-3	
1,2-Dichloroethane	ND	mg/kg	0.0054	0.00058	1		01/20/21 07:51	107-06-2	
cis-1,2-Dichloroethene	ND	mg/kg	0.0054	0.00067	1		01/20/21 07:51	156-59-2	
trans-1,2-Dichloroethene	ND	mg/kg	0.0054	0.00097	1		01/20/21 07:51	156-60-5	
Methylene Chloride	**0.0024J**	mg/kg	0.021	0.0011	1		01/20/21 07:51	75-09-2	
Tetrachloroethene	ND	mg/kg	0.0054	0.00092	1		01/20/21 07:51	127-18-4	
1,1,1-Trichloroethane	**0.0097**	mg/kg	0.0054	0.00063	1		01/20/21 07:51	71-55-6	
Trichloroethene	**0.0019J**	mg/kg	0.0054	0.00079	1		01/20/21 07:51	79-01-6	
Vinyl chloride	ND	mg/kg	0.0054	0.00047	1		01/20/21 07:51	75-01-4	
Surrogates									
Dibromofluoromethane (S)	100	%.	73-133		1		01/20/21 07:51	1868-53-7	
Toluene-d8 (S)	107	%.	73-130		1		01/20/21 07:51	2037-26-5	
4-Bromofluorobenzene (S)	88	%.	55-129		1		01/20/21 07:51	460-00-4	
Percent Moisture	Analytical Method: SM 2540G								
	Pace Analytical Services - Indianapolis								
Percent Moisture	**10.9**	%	0.10	0.10	1		01/19/21 16:31		N2

This report shall not be reproduced, except in full,
without the written consent of Pace Analytical Services, LLC.

Pace Analytical Services, LLC
7726 Moller Road
Indianapolis, IN 46268
(317)228-3100

ANALYTICAL RESULTS

Project: Amphenol
Pace Project No.: 50278041

Sample: GP-78SL (21.00'-21.50') **Lab ID: 50278041015** Collected: 01/18/21 16:30 Received: 01/19/21 08:41 Matrix: Solid

Results reported on a "dry weight" basis and are adjusted for percent moisture, sample size and any dilutions.

Parameters	Results	Units	Report Limit	MDL	DF	Prepared	Analyzed	CAS No.	Qual
8260 MSV 5035A VOA	Analytical Method: EPA 8260								
	Pace Analytical Services - Indianapolis								
1,1-Dichloroethane	**0.0051**	mg/kg	0.0046	0.00075	1		01/20/21 08:25	75-34-3	
1,2-Dichloroethane	ND	mg/kg	0.0046	0.00050	1		01/20/21 08:25	107-06-2	
cis-1,2-Dichloroethene	ND	mg/kg	0.0046	0.00058	1		01/20/21 08:25	156-59-2	
trans-1,2-Dichloroethene	ND	mg/kg	0.0046	0.00084	1		01/20/21 08:25	156-60-5	
Methylene Chloride	**0.0023J**	mg/kg	0.019	0.00093	1		01/20/21 08:25	75-09-2	
Tetrachloroethene	ND	mg/kg	0.0046	0.00080	1		01/20/21 08:25	127-18-4	
1,1,1-Trichloroethane	**0.0036J**	mg/kg	0.0046	0.00055	1		01/20/21 08:25	71-55-6	
Trichloroethene	ND	mg/kg	0.0046	0.00069	1		01/20/21 08:25	79-01-6	
Vinyl chloride	ND	mg/kg	0.0046	0.00041	1		01/20/21 08:25	75-01-4	
Surrogates									
Dibromofluoromethane (S)	103	%.	73-133		1		01/20/21 08:25	1868-53-7	
Toluene-d8 (S)	119	%.	73-130		1		01/20/21 08:25	2037-26-5	
4-Bromofluorobenzene (S)	79	%.	55-129		1		01/20/21 08:25	460-00-4	
Percent Moisture	Analytical Method: SM 2540G								
	Pace Analytical Services - Indianapolis								
Percent Moisture	**7.7**	%	0.10	0.10	1		01/19/21 16:31		N2

This report shall not be reproduced, except in full,
without the written consent of Pace Analytical Services, LLC.

Pace Analytical Services, LLC
7726 Moller Road
Indianapolis, IN 46268
(317)228-3100

ANALYTICAL RESULTS

Project: Amphenol
Pace Project No.: 50278041

Sample: GP-78SL (24.50'-25.00') **Lab ID: 50278041016** Collected: 01/18/21 16:35 Received: 01/19/21 08:41 Matrix: Solid

Results reported on a "dry weight" basis and are adjusted for percent moisture, sample size and any dilutions.

Parameters	Results	Units	Report Limit	MDL	DF	Prepared	Analyzed	CAS No.	Qual
8260 MSV 5035A VOA	Analytical Method: EPA 8260								
	Pace Analytical Services - Indianapolis								
1,1-Dichloroethane	ND	mg/kg	0.0059	0.00074	1		01/20/21 01:15	75-34-3	
1,2-Dichloroethane	ND	mg/kg	0.0059	0.00088	1		01/20/21 01:15	107-06-2	
cis-1,2-Dichloroethene	ND	mg/kg	0.0059	0.0012	1		01/20/21 01:15	156-59-2	
trans-1,2-Dichloroethene	ND	mg/kg	0.0059	0.00097	1		01/20/21 01:15	156-60-5	
Methylene Chloride	**0.0031J**	mg/kg	0.023	0.0028	1		01/20/21 01:15	75-09-2	
Tetrachloroethene	ND	mg/kg	0.0059	0.00069	1		01/20/21 01:15	127-18-4	
1,1,1-Trichloroethane	ND	mg/kg	0.0059	0.00069	1		01/20/21 01:15	71-55-6	
Trichloroethene	ND	mg/kg	0.0059	0.0011	1		01/20/21 01:15	79-01-6	
Vinyl chloride	ND	mg/kg	0.0059	0.00034	1		01/20/21 01:15	75-01-4	
Surrogates									
Dibromofluoromethane (S)	111	%.	73-133		1		01/20/21 01:15	1868-53-7	
Toluene-d8 (S)	112	%.	73-130		1		01/20/21 01:15	2037-26-5	
4-Bromofluorobenzene (S)	83	%.	55-129		1		01/20/21 01:15	460-00-4	
Percent Moisture	Analytical Method: SM 2540G								
	Pace Analytical Services - Indianapolis								
Percent Moisture	**7.8**	%	0.10	0.10	1		01/19/21 16:31		N2

This report shall not be reproduced, except in full,
without the written consent of Pace Analytical Services, LLC.

Pace Analytical Services, LLC
7726 Moller Road
Indianapolis, IN 46268
(317)228-3100

ANALYTICAL RESULTS

Project: Amphenol
Pace Project No.: 50278041

Sample: GP-79SL (14.50'-15.00') **Lab ID: 50278041017** Collected: 01/18/21 09:15 Received: 01/19/21 08:41 Matrix: Solid

Results reported on a "dry weight" basis and are adjusted for percent moisture, sample size and any dilutions.

Parameters	Results	Units	Report Limit	MDL	DF	Prepared	Analyzed	CAS No.	Qual
8260 MSV 5035A VOA	Analytical Method: EPA 8260								
	Pace Analytical Services - Indianapolis								
1,1-Dichloroethane	ND	mg/kg	0.66	0.11	100		01/19/21 22:06	75-34-3	
1,2-Dichloroethane	ND	mg/kg	0.66	0.072	100		01/19/21 22:06	107-06-2	
cis-1,2-Dichloroethene	ND	mg/kg	0.66	0.083	100		01/19/21 22:06	156-59-2	
trans-1,2-Dichloroethene	ND	mg/kg	0.66	0.12	100		01/19/21 22:06	156-60-5	
Methylene Chloride	ND	mg/kg	2.7	0.13	100		01/19/21 22:06	75-09-2	
Tetrachloroethene	**1.9**	mg/kg	0.66	0.11	100		01/19/21 22:06	127-18-4	
1,1,1-Trichloroethane	ND	mg/kg	0.66	0.078	100		01/19/21 22:06	71-55-6	
Trichloroethene	ND	mg/kg	0.66	0.098	100		01/19/21 22:06	79-01-6	
Vinyl chloride	ND	mg/kg	0.66	0.058	100		01/19/21 22:06	75-01-4	
Surrogates									
Dibromofluoromethane (S)	98	%.	73-133		100		01/19/21 22:06	1868-53-7	D4
Toluene-d8 (S)	100	%.	73-130		100		01/19/21 22:06	2037-26-5	
4-Bromofluorobenzene (S)	99	%.	55-129		100		01/19/21 22:06	460-00-4	
Percent Moisture	Analytical Method: SM 2540G								
	Pace Analytical Services - Indianapolis								
Percent Moisture	**6.9**	%	0.10	0.10	1		01/19/21 16:32		N2

This report shall not be reproduced, except in full,
without the written consent of Pace Analytical Services, LLC.

Pace Analytical Services, LLC
7726 Moller Road
Indianapolis, IN 46268
(317)228-3100

ANALYTICAL RESULTS

Project: Amphenol
Pace Project No.: 50278041

Sample: GP-79SL (22.50'-23.00') **Lab ID: 50278041018** Collected: 01/18/21 09:35 Received: 01/19/21 08:41 Matrix: Solid

Results reported on a "dry weight" basis and are adjusted for percent moisture, sample size and any dilutions.

Parameters	Results	Units	Report Limit	MDL	DF	Prepared	Analyzed	CAS No.	Qual
8260 MSV 5035A VOA	Analytical Method: EPA 8260								
	Pace Analytical Services - Indianapolis								
1,1-Dichloroethane	ND	mg/kg	0.0051	0.00038	1		01/20/21 16:57	75-34-3	
1,2-Dichloroethane	ND	mg/kg	0.0051	0.00041	1		01/20/21 16:57	107-06-2	
cis-1,2-Dichloroethene	ND	mg/kg	0.0051	0.00032	1		01/20/21 16:57	156-59-2	
trans-1,2-Dichloroethene	ND	mg/kg	0.0051	0.00024	1		01/20/21 16:57	156-60-5	
Methylene Chloride	ND	mg/kg	0.020	0.0025	1		01/20/21 16:57	75-09-2	
Tetrachloroethene	**0.017**	mg/kg	0.0051	0.00031	1		01/20/21 16:57	127-18-4	
1,1,1-Trichloroethane	**0.0017J**	mg/kg	0.0051	0.00023	1		01/20/21 16:57	71-55-6	
Trichloroethene	**0.0012J**	mg/kg	0.0051	0.00020	1		01/20/21 16:57	79-01-6	
Vinyl chloride	ND	mg/kg	0.0051	0.00018	1		01/20/21 16:57	75-01-4	
Surrogates									
Dibromofluoromethane (S)	106	%.	73-133		1		01/20/21 16:57	1868-53-7	
Toluene-d8 (S)	94	%.	73-130		1		01/20/21 16:57	2037-26-5	
4-Bromofluorobenzene (S)	91	%.	55-129		1		01/20/21 16:57	460-00-4	
Percent Moisture	Analytical Method: SM 2540G								
	Pace Analytical Services - Indianapolis								
Percent Moisture	**16.9**	%	0.10	0.10	1		01/19/21 16:32		N2

This report shall not be reproduced, except in full,
without the written consent of Pace Analytical Services, LLC.

Pace Analytical Services, LLC
7726 Moller Road
Indianapolis, IN 46268
(317)228-3100

ANALYTICAL RESULTS

Project: Amphenol
Pace Project No.: 50278041

Sample: GP-79SL (23.00'-23.50') **Lab ID: 50278041019** Collected: 01/18/21 09:40 Received: 01/19/21 08:41 Matrix: Solid

Results reported on a "dry weight" basis and are adjusted for percent moisture, sample size and any dilutions.

Parameters	Results	Units	Report Limit	MDL	DF	Prepared	Analyzed	CAS No.	Qual
8260 MSV 5035A VOA	Analytical Method: EPA 8260								
	Pace Analytical Services - Indianapolis								
1,1-Dichloroethane	**0.0011J**	mg/kg	0.0044	0.00032	1		01/20/21 17:22	75-34-3	
1,2-Dichloroethane	ND	mg/kg	0.0044	0.00035	1		01/20/21 17:22	107-06-2	
cis-1,2-Dichloroethene	**0.0012J**	mg/kg	0.0044	0.00027	1		01/20/21 17:22	156-59-2	
trans-1,2-Dichloroethene	ND	mg/kg	0.0044	0.00020	1		01/20/21 17:22	156-60-5	
Methylene Chloride	ND	mg/kg	0.017	0.0021	1		01/20/21 17:22	75-09-2	
Tetrachloroethene	**0.0019J**	mg/kg	0.0044	0.00026	1		01/20/21 17:22	127-18-4	
1,1,1-Trichloroethane	**0.00099J**	mg/kg	0.0044	0.00019	1		01/20/21 17:22	71-55-6	
Trichloroethene	**1.9**	mg/kg	0.22	0.0088	50		01/21/21 12:23	79-01-6	
Vinyl chloride	ND	mg/kg	0.0044	0.00016	1		01/20/21 17:22	75-01-4	
Surrogates									
Dibromofluoromethane (S)	102	%.	73-133		1		01/20/21 17:22	1868-53-7	
Toluene-d8 (S)	111	%.	73-130		1		01/20/21 17:22	2037-26-5	
4-Bromofluorobenzene (S)	82	%.	55-129		1		01/20/21 17:22	460-00-4	
Percent Moisture	Analytical Method: SM 2540G								
	Pace Analytical Services - Indianapolis								
Percent Moisture	**11.0**	%	0.10	0.10	1		01/19/21 16:32		N2

This report shall not be reproduced, except in full,
without the written consent of Pace Analytical Services, LLC.

Pace Analytical Services, LLC
7726 Moller Road
Indianapolis, IN 46268
(317)228-3100

ANALYTICAL RESULTS

Project: Amphenol
Pace Project No.: 50278041

Sample: GP-79SL (24.00'-24.50') **Lab ID: 50278041020** Collected: 01/18/21 09:45 Received: 01/19/21 08:41 Matrix: Solid

Results reported on a "dry weight" basis and are adjusted for percent moisture, sample size and any dilutions.

Parameters	Results	Units	Report Limit	MDL	DF	Prepared	Analyzed	CAS No.	Qual
8260 MSV 5035A VOA	Analytical Method: EPA 8260								
	Pace Analytical Services - Indianapolis								
1,1-Dichloroethane	ND	mg/kg	0.0042	0.00031	1		01/20/21 17:46	75-34-3	
1,2-Dichloroethane	ND	mg/kg	0.0042	0.00033	1		01/20/21 17:46	107-06-2	
cis-1,2-Dichloroethene	ND	mg/kg	0.0042	0.00026	1		01/20/21 17:46	156-59-2	
trans-1,2-Dichloroethene	ND	mg/kg	0.0042	0.00019	1		01/20/21 17:46	156-60-5	
Methylene Chloride	ND	mg/kg	0.017	0.0020	1		01/20/21 17:46	75-09-2	
Tetrachloroethene	**0.0043**	mg/kg	0.0042	0.00025	1		01/20/21 17:46	127-18-4	
1,1,1-Trichloroethane	**0.00027J**	mg/kg	0.0042	0.00018	1		01/20/21 17:46	71-55-6	
Trichloroethene	**0.00046J**	mg/kg	0.0042	0.00017	1		01/20/21 17:46	79-01-6	
Vinyl chloride	ND	mg/kg	0.0042	0.00015	1		01/20/21 17:46	75-01-4	
Surrogates									
Dibromofluoromethane (S)	105	%.	73-133		1		01/20/21 17:46	1868-53-7	
Toluene-d8 (S)	107	%.	73-130		1		01/20/21 17:46	2037-26-5	
4-Bromofluorobenzene (S)	78	%.	55-129		1		01/20/21 17:46	460-00-4	
Percent Moisture	Analytical Method: SM 2540G								
	Pace Analytical Services - Indianapolis								
Percent Moisture	**5.6**	%	0.10	0.10	1		01/19/21 16:32		N2

This report shall not be reproduced, except in full,
without the written consent of Pace Analytical Services, LLC.

Pace Analytical Services, LLC
7726 Moller Road
Indianapolis, IN 46268
(317)228-3100

ANALYTICAL RESULTS

Project: Amphenol
Pace Project No.: 50278041

Sample: GP-80SL (14.50'-15.00') **Lab ID: 50278041021** Collected: 01/18/21 10:12 Received: 01/19/21 08:41 Matrix: Solid

Results reported on a "dry weight" basis and are adjusted for percent moisture, sample size and any dilutions.

Parameters	Results	Units	Report Limit	MDL	DF	Prepared	Analyzed	CAS No.	Qual
8260 MSV 5035A VOA	Analytical Method: EPA 8260								
	Pace Analytical Services - Indianapolis								
1,1-Dichloroethane	ND	mg/kg	0.0052	0.00039	1		01/20/21 18:11	75-34-3	
1,2-Dichloroethane	ND	mg/kg	0.0052	0.00042	1		01/20/21 18:11	107-06-2	
cis-1,2-Dichloroethene	ND	mg/kg	0.0052	0.00032	1		01/20/21 18:11	156-59-2	
trans-1,2-Dichloroethene	ND	mg/kg	0.0052	0.00024	1		01/20/21 18:11	156-60-5	
Methylene Chloride	ND	mg/kg	0.021	0.0025	1		01/20/21 18:11	75-09-2	
Tetrachloroethene	**0.18**	mg/kg	0.0052	0.00031	1		01/20/21 18:11	127-18-4	
1,1,1-Trichloroethane	**0.0090**	mg/kg	0.0052	0.00023	1		01/20/21 18:11	71-55-6	
Trichloroethene	**0.015**	mg/kg	0.0052	0.00021	1		01/20/21 18:11	79-01-6	
Vinyl chloride	ND	mg/kg	0.0052	0.00019	1		01/20/21 18:11	75-01-4	
Surrogates									
Dibromofluoromethane (S)	104	%.	73-133		1		01/20/21 18:11	1868-53-7	
Toluene-d8 (S)	101	%.	73-130		1		01/20/21 18:11	2037-26-5	
4-Bromofluorobenzene (S)	73	%.	55-129		1		01/20/21 18:11	460-00-4	
Percent Moisture	Analytical Method: SM 2540G								
	Pace Analytical Services - Indianapolis								
Percent Moisture	**5.4**	%	0.10	0.10	1		01/19/21 17:10		N2

This report shall not be reproduced, except in full,
without the written consent of Pace Analytical Services, LLC.

Pace Analytical Services, LLC
7726 Moller Road
Indianapolis, IN 46268
(317)228-3100

ANALYTICAL RESULTS

Project: Amphenol
Pace Project No.: 50278041

Sample: GP-80SL (22.50'-23.00') **Lab ID: 50278041022** Collected: 01/18/21 10:15 Received: 01/19/21 08:41 Matrix: Solid

Results reported on a "dry weight" basis and are adjusted for percent moisture, sample size and any dilutions.

Parameters	Results	Units	Report Limit	MDL	DF	Prepared	Analyzed	CAS No.	Qual
8260 MSV 5035A VOA	Analytical Method: EPA 8260								
	Pace Analytical Services - Indianapolis								
1,1-Dichloroethane	ND	mg/kg	0.54	0.087	100		01/20/21 02:07	75-34-3	
1,2-Dichloroethane	ND	mg/kg	0.54	0.059	100		01/20/21 02:07	107-06-2	
cis-1,2-Dichloroethene	ND	mg/kg	0.54	0.067	100		01/20/21 02:07	156-59-2	
trans-1,2-Dichloroethene	ND	mg/kg	0.54	0.098	100		01/20/21 02:07	156-60-5	
Methylene Chloride	ND	mg/kg	2.2	0.11	100		01/20/21 02:07	75-09-2	
Tetrachloroethene	**4.3**	mg/kg	0.54	0.094	100		01/20/21 02:07	127-18-4	
1,1,1-Trichloroethane	ND	mg/kg	0.54	0.064	100		01/20/21 02:07	71-55-6	
Trichloroethene	**0.72**	mg/kg	0.54	0.080	100		01/20/21 02:07	79-01-6	
Vinyl chloride	ND	mg/kg	0.54	0.048	100		01/20/21 02:07	75-01-4	
Surrogates									
Dibromofluoromethane (S)	99	%.	73-133		100		01/20/21 02:07	1868-53-7	D4
Toluene-d8 (S)	98	%.	73-130		100		01/20/21 02:07	2037-26-5	
4-Bromofluorobenzene (S)	99	%.	55-129		100		01/20/21 02:07	460-00-4	
Percent Moisture	Analytical Method: SM 2540G								
	Pace Analytical Services - Indianapolis								
Percent Moisture	**13.1**	%	0.10	0.10	1		01/19/21 17:10		N2

This report shall not be reproduced, except in full,
without the written consent of Pace Analytical Services, LLC.

Pace Analytical Services, LLC
7726 Moller Road
Indianapolis, IN 46268
(317)228-3100

ANALYTICAL RESULTS

Project: Amphenol
Pace Project No.: 50278041

Sample: GP-80SL (23.00'-23.50') **Lab ID: 50278041023** Collected: 01/18/21 10:20 Received: 01/19/21 08:41 Matrix: Solid

Results reported on a "dry weight" basis and are adjusted for percent moisture, sample size and any dilutions.

Parameters	Results	Units	Report Limit	MDL	DF	Prepared	Analyzed	CAS No.	Qual
8260 MSV 5035A VOA	Analytical Method: EPA 8260								
	Pace Analytical Services - Indianapolis								
1,1-Dichloroethane	ND	mg/kg	0.45	0.072	100		01/20/21 02:41	75-34-3	
1,2-Dichloroethane	ND	mg/kg	0.45	0.048	100		01/20/21 02:41	107-06-2	
cis-1,2-Dichloroethene	ND	mg/kg	0.45	0.056	100		01/20/21 02:41	156-59-2	
trans-1,2-Dichloroethene	ND	mg/kg	0.45	0.081	100		01/20/21 02:41	156-60-5	
Methylene Chloride	ND	mg/kg	1.8	0.089	100		01/20/21 02:41	75-09-2	
Tetrachloroethene	**393**	mg/kg	22.4	1.3	5000		01/20/21 13:41	127-18-4	
1,1,1-Trichloroethane	ND	mg/kg	0.45	0.053	100		01/20/21 02:41	71-55-6	
Trichloroethene	**3.2**	mg/kg	0.45	0.066	100		01/20/21 02:41	79-01-6	
Vinyl chloride	ND	mg/kg	0.45	0.039	100		01/20/21 02:41	75-01-4	
Surrogates									
Dibromofluoromethane (S)	95	%.	73-133		100		01/20/21 02:41	1868-53-7	D4
Toluene-d8 (S)	98	%.	73-130		100		01/20/21 02:41	2037-26-5	
4-Bromofluorobenzene (S)	101	%.	55-129		100		01/20/21 02:41	460-00-4	
Percent Moisture	Analytical Method: SM 2540G								
	Pace Analytical Services - Indianapolis								
Percent Moisture	**8.9**	%	0.10	0.10	1		01/19/21 17:11		N2

This report shall not be reproduced, except in full,
without the written consent of Pace Analytical Services, LLC.

Pace Analytical Services, LLC
7726 Moller Road
Indianapolis, IN 46268
(317)228-3100

ANALYTICAL RESULTS

Project: Amphenol
Pace Project No.: 50278041

Sample: GP-80SL (24.50'-25.00') **Lab ID: 50278041024** Collected: 01/18/21 10:05 Received: 01/19/21 08:41 Matrix: Solid

Results reported on a "dry weight" basis and are adjusted for percent moisture, sample size and any dilutions.

Parameters	Results	Units	Report Limit	MDL	DF	Prepared	Analyzed	CAS No.	Qual
8260 MSV 5035A VOA	Analytical Method: EPA 8260								
	Pace Analytical Services - Indianapolis								
1,1-Dichloroethane	ND	mg/kg	0.26	0.019	50		01/20/21 14:55	75-34-3	
1,2-Dichloroethane	ND	mg/kg	0.26	0.021	50		01/20/21 14:55	107-06-2	
cis-1,2-Dichloroethene	ND	mg/kg	0.26	0.016	50		01/20/21 14:55	156-59-2	
trans-1,2-Dichloroethene	ND	mg/kg	0.26	0.012	50		01/20/21 14:55	156-60-5	
Methylene Chloride	ND	mg/kg	1.0	0.13	50		01/20/21 14:55	75-09-2	
Tetrachloroethene	**1.4**	mg/kg	0.26	0.016	50		01/20/21 14:55	127-18-4	
1,1,1-Trichloroethane	ND	mg/kg	0.26	0.011	50		01/20/21 14:55	71-55-6	
Trichloroethene	ND	mg/kg	0.26	0.010	50		01/20/21 14:55	79-01-6	
Vinyl chloride	ND	mg/kg	0.26	0.0093	50		01/20/21 14:55	75-01-4	
Surrogates									
Dibromofluoromethane (S)	93	%.	73-133		50		01/20/21 14:55	1868-53-7	D4
Toluene-d8 (S)	93	%.	73-130		50		01/20/21 14:55	2037-26-5	
4-Bromofluorobenzene (S)	101	%.	55-129		50		01/20/21 14:55	460-00-4	
Percent Moisture	Analytical Method: SM 2540G								
	Pace Analytical Services - Indianapolis								
Percent Moisture	**14.5**	%	0.10	0.10	1		01/19/21 17:11		N2

This report shall not be reproduced, except in full,
without the written consent of Pace Analytical Services, LLC.

Pace Analytical Services, LLC
7726 Moller Road
Indianapolis, IN 46268
(317)228-3100

ANALYTICAL RESULTS

Project: Amphenol
Pace Project No.: 50278041

Sample: GP-80SL (24.00'-24.50') **Lab ID: 50278041025** Collected: 01/18/21 10:25 Received: 01/19/21 08:41 Matrix: Solid

Results reported on a "dry weight" basis and are adjusted for percent moisture, sample size and any dilutions.

Parameters	Results	Units	Report Limit	MDL	DF	Prepared	Analyzed	CAS No.	Qual
8260 MSV 5035A VOA	Analytical Method: EPA 8260								
	Pace Analytical Services - Indianapolis								
1,1-Dichloroethane	ND	mg/kg	5.0	0.37	1000		01/20/21 15:19	75-34-3	
1,2-Dichloroethane	ND	mg/kg	5.0	0.40	1000		01/20/21 15:19	107-06-2	
cis-1,2-Dichloroethene	ND	mg/kg	5.0	0.31	1000		01/20/21 15:19	156-59-2	
trans-1,2-Dichloroethene	ND	mg/kg	5.0	0.23	1000		01/20/21 15:19	156-60-5	
Methylene Chloride	ND	mg/kg	20.1	2.4	1000		01/20/21 15:19	75-09-2	
Tetrachloroethene	**35.2**	mg/kg	5.0	0.30	1000		01/20/21 15:19	127-18-4	
1,1,1-Trichloroethane	ND	mg/kg	5.0	0.22	1000		01/20/21 15:19	71-55-6	
Trichloroethene	ND	mg/kg	5.0	0.20	1000		01/20/21 15:19	79-01-6	
Vinyl chloride	ND	mg/kg	5.0	0.18	1000		01/20/21 15:19	75-01-4	
Surrogates									
Dibromofluoromethane (S)	101	%.	73-133		1000		01/20/21 15:19	1868-53-7	D4
Toluene-d8 (S)	93	%.	73-130		1000		01/20/21 15:19	2037-26-5	
4-Bromofluorobenzene (S)	99	%.	55-129		1000		01/20/21 15:19	460-00-4	
Percent Moisture	Analytical Method: SM 2540G								
	Pace Analytical Services - Indianapolis								
Percent Moisture	**8.8**	%	0.10	0.10	1		01/19/21 17:11		N2

This report shall not be reproduced, except in full,
without the written consent of Pace Analytical Services, LLC.

Pace Analytical Services, LLC
7726 Moller Road
Indianapolis, IN 46268
(317)228-3100

ANALYTICAL RESULTS

Project: Amphenol
Pace Project No.: 50278041

Sample: GP-81SL (15.00'-15.50') **Lab ID: 50278041026** Collected: 01/18/21 10:50 Received: 01/19/21 08:41 Matrix: Solid

Results reported on a "dry weight" basis and are adjusted for percent moisture, sample size and any dilutions.

Parameters	Results	Units	Report Limit	MDL	DF	Prepared	Analyzed	CAS No.	Qual
8260 MSV 5035A VOA	Analytical Method: EPA 8260								
	Pace Analytical Services - Indianapolis								
1,1-Dichloroethane	ND	mg/kg	0.0053	0.00039	1		01/20/21 18:35	75-34-3	
1,2-Dichloroethane	ND	mg/kg	0.0053	0.00042	1		01/20/21 18:35	107-06-2	
cis-1,2-Dichloroethene	ND	mg/kg	0.0053	0.00033	1		01/20/21 18:35	156-59-2	
trans-1,2-Dichloroethene	ND	mg/kg	0.0053	0.00024	1		01/20/21 18:35	156-60-5	
Methylene Chloride	ND	mg/kg	0.021	0.0026	1		01/20/21 18:35	75-09-2	
Tetrachloroethene	**0.016**	mg/kg	0.0053	0.00032	1		01/20/21 18:35	127-18-4	
1,1,1-Trichloroethane	**0.0025J**	mg/kg	0.0053	0.00023	1		01/20/21 18:35	71-55-6	
Trichloroethene	**0.00044J**	mg/kg	0.0053	0.00021	1		01/20/21 18:35	79-01-6	R1
Vinyl chloride	ND	mg/kg	0.0053	0.00019	1		01/20/21 18:35	75-01-4	
Surrogates									
Dibromofluoromethane (S)	102	%.	73-133		1		01/20/21 18:35	1868-53-7	
Toluene-d8 (S)	93	%.	73-130		1		01/20/21 18:35	2037-26-5	
4-Bromofluorobenzene (S)	99	%.	55-129		1		01/20/21 18:35	460-00-4	
Percent Moisture	Analytical Method: SM 2540G								
	Pace Analytical Services - Indianapolis								
Percent Moisture	**15.7**	%	0.10	0.10	1		01/19/21 17:11		N2

This report shall not be reproduced, except in full,
without the written consent of Pace Analytical Services, LLC.

Pace Analytical Services, LLC
7726 Moller Road
Indianapolis, IN 46268
(317)228-3100

ANALYTICAL RESULTS

Project: Amphenol
Pace Project No.: 50278041

Sample: GP-81SL (24.00'-24.50') **Lab ID: 50278041027** Collected: 01/18/21 11:05 Received: 01/19/21 08:41 Matrix: Solid

Results reported on a "dry weight" basis and are adjusted for percent moisture, sample size and any dilutions.

Parameters	Results	Units	Report Limit	MDL	DF	Prepared	Analyzed	CAS No.	Qual
8260 MSV 5035A VOA	Analytical Method: EPA 8260								
	Pace Analytical Services - Indianapolis								
1,1-Dichloroethane	ND	mg/kg	0.71	0.11	100		01/20/21 03:16	75-34-3	
1,2-Dichloroethane	ND	mg/kg	0.71	0.077	100		01/20/21 03:16	107-06-2	
cis-1,2-Dichloroethene	ND	mg/kg	0.71	0.088	100		01/20/21 03:16	156-59-2	
trans-1,2-Dichloroethene	ND	mg/kg	0.71	0.13	100		01/20/21 03:16	156-60-5	
Methylene Chloride	ND	mg/kg	2.8	0.14	100		01/20/21 03:16	75-09-2	
Tetrachloroethene	**0.26J**	mg/kg	0.71	0.12	100		01/20/21 03:16	127-18-4	
1,1,1-Trichloroethane	ND	mg/kg	0.71	0.084	100		01/20/21 03:16	71-55-6	
Trichloroethene	**10.4**	mg/kg	0.71	0.11	100		01/20/21 03:16	79-01-6	
Vinyl chloride	ND	mg/kg	0.71	0.062	100		01/20/21 03:16	75-01-4	
Surrogates									
Dibromofluoromethane (S)	100	%.	73-133		100		01/20/21 03:16	1868-53-7	D4
Toluene-d8 (S)	100	%.	73-130		100		01/20/21 03:16	2037-26-5	
4-Bromofluorobenzene (S)	99	%.	55-129		100		01/20/21 03:16	460-00-4	
Percent Moisture	Analytical Method: SM 2540G								
	Pace Analytical Services - Indianapolis								
Percent Moisture	**8.9**	%	0.10	0.10	1		01/19/21 17:11		N2

This report shall not be reproduced, except in full,
without the written consent of Pace Analytical Services, LLC.

Pace Analytical Services, LLC
7726 Moller Road
Indianapolis, IN 46268
(317)228-3100

ANALYTICAL RESULTS

Project: Amphenol
Pace Project No.: 50278041

Sample: GP-81SL (26.00'-26.50') **Lab ID: 50278041028** Collected: 01/18/21 11:10 Received: 01/19/21 08:41 Matrix: Solid

Results reported on a "dry weight" basis and are adjusted for percent moisture, sample size and any dilutions.

Parameters	Results	Units	Report Limit	MDL	DF	Prepared	Analyzed	CAS No.	Qual
8260 MSV 5035A VOA	Analytical Method: EPA 8260								
	Pace Analytical Services - Indianapolis								
1,1-Dichloroethane	ND	mg/kg	0.0063	0.00046	1		01/20/21 16:08	75-34-3	
1,2-Dichloroethane	ND	mg/kg	0.0063	0.00050	1		01/20/21 16:08	107-06-2	
cis-1,2-Dichloroethene	ND	mg/kg	0.0063	0.00039	1		01/20/21 16:08	156-59-2	
trans-1,2-Dichloroethene	ND	mg/kg	0.0063	0.00029	1		01/20/21 16:08	156-60-5	
Methylene Chloride	ND	mg/kg	0.025	0.0031	1		01/20/21 16:08	75-09-2	
Tetrachloroethene	ND	mg/kg	0.0063	0.00038	1		01/20/21 16:08	127-18-4	
1,1,1-Trichloroethane	ND	mg/kg	0.0063	0.00028	1		01/20/21 16:08	71-55-6	
Trichloroethene	ND	mg/kg	0.0063	0.00025	1		01/20/21 16:08	79-01-6	
Vinyl chloride	ND	mg/kg	0.0063	0.00023	1		01/20/21 16:08	75-01-4	
Surrogates									
Dibromofluoromethane (S)	106	%.	73-133		1		01/20/21 16:08	1868-53-7	
Toluene-d8 (S)	115	%.	73-130		1		01/20/21 16:08	2037-26-5	
4-Bromofluorobenzene (S)	75	%.	55-129		1		01/20/21 16:08	460-00-4	
Percent Moisture	Analytical Method: SM 2540G								
	Pace Analytical Services - Indianapolis								
Percent Moisture	**6.3**	%	0.10	0.10	1		01/19/21 17:11		N2

This report shall not be reproduced, except in full,
without the written consent of Pace Analytical Services, LLC.

Pace Analytical Services, LLC
7726 Moller Road
Indianapolis, IN 46268
(317)228-3100

ANALYTICAL RESULTS

Project: Amphenol
Pace Project No.: 50278041

Sample: GP-82SL (13.50'-14.00') **Lab ID: 50278041029** Collected: 01/18/21 13:05 Received: 01/19/21 08:41 Matrix: Solid

Results reported on a "dry weight" basis and are adjusted for percent moisture, sample size and any dilutions.

Parameters	Results	Units	Report Limit	MDL	DF	Prepared	Analyzed	CAS No.	Qual
8260 MSV 5035A VOA	Analytical Method: EPA 8260								
	Pace Analytical Services - Indianapolis								
1,1-Dichloroethane	ND	mg/kg	0.0054	0.00040	1		01/20/21 19:00	75-34-3	
1,2-Dichloroethane	ND	mg/kg	0.0054	0.00043	1		01/20/21 19:00	107-06-2	
cis-1,2-Dichloroethene	ND	mg/kg	0.0054	0.00033	1		01/20/21 19:00	156-59-2	
trans-1,2-Dichloroethene	ND	mg/kg	0.0054	0.00025	1		01/20/21 19:00	156-60-5	
Methylene Chloride	ND	mg/kg	0.021	0.0026	1		01/20/21 19:00	75-09-2	
Tetrachloroethene	**0.0081**	mg/kg	0.0054	0.00032	1		01/20/21 19:00	127-18-4	
1,1,1-Trichloroethane	**0.0025J**	mg/kg	0.0054	0.00024	1		01/20/21 19:00	71-55-6	
Trichloroethene	**0.00033J**	mg/kg	0.0054	0.00021	1		01/20/21 19:00	79-01-6	
Vinyl chloride	ND	mg/kg	0.0054	0.00019	1		01/20/21 19:00	75-01-4	
Surrogates									
Dibromofluoromethane (S)	108	%.	73-133		1		01/20/21 19:00	1868-53-7	
Toluene-d8 (S)	94	%.	73-130		1		01/20/21 19:00	2037-26-5	
4-Bromofluorobenzene (S)	90	%.	55-129		1		01/20/21 19:00	460-00-4	
Percent Moisture	Analytical Method: SM 2540G								
	Pace Analytical Services - Indianapolis								
Percent Moisture	**10.8**	%	0.10	0.10	1		01/19/21 17:11		N2

This report shall not be reproduced, except in full,
without the written consent of Pace Analytical Services, LLC.

Pace Analytical Services, LLC
7726 Moller Road
Indianapolis, IN 46268
(317)228-3100

ANALYTICAL RESULTS

Project: Amphenol
Pace Project No.: 50278041

Sample: GP-82SL (20.00'-20.50') **Lab ID: 50278041030** Collected: 01/18/21 13:35 Received: 01/19/21 08:41 Matrix: Solid

Results reported on a "dry weight" basis and are adjusted for percent moisture, sample size and any dilutions.

Parameters	Results	Units	Report Limit	MDL	DF	Prepared	Analyzed	CAS No.	Qual
8260 MSV 5035A VOA	Analytical Method: EPA 8260								
	Pace Analytical Services - Indianapolis								
1,1-Dichloroethane	ND	mg/kg	0.0056	0.00042	1		01/20/21 16:33	75-34-3	
1,2-Dichloroethane	ND	mg/kg	0.0056	0.00045	1		01/20/21 16:33	107-06-2	
cis-1,2-Dichloroethene	ND	mg/kg	0.0056	0.00035	1		01/20/21 16:33	156-59-2	
trans-1,2-Dichloroethene	ND	mg/kg	0.0056	0.00026	1		01/20/21 16:33	156-60-5	
Methylene Chloride	ND	mg/kg	0.022	0.0027	1		01/20/21 16:33	75-09-2	
Tetrachloroethene	ND	mg/kg	0.0056	0.00034	1		01/20/21 16:33	127-18-4	
1,1,1-Trichloroethane	**0.00072J**	mg/kg	0.0056	0.00025	1		01/20/21 16:33	71-55-6	
Trichloroethene	ND	mg/kg	0.0056	0.00022	1		01/20/21 16:33	79-01-6	
Vinyl chloride	ND	mg/kg	0.0056	0.00020	1		01/20/21 16:33	75-01-4	
Surrogates									
Dibromofluoromethane (S)	103	%.	73-133		1		01/20/21 16:33	1868-53-7	
Toluene-d8 (S)	90	%.	73-130		1		01/20/21 16:33	2037-26-5	
4-Bromofluorobenzene (S)	97	%.	55-129		1		01/20/21 16:33	460-00-4	
Percent Moisture	Analytical Method: SM 2540G								
	Pace Analytical Services - Indianapolis								
Percent Moisture	**11.1**	%	0.10	0.10	1		01/19/21 17:12		N2

This report shall not be reproduced, except in full,
without the written consent of Pace Analytical Services, LLC.

Pace Analytical Services, LLC
7726 Moller Road
Indianapolis, IN 46268
(317)228-3100

ANALYTICAL RESULTS

Project: Amphenol
Pace Project No.: 50278041

Sample: GP-82SL (20.50'-21.00') **Lab ID: 50278041031** Collected: 01/18/21 13:40 Received: 01/19/21 08:41 Matrix: Solid

Results reported on a "dry weight" basis and are adjusted for percent moisture, sample size and any dilutions.

Parameters	Results	Units	Report Limit	MDL	DF	Prepared	Analyzed	CAS No.	Qual
8260 MSV 5035A VOA	Analytical Method: EPA 8260								
	Pace Analytical Services - Indianapolis								
1,1-Dichloroethane	ND	mg/kg	0.0046	0.00058	1		01/20/21 07:34	75-34-3	
1,2-Dichloroethane	ND	mg/kg	0.0046	0.00069	1		01/20/21 07:34	107-06-2	
cis-1,2-Dichloroethene	ND	mg/kg	0.0046	0.00093	1		01/20/21 07:34	156-59-2	
trans-1,2-Dichloroethene	ND	mg/kg	0.0046	0.00075	1		01/20/21 07:34	156-60-5	
Methylene Chloride	**0.0025J**	mg/kg	0.018	0.0022	1		01/20/21 07:34	75-09-2	
Tetrachloroethene	ND	mg/kg	0.0046	0.00054	1		01/20/21 07:34	127-18-4	
1,1,1-Trichloroethane	**0.0032J**	mg/kg	0.0046	0.00054	1		01/20/21 07:34	71-55-6	
Trichloroethene	ND	mg/kg	0.0046	0.00088	1		01/20/21 07:34	79-01-6	
Vinyl chloride	ND	mg/kg	0.0046	0.00026	1		01/20/21 07:34	75-01-4	
Surrogates									
Dibromofluoromethane (S)	113	%.	73-133		1		01/20/21 07:34	1868-53-7	
Toluene-d8 (S)	119	%.	73-130		1		01/20/21 07:34	2037-26-5	
4-Bromofluorobenzene (S)	82	%.	55-129		1		01/20/21 07:34	460-00-4	
Percent Moisture	Analytical Method: SM 2540G								
	Pace Analytical Services - Indianapolis								
Percent Moisture	**7.5**	%	0.10	0.10	1		01/19/21 17:12		N2

This report shall not be reproduced, except in full,
without the written consent of Pace Analytical Services, LLC.

Pace Analytical Services, LLC
7726 Moller Road
Indianapolis, IN 46268
(317)228-3100

ANALYTICAL RESULTS

Project: Amphenol
Pace Project No.: 50278041

Sample: FD-9SL **Lab ID: 50278041032** Collected: 01/18/21 08:00 Received: 01/19/21 08:41 Matrix: Solid

Results reported on a "dry weight" basis and are adjusted for percent moisture, sample size and any dilutions.

Parameters	Results	Units	Report Limit	MDL	DF	Prepared	Analyzed	CAS No.	Qual
8260 MSV 5035A VOA	Analytical Method: EPA 8260								
	Pace Analytical Services - Indianapolis								
1,1-Dichloroethane	ND	mg/kg	0.0048	0.00035	1		01/20/21 19:24	75-34-3	
1,2-Dichloroethane	ND	mg/kg	0.0048	0.00038	1		01/20/21 19:24	107-06-2	
cis-1,2-Dichloroethene	ND	mg/kg	0.0048	0.00030	1		01/20/21 19:24	156-59-2	
trans-1,2-Dichloroethene	ND	mg/kg	0.0048	0.00022	1		01/20/21 19:24	156-60-5	
Methylene Chloride	ND	mg/kg	0.019	0.0023	1		01/20/21 19:24	75-09-2	
Tetrachloroethene	ND	mg/kg	0.0048	0.00029	1		01/20/21 19:24	127-18-4	
1,1,1-Trichloroethane	**0.0033J**	mg/kg	0.0048	0.00021	1		01/20/21 19:24	71-55-6	
Trichloroethene	ND	mg/kg	0.0048	0.00019	1		01/20/21 19:24	79-01-6	
Vinyl chloride	ND	mg/kg	0.0048	0.00017	1		01/20/21 19:24	75-01-4	
Surrogates									
Dibromofluoromethane (S)	108	%.	73-133		1		01/20/21 19:24	1868-53-7	
Toluene-d8 (S)	92	%.	73-130		1		01/20/21 19:24	2037-26-5	
4-Bromofluorobenzene (S)	92	%.	55-129		1		01/20/21 19:24	460-00-4	
Percent Moisture	Analytical Method: SM 2540G								
	Pace Analytical Services - Indianapolis								
Percent Moisture	**9.1**	%	0.10	0.10	1		01/19/21 17:12		N2

This report shall not be reproduced, except in full,
without the written consent of Pace Analytical Services, LLC.

Pace Analytical Services, LLC
7726 Moller Road
Indianapolis, IN 46268
(317)228-3100

ANALYTICAL RESULTS

Project: Amphenol
Pace Project No.: 50278041

Sample: FD-10SL **Lab ID: 50278041033** Collected: 01/18/21 08:00 Received: 01/19/21 08:41 Matrix: Solid

Results reported on a "dry weight" basis and are adjusted for percent moisture, sample size and any dilutions.

Parameters	Results	Units	Report Limit	MDL	DF	Prepared	Analyzed	CAS No.	Qual
8260 MSV 5035A VOA	Analytical Method: EPA 8260								
	Pace Analytical Services - Indianapolis								
1,1-Dichloroethane	**0.0058**	mg/kg	0.0054	0.00040	1		01/21/21 13:15	75-34-3	
1,2-Dichloroethane	ND	mg/kg	0.0054	0.00043	1		01/21/21 13:15	107-06-2	
cis-1,2-Dichloroethene	ND	mg/kg	0.0054	0.00033	1		01/21/21 13:15	156-59-2	
trans-1,2-Dichloroethene	ND	mg/kg	0.0054	0.00025	1		01/21/21 13:15	156-60-5	
Methylene Chloride	ND	mg/kg	0.021	0.0026	1		01/21/21 13:15	75-09-2	
Tetrachloroethene	ND	mg/kg	0.0054	0.00032	1		01/21/21 13:15	127-18-4	
1,1,1-Trichloroethane	ND	mg/kg	0.0054	0.00024	1		01/21/21 13:15	71-55-6	
Trichloroethene	**0.0020J**	mg/kg	0.0054	0.00021	1		01/21/21 13:15	79-01-6	
Vinyl chloride	ND	mg/kg	0.0054	0.00019	1		01/21/21 13:15	75-01-4	
Surrogates									
Dibromofluoromethane (S)	105	%.	73-133		1		01/21/21 13:15	1868-53-7	
Toluene-d8 (S)	99	%.	73-130		1		01/21/21 13:15	2037-26-5	
4-Bromofluorobenzene (S)	95	%.	55-129		1		01/21/21 13:15	460-00-4	
Percent Moisture	Analytical Method: SM 2540G								
	Pace Analytical Services - Indianapolis								
Percent Moisture	**9.4**	%	0.10	0.10	1		01/19/21 17:12		N2

This report shall not be reproduced, except in full,
without the written consent of Pace Analytical Services, LLC.

Pace Analytical Services, LLC
7726 Moller Road
Indianapolis, IN 46268
(317)228-3100

ANALYTICAL RESULTS

Project: Amphenol
Pace Project No.: 50278041

Sample: EB-3 WT **Lab ID: 50278041034** Collected: 01/18/21 16:45 Received: 01/19/21 08:41 Matrix: Water

Parameters	Results	Units	Report Limit	MDL	DF	Prepared	Analyzed	CAS No.	Qual
8260/5030 MSV	Analytical Method: EPA 8260								
	Pace Analytical Services - Indianapolis								
1,1-Dichloroethane	ND	ug/L	5.0	0.66	1		01/19/21 13:11	75-34-3	
1,2-Dichloroethane	ND	ug/L	5.0	0.67	1		01/19/21 13:11	107-06-2	
cis-1,2-Dichloroethene	ND	ug/L	5.0	0.69	1		01/19/21 13:11	156-59-2	
trans-1,2-Dichloroethene	ND	ug/L	5.0	0.62	1		01/19/21 13:11	156-60-5	
Methylene Chloride	ND	ug/L	5.0	1.0	1		01/19/21 13:11	75-09-2	
Tetrachloroethene	ND	ug/L	5.0	0.71	1		01/19/21 13:11	127-18-4	
1,1,1-Trichloroethane	ND	ug/L	5.0	0.53	1		01/19/21 13:11	71-55-6	
Trichloroethene	ND	ug/L	5.0	0.60	1		01/19/21 13:11	79-01-6	
Vinyl chloride	ND	ug/L	2.0	0.39	1		01/19/21 13:11	75-01-4	
Surrogates									
Dibromofluoromethane (S)	99	%.	75-120		1		01/19/21 13:11	1868-53-7	
4-Bromofluorobenzene (S)	102	%.	85-116		1		01/19/21 13:11	460-00-4	
Toluene-d8 (S)	102	%.	83-111		1		01/19/21 13:11	2037-26-5	

This report shall not be reproduced, except in full,
without the written consent of Pace Analytical Services, LLC.

Pace Analytical Services, LLC
7726 Moller Road
Indianapolis, IN 46268
(317)228-3100

ANALYTICAL RESULTS

Project: Amphenol
Pace Project No.: 50278041

Sample: TB-3 WT **Lab ID: 50278041035** Collected: 01/18/21 08:00 Received: 01/19/21 08:41 Matrix: Water

Parameters	Results	Units	Report Limit	MDL	DF	Prepared	Analyzed	CAS No.	Qual
8260/5030 MSV	Analytical Method: EPA 8260								
	Pace Analytical Services - Indianapolis								
1,1-Dichloroethane	ND	ug/L	5.0	0.66	1		01/19/21 13:43	75-34-3	
1,2-Dichloroethane	ND	ug/L	5.0	0.67	1		01/19/21 13:43	107-06-2	
cis-1,2-Dichloroethene	ND	ug/L	5.0	0.69	1		01/19/21 13:43	156-59-2	
trans-1,2-Dichloroethene	ND	ug/L	5.0	0.62	1		01/19/21 13:43	156-60-5	
Methylene Chloride	ND	ug/L	5.0	1.0	1		01/19/21 13:43	75-09-2	
Tetrachloroethene	ND	ug/L	5.0	0.71	1		01/19/21 13:43	127-18-4	
1,1,1-Trichloroethane	ND	ug/L	5.0	0.53	1		01/19/21 13:43	71-55-6	
Trichloroethene	ND	ug/L	5.0	0.60	1		01/19/21 13:43	79-01-6	
Vinyl chloride	ND	ug/L	2.0	0.39	1		01/19/21 13:43	75-01-4	
Surrogates									
Dibromofluoromethane (S)	99	%.	75-120		1		01/19/21 13:43	1868-53-7	
4-Bromofluorobenzene (S)	101	%.	85-116		1		01/19/21 13:43	460-00-4	
Toluene-d8 (S)	102	%.	83-111		1		01/19/21 13:43	2037-26-5	

This report shall not be reproduced, except in full,
without the written consent of Pace Analytical Services, LLC.

Pace Analytical Services, LLC
7726 Moller Road
Indianapolis, IN 46268
(317)228-3100

ANALYTICAL RESULTS

Project: Amphenol
Pace Project No.: 50278041

Sample: GP-81SL (22.50'-23.00') **Lab ID: 50278041036** Collected: 01/18/21 11:00 Received: 01/19/21 08:41 Matrix: Solid

Results reported on a "dry weight" basis and are adjusted for percent moisture, sample size and any dilutions.

Parameters	Results	Units	Report Limit	MDL	DF	Prepared	Analyzed	CAS No.	Qual
8260 MSV 5035A VOA	Analytical Method: EPA 8260								
	Pace Analytical Services - Indianapolis								
1,1-Dichloroethane	ND	mg/kg	0.0055	0.00089	1		01/20/21 09:00	75-34-3	
1,2-Dichloroethane	ND	mg/kg	0.0055	0.00060	1		01/20/21 09:00	107-06-2	
cis-1,2-Dichloroethene	ND	mg/kg	0.0055	0.00069	1		01/20/21 09:00	156-59-2	
trans-1,2-Dichloroethene	ND	mg/kg	0.0055	0.0010	1		01/20/21 09:00	156-60-5	
Methylene Chloride	ND	mg/kg	0.022	0.0011	1		01/20/21 09:00	75-09-2	
Tetrachloroethene	**0.0087**	mg/kg	0.0055	0.00095	1		01/20/21 09:00	127-18-4	
1,1,1-Trichloroethane	ND	mg/kg	0.0055	0.00065	1		01/20/21 09:00	71-55-6	
Trichloroethene	**0.0063**	mg/kg	0.0055	0.00082	1		01/20/21 09:00	79-01-6	
Vinyl chloride	ND	mg/kg	0.0055	0.00048	1		01/20/21 09:00	75-01-4	
Surrogates									
Dibromofluoromethane (S)	117	%.	73-133		1		01/20/21 09:00	1868-53-7	
Toluene-d8 (S)	90	%.	73-130		1		01/20/21 09:00	2037-26-5	
4-Bromofluorobenzene (S)	104	%.	55-129		1		01/20/21 09:00	460-00-4	
Percent Moisture	Analytical Method: SM 2540G								
	Pace Analytical Services - Indianapolis								
Percent Moisture	**14.8**	%	0.10	0.10	1		01/20/21 16:53		N2

This report shall not be reproduced, except in full,
without the written consent of Pace Analytical Services, LLC.

Pace Analytical Services, LLC
7726 Moller Road
Indianapolis, IN 46268
(317)228-3100

ANALYTICAL RESULTS

Project: Amphenol
Pace Project No.: 50278041

Sample: FD-8SL **Lab ID: 50278041037** Collected: 01/18/21 08:00 Received: 01/19/21 08:41 Matrix: Solid

Results reported on a "dry weight" basis and are adjusted for percent moisture, sample size and any dilutions.

Parameters	Results	Units	Report Limit	MDL	DF	Prepared	Analyzed	CAS No.	Qual
8260 MSV 5035A VOA	Analytical Method: EPA 8260								
	Pace Analytical Services - Indianapolis								
1,1-Dichloroethane	ND	mg/kg	0.0072	0.0011	1		01/20/21 09:34	75-34-3	
1,2-Dichloroethane	ND	mg/kg	0.0072	0.00077	1		01/20/21 09:34	107-06-2	
cis-1,2-Dichloroethene	ND	mg/kg	0.0072	0.00089	1		01/20/21 09:34	156-59-2	
trans-1,2-Dichloroethene	ND	mg/kg	0.0072	0.0013	1		01/20/21 09:34	156-60-5	
Methylene Chloride	**0.0043J**	mg/kg	0.029	0.0014	1		01/20/21 09:34	75-09-2	
Tetrachloroethene	**0.16J**	mg/kg	0.26	0.016	50		01/20/21 14:30	127-18-4	
1,1,1-Trichloroethane	ND	mg/kg	0.0072	0.00084	1		01/20/21 09:34	71-55-6	
Trichloroethene	ND	mg/kg	0.0072	0.0011	1		01/20/21 09:34	79-01-6	
Vinyl chloride	ND	mg/kg	0.0072	0.00063	1		01/20/21 09:34	75-01-4	
Surrogates									
Dibromofluoromethane (S)	99	%.	73-133		1		01/20/21 09:34	1868-53-7	
Toluene-d8 (S)	105	%.	73-130		1		01/20/21 09:34	2037-26-5	
4-Bromofluorobenzene (S)	92	%.	55-129		1		01/20/21 09:34	460-00-4	
Percent Moisture	Analytical Method: SM 2540G								
	Pace Analytical Services - Indianapolis								
Percent Moisture	**13.3**	%	0.10	0.10	1		01/19/21 17:12		N2

This report shall not be reproduced, except in full,
without the written consent of Pace Analytical Services, LLC.

Pace Analytical Services, LLC
7726 Moller Road
Indianapolis, IN 46268
(317)228-3100

QUALITY CONTROL DATA

Project: Amphenol
Pace Project No.: 50278041

QC Batch: 602908
QC Batch Method: EPA 8260
Analysis Method: EPA 8260
Analysis Description: 8260 MSV
Laboratory: Pace Analytical Services - Indianapolis
Associated Lab Samples: 50278041034, 50278041035

METHOD BLANK: 2780046
Matrix: Water
Associated Lab Samples: 50278041034, 50278041035

Parameter	Units	Blank Result	Reporting Limit	MDL	Analyzed	Qualifiers
1,1,1-Trichloroethane	ug/L	ND	5.0	0.53	01/19/21 12:05	
1,1-Dichloroethane	ug/L	ND	5.0	0.66	01/19/21 12:05	
1,2-Dichloroethane	ug/L	ND	5.0	0.67	01/19/21 12:05	
cis-1,2-Dichloroethene	ug/L	ND	5.0	0.69	01/19/21 12:05	
Methylene Chloride	ug/L	ND	5.0	1.0	01/19/21 12:05	
Tetrachloroethene	ug/L	ND	5.0	0.71	01/19/21 12:05	
trans-1,2-Dichloroethene	ug/L	ND	5.0	0.62	01/19/21 12:05	
Trichloroethene	ug/L	ND	5.0	0.60	01/19/21 12:05	
Vinyl chloride	ug/L	ND	2.0	0.39	01/19/21 12:05	
4-Bromofluorobenzene (S)	%.	102	85-116		01/19/21 12:05	
Dibromofluoromethane (S)	%.	98	75-120		01/19/21 12:05	
Toluene-d8 (S)	%.	102	83-111		01/19/21 12:05	

LABORATORY CONTROL SAMPLE: 2780047

Parameter	Units	Spike Conc.	LCS Result	LCS % Rec	% Rec Limits	Qualifiers
1,1,1-Trichloroethane	ug/L	50	50.2	100	78-130	
1,1-Dichloroethane	ug/L	50	53.0	106	77-123	
1,2-Dichloroethane	ug/L	50	50.4	101	66-127	
cis-1,2-Dichloroethene	ug/L	50	40.6	81	76-120	
Methylene Chloride	ug/L	50	51.8	104	68-126	
Tetrachloroethene	ug/L	50	50.2	100	70-123	
trans-1,2-Dichloroethene	ug/L	50	42.3	85	79-126	
Trichloroethene	ug/L	50	43.0	86	78-120	
Vinyl chloride	ug/L	50	48.1	96	55-122	
4-Bromofluorobenzene (S)	%.			102	85-116	
Dibromofluoromethane (S)	%.			98	75-120	
Toluene-d8 (S)	%.			101	83-111	

Results presented on this page are in the units indicated by the "Units" column except where an alternate unit is presented to the right of the result.

This report shall not be reproduced, except in full,
without the written consent of Pace Analytical Services, LLC.

Pace Analytical Services, LLC
7726 Moller Road
Indianapolis, IN 46268
(317)228-3100

QUALITY CONTROL DATA

Project: Amphenol
Pace Project No.: 50278041

QC Batch: 602773
QC Batch Method: EPA 8260
Analysis Method: EPA 8260
Analysis Description: 8260 MSV 5035A Volatile Organics
Laboratory: Pace Analytical Services - Indianapolis
Associated Lab Samples: 50278041002, 50278041003, 50278041004, 50278041005, 50278041006, 50278041007, 50278041008

METHOD BLANK: 2779578
Matrix: Solid
Associated Lab Samples: 50278041002, 50278041003, 50278041004, 50278041005, 50278041006, 50278041007, 50278041008

Parameter	Units	Blank Result	Reporting Limit	MDL	Analyzed	Qualifiers
1,1,1-Trichloroethane	mg/kg	ND	0.0050	0.00059	01/19/21 12:27	
1,1-Dichloroethane	mg/kg	ND	0.0050	0.00063	01/19/21 12:27	
1,2-Dichloroethane	mg/kg	ND	0.0050	0.00075	01/19/21 12:27	
cis-1,2-Dichloroethene	mg/kg	ND	0.0050	0.0010	01/19/21 12:27	
Methylene Chloride	mg/kg	ND	0.020	0.0024	01/19/21 12:27	
Tetrachloroethene	mg/kg	ND	0.0050	0.00059	01/19/21 12:27	
trans-1,2-Dichloroethene	mg/kg	ND	0.0050	0.00082	01/19/21 12:27	
Trichloroethene	mg/kg	ND	0.0050	0.00096	01/19/21 12:27	
Vinyl chloride	mg/kg	ND	0.0050	0.00029	01/19/21 12:27	
4-Bromofluorobenzene (S)	%.	98	55-129		01/19/21 12:27	
Dibromofluoromethane (S)	%.	108	73-133		01/19/21 12:27	
Toluene-d8 (S)	%.	100	73-130		01/19/21 12:27	

LABORATORY CONTROL SAMPLE: 2779579

Parameter	Units	Spike Conc.	LCS Result	LCS % Rec	% Rec Limits	Qualifiers
1,1,1-Trichloroethane	mg/kg	0.05	0.041	83	72-132	
1,1-Dichloroethane	mg/kg	0.05	0.040	81	73-122	
1,2-Dichloroethane	mg/kg	0.05	0.047	94	67-129	
cis-1,2-Dichloroethene	mg/kg	0.05	0.042	83	73-117	
Methylene Chloride	mg/kg	0.05	0.042	85	62-137	
Tetrachloroethene	mg/kg	0.05	0.041	82	59-119	
trans-1,2-Dichloroethene	mg/kg	0.05	0.041	81	71-125	
Trichloroethene	mg/kg	0.05	0.042	84	68-118	
Vinyl chloride	mg/kg	0.05	0.036	72	49-125	
4-Bromofluorobenzene (S)	%.			102	55-129	
Dibromofluoromethane (S)	%.			98	73-133	
Toluene-d8 (S)	%.			100	73-130	

Results presented on this page are in the units indicated by the "Units" column except where an alternate unit is presented to the right of the result.

This report shall not be reproduced, except in full,
without the written consent of Pace Analytical Services, LLC.

Pace Analytical Services, LLC
7726 Moller Road
Indianapolis, IN 46268
(317)228-3100

QUALITY CONTROL DATA

Project: Amphenol
Pace Project No.: 50278041

QC Batch: 602985
QC Batch Method: EPA 8260
Analysis Method: EPA 8260
Analysis Description: 8260 MSV 5035A Volatile Organics
Laboratory: Pace Analytical Services - Indianapolis

Associated Lab Samples: 50278041017

METHOD BLANK: 2780429 Matrix: Solid
Associated Lab Samples: 50278041017

Parameter	Units	Blank Result	Reporting Limit	MDL	Analyzed	Qualifiers
1,1,1-Trichloroethane	mg/kg	ND	0.0050	0.00059	01/19/21 12:44	
1,1-Dichloroethane	mg/kg	ND	0.0050	0.00080	01/19/21 12:44	
1,2-Dichloroethane	mg/kg	ND	0.0050	0.00054	01/19/21 12:44	
cis-1,2-Dichloroethene	mg/kg	ND	0.0050	0.00062	01/19/21 12:44	
Methylene Chloride	mg/kg	0.0024J	0.020	0.0010	01/19/21 12:44	
Tetrachloroethene	mg/kg	ND	0.0050	0.00086	01/19/21 12:44	
trans-1,2-Dichloroethene	mg/kg	ND	0.0050	0.00090	01/19/21 12:44	
Trichloroethene	mg/kg	ND	0.0050	0.00074	01/19/21 12:44	
Vinyl chloride	mg/kg	ND	0.0050	0.00044	01/19/21 12:44	
4-Bromofluorobenzene (S)	%.	101	55-129		01/19/21 12:44	
Dibromofluoromethane (S)	%.	99	73-133		01/19/21 12:44	
Toluene-d8 (S)	%.	99	73-130		01/19/21 12:44	

LABORATORY CONTROL SAMPLE: 2780430

Parameter	Units	Spike Conc.	LCS Result	LCS % Rec	% Rec Limits	Qualifiers
1,1,1-Trichloroethane	mg/kg	0.05	0.038	75	72-132	
1,1-Dichloroethane	mg/kg	0.05	0.037	74	73-122	
1,2-Dichloroethane	mg/kg	0.05	0.042	85	67-129	
cis-1,2-Dichloroethene	mg/kg	0.05	0.039	78	73-117	
Methylene Chloride	mg/kg	0.05	0.039	78	62-137	
Tetrachloroethene	mg/kg	0.05	0.037	74	59-119	
trans-1,2-Dichloroethene	mg/kg	0.05	0.037	73	71-125	
Trichloroethene	mg/kg	0.05	0.037	75	68-118	
Vinyl chloride	mg/kg	0.05	0.033	66	49-125	
4-Bromofluorobenzene (S)	%.			101	55-129	
Dibromofluoromethane (S)	%.			101	73-133	
Toluene-d8 (S)	%.			99	73-130	

Results presented on this page are in the units indicated by the "Units" column except where an alternate unit is presented to the right of the result.

This report shall not be reproduced, except in full,
without the written consent of Pace Analytical Services, LLC.

Pace Analytical Services, LLC
7726 Moller Road
Indianapolis, IN 46268
(317)228-3100

QUALITY CONTROL DATA

Project: Amphenol
Pace Project No.: 50278041

QC Batch: 602995
QC Batch Method: EPA 8260
Analysis Method: EPA 8260
Analysis Description: 8260 MSV 5035A Volatile Organics
Laboratory: Pace Analytical Services - Indianapolis
Associated Lab Samples: 50278041009, 50278041011, 50278041012, 50278041013, 50278041014, 50278041015, 50278041022, 50278041023, 50278041027, 50278041036, 50278041037

METHOD BLANK: 2780442
Matrix: Solid
Associated Lab Samples: 50278041009, 50278041011, 50278041012, 50278041013, 50278041014, 50278041015, 50278041022, 50278041023, 50278041027, 50278041036, 50278041037

Parameter	Units	Blank Result	Reporting Limit	MDL	Analyzed	Qualifiers
1,1,1-Trichloroethane	mg/kg	ND	0.0050	0.00059	01/20/21 00:58	
1,1-Dichloroethane	mg/kg	ND	0.0050	0.00080	01/20/21 00:58	
1,2-Dichloroethane	mg/kg	ND	0.0050	0.00054	01/20/21 00:58	
cis-1,2-Dichloroethene	mg/kg	ND	0.0050	0.00062	01/20/21 00:58	
Methylene Chloride	mg/kg	ND	0.020	0.0010	01/20/21 00:58	
Tetrachloroethene	mg/kg	ND	0.0050	0.00086	01/20/21 00:58	
trans-1,2-Dichloroethene	mg/kg	ND	0.0050	0.00090	01/20/21 00:58	
Trichloroethene	mg/kg	ND	0.0050	0.00074	01/20/21 00:58	
Vinyl chloride	mg/kg	ND	0.0050	0.00044	01/20/21 00:58	
4-Bromofluorobenzene (S)	%.	97	55-129		01/20/21 00:58	
Dibromofluoromethane (S)	%.	97	73-133		01/20/21 00:58	
Toluene-d8 (S)	%.	97	73-130		01/20/21 00:58	

LABORATORY CONTROL SAMPLE: 2780443

Parameter	Units	Spike Conc.	LCS Result	LCS % Rec	% Rec Limits	Qualifiers
1,1,1-Trichloroethane	mg/kg	0.05	0.039	79	72-132	
1,1-Dichloroethane	mg/kg	0.05	0.038	77	73-122	
1,2-Dichloroethane	mg/kg	0.05	0.044	88	67-129	
cis-1,2-Dichloroethene	mg/kg	0.05	0.040	81	73-117	
Methylene Chloride	mg/kg	0.05	0.039	78	62-137	
Tetrachloroethene	mg/kg	0.05	0.039	78	59-119	
trans-1,2-Dichloroethene	mg/kg	0.05	0.037	74	71-125	
Trichloroethene	mg/kg	0.05	0.039	78	68-118	
Vinyl chloride	mg/kg	0.05	0.034	67	49-125	
4-Bromofluorobenzene (S)	%.			103	55-129	
Dibromofluoromethane (S)	%.			102	73-133	
Toluene-d8 (S)	%.			100	73-130	

Results presented on this page are in the units indicated by the "Units" column except where an alternate unit is presented to the right of the result.

This report shall not be reproduced, except in full,
without the written consent of Pace Analytical Services, LLC.

Pace Analytical Services, LLC
7726 Moller Road
Indianapolis, IN 46268
(317)228-3100

QUALITY CONTROL DATA

Project: Amphenol
Pace Project No.: 50278041

QC Batch: 602996
QC Batch Method: EPA 8260
Analysis Method: EPA 8260
Analysis Description: 8260 MSV 5035A Volatile Organics
Laboratory: Pace Analytical Services - Indianapolis
Associated Lab Samples: 50278041016, 50278041031

METHOD BLANK: 2780444
Matrix: Solid
Associated Lab Samples: 50278041016, 50278041031

Parameter	Units	Blank Result	Reporting Limit	MDL	Analyzed	Qualifiers
1,1,1-Trichloroethane	mg/kg	ND	0.0050	0.00059	01/20/21 00:41	
1,1-Dichloroethane	mg/kg	ND	0.0050	0.00063	01/20/21 00:41	
1,2-Dichloroethane	mg/kg	ND	0.0050	0.00075	01/20/21 00:41	
cis-1,2-Dichloroethene	mg/kg	ND	0.0050	0.0010	01/20/21 00:41	
Methylene Chloride	mg/kg	ND	0.020	0.0024	01/20/21 00:41	
Tetrachloroethene	mg/kg	ND	0.0050	0.00059	01/20/21 00:41	
trans-1,2-Dichloroethene	mg/kg	ND	0.0050	0.00082	01/20/21 00:41	
Trichloroethene	mg/kg	ND	0.0050	0.00096	01/20/21 00:41	
Vinyl chloride	mg/kg	ND	0.0050	0.00029	01/20/21 00:41	
4-Bromofluorobenzene (S)	%.	96	55-129		01/20/21 00:41	
Dibromofluoromethane (S)	%.	104	73-133		01/20/21 00:41	
Toluene-d8 (S)	%.	99	73-130		01/20/21 00:41	

LABORATORY CONTROL SAMPLE: 2780445

Parameter	Units	Spike Conc.	LCS Result	LCS % Rec	% Rec Limits	Qualifiers
1,1,1-Trichloroethane	mg/kg	0.05	0.041	81	72-132	
1,1-Dichloroethane	mg/kg	0.05	0.039	78	73-122	
1,2-Dichloroethane	mg/kg	0.05	0.044	88	67-129	
cis-1,2-Dichloroethene	mg/kg	0.05	0.041	81	73-117	
Methylene Chloride	mg/kg	0.05	0.041	81	62-137	
Tetrachloroethene	mg/kg	0.05	0.040	80	59-119	
trans-1,2-Dichloroethene	mg/kg	0.05	0.039	78	71-125	
Trichloroethene	mg/kg	0.05	0.039	79	68-118	
Vinyl chloride	mg/kg	0.05	0.034	67	49-125	
4-Bromofluorobenzene (S)	%.			98	55-129	
Dibromofluoromethane (S)	%.			97	73-133	
Toluene-d8 (S)	%.			99	73-130	

Results presented on this page are in the units indicated by the "Units" column except where an alternate unit is presented to the right of the result.

This report shall not be reproduced, except in full,
without the written consent of Pace Analytical Services, LLC.

Pace Analytical Services, LLC
7726 Moller Road
Indianapolis, IN 46268
(317)228-3100

QUALITY CONTROL DATA

Project: Amphenol
Pace Project No.: 50278041

QC Batch: 603190
QC Batch Method: EPA 8260
Analysis Method: EPA 8260
Analysis Description: 8260 MSV 5035A Volatile Organics
Laboratory: Pace Analytical Services - Indianapolis
Associated Lab Samples: 50278041001, 50278041010, 50278041018, 50278041019, 50278041020, 50278041021, 50278041024, 50278041025, 50278041026, 50278041028, 50278041029, 50278041030, 50278041032

METHOD BLANK: 2781242
Matrix: Solid
Associated Lab Samples: 50278041001, 50278041010, 50278041018, 50278041019, 50278041020, 50278041021, 50278041024, 50278041025, 50278041026, 50278041028, 50278041029, 50278041030, 50278041032

Parameter	Units	Blank Result	Reporting Limit	MDL	Analyzed	Qualifiers
1,1,1-Trichloroethane	mg/kg	ND	0.0050	0.00022	01/20/21 11:14	
1,1-Dichloroethane	mg/kg	ND	0.0050	0.00037	01/20/21 11:14	
1,2-Dichloroethane	mg/kg	ND	0.0050	0.00040	01/20/21 11:14	
cis-1,2-Dichloroethene	mg/kg	ND	0.0050	0.00031	01/20/21 11:14	
Methylene Chloride	mg/kg	ND	0.020	0.0024	01/20/21 11:14	
Tetrachloroethene	mg/kg	ND	0.0050	0.00030	01/20/21 11:14	
trans-1,2-Dichloroethene	mg/kg	ND	0.0050	0.00023	01/20/21 11:14	
Trichloroethene	mg/kg	ND	0.0050	0.00020	01/20/21 11:14	
Vinyl chloride	mg/kg	ND	0.0050	0.00018	01/20/21 11:14	
4-Bromofluorobenzene (S)	%.	97	55-129		01/20/21 11:14	
Dibromofluoromethane (S)	%.	105	73-133		01/20/21 11:14	
Toluene-d8 (S)	%.	93	73-130		01/20/21 11:14	

LABORATORY CONTROL SAMPLE: 2781243

Parameter	Units	Spike Conc.	LCS Result	LCS % Rec	% Rec Limits	Qualifiers
1,1,1-Trichloroethane	mg/kg	0.05	0.052	104	72-132	
1,1-Dichloroethane	mg/kg	0.05	0.052	103	73-122	
1,2-Dichloroethane	mg/kg	0.05	0.053	106	67-129	
cis-1,2-Dichloroethene	mg/kg	0.05	0.051	102	73-117	
Methylene Chloride	mg/kg	0.05	0.048	95	62-137	
Tetrachloroethene	mg/kg	0.05	0.049	97	59-119	
trans-1,2-Dichloroethene	mg/kg	0.05	0.049	97	71-125	
Trichloroethene	mg/kg	0.05	0.051	101	68-118	
Vinyl chloride	mg/kg	0.05	0.048	97	49-125	
4-Bromofluorobenzene (S)	%.			106	55-129	
Dibromofluoromethane (S)	%.			106	73-133	
Toluene-d8 (S)	%.			96	73-130	

MATRIX SPIKE & MATRIX SPIKE DUPLICATE: 2781244 2781245

Parameter	Units	50278041026 Result	MS Spike Conc.	MSD Spike Conc.	MS Result	MSD Result	MS % Rec	MSD % Rec	% Rec Limits	RPD	Max RPD	Qual
1,1,1-Trichloroethane	mg/kg	0.0025J	0.055	0.047	0.044	0.037	76	72	48-141	18	20	
1,1-Dichloroethane	mg/kg	ND	0.055	0.047	0.042	0.036	77	74	22-160	17	20	
1,2-Dichloroethane	mg/kg	ND	0.055	0.047	0.043	0.038	79	79	35-142	14	20	

Results presented on this page are in the units indicated by the "Units" column except where an alternate unit is presented to the right of the result.

REPORT OF LABORATORY ANALYSIS

This report shall not be reproduced, except in full,
without the written consent of Pace Analytical Services, LLC.

Pace Analytical Services, LLC
7726 Moller Road
Indianapolis, IN 46268
(317)228-3100

QUALITY CONTROL DATA

Project: Amphenol
Pace Project No.: 50278041

MATRIX SPIKE & MATRIX SPIKE DUPLICATE: 2781244 2781245

Parameter	Units	50278041026 Result	MS Spike Conc.	MSD Spike Conc.	MS Result	MSD Result	MS % Rec	MSD % Rec	% Rec Limits	RPD	Max RPD	Qual
cis-1,2-Dichloroethene	mg/kg	ND	0.055	0.047	0.039	0.033	71	69	30-143	17	20	
Methylene Chloride	mg/kg	ND	0.055	0.047	0.045	0.039	82	82	24-158	13	20	
Tetrachloroethene	mg/kg	0.016	0.055	0.047	0.094	0.078	142	130	10-173	18	20	
trans-1,2-Dichloroethene	mg/kg	ND	0.055	0.047	0.039	0.033	70	69	28-156	15	20	
Trichloroethene	mg/kg	0.00044J	0.055	0.047	0.036	0.029	65	60	12-153	21	20	R1
Vinyl chloride	mg/kg	ND	0.055	0.047	0.040	0.035	73	73	21-155	14	20	
4-Bromofluorobenzene (S)	%.						93	92	55-129			
Dibromofluoromethane (S)	%.						100	101	73-133			
Toluene-d8 (S)	%.						106	106	73-130			

Results presented on this page are in the units indicated by the "Units" column except where an alternate unit is presented to the right of the result.

This report shall not be reproduced, except in full,
without the written consent of Pace Analytical Services, LLC.

Pace Analytical Services, LLC
7726 Moller Road
Indianapolis, IN 46268
(317)228-3100

QUALITY CONTROL DATA

Project: Amphenol
Pace Project No.: 50278041

QC Batch: 603327
QC Batch Method: EPA 8260
Analysis Method: EPA 8260
Analysis Description: 8260 MSV 5035A Volatile Organics
Laboratory: Pace Analytical Services - Indianapolis

Associated Lab Samples: 50278041033

METHOD BLANK: 2781723 Matrix: Solid
Associated Lab Samples: 50278041033

Parameter	Units	Blank Result	Reporting Limit	MDL	Analyzed	Qualifiers
1,1,1-Trichloroethane	mg/kg	ND	0.0050	0.00022	01/21/21 14:14	
1,1-Dichloroethane	mg/kg	ND	0.0050	0.00037	01/21/21 14:14	
1,2-Dichloroethane	mg/kg	ND	0.0050	0.00040	01/21/21 14:14	
cis-1,2-Dichloroethene	mg/kg	ND	0.0050	0.00031	01/21/21 14:14	
Methylene Chloride	mg/kg	ND	0.020	0.0024	01/21/21 14:14	
Tetrachloroethene	mg/kg	ND	0.0050	0.00030	01/21/21 14:14	
trans-1,2-Dichloroethene	mg/kg	ND	0.0050	0.00023	01/21/21 14:14	
Trichloroethene	mg/kg	ND	0.0050	0.00020	01/21/21 14:14	
Vinyl chloride	mg/kg	ND	0.0050	0.00018	01/21/21 14:14	
4-Bromofluorobenzene (S)	%.	104	55-129		01/21/21 14:14	
Dibromofluoromethane (S)	%.	101	73-133		01/21/21 14:14	
Toluene-d8 (S)	%.	93	73-130		01/21/21 14:14	

LABORATORY CONTROL SAMPLE: 2781724

Parameter	Units	Spike Conc.	LCS Result	LCS % Rec	% Rec Limits	Qualifiers
1,1,1-Trichloroethane	mg/kg	0.05	0.041	82	72-132	
1,1-Dichloroethane	mg/kg	0.05	0.041	81	73-122	
1,2-Dichloroethane	mg/kg	0.05	0.042	84	67-129	
cis-1,2-Dichloroethene	mg/kg	0.05	0.040	79	73-117	
Methylene Chloride	mg/kg	0.05	0.042	83	62-137	
Tetrachloroethene	mg/kg	0.05	0.037	75	59-119	
trans-1,2-Dichloroethene	mg/kg	0.05	0.039	78	71-125	
Trichloroethene	mg/kg	0.05	0.040	81	68-118	
Vinyl chloride	mg/kg	0.05	0.045	90	49-125	
4-Bromofluorobenzene (S)	%.			109	55-129	
Dibromofluoromethane (S)	%.			105	73-133	
Toluene-d8 (S)	%.			92	73-130	

Results presented on this page are in the units indicated by the "Units" column except where an alternate unit is presented to the right of the result.

This report shall not be reproduced, except in full,
without the written consent of Pace Analytical Services, LLC.

Pace Analytical Services, LLC
7726 Moller Road
Indianapolis, IN 46268
(317)228-3100

QUALITY CONTROL DATA

Project: Amphenol
Pace Project No.: 50278041

QC Batch: 602978
QC Batch Method: SM 2540G
Analysis Method: SM 2540G
Analysis Description: Dry Weight/Percent Moisture
Laboratory: Pace Analytical Services - Indianapolis

Associated Lab Samples: 50278041021, 50278041022, 50278041023, 50278041024, 50278041025, 50278041026, 50278041027, 50278041028, 50278041029, 50278041030, 50278041031, 50278041032, 50278041033, 50278041037

SAMPLE DUPLICATE: 2780319

Parameter	Units	50277952008 Result	Dup Result	RPD	Max RPD	Qualifiers
Percent Moisture	%	8.5	9.6	13	5	N2,R1

SAMPLE DUPLICATE: 2780320

Parameter	Units	50278041026 Result	Dup Result	RPD	Max RPD	Qualifiers
Percent Moisture	%	15.7	15.4	3	5	N2

Results presented on this page are in the units indicated by the "Units" column except where an alternate unit is presented to the right of the result.

This report shall not be reproduced, except in full,
without the written consent of Pace Analytical Services, LLC.

Pace Analytical Services, LLC
7726 Moller Road
Indianapolis, IN 46268
(317)228-3100

QUALIFIERS

Project: Amphenol
Pace Project No.: 50278041

DEFINITIONS

DF - Dilution Factor, if reported, represents the factor applied to the reported data due to dilution of the sample aliquot.

ND - Not Detected at or above adjusted reporting limit.

TNTC - Too Numerous To Count

J - Estimated concentration above the adjusted method detection limit and below the adjusted reporting limit.

MDL - Adjusted Method Detection Limit.

PQL - Practical Quantitation Limit.

RL - Reporting Limit - The lowest concentration value that meets project requirements for quantitative data with known precision and bias for a specific analyte in a specific matrix.

S - Surrogate

1,2-Diphenylhydrazine decomposes to and cannot be separated from Azobenzene using Method 8270. The result for each analyte is a combined concentration.

Consistent with EPA guidelines, unrounded data are displayed and have been used to calculate % recovery and RPD values.

LCS(D) - Laboratory Control Sample (Duplicate)

MS(D) - Matrix Spike (Duplicate)

DUP - Sample Duplicate

RPD - Relative Percent Difference

NC - Not Calculable.

SG - Silica Gel - Clean-Up

U - Indicates the compound was analyzed for, but not detected.

N-Nitrosodiphenylamine decomposes and cannot be separated from Diphenylamine using Method 8270. The result reported for each analyte is a combined concentration.

Pace Analytical is TNI accredited. Contact your Pace PM for the current list of accredited analytes.

TNI - The NELAC Institute.

ANALYTE QUALIFIERS

D4	Sample was diluted due to the presence of high levels of target analytes.
N2	The lab does not hold NELAC/TNI accreditation for this parameter but other accreditations/certifications may apply. A complete list of accreditations/certifications is available upon request.
R1	RPD value was outside control limits.

This report shall not be reproduced, except in full,
without the written consent of Pace Analytical Services, LLC.

Pace Analytical Services, LLC
7726 Moller Road
Indianapolis, IN 46268
(317)228-3100

QUALITY CONTROL DATA CROSS REFERENCE TABLE

Project: Amphenol
Pace Project No.: 50278041

Lab ID	Sample ID	QC Batch Method	QC Batch	Analytical Method	Analytical Batch
50278041034	**EB-3 WT**	EPA 8260	602908		
50278041035	**TB-3 WT**	EPA 8260	602908		
50278041001	**GP-74SL (13.00'-13.50')**	EPA 8260	603190		
50278041002	**GP-74SL (21.00'-21.50')**	EPA 8260	602773		
50278041003	**GP-74SL (21.50'-22.00')**	EPA 8260	602773		
50278041004	**GP-75SL (13.00'-13.50')**	EPA 8260	602773		
50278041005	**GP-75SL (22.00'-22.50')**	EPA 8260	602773		
50278041006	**GP-75SL (22.50'-23.00')**	EPA 8260	602773		
50278041007	**GP-76SL (15.00'-15.50')**	EPA 8260	602773		
50278041008	**GP-76SL (23.25'-23.75')**	EPA 8260	602773		
50278041009	**GP-76SL (23.75'-24.25')**	EPA 8260	602995		
50278041010	**GP-77SL (14.50'-15.00')**	EPA 8260	603190		
50278041011	**GP-77SL (21.50'-22.00')**	EPA 8260	602995		
50278041012	**GP-77SL (22.00'-22.50')**	EPA 8260	602995		
50278041013	**GP-78SL (15.00'-15.25')**	EPA 8260	602995		
50278041014	**GP-78SL (20.50'-21.00')**	EPA 8260	602995		
50278041015	**GP-78SL (21.00'-21.50')**	EPA 8260	602995		
50278041016	**GP-78SL (24.50'-25.00')**	EPA 8260	602996		
50278041017	**GP-79SL (14.50'-15.00')**	EPA 8260	602985		
50278041018	**GP-79SL (22.50'-23.00')**	EPA 8260	603190		
50278041019	**GP-79SL (23.00'-23.50')**	EPA 8260	603190		
50278041020	**GP-79SL (24.00'-24.50')**	EPA 8260	603190		
50278041021	**GP-80SL (14.50'-15.00')**	EPA 8260	603190		
50278041022	**GP-80SL (22.50'-23.00')**	EPA 8260	602995		
50278041023	**GP-80SL (23.00'-23.50')**	EPA 8260	602995		
50278041024	**GP-80SL (24.50'-25.00')**	EPA 8260	603190		
50278041025	**GP-80SL (24.00'-24.50')**	EPA 8260	603190		
50278041026	**GP-81SL (15.00'-15.50')**	EPA 8260	603190		
50278041027	**GP-81SL (24.00'-24.50')**	EPA 8260	602995		
50278041028	**GP-81SL (26.00'-26.50')**	EPA 8260	603190		
50278041029	**GP-82SL (13.50'-14.00')**	EPA 8260	603190		
50278041030	**GP-82SL (20.00'-20.50')**	EPA 8260	603190		
50278041031	**GP-82SL (20.50'-21.00')**	EPA 8260	602996		
50278041032	**FD-9SL**	EPA 8260	603190		
50278041033	**FD-10SL**	EPA 8260	603327		
50278041036	**GP-81SL (22.50'-23.00')**	EPA 8260	602995		
50278041037	**FD-8SL**	EPA 8260	602995		
50278041001	**GP-74SL (13.00'-13.50')**	SM 2540G	602977		
50278041002	**GP-74SL (21.00'-21.50')**	SM 2540G	602977		
50278041003	**GP-74SL (21.50'-22.00')**	SM 2540G	602977		

This report shall not be reproduced, except in full,
without the written consent of Pace Analytical Services, LLC.

Pace Analytical Services, LLC
7726 Moller Road
Indianapolis, IN 46268
(317)228-3100

QUALITY CONTROL DATA CROSS REFERENCE TABLE

Project: Amphenol
Pace Project No.: 50278041

Lab ID	Sample ID	QC Batch Method	QC Batch	Analytical Method	Analytical Batch
50278041004	**GP-75SL (13.00'-13.50')**	SM 2540G	602977		
50278041005	**GP-75SL (22.00'-22.50')**	SM 2540G	602977		
50278041007	**GP-76SL (15.00'-15.50')**	SM 2540G	602977		
50278041008	**GP-76SL (23.25'-23.75')**	SM 2540G	602977		
50278041009	**GP-76SL (23.75'-24.25')**	SM 2540G	602977		
50278041010	**GP-77SL (14.50'-15.00')**	SM 2540G	602977		
50278041011	**GP-77SL (21.50'-22.00')**	SM 2540G	602977		
50278041012	**GP-77SL (22.00'-22.50')**	SM 2540G	602977		
50278041013	**GP-78SL (15.00'-15.25')**	SM 2540G	602977		
50278041014	**GP-78SL (20.50'-21.00')**	SM 2540G	602977		
50278041015	**GP-78SL (21.00'-21.50')**	SM 2540G	602977		
50278041016	**GP-78SL (24.50'-25.00')**	SM 2540G	602977		
50278041017	**GP-79SL (14.50'-15.00')**	SM 2540G	602977		
50278041018	**GP-79SL (22.50'-23.00')**	SM 2540G	602977		
50278041019	**GP-79SL (23.00'-23.50')**	SM 2540G	602977		
50278041020	**GP-79SL (24.00'-24.50')**	SM 2540G	602977		
50278041021	**GP-80SL (14.50'-15.00')**	SM 2540G	602978		
50278041022	**GP-80SL (22.50'-23.00')**	SM 2540G	602978		
50278041023	**GP-80SL (23.00'-23.50')**	SM 2540G	602978		
50278041024	**GP-80SL (24.50'-25.00')**	SM 2540G	602978		
50278041025	**GP-80SL (24.00'-24.50')**	SM 2540G	602978		
50278041026	**GP-81SL (15.00'-15.50')**	SM 2540G	602978		
50278041027	**GP-81SL (24.00'-24.50')**	SM 2540G	602978		
50278041028	**GP-81SL (26.00'-26.50')**	SM 2540G	602978		
50278041029	**GP-82SL (13.50'-14.00')**	SM 2540G	602978		
50278041030	**GP-82SL (20.00'-20.50')**	SM 2540G	602978		
50278041031	**GP-82SL (20.50'-21.00')**	SM 2540G	602978		
50278041032	**FD-9SL**	SM 2540G	602978		
50278041033	**FD-10SL**	SM 2540G	602978		
50278041036	**GP-81SL (22.50'-23.00')**	SM 2540G	603184		
50278041037	**FD-8SL**	SM 2540G	602978		

This report shall not be reproduced, except in full,
without the written consent of Pace Analytical Services, LLC.

WO#: 50278041

50278041

CHAIN-OF-CUSTODY / Analytical Request Document

The Chain-of-Custody is a LEGAL DOCUMENT. All relevant fields must be completed accurately.

Project Information:		Section C Invoice Information:	
Company: IWM Consulting	Report To: Chris Parks	Attention: SAME	
Address: 7428 Rockville Road	Copy To: bgentry@iwmconsult.com	Company Name:	
Indianapolis, IN 46214		Address:	Regulatory Agency
Email: cparks@iwmconsult.com	Purchase Order #:	Pace Quote:	
Phone: 317-968-9265 Fax:	Project Name: Amphenol	Pace Project Manager: heather.patterson@pacelabs.com	State / Location
Requested Due Date: 48-hour; Level IV	Project #:	Pace Profile #: 658	IN

ITEM #	SAMPLE ID (One Character per box. (A-Z, 0-9 / , -) Sample Ids must be unique)	MATRIX CODE (see valid codes to left)	SAMPLE TYPE (G=GRAB C=COMP)	COLLECTED START DATE	COLLECTED START TIME	COLLECTED END DATE	COLLECTED END TIME	SAMPLE TEMP AT COLLECTION	# OF CONTAINERS	Preservatives: Unpreserved	H2SO4	HNO3	HCl	NaOH	Na2S2O3	Methanol	Other	Analyses Test (Y/N): VOC by 8260 Shortlist	% moisture	Residual Chlorine (Y/N)	
1	GP-74 SL (13.00'-13.50')	SL	G			1/18/21	11:35		4	1						1	2	X	X		001
2	GP-74 SL (21.00'-21.50')	SL	G			1/18/21	11:40		4	1						1	2	X	X		002
3	GP-74 SL (21.50'-22.00')	SL	G			1/18/21	11:45		4	1						1	2	X	X		003
4	GP-75 SL (13.00'-13.50')	SL	G			1/18/21	12:30		4	1						1	2	X	X		004
5	GP-75 SL (22.00'-22.50')	SL	G			1/18/21	12:40		4	1						1	2	X	X		005
6	GP-75 SL (22.50'-23.00')	SL	G			1/18/21	12:45		4	1						1	2	X	X		006
7	GP-76 SL (15.00'-15.50')	SL	G			1/18/21	14:25		4	1						1	2	X	X		007
8	GP-76 SL (23.25'-23.75')	SL	G			1/18/21	14:30		4	1						1	2	X	X		008
9	GP-76 SL (23.75'-24.25')	SL	G			1/18/21	14:35		4	1						1	2	X	X		009
10	GP-77 SL (14.50'-15.00')	SL	G			1/18/21	15:00		4	1						1	2	X	X		010
11	GP-77 SL (21.50'-22.00')	SL	G			1/18/21	15:15		4	1						1	2	X	X		011
12	GP-77 SL (22.00'-22.50')	SL	G			1/18/21	15:20		4	1						1	2	X	X		012

ADDITIONAL COMMENTS	RELINQUISHED BY / AFFILIATION	DATE	TIME	ACCEPTED BY / AFFILIATION	DATE	TIME	SAMPLE CONDITIONS			
Shortlist includes:	Luke Lohrstorfer / IWM	1/19/21	08:41	Daniel Lawson / Pace	1/19/21	0841	1.1	Y	N	Y
- 1,1-DCA - PCE										
- 1,2-DCA - TCE										
- cis-1,2-DCE - 1,1,1-TCA										
- trans-1,2-DCE - vinyl chloride										
- methylene choride										

SAMPLER NAME AND SIGNATURE	
PRINT Name of SAMPLER: Luke Lohrstorfer	
SIGNATURE of SAMPLER: Luke Lohrstorfer	DATE Signed: 1/19/21

TEMP in C | Received on Ice (Y/N) | Custody Sealed Cooler (Y/N) | Samples Intact (Y/N)

CHAIN-OF-CUSTODY / Analytical Request Document

The Chain-of-Custody is a LEGAL DOCUMENT. All relevant fields must be completed accurately.

Section A — Required Client Information:

Company:	IWM Consulting
Address:	7428 Rockville Road, Indianapolis, IN 46214
Email:	cparks@iwmconsult.com
Phone: 317-968-9265	Fax:
Requested Due Date:	48-hours ; Level IV

Section B — Required Project Information:

Report To:	Chris Parks
Copy To:	bgentry@iwmconsult.com
Purchase Order #:	
Project Name:	Amphenol
Project #:	

Section C — Invoice Information:

Attention:	SAME
Company Name:	
Address:	
Pace Quote:	
Pace Project Manager:	heather.patterson@pacelabs.com
Pace Profile #:	658

Regulatory Agency	State / Location
	IN

MATRIX CODE: Drinking Water DW; Water WT; Waste Water WW; Product P; Soil/Solid SL; Oil OL; Wipe WP; Air AR; Other OT; Tissue TS

ITEM #	SAMPLE ID (One Character per box. (A-Z, 0-9 / , -) Sample Ids must be unique)	MATRIX CODE (see valid codes to left)	SAMPLE TYPE (G=GRAB C=COMP)	COLLECTED START DATE	COLLECTED START TIME	COLLECTED END DATE	COLLECTED END TIME	SAMPLE TEMP AT COLLECTION	# OF CONTAINERS	Preservatives: Unpreserved	H2SO4	HNO3	HCl	NaOH	Na2S2O3	Methanol	Other	Analyses Test: VOC by 8260 Shortlist	% moisture	Residual Chlorine (Y/N)	
1	GP-78 SL (15.00'-15.25')	SL	G			1/18/21	16:09		4	1						1	2	X	X		013
2	GP-78 SL (20.50'-21.00')	SL	G			1/18/21	16:25		4	1						1	2	X	X		014
3	GP-78 SL (21.00'-21.50')	SL	G			1/18/21	16:30		4	1						1	2	X	X		015
4	GP-78 SL (24.50'-25.00')	SL	G			1/18/21	16:35		4	1						1	2	X	X		016
5	GP-79 SL (14.50'-15.00')	SL	G			1/18/21	9:15		4	1						1	2	X	X		017
6	GP-79 SL (22.50'-23.00')	SL	G			1/18/21	9:35		4	1						1	2	X	X		018
7	GP-79 SL (23.00'-23.50')	SL	G			1/18/21	9:40		4	1						1	2	X	X		019
8	GP-79 SL (24.00'-24.50')	SL	G			1/18/21	9:45		4	1						1	2	X	X		020
9	GP-80 SL (14.50'-15.00')	SL	G			1/18/21	10:12		4	1						1	2	X	X		021
10	GP-80 SL (22.50'-23.00')	SL	G			1/18/21	10:15		4	1						1	2	X	X		022
11	GP-80 SL (23.00'-23.50')	SL	G			1/18/21	10:20		4	1						1	2	X	X		023
12	GP-80 SL (24.50'-25.00')	SL	G			1/18/21	10:05		4	1						1	2	X	X		024

ADDITIONAL COMMENTS	RELINQUISHED BY / AFFILIATION	DATE	TIME	ACCEPTED BY / AFFILIATION	DATE	TIME	SAMPLE CONDITIONS: TEMP in C	Received on Ice (Y/N)	Custody Sealed Cooler (Y/N)	Samples Intact (Y/N)
Shortlist includes:	Luke Lohrstorfer / IWM	1/19/21	08:41	Daniel Pearson / Pace	1/19/21	0841	1.1	Y	N	Y
- 1,1-DCA - PCE										
- 1,2-DCA - 1,1,1-TCA										
- cis-1,2-DCE - TCE										
- trans-1,2-DCE - vinyl chloride										
- methylene chloride										

SAMPLER NAME AND SIGNATURE

PRINT Name of SAMPLER: Luke Lohrstorfer

SIGNATURE of SAMPLER: Luke Lohrstorfer — DATE Signed: 01/19/21

CHAIN-OF-CUSTODY / Analytical Request Document

The Chain-of-Custody is a LEGAL DOCUMENT. All relevant fields must be completed accurately.

Page : 3 Of 3

Section A — Required Client Information:

Company:	IWM Consulting
Address:	7428 Rockville Road, Indianapolis, IN 46214
Email:	cparks@iwmconsult.com
Phone: 317-968-9265	Fax:
Requested Due Date:	48-hour; Level IV QA/QC

Section B — Required Project Information:

Report To:	Chris Parks
Copy To:	bgentry@iwmconsult.com
Purchase Order #:	
Project Name:	Amphenol
Project #:	

Section C — Invoice Information:

Attention:	
Company Name:	
Address:	
Pace Quote:	
Pace Project Manager:	heather.patterson@pacelabs.com
Pace Profile #:	658

Regulatory Agency:

State / Location: IN

Requested Analysis Filtered (Y/N): Y/N

Analyses Test: VOC by 8260 Shortlist; % moisture

ITEM #	SAMPLE ID (One Character per box. (A-Z, 0-9 / , -) Sample Ids must be unique)	MATRIX CODE (see valid codes to left)	SAMPLE TYPE (G=GRAB C=COMP)	COLLECTED START DATE	COLLECTED START TIME	COLLECTED END DATE	COLLECTED END TIME	SAMPLE TEMP AT COLLECTION	# OF CONTAINERS	Unpreserved	H2SO4	HNO3	HCl	NaOH	Na2S2O3	Methanol	Other	VOC by 8260 Shortlist	% moisture	Residual Chlorine (Y/N)	
1	GP-80 SL (24.00'-24.50')	SL	G			1/18/21	10:25		4	1						1	2	X	X		025
2	(MS/MSD) GP-81 SL (15.00'-15.50')	SL	G			1/18/21	10:50		12	3						3	6	X	X		026
3	GP-81 SL (22.50'-23.00')	SL	G			1/18/21	11:00		4	1						1	2	X	X		~~028~~ 027
4	GP-81 SL (24.00'-24.50')	SL	G			1/18/21	11:05		4	1						1	2	X	X		~~029~~ 028
5	GP-81 SL (26.00'-26.50')	SL	G			1/18/21	11:10		4	1						1	2	X	X		~~030~~ 029
6	GP-82 SL (13.50'-14.00')	SL	G			1/18/21	13:05		4	1						1	2	X	X		~~031~~ 030
7	GP-82 SL (20.00'-20.50')	SL	G			1/18/21	13:35		4	1						1	2	X	X		~~032~~ 031
8	GP-82 SL (20.50'-21.00')	SL	G			1/18/21	13:40		4	1						1	2	X	X		~~033~~ 032
9	FD-9 SL	SL	G			1/18/21	—		4	1						1	2	X	X		~~034~~ 033
10	FD-10 SL	SL	G			1/18/21	—		4	1						1	2	X	X		~~035~~ 034
11	EB3 WT	WT	G			1/18/21	16:45		3				3					X			~~036~~ 035
12	TB-3 WT	WT	G			1/18/21	—		3				3					X			~~037~~ 036

ADDITIONAL COMMENTS	RELINQUISHED BY / AFFILIATION	DATE	TIME	ACCEPTED BY / AFFILIATION	DATE	TIME	SAMPLE CONDITIONS			
Shortlist includes:	Luke Lohstorfer / IWM	1/19/21	08:48	Daniel Pearson / Pace	1/19/21	0841	11	Y	N	Y
- 1,1-DCA - PCE										
- 1,2-DCA - 1,1,1-TCA										
- cis-1,2-DCE - TCE										
- trans-1,2-DCE - vinyl chloride										
- methylene chloride										

SAMPLER NAME AND SIGNATURE			
PRINT Name of SAMPLER:	Luke Lohstorfer		
SIGNATURE of SAMPLER:	Luke Lohstorfer	DATE Signed:	01/19/21

TEMP in C | Received on Ice (Y/N) | Custody Sealed Cooler (Y/N) | Samples Intact (Y/N)

F-IN-Q-290-rev.19,23Jul2020

Pace Analytical

SAMPLE CONDITION UPON RECEIPT FORM

Date/Time and Initials of person examining contents: DMP 1/19/21 0902

Courier: Fed Ex UPS (Client) Pace USPS Other _____

Custody Seal on Cooler/Box Present: Yes (No) **(If yes)Seals Intact:** Yes No **(leave blank if no seals were present)**

Packing Material: Bubble Wrap (Bubble Bags) None (Other) ziploc/Plastic

Thermometer: 1 2 3 4 5 6 A B C D E (F) **Ice Type:** (Wet) Blue None

Cooler Temperature: 1.2/1.1 **If temp. is over 6°C or under 0°C, was the PM notified?:** Yes No

Temp should be above freezing to 6°C **(Initial/Corrected)**

All discrepancies will be written out in the comments section below.

	Yes	No		Yes	No	N/A
Are samples from West Virginia? Document any containers out of temp.		✓	All containers needing acid/base pres. Have been CHECKED?: **exceptions: VOA, coliform, LLHg, O&G, and any container with a septum cap or preserved with HCl.** **Circle:** **HNO3 (<2) H2SO4 (<2) NaOH (>10) NaOH/ZnAc (>9)** Any non-conformance to pH recommendations will be noted on the container count form			✓
USDA Regulated Soils? (HI, ID, NY, WA, OR,CA, NM, TX, OK, AR, LA, TN, AL, MS, NC, SC, GA, FL, or Puerto Rico)		✓				
Short Hold Time Analysis (48 hours or less)? Analysis: TC	✓			Present	Absent	N/A
			Residual Chlorine Check (SVOC 625 Pest/PCB 608)			✓
Time 5035A TC placed in Freezer or Short Holds To Lab	Time: 0955		Residual Chlorine Check (Total/Amenable/Free Cyanide)			✓
Rush TAT Requested (4 days or less): 48 HR	✓		Headspace Wisconsin Sulfide?			✓
Custody Signatures Present?	✓		Headspace in VOA Vials (>6mm):			✓
Containers Intact?:			Trip Blank Present?		✓	
Sample Label (IDs/Dates/Times) Match COC?: Except TCs, which only require sample ID		✓	Trip Blank Custody Seals?:			✓
Extra labels on Terracore Vials? (soils only)		✓				

COMMENTS: 'GP-81 SL (22.50-23.00') not rcvd. TC containers rcvd as 'GP-81 SL (15.00'-15.5') with a date/time labeled as '1/18 1100'. / "GP-78 SL (15.00'-15.25')" TC containers rcvd as "GP-78 SL (15'-15.5')" which matches the date/time for GP-78 SL (15.00'-15.25'). / Extra TC containers rcvd as "FD-8 SL" with a date/time of 1/18. / DMP 1/19/21

Per client, containers with date/time 01/18/21 1100 are sample GP-81 SL (22.5-23.00').

Depths for GP-78 SL (15-15.25') are correct on the COC.

Sample FD-8 SL should be included for 8260 analysis. 011921hmp

COC PAGE 1 of 3

Sample Container Count

Sample Line Item	WGFU	SBS DI BK Kit R	DG9H VG9H	VOA VIAL HS (>6mm)	VG9U	DG9U	DG9T	AG0U	AG1H	AG1U	AG3S	AG3C	BP1U	BP1N	BP2U	BP3U	BP3N	BP3F	BP3S	BP3B	BP3Z	CG3H				Matrix	pH <2	pH >9	pH>10
1		4																								SL			
2																													
3																													
4																													
5																													
6																													
7																													
8																													
9																													
10																													
11																													
12																													

Container Codes

Glass

DG9B	40mL Na Bisulfate amber vial	AG0U	100mL unpres amber glass
DG9H	40mL HCl amber voa vial	AG1H	1L HCl amber glass
DG9M	40mL MeOH clear vial	AG1S	1L H2SO4 amber glass
DG9P	40mL TSP amber vial	AG1T	1L Na Thiosulfate amber glass
DG9S	40mL H2SO4 amber vial	AG1U	1liter unpres amber glass
DG9T	40mL Na Thio amber vial	AG2N	500mL HNO3 amber glass
DG9U	40mL unpreserved **amber** vial	AG2S	500mL H2SO4 amber glass
VG9H	40mL HCl clear vial	AG2U	500mL unpres amber glass
VG9T	40mL Na Thio. clear vial	AG3S	250mL H2SO4 amber glass
VG9U	40mL unpreserved **clear** vial	AG3U	250mL unpres amber glass
VGFX	40mL w/hexane wipe vial	AG3C	250mL NaOH amber glass
VSG	Headspace septa vial & HCl	BG1H	1L HCl clear glass
WGKU	8oz unpreserved clear jar	BG1S	1L H2SO4 clear glass
WGFU	4oz clear soil jar	BG1T	1L Na Thiosulfate clear glass
JGFU	4oz unpreserved amber wide	BG1U	1L unpreserved glass
CG3H	250mL clear glass HCl	BG3H	250mL HCl Clear Glass

Plastic / Misc.

BG3U	250mL Unpres Clear Glass
BP1A	1L NaOH, Asc Acid plastic
BP1N	1L HNO3 plastic
BP1S	1L H2SO4 plastic
BP1U	1L unpreserved plastic
BP1Z	1L NaOH, Zn, Ac
BP2A	500mL NaOH, Asc Acid plastic
BP2N	500mL HNO3 plastic
BP2O	500mL NaOH plastic
BP2S	500mL H2SO4 plastic
BP2U	500mL unpreserved plastic
BP2Z	500mL NaOH, Zn Ac
BP3B	250mL NaOH plastic
BP3N	250mL HNO3 plastic
BP3F	250mL HNO3 plastic (field filtered)

BP3U	250mL unpreserved plastic
BP3S	250mL H2SO4 plastic
BP3Z	250mL NaOH, Zn Ac plastic

AF	Air Filter
C	Air Cassettes
R	Terra core kit
SP5T	120mL Coliform Na Thiosulfate
U	Summa Can
ZPLC	Ziploc Bag

WT	Water
SL	Solid
NAL	Non-aqueous liquid
WP	Wipe

COC PAGE 2 of 3

Sample Container Count

Sample Line Item	WGFU	SBS DI BK Kit R	DG9H VG9H	VOA VIAL HS (>6mm)	VG9U	DG9U	DG9T	AG0U	AG1H	AG1U	AG3S	AG3C	BP1U	BP1N	BP2U	BP3U	BP3N	BP3F	BP3S	BP3B	BP3Z	CG3H				Matrix	pH <2	pH >9	pH>10
1		✱			GP-78 SL (15.00'-15.50')																					SL			
2																													
3																													
4																													
5																													
6																													
7																													
8																													
9																													
10																													
11																													
12																													

Container Codes

Glass

DG9B	40mL Na Bisulfate amber vial	AG0U	100mL unpres amber glass
DG9H	40mL HCl amber voa vial	AG1H	1L HCl amber glass
DG9M	40mL MeOH clear vial	AG1S	1L H2SO4 amber glass
DG9P	40mL TSP amber vial	AG1T	1L Na Thiosulfate amber glass
DG9S	40mL H2SO4 amber vial	AG1U	1liter unpres amber glass
DG9T	40mL Na Thio amber vial	AG2N	500mL HNO3 amber glass
DG9U	40mL unpreserved **amber** vial	AG2S	500mL H2SO4 amber glass
VG9H	40mL HCl clear vial	AG2U	500mL unpres amber glass
VG9T	40mL Na Thio. clear vial	AG3S	250mL H2SO4 amber glass
VG9U	40mL unpreserved **clear** vial	AG3U	250mL unpres amber glass
VGFX	40mL w/hexane wipe vial	AG3C	250mL NaOH amber glass
VSG	Headspace septa vial & HCl	BG1H	1L HCl clear glass
WGKU	8oz unpreserved clear jar	BG1S	1L H2SO4 clear glass
WGFU	4oz clear soil jar	BG1T	1L Na Thiosulfate clear glass
JGFU	4oz unpreserved amber wide	BG1U	1L unpreserved glass
CG3H	250mL clear glass HCl	BG3H	250mL HCl Clear Glass

Plastic / Misc.

BG3U	250mL Unpres Clear Glass
BP1A	1L NaOH, Asc Acid plastic
BP1N	1L HNO3 plastic
BP1S	1L H2SO4 plastic
BP1U	1L unpreserved plastic
BP1Z	1L NaOH, Zn, Ac
BP2A	500mL NaOH, Asc Acid plastic
BP2N	500mL HNO3 plastic
BP2O	500mL NaOH plastic
BP2S	500mL H2SO4 plastic
BP2U	500mL unpreserved plastic
BP2Z	500mL NaOH, Zn Ac
BP3B	250mL NaOH plastic
BP3N	250mL HNO3 plastic
BP3F	250mL HNO3 plastic (field filtered)
BP3U	250mL unpreserved plastic
BP3S	250mL H2SO4 plastic
BP3Z	250mL NaOH, Zn Ac plastic

AF	Air Filter
C	Air Cassettes
R	Terra core kit
SP5T	120mL Coliform Na Thiosulfate
U	Summa Can
ZPLC	Ziploc Bag

WT	Water
SL	Solid
NAL	Non-aqueous liquid
WP	Wipe

COC PAGE 3 of 3

Sample Container Count

Sample Line Item	WGFU	SBS DL BK Kit R	DG9H VG9H	VOA VIAL HS (>6mm)	VG9U	DG9U	DG9T	AG0U	AG1H	AG1U	AG3S	AG3C	BP1U	BP1N	BP2U	BP3U	BP3N	BP3F	BP3S	BP3B	BP3Z	CG3H				Matrix	pH <2	pH >9	pH>10
1		4																								SL			
2		12																								SL			
3																													
4		4																								SL			
5																													
6																													
7																													
8																													
9																													
10	DMP 1/19/21																												
11	DMP 1/19/21		3																							WT	DMP	1/19/21	
12					3																					WT	DMP	1/19/21	

Container Codes

Glass

DG9B	40mL Na Bisulfate amber vial	AG0U	100mL unpres amber glass
DG9H	40mL HCl amber voa vial	AG1H	1L HCl amber glass
DG9M	40mL MeOH clear vial	AG1S	1L H2SO4 amber glass
DG9P	40mL TSP amber vial	AG1T	1L Na Thiosulfate amber glass
DG9S	40mL H2SO4 amber vial	AG1U	1liter unpres amber glass
DG9T	40mL Na Thio amber vial	AG2N	500mL HNO3 amber glass
DG9U	40mL unpreserved **amber** vial	AG2S	500mL H2SO4 amber glass
VG9H	40mL HCl clear vial	AG2U	500mL unpres amber glass
VG9T	40mL Na Thio. clear vial	AG3S	250mL H2SO4 amber glass
VG9U	40mL unpreserved **clear** vial	AG3U	250mL unpres amber glass
VGFX	40mL w/hexane wipe vial	AG3C	250mL NaOH amber glass
VSG	Headspace septa vial & HCl	BG1H	1L HCl clear glass
WGKU	8oz unpreserved clear jar	BG1S	1L H2SO4 clear glass
WGFU	4oz clear soil jar	BG1T	1L Na Thiosulfate clear glass
JGFU	4oz unpreserved amber wide	BG1U	1L unpreserved glass
CG3H	250mL clear glass HCl	BG3H	250mL HCl Clear Glass

Plastic / Misc.

BG3U	250mL Unpres Clear Glass
BP1A	1L NaOH, Asc Acid plastic
BP1N	1L HNO3 plastic
BP1S	1L H2SO4 plastic
BP1U	1L unpreserved plastic
BP1Z	1L NaOH, Zn, Ac
BP2A	500mL NaOH, Asc Acid plastic
BP2N	500mL HNO3 plastic
BP2O	500mL NaOH plastic
BP2S	500mL H2SO4 plastic
BP2U	500mL unpreserved plastic
BP2Z	500mL NaOH, Zn Ac
BP3B	250mL NaOH plastic
BP3N	250mL HNO3 plastic
BP3F	250mL HNO3 plastic (field filtered)
BP3U	250mL unpreserved plastic
BP3S	250mL H2SO4 plastic
BP3Z	250mL NaOH, Zn Ac plastic

AF	Air Filter
C	Air Cassettes
R	Terra core kit
SP5T	120mL Coliform Na Thiosulfate
U	Summa Can
ZPLC	Ziploc Bag

WT	Water
SL	Solid
NAL	Non-aqueous liquid
WP	Wipe

COC PAGE 4 of 3 (additions)

Sample Container Count

Sample Line Item	WGFU	SBS DI BK Kit R	DG9H VG9H	VOA VIAL HS (>6mm)	VG9U	DG9U	DG9T	AG0U	AG1H	AG1U	AG3S	AG3C	BP1U	BP1N	BP2U	BP3U	BP3N	BP3F	BP3S	BP3B	BP3Z	CG3H				Matrix	pH <2	pH >9	pH>10
1		4		GP-81 SL (15.00-15.50')																						SL			
2		4		FD-8 SL																						SL			
3																													
4																													
5																													
6																													
7																													
8																													
9																													
10																													
11																													
12																													

Container Codes

Glass

DG9B	40mL Na Bisulfate amber vial	AG0U	100mL unpres amber glass
DG9H	40mL HCl amber voa vial	AG1H	1L HCl amber glass
DG9M	40mL MeOH clear vial	AG1S	1L H2SO4 amber glass
DG9P	40mL TSP amber vial	AG1T	1L Na Thiosulfate amber glass
DG9S	40mL H2SO4 amber vial	AG1U	1liter unpres amber glass
DG9T	40mL Na Thio amber vial	AG2N	500mL HNO3 amber glass
DG9U	40mL unpreserved **amber** vial	AG2S	500mL H2SO4 amber glass
VG9H	40mL HCl clear vial	AG2U	500mL unpres amber glass
VG9T	40mL Na Thio. clear vial	AG3S	250mL H2SO4 amber glass
VG9U	40mL unpreserved **clear** vial	AG3U	250mL unpres amber glass
VGFX	40mL w/hexane wipe vial	AG3C	250mL NaOH amber glass
VSG	Headspace septa vial & HCl	BG1H	1L HCl clear glass
WGKU	8oz unpreserved clear jar	BG1S	1L H2SO4 clear glass
WGFU	4oz clear soil jar	BG1T	1L Na Thiosulfate clear glass
JGFU	4oz unpreserved amber wide	BG1U	1L unpreserved glass
CG3H	250mL clear glass HCl	BG3H	250mL HCl Clear Glass

Plastic / Misc.

BG3U	250mL Unpres Clear Glass
BP1A	1L NaOH, Asc Acid plastic
BP1N	1L HNO3 plastic
BP1S	1L H2SO4 plastic
BP1U	1L unpreserved plastic
BP1Z	1L NaOH, Zn, Ac
BP2A	500mL NaOH, Asc Acid plastic
BP2N	500mL HNO3 plastic
BP2O	500mL NaOH plastic
BP2S	500mL H2SO4 plastic
BP2U	500mL unpreserved plastic
BP2Z	500mL NaOH, Zn Ac
BP3B	250mL NaOH plastic
BP3N	250mL HNO3 plastic
BP3F	250mL HNO3 plastic (field filtered)

BP3U	250mL unpreserved plastic
BP3S	250mL H2SO4 plastic
BP3Z	250mL NaOH, Zn Ac plastic

AF	Air Filter
C	Air Cassettes
R	Terra core kit
SP5T	120mL Coliform Na Thiosulfate
U	Summa Can
ZPLC	Ziploc Bag

WT	Water
SL	Solid
NAL	Non-aqueous liquid
WP	Wipe

Pace Analytical Services, LLC
7726 Moller Road
Indianapolis, IN 46268
(317)228-3100

August 20, 2021

Mr. Chris Newell
IWM Consulting
7428 Rockville Road
Indianapolis, IN 46214

RE: Project: Amphenol
Pace Project No.: 50294555

Dear Mr. Newell:

Enclosed are the analytical results for sample(s) received by the laboratory on August 10, 2021. The results relate only to the samples included in this report. Results reported herein conform to the applicable TNI/NELAC Standards and the laboratory's Quality Manual, where applicable, unless otherwise noted in the body of the report.

The test results provided in this final report were generated by each of the following laboratories within the Pace Network:

- Pace Analytical Services - Indianapolis

Revised report replaces report dated 08/19/21. Changed client sample ID for sample -005. 082021hmp

If you have any questions concerning this report, please feel free to contact me.

Sincerely,

Heather Patterson
heather.patterson@pacelabs.com
(317)228-3100
Project Manager

Enclosures

cc: Mr. Brad Gentry, IWM Consulting
Mr. Chris Parks, IWM Consulting Group

This report shall not be reproduced, except in full,
without the written consent of Pace Analytical Services, LLC.

Pace Analytical Services, LLC
7726 Moller Road
Indianapolis, IN 46268
(317)228-3100

CERTIFICATIONS

Project:	Amphenol
Pace Project No.:	50294555

Pace Analytical Services Indianapolis

7726 Moller Road, Indianapolis, IN 46268
Illinois Accreditation #: 200074
Indiana Drinking Water Laboratory #: C-49-06
Kansas/TNI Certification #: E-10177
Kentucky UST Agency Interest #: 80226
Kentucky WW Laboratory ID #: 98019
Michigan Drinking Water Laboratory #9050
Ohio VAP Certified Laboratory #: CL0065
Oklahoma Laboratory #: 9204
Texas Certification #: T104704355
Wisconsin Laboratory #: 999788130
USDA Soil Permit #: P330-19-00257

This report shall not be reproduced, except in full,
without the written consent of Pace Analytical Services, LLC.

Pace Analytical Services, LLC
7726 Moller Road
Indianapolis, IN 46268
(317)228-3100

SAMPLE SUMMARY

Project: Amphenol
Pace Project No.: 50294555

Lab ID	Sample ID	Matrix	Date Collected	Date Received
50294555001	**GP-83 SL (20'-20.5')**	Solid	08/09/21 10:28	08/10/21 17:00
50294555002	**GP-83 SL (25.0'-25.5')**	Solid	08/09/21 10:48	08/10/21 17:00
50294555003	**GP-83 SL (25.5'-26.0')**	Solid	08/09/21 10:52	08/10/21 17:00
50294555004	**GP-83 SL (26.0'-26.5')**	Solid	08/09/21 10:55	08/10/21 17:00
50294555005	**GP-84 SL (22.0'-22.5')**	Solid	08/09/21 12:15	08/10/21 17:00
50294555006	**GP-84 SL (22.5'-23.0')**	Solid	08/09/21 12:18	08/10/21 17:00
50294555007	**GP-84 SL (23'-23.5')**	Solid	08/09/21 12:22	08/10/21 17:00
50294555008	**GP-84 SL (23.5'-24.0')**	Solid	08/09/21 12:27	08/10/21 17:00
50294555009	**GP-85 SL (22.0'-22.5')**	Solid	08/09/21 13:48	08/10/21 17:00
50294555010	**GP-85 SL (22.5'-23.0')**	Solid	08/09/21 13:52	08/10/21 17:00
50294555011	**GP-85 SL (23.0'-23.5')**	Solid	08/09/21 14:00	08/10/21 17:00
50294555012	**GP-85 SL (23.5'-24.0')**	Solid	08/09/21 14:05	08/10/21 17:00
50294555013	**GP-86 SL (22.75'-23.25')**	Solid	08/09/21 16:05	08/10/21 17:00
50294555014	**GP-86 SL (23.25'-23.75')**	Solid	08/09/21 16:00	08/10/21 17:00
50294555015	**GP-86 SL (23.75'-24.25')**	Solid	08/09/21 16:03	08/10/21 17:00
50294555016	**GP-86 SL (24.25'-24.75')**	Solid	08/09/21 16:08	08/10/21 17:00
50294555017	**GP-87 SL (10.0'-12.0')**	Solid	08/10/21 09:45	08/10/21 17:00
50294555018	**GP-87 SL (18.0'-20.0')**	Solid	08/10/21 09:48	08/10/21 17:00
50294555019	**GP-87 SL (21.0'-21.5')**	Solid	08/10/21 10:06	08/10/21 17:00
50294555020	**GP-87 SL (20.0'-20.5')**	Solid	08/10/21 10:03	08/10/21 17:00
50294555021	**GP-87 SL (22.0'-22.5')**	Solid	08/10/21 10:10	08/10/21 17:00
50294555022	**GP-88 SL (19.25'-19.75')**	Solid	08/10/21 11:10	08/10/21 17:00
50294555023	**GP-88 SL (19.75'-20.25')**	Solid	08/10/21 11:20	08/10/21 17:00
50294555024	**GP-88 SL (20.25'-20.75')**	Solid	08/10/21 11:25	08/10/21 17:00
50294555025	**GP-88 SL (20.75'-21.25')**	Solid	08/10/21 11:28	08/10/21 17:00
50294555026	**GP-89 SL (8.5'-9.0')**	Solid	08/10/21 12:48	08/10/21 17:00
50294555027	**GP-89 SL (19.25'-19.75')**	Solid	08/10/21 12:53	08/10/21 17:00
50294555028	**GP-89 SL (19.75'-20.25')**	Solid	08/10/21 12:50	08/10/21 17:00
50294555029	**GP-89 SL (20.25'-20.75')**	Solid	08/10/21 13:00	08/10/21 17:00
50294555030	**GP-89 SL (20.50'-21.0')**	Solid	08/10/21 13:05	08/10/21 17:00
50294555031	**FD-1 SL**	Solid	08/09/21 08:00	08/10/21 17:00
50294555032	**FD-2 SL**	Solid	08/09/21 08:00	08/10/21 17:00
50294555033	**FD-3 SL**	Solid	08/10/21 08:00	08/10/21 17:00
50294555034	**TB-1 WT**	Solid	08/09/21 08:00	08/10/21 17:00
50294555035	**TB-2 WT**	Solid	08/10/21 08:00	08/10/21 17:00
50294555036	**EB-1 WT**	Water	08/09/21 15:50	08/10/21 17:00
50294555037	**EB-2 WT**	Water	08/10/21 13:15	08/10/21 17:00

This report shall not be reproduced, except in full,
without the written consent of Pace Analytical Services, LLC.

Pace Analytical Services, LLC
7726 Moller Road
Indianapolis, IN 46268
(317)228-3100

SAMPLE ANALYTE COUNT

Project: Amphenol
Pace Project No.: 50294555

Lab ID	Sample ID	Method	Analysts	Analytes Reported	Laboratory
50294555001	**GP-83 SL (20'-20.5')**	EPA 8260	AEP	12	PASI-I
		SM 2540G	WZE	1	PASI-I
50294555002	**GP-83 SL (25.0'-25.5')**	EPA 8260	AEP	12	PASI-I
		SM 2540G	WZE	1	PASI-I
50294555003	**GP-83 SL (25.5'-26.0')**	EPA 8260	AEP	12	PASI-I
		SM 2540G	WZE	1	PASI-I
50294555004	**GP-83 SL (26.0'-26.5')**	EPA 8260	AEP	12	PASI-I
		SM 2540G	WZE	1	PASI-I
50294555005	**GP-84 SL (22.0'-22.5')**	EPA 8260	AEP	12	PASI-I
		SM 2540G	WZE	1	PASI-I
50294555006	**GP-84 SL (22.5'-23.0')**	EPA 8260	AEP	12	PASI-I
		SM 2540G	WZE	1	PASI-I
50294555007	**GP-84 SL (23'-23.5')**	EPA 8260	AEP	12	PASI-I
		SM 2540G	WZE	1	PASI-I
50294555008	**GP-84 SL (23.5'-24.0')**	EPA 8260	AEP	12	PASI-I
		SM 2540G	WZE	1	PASI-I
50294555009	**GP-85 SL (22.0'-22.5')**	EPA 8260	AEP	12	PASI-I
		SM 2540G	WZE	1	PASI-I
50294555010	**GP-85 SL (22.5'-23.0')**	EPA 8260	AEP	12	PASI-I
		SM 2540G	WZE	1	PASI-I
50294555011	**GP-85 SL (23.0'-23.5')**	EPA 8260	AEP	12	PASI-I
		SM 2540G	WZE	1	PASI-I
50294555012	**GP-85 SL (23.5'-24.0')**	EPA 8260	AEP	12	PASI-I
		SM 2540G	WZE	1	PASI-I
50294555013	**GP-86 SL (22.75'-23.25')**	EPA 8260	AEP	12	PASI-I
		SM 2540G	WZE	1	PASI-I
50294555014	**GP-86 SL (23.25'-23.75')**	EPA 8260	AEP	12	PASI-I
		SM 2540G	WZE	1	PASI-I
50294555015	**GP-86 SL (23.75'-24.25')**	EPA 8260	AEP	12	PASI-I
		SM 2540G	WZE	1	PASI-I
50294555016	**GP-86 SL (24.25'-24.75')**	EPA 8260	AEP	12	PASI-I
		SM 2540G	WZE	1	PASI-I
50294555017	**GP-87 SL (10.0'-12.0')**	EPA 8260	AEP	12	PASI-I
		SM 2540G	WZE	1	PASI-I
50294555018	**GP-87 SL (18.0'-20.0')**	EPA 8260	AEP	12	PASI-I
		SM 2540G	WZE	1	PASI-I
50294555019	**GP-87 SL (21.0'-21.5')**	EPA 8260	AEP	12	PASI-I

This report shall not be reproduced, except in full,
without the written consent of Pace Analytical Services, LLC.

Pace Analytical Services, LLC
7726 Moller Road
Indianapolis, IN 46268
(317)228-3100

SAMPLE ANALYTE COUNT

Project: Amphenol
Pace Project No.: 50294555

Lab ID	Sample ID	Method	Analysts	Analytes Reported	Laboratory
		SM 2540G	WZE	1	PASI-I
50294555020	**GP-87 SL (20.0'-20.5')**	EPA 8260	AEP	12	PASI-I
		SM 2540G	WZE	1	PASI-I
50294555021	**GP-87 SL (22.0'-22.5')**	EPA 8260	AEP	12	PASI-I
		SM 2540G	WZE	1	PASI-I
50294555022	**GP-88 SL (19.25'-19.75')**	EPA 8260	AEP	12	PASI-I
		SM 2540G	WZE	1	PASI-I
50294555023	**GP-88 SL (19.75'-20.25')**	EPA 8260	AEP	12	PASI-I
		SM 2540G	WZE	1	PASI-I
50294555024	**GP-88 SL (20.25'-20.75')**	EPA 8260	AEP	12	PASI-I
		SM 2540G	WZE	1	PASI-I
50294555025	**GP-88 SL (20.75'-21.25')**	EPA 8260	AEP	12	PASI-I
		SM 2540G	WZE	1	PASI-I
50294555026	**GP-89 SL (8.5'-9.0')**	EPA 8260	AEP	12	PASI-I
		SM 2540G	WZE	1	PASI-I
50294555027	**GP-89 SL (19.25'-19.75')**	EPA 8260	AEP	12	PASI-I
		SM 2540G	WZE	1	PASI-I
50294555028	**GP-89 SL (19.75'-20.25')**	EPA 8260	AEP	12	PASI-I
		SM 2540G	WZE	1	PASI-I
50294555029	**GP-89 SL (20.25'-20.75')**	EPA 8260	AEP	12	PASI-I
		SM 2540G	WZE	1	PASI-I
50294555030	**GP-89 SL (20.50'-21.0')**	EPA 8260	AEP	12	PASI-I
		SM 2540G	WZE	1	PASI-I
50294555031	**FD-1 SL**	EPA 8260	AEP	12	PASI-I
		SM 2540G	WZE	1	PASI-I
50294555032	**FD-2 SL**	EPA 8260	AEP	12	PASI-I
		SM 2540G	WZE	1	PASI-I
50294555033	**FD-3 SL**	EPA 8260	AEP	12	PASI-I
		SM 2540G	WZE	1	PASI-I
50294555034	**TB-1 WT**	EPA 8260	AEP	12	PASI-I
50294555035	**TB-2 WT**	EPA 8260	AEP	12	PASI-I
50294555036	**EB-1 WT**	EPA 8260	TLS1	12	PASI-I
50294555037	**EB-2 WT**	EPA 8260	TLS1	12	PASI-I

PASI-I = Pace Analytical Services - Indianapolis

This report shall not be reproduced, except in full,
without the written consent of Pace Analytical Services, LLC.

Pace Analytical Services, LLC
7726 Moller Road
Indianapolis, IN 46268
(317)228-3100

SUMMARY OF DETECTION

Project: Amphenol
Pace Project No.: 50294555

Lab Sample ID / Method	Client Sample ID / Parameters	Result	Units	Report Limit	Analyzed	Qualifiers
50294555001	**GP-83 SL (20'-20.5')**					
EPA 8260	Trichloroethene	0.043	mg/kg	0.0057	08/16/21 11:50	
SM 2540G	Percent Moisture	8.1	%	0.10	08/11/21 11:37	N2
50294555002	**GP-83 SL (25.0'-25.5')**					
EPA 8260	cis-1,2-Dichloroethene	0.00062J	mg/kg	0.0057	08/16/21 12:22	
EPA 8260	Trichloroethene	0.046	mg/kg	0.0057	08/16/21 12:22	
SM 2540G	Percent Moisture	7.2	%	0.10	08/11/21 11:38	N2
50294555003	**GP-83 SL (25.5'-26.0')**					
EPA 8260	cis-1,2-Dichloroethene	0.00088J	mg/kg	0.0055	08/16/21 12:54	
EPA 8260	Trichloroethene	0.040	mg/kg	0.0055	08/16/21 12:54	
SM 2540G	Percent Moisture	4.8	%	0.10	08/11/21 11:38	N2
50294555004	**GP-83 SL (26.0'-26.5')**					
EPA 8260	cis-1,2-Dichloroethene	0.0035J	mg/kg	0.0046	08/16/21 13:25	
EPA 8260	1,1,1-Trichloroethane	0.0054	mg/kg	0.0046	08/16/21 13:25	
EPA 8260	Trichloroethene	0.065	mg/kg	0.0046	08/16/21 13:25	
SM 2540G	Percent Moisture	9.2	%	0.10	08/11/21 11:38	N2
50294555005	**GP-84 SL (22.0'-22.5')**					
EPA 8260	cis-1,2-Dichloroethene	0.0014J	mg/kg	0.0054	08/16/21 13:57	
EPA 8260	Trichloroethene	0.045	mg/kg	0.0054	08/16/21 13:57	
SM 2540G	Percent Moisture	7.3	%	0.10	08/11/21 11:38	N2
50294555006	**GP-84 SL (22.5'-23.0')**					
EPA 8260	cis-1,2-Dichloroethene	0.0027J	mg/kg	0.0054	08/16/21 14:13	
EPA 8260	Trichloroethene	0.083	mg/kg	0.0054	08/16/21 14:13	
SM 2540G	Percent Moisture	11.0	%	0.10	08/11/21 11:38	N2
50294555007	**GP-84 SL (23'-23.5')**					
EPA 8260	cis-1,2-Dichloroethene	0.0044J	mg/kg	0.0049	08/17/21 15:09	
EPA 8260	1,1,1-Trichloroethane	0.0033J	mg/kg	0.0049	08/17/21 15:09	
EPA 8260	Trichloroethene	0.089	mg/kg	0.0049	08/17/21 15:09	
SM 2540G	Percent Moisture	9.8	%	0.10	08/11/21 11:38	N2
50294555008	**GP-84 SL (23.5'-24.0')**					
EPA 8260	cis-1,2-Dichloroethene	0.0055J	mg/kg	0.0059	08/16/21 23:12	
EPA 8260	trans-1,2-Dichloroethene	0.00084J	mg/kg	0.0059	08/16/21 23:12	
EPA 8260	Trichloroethene	0.0040J	mg/kg	0.0059	08/16/21 23:12	M1, R1
SM 2540G	Percent Moisture	12.6	%	0.10	08/11/21 11:38	N2
50294555009	**GP-85 SL (22.0'-22.5')**					
EPA 8260	1,1-Dichloroethane	0.0010J	mg/kg	0.0049	08/17/21 15:41	
EPA 8260	cis-1,2-Dichloroethene	0.024	mg/kg	0.0049	08/17/21 15:41	
EPA 8260	trans-1,2-Dichloroethene	0.0034J	mg/kg	0.0049	08/17/21 15:41	
SM 2540G	Percent Moisture	7.7	%	0.10	08/11/21 11:38	N2
50294555010	**GP-85 SL (22.5'-23.0')**					
EPA 8260	1,1-Dichloroethane	0.00093J	mg/kg	0.0037	08/17/21 16:28	
EPA 8260	cis-1,2-Dichloroethene	0.019	mg/kg	0.0037	08/17/21 16:28	
EPA 8260	trans-1,2-Dichloroethene	0.0028J	mg/kg	0.0037	08/17/21 16:28	

This report shall not be reproduced, except in full,
without the written consent of Pace Analytical Services, LLC.

Pace Analytical Services, LLC
7726 Moller Road
Indianapolis, IN 46268
(317)228-3100

SUMMARY OF DETECTION

Project: Amphenol
Pace Project No.: 50294555

Lab Sample ID / Method	Client Sample ID / Parameters	Result	Units	Report Limit	Analyzed	Qualifiers
50294555010	**GP-85 SL (22.5'-23.0')**					
SM 2540G	Percent Moisture	5.4	%	0.10	08/11/21 11:39	N2
50294555011	**GP-85 SL (23.0'-23.5')**					
EPA 8260	cis-1,2-Dichloroethene	0.00037J	mg/kg	0.0047	08/17/21 01:50	
SM 2540G	Percent Moisture	8.6	%	0.10	08/11/21 11:39	N2
50294555012	**GP-85 SL (23.5'-24.0')**					
SM 2540G	Percent Moisture	7.9	%	0.10	08/11/21 11:39	N2
50294555013	**GP-86 SL (22.75'-23.25')**					
EPA 8260	cis-1,2-Dichloroethene	0.0019J	mg/kg	0.0051	08/17/21 16:44	
EPA 8260	1,1,1-Trichloroethane	0.0071	mg/kg	0.0051	08/17/21 16:44	
EPA 8260	Trichloroethene	0.16	mg/kg	0.0051	08/17/21 16:44	
SM 2540G	Percent Moisture	12.7	%	0.10	08/11/21 11:39	N2
50294555014	**GP-86 SL (23.25'-23.75')**					
EPA 8260	cis-1,2-Dichloroethene	0.0011J	mg/kg	0.0047	08/17/21 17:15	
EPA 8260	1,1,1-Trichloroethane	0.0058	mg/kg	0.0047	08/17/21 17:15	
EPA 8260	Trichloroethene	0.19	mg/kg	0.0047	08/17/21 17:15	
SM 2540G	Percent Moisture	12.1	%	0.10	08/11/21 11:39	N2
50294555015	**GP-86 SL (23.75'-24.25')**					
EPA 8260	cis-1,2-Dichloroethene	0.0068	mg/kg	0.0042	08/17/21 17:47	
EPA 8260	trans-1,2-Dichloroethene	0.0012J	mg/kg	0.0042	08/17/21 17:47	
EPA 8260	1,1,1-Trichloroethane	0.011	mg/kg	0.0042	08/17/21 17:47	
EPA 8260	Trichloroethene	0.12	mg/kg	0.0042	08/17/21 17:47	
SM 2540G	Percent Moisture	9.7	%	0.10	08/11/21 11:39	N2
50294555016	**GP-86 SL (24.25'-24.75')**					
EPA 8260	cis-1,2-Dichloroethene	0.0017J	mg/kg	0.0047	08/17/21 18:19	
EPA 8260	Trichloroethene	0.0061	mg/kg	0.0047	08/17/21 18:19	
SM 2540G	Percent Moisture	12.2	%	0.10	08/11/21 11:40	N2
50294555017	**GP-87 SL (10.0'-12.0')**					
SM 2540G	Percent Moisture	14.9	%	0.10	08/11/21 11:40	N2
50294555018	**GP-87 SL (18.0'-20.0')**					
EPA 8260	Tetrachloroethene	0.00078J	mg/kg	0.0044	08/17/21 18:51	
EPA 8260	Trichloroethene	0.031	mg/kg	0.0044	08/17/21 18:51	
SM 2540G	Percent Moisture	11.6	%	0.10	08/11/21 11:40	N2
50294555019	**GP-87 SL (21.0'-21.5')**					
EPA 8260	cis-1,2-Dichloroethene	0.0062	mg/kg	0.0043	08/17/21 19:22	
EPA 8260	1,1,1-Trichloroethane	0.0029J	mg/kg	0.0043	08/17/21 19:22	
EPA 8260	Trichloroethene	0.058	mg/kg	0.0043	08/17/21 19:22	
SM 2540G	Percent Moisture	10.2	%	0.10	08/11/21 11:40	N2
50294555020	**GP-87 SL (20.0'-20.5')**					
EPA 8260	cis-1,2-Dichloroethene	0.0010J	mg/kg	0.0046	08/17/21 19:54	
EPA 8260	Tetrachloroethene	0.0017J	mg/kg	0.0046	08/17/21 19:54	
EPA 8260	Trichloroethene	0.063	mg/kg	0.0046	08/17/21 19:54	

This report shall not be reproduced, except in full,
without the written consent of Pace Analytical Services, LLC.

Pace Analytical Services, LLC
7726 Moller Road
Indianapolis, IN 46268
(317)228-3100

SUMMARY OF DETECTION

Project: Amphenol
Pace Project No.: 50294555

Lab Sample ID Method	Client Sample ID Parameters	Result	Units	Report Limit	Analyzed	Qualifiers
50294555020	**GP-87 SL (20.0'-20.5')**					
SM 2540G	Percent Moisture	13.3	%	0.10	08/11/21 11:40	N2
50294555021	**GP-87 SL (22.0'-22.5')**					
EPA 8260	cis-1,2-Dichloroethene	0.0071	mg/kg	0.0039	08/17/21 20:26	
EPA 8260	trans-1,2-Dichloroethene	0.00061J	mg/kg	0.0039	08/17/21 20:26	
EPA 8260	Trichloroethene	0.0021J	mg/kg	0.0039	08/17/21 20:26	
SM 2540G	Percent Moisture	9.5	%	0.10	08/11/21 11:55	N2
50294555022	**GP-88 SL (19.25'-19.75')**					
EPA 8260	cis-1,2-Dichloroethene	0.0014J	mg/kg	0.0050	08/16/21 22:56	
EPA 8260	Tetrachloroethene	0.0013J	mg/kg	0.0050	08/16/21 22:56	
EPA 8260	Trichloroethene	0.017	mg/kg	0.0050	08/16/21 22:56	
SM 2540G	Percent Moisture	7.9	%	0.10	08/11/21 11:55	N2
50294555023	**GP-88 SL (19.75'-20.25')**					
EPA 8260	cis-1,2-Dichloroethene	0.0034J	mg/kg	0.0047	08/17/21 20:58	
EPA 8260	Tetrachloroethene	0.0016J	mg/kg	0.0047	08/17/21 20:58	
EPA 8260	Trichloroethene	0.058	mg/kg	0.0047	08/17/21 20:58	
SM 2540G	Percent Moisture	7.6	%	0.10	08/11/21 11:56	N2
50294555024	**GP-88 SL (20.25'-20.75')**					
EPA 8260	cis-1,2-Dichloroethene	0.012	mg/kg	0.0042	08/17/21 00:31	
EPA 8260	trans-1,2-Dichloroethene	0.00069J	mg/kg	0.0042	08/17/21 00:31	
EPA 8260	1,1,1-Trichloroethane	0.0049	mg/kg	0.0042	08/17/21 00:31	
EPA 8260	Trichloroethene	0.098	mg/kg	0.0042	08/17/21 00:31	
SM 2540G	Percent Moisture	9.2	%	0.10	08/11/21 11:56	N2
50294555025	**GP-88 SL (20.75'-21.25')**					
EPA 8260	cis-1,2-Dichloroethene	0.015	mg/kg	0.0041	08/17/21 01:03	
EPA 8260	trans-1,2-Dichloroethene	0.00085J	mg/kg	0.0041	08/17/21 01:03	
EPA 8260	1,1,1-Trichloroethane	0.0041J	mg/kg	0.0041	08/17/21 01:03	
EPA 8260	Trichloroethene	0.050	mg/kg	0.0041	08/17/21 01:03	
SM 2540G	Percent Moisture	8.7	%	0.10	08/11/21 11:56	N2
50294555026	**GP-89 SL (8.5'-9.0')**					
SM 2540G	Percent Moisture	5.4	%	0.10	08/11/21 11:56	N2
50294555027	**GP-89 SL (19.25'-19.75')**					
EPA 8260	Tetrachloroethene	0.0027J	mg/kg	0.0049	08/17/21 02:06	
SM 2540G	Percent Moisture	9.5	%	0.10	08/11/21 11:56	N2
50294555028	**GP-89 SL (19.75'-20.25')**					
EPA 8260	cis-1,2-Dichloroethene	0.0019J	mg/kg	0.0057	08/17/21 02:38	
EPA 8260	Tetrachloroethene	0.023	mg/kg	0.0057	08/17/21 02:38	
EPA 8260	Trichloroethene	0.0047J	mg/kg	0.0057	08/17/21 02:38	
SM 2540G	Percent Moisture	16.9	%	0.10	08/11/21 11:56	N2
50294555029	**GP-89 SL (20.25'-20.75')**					
EPA 8260	cis-1,2-Dichloroethene	0.0061	mg/kg	0.0046	08/17/21 03:10	
EPA 8260	trans-1,2-Dichloroethene	0.00072J	mg/kg	0.0046	08/17/21 03:10	
EPA 8260	Tetrachloroethene	0.00059J	mg/kg	0.0046	08/17/21 03:10	

This report shall not be reproduced, except in full,
without the written consent of Pace Analytical Services, LLC.

Pace Analytical Services, LLC
7726 Moller Road
Indianapolis, IN 46268
(317)228-3100

SUMMARY OF DETECTION

Project: Amphenol
Pace Project No.: 50294555

Lab Sample ID Method	Client Sample ID Parameters	Result	Units	Report Limit	Analyzed	Qualifiers
50294555029	**GP-89 SL (20.25'-20.75')**					
EPA 8260	Trichloroethene	0.013	mg/kg	0.0046	08/17/21 03:10	
SM 2540G	Percent Moisture	8.4	%	0.10	08/11/21 11:56	N2
50294555030	**GP-89 SL (20.50'-21.0')**					
EPA 8260	cis-1,2-Dichloroethene	0.0028J	mg/kg	0.0045	08/17/21 03:41	
SM 2540G	Percent Moisture	4.4	%	0.10	08/11/21 11:56	N2
50294555031	**FD-1 SL**					
EPA 8260	1,1-Dichloroethane	0.0011J	mg/kg	0.0043	08/17/21 04:13	
EPA 8260	cis-1,2-Dichloroethene	0.024	mg/kg	0.0043	08/17/21 04:13	
EPA 8260	trans-1,2-Dichloroethene	0.0033J	mg/kg	0.0043	08/17/21 04:13	
SM 2540G	Percent Moisture	8.2	%	0.10	08/11/21 11:57	N2
50294555032	**FD-2 SL**					
EPA 8260	cis-1,2-Dichloroethene	0.0026J	mg/kg	0.0052	08/17/21 04:45	
EPA 8260	Trichloroethene	0.0036J	mg/kg	0.0052	08/17/21 04:45	
SM 2540G	Percent Moisture	12.2	%	0.10	08/11/21 11:57	N2
50294555033	**FD-3 SL**					
EPA 8260	cis-1,2-Dichloroethene	0.012	mg/kg	0.0042	08/17/21 05:17	
EPA 8260	trans-1,2-Dichloroethene	0.0011J	mg/kg	0.0042	08/17/21 05:17	
SM 2540G	Percent Moisture	9.3	%	0.10	08/11/21 11:57	N2
50294555036	**EB-1 WT**					
EPA 8260	Methylene Chloride	1.1J	ug/L	5.0	08/12/21 14:58	

This report shall not be reproduced, except in full,
without the written consent of Pace Analytical Services, LLC.

Pace Analytical Services, LLC
7726 Moller Road
Indianapolis, IN 46268
(317)228-3100

ANALYTICAL RESULTS

Project: Amphenol
Pace Project No.: 50294555

Sample: GP-83 SL (20'-20.5') **Lab ID: 50294555001** Collected: 08/09/21 10:28 Received: 08/10/21 17:00 Matrix: Solid

Results reported on a "dry weight" basis and are adjusted for percent moisture, sample size and any dilutions.

Parameters	Results	Units	Report Limit	MDL	DF	Prepared	Analyzed	CAS No.	Qual
8260 MSV 5035A VOA	Analytical Method: EPA 8260								
	Pace Analytical Services - Indianapolis								
1,1-Dichloroethane	ND	mg/kg	0.0057	0.00053	1		08/16/21 11:50	75-34-3	
1,2-Dichloroethane	ND	mg/kg	0.0057	0.00058	1		08/16/21 11:50	107-06-2	
cis-1,2-Dichloroethene	ND	mg/kg	0.0057	0.00055	1		08/16/21 11:50	156-59-2	
trans-1,2-Dichloroethene	ND	mg/kg	0.0057	0.00053	1		08/16/21 11:50	156-60-5	
Methylene Chloride	ND	mg/kg	0.023	0.0056	1		08/16/21 11:50	75-09-2	
Tetrachloroethene	ND	mg/kg	0.0057	0.00042	1		08/16/21 11:50	127-18-4	
1,1,1-Trichloroethane	ND	mg/kg	0.0057	0.00048	1		08/16/21 11:50	71-55-6	
Trichloroethene	**0.043**	mg/kg	0.0057	0.00051	1		08/16/21 11:50	79-01-6	
Vinyl chloride	ND	mg/kg	0.0057	0.00011	1		08/16/21 11:50	75-01-4	
Surrogates									
Dibromofluoromethane (S)	104	%.	73-132		1		08/16/21 11:50	1868-53-7	
Toluene-d8 (S)	94	%.	66-148		1		08/16/21 11:50	2037-26-5	
4-Bromofluorobenzene (S)	98	%.	40-149		1		08/16/21 11:50	460-00-4	
Percent Moisture	Analytical Method: SM 2540G								
	Pace Analytical Services - Indianapolis								
Percent Moisture	**8.1**	%	0.10	0.10	1		08/11/21 11:37		N2

This report shall not be reproduced, except in full,
without the written consent of Pace Analytical Services, LLC.

Pace Analytical Services, LLC
7726 Moller Road
Indianapolis, IN 46268
(317)228-3100

ANALYTICAL RESULTS

Project: Amphenol
Pace Project No.: 50294555

Sample: GP-83 SL (25.0'-25.5') **Lab ID: 50294555002** Collected: 08/09/21 10:48 Received: 08/10/21 17:00 Matrix: Solid

Results reported on a "dry weight" basis and are adjusted for percent moisture, sample size and any dilutions.

Parameters	Results	Units	Report Limit	MDL	DF	Prepared	Analyzed	CAS No.	Qual
8260 MSV 5035A VOA	Analytical Method: EPA 8260								
	Pace Analytical Services - Indianapolis								
1,1-Dichloroethane	ND	mg/kg	0.0057	0.00053	1		08/16/21 12:22	75-34-3	
1,2-Dichloroethane	ND	mg/kg	0.0057	0.00059	1		08/16/21 12:22	107-06-2	
cis-1,2-Dichloroethene	**0.00062J**	mg/kg	0.0057	0.00055	1		08/16/21 12:22	156-59-2	
trans-1,2-Dichloroethene	ND	mg/kg	0.0057	0.00054	1		08/16/21 12:22	156-60-5	
Methylene Chloride	ND	mg/kg	0.023	0.0056	1		08/16/21 12:22	75-09-2	
Tetrachloroethene	ND	mg/kg	0.0057	0.00042	1		08/16/21 12:22	127-18-4	
1,1,1-Trichloroethane	ND	mg/kg	0.0057	0.00048	1		08/16/21 12:22	71-55-6	
Trichloroethene	**0.046**	mg/kg	0.0057	0.00051	1		08/16/21 12:22	79-01-6	
Vinyl chloride	ND	mg/kg	0.0057	0.00011	1		08/16/21 12:22	75-01-4	
Surrogates									
Dibromofluoromethane (S)	106	%.	73-132		1		08/16/21 12:22	1868-53-7	
Toluene-d8 (S)	94	%.	66-148		1		08/16/21 12:22	2037-26-5	
4-Bromofluorobenzene (S)	100	%.	40-149		1		08/16/21 12:22	460-00-4	
Percent Moisture	Analytical Method: SM 2540G								
	Pace Analytical Services - Indianapolis								
Percent Moisture	**7.2**	%	0.10	0.10	1		08/11/21 11:38		N2

This report shall not be reproduced, except in full,
without the written consent of Pace Analytical Services, LLC.

Pace Analytical Services, LLC
7726 Moller Road
Indianapolis, IN 46268
(317)228-3100

ANALYTICAL RESULTS

Project: Amphenol
Pace Project No.: 50294555

Sample: GP-83 SL (25.5'-26.0') **Lab ID: 50294555003** Collected: 08/09/21 10:52 Received: 08/10/21 17:00 Matrix: Solid

Results reported on a "dry weight" basis and are adjusted for percent moisture, sample size and any dilutions.

Parameters	Results	Units	Report Limit	MDL	DF	Prepared	Analyzed	CAS No.	Qual
8260 MSV 5035A VOA	Analytical Method: EPA 8260								
	Pace Analytical Services - Indianapolis								
1,1-Dichloroethane	ND	mg/kg	0.0055	0.00051	1		08/16/21 12:54	75-34-3	
1,2-Dichloroethane	ND	mg/kg	0.0055	0.00057	1		08/16/21 12:54	107-06-2	
cis-1,2-Dichloroethene	**0.00088J**	mg/kg	0.0055	0.00053	1		08/16/21 12:54	156-59-2	
trans-1,2-Dichloroethene	ND	mg/kg	0.0055	0.00052	1		08/16/21 12:54	156-60-5	
Methylene Chloride	ND	mg/kg	0.022	0.0054	1		08/16/21 12:54	75-09-2	
Tetrachloroethene	ND	mg/kg	0.0055	0.00041	1		08/16/21 12:54	127-18-4	
1,1,1-Trichloroethane	ND	mg/kg	0.0055	0.00046	1		08/16/21 12:54	71-55-6	
Trichloroethene	**0.040**	mg/kg	0.0055	0.00050	1		08/16/21 12:54	79-01-6	
Vinyl chloride	ND	mg/kg	0.0055	0.00011	1		08/16/21 12:54	75-01-4	
Surrogates									
Dibromofluoromethane (S)	104	%.	73-132		1		08/16/21 12:54	1868-53-7	
Toluene-d8 (S)	94	%.	66-148		1		08/16/21 12:54	2037-26-5	
4-Bromofluorobenzene (S)	99	%.	40-149		1		08/16/21 12:54	460-00-4	
Percent Moisture	Analytical Method: SM 2540G								
	Pace Analytical Services - Indianapolis								
Percent Moisture	**4.8**	%	0.10	0.10	1		08/11/21 11:38		N2

This report shall not be reproduced, except in full,
without the written consent of Pace Analytical Services, LLC.

Pace Analytical Services, LLC
7726 Moller Road
Indianapolis, IN 46268
(317)228-3100

ANALYTICAL RESULTS

Project: Amphenol
Pace Project No.: 50294555

Sample: GP-83 SL (26.0'-26.5') **Lab ID: 50294555004** Collected: 08/09/21 10:55 Received: 08/10/21 17:00 Matrix: Solid

Results reported on a "dry weight" basis and are adjusted for percent moisture, sample size and any dilutions.

Parameters	Results	Units	Report Limit	MDL	DF	Prepared	Analyzed	CAS No.	Qual
8260 MSV 5035A VOA	Analytical Method: EPA 8260								
	Pace Analytical Services - Indianapolis								
1,1-Dichloroethane	ND	mg/kg	0.0046	0.00042	1		08/16/21 13:25	75-34-3	
1,2-Dichloroethane	ND	mg/kg	0.0046	0.00047	1		08/16/21 13:25	107-06-2	
cis-1,2-Dichloroethene	**0.0035J**	mg/kg	0.0046	0.00044	1		08/16/21 13:25	156-59-2	
trans-1,2-Dichloroethene	ND	mg/kg	0.0046	0.00043	1		08/16/21 13:25	156-60-5	
Methylene Chloride	ND	mg/kg	0.018	0.0045	1		08/16/21 13:25	75-09-2	
Tetrachloroethene	ND	mg/kg	0.0046	0.00034	1		08/16/21 13:25	127-18-4	
1,1,1-Trichloroethane	**0.0054**	mg/kg	0.0046	0.00038	1		08/16/21 13:25	71-55-6	
Trichloroethene	**0.065**	mg/kg	0.0046	0.00041	1		08/16/21 13:25	79-01-6	
Vinyl chloride	ND	mg/kg	0.0046	0.000090	1		08/16/21 13:25	75-01-4	
Surrogates									
Dibromofluoromethane (S)	104	%.	73-132		1		08/16/21 13:25	1868-53-7	
Toluene-d8 (S)	104	%.	66-148		1		08/16/21 13:25	2037-26-5	
4-Bromofluorobenzene (S)	94	%.	40-149		1		08/16/21 13:25	460-00-4	
Percent Moisture	Analytical Method: SM 2540G								
	Pace Analytical Services - Indianapolis								
Percent Moisture	**9.2**	%	0.10	0.10	1		08/11/21 11:38		N2

This report shall not be reproduced, except in full,
without the written consent of Pace Analytical Services, LLC.

Pace Analytical Services, LLC
7726 Moller Road
Indianapolis, IN 46268
(317)228-3100

ANALYTICAL RESULTS

Project: Amphenol
Pace Project No.: 50294555

Sample: GP-84 SL (22.0'-22.5') **Lab ID: 50294555005** Collected: 08/09/21 12:15 Received: 08/10/21 17:00 Matrix: Solid

Results reported on a "dry weight" basis and are adjusted for percent moisture, sample size and any dilutions.

Parameters	Results	Units	Report Limit	MDL	DF	Prepared	Analyzed	CAS No.	Qual
8260 MSV 5035A VOA	Analytical Method: EPA 8260								
	Pace Analytical Services - Indianapolis								
1,1-Dichloroethane	ND	mg/kg	0.0054	0.00050	1		08/16/21 13:57	75-34-3	
1,2-Dichloroethane	ND	mg/kg	0.0054	0.00055	1		08/16/21 13:57	107-06-2	
cis-1,2-Dichloroethene	**0.0014J**	mg/kg	0.0054	0.00052	1		08/16/21 13:57	156-59-2	
trans-1,2-Dichloroethene	ND	mg/kg	0.0054	0.00051	1		08/16/21 13:57	156-60-5	
Methylene Chloride	ND	mg/kg	0.022	0.0053	1		08/16/21 13:57	75-09-2	
Tetrachloroethene	ND	mg/kg	0.0054	0.00040	1		08/16/21 13:57	127-18-4	
1,1,1-Trichloroethane	ND	mg/kg	0.0054	0.00045	1		08/16/21 13:57	71-55-6	
Trichloroethene	**0.045**	mg/kg	0.0054	0.00048	1		08/16/21 13:57	79-01-6	
Vinyl chloride	ND	mg/kg	0.0054	0.00011	1		08/16/21 13:57	75-01-4	
Surrogates									
Dibromofluoromethane (S)	106	%.	73-132		1		08/16/21 13:57	1868-53-7	
Toluene-d8 (S)	94	%.	66-148		1		08/16/21 13:57	2037-26-5	
4-Bromofluorobenzene (S)	99	%.	40-149		1		08/16/21 13:57	460-00-4	
Percent Moisture	Analytical Method: SM 2540G								
	Pace Analytical Services - Indianapolis								
Percent Moisture	**7.3**	%	0.10	0.10	1		08/11/21 11:38		N2

This report shall not be reproduced, except in full,
without the written consent of Pace Analytical Services, LLC.

Pace Analytical Services, LLC
7726 Moller Road
Indianapolis, IN 46268
(317)228-3100

ANALYTICAL RESULTS

Project: Amphenol
Pace Project No.: 50294555

Sample: GP-84 SL (22.5'-23.0') **Lab ID: 50294555006** Collected: 08/09/21 12:18 Received: 08/10/21 17:00 Matrix: Solid

Results reported on a "dry weight" basis and are adjusted for percent moisture, sample size and any dilutions.

Parameters	Results	Units	Report Limit	MDL	DF	Prepared	Analyzed	CAS No.	Qual
8260 MSV 5035A VOA	Analytical Method: EPA 8260								
	Pace Analytical Services - Indianapolis								
1,1-Dichloroethane	ND	mg/kg	0.0054	0.00029	1		08/16/21 14:13	75-34-3	
1,2-Dichloroethane	ND	mg/kg	0.0054	0.00039	1		08/16/21 14:13	107-06-2	
cis-1,2-Dichloroethene	**0.0027J**	mg/kg	0.0054	0.00035	1		08/16/21 14:13	156-59-2	
trans-1,2-Dichloroethene	ND	mg/kg	0.0054	0.00024	1		08/16/21 14:13	156-60-5	
Methylene Chloride	ND	mg/kg	0.021	0.0026	1		08/16/21 14:13	75-09-2	
Tetrachloroethene	ND	mg/kg	0.0054	0.00023	1		08/16/21 14:13	127-18-4	
1,1,1-Trichloroethane	ND	mg/kg	0.0054	0.00029	1		08/16/21 14:13	71-55-6	
Trichloroethene	**0.083**	mg/kg	0.0054	0.00029	1		08/16/21 14:13	79-01-6	
Vinyl chloride	ND	mg/kg	0.0054	0.00044	1		08/16/21 14:13	75-01-4	
Surrogates									
Dibromofluoromethane (S)	105	%.	73-132		1		08/16/21 14:13	1868-53-7	
Toluene-d8 (S)	93	%.	66-148		1		08/16/21 14:13	2037-26-5	
4-Bromofluorobenzene (S)	96	%.	40-149		1		08/16/21 14:13	460-00-4	
Percent Moisture	Analytical Method: SM 2540G								
	Pace Analytical Services - Indianapolis								
Percent Moisture	**11.0**	%	0.10	0.10	1		08/11/21 11:38		N2

This report shall not be reproduced, except in full,
without the written consent of Pace Analytical Services, LLC.

Pace Analytical Services, LLC
7726 Moller Road
Indianapolis, IN 46268
(317)228-3100

ANALYTICAL RESULTS

Project: Amphenol
Pace Project No.: 50294555

Sample: GP-84 SL (23'-23.5') **Lab ID: 50294555007** Collected: 08/09/21 12:22 Received: 08/10/21 17:00 Matrix: Solid

Results reported on a "dry weight" basis and are adjusted for percent moisture, sample size and any dilutions.

Parameters	Results	Units	Report Limit	MDL	DF	Prepared	Analyzed	CAS No.	Qual
8260 MSV 5035A VOA	Analytical Method: EPA 8260								
	Pace Analytical Services - Indianapolis								
1,1-Dichloroethane	ND	mg/kg	0.0049	0.00045	1		08/17/21 15:09	75-34-3	
1,2-Dichloroethane	ND	mg/kg	0.0049	0.00050	1		08/17/21 15:09	107-06-2	
cis-1,2-Dichloroethene	**0.0044J**	mg/kg	0.0049	0.00047	1		08/17/21 15:09	156-59-2	
trans-1,2-Dichloroethene	ND	mg/kg	0.0049	0.00046	1		08/17/21 15:09	156-60-5	
Methylene Chloride	ND	mg/kg	0.019	0.0048	1		08/17/21 15:09	75-09-2	
Tetrachloroethene	ND	mg/kg	0.0049	0.00036	1		08/17/21 15:09	127-18-4	
1,1,1-Trichloroethane	**0.0033J**	mg/kg	0.0049	0.00041	1		08/17/21 15:09	71-55-6	
Trichloroethene	**0.089**	mg/kg	0.0049	0.00044	1		08/17/21 15:09	79-01-6	
Vinyl chloride	ND	mg/kg	0.0049	0.000096	1		08/17/21 15:09	75-01-4	
Surrogates									
Dibromofluoromethane (S)	109	%.	73-132		1		08/17/21 15:09	1868-53-7	
Toluene-d8 (S)	96	%.	66-148		1		08/17/21 15:09	2037-26-5	
4-Bromofluorobenzene (S)	97	%.	40-149		1		08/17/21 15:09	460-00-4	
Percent Moisture	Analytical Method: SM 2540G								
	Pace Analytical Services - Indianapolis								
Percent Moisture	**9.8**	%	0.10	0.10	1		08/11/21 11:38		N2

This report shall not be reproduced, except in full,
without the written consent of Pace Analytical Services, LLC.

Pace Analytical Services, LLC
7726 Moller Road
Indianapolis, IN 46268
(317)228-3100

ANALYTICAL RESULTS

Project: Amphenol
Pace Project No.: 50294555

Sample: GP-84 SL (23.5'-24.0') **Lab ID: 50294555008** Collected: 08/09/21 12:27 Received: 08/10/21 17:00 Matrix: Solid

Results reported on a "dry weight" basis and are adjusted for percent moisture, sample size and any dilutions.

Parameters	Results	Units	Report Limit	MDL	DF	Prepared	Analyzed	CAS No.	Qual
8260 MSV 5035A VOA	Analytical Method: EPA 8260								
	Pace Analytical Services - Indianapolis								
1,1-Dichloroethane	ND	mg/kg	0.0059	0.00032	1		08/16/21 23:12	75-34-3	
1,2-Dichloroethane	ND	mg/kg	0.0059	0.00043	1		08/16/21 23:12	107-06-2	
cis-1,2-Dichloroethene	**0.0055J**	mg/kg	0.0059	0.00039	1		08/16/21 23:12	156-59-2	
trans-1,2-Dichloroethene	**0.00084J**	mg/kg	0.0059	0.00026	1		08/16/21 23:12	156-60-5	
Methylene Chloride	ND	mg/kg	0.024	0.0029	1		08/16/21 23:12	75-09-2	
Tetrachloroethene	ND	mg/kg	0.0059	0.00025	1		08/16/21 23:12	127-18-4	R1
1,1,1-Trichloroethane	ND	mg/kg	0.0059	0.00032	1		08/16/21 23:12	71-55-6	
Trichloroethene	**0.0040J**	mg/kg	0.0059	0.00032	1		08/16/21 23:12	79-01-6	M1,R1
Vinyl chloride	ND	mg/kg	0.0059	0.00048	1		08/16/21 23:12	75-01-4	
Surrogates									
Dibromofluoromethane (S)	106	%.	73-132		1		08/16/21 23:12	1868-53-7	
Toluene-d8 (S)	98	%.	66-148		1		08/16/21 23:12	2037-26-5	
4-Bromofluorobenzene (S)	101	%.	40-149		1		08/16/21 23:12	460-00-4	
Percent Moisture	Analytical Method: SM 2540G								
	Pace Analytical Services - Indianapolis								
Percent Moisture	**12.6**	%	0.10	0.10	1		08/11/21 11:38		N2

This report shall not be reproduced, except in full,
without the written consent of Pace Analytical Services, LLC.

Pace Analytical Services, LLC
7726 Moller Road
Indianapolis, IN 46268
(317)228-3100

ANALYTICAL RESULTS

Project: Amphenol
Pace Project No.: 50294555

Sample: GP-85 SL (22.0'-22.5') **Lab ID: 50294555009** Collected: 08/09/21 13:48 Received: 08/10/21 17:00 Matrix: Solid

Results reported on a "dry weight" basis and are adjusted for percent moisture, sample size and any dilutions.

Parameters	Results	Units	Report Limit	MDL	DF	Prepared	Analyzed	CAS No.	Qual
8260 MSV 5035A VOA	Analytical Method: EPA 8260								
	Pace Analytical Services - Indianapolis								
1,1-Dichloroethane	**0.0010J**	mg/kg	0.0049	0.00046	1		08/17/21 15:41	75-34-3	
1,2-Dichloroethane	ND	mg/kg	0.0049	0.00051	1		08/17/21 15:41	107-06-2	
cis-1,2-Dichloroethene	**0.024**	mg/kg	0.0049	0.00047	1		08/17/21 15:41	156-59-2	
trans-1,2-Dichloroethene	**0.0034J**	mg/kg	0.0049	0.00046	1		08/17/21 15:41	156-60-5	
Methylene Chloride	ND	mg/kg	0.020	0.0048	1		08/17/21 15:41	75-09-2	
Tetrachloroethene	ND	mg/kg	0.0049	0.00037	1		08/17/21 15:41	127-18-4	
1,1,1-Trichloroethane	ND	mg/kg	0.0049	0.00041	1		08/17/21 15:41	71-55-6	
Trichloroethene	ND	mg/kg	0.0049	0.00044	1		08/17/21 15:41	79-01-6	
Vinyl chloride	ND	mg/kg	0.0049	0.000098	1		08/17/21 15:41	75-01-4	
Surrogates									
Dibromofluoromethane (S)	107	%.	73-132		1		08/17/21 15:41	1868-53-7	
Toluene-d8 (S)	94	%.	66-148		1		08/17/21 15:41	2037-26-5	
4-Bromofluorobenzene (S)	95	%.	40-149		1		08/17/21 15:41	460-00-4	
Percent Moisture	Analytical Method: SM 2540G								
	Pace Analytical Services - Indianapolis								
Percent Moisture	**7.7**	%	0.10	0.10	1		08/11/21 11:38		N2

This report shall not be reproduced, except in full,
without the written consent of Pace Analytical Services, LLC.

Pace Analytical Services, LLC
7726 Moller Road
Indianapolis, IN 46268
(317)228-3100

ANALYTICAL RESULTS

Project: Amphenol
Pace Project No.: 50294555

Sample: GP-85 SL (22.5'-23.0') **Lab ID: 50294555010** Collected: 08/09/21 13:52 Received: 08/10/21 17:00 Matrix: Solid

Results reported on a "dry weight" basis and are adjusted for percent moisture, sample size and any dilutions.

Parameters	Results	Units	Report Limit	MDL	DF	Prepared	Analyzed	CAS No.	Qual
8260 MSV 5035A VOA	Analytical Method: EPA 8260								
	Pace Analytical Services - Indianapolis								
1,1-Dichloroethane	**0.00093J**	mg/kg	0.0037	0.00020	1		08/17/21 16:28	75-34-3	
1,2-Dichloroethane	ND	mg/kg	0.0037	0.00027	1		08/17/21 16:28	107-06-2	
cis-1,2-Dichloroethene	**0.019**	mg/kg	0.0037	0.00025	1		08/17/21 16:28	156-59-2	
trans-1,2-Dichloroethene	**0.0028J**	mg/kg	0.0037	0.00016	1		08/17/21 16:28	156-60-5	
Methylene Chloride	ND	mg/kg	0.015	0.0018	1		08/17/21 16:28	75-09-2	
Tetrachloroethene	ND	mg/kg	0.0037	0.00016	1		08/17/21 16:28	127-18-4	
1,1,1-Trichloroethane	ND	mg/kg	0.0037	0.00020	1		08/17/21 16:28	71-55-6	
Trichloroethene	ND	mg/kg	0.0037	0.00020	1		08/17/21 16:28	79-01-6	
Vinyl chloride	ND	mg/kg	0.0037	0.00030	1		08/17/21 16:28	75-01-4	
Surrogates									
Dibromofluoromethane (S)	105	%.	73-132		1		08/17/21 16:28	1868-53-7	
Toluene-d8 (S)	94	%.	66-148		1		08/17/21 16:28	2037-26-5	
4-Bromofluorobenzene (S)	99	%.	40-149		1		08/17/21 16:28	460-00-4	
Percent Moisture	Analytical Method: SM 2540G								
	Pace Analytical Services - Indianapolis								
Percent Moisture	**5.4**	%	0.10	0.10	1		08/11/21 11:39		N2

This report shall not be reproduced, except in full,
without the written consent of Pace Analytical Services, LLC.

Pace Analytical Services, LLC
7726 Moller Road
Indianapolis, IN 46268
(317)228-3100

ANALYTICAL RESULTS

Project: Amphenol
Pace Project No.: 50294555

Sample: GP-85 SL (23.0'-23.5') **Lab ID: 50294555011** Collected: 08/09/21 14:00 Received: 08/10/21 17:00 Matrix: Solid

Results reported on a "dry weight" basis and are adjusted for percent moisture, sample size and any dilutions.

Parameters	Results	Units	Report Limit	MDL	DF	Prepared	Analyzed	CAS No.	Qual
8260 MSV 5035A VOA	Analytical Method: EPA 8260								
	Pace Analytical Services - Indianapolis								
1,1-Dichloroethane	ND	mg/kg	0.0047	0.00026	1		08/17/21 01:50	75-34-3	
1,2-Dichloroethane	ND	mg/kg	0.0047	0.00034	1		08/17/21 01:50	107-06-2	
cis-1,2-Dichloroethene	**0.00037J**	mg/kg	0.0047	0.00031	1		08/17/21 01:50	156-59-2	
trans-1,2-Dichloroethene	ND	mg/kg	0.0047	0.00021	1		08/17/21 01:50	156-60-5	
Methylene Chloride	ND	mg/kg	0.019	0.0023	1		08/17/21 01:50	75-09-2	
Tetrachloroethene	ND	mg/kg	0.0047	0.00020	1		08/17/21 01:50	127-18-4	
1,1,1-Trichloroethane	ND	mg/kg	0.0047	0.00025	1		08/17/21 01:50	71-55-6	
Trichloroethene	ND	mg/kg	0.0047	0.00026	1		08/17/21 01:50	79-01-6	
Vinyl chloride	ND	mg/kg	0.0047	0.00038	1		08/17/21 01:50	75-01-4	
Surrogates									
Dibromofluoromethane (S)	107	%.	73-132		1		08/17/21 01:50	1868-53-7	
Toluene-d8 (S)	96	%.	66-148		1		08/17/21 01:50	2037-26-5	
4-Bromofluorobenzene (S)	99	%.	40-149		1		08/17/21 01:50	460-00-4	
Percent Moisture	Analytical Method: SM 2540G								
	Pace Analytical Services - Indianapolis								
Percent Moisture	**8.6**	%	0.10	0.10	1		08/11/21 11:39		N2

This report shall not be reproduced, except in full,
without the written consent of Pace Analytical Services, LLC.

Pace Analytical Services, LLC
7726 Moller Road
Indianapolis, IN 46268
(317)228-3100

ANALYTICAL RESULTS

Project: Amphenol
Pace Project No.: 50294555

Sample: GP-85 SL (23.5'-24.0') **Lab ID: 50294555012** Collected: 08/09/21 14:05 Received: 08/10/21 17:00 Matrix: Solid

Results reported on a "dry weight" basis and are adjusted for percent moisture, sample size and any dilutions.

Parameters	Results	Units	Report Limit	MDL	DF	Prepared	Analyzed	CAS No.	Qual
8260 MSV 5035A VOA	Analytical Method: EPA 8260								
	Pace Analytical Services - Indianapolis								
1,1-Dichloroethane	ND	mg/kg	0.0047	0.00026	1		08/17/21 02:22	75-34-3	
1,2-Dichloroethane	ND	mg/kg	0.0047	0.00034	1		08/17/21 02:22	107-06-2	
cis-1,2-Dichloroethene	ND	mg/kg	0.0047	0.00031	1		08/17/21 02:22	156-59-2	
trans-1,2-Dichloroethene	ND	mg/kg	0.0047	0.00021	1		08/17/21 02:22	156-60-5	
Methylene Chloride	ND	mg/kg	0.019	0.0023	1		08/17/21 02:22	75-09-2	
Tetrachloroethene	ND	mg/kg	0.0047	0.00020	1		08/17/21 02:22	127-18-4	
1,1,1-Trichloroethane	ND	mg/kg	0.0047	0.00025	1		08/17/21 02:22	71-55-6	
Trichloroethene	ND	mg/kg	0.0047	0.00026	1		08/17/21 02:22	79-01-6	
Vinyl chloride	ND	mg/kg	0.0047	0.00038	1		08/17/21 02:22	75-01-4	
Surrogates									
Dibromofluoromethane (S)	106	%.	73-132		1		08/17/21 02:22	1868-53-7	
Toluene-d8 (S)	93	%.	66-148		1		08/17/21 02:22	2037-26-5	
4-Bromofluorobenzene (S)	97	%.	40-149		1		08/17/21 02:22	460-00-4	
Percent Moisture	Analytical Method: SM 2540G								
	Pace Analytical Services - Indianapolis								
Percent Moisture	**7.9**	%	0.10	0.10	1		08/11/21 11:39		N2

This report shall not be reproduced, except in full,
without the written consent of Pace Analytical Services, LLC.

Pace Analytical Services, LLC
7726 Moller Road
Indianapolis, IN 46268
(317)228-3100

ANALYTICAL RESULTS

Project: Amphenol
Pace Project No.: 50294555

Sample: GP-86 SL (22.75'-23.25') **Lab ID: 50294555013** Collected: 08/09/21 16:05 Received: 08/10/21 17:00 Matrix: Solid

Results reported on a "dry weight" basis and are adjusted for percent moisture, sample size and any dilutions.

Parameters	Results	Units	Report Limit	MDL	DF	Prepared	Analyzed	CAS No.	Qual
8260 MSV 5035A VOA	Analytical Method: EPA 8260								
	Pace Analytical Services - Indianapolis								
1,1-Dichloroethane	ND	mg/kg	0.0051	0.00047	1		08/17/21 16:44	75-34-3	
1,2-Dichloroethane	ND	mg/kg	0.0051	0.00052	1		08/17/21 16:44	107-06-2	
cis-1,2-Dichloroethene	**0.0019J**	mg/kg	0.0051	0.00049	1		08/17/21 16:44	156-59-2	
trans-1,2-Dichloroethene	ND	mg/kg	0.0051	0.00048	1		08/17/21 16:44	156-60-5	
Methylene Chloride	ND	mg/kg	0.020	0.0050	1		08/17/21 16:44	75-09-2	
Tetrachloroethene	ND	mg/kg	0.0051	0.00038	1		08/17/21 16:44	127-18-4	
1,1,1-Trichloroethane	**0.0071**	mg/kg	0.0051	0.00043	1		08/17/21 16:44	71-55-6	
Trichloroethene	**0.16**	mg/kg	0.0051	0.00046	1		08/17/21 16:44	79-01-6	
Vinyl chloride	ND	mg/kg	0.0051	0.00010	1		08/17/21 16:44	75-01-4	
Surrogates									
Dibromofluoromethane (S)	105	%.	73-132		1		08/17/21 16:44	1868-53-7	
Toluene-d8 (S)	93	%.	66-148		1		08/17/21 16:44	2037-26-5	
4-Bromofluorobenzene (S)	100	%.	40-149		1		08/17/21 16:44	460-00-4	
Percent Moisture	Analytical Method: SM 2540G								
	Pace Analytical Services - Indianapolis								
Percent Moisture	**12.7**	%	0.10	0.10	1		08/11/21 11:39		N2

This report shall not be reproduced, except in full,
without the written consent of Pace Analytical Services, LLC.

Pace Analytical Services, LLC
7726 Moller Road
Indianapolis, IN 46268
(317)228-3100

ANALYTICAL RESULTS

Project: Amphenol
Pace Project No.: 50294555

Sample: GP-86 SL (23.25'-23.75') **Lab ID: 50294555014** Collected: 08/09/21 16:00 Received: 08/10/21 17:00 Matrix: Solid

Results reported on a "dry weight" basis and are adjusted for percent moisture, sample size and any dilutions.

Parameters	Results	Units	Report Limit	MDL	DF	Prepared	Analyzed	CAS No.	Qual
8260 MSV 5035A VOA	Analytical Method: EPA 8260								
	Pace Analytical Services - Indianapolis								
1,1-Dichloroethane	ND	mg/kg	0.0047	0.00044	1		08/17/21 17:15	75-34-3	
1,2-Dichloroethane	ND	mg/kg	0.0047	0.00048	1		08/17/21 17:15	107-06-2	
cis-1,2-Dichloroethene	**0.0011J**	mg/kg	0.0047	0.00045	1		08/17/21 17:15	156-59-2	
trans-1,2-Dichloroethene	ND	mg/kg	0.0047	0.00044	1		08/17/21 17:15	156-60-5	
Methylene Chloride	ND	mg/kg	0.019	0.0046	1		08/17/21 17:15	75-09-2	
Tetrachloroethene	ND	mg/kg	0.0047	0.00035	1		08/17/21 17:15	127-18-4	
1,1,1-Trichloroethane	**0.0058**	mg/kg	0.0047	0.00040	1		08/17/21 17:15	71-55-6	
Trichloroethene	**0.19**	mg/kg	0.0047	0.00042	1		08/17/21 17:15	79-01-6	
Vinyl chloride	ND	mg/kg	0.0047	0.000093	1		08/17/21 17:15	75-01-4	
Surrogates									
Dibromofluoromethane (S)	100	%.	73-132		1		08/17/21 17:15	1868-53-7	
Toluene-d8 (S)	90	%.	66-148		1		08/17/21 17:15	2037-26-5	
4-Bromofluorobenzene (S)	96	%.	40-149		1		08/17/21 17:15	460-00-4	
Percent Moisture	Analytical Method: SM 2540G								
	Pace Analytical Services - Indianapolis								
Percent Moisture	**12.1**	%	0.10	0.10	1		08/11/21 11:39		N2

This report shall not be reproduced, except in full,
without the written consent of Pace Analytical Services, LLC.

Pace Analytical Services, LLC
7726 Moller Road
Indianapolis, IN 46268
(317)228-3100

ANALYTICAL RESULTS

Project: Amphenol
Pace Project No.: 50294555

Sample: GP-86 SL (23.75'-24.25') **Lab ID: 50294555015** Collected: 08/09/21 16:03 Received: 08/10/21 17:00 Matrix: Solid

Results reported on a "dry weight" basis and are adjusted for percent moisture, sample size and any dilutions.

Parameters	Results	Units	Report Limit	MDL	DF	Prepared	Analyzed	CAS No.	Qual
8260 MSV 5035A VOA	Analytical Method: EPA 8260								
	Pace Analytical Services - Indianapolis								
1,1-Dichloroethane	ND	mg/kg	0.0042	0.00039	1		08/17/21 17:47	75-34-3	
1,2-Dichloroethane	ND	mg/kg	0.0042	0.00043	1		08/17/21 17:47	107-06-2	
cis-1,2-Dichloroethene	**0.0068**	mg/kg	0.0042	0.00041	1		08/17/21 17:47	156-59-2	
trans-1,2-Dichloroethene	**0.0012J**	mg/kg	0.0042	0.00040	1		08/17/21 17:47	156-60-5	
Methylene Chloride	ND	mg/kg	0.017	0.0041	1		08/17/21 17:47	75-09-2	
Tetrachloroethene	ND	mg/kg	0.0042	0.00031	1		08/17/21 17:47	127-18-4	
1,1,1-Trichloroethane	**0.011**	mg/kg	0.0042	0.00036	1		08/17/21 17:47	71-55-6	
Trichloroethene	**0.12**	mg/kg	0.0042	0.00038	1		08/17/21 17:47	79-01-6	
Vinyl chloride	ND	mg/kg	0.0042	0.000084	1		08/17/21 17:47	75-01-4	
Surrogates									
Dibromofluoromethane (S)	108	%.	73-132		1		08/17/21 17:47	1868-53-7	
Toluene-d8 (S)	94	%.	66-148		1		08/17/21 17:47	2037-26-5	
4-Bromofluorobenzene (S)	96	%.	40-149		1		08/17/21 17:47	460-00-4	
Percent Moisture	Analytical Method: SM 2540G								
	Pace Analytical Services - Indianapolis								
Percent Moisture	**9.7**	%	0.10	0.10	1		08/11/21 11:39		N2

This report shall not be reproduced, except in full,
without the written consent of Pace Analytical Services, LLC.

Pace Analytical Services, LLC
7726 Moller Road
Indianapolis, IN 46268
(317)228-3100

ANALYTICAL RESULTS

Project: Amphenol
Pace Project No.: 50294555

Sample: GP-86 SL (24.25'-24.75') **Lab ID: 50294555016** Collected: 08/09/21 16:08 Received: 08/10/21 17:00 Matrix: Solid

Results reported on a "dry weight" basis and are adjusted for percent moisture, sample size and any dilutions.

Parameters	Results	Units	Report Limit	MDL	DF	Prepared	Analyzed	CAS No.	Qual
8260 MSV 5035A VOA	Analytical Method: EPA 8260								
	Pace Analytical Services - Indianapolis								
1,1-Dichloroethane	ND	mg/kg	0.0047	0.00043	1		08/17/21 18:19	75-34-3	
1,2-Dichloroethane	ND	mg/kg	0.0047	0.00048	1		08/17/21 18:19	107-06-2	
cis-1,2-Dichloroethene	**0.0017J**	mg/kg	0.0047	0.00045	1		08/17/21 18:19	156-59-2	
trans-1,2-Dichloroethene	ND	mg/kg	0.0047	0.00044	1		08/17/21 18:19	156-60-5	
Methylene Chloride	ND	mg/kg	0.019	0.0046	1		08/17/21 18:19	75-09-2	
Tetrachloroethene	ND	mg/kg	0.0047	0.00035	1		08/17/21 18:19	127-18-4	
1,1,1-Trichloroethane	ND	mg/kg	0.0047	0.00039	1		08/17/21 18:19	71-55-6	
Trichloroethene	**0.0061**	mg/kg	0.0047	0.00042	1		08/17/21 18:19	79-01-6	
Vinyl chloride	ND	mg/kg	0.0047	0.000093	1		08/17/21 18:19	75-01-4	
Surrogates									
Dibromofluoromethane (S)	106	%.	73-132		1		08/17/21 18:19	1868-53-7	
Toluene-d8 (S)	95	%.	66-148		1		08/17/21 18:19	2037-26-5	
4-Bromofluorobenzene (S)	98	%.	40-149		1		08/17/21 18:19	460-00-4	
Percent Moisture	Analytical Method: SM 2540G								
	Pace Analytical Services - Indianapolis								
Percent Moisture	**12.2**	%	0.10	0.10	1		08/11/21 11:40		N2

This report shall not be reproduced, except in full,
without the written consent of Pace Analytical Services, LLC.

Pace Analytical Services, LLC
7726 Moller Road
Indianapolis, IN 46268
(317)228-3100

ANALYTICAL RESULTS

Project: Amphenol
Pace Project No.: 50294555

Sample: GP-87 SL (10.0'-12.0') **Lab ID: 50294555017** Collected: 08/10/21 09:45 Received: 08/10/21 17:00 Matrix: Solid

Results reported on a "dry weight" basis and are adjusted for percent moisture, sample size and any dilutions.

Parameters	Results	Units	Report Limit	MDL	DF	Prepared	Analyzed	CAS No.	Qual
8260 MSV 5035A VOA	Analytical Method: EPA 8260								
	Pace Analytical Services - Indianapolis								
1,1-Dichloroethane	ND	mg/kg	0.0040	0.00022	1		08/17/21 05:01	75-34-3	
1,2-Dichloroethane	ND	mg/kg	0.0040	0.00029	1		08/17/21 05:01	107-06-2	
cis-1,2-Dichloroethene	ND	mg/kg	0.0040	0.00026	1		08/17/21 05:01	156-59-2	
trans-1,2-Dichloroethene	ND	mg/kg	0.0040	0.00018	1		08/17/21 05:01	156-60-5	
Methylene Chloride	ND	mg/kg	0.016	0.0020	1		08/17/21 05:01	75-09-2	
Tetrachloroethene	ND	mg/kg	0.0040	0.00017	1		08/17/21 05:01	127-18-4	
1,1,1-Trichloroethane	ND	mg/kg	0.0040	0.00022	1		08/17/21 05:01	71-55-6	
Trichloroethene	ND	mg/kg	0.0040	0.00022	1		08/17/21 05:01	79-01-6	
Vinyl chloride	ND	mg/kg	0.0040	0.00032	1		08/17/21 05:01	75-01-4	
Surrogates									
Dibromofluoromethane (S)	102	%.	73-132		1		08/17/21 05:01	1868-53-7	
Toluene-d8 (S)	93	%.	66-148		1		08/17/21 05:01	2037-26-5	
4-Bromofluorobenzene (S)	99	%.	40-149		1		08/17/21 05:01	460-00-4	
Percent Moisture	Analytical Method: SM 2540G								
	Pace Analytical Services - Indianapolis								
Percent Moisture	**14.9**	%	0.10	0.10	1		08/11/21 11:40		N2

This report shall not be reproduced, except in full,
without the written consent of Pace Analytical Services, LLC.

Pace Analytical Services, LLC
7726 Moller Road
Indianapolis, IN 46268
(317)228-3100

ANALYTICAL RESULTS

Project: Amphenol
Pace Project No.: 50294555

Sample: GP-87 SL (18.0'-20.0') **Lab ID: 50294555018** Collected: 08/10/21 09:48 Received: 08/10/21 17:00 Matrix: Solid

Results reported on a "dry weight" basis and are adjusted for percent moisture, sample size and any dilutions.

Parameters	Results	Units	Report Limit	MDL	DF	Prepared	Analyzed	CAS No.	Qual
8260 MSV 5035A VOA	Analytical Method: EPA 8260								
	Pace Analytical Services - Indianapolis								
1,1-Dichloroethane	ND	mg/kg	0.0044	0.00041	1		08/17/21 18:51	75-34-3	
1,2-Dichloroethane	ND	mg/kg	0.0044	0.00046	1		08/17/21 18:51	107-06-2	
cis-1,2-Dichloroethene	ND	mg/kg	0.0044	0.00043	1		08/17/21 18:51	156-59-2	
trans-1,2-Dichloroethene	ND	mg/kg	0.0044	0.00042	1		08/17/21 18:51	156-60-5	
Methylene Chloride	ND	mg/kg	0.018	0.0043	1		08/17/21 18:51	75-09-2	
Tetrachloroethene	**0.00078J**	mg/kg	0.0044	0.00033	1		08/17/21 18:51	127-18-4	
1,1,1-Trichloroethane	ND	mg/kg	0.0044	0.00037	1		08/17/21 18:51	71-55-6	
Trichloroethene	**0.031**	mg/kg	0.0044	0.00040	1		08/17/21 18:51	79-01-6	
Vinyl chloride	ND	mg/kg	0.0044	0.000088	1		08/17/21 18:51	75-01-4	
Surrogates									
Dibromofluoromethane (S)	104	%.	73-132		1		08/17/21 18:51	1868-53-7	
Toluene-d8 (S)	94	%.	66-148		1		08/17/21 18:51	2037-26-5	
4-Bromofluorobenzene (S)	100	%.	40-149		1		08/17/21 18:51	460-00-4	
Percent Moisture	Analytical Method: SM 2540G								
	Pace Analytical Services - Indianapolis								
Percent Moisture	**11.6**	%	0.10	0.10	1		08/11/21 11:40		N2

This report shall not be reproduced, except in full,
without the written consent of Pace Analytical Services, LLC.

Pace Analytical Services, LLC
7726 Moller Road
Indianapolis, IN 46268
(317)228-3100

ANALYTICAL RESULTS

Project: Amphenol
Pace Project No.: 50294555

Sample: GP-87 SL (21.0'-21.5') **Lab ID: 50294555019** Collected: 08/10/21 10:06 Received: 08/10/21 17:00 Matrix: Solid

Results reported on a "dry weight" basis and are adjusted for percent moisture, sample size and any dilutions.

Parameters	Results	Units	Report Limit	MDL	DF	Prepared	Analyzed	CAS No.	Qual
8260 MSV 5035A VOA	Analytical Method: EPA 8260								
	Pace Analytical Services - Indianapolis								
1,1-Dichloroethane	ND	mg/kg	0.0043	0.00040	1		08/17/21 19:22	75-34-3	
1,2-Dichloroethane	ND	mg/kg	0.0043	0.00044	1		08/17/21 19:22	107-06-2	
cis-1,2-Dichloroethene	**0.0062**	mg/kg	0.0043	0.00041	1		08/17/21 19:22	156-59-2	
trans-1,2-Dichloroethene	ND	mg/kg	0.0043	0.00040	1		08/17/21 19:22	156-60-5	
Methylene Chloride	ND	mg/kg	0.017	0.0042	1		08/17/21 19:22	75-09-2	
Tetrachloroethene	ND	mg/kg	0.0043	0.00032	1		08/17/21 19:22	127-18-4	
1,1,1-Trichloroethane	**0.0029J**	mg/kg	0.0043	0.00036	1		08/17/21 19:22	71-55-6	
Trichloroethene	**0.058**	mg/kg	0.0043	0.00038	1		08/17/21 19:22	79-01-6	
Vinyl chloride	ND	mg/kg	0.0043	0.000085	1		08/17/21 19:22	75-01-4	
Surrogates									
Dibromofluoromethane (S)	104	%.	73-132		1		08/17/21 19:22	1868-53-7	
Toluene-d8 (S)	90	%.	66-148		1		08/17/21 19:22	2037-26-5	
4-Bromofluorobenzene (S)	100	%.	40-149		1		08/17/21 19:22	460-00-4	
Percent Moisture	Analytical Method: SM 2540G								
	Pace Analytical Services - Indianapolis								
Percent Moisture	**10.2**	%	0.10	0.10	1		08/11/21 11:40		N2

This report shall not be reproduced, except in full,
without the written consent of Pace Analytical Services, LLC.

Pace Analytical Services, LLC
7726 Moller Road
Indianapolis, IN 46268
(317)228-3100

ANALYTICAL RESULTS

Project: Amphenol
Pace Project No.: 50294555

Sample: GP-87 SL (20.0'-20.5') **Lab ID: 50294555020** Collected: 08/10/21 10:03 Received: 08/10/21 17:00 Matrix: Solid

Results reported on a "dry weight" basis and are adjusted for percent moisture, sample size and any dilutions.

Parameters	Results	Units	Report Limit	MDL	DF	Prepared	Analyzed	CAS No.	Qual
8260 MSV 5035A VOA	Analytical Method: EPA 8260								
	Pace Analytical Services - Indianapolis								
1,1-Dichloroethane	ND	mg/kg	0.0046	0.00043	1		08/17/21 19:54	75-34-3	
1,2-Dichloroethane	ND	mg/kg	0.0046	0.00047	1		08/17/21 19:54	107-06-2	
cis-1,2-Dichloroethene	**0.0010J**	mg/kg	0.0046	0.00044	1		08/17/21 19:54	156-59-2	
trans-1,2-Dichloroethene	ND	mg/kg	0.0046	0.00043	1		08/17/21 19:54	156-60-5	
Methylene Chloride	ND	mg/kg	0.018	0.0045	1		08/17/21 19:54	75-09-2	
Tetrachloroethene	**0.0017J**	mg/kg	0.0046	0.00034	1		08/17/21 19:54	127-18-4	
1,1,1-Trichloroethane	ND	mg/kg	0.0046	0.00039	1		08/17/21 19:54	71-55-6	
Trichloroethene	**0.063**	mg/kg	0.0046	0.00041	1		08/17/21 19:54	79-01-6	
Vinyl chloride	ND	mg/kg	0.0046	0.000091	1		08/17/21 19:54	75-01-4	
Surrogates									
Dibromofluoromethane (S)	104	%.	73-132		1		08/17/21 19:54	1868-53-7	
Toluene-d8 (S)	93	%.	66-148		1		08/17/21 19:54	2037-26-5	
4-Bromofluorobenzene (S)	99	%.	40-149		1		08/17/21 19:54	460-00-4	
Percent Moisture	Analytical Method: SM 2540G								
	Pace Analytical Services - Indianapolis								
Percent Moisture	**13.3**	%	0.10	0.10	1		08/11/21 11:40		N2

This report shall not be reproduced, except in full,
without the written consent of Pace Analytical Services, LLC.

Pace Analytical Services, LLC
7726 Moller Road
Indianapolis, IN 46268
(317)228-3100

ANALYTICAL RESULTS

Project: Amphenol
Pace Project No.: 50294555

Sample: GP-87 SL (22.0'-22.5') **Lab ID: 50294555021** Collected: 08/10/21 10:10 Received: 08/10/21 17:00 Matrix: Solid

Results reported on a "dry weight" basis and are adjusted for percent moisture, sample size and any dilutions.

Parameters	Results	Units	Report Limit	MDL	DF	Prepared	Analyzed	CAS No.	Qual
8260 MSV 5035A VOA	Analytical Method: EPA 8260								
	Pace Analytical Services - Indianapolis								
1,1-Dichloroethane	ND	mg/kg	0.0039	0.00036	1		08/17/21 20:26	75-34-3	
1,2-Dichloroethane	ND	mg/kg	0.0039	0.00040	1		08/17/21 20:26	107-06-2	
cis-1,2-Dichloroethene	**0.0071**	mg/kg	0.0039	0.00038	1		08/17/21 20:26	156-59-2	
trans-1,2-Dichloroethene	**0.00061J**	mg/kg	0.0039	0.00037	1		08/17/21 20:26	156-60-5	
Methylene Chloride	ND	mg/kg	0.016	0.0038	1		08/17/21 20:26	75-09-2	
Tetrachloroethene	ND	mg/kg	0.0039	0.00029	1		08/17/21 20:26	127-18-4	
1,1,1-Trichloroethane	ND	mg/kg	0.0039	0.00033	1		08/17/21 20:26	71-55-6	
Trichloroethene	**0.0021J**	mg/kg	0.0039	0.00035	1		08/17/21 20:26	79-01-6	
Vinyl chloride	ND	mg/kg	0.0039	0.000078	1		08/17/21 20:26	75-01-4	
Surrogates									
Dibromofluoromethane (S)	109	%.	73-132		1		08/17/21 20:26	1868-53-7	
Toluene-d8 (S)	93	%.	66-148		1		08/17/21 20:26	2037-26-5	
4-Bromofluorobenzene (S)	98	%.	40-149		1		08/17/21 20:26	460-00-4	
Percent Moisture	Analytical Method: SM 2540G								
	Pace Analytical Services - Indianapolis								
Percent Moisture	**9.5**	%	0.10	0.10	1		08/11/21 11:55		N2

This report shall not be reproduced, except in full,
without the written consent of Pace Analytical Services, LLC.

Pace Analytical Services, LLC
7726 Moller Road
Indianapolis, IN 46268
(317)228-3100

ANALYTICAL RESULTS

Project: Amphenol
Pace Project No.: 50294555

Sample: GP-88 SL (19.25'-19.75') **Lab ID: 50294555022** Collected: 08/10/21 11:10 Received: 08/10/21 17:00 Matrix: Solid

Results reported on a "dry weight" basis and are adjusted for percent moisture, sample size and any dilutions.

Parameters	Results	Units	Report Limit	MDL	DF	Prepared	Analyzed	CAS No.	Qual
8260 MSV 5035A VOA	Analytical Method: EPA 8260								
	Pace Analytical Services - Indianapolis								
1,1-Dichloroethane	ND	mg/kg	0.0050	0.00047	1		08/16/21 22:56	75-34-3	
1,2-Dichloroethane	ND	mg/kg	0.0050	0.00052	1		08/16/21 22:56	107-06-2	
cis-1,2-Dichloroethene	**0.0014J**	mg/kg	0.0050	0.00048	1		08/16/21 22:56	156-59-2	
trans-1,2-Dichloroethene	ND	mg/kg	0.0050	0.00047	1		08/16/21 22:56	156-60-5	
Methylene Chloride	ND	mg/kg	0.020	0.0049	1		08/16/21 22:56	75-09-2	
Tetrachloroethene	**0.0013J**	mg/kg	0.0050	0.00037	1		08/16/21 22:56	127-18-4	
1,1,1-Trichloroethane	ND	mg/kg	0.0050	0.00042	1		08/16/21 22:56	71-55-6	
Trichloroethene	**0.017**	mg/kg	0.0050	0.00045	1		08/16/21 22:56	79-01-6	
Vinyl chloride	ND	mg/kg	0.0050	0.00010	1		08/16/21 22:56	75-01-4	R1
Surrogates									
Dibromofluoromethane (S)	104	%.	73-132		1		08/16/21 22:56	1868-53-7	
Toluene-d8 (S)	100	%.	66-148		1		08/16/21 22:56	2037-26-5	
4-Bromofluorobenzene (S)	90	%.	40-149		1		08/16/21 22:56	460-00-4	
Percent Moisture	Analytical Method: SM 2540G								
	Pace Analytical Services - Indianapolis								
Percent Moisture	**7.9**	%	0.10	0.10	1		08/11/21 11:55		N2

This report shall not be reproduced, except in full,
without the written consent of Pace Analytical Services, LLC.

Pace Analytical Services, LLC
7726 Moller Road
Indianapolis, IN 46268
(317)228-3100

ANALYTICAL RESULTS

Project: Amphenol
Pace Project No.: 50294555

Sample: GP-88 SL (19.75'-20.25') **Lab ID: 50294555023** Collected: 08/10/21 11:20 Received: 08/10/21 17:00 Matrix: Solid

Results reported on a "dry weight" basis and are adjusted for percent moisture, sample size and any dilutions.

Parameters	Results	Units	Report Limit	MDL	DF	Prepared	Analyzed	CAS No.	Qual
8260 MSV 5035A VOA	Analytical Method: EPA 8260								
	Pace Analytical Services - Indianapolis								
1,1-Dichloroethane	ND	mg/kg	0.0047	0.00043	1		08/17/21 20:58	75-34-3	
1,2-Dichloroethane	ND	mg/kg	0.0047	0.00048	1		08/17/21 20:58	107-06-2	
cis-1,2-Dichloroethene	**0.0034J**	mg/kg	0.0047	0.00045	1		08/17/21 20:58	156-59-2	
trans-1,2-Dichloroethene	ND	mg/kg	0.0047	0.00044	1		08/17/21 20:58	156-60-5	
Methylene Chloride	ND	mg/kg	0.019	0.0046	1		08/17/21 20:58	75-09-2	
Tetrachloroethene	**0.0016J**	mg/kg	0.0047	0.00035	1		08/17/21 20:58	127-18-4	
1,1,1-Trichloroethane	ND	mg/kg	0.0047	0.00039	1		08/17/21 20:58	71-55-6	
Trichloroethene	**0.058**	mg/kg	0.0047	0.00042	1		08/17/21 20:58	79-01-6	
Vinyl chloride	ND	mg/kg	0.0047	0.000092	1		08/17/21 20:58	75-01-4	
Surrogates									
Dibromofluoromethane (S)	108	%.	73-132		1		08/17/21 20:58	1868-53-7	
Toluene-d8 (S)	91	%.	66-148		1		08/17/21 20:58	2037-26-5	
4-Bromofluorobenzene (S)	97	%.	40-149		1		08/17/21 20:58	460-00-4	
Percent Moisture	Analytical Method: SM 2540G								
	Pace Analytical Services - Indianapolis								
Percent Moisture	**7.6**	%	0.10	0.10	1		08/11/21 11:56		N2

This report shall not be reproduced, except in full,
without the written consent of Pace Analytical Services, LLC.

Pace Analytical Services, LLC
7726 Moller Road
Indianapolis, IN 46268
(317)228-3100

ANALYTICAL RESULTS

Project: Amphenol
Pace Project No.: 50294555

Sample: GP-88 SL (20.25'-20.75') **Lab ID: 50294555024** Collected: 08/10/21 11:25 Received: 08/10/21 17:00 Matrix: Solid

Results reported on a "dry weight" basis and are adjusted for percent moisture, sample size and any dilutions.

Parameters	Results	Units	Report Limit	MDL	DF	Prepared	Analyzed	CAS No.	Qual
8260 MSV 5035A VOA	Analytical Method: EPA 8260								
	Pace Analytical Services - Indianapolis								
1,1-Dichloroethane	ND	mg/kg	0.0042	0.00039	1		08/17/21 00:31	75-34-3	
1,2-Dichloroethane	ND	mg/kg	0.0042	0.00043	1		08/17/21 00:31	107-06-2	
cis-1,2-Dichloroethene	**0.012**	mg/kg	0.0042	0.00040	1		08/17/21 00:31	156-59-2	
trans-1,2-Dichloroethene	**0.00069J**	mg/kg	0.0042	0.00039	1		08/17/21 00:31	156-60-5	
Methylene Chloride	ND	mg/kg	0.017	0.0041	1		08/17/21 00:31	75-09-2	
Tetrachloroethene	ND	mg/kg	0.0042	0.00031	1		08/17/21 00:31	127-18-4	
1,1,1-Trichloroethane	**0.0049**	mg/kg	0.0042	0.00035	1		08/17/21 00:31	71-55-6	
Trichloroethene	**0.098**	mg/kg	0.0042	0.00038	1		08/17/21 00:31	79-01-6	
Vinyl chloride	ND	mg/kg	0.0042	0.000083	1		08/17/21 00:31	75-01-4	
Surrogates									
Dibromofluoromethane (S)	105	%.	73-132		1		08/17/21 00:31	1868-53-7	
Toluene-d8 (S)	96	%.	66-148		1		08/17/21 00:31	2037-26-5	
4-Bromofluorobenzene (S)	99	%.	40-149		1		08/17/21 00:31	460-00-4	
Percent Moisture	Analytical Method: SM 2540G								
	Pace Analytical Services - Indianapolis								
Percent Moisture	**9.2**	%	0.10	0.10	1		08/11/21 11:56		N2

This report shall not be reproduced, except in full,
without the written consent of Pace Analytical Services, LLC.

Pace Analytical Services, LLC
7726 Moller Road
Indianapolis, IN 46268
(317)228-3100

ANALYTICAL RESULTS

Project: Amphenol
Pace Project No.: 50294555

Sample: GP-88 SL (20.75'-21.25') **Lab ID: 50294555025** Collected: 08/10/21 11:28 Received: 08/10/21 17:00 Matrix: Solid

Results reported on a "dry weight" basis and are adjusted for percent moisture, sample size and any dilutions.

Parameters	Results	Units	Report Limit	MDL	DF	Prepared	Analyzed	CAS No.	Qual
8260 MSV 5035A VOA	Analytical Method: EPA 8260								
	Pace Analytical Services - Indianapolis								
1,1-Dichloroethane	ND	mg/kg	0.0041	0.00038	1		08/17/21 01:03	75-34-3	
1,2-Dichloroethane	ND	mg/kg	0.0041	0.00042	1		08/17/21 01:03	107-06-2	
cis-1,2-Dichloroethene	**0.015**	mg/kg	0.0041	0.00039	1		08/17/21 01:03	156-59-2	
trans-1,2-Dichloroethene	**0.00085J**	mg/kg	0.0041	0.00038	1		08/17/21 01:03	156-60-5	
Methylene Chloride	ND	mg/kg	0.016	0.0040	1		08/17/21 01:03	75-09-2	
Tetrachloroethene	ND	mg/kg	0.0041	0.00030	1		08/17/21 01:03	127-18-4	
1,1,1-Trichloroethane	**0.0041J**	mg/kg	0.0041	0.00034	1		08/17/21 01:03	71-55-6	
Trichloroethene	**0.050**	mg/kg	0.0041	0.00037	1		08/17/21 01:03	79-01-6	
Vinyl chloride	ND	mg/kg	0.0041	0.000081	1		08/17/21 01:03	75-01-4	
Surrogates									
Dibromofluoromethane (S)	108	%.	73-132		1		08/17/21 01:03	1868-53-7	
Toluene-d8 (S)	94	%.	66-148		1		08/17/21 01:03	2037-26-5	
4-Bromofluorobenzene (S)	96	%.	40-149		1		08/17/21 01:03	460-00-4	
Percent Moisture	Analytical Method: SM 2540G								
	Pace Analytical Services - Indianapolis								
Percent Moisture	**8.7**	%	0.10	0.10	1		08/11/21 11:56		N2

This report shall not be reproduced, except in full,
without the written consent of Pace Analytical Services, LLC.

Pace Analytical Services, LLC
7726 Moller Road
Indianapolis, IN 46268
(317)228-3100

ANALYTICAL RESULTS

Project: Amphenol
Pace Project No.: 50294555

Sample: GP-89 SL (8.5'-9.0') **Lab ID: 50294555026** Collected: 08/10/21 12:48 Received: 08/10/21 17:00 Matrix: Solid

Results reported on a "dry weight" basis and are adjusted for percent moisture, sample size and any dilutions.

Parameters	Results	Units	Report Limit	MDL	DF	Prepared	Analyzed	CAS No.	Qual
8260 MSV 5035A VOA	Analytical Method: EPA 8260								
	Pace Analytical Services - Indianapolis								
1,1-Dichloroethane	ND	mg/kg	0.0065	0.00060	1		08/17/21 01:34	75-34-3	
1,2-Dichloroethane	ND	mg/kg	0.0065	0.00067	1		08/17/21 01:34	107-06-2	
cis-1,2-Dichloroethene	ND	mg/kg	0.0065	0.00062	1		08/17/21 01:34	156-59-2	
trans-1,2-Dichloroethene	ND	mg/kg	0.0065	0.00061	1		08/17/21 01:34	156-60-5	
Methylene Chloride	ND	mg/kg	0.026	0.0064	1		08/17/21 01:34	75-09-2	
Tetrachloroethene	ND	mg/kg	0.0065	0.00048	1		08/17/21 01:34	127-18-4	
1,1,1-Trichloroethane	ND	mg/kg	0.0065	0.00055	1		08/17/21 01:34	71-55-6	
Trichloroethene	ND	mg/kg	0.0065	0.00058	1		08/17/21 01:34	79-01-6	
Vinyl chloride	ND	mg/kg	0.0065	0.00013	1		08/17/21 01:34	75-01-4	
Surrogates									
Dibromofluoromethane (S)	109	%.	73-132		1		08/17/21 01:34	1868-53-7	
Toluene-d8 (S)	92	%.	66-148		1		08/17/21 01:34	2037-26-5	
4-Bromofluorobenzene (S)	101	%.	40-149		1		08/17/21 01:34	460-00-4	
Percent Moisture	Analytical Method: SM 2540G								
	Pace Analytical Services - Indianapolis								
Percent Moisture	**5.4**	%	0.10	0.10	1		08/11/21 11:56		N2

This report shall not be reproduced, except in full,
without the written consent of Pace Analytical Services, LLC.

Pace Analytical Services, LLC
7726 Moller Road
Indianapolis, IN 46268
(317)228-3100

ANALYTICAL RESULTS

Project: Amphenol
Pace Project No.: 50294555

Sample: GP-89 SL (19.25'-19.75') **Lab ID: 50294555027** Collected: 08/10/21 12:53 Received: 08/10/21 17:00 Matrix: Solid

Results reported on a "dry weight" basis and are adjusted for percent moisture, sample size and any dilutions.

Parameters	Results	Units	Report Limit	MDL	DF	Prepared	Analyzed	CAS No.	Qual
8260 MSV 5035A VOA	Analytical Method: EPA 8260								
	Pace Analytical Services - Indianapolis								
1,1-Dichloroethane	ND	mg/kg	0.0049	0.00046	1		08/17/21 02:06	75-34-3	
1,2-Dichloroethane	ND	mg/kg	0.0049	0.00051	1		08/17/21 02:06	107-06-2	
cis-1,2-Dichloroethene	ND	mg/kg	0.0049	0.00047	1		08/17/21 02:06	156-59-2	
trans-1,2-Dichloroethene	ND	mg/kg	0.0049	0.00046	1		08/17/21 02:06	156-60-5	
Methylene Chloride	ND	mg/kg	0.020	0.0048	1		08/17/21 02:06	75-09-2	
Tetrachloroethene	**0.0027J**	mg/kg	0.0049	0.00036	1		08/17/21 02:06	127-18-4	
1,1,1-Trichloroethane	ND	mg/kg	0.0049	0.00041	1		08/17/21 02:06	71-55-6	
Trichloroethene	ND	mg/kg	0.0049	0.00044	1		08/17/21 02:06	79-01-6	
Vinyl chloride	ND	mg/kg	0.0049	0.000098	1		08/17/21 02:06	75-01-4	
Surrogates									
Dibromofluoromethane (S)	112	%.	73-132		1		08/17/21 02:06	1868-53-7	
Toluene-d8 (S)	95	%.	66-148		1		08/17/21 02:06	2037-26-5	
4-Bromofluorobenzene (S)	97	%.	40-149		1		08/17/21 02:06	460-00-4	
Percent Moisture	Analytical Method: SM 2540G								
	Pace Analytical Services - Indianapolis								
Percent Moisture	**9.5**	%	0.10	0.10	1		08/11/21 11:56		N2

This report shall not be reproduced, except in full,
without the written consent of Pace Analytical Services, LLC.

Pace Analytical Services, LLC
7726 Moller Road
Indianapolis, IN 46268
(317)228-3100

ANALYTICAL RESULTS

Project: Amphenol
Pace Project No.: 50294555

Sample: GP-89 SL (19.75'-20.25') **Lab ID: 50294555028** Collected: 08/10/21 12:50 Received: 08/10/21 17:00 Matrix: Solid

Results reported on a "dry weight" basis and are adjusted for percent moisture, sample size and any dilutions.

Parameters	Results	Units	Report Limit	MDL	DF	Prepared	Analyzed	CAS No.	Qual
8260 MSV 5035A VOA	Analytical Method: EPA 8260								
	Pace Analytical Services - Indianapolis								
1,1-Dichloroethane	ND	mg/kg	0.0057	0.00053	1		08/17/21 02:38	75-34-3	
1,2-Dichloroethane	ND	mg/kg	0.0057	0.00059	1		08/17/21 02:38	107-06-2	
cis-1,2-Dichloroethene	**0.0019J**	mg/kg	0.0057	0.00055	1		08/17/21 02:38	156-59-2	
trans-1,2-Dichloroethene	ND	mg/kg	0.0057	0.00054	1		08/17/21 02:38	156-60-5	
Methylene Chloride	ND	mg/kg	0.023	0.0056	1		08/17/21 02:38	75-09-2	
Tetrachloroethene	**0.023**	mg/kg	0.0057	0.00042	1		08/17/21 02:38	127-18-4	
1,1,1-Trichloroethane	ND	mg/kg	0.0057	0.00048	1		08/17/21 02:38	71-55-6	
Trichloroethene	**0.0047J**	mg/kg	0.0057	0.00051	1		08/17/21 02:38	79-01-6	
Vinyl chloride	ND	mg/kg	0.0057	0.00011	1		08/17/21 02:38	75-01-4	
Surrogates									
Dibromofluoromethane (S)	105	%.	73-132		1		08/17/21 02:38	1868-53-7	
Toluene-d8 (S)	94	%.	66-148		1		08/17/21 02:38	2037-26-5	
4-Bromofluorobenzene (S)	97	%.	40-149		1		08/17/21 02:38	460-00-4	
Percent Moisture	Analytical Method: SM 2540G								
	Pace Analytical Services - Indianapolis								
Percent Moisture	**16.9**	%	0.10	0.10	1		08/11/21 11:56		N2

This report shall not be reproduced, except in full,
without the written consent of Pace Analytical Services, LLC.

Pace Analytical Services, LLC
7726 Moller Road
Indianapolis, IN 46268
(317)228-3100

ANALYTICAL RESULTS

Project: Amphenol
Pace Project No.: 50294555

Sample: GP-89 SL (20.25'-20.75') **Lab ID: 50294555029** Collected: 08/10/21 13:00 Received: 08/10/21 17:00 Matrix: Solid

Results reported on a "dry weight" basis and are adjusted for percent moisture, sample size and any dilutions.

Parameters	Results	Units	Report Limit	MDL	DF	Prepared	Analyzed	CAS No.	Qual
8260 MSV 5035A VOA	Analytical Method: EPA 8260								
	Pace Analytical Services - Indianapolis								
1,1-Dichloroethane	ND	mg/kg	0.0046	0.00043	1		08/17/21 03:10	75-34-3	
1,2-Dichloroethane	ND	mg/kg	0.0046	0.00048	1		08/17/21 03:10	107-06-2	
cis-1,2-Dichloroethene	**0.0061**	mg/kg	0.0046	0.00044	1		08/17/21 03:10	156-59-2	
trans-1,2-Dichloroethene	**0.00072J**	mg/kg	0.0046	0.00043	1		08/17/21 03:10	156-60-5	
Methylene Chloride	ND	mg/kg	0.019	0.0045	1		08/17/21 03:10	75-09-2	
Tetrachloroethene	**0.00059J**	mg/kg	0.0046	0.00034	1		08/17/21 03:10	127-18-4	
1,1,1-Trichloroethane	ND	mg/kg	0.0046	0.00039	1		08/17/21 03:10	71-55-6	
Trichloroethene	**0.013**	mg/kg	0.0046	0.00042	1		08/17/21 03:10	79-01-6	
Vinyl chloride	ND	mg/kg	0.0046	0.000092	1		08/17/21 03:10	75-01-4	
Surrogates									
Dibromofluoromethane (S)	103	%.	73-132		1		08/17/21 03:10	1868-53-7	
Toluene-d8 (S)	95	%.	66-148		1		08/17/21 03:10	2037-26-5	
4-Bromofluorobenzene (S)	96	%.	40-149		1		08/17/21 03:10	460-00-4	
Percent Moisture	Analytical Method: SM 2540G								
	Pace Analytical Services - Indianapolis								
Percent Moisture	**8.4**	%	0.10	0.10	1		08/11/21 11:56		N2

This report shall not be reproduced, except in full,
without the written consent of Pace Analytical Services, LLC.

Pace Analytical Services, LLC
7726 Moller Road
Indianapolis, IN 46268
(317)228-3100

ANALYTICAL RESULTS

Project: Amphenol
Pace Project No.: 50294555

Sample: GP-89 SL (20.50'-21.0') **Lab ID: 50294555030** Collected: 08/10/21 13:05 Received: 08/10/21 17:00 Matrix: Solid

Results reported on a "dry weight" basis and are adjusted for percent moisture, sample size and any dilutions.

Parameters	Results	Units	Report Limit	MDL	DF	Prepared	Analyzed	CAS No.	Qual
8260 MSV 5035A VOA	Analytical Method: EPA 8260								
	Pace Analytical Services - Indianapolis								
1,1-Dichloroethane	ND	mg/kg	0.0045	0.00042	1		08/17/21 03:41	75-34-3	
1,2-Dichloroethane	ND	mg/kg	0.0045	0.00046	1		08/17/21 03:41	107-06-2	
cis-1,2-Dichloroethene	**0.0028J**	mg/kg	0.0045	0.00043	1		08/17/21 03:41	156-59-2	
trans-1,2-Dichloroethene	ND	mg/kg	0.0045	0.00042	1		08/17/21 03:41	156-60-5	
Methylene Chloride	ND	mg/kg	0.018	0.0044	1		08/17/21 03:41	75-09-2	
Tetrachloroethene	ND	mg/kg	0.0045	0.00033	1		08/17/21 03:41	127-18-4	
1,1,1-Trichloroethane	ND	mg/kg	0.0045	0.00038	1		08/17/21 03:41	71-55-6	
Trichloroethene	ND	mg/kg	0.0045	0.00040	1		08/17/21 03:41	79-01-6	
Vinyl chloride	ND	mg/kg	0.0045	0.000089	1		08/17/21 03:41	75-01-4	
Surrogates									
Dibromofluoromethane (S)	102	%.	73-132		1		08/17/21 03:41	1868-53-7	
Toluene-d8 (S)	94	%.	66-148		1		08/17/21 03:41	2037-26-5	
4-Bromofluorobenzene (S)	98	%.	40-149		1		08/17/21 03:41	460-00-4	
Percent Moisture	Analytical Method: SM 2540G								
	Pace Analytical Services - Indianapolis								
Percent Moisture	**4.4**	%	0.10	0.10	1		08/11/21 11:56		N2

This report shall not be reproduced, except in full,
without the written consent of Pace Analytical Services, LLC.

Pace Analytical Services, LLC
7726 Moller Road
Indianapolis, IN 46268
(317)228-3100

ANALYTICAL RESULTS

Project: Amphenol
Pace Project No.: 50294555

Sample: FD-1 SL **Lab ID: 50294555031** Collected: 08/09/21 08:00 Received: 08/10/21 17:00 Matrix: Solid

Results reported on a "dry weight" basis and are adjusted for percent moisture, sample size and any dilutions.

Parameters	Results	Units	Report Limit	MDL	DF	Prepared	Analyzed	CAS No.	Qual
8260 MSV 5035A VOA	Analytical Method: EPA 8260								
	Pace Analytical Services - Indianapolis								
1,1-Dichloroethane	**0.0011J**	mg/kg	0.0043	0.00040	1		08/17/21 04:13	75-34-3	
1,2-Dichloroethane	ND	mg/kg	0.0043	0.00044	1		08/17/21 04:13	107-06-2	
cis-1,2-Dichloroethene	**0.024**	mg/kg	0.0043	0.00041	1		08/17/21 04:13	156-59-2	
trans-1,2-Dichloroethene	**0.0033J**	mg/kg	0.0043	0.00040	1		08/17/21 04:13	156-60-5	
Methylene Chloride	ND	mg/kg	0.017	0.0042	1		08/17/21 04:13	75-09-2	
Tetrachloroethene	ND	mg/kg	0.0043	0.00032	1		08/17/21 04:13	127-18-4	
1,1,1-Trichloroethane	ND	mg/kg	0.0043	0.00036	1		08/17/21 04:13	71-55-6	
Trichloroethene	ND	mg/kg	0.0043	0.00038	1		08/17/21 04:13	79-01-6	
Vinyl chloride	ND	mg/kg	0.0043	0.000085	1		08/17/21 04:13	75-01-4	
Surrogates									
Dibromofluoromethane (S)	103	%.	73-132		1		08/17/21 04:13	1868-53-7	
Toluene-d8 (S)	94	%.	66-148		1		08/17/21 04:13	2037-26-5	
4-Bromofluorobenzene (S)	99	%.	40-149		1		08/17/21 04:13	460-00-4	
Percent Moisture	Analytical Method: SM 2540G								
	Pace Analytical Services - Indianapolis								
Percent Moisture	**8.2**	%	0.10	0.10	1		08/11/21 11:57		N2

This report shall not be reproduced, except in full,
without the written consent of Pace Analytical Services, LLC.

Pace Analytical Services, LLC
7726 Moller Road
Indianapolis, IN 46268
(317)228-3100

ANALYTICAL RESULTS

Project: Amphenol
Pace Project No.: 50294555

Sample: FD-2 SL **Lab ID: 50294555032** Collected: 08/09/21 08:00 Received: 08/10/21 17:00 Matrix: Solid

Results reported on a "dry weight" basis and are adjusted for percent moisture, sample size and any dilutions.

Parameters	Results	Units	Report Limit	MDL	DF	Prepared	Analyzed	CAS No.	Qual
8260 MSV 5035A VOA	Analytical Method: EPA 8260								
	Pace Analytical Services - Indianapolis								
1,1-Dichloroethane	ND	mg/kg	0.0052	0.00048	1		08/17/21 04:45	75-34-3	
1,2-Dichloroethane	ND	mg/kg	0.0052	0.00053	1		08/17/21 04:45	107-06-2	
cis-1,2-Dichloroethene	**0.0026J**	mg/kg	0.0052	0.00050	1		08/17/21 04:45	156-59-2	
trans-1,2-Dichloroethene	ND	mg/kg	0.0052	0.00048	1		08/17/21 04:45	156-60-5	
Methylene Chloride	ND	mg/kg	0.021	0.0051	1		08/17/21 04:45	75-09-2	
Tetrachloroethene	ND	mg/kg	0.0052	0.00038	1		08/17/21 04:45	127-18-4	
1,1,1-Trichloroethane	ND	mg/kg	0.0052	0.00043	1		08/17/21 04:45	71-55-6	
Trichloroethene	**0.0036J**	mg/kg	0.0052	0.00046	1		08/17/21 04:45	79-01-6	
Vinyl chloride	ND	mg/kg	0.0052	0.00010	1		08/17/21 04:45	75-01-4	
Surrogates									
Dibromofluoromethane (S)	105	%.	73-132		1		08/17/21 04:45	1868-53-7	
Toluene-d8 (S)	95	%.	66-148		1		08/17/21 04:45	2037-26-5	
4-Bromofluorobenzene (S)	96	%.	40-149		1		08/17/21 04:45	460-00-4	
Percent Moisture	Analytical Method: SM 2540G								
	Pace Analytical Services - Indianapolis								
Percent Moisture	**12.2**	%	0.10	0.10	1		08/11/21 11:57		N2

This report shall not be reproduced, except in full,
without the written consent of Pace Analytical Services, LLC.

Pace Analytical Services, LLC
7726 Moller Road
Indianapolis, IN 46268
(317)228-3100

ANALYTICAL RESULTS

Project: Amphenol
Pace Project No.: 50294555

Sample: FD-3 SL **Lab ID: 50294555033** Collected: 08/10/21 08:00 Received: 08/10/21 17:00 Matrix: Solid

Results reported on a "dry weight" basis and are adjusted for percent moisture, sample size and any dilutions.

Parameters	Results	Units	Report Limit	MDL	DF	Prepared	Analyzed	CAS No.	Qual
8260 MSV 5035A VOA	Analytical Method: EPA 8260								
	Pace Analytical Services - Indianapolis								
1,1-Dichloroethane	ND	mg/kg	0.0042	0.00039	1		08/17/21 05:17	75-34-3	
1,2-Dichloroethane	ND	mg/kg	0.0042	0.00043	1		08/17/21 05:17	107-06-2	
cis-1,2-Dichloroethene	**0.012**	mg/kg	0.0042	0.00040	1		08/17/21 05:17	156-59-2	
trans-1,2-Dichloroethene	**0.0011J**	mg/kg	0.0042	0.00040	1		08/17/21 05:17	156-60-5	
Methylene Chloride	ND	mg/kg	0.017	0.0041	1		08/17/21 05:17	75-09-2	
Tetrachloroethene	ND	mg/kg	0.0042	0.00031	1		08/17/21 05:17	127-18-4	
1,1,1-Trichloroethane	ND	mg/kg	0.0042	0.00035	1		08/17/21 05:17	71-55-6	
Trichloroethene	ND	mg/kg	0.0042	0.00038	1		08/17/21 05:17	79-01-6	
Vinyl chloride	ND	mg/kg	0.0042	0.000083	1		08/17/21 05:17	75-01-4	
Surrogates									
Dibromofluoromethane (S)	112	%.	73-132		1		08/17/21 05:17	1868-53-7	
Toluene-d8 (S)	94	%.	66-148		1		08/17/21 05:17	2037-26-5	
4-Bromofluorobenzene (S)	98	%.	40-149		1		08/17/21 05:17	460-00-4	
Percent Moisture	Analytical Method: SM 2540G								
	Pace Analytical Services - Indianapolis								
Percent Moisture	**9.3**	%	0.10	0.10	1		08/11/21 11:57		N2

This report shall not be reproduced, except in full,
without the written consent of Pace Analytical Services, LLC.

Pace Analytical Services, LLC
7726 Moller Road
Indianapolis, IN 46268
(317)228-3100

ANALYTICAL RESULTS

Project: Amphenol
Pace Project No.: 50294555

Sample: TB-1 WT **Lab ID: 50294555034** Collected: 08/09/21 08:00 Received: 08/10/21 17:00 Matrix: Solid

Results reported on a "wet-weight" basis

Parameters	Results	Units	Report Limit	MDL	DF	Prepared	Analyzed	CAS No.	Qual
8260 MSV 5035A VOA	Analytical Method: EPA 8260								
	Pace Analytical Services - Indianapolis								
1,1-Dichloroethane	ND	mg/kg	0.0050	0.00046	1		08/17/21 05:48	75-34-3	
1,2-Dichloroethane	ND	mg/kg	0.0050	0.00051	1		08/17/21 05:48	107-06-2	
cis-1,2-Dichloroethene	ND	mg/kg	0.0050	0.00048	1		08/17/21 05:48	156-59-2	
trans-1,2-Dichloroethene	ND	mg/kg	0.0050	0.00047	1		08/17/21 05:48	156-60-5	
Methylene Chloride	ND	mg/kg	0.020	0.0049	1		08/17/21 05:48	75-09-2	
Tetrachloroethene	ND	mg/kg	0.0050	0.00037	1		08/17/21 05:48	127-18-4	
1,1,1-Trichloroethane	ND	mg/kg	0.0050	0.00042	1		08/17/21 05:48	71-55-6	
Trichloroethene	ND	mg/kg	0.0050	0.00045	1		08/17/21 05:48	79-01-6	
Vinyl chloride	ND	mg/kg	0.0050	0.000099	1		08/17/21 05:48	75-01-4	
Surrogates									
Dibromofluoromethane (S)	108	%.	73-132		1		08/17/21 05:48	1868-53-7	
Toluene-d8 (S)	92	%.	66-148		1		08/17/21 05:48	2037-26-5	
4-Bromofluorobenzene (S)	99	%.	40-149		1		08/17/21 05:48	460-00-4	

This report shall not be reproduced, except in full,
without the written consent of Pace Analytical Services, LLC.

Pace Analytical Services, LLC
7726 Moller Road
Indianapolis, IN 46268
(317)228-3100

ANALYTICAL RESULTS

Project: Amphenol
Pace Project No.: 50294555

Sample: TB-2 WT **Lab ID: 50294555035** Collected: 08/10/21 08:00 Received: 08/10/21 17:00 Matrix: Solid

Results reported on a "wet-weight" basis

Parameters	Results	Units	Report Limit	MDL	DF	Prepared	Analyzed	CAS No.	Qual
8260 MSV 5035A VOA	Analytical Method: EPA 8260								
	Pace Analytical Services - Indianapolis								
1,1-Dichloroethane	ND	mg/kg	0.0050	0.00046	1		08/17/21 06:20	75-34-3	
1,2-Dichloroethane	ND	mg/kg	0.0050	0.00051	1		08/17/21 06:20	107-06-2	
cis-1,2-Dichloroethene	ND	mg/kg	0.0050	0.00048	1		08/17/21 06:20	156-59-2	
trans-1,2-Dichloroethene	ND	mg/kg	0.0050	0.00047	1		08/17/21 06:20	156-60-5	
Methylene Chloride	ND	mg/kg	0.020	0.0049	1		08/17/21 06:20	75-09-2	
Tetrachloroethene	ND	mg/kg	0.0050	0.00037	1		08/17/21 06:20	127-18-4	
1,1,1-Trichloroethane	ND	mg/kg	0.0050	0.00042	1		08/17/21 06:20	71-55-6	
Trichloroethene	ND	mg/kg	0.0050	0.00045	1		08/17/21 06:20	79-01-6	
Vinyl chloride	ND	mg/kg	0.0050	0.000099	1		08/17/21 06:20	75-01-4	
Surrogates									
Dibromofluoromethane (S)	107	%.	73-132		1		08/17/21 06:20	1868-53-7	
Toluene-d8 (S)	91	%.	66-148		1		08/17/21 06:20	2037-26-5	
4-Bromofluorobenzene (S)	100	%.	40-149		1		08/17/21 06:20	460-00-4	

This report shall not be reproduced, except in full,
without the written consent of Pace Analytical Services, LLC.

Pace Analytical Services, LLC
7726 Moller Road
Indianapolis, IN 46268
(317)228-3100

ANALYTICAL RESULTS

Project: Amphenol
Pace Project No.: 50294555

Sample: EB-1 WT **Lab ID: 50294555036** Collected: 08/09/21 15:50 Received: 08/10/21 17:00 Matrix: Water

Parameters	Results	Units	Report Limit	MDL	DF	Prepared	Analyzed	CAS No.	Qual
8260/5030 MSV	Analytical Method: EPA 8260								
	Pace Analytical Services - Indianapolis								
1,1-Dichloroethane	ND	ug/L	5.0	0.35	1		08/12/21 14:58	75-34-3	
1,2-Dichloroethane	ND	ug/L	5.0	0.31	1		08/12/21 14:58	107-06-2	
cis-1,2-Dichloroethene	ND	ug/L	5.0	0.31	1		08/12/21 14:58	156-59-2	
trans-1,2-Dichloroethene	ND	ug/L	5.0	0.27	1		08/12/21 14:58	156-60-5	
Methylene Chloride	**1.1J**	ug/L	5.0	0.86	1		08/12/21 14:58	75-09-2	
Tetrachloroethene	ND	ug/L	5.0	0.51	1		08/12/21 14:58	127-18-4	L1
1,1,1-Trichloroethane	ND	ug/L	5.0	0.46	1		08/12/21 14:58	71-55-6	
Trichloroethene	ND	ug/L	5.0	0.48	1		08/12/21 14:58	79-01-6	
Vinyl chloride	ND	ug/L	2.0	0.41	1		08/12/21 14:58	75-01-4	
Surrogates									
Dibromofluoromethane (S)	105	%.	78-120		1		08/12/21 14:58	1868-53-7	
4-Bromofluorobenzene (S)	99	%.	78-117		1		08/12/21 14:58	460-00-4	
Toluene-d8 (S)	121	%.	77-118		1		08/12/21 14:58	2037-26-5	S3

This report shall not be reproduced, except in full,
without the written consent of Pace Analytical Services, LLC.

Pace Analytical Services, LLC
7726 Moller Road
Indianapolis, IN 46268
(317)228-3100

ANALYTICAL RESULTS

Project: Amphenol
Pace Project No.: 50294555

Sample: EB-2 WT **Lab ID: 50294555037** Collected: 08/10/21 13:15 Received: 08/10/21 17:00 Matrix: Water

Parameters	Results	Units	Report Limit	MDL	DF	Prepared	Analyzed	CAS No.	Qual
8260/5030 MSV	Analytical Method: EPA 8260								
	Pace Analytical Services - Indianapolis								
1,1-Dichloroethane	ND	ug/L	5.0	0.35	1		08/12/21 15:31	75-34-3	
1,2-Dichloroethane	ND	ug/L	5.0	0.31	1		08/12/21 15:31	107-06-2	
cis-1,2-Dichloroethene	ND	ug/L	5.0	0.31	1		08/12/21 15:31	156-59-2	
trans-1,2-Dichloroethene	ND	ug/L	5.0	0.27	1		08/12/21 15:31	156-60-5	
Methylene Chloride	ND	ug/L	5.0	0.86	1		08/12/21 15:31	75-09-2	
Tetrachloroethene	ND	ug/L	5.0	0.51	1		08/12/21 15:31	127-18-4	L1
1,1,1-Trichloroethane	ND	ug/L	5.0	0.46	1		08/12/21 15:31	71-55-6	
Trichloroethene	ND	ug/L	5.0	0.48	1		08/12/21 15:31	79-01-6	
Vinyl chloride	ND	ug/L	2.0	0.41	1		08/12/21 15:31	75-01-4	
Surrogates									
Dibromofluoromethane (S)	105	%.	78-120		1		08/12/21 15:31	1868-53-7	
4-Bromofluorobenzene (S)	99	%.	78-117		1		08/12/21 15:31	460-00-4	
Toluene-d8 (S)	122	%.	77-118		1		08/12/21 15:31	2037-26-5	S3

This report shall not be reproduced, except in full,
without the written consent of Pace Analytical Services, LLC.

Pace Analytical Services, LLC
7726 Moller Road
Indianapolis, IN 46268
(317)228-3100

QUALITY CONTROL DATA

Project: Amphenol
Pace Project No.: 50294555

QC Batch: 635008
QC Batch Method: EPA 8260
Analysis Method: EPA 8260
Analysis Description: 8260 MSV
Laboratory: Pace Analytical Services - Indianapolis
Associated Lab Samples: 50294555036, 50294555037

METHOD BLANK: 2924083
Matrix: Water
Associated Lab Samples: 50294555036, 50294555037

Parameter	Units	Blank Result	Reporting Limit	MDL	Analyzed	Qualifiers
1,1,1-Trichloroethane	ug/L	ND	5.0	0.46	08/12/21 13:20	
1,1-Dichloroethane	ug/L	ND	5.0	0.35	08/12/21 13:20	
1,2-Dichloroethane	ug/L	ND	5.0	0.31	08/12/21 13:20	
cis-1,2-Dichloroethene	ug/L	ND	5.0	0.31	08/12/21 13:20	
Methylene Chloride	ug/L	1.6J	5.0	0.86	08/12/21 13:20	
Tetrachloroethene	ug/L	ND	5.0	0.51	08/12/21 13:20	
trans-1,2-Dichloroethene	ug/L	ND	5.0	0.27	08/12/21 13:20	
Trichloroethene	ug/L	ND	5.0	0.48	08/12/21 13:20	
Vinyl chloride	ug/L	ND	2.0	0.41	08/12/21 13:20	
4-Bromofluorobenzene (S)	%.	96	78-117		08/12/21 13:20	
Dibromofluoromethane (S)	%.	106	78-120		08/12/21 13:20	
Toluene-d8 (S)	%.	118	77-118		08/12/21 13:20	

LABORATORY CONTROL SAMPLE: 2924084

Parameter	Units	Spike Conc.	LCS Result	LCS % Rec	% Rec Limits	Qualifiers
1,1,1-Trichloroethane	ug/L	50	52.1	104	73-132	
1,1-Dichloroethane	ug/L	50	52.8	106	73-133	
1,2-Dichloroethane	ug/L	50	54.1	108	69-135	
cis-1,2-Dichloroethene	ug/L	50	56.7	113	72-127	
Methylene Chloride	ug/L	50	44.8	90	72-129	
Tetrachloroethene	ug/L	50	69.2	138	70-124	L1
trans-1,2-Dichloroethene	ug/L	50	54.9	110	75-133	
Trichloroethene	ug/L	50	54.1	108	75-130	
Vinyl chloride	ug/L	50	41.9	84	51-140	
4-Bromofluorobenzene (S)	%.			98	78-117	
Dibromofluoromethane (S)	%.			102	78-120	
Toluene-d8 (S)	%.			95	77-118	

MATRIX SPIKE SAMPLE: 2924086

Parameter	Units	50294517025 Result	Spike Conc.	MS Result	MS % Rec	% Rec Limits	Qualifiers
1,1,1-Trichloroethane	ug/L	520	50	812	583	53-161	M1
1,1-Dichloroethane	ug/L	1320	50	1600	559	67-140	M1
1,2-Dichloroethane	ug/L	ND	50	55.1	101	66-130	
cis-1,2-Dichloroethene	ug/L	9130	50	8640	-971	45-150	M1
Methylene Chloride	ug/L	ND	50	43.0	83	58-136	

Results presented on this page are in the units indicated by the "Units" column except where an alternate unit is presented to the right of the result.

REPORT OF LABORATORY ANALYSIS

This report shall not be reproduced, except in full,
without the written consent of Pace Analytical Services, LLC.

Pace Analytical Services, LLC
7726 Moller Road
Indianapolis, IN 46268
(317)228-3100

QUALITY CONTROL DATA

Project: Amphenol
Pace Project No.: 50294555

MATRIX SPIKE SAMPLE: 2924086

Parameter	Units	50294517025 Result	Spike Conc.	MS Result	MS % Rec	% Rec Limits	Qualifiers
Tetrachloroethene	ug/L	416	50	789	746	26-148	M0
trans-1,2-Dichloroethene	ug/L	258	50	242	-32	43-155	M1
Trichloroethene	ug/L	715	50	950	470	35-151	M1
Vinyl chloride	ug/L	673	50	1080	824	59-146	M1
4-Bromofluorobenzene (S)	%.				102	78-117	
Dibromofluoromethane (S)	%.				103	78-120	
Toluene-d8 (S)	%.				101	77-118	

SAMPLE DUPLICATE: 2924085

Parameter	Units	50294517024 Result	Dup Result	RPD	Max RPD	Qualifiers
1,1,1-Trichloroethane	ug/L	ND	ND		20	
1,1-Dichloroethane	ug/L	ND	ND		20	
1,2-Dichloroethane	ug/L	ND	ND		20	
cis-1,2-Dichloroethene	ug/L	ND	ND		20	
Methylene Chloride	ug/L	ND	ND		20	
Tetrachloroethene	ug/L	ND	ND		20	
trans-1,2-Dichloroethene	ug/L	ND	ND		20	
Trichloroethene	ug/L	ND	ND		20	
Vinyl chloride	ug/L	ND	ND		20	
4-Bromofluorobenzene (S)	%.	101	102			
Dibromofluoromethane (S)	%.	107	107			
Toluene-d8 (S)	%.	123	122			S3

Results presented on this page are in the units indicated by the "Units" column except where an alternate unit is presented to the right of the result.

This report shall not be reproduced, except in full,
without the written consent of Pace Analytical Services, LLC.

Pace Analytical Services, LLC
7726 Moller Road
Indianapolis, IN 46268
(317)228-3100

QUALITY CONTROL DATA

Project: Amphenol
Pace Project No.: 50294555

QC Batch: 635571
QC Batch Method: EPA 8260
Analysis Method: EPA 8260
Analysis Description: 8260 MSV 5035A Volatile Organics
Laboratory: Pace Analytical Services - Indianapolis
Associated Lab Samples: 50294555001, 50294555002, 50294555003, 50294555004, 50294555005

METHOD BLANK: 2927279
Matrix: Solid
Associated Lab Samples: 50294555001, 50294555002, 50294555003, 50294555004, 50294555005

Parameter	Units	Blank Result	Reporting Limit	MDL	Analyzed	Qualifiers
1,1,1-Trichloroethane	mg/kg	ND	0.0050	0.00042	08/16/21 10:15	
1,1-Dichloroethane	mg/kg	ND	0.0050	0.00046	08/16/21 10:15	
1,2-Dichloroethane	mg/kg	ND	0.0050	0.00051	08/16/21 10:15	
cis-1,2-Dichloroethene	mg/kg	ND	0.0050	0.00048	08/16/21 10:15	
Methylene Chloride	mg/kg	ND	0.020	0.0049	08/16/21 10:15	
Tetrachloroethene	mg/kg	ND	0.0050	0.00037	08/16/21 10:15	
trans-1,2-Dichloroethene	mg/kg	ND	0.0050	0.00047	08/16/21 10:15	
Trichloroethene	mg/kg	ND	0.0050	0.00045	08/16/21 10:15	
Vinyl chloride	mg/kg	ND	0.0050	0.000099	08/16/21 10:15	
4-Bromofluorobenzene (S)	%.	100	40-149		08/16/21 10:15	
Dibromofluoromethane (S)	%.	107	73-132		08/16/21 10:15	
Toluene-d8 (S)	%.	93	66-148		08/16/21 10:15	

LABORATORY CONTROL SAMPLE: 2927280

Parameter	Units	Spike Conc.	LCS Result	LCS % Rec	% Rec Limits	Qualifiers
1,1,1-Trichloroethane	mg/kg	0.05	0.048	95	68-129	
1,1-Dichloroethane	mg/kg	0.05	0.048	97	69-126	
1,2-Dichloroethane	mg/kg	0.05	0.047	95	69-128	
cis-1,2-Dichloroethene	mg/kg	0.05	0.047	93	67-122	
Methylene Chloride	mg/kg	0.05	0.052	104	59-148	
Tetrachloroethene	mg/kg	0.05	0.043	85	61-123	
trans-1,2-Dichloroethene	mg/kg	0.05	0.047	95	61-127	
Trichloroethene	mg/kg	0.05	0.046	92	64-122	
Vinyl chloride	mg/kg	0.05	0.042	85	42-148	
4-Bromofluorobenzene (S)	%.			99	40-149	
Dibromofluoromethane (S)	%.			111	73-132	
Toluene-d8 (S)	%.			95	66-148	

Results presented on this page are in the units indicated by the "Units" column except where an alternate unit is presented to the right of the result.

This report shall not be reproduced, except in full,
without the written consent of Pace Analytical Services, LLC.

Pace Analytical Services, LLC
7726 Moller Road
Indianapolis, IN 46268
(317)228-3100

QUALITY CONTROL DATA

Project: Amphenol
Pace Project No.: 50294555

QC Batch: 635574
QC Batch Method: EPA 8260
Analysis Method: EPA 8260
Analysis Description: 8260 MSV 5035A Volatile Organics
Laboratory: Pace Analytical Services - Indianapolis

Associated Lab Samples: 50294555006

METHOD BLANK: 2927290
Matrix: Solid
Associated Lab Samples: 50294555006

Parameter	Units	Blank Result	Reporting Limit	MDL	Analyzed	Qualifiers
1,1,1-Trichloroethane	mg/kg	ND	0.0050	0.00027	08/16/21 10:00	
1,1-Dichloroethane	mg/kg	ND	0.0050	0.00027	08/16/21 10:00	
1,2-Dichloroethane	mg/kg	ND	0.0050	0.00036	08/16/21 10:00	
cis-1,2-Dichloroethene	mg/kg	ND	0.0050	0.00033	08/16/21 10:00	
Methylene Chloride	mg/kg	ND	0.020	0.0024	08/16/21 10:00	
Tetrachloroethene	mg/kg	ND	0.0050	0.00021	08/16/21 10:00	
trans-1,2-Dichloroethene	mg/kg	ND	0.0050	0.00022	08/16/21 10:00	
Trichloroethene	mg/kg	ND	0.0050	0.00027	08/16/21 10:00	
Vinyl chloride	mg/kg	ND	0.0050	0.00041	08/16/21 10:00	
4-Bromofluorobenzene (S)	%.	102	40-149		08/16/21 10:00	
Dibromofluoromethane (S)	%.	107	73-132		08/16/21 10:00	
Toluene-d8 (S)	%.	92	66-148		08/16/21 10:00	

LABORATORY CONTROL SAMPLE: 2927291

Parameter	Units	Spike Conc.	LCS Result	LCS % Rec	% Rec Limits	Qualifiers
1,1,1-Trichloroethane	mg/kg	0.05	0.046	92	68-129	
1,1-Dichloroethane	mg/kg	0.05	0.045	91	69-126	
1,2-Dichloroethane	mg/kg	0.05	0.046	91	69-128	
cis-1,2-Dichloroethene	mg/kg	0.05	0.043	86	67-122	
Methylene Chloride	mg/kg	0.05	0.051	102	59-148	
Tetrachloroethene	mg/kg	0.05	0.043	86	61-123	
trans-1,2-Dichloroethene	mg/kg	0.05	0.045	89	61-127	
Trichloroethene	mg/kg	0.05	0.046	91	64-122	
Vinyl chloride	mg/kg	0.05	0.041	83	42-148	
4-Bromofluorobenzene (S)	%.			102	40-149	
Dibromofluoromethane (S)	%.			103	73-132	
Toluene-d8 (S)	%.			94	66-148	

Results presented on this page are in the units indicated by the "Units" column except where an alternate unit is presented to the right of the result.

This report shall not be reproduced, except in full,
without the written consent of Pace Analytical Services, LLC.

Pace Analytical Services, LLC
7726 Moller Road
Indianapolis, IN 46268
(317)228-3100

QUALITY CONTROL DATA

Project: Amphenol
Pace Project No.: 50294555

QC Batch: 635575
QC Batch Method: EPA 8260
Analysis Method: EPA 8260
Analysis Description: 8260 MSV 5035A Volatile Organics
Laboratory: Pace Analytical Services - Indianapolis
Associated Lab Samples: 50294555022, 50294555024, 50294555025, 50294555026, 50294555027, 50294555028, 50294555029, 50294555030, 50294555031, 50294555032, 50294555033, 50294555034, 50294555035

METHOD BLANK: 2927300
Matrix: Solid
Associated Lab Samples: 50294555022, 50294555024, 50294555025, 50294555026, 50294555027, 50294555028, 50294555029, 50294555030, 50294555031, 50294555032, 50294555033, 50294555034, 50294555035

Parameter	Units	Blank Result	Reporting Limit	MDL	Analyzed	Qualifiers
1,1,1-Trichloroethane	mg/kg	ND	0.0050	0.00042	08/16/21 22:24	
1,1-Dichloroethane	mg/kg	ND	0.0050	0.00046	08/16/21 22:24	
1,2-Dichloroethane	mg/kg	ND	0.0050	0.00051	08/16/21 22:24	
cis-1,2-Dichloroethene	mg/kg	ND	0.0050	0.00048	08/16/21 22:24	
Methylene Chloride	mg/kg	ND	0.020	0.0049	08/16/21 22:24	
Tetrachloroethene	mg/kg	ND	0.0050	0.00037	08/16/21 22:24	
trans-1,2-Dichloroethene	mg/kg	ND	0.0050	0.00047	08/16/21 22:24	
Trichloroethene	mg/kg	ND	0.0050	0.00045	08/16/21 22:24	
Vinyl chloride	mg/kg	ND	0.0050	0.000099	08/16/21 22:24	
4-Bromofluorobenzene (S)	%.	98	40-149		08/16/21 22:24	
Dibromofluoromethane (S)	%.	108	73-132		08/16/21 22:24	
Toluene-d8 (S)	%.	94	66-148		08/16/21 22:24	

LABORATORY CONTROL SAMPLE: 2927301

Parameter	Units	Spike Conc.	LCS Result	LCS % Rec	% Rec Limits	Qualifiers
1,1,1-Trichloroethane	mg/kg	0.05	0.048	96	68-129	
1,1-Dichloroethane	mg/kg	0.05	0.048	96	69-126	
1,2-Dichloroethane	mg/kg	0.05	0.047	93	69-128	
cis-1,2-Dichloroethene	mg/kg	0.05	0.046	91	67-122	
Methylene Chloride	mg/kg	0.05	0.040	80	59-148	
Tetrachloroethene	mg/kg	0.05	0.043	87	61-123	
trans-1,2-Dichloroethene	mg/kg	0.05	0.044	89	61-127	
Trichloroethene	mg/kg	0.05	0.046	91	64-122	
Vinyl chloride	mg/kg	0.05	0.041	82	42-148	
4-Bromofluorobenzene (S)	%.			102	40-149	
Dibromofluoromethane (S)	%.			108	73-132	
Toluene-d8 (S)	%.			91	66-148	

MATRIX SPIKE & MATRIX SPIKE DUPLICATE: 2927302 2927303

Parameter	Units	50294555022 Result	MS Spike Conc.	MSD Spike Conc.	MS Result	MSD Result	MS % Rec	MSD % Rec	% Rec Limits	RPD	Max RPD	Qual
1,1,1-Trichloroethane	mg/kg	ND	0.056	0.052	0.059	0.051	103	98	38-149	13	20	
1,1-Dichloroethane	mg/kg	ND	0.056	0.052	0.059	0.051	104	98	25-165	14	20	
1,2-Dichloroethane	mg/kg	ND	0.056	0.052	0.054	0.050	95	96	32-146	8	20	

Results presented on this page are in the units indicated by the "Units" column except where an alternate unit is presented to the right of the result.

This report shall not be reproduced, except in full,
without the written consent of Pace Analytical Services, LLC.

Pace Analytical Services, LLC
7726 Moller Road
Indianapolis, IN 46268
(317)228-3100

QUALITY CONTROL DATA

Project: Amphenol
Pace Project No.: 50294555

MATRIX SPIKE & MATRIX SPIKE DUPLICATE: 2927302 2927303

Parameter	Units	50294555022 Result	MS Spike Conc.	MSD Spike Conc.	MS Result	MSD Result	MS % Rec	MSD % Rec	% Rec Limits	RPD	Max RPD	Qual
cis-1,2-Dichloroethene	mg/kg	0.0014J	0.056	0.052	0.059	0.049	101	92	30-145	17	20	
Methylene Chloride	mg/kg	ND	0.056	0.052	0.047	0.044	82	84	25-169	5	20	
Tetrachloroethene	mg/kg	0.0013J	0.056	0.052	0.069	0.062	118	116	10-179	11	20	
trans-1,2-Dichloroethene	mg/kg	ND	0.056	0.052	0.055	0.049	97	93	24-149	12	20	
Trichloroethene	mg/kg	0.017	0.056	0.052	0.079	0.078	109	116	10-168	2	20	
Vinyl chloride	mg/kg	ND	0.056	0.052	0.059	0.045	103	86	10-165	26	20	R1
4-Bromofluorobenzene (S)	%.						99	100	40-149			
Dibromofluoromethane (S)	%.						103	103	73-132			
Toluene-d8 (S)	%.						94	93	66-148			

Results presented on this page are in the units indicated by the "Units" column except where an alternate unit is presented to the right of the result.

This report shall not be reproduced, except in full,
without the written consent of Pace Analytical Services, LLC.

Pace Analytical Services, LLC
7726 Moller Road
Indianapolis, IN 46268
(317)228-3100

QUALITY CONTROL DATA

Project: Amphenol
Pace Project No.: 50294555

QC Batch: 635576
QC Batch Method: EPA 8260
Analysis Method: EPA 8260
Analysis Description: 8260 MSV 5035A Volatile Organics
Laboratory: Pace Analytical Services - Indianapolis
Associated Lab Samples: 50294555008, 50294555011, 50294555012, 50294555017

METHOD BLANK: 2927305 Matrix: Solid
Associated Lab Samples: 50294555008, 50294555011, 50294555012, 50294555017

Parameter	Units	Blank Result	Reporting Limit	MDL	Analyzed	Qualifiers
1,1,1-Trichloroethane	mg/kg	ND	0.0050	0.00027	08/16/21 22:08	
1,1-Dichloroethane	mg/kg	ND	0.0050	0.00027	08/16/21 22:08	
1,2-Dichloroethane	mg/kg	ND	0.0050	0.00036	08/16/21 22:08	
cis-1,2-Dichloroethene	mg/kg	ND	0.0050	0.00033	08/16/21 22:08	
Methylene Chloride	mg/kg	ND	0.020	0.0024	08/16/21 22:08	
Tetrachloroethene	mg/kg	ND	0.0050	0.00021	08/16/21 22:08	
trans-1,2-Dichloroethene	mg/kg	ND	0.0050	0.00022	08/16/21 22:08	
Trichloroethene	mg/kg	ND	0.0050	0.00027	08/16/21 22:08	
Vinyl chloride	mg/kg	ND	0.0050	0.00041	08/16/21 22:08	
4-Bromofluorobenzene (S)	%.	100	40-149		08/16/21 22:08	
Dibromofluoromethane (S)	%.	104	73-132		08/16/21 22:08	
Toluene-d8 (S)	%.	89	66-148		08/16/21 22:08	

LABORATORY CONTROL SAMPLE: 2927306

Parameter	Units	Spike Conc.	LCS Result	LCS % Rec	% Rec Limits	Qualifiers
1,1,1-Trichloroethane	mg/kg	0.05	0.037	74	68-129	
1,1-Dichloroethane	mg/kg	0.05	0.040	79	69-126	
1,2-Dichloroethane	mg/kg	0.05	0.038	76	69-128	
cis-1,2-Dichloroethene	mg/kg	0.05	0.035	70	67-122	
Methylene Chloride	mg/kg	0.05	0.033	65	59-148	
Tetrachloroethene	mg/kg	0.05	0.033	66	61-123	
trans-1,2-Dichloroethene	mg/kg	0.05	0.035	71	61-127	
Trichloroethene	mg/kg	0.05	0.035	70	64-122	
Vinyl chloride	mg/kg	0.05	0.035	70	42-148	
4-Bromofluorobenzene (S)	%.			99	40-149	
Dibromofluoromethane (S)	%.			103	73-132	
Toluene-d8 (S)	%.			92	66-148	

MATRIX SPIKE & MATRIX SPIKE DUPLICATE: 2927307 2927308

Parameter	Units	50294555008 Result	MS Spike Conc.	MSD Spike Conc.	MS Result	MSD Result	MS % Rec	MSD % Rec	% Rec Limits	RPD	Max RPD	Qual
1,1,1-Trichloroethane	mg/kg	ND	0.049	0.04	0.042	0.045	86	112	38-149	7	20	
1,1-Dichloroethane	mg/kg	ND	0.049	0.04	0.040	0.033	82	83	25-165	18	20	
1,2-Dichloroethane	mg/kg	ND	0.049	0.04	0.034	0.029	70	72	32-146	15	20	
cis-1,2-Dichloroethene	mg/kg	0.0055J	0.049	0.04	0.045	0.044	82	94	30-145	4	20	

Results presented on this page are in the units indicated by the "Units" column except where an alternate unit is presented to the right of the result.

REPORT OF LABORATORY ANALYSIS

This report shall not be reproduced, except in full,
without the written consent of Pace Analytical Services, LLC.

Pace Analytical Services, LLC
7726 Moller Road
Indianapolis, IN 46268
(317)228-3100

QUALITY CONTROL DATA

Project: Amphenol
Pace Project No.: 50294555

MATRIX SPIKE & MATRIX SPIKE DUPLICATE: 2927307 2927308

Parameter	Units	50294555008 Result	MS Spike Conc.	MSD Spike Conc.	MS Result	MSD Result	MS % Rec	MSD % Rec	% Rec Limits	RPD	Max RPD	Qual
Methylene Chloride	mg/kg	ND	0.049	0.04	0.030	0.027	62	66	25-169	13	20	
Tetrachloroethene	mg/kg	ND	0.049	0.04	0.037	0.028	76	69	10-179	28	20	R1
trans-1,2-Dichloroethene	mg/kg	0.00084J	0.049	0.04	0.038	0.033	76	79	24-149	15	20	
Trichloroethene	mg/kg	0.0040J	0.049	0.04	0.042	0.16	78	392	10-168	118	20	M1,R1
Vinyl chloride	mg/kg	ND	0.049	0.04	0.039	0.034	79	84	10-165	14	20	
4-Bromofluorobenzene (S)	%.						94	99	40-149			
Dibromofluoromethane (S)	%.						104	103	73-132			
Toluene-d8 (S)	%.						95	95	66-148			

Results presented on this page are in the units indicated by the "Units" column except where an alternate unit is presented to the right of the result.

This report shall not be reproduced, except in full,
without the written consent of Pace Analytical Services, LLC.

Pace Analytical Services, LLC
7726 Moller Road
Indianapolis, IN 46268
(317)228-3100

QUALITY CONTROL DATA

Project: Amphenol
Pace Project No.: 50294555

QC Batch: 635712
QC Batch Method: EPA 8260
Analysis Method: EPA 8260
Analysis Description: 8260 MSV 5035A Volatile Organics
Laboratory: Pace Analytical Services - Indianapolis

Associated Lab Samples: 50294555010

METHOD BLANK: 2927778
Matrix: Solid
Associated Lab Samples: 50294555010

Parameter	Units	Blank Result	Reporting Limit	MDL	Analyzed	Qualifiers
1,1,1-Trichloroethane	mg/kg	ND	0.0050	0.00027	08/17/21 10:40	
1,1-Dichloroethane	mg/kg	ND	0.0050	0.00027	08/17/21 10:40	
1,2-Dichloroethane	mg/kg	ND	0.0050	0.00036	08/17/21 10:40	
cis-1,2-Dichloroethene	mg/kg	ND	0.0050	0.00033	08/17/21 10:40	
Methylene Chloride	mg/kg	ND	0.020	0.0024	08/17/21 10:40	
Tetrachloroethene	mg/kg	ND	0.0050	0.00021	08/17/21 10:40	
trans-1,2-Dichloroethene	mg/kg	ND	0.0050	0.00022	08/17/21 10:40	
Trichloroethene	mg/kg	ND	0.0050	0.00027	08/17/21 10:40	
Vinyl chloride	mg/kg	ND	0.0050	0.00041	08/17/21 10:40	
4-Bromofluorobenzene (S)	%.	100	40-149		08/17/21 10:40	
Dibromofluoromethane (S)	%.	106	73-132		08/17/21 10:40	
Toluene-d8 (S)	%.	91	66-148		08/17/21 10:40	

LABORATORY CONTROL SAMPLE: 2927779

Parameter	Units	Spike Conc.	LCS Result	LCS % Rec	% Rec Limits	Qualifiers
1,1,1-Trichloroethane	mg/kg	0.05	0.044	89	68-129	
1,2-Dichloroethane	mg/kg	0.05	0.044	88	69-128	
cis-1,2-Dichloroethene	mg/kg	0.05	0.043	86	67-122	
Tetrachloroethene	mg/kg	0.05	0.042	84	61-123	
trans-1,2-Dichloroethene	mg/kg	0.05	0.043	85	61-127	
Trichloroethene	mg/kg	0.05	0.045	90	64-122	
Vinyl chloride	mg/kg	0.05	0.038	76	42-148	
4-Bromofluorobenzene (S)	%.			102	40-149	
Dibromofluoromethane (S)	%.			102	73-132	
Toluene-d8 (S)	%.			94	66-148	

Results presented on this page are in the units indicated by the "Units" column except where an alternate unit is presented to the right of the result.

This report shall not be reproduced, except in full,
without the written consent of Pace Analytical Services, LLC.

Pace Analytical Services, LLC
7726 Moller Road
Indianapolis, IN 46268
(317)228-3100

QUALITY CONTROL DATA

Project: Amphenol
Pace Project No.: 50294555

QC Batch: 635750
QC Batch Method: EPA 8260
Analysis Method: EPA 8260
Analysis Description: 8260 MSV 5035A Volatile Organics
Laboratory: Pace Analytical Services - Indianapolis
Associated Lab Samples: 50294555007, 50294555009, 50294555013, 50294555014, 50294555015, 50294555016, 50294555018, 50294555019, 50294555020, 50294555021, 50294555023

METHOD BLANK: 2927946
Matrix: Solid
Associated Lab Samples: 50294555007, 50294555009, 50294555013, 50294555014, 50294555015, 50294555016, 50294555018, 50294555019, 50294555020, 50294555021, 50294555023

Parameter	Units	Blank Result	Reporting Limit	MDL	Analyzed	Qualifiers
1,1,1-Trichloroethane	mg/kg	ND	0.0050	0.00042	08/17/21 10:55	
1,1-Dichloroethane	mg/kg	ND	0.0050	0.00046	08/17/21 10:55	
1,2-Dichloroethane	mg/kg	ND	0.0050	0.00051	08/17/21 10:55	
cis-1,2-Dichloroethene	mg/kg	ND	0.0050	0.00048	08/17/21 10:55	
Methylene Chloride	mg/kg	ND	0.020	0.0049	08/17/21 10:55	
Tetrachloroethene	mg/kg	ND	0.0050	0.00037	08/17/21 10:55	
trans-1,2-Dichloroethene	mg/kg	ND	0.0050	0.00047	08/17/21 10:55	
Trichloroethene	mg/kg	ND	0.0050	0.00045	08/17/21 10:55	
Vinyl chloride	mg/kg	ND	0.0050	0.000099	08/17/21 10:55	
4-Bromofluorobenzene (S)	%.	100	40-149		08/17/21 10:55	
Dibromofluoromethane (S)	%.	107	73-132		08/17/21 10:55	
Toluene-d8 (S)	%.	92	66-148		08/17/21 10:55	

LABORATORY CONTROL SAMPLE: 2927947

Parameter	Units	Spike Conc.	LCS Result	LCS % Rec	% Rec Limits	Qualifiers
1,1,1-Trichloroethane	mg/kg	0.05	0.046	93	68-129	
1,1-Dichloroethane	mg/kg	0.05	0.046	91	69-126	
1,2-Dichloroethane	mg/kg	0.05	0.047	94	69-128	
cis-1,2-Dichloroethene	mg/kg	0.05	0.047	93	67-122	
Methylene Chloride	mg/kg	0.05	0.040	80	59-148	
Tetrachloroethene	mg/kg	0.05	0.041	82	61-123	
trans-1,2-Dichloroethene	mg/kg	0.05	0.044	88	61-127	
Trichloroethene	mg/kg	0.05	0.044	89	64-122	
Vinyl chloride	mg/kg	0.05	0.039	78	42-148	
4-Bromofluorobenzene (S)	%.			99	40-149	
Dibromofluoromethane (S)	%.			106	73-132	
Toluene-d8 (S)	%.			93	66-148	

Results presented on this page are in the units indicated by the "Units" column except where an alternate unit is presented to the right of the result.

This report shall not be reproduced, except in full,
without the written consent of Pace Analytical Services, LLC.

Pace Analytical Services, LLC
7726 Moller Road
Indianapolis, IN 46268
(317)228-3100

QUALITY CONTROL DATA

Project: Amphenol
Pace Project No.: 50294555

QC Batch: 634903
QC Batch Method: SM 2540G
Analysis Method: SM 2540G
Analysis Description: Dry Weight/Percent Moisture
Laboratory: Pace Analytical Services - Indianapolis

Associated Lab Samples: 50294555001, 50294555002, 50294555003, 50294555004, 50294555005, 50294555006, 50294555007, 50294555008, 50294555009, 50294555010, 50294555011, 50294555012, 50294555013, 50294555014, 50294555015, 50294555016, 50294555017, 50294555018, 50294555019, 50294555020

SAMPLE DUPLICATE: 2923549

Parameter	Units	50294555008 Result	Dup Result	RPD	Max RPD	Qualifiers
Percent Moisture	%	12.6	9.0	33	5	N2,R1

Results presented on this page are in the units indicated by the "Units" column except where an alternate unit is presented to the right of the result.

This report shall not be reproduced, except in full,
without the written consent of Pace Analytical Services, LLC.

Pace Analytical Services, LLC
7726 Moller Road
Indianapolis, IN 46268
(317)228-3100

QUALITY CONTROL DATA

Project: Amphenol
Pace Project No.: 50294555

QC Batch: 634906
QC Batch Method: SM 2540G
Analysis Method: SM 2540G
Analysis Description: Dry Weight/Percent Moisture
Laboratory: Pace Analytical Services - Indianapolis

Associated Lab Samples: 50294555021, 50294555022, 50294555023, 50294555024, 50294555025, 50294555026, 50294555027, 50294555028, 50294555029, 50294555030, 50294555031, 50294555032, 50294555033

SAMPLE DUPLICATE: 2923592

Parameter	Units	50294555022 Result	Dup Result	RPD	Max RPD	Qualifiers
Percent Moisture	%	7.9	6.5	20	5	N2,R1

SAMPLE DUPLICATE: 2923593

Parameter	Units	50294476005 Result	Dup Result	RPD	Max RPD	Qualifiers
Percent Moisture	%	13.8	17.1	21	5	N2,R1

Results presented on this page are in the units indicated by the "Units" column except where an alternate unit is presented to the right of the result.

This report shall not be reproduced, except in full,
without the written consent of Pace Analytical Services, LLC.

Pace Analytical Services, LLC
7726 Moller Road
Indianapolis, IN 46268
(317)228-3100

QUALIFIERS

Project: Amphenol
Pace Project No.: 50294555

DEFINITIONS

DF - Dilution Factor, if reported, represents the factor applied to the reported data due to dilution of the sample aliquot.

ND - Not Detected at or above adjusted reporting limit.

TNTC - Too Numerous To Count

J - Estimated concentration above the adjusted method detection limit and below the adjusted reporting limit.

MDL - Adjusted Method Detection Limit.

PQL - Practical Quantitation Limit.

RL - Reporting Limit - The lowest concentration value that meets project requirements for quantitative data with known precision and bias for a specific analyte in a specific matrix.

S - Surrogate

1,2-Diphenylhydrazine decomposes to and cannot be separated from Azobenzene using Method 8270. The result for each analyte is a combined concentration.

Consistent with EPA guidelines, unrounded data are displayed and have been used to calculate % recovery and RPD values.

LCS(D) - Laboratory Control Sample (Duplicate)

MS(D) - Matrix Spike (Duplicate)

DUP - Sample Duplicate

RPD - Relative Percent Difference

NC - Not Calculable.

SG - Silica Gel - Clean-Up

U - Indicates the compound was analyzed for, but not detected.

N-Nitrosodiphenylamine decomposes and cannot be separated from Diphenylamine using Method 8270. The result reported for each analyte is a combined concentration.

Pace Analytical is TNI accredited. Contact your Pace PM for the current list of accredited analytes.

TNI - The NELAC Institute.

ANALYTE QUALIFIERS

L1	Analyte recovery in the laboratory control sample (LCS) was above QC limits. Results for this analyte in associated samples may be biased high.
M0	Matrix spike recovery and/or matrix spike duplicate recovery was outside laboratory control limits.
M1	Matrix spike recovery exceeded QC limits. Batch accepted based on laboratory control sample (LCS) recovery.
N2	The lab does not hold NELAC/TNI accreditation for this parameter but other accreditations/certifications may apply. A complete list of accreditations/certifications is available upon request.
R1	RPD value was outside control limits.
S3	Surrogate recovery exceeded laboratory control limits. Analyte presence below reporting limits in associated sample.

This report shall not be reproduced, except in full,
without the written consent of Pace Analytical Services, LLC.

Pace Analytical Services, LLC
7726 Moller Road
Indianapolis, IN 46268
(317)228-3100

QUALITY CONTROL DATA CROSS REFERENCE TABLE

Project: Amphenol
Pace Project No.: 50294555

Lab ID	Sample ID	QC Batch Method	QC Batch	Analytical Method	Analytical Batch
50294555036	**EB-1 WT**	EPA 8260	635008		
50294555037	**EB-2 WT**	EPA 8260	635008		
50294555001	**GP-83 SL (20'-20.5')**	EPA 8260	635571		
50294555002	**GP-83 SL (25.0'-25.5')**	EPA 8260	635571		
50294555003	**GP-83 SL (25.5'-26.0')**	EPA 8260	635571		
50294555004	**GP-83 SL (26.0'-26.5')**	EPA 8260	635571		
50294555005	**GP-84 SL (22.0'-22.5')**	EPA 8260	635571		
50294555006	**GP-84 SL (22.5'-23.0')**	EPA 8260	635574		
50294555007	**GP-84 SL (23'-23.5')**	EPA 8260	635750		
50294555008	**GP-84 SL (23.5'-24.0')**	EPA 8260	635576		
50294555009	**GP-85 SL (22.0'-22.5')**	EPA 8260	635750		
50294555010	**GP-85 SL (22.5'-23.0')**	EPA 8260	635712		
50294555011	**GP-85 SL (23.0'-23.5')**	EPA 8260	635576		
50294555012	**GP-85 SL (23.5'-24.0')**	EPA 8260	635576		
50294555013	**GP-86 SL (22.75'-23.25')**	EPA 8260	635750		
50294555014	**GP-86 SL (23.25'-23.75')**	EPA 8260	635750		
50294555015	**GP-86 SL (23.75'-24.25')**	EPA 8260	635750		
50294555016	**GP-86 SL (24.25'-24.75')**	EPA 8260	635750		
50294555017	**GP-87 SL (10.0'-12.0')**	EPA 8260	635576		
50294555018	**GP-87 SL (18.0'-20.0')**	EPA 8260	635750		
50294555019	**GP-87 SL (21.0'-21.5')**	EPA 8260	635750		
50294555020	**GP-87 SL (20.0'-20.5')**	EPA 8260	635750		
50294555021	**GP-87 SL (22.0'-22.5')**	EPA 8260	635750		
50294555022	**GP-88 SL (19.25'-19.75')**	EPA 8260	635575		
50294555023	**GP-88 SL (19.75'-20.25')**	EPA 8260	635750		
50294555024	**GP-88 SL (20.25'-20.75')**	EPA 8260	635575		
50294555025	**GP-88 SL (20.75'-21.25')**	EPA 8260	635575		
50294555026	**GP-89 SL (8.5'-9.0')**	EPA 8260	635575		
50294555027	**GP-89 SL (19.25'-19.75')**	EPA 8260	635575		
50294555028	**GP-89 SL (19.75'-20.25')**	EPA 8260	635575		
50294555029	**GP-89 SL (20.25'-20.75')**	EPA 8260	635575		
50294555030	**GP-89 SL (20.50'-21.0')**	EPA 8260	635575		
50294555031	**FD-1 SL**	EPA 8260	635575		
50294555032	**FD-2 SL**	EPA 8260	635575		
50294555033	**FD-3 SL**	EPA 8260	635575		
50294555034	**TB-1 WT**	EPA 8260	635575		
50294555035	**TB-2 WT**	EPA 8260	635575		
50294555001	**GP-83 SL (20'-20.5')**	SM 2540G	634903		
50294555002	**GP-83 SL (25.0'-25.5')**	SM 2540G	634903		
50294555003	**GP-83 SL (25.5'-26.0')**	SM 2540G	634903		
50294555004	**GP-83 SL (26.0'-26.5')**	SM 2540G	634903		
50294555005	**GP-84 SL (22.0'-22.5')**	SM 2540G	634903		

This report shall not be reproduced, except in full,
without the written consent of Pace Analytical Services, LLC.

Pace Analytical Services, LLC
7726 Moller Road
Indianapolis, IN 46268
(317)228-3100

QUALITY CONTROL DATA CROSS REFERENCE TABLE

Project: Amphenol
Pace Project No.: 50294555

Lab ID	Sample ID	QC Batch Method	QC Batch	Analytical Method	Analytical Batch
50294555006	**GP-84 SL (22.5'-23.0')**	SM 2540G	634903		
50294555007	**GP-84 SL (23'-23.5')**	SM 2540G	634903		
50294555008	**GP-84 SL (23.5'-24.0')**	SM 2540G	634903		
50294555009	**GP-85 SL (22.0'-22.5')**	SM 2540G	634903		
50294555010	**GP-85 SL (22.5'-23.0')**	SM 2540G	634903		
50294555011	**GP-85 SL (23.0'-23.5')**	SM 2540G	634903		
50294555012	**GP-85 SL (23.5'-24.0')**	SM 2540G	634903		
50294555013	**GP-86 SL (22.75'-23.25')**	SM 2540G	634903		
50294555014	**GP-86 SL (23.25'-23.75')**	SM 2540G	634903		
50294555015	**GP-86 SL (23.75'-24.25')**	SM 2540G	634903		
50294555016	**GP-86 SL (24.25'-24.75')**	SM 2540G	634903		
50294555017	**GP-87 SL (10.0'-12.0')**	SM 2540G	634903		
50294555018	**GP-87 SL (18.0'-20.0')**	SM 2540G	634903		
50294555019	**GP-87 SL (21.0'-21.5')**	SM 2540G	634903		
50294555020	**GP-87 SL (20.0'-20.5')**	SM 2540G	634903		
50294555021	**GP-87 SL (22.0'-22.5')**	SM 2540G	634906		
50294555022	**GP-88 SL (19.25'-19.75')**	SM 2540G	634906		
50294555023	**GP-88 SL (19.75'-20.25')**	SM 2540G	634906		
50294555024	**GP-88 SL (20.25'-20.75')**	SM 2540G	634906		
50294555025	**GP-88 SL (20.75'-21.25')**	SM 2540G	634906		
50294555026	**GP-89 SL (8.5'-9.0')**	SM 2540G	634906		
50294555027	**GP-89 SL (19.25'-19.75')**	SM 2540G	634906		
50294555028	**GP-89 SL (19.75'-20.25')**	SM 2540G	634906		
50294555029	**GP-89 SL (20.25'-20.75')**	SM 2540G	634906		
50294555030	**GP-89 SL (20.50'-21.0')**	SM 2540G	634906		
50294555031	**FD-1 SL**	SM 2540G	634906		
50294555032	**FD-2 SL**	SM 2540G	634906		
50294555033	**FD-3 SL**	SM 2540G	634906		

This report shall not be reproduced, except in full,
without the written consent of Pace Analytical Services, LLC.

WO# : 50294555

50294555

CHAIN-OF-CUSTODY / Analytical Request Document

The Chain-of-Custody is a LEGAL DOCUMENT. All relevant fields must be completed accurately.

Page : 1 Of 4

Section A
Required Client Information:

Company:	IWM Consulting
Address:	7428 Rockville Road
	Indianapolis, IN 46214
Email:	cparks@iwmconsult.com
Phone: 317-968-9265	Fax:
Requested Due Date:	5-day TAT; Level IV

Section B

Report To:	Chris Parks
Copy To:	Brad Gentry
Purchase Order #:	
Project Name:	Amphenol
Project #:	

Section C
Invoice Information:

Attention:	SAME
Company Name:	
Address:	
Pace Quote:	
Pace Project Manager:	heather.patterson@pacelabs.com
Pace Profile #:	658-3

Regulatory Agency	
State / Location	
	IN

MATRIX CODE: Drinking Water DW; Water WT; Waste Water WW; Product P; Soil/Solid SL; Oil OL; Wipe WP; Air AR; Other OT; Tissue TS

ITEM #	SAMPLE ID (One Character per box. (A-Z, 0-9 / , -) Sample Ids must be unique)	MATRIX CODE (see valid codes to left)	SAMPLE TYPE (G=GRAB C=COMP)	COLLECTED START DATE	COLLECTED START TIME	COLLECTED END DATE	COLLECTED END TIME	SAMPLE TEMP AT COLLECTION	# OF CONTAINERS	Preservatives: Unpreserved	H2SO4	HNO3	HCl	NaOH	Na2S2O3	Methanol	Other	Analyses Test (Y/N)	VOC by 8260 (Short List)	% moisture	MS/MSD	Residual Chlorine (Y/N)	
1	GP-83 SL (20'-20.5')	SL	G			8/9/21	10:28		4	1						1	2		X	X			01
2	GP-83 SL (25.0'-25.5')	SL	G			8/9/21	10:46		4	1						1	2		X	X			02
3	GP-83 SL (25.5'-26.0')	SL	G			8/9/21	10:52		4	1						1	2		X	X			03
4	GP-83 SL (26.0-26.5')	SL	G			8/9/21	10:55		4	1						1	2		X	X			04
5	GP-84 SL (22.0'-23.0')	SL	G			8/9/21	12:15		4	1						1	2		X	X			05
6	GP-84 SL (22.5'-23.0')	SL	G			8/9/21	12:18		4	1						1	2		X	X			06
7	GP-84 SL (23'-23.5')	SL	G			8/9/21	12:22		4	1						1	2		X	X			07
8	GP-84 SL (23.5'-24.0')	SL	G			8/9/21	12:27		12	3						3	6		X	X	X		08
9	GP-85 SL (22.0'-22.5')	SL	G			8/9/21	13:46		4	1						1	2		X	X			09
10	GP-85 SL (22.5'-23.0')	SL	G			8/9/21	13:52		4	1						1	2		X	X			10
11	GP-85 SL (23.0'-23.5')	SL	G			8/9/21	14:00		4	1						1	2		X	X			11
12	GP-85 SL (23.5'-24.0')	SL	G			8/9/21	14:05		4	1						1	2		X	X			12

ADDITIONAL COMMENTS	RELINQUISHED BY / AFFILIATION	DATE	TIME	ACCEPTED BY / AFFILIATION	DATE	TIME	SAMPLE CONDITIONS			
J Flag	Luke Lohrstorfer / IWM	8/10/21			081021	1700	0.78	Y	N	Y
*Shortlist includes:							0.48	Y	N	Y
- 1,1-DCA - TCE										
- 1,2-DCA - PCE										
* cis-1,2-DCE - vinyl chloride										
* trans-1,2-DCE										
- methylene chloride										
- PCE										
- 1,1,1-TCA										

SAMPLER NAME AND SIGNATURE			TEMP in C	Received on Ice (Y/N)	Custody Sealed Cooler (Y/N)	Samples Intact (Y/N)
PRINT Name of SAMPLER:	Luke Lohrstorfer					
SIGNATURE of SAMPLER:	Luke Lohrstorfer	DATE Signed: 8/10/21				

Pace Analytical

CHAIN-OF-CUSTODY / Analytical Request Document

The Chain-of-Custody is a LEGAL DOCUMENT. All relevant fields must be completed accurately.

Section A — Required Client Information:

Company:	IWM Consulting
Address:	7428 Rockville Road, Indianapolis, IN 46214
Email:	cparks@iwmconsult.com
Phone:	317-968-9265 Fax:
Requested Due Date:	5-day TAT, Level IV

Section B — Required Project Information:

Report To:	Chris Parks
Copy To:	Brad Gentry
Purchase Order #:	
Project Name:	Amphenol
Project #:	

Section C — Invoice Information:

Attention:	
Company Name:	
Address:	
Pace Quote:	
Pace Project Manager:	heather.patterson@pacelabs.com
Pace Profile #:	658-3

Regulatory Agency	
State / Location	IN

Requested Analysis Filtered (Y/N): Y/N

ITEM #	SAMPLE ID (One Character per box. (A-Z, 0-9 / , -) Sample Ids must be unique)	MATRIX CODE (see valid codes to left)	SAMPLE TYPE (G=GRAB C=COMP)	COLLECTED START DATE	COLLECTED START TIME	COLLECTED END DATE	COLLECTED END TIME	SAMPLE TEMP AT COLLECTION	# OF CONTAINERS	Preservatives: Unpreserved	H2SO4	HNO3	HCl	NaOH	Na2S2O3	Methanol	Other	Analyses Test: VOC by 8260 (Short List)	% moisture	~~~5/mod	Residual Chlorine (Y/N)	
1	GP-86 SL (22.75'-23.25')	SL	G			8/9/21	16:05		4	1						1	2	X	X			13
2	GP-86 SL (23.25'-23.75')	SL	G			8/9/21	16:00		4	1						1	2	X	X			14
3	GP-86 SL (23.75'-24.25')	SL	G			8/9/21	16:03		4	1						1	2	X	X			15
4	GP-86 SL (24.25'-24.75')	SL	G			8/9/21	16:06		4	1						1	2	X	X			16
5	GP-87 SL (10.0'-12.0')	SL	G			8/10/21	09:45		4	1						1	2	X	X			17
6	GP-87 SL (18.0'-20.0')	SL	G			8/10/21	09:46		4	1						1	2	X	X			18
7	GP-87 SL (21.0'-21.5')	SL	G			8/10/21	10:06		4	1						1	2	X	X			19
8	GP-87 SL (20.0'-20.5')	SL	G			8/10/21	10:03		4	1						1	2	X	X			20
9	GP-87 SL (22.0'-22.5')	SL	G			8/10/21	[illegible]		4	1						1	2	X	X			21
10	GP-88 SL (19.25'-19.75')	SL	G			8/10/21	11:10		12	3						3	6	X	X	X		22
11	GP-88 SL (19.75'-20.25')	SL	G			8/10/21	11:20		4	1						1	2	X	X			23
12	GP-88 SL (20.25'-20.75')	SL	G			8/10/21	[illegible]		4	1						1	2	X	X			24

ADDITIONAL COMMENTS	RELINQUISHED BY / AFFILIATION	DATE	TIME	ACCEPTED BY / AFFILIATION	DATE	TIME
J Flag	Luke Lehrstafen / IWM	08/10/21		[signature]	08/10/21	1700

SAMPLE CONDITIONS

TEMP in C	Received on Ice (Y/N)	Custody Sealed Cooler (Y/N)	Samples Intact (Y/N)
0.2°C	Y	N	Y
0.4°C	Y		

Shortlist includes:
- 1,1-DCA
- 1,2-DCA
- cis-1,2-DCE
- trans-1,2-DCE
- methylene chloride
- PCE
- TCE
- PCE
- vinyl chloride

SAMPLER NAME AND SIGNATURE

PRINT Name of SAMPLER: Luke Lehrstafen

SIGNATURE of SAMPLER: Luke Lehrstafen

DATE Signed: 08/10/21

Pace Analytical

CHAIN-OF-CUSTODY / Analytical Request Document

The Chain-of-Custody is a LEGAL DOCUMENT. All relevant fields must be completed accurately.

Page : 3 Of 4

Section A Required Client Information:		Section B Required Project Information:		Section C Invoice Information:	
Company:	IWM Consulting	Report To:	Chris Parks	Attention:	
Address:	7428 Rockville Road	Copy To:	Brad Gentry	Company Name:	
	Indianapolis, IN 46214			Address:	
Email:	cparks@iwmconsult.com	Purchase Order #:		Pace Quote:	
Phone:	317-968-9265 Fax:	Project Name:	Amphenol	Pace Project Manager:	heather.patterson@pacelabs.com
Requested Due Date:	5-day; Level IV QA/QC	Project #:		Pace Profile #:	658-3

Regulatory Agency
State / Location
IN

MATRIX CODE: Drinking Water DW; Water WT; Waste Water WW; Product P; Soil/Solid SL; Oil OL; Wipe WP; Air AR; Other OT; Tissue TS

ITEM #	SAMPLE ID (One Character per box. (A-Z, 0-9 / , -) Sample Ids must be unique)	MATRIX CODE (see valid codes to left)	SAMPLE TYPE (G=GRAB C=COMP)	COLLECTED START DATE	START TIME	END DATE	END TIME	SAMPLE TEMP AT COLLECTION	# OF CONTAINERS	Unpreserved	H2SO4	HNO3	HCl	NaOH	Na2S2O3	Methanol	Other	Analyses Test Y/N	VOC by 8260 (Short List)	% moisture	Residual Chlorine (Y/N)	
1	GP-88 SL (20.75'-21.25')	SL	G			8/10/21	11:28		4	1						1	2		X	X		25
2	GP-89 SL (8.5'-9.0')	SL	G			8/10/21	12:46		4	1						1	2		X	X		26
3	GP-89 SL (19.25'-19.75')	SL	G			8/10/21	12:53		4	1						1	2		X	X		27
4	GP-89 SL (19.75'-20.25')	SL	G			8/10/21	12:50		4	1						1	2		X	X		28
5	GP-89 SL (20.25'-20.75')	SL	G			8/10/21	13:00		4	1						1	2		X	X		29
6	GP-89 SL (20.50'-21.0')	SL	G			8/10/21	13:05		4	1						1	2		X	X		30
7	FD-1 SL	SL	G			8/9/21	—		4	1						1	2		X	X		31
8	FD-2 SL	SL	G			8/9/21	—		4	1						1	2		X	X		32
9	FD-3 SL	SL	G			8/10/21	—		4	1						1	2		X	X		33
10	TB-1 WT	OT	G			8/9/21	—		3								3		X			34
11	TB-2 WT	OT	G			8/10/21	—		3								3		X			35
12	EB-1 WT	WT	G			8/9/21	15:50		3				3						X			36

ADDITIONAL COMMENTS	RELINQUISHED BY / AFFILIATION	DATE	TIME	ACCEPTED BY / AFFILIATION	DATE	TIME	SAMPLE CONDITIONS: TEMP in C	Received on Ice (Y/N)	Custody Sealed Cooler (Y/N)	Samples Intact (Y/N)
J Flag	Luke Lohrstorfer / IWM	8/10/21		[signature]	8/10/21	1700	0.2°C	Y	N	Y
Shortlist includes:							0.4°C	Y	N	Y
- 1,1-DCA - TCE										
- 1,2-DCA - PCE										
- cis-1,2-DCE - vinyl chloride										
- trans-1,2-DCE										
- methylene chloride										
- PCE										

SAMPLER NAME AND SIGNATURE

PRINT Name of SAMPLER: Luke Lohrstorfer

SIGNATURE of SAMPLER: Luke Lohrstorfer DATE Signed: 08/10/21

Pace Analytical

CHAIN-OF-CUSTODY / Analytical Request Document

The Chain-of-Custody is a LEGAL DOCUMENT. All relevant fields must be completed accurately.

Section A — Required Client Information:

Company:	IWM Consulting
Address:	7428 Rockville Road
	Indianapolis, IN 46214
Email:	cparks@iwmconsult.com
Phone:	317-968-9265 Fax:
Requested Due Date:	5-day TAT ; Level IV QA/QC

Section B — Required Project Information:

Report To:	Chris Parks
Copy To:	Brad Gentry
Purchase Order #:	
Project Name:	Amphenol
Project #:	

Section C — Invoice Information:

Attention:	SAME
Company Name:	
Address:	
Pace Quote:	
Pace Project Manager:	heather.patterson@pacelabs.com
Pace Profile #:	658-3

Regulatory Agency	
State / Location	
	IN

SAMPLE ID
One Character per box.
(A-Z, 0-9 / , -)
Sample Ids must be unique

MATRIX	CODE
Drinking Water	DW
Water	WT
Waste Water	WW
Product	P
Soil/Solid	SL
Oil	OL
Wipe	WP
Air	AR
Other	OT
Tissue	TS

Requested Analysis Filtered (Y/N)

ITEM #	SAMPLE ID	MATRIX CODE (see valid codes to left)	SAMPLE TYPE (G=GRAB C=COMP)	COLLECTED START DATE	COLLECTED START TIME	COLLECTED END DATE	COLLECTED END TIME	SAMPLE TEMP AT COLLECTION	# OF CONTAINERS	Unpreserved	H2SO4	HNO3	HCl	NaOH	Na2S2O3	Methanol	Other	Analyses Test Y/N	VOC by 8260 (Short List)	% moisture	Residual Chlorine (Y/N)	
1	EB-2 WT	WT	G			8/10/24	13:15		3				3						X			37
2																						
3																						
4																						
5																						
6																						
7																						
8																						
9																						
10																						
11																						
12																						

ADDITIONAL COMMENTS	RELINQUISHED BY / AFFILIATION	DATE	TIME	ACCEPTED BY / AFFILIATION	DATE	TIME	SAMPLE CONDITIONS			
J Flag					08/10/24	1700	0.2°C	Y	N	Y
Shortlist includes:							0.4°C	Y	N	Y
-1,1-DCA -TCE										
-1,2-DCA -PCE										
-cis-1,2-DCE -vinyl chloride										
-trans-1,2-DCE										
- methylene chloride										
-PCE										
-1,1,1-TCA										

SAMPLER NAME AND SIGNATURE	
PRINT Name of SAMPLER:	
SIGNATURE of SAMPLER:	DATE Signed:

TEMP in C | Received on Ice (Y/N) | Custody Sealed Cooler (Y/N) | Samples Intact (Y/N)

Pace Analytical®

SAMPLE CONDITION UPON RECEIPT FORM

Date/Time and Initials of person examining contents: BF 081021 1700

1. Courier: ☐ FED EX ☐ UPS ☑ CLIENT ☐ PACE ☐ USPS ☐ OTHER _____

2. Custody Seal on Cooler/Box Present: ☐ Yes ☑ No

(If yes)Seals Intact: ☐ Yes ☐ No **(leave blank if no seals were present)**

3. Thermometer: 1 2 3 4 5 6 (A) B C D E F

4. Cooler Temperature: 0.1°C/0.2°C ; 0.3°C/0.4°C
Temp should be above freezing to 6°C **(Initial/Corrected)**

5. Packing Material: ☐ Bubble Wrap ☑ Bubble Bags ☐ None ☐ Other _____

6. Ice Type: ☑ Wet ☐ Blue ☐ None

7. If temp. is over 6°C or under 0°C, was the PM notified?: ☐ Yes ☐ No

All discrepancies will be written out in the comments section below.

	Yes	No		Yes	No	N/A
USDA Regulated Soils? (HI, ID, NY, WA, OR,CA, NM, TX, OK, AR, LA, TN, AL, MS, NC, SC, GA, FL, or Puerto Rico)		✓	All containers needing acid/base pres. Have been CHECKED?: **exceptions: VOA, coliform, LLHg, O&G, and any container with a septum cap or preserved with HCl.** **Circle:** **HNO3 (<2) H2SO4 (<2) NaOH (>10) NaOH/ZnAc (>9)** Any non-conformance to pH recommendations will be noted on the container count form			✓
Short Hold Time Analysis (48 hours or less)? **Analysis:** TC	✓					
Time 5035A TC placed in Freezer or Short Holds To Lab	Time:			Present	Absent	N/A
			Residual Chlorine Check (SVOC 625 Pest/PCB 608)			✓
Rush TAT Requested (4 days or less):		✓	Residual Chlorine Check (Total/Amenable/Free Cyanide)			✓
Custody Signatures Present?	BF081021 ✓	✓	Headspace Wisconsin Sulfide?			✓
			Headspace in VOA Vials (>6mm): See Containter Count form for details	Present	Absent ✓	No VOA Vials Sent BF081021 ✓
Containers Intact?:	✓					
Sample Label (IDs/Dates/Times) Match COC?: Except TCs, which only require sample ID	✓		Trip Blank Present?	✓	BF081021 ✓	
Extra labels on Terracore Vials? (soils only)		✓	Trip Blank Custody Seals?:	✓		

COMMENTS: Signature missing on Pg 4 of 4 of CoC. BF081021

COC PAGE 1 of 4

Sample Container Count

SBS
DI
MeOH (only)
BK
Kit

** Place a RED dot on containers that are out of conformance **

COC Line Item	WGFU	R	DG9H VG9H	VOA VIAL HS (>6mm)	VG9U	DG9U	VG9T	AG0U	AG1H	AG1U	AG2U	AG3S	AG3SF	AG3C	BP1U	BP1N	BP2U	BP3U	BP3N	BP3F	BP3S	BP3B	BP3Z	CG3H	Syringe Kit			Matrix	HNO3/ H2SO4 pH <2	NaOH/ ZNAc pH >9	NaOH pH>10
1		4																										SL			
2																															
3																															
4																															
5																															
6																															
7																															
8		12																													
9		4																													
10																															
11																															
12																															

Container Codes

Glass

DG9H	40mL HCl amber voa vial	BG1T	1L Na Thiosulfate clear glass
DG9P	40mL TSP amber vial	BG1U	1L unpreserved glass
DG9S	40mL H2SO4 amber vial	BG3H	250mL HCl Clear Glass
DG9T	40mL Na Thio amber vial	BG3U	250mL Unpres Clear Glass
DG9U	40mL unpreserved amber vial	AG0U	100mL unpres amber glass
VG9H	40mL HCl clear vial	AG1H	1L HCl amber glass
VG9T	40mL Na Thio. clear vial	AG1S	1L H2SO4 amber glass
VG9U	40mL unpreserved clear vial	AG1T	1L Na Thiosulfate amber glass
I	40mL w/hexane wipe vial	AG1U	1liter unpres amber glass
WGKU	8oz unpreserved clear jar	AG2N	500mL HNO3 amber glass
WGFU	4oz clear soil jar	AG2S	500mL H2SO4 amber glass
JGFU	4oz unpreserved amber wide	AG2U	500mL unpres amber glass
CG3H	250mL clear glass HCl	AG3S	250mL H2SO4 amber glass
BG1H	1L HCl clear glass	AG3SF	250mL H2SO4 amb glass -field filtered
BG1S	1L H2SO4 clear glass	AG3U	250mL unpres amber glass
GN	General	AG3C	250mL NaOH amber glass

Plastic / Misc.

BP1B	1L NaOH plastic
BP1N	1L HNO3 plastic
BP1S	1L H2SO4 plastic
BP1U	1L unpreserved plastic
BP1Z	1L NaOH, Zn, Ac
BP2N	500mL HNO3 plastic
BP2C	500mL NaOH plastic
BP2S	500mL H2SO4 plastic
BP2U	500mL unpreserved plastic
BP2Z	500mL NaOH, Zn Ac
BP3B	250mL NaOH plastic
BP3N	250mL HNO3 plastic
BP3F	250mL HNO3 plastic-field filtered
BP3U	250mL unpreserved plastic
BP3S	250mL H2SO4 plastic
BP3Z	250mL NaOH, ZnAc plastic

BP4U	125mL unpreserved plastic
BP4N	125mL HNO3 plastic
BP4S	125mL H2SO4 plastic

Syringe Kit	LL Cr+6 sampling kit

AF	Air Filter
C	Air Cassettes
R	Terracore kit
SP5T	120mL Coliform Na Thiosulfate
U	Summa Can
ZPLC	Ziploc Bag

WT		Water	
SL		Solid	
NAL	OL	Non-aqueous liquid	Oil
WP		Wipe	

F-IN-Q-270-rev.13,17May2021

COC PAGE 2 of 4

Sample Container Count

SBS
DI
MeOH (only)
BK
Kit

** Place a RED dot on containers that are out of conformance **

COC Line Item	WGFU	R	DG9H VG9H	VOA VIAL HS (>6mm)	VG9U	DG9U	VG9T	AG0U	AG1H	AG1U	AG2U	AG3S	AG3SF	AG3C	BP1U	BP1N	BP2U	BP3U	BP3N	BP3F	BP3S	BP3B	BP3Z	CG3H	Syringe Kit			Matrix	HNO3/ H2SO4 pH <2	NaOH/ ZNAc pH >9	NaOH pH>10
1		4																										SL			
2																															
3																															
4																															
5																															
6																															
7																															
8																															
9																															
10		12																													
11		4																													
12																															

Container Codes

Glass				Plastic / Misc.	
DG9H	40mL HCl amber voa vial	BG1T	1L Na Thiosulfate clear glass	BP1B	1L NaOH plastic
DG9P	40mL TSP amber vial	BG1U	1L unpreserved glass	BP1N	1L HNO3 plastic
DG9S	40mL H2SO4 amber vial	BG3H	250mL HCl Clear Glass	BP1S	1L H2SO4 plastic
DG9T	40mL Na Thio amber vial	BG3U	250mL Unpres Clear Glass	BP1U	1L unpreserved plastic
DG9U	40mL unpreserved amber vial	AG0U	100mL unpres amber glass	BP1Z	1L NaOH, Zn, Ac
VG9H	40mL HCl clear vial	AG1H	1L HCl amber glass	BP2N	500mL HNO3 plastic
VG9T	40mL Na Thio. clear vial	AG1S	1L H2SO4 amber glass	BP2C	500mL NaOH plastic
VG9U	40mL unpreserved clear vial	AG1T	1L Na Thiosulfate amber glass	BP2S	500mL H2SO4 plastic
I	40mL w/hexane wipe vial	AG1U	1liter unpres amber glass	BP2U	500mL unpreserved plastic
WGKU	8oz unpreserved clear jar	AG2N	500mL HNO3 amber glass	BP2Z	500mL NaOH, Zn Ac
WGFU	4oz clear soil jar	AG2S	500mL H2SO4 amber glass	BP3B	250mL NaOH plastic
JGFU	4oz unpreserved amber wide	AG2U	500mL unpres amber glass	BP3N	250mL HNO3 plastic
CG3H	250mL clear glass HCl	AG3S	250mL H2SO4 amber glass	BP3F	250mL HNO3 plastic-field filtered
BG1H	1L HCl clear glass	AG3SF	250mL H2SO4 amb glass -field filtered	BP3U	250mL unpreserved plastic
BG1S	1L H2SO4 clear glass	AG3U	250mL unpres amber glass	BP3S	250mL H2SO4 plastic
GN	General	AG3C	250mL NaOH amber glass	BP3Z	250mL NaOH, ZnAc plastic

BP4U	125mL unpreserved plastic
BP4N	125mL HNO3 plastic
BP4S	125mL H2SO4 plastic

Syringe Kit	LL Cr+6 sampling kit

AF	Air Filter
C	Air Cassettes
R	Terracore kit
SP5T	120mL Coliform Na Thiosulfate
U	Summa Can
ZPLC	Ziploc Bag

WT		Water	
SL		Solid	
NAL	OL	Non-aqueous liquid	Oil
WP		Wipe	

COC PAGE 3 of 4

Sample Container Count

SBS
DI
MeOH (only)
BK
Kit

** Place a RED dot on containers that are out of conformance **

COC Line Item	WGFU	R	DG9H / VG9H	VOA VIAL HS (>6mm)	VG9U	DG9U	VG9T	AG0U	AG1H	AG1U	AG2U	AG3S	AG3SF	AG3C	BP1U	BP1N	BP2U	BP3U	BP3N	BP3F	BP3S	BP3B	BP3Z	CG3H	Syringe Kit			Matrix	HNO3/ H2SO4 pH <2	NaOH/ ZNAc pH >9	NaOH pH>10
1		4																										SL			
2		↓																										↓			
3		↓																										↓			
4		↓																										↓			
5		↓																										↓			
6		↓																										↓			
7		↓																										↓			
8		↓																										↓			
9		↓																										↓			
10		3																										↓			
11		↓																										↓			
12			3																									WT			

Container Codes

Glass

DG9H	40mL HCl amber voa vial	BG1T	1L Na Thiosulfate clear glass
DG9P	40mL TSP amber vial	BG1U	1L unpreserved glass
DG9S	40mL H2SO4 amber vial	BG3H	250mL HCl Clear Glass
DG9T	40mL Na Thio amber vial	BG3U	250mL Unpres Clear Glass
DG9U	40mL unpreserved amber vial	AG0U	100mL unpres amber glass
VG9H	40mL HCl clear vial	AG1H	1L HCl amber glass
VG9T	40mL Na Thio. clear vial	AG1S	1L H2SO4 amber glass
VG9U	40mL unpreserved clear vial	AG1T	1L Na Thiosulfate amber glass
I	40mL w/hexane wipe vial	AG1U	1liter unpres amber glass
WGKU	8oz unpreserved clear jar	AG2N	500mL HNO3 amber glass
WGFU	4oz clear soil jar	AG2S	500mL H2SO4 amber glass
JGFU	4oz unpreserved amber wide	AG2U	500mL unpres amber glass
CG3H	250mL clear glass HCl	AG3S	250mL H2SO4 amber glass
BG1H	1L HCl clear glass	AG3SF	250mL H2SO4 amb glass -field filtered
BG1S	1L H2SO4 clear glass	AG3U	250mL unpres amber glass
GN	General	AG3C	250mL NaOH amber glass

Plastic / Misc.

BP1B	1L NaOH plastic
BP1N	1L HNO3 plastic
BP1S	1L H2SO4 plastic
BP1U	1L unpreserved plastic
BP1Z	1L NaOH, Zn, Ac
BP2N	500mL HNO3 plastic
BP2C	500mL NaOH plastic
BP2S	500mL H2SO4 plastic
BP2U	500mL unpreserved plastic
BP2Z	500mL NaOH, Zn Ac
BP3B	250mL NaOH plastic
BP3N	250mL HNO3 plastic
BP3F	250mL HNO3 plastic-field filtered
BP3U	250mL unpreserved plastic
BP3S	250mL H2SO4 plastic
BP3Z	250mL NaOH, ZnAc plastic

BP4U	125mL unpreserved plastic
BP4N	125mL HNO3 plastic
BP4S	125mL H2SO4 plastic

Syringe Kit	LL Cr+6 sampling kit

AF	Air Filter
C	Air Cassettes
R	Terracore kit
SP5T	120mL Coliform Na Thiosulfate
U	Summa Can
ZPLC	Ziploc Bag

WT		Water	
SL		Solid	
NAL	OL	Non-aqueous liquid	Oil
WP		Wipe	

COC PAGE 4 of 4

Sample Container Count

SBS
DI
MeOH (only)
BK
Kit

** Place a RED dot on containers that are out of conformance **

COC Line Item	WGFU	R	DG9H VG9H	VOA VIAL HS (>6mm)	VG9U	DG9U	VG9T	AG0U	AG1H	AG1U	AG2U	AG3S	AG3SF	AG3C	BP1U	BP1N	BP2U	BP3U	BP3N	BP3F	BP3S	BP3B	BP3Z	CG3H	Syringe Kit			Matrix	HNO3/ H2SO4 pH <2	NaOH/ ZNAc pH >9	NaOH pH>10
1			3																									WT			
2																															
3																															
4																															
5																															
6																															
7																															
8																															
9																															
10																															
11																															
12																															

Container Codes

Glass

DG9H	40mL HCl amber voa vial	BG1T	1L Na Thiosulfate clear glass
DG9P	40mL TSP amber vial	BG1U	1L unpreserved glass
DG9S	40mL H2SO4 amber vial	BG3H	250mL HCl Clear Glass
DG9T	40mL Na Thio amber vial	BG3U	250mL Unpres Clear Glass
DG9U	40mL unpreserved amber vial	AG0U	100mL unpres amber glass
VG9H	40mL HCl clear vial	AG1H	1L HCl amber glass
VG9T	40mL Na Thio. clear vial	AG1S	1L H2SO4 amber glass
VG9U	40mL unpreserved clear vial	AG1T	1L Na Thiosulfate amber glass
I	40mL w/hexane wipe vial	AG1U	1liter unpres amber glass
WGKU	8oz unpreserved clear jar	AG2N	500mL HNO3 amber glass
WGFU	4oz clear soil jar	AG2S	500mL H2SO4 amber glass
JGFU	4oz unpreserved amber wide	AG2U	500mL unpres amber glass
CG3H	250mL clear glass HCl	AG3S	250mL H2SO4 amber glass
BG1H	1L HCl clear glass	AG3SF	250mL H2SO4 amb glass -field filtered
BG1S	1L H2SO4 clear glass	AG3U	250mL unpres amber glass
GN	General	AG3C	250mL NaOH amber glass

Plastic / Misc.

BP1B	1L NaOH plastic
BP1N	1L HNO3 plastic
BP1S	1L H2SO4 plastic
BP1U	1L unpreserved plastic
BP1Z	1L NaOH, Zn, Ac
BP2N	500mL HNO3 plastic
BP2C	500mL NaOH plastic
BP2S	500mL H2SO4 plastic
BP2U	500mL unpreserved plastic
BP2Z	500mL NaOH, Zn Ac
BP3B	250mL NaOH plastic
BP3N	250mL HNO3 plastic
BP3F	250mL HNO3 plastic-field filtered
BP3U	250mL unpreserved plastic
BP3S	250mL H2SO4 plastic
BP3Z	250mL NaOH, ZnAc plastic
BP4U	125mL unpreserved plastic
BP4N	125mL HNO3 plastic
BP4S	125mL H2SO4 plastic
Syringe Kit	LL Cr+6 sampling kit
AF	Air Filter
C	Air Cassettes
R	Terracore kit
SP5T	120mL Coliform Na Thiosulfate
U	Summa Can
ZPLC	Ziploc Bag
WT	Water
SL	Solid
NAL	Non-aqueous liquid
OL	Oil
WP	Wipe

F-IN-Q-270-rev.13,17May2021

Pace Analytical Services, LLC
7726 Moller Road
Indianapolis, IN 46268
(317)228-3100

January 24, 2022

Mr. Chris Newell
IWM Consulting
7428 Rockville Road
Indianapolis, IN 46214

RE: Project: Former Bendix Facility
Pace Project No.: 50307230

Dear Mr. Newell:

Enclosed are the analytical results for sample(s) received by the laboratory on January 17, 2022. The results relate only to the samples included in this report. Results reported herein conform to the applicable TNI/NELAC Standards and the laboratory's Quality Manual, where applicable, unless otherwise noted in the body of the report.

The test results provided in this final report were generated by each of the following laboratories within the Pace Network:

- Pace Analytical Services - Indianapolis

If you have any questions concerning this report, please feel free to contact me.

Sincerely,

Heather Patterson
heather.patterson@pacelabs.com
(317)228-3100
Project Manager

Enclosures

cc: Mr. Brad Gentry, IWM Consulting
Mr. Chris Parks, IWM Consulting Group

This report shall not be reproduced, except in full,
without the written consent of Pace Analytical Services, LLC.

Pace Analytical Services, LLC
7726 Moller Road
Indianapolis, IN 46268
(317)228-3100

CERTIFICATIONS

Project:	Former Bendix Facility
Pace Project No.:	50307230

Pace Analytical Services Indianapolis

7726 Moller Road, Indianapolis, IN 46268
Illinois Accreditation #: 200074
Indiana Drinking Water Laboratory #: C-49-06
Kansas/TNI Certification #: E-10177
Kentucky UST Agency Interest #: 80226
Kentucky WW Laboratory ID #: 98019
Michigan Drinking Water Laboratory #9050
Ohio VAP Certified Laboratory #: CL0065
Oklahoma Laboratory #: 9204
Texas Certification #: T104704355
Wisconsin Laboratory #: 999788130
USDA Soil Permit #: P330-19-00257

This report shall not be reproduced, except in full,
without the written consent of Pace Analytical Services, LLC.

Pace Analytical Services, LLC
7726 Moller Road
Indianapolis, IN 46268
(317)228-3100

SAMPLE SUMMARY

Project: Former Bendix Facility
Pace Project No.: 50307230

Lab ID	Sample ID	Matrix	Date Collected	Date Received
50307230001	**GP-90 SL (11-11.25')**	Solid	01/17/22 09:40	01/17/22 15:45
50307230002	**GP-90 SL (17-17.25')**	Solid	01/17/22 09:45	01/17/22 15:45
50307230003	**GP-90 SL (20.25-20.5')**	Solid	01/17/22 09:50	01/17/22 15:45
50307230004	**GP-90 SL (20.5-20.75')**	Solid	01/17/22 09:55	01/17/22 15:45
50307230005	**GP-91 SL (10-10.25')**	Solid	01/17/22 11:00	01/17/22 15:45
50307230006	**GP-91 SL (13.75-14')**	Solid	01/17/22 11:05	01/17/22 15:45
50307230007	**GP-91 SL (19.5-19.75)**	Solid	01/17/22 11:15	01/17/22 15:45
50307230008	**GP-91 SL (19.75-20')**	Solid	01/17/22 11:20	01/17/22 15:45
50307230009	**GP - 92 SL (10-10.25')**	Solid	01/17/22 12:20	01/17/22 15:45
50307230010	**GP - 92 SL (14-14.25')**	Solid	01/17/22 12:25	01/17/22 15:45
50307230011	**GP - 92 SL (18.75-19')**	Solid	01/17/22 12:35	01/17/22 15:45
50307230012	**GP - 92 SL (19-19.25')**	Solid	01/17/22 12:40	01/17/22 15:45
50307230013	**FD-1**	Solid	01/17/22 08:00	01/17/22 15:45
50307230014	**FD-2**	Solid	01/17/22 08:00	01/17/22 15:45
50307230015	**EB-1**	Water	01/17/22 12:00	01/17/22 15:45
50307230016	**TB-1 (trip blanks)**	Water	01/17/22 08:00	01/17/22 15:45

This report shall not be reproduced, except in full,
without the written consent of Pace Analytical Services, LLC.

Pace Analytical Services, LLC
7726 Moller Road
Indianapolis, IN 46268
(317)228-3100

SAMPLE ANALYTE COUNT

Project: Former Bendix Facility
Pace Project No.: 50307230

Lab ID	Sample ID	Method	Analysts	Analytes Reported	Laboratory
50307230001	**GP-90 SL (11-11.25')**	EPA 8260	SLB	12	PASI-I
		SM 2540G	ADT	1	PASI-I
50307230002	**GP-90 SL (17-17.25')**	EPA 8260	SLB	12	PASI-I
		SM 2540G	ADT	1	PASI-I
50307230003	**GP-90 SL (20.25-20.5')**	EPA 8260	SLB	12	PASI-I
		SM 2540G	ADT	1	PASI-I
50307230004	**GP-90 SL (20.5-20.75')**	EPA 8260	SLB	12	PASI-I
		SM 2540G	ADT	1	PASI-I
50307230005	**GP-91 SL (10-10.25')**	EPA 8260	SLB	12	PASI-I
		SM 2540G	ADT	1	PASI-I
50307230006	**GP-91 SL (13.75-14')**	EPA 8260	SLB	12	PASI-I
		SM 2540G	ADT	1	PASI-I
50307230007	**GP-91 SL (19.5-19.75)**	EPA 8260	SLB	12	PASI-I
		SM 2540G	ADT	1	PASI-I
50307230008	**GP-91 SL (19.75-20')**	EPA 8260	SLB	12	PASI-I
		SM 2540G	ADT	1	PASI-I
50307230009	**GP - 92 SL (10-10.25')**	EPA 8260	SLB	12	PASI-I
		SM 2540G	ADT	1	PASI-I
50307230010	**GP - 92 SL (14-14.25')**	EPA 8260	SLB	12	PASI-I
		SM 2540G	ADT	1	PASI-I
50307230011	**GP - 92 SL (18.75-19')**	EPA 8260	SLB	12	PASI-I
		SM 2540G	ADT	1	PASI-I
50307230012	**GP - 92 SL (19-19.25')**	EPA 8260	SLB	12	PASI-I
		SM 2540G	ADT	1	PASI-I
50307230013	**FD-1**	EPA 8260	SLB	12	PASI-I
		SM 2540G	ADT	1	PASI-I
50307230014	**FD-2**	EPA 8260	SLB	12	PASI-I
		SM 2540G	ADT	1	PASI-I
50307230015	**EB-1**	EPA 8260	TLS1	12	PASI-I
50307230016	**TB-1 (trip blanks)**	EPA 8260	TLS1	12	PASI-I

PASI-I = Pace Analytical Services - Indianapolis

This report shall not be reproduced, except in full,
without the written consent of Pace Analytical Services, LLC.

Pace Analytical Services, LLC
7726 Moller Road
Indianapolis, IN 46268
(317)228-3100

SUMMARY OF DETECTION

Project: Former Bendix Facility
Pace Project No.: 50307230

Lab Sample ID Method	Client Sample ID Parameters	Result	Units	Report Limit	Analyzed	Qualifiers
50307230001	**GP-90 SL (11-11.25')**					
SM 2540G	Percent Moisture	14.0	%	0.10	01/19/22 09:39	N2
50307230002	**GP-90 SL (17-17.25')**					
EPA 8260	Tetrachloroethene	0.012	mg/kg	0.0041	01/19/22 18:56	
EPA 8260	1,1,1-Trichloroethane	0.00074J	mg/kg	0.0041	01/19/22 18:56	
EPA 8260	Trichloroethene	0.035	mg/kg	0.0041	01/19/22 18:56	
SM 2540G	Percent Moisture	10	%	0.10	01/19/22 09:39	N2
50307230003	**GP-90 SL (20.25-20.5')**					
EPA 8260	cis-1,2-Dichloroethene	0.0025J	mg/kg	0.0041	01/19/22 19:17	
EPA 8260	Tetrachloroethene	0.0050	mg/kg	0.0041	01/19/22 19:17	
EPA 8260	1,1,1-Trichloroethane	0.0014J	mg/kg	0.0041	01/19/22 19:17	
EPA 8260	Trichloroethene	0.093	mg/kg	0.0041	01/19/22 19:17	
SM 2540G	Percent Moisture	7.5	%	0.10	01/19/22 09:40	N2
50307230004	**GP-90 SL (20.5-20.75')**					
EPA 8260	cis-1,2-Dichloroethene	0.046	mg/kg	0.0040	01/19/22 19:38	
EPA 8260	trans-1,2-Dichloroethene	0.0072	mg/kg	0.0040	01/19/22 19:38	
EPA 8260	1,1,1-Trichloroethane	0.019	mg/kg	0.0040	01/19/22 19:38	
EPA 8260	Trichloroethene	0.25	mg/kg	0.21	01/20/22 13:49	
SM 2540G	Percent Moisture	7.1	%	0.10	01/19/22 09:40	N2
50307230005	**GP-91 SL (10-10.25')**					
EPA 8260	Trichloroethene	0.00043J	mg/kg	0.0044	01/19/22 20:00	
SM 2540G	Percent Moisture	12.8	%	0.10	01/19/22 09:41	N2
50307230006	**GP-91 SL (13.75-14')**					
SM 2540G	Percent Moisture	15.2	%	0.10	01/19/22 09:41	N2
50307230007	**GP-91 SL (19.5-19.75)**					
EPA 8260	cis-1,2-Dichloroethene	0.0033J	mg/kg	0.0046	01/19/22 20:42	
SM 2540G	Percent Moisture	11.4	%	0.10	01/19/22 09:42	N2
50307230008	**GP-91 SL (19.75-20')**					
EPA 8260	1,1-Dichloroethane	0.0017J	mg/kg	0.0038	01/19/22 21:03	
EPA 8260	cis-1,2-Dichloroethene	0.042	mg/kg	0.0038	01/19/22 21:03	
EPA 8260	trans-1,2-Dichloroethene	0.0031J	mg/kg	0.0038	01/19/22 21:03	
EPA 8260	Tetrachloroethene	0.0038	mg/kg	0.0038	01/19/22 21:03	
EPA 8260	Trichloroethene	0.11	mg/kg	0.0038	01/19/22 21:03	
SM 2540G	Percent Moisture	8.5	%	0.10	01/19/22 09:43	N2
50307230009	**GP - 92 SL (10-10.25')**					
SM 2540G	Percent Moisture	15.0	%	0.10	01/19/22 09:43	N2
50307230010	**GP - 92 SL (14-14.25')**					
EPA 8260	cis-1,2-Dichloroethene	0.0047J	mg/kg	0.0047	01/19/22 22:27	
EPA 8260	Tetrachloroethene	0.013	mg/kg	0.0047	01/19/22 22:27	
EPA 8260	Trichloroethene	0.0088	mg/kg	0.0047	01/19/22 22:27	
SM 2540G	Percent Moisture	17.2	%	0.10	01/19/22 09:43	N2

This report shall not be reproduced, except in full,
without the written consent of Pace Analytical Services, LLC.

Pace Analytical Services, LLC
7726 Moller Road
Indianapolis, IN 46268
(317)228-3100

SUMMARY OF DETECTION

Project: Former Bendix Facility
Pace Project No.: 50307230

Lab Sample ID Method	Client Sample ID Parameters	Result	Units	Report Limit	Analyzed	Qualifiers
50307230011	**GP - 92 SL (18.75-19')**					
EPA 8260	cis-1,2-Dichloroethene	0.0021J	mg/kg	0.0060	01/19/22 22:48	
EPA 8260	Tetrachloroethene	0.0076	mg/kg	0.0060	01/19/22 22:48	
EPA 8260	Trichloroethene	0.0050J	mg/kg	0.0060	01/19/22 22:48	
SM 2540G	Percent Moisture	10.5	%	0.10	01/19/22 09:43	N2
50307230012	**GP - 92 SL (19-19.25')**					
EPA 8260	cis-1,2-Dichloroethene	0.063	mg/kg	0.0043	01/19/22 23:09	M1, R1
EPA 8260	trans-1,2-Dichloroethene	0.0035J	mg/kg	0.0043	01/19/22 23:09	
EPA 8260	Tetrachloroethene	0.00089J	mg/kg	0.0043	01/19/22 23:09	R1
EPA 8260	1,1,1-Trichloroethane	0.0087	mg/kg	0.0043	01/19/22 23:09	
EPA 8260	Trichloroethene	1.2	mg/kg	0.19	01/20/22 14:11	M1, R1
EPA 8260	Vinyl chloride	0.00078J	mg/kg	0.0043	01/19/22 23:09	
SM 2540G	Percent Moisture	8.8	%	0.10	01/19/22 09:43	N2
50307230013	**FD-1**					
SM 2540G	Percent Moisture	14.7	%	0.10	01/19/22 09:43	N2
50307230014	**FD-2**					
EPA 8260	cis-1,2-Dichloroethene	0.0069	mg/kg	0.0048	01/20/22 00:33	
EPA 8260	Tetrachloroethene	0.0076	mg/kg	0.0048	01/20/22 00:33	
EPA 8260	1,1,1-Trichloroethane	0.0011J	mg/kg	0.0048	01/20/22 00:33	
EPA 8260	Trichloroethene	0.059	mg/kg	0.0048	01/20/22 00:33	
SM 2540G	Percent Moisture	8.5	%	0.10	01/19/22 09:44	N2
50307230016	**TB-1 (trip blanks)**					
EPA 8260	Methylene Chloride	3.6J	ug/L	5.0	01/19/22 15:43	

This report shall not be reproduced, except in full,
without the written consent of Pace Analytical Services, LLC.

Pace Analytical Services, LLC
7726 Moller Road
Indianapolis, IN 46268
(317)228-3100

ANALYTICAL RESULTS

Project: Former Bendix Facility
Pace Project No.: 50307230

Sample: GP-90 SL (11-11.25') **Lab ID: 50307230001** Collected: 01/17/22 09:40 Received: 01/17/22 15:45 Matrix: Solid

Results reported on a "dry weight" basis and are adjusted for percent moisture, sample size and any dilutions.

Parameters	Results	Units	Report Limit	MDL	DF	Prepared	Analyzed	CAS No.	Qual
8260 MSV 5035A VOA	Analytical Method: EPA 8260								
	Pace Analytical Services - Indianapolis								
1,1-Dichloroethane	ND	mg/kg	0.0043	0.00036	1		01/19/22 18:35	75-34-3	
1,2-Dichloroethane	ND	mg/kg	0.0043	0.00031	1		01/19/22 18:35	107-06-2	
cis-1,2-Dichloroethene	ND	mg/kg	0.0043	0.00032	1		01/19/22 18:35	156-59-2	
trans-1,2-Dichloroethene	ND	mg/kg	0.0043	0.00030	1		01/19/22 18:35	156-60-5	
Methylene Chloride	ND	mg/kg	0.017	0.0036	1		01/19/22 18:35	75-09-2	
Tetrachloroethene	ND	mg/kg	0.0043	0.00034	1		01/19/22 18:35	127-18-4	
1,1,1-Trichloroethane	ND	mg/kg	0.0043	0.00039	1		01/19/22 18:35	71-55-6	
Trichloroethene	ND	mg/kg	0.0043	0.00039	1		01/19/22 18:35	79-01-6	
Vinyl chloride	ND	mg/kg	0.0043	0.00024	1		01/19/22 18:35	75-01-4	
Surrogates									
Dibromofluoromethane (S)	102	%.	73-132		1		01/19/22 18:35	1868-53-7	
Toluene-d8 (S)	101	%.	66-148		1		01/19/22 18:35	2037-26-5	
4-Bromofluorobenzene (S)	94	%.	40-149		1		01/19/22 18:35	460-00-4	
Percent Moisture	Analytical Method: SM 2540G								
	Pace Analytical Services - Indianapolis								
Percent Moisture	**14.0**	%	0.10	0.10	1		01/19/22 09:39		N2

This report shall not be reproduced, except in full,
without the written consent of Pace Analytical Services, LLC.

Pace Analytical Services, LLC
7726 Moller Road
Indianapolis, IN 46268
(317)228-3100

ANALYTICAL RESULTS

Project: Former Bendix Facility
Pace Project No.: 50307230

Sample: GP-90 SL (17-17.25') **Lab ID: 50307230002** Collected: 01/17/22 09:45 Received: 01/17/22 15:45 Matrix: Solid

Results reported on a "dry weight" basis and are adjusted for percent moisture, sample size and any dilutions.

Parameters	Results	Units	Report Limit	MDL	DF	Prepared	Analyzed	CAS No.	Qual
8260 MSV 5035A VOA	Analytical Method: EPA 8260								
	Pace Analytical Services - Indianapolis								
1,1-Dichloroethane	ND	mg/kg	0.0041	0.00034	1		01/19/22 18:56	75-34-3	
1,2-Dichloroethane	ND	mg/kg	0.0041	0.00030	1		01/19/22 18:56	107-06-2	
cis-1,2-Dichloroethene	ND	mg/kg	0.0041	0.00030	1		01/19/22 18:56	156-59-2	
trans-1,2-Dichloroethene	ND	mg/kg	0.0041	0.00029	1		01/19/22 18:56	156-60-5	
Methylene Chloride	ND	mg/kg	0.016	0.0035	1		01/19/22 18:56	75-09-2	
Tetrachloroethene	**0.012**	mg/kg	0.0041	0.00032	1		01/19/22 18:56	127-18-4	
1,1,1-Trichloroethane	**0.00074J**	mg/kg	0.0041	0.00038	1		01/19/22 18:56	71-55-6	
Trichloroethene	**0.035**	mg/kg	0.0041	0.00037	1		01/19/22 18:56	79-01-6	
Vinyl chloride	ND	mg/kg	0.0041	0.00023	1		01/19/22 18:56	75-01-4	
Surrogates									
Dibromofluoromethane (S)	103	%.	73-132		1		01/19/22 18:56	1868-53-7	
Toluene-d8 (S)	109	%.	66-148		1		01/19/22 18:56	2037-26-5	
4-Bromofluorobenzene (S)	85	%.	40-149		1		01/19/22 18:56	460-00-4	
Percent Moisture	Analytical Method: SM 2540G								
	Pace Analytical Services - Indianapolis								
Percent Moisture	**10**	%	0.10	0.10	1		01/19/22 09:39		N2

This report shall not be reproduced, except in full,
without the written consent of Pace Analytical Services, LLC.

Pace Analytical Services, LLC
7726 Moller Road
Indianapolis, IN 46268
(317)228-3100

ANALYTICAL RESULTS

Project: Former Bendix Facility
Pace Project No.: 50307230

Sample: GP-90 SL (20.25-20.5') **Lab ID: 50307230003** Collected: 01/17/22 09:50 Received: 01/17/22 15:45 Matrix: Solid

Results reported on a "dry weight" basis and are adjusted for percent moisture, sample size and any dilutions.

Parameters	Results	Units	Report Limit	MDL	DF	Prepared	Analyzed	CAS No.	Qual
8260 MSV 5035A VOA	Analytical Method: EPA 8260								
	Pace Analytical Services - Indianapolis								
1,1-Dichloroethane	ND	mg/kg	0.0041	0.00035	1		01/19/22 19:17	75-34-3	
1,2-Dichloroethane	ND	mg/kg	0.0041	0.00030	1		01/19/22 19:17	107-06-2	
cis-1,2-Dichloroethene	**0.0025J**	mg/kg	0.0041	0.00031	1		01/19/22 19:17	156-59-2	
trans-1,2-Dichloroethene	ND	mg/kg	0.0041	0.00029	1		01/19/22 19:17	156-60-5	
Methylene Chloride	ND	mg/kg	0.017	0.0035	1		01/19/22 19:17	75-09-2	
Tetrachloroethene	**0.0050**	mg/kg	0.0041	0.00033	1		01/19/22 19:17	127-18-4	
1,1,1-Trichloroethane	**0.0014J**	mg/kg	0.0041	0.00038	1		01/19/22 19:17	71-55-6	
Trichloroethene	**0.093**	mg/kg	0.0041	0.00037	1		01/19/22 19:17	79-01-6	
Vinyl chloride	ND	mg/kg	0.0041	0.00024	1		01/19/22 19:17	75-01-4	
Surrogates									
Dibromofluoromethane (S)	106	%.	73-132		1		01/19/22 19:17	1868-53-7	
Toluene-d8 (S)	108	%.	66-148		1		01/19/22 19:17	2037-26-5	
4-Bromofluorobenzene (S)	87	%.	40-149		1		01/19/22 19:17	460-00-4	
Percent Moisture	Analytical Method: SM 2540G								
	Pace Analytical Services - Indianapolis								
Percent Moisture	**7.5**	%	0.10	0.10	1		01/19/22 09:40		N2

This report shall not be reproduced, except in full,
without the written consent of Pace Analytical Services, LLC.

Pace Analytical Services, LLC
7726 Moller Road
Indianapolis, IN 46268
(317)228-3100

ANALYTICAL RESULTS

Project: Former Bendix Facility
Pace Project No.: 50307230

Sample: GP-90 SL (20.5-20.75') **Lab ID: 50307230004** Collected: 01/17/22 09:55 Received: 01/17/22 15:45 Matrix: Solid

Results reported on a "dry weight" basis and are adjusted for percent moisture, sample size and any dilutions.

Parameters	Results	Units	Report Limit	MDL	DF	Prepared	Analyzed	CAS No.	Qual
8260 MSV 5035A VOA	Analytical Method: EPA 8260								
	Pace Analytical Services - Indianapolis								
1,1-Dichloroethane	ND	mg/kg	0.0040	0.00033	1		01/19/22 19:38	75-34-3	
1,2-Dichloroethane	ND	mg/kg	0.0040	0.00029	1		01/19/22 19:38	107-06-2	
cis-1,2-Dichloroethene	**0.046**	mg/kg	0.0040	0.00030	1		01/19/22 19:38	156-59-2	
trans-1,2-Dichloroethene	**0.0072**	mg/kg	0.0040	0.00028	1		01/19/22 19:38	156-60-5	
Methylene Chloride	ND	mg/kg	0.016	0.0034	1		01/19/22 19:38	75-09-2	
Tetrachloroethene	ND	mg/kg	0.0040	0.00032	1		01/19/22 19:38	127-18-4	
1,1,1-Trichloroethane	**0.019**	mg/kg	0.0040	0.00037	1		01/19/22 19:38	71-55-6	
Trichloroethene	**0.25**	mg/kg	0.21	0.019	50		01/20/22 13:49	79-01-6	
Vinyl chloride	ND	mg/kg	0.0040	0.00023	1		01/19/22 19:38	75-01-4	
Surrogates									
Dibromofluoromethane (S)	107	%.	73-132		1		01/19/22 19:38	1868-53-7	
Toluene-d8 (S)	124	%.	66-148		1		01/19/22 19:38	2037-26-5	
4-Bromofluorobenzene (S)	76	%.	40-149		1		01/19/22 19:38	460-00-4	
Percent Moisture	Analytical Method: SM 2540G								
	Pace Analytical Services - Indianapolis								
Percent Moisture	**7.1**	%	0.10	0.10	1		01/19/22 09:40		N2

This report shall not be reproduced, except in full,
without the written consent of Pace Analytical Services, LLC.

Pace Analytical Services, LLC
7726 Moller Road
Indianapolis, IN 46268
(317)228-3100

ANALYTICAL RESULTS

Project: Former Bendix Facility
Pace Project No.: 50307230

Sample: GP-91 SL (10-10.25') **Lab ID: 50307230005** Collected: 01/17/22 11:00 Received: 01/17/22 15:45 Matrix: Solid

Results reported on a "dry weight" basis and are adjusted for percent moisture, sample size and any dilutions.

Parameters	Results	Units	Report Limit	MDL	DF	Prepared	Analyzed	CAS No.	Qual
8260 MSV 5035A VOA	Analytical Method: EPA 8260								
	Pace Analytical Services - Indianapolis								
1,1-Dichloroethane	ND	mg/kg	0.0044	0.00037	1		01/19/22 20:00	75-34-3	
1,2-Dichloroethane	ND	mg/kg	0.0044	0.00032	1		01/19/22 20:00	107-06-2	
cis-1,2-Dichloroethene	ND	mg/kg	0.0044	0.00032	1		01/19/22 20:00	156-59-2	
trans-1,2-Dichloroethene	ND	mg/kg	0.0044	0.00031	1		01/19/22 20:00	156-60-5	
Methylene Chloride	ND	mg/kg	0.017	0.0037	1		01/19/22 20:00	75-09-2	
Tetrachloroethene	ND	mg/kg	0.0044	0.00035	1		01/19/22 20:00	127-18-4	
1,1,1-Trichloroethane	ND	mg/kg	0.0044	0.00040	1		01/19/22 20:00	71-55-6	
Trichloroethene	**0.00043J**	mg/kg	0.0044	0.00039	1		01/19/22 20:00	79-01-6	
Vinyl chloride	ND	mg/kg	0.0044	0.00025	1		01/19/22 20:00	75-01-4	
Surrogates									
Dibromofluoromethane (S)	118	%.	73-132		1		01/19/22 20:00	1868-53-7	
Toluene-d8 (S)	96	%.	66-148		1		01/19/22 20:00	2037-26-5	
4-Bromofluorobenzene (S)	96	%.	40-149		1		01/19/22 20:00	460-00-4	
Percent Moisture	Analytical Method: SM 2540G								
	Pace Analytical Services - Indianapolis								
Percent Moisture	**12.8**	%	0.10	0.10	1		01/19/22 09:41		N2

This report shall not be reproduced, except in full,
without the written consent of Pace Analytical Services, LLC.

Pace Analytical Services, LLC
7726 Moller Road
Indianapolis, IN 46268
(317)228-3100

ANALYTICAL RESULTS

Project: Former Bendix Facility
Pace Project No.: 50307230

Sample: GP-91 SL (13.75-14') **Lab ID: 50307230006** Collected: 01/17/22 11:05 Received: 01/17/22 15:45 Matrix: Solid

Results reported on a "dry weight" basis and are adjusted for percent moisture, sample size and any dilutions.

Parameters	Results	Units	Report Limit	MDL	DF	Prepared	Analyzed	CAS No.	Qual
8260 MSV 5035A VOA	Analytical Method: EPA 8260								
	Pace Analytical Services - Indianapolis								
1,1-Dichloroethane	ND	mg/kg	0.0045	0.00038	1		01/19/22 20:21	75-34-3	
1,2-Dichloroethane	ND	mg/kg	0.0045	0.00033	1		01/19/22 20:21	107-06-2	
cis-1,2-Dichloroethene	ND	mg/kg	0.0045	0.00034	1		01/19/22 20:21	156-59-2	
trans-1,2-Dichloroethene	ND	mg/kg	0.0045	0.00032	1		01/19/22 20:21	156-60-5	
Methylene Chloride	ND	mg/kg	0.018	0.0038	1		01/19/22 20:21	75-09-2	
Tetrachloroethene	ND	mg/kg	0.0045	0.00036	1		01/19/22 20:21	127-18-4	
1,1,1-Trichloroethane	ND	mg/kg	0.0045	0.00042	1		01/19/22 20:21	71-55-6	
Trichloroethene	ND	mg/kg	0.0045	0.00041	1		01/19/22 20:21	79-01-6	
Vinyl chloride	ND	mg/kg	0.0045	0.00026	1		01/19/22 20:21	75-01-4	
Surrogates									
Dibromofluoromethane (S)	102	%.	73-132		1		01/19/22 20:21	1868-53-7	
Toluene-d8 (S)	103	%.	66-148		1		01/19/22 20:21	2037-26-5	
4-Bromofluorobenzene (S)	94	%.	40-149		1		01/19/22 20:21	460-00-4	
Percent Moisture	Analytical Method: SM 2540G								
	Pace Analytical Services - Indianapolis								
Percent Moisture	**15.2**	%	0.10	0.10	1		01/19/22 09:41		N2

This report shall not be reproduced, except in full,
without the written consent of Pace Analytical Services, LLC.

Pace Analytical Services, LLC
7726 Moller Road
Indianapolis, IN 46268
(317)228-3100

ANALYTICAL RESULTS

Project: Former Bendix Facility
Pace Project No.: 50307230

Sample: GP-91 SL (19.5-19.75) **Lab ID: 50307230007** Collected: 01/17/22 11:15 Received: 01/17/22 15:45 Matrix: Solid

Results reported on a "dry weight" basis and are adjusted for percent moisture, sample size and any dilutions.

Parameters	Results	Units	Report Limit	MDL	DF	Prepared	Analyzed	CAS No.	Qual
8260 MSV 5035A VOA	Analytical Method: EPA 8260								
	Pace Analytical Services - Indianapolis								
1,1-Dichloroethane	ND	mg/kg	0.0046	0.00039	1		01/19/22 20:42	75-34-3	
1,2-Dichloroethane	ND	mg/kg	0.0046	0.00034	1		01/19/22 20:42	107-06-2	
cis-1,2-Dichloroethene	**0.0033J**	mg/kg	0.0046	0.00035	1		01/19/22 20:42	156-59-2	
trans-1,2-Dichloroethene	ND	mg/kg	0.0046	0.00033	1		01/19/22 20:42	156-60-5	
Methylene Chloride	ND	mg/kg	0.019	0.0039	1		01/19/22 20:42	75-09-2	
Tetrachloroethene	ND	mg/kg	0.0046	0.00037	1		01/19/22 20:42	127-18-4	
1,1,1-Trichloroethane	ND	mg/kg	0.0046	0.00043	1		01/19/22 20:42	71-55-6	
Trichloroethene	ND	mg/kg	0.0046	0.00042	1		01/19/22 20:42	79-01-6	
Vinyl chloride	ND	mg/kg	0.0046	0.00026	1		01/19/22 20:42	75-01-4	
Surrogates									
Dibromofluoromethane (S)	119	%.	73-132		1		01/19/22 20:42	1868-53-7	
Toluene-d8 (S)	96	%.	66-148		1		01/19/22 20:42	2037-26-5	
4-Bromofluorobenzene (S)	97	%.	40-149		1		01/19/22 20:42	460-00-4	
Percent Moisture	Analytical Method: SM 2540G								
	Pace Analytical Services - Indianapolis								
Percent Moisture	**11.4**	%	0.10	0.10	1		01/19/22 09:42		N2

This report shall not be reproduced, except in full,
without the written consent of Pace Analytical Services, LLC.

Pace Analytical Services, LLC
7726 Moller Road
Indianapolis, IN 46268
(317)228-3100

ANALYTICAL RESULTS

Project: Former Bendix Facility
Pace Project No.: 50307230

Sample: GP-91 SL (19.75-20') **Lab ID: 50307230008** Collected: 01/17/22 11:20 Received: 01/17/22 15:45 Matrix: Solid

Results reported on a "dry weight" basis and are adjusted for percent moisture, sample size and any dilutions.

Parameters	Results	Units	Report Limit	MDL	DF	Prepared	Analyzed	CAS No.	Qual
8260 MSV 5035A VOA	Analytical Method: EPA 8260								
	Pace Analytical Services - Indianapolis								
1,1-Dichloroethane	**0.0017J**	mg/kg	0.0038	0.00032	1		01/19/22 21:03	75-34-3	
1,2-Dichloroethane	ND	mg/kg	0.0038	0.00028	1		01/19/22 21:03	107-06-2	
cis-1,2-Dichloroethene	**0.042**	mg/kg	0.0038	0.00029	1		01/19/22 21:03	156-59-2	
trans-1,2-Dichloroethene	**0.0031J**	mg/kg	0.0038	0.00027	1		01/19/22 21:03	156-60-5	
Methylene Chloride	ND	mg/kg	0.015	0.0033	1		01/19/22 21:03	75-09-2	
Tetrachloroethene	**0.0038**	mg/kg	0.0038	0.00031	1		01/19/22 21:03	127-18-4	
1,1,1-Trichloroethane	ND	mg/kg	0.0038	0.00035	1		01/19/22 21:03	71-55-6	
Trichloroethene	**0.11**	mg/kg	0.0038	0.00035	1		01/19/22 21:03	79-01-6	
Vinyl chloride	ND	mg/kg	0.0038	0.00022	1		01/19/22 21:03	75-01-4	
Surrogates									
Dibromofluoromethane (S)	105	%.	73-132		1		01/19/22 21:03	1868-53-7	
Toluene-d8 (S)	117	%.	66-148		1		01/19/22 21:03	2037-26-5	
4-Bromofluorobenzene (S)	80	%.	40-149		1		01/19/22 21:03	460-00-4	
Percent Moisture	Analytical Method: SM 2540G								
	Pace Analytical Services - Indianapolis								
Percent Moisture	**8.5**	%	0.10	0.10	1		01/19/22 09:43		N2

This report shall not be reproduced, except in full,
without the written consent of Pace Analytical Services, LLC.

Pace Analytical Services, LLC
7726 Moller Road
Indianapolis, IN 46268
(317)228-3100

ANALYTICAL RESULTS

Project: Former Bendix Facility
Pace Project No.: 50307230

Sample: GP - 92 SL (10-10.25') **Lab ID: 50307230009** Collected: 01/17/22 12:20 Received: 01/17/22 15:45 Matrix: Solid

Results reported on a "dry weight" basis and are adjusted for percent moisture, sample size and any dilutions.

Parameters	Results	Units	Report Limit	MDL	DF	Prepared	Analyzed	CAS No.	Qual
8260 MSV 5035A VOA	Analytical Method: EPA 8260								
	Pace Analytical Services - Indianapolis								
1,1-Dichloroethane	ND	mg/kg	0.0045	0.00037	1		01/19/22 21:24	75-34-3	
1,2-Dichloroethane	ND	mg/kg	0.0045	0.00033	1		01/19/22 21:24	107-06-2	
cis-1,2-Dichloroethene	ND	mg/kg	0.0045	0.00033	1		01/19/22 21:24	156-59-2	R1
trans-1,2-Dichloroethene	ND	mg/kg	0.0045	0.00031	1		01/19/22 21:24	156-60-5	R1
Methylene Chloride	ND	mg/kg	0.018	0.0038	1		01/19/22 21:24	75-09-2	
Tetrachloroethene	ND	mg/kg	0.0045	0.00036	1		01/19/22 21:24	127-18-4	R1
1,1,1-Trichloroethane	ND	mg/kg	0.0045	0.00041	1		01/19/22 21:24	71-55-6	R1
Trichloroethene	ND	mg/kg	0.0045	0.00040	1		01/19/22 21:24	79-01-6	R1
Vinyl chloride	ND	mg/kg	0.0045	0.00025	1		01/19/22 21:24	75-01-4	
Surrogates									
Dibromofluoromethane (S)	104	%.	73-132		1		01/19/22 21:24	1868-53-7	
Toluene-d8 (S)	103	%.	66-148		1		01/19/22 21:24	2037-26-5	
4-Bromofluorobenzene (S)	96	%.	40-149		1		01/19/22 21:24	460-00-4	
Percent Moisture	Analytical Method: SM 2540G								
	Pace Analytical Services - Indianapolis								
Percent Moisture	**15.0**	%	0.10	0.10	1		01/19/22 09:43		N2

This report shall not be reproduced, except in full,
without the written consent of Pace Analytical Services, LLC.

Pace Analytical Services, LLC
7726 Moller Road
Indianapolis, IN 46268
(317)228-3100

ANALYTICAL RESULTS

Project: Former Bendix Facility
Pace Project No.: 50307230

Sample: GP - 92 SL (14-14.25') **Lab ID: 50307230010** Collected: 01/17/22 12:25 Received: 01/17/22 15:45 Matrix: Solid

Results reported on a "dry weight" basis and are adjusted for percent moisture, sample size and any dilutions.

Parameters	Results	Units	Report Limit	MDL	DF	Prepared	Analyzed	CAS No.	Qual
8260 MSV 5035A VOA	Analytical Method: EPA 8260								
	Pace Analytical Services - Indianapolis								
1,1-Dichloroethane	ND	mg/kg	0.0047	0.00040	1		01/19/22 22:27	75-34-3	
1,2-Dichloroethane	ND	mg/kg	0.0047	0.00035	1		01/19/22 22:27	107-06-2	
cis-1,2-Dichloroethene	**0.0047J**	mg/kg	0.0047	0.00035	1		01/19/22 22:27	156-59-2	
trans-1,2-Dichloroethene	ND	mg/kg	0.0047	0.00034	1		01/19/22 22:27	156-60-5	
Methylene Chloride	ND	mg/kg	0.019	0.0040	1		01/19/22 22:27	75-09-2	
Tetrachloroethene	**0.013**	mg/kg	0.0047	0.00038	1		01/19/22 22:27	127-18-4	
1,1,1-Trichloroethane	ND	mg/kg	0.0047	0.00044	1		01/19/22 22:27	71-55-6	
Trichloroethene	**0.0088**	mg/kg	0.0047	0.00043	1		01/19/22 22:27	79-01-6	
Vinyl chloride	ND	mg/kg	0.0047	0.00027	1		01/19/22 22:27	75-01-4	
Surrogates									
Dibromofluoromethane (S)	103	%.	73-132		1		01/19/22 22:27	1868-53-7	
Toluene-d8 (S)	104	%.	66-148		1		01/19/22 22:27	2037-26-5	
4-Bromofluorobenzene (S)	95	%.	40-149		1		01/19/22 22:27	460-00-4	
Percent Moisture	Analytical Method: SM 2540G								
	Pace Analytical Services - Indianapolis								
Percent Moisture	**17.2**	%	0.10	0.10	1		01/19/22 09:43		N2

This report shall not be reproduced, except in full,
without the written consent of Pace Analytical Services, LLC.

Pace Analytical Services, LLC
7726 Moller Road
Indianapolis, IN 46268
(317)228-3100

ANALYTICAL RESULTS

Project: Former Bendix Facility
Pace Project No.: 50307230

Sample: GP - 92 SL (18.75-19') **Lab ID: 50307230011** Collected: 01/17/22 12:35 Received: 01/17/22 15:45 Matrix: Solid

Results reported on a "dry weight" basis and are adjusted for percent moisture, sample size and any dilutions.

Parameters	Results	Units	Report Limit	MDL	DF	Prepared	Analyzed	CAS No.	Qual
8260 MSV 5035A VOA	Analytical Method: EPA 8260								
	Pace Analytical Services - Indianapolis								
1,1-Dichloroethane	ND	mg/kg	0.0060	0.00050	1		01/19/22 22:48	75-34-3	
1,2-Dichloroethane	ND	mg/kg	0.0060	0.00044	1		01/19/22 22:48	107-06-2	
cis-1,2-Dichloroethene	**0.0021J**	mg/kg	0.0060	0.00045	1		01/19/22 22:48	156-59-2	
trans-1,2-Dichloroethene	ND	mg/kg	0.0060	0.00042	1		01/19/22 22:48	156-60-5	
Methylene Chloride	ND	mg/kg	0.024	0.0051	1		01/19/22 22:48	75-09-2	
Tetrachloroethene	**0.0076**	mg/kg	0.0060	0.00048	1		01/19/22 22:48	127-18-4	
1,1,1-Trichloroethane	ND	mg/kg	0.0060	0.00055	1		01/19/22 22:48	71-55-6	
Trichloroethene	**0.0050J**	mg/kg	0.0060	0.00054	1		01/19/22 22:48	79-01-6	
Vinyl chloride	ND	mg/kg	0.0060	0.00034	1		01/19/22 22:48	75-01-4	
Surrogates									
Dibromofluoromethane (S)	102	%.	73-132		1		01/19/22 22:48	1868-53-7	
Toluene-d8 (S)	100	%.	66-148		1		01/19/22 22:48	2037-26-5	
4-Bromofluorobenzene (S)	96	%.	40-149		1		01/19/22 22:48	460-00-4	
Percent Moisture	Analytical Method: SM 2540G								
	Pace Analytical Services - Indianapolis								
Percent Moisture	**10.5**	%	0.10	0.10	1		01/19/22 09:43		N2

This report shall not be reproduced, except in full,
without the written consent of Pace Analytical Services, LLC.

Pace Analytical Services, LLC
7726 Moller Road
Indianapolis, IN 46268
(317)228-3100

ANALYTICAL RESULTS

Project: Former Bendix Facility
Pace Project No.: 50307230

Sample: GP - 92 SL (19-19.25') **Lab ID: 50307230012** Collected: 01/17/22 12:40 Received: 01/17/22 15:45 Matrix: Solid

Results reported on a "dry weight" basis and are adjusted for percent moisture, sample size and any dilutions.

Parameters	Results	Units	Report Limit	MDL	DF	Prepared	Analyzed	CAS No.	Qual
8260 MSV 5035A VOA	Analytical Method: EPA 8260								
	Pace Analytical Services - Indianapolis								
1,1-Dichloroethane	ND	mg/kg	0.0043	0.00036	1		01/19/22 23:09	75-34-3	
1,2-Dichloroethane	ND	mg/kg	0.0043	0.00032	1		01/19/22 23:09	107-06-2	
cis-1,2-Dichloroethene	**0.063**	mg/kg	0.0043	0.00032	1		01/19/22 23:09	156-59-2	M1,R1
trans-1,2-Dichloroethene	**0.0035J**	mg/kg	0.0043	0.00031	1		01/19/22 23:09	156-60-5	
Methylene Chloride	ND	mg/kg	0.017	0.0037	1		01/19/22 23:09	75-09-2	
Tetrachloroethene	**0.00089J**	mg/kg	0.0043	0.00034	1		01/19/22 23:09	127-18-4	R1
1,1,1-Trichloroethane	**0.0087**	mg/kg	0.0043	0.00040	1		01/19/22 23:09	71-55-6	
Trichloroethene	**1.2**	mg/kg	0.19	0.017	50		01/20/22 14:11	79-01-6	M1,R1
Vinyl chloride	**0.00078J**	mg/kg	0.0043	0.00025	1		01/19/22 23:09	75-01-4	
Surrogates									
Dibromofluoromethane (S)	105	%.	73-132		1		01/19/22 23:09	1868-53-7	
Toluene-d8 (S)	120	%.	66-148		1		01/19/22 23:09	2037-26-5	
4-Bromofluorobenzene (S)	80	%.	40-149		1		01/19/22 23:09	460-00-4	
Percent Moisture	Analytical Method: SM 2540G								
	Pace Analytical Services - Indianapolis								
Percent Moisture	**8.8**	%	0.10	0.10	1		01/19/22 09:43		N2

This report shall not be reproduced, except in full,
without the written consent of Pace Analytical Services, LLC.

Pace Analytical Services, LLC
7726 Moller Road
Indianapolis, IN 46268
(317)228-3100

ANALYTICAL RESULTS

Project: Former Bendix Facility
Pace Project No.: 50307230

Sample: FD-1 **Lab ID: 50307230013** Collected: 01/17/22 08:00 Received: 01/17/22 15:45 Matrix: Solid

Results reported on a "dry weight" basis and are adjusted for percent moisture, sample size and any dilutions.

Parameters	Results	Units	Report Limit	MDL	DF	Prepared	Analyzed	CAS No.	Qual
8260 MSV 5035A VOA	Analytical Method: EPA 8260								
	Pace Analytical Services - Indianapolis								
1,1-Dichloroethane	ND	mg/kg	0.0045	0.00038	1		01/20/22 00:12	75-34-3	
1,2-Dichloroethane	ND	mg/kg	0.0045	0.00033	1		01/20/22 00:12	107-06-2	
cis-1,2-Dichloroethene	ND	mg/kg	0.0045	0.00033	1		01/20/22 00:12	156-59-2	
trans-1,2-Dichloroethene	ND	mg/kg	0.0045	0.00032	1		01/20/22 00:12	156-60-5	
Methylene Chloride	ND	mg/kg	0.018	0.0038	1		01/20/22 00:12	75-09-2	
Tetrachloroethene	ND	mg/kg	0.0045	0.00036	1		01/20/22 00:12	127-18-4	
1,1,1-Trichloroethane	ND	mg/kg	0.0045	0.00041	1		01/20/22 00:12	71-55-6	
Trichloroethene	ND	mg/kg	0.0045	0.00041	1		01/20/22 00:12	79-01-6	
Vinyl chloride	ND	mg/kg	0.0045	0.00026	1		01/20/22 00:12	75-01-4	
Surrogates									
Dibromofluoromethane (S)	103	%.	73-132		1		01/20/22 00:12	1868-53-7	
Toluene-d8 (S)	103	%.	66-148		1		01/20/22 00:12	2037-26-5	
4-Bromofluorobenzene (S)	94	%.	40-149		1		01/20/22 00:12	460-00-4	
Percent Moisture	Analytical Method: SM 2540G								
	Pace Analytical Services - Indianapolis								
Percent Moisture	**14.7**	%	0.10	0.10	1		01/19/22 09:43		N2

This report shall not be reproduced, except in full,
without the written consent of Pace Analytical Services, LLC.

Pace Analytical Services, LLC
7726 Moller Road
Indianapolis, IN 46268
(317)228-3100

ANALYTICAL RESULTS

Project: Former Bendix Facility
Pace Project No.: 50307230

Sample: FD-2 **Lab ID: 50307230014** Collected: 01/17/22 08:00 Received: 01/17/22 15:45 Matrix: Solid

Results reported on a "dry weight" basis and are adjusted for percent moisture, sample size and any dilutions.

Parameters	Results	Units	Report Limit	MDL	DF	Prepared	Analyzed	CAS No.	Qual
8260 MSV 5035A VOA	Analytical Method: EPA 8260								
	Pace Analytical Services - Indianapolis								
1,1-Dichloroethane	ND	mg/kg	0.0048	0.00040	1		01/20/22 00:33	75-34-3	
1,2-Dichloroethane	ND	mg/kg	0.0048	0.00035	1		01/20/22 00:33	107-06-2	
cis-1,2-Dichloroethene	**0.0069**	mg/kg	0.0048	0.00036	1		01/20/22 00:33	156-59-2	
trans-1,2-Dichloroethene	ND	mg/kg	0.0048	0.00034	1		01/20/22 00:33	156-60-5	
Methylene Chloride	ND	mg/kg	0.019	0.0040	1		01/20/22 00:33	75-09-2	
Tetrachloroethene	**0.0076**	mg/kg	0.0048	0.00038	1		01/20/22 00:33	127-18-4	
1,1,1-Trichloroethane	**0.0011J**	mg/kg	0.0048	0.00044	1		01/20/22 00:33	71-55-6	
Trichloroethene	**0.059**	mg/kg	0.0048	0.00043	1		01/20/22 00:33	79-01-6	
Vinyl chloride	ND	mg/kg	0.0048	0.00027	1		01/20/22 00:33	75-01-4	
Surrogates									
Dibromofluoromethane (S)	103	%.	73-132		1		01/20/22 00:33	1868-53-7	
Toluene-d8 (S)	103	%.	66-148		1		01/20/22 00:33	2037-26-5	
4-Bromofluorobenzene (S)	89	%.	40-149		1		01/20/22 00:33	460-00-4	
Percent Moisture	Analytical Method: SM 2540G								
	Pace Analytical Services - Indianapolis								
Percent Moisture	**8.5**	%	0.10	0.10	1		01/19/22 09:44		N2

This report shall not be reproduced, except in full,
without the written consent of Pace Analytical Services, LLC.

Pace Analytical Services, LLC
7726 Moller Road
Indianapolis, IN 46268
(317)228-3100

ANALYTICAL RESULTS

Project: Former Bendix Facility
Pace Project No.: 50307230

Sample: EB-1 **Lab ID: 50307230015** Collected: 01/17/22 12:00 Received: 01/17/22 15:45 Matrix: Water

Parameters	Results	Units	Report Limit	MDL	DF	Prepared	Analyzed	CAS No.	Qual
8260/5030 MSV	Analytical Method: EPA 8260								
	Pace Analytical Services - Indianapolis								
1,1-Dichloroethane	ND	ug/L	5.0	0.27	1		01/19/22 01:16	75-34-3	
1,2-Dichloroethane	ND	ug/L	5.0	0.37	1		01/19/22 01:16	107-06-2	
cis-1,2-Dichloroethene	ND	ug/L	5.0	0.67	1		01/19/22 01:16	156-59-2	
trans-1,2-Dichloroethene	ND	ug/L	5.0	0.23	1		01/19/22 01:16	156-60-5	
Methylene Chloride	ND	ug/L	5.0	2.3	1		01/19/22 01:16	75-09-2	
Tetrachloroethene	ND	ug/L	5.0	0.30	1		01/19/22 01:16	127-18-4	
1,1,1-Trichloroethane	ND	ug/L	5.0	0.26	1		01/19/22 01:16	71-55-6	
Trichloroethene	ND	ug/L	5.0	0.37	1		01/19/22 01:16	79-01-6	
Vinyl chloride	ND	ug/L	2.0	0.78	1		01/19/22 01:16	75-01-4	
Surrogates									
Dibromofluoromethane (S)	104	%.	78-120		1		01/19/22 01:16	1868-53-7	
4-Bromofluorobenzene (S)	97	%.	78-117		1		01/19/22 01:16	460-00-4	
Toluene-d8 (S)	98	%.	77-118		1		01/19/22 01:16	2037-26-5	

This report shall not be reproduced, except in full,
without the written consent of Pace Analytical Services, LLC.

Pace Analytical Services, LLC
7726 Moller Road
Indianapolis, IN 46268
(317)228-3100

ANALYTICAL RESULTS

Project: Former Bendix Facility
Pace Project No.: 50307230

Sample: TB-1 (trip blanks) **Lab ID: 50307230016** Collected: 01/17/22 08:00 Received: 01/17/22 15:45 Matrix: Water

Parameters	Results	Units	Report Limit	MDL	DF	Prepared	Analyzed	CAS No.	Qual
8260/5030 MSV	Analytical Method: EPA 8260								
	Pace Analytical Services - Indianapolis								
1,1-Dichloroethane	ND	ug/L	5.0	0.58	1		01/19/22 15:43	75-34-3	
1,2-Dichloroethane	ND	ug/L	5.0	0.59	1		01/19/22 15:43	107-06-2	
cis-1,2-Dichloroethene	ND	ug/L	5.0	0.52	1		01/19/22 15:43	156-59-2	
trans-1,2-Dichloroethene	ND	ug/L	5.0	0.57	1		01/19/22 15:43	156-60-5	
Methylene Chloride	**3.6J**	ug/L	5.0	2.2	1		01/19/22 15:43	75-09-2	
Tetrachloroethene	ND	ug/L	5.0	0.63	1		01/19/22 15:43	127-18-4	
1,1,1-Trichloroethane	ND	ug/L	5.0	0.68	1		01/19/22 15:43	71-55-6	
Trichloroethene	ND	ug/L	5.0	0.44	1		01/19/22 15:43	79-01-6	
Vinyl chloride	ND	ug/L	2.0	0.27	1		01/19/22 15:43	75-01-4	
Surrogates									
Dibromofluoromethane (S)	101	%.	78-120		1		01/19/22 15:43	1868-53-7	
4-Bromofluorobenzene (S)	97	%.	78-117		1		01/19/22 15:43	460-00-4	
Toluene-d8 (S)	97	%.	77-118		1		01/19/22 15:43	2037-26-5	

This report shall not be reproduced, except in full,
without the written consent of Pace Analytical Services, LLC.

Pace Analytical Services, LLC
7726 Moller Road
Indianapolis, IN 46268
(317)228-3100

QUALITY CONTROL DATA

Project: Former Bendix Facility
Pace Project No.: 50307230

QC Batch: 659023
QC Batch Method: EPA 8260
Analysis Method: EPA 8260
Analysis Description: 8260 MSV
Laboratory: Pace Analytical Services - Indianapolis
Associated Lab Samples: 50307230015

METHOD BLANK: 3036332
Matrix: Water
Associated Lab Samples: 50307230015

Parameter	Units	Blank Result	Reporting Limit	MDL	Analyzed	Qualifiers
1,1,1-Trichloroethane	ug/L	ND	5.0	0.26	01/19/22 00:51	
1,1-Dichloroethane	ug/L	ND	5.0	0.27	01/19/22 00:51	
1,2-Dichloroethane	ug/L	ND	5.0	0.37	01/19/22 00:51	
cis-1,2-Dichloroethene	ug/L	ND	5.0	0.67	01/19/22 00:51	
Methylene Chloride	ug/L	ND	5.0	2.3	01/19/22 00:51	
Tetrachloroethene	ug/L	ND	5.0	0.30	01/19/22 00:51	
trans-1,2-Dichloroethene	ug/L	ND	5.0	0.23	01/19/22 00:51	
Trichloroethene	ug/L	ND	5.0	0.37	01/19/22 00:51	
Vinyl chloride	ug/L	ND	2.0	0.78	01/19/22 00:51	
4-Bromofluorobenzene (S)	%.	99	78-117		01/19/22 00:51	
Dibromofluoromethane (S)	%.	104	78-120		01/19/22 00:51	1d
Toluene-d8 (S)	%.	98	77-118		01/19/22 00:51	

LABORATORY CONTROL SAMPLE: 3036333

Parameter	Units	Spike Conc.	LCS Result	LCS % Rec	% Rec Limits	Qualifiers
1,1,1-Trichloroethane	ug/L	50	51.8	104	73-132	
1,1-Dichloroethane	ug/L	50	52.9	106	73-133	
1,2-Dichloroethane	ug/L	50	51.5	103	69-135	
cis-1,2-Dichloroethene	ug/L	50	52.8	106	72-127	
Methylene Chloride	ug/L	50	48.2	96	72-129	
Tetrachloroethene	ug/L	50	56.0	112	70-124	
trans-1,2-Dichloroethene	ug/L	50	52.5	105	75-133	
Trichloroethene	ug/L	50	54.5	109	75-130	
Vinyl chloride	ug/L	50	44.8	90	51-140	
4-Bromofluorobenzene (S)	%.			96	78-117	
Dibromofluoromethane (S)	%.			98	78-120	
Toluene-d8 (S)	%.			99	77-118	

Results presented on this page are in the units indicated by the "Units" column except where an alternate unit is presented to the right of the result.

This report shall not be reproduced, except in full,
without the written consent of Pace Analytical Services, LLC.

Pace Analytical Services, LLC
7726 Moller Road
Indianapolis, IN 46268
(317)228-3100

QUALITY CONTROL DATA

Project: Former Bendix Facility
Pace Project No.: 50307230

QC Batch: 659140
QC Batch Method: EPA 8260
Analysis Method: EPA 8260
Analysis Description: 8260 MSV
Laboratory: Pace Analytical Services - Indianapolis
Associated Lab Samples: 50307230016

METHOD BLANK: 3036845
Matrix: Water
Associated Lab Samples: 50307230016

Parameter	Units	Blank Result	Reporting Limit	MDL	Analyzed	Qualifiers
1,1,1-Trichloroethane	ug/L	ND	5.0	0.68	01/19/22 15:10	
1,1-Dichloroethane	ug/L	ND	5.0	0.58	01/19/22 15:10	
1,2-Dichloroethane	ug/L	ND	5.0	0.59	01/19/22 15:10	
cis-1,2-Dichloroethene	ug/L	ND	5.0	0.52	01/19/22 15:10	
Methylene Chloride	ug/L	ND	5.0	2.2	01/19/22 15:10	
Tetrachloroethene	ug/L	ND	5.0	0.63	01/19/22 15:10	
trans-1,2-Dichloroethene	ug/L	ND	5.0	0.57	01/19/22 15:10	
Trichloroethene	ug/L	ND	5.0	0.44	01/19/22 15:10	
Vinyl chloride	ug/L	ND	2.0	0.27	01/19/22 15:10	
4-Bromofluorobenzene (S)	%.	98	78-117		01/19/22 15:10	
Dibromofluoromethane (S)	%.	100	78-120		01/19/22 15:10	1d
Toluene-d8 (S)	%.	98	77-118		01/19/22 15:10	

LABORATORY CONTROL SAMPLE: 3036846

Parameter	Units	Spike Conc.	LCS Result	LCS % Rec	% Rec Limits	Qualifiers
1,1,1-Trichloroethane	ug/L	50	54.6	109	73-132	
1,1-Dichloroethane	ug/L	50	54.8	110	73-133	
1,2-Dichloroethane	ug/L	50	51.4	103	69-135	
cis-1,2-Dichloroethene	ug/L	50	54.8	110	72-127	
Methylene Chloride	ug/L	50	49.2	98	72-129	
Tetrachloroethene	ug/L	50	57.9	116	70-124	
trans-1,2-Dichloroethene	ug/L	50	56.7	113	75-133	
Trichloroethene	ug/L	50	56.7	113	75-130	
Vinyl chloride	ug/L	50	44.0	88	51-140	
4-Bromofluorobenzene (S)	%.			98	78-117	
Dibromofluoromethane (S)	%.			101	78-120	
Toluene-d8 (S)	%.			96	77-118	

Results presented on this page are in the units indicated by the "Units" column except where an alternate unit is presented to the right of the result.

This report shall not be reproduced, except in full,
without the written consent of Pace Analytical Services, LLC.

Pace Analytical Services, LLC
7726 Moller Road
Indianapolis, IN 46268
(317)228-3100

QUALITY CONTROL DATA

Project: Former Bendix Facility
Pace Project No.: 50307230

QC Batch: 659093 | Analysis Method: EPA 8260
QC Batch Method: EPA 8260 | Analysis Description: 8260 MSV 5035A Volatile Organics
Laboratory: Pace Analytical Services - Indianapolis

Associated Lab Samples: 50307230001, 50307230002, 50307230003, 50307230004, 50307230005, 50307230006, 50307230007, 50307230008, 50307230009, 50307230010, 50307230011, 50307230012, 50307230013, 50307230014

METHOD BLANK: 3036608 | Matrix: Solid

Associated Lab Samples: 50307230001, 50307230002, 50307230003, 50307230004, 50307230005, 50307230006, 50307230007, 50307230008, 50307230009, 50307230010, 50307230011, 50307230012, 50307230013, 50307230014

Parameter	Units	Blank Result	Reporting Limit	MDL	Analyzed	Qualifiers
1,1,1-Trichloroethane	mg/kg	ND	0.0050	0.00046	01/19/22 16:28	
1,1-Dichloroethane	mg/kg	ND	0.0050	0.00042	01/19/22 16:28	
1,2-Dichloroethane	mg/kg	ND	0.0050	0.00037	01/19/22 16:28	
cis-1,2-Dichloroethene	mg/kg	ND	0.0050	0.00037	01/19/22 16:28	
Methylene Chloride	mg/kg	ND	0.020	0.0042	01/19/22 16:28	
Tetrachloroethene	mg/kg	ND	0.0050	0.00040	01/19/22 16:28	
trans-1,2-Dichloroethene	mg/kg	ND	0.0050	0.00035	01/19/22 16:28	
Trichloroethene	mg/kg	ND	0.0050	0.00045	01/19/22 16:28	
Vinyl chloride	mg/kg	ND	0.0050	0.00028	01/19/22 16:28	
4-Bromofluorobenzene (S)	%.	99	40-149		01/19/22 16:28	
Dibromofluoromethane (S)	%.	103	73-132		01/19/22 16:28	
Toluene-d8 (S)	%.	100	66-148		01/19/22 16:28	

LABORATORY CONTROL SAMPLE: 3036609

Parameter	Units	Spike Conc.	LCS Result	LCS % Rec	% Rec Limits	Qualifiers
1,1,1-Trichloroethane	mg/kg	0.05	0.050	101	68-129	
1,2-Dichloroethane	mg/kg	0.05	0.049	99	69-128	
cis-1,2-Dichloroethene	mg/kg	0.05	0.050	99	67-122	
Tetrachloroethene	mg/kg	0.05	0.046	92	61-123	
trans-1,2-Dichloroethene	mg/kg	0.05	0.048	95	61-127	
Trichloroethene	mg/kg	0.05	0.049	98	64-122	
Vinyl chloride	mg/kg	0.05	0.057	114	42-148	
4-Bromofluorobenzene (S)	%.			101	40-149	
Dibromofluoromethane (S)	%.			101	73-132	
Toluene-d8 (S)	%.			101	66-148	

MATRIX SPIKE & MATRIX SPIKE DUPLICATE: 3036610 3036611

Parameter	Units	50307230009 Result	MS Spike Conc.	MSD Spike Conc.	MS Result	MSD Result	MS % Rec	MSD % Rec	% Rec Limits	RPD	Max RPD	Qual
1,1,1-Trichloroethane	mg/kg	ND	0.048	0.045	0.050	0.037	104	83	38-149	30	20	R1
1,2-Dichloroethane	mg/kg	ND	0.048	0.045	0.048	0.039	99	87	32-146	20	20	
cis-1,2-Dichloroethene	mg/kg	ND	0.048	0.045	0.048	0.038	99	85	30-145	22	20	R1
Tetrachloroethene	mg/kg	ND	0.048	0.045	0.047	0.027	97	61	10-179	53	20	R1
trans-1,2-Dichloroethene	mg/kg	ND	0.048	0.045	0.048	0.038	99	85	24-149	23	20	R1

Results presented on this page are in the units indicated by the "Units" column except where an alternate unit is presented to the right of the result.

REPORT OF LABORATORY ANALYSIS

This report shall not be reproduced, except in full,
without the written consent of Pace Analytical Services, LLC.

Pace Analytical Services, LLC
7726 Moller Road
Indianapolis, IN 46268
(317)228-3100

QUALITY CONTROL DATA

Project: Former Bendix Facility
Pace Project No.: 50307230

MATRIX SPIKE & MATRIX SPIKE DUPLICATE: 3036610 3036611

Parameter	Units	50307230009 Result	MS Spike Conc.	MSD Spike Conc.	MS Result	MSD Result	MS % Rec	MSD % Rec	% Rec Limits	RPD	Max RPD	Qual
Trichloroethene	mg/kg	ND	0.048	0.045	0.047	0.034	98	75	10-168	34	20	R1
Vinyl chloride	mg/kg	ND	0.048	0.045	0.058	0.049	120	109	10-165	17	20	
4-Bromofluorobenzene (S)	%.						98	96	40-149			
Dibromofluoromethane (S)	%.						100	101	73-132			
Toluene-d8 (S)	%.						103	103	66-148			

MATRIX SPIKE & MATRIX SPIKE DUPLICATE: 3036612 3036613

Parameter	Units	50307230012 Result	MS Spike Conc.	MSD Spike Conc.	MS Result	MSD Result	MS % Rec	MSD % Rec	% Rec Limits	RPD	Max RPD	Qual
1,1,1-Trichloroethane	mg/kg	0.0087	0.043	0.042	0.041	0.045	76	86	38-149	8	20	
1,2-Dichloroethane	mg/kg	ND	0.043	0.042	0.037	0.037	86	88	32-146	1	20	
cis-1,2-Dichloroethene	mg/kg	0.063	0.043	0.042	0.083	0.062	47	-4	30-145	30	20	M1,R1
Tetrachloroethene	mg/kg	0.00089J	0.043	0.042	0.025	0.042	57	98	10-179	50	20	R1
trans-1,2-Dichloroethene	mg/kg	0.0035J	0.043	0.042	0.038	0.039	80	86	24-149	4	20	
Trichloroethene	mg/kg	1.2	0.043	0.042	0.47	0.33	-1610	-1980	10-168	34	20	E,M1, R1
Vinyl chloride	mg/kg	0.00078J	0.043	0.042	0.049	0.050	113	118	10-165	2	20	
4-Bromofluorobenzene (S)	%.						85	90	40-149			
Dibromofluoromethane (S)	%.						102	100	73-132			
Toluene-d8 (S)	%.						112	110	66-148			

Results presented on this page are in the units indicated by the "Units" column except where an alternate unit is presented to the right of the result.

This report shall not be reproduced, except in full,
without the written consent of Pace Analytical Services, LLC.

Pace Analytical Services, LLC
7726 Moller Road
Indianapolis, IN 46268
(317)228-3100

QUALITY CONTROL DATA

Project: Former Bendix Facility
Pace Project No.: 50307230

QC Batch: 659074
QC Batch Method: SM 2540G
Analysis Method: SM 2540G
Analysis Description: Dry Weight/Percent Moisture
Laboratory: Pace Analytical Services - Indianapolis

Associated Lab Samples: 50307230001, 50307230002, 50307230003, 50307230004, 50307230005, 50307230006, 50307230007, 50307230008, 50307230009, 50307230010, 50307230011, 50307230012, 50307230013, 50307230014

SAMPLE DUPLICATE: 3036518

Parameter	Units	50307230009 Result	Dup Result	RPD	Max RPD	Qualifiers
Percent Moisture	%	15.0	15.1	1	5	N2

SAMPLE DUPLICATE: 3036519

Parameter	Units	50307230012 Result	Dup Result	RPD	Max RPD	Qualifiers
Percent Moisture	%	8.8	8.5	3	5	N2

Results presented on this page are in the units indicated by the "Units" column except where an alternate unit is presented to the right of the result.

This report shall not be reproduced, except in full,
without the written consent of Pace Analytical Services, LLC.

Pace Analytical Services, LLC
7726 Moller Road
Indianapolis, IN 46268
(317)228-3100

QUALIFIERS

Project: Former Bendix Facility
Pace Project No.: 50307230

DEFINITIONS

DF - Dilution Factor, if reported, represents the factor applied to the reported data due to dilution of the sample aliquot.

ND - Not Detected at or above adjusted reporting limit.

TNTC - Too Numerous To Count

J - Estimated concentration above the adjusted method detection limit and below the adjusted reporting limit.

MDL - Adjusted Method Detection Limit.

PQL - Practical Quantitation Limit.

RL - Reporting Limit - The lowest concentration value that meets project requirements for quantitative data with known precision and bias for a specific analyte in a specific matrix.

S - Surrogate

1,2-Diphenylhydrazine decomposes to and cannot be separated from Azobenzene using Method 8270. The result for each analyte is a combined concentration.

Consistent with EPA guidelines, unrounded data are displayed and have been used to calculate % recovery and RPD values.

LCS(D) - Laboratory Control Sample (Duplicate)

MS(D) - Matrix Spike (Duplicate)

DUP - Sample Duplicate

RPD - Relative Percent Difference

NC - Not Calculable.

SG - Silica Gel - Clean-Up

U - Indicates the compound was analyzed for, but not detected.

N-Nitrosodiphenylamine decomposes and cannot be separated from Diphenylamine using Method 8270. The result reported for each analyte is a combined concentration.

Reported results are not rounded until the final step prior to reporting. Therefore, calculated parameters that are typically reported as "Total" may vary slightly from the sum of the reported component parameters.

Pace Analytical is TNI accredited. Contact your Pace PM for the current list of accredited analytes.

TNI - The NELAC Institute.

ANALYTE QUALIFIERS

1d	A matrix spike/matrix spike duplicate was not performed for this batch due to insufficient sample volume
E	Analyte concentration exceeded the calibration range. The reported result is estimated.
M1	Matrix spike recovery exceeded QC limits. Batch accepted based on laboratory control sample (LCS) recovery.
N2	The lab does not hold NELAC/TNI accreditation for this parameter but other accreditations/certifications may apply. A complete list of accreditations/certifications is available upon request.
R1	RPD value was outside control limits.

This report shall not be reproduced, except in full,
without the written consent of Pace Analytical Services, LLC.

Pace Analytical Services, LLC
7726 Moller Road
Indianapolis, IN 46268
(317)228-3100

QUALITY CONTROL DATA CROSS REFERENCE TABLE

Project: Former Bendix Facility
Pace Project No.: 50307230

Lab ID	Sample ID	QC Batch Method	QC Batch	Analytical Method	Analytical Batch
50307230015	**EB-1**	EPA 8260	659023		
50307230016	**TB-1 (trip blanks)**	EPA 8260	659140		
50307230001	**GP-90 SL (11-11.25')**	EPA 8260	659093		
50307230002	**GP-90 SL (17-17.25')**	EPA 8260	659093		
50307230003	**GP-90 SL (20.25-20.5')**	EPA 8260	659093		
50307230004	**GP-90 SL (20.5-20.75')**	EPA 8260	659093		
50307230005	**GP-91 SL (10-10.25')**	EPA 8260	659093		
50307230006	**GP-91 SL (13.75-14')**	EPA 8260	659093		
50307230007	**GP-91 SL (19.5-19.75)**	EPA 8260	659093		
50307230008	**GP-91 SL (19.75-20')**	EPA 8260	659093		
50307230009	**GP - 92 SL (10-10.25')**	EPA 8260	659093		
50307230010	**GP - 92 SL (14-14.25')**	EPA 8260	659093		
50307230011	**GP - 92 SL (18.75-19')**	EPA 8260	659093		
50307230012	**GP - 92 SL (19-19.25')**	EPA 8260	659093		
50307230013	**FD-1**	EPA 8260	659093		
50307230014	**FD-2**	EPA 8260	659093		
50307230001	**GP-90 SL (11-11.25')**	SM 2540G	659074		
50307230002	**GP-90 SL (17-17.25')**	SM 2540G	659074		
50307230003	**GP-90 SL (20.25-20.5')**	SM 2540G	659074		
50307230004	**GP-90 SL (20.5-20.75')**	SM 2540G	659074		
50307230005	**GP-91 SL (10-10.25')**	SM 2540G	659074		
50307230006	**GP-91 SL (13.75-14')**	SM 2540G	659074		
50307230007	**GP-91 SL (19.5-19.75)**	SM 2540G	659074		
50307230008	**GP-91 SL (19.75-20')**	SM 2540G	659074		
50307230009	**GP - 92 SL (10-10.25')**	SM 2540G	659074		
50307230010	**GP - 92 SL (14-14.25')**	SM 2540G	659074		
50307230011	**GP - 92 SL (18.75-19')**	SM 2540G	659074		
50307230012	**GP - 92 SL (19-19.25')**	SM 2540G	659074		
50307230013	**FD-1**	SM 2540G	659074		
50307230014	**FD-2**	SM 2540G	659074		

This report shall not be reproduced, except in full,
without the written consent of Pace Analytical Services, LLC.

WO# : 50307230

50307230

Pace Analytical

CHAIN-OF-CUSTODY / Analyt

The Chain-of-Custody is a LEGAL DOCUMENT

Page : 1 Of 2

Section A — Required Client Information:

Company: IWM Consulting
Address: 7428 Rockville Road, Indianapolis, IN 46214
Email: cparks@iwmconsult.com
Phone: 317-968-9265 Fax:
Requested Due Date: Standard

Section B — Required Project Information:

Report To: Chris Parks
Copy To: Brad Gentry
Purchase Order #:
Project Name: ~~Amphenol~~ Former Bendix Facility
Project #: IN, AMPIB.02

Section C — Invoice Information:

Attention:
Company Name:
Address:
Pace Quote: Amphenol
Pace Project Manager: heather.patterson@pacelabs.com
Pace Profile #: 658-3

Regulatory Agency: RCRA
State / Location: IN

Requested Analysis Filtered (Y/N): Y/N

ITEM #	SAMPLE ID (One Character per box. (A-Z, 0-9 / , -) Sample Ids must be unique)	MATRIX CODE (see valid codes to left)	SAMPLE TYPE (G=GRAB C=COMP)	COLLECTED START DATE	COLLECTED START TIME	COLLECTED END DATE	COLLECTED END TIME	SAMPLE TEMP AT COLLECTION	# OF CONTAINERS	Unpreserved	H2SO4	HNO3	HCl	NaOH	Na2S2O3	Methanol	Other	Analyses Test: VOC by 8260 (Short List)	Analyses Test: % moisture	Residual Chlorine (Y/N)	
1	GP-90 SL (11-11.25')	SL	G	1/17/22	940				4	1						1	2	✓	✓		001
2	GP-90 SL (17-17.25')				945																002
3	GP-90 SL (20.25-20.5')				950																003
4	GP-90 SL (20.5-20.75')				955																004
5	GP-91 SL (10-10.25')				1000																005
6	GP-91 SL (13.75-14')				1105																006
7	GP-91 SL (19.5-19.75')				1115																007
8	GP-91 SL (19.75-20')				1120																008
9	GP-92 SL (10-10.25')				1220				10	1						3	6				009
10	GP-92 SL (14-14.25')				1225				4	1						1	2				010
11	GP-92 SL (18.75-19')				1235				4	1						1	2				011
12	GP-92 SL (19-19.25')				1240				10	1						3	6				012

ADDITIONAL COMMENTS	RELINQUISHED BY / AFFILIATION	DATE	TIME	ACCEPTED BY / AFFILIATION	DATE	TIME	SAMPLE CONDITIONS			
J Flag, Level IV QA/QC	[signature] / IWM	1/17/22	1545	JC [signature]	1/17/22	1545	0.4	Y	N	Y
GP-92 SL 10-10.25' and SL 19-19.25' are MS/MSD										

Short List: TCE, PCE, cis/trans-1,2-DCE, vinyl chloride, methylene chloride, 1-2-DCA, 1,1-DCA, 1,1,1-TCA

SAMPLER NAME AND SIGNATURE

PRINT Name of SAMPLER: Christopher D. Schoo

SIGNATURE of SAMPLER: [signature] DATE Signed: 01/17/22

TEMP in C | Received on Ice (Y/N) | Custody Sealed Cooler (Y/N) | Samples Intact (Y/N)

CHAIN-OF-CUSTODY / Analytical Request Document

The Chain-of-Custody is a LEGAL DOCUMENT. All relevant fields must be completed accurately.

Page : 2 Of 2

Section A — Required Client Information:

Company:	IWM Consulting
Address:	7428 Rockville Road
	Indianapolis, IN 46214
Email:	cparks@iwmconsult.com
Phone:	317-968-9265 Fax:
Requested Due Date:	

Section B — Required Project Information:

Report To:	Chris Parks
Copy To:	Brad Gentry
Purchase Order #:	
Project Name:	~~Amphenol~~ Former Bendix Facility
Project #:	IN.AMPHE.02

Section C — Invoice Information:

Attention:	
Company Name:	
Address:	
Pace Quote:	Amphenol
Pace Project Manager:	heather.patterson@pacelabs.com
Pace Profile #:	658-3

Regulatory Agency	State / Location
RCRA	IN

Requested Analysis Filtered (Y/N)

ITEM #	SAMPLE ID (One Character per box. (A-Z, 0-9 / , -) Sample Ids must be unique)	MATRIX CODE (see valid codes to left)	SAMPLE TYPE (G=GRAB C=COMP)	COLLECTED START DATE	COLLECTED START TIME	COLLECTED END DATE	COLLECTED END TIME	SAMPLE TEMP AT COLLECTION	# OF CONTAINERS	Preservatives: Unpreserved	H2SO4	HNO3	HCl	NaOH	Na2S2O3	Methanol	Other	Analyses Test: VOC by 8260 (Short List)	% moisture	Residual Chlorine (Y/N)	
1	FD-1	SL	G	1/17/22	–				4	1							2	✓	✓		013
2	FD-2	SL	↓	↓	–				4	1							2	✓	✓		014
3	EB-1	WT	↓	↓	1200				3				3					✓			015
4	TB-1 (trip blank)	WT	↓	↓	–				3				3					✓			016
5																					
6																					
7																					
8																					
9																					
10																					
11																					
12																					

MATRIX CODE: Drinking Water DW; Water WT; Waste Water WW; Product P; Soil/Solid SL; Oil OL; Wipe WP; Air AR; Other OT; Tissue TS

ADDITIONAL COMMENTS	RELINQUISHED BY / AFFILIATION	DATE	TIME	ACCEPTED BY / AFFILIATION	DATE	TIME	SAMPLE CONDITIONS: TEMP in C	Received on Ice (Y/N)	Custody Sealed Cooler (Y/N)	Samples Intact (Y/N)
J Flag, Level IV QA/QC	[signature] IWM	1/17/22	1545	JC [signature]	1/17/22	1545	0.4	Y	N	Y

Short List: TCE, PCE, cis/trans-1,2-DCE, Vinyl Chloride, Methylene Cloride, 1,2-DCA 1,1-DCA, 1,1,1-TCA

SAMPLER NAME AND SIGNATURE

PRINT Name of SAMPLER: Christopher D. Schad

SIGNATURE of SAMPLER: [signature] DATE Signed: 01/17/22

F-IN-Q-290-rev.21, 02Feb2021

Pace Analytical®

SAMPLE CONDITION UPON RECEIPT FORM

Date/Time and Initials of person examining contents: JC 1/17/22 1615

1. Courier: ☐ FED EX ☐ UPS ☑ CLIENT ☐ PACE ☑ USPS ☐ OTHER _____

2. Custody Seal on Cooler/Box Present: ☐ Yes ☑ No

(If yes)Seals Intact: ☐ Yes ☐ No **(leave blank if no seals were present)**

3. Thermometer: 1 2 3 4 5 6 (A) B C D E F

4. Cooler Temperature: 0.1 | 0.4

Temp should be above freezing to 6°C **(Initial/Corrected)**

5. Packing Material: ☐ Bubble Wrap ☑ Bubble Bags ☐ None ☐ Other _____

6. Ice Type: ☑ Wet ☐ Blue ☐ None

7. If temp. is over 6°C or under 0°C, was the PM notified?: ☐ Yes ☐ No

All discrepancies will be written out in the comments section below.

	Yes	No		Yes	No	N/A
USDA Regulated Soils? (HI, ID, NY, WA, OR,CA, NM, TX, OK, AR, LA, TN, AL, MS, NC, SC, GA, FL, or Puerto Rico)		✓	All containers needing acid/base pres. Have been CHECKED?: **exceptions: VOA, coliform, LLHg, O&G, and any container with a septum cap or preserved with HCl.** **Circle:** **HNO3 (<2) H2SO4 (<2) NaOH (>10) NaOH/ZnAc (>9)** Any non-conformance to pH recommendations will be noted on the container count form			✓
Short Hold Time Analysis (48 hours or less)? Analysis: Terra Core	✓					
Time 5035A TC placed in Freezer or Short Holds To Lab	Time: 1700	✓		Present	Absent	N/A
			Residual Chlorine Check (SVOC 625 Pest/PCB 608)			✓
Rush TAT Requested (4 days or less):		✓	Residual Chlorine Check (Total/Amenable/Free Cyanide)			✓
Custody Signatures Present?	✓		Headspace Wisconsin Sulfide?			✓
Containers Intact?:	✓		Headspace in VOA Vials (>6mm): See Containter Count form for details	Present	Absent ✓	No VOA Vials Sent
Sample Label (IDs/Dates/Times) Match COC?: Except TCs, which only require sample ID	✓		Trip Blank Present?	✓		
Extra labels on Terracore Vials? (soils only)		✓	Trip Blank Custody Seals?:	✓		

COMMENTS:

COC PAGE 1 of 2

Sample Container Count

SBS
DI
MeOH (only)
BK
Kit

** Place a RED dot on containers that are out of conformance **

COC Line Item	WGFU	R	DG9H VG9H	VOA VIAL HS (>6mm)	VG9U	DG9U	VG9T	AG0U	AG1H	AG1U	AG2U	AG3S	AG3SF	AG3C	BP1U	BP1N	BP2U	BP3U	BP3N	BP3F	BP3S	BP3B	BP3Z	CG3H	Syringe Kit			Matrix	HNO3/ H2SO4 pH <2	NaOH/ ZNAc pH >9	NaOH pH>10
1		4																										2			
2																															
3																															
4																															
5																															
6																															
7																															
8																															
9		10																													
10		4																													
11		4																													
12		10																													

Container Codes

Glass

DG9H	40mL HCl amber voa vial	BG1T	1L Na Thiosulfate clear glass
DG9P	40mL TSP amber vial	BG1U	1L unpreserved glass
DG9S	40mL H2SO4 amber vial	BG3H	250mL HCl Clear Glass
DG9T	40mL Na Thio amber vial	BG3U	250mL Unpres Clear Glass
DG9U	40mL unpreserved amber vial	AG0U	100mL unpres amber glass
VG9H	40mL HCl clear vial	AG1H	1L HCl amber glass
VG9T	40mL Na Thio. clear vial	AG1S	1L H2SO4 amber glass
VG9U	40mL unpreserved clear vial	AG1T	1L Na Thiosulfate amber glass
I	40mL w/hexane wipe vial	AG1U	1liter unpres amber glass
WGKU	8oz unpreserved clear jar	AG2N	500mL HNO3 amber glass
WGFU	4oz clear soil jar	AG2S	500mL H2SO4 amber glass
JGFU	4oz unpreserved amber wide	AG2U	500mL unpres amber glass
CG3H	250mL clear glass HCl	AG3S	250mL H2SO4 amber glass
BG1H	1L HCl clear glass	AG3SF	250mL H2SO4 amb glass -field filtered
BG1S	1L H2SO4 clear glass	AG3U	250mL unpres amber glass
GN	General	AG3C	250mL NaOH amber glass

Plastic / Misc.

BP1B	1L NaOH plastic
BP1N	1L HNO3 plastic
BP1S	1L H2SO4 plastic
BP1U	1L unpreserved plastic
BP1Z	1L NaOH, Zn, Ac
BP2N	500mL HNO3 plastic
BP2C	500mL NaOH plastic
BP2S	500mL H2SO4 plastic
BP2U	500mL unpreserved plastic
BP2Z	500mL NaOH, Zn Ac
BP3B	250mL NaOH plastic
BP3N	250mL HNO3 plastic
BP3F	250mL HNO3 plastic-field filtered
BP3U	250mL unpreserved plastic
BP3S	250mL H2SO4 plastic
BP3Z	250mL NaOH, ZnAc plastic

BP4U	125mL unpreserved plastic
BP4N	125mL HNO3 plastic
BP4S	125mL H2SO4 plastic

Syringe Kit	LL Cr+6 sampling kit

AF	Air Filter
C	Air Cassettes
R	Terracore kit
SP5T	120mL Coliform Na Thiosulfate
U	Summa Can
ZPLC	Ziploc Bag

WT		Water	
SL		Solid	
NAL	OL	Non-aqueous liquid	Oil
WP		Wipe	

COC PAGE 2 of 2

Sample Container Count

SBS
DI
MeOH (only)
BK
Kit

** Place a RED dot on containers that are out of conformance **

COC Line Item	WGFU	R	DG9H / VG9H	VOA VIAL HS (>6mm)	VG9U	DG9U	VG9T	AG0U	AG1H	AG1U	AG2U	AG3S	AG3SF	AG3C	BP1U	BP1N	BP2U	BP3U	BP3N	BP3F	BP3S	BP3B	BP3Z	CG3H	Syringe Kit			Matrix	HNO3/ H2SO4 pH <2	NaOH/ ZNAc pH >9	NaOH pH>10
1		4																										SL			
2		4																										SL			
3			3																									WT			
4			3																									WT			
5																															
6																															
7																															
8																															
9																															
10																															
11																															
12																															

Container Codes

Glass

DG9H	40mL HCl amber voa vial	BG1T	1L Na Thiosulfate clear glass
DG9P	40mL TSP amber vial	BG1U	1L unpreserved glass
DG9S	40mL H2SO4 amber vial	BG3H	250mL HCl Clear Glass
DG9T	40mL Na Thio amber vial	BG3U	250mL Unpres Clear Glass
DG9U	40mL unpreserved amber vial	AG0U	100mL unpres amber glass
VG9H	40mL HCl clear vial	AG1H	1L HCl amber glass
VG9T	40mL Na Thio. clear vial	AG1S	1L H2SO4 amber glass
VG9U	40mL unpreserved clear vial	AG1T	1L Na Thiosulfate amber glass
I	40mL w/hexane wipe vial	AG1U	1liter unpres amber glass
WGKU	8oz unpreserved clear jar	AG2N	500mL HNO3 amber glass
WGFU	4oz clear soil jar	AG2S	500mL H2SO4 amber glass
JGFU	4oz unpreserved amber wide	AG2U	500mL unpres amber glass
CG3H	250mL clear glass HCl	AG3S	250mL H2SO4 amber glass
BG1H	1L HCl clear glass	AG3SF	250mL H2SO4 amb glass -field filtered
BG1S	1L H2SO4 clear glass	AG3U	250mL unpres amber glass
GN	General	AG3C	250mL NaOH amber glass

Plastic / Misc.

BP1B	1L NaOH plastic
BP1N	1L HNO3 plastic
BP1S	1L H2SO4 plastic
BP1U	1L unpreserved plastic
BP1Z	1L NaOH, Zn, Ac
BP2N	500mL HNO3 plastic
BP2C	500mL NaOH plastic
BP2S	500mL H2SO4 plastic
BP2U	500mL unpreserved plastic
BP2Z	500mL NaOH, Zn Ac
BP3B	250mL NaOH plastic
BP3N	250mL HNO3 plastic
BP3F	250mL HNO3 plastic-field filtered
BP3U	250mL unpreserved plastic
BP3S	250mL H2SO4 plastic
BP3Z	250mL NaOH, ZnAc plastic
BP4U	125mL unpreserved plastic
BP4N	125mL HNO3 plastic
BP4S	125mL H2SO4 plastic
Syringe Kit	LL Cr+6 sampling kit
AF	Air Filter
C	Air Cassettes
R	Terracore kit
SP5T	120mL Coliform Na Thiosulfate
U	Summa Can
ZPLC	Ziploc Bag
WT	Water
SL	Solid
NAL / OL	Non-aqueous liquid / Oil
WP	Wipe

F-IN-Q-270-rev.15, 27Oct2021

Attachment C

Site Soil Investigation – Third-Party Laboratory Data Validation Reports

LABORATORY DATA CONSULTANTS, INC.
2701 Loker Ave. West, Suite 220, Carlsbad, CA 92010 Bus: 760-827-1100 Fax: 760-827-1099

IWM Consulting Group
7428 Rockville Road
Indianapolis, IN 46214
ATTN: Brad Gentry
bgentry@iwmconsult.com

July 22, 2020

SUBJECT: Former Amphenol Facility, On-Site Soil, Data Validation

Dear Mr. Gentry,

Enclosed is the final validation report for the fraction listed below. This SDG was received on June 22, 2020. Attachment 1 is a summary of the samples that were reviewed for analysis.

LDC Project #48404_A:

SDG #	**Fraction:**
50258090	Volatiles

The data validation was performed under Level III & IV guidelines. The analyses were validated using the following documents, as applicable to each method:

- On-Site Soil Investigation Work Plan, Franklin Power Products, Inc./Amphenol Corporation, Franklin, Indiana; February 2020
- USEPA National Functional Guidelines for Organic Superfund Methods Data Review; January 2017
- EPA SW 846, Third Edition, Test Methods for Evaluating Solid Waste, update 1, July 1992; update IIA, August 1993; update II, September 1994; update IIB, January 1995; update III, December 1996; update IIIA, April 1998; IIIB, November 2004; update IV, February 2007; update V, July 2014

Please feel free to contact us if you have any questions.

Sincerely,

Pei Geng

Pei Geng
pgeng@lab-data.com
Project Manager/Senior Chemist

Email DVR/cc: cparks@iwmconsult.com

274 pages-DL

Attachment 1

90/10 Level III/IV LDC #48404 (IWM Consulting Group - Indianapolis, IN / Former Amphenol Facility, On-Site Soil)

LDC	SDG#	DATE REC'D	(3) DATE DUE	(9) VOA (8260)																																	
Matrix:	Water/Soil			W	S	W	S	W	S	W	S	W	S	W	S	W	S	W	S	W	S	W	S	W	S	W	S	W	S	W	S	W	S	W	S	W	S
A	50258090	06/22/20	07/14/20	2	9																																
A	50258090	06/22/20	07/14/20	0	13																																
B	50258245	06/22/20	07/14/20	2	40																																
C	50258418	06/22/20	07/14/20	2	45																																
D	50259488	06/22/20	07/14/20	0	13																																
E	50259772	06/22/20	07/14/20	0	4																																
Total	T/PG			6	124	0	0	0	0	0	0	0	0	0	0	0	0	0	0	0	0	0	0	0	0	0	0	0	0	0	0	0	0	0	0	0	130

Shaded cells indicate Level IV validation (all other cells are Level III validation). These counts do not include MS, MSD, Dups.

L:\IWM\Former Amphenol\48404ST-Onsite Soil.wpd

Laboratory Data Consultants, Inc.
Data Validation Report

Project/Site Name: Former Amphenol Facility, On-Site Soil

LDC Report Date: July 8, 2020

Parameters: Volatiles

Validation Level: Level III & IV

Laboratory: Pace Analytical Services, LLC

Sample Delivery Group (SDG): 50258090

Sample Identification	Laboratory Sample Identification	Matrix	Collection Date
GP-1 SL (18.00-18.50)**	50258090001**	Soil	05/26/20
GP-1 SL (20.00-20.50)**	50258090002**	Soil	05/26/20
GP-1 SL (22.00-22.50)**	50258090003**	Soil	05/26/20
GP-1 SL (23.25-23.75)**	50258090004**	Soil	05/26/20
GP-2 SL (18.00-18.50)**	50258090005**	Soil	05/26/20
GP-2 SL (20.00-20.50)**	50258090006**	Soil	05/26/20
GP-2 SL (21.00-21.50)**	50258090007**	Soil	05/26/20
GP-2 SL (21.50-22.00)**	50258090008**	Soil	05/26/20
GP-3 SL (17.75-18.25)**	50258090009**	Soil	05/26/20
GP-3 SL (18.75-19.25)**	50258090010**	Soil	05/26/20
GP-3 SL (19.75-20.25)**	50258090011**	Soil	05/26/20
GP-3 SL (21.25-21.75)**	50258090012**	Soil	05/26/20
GP-4 SL (16.75-17.25)**	50258090013**	Soil	05/26/20
GP-4 SL (21.72-22.25)	50258090014	Soil	05/26/20
GP-4 SL (22.25-22.75)	50258090015	Soil	05/26/20
GP-4 SL (27.00-27.50)	50258090016	Soil	05/26/20
GP-5 SL (12.50-13.00)	50258090017	Soil	05/26/20
GP-5 SL (19.50-20.00)	50258090018	Soil	05/26/20
GP-5 SL (20.25-20.75)	50258090019	Soil	05/26/20
GP-5 SL (20.75-21.25)	50258090020	Soil	05/26/20
FD-1 SL	50258090033	Soil	05/26/20
FD-2 SL	50258090034	Soil	05/26/20
EB-1 WT	50258090036	Water	05/26/20
TB-1 WT	50258090037	Water	05/26/20
GP-5 SL (12.50-13.00)MS	50258090017MS	Soil	05/26/20
GP-5 SL (12.50-13.00)MSD	50258090017MSD	Soil	05/26/20

**Indicates sample underwent Level IV validation

Introduction

This Data Validation Report (DVR) presents data validation findings and results for the associated samples listed on the cover page. Data validation was performed in accordance with the cover page. Data validation was performed in accordance with the On-Site Soil Investigation Work Plan, Franklin Power Products, Inc./Amphenol Corporation, Franklin, Indiana (February 2020) and a modified outline of the USEPA National Functional Guidelines (NFG) for Organic Superfund Methods Data Review (January 2017). Where specific guidance was not available, the data has been evaluated in a conservative manner consistent with industry standards using professional experience.

The analyses were performed by the following method:

Volatile Organic Compounds (VOCs) by Environmental Protection Agency (EPA) SW 846 Method 8260C

All sample results were subjected to Level III data validation, which comprises an evaluation of quality control (QC) summary results. Samples appended with a double asterisk on the cover page were subjected to Level IV data validation, which is comprised of the QC summary forms as well as the raw data, to confirm sample quantitation and identification.

The following are definitions of the data qualifiers utilized during data validation:

J (Estimated): The compound or analyte was analyzed for and positively identified by the laboratory; however the reported concentration is estimated due to non-conformances discovered during data validation.

U (Non-detected): The compound or analyte was analyzed for and positively identified by the laboratory; however the compound or analyte should be considered non-detected at the reported concentration due to the presence of contaminants detected in the associated blank(s).

UJ (Non-detected estimated): The compound or analyte was reported as not detected by the laboratory; however the reported quantitation/detection limit is estimated due to non-conformances discovered during data validation.

R (Rejected): The sample results were rejected due to gross non-conformances discovered during data validation. Data qualified as rejected is not usable.

NA (Not Applicable): The non-conformance discovered during data validation demonstrates a high bias, while the affected compound or analyte in the associated sample(s) was reported as not detected by the laboratory and did not warrant the qualification of the data.

A qualification summary table is provided at the end of this report if data has been qualified. Flags are classified as P (protocol) or A (advisory) to indicate whether the flag is due to a laboratory deviation from a specified protocol or is of technical advisory nature.

I. Sample Receipt and Technical Holding Times

All samples were received in good condition.

The chain-of-custodies were reviewed for documentation of cooler temperatures. Cooler temperature was reported at 7.5°C upon receipt by the laboratory. The samples were received the same day they were collected and did not have sufficient time to cool down. No data was qualified based on the cooler temperature.

All technical holding time requirements were met.

II. GC/MS Instrument Performance Check

A bromofluorobenzene (BFB) tune was performed at 12 hour intervals.

All ion abundance requirements were met.

III. Initial Calibration and Initial Calibration Verification

An initial calibration was performed as required by the method.

For compounds where average relative response factors (RRFs) were utilized, the percent relative standard deviations (%RSD) were less than or equal to 20.0%.

In the case where the laboratory used a calibration curve to evaluate the compounds, all coefficients of determination (r^2) were greater than or equal to 0.990.

Average relative response factors (RRF) for all compounds were within validation criteria.

The percent differences (%D) of the initial calibration verification (ICV) standard were less than or equal to 30.0% for all compounds.

IV. Continuing Calibration

Continuing calibration was performed at the required frequencies.

The percent differences (%D) were less than or equal to 20.0% for all compounds with the following exceptions:

Date	Compound	%D	Associated Samples	Flag	A or P
05/29/20 (052920.0B/A01CCV)	Methylene chloride	24.6264	GP-1 SL (18.00-18.50)** GP-1 SL (20.00-20.50)** GP-1 SL (22.00-22.50)** GP-1 SL (23.25-23.75)** GP-2 SL (18.00-18.50)** GP-2 SL (20.00-20.50)** GP-2 SL (21.50-22.00)**	UJ (all non-detects)	A

Date	Compound	%D	Associated Samples	Flag	A or P
05/29/20 (052920.0B/B01CCV)	Methylene chloride	40.3708	GP-3 SL (17.75-18.25)** GP-3 SL (21.25-21.75)** GP-4 SL (16.75-17.25)** GP-4 SL (21.72-22.25)	UJ (all non-detects)	A
06/01/20	Methylene chloride	39.5702	GP-4 SL (22.25-22.75) GP-4 SL (27.00-27.50) GP-5 SL (19.50-20.00)	UJ (all non-detects)	A

All of the continuing calibration relative response factors (RRF) were within validation criteria.

V. Laboratory Blanks

Laboratory blanks were analyzed as required by the method. No contaminants were found in the laboratory blanks.

VI. Field Blanks

Sample TB-1 WT was identified as a trip blank. No contaminants were found.

Sample EB-1 WT was identified as an equipment blank. No contaminants were found.

VII. Surrogates

Surrogates were added to all samples as required by the method. All surrogate recoveries (%R) were within QC limits with the following exceptions:

Sample	Surrogate	%R (Limits)	Affected Compound	Flag	A or P
GP-2 SL (18.00-18.50)**	Dibromofluoromethane	63 (73-133)	All compounds except Tetrachloroethene	UJ (all non-detects)	A
GP-3 SL (21.25-21.75)**	Toluene-d8	131 (73-130)	All compounds except 1,1-Dichloroethane cis-1,2-Dichloroethene Trichloroethene	J (all detects) UJ (all non-detects)	A

VIII. Matrix Spike/Matrix Spike Duplicates

Matrix spike (MS) and matrix spike duplicate (MSD) sample analysis was performed on an associated project sample. Percent recoveries (%R) were within QC limits with the following exceptions:

Spike ID (Associated Samples)	Compound	MS (%R) (Limits)	MSD (%R) (Limits)	Flag	A or P
GP-5 SL (12.50-13.00)MS/MSD (GP-5 SL (12.50-13.00))	1,1,1-Trichloroethane 1,1-Dichloroethane 1,2-Dichloroethane cis-1,2-Dichloroethene Methylene chloride Vinyl chloride	161 (48-141) 169 (22-160) 167 (35-142) - 167 (24-158) -	161 (48-141) 178 (22-160) 175 (35-142) 148 (30-143) 185 (24-158) 169 (21-155)	NA	-

Relative percent differences (RPD) were within QC limits with the following exceptions:

Spike ID (Associated Samples)	Compound	RPD (Limits)	Flag	A or P
GP-5 SL (12.50-13.00)MS/MSD (GP-5 SL (12.50-13.00))	1,1-Dichloroethane Methylene chloride Vinyl chloride	21 (≤20) 26 (≤20) 28 (≤20)	NA	-

IX. Laboratory Control Samples

Laboratory control samples (LCS) were analyzed as required by the method. Percent recoveries (%R) were within QC limits with the following exceptions:

LCS ID (Associated Samples)	Compound	%R (Limits)	Flag	A or P
2605355LCS (GP-4 SL (22.25-22.75) GP-4 SL (27.00-27.50) GP-5 SL (19.50-20.00))	Methylene chloride	140 (62-137)	NA	-

X. Field Duplicates

Samples GP-1 SL (20.00-20.50)** and FD-1 SL and samples GP-3 SL (21.25-21.75)** and FD-2 SL were identified as field duplicates. No results were detected in any of the samples with the following exceptions:

Compound	Concentration (mg/Kg)		RPD
	GP-1 SL (20.00-20.50)**	FD-1 SL	
Tetrachloroethene	6.4	10.2	46
1,1,1-Trichloroethane	0.0045U	0.0069	Not calculable

Compound	Concentration (mg/Kg)		RPD
	GP-3 SL (21.25-21.75)**	FD-2 SL	
1,1-Dichloroethane	6.1	4.8	24
cis-1,2-Dichloroethene	0.38	0.044	158
Tetrachloroethene	0.14	0.022	146
Trichloroethene	1.4	0.036	190

XI. Internal Standards

All internal standard areas and retention times were within QC limits with the following exceptions:

Sample	Internal Standards	Area (Limits)	Affected Compound	Flag	A or P
GP-1 SL (23.25-23.75)**	Chlorobenzene-d5	82827 (92458.5-369834)	Tetrachloroethene	J (all detects)	A
GP-2 SL (21.50-22.00)**	Chlorobenzene-d5	88156 (92458.5-369834)	Tetrachloroethene	J (all detects)	A
GP-4 SL (16.75-17.25)**	Fluorobenzene	56782 (84107-336428)	Vinyl chloride Methylene chloride 1,1-Dichloroethane 1,2-Dichloroethane 1,1,1-Trichloroethane Trichloroethene trans-1,2-Dichloroethene cis-1,2-Dichloroethene	UJ (all non-detects) UJ (all non-detects) UJ (all non-detects) UJ (all non-detects) UJ (all non-detects) UJ (all non-detects) UJ (all non-detects) UJ (all non-detects)	A

XII. Compound Quantitation

All compound quantitations met validation criteria for samples which underwent Level IV validation. Raw data were not reviewed for Level III validation.

XIII. Target Compound Identifications

All target compound identifications met validation criteria for samples which underwent Level IV validation. Raw data were not reviewed for Level III validation.

XIV. System Performance

The system performance was acceptable for samples which underwent Level IV validation. Raw data were not reviewed for Level III validation.

XV. Overall Assessment of Data

The analysis was conducted within all specifications of the method. No results were rejected in this SDG.

Due to continuing calibration %D, surrogate %R, and internal standard area, data were qualified as estimated in fourteen samples.

The quality control criteria reviewed, other than those discussed above, were met and are considered acceptable.

Former Amphenol Facility, On-Site Soil
Volatiles - Data Qualification Summary - SDG 50258090

Sample	Compound	Flag	A or P	Reason
GP-1 SL (18.00-18.50)** GP-1 SL (20.00-20.50)** GP-1 SL (22.00-22.50)** GP-1 SL (23.25-23.75)** GP-2 SL (18.00-18.50)** GP-2 SL (20.00-20.50)** GP-2 SL (21.50-22.00)** GP-3 SL (17.75-18.25)** GP-3 SL (21.25-21.75)** GP-4 SL (16.75-17.25)** GP-4 SL (21.72-22.25) GP-4 SL (22.25-22.75) GP-4 SL (27.00-27.50) GP-5 SL (19.50-20.00)	Methylene chloride	UJ (all non-detects)	A	Continuing calibration (%D)
GP-2 SL (18.00-18.50)**	All compounds except Tetrachloroethene	UJ (all non-detects)	A	Surrogates (%R)
GP-3 SL (21.25-21.75)**	All compounds except 1,1-Dichloroethane cis-1,2-Dichloroethene Trichloroethene	J (all detects) UJ (all non-detects)	A	Surrogates (%R)
GP-1 SL (23.25-23.75)** GP-2 SL (21.50-22.00)**	Tetrachloroethene	J (all detects)	A	Internal standards (area)
GP-4 SL (16.75-17.25)**	Vinyl chloride Methylene chloride 1,1-Dichloroethane 1,2-Dichloroethane 1,1,1-Trichloroethane Trichloroethene trans-1,2-Dichloroethene cis-1,2-Dichloroethene	UJ (all non-detects) UJ (all non-detects) UJ (all non-detects) UJ (all non-detects) UJ (all non-detects) UJ (all non-detects) UJ (all non-detects) UJ (all non-detects)	A	Internal standards (area)

Former Amphenol Facility, On-Site Soil
Volatiles - Laboratory Blank Data Qualification Summary - SDG 50258090

No Sample Data Qualified in this SDG

Former Amphenol Facility, On-Site Soil
Volatiles - Field Blank Data Qualification Summary - SDG 50258090

No Sample Data Qualified in this SDG

Pace Analytical®
www.pacelabs.com

Pace Analytical Services, LLC
7726 Moller Road
Indianapolis, IN 46268
(317)228-3100

ANALYTICAL RESULTS

Project: Amphenol
Pace Project No.: 50258090

Sample: GP-1 SL (18.00-18.50) **Lab ID: 50258090001** Collected: 05/26/20 09:48 Received: 05/26/20 17:08 Matrix: Solid

Results reported on a "dry weight" basis and are adjusted for percent moisture, sample size and any dilutions.

Parameters	Results	Units	Report Limit	MDL	DF	Prepared	Analyzed	CAS No.	Qual
8260 MSV 5035A VOA	Analytical Method: EPA 8260								
	Pace Analytical Services - Indianapolis								
1,1-Dichloroethane	ND	mg/kg	0.0046	0.00034	1		05/29/20 19:33	75-34-3	
1,2-Dichloroethane	ND	mg/kg	0.0046	0.00037	1		05/29/20 19:33	107-06-2	
cis-1,2-Dichloroethene	ND	mg/kg	0.0046	0.00028	1		05/29/20 19:33	156-59-2	
trans-1,2-Dichloroethene	ND	mg/kg	0.0046	0.00021	1		05/29/20 19:33	156-60-5	
Methylene Chloride	ND UJ	mg/kg	0.018	0.0022	1		05/29/20 19:33	75-09-2	
Tetrachloroethene	**7.1**	mg/kg	0.22	0.038	50		06/02/20 08:28	127-18-4	
1,1,1-Trichloroethane	ND	mg/kg	0.0046	0.00020	1		05/29/20 19:33	71-55-6	
Trichloroethene	ND	mg/kg	0.0046	0.00018	1		05/29/20 19:33	79-01-6	
Vinyl chloride	ND	mg/kg	0.0046	0.00016	1		05/29/20 19:33	75-01-4	
Surrogates									
Dibromofluoromethane (S)	79	%.	73-133		1		05/29/20 19:33	1868-53-7	
Toluene-d8 (S)	107	%.	73-130		1		05/29/20 19:33	2037-26-5	
4-Bromofluorobenzene (S)	87	%.	55-129		1		05/29/20 19:33	460-00-4	
Percent Moisture	Analytical Method: SM 2540G								
	Pace Analytical Services - Indianapolis								
Percent Moisture	**14.8**	%	0.10	0.10	1		05/29/20 13:38		

This report shall not be reproduced, except in full,
without the written consent of Pace Analytical Services, LLC.

7/5/20

Pace Analytical®
www.pacelabs.com

Pace Analytical Services, LLC
7726 Moller Road
Indianapolis, IN 46268
(317)228-3100

ANALYTICAL RESULTS

Project: Amphenol
Pace Project No.: 50258090

Sample: GP-1 SL (20.00-20.50) **Lab ID: 50258090002** Collected: 05/26/20 09:54 Received: 05/26/20 17:08 Matrix: Solid

Results reported on a "dry weight" basis and are adjusted for percent moisture, sample size and any dilutions.

Parameters	Results	Units	Report Limit	MDL	DF	Prepared	Analyzed	CAS No.	Qual
8260 MSV 5035A VOA	Analytical Method: EPA 8260								
	Pace Analytical Services - Indianapolis								
1,1-Dichloroethane	ND	mg/kg	0.0045	0.00033	1		05/29/20 19:58	75-34-3	
1,2-Dichloroethane	ND	mg/kg	0.0045	0.00036	1		05/29/20 19:58	107-06-2	
cis-1,2-Dichloroethene	ND	mg/kg	0.0045	0.00028	1		05/29/20 19:58	156-59-2	
trans-1,2-Dichloroethene	ND	mg/kg	0.0045	0.00021	1		05/29/20 19:58	156-60-5	
Methylene Chloride	ND U5	mg/kg	0.018	0.0022	1		05/29/20 19:58	75-09-2	
Tetrachloroethene	**6.4**	mg/kg	0.22	0.039	50		06/02/20 09:03	127-18-4	
1,1,1-Trichloroethane	ND	mg/kg	0.0045	0.00020	1		05/29/20 19:58	71-55-6	
Trichloroethene	ND	mg/kg	0.0045	0.00018	1		05/29/20 19:58	79-01-6	
Vinyl chloride	ND	mg/kg	0.0045	0.00016	1		05/29/20 19:58	75-01-4	
Surrogates									
Dibromofluoromethane (S)	81	%.	73-133		1		05/29/20 19:58	1868-53-7	
Toluene-d8 (S)	107	%.	73-130		1		05/29/20 19:58	2037-26-5	
4-Bromofluorobenzene (S)	95	%.	55-129		1		05/29/20 19:58	460-00-4	
Percent Moisture	Analytical Method: SM 2540G								
	Pace Analytical Services - Indianapolis								
Percent Moisture	**12.1**	%	0.10	0.10	1		05/29/20 13:38		

This report shall not be reproduced, except in full,
without the written consent of Pace Analytical Services, LLC.

7/5/20

Pace Analytical Services, LLC
7726 Moller Road
Indianapolis, IN 46268
(317)228-3100

ANALYTICAL RESULTS

Project: Amphenol
Pace Project No.: 50258090

Sample: GP-1 SL (22.00-22.50) **Lab ID: 50258090003** Collected: 05/26/20 10:02 Received: 05/26/20 17:08 Matrix: Solid

Results reported on a "dry weight" basis and are adjusted for percent moisture, sample size and any dilutions.

Parameters	Results	Units	Report Limit	MDL	DF	Prepared	Analyzed	CAS No.	Qual
8260 MSV 5035A VOA	Analytical Method: EPA 8260								
	Pace Analytical Services - Indianapolis								
1,1-Dichloroethane	ND	mg/kg	0.0046	0.00034	1		05/29/20 20:26	75-34-3	
1,2-Dichloroethane	ND	mg/kg	0.0046	0.00037	1		05/29/20 20:26	107-06-2	
cis-1,2-Dichloroethene	ND	mg/kg	0.0046	0.00028	1		05/29/20 20:26	156-59-2	
trans-1,2-Dichloroethene	ND	mg/kg	0.0046	0.00021	1		05/29/20 20:26	156-60-5	
Methylene Chloride	ND UJ	mg/kg	0.018	0.0022	1		05/29/20 20:26	75-09-2	
Tetrachloroethene	**7.9**	mg/kg	0.23	0.040	50		06/02/20 09:38	127-18-4	
1,1,1-Trichloroethane	**0.0049**	mg/kg	0.0046	0.00020	1		05/29/20 20:26	71-55-6	
Trichloroethene	ND	mg/kg	0.0046	0.00018	1		05/29/20 20:26	79-01-6	
Vinyl chloride	ND	mg/kg	0.0046	0.00017	1		05/29/20 20:26	75-01-4	
Surrogates									
Dibromofluoromethane (S)	76	%.	73-133		1		05/29/20 20:26	1868-53-7	
Toluene-d8 (S)	102	%.	73-130		1		05/29/20 20:26	2037-26-5	
4-Bromofluorobenzene (S)	91	%.	55-129		1		05/29/20 20:26	460-00-4	
Percent Moisture	Analytical Method: SM 2540G								
	Pace Analytical Services - Indianapolis								
Percent Moisture	**12.3**	%	0.10	0.10	1		05/29/20 13:38		

This report shall not be reproduced, except in full,
without the written consent of Pace Analytical Services, LLC.

7/5/20

Pace Analytical Services, LLC
7726 Moller Road
Indianapolis, IN 46268
(317)228-3100

ANALYTICAL RESULTS

Project: Amphenol
Pace Project No.: 50258090

Sample: GP-1 SL (23.25-23.75) **Lab ID: 50258090004** Collected: 05/26/20 10:07 Received: 05/26/20 17:08 Matrix: Solid

Results reported on a "dry weight" basis and are adjusted for percent moisture, sample size and any dilutions.

Parameters	Results	Units	Report Limit	MDL	DF	Prepared	Analyzed	CAS No.	Qual
8260 MSV 5035A VOA	Analytical Method: EPA 8260								
	Pace Analytical Services - Indianapolis								
1,1-Dichloroethane	**0.18**	mg/kg	0.0041	0.00030	1		05/29/20 20:51	75-34-3	
1,2-Dichloroethane	ND	mg/kg	0.0041	0.00033	1		05/29/20 20:51	107-06-2	
cis-1,2-Dichloroethene	**0.19**	mg/kg	0.0041	0.00025	1		05/29/20 20:51	156-59-2	
trans-1,2-Dichloroethene	ND	mg/kg	0.0041	0.00019	1		05/29/20 20:51	156-60-5	
Methylene Chloride	ND	mg/kg	0.016	0.0020	1		05/29/20 20:51	75-09-2	
Tetrachloroethene	**0.084**	mg/kg	0.0041	0.00025	1		05/29/20 20:51	127-18-4	
1,1,1-Trichloroethane	ND	mg/kg	0.0041	0.00018	1		05/29/20 20:51	71-55-6	
Trichloroethene	**1.5**	mg/kg	0.19	0.029	50		06/02/20 10:12	79-01-6	
Vinyl chloride	ND	mg/kg	0.0041	0.00015	1		05/29/20 20:51	75-01-4	
Surrogates									
Dibromofluoromethane (S)	99	%.	73-133		1		05/29/20 20:51	1868-53-7	
Toluene-d8 (S)	115	%.	73-130		1		05/29/20 20:51	2037-26-5	
4-Bromofluorobenzene (S)	86	%.	55-129		1		05/29/20 20:51	460-00-4	
Percent Moisture	Analytical Method: SM 2540G								
	Pace Analytical Services - Indianapolis								
Percent Moisture	**8.3**	%	0.10	0.10	1		05/29/20 13:39		

This report shall not be reproduced, except in full,
without the written consent of Pace Analytical Services, LLC.

7/5/20

Pace Analytical Services, LLC
7726 Moller Road
Indianapolis, IN 46268
(317)228-3100

ANALYTICAL RESULTS

Project: Amphenol
Pace Project No.: 50258090

Sample: GP-2 SL (18.00-18.50) **Lab ID: 50258090005** Collected: 05/26/20 10:29 Received: 05/26/20 17:08 Matrix: Solid

Results reported on a "dry weight" basis and are adjusted for percent moisture, sample size and any dilutions.

Parameters	Results	Units	Report Limit	MDL	DF	Prepared	Analyzed	CAS No.	Qual
8260 MSV 5035A VOA	Analytical Method: EPA 8260								
	Pace Analytical Services - Indianapolis								
1,1-Dichloroethane	ND UJ	mg/kg	0.0043	0.00032	1		05/29/20 21:22	75-34-3	
1,2-Dichloroethane	ND	mg/kg	0.0043	0.00034	1		05/29/20 21:22	107-06-2	
cis-1,2-Dichloroethene	ND	mg/kg	0.0043	0.00026	1		05/29/20 21:22	156-59-2	
trans-1,2-Dichloroethene	ND	mg/kg	0.0043	0.00020	1		05/29/20 21:22	156-60-5	
Methylene Chloride	ND UJ	mg/kg	0.017	0.0021	1		05/29/20 21:22	75-09-2	
Tetrachloroethene	**17.4**	mg/kg	0.85	0.10	200		06/02/20 02:23	127-18-4	
1,1,1-Trichloroethane	ND UJ	mg/kg	0.0043	0.00019	1		05/29/20 21:22	71-55-6	
Trichloroethene	ND	mg/kg	0.0043	0.00017	1		05/29/20 21:22	79-01-6	
Vinyl chloride	ND	mg/kg	0.0043	0.00015	1		05/29/20 21:22	75-01-4	
Surrogates									
Dibromofluoromethane (S)	63	%.	73-133		1		05/29/20 21:22	1868-53-7	S5
Toluene-d8 (S)	110	%.	73-130		1		05/29/20 21:22	2037-26-5	
4-Bromofluorobenzene (S)	99	%.	55-129		1		05/29/20 21:22	460-00-4	
Percent Moisture	Analytical Method: SM 2540G								
	Pace Analytical Services - Indianapolis								
Percent Moisture	**13.7**	%	0.10	0.10	1		05/29/20 13:39		

REPORT OF LABORATORY ANALYSIS

This report shall not be reproduced, except in full,
without the written consent of Pace Analytical Services, LLC.

7/5/20

Pace Analytical Services, LLC
7726 Moller Road
Indianapolis, IN 46268
(317)228-3100

ANALYTICAL RESULTS

Project: Amphenol
Pace Project No.: 50258090

Sample: GP-2 SL (20.00-20.50) **Lab ID: 50258090006** Collected: 05/26/20 10:45 Received: 05/26/20 17:08 Matrix: Solid

Results reported on a "dry weight" basis and are adjusted for percent moisture, sample size and any dilutions.

Parameters	Results	Units	Report Limit	MDL	DF	Prepared	Analyzed	CAS No.	Qual
8260 MSV 5035A VOA	Analytical Method: EPA 8260								
	Pace Analytical Services - Indianapolis								
1,1-Dichloroethane	ND	mg/kg	23.8	1.8	5000		05/29/20 21:47	75-34-3	
1,2-Dichloroethane	ND	mg/kg	23.8	1.9	5000		05/29/20 21:47	107-06-2	
cis-1,2-Dichloroethene	ND	mg/kg	23.8	1.5	5000		05/29/20 21:47	156-59-2	
trans-1,2-Dichloroethene	ND	mg/kg	23.8	1.1	5000		05/29/20 21:47	156-60-5	
Methylene Chloride	ND UJ	mg/kg	95.3	11.6	5000		05/29/20 21:47	75-09-2	
Tetrachloroethene	**171**	mg/kg	23.8	1.4	5000		05/29/20 21:47	127-18-4	
1,1,1-Trichloroethane	ND	mg/kg	23.8	1.0	5000		05/29/20 21:47	71-55-6	
Trichloroethene	ND	mg/kg	23.8	0.95	5000		05/29/20 21:47	79-01-6	
Vinyl chloride	ND	mg/kg	23.8	0.86	5000		05/29/20 21:47	75-01-4	
Surrogates									
Dibromofluoromethane (S)	90	%.	73-133		5000		05/29/20 21:47	1868-53-7	D4
Toluene-d8 (S)	95	%.	73-130		5000		05/29/20 21:47	2037-26-5	
4-Bromofluorobenzene (S)	106	%.	55-129		5000		05/29/20 21:47	460-00-4	
Percent Moisture	Analytical Method: SM 2540G								
	Pace Analytical Services - Indianapolis								
Percent Moisture	**16.4**	%	0.10	0.10	1		05/29/20 13:39		

This report shall not be reproduced, except in full,
without the written consent of Pace Analytical Services, LLC.

7/5/20

Pace Analytical Services, LLC
7726 Moller Road
Indianapolis, IN 46268
(317)228-3100

ANALYTICAL RESULTS

Project: Amphenol
Pace Project No.: 50258090

Sample: GP-2 SL (21.00-21.50) **Lab ID: 50258090007** Collected: 05/26/20 10:48 Received: 05/26/20 17:08 Matrix: Solid

Results reported on a "dry weight" basis and are adjusted for percent moisture, sample size and any dilutions.

Parameters	Results	Units	Report Limit	MDL	DF	Prepared	Analyzed	CAS No.	Qual
8260 MSV 5035A VOA	Analytical Method: EPA 8260								
	Pace Analytical Services - Indianapolis								
1,1-Dichloroethane	ND	mg/kg	2.2	0.36	500		06/02/20 20:48	75-34-3	
1,2-Dichloroethane	ND	mg/kg	2.2	0.24	500		06/02/20 20:48	107-06-2	
cis-1,2-Dichloroethene	ND	mg/kg	2.2	0.28	500		06/02/20 20:48	156-59-2	
trans-1,2-Dichloroethene	ND	mg/kg	2.2	0.40	500		06/02/20 20:48	156-60-5	
Methylene Chloride	ND	mg/kg	8.9	0.44	500		06/02/20 20:48	75-09-2	
Tetrachloroethene	**81.5**	mg/kg	2.2	0.38	500		06/02/20 20:48	127-18-4	
1,1,1-Trichloroethane	ND	mg/kg	2.2	0.26	500		06/02/20 20:48	71-55-6	
Trichloroethene	ND	mg/kg	2.2	0.33	500		06/02/20 20:48	79-01-6	
Vinyl chloride	ND	mg/kg	2.2	0.19	500		06/02/20 20:48	75-01-4	
Surrogates									
Dibromofluoromethane (S)	97	%.	73-133		500		06/02/20 20:48	1868-53-7	D4
Toluene-d8 (S)	97	%.	73-130		500		06/02/20 20:48	2037-26-5	
4-Bromofluorobenzene (S)	99	%.	55-129		500		06/02/20 20:48	460-00-4	
Percent Moisture	Analytical Method: SM 2540G								
	Pace Analytical Services - Indianapolis								
Percent Moisture	**14.3**	%	0.10	0.10	1		05/29/20 13:39		

This report shall not be reproduced, except in full,
without the written consent of Pace Analytical Services, LLC.

7/5/20

Pace Analytical Services, LLC
7726 Moller Road
Indianapolis, IN 46268
(317)228-3100

ANALYTICAL RESULTS

Project: Amphenol
Pace Project No.: 50258090

Sample: GP-2 SL (21.50-22.00) **Lab ID: 50258090008** Collected: 05/26/20 10:41 Received: 05/26/20 17:08 Matrix: Solid

Results reported on a "dry weight" basis and are adjusted for percent moisture, sample size and any dilutions.

Parameters	Results	Units	Report Limit	MDL	DF	Prepared	Analyzed	CAS No.	Qual
8260 MSV 5035A VOA	Analytical Method: EPA 8260								
	Pace Analytical Services - Indianapolis								
1,1-Dichloroethane	**1.4**	mg/kg	0.71	0.090	200		06/02/20 02:57	75-34-3	
1,2-Dichloroethane	ND	mg/kg	0.0033	0.00026	1		05/29/20 22:36	107-06-2	
cis-1,2-Dichloroethene	**0.87**	mg/kg	0.71	0.14	200		06/02/20 02:57	156-59-2	
trans-1,2-Dichloroethene	**0.0053**	mg/kg	0.0033	0.00015	1		05/29/20 22:36	156-60-5	
Methylene Chloride	ND UJ	mg/kg	0.013	0.0016	1		05/29/20 22:36	75-09-2	
Tetrachloroethene	**0.023** J	mg/kg	0.0033	0.00020	1		05/29/20 22:36	127-18-4	
1,1,1-Trichloroethane	ND	mg/kg	0.0033	0.00014	1		05/29/20 22:36	71-55-6	
Trichloroethene	**0.68J**	mg/kg	0.71	0.14	200		06/02/20 02:57	79-01-6	J
Vinyl chloride	ND	mg/kg	0.0033	0.00012	1		05/29/20 22:36	75-01-4	
Surrogates									
Dibromofluoromethane (S)	92	%.	73-133		1		05/29/20 22:36	1868-53-7	
Toluene-d8 (S)	124	%.	73-130		1		05/29/20 22:36	2037-26-5	
4-Bromofluorobenzene (S)	74	%.	55-129		1		05/29/20 22:36	460-00-4	
Percent Moisture	Analytical Method: SM 2540G								
	Pace Analytical Services - Indianapolis								
Percent Moisture	**6.4**	%	0.10	0.10	1		05/29/20 13:39		

This report shall not be reproduced, except in full,
without the written consent of Pace Analytical Services, LLC.

7/3/20

Pace Analytical Services, LLC
7726 Moller Road
Indianapolis, IN 46268
(317)228-3100

ANALYTICAL RESULTS

Project: Amphenol
Pace Project No.: 50258090

Sample: GP-3 SL (17.75-18.25) **Lab ID: 50258090009** Collected: 05/26/20 11:07 Received: 05/26/20 17:08 Matrix: Solid

Results reported on a "dry weight" basis and are adjusted for percent moisture, sample size and any dilutions.

Parameters	Results	Units	Report Limit	MDL	DF	Prepared	Analyzed	CAS No.	Qual
8260 MSV 5035A VOA	Analytical Method: EPA 8260								
	Pace Analytical Services - Indianapolis								
1,1-Dichloroethane	ND	mg/kg	23.0	1.7	5000		05/30/20 01:54	75-34-3	
1,2-Dichloroethane	ND	mg/kg	23.0	1.8	5000		05/30/20 01:54	107-06-2	
cis-1,2-Dichloroethene	ND	mg/kg	23.0	1.4	5000		05/30/20 01:54	156-59-2	
trans-1,2-Dichloroethene	ND	mg/kg	23.0	1.1	5000		05/30/20 01:54	156-60-5	
Methylene Chloride	ND	US mg/kg	92.0	11.2	5000		05/30/20 01:54	75-09-2	
Tetrachloroethene	**88.8**	mg/kg	23.0	1.4	5000		05/30/20 01:54	127-18-4	
1,1,1-Trichloroethane	ND	mg/kg	23.0	1.0	5000		05/30/20 01:54	71-55-6	
Trichloroethene	ND	mg/kg	23.0	0.92	5000		05/30/20 01:54	79-01-6	
Vinyl chloride	ND	mg/kg	23.0	0.83	5000		05/30/20 01:54	75-01-4	
Surrogates									
Dibromofluoromethane (S)	91	%.	73-133		5000		05/30/20 01:54	1868-53-7	D4
Toluene-d8 (S)	101	%.	73-130		5000		05/30/20 01:54	2037-26-5	
4-Bromofluorobenzene (S)	105	%.	55-129		5000		05/30/20 01:54	460-00-4	
Percent Moisture	Analytical Method: SM 2540G								
	Pace Analytical Services - Indianapolis								
Percent Moisture	**15.4**	%	0.10	0.10	1		05/29/20 13:39		

REPORT OF LABORATORY ANALYSIS

This report shall not be reproduced, except in full,
without the written consent of Pace Analytical Services, LLC.

7/15/20

Pace Analytical Services, LLC
7726 Moller Road
Indianapolis, IN 46268
(317)228-3100

ANALYTICAL RESULTS

Project: Amphenol
Pace Project No.: 50258090

Sample: GP-3 SL (18.75-19.25) **Lab ID: 50258090010** Collected: 05/26/20 11:09 Received: 05/26/20 17:08 Matrix: Solid

Results reported on a "dry weight" basis and are adjusted for percent moisture, sample size and any dilutions.

Parameters	Results	Units	Report Limit	MDL	DF	Prepared	Analyzed	CAS No.	Qual
8260 MSV 5035A VOA	Analytical Method: EPA 8260								
	Pace Analytical Services - Indianapolis								
1,1-Dichloroethane	ND	mg/kg	2.5	0.40	500		06/02/20 21:23	75-34-3	
1,2-Dichloroethane	ND	mg/kg	2.5	0.27	500		06/02/20 21:23	107-06-2	
cis-1,2-Dichloroethene	ND	mg/kg	2.5	0.31	500		06/02/20 21:23	156-59-2	
trans-1,2-Dichloroethene	ND	mg/kg	2.5	0.45	500		06/02/20 21:23	156-60-5	
Methylene Chloride	ND	mg/kg	9.9	0.50	500		06/02/20 21:23	75-09-2	
Tetrachloroethene	**117**	mg/kg	2.5	0.43	500		06/02/20 21:23	127-18-4	
1,1,1-Trichloroethane	ND	mg/kg	2.5	0.29	500		06/02/20 21:23	71-55-6	
Trichloroethene	ND	mg/kg	2.5	0.37	500		06/02/20 21:23	79-01-6	
Vinyl chloride	ND	mg/kg	2.5	0.22	500		06/02/20 21:23	75-01-4	
Surrogates									
Dibromofluoromethane (S)	97	%.	73-133		500		06/02/20 21:23	1868-53-7	D4
Toluene-d8 (S)	97	%.	73-130		500		06/02/20 21:23	2037-26-5	
4-Bromofluorobenzene (S)	99	%.	55-129		500		06/02/20 21:23	460-00-4	
Percent Moisture	Analytical Method: SM 2540G								
	Pace Analytical Services - Indianapolis								
Percent Moisture	**15.9**	%	0.10	0.10	1		05/29/20 14:05		

This report shall not be reproduced, except in full,
without the written consent of Pace Analytical Services, LLC.

7/5/20 K

Pace Analytical Services, LLC
7726 Moller Road
Indianapolis, IN 46268
(317)228-3100

ANALYTICAL RESULTS

Project: Amphenol
Pace Project No.: 50258090

Sample: GP-3 SL (19.75-20.25) **Lab ID: 50258090011** Collected: 05/26/20 11:15 Received: 05/26/20 17:08 Matrix: Solid

Results reported on a "dry weight" basis and are adjusted for percent moisture, sample size and any dilutions.

Parameters	Results	Units	Report Limit	MDL	DF	Prepared	Analyzed	CAS No.	Qual
8260 MSV 5035A VOA	Analytical Method: EPA 8260								
	Pace Analytical Services - Indianapolis								
1,1-Dichloroethane	ND	mg/kg	2.3	0.37	500		06/02/20 21:57	75-34-3	
1,2-Dichloroethane	ND	mg/kg	2.3	0.25	500		06/02/20 21:57	107-06-2	
cis-1,2-Dichloroethene	ND	mg/kg	2.3	0.29	500		06/02/20 21:57	156-59-2	
trans-1,2-Dichloroethene	ND	mg/kg	2.3	0.42	500		06/02/20 21:57	156-60-5	
Methylene Chloride	ND	mg/kg	9.3	0.46	500		06/02/20 21:57	75-09-2	
Tetrachloroethene	**56.6**	mg/kg	2.3	0.40	500		06/02/20 21:57	127-18-4	
1,1,1-Trichloroethane	ND	mg/kg	2.3	0.27	500		06/02/20 21:57	71-55-6	
Trichloroethene	ND	mg/kg	2.3	0.34	500		06/02/20 21:57	79-01-6	
Vinyl chloride	ND	mg/kg	2.3	0.20	500		06/02/20 21:57	75-01-4	
Surrogates									
Dibromofluoromethane (S)	100	%.	73-133		500		06/02/20 21:57	1868-53-7	D4
Toluene-d8 (S)	98	%.	73-130		500		06/02/20 21:57	2037-26-5	
4-Bromofluorobenzene (S)	100	%.	55-129		500		06/02/20 21:57	460-00-4	
Percent Moisture	Analytical Method: SM 2540G								
	Pace Analytical Services - Indianapolis								
Percent Moisture	**15.7**	%	0.10	0.10	1		05/29/20 14:05		

This report shall not be reproduced, except in full,
without the written consent of Pace Analytical Services, LLC.

7/5/20

Pace Analytical Services, LLC
7726 Moller Road
Indianapolis, IN 46268
(317)228-3100

ANALYTICAL RESULTS

Project: Amphenol
Pace Project No.: 50258090

Sample: GP-3 SL (21.25-21.75) **Lab ID: 50258090012** Collected: 05/26/20 11:20 Received: 05/26/20 17:08 Matrix: Solid

Results reported on a "dry weight" basis and are adjusted for percent moisture, sample size and any dilutions.

Parameters	Results	Units	Report Limit	MDL	DF	Prepared	Analyzed	CAS No.	Qual
8260 MSV 5035A VOA	Analytical Method: EPA 8260								
	Pace Analytical Services - Indianapolis								
1,1-Dichloroethane	**6.1**	mg/kg	0.37	0.059	100		06/02/20 22:32	75-34-3	
1,2-Dichloroethane	ND UJ	mg/kg	0.0039	0.00031	1		05/30/20 03:40	107-06-2	
cis-1,2-Dichloroethene	**0.38**	mg/kg	0.37	0.045	100		06/02/20 22:32	156-59-2	
trans-1,2-Dichloroethene	ND UJ	mg/kg	0.0039	0.00018	1		05/30/20 03:40	156-60-5	
Methylene Chloride	ND UJ	mg/kg	0.016	0.0019	1		05/30/20 03:40	75-09-2	
Tetrachloroethene	**0.14** J	mg/kg	0.0039	0.00023	1		05/30/20 03:40	127-18-4	
1,1,1-Trichloroethane	ND UJ	mg/kg	0.0039	0.00017	1		05/30/20 03:40	71-55-6	
Trichloroethene	**1.4**	mg/kg	0.37	0.054	100		06/02/20 22:32	79-01-6	
Vinyl chloride	ND UJ	mg/kg	0.0039	0.00014	1		05/30/20 03:40	75-01-4	
Surrogates									
Dibromofluoromethane (S)	93	%.	73-133		1		05/30/20 03:40	1868-53-7	
Toluene-d8 (S)	131	%.	73-130		1		05/30/20 03:40	2037-26-5	S5
4-Bromofluorobenzene (S)	119	%.	55-129		1		05/30/20 03:40	460-00-4	
Percent Moisture	Analytical Method: SM 2540G								
	Pace Analytical Services - Indianapolis								
Percent Moisture	**8.5**	%	0.10	0.10	1		05/29/20 14:05		

7/5/20

Pace Analytical Services, LLC
7726 Moller Road
Indianapolis, IN 46268
(317)228-3100

ANALYTICAL RESULTS

Project: Amphenol
Pace Project No.: 50258090

Sample: GP-4 SL (16.75-17.25) **Lab ID: 50258090013** Collected: 05/26/20 11:46 Received: 05/26/20 17:08 Matrix: Solid

Results reported on a "dry weight" basis and are adjusted for percent moisture, sample size and any dilutions.

Parameters	Results	Units	Report Limit	MDL	DF	Prepared	Analyzed	CAS No.	Qual
8260 MSV 5035A VOA	Analytical Method: EPA 8260								
	Pace Analytical Services - Indianapolis								
1,1-Dichloroethane	ND UJ	mg/kg	0.23	0.017	50		05/30/20 03:09	75-34-3	
1,2-Dichloroethane	ND	mg/kg	0.23	0.018	50		05/30/20 03:09	107-06-2	
cis-1,2-Dichloroethene	ND	mg/kg	0.23	0.014	50		05/30/20 03:09	156-59-2	
trans-1,2-Dichloroethene	ND	mg/kg	0.23	0.011	50		05/30/20 03:09	156-60-5	
Methylene Chloride	ND	mg/kg	0.92	0.11	50		05/30/20 03:09	75-09-2	
Tetrachloroethene	**10.2**	mg/kg	0.23	0.014	50		05/30/20 03:09	127-18-4	
1,1,1-Trichloroethane	ND UJ	mg/kg	0.23	0.010	50		05/30/20 03:09	71-55-6	
Trichloroethene	ND	mg/kg	0.23	0.0092	50		05/30/20 03:09	79-01-6	
Vinyl chloride	ND	mg/kg	0.23	0.0083	50		05/30/20 03:09	75-01-4	
Surrogates									
Dibromofluoromethane (S)	131	%.	73-133		50		05/30/20 03:09	1868-53-7	D4
Toluene-d8 (S)	89	%.	73-130		50		05/30/20 03:09	2037-26-5	
4-Bromofluorobenzene (S)	126	%.	55-129		50		05/30/20 03:09	460-00-4	
Percent Moisture	Analytical Method: SM 2540G								
	Pace Analytical Services - Indianapolis								
Percent Moisture	**16.2**	%	0.10	0.10	1		05/29/20 14:05		

This report shall not be reproduced, except in full,
without the written consent of Pace Analytical Services, LLC.

7/5/20

Pace Analytical Services, LLC
7726 Moller Road
Indianapolis, IN 46268
(317)228-3100

ANALYTICAL RESULTS

Project: Amphenol
Pace Project No.: 50258090

Sample: GP-4 SL (21.75-22.25) **Lab ID: 50258090014** Collected: 05/26/20 11:50 Received: 05/26/20 17:08 Matrix: Solid

Results reported on a "dry weight" basis and are adjusted for percent moisture, sample size and any dilutions.

Parameters	Results	Units	Report Limit	MDL	DF	Prepared	Analyzed	CAS No.	Qual
8260 MSV 5035A VOA	Analytical Method: EPA 8260								
	Pace Analytical Services - Indianapolis								
1,1-Dichloroethane	ND	mg/kg	0.0043	0.00032	1		05/30/20 04:05	75-34-3	
1,2-Dichloroethane	ND	mg/kg	0.0043	0.00034	1		05/30/20 04:05	107-06-2	
cis-1,2-Dichloroethene	ND	mg/kg	0.0043	0.00027	1		05/30/20 04:05	156-59-2	
trans-1,2-Dichloroethene	ND	mg/kg	0.0043	0.00020	1		05/30/20 04:05	156-60-5	
Methylene Chloride	ND UJ	mg/kg	0.017	0.0021	1		05/30/20 04:05	75-09-2	
Tetrachloroethene	**10.4**	mg/kg	0.25	0.029	50		06/02/20 04:07	127-18-4	
1,1,1-Trichloroethane	**0.016**	mg/kg	0.0043	0.00019	1		05/30/20 04:05	71-55-6	
Trichloroethene	**0.18**	mg/kg	0.0043	0.00017	1		05/30/20 04:05	79-01-6	
Vinyl chloride	ND	mg/kg	0.0043	0.00015	1		05/30/20 04:05	75-01-4	
Surrogates									
Dibromofluoromethane (S)	75	%.	73-133		1		05/30/20 04:05	1868-53-7	
Toluene-d8 (S)	108	%.	73-130		1		05/30/20 04:05	2037-26-5	
4-Bromofluorobenzene (S)	97	%.	55-129		1		05/30/20 04:05	460-00-4	
Percent Moisture	Analytical Method: SM 2540G								
	Pace Analytical Services - Indianapolis								
Percent Moisture	**6.1**	%	0.10	0.10	1		05/29/20 14:05		

This report shall not be reproduced, except in full,
without the written consent of Pace Analytical Services, LLC.

7/5/20

Pace Analytical Services, LLC
7726 Moller Road
Indianapolis, IN 46268
(317)228-3100

ANALYTICAL RESULTS

Project: Amphenol
Pace Project No.: 50258090

Sample: GP-4 SL (22.25-22.75) **Lab ID: 50258090015** Collected: 05/26/20 11:53 Received: 05/26/20 17:08 Matrix: Solid

Results reported on a "dry weight" basis and are adjusted for percent moisture, sample size and any dilutions.

Parameters	Results	Units	Report Limit	MDL	DF	Prepared	Analyzed	CAS No.	Qual
8260 MSV 5035A VOA	Analytical Method: EPA 8260								
	Pace Analytical Services - Indianapolis								
1,1-Dichloroethane	ND	mg/kg	0.0041	0.00030	1		06/01/20 15:24	75-34-3	
1,2-Dichloroethane	ND	mg/kg	0.0041	0.00033	1		06/01/20 15:24	107-06-2	
cis-1,2-Dichloroethene	ND	mg/kg	0.0041	0.00025	1		06/01/20 15:24	156-59-2	
trans-1,2-Dichloroethene	ND	mg/kg	0.0041	0.00019	1		06/01/20 15:24	156-60-5	
Methylene Chloride	ND UJ	mg/kg	0.016	0.0020	1		06/01/20 15:24	75-09-2	L1
Tetrachloroethene	**3.2**	mg/kg	0.22	0.026	50		06/02/20 21:40	127-18-4	
1,1,1-Trichloroethane	**0.022**	mg/kg	0.0041	0.00018	1		06/01/20 15:24	71-55-6	
Trichloroethene	**0.22**	mg/kg	0.0041	0.00016	1		06/01/20 15:24	79-01-6	
Vinyl chloride	ND	mg/kg	0.0041	0.00015	1		06/01/20 15:24	75-01-4	
Surrogates									
Dibromofluoromethane (S)	76	%.	73-133		1		06/01/20 15:24	1868-53-7	
Toluene-d8 (S)	109	%.	73-130		1		06/01/20 15:24	2037-26-5	
4-Bromofluorobenzene (S)	99	%.	55-129		1		06/01/20 15:24	460-00-4	
Percent Moisture	Analytical Method: SM 2540G								
	Pace Analytical Services - Indianapolis								
Percent Moisture	**4.1**	%	0.10	0.10	1		05/29/20 14:05		

This report shall not be reproduced, except in full,
without the written consent of Pace Analytical Services, LLC.

7/5/20

Pace Analytical Services, LLC
7726 Moller Road
Indianapolis, IN 46268
(317)228-3100

ANALYTICAL RESULTS

Project: Amphenol
Pace Project No.: 50258090

Sample: GP-4 SL (27.00-27.50) **Lab ID: 50258090016** Collected: 05/26/20 11:56 Received: 05/26/20 17:08 Matrix: Solid

Results reported on a "dry weight" basis and are adjusted for percent moisture, sample size and any dilutions.

Parameters	Results	Units	Report Limit	MDL	DF	Prepared	Analyzed	CAS No.	Qual
8260 MSV 5035A VOA	Analytical Method: EPA 8260								
	Pace Analytical Services - Indianapolis								
1,1-Dichloroethane	ND	mg/kg	0.0035	0.00026	1		06/01/20 15:49	75-34-3	
1,2-Dichloroethane	ND	mg/kg	0.0035	0.00028	1		06/01/20 15:49	107-06-2	
cis-1,2-Dichloroethene	ND	mg/kg	0.0035	0.00022	1		06/01/20 15:49	156-59-2	
trans-1,2-Dichloroethene	ND	mg/kg	0.0035	0.00016	1		06/01/20 15:49	156-60-5	
Methylene Chloride	ND UJ	mg/kg	0.014	0.0017	1		06/01/20 15:49	75-09-2	L1
Tetrachloroethene	ND	mg/kg	0.0035	0.00021	1		06/01/20 15:49	127-18-4	
1,1,1-Trichloroethane	ND	mg/kg	0.0035	0.00016	1		06/01/20 15:49	71-55-6	
Trichloroethene	ND	mg/kg	0.0035	0.00014	1		06/01/20 15:49	79-01-6	
Vinyl chloride	ND	mg/kg	0.0035	0.00013	1		06/01/20 15:49	75-01-4	
Surrogates									
Dibromofluoromethane (S)	98	%.	73-133		1		06/01/20 15:49	1868-53-7	
Toluene-d8 (S)	127	%.	73-130		1		06/01/20 15:49	2037-26-5	
4-Bromofluorobenzene (S)	79	%.	55-129		1		06/01/20 15:49	460-00-4	
Percent Moisture	Analytical Method: SM 2540G								
	Pace Analytical Services - Indianapolis								
Percent Moisture	**8.6**	%	0.10	0.10	1		05/29/20 14:06		

This report shall not be reproduced, except in full,
without the written consent of Pace Analytical Services, LLC.

7/5/20 - 9

Pace Analytical Services, LLC
7726 Moller Road
Indianapolis, IN 46268
(317)228-3100

ANALYTICAL RESULTS

Project: Amphenol
Pace Project No.: 50258090

Sample: GP-5 SL (12.50-13.00) MS/MSD 1 **Lab ID: 50258090017** Collected: 05/26/20 12:42 Received: 05/26/20 17:08 Matrix: Solid

Results reported on a "dry weight" basis and are adjusted for percent moisture, sample size and any dilutions.

Parameters	Results	Units	Report Limit	MDL	DF	Prepared	Analyzed	CAS No.	Qual
8260 MSV 5035A VOA	Analytical Method: EPA 8260								
	Pace Analytical Services - Indianapolis								
1,1-Dichloroethane	ND	mg/kg	0.0042	0.00053	1		06/02/20 19:21	75-34-3	M1,R1
1,2-Dichloroethane	ND	mg/kg	0.0042	0.00063	1		06/02/20 19:21	107-06-2	M1
cis-1,2-Dichloroethene	ND	mg/kg	0.0042	0.00084	1		06/02/20 19:21	156-59-2	M1
trans-1,2-Dichloroethene	ND	mg/kg	0.0042	0.00069	1		06/02/20 19:21	156-60-5	
Methylene Chloride	ND	mg/kg	0.017	0.0020	1		06/02/20 19:21	75-09-2	M1,R1
Tetrachloroethene	**0.015**	mg/kg	0.0042	0.00049	1		06/02/20 19:21	127-18-4	
1,1,1-Trichloroethane	ND	mg/kg	0.0042	0.00049	1		06/02/20 19:21	71-55-6	M1
Trichloroethene	**0.0059**	mg/kg	0.0042	0.00080	1		06/02/20 19:21	79-01-6	
Vinyl chloride	ND	mg/kg	0.0042	0.00024	1		06/02/20 19:21	75-01-4	M1,R1
Surrogates									
Dibromofluoromethane (S)	106	%.	73-133		1		06/02/20 19:21	1868-53-7	
Toluene-d8 (S)	98	%.	73-130		1		06/02/20 19:21	2037-26-5	
4-Bromofluorobenzene (S)	95	%.	55-129		1		06/02/20 19:21	460-00-4	
Percent Moisture	Analytical Method: SM 2540G								
	Pace Analytical Services - Indianapolis								
Percent Moisture	**6.9**	%	0.10	0.10	1		05/29/20 14:06		

This report shall not be reproduced, except in full,
without the written consent of Pace Analytical Services, LLC.

7/5/20

Pace Analytical Services, LLC
7726 Moller Road
Indianapolis, IN 46268
(317)228-3100

ANALYTICAL RESULTS

Project: Amphenol
Pace Project No.: 50258090

Sample: GP-5 SL (19.50-20.00) **Lab ID: 50258090018** Collected: 05/26/20 12:45 Received: 05/26/20 17:08 Matrix: Solid

Results reported on a "dry weight" basis and are adjusted for percent moisture, sample size and any dilutions.

Parameters	Results	Units	Report Limit	MDL	DF	Prepared	Analyzed	CAS No.	Qual
8260 MSV 5035A VOA	Analytical Method: EPA 8260								
	Pace Analytical Services - Indianapolis								
1,1-Dichloroethane	ND	mg/kg	0.0053	0.00040	1		06/01/20 16:15	75-34-3	
1,2-Dichloroethane	ND	mg/kg	0.0053	0.00043	1		06/01/20 16:15	107-06-2	
cis-1,2-Dichloroethene	ND	mg/kg	0.0053	0.00033	1		06/01/20 16:15	156-59-2	
trans-1,2-Dichloroethene	ND	mg/kg	0.0053	0.00025	1		06/01/20 16:15	156-60-5	
Methylene Chloride	ND UJ	mg/kg	0.021	0.0026	1		06/01/20 16:15	75-09-2	L1
Tetrachloroethene	**0.027**	mg/kg	0.0053	0.00032	1		06/01/20 16:15	127-18-4	
1,1,1-Trichloroethane	**0.042**	mg/kg	0.0053	0.00024	1		06/01/20 16:15	71-55-6	
Trichloroethene	**2.0**	mg/kg	0.33	0.063	50		06/02/20 22:15	79-01-6	
Vinyl chloride	ND	mg/kg	0.0053	0.00019	1		06/01/20 16:15	75-01-4	
Surrogates									
Dibromofluoromethane (S)	82	%.	73-133		1		06/01/20 16:15	1868-53-7	
Toluene-d8 (S)	106	%.	73-130		1		06/01/20 16:15	2037-26-5	
4-Bromofluorobenzene (S)	97	%.	55-129		1		06/01/20 16:15	460-00-4	
Percent Moisture	Analytical Method: SM 2540G								
	Pace Analytical Services - Indianapolis								
Percent Moisture	**6.0**	%	0.10	0.10	1		05/29/20 14:06		

REPORT OF LABORATORY ANALYSIS

This report shall not be reproduced, except in full,
without the written consent of Pace Analytical Services, LLC.

7/5/20 -

Pace Analytical Services, LLC
7726 Moller Road
Indianapolis, IN 46268
(317)228-3100

ANALYTICAL RESULTS

Project: Amphenol
Pace Project No.: 50258090

Sample: GP-5 SL (20.25-20.75) **Lab ID: 50258090019** Collected: 05/26/20 12:50 Received: 05/26/20 17:08 Matrix: Solid

Results reported on a "dry weight" basis and are adjusted for percent moisture, sample size and any dilutions.

Parameters	Results	Units	Report Limit	MDL	DF	Prepared	Analyzed	CAS No.	Qual
8260 MSV 5035A VOA	Analytical Method: EPA 8260								
	Pace Analytical Services - Indianapolis								
1,1-Dichloroethane	ND	mg/kg	0.0041	0.00022	1		06/02/20 14:13	75-34-3	
1,2-Dichloroethane	ND	mg/kg	0.0041	0.00030	1		06/02/20 14:13	107-06-2	
cis-1,2-Dichloroethene	ND	mg/kg	0.0041	0.00027	1		06/02/20 14:13	156-59-2	
trans-1,2-Dichloroethene	ND	mg/kg	0.0041	0.00018	1		06/02/20 14:13	156-60-5	
Methylene Chloride	ND	mg/kg	0.016	0.0020	1		06/02/20 14:13	75-09-2	
Tetrachloroethene	**0.15**	mg/kg	0.0041	0.00017	1		06/02/20 14:13	127-18-4	
1,1,1-Trichloroethane	**0.083**	mg/kg	0.0041	0.00022	1		06/02/20 14:13	71-55-6	
Trichloroethene	**4.9**	mg/kg	0.20	0.011	50		06/02/20 20:35	79-01-6	
Vinyl chloride	ND	mg/kg	0.0041	0.00033	1		06/02/20 14:13	75-01-4	
Surrogates									
Dibromofluoromethane (S)	113	%.	73-133		1		06/02/20 14:13	1868-53-7	
Toluene-d8 (S)	106	%.	73-130		1		06/02/20 14:13	2037-26-5	
4-Bromofluorobenzene (S)	90	%.	55-129		1		06/02/20 14:13	460-00-4	
Percent Moisture	Analytical Method: SM 2540G								
	Pace Analytical Services - Indianapolis								
Percent Moisture	**7.5**	%	0.10	0.10	1		05/29/20 14:06		

This report shall not be reproduced, except in full,
without the written consent of Pace Analytical Services, LLC.

7/15/20

Pace Analytical Services, LLC
7726 Moller Road
Indianapolis, IN 46268
(317)228-3100

ANALYTICAL RESULTS

Project: Amphenol
Pace Project No.: 50258090

Sample: GP-5 SL (20.75-21.25) **Lab ID: 50258090020** Collected: 05/26/20 12:53 Received: 05/26/20 17:08 Matrix: Solid

Results reported on a "dry weight" basis and are adjusted for percent moisture, sample size and any dilutions.

Parameters	Results	Units	Report Limit	MDL	DF	Prepared	Analyzed	CAS No.	Qual
8260 MSV 5035A VOA	Analytical Method: EPA 8260								
	Pace Analytical Services - Indianapolis								
1,1-Dichloroethane	**0.45**	mg/kg	0.24	0.013	50		06/02/20 16:20	75-34-3	
1,2-Dichloroethane	ND	mg/kg	0.0036	0.00026	1		06/02/20 08:07	107-06-2	
cis-1,2-Dichloroethene	ND	mg/kg	0.0036	0.00024	1		06/02/20 08:07	156-59-2	
trans-1,2-Dichloroethene	ND	mg/kg	0.0036	0.00016	1		06/02/20 08:07	156-60-5	
Methylene Chloride	ND	mg/kg	0.014	0.0017	1		06/02/20 08:07	75-09-2	
Tetrachloroethene	**0.020**	mg/kg	0.0036	0.00015	1		06/02/20 08:07	127-18-4	
1,1,1-Trichloroethane	**0.0083**	mg/kg	0.0036	0.00019	1		06/02/20 08:07	71-55-6	
Trichloroethene	**4.6**	mg/kg	0.24	0.013	50		06/02/20 16:20	79-01-6	
Vinyl chloride	ND	mg/kg	0.0036	0.00029	1		06/02/20 08:07	75-01-4	
Surrogates									
Dibromofluoromethane (S)	104	%.	73-133		1		06/02/20 08:07	1868-53-7	
Toluene-d8 (S)	97	%.	73-130		1		06/02/20 08:07	2037-26-5	
4-Bromofluorobenzene (S)	89	%.	55-129		1		06/02/20 08:07	460-00-4	
Percent Moisture	Analytical Method: SM 2540G								
	Pace Analytical Services - Indianapolis								
Percent Moisture	**8.1**	%	0.10	0.10	1		05/29/20 14:06		

This report shall not be reproduced, except in full,
without the written consent of Pace Analytical Services, LLC.

7/5/20

Pace Analytical Services, LLC
7726 Moller Road
Indianapolis, IN 46268
(317)228-3100

ANALYTICAL RESULTS

Project: Amphenol
Pace Project No.: 50258090

Sample: FD-1 SL **Lab ID: 50258090033** Collected: 05/26/20 08:00 Received: 05/26/20 17:08 Matrix: Solid

Results reported on a "dry weight" basis and are adjusted for percent moisture, sample size and any dilutions.

Parameters	Results	Units	Report Limit	MDL	DF	Prepared	Analyzed	CAS No.	Qual
8260 MSV 5035A VOA	Analytical Method: EPA 8260								
	Pace Analytical Services - Indianapolis								
1,1-Dichloroethane	ND	mg/kg	0.0050	0.00046	1		05/30/20 05:39	75-34-3	
1,2-Dichloroethane	ND	mg/kg	0.0050	0.00051	1		05/30/20 05:39	107-06-2	
cis-1,2-Dichloroethene	ND	mg/kg	0.0050	0.00048	1		05/30/20 05:39	156-59-2	
trans-1,2-Dichloroethene	ND	mg/kg	0.0050	0.00047	1		05/30/20 05:39	156-60-5	
Methylene Chloride	ND	mg/kg	0.020	0.0049	1		05/30/20 05:39	75-09-2	
Tetrachloroethene	**10.2**	mg/kg	0.22	0.0095	50		06/01/20 14:34	127-18-4	
1,1,1-Trichloroethane	**0.0069**	mg/kg	0.0050	0.00042	1		05/30/20 05:39	71-55-6	
Trichloroethene	ND	mg/kg	0.0050	0.00045	1		05/30/20 05:39	79-01-6	
Vinyl chloride	ND	mg/kg	0.0050	0.000099	1		05/30/20 05:39	75-01-4	
Surrogates									
Dibromofluoromethane (S)	105	%.	73-133		1		05/30/20 05:39	1868-53-7	
Toluene-d8 (S)	104	%.	73-130		1		05/30/20 05:39	2037-26-5	
4-Bromofluorobenzene (S)	92	%.	55-129		1		05/30/20 05:39	460-00-4	
Percent Moisture	Analytical Method: SM 2540G								
	Pace Analytical Services - Indianapolis								
Percent Moisture	**16.8**	%	0.10	0.10	1		05/29/20 14:20		

This report shall not be reproduced, except in full,
without the written consent of Pace Analytical Services, LLC.

4/5/20

Pace Analytical Services, LLC
7726 Moller Road
Indianapolis, IN 46268
(317)228-3100

ANALYTICAL RESULTS

Project: Amphenol
Pace Project No.: 50258090

Sample: FD-2 SL **Lab ID: 50258090034** Collected: 05/26/20 08:00 Received: 05/26/20 17:08 Matrix: Solid

Results reported on a "dry weight" basis and are adjusted for percent moisture, sample size and any dilutions.

Parameters	Results	Units	Report Limit	MDL	DF	Prepared	Analyzed	CAS No.	Qual
8260 MSV 5035A VOA	Analytical Method: EPA 8260								
	Pace Analytical Services - Indianapolis								
1,1-Dichloroethane	**4.8**	mg/kg	0.17	0.0095	50		06/02/20 15:17	75-34-3	
1,2-Dichloroethane	ND	mg/kg	0.0039	0.00040	1		05/30/20 06:10	107-06-2	
cis-1,2-Dichloroethene	**0.044**	mg/kg	0.0039	0.00037	1		05/30/20 06:10	156-59-2	
trans-1,2-Dichloroethene	ND	mg/kg	0.0039	0.00037	1		05/30/20 06:10	156-60-5	
Methylene Chloride	ND	mg/kg	0.016	0.0038	1		05/30/20 06:10	75-09-2	
Tetrachloroethene	**0.022**	mg/kg	0.0039	0.00029	1		05/30/20 06:10	127-18-4	
1,1,1-Trichloroethane	ND	mg/kg	0.0039	0.00033	1		05/30/20 06:10	71-55-6	
Trichloroethene	**0.036**	mg/kg	0.0039	0.00035	1		05/30/20 06:10	79-01-6	
Vinyl chloride	ND	mg/kg	0.0039	0.000077	1		05/30/20 06:10	75-01-4	
Surrogates									
Dibromofluoromethane (S)	102	%.	73-133		1		05/30/20 06:10	1868-53-7	
Toluene-d8 (S)	101	%.	73-130		1		05/30/20 06:10	2037-26-5	
4-Bromofluorobenzene (S)	98	%.	55-129		1		05/30/20 06:10	460-00-4	
Percent Moisture	Analytical Method: SM 2540G								
	Pace Analytical Services - Indianapolis								
Percent Moisture	**7.1**	%	0.10	0.10	1		05/29/20 14:20		

This report shall not be reproduced, except in full,
without the written consent of Pace Analytical Services, LLC.

7/5/20

Pace Analytical Services, LLC
7726 Moller Road
Indianapolis, IN 46268
(317)228-3100

ANALYTICAL RESULTS

Project: Amphenol
Pace Project No.: 50258090

Sample: EB-1 WT **Lab ID: 50258090036** Collected: 05/26/20 15:45 Received: 05/26/20 17:08 Matrix: Water

Parameters	Results	Units	Report Limit	MDL	DF	Prepared	Analyzed	CAS No.	Qual
8260/5030 MSV	Analytical Method: EPA 8260								
	Pace Analytical Services - Indianapolis								
1,1-Dichloroethane	ND	ug/L	5.0	0.41	1		05/29/20 23:39	75-34-3	
1,2-Dichloroethane	ND	ug/L	5.0	0.41	1		05/29/20 23:39	107-06-2	
cis-1,2-Dichloroethene	ND	ug/L	5.0	0.46	1		05/29/20 23:39	156-59-2	
trans-1,2-Dichloroethene	ND	ug/L	5.0	0.32	1		05/29/20 23:39	156-60-5	
Methylene Chloride	ND	ug/L	5.0	0.86	1		05/29/20 23:39	75-09-2	
Tetrachloroethene	ND	ug/L	5.0	0.44	1		05/29/20 23:39	127-18-4	
1,1,1-Trichloroethane	ND	ug/L	5.0	0.40	1		05/29/20 23:39	71-55-6	
Trichloroethene	ND	ug/L	5.0	0.51	1		05/29/20 23:39	79-01-6	
Vinyl chloride	ND	ug/L	2.0	0.28	1		05/29/20 23:39	75-01-4	
Surrogates									
Dibromofluoromethane (S)	108	%.	75-120		1		05/29/20 23:39	1868-53-7	
4-Bromofluorobenzene (S)	102	%.	85-116		1		05/29/20 23:39	460-00-4	
Toluene-d8 (S)	100	%.	83-111		1		05/29/20 23:39	2037-26-5	

This report shall not be reproduced, except in full,
without the written consent of Pace Analytical Services, LLC.

6/5/20

Pace Analytical Services, LLC
7726 Moller Road
Indianapolis, IN 46268
(317)228-3100

ANALYTICAL RESULTS

Project: Amphenol
Pace Project No.: 50258090

Sample: TB-1 WT **Lab ID: 50258090037** Collected: 05/26/20 09:30 Received: 05/26/20 17:08 Matrix: Water

Parameters	Results	Units	Report Limit	MDL	DF	Prepared	Analyzed	CAS No.	Qual
8260/5030 MSV	Analytical Method: EPA 8260								
	Pace Analytical Services - Indianapolis								
1,1-Dichloroethane	ND	ug/L	5.0	0.41	1		05/30/20 00:12	75-34-3	
1,2-Dichloroethane	ND	ug/L	5.0	0.41	1		05/30/20 00:12	107-06-2	
cis-1,2-Dichloroethene	ND	ug/L	5.0	0.46	1		05/30/20 00:12	156-59-2	
trans-1,2-Dichloroethene	ND	ug/L	5.0	0.32	1		05/30/20 00:12	156-60-5	
Methylene Chloride	ND	ug/L	5.0	0.86	1		05/30/20 00:12	75-09-2	
Tetrachloroethene	ND	ug/L	5.0	0.44	1		05/30/20 00:12	127-18-4	
1,1,1-Trichloroethane	ND	ug/L	5.0	0.40	1		05/30/20 00:12	71-55-6	
Trichloroethene	ND	ug/L	5.0	0.51	1		05/30/20 00:12	79-01-6	
Vinyl chloride	ND	ug/L	2.0	0.28	1		05/30/20 00:12	75-01-4	
Surrogates									
Dibromofluoromethane (S)	109	%.	75-120		1		05/30/20 00:12	1868-53-7	
4-Bromofluorobenzene (S)	101	%.	85-116		1		05/30/20 00:12	460-00-4	
Toluene-d8 (S)	98	%.	83-111		1		05/30/20 00:12	2037-26-5	

This report shall not be reproduced, except in full,
without the written consent of Pace Analytical Services, LLC.

7/5/20

LDC #: 48404A1a

SDG #: 50258090

Laboratory: Pace Analytical Services, LLC

VALIDATION COMPLETENESS WORKSHEET

Level III/IV

Date: 07/02/20

Page: 1 of 2

Reviewer: [illegible]

2nd Reviewer: [illegible]

METHOD: GC/MS Volatiles (EPA SW 846 Method 8260C)

The samples listed below were reviewed for each of the following validation areas. Validation findings are noted in attached validation findings worksheets.

	Validation Area		Comments
I.	Sample receipt/Technical holding times	SW/A	Cooler temp = 7.5°C (Insufficient time to cool)
II.	GC/MS Instrument performance check	A	
III.	Initial calibration/ICV	A/A	ICAL ≤ 20% r² ICV ≤ 30%
IV.	Continuing calibration	SW	CCV ≤ 20%
V.	Laboratory Blanks	A	
VI.	Field blanks	ND	EB = 23 TB = 24
VII.	Surrogate spikes	SW	
VIII.	Matrix spike/Matrix spike duplicates	SW	
IX.	Laboratory control samples	SW	LCS
X.	Field duplicates	SW	D = 2/21, 12/22
XI.	Internal standards	SW	
XII.	Compound quantitation RL/LOQ/LODs	A	Not reviewed for Level III validation.
XIII.	Target compound identification	A	Not reviewed for Level III validation.
XIV.	System performance	A	Not reviewed for Level III validation.
XV.	Overall assessment of data	A	

Note: A = Acceptable; N = Not provided/applicable; SW = See worksheet; ND = No compounds detected; R = Rinsate; FB = Field blank; D = Duplicate; TB = Trip blank; EB = Equipment blank; SB=Source blank; OTHER:

** Indicates sample underwent Level IV validation

	Client ID	Lab ID	Matrix	Date
1	GP-1 SL (18.00-18.50)**	50258090001**	Soil	05/26/20
2	GP-1 SL (20.00-20.50)** D1	50258090002**	Soil	05/26/20
3	GP-1 SL (22.00-22.50)**	50258090003**	Soil	05/26/20
4	GP-1 SL (23.25-23.75)**	50258090004**	Soil	05/26/20
5	GP-2 SL (18.00-18.50)**	50258090005**	Soil	05/26/20
6	GP-2 SL (20.00-20.50)**	50258090006**	Soil	05/26/20
7	GP-2 SL (21.00-21.50)**	50258090007**	Soil	05/26/20
8	GP-2 SL (21.50-22.00)**	50258090008**	Soil	05/26/20
9	GP-3 SL (17.75-18.25)**	50258090009**	Soil	05/26/20
10	GP-3 SL (18.75-19.25)**	50258090010**	Soil	05/26/20
11	GP-3 SL (19.75-20.25)**	50258090011**	Soil	05/26/20
12	GP-3 SL (21.25-21.75)** D2	50258090012**	Soil	05/26/20
13	GP-4 SL (16.75-17.25)**	50258090013**	Soil	05/26/20
14	GP-4 SL (21.72-22.25)	50258090014	Soil	05/26/20

LDC #: 48404A1a

VALIDATION COMPLETENESS WORKSHEET

Level III/IV

SDG #: 50258090

Laboratory: Pace Analytical Services, LLC

Date: 08/02/20

Page: 2 of 2

Reviewer: [illegible]

2nd Reviewer: [illegible]

METHOD: GC/MS Volatiles (EPA SW 846 Method 8260)

	Client ID	Lab ID	Matrix	Date
15	GP-4 SL (22.25-22.75)	50258090015	Soil	05/26/20
16	GP-4 SL (27.00-27.50)	50258090016	Soil	05/26/20
17	GP-5 SL (12.50-13.00)	50258090017	Soil	05/26/20
18	GP-5 SL (19.50-20.00)	50258090018	Soil	05/26/20
19	GP-5 SL (20.25-20.75)	50258090019	Soil	05/26/20
20	GP-5 SL (20.75-21.25)	50258090020	Soil	05/26/20
21	FD-1 SL D_1	50258090033	Soil	05/26/20
22	FD-2 SL D_2	50258090034	Soil	05/26/20
23	EB-1 WT	50258090036	Water	05/26/20
24	TB-1 WT	50258090037	Water	05/26/20
25	GP-5 SL (12.50-13.00)MS	50258090017MS	Soil	05/26/20
26	GP-5 SL (12.50-13.00)MSD	50258090017MSD	Soil	05/26/20
27				
28				
29				

Notes:

1	2606307BLANK	5	2604305BLANK	9	2606305BLANK		
2	2604207	6	2603835				
3	2605259	7	2603834				
4	2604257	8	2605354				

LDC #: 48484 A1a

VALIDATION FINDINGS CHECKLIST

Reviewer: JVG
2nd Reviewer: [illegible]

Method: Volatiles (EPA SW 846 Method 8260C)

Validation Area	Yes	No	NA	Findings/Comments
I. Technical holding times				
Were all technical holding times met?	✓			
Was cooler temperature criteria met?	✓	✓		
II. GC/MS Instrument performance check				
Were the BFB performance results reviewed and found to be within the specified criteria?	✓			
Were all samples analyzed within the 12 hour clock criteria?	✓			
IIIa. Initial calibration				
Did the laboratory perform a 5 point calibration prior to sample analysis?	✓			
Were all percent relative standard deviations (%RSD) ≤ 20% and relative response factors (RRF) within method criteria?	✓			
Was a curve fit used for evaluation? If yes, did the initial calibration meet the curve fit acceptance criteria of ≥ 0.990?	✓			
IIIb. Initial Calibration Verification				
Was an initial calibration verification standard analyzed after each initial calibration for each instrument?	✓			
Were all percent differences (%D) ≤ 30%?	✓			
IV. Continuing calibration				
Was a continuing calibration standard analyzed at least once every 12 hours for each instrument?	✓			
Were all percent differences (%D) ≤ 20% and relative response factors (RRF) within method criteria?		✓		
V. Laboratory Blanks				
Was a laboratory blank associated with every sample in this SDG?	✓			
Was a laboratory blank analyzed at least once every 12 hours for each matrix and concentration?	✓			
Was there contamination in the laboratory blanks?		✓		
VI. Field blanks				
Were field blanks were identified in this SDG?	✓			
Were target compounds detected in the field blanks?		✓		
VII. Surrogate spikes				
Were all surrogate percent recovery (%R) within QC limits?		✓		
If the percent recovery (%R) for one or more surrogates was out of QC limits, was a reanalysis performed to confirm samples with %R outside of criteria?	✓			
VIII. Matrix spike/Matrix spike duplicates				
Were matrix spike (MS) and matrix spike duplicate (MSD) analyzed in this SDG?	✓			
Were the MS/MSD percent recoveries (%R) and the relative percent differences (RPD) within the QC limits?		✓		

LDC #: 48404 A1a

VALIDATION FINDINGS CHECKLIST

Reviewer: JVG
2nd Reviewer: V

Validation Area	Yes	No	NA	Findings/Comments
IX. Laboratory control samples				
Was an LCS analyzed per analytical batch?	✓			
Were the LCS percent recoveries (%R) and relative percent difference (RPD) within the QC limits?		✓		
X. Field duplicates				
Were field duplicate pairs identified in this SDG?	✓			
Were target compounds detected in the field duplicates?	✓			
XI. Internal standards				
Were internal standard area counts within -50% to +100% of the associated calibration standard?	✓	✓		
Were retention times within ± 30 seconds of the associated calibration standard?	✓			
XII. Compound quantitation				
Did the laboratory LOQs/RLs meet the QAPP LOQs/RLs?	✓			
Were the correct internal standard (IS), quantitation ion and relative response factor (RRF) used to quantitate the compound?	✓			
Were compound quantitation and RLs adjusted to reflect all sample dilutions and dry weight factors applicable to level IV validation?	✓			
XIII. Target compound identification				
Were relative retention times (RRT's) within ± 0.06 RRT units of the standard?	✓			
Did compound spectra meet specified EPA "Functional Guidelines" criteria?	✓			
Were chromatogram peaks verified and accounted for?	✓			
XIV. System performance				
System performance was found to be acceptable.	✓			
XV. Overall assessment of data				
Overall assessment of data was found to be acceptable.	✓			

TARGET COMPOUND WORKSHEET

METHOD: VOA

A. Chloromethane	AA. Tetrachloroethene	AAA. 1,3,5-Trimethylbenzene	AAAA. Ethyl tert-butyl ether	A1. 1,3-Butadiene	A2.
B. Bromomethane	BB. 1,1,2,2-Tetrachloroethane	BBB. 4-Chlorotoluene	BBBB. tert-Amyl methyl ether	B1. Hexane	B2.
C. Vinyl choride	CC. Toluene	CCC. tert-Butylbenzene	CCCC. 1-Chlorohexane	C1. Heptane	C2.
D. Chloroethane	DD. Chlorobenzene	DDD. 1,2,4-Trimethylbenzene	DDDD. Isopropyl alcohol	D1. Propylene	D2.
E. Methylene chloride	EE. Ethylbenzene	EEE. sec-Butylbenzene	EEEE. Acetonitrile	E1. Freon 11	E2.
F. Acetone	FF. Styrene	FFF. 1,3-Dichlorobenzene	FFFF. Acrolein	F1. Freon 12	F2.
G. Carbon disulfide	GG. Xylenes, total	GGG. p-Isopropyltoluene	GGGG. Acrylonitrile	G1. Freon 113	G2.
H. 1,1-Dichloroethene	HH. Vinyl acetate	HHH. 1,4-Dichlorobenzene	HHHH. 1,4-Dioxane	H1. Freon 114	H2.
I. 1,1-Dichloroethane	II. 2-Chloroethylvinyl ether	III. n-Butylbenzene	IIII. Isobutyl alcohol	I1. 2-Nitropropane	I2.
J. 1,2-Dichloroethene, total	JJ. Dichlorodifluoromethane	JJJ. 1,2-Dichlorobenzene	JJJJ. Methacrylonitrile	J1. Dimethyl disulfide	J2.
K. Chloroform	KK. Trichlorofluoromethane	KKK. 1,2,4-Trichlorobenzene	KKKK. Propionitrile	K1. 2,3-Dimethyl pentane	K2.
L. 1,2-Dichloroethane	LL. Methyl-tert-butyl ether	LLL. Hexachlorobutadiene	LLLL. Ethyl ether	L1. 2,4-Dimethyl pentane	L2.
M. 2-Butanone	MM. 1,2-Dibromo-3-chloropropane	MMM. Naphthalene	MMMM. Benzyl chloride	M1. 3,3-Dimethyl pentane	M2.
N. 1,1,1-Trichloroethane	NN. Methyl ethyl ketone	NNN. 1,2,3-Trichlorobenzene	NNNN. Iodomethane	N1. 2-Methylpentane	N2.
O. Carbon tetrachloride	OO. 2,2-Dichloropropane	OOO. 1,3,5-Trichlorobenzene	OOOO.1,1-Difluoroethane	O1. 3-Methylpentane	O2.
P. Bromodichloromethane	PP. Bromochloromethane	PPP. trans-1,2-Dichloroethene	PPPP. Tetrahydrofuran	P1. 3-Ethylpentane	P2.
Q. 1,2-Dichloropropane	QQ. 1,1-Dichloropropene	QQQ. cis-1,2-Dichloroethene	QQQQ. Methyl acetate	Q1. 2,2-Dimethylpentane	Q2.
R. cis-1,3-Dichloropropene	RR. Dibromomethane	RRR. m,p-Xylenes	RRRR. Ethyl acetate	R1. 2,2,3- Trimethylbutane	R2.
S. Trichloroethene	SS. 1,3-Dichloropropane	SSS. o-Xylene	SSSS. Cyclohexane	S1. 2,2,4-Trimethylpentane	S2.
T. Dibromochloromethane	TT. 1,2-Dibromoethane	TTT. 1,1,2-Trichloro-1,2,2-trifluoroethane	TTTT. Methylcyclohexane	T1. 2-Methylhexane	T2.
U. 1,1,2-Trichloroethane	UU. 1,1,1,2-Tetrachloroethane	UUU. 1,2-Dichlorotetrafluoroethane	UUUU. Allyl chloride	U1. Nonanal	U2.
V. Benzene	VV. Isopropylbenzene	VVV. 4-Ethyltoluene	VVVV. Methyl methacrylate	V1. 2-Methylnaphthalene	V2.
W. trans-1,3-Dichloropropene	WW. Bromobenzene	WWW. Ethanol	WWWW. Ethyl methacrylate	W1. Methanol	W2.
X. Bromoform	XX. 1,2,3-Trichloropropane	XXX. Di-isopropyl ether	XXXX. cis-1,4-Dichloro-2-butene	X1. 1,2,3-Trimethylbenzene	X2.
Y. 4-Methyl-2-pentanone	YY. n-Propylbenzene	YYY. tert-Butanol	YYYY. trans-1,4-Dichloro-2-butene	Y1. 2-Propanol	Y2.
Z. 2-Hexanone	ZZ. 2-Chlorotoluene	ZZZ. tert-Butyl alcohol	ZZZZ. Pentachloroethane	Z1.	Z2.

LDC #: 48404A1a

VALIDATION FINDINGS WORKSHEET
Continuing Calibration

Page: 1 of 1
Reviewer: JVG
2nd Reviewer: 4

METHOD: GC/MS VOA (EPA SW 846 Method 8260C)

Please see qualifications below for all questions answered "N". Not applicable questions are identified as "N/A".

Y N N/A Was a continuing calibration standard analyzed at least once every 12 hours for each instrument?

Y N N/A Were percent differences (%D) ≤20 % and relative response factors (RRF) within the method criteria?

#	Date	Standard ID	Compound	Finding %D (Limit: ≤20.0%)	Finding RRF (Limit)	Associated Samples	Qualifications
	05/29/20	052920.B\A01CCV	E	24.6264		1-6, 8, MB6 (ND)	J/UJ/A
	05/29/20	052920.B\B01CCV	E	40.3708		9, 12-14, MB7 (ND)	
	06/01/20	060120.B\A02LCSSCCV	E	39.5702		15, 16, 18, MB8 (ND)	

Note: * = Ave RRF failed method criteria but within validation criteria

LDC #: 48404 A1a

VALIDATION FINDINGS WORKSHEET
Surrogate Spikes

Page: 1 of 1
Reviewer: JVG
2nd Reviewer: [illegible]

METHOD: GC/MS VOA (EPA SW 846 Method 8260C)

Please see qualifications below for all questions answered "N". Not applicable questions are identified as "N/A".

Y (N) N/A Were all surrogate %R within QC limits?

(Y) N N/A If the percent recovery (%R) for one or more surrogates was out of QC limits, was a reanalysis performed to confirm samples with %R outside of criteria?

#	Date	Sample ID	Surrogate	%Recovery (Limits)	Qualifications
		5 (MD)	DFM	63 (73-133)	J/UJ/A (qual all except AA)
				( )	
		12 (MD + Dup)	TOL	131 (73-130)	J dets/A (qual all except I, QQQ, S
				( )	
				( )	
				( )	
				( )	
				( )	
				( )	
				( )	
				( )	
				( )	
				( )	
				( )	
				( )	
				( )	
				( )	
				( )	
				( )	
				( )	
				( )	
				( )	
				( )	

(TOL) = Toluene-d8 (DCE) = 1,2-Dichloroethane-d4
(BFB) = Bromofluorobenzene (DFM) = Dibromofluoromethane

LDC #: 48404 A1a

VALIDATION FINDINGS WORKSHEET
Matrix Spike/Matrix Spike Duplicates

Page: 1 of 1
Reviewer: JVG
2nd Reviewer: [illegible]

METHOD : GC/MS VOA (EPA SW 846 Method 8260C)
Please see qualifications below for all questions answered "N". Not applicable questions are identified as "N/A".

Y N N/A Were a matrix spike (MS) and matrix spike duplicate (MSD) analyzed for each matrix in this SDG? If no, indicate which matrix does not have an associated MS/MSD. Soil / Water.

Y N N/A Was a MS/MSD analyzed every 20 samples of each matrix?

Y N N/A Were the MS/MSD percent recoveries (%R) and the relative percent differences (RPD) within the QC limits?

#	Date	MS/MSD ID	Compound	MS %R (Limits)	MSD %R (Limits)	RPD (Limits)	Associated Samples	Qualifications
		25/26	N	161 (48-141)	161 (48-141)	( )	17 (ND)	J det /A
			I	169 (22-160)	178 (22-160)	( )		
			L	167 (35-142)	175 (35-142)	( )		
			QQQ	( )	148 (30-143)	( )		
			E	167 (24-158)	185 (24-158)	( )		
			C	( )	169 (21-155)	( )		
			I	( )	( )	21 (20)		
			E	( )	( )	26 ( )		
			C	( )	( )	28 ( )		
				( )	( )	( )		
				( )	( )	( )		
				( )	( )	( )		
				( )	( )	( )		
				( )	( )	( )		
				( )	( )	( )		
				( )	( )	( )		
				( )	( )	( )		
				( )	( )	( )		
				( )	( )	( )		
				( )	( )	( )		
				( )	( )	( )		
				( )	( )	( )		
				( )	( )	( )		
				( )	( )	( )		
				( )	( )	( )		

LDC #: 48464A1a

VALIDATION FINDINGS WORKSHEET
Laboratory Control Samples (LCS)

Page: 1 of 1
Reviewer: JVG
2nd Reviewer: [illegible]

METHOD: GC/MS VOA (EPA SW 846 Method 8260C)
Please see qualifications below for all questions answered "N". Not applicable questions are identified as "N/A".

Y N N/A Was a LCS required?
Y N N/A Were the LCS percent recoveries (%R) and relative percent difference (RPD) within the QC limits?

#	LCS/LCSD ID	Compound	LCS %R (Limits)	LCSD %R (Limits)	RPD (Limits)	Associated Samples	Qualifications
	2605355 LCS	E	140 (62-137)	( )	( )	15, 16, 18, MB8 (ND)	J detects/p
			( )	( )	( )		
			( )	( )	( )		
			( )	( )	( )		
			( )	( )	( )		
			( )	( )	( )		
			( )	( )	( )		
			( )	( )	( )		
			( )	( )	( )		
			( )	( )	( )		
			( )	( )	( )		
			( )	( )	( )		
			( )	( )	( )		
			( )	( )	( )		
			( )	( )	( )		
			( )	( )	( )		
			( )	( )	( )		
			( )	( )	( )		
			( )	( )	( )		
			( )	( )	( )		
			( )	( )	( )		
			( )	( )	( )		
			( )	( )	( )		
			( )	( )	( )		
			( )	( )	( )		

LDC #: 48404A1a

VALIDATION FINDINGS WORKSHEET
Field Duplicates

Reviewer: JVG
2nd reviewer: [illegible]

METHOD: GC/MS VOA (EPA SW 846 Method 8260C)
Y N NA Were field duplicate pairs identified in this SDG?
Y N NA Were target compounds identified in the field duplicate pairs?

Compound	Concentration (mg/Kg)		RPD
	2	21	
AA	6.4	10.2	46
N	0.0045U	0.0069	NC

Compound	Concentration (mg/Kg)		RPD
	12	22	
I	6.1	4.8	24
QQQ	0.38	0.044	158
AA	0.14	0.022	146
S	1.4	0.036	190

V:\Josephine\FIELD DUPLICATES\48404A1a iwm amphenol.wpd

LDC #: 48404A1a

VALIDATION FINDINGS WORKSHEET
Internal Standards

Page: 1 of 1
Reviewer: JVG
2nd Reviewer: [illegible]

METHOD: GC/MS VOA (EPA SW 846 Method 8260C)

Please see qualifications below for all questions answered "N". Not applicable questions are identified as "N/A".

Y (N) N/A Were all internal standard area counts within -50 to +100% of the associated calibration standard?

(Y) N N/A Were the retention times of the internal standards within +/- 30 seconds of the retention times of the associated calibration standard?

#	Date	Sample ID	Internal Standard	Area (Limits)	RT (Limits)	Qualifications
		4 (Det)	CBZ	82827 (92458.5-36983)	34)	J/UJ/A
		8 (Det)	CBZ	88156		
		13 (ND)	FBZ	56782 (84107-33648)	28)	

(BCM) = Bromochloromethane
(DFB) = 1,4-Difluorobenzene
(CBZ) = Chlorobenzene-d5
(PFB) = Pentafluorobenzene
(4DCB) = 1,4-Dichlorobenzene-d4
(2DCB) = 1,2-Dichlorobenzene-d4
(FBZ) = Fluorobenzene
(TBA) = Tert butyl alcohol-d9
(BUT) = 2-Butanone-d5

CBZ qual = AA
FBZ qual = C, E, I, L, N, S, PPP, QQQ

INTST.wpd

LDC #: 48404A1a

VALIDATION FINDINGS WORKSHEET
Initial Calibration Calculation Verification

Reviewer: JVG
2nd Reviewer: [illegible]

METHOD: GC/MS VOA (EPA SW 846 Method 8260C)

The Relative Response Factor (RRF), average RRF, and percent relative standard deviation (%RSD) were recalculated for the compounds identified below using the following calculations:

$RRF = (A_x)(C_{is})/(A_{is})(C_x)$ — A_x = Area of Compound — A_{is} = Area of associated internal standard

average RRF = sum of the RRFs/number of standards — C_x = Concentration of compound, — C_{is} = Concentration of internal standard

%RSD = 100 * (S/X) — S= Standard deviation of the RRFs, — X = Mean of the RRFs

#	Standard ID	Calibration Date	Compound (IS)	Reported RRF (RRF 50 std)	Recalculated RRF (RRF 50 std)	Reported Average RRF (Initial)	Recalculated Average RRF (Initial)	Reported %RSD	Recalculated %RSD
1	ICAL 50MV5A	6/1/2020	cis-1,2-DCE (FBZ)	0.35110	0.35110	0.31112	0.31112	19.76	19.76
			Tetrachloroethene (CBZ)	see r2 calc					
2	ICAL 50MV5B	6/1/2020	cis-1,2-DCE (FBZ)	0.28197	0.28197	0.27785	0.27785	8.5	8.5
			Tetrachloroethene (CBZ)	0.47071	0.47071	0.44232	0.44232	15.22	15.22
3	ICAL 50MV8	5/21/2020	cis-1,2-DCE (FBZ)	1.31047	1.31047	1.44851	1.44851	10.8	10.8
			Tetrachloroethene (CBZ)	2.71666	2.71666	2.87997	2.87997	12.55	12.55

LDC#: 48404A1a

VALIDATION FINDINGS WORKSHEET
Initial Calibration Calculation Verification

Reviewer: JVG
2nd Reviewer: [illegible]

Method: VOA (EPA SW846 Method 8260C)

Calibration Date	Instrument	Compound	Standard	(Y) Response ratio	(X) Concentration ratio
6/1/2020	50MV5A	Tetrachloroethene (CBZ)	2	0.01537	0.040
			5	0.04488	0.100
			10	0.08163	0.200
			20	0.29215	0.400
			50	0.62842	1.000
			150	1.70825	3.000
			300	3.23811	6.000

Regression Output		Calculated	Reported
Constant	b =	0.027574	-0.00525
R Squared	r2 =	0.99818	0.99186
X Coefficient(s)	m =	0.54151	0.56290
Correlation Coefficient		0.999089	
Coefficient of Determination (r^2)		0.998179	0.991860

LDC # 48404A1a

VALIDATION FINDINGS WORKSHEET
Continuing Calibration Calculation Verification

Reviewer: JVG
2nd Reviewer: [illegible]

METHOD: GC/MS VOA (EPA SW 846 Method 8260C)

The percent difference (%D) of the initial calibration average Relative Response Factors (RRFs) and the continuing calibration RRFs were recalculated for the compounds identified below using the following calculation:

% Difference = 100 * (ave. RRF - RRF)/ave. RRF
RRF = (Ax)(Cis)/(Ais)(Cx)

Where:
ave. RRF = initial calibration average RRF
RRF = continuing calibration RRF
Ax = Area of compound,
Cx = Concentration of compound,
Ais = Area of associated internal standar
Cis = Concentration of internal standard

#	Standard ID	Calibration Date	Compound (IS)	Average RRF (Initial)	Reported RRF (CCV)	Recalculated RRF (CCV)	Reported % D	Recalculated %D
1	A060120CAL.B\C02LCSMSCCV 50MV54A	6/1/2020	cis-1,2-DCE (FBZ)	0.31112	0.30096	0.30096	3.3	3.3
			Tetrachloroethene (CBZ)	50.0000	44.1606	44.1606	11.7	11.7
2	A060220.B\A01CCV 50MV5A	6/2/2020	cis-1,2-DCE (FBZ)	0.31112	0.30933	0.30933	0.6	0.6
			Tetrachloroethene (CBZ)	50.00000	47.53666	47.53666	4.9	4.9
3	B060120CAL.B\D02LCSSCCV 50MV5B	6/1/2020	cis-1,2-DCE (FBZ)	0.27785	0.31974	0.31974	15.1	15.1
			Tetrachloroethene (CBZ)	0.44232	0.49675	0.49675	12.3	12.3
4	052920.B\A01CCV 50MV8	5/29/2020	cis-1,2-DCE (FBZ)	1.44851	1.18825	1.18825	18.0	18.0
			Tetrachloroethene (CBZ)	2.87997	2.63163	2.63163	8.6	8.6
4	052920.B\B01CCV 50MV8	5/29/2020	cis-1,2-DCE (FBZ)	1.44851	1.28692	1.28692	11.2	11.2
			Tetrachloroethene (CBZ)	2.87997	2.75073	2.75073	4.5	4.5

LDC #: 48464 A1a

VALIDATION FINDINGS WORKSHEET
Surrogate Results Verification

Reviewer: JVG
2nd reviewer: ⊃

METHOD: GC/MS VOA (EPA SW 846 Method 8260C)

The percent recoveries (%R) of surrogates were recalculated for the compounds identified below using the following calculation:

% Recovery: SF/SS * 100

Where: SF = Surrogate Found
SS = Surrogate Spiked

Sample ID: #1

	Surrogate Spiked	Surrogate Found	Percent Recovery Reported	Percent Recovery Recalculated	Percent Difference
Dibromofluoromethane	50.0	39.7	79	79	0
1,2-Dichloroethane-d4					
Toluene-d8		53.6	107	107	
Bromofluorobenzene		43.3	87	87	

Sample ID:

	Surrogate Spiked	Surrogate Found	Percent Recovery Reported	Percent Recovery Recalculated	Percent Difference
Dibromofluoromethane					
1,2-Dichloroethane-d4					
Toluene-d8					
Bromofluorobenzene					

Sample ID:

	Surrogate Spiked	Surrogate Found	Percent Recovery Reported	Percent Recovery Recalculated	Percent Difference
Dibromofluoromethane					
1,2-Dichloroethane-d4					
Toluene-d8					
Bromofluorobenzene					

Sample ID:

	Surrogate Spiked	Surrogate Found	Percent Recovery Reported	Percent Recovery Recalculated	Percent Difference
Dibromofluoromethane					
1,2-Dichloroethane-d4					
Toluene-d8					
Bromofluorobenzene					

Sample ID:

	Surrogate Spiked	Surrogate Found	Percent Recovery Reported	Percent Recovery Recalculated	Percent Difference
Dibromofluoromethane					
1,2-Dichloroethane-d4					
Toluene-d8					
Bromofluorobenzene					

LDC #: 48484 A1K

VALIDATION FINDINGS WORKSHEET
Matrix Spike/Matrix Spike Duplicates Results Verification

Reviewer: JVG
2nd Reviewer: [illegible]

METHOD: GC/MS VOA (EPA SW 846 Method 8260C)

The percent recoveries (%R) and Relative Percent Difference (RPD) of the matrix spike and matrix spike duplicate were recalculated for the compounds identified below using the following calculation:

% Recovery = 100 * (SSC - SC)/SA Where: SSC = Spiked sample concentration; SA = Spike added; SC = Sample concentration

RPD = I MSC - MSC I * 2/(MSC + MSDC) MSC = Matrix spike concentration MSDC = Matrix spike duplicate concentration

MS/MSD sample: 25/26

Compound	Spike Added (mg/kg)		Sample Concentration (mg/kg)	Spiked Sample Concentration (mg/kg)		Matrix Spike Percent Recovery		Matrix Spike Duplicate Percent Recovery		MS/MSD RPD	
	MS	MSD	------	MS	MSD	Reported	Recalc.	Reported	Recalc.	Reported	Recalc.
1,1-Dichloroethene[a]	0.043	0.049	0	0.072	0.089	169	169	178	178	21	21
Trichloroethene	↓	↓	0.0059	0.053	0.059	111	111	106	106	10	11
Benzene											
Toluene											
Chlorobenzene											

Comments: Refer to Matrix Spike/Matrix Spike Duplicates findings worksheet for list of qualifications and associated samples when reported results do not agree within 10.0% of the recalculated results.

LDC #: 48404 A1a

VALIDATION FINDINGS WORKSHEET
Laboratory Control Sample Results Verification

Reviewer: JVG
2nd Reviewer:

METHOD: GC/MS VOA (EPA SW 846 Method 8260C)

The percent recoveries (%R) and Relative Percent Difference (RPD) of the laboratoy control sample and laboratory control sample duplicate (if applicable) were recalculated for the compounds identified below using the following calculation:

% Recovery = 100 * SSC/SA Where: SSC = Spiked sample concentration
SA = Spike added

RPD = I LCSC - LCSDC I * 2/(LCSC + LCSDC) LCSC = Laboratory control sample concentration LCSDC = Laboratory control sample duplicate concentration

LCS ID: 2603816 LCS

Compound	Spike Added (mg/kg)		Spiked Sample Concentration (mg/kg)		LCS Percent Recovery		LCSD Percent Recovery		LCS/LCSD RPD	
	LCS	LCSD	LCS	LCSD	Reported	Recalc.	Reported	Recalc.	Reported	Recalc.
1,1-Dichloroethene	0.050	NA	0.048	NA	96	96				
Trichloroethene	↓	↓	0.051	↓	102	102				
Benzene										
Toluene										
Chlorobenzene										

Comments: Refer to Laboratory Control Sample findings worksheet for list of qualifications and associated samples when reported results do not agree within 10.0% of the recalculated results.

LDC #: 48404A1a

VALIDATION FINDINGS WORKSHEET
Sample Calculation Verification

Reviewer: JVG
2nd reviewer: [illegible]

METHOD: GC/MS VOA (EPA SW 846 Method 8260C)

Y N N/A Were all reported results recalculated and verified for all level IV samples?
Y N N/A Were all recalculated results for detected target compounds agree within 10.0% of the reported results?

Concentration = $\frac{(A_x)(I_s)(V_p)(DF)}{(A_{is})(RRF)(V_o)(\%S)}$

A_x = Area of the characteristic ion (EICP) for the compound to be measured

A_{is} = Area of the characteristic ion (EICP) for the specific internal standard

I_s = Amount of internal standard added in nanograms (ng)

RRF = Relative response factor of the calibration standard.

V_o = Volume or weight of sample purged in milliliters (ml) or grams (g).

V_p = Purge Volume

%S = Percent solids, applicable to soils and solid matrices only.

Example:

Sample I.D. 6, AA:

Conc. = $\frac{(278804)(50)(5\,ml)(5000)}{(135159)(2.87997)(6.275g)(0.836)(1000)}$

= 170.669

≈ 171 mg/kg

#	Sample ID	Compound	Reported Concentration (mg/kg)	Calculated Concentration (mg/kg)	Qualification
	6	AA	171	171	—

LABORATORY DATA CONSULTANTS, INC.
2701 Loker Ave. West, Suite 220, Carlsbad, CA 92010 Bus: 760-827-1100 Fax: 760-827-1099

IWM Consulting Group
7428 Rockville Road
Indianapolis, IN 46214
ATTN: Brad Gentry
bgentry@iwmconsult.com

July 22, 2020

SUBJECT: Former Amphenol Facility, On-Site Soil, Data Validation

Dear Mr. Gentry,

Enclosed is the final validation report for the fraction listed below. This SDG was received on June 22, 2020. Attachment 1 is a summary of the samples that were reviewed for analysis.

LDC Project #48404_B:

SDG #	**Fraction:**
50258245	Volatiles

The data validation was performed under Level III guidelines. The analyses were validated using the following documents, as applicable to each method:

- On-Site Soil Investigation Work Plan, Franklin Power Products, Inc./Amphenol Corporation, Franklin, Indiana; February 2020
- USEPA National Functional Guidelines for Organic Superfund Methods Data Review; January 2017
- EPA SW 846, Third Edition, Test Methods for Evaluating Solid Waste, update 1, July 1992; update IIA, August 1993; update II, September 1994; update IIB, January 1995; update III, December 1996; update IIIA, April 1998; IIIB, November 2004; update IV, February 2007; update V, July 2014

Please feel free to contact us if you have any questions.

Sincerely,

Pei Geng

Pei Geng
pgeng@lab-data.com
Project Manager/Senior Chemist

Email DVR/cc: cparks@iwmconsult.com

274 pages-DL

Attachment 1

90/10 Level III/IV LDC #48404 (IWM Consulting Group - Indianapolis, IN / Former Amphenol Facility, On-Site Soil)

LDC	SDG#	DATE REC'D	(3) DATE DUE	(9) VOA (8260)																																	
Matrix:	Water/Soil			W	S	W	S	W	S	W	S	W	S	W	S	W	S	W	S	W	S	W	S	W	S	W	S	W	S	W	S	W	S	W	S	W	S
A	50258090	06/22/20	07/14/20	2	9																																
A	50258090	06/22/20	07/14/20	0	13																																
B	50258245	06/22/20	07/14/20	2	40																																
C	50258418	06/22/20	07/14/20	2	45																																
D	50259488	06/22/20	07/14/20	0	13																																
E	50259772	06/22/20	07/14/20	0	4																																
Total	T/PG			6	124	0	0	0	0	0	0	0	0	0	0	0	0	0	0	0	0	0	0	0	0	0	0	0	0	0	0	0	0	0	0	0	130

Shaded cells indicate Level IV validation (all other cells are Level III validation). These counts do not include MS, MSD, Dups.

L:\IWM\Former Amphenol\48404ST-Onsite Soil.wpd

Laboratory Data Consultants, Inc.
Data Validation Report

Project/Site Name: Former Amphenol Facility, On-Site Soil

LDC Report Date: July 8, 2020

Parameters: Volatiles

Validation Level: Level III

Laboratory: Pace Analytical Services, LLC

Sample Delivery Group (SDG): 50258245

Sample Identification	Laboratory Sample Identification	Matrix	Collection Date
GP-9 SL (19.00-19.50)	50258245001	Soil	05/27/20
GP-9 SL (20.75-21.25)	50258245002	Soil	05/27/20
GP-9 SL (22.00-22.50)	50258245003	Soil	05/27/20
GP-9 SL (22.50-23.00)	50258245004	Soil	05/27/20
GP-10 SL (18.75-19.25)	50258245005	Soil	05/27/20
GP-10 SL (19.75-20.25)	50258245006	Soil	05/27/20
GP-10 SL (22.75-23.25)	50258245007	Soil	05/27/20
GP-10 SL (23.65-24.15)	50258245008	Soil	05/27/20
GP-11 SL (21.00-21.50)	50258245009	Soil	05/27/20
GP-11 SL (22.75-23.25)	50258245010	Soil	05/27/20
GP-11 SL (23.75-24.25)	50258245011	Soil	05/27/20
GP-11 SL (24.75-25.25)	50258245012	Soil	05/27/20
GP-12 SL (4.25-4.75)	50258245013	Soil	05/27/20
GP-12 SL (16.00-16.50)	50258245014	Soil	05/27/20
GP-12 SL (23.25-23.75)	50258245015	Soil	05/27/20
GP-12 SL (24.00-24.50)	50258245016	Soil	05/27/20
GP-13 SL (14.00-14.50)	50258245017	Soil	05/27/20
GP-13 SL (18.75-19.25)	50258245018	Soil	05/27/20
GP-13 SL (23.00-23.50)	50258245019	Soil	05/27/20
GP-13 SL (23.50-24.00)	50258245020	Soil	05/27/20
GP-14 SL (18.75-19.25)	50258245021	Soil	05/27/20
GP-14 SL (19.75-20.25)	50258245022	Soil	05/27/20
GP-14 SL (22.00-23.00)	50258245023	Soil	05/27/20
GP-14 SL (24.00-24.50)	50258245024	Soil	05/27/20
GP-15 SL (13.00-13.50)	50258245025	Soil	05/27/20
GP-15 SL (19.75-20.25)	50258245026	Soil	05/27/20
GP-15 SL (22.00-22.50)	50258245027	Soil	05/27/20

Sample Identification	Laboratory Sample Identification	Matrix	Collection Date
GP-15 SL (23.00-23.50)	50258245028	Soil	05/27/20
GP-16 SL (18.75-19.25)	50258245029	Soil	05/27/20
GP-16 SL (22.50-23.00)	50258245030	Soil	05/27/20
GP-16 SL (23.25-23.75)	50258245031	Soil	05/27/20
GP-16 SL (23.85-24.35)	50258245032	Soil	05/27/20
GP-17 SL (13.50-14.00)	50258245033	Soil	05/27/20
GP-17 SL (16.75-17.25)	50258245034	Soil	05/27/20
GP-17 SL (22.35-22.85)	50258245035	Soil	05/27/20
GP-17 SL (22.85-23.35)	50258245036	Soil	05/27/20
FD-4 SL	50258245037	Soil	05/27/20
FD-5 SL	50258245038	Soil	05/27/20
FD-6 SL	50258245039	Soil	05/27/20
FD-7 SL	50258245040	Soil	05/27/20
TB-2	50258245041	Water	05/27/20
EB-2 WT	50258245042	Water	05/27/20
GP-13 SL (14.00-14.50)MS	50258245017MS	Soil	05/27/20
GP-13 SL (14.00-14.50)MSD	50258245017MSD	Soil	05/27/20

**Indicates sample underwent Level IV validation

Introduction

This Data Validation Report (DVR) presents data validation findings and results for the associated samples listed on the cover page. Data validation was performed in accordance with the cover page. Data validation was performed in accordance with the On-Site Soil Investigation Work Plan, Franklin Power Products, Inc./Amphenol Corporation, Franklin, Indiana (February 2020) and a modified outline of the USEPA National Functional Guidelines (NFG) for Organic Superfund Methods Data Review (January 2017). Where specific guidance was not available, the data has been evaluated in a conservative manner consistent with industry standards using professional experience.

The analyses were performed by the following method:

Volatile Organic Compounds (VOCs) by Environmental Protection Agency (EPA) SW 846 Method 8260C

All sample results were subjected to Level III data validation, which comprises an evaluation of quality control (QC) summary results.

The following are definitions of the data qualifiers utilized during data validation:

J (Estimated): The compound or analyte was analyzed for and positively identified by the laboratory; however the reported concentration is estimated due to non-conformances discovered during data validation.

U (Non-detected): The compound or analyte was analyzed for and positively identified by the laboratory; however the compound or analyte should be considered non-detected at the reported concentration due to the presence of contaminants detected in the associated blank(s).

UJ (Non-detected estimated): The compound or analyte was reported as not detected by the laboratory; however the reported quantitation/detection limit is estimated due to non-conformances discovered during data validation.

R (Rejected): The sample results were rejected due to gross non-conformances discovered during data validation. Data qualified as rejected is not usable.

NA (Not Applicable): The non-conformance discovered during data validation demonstrates a high bias, while the affected compound or analyte in the associated sample(s) was reported as not detected by the laboratory and did not warrant the qualification of the data.

A qualification summary table is provided at the end of this report if data has been qualified. Flags are classified as P (protocol) or A (advisory) to indicate whether the flag is due to a laboratory deviation from a specified protocol or is of technical advisory nature.

I. Sample Receipt and Technical Holding Times

All samples were received in good condition and cooler temperatures upon receipt met validation criteria.

All technical holding time requirements were met.

II. GC/MS Instrument Performance Check

A bromofluorobenzene (BFB) tune was performed at 12 hour intervals.

All ion abundance requirements were met.

III. Initial Calibration and Initial Calibration Verification

An initial calibration was performed as required by the method.

For compounds where average relative response factors (RRFs) were utilized, the percent relative standard deviations (%RSD) were less than or equal to 20.0%.

In the case where the laboratory used a calibration curve to evaluate the compounds, all coefficients of determination (r^2) were greater than or equal to 0.990.

Average relative response factors (RRF) for all compounds were within validation criteria.

The percent differences (%D) of the initial calibration verification (ICV) standard were less than or equal to 30.0% for all compounds.

IV. Continuing Calibration

Continuing calibration was performed at the required frequencies.

The percent differences (%D) were less than or equal to 20.0% for all compounds with the following exceptions:

Date	Compound	%D	Associated Samples	Flag	A or P
06/02/20	Vinyl chloride	21.5440	GP-10 SL (18.75-19.25) GP-10 SL (19.75-20.25) GP-10 SL (22.75-23.25) GP-11 SL (21.00-21.50) GP-11 SL (22.75-23.25) GP-11 SL (24.75-25.25) GP-14 SL (19.75-20.25) GP-16 SL (22.50-23.00) GP-16 SL (23.25-23.75) FD-4 SL	UJ (all non-detects)	A
06/03/20	1,1,1-Trichloroethane	31.0034	FD-6 SL FD-7 SL	J (all detects)	A

All of the continuing calibration relative response factors (RRF) were within validation criteria.

V. Laboratory Blanks

Laboratory blanks were analyzed as required by the method. No contaminants were found in the laboratory blanks.

VI. Field Blanks

Sample TB-2 was identified as a trip blank. No contaminants were found.

Sample EB-2 WT was identified as an equipment blank. No contaminants were found.

VII. Surrogates

Surrogates were added to all samples as required by the method. All surrogate recoveries (%R) were within QC limits.

VIII. Matrix Spike/Matrix Spike Duplicates

Matrix spike (MS) and matrix spike duplicate (MSD) sample analysis was performed on an associated project sample. Percent recoveries (%R) were within QC limits. Relative percent differences (RPD) were within QC limits.

IX. Laboratory Control Samples

Laboratory control samples (LCS) were analyzed as required by the method. Percent recoveries (%R) were within QC limits.

X. Field Duplicates

Samples GP-10 SL (22.75-23.25) and FD-4 SL, samples GP-13 SL (18.75-19.25) and FD-5 SL, samples GP-15 SL (19.75-20.25) and FD-6 SL, and samples GP-17 SL (22.35-22.85) and FD-7 SL were identified as field duplicates. No results were detected in any of the samples with the following exceptions:

Compound	Concentration (mg/Kg)		RPD
	GP-10 SL (22.75-23.25)	FD-4 SL	
Tetrachloroethene	767	404	62

Compound	Concentration (mg/Kg)		RPD
	GP-13 SL (18.75-19.25)	FD-5 SL	
Tetrachloroethene	7.7	19.8	88

Compound	Concentration (mg/Kg)		RPD
	GP-13 SL (18.75-19.25)	FD-5 SL	
1,1,1-Trichloroethane	0.017	0.018	6
Trichloroethene	0.0085	0.093	9

Compound	Concentration (mg/Kg)		RPD
	GP-15 SL (19.75-20.25)	FD-6 SL	
Tetrachloroethene	28.8	30.9	7
1,1,1-Trichloroethane	0.0074	0.0067	10

Compound	Concentration (mg/Kg)		RPD
	GP-17 SL (22.35-22.85)	FD-7 SL	
1,1,1-Trichloroethane	0.044	0.049	11

XI. Internal Standards

All internal standard areas and retention times were within QC limits.

XII. Compound Quantitation

Raw data were not reviewed for Level III validation.

XIII. Target Compound Identifications

Raw data were not reviewed for Level III validation.

XIV. System Performance

Raw data were not reviewed for Level III validation.

XV. Overall Assessment of Data

The analysis was conducted within all specifications of the method. No results were rejected in this SDG.

Due to continuing calibration %D, data were qualified as estimated in thirteen samples.

The quality control criteria reviewed, other than those discussed above, were met and are considered acceptable.

Former Amphenol Facility, On-Site Soil
Volatiles - Data Qualification Summary - SDG 50258245

Sample	Compound	Flag	A or P	Reason
GP-10 SL (18.75-19.25) GP-10 SL (19.75-20.25) GP-10 SL (22.75-23.25) GP-11 SL (21.00-21.50) GP-11 SL (22.75-23.25) GP-11 SL (24.75-25.25) GP-14 SL (19.75-20.25) GP-16 SL (22.50-23.00) GP-16 SL (23.25-23.75) FD-4 SL	Vinyl chloride	UJ (all non-detects)	A	Continuing calibration (%D)
FD-6 SL FD-7 SL	1,1,1-Trichloroethane	J (all detects)	A	Continuing calibration (%D)

Former Amphenol Facility, On-Site Soil
Volatiles - Laboratory Blank Data Qualification Summary - SDG 50258245

No Sample Data Qualified in this SDG

Former Amphenol Facility, On-Site Soil
Volatiles - Field Blank Data Qualification Summary - SDG 50258245

No Sample Data Qualified in this SDG

Pace Analytical Services, LLC
7726 Moller Road
Indianapolis, IN 46268
(317)228-3100

ANALYTICAL RESULTS

Project: Amphenol
Pace Project No.: 50258245

Sample: GP-9 SL (19.00-19.50) **Lab ID: 50258245001** Collected: 05/27/20 09:34 Received: 05/28/20 08:26 Matrix: Solid

Results reported on a "dry weight" basis and are adjusted for percent moisture, sample size and any dilutions.

Parameters	Results	Units	Report Limit	MDL	DF	Prepared	Analyzed	CAS No.	Qual
8260 MSV 5035A VOA	Analytical Method: EPA 8260								
	Pace Analytical Services - Indianapolis								
1,1-Dichloroethane	ND	mg/kg	4.9	0.79	1000		06/02/20 16:11	75-34-3	
1,2-Dichloroethane	ND	mg/kg	4.9	0.53	1000		06/02/20 16:11	107-06-2	
cis-1,2-Dichloroethene	ND	mg/kg	4.9	0.61	1000		06/02/20 16:11	156-59-2	
trans-1,2-Dichloroethene	ND	mg/kg	4.9	0.89	1000		06/02/20 16:11	156-60-5	
Methylene Chloride	ND	mg/kg	19.8	0.99	1000		06/02/20 16:11	75-09-2	
Tetrachloroethene	**90.1**	mg/kg	4.9	0.85	1000		06/02/20 16:11	127-18-4	
1,1,1-Trichloroethane	ND	mg/kg	4.9	0.58	1000		06/02/20 16:11	71-55-6	
Trichloroethene	ND	mg/kg	4.9	0.73	1000		06/02/20 16:11	79-01-6	
Vinyl chloride	ND	mg/kg	4.9	0.43	1000		06/02/20 16:11	75-01-4	
Surrogates									
Dibromofluoromethane (S)	101	%.	73-133		1000		06/02/20 16:11	1868-53-7	D4
Toluene-d8 (S)	99	%.	73-130		1000		06/02/20 16:11	2037-26-5	
4-Bromofluorobenzene (S)	100	%.	55-129		1000		06/02/20 16:11	460-00-4	
Percent Moisture	Analytical Method: SM 2540G								
	Pace Analytical Services - Indianapolis								
Percent Moisture	**15.1**	%	0.10	0.10	1		06/01/20 16:27		

REPORT OF LABORATORY ANALYSIS

This report shall not be reproduced, except in full,
without the written consent of Pace Analytical Services, LLC.

7/5/20

Pace Analytical Services, LLC
7726 Moller Road
Indianapolis, IN 46268
(317)228-3100

ANALYTICAL RESULTS

Project: Amphenol
Pace Project No.: 50258245

Sample: GP-9 SL (20.75-21.25) **Lab ID: 50258245002** Collected: 05/27/20 09:39 Received: 05/28/20 08:26 Matrix: Solid

Results reported on a "dry weight" basis and are adjusted for percent moisture, sample size and any dilutions.

Parameters	Results	Units	Report Limit	MDL	DF	Prepared	Analyzed	CAS No.	Qual
8260 MSV 5035A VOA	Analytical Method: EPA 8260								
	Pace Analytical Services - Indianapolis								
1,1-Dichloroethane	ND	mg/kg	25.4	4.1	5000		06/02/20 16:46	75-34-3	
1,2-Dichloroethane	ND	mg/kg	25.4	2.7	5000		06/02/20 16:46	107-06-2	
cis-1,2-Dichloroethene	ND	mg/kg	25.4	3.2	5000		06/02/20 16:46	156-59-2	
trans-1,2-Dichloroethene	ND	mg/kg	25.4	4.6	5000		06/02/20 16:46	156-60-5	
Methylene Chloride	ND	mg/kg	102	5.1	5000		06/02/20 16:46	75-09-2	
Tetrachloroethene	**109**	mg/kg	25.4	4.4	5000		06/02/20 16:46	127-18-4	
1,1,1-Trichloroethane	ND	mg/kg	25.4	3.0	5000		06/02/20 16:46	71-55-6	
Trichloroethene	ND	mg/kg	25.4	3.8	5000		06/02/20 16:46	79-01-6	
Vinyl chloride	ND	mg/kg	25.4	2.2	5000		06/02/20 16:46	75-01-4	
Surrogates									
Dibromofluoromethane (S)	101	%.	73-133		5000		06/02/20 16:46	1868-53-7	D4
Toluene-d8 (S)	99	%.	73-130		5000		06/02/20 16:46	2037-26-5	
4-Bromofluorobenzene (S)	100	%.	55-129		5000		06/02/20 16:46	460-00-4	
Percent Moisture	Analytical Method: SM 2540G								
	Pace Analytical Services - Indianapolis								
Percent Moisture	**13.0**	%	0.10	0.10	1		06/01/20 16:27		

This report shall not be reproduced, except in full,
without the written consent of Pace Analytical Services, LLC.

7/5/20

Pace Analytical Services, LLC
7726 Moller Road
Indianapolis, IN 46268
(317)228-3100

ANALYTICAL RESULTS

Project: Amphenol
Pace Project No.: 50258245

Sample: GP-9 SL (22.00-22.50) **Lab ID: 50258245003** Collected: 05/27/20 09:42 Received: 05/28/20 08:26 Matrix: Solid

Results reported on a "dry weight" basis and are adjusted for percent moisture, sample size and any dilutions.

Parameters	Results	Units	Report Limit	MDL	DF	Prepared	Analyzed	CAS No.	Qual
8260 MSV 5035A VOA	Analytical Method: EPA 8260								
	Pace Analytical Services - Indianapolis								
1,1-Dichloroethane	ND	mg/kg	5.2	0.66	1000		06/03/20 15:35	75-34-3	
1,2-Dichloroethane	ND	mg/kg	5.2	0.79	1000		06/03/20 15:35	107-06-2	
cis-1,2-Dichloroethene	ND	mg/kg	5.2	1.1	1000		06/03/20 15:35	156-59-2	
trans-1,2-Dichloroethene	ND	mg/kg	5.2	0.86	1000		06/03/20 15:35	156-60-5	
Methylene Chloride	ND	mg/kg	21.0	2.5	1000		06/03/20 15:35	75-09-2	
Tetrachloroethene	**126**	mg/kg	5.2	0.62	1000		06/03/20 15:35	127-18-4	
1,1,1-Trichloroethane	ND	mg/kg	5.2	0.62	1000		06/03/20 15:35	71-55-6	
Trichloroethene	ND	mg/kg	5.2	1.0	1000		06/03/20 15:35	79-01-6	
Vinyl chloride	ND	mg/kg	5.2	0.30	1000		06/03/20 15:35	75-01-4	
Surrogates									
Dibromofluoromethane (S)	101	%.	73-133		1000		06/03/20 15:35	1868-53-7	D4
Toluene-d8 (S)	97	%.	73-130		1000		06/03/20 15:35	2037-26-5	
4-Bromofluorobenzene (S)	97	%.	55-129		1000		06/03/20 15:35	460-00-4	
Percent Moisture	Analytical Method: SM 2540G								
	Pace Analytical Services - Indianapolis								
Percent Moisture	**12.0**	%	0.10	0.10	1		06/01/20 16:27		

This report shall not be reproduced, except in full,
without the written consent of Pace Analytical Services, LLC.

7/5/20

Pace Analytical Services, LLC
7726 Moller Road
Indianapolis, IN 46268
(317)228-3100

ANALYTICAL RESULTS

Project: Amphenol
Pace Project No.: 50258245

Sample: GP-9 SL (22.50-23.00) **Lab ID: 50258245004** Collected: 05/27/20 09:45 Received: 05/28/20 08:26 Matrix: Solid

Results reported on a "dry weight" basis and are adjusted for percent moisture, sample size and any dilutions.

Parameters	Results	Units	Report Limit	MDL	DF	Prepared	Analyzed	CAS No.	Qual
8260 MSV 5035A VOA	Analytical Method: EPA 8260								
	Pace Analytical Services - Indianapolis								
1,1-Dichloroethane	ND	mg/kg	0.74	0.12	200		06/02/20 17:55	75-34-3	
1,2-Dichloroethane	ND	mg/kg	0.74	0.080	200		06/02/20 17:55	107-06-2	
cis-1,2-Dichloroethene	ND	mg/kg	0.74	0.092	200		06/02/20 17:55	156-59-2	
trans-1,2-Dichloroethene	ND	mg/kg	0.74	0.13	200		06/02/20 17:55	156-60-5	
Methylene Chloride	ND	mg/kg	3.0	0.15	200		06/02/20 17:55	75-09-2	
Tetrachloroethene	**17.7**	mg/kg	0.74	0.13	200		06/02/20 17:55	127-18-4	
1,1,1-Trichloroethane	ND	mg/kg	0.74	0.087	200		06/02/20 17:55	71-55-6	
Trichloroethene	**3.3**	mg/kg	0.74	0.11	200		06/02/20 17:55	79-01-6	
Vinyl chloride	ND	mg/kg	0.74	0.065	200		06/02/20 17:55	75-01-4	
Surrogates									
Dibromofluoromethane (S)	98	%.	73-133		200		06/02/20 17:55	1868-53-7	D4
Toluene-d8 (S)	98	%.	73-130		200		06/02/20 17:55	2037-26-5	
4-Bromofluorobenzene (S)	101	%.	55-129		200		06/02/20 17:55	460-00-4	
Percent Moisture	Analytical Method: SM 2540G								
	Pace Analytical Services - Indianapolis								
Percent Moisture	**7.3**	%	0.10	0.10	1		06/01/20 16:27		

This report shall not be reproduced, except in full,
without the written consent of Pace Analytical Services, LLC.

7/5/20

Pace Analytical Services, LLC
7726 Moller Road
Indianapolis, IN 46268
(317)228-3100

ANALYTICAL RESULTS

Project: Amphenol
Pace Project No.: 50258245

Sample: GP-10 SL (18.75-19.25) **Lab ID: 50258245005** Collected: 05/27/20 10:28 Received: 05/28/20 08:26 Matrix: Solid

Results reported on a "dry weight" basis and are adjusted for percent moisture, sample size and any dilutions.

Parameters	Results	Units	Report Limit	MDL	DF	Prepared	Analyzed	CAS No.	Qual
8260 MSV 5035A VOA	Analytical Method: EPA 8260								
	Pace Analytical Services - Indianapolis								
1,1-Dichloroethane	ND	mg/kg	0.26	0.042	50		06/03/20 03:09	75-34-3	
1,2-Dichloroethane	ND	mg/kg	0.26	0.028	50		06/03/20 03:09	107-06-2	
cis-1,2-Dichloroethene	ND	mg/kg	0.26	0.032	50		06/03/20 03:09	156-59-2	
trans-1,2-Dichloroethene	ND	mg/kg	0.26	0.047	50		06/03/20 03:09	156-60-5	
Methylene Chloride	ND	mg/kg	1.0	0.052	50		06/03/20 03:09	75-09-2	
Tetrachloroethene	**4.5**	mg/kg	0.26	0.044	50		06/03/20 03:09	127-18-4	
1,1,1-Trichloroethane	ND	mg/kg	0.26	0.030	50		06/03/20 03:09	71-55-6	
Trichloroethene	ND	mg/kg	0.26	0.038	50		06/03/20 03:09	79-01-6	
Vinyl chloride	ND UJ	mg/kg	0.26	0.023	50		06/03/20 03:09	75-01-4	
Surrogates									
Dibromofluoromethane (S)	99	%.	73-133		50		06/03/20 03:09	1868-53-7	D4
Toluene-d8 (S)	98	%.	73-130		50		06/03/20 03:09	2037-26-5	
4-Bromofluorobenzene (S)	98	%.	55-129		50		06/03/20 03:09	460-00-4	
Percent Moisture	Analytical Method: SM 2540G								
	Pace Analytical Services - Indianapolis								
Percent Moisture	**13.8**	%	0.10	0.10	1		06/01/20 16:27		

7/5/20

Pace Analytical Services, LLC
7726 Moller Road
Indianapolis, IN 46268
(317)228-3100

ANALYTICAL RESULTS

Project: Amphenol
Pace Project No.: 50258245

Sample: GP-10 SL (19.75-20.25) **Lab ID: 50258245006** Collected: 05/27/20 10:33 Received: 05/28/20 08:26 Matrix: Solid

Results reported on a "dry weight" basis and are adjusted for percent moisture, sample size and any dilutions.

Parameters	Results	Units	Report Limit	MDL	DF	Prepared	Analyzed	CAS No.	Qual
8260 MSV 5035A VOA	Analytical Method: EPA 8260								
	Pace Analytical Services - Indianapolis								
1,1-Dichloroethane	ND	mg/kg	0.51	0.081	100		06/03/20 03:44	75-34-3	
1,2-Dichloroethane	ND	mg/kg	0.51	0.055	100		06/03/20 03:44	107-06-2	
cis-1,2-Dichloroethene	ND	mg/kg	0.51	0.063	100		06/03/20 03:44	156-59-2	
trans-1,2-Dichloroethene	ND	mg/kg	0.51	0.091	100		06/03/20 03:44	156-60-5	
Methylene Chloride	ND	mg/kg	2.0	0.10	100		06/03/20 03:44	75-09-2	
Tetrachloroethene	**12.9**	mg/kg	0.51	0.087	100		06/03/20 03:44	127-18-4	
1,1,1-Trichloroethane	ND	mg/kg	0.51	0.060	100		06/03/20 03:44	71-55-6	
Trichloroethene	ND	mg/kg	0.51	0.075	100		06/03/20 03:44	79-01-6	
Vinyl chloride	ND UJ	mg/kg	0.51	0.044	100		06/03/20 03:44	75-01-4	
Surrogates									
Dibromofluoromethane (S)	99	%.	73-133		100		06/03/20 03:44	1868-53-7	D4
Toluene-d8 (S)	100	%.	73-130		100		06/03/20 03:44	2037-26-5	
4-Bromofluorobenzene (S)	99	%.	55-129		100		06/03/20 03:44	460-00-4	
Percent Moisture	Analytical Method: SM 2540G								
	Pace Analytical Services - Indianapolis								
Percent Moisture	**13.9**	%	0.10	0.10	1		06/01/20 16:28		

This report shall not be reproduced, except in full,
without the written consent of Pace Analytical Services, LLC.

7/15/20

Pace Analytical Services, LLC
7726 Moller Road
Indianapolis, IN 46268
(317)228-3100

ANALYTICAL RESULTS

Project: Amphenol
Pace Project No.: 50258245

Sample: GP-10 SL (22.75-23.25) **Lab ID: 50258245007** Collected: 05/27/20 10:36 Received: 05/28/20 08:26 Matrix: Solid

Results reported on a "dry weight" basis and are adjusted for percent moisture, sample size and any dilutions.

Parameters	Results	Units	Report Limit	MDL	DF	Prepared	Analyzed	CAS No.	Qual
8260 MSV 5035A VOA	Analytical Method: EPA 8260								
	Pace Analytical Services - Indianapolis								
1,1-Dichloroethane	ND	mg/kg	26.8	4.3	5000		06/03/20 04:19	75-34-3	
1,2-Dichloroethane	ND	mg/kg	26.8	2.9	5000		06/03/20 04:19	107-06-2	
cis-1,2-Dichloroethene	ND	mg/kg	26.8	3.3	5000		06/03/20 04:19	156-59-2	
trans-1,2-Dichloroethene	ND	mg/kg	26.8	4.8	5000		06/03/20 04:19	156-60-5	
Methylene Chloride	ND	mg/kg	107	5.4	5000		06/03/20 04:19	75-09-2	
Tetrachloroethene	**767**	mg/kg	26.8	4.6	5000		06/03/20 04:19	127-18-4	
1,1,1-Trichloroethane	ND	mg/kg	26.8	3.2	5000		06/03/20 04:19	71-55-6	
Trichloroethene	ND	mg/kg	26.8	4.0	5000		06/03/20 04:19	79-01-6	
Vinyl chloride	ND	UJ mg/kg	26.8	2.4	5000		06/03/20 04:19	75-01-4	
Surrogates									
Dibromofluoromethane (S)	99	%.	73-133		5000		06/03/20 04:19	1868-53-7	D4
Toluene-d8 (S)	98	%.	73-130		5000		06/03/20 04:19	2037-26-5	
4-Bromofluorobenzene (S)	99	%.	55-129		5000		06/03/20 04:19	460-00-4	
Percent Moisture	Analytical Method: SM 2540G								
	Pace Analytical Services - Indianapolis								
Percent Moisture	**14.2**	%	0.10	0.10	1		06/01/20 16:28		

This report shall not be reproduced, except in full,
without the written consent of Pace Analytical Services, LLC.

7/5/20

Pace Analytical Services, LLC
7726 Moller Road
Indianapolis, IN 46268
(317)228-3100

ANALYTICAL RESULTS

Project: Amphenol
Pace Project No.: 50258245

Sample: GP-10 SL (23.65-24.15) **Lab ID: 50258245008** Collected: 05/27/20 10:40 Received: 05/28/20 08:26 Matrix: Solid

Results reported on a "dry weight" basis and are adjusted for percent moisture, sample size and any dilutions.

Parameters	Results	Units	Report Limit	MDL	DF	Prepared	Analyzed	CAS No.	Qual
8260 MSV 5035A VOA	Analytical Method: EPA 8260								
	Pace Analytical Services - Indianapolis								
1,1-Dichloroethane	ND	mg/kg	4.4	0.56	1000		06/03/20 16:09	75-34-3	
1,2-Dichloroethane	ND	mg/kg	4.4	0.66	1000		06/03/20 16:09	107-06-2	
cis-1,2-Dichloroethene	ND	mg/kg	4.4	0.89	1000		06/03/20 16:09	156-59-2	
trans-1,2-Dichloroethene	ND	mg/kg	4.4	0.73	1000		06/03/20 16:09	156-60-5	
Methylene Chloride	ND	mg/kg	17.7	2.1	1000		06/03/20 16:09	75-09-2	
Tetrachloroethene	**102**	mg/kg	4.4	0.52	1000		06/03/20 16:09	127-18-4	
1,1,1-Trichloroethane	ND	mg/kg	4.4	0.52	1000		06/03/20 16:09	71-55-6	
Trichloroethene	**7.3**	mg/kg	4.4	0.85	1000		06/03/20 16:09	79-01-6	
Vinyl chloride	ND	mg/kg	4.4	0.25	1000		06/03/20 16:09	75-01-4	
Surrogates									
Dibromofluoromethane (S)	101	%.	73-133		1000		06/03/20 16:09	1868-53-7	D4
Toluene-d8 (S)	99	%.	73-130		1000		06/03/20 16:09	2037-26-5	
4-Bromofluorobenzene (S)	102	%.	55-129		1000		06/03/20 16:09	460-00-4	
Percent Moisture	Analytical Method: SM 2540G								
	Pace Analytical Services - Indianapolis								
Percent Moisture	**7.6**	%	0.10	0.10	1		06/01/20 16:28		

REPORT OF LABORATORY ANALYSIS

This report shall not be reproduced, except in full,
without the written consent of Pace Analytical Services, LLC.

7/5/20

Pace Analytical Services, LLC
7726 Moller Road
Indianapolis, IN 46268
(317)228-3100

ANALYTICAL RESULTS

Project: Amphenol
Pace Project No.: 50258245

Sample: GP-11 SL (21.00-21.50) **Lab ID: 50258245009** Collected: 05/27/20 11:42 Received: 05/28/20 08:26 Matrix: Solid

Results reported on a "dry weight" basis and are adjusted for percent moisture, sample size and any dilutions.

Parameters	Results	Units	Report Limit	MDL	DF	Prepared	Analyzed	CAS No.	Qual
8260 MSV 5035A VOA	Analytical Method: EPA 8260								
	Pace Analytical Services - Indianapolis								
1,1-Dichloroethane	ND	mg/kg	0.27	0.043	50		06/03/20 05:28	75-34-3	
1,2-Dichloroethane	ND	mg/kg	0.27	0.029	50		06/03/20 05:28	107-06-2	
cis-1,2-Dichloroethene	ND	mg/kg	0.27	0.033	50		06/03/20 05:28	156-59-2	
trans-1,2-Dichloroethene	ND	mg/kg	0.27	0.048	50		06/03/20 05:28	156-60-5	
Methylene Chloride	ND	mg/kg	1.1	0.053	50		06/03/20 05:28	75-09-2	
Tetrachloroethene	**15.8**	mg/kg	0.27	0.046	50		06/03/20 05:28	127-18-4	
1,1,1-Trichloroethane	ND	mg/kg	0.27	0.031	50		06/03/20 05:28	71-55-6	
Trichloroethene	ND	mg/kg	0.27	0.039	50		06/03/20 05:28	79-01-6	
Vinyl chloride	ND UJ	mg/kg	0.27	0.023	50		06/03/20 05:28	75-01-4	
Surrogates									
Dibromofluoromethane (S)	95	%.	73-133		50		06/03/20 05:28	1868-53-7	D4
Toluene-d8 (S)	99	%.	73-130		50		06/03/20 05:28	2037-26-5	
4-Bromofluorobenzene (S)	100	%.	55-129		50		06/03/20 05:28	460-00-4	
Percent Moisture	Analytical Method: SM 2540G								
	Pace Analytical Services - Indianapolis								
Percent Moisture	**16.0**	%	0.10	0.10	1		06/01/20 16:28		

This report shall not be reproduced, except in full,
without the written consent of Pace Analytical Services, LLC.

7/5/2020

Pace Analytical Services, LLC
7726 Moller Road
Indianapolis, IN 46268
(317)228-3100

ANALYTICAL RESULTS

Project: Amphenol
Pace Project No.: 50258245

Sample: GP-11 SL (22.75-23.25) **Lab ID: 50258245010** Collected: 05/27/20 11:46 Received: 05/28/20 08:26 Matrix: Solid

Results reported on a "dry weight" basis and are adjusted for percent moisture, sample size and any dilutions.

Parameters	Results	Units	Report Limit	MDL	DF	Prepared	Analyzed	CAS No.	Qual
8260 MSV 5035A VOA	Analytical Method: EPA 8260								
	Pace Analytical Services - Indianapolis								
1,1-Dichloroethane	ND	mg/kg	0.24	0.038	50		06/03/20 06:03	75-34-3	
1,2-Dichloroethane	ND	mg/kg	0.24	0.026	50		06/03/20 06:03	107-06-2	
cis-1,2-Dichloroethene	ND	mg/kg	0.24	0.029	50		06/03/20 06:03	156-59-2	
trans-1,2-Dichloroethene	ND	mg/kg	0.24	0.043	50		06/03/20 06:03	156-60-5	
Methylene Chloride	ND	mg/kg	0.94	0.047	50		06/03/20 06:03	75-09-2	
Tetrachloroethene	**10.0**	mg/kg	0.24	0.041	50		06/03/20 06:03	127-18-4	
1,1,1-Trichloroethane	ND	mg/kg	0.24	0.028	50		06/03/20 06:03	71-55-6	
Trichloroethene	ND	mg/kg	0.24	0.035	50		06/03/20 06:03	79-01-6	
Vinyl chloride	ND UJ	mg/kg	0.24	0.021	50		06/03/20 06:03	75-01-4	
Surrogates									
Dibromofluoromethane (S)	99	%.	73-133		50		06/03/20 06:03	1868-53-7	D4
Toluene-d8 (S)	99	%.	73-130		50		06/03/20 06:03	2037-26-5	
4-Bromofluorobenzene (S)	98	%.	55-129		50		06/03/20 06:03	460-00-4	
Percent Moisture	Analytical Method: SM 2540G								
	Pace Analytical Services - Indianapolis								
Percent Moisture	**13.5**	%	0.10	0.10	1		06/01/20 16:28		

This report shall not be reproduced, except in full,
without the written consent of Pace Analytical Services, LLC.

7/15/20

Pace Analytical Services, LLC
7726 Moller Road
Indianapolis, IN 46268
(317)228-3100

ANALYTICAL RESULTS

Project: Amphenol
Pace Project No.: 50258245

Sample: GP-11 SL (23.75-24.25) **Lab ID: 50258245011** Collected: 05/27/20 11:50 Received: 05/28/20 08:26 Matrix: Solid

Results reported on a "dry weight" basis and are adjusted for percent moisture, sample size and any dilutions.

Parameters	Results	Units	Report Limit	MDL	DF	Prepared	Analyzed	CAS No.	Qual
8260 MSV 5035A VOA	Analytical Method: EPA 8260								
	Pace Analytical Services - Indianapolis								
1,1-Dichloroethane	ND	mg/kg	5.0	0.63	1000		06/03/20 16:44	75-34-3	
1,2-Dichloroethane	ND	mg/kg	5.0	0.75	1000		06/03/20 16:44	107-06-2	
cis-1,2-Dichloroethene	ND	mg/kg	5.0	1.0	1000		06/03/20 16:44	156-59-2	
trans-1,2-Dichloroethene	ND	mg/kg	5.0	0.82	1000		06/03/20 16:44	156-60-5	
Methylene Chloride	ND	mg/kg	20.0	2.4	1000		06/03/20 16:44	75-09-2	
Tetrachloroethene	**77.2**	mg/kg	5.0	0.59	1000		06/03/20 16:44	127-18-4	
1,1,1-Trichloroethane	ND	mg/kg	5.0	0.59	1000		06/03/20 16:44	71-55-6	
Trichloroethene	ND	mg/kg	5.0	0.96	1000		06/03/20 16:44	79-01-6	
Vinyl chloride	ND	mg/kg	5.0	0.29	1000		06/03/20 16:44	75-01-4	
Surrogates									
Dibromofluoromethane (S)	102	%.	73-133		1000		06/03/20 16:44	1868-53-7	D4
Toluene-d8 (S)	100	%.	73-130		1000		06/03/20 16:44	2037-26-5	
4-Bromofluorobenzene (S)	102	%.	55-129		1000		06/03/20 16:44	460-00-4	
Percent Moisture	Analytical Method: SM 2540G								
	Pace Analytical Services - Indianapolis								
Percent Moisture	**10.9**	%	0.10	0.10	1		06/01/20 16:28		

This report shall not be reproduced, except in full,
without the written consent of Pace Analytical Services, LLC.

7/8/20

Pace Analytical Services, LLC
7726 Moller Road
Indianapolis, IN 46268
(317)228-3100

ANALYTICAL RESULTS

Project: Amphenol
Pace Project No.: 50258245

Sample: GP-11 SL (24.75-25.25) **Lab ID: 50258245012** Collected: 05/27/20 11:55 Received: 05/28/20 08:26 Matrix: Solid

Results reported on a "dry weight" basis and are adjusted for percent moisture, sample size and any dilutions.

Parameters	Results	Units	Report Limit	MDL	DF	Prepared	Analyzed	CAS No.	Qual
8260 MSV 5035A VOA	Analytical Method: EPA 8260								
	Pace Analytical Services - Indianapolis								
1,1-Dichloroethane	ND	mg/kg	0.44	0.070	100		06/03/20 07:12	75-34-3	
1,2-Dichloroethane	ND	mg/kg	0.44	0.047	100		06/03/20 07:12	107-06-2	
cis-1,2-Dichloroethene	ND	mg/kg	0.44	0.054	100		06/03/20 07:12	156-59-2	
trans-1,2-Dichloroethene	ND	mg/kg	0.44	0.079	100		06/03/20 07:12	156-60-5	
Methylene Chloride	ND	mg/kg	1.7	0.087	100		06/03/20 07:12	75-09-2	
Tetrachloroethene	**5.2**	mg/kg	0.44	0.075	100		06/03/20 07:12	127-18-4	
1,1,1-Trichloroethane	ND	mg/kg	0.44	0.052	100		06/03/20 07:12	71-55-6	
Trichloroethene	**66.6**	mg/kg	4.4	0.84	1000		06/03/20 17:19	79-01-6	
Vinyl chloride	ND UJ	mg/kg	0.44	0.038	100		06/03/20 07:12	75-01-4	
Surrogates									
Dibromofluoromethane (S)	96	%.	73-133		100		06/03/20 07:12	1868-53-7	D4
Toluene-d8 (S)	100	%.	73-130		100		06/03/20 07:12	2037-26-5	
4-Bromofluorobenzene (S)	100	%.	55-129		100		06/03/20 07:12	460-00-4	
Percent Moisture	Analytical Method: SM 2540G								
	Pace Analytical Services - Indianapolis								
Percent Moisture	**8.6**	%	0.10	0.10	1		06/01/20 16:28		

7/15/20

Pace Analytical Services, LLC
7726 Moller Road
Indianapolis, IN 46268
(317)228-3100

ANALYTICAL RESULTS

Project: Amphenol
Pace Project No.: 50258245

Sample: GP-12 SL (4.25-4.75) **Lab ID: 50258245013** Collected: 05/27/20 12:18 Received: 05/28/20 08:26 Matrix: Solid

Results reported on a "dry weight" basis and are adjusted for percent moisture, sample size and any dilutions.

Parameters	Results	Units	Report Limit	MDL	DF	Prepared	Analyzed	CAS No.	Qual
8260 MSV 5035A VOA	Analytical Method: EPA 8260								
	Pace Analytical Services - Indianapolis								
1,1-Dichloroethane	ND	mg/kg	0.0047	0.00059	1		06/02/20 17:38	75-34-3	
1,2-Dichloroethane	ND	mg/kg	0.0047	0.00070	1		06/02/20 17:38	107-06-2	
cis-1,2-Dichloroethene	ND	mg/kg	0.0047	0.00094	1		06/02/20 17:38	156-59-2	
trans-1,2-Dichloroethene	ND	mg/kg	0.0047	0.00077	1		06/02/20 17:38	156-60-5	
Methylene Chloride	ND	mg/kg	0.019	0.0022	1		06/02/20 17:38	75-09-2	
Tetrachloroethene	**0.0086**	mg/kg	0.0047	0.00055	1		06/02/20 17:38	127-18-4	
1,1,1-Trichloroethane	ND	mg/kg	0.0047	0.00055	1		06/02/20 17:38	71-55-6	
Trichloroethene	ND	mg/kg	0.0047	0.00089	1		06/02/20 17:38	79-01-6	
Vinyl chloride	ND	mg/kg	0.0047	0.00027	1		06/02/20 17:38	75-01-4	
Surrogates									
Dibromofluoromethane (S)	104	%.	73-133		1		06/02/20 17:38	1868-53-7	
Toluene-d8 (S)	99	%.	73-130		1		06/02/20 17:38	2037-26-5	
4-Bromofluorobenzene (S)	98	%.	55-129		1		06/02/20 17:38	460-00-4	
Percent Moisture	Analytical Method: SM 2540G								
	Pace Analytical Services - Indianapolis								
Percent Moisture	**14.5**	%	0.10	0.10	1		06/01/20 16:29		

This report shall not be reproduced, except in full,
without the written consent of Pace Analytical Services, LLC.

7/15/2020

Pace Analytical Services, LLC
7726 Moller Road
Indianapolis, IN 46268
(317)228-3100

ANALYTICAL RESULTS

Project: Amphenol
Pace Project No.: 50258245

Sample: GP-12 SL (16.00-16.50) **Lab ID: 50258245014** Collected: 05/27/20 12:21 Received: 05/28/20 08:26 Matrix: Solid

Results reported on a "dry weight" basis and are adjusted for percent moisture, sample size and any dilutions.

Parameters	Results	Units	Report Limit	MDL	DF	Prepared	Analyzed	CAS No.	Qual
8260 MSV 5035A VOA	Analytical Method: EPA 8260								
	Pace Analytical Services - Indianapolis								
1,1-Dichloroethane	ND	mg/kg	0.0035	0.00044	1		06/02/20 18:12	75-34-3	
1,2-Dichloroethane	ND	mg/kg	0.0035	0.00053	1		06/02/20 18:12	107-06-2	
cis-1,2-Dichloroethene	ND	mg/kg	0.0035	0.00071	1		06/02/20 18:12	156-59-2	
trans-1,2-Dichloroethene	ND	mg/kg	0.0035	0.00058	1		06/02/20 18:12	156-60-5	
Methylene Chloride	ND	mg/kg	0.014	0.0017	1		06/02/20 18:12	75-09-2	
Tetrachloroethene	**0.16**	mg/kg	0.0035	0.00041	1		06/02/20 18:12	127-18-4	
1,1,1-Trichloroethane	ND	mg/kg	0.0035	0.00041	1		06/02/20 18:12	71-55-6	
Trichloroethene	ND	mg/kg	0.0035	0.00067	1		06/02/20 18:12	79-01-6	
Vinyl chloride	ND	mg/kg	0.0035	0.00020	1		06/02/20 18:12	75-01-4	
Surrogates									
Dibromofluoromethane (S)	105	%.	73-133		1		06/02/20 18:12	1868-53-7	
Toluene-d8 (S)	112	%.	73-130		1		06/02/20 18:12	2037-26-5	
4-Bromofluorobenzene (S)	81	%.	55-129		1		06/02/20 18:12	460-00-4	
Percent Moisture	Analytical Method: SM 2540G								
	Pace Analytical Services - Indianapolis								
Percent Moisture	**8.8**	%	0.10	0.10	1		06/01/20 16:29		

This report shall not be reproduced, except in full,
without the written consent of Pace Analytical Services, LLC.

7/5/20

Pace Analytical Services, LLC
7726 Moller Road
Indianapolis, IN 46268
(317)228-3100

ANALYTICAL RESULTS

Project: Amphenol
Pace Project No.: 50258245

Sample: GP-12 SL (23.25-23.75) **Lab ID: 50258245015** Collected: 05/27/20 12:26 Received: 05/28/20 08:26 Matrix: Solid

Results reported on a "dry weight" basis and are adjusted for percent moisture, sample size and any dilutions.

Parameters	Results	Units	Report Limit	MDL	DF	Prepared	Analyzed	CAS No.	Qual
8260 MSV 5035A VOA	Analytical Method: EPA 8260								
	Pace Analytical Services - Indianapolis								
1,1-Dichloroethane	ND	mg/kg	0.0056	0.00041	1		06/03/20 09:15	75-34-3	
1,2-Dichloroethane	ND	mg/kg	0.0056	0.00045	1		06/03/20 09:15	107-06-2	
cis-1,2-Dichloroethene	ND	mg/kg	0.0056	0.00035	1		06/03/20 09:15	156-59-2	
trans-1,2-Dichloroethene	ND	mg/kg	0.0056	0.00026	1		06/03/20 09:15	156-60-5	
Methylene Chloride	ND	mg/kg	0.022	0.0027	1		06/03/20 09:15	75-09-2	
Tetrachloroethene	ND	mg/kg	0.0056	0.00033	1		06/03/20 09:15	127-18-4	
1,1,1-Trichloroethane	ND	mg/kg	0.0056	0.00025	1		06/03/20 09:15	71-55-6	
Trichloroethene	ND	mg/kg	0.0056	0.00022	1		06/03/20 09:15	79-01-6	
Vinyl chloride	ND	mg/kg	0.0056	0.00020	1		06/03/20 09:15	75-01-4	
Surrogates									
Dibromofluoromethane (S)	109	%.	73-133		1		06/03/20 09:15	1868-53-7	
Toluene-d8 (S)	97	%.	73-130		1		06/03/20 09:15	2037-26-5	
4-Bromofluorobenzene (S)	99	%.	55-129		1		06/03/20 09:15	460-00-4	
Percent Moisture	Analytical Method: SM 2540G								
	Pace Analytical Services - Indianapolis								
Percent Moisture	**6.7**	%	0.10	0.10	1		06/01/20 16:29		

7/6/20

Pace Analytical Services, LLC
7726 Moller Road
Indianapolis, IN 46268
(317)228-3100

ANALYTICAL RESULTS

Project: Amphenol
Pace Project No.: 50258245

Sample: GP-12 SL (24.00-24.50) **Lab ID: 50258245016** Collected: 05/27/20 12:30 Received: 05/28/20 08:26 Matrix: Solid

Results reported on a "dry weight" basis and are adjusted for percent moisture, sample size and any dilutions.

Parameters	Results	Units	Report Limit	MDL	DF	Prepared	Analyzed	CAS No.	Qual
8260 MSV 5035A VOA	Analytical Method: EPA 8260								
	Pace Analytical Services - Indianapolis								
1,1-Dichloroethane	ND	mg/kg	0.0049	0.00036	1		06/03/20 09:39	75-34-3	
1,2-Dichloroethane	ND	mg/kg	0.0049	0.00039	1		06/03/20 09:39	107-06-2	
cis-1,2-Dichloroethene	ND	mg/kg	0.0049	0.00031	1		06/03/20 09:39	156-59-2	
trans-1,2-Dichloroethene	ND	mg/kg	0.0049	0.00023	1		06/03/20 09:39	156-60-5	
Methylene Chloride	ND	mg/kg	0.020	0.0024	1		06/03/20 09:39	75-09-2	
Tetrachloroethene	ND	mg/kg	0.0049	0.00030	1		06/03/20 09:39	127-18-4	
1,1,1-Trichloroethane	**0.041**	mg/kg	0.0049	0.00022	1		06/03/20 09:39	71-55-6	
Trichloroethene	**0.014**	mg/kg	0.0049	0.00020	1		06/03/20 09:39	79-01-6	
Vinyl chloride	ND	mg/kg	0.0049	0.00018	1		06/03/20 09:39	75-01-4	
Surrogates									
Dibromofluoromethane (S)	110	%.	73-133		1		06/03/20 09:39	1868-53-7	
Toluene-d8 (S)	113	%.	73-130		1		06/03/20 09:39	2037-26-5	
4-Bromofluorobenzene (S)	88	%.	55-129		1		06/03/20 09:39	460-00-4	
Percent Moisture	Analytical Method: SM 2540G								
	Pace Analytical Services - Indianapolis								
Percent Moisture	**7.9**	%	0.10	0.10	1		06/01/20 16:29		

REPORT OF LABORATORY ANALYSIS

This report shall not be reproduced, except in full,
without the written consent of Pace Analytical Services, LLC.

7/2/20

Pace Analytical Services, LLC
7726 Moller Road
Indianapolis, IN 46268
(317)228-3100

ANALYTICAL RESULTS

Project: Amphenol
Pace Project No.: 50258245

Sample: GP-13 SL (14.00-14.50) **Lab ID: 50258245017** Collected: 05/27/20 13:20 Received: 05/28/20 08:26 Matrix: Solid

Results reported on a "dry weight" basis and are adjusted for percent moisture, sample size and any dilutions.

Parameters	Results	Units	Report Limit	MDL	DF	Prepared	Analyzed	CAS No.	Qual
8260 MSV 5035A VOA	Analytical Method: EPA 8260								
	Pace Analytical Services - Indianapolis								
1,1-Dichloroethane	ND	mg/kg	0.0051	0.00038	1		06/03/20 10:04	75-34-3	
1,2-Dichloroethane	ND	mg/kg	0.0051	0.00041	1		06/03/20 10:04	107-06-2	
cis-1,2-Dichloroethene	ND	mg/kg	0.0051	0.00032	1		06/03/20 10:04	156-59-2	
trans-1,2-Dichloroethene	ND	mg/kg	0.0051	0.00024	1		06/03/20 10:04	156-60-5	
Methylene Chloride	ND	mg/kg	0.021	0.0025	1		06/03/20 10:04	75-09-2	
Tetrachloroethene	**0.049**	mg/kg	0.0051	0.00031	1		06/03/20 10:04	127-18-4	R1
1,1,1-Trichloroethane	ND	mg/kg	0.0051	0.00023	1		06/03/20 10:04	71-55-6	
Trichloroethene	ND	mg/kg	0.0051	0.00021	1		06/03/20 10:04	79-01-6	
Vinyl chloride	ND	mg/kg	0.0051	0.00019	1		06/03/20 10:04	75-01-4	
Surrogates									
Dibromofluoromethane (S)	104	%.	73-133		1		06/03/20 10:04	1868-53-7	
Toluene-d8 (S)	100	%.	73-130		1		06/03/20 10:04	2037-26-5	
4-Bromofluorobenzene (S)	100	%.	55-129		1		06/03/20 10:04	460-00-4	
Percent Moisture	Analytical Method: SM 2540G								
	Pace Analytical Services - Indianapolis								
Percent Moisture	**3.5**	%	0.10	0.10	1		06/01/20 16:29		

REPORT OF LABORATORY ANALYSIS

This report shall not be reproduced, except in full,
without the written consent of Pace Analytical Services, LLC.

7/5/20

Pace Analytical Services, LLC
7726 Moller Road
Indianapolis, IN 46268
(317)228-3100

ANALYTICAL RESULTS

Project: Amphenol
Pace Project No.: 50258245

Sample: GP-13 SL (18.75-19.25) **Lab ID: 50258245018** Collected: 05/27/20 13:24 Received: 05/28/20 08:26 Matrix: Solid

Results reported on a "dry weight" basis and are adjusted for percent moisture, sample size and any dilutions.

Parameters	Results	Units	Report Limit	MDL	DF	Prepared	Analyzed	CAS No.	Qual
8260 MSV 5035A VOA	Analytical Method: EPA 8260								
	Pace Analytical Services - Indianapolis								
1,1-Dichloroethane	ND	mg/kg	0.0054	0.00040	1		06/03/20 11:18	75-34-3	
1,2-Dichloroethane	ND	mg/kg	0.0054	0.00043	1		06/03/20 11:18	107-06-2	
cis-1,2-Dichloroethene	ND	mg/kg	0.0054	0.00033	1		06/03/20 11:18	156-59-2	
trans-1,2-Dichloroethene	ND	mg/kg	0.0054	0.00025	1		06/03/20 11:18	156-60-5	
Methylene Chloride	ND	mg/kg	0.021	0.0026	1		06/03/20 11:18	75-09-2	
Tetrachloroethene	**7.7**	mg/kg	0.27	0.016	50		06/03/20 21:14	127-18-4	
1,1,1-Trichloroethane	**0.017**	mg/kg	0.0054	0.00024	1		06/03/20 11:18	71-55-6	
Trichloroethene	**0.0085**	mg/kg	0.0054	0.00021	1		06/03/20 11:18	79-01-6	
Vinyl chloride	ND	mg/kg	0.0054	0.00019	1		06/03/20 11:18	75-01-4	
Surrogates									
Dibromofluoromethane (S)	86	%.	73-133		1		06/03/20 11:18	1868-53-7	
Toluene-d8 (S)	110	%.	73-130		1		06/03/20 11:18	2037-26-5	
4-Bromofluorobenzene (S)	96	%.	55-129		1		06/03/20 11:18	460-00-4	
Percent Moisture	Analytical Method: SM 2540G								
	Pace Analytical Services - Indianapolis								
Percent Moisture	**15.0**	%	0.10	0.10	1		06/01/20 16:29		

REPORT OF LABORATORY ANALYSIS

This report shall not be reproduced, except in full,
without the written consent of Pace Analytical Services, LLC.

7/5/20 8

Pace Analytical Services, LLC
7726 Moller Road
Indianapolis, IN 46268
(317)228-3100

ANALYTICAL RESULTS

Project: Amphenol
Pace Project No.: 50258245

Sample: GP-13 SL (23.00-23.50) **Lab ID: 50258245019** Collected: 05/27/20 13:36 Received: 05/28/20 08:26 Matrix: Solid

Results reported on a "dry weight" basis and are adjusted for percent moisture, sample size and any dilutions.

Parameters	Results	Units	Report Limit	MDL	DF	Prepared	Analyzed	CAS No.	Qual
8260 MSV 5035A VOA	Analytical Method: EPA 8260								
	Pace Analytical Services - Indianapolis								
1,1-Dichloroethane	ND	mg/kg	0.0051	0.00038	1		06/03/20 11:43	75-34-3	
1,2-Dichloroethane	ND	mg/kg	0.0051	0.00041	1		06/03/20 11:43	107-06-2	
cis-1,2-Dichloroethene	ND	mg/kg	0.0051	0.00032	1		06/03/20 11:43	156-59-2	
trans-1,2-Dichloroethene	ND	mg/kg	0.0051	0.00023	1		06/03/20 11:43	156-60-5	
Methylene Chloride	ND	mg/kg	0.020	0.0025	1		06/03/20 11:43	75-09-2	
Tetrachloroethene	**0.13**	mg/kg	0.0051	0.00031	1		06/03/20 11:43	127-18-4	
1,1,1-Trichloroethane	**0.036**	mg/kg	0.0051	0.00022	1		06/03/20 11:43	71-55-6	
Trichloroethene	**0.24**	mg/kg	0.0051	0.00020	1		06/03/20 11:43	79-01-6	
Vinyl chloride	ND	mg/kg	0.0051	0.00018	1		06/03/20 11:43	75-01-4	
Surrogates									
Dibromofluoromethane (S)	101	%.	73-133		1		06/03/20 11:43	1868-53-7	
Toluene-d8 (S)	105	%.	73-130		1		06/03/20 11:43	2037-26-5	
4-Bromofluorobenzene (S)	90	%.	55-129		1		06/03/20 11:43	460-00-4	
Percent Moisture	Analytical Method: SM 2540G								
	Pace Analytical Services - Indianapolis								
Percent Moisture	**12.3**	%	0.10	0.10	1		06/01/20 16:30		

7/15/20

Pace Analytical Services, LLC
7726 Moller Road
Indianapolis, IN 46268
(317)228-3100

ANALYTICAL RESULTS

Project: Amphenol
Pace Project No.: 50258245

Sample: GP-13 SL (23.50-24.00) **Lab ID: 50258245020** Collected: 05/27/20 13:40 Received: 05/28/20 08:26 Matrix: Solid

Results reported on a "dry weight" basis and are adjusted for percent moisture, sample size and any dilutions.

Parameters	Results	Units	Report Limit	MDL	DF	Prepared	Analyzed	CAS No.	Qual
8260 MSV 5035A VOA	Analytical Method: EPA 8260								
	Pace Analytical Services - Indianapolis								
1,1-Dichloroethane	**0.0084**	mg/kg	0.0040	0.00030	1		06/03/20 12:08	75-34-3	
1,2-Dichloroethane	ND	mg/kg	0.0040	0.00032	1		06/03/20 12:08	107-06-2	
cis-1,2-Dichloroethene	ND	mg/kg	0.0040	0.00025	1		06/03/20 12:08	156-59-2	
trans-1,2-Dichloroethene	ND	mg/kg	0.0040	0.00019	1		06/03/20 12:08	156-60-5	
Methylene Chloride	ND	mg/kg	0.016	0.0020	1		06/03/20 12:08	75-09-2	
Tetrachloroethene	**0.015**	mg/kg	0.0040	0.00024	1		06/03/20 12:08	127-18-4	
1,1,1-Trichloroethane	**0.049**	mg/kg	0.0040	0.00018	1		06/03/20 12:08	71-55-6	
Trichloroethene	**5.0**	mg/kg	0.24	0.0096	50		06/03/20 21:39	79-01-6	
Vinyl chloride	ND	mg/kg	0.0040	0.00015	1		06/03/20 12:08	75-01-4	
Surrogates									
Dibromofluoromethane (S)	90	%.	73-133		1		06/03/20 12:08	1868-53-7	
Toluene-d8 (S)	123	%.	73-130		1		06/03/20 12:08	2037-26-5	
4-Bromofluorobenzene (S)	78	%.	55-129		1		06/03/20 12:08	460-00-4	
Percent Moisture	Analytical Method: SM 2540G								
	Pace Analytical Services - Indianapolis								
Percent Moisture	**6.9**	%	0.10	0.10	1		06/02/20 10:43		

REPORT OF LABORATORY ANALYSIS

This report shall not be reproduced, except in full,
without the written consent of Pace Analytical Services, LLC.

7/15/20

Pace Analytical Services, LLC
7726 Moller Road
Indianapolis, IN 46268
(317)228-3100

ANALYTICAL RESULTS

Project: Amphenol
Pace Project No.: 50258245

Sample: GP-14 SL (18.75-19.25) **Lab ID: 50258245021** Collected: 05/27/20 14:20 Received: 05/28/20 08:26 Matrix: Solid

Results reported on a "dry weight" basis and are adjusted for percent moisture, sample size and any dilutions.

Parameters	Results	Units	Report Limit	MDL	DF	Prepared	Analyzed	CAS No.	Qual
8260 MSV 5035A VOA	Analytical Method: EPA 8260								
	Pace Analytical Services - Indianapolis								
1,1-Dichloroethane	ND	mg/kg	0.0047	0.00035	1		06/03/20 12:33	75-34-3	
1,2-Dichloroethane	ND	mg/kg	0.0047	0.00038	1		06/03/20 12:33	107-06-2	
cis-1,2-Dichloroethene	ND	mg/kg	0.0047	0.00029	1		06/03/20 12:33	156-59-2	
trans-1,2-Dichloroethene	ND	mg/kg	0.0047	0.00022	1		06/03/20 12:33	156-60-5	
Methylene Chloride	ND	mg/kg	0.019	0.0023	1		06/03/20 12:33	75-09-2	
Tetrachloroethene	**67.9**	mg/kg	2.5	1.6	500		06/04/20 09:55	127-18-4	
1,1,1-Trichloroethane	**0.015**	mg/kg	0.0047	0.00021	1		06/03/20 12:33	71-55-6	
Trichloroethene	**0.019**	mg/kg	0.0047	0.00019	1		06/03/20 12:33	79-01-6	
Vinyl chloride	ND	mg/kg	0.0047	0.00017	1		06/03/20 12:33	75-01-4	
Surrogates									
Dibromofluoromethane (S)	76	%.	73-133		1		06/03/20 12:33	1868-53-7	
Toluene-d8 (S)	123	%.	73-130		1		06/03/20 12:33	2037-26-5	
4-Bromofluorobenzene (S)	84	%.	55-129		1		06/03/20 12:33	460-00-4	
Percent Moisture	Analytical Method: SM 2540G								
	Pace Analytical Services - Indianapolis								
Percent Moisture	**12.0**	%	0.10	0.10	1		06/02/20 10:44		

This report shall not be reproduced, except in full,
without the written consent of Pace Analytical Services, LLC.

7/15/20

Pace Analytical Services, LLC
7726 Moller Road
Indianapolis, IN 46268
(317)228-3100

ANALYTICAL RESULTS

Project: Amphenol
Pace Project No.: 50258245

Sample: GP-14 SL (19.75-20.25) **Lab ID: 50258245022** Collected: 05/27/20 14:24 Received: 05/28/20 08:26 Matrix: Solid

Results reported on a "dry weight" basis and are adjusted for percent moisture, sample size and any dilutions.

Parameters	Results	Units	Report Limit	MDL	DF	Prepared	Analyzed	CAS No.	Qual
8260 MSV 5035A VOA	Analytical Method: EPA 8260								
	Pace Analytical Services - Indianapolis								
1,1-Dichloroethane	ND	mg/kg	0.50	0.081	100		06/03/20 07:50	75-34-3	
1,2-Dichloroethane	ND	mg/kg	0.50	0.054	100		06/03/20 07:50	107-06-2	
cis-1,2-Dichloroethene	ND	mg/kg	0.50	0.063	100		06/03/20 07:50	156-59-2	
trans-1,2-Dichloroethene	ND	mg/kg	0.50	0.091	100		06/03/20 07:50	156-60-5	
Methylene Chloride	ND	mg/kg	2.0	0.10	100		06/03/20 07:50	75-09-2	
Tetrachloroethene	**82.8**	mg/kg	5.0	0.59	1000		06/03/20 17:54	127-18-4	
1,1,1-Trichloroethane	ND	mg/kg	0.50	0.059	100		06/03/20 07:50	71-55-6	
Trichloroethene	ND	mg/kg	0.50	0.074	100		06/03/20 07:50	79-01-6	
Vinyl chloride	ND UJ	mg/kg	0.50	0.044	100		06/03/20 07:50	75-01-4	
Surrogates									
Dibromofluoromethane (S)	96	%.	73-133		100		06/03/20 07:50	1868-53-7	D4
Toluene-d8 (S)	99	%.	73-130		100		06/03/20 07:50	2037-26-5	
4-Bromofluorobenzene (S)	99	%.	55-129		100		06/03/20 07:50	460-00-4	
Percent Moisture	Analytical Method: SM 2540G								
	Pace Analytical Services - Indianapolis								
Percent Moisture	**11.2**	%	0.10	0.10	1		06/02/20 10:44		

This report shall not be reproduced, except in full,
without the written consent of Pace Analytical Services, LLC.

7/6/20

Pace Analytical Services, LLC
7726 Moller Road
Indianapolis, IN 46268
(317)228-3100

ANALYTICAL RESULTS

Project: Amphenol
Pace Project No.: 50258245

Sample: GP-14 SL (22.00-23.00) **Lab ID: 50258245023** Collected: 05/27/20 14:28 Received: 05/28/20 08:26 Matrix: Solid

Results reported on a "dry weight" basis and are adjusted for percent moisture, sample size and any dilutions.

Parameters	Results	Units	Report Limit	MDL	DF	Prepared	Analyzed	CAS No.	Qual
8260 MSV 5035A VOA	Analytical Method: EPA 8260								
	Pace Analytical Services - Indianapolis								
1,1-Dichloroethane	ND	mg/kg	0.0050	0.00037	1		06/03/20 12:57	75-34-3	
1,2-Dichloroethane	ND	mg/kg	0.0050	0.00040	1		06/03/20 12:57	107-06-2	
cis-1,2-Dichloroethene	ND	mg/kg	0.0050	0.00031	1		06/03/20 12:57	156-59-2	
trans-1,2-Dichloroethene	ND	mg/kg	0.0050	0.00023	1		06/03/20 12:57	156-60-5	
Methylene Chloride	ND	mg/kg	0.020	0.0024	1		06/03/20 12:57	75-09-2	
Tetrachloroethene	**1.6**	mg/kg	0.26	0.015	50		06/03/20 22:28	127-18-4	
1,1,1-Trichloroethane	**0.053**	mg/kg	0.0050	0.00022	1		06/03/20 12:57	71-55-6	
Trichloroethene	**6.5**	mg/kg	0.26	0.010	50		06/03/20 22:28	79-01-6	
Vinyl chloride	ND	mg/kg	0.0050	0.00018	1		06/03/20 12:57	75-01-4	
Surrogates									
Dibromofluoromethane (S)	88	%.	73-133		1		06/03/20 12:57	1868-53-7	
Toluene-d8 (S)	111	%.	73-130		1		06/03/20 12:57	2037-26-5	
4-Bromofluorobenzene (S)	93	%.	55-129		1		06/03/20 12:57	460-00-4	
Percent Moisture	Analytical Method: SM 2540G								
	Pace Analytical Services - Indianapolis								
Percent Moisture	**15.5**	%	0.10	0.10	1		06/02/20 10:44		

REPORT OF LABORATORY ANALYSIS

This report shall not be reproduced, except in full,
without the written consent of Pace Analytical Services, LLC.

7/25/20

Pace Analytical Services, LLC
7726 Moller Road
Indianapolis, IN 46268
(317)228-3100

ANALYTICAL RESULTS

Project: Amphenol
Pace Project No.: 50258245

Sample: GP-14 SL (24.00-24.50) **Lab ID: 50258245024** Collected: 05/27/20 14:32 Received: 05/28/20 08:26 Matrix: Solid

Results reported on a "dry weight" basis and are adjusted for percent moisture, sample size and any dilutions.

Parameters	Results	Units	Report Limit	MDL	DF	Prepared	Analyzed	CAS No.	Qual
8260 MSV 5035A VOA	Analytical Method: EPA 8260								
	Pace Analytical Services - Indianapolis								
1,1-Dichloroethane	**0.0060**	mg/kg	0.0041	0.00030	1		06/03/20 13:22	75-34-3	
1,2-Dichloroethane	ND	mg/kg	0.0041	0.00033	1		06/03/20 13:22	107-06-2	
cis-1,2-Dichloroethene	ND	mg/kg	0.0041	0.00025	1		06/03/20 13:22	156-59-2	
trans-1,2-Dichloroethene	ND	mg/kg	0.0041	0.00019	1		06/03/20 13:22	156-60-5	
Methylene Chloride	ND	mg/kg	0.016	0.0020	1		06/03/20 13:22	75-09-2	
Tetrachloroethene	**0.0061**	mg/kg	0.0041	0.00024	1		06/03/20 13:22	127-18-4	
1,1,1-Trichloroethane	ND	mg/kg	0.0041	0.00018	1		06/03/20 13:22	71-55-6	
Trichloroethene	**0.91**	mg/kg	0.0041	0.00016	1		06/03/20 13:22	79-01-6	1d,E
Vinyl chloride	ND	mg/kg	0.0041	0.00015	1		06/03/20 13:22	75-01-4	
Surrogates									
Dibromofluoromethane (S)	86	%.	73-133		1		06/03/20 13:22	1868-53-7	
Toluene-d8 (S)	95	%.	73-130		1		06/03/20 13:22	2037-26-5	
4-Bromofluorobenzene (S)	104	%.	55-129		1		06/03/20 13:22	460-00-4	
Percent Moisture	Analytical Method: SM 2540G								
	Pace Analytical Services - Indianapolis								
Percent Moisture	**7.6**	%	0.10	0.10	1		06/02/20 10:44		

This report shall not be reproduced, except in full,
without the written consent of Pace Analytical Services, LLC.

7/2/20

Pace Analytical Services, LLC
7726 Moller Road
Indianapolis, IN 46268
(317)228-3100

ANALYTICAL RESULTS

Project: Amphenol
Pace Project No.: 50258245

Sample: GP-15 SL (13.00-13.50) **Lab ID: 50258245025** Collected: 05/27/20 14:58 Received: 05/28/20 08:26 Matrix: Solid

Results reported on a "dry weight" basis and are adjusted for percent moisture, sample size and any dilutions.

Parameters	Results	Units	Report Limit	MDL	DF	Prepared	Analyzed	CAS No.	Qual
8260 MSV 5035A VOA	Analytical Method: EPA 8260								
	Pace Analytical Services - Indianapolis								
1,1-Dichloroethane	ND	mg/kg	0.0046	0.00034	1		06/03/20 13:47	75-34-3	
1,2-Dichloroethane	ND	mg/kg	0.0046	0.00037	1		06/03/20 13:47	107-06-2	
cis-1,2-Dichloroethene	ND	mg/kg	0.0046	0.00029	1		06/03/20 13:47	156-59-2	
trans-1,2-Dichloroethene	ND	mg/kg	0.0046	0.00021	1		06/03/20 13:47	156-60-5	
Methylene Chloride	ND	mg/kg	0.019	0.0023	1		06/03/20 13:47	75-09-2	
Tetrachloroethene	**0.27**	mg/kg	0.0046	0.00028	1		06/03/20 13:47	127-18-4	
1,1,1-Trichloroethane	ND	mg/kg	0.0046	0.00020	1		06/03/20 13:47	71-55-6	
Trichloroethene	**0.0090**	mg/kg	0.0046	0.00019	1		06/03/20 13:47	79-01-6	
Vinyl chloride	ND	mg/kg	0.0046	0.00017	1		06/03/20 13:47	75-01-4	
Surrogates									
Dibromofluoromethane (S)	91	%.	73-133		1		06/03/20 13:47	1868-53-7	
Toluene-d8 (S)	105	%.	73-130		1		06/03/20 13:47	2037-26-5	
4-Bromofluorobenzene (S)	94	%.	55-129		1		06/03/20 13:47	460-00-4	
Percent Moisture	Analytical Method: SM 2540G								
	Pace Analytical Services - Indianapolis								
Percent Moisture	**7.5**	%	0.10	0.10	1		06/02/20 10:44		

This report shall not be reproduced, except in full,
without the written consent of Pace Analytical Services, LLC.

7/5/20

Pace Analytical Services, LLC
7726 Moller Road
Indianapolis, IN 46268
(317)228-3100

ANALYTICAL RESULTS

Project: Amphenol
Pace Project No.: 50258245

Sample: GP-15 SL (19.75-20.25) **Lab ID: 50258245026** Collected: 05/27/20 15:08 Received: 05/28/20 08:26 Matrix: Solid

Results reported on a "dry weight" basis and are adjusted for percent moisture, sample size and any dilutions.

Parameters	Results	Units	Report Limit	MDL	DF	Prepared	Analyzed	CAS No.	Qual
8260 MSV 5035A VOA	Analytical Method: EPA 8260								
	Pace Analytical Services - Indianapolis								
1,1-Dichloroethane	ND	mg/kg	0.0050	0.00037	1		06/03/20 14:12	75-34-3	
1,2-Dichloroethane	ND	mg/kg	0.0050	0.00040	1		06/03/20 14:12	107-06-2	
cis-1,2-Dichloroethene	ND	mg/kg	0.0050	0.00031	1		06/03/20 14:12	156-59-2	
trans-1,2-Dichloroethene	ND	mg/kg	0.0050	0.00023	1		06/03/20 14:12	156-60-5	
Methylene Chloride	ND	mg/kg	0.020	0.0024	1		06/03/20 14:12	75-09-2	
Tetrachloroethene	**28.8**	mg/kg	1.1	0.69	200		06/04/20 10:28	127-18-4	
1,1,1-Trichloroethane	**0.0074**	mg/kg	0.0050	0.00022	1		06/03/20 14:12	71-55-6	
Trichloroethene	ND	mg/kg	0.0050	0.00020	1		06/03/20 14:12	79-01-6	
Vinyl chloride	ND	mg/kg	0.0050	0.00018	1		06/03/20 14:12	75-01-4	
Surrogates									
Dibromofluoromethane (S)	74	%.	73-133		1		06/03/20 14:12	1868-53-7	
Toluene-d8 (S)	112	%.	73-130		1		06/03/20 14:12	2037-26-5	
4-Bromofluorobenzene (S)	95	%.	55-129		1		06/03/20 14:12	460-00-4	
Percent Moisture	Analytical Method: SM 2540G								
	Pace Analytical Services - Indianapolis								
Percent Moisture	**15.2**	%	0.10	0.10	1		06/02/20 10:45		

7/5/20

Pace Analytical Services, LLC
7726 Moller Road
Indianapolis, IN 46268
(317)228-3100

ANALYTICAL RESULTS

Project: Amphenol
Pace Project No.: 50258245

Sample: GP-15 SL (22.00-22.50) **Lab ID: 50258245027** Collected: 05/27/20 15:12 Received: 05/28/20 08:26 Matrix: Solid

Results reported on a "dry weight" basis and are adjusted for percent moisture, sample size and any dilutions.

Parameters	Results	Units	Report Limit	MDL	DF	Prepared	Analyzed	CAS No.	Qual
8260 MSV 5035A VOA	Analytical Method: EPA 8260								
	Pace Analytical Services - Indianapolis								
1,1-Dichloroethane	ND	mg/kg	0.0051	0.00037	1		06/03/20 14:36	75-34-3	
1,2-Dichloroethane	ND	mg/kg	0.0051	0.00041	1		06/03/20 14:36	107-06-2	
cis-1,2-Dichloroethene	ND	mg/kg	0.0051	0.00031	1		06/03/20 14:36	156-59-2	
trans-1,2-Dichloroethene	ND	mg/kg	0.0051	0.00023	1		06/03/20 14:36	156-60-5	
Methylene Chloride	ND	mg/kg	0.020	0.0025	1		06/03/20 14:36	75-09-2	
Tetrachloroethene	**7.3**	mg/kg	0.24	0.014	50		06/03/20 23:43	127-18-4	
1,1,1-Trichloroethane	**0.0096**	mg/kg	0.0051	0.00022	1		06/03/20 14:36	71-55-6	
Trichloroethene	ND	mg/kg	0.0051	0.00020	1		06/03/20 14:36	79-01-6	
Vinyl chloride	ND	mg/kg	0.0051	0.00018	1		06/03/20 14:36	75-01-4	
Surrogates									
Dibromofluoromethane (S)	79	%.	73-133		1		06/03/20 14:36	1868-53-7	
Toluene-d8 (S)	104	%.	73-130		1		06/03/20 14:36	2037-26-5	
4-Bromofluorobenzene (S)	91	%.	55-129		1		06/03/20 14:36	460-00-4	
Percent Moisture	Analytical Method: SM 2540G								
	Pace Analytical Services - Indianapolis								
Percent Moisture	**12.5**	%	0.10	0.10	1		06/02/20 10:46		

This report shall not be reproduced, except in full,
without the written consent of Pace Analytical Services, LLC.

7/5/20 8

Pace Analytical Services, LLC
7726 Moller Road
Indianapolis, IN 46268
(317)228-3100

ANALYTICAL RESULTS

Project: Amphenol
Pace Project No.: 50258245

Sample: GP-15 SL (23.00-23.50) **Lab ID: 50258245028** Collected: 05/27/20 15:20 Received: 05/28/20 08:26 Matrix: Solid

Results reported on a "dry weight" basis and are adjusted for percent moisture, sample size and any dilutions.

Parameters	Results	Units	Report Limit	MDL	DF	Prepared	Analyzed	CAS No.	Qual
8260 MSV 5035A VOA	Analytical Method: EPA 8260								
	Pace Analytical Services - Indianapolis								
1,1-Dichloroethane	ND	mg/kg	2.1	0.26	500		06/03/20 18:28	75-34-3	
1,2-Dichloroethane	ND	mg/kg	2.1	0.31	500		06/03/20 18:28	107-06-2	
cis-1,2-Dichloroethene	ND	mg/kg	2.1	0.42	500		06/03/20 18:28	156-59-2	
trans-1,2-Dichloroethene	ND	mg/kg	2.1	0.34	500		06/03/20 18:28	156-60-5	
Methylene Chloride	ND	mg/kg	8.2	0.97	500		06/03/20 18:28	75-09-2	
Tetrachloroethene	**16.1**	mg/kg	2.1	0.24	500		06/03/20 18:28	127-18-4	
1,1,1-Trichloroethane	ND	mg/kg	2.1	0.24	500		06/03/20 18:28	71-55-6	
Trichloroethene	**11.1**	mg/kg	2.1	0.39	500		06/03/20 18:28	79-01-6	
Vinyl chloride	ND	mg/kg	2.1	0.12	500		06/03/20 18:28	75-01-4	
Surrogates									
Dibromofluoromethane (S)	104	%.	73-133		500		06/03/20 18:28	1868-53-7	D4
Toluene-d8 (S)	98	%.	73-130		500		06/03/20 18:28	2037-26-5	
4-Bromofluorobenzene (S)	99	%.	55-129		500		06/03/20 18:28	460-00-4	
Percent Moisture	Analytical Method: SM 2540G								
	Pace Analytical Services - Indianapolis								
Percent Moisture	**7.8**	%	0.10	0.10	1		06/02/20 10:46		

This report shall not be reproduced, except in full,
without the written consent of Pace Analytical Services, LLC.

7/5/20

Pace Analytical Services, LLC
7726 Moller Road
Indianapolis, IN 46268
(317)228-3100

ANALYTICAL RESULTS

Project: Amphenol
Pace Project No.: 50258245

Sample: GP-16 SL (18.75-19.25) **Lab ID: 50258245029** Collected: 05/27/20 15:37 Received: 05/28/20 08:26 Matrix: Solid

Results reported on a "dry weight" basis and are adjusted for percent moisture, sample size and any dilutions.

Parameters	Results	Units	Report Limit	MDL	DF	Prepared	Analyzed	CAS No.	Qual
8260 MSV 5035A VOA	Analytical Method: EPA 8260								
	Pace Analytical Services - Indianapolis								
1,1-Dichloroethane	ND	mg/kg	0.0050	0.00037	1		06/03/20 15:01	75-34-3	
1,2-Dichloroethane	ND	mg/kg	0.0050	0.00040	1		06/03/20 15:01	107-06-2	
cis-1,2-Dichloroethene	ND	mg/kg	0.0050	0.00031	1		06/03/20 15:01	156-59-2	
trans-1,2-Dichloroethene	ND	mg/kg	0.0050	0.00023	1		06/03/20 15:01	156-60-5	
Methylene Chloride	ND	mg/kg	0.020	0.0024	1		06/03/20 15:01	75-09-2	
Tetrachloroethene	**0.20**	mg/kg	0.0050	0.00030	1		06/03/20 15:01	127-18-4	
1,1,1-Trichloroethane	ND	mg/kg	0.0050	0.00022	1		06/03/20 15:01	71-55-6	
Trichloroethene	ND	mg/kg	0.0050	0.00020	1		06/03/20 15:01	79-01-6	
Vinyl chloride	ND	mg/kg	0.0050	0.00018	1		06/03/20 15:01	75-01-4	
Surrogates									
Dibromofluoromethane (S)	98	%.	73-133		1		06/03/20 15:01	1868-53-7	
Toluene-d8 (S)	103	%.	73-130		1		06/03/20 15:01	2037-26-5	
4-Bromofluorobenzene (S)	97	%.	55-129		1		06/03/20 15:01	460-00-4	
Percent Moisture	Analytical Method: SM 2540G								
	Pace Analytical Services - Indianapolis								
Percent Moisture	**14.3**	%	0.10	0.10	1		06/02/20 10:46		

This report shall not be reproduced, except in full,
without the written consent of Pace Analytical Services, LLC.

7/5/20

Pace Analytical Services, LLC
7726 Moller Road
Indianapolis, IN 46268
(317)228-3100

ANALYTICAL RESULTS

Project: Amphenol
Pace Project No.: 50258245

Sample: GP-16 SL (22.50-23.00) **Lab ID: 50258245030** Collected: 05/27/20 15:45 Received: 05/28/20 08:26 Matrix: Solid

Results reported on a "dry weight" basis and are adjusted for percent moisture, sample size and any dilutions.

Parameters	Results	Units	Report Limit	MDL	DF	Prepared	Analyzed	CAS No.	Qual
8260 MSV 5035A VOA	Analytical Method: EPA 8260								
	Pace Analytical Services - Indianapolis								
1,1-Dichloroethane	ND	mg/kg	5.1	0.83	1000		06/03/20 08:59	75-34-3	
1,2-Dichloroethane	ND	mg/kg	5.1	0.56	1000		06/03/20 08:59	107-06-2	
cis-1,2-Dichloroethene	ND	mg/kg	5.1	0.64	1000		06/03/20 08:59	156-59-2	
trans-1,2-Dichloroethene	ND	mg/kg	5.1	0.93	1000		06/03/20 08:59	156-60-5	
Methylene Chloride	ND	mg/kg	20.6	1.0	1000		06/03/20 08:59	75-09-2	
Tetrachloroethene	**48.4**	mg/kg	5.1	0.89	1000		06/03/20 08:59	127-18-4	
1,1,1-Trichloroethane	ND	mg/kg	5.1	0.61	1000		06/03/20 08:59	71-55-6	
Trichloroethene	ND	mg/kg	5.1	0.76	1000		06/03/20 08:59	79-01-6	
Vinyl chloride	ND UJ	mg/kg	5.1	0.45	1000		06/03/20 08:59	75-01-4	
Surrogates									
Dibromofluoromethane (S)	102	%.	73-133		1000		06/03/20 08:59	1868-53-7	D4
Toluene-d8 (S)	99	%.	73-130		1000		06/03/20 08:59	2037-26-5	
4-Bromofluorobenzene (S)	99	%.	55-129		1000		06/03/20 08:59	460-00-4	
Percent Moisture	Analytical Method: SM 2540G								
	Pace Analytical Services - Indianapolis								
Percent Moisture	**12.4**	%	0.10	0.10	1		06/02/20 10:46		

7/5/20

Pace Analytical Services, LLC
7726 Moller Road
Indianapolis, IN 46268
(317)228-3100

ANALYTICAL RESULTS

Project: Amphenol
Pace Project No.: 50258245

Sample: GP-16 SL (23.25-23.75) **Lab ID: 50258245031** Collected: 05/27/20 15:55 Received: 05/28/20 08:26 Matrix: Solid

Results reported on a "dry weight" basis and are adjusted for percent moisture, sample size and any dilutions.

Parameters	Results	Units	Report Limit	MDL	DF	Prepared	Analyzed	CAS No.	Qual
8260 MSV 5035A VOA	Analytical Method: EPA 8260								
	Pace Analytical Services - Indianapolis								
1,1-Dichloroethane	ND	mg/kg	26.9	4.3	5000		06/03/20 10:09	75-34-3	
1,2-Dichloroethane	ND	mg/kg	26.9	2.9	5000		06/03/20 10:09	107-06-2	
cis-1,2-Dichloroethene	ND	mg/kg	26.9	3.3	5000		06/03/20 10:09	156-59-2	
trans-1,2-Dichloroethene	ND	mg/kg	26.9	4.8	5000		06/03/20 10:09	156-60-5	
Methylene Chloride	ND	mg/kg	108	5.4	5000		06/03/20 10:09	75-09-2	
Tetrachloroethene	**370**	mg/kg	26.9	4.6	5000		06/03/20 10:09	127-18-4	
1,1,1-Trichloroethane	ND	mg/kg	26.9	3.2	5000		06/03/20 10:09	71-55-6	
Trichloroethene	ND	mg/kg	26.9	4.0	5000		06/03/20 10:09	79-01-6	
Vinyl chloride	ND UJ	mg/kg	26.9	2.4	5000		06/03/20 10:09	75-01-4	
Surrogates									
Dibromofluoromethane (S)	101	%.	73-133		5000		06/03/20 10:09	1868-53-7	D4
Toluene-d8 (S)	98	%.	73-130		5000		06/03/20 10:09	2037-26-5	
4-Bromofluorobenzene (S)	97	%.	55-129		5000		06/03/20 10:09	460-00-4	
Percent Moisture	Analytical Method: SM 2540G								
	Pace Analytical Services - Indianapolis								
Percent Moisture	**12.3**	%	0.10	0.10	1		06/02/20 10:46		

REPORT OF LABORATORY ANALYSIS

This report shall not be reproduced, except in full,
without the written consent of Pace Analytical Services, LLC.

7/5/20

Pace Analytical Services, LLC
7726 Moller Road
Indianapolis, IN 46268
(317)228-3100

ANALYTICAL RESULTS

Project: Amphenol
Pace Project No.: 50258245

Sample: GP-16 SL (23.85-24.35) **Lab ID: 50258245032** Collected: 05/27/20 16:01 Received: 05/28/20 08:26 Matrix: Solid

Results reported on a "dry weight" basis and are adjusted for percent moisture, sample size and any dilutions.

Parameters	Results	Units	Report Limit	MDL	DF	Prepared	Analyzed	CAS No.	Qual
8260 MSV 5035A VOA	Analytical Method: EPA 8260								
	Pace Analytical Services - Indianapolis								
1,1-Dichloroethane	ND	mg/kg	4.3	0.55	1000		06/03/20 19:03	75-34-3	
1,2-Dichloroethane	ND	mg/kg	4.3	0.65	1000		06/03/20 19:03	107-06-2	
cis-1,2-Dichloroethene	ND	mg/kg	4.3	0.87	1000		06/03/20 19:03	156-59-2	
trans-1,2-Dichloroethene	ND	mg/kg	4.3	0.71	1000		06/03/20 19:03	156-60-5	
Methylene Chloride	ND	mg/kg	17.3	2.0	1000		06/03/20 19:03	75-09-2	
Tetrachloroethene	**110**	mg/kg	4.3	0.51	1000		06/03/20 19:03	127-18-4	
1,1,1-Trichloroethane	ND	mg/kg	4.3	0.51	1000		06/03/20 19:03	71-55-6	
Trichloroethene	**6.8**	mg/kg	4.3	0.83	1000		06/03/20 19:03	79-01-6	
Vinyl chloride	ND	mg/kg	4.3	0.25	1000		06/03/20 19:03	75-01-4	
Surrogates									
Dibromofluoromethane (S)	100	%.	73-133		1000		06/03/20 19:03	1868-53-7	D4
Toluene-d8 (S)	98	%.	73-130		1000		06/03/20 19:03	2037-26-5	
4-Bromofluorobenzene (S)	99	%.	55-129		1000		06/03/20 19:03	460-00-4	
Percent Moisture	Analytical Method: SM 2540G								
	Pace Analytical Services - Indianapolis								
Percent Moisture	**6.8**	%	0.10	0.10	1		06/02/20 10:46		

This report shall not be reproduced, except in full,
without the written consent of Pace Analytical Services, LLC.

7/5/20

Pace Analytical Services, LLC
7726 Moller Road
Indianapolis, IN 46268
(317)228-3100

ANALYTICAL RESULTS

Project: Amphenol
Pace Project No.: 50258245

Sample: GP-17 SL (13.50-14.00) **Lab ID: 50258245033** Collected: 05/27/20 16:10 Received: 05/28/20 08:26 Matrix: Solid

Results reported on a "dry weight" basis and are adjusted for percent moisture, sample size and any dilutions.

Parameters	Results	Units	Report Limit	MDL	DF	Prepared	Analyzed	CAS No.	Qual
8260 MSV 5035A VOA	Analytical Method: EPA 8260								
	Pace Analytical Services - Indianapolis								
1,1-Dichloroethane	ND	mg/kg	0.0045	0.00033	1		06/03/20 15:26	75-34-3	
1,2-Dichloroethane	ND	mg/kg	0.0045	0.00036	1		06/03/20 15:26	107-06-2	
cis-1,2-Dichloroethene	ND	mg/kg	0.0045	0.00028	1		06/03/20 15:26	156-59-2	
trans-1,2-Dichloroethene	ND	mg/kg	0.0045	0.00021	1		06/03/20 15:26	156-60-5	
Methylene Chloride	ND	mg/kg	0.018	0.0022	1		06/03/20 15:26	75-09-2	
Tetrachloroethene	**0.047**	mg/kg	0.0045	0.00027	1		06/03/20 15:26	127-18-4	
1,1,1-Trichloroethane	ND	mg/kg	0.0045	0.00020	1		06/03/20 15:26	71-55-6	
Trichloroethene	**0.0054**	mg/kg	0.0045	0.00018	1		06/03/20 15:26	79-01-6	
Vinyl chloride	ND	mg/kg	0.0045	0.00016	1		06/03/20 15:26	75-01-4	
Surrogates									
Dibromofluoromethane (S)	107	%.	73-133		1		06/03/20 15:26	1868-53-7	
Toluene-d8 (S)	100	%.	73-130		1		06/03/20 15:26	2037-26-5	
4-Bromofluorobenzene (S)	98	%.	55-129		1		06/03/20 15:26	460-00-4	
Percent Moisture	Analytical Method: SM 2540G								
	Pace Analytical Services - Indianapolis								
Percent Moisture	**8.6**	%	0.10	0.10	1		06/02/20 10:47		

7/5/20

Pace Analytical Services, LLC
7726 Moller Road
Indianapolis, IN 46268
(317)228-3100

ANALYTICAL RESULTS

Project: Amphenol
Pace Project No.: 50258245

Sample: GP-17 SL (16.75-17.25) **Lab ID: 50258245034** Collected: 05/27/20 16:13 Received: 05/28/20 08:26 Matrix: Solid

Results reported on a "dry weight" basis and are adjusted for percent moisture, sample size and any dilutions.

Parameters	Results	Units	Report Limit	MDL	DF	Prepared	Analyzed	CAS No.	Qual
8260 MSV 5035A VOA	Analytical Method: EPA 8260								
	Pace Analytical Services - Indianapolis								
1,1-Dichloroethane	ND	mg/kg	0.0046	0.00034	1		06/03/20 15:50	75-34-3	
1,2-Dichloroethane	ND	mg/kg	0.0046	0.00037	1		06/03/20 15:50	107-06-2	
cis-1,2-Dichloroethene	ND	mg/kg	0.0046	0.00029	1		06/03/20 15:50	156-59-2	
trans-1,2-Dichloroethene	ND	mg/kg	0.0046	0.00021	1		06/03/20 15:50	156-60-5	
Methylene Chloride	ND	mg/kg	0.019	0.0023	1		06/03/20 15:50	75-09-2	
Tetrachloroethene	**0.039**	mg/kg	0.0046	0.00028	1		06/03/20 15:50	127-18-4	
1,1,1-Trichloroethane	ND	mg/kg	0.0046	0.00020	1		06/03/20 15:50	71-55-6	
Trichloroethene	ND	mg/kg	0.0046	0.00019	1		06/03/20 15:50	79-01-6	
Vinyl chloride	ND	mg/kg	0.0046	0.00017	1		06/03/20 15:50	75-01-4	
Surrogates									
Dibromofluoromethane (S)	103	%.	73-133		1		06/03/20 15:50	1868-53-7	
Toluene-d8 (S)	94	%.	73-130		1		06/03/20 15:50	2037-26-5	
4-Bromofluorobenzene (S)	97	%.	55-129		1		06/03/20 15:50	460-00-4	
Percent Moisture	Analytical Method: SM 2540G								
	Pace Analytical Services - Indianapolis								
Percent Moisture	**10.9**	%	0.10	0.10	1		06/02/20 10:47		

REPORT OF LABORATORY ANALYSIS

This report shall not be reproduced, except in full,
without the written consent of Pace Analytical Services, LLC.

7/5/20

Pace Analytical Services, LLC
7726 Moller Road
Indianapolis, IN 46268
(317)228-3100

ANALYTICAL RESULTS

Project: Amphenol
Pace Project No.: 50258245

Sample: GP-17 SL (22.35-22.85) **Lab ID: 50258245035** Collected: 05/27/20 16:20 Received: 05/28/20 08:26 Matrix: Solid

Results reported on a "dry weight" basis and are adjusted for percent moisture, sample size and any dilutions.

Parameters	Results	Units	Report Limit	MDL	DF	Prepared	Analyzed	CAS No.	Qual
8260 MSV 5035A VOA	Analytical Method: EPA 8260								
	Pace Analytical Services - Indianapolis								
1,1-Dichloroethane	ND	mg/kg	0.0046	0.00034	1		06/03/20 16:15	75-34-3	
1,2-Dichloroethane	ND	mg/kg	0.0046	0.00037	1		06/03/20 16:15	107-06-2	
cis-1,2-Dichloroethene	ND	mg/kg	0.0046	0.00029	1		06/03/20 16:15	156-59-2	
trans-1,2-Dichloroethene	ND	mg/kg	0.0046	0.00021	1		06/03/20 16:15	156-60-5	
Methylene Chloride	ND	mg/kg	0.018	0.0022	1		06/03/20 16:15	75-09-2	
Tetrachloroethene	ND	mg/kg	0.0046	0.00028	1		06/03/20 16:15	127-18-4	
1,1,1-Trichloroethane	**0.044**	mg/kg	0.0046	0.00020	1		06/03/20 16:15	71-55-6	
Trichloroethene	ND	mg/kg	0.0046	0.00018	1		06/03/20 16:15	79-01-6	
Vinyl chloride	ND	mg/kg	0.0046	0.00017	1		06/03/20 16:15	75-01-4	
Surrogates									
Dibromofluoromethane (S)	110	%.	73-133		1		06/03/20 16:15	1868-53-7	
Toluene-d8 (S)	94	%.	73-130		1		06/03/20 16:15	2037-26-5	
4-Bromofluorobenzene (S)	106	%.	55-129		1		06/03/20 16:15	460-00-4	
Percent Moisture	Analytical Method: SM 2540G								
	Pace Analytical Services - Indianapolis								
Percent Moisture	**12.0**	%	0.10	0.10	1		06/02/20 10:47		

REPORT OF LABORATORY ANALYSIS

This report shall not be reproduced, except in full,
without the written consent of Pace Analytical Services, LLC.

7/5/20

Pace Analytical Services, LLC
7726 Moller Road
Indianapolis, IN 46268
(317)228-3100

ANALYTICAL RESULTS

Project: Amphenol
Pace Project No.: 50258245

Sample: GP-17 SL (22.85-23.35) **Lab ID: 50258245036** Collected: 05/27/20 16:37 Received: 05/28/20 08:26 Matrix: Solid

Results reported on a "dry weight" basis and are adjusted for percent moisture, sample size and any dilutions.

Parameters	Results	Units	Report Limit	MDL	DF	Prepared	Analyzed	CAS No.	Qual
8260 MSV 5035A VOA	Analytical Method: EPA 8260								
	Pace Analytical Services - Indianapolis								
1,1-Dichloroethane	ND	mg/kg	0.0041	0.00031	1		06/03/20 16:40	75-34-3	
1,2-Dichloroethane	ND	mg/kg	0.0041	0.00033	1		06/03/20 16:40	107-06-2	
cis-1,2-Dichloroethene	ND	mg/kg	0.0041	0.00026	1		06/03/20 16:40	156-59-2	
trans-1,2-Dichloroethene	ND	mg/kg	0.0041	0.00019	1		06/03/20 16:40	156-60-5	
Methylene Chloride	ND	mg/kg	0.017	0.0020	1		06/03/20 16:40	75-09-2	
Tetrachloroethene	ND	mg/kg	0.0041	0.00025	1		06/03/20 16:40	127-18-4	
1,1,1-Trichloroethane	**0.0046**	mg/kg	0.0041	0.00018	1		06/03/20 16:40	71-55-6	
Trichloroethene	ND	mg/kg	0.0041	0.00017	1		06/03/20 16:40	79-01-6	
Vinyl chloride	ND	mg/kg	0.0041	0.00015	1		06/03/20 16:40	75-01-4	
Surrogates									
Dibromofluoromethane (S)	113	%.	73-133		1		06/03/20 16:40	1868-53-7	
Toluene-d8 (S)	111	%.	73-130		1		06/03/20 16:40	2037-26-5	
4-Bromofluorobenzene (S)	86	%.	55-129		1		06/03/20 16:40	460-00-4	
Percent Moisture	Analytical Method: SM 2540G								
	Pace Analytical Services - Indianapolis								
Percent Moisture	**8.3**	%	0.10	0.10	1		06/02/20 10:47		

7/5/20

Pace Analytical Services, LLC
7726 Moller Road
Indianapolis, IN 46268
(317)228-3100

ANALYTICAL RESULTS

Project: Amphenol
Pace Project No.: 50258245

Sample: FD-4 SL **Lab ID: 50258245037** Collected: 05/27/20 08:00 Received: 05/28/20 08:26 Matrix: Solid

Results reported on a "dry weight" basis and are adjusted for percent moisture, sample size and any dilutions.

Parameters	Results	Units	Report Limit	MDL	DF	Prepared	Analyzed	CAS No.	Qual
8260 MSV 5035A VOA	Analytical Method: EPA 8260								
	Pace Analytical Services - Indianapolis								
1,1-Dichloroethane	ND	mg/kg	26.8	4.3	5000		06/03/20 09:34	75-34-3	
1,2-Dichloroethane	ND	mg/kg	26.8	2.9	5000		06/03/20 09:34	107-06-2	
cis-1,2-Dichloroethene	ND	mg/kg	26.8	3.3	5000		06/03/20 09:34	156-59-2	
trans-1,2-Dichloroethene	ND	mg/kg	26.8	4.8	5000		06/03/20 09:34	156-60-5	
Methylene Chloride	ND	mg/kg	107	5.3	5000		06/03/20 09:34	75-09-2	
Tetrachloroethene	**404**	mg/kg	26.8	4.6	5000		06/03/20 09:34	127-18-4	
1,1,1-Trichloroethane	ND	mg/kg	26.8	3.2	5000		06/03/20 09:34	71-55-6	
Trichloroethene	ND	mg/kg	26.8	4.0	5000		06/03/20 09:34	79-01-6	
Vinyl chloride	ND UJ	mg/kg	26.8	2.3	5000		06/03/20 09:34	75-01-4	
Surrogates									
Dibromofluoromethane (S)	101	%.	73-133		5000		06/03/20 09:34	1868-53-7	D4
Toluene-d8 (S)	98	%.	73-130		5000		06/03/20 09:34	2037-26-5	
4-Bromofluorobenzene (S)	98	%.	55-129		5000		06/03/20 09:34	460-00-4	
Percent Moisture	Analytical Method: SM 2540G								
	Pace Analytical Services - Indianapolis								
Percent Moisture	**15.4**	%	0.10	0.10	1		06/02/20 10:47		

This report shall not be reproduced, except in full,
without the written consent of Pace Analytical Services, LLC.

7/5/20

Pace Analytical Services, LLC
7726 Moller Road
Indianapolis, IN 46268
(317)228-3100

ANALYTICAL RESULTS

Project: Amphenol
Pace Project No.: 50258245

Sample: FD-5 SL **Lab ID: 50258245038** Collected: 05/27/20 08:00 Received: 05/28/20 08:26 Matrix: Solid

Results reported on a "dry weight" basis and are adjusted for percent moisture, sample size and any dilutions.

Parameters	Results	Units	Report Limit	MDL	DF	Prepared	Analyzed	CAS No.	Qual
8260 MSV 5035A VOA	Analytical Method: EPA 8260								
	Pace Analytical Services - Indianapolis								
1,1-Dichloroethane	ND	mg/kg	0.0054	0.00040	1		06/03/20 17:05	75-34-3	
1,2-Dichloroethane	ND	mg/kg	0.0054	0.00043	1		06/03/20 17:05	107-06-2	
cis-1,2-Dichloroethene	ND	mg/kg	0.0054	0.00034	1		06/03/20 17:05	156-59-2	
trans-1,2-Dichloroethene	ND	mg/kg	0.0054	0.00025	1		06/03/20 17:05	156-60-5	
Methylene Chloride	ND	mg/kg	0.022	0.0026	1		06/03/20 17:05	75-09-2	
Tetrachloroethene	**19.8**	mg/kg	1.2	0.80	200		06/04/20 11:36	127-18-4	
1,1,1-Trichloroethane	**0.018**	mg/kg	0.0054	0.00024	1		06/03/20 17:05	71-55-6	
Trichloroethene	**0.0093**	mg/kg	0.0054	0.00022	1		06/03/20 17:05	79-01-6	
Vinyl chloride	ND	mg/kg	0.0054	0.00020	1		06/03/20 17:05	75-01-4	
Surrogates									
Dibromofluoromethane (S)	85	%.	73-133		1		06/03/20 17:05	1868-53-7	
Toluene-d8 (S)	106	%.	73-130		1		06/03/20 17:05	2037-26-5	
4-Bromofluorobenzene (S)	96	%.	55-129		1		06/03/20 17:05	460-00-4	
Percent Moisture	Analytical Method: SM 2540G								
	Pace Analytical Services - Indianapolis								
Percent Moisture	**14.9**	%	0.10	0.10	1		06/02/20 10:47		

This report shall not be reproduced, except in full,
without the written consent of Pace Analytical Services, LLC.

7/5/20

Pace Analytical Services, LLC
7726 Moller Road
Indianapolis, IN 46268
(317)228-3100

ANALYTICAL RESULTS

Project: Amphenol
Pace Project No.: 50258245

Sample: FD-6 SL **Lab ID: 50258245039** Collected: 05/27/20 08:00 Received: 05/28/20 08:26 Matrix: Solid

Results reported on a "dry weight" basis and are adjusted for percent moisture, sample size and any dilutions.

Parameters	Results	Units	Report Limit	MDL	DF	Prepared	Analyzed	CAS No.	Qual
8260 MSV 5035A VOA	Analytical Method: EPA 8260								
	Pace Analytical Services - Indianapolis								
1,1-Dichloroethane	ND	mg/kg	0.0052	0.00038	1		06/04/20 00:57	75-34-3	
1,2-Dichloroethane	ND	mg/kg	0.0052	0.00041	1		06/04/20 00:57	107-06-2	
cis-1,2-Dichloroethene	ND	mg/kg	0.0052	0.00032	1		06/04/20 00:57	156-59-2	
trans-1,2-Dichloroethene	ND	mg/kg	0.0052	0.00024	1		06/04/20 00:57	156-60-5	
Methylene Chloride	ND	mg/kg	0.021	0.0025	1		06/04/20 00:57	75-09-2	
Tetrachloroethene	**30.9**	mg/kg	2.6	1.7	500		06/04/20 12:09	127-18-4	
1,1,1-Trichloroethane	**0.0067** J	mg/kg	0.0052	0.00023	1		06/04/20 00:57	71-55-6	
Trichloroethene	ND	mg/kg	0.0052	0.00021	1		06/04/20 00:57	79-01-6	
Vinyl chloride	ND	mg/kg	0.0052	0.00019	1		06/04/20 00:57	75-01-4	
Surrogates									
Dibromofluoromethane (S)	85	%.	73-133		1		06/04/20 00:57	1868-53-7	
Toluene-d8 (S)	104	%.	73-130		1		06/04/20 00:57	2037-26-5	
4-Bromofluorobenzene (S)	92	%.	55-129		1		06/04/20 00:57	460-00-4	
Percent Moisture	Analytical Method: SM 2540G								
	Pace Analytical Services - Indianapolis								
Percent Moisture	**14.9**	%	0.10	0.10	1		06/02/20 10:48		

This report shall not be reproduced, except in full,
without the written consent of Pace Analytical Services, LLC.

7/5/20

Pace Analytical Services, LLC
7726 Moller Road
Indianapolis, IN 46268
(317)228-3100

ANALYTICAL RESULTS

Project: Amphenol
Pace Project No.: 50258245

Sample: FD-7 SL **Lab ID: 50258245040** Collected: 05/27/20 08:00 Received: 05/28/20 08:26 Matrix: Solid

Results reported on a "dry weight" basis and are adjusted for percent moisture, sample size and any dilutions.

Parameters	Results	Units	Report Limit	MDL	DF	Prepared	Analyzed	CAS No.	Qual
8260 MSV 5035A VOA	Analytical Method: EPA 8260								
	Pace Analytical Services - Indianapolis								
1,1-Dichloroethane	ND	mg/kg	0.0052	0.00039	1		06/04/20 01:22	75-34-3	
1,2-Dichloroethane	ND	mg/kg	0.0052	0.00042	1		06/04/20 01:22	107-06-2	
cis-1,2-Dichloroethene	ND	mg/kg	0.0052	0.00032	1		06/04/20 01:22	156-59-2	
trans-1,2-Dichloroethene	ND	mg/kg	0.0052	0.00024	1		06/04/20 01:22	156-60-5	
Methylene Chloride	ND	mg/kg	0.021	0.0025	1		06/04/20 01:22	75-09-2	
Tetrachloroethene	ND	mg/kg	0.0052	0.00031	1		06/04/20 01:22	127-18-4	
1,1,1-Trichloroethane	**0.049** J	mg/kg	0.0052	0.00023	1		06/04/20 01:22	71-55-6	
Trichloroethene	ND	mg/kg	0.0052	0.00021	1		06/04/20 01:22	79-01-6	
Vinyl chloride	ND	mg/kg	0.0052	0.00019	1		06/04/20 01:22	75-01-4	
Surrogates									
Dibromofluoromethane (S)	109	%.	73-133		1		06/04/20 01:22	1868-53-7	
Toluene-d8 (S)	96	%.	73-130		1		06/04/20 01:22	2037-26-5	
4-Bromofluorobenzene (S)	94	%.	55-129		1		06/04/20 01:22	460-00-4	
Percent Moisture	Analytical Method: SM 2540G								
	Pace Analytical Services - Indianapolis								
Percent Moisture	**14.3**	%	0.10	0.10	1		06/02/20 11:11		

REPORT OF LABORATORY ANALYSIS

This report shall not be reproduced, except in full,
without the written consent of Pace Analytical Services, LLC.

7/5/23

Pace Analytical Services, LLC
7726 Moller Road
Indianapolis, IN 46268
(317)228-3100

ANALYTICAL RESULTS

Project: Amphenol
Pace Project No.: 50258245

Sample: TB-2 **Lab ID: 50258245041** Collected: 05/27/20 09:05 Received: 05/28/20 08:26 Matrix: Water

Parameters	Results	Units	Report Limit	MDL	DF	Prepared	Analyzed	CAS No.	Qual
8260/5030 MSV	Analytical Method: EPA 8260								
	Pace Analytical Services - Indianapolis								
1,1-Dichloroethane	ND	ug/L	5.0	0.26	1		06/03/20 04:17	75-34-3	
1,2-Dichloroethane	ND	ug/L	5.0	0.27	1		06/03/20 04:17	107-06-2	
cis-1,2-Dichloroethene	ND	ug/L	5.0	0.16	1		06/03/20 04:17	156-59-2	
trans-1,2-Dichloroethene	ND	ug/L	5.0	0.23	1		06/03/20 04:17	156-60-5	
Methylene Chloride	ND	ug/L	5.0	2.4	1		06/03/20 04:17	75-09-2	
Tetrachloroethene	ND	ug/L	5.0	0.22	1		06/03/20 04:17	127-18-4	
1,1,1-Trichloroethane	ND	ug/L	5.0	0.25	1		06/03/20 04:17	71-55-6	
Trichloroethene	ND	ug/L	5.0	0.26	1		06/03/20 04:17	79-01-6	
Vinyl chloride	ND	ug/L	2.0	0.13	1		06/03/20 04:17	75-01-4	
Surrogates									
Dibromofluoromethane (S)	107	%.	75-120		1		06/03/20 04:17	1868-53-7	
4-Bromofluorobenzene (S)	104	%.	85-116		1		06/03/20 04:17	460-00-4	
Toluene-d8 (S)	92	%.	83-111		1		06/03/20 04:17	2037-26-5	

This report shall not be reproduced, except in full,
without the written consent of Pace Analytical Services, LLC.

7/5/20

Pace Analytical Services, LLC
7726 Moller Road
Indianapolis, IN 46268
(317)228-3100

ANALYTICAL RESULTS

Project: Amphenol
Pace Project No.: 50258245

Sample: EB-2 WT **Lab ID: 50258245042** Collected: 05/27/20 10:50 Received: 05/28/20 08:26 Matrix: Water

Parameters	Results	Units	Report Limit	MDL	DF	Prepared	Analyzed	CAS No.	Qual
8260/5030 MSV	Analytical Method: EPA 8260								
	Pace Analytical Services - Indianapolis								
1,1-Dichloroethane	ND	ug/L	5.0	0.26	1		06/03/20 04:42	75-34-3	
1,2-Dichloroethane	ND	ug/L	5.0	0.27	1		06/03/20 04:42	107-06-2	
cis-1,2-Dichloroethene	ND	ug/L	5.0	0.16	1		06/03/20 04:42	156-59-2	
trans-1,2-Dichloroethene	ND	ug/L	5.0	0.23	1		06/03/20 04:42	156-60-5	
Methylene Chloride	ND	ug/L	5.0	2.4	1		06/03/20 04:42	75-09-2	
Tetrachloroethene	ND	ug/L	5.0	0.22	1		06/03/20 04:42	127-18-4	
1,1,1-Trichloroethane	ND	ug/L	5.0	0.25	1		06/03/20 04:42	71-55-6	
Trichloroethene	ND	ug/L	5.0	0.26	1		06/03/20 04:42	79-01-6	
Vinyl chloride	ND	ug/L	2.0	0.13	1		06/03/20 04:42	75-01-4	
Surrogates									
Dibromofluoromethane (S)	108	%.	75-120		1		06/03/20 04:42	1868-53-7	
4-Bromofluorobenzene (S)	104	%.	85-116		1		06/03/20 04:42	460-00-4	
Toluene-d8 (S)	91	%.	83-111		1		06/03/20 04:42	2037-26-5	

This report shall not be reproduced, except in full,
without the written consent of Pace Analytical Services, LLC.

7/5/20

LDC #: 48404B1a

SDG #: 50258245

Laboratory: Pace Analytical Services, LLC

VALIDATION COMPLETENESS WORKSHEET

Level III

Date: 07/01/20

Page: 1 of 1

Reviewer: [illegible]

2nd Reviewer: [illegible]

METHOD: GC/MS Volatiles (EPA SW 846 Method 8260C

The samples listed below were reviewed for each of the following validation areas. Validation findings are noted in attached validation findings worksheets.

	Validation Area		Comments
I.	Sample receipt/Technical holding times	A / A	
II.	GC/MS Instrument performance check	A	
III.	Initial calibration/ICV	A / A	ICAL ≤ 20% r̄ RW ≤ 30%
IV.	Continuing calibration	SW	CCV ≤ 20%
V.	Laboratory Blanks	A	
VI.	Field blanks	ND	TB = 41 EB = 42
VII.	Surrogate spikes	A	
VIII.	Matrix spike/Matrix spike duplicates	~~SW~~ A	
IX.	Laboratory control samples	A	LCS
X.	Field duplicates	SW	D = 7/37, 18/38, 26/39, 35/40
XI.	Internal standards	A	
XII.	Compound quantitation RL/LOQ/LODs	N	
XIII.	Target compound identification	N	
XIV.	System performance	N	
XV.	Overall assessment of data	A	

Note: A = Acceptable; N = Not provided/applicable; SW = See worksheet; ND = No compounds detected; R = Rinsate; FB = Field blank; D = Duplicate; TB = Trip blank; EB = Equipment blank; SB=Source blank; OTHER:

	Client ID	Lab ID	Matrix	Date
1 1	GP-9 SL (19.00-19.50)	50258245001	Soil	05/27/20
2 1	GP-9 SL (20.75-21.25)	50258245002	Soil	05/27/20
3 4	GP-9 SL (22.00-22.50)	50258245003	Soil	05/27/20
4 1	GP-9 SL (22.50-23.00)	50258245004	Soil	05/27/20
5 2	GP-10 SL (18.75-19.25)	50258245005	Soil	05/27/20
6 2	GP-10 SL (19.75-20.25)	50258245006	Soil	05/27/20
7 2	GP-10 SL (22.75-23.25) D1	50258245007	Soil	05/27/20
8 4	GP-10 SL (23.65-24.15)	50258245008	Soil	05/27/20
9 2	GP-11 SL (21.00-21.50)	50258245009	Soil	05/27/20
10 2	GP-11 SL (22.75-23.25)	50258245010	Soil	05/27/20
11 4	GP-11 SL (23.75-24.25)	50258245011	Soil	05/27/20
12 2	GP-11 SL (24.75-25.25)	50258245012	Soil	05/27/20
13 3	GP-12 SL (4.25-4.75)	50258245013	Soil	05/27/20
14 3	GP-12 SL (16.00-16.50)	50258245014	Soil	05/27/20

LDC #: 48404B1a

SDG #: 50258245

Laboratory: Pace Analytical Services, LLC

VALIDATION COMPLETENESS WORKSHEET

Level III

Date: 07/01/20

Page: 2 of 2

Reviewer: SG

2nd Reviewer: [illegible]

METHOD: GC/MS Volatiles (EPA SW 846 Method 8260)

	Client ID	Lab ID	Matrix	Date
15 5	GP-12 SL (23.25-23.75)	50258245015	Soil	05/27/20
16 5	GP-12 SL (24.00-24.50)	50258245016	Soil	05/27/20
17 5	GP-13 SL (14.00-14.50)	50258245017	Soil	05/27/20
18 5/6	GP-13 SL (18.75-19.25) D2	50258245018	Soil	05/27/20
19 5	GP-13 SL (23.00-23.50)	50258245019	Soil	05/27/20
20 5/6	GP-13 SL (23.50-24.00)	50258245020	Soil	05/27/20
21 5	GP-14 SL (18.75-19.25)	50258245021	Soil	05/27/20
22 2	GP-14 SL (19.75-20.25)	50258245022	Soil	05/27/20
23 5/6	GP-14 SL (22.00-23.00)	50258245023	Soil	05/27/20
24 5	GP-14 SL (24.00-24.50)	50258245024	Soil	05/27/20
25 5	GP-15 SL (13.00-13.50)	50258245025	Soil	05/27/20
26 5	GP-15 SL (19.75-20.25) D3	50258245026	Soil	05/27/20
27 5/6	GP-15 SL (22.00-22.50)	50258245027	Soil	05/27/20
28 4	GP-15 SL (23.00-23.50)	50258245028	Soil	05/27/20
29 5	GP-16 SL (18.75-19.25)	50258245029	Soil	05/27/20
30 2	GP-16 SL (22.50-23.00)	50258245030	Soil	05/27/20
31 2	GP-16 SL (23.25-23.75)	50258245031	Soil	05/27/20
32 4	GP-16 SL (23.85-24.35)	50258245032	Soil	05/27/20
33 5	GP-17 SL (13.50-14.00)	50258245033	Soil	05/27/20
34 5	GP-17 SL (16.75-17.25)	50258245034	Soil	05/27/20
35 5	GP-17 SL (22.35-22.85) D4	50258245035	Soil	05/27/20
36 5	GP-17 SL (22.85-23.35)	50258245036	Soil	05/27/20
37 2	FD-4 SL D1	50258245037	Soil	05/27/20
38 5	FD-5 SL D2	50258245038	Soil	05/27/20
39 6	FD-6 SL D3	50258245039	Soil	05/27/20
40 6	FD-7 SL D4	50258245040	Soil	05/27/20
41 7	TB-2	50258245041	Water	05/27/20
42 7	EB-2 WT	50258245042	Water	05/27/20
43 5	GP-13 SL (14.00-14.50)MS	50258245017MS	Soil	05/27/20
44 5	GP-13 SL (14.00-14.50)MSD	50258245017MSD	Soil	05/27/20
45				
46 1	2606305 BLANK	4. 2607262 BLANK	7. 2606330 BLANK	
47 2	2606311	5. 2606341		
48 3	2606307	6. 2607577		
49				

(Short list)

TARGET COMPOUND WORKSHEET

METHOD: VOA

A. Chloromethane	AA. Tetrachloroethene	AAA. 1,3,5-Trimethylbenzene	AAAA. Ethyl tert-butyl ether	A1. 1,3-Butadiene	A2.
B. Bromomethane	BB. 1,1,2,2-Tetrachloroethane	BBB. 4-Chlorotoluene	BBBB. tert-Amyl methyl ether	B1. Hexane	B2.
C. Vinyl choride	CC. Toluene	CCC. tert-Butylbenzene	CCCC. 1-Chlorohexane	C1. Heptane	C2.
D. Chloroethane	DD. Chlorobenzene	DDD. 1,2,4-Trimethylbenzene	DDDD. Isopropyl alcohol	D1. Propylene	D2.
E. Methylene chloride	EE. Ethylbenzene	EEE. sec-Butylbenzene	EEEE. Acetonitrile	E1. Freon 11	E2.
F. Acetone	FF. Styrene	FFF. 1,3-Dichlorobenzene	FFFF. Acrolein	F1. Freon 12	F2.
G. Carbon disulfide	GG. Xylenes, total	GGG. p-Isopropyltoluene	GGGG. Acrylonitrile	G1. Freon 113	G2.
H. 1,1-Dichloroethene	HH. Vinyl acetate	HHH. 1,4-Dichlorobenzene	HHHH. 1,4-Dioxane	H1. Freon 114	H2.
I. 1,1-Dichloroethane	II. 2-Chloroethylvinyl ether	III. n-Butylbenzene	IIII. Isobutyl alcohol	I1. 2-Nitropropane	I2.
J. 1,2-Dichloroethene, total	JJ. Dichlorodifluoromethane	JJJ. 1,2-Dichlorobenzene	JJJJ. Methacrylonitrile	J1. Dimethyl disulfide	J2.
K. Chloroform	KK. Trichlorofluoromethane	KKK. 1,2,4-Trichlorobenzene	KKKK. Propionitrile	K1. 2,3-Dimethyl pentane	K2.
L. 1,2-Dichloroethane	LL. Methyl-tert-butyl ether	LLL. Hexachlorobutadiene	LLLL. Ethyl ether	L1. 2,4-Dimethyl pentane	L2.
M. 2-Butanone	MM. 1,2-Dibromo-3-chloropropane	MMM. Naphthalene	MMMM. Benzyl chloride	M1. 3,3-Dimethyl pentane	M2.
N. 1,1,1-Trichloroethane	NN. Methyl ethyl ketone	NNN. 1,2,3-Trichlorobenzene	NNNN. Iodomethane	N1. 2-Methylpentane	N2.
O. Carbon tetrachloride	OO. 2,2-Dichloropropane	OOO. 1,3,5-Trichlorobenzene	OOOO.1,1-Difluoroethane	O1. 3-Methylpentane	O2.
P. Bromodichloromethane	PP. Bromochloromethane	PPP. trans-1,2-Dichloroethene	PPPP. Tetrahydrofuran	P1. 3-Ethylpentane	P2.
Q. 1,2-Dichloropropane	QQ. 1,1-Dichloropropene	QQQ. cis-1,2-Dichloroethene	QQQQ. Methyl acetate	Q1. 2,2-Dimethylpentane	Q2.
R. cis-1,3-Dichloropropene	RR. Dibromomethane	RRR. m,p-Xylenes	RRRR. Ethyl acetate	R1. 2,2,3- Trimethylbutane	R2.
S. Trichloroethene	SS. 1,3-Dichloropropane	SSS. o-Xylene	SSSS. Cyclohexane	S1. 2,2,4-Trimethylpentane	S2.
T. Dibromochloromethane	TT. 1,2-Dibromoethane	TTT. 1,1,2-Trichloro-1,2,2-trifluoroethane	TTTT. Methylcyclohexane	T1. 2-Methylhexane	T2.
U. 1,1,2-Trichloroethane	UU. 1,1,1,2-Tetrachloroethane	UUU. 1,2-Dichlorotetrafluoroethane	UUUU. Allyl chloride	U1. Nonanal	U2.
V. Benzene	VV. Isopropylbenzene	VVV. 4-Ethyltoluene	VVVV. Methyl methacrylate	V1. 2-Methylnaphthalene	V2.
W. trans-1,3-Dichloropropene	WW. Bromobenzene	WWW. Ethanol	WWWW. Ethyl methacrylate	W1. Methanol	W2.
X. Bromoform	XX. 1,2,3-Trichloropropane	XXX. Di-isopropyl ether	XXXX. cis-1,4-Dichloro-2-butene	X1. 1,2,3-Trimethylbenzene	X2.
Y. 4-Methyl-2-pentanone	YY. n-Propylbenzene	YYY. tert-Butanol	YYYY. trans-1,4-Dichloro-2-butene	Y1. 2-Propanol	Y2.
Z. 2-Hexanone	ZZ. 2-Chlorotoluene	ZZZ. tert-Butyl alcohol	ZZZZ. Pentachloroethane	Z1.	Z2.

LDC #: 48404 B1a

VALIDATION FINDINGS WORKSHEET
Continuing Calibration

Page: 1 of 1
Reviewer: JVG
2nd Reviewer:

METHOD: GC/MS VOA (EPA SW 846 Method 8260C)

Please see qualifications below for all questions answered "N". Not applicable questions are identified as "N/A".

Y N N/A Was a continuing calibration standard analyzed at least once every 12 hours for each instrument?

Y N N/A Were percent differences (%D) ≤20 % and relative response factors (RRF) within the method criteria?

#	Date	Standard ID	Compound	Finding %D (Limit: ≤20.0%)	Finding RRF (Limit)	Associated Samples	Qualifications
	06/02/20	A060220.B\C01CCV	C	21.5440		5-7, 9, 10, 12, 22, 30, 31, 37, MB2	(ND) J/UJ/A
	06/03/20	060320.B\C01CCV	N	31.0034		39, 40, MB6	(Det)

Note: * = Ave RRF failed method criteria but within validation criteria

LDC #: 48404B1a

VALIDATION FINDINGS WORKSHEET
Field Duplicates

Reviewer: JVG
2nd reviewer: S

METHOD: GC/MS VOA (EPA SW 846 Method 8260B)
Y N NA Were field duplicate pairs identified in this SDG?
Y N NA Were target compounds identified in the field duplicate pairs?

Compound	Concentration (mg/Kg)		RPD
	7	37	
AA	767	404	62

Compound	Concentration (mg/Kg)		RPD
	18	38	
AA	7.7	19.8	88
N	0.017	0.018	6
S	0.0085	0.0093	9

Compound	Concentration (mg/Kg)		RPD
	26	39	
AA	28.8	30.9	7
N	0.0074	0.0067	10

Compound	Concentration (mg/Kg)		RPD
	35	40	
N	0.044	0.049	11

V:\Josephine\FIELD DUPLICATES\48404B1a iwm amphenol.wpd

LABORATORY DATA CONSULTANTS, INC.
2701 Loker Ave. West, Suite 220, Carlsbad, CA 92010 Bus: 760-827-1100 Fax: 760-827-1099

IWM Consulting Group
7428 Rockville Road
Indianapolis, IN 46214
ATTN: Brad Gentry
bgentry@iwmconsult.com

July 22, 2020

SUBJECT: Former Amphenol Facility, On-Site Soil, Data Validation

Dear Mr. Gentry,

Enclosed is the final validation report for the fraction listed below. This SDG was received on June 22, 2020. Attachment 1 is a summary of the samples that were reviewed for analysis.

LDC Project #48404_C:

SDG #	**Fraction:**
50258418	Volatiles

The data validation was performed under Level III guidelines. The analyses were validated using the following documents, as applicable to each method:

- On-Site Soil Investigation Work Plan, Franklin Power Products, Inc./Amphenol Corporation, Franklin, Indiana; February 2020
- USEPA National Functional Guidelines for Organic Superfund Methods Data Review; January 2017
- EPA SW 846, Third Edition, Test Methods for Evaluating Solid Waste, update 1, July 1992; update IIA, August 1993; update II, September 1994; update IIB, January 1995; update III, December 1996; update IIIA, April 1998; IIIB, November 2004; update IV, February 2007; update V, July 2014

Please feel free to contact us if you have any questions.

Sincerely,

Pei Geng

Pei Geng
pgeng@lab-data.com
Project Manager/Senior Chemist

Email DVR/cc: cparks@iwmconsult.com

274 pages-DL

Attachment 1

90/10 Level III/IV LDC #48404 (IWM Consulting Group - Indianapolis, IN / Former Amphenol Facility, On-Site Soil)

LDC	SDG#	DATE REC'D	(3) DATE DUE	(9) VOA (8260)																																	
Matrix:	Water/Soil			W	S	W	S	W	S	W	S	W	S	W	S	W	S	W	S	W	S	W	S	W	S	W	S	W	S	W	S	W	S	W	S	W	S
A	50258090	06/22/20	07/14/20	2	9																																
A	50258090	06/22/20	07/14/20	0	13																																
B	50258245	06/22/20	07/14/20	2	40																																
C	50258418	06/22/20	07/14/20	2	45																																
D	50259488	06/22/20	07/14/20	0	13																																
E	50259772	06/22/20	07/14/20	0	4																																
Total	T/PG			6	124	0	0	0	0	0	0	0	0	0	0	0	0	0	0	0	0	0	0	0	0	0	0	0	0	0	0	0	0	0	0	0	130

Shaded cells indicate Level IV validation (all other cells are Level III validation). These counts do not include MS, MSD, Dups.

L:\IWM\Former Amphenol\48404ST-Onsite Soil.wpd

Laboratory Data Consultants, Inc.
Data Validation Report

Project/Site Name: Former Amphenol Facility, On-Site Soil

LDC Report Date: July 8, 2020

Parameters: Volatiles

Validation Level: Level III

Laboratory: Pace Analytical Services, LLC

Sample Delivery Group (SDG): 50258418

Sample Identification	Laboratory Sample Identification	Matrix	Collection Date
GP-18 SL (15.00-15.50)	50258418001	Soil	05/28/20
GP-18 SL (21.50-22.00)	50258418002	Soil	05/28/20
GP-18 SL (22.00-22.50)	50258418003	Soil	05/28/20
GP-18 SL (22.60-23.10)	50258418004	Soil	05/28/20
GP-19 SL (17.50-18.00)	50258418005	Soil	05/28/20
GP-19 SL (19.75-20.25)	50258418006	Soil	05/28/20
GP-19 SL (21.35-21.85)	50258418007	Soil	05/28/20
GP-19 SL (21.85-22.35)	50258418008	Soil	05/28/20
GP-20 SL (17.50-18.00)	50258418009	Soil	05/28/20
GP-20 SL (20.00-20.50)	50258418010	Soil	05/28/20
GP-20 SL (21.00-21.50)	50258418011	Soil	05/28/20
GP-20 SL (21.50-22.00)	50258418012	Soil	05/28/20
GP-21 SL (16.75-17.25)	50258418013	Soil	05/28/20
GP-21 SL (19.15-19.65)	50258418014	Soil	05/28/20
GP-21 SL (19.75-20.25)	50258418015	Soil	05/28/20
GP-21 SL (20.75-21.25)	50258418016	Soil	05/28/20
GP-22 SL (12.50-13.00)	50258418017	Soil	05/28/20
GP-22 SL (15.75-16.25)	50258418018	Soil	05/28/20
GP-22 SL (17.50-18.00)	50258418019	Soil	05/28/20
GP-22 SL (19.75-20.25)	50258418020	Soil	05/28/20
GP-23 SL (12.50-13.00)	50258418021	Soil	05/28/20
GP-23 SL (20.75-21.25)	50258418022	Soil	05/28/20
GP-23 SL (21.50-22.00)	50258418023	Soil	05/28/20
GP-23 SL (22.40-22.90)	50258418024	Soil	05/28/20
GP-24 SL (12.00-12.50)	50258418025	Soil	05/28/20
GP-24 SL (17.75-18.25)	50258418026	Soil	05/28/20

Sample Identification	Laboratory Sample Identification	Matrix	Collection Date
GP-24 SL (18.65-19.15)	50258418027	Soil	05/28/20
GP-24 SL (19.25-19.75)	50258418028	Soil	05/28/20
GP-25 SL (12.50-13.00)	50258418029	Soil	05/28/20
GP-25 SL (15.75-16.25)	50258418030	Soil	05/28/20
GP-25 SL (18.50-19.00)	50258418031	Soil	05/28/20
GP-25 SL (19.00-19.50)	50258418032	Soil	05/28/20
GP-27 SL (17.50-18.00)	50258418037	Soil	05/28/20
GP-27 SL (19.75-20.25)	50258418038	Soil	05/28/20
GP-27 SL (21.00-21.50)	50258418039	Soil	05/28/20
GP-27 SL (21.55-22.05)	50258418040	Soil	05/28/20
GP-28 SL (12.50-13.00)	50258418041	Soil	05/28/20
GP-28 SL (13.00-13.50)	50258418042	Soil	05/28/20
GP-28 SL (21.95-22.45)	50258418043	Soil	05/28/20
GP-28 SL (22.50-23.00)	50258418044	Soil	05/28/20
FD-8 SL	50258418045	Soil	05/28/20
FD-9 SL	50258418046	Soil	05/28/20
FD-10 SL	50258418047	Soil	05/28/20
FD-11 SL	50258418048	Soil	05/28/20
FD-12 SL	50258418049	Soil	05/28/20
TB-3 WT	50258418050	Water	05/28/20
EB-3 WT	50258418051	Water	05/28/20
GP-18 SL (22.60-23.10)MS	50258418004MS	Soil	05/28/20
GP-18 SL (22.60-23.10)MSD	50258418004MSD	Soil	05/28/20
GP-22 SL (12.50-13.00)MS	50258418017MS	Soil	05/28/20
GP-22 SL (12.50-13.00)MSD	50258418017MSD	Soil	05/28/20
GP-28 SL (12.50-13.00)MS	50258418041MS	Soil	05/28/20
GP-28 SL (12.50-13.00)MSD	50258418041MSD	Soil	05/28/20

**Indicates sample underwent Level IV validation

Introduction

This Data Validation Report (DVR) presents data validation findings and results for the associated samples listed on the cover page. Data validation was performed in accordance with the cover page. Data validation was performed in accordance with the On-Site Soil Investigation Work Plan, Franklin Power Products, Inc./Amphenol Corporation, Franklin, Indiana (February 2020) and a modified outline of the USEPA National Functional Guidelines (NFG) for Organic Superfund Methods Data Review (January 2017). Where specific guidance was not available, the data has been evaluated in a conservative manner consistent with industry standards using professional experience.

The analyses were performed by the following method:

Volatile Organic Compounds (VOCs) by Environmental Protection Agency (EPA) SW 846 Method 8260C

All sample results were subjected to Level III data validation, which comprises an evaluation of quality control (QC) summary results.

The following are definitions of the data qualifiers utilized during data validation:

J (Estimated): The compound or analyte was analyzed for and positively identified by the laboratory; however the reported concentration is estimated due to non-conformances discovered during data validation.

U (Non-detected): The compound or analyte was analyzed for and positively identified by the laboratory; however the compound or analyte should be considered non-detected at the reported concentration due to the presence of contaminants detected in the associated blank(s).

UJ (Non-detected estimated): The compound or analyte was reported as not detected by the laboratory; however the reported quantitation/detection limit is estimated due to non-conformances discovered during data validation.

R (Rejected): The sample results were rejected due to gross non-conformances discovered during data validation. Data qualified as rejected is not usable.

NA (Not Applicable): The non-conformance discovered during data validation demonstrates a high bias, while the affected compound or analyte in the associated sample(s) was reported as not detected by the laboratory and did not warrant the qualification of the data.

A qualification summary table is provided at the end of this report if data has been qualified. Flags are classified as P (protocol) or A (advisory) to indicate whether the flag is due to a laboratory deviation from a specified protocol or is of technical advisory nature.

I. Sample Receipt and Technical Holding Times

All samples were received in good condition and cooler temperatures upon receipt met validation criteria.

All technical holding time requirements were met.

II. GC/MS Instrument Performance Check

A bromofluorobenzene (BFB) tune was performed at 12 hour intervals.

All ion abundance requirements were met.

III. Initial Calibration and Initial Calibration Verification

An initial calibration was performed as required by the method.

For compounds where average relative response factors (RRFs) were utilized, the percent relative standard deviations (%RSD) were less than or equal to 20.0%.

In the case where the laboratory used a calibration curve to evaluate the compounds, all coefficients of determination (r^2) were greater than or equal to 0.990.

Average relative response factors (RRF) for all compounds were within validation criteria.

The percent differences (%D) of the initial calibration verification (ICV) standard were less than or equal to 30.0% for all compounds.

IV. Continuing Calibration

Continuing calibration was performed at the required frequencies.

The percent differences (%D) were less than or equal to 20.0% for all compounds.

All of the continuing calibration relative response factors (RRF) were within validation criteria.

V. Laboratory Blanks

Laboratory blanks were analyzed as required by the method. No contaminants were found in the laboratory blanks.

VI. Field Blanks

Sample TB-3 WT was identified as a trip blank. No contaminants were found.

Sample EB-3 WT was identified as an equipment blank. No contaminants were found.

VII. Surrogates

Surrogates were added to all samples as required by the method. All surrogate recoveries (%R) were within QC limits.

VIII. Matrix Spike/Matrix Spike Duplicates

Matrix spike (MS) and matrix spike duplicate (MSD) sample analysis was performed on an associated project sample. Percent recoveries (%R) were within QC limits. For GP-22 SL (12.50-13.00)MS/MSD, RPDs were outside the QC limits, however, since the MS and MSD were spiked at different concentrations, the %Rs were considered not comparable.

IX. Laboratory Control Samples

Laboratory control samples (LCS) were analyzed as required by the method. Percent recoveries (%R) were within QC limits.

X. Field Duplicates

Samples GP-20 SL (20.00-20.50) and FD-8 SL, samples GP-22 SL (15.75-16.25) and FD-9 SL, samples GP-25 SL (15.75-16.25) and FD-10 SL, samples GP-27 SL (19.75-20.25) and FD-11 SL, and samples GP-28 SL (21.95-22.45) and FD-12 SL were identified as field duplicates. No results were detected in any of the samples with the following exceptions:

Compound	Concentration (mg/Kg)		RPD
	GP-20 SL (20.00-20.50)	FD-8 SL	
Tetrachloroethene	73.2	34.6	72

Compound	Concentration (mg/Kg)		RPD
	GP-22 SL (15.75-16.25)	FD-9 SL	
Tetrachloroethene	5.7	5.8	2
1,1,1-Trichloroethane	0.047	0.037	24
Trichloroethene	0.65	0.55	17

Compound	Concentration (mg/Kg)		RPD
	GP-25 SL (15.75-16.25)	FD-10 SL	
Tetrachloroethene	0.069	0.053	26

Compound	Concentration (mg/Kg)		RPD
	GP-25 SL (15.75-16.25)	FD-10 SL	
1,1,1-Trichloroethane	0.012	0.0098	20
Trichloroethene	0.021	0.016	27

Compound	Concentration (mg/Kg)		RPD
	GP-27 SL (19.75-20.25)	FD-11 SL	
cis-1,2-Dichloroethene	5.7U	5.4	Not calculable
Tetrachloroethene	84.3	114	30
Trichloroethene	5.7U	21.1	Not calculable

Compound	Concentration (mg/Kg)		RPD
	GP-28 SL (21.95-22.45)	FD-12 SL	
Chloromethane	0.038	0.065	52
1,1,1-Trichloroethane	0.0065	0.0062	5
Trichloroethene	0.0081	0.037	128

XI. Internal Standards

All internal standard areas and retention times were within QC limits.

XII. Compound Quantitation

Raw data were not reviewed for Level III validation.

XIII. Target Compound Identifications

Raw data were not reviewed for Level III validation.

XIV. System Performance

Raw data were not reviewed for Level III validation.

XV. Overall Assessment of Data

The analysis was conducted within all specifications of the method. No results were rejected in this SDG.

The quality control criteria reviewed were met and are considered acceptable.

Former Amphenol Facility, On-Site Soil
Volatiles - Data Qualification Summary - SDG 50258418

No Sample Data Qualified in this SDG

Former Amphenol Facility, On-Site Soil
Volatiles - Laboratory Blank Data Qualification Summary - SDG 50258418

No Sample Data Qualified in this SDG

Former Amphenol Facility, On-Site Soil
Volatiles - Field Blank Data Qualification Summary - SDG 50258418

No Sample Data Qualified in this SDG

Pace Analytical Services, LLC
7726 Moller Road
Indianapolis, IN 46268
(317)228-3100

ANALYTICAL RESULTS

Project: Amphenol
Pace Project No.: 50258418

Sample: GP-18 SL (15.00-15.50) **Lab ID: 50258418001** Collected: 05/28/20 09:28 Received: 05/29/20 09:17 Matrix: Solid

Results reported on a "dry weight" basis and are adjusted for percent moisture, sample size and any dilutions.

Parameters	Results	Units	Report Limit	MDL	DF	Prepared	Analyzed	CAS No.	Qual
8260 MSV 5035A VOA	Analytical Method: EPA 8260								
	Pace Analytical Services - Indianapolis								
1,1-Dichloroethane	ND	mg/kg	0.0050	0.00013	1		06/02/20 13:22	75-34-3	
1,2-Dichloroethane	ND	mg/kg	0.0050	0.00020	1		06/02/20 13:22	107-06-2	
cis-1,2-Dichloroethene	ND	mg/kg	0.0050	0.00027	1		06/02/20 13:22	156-59-2	
trans-1,2-Dichloroethene	ND	mg/kg	0.0050	0.00028	1		06/02/20 13:22	156-60-5	
Methylene Chloride	ND	mg/kg	0.020	0.020	1		06/02/20 13:22	75-09-2	
Tetrachloroethene	**0.18**	mg/kg	0.0050	0.00023	1		06/02/20 13:22	127-18-4	
1,1,1-Trichloroethane	ND	mg/kg	0.0050	0.00023	1		06/02/20 13:22	71-55-6	
Trichloroethene	**0.0075**	mg/kg	0.0050	0.00038	1		06/02/20 13:22	79-01-6	
Vinyl chloride	ND	mg/kg	0.0050	0.00020	1		06/02/20 13:22	75-01-4	
Surrogates									
Dibromofluoromethane (S)	91	%.	73-133		1		06/02/20 13:22	1868-53-7	
Toluene-d8 (S)	98	%.	73-130		1		06/02/20 13:22	2037-26-5	
4-Bromofluorobenzene (S)	104	%.	55-129		1		06/02/20 13:22	460-00-4	
Percent Moisture	Analytical Method: SM 2540G								
	Pace Analytical Services - Indianapolis								
Percent Moisture	**14.8**	%	0.10	0.10	1		06/03/20 13:37		

This report shall not be reproduced, except in full,
without the written consent of Pace Analytical Services, LLC.

7/5/20

Pace Analytical
www.pacelabs.com

Pace Analytical Services, LLC
7726 Moller Road
Indianapolis, IN 46268
(317)228-3100

ANALYTICAL RESULTS

Project: Amphenol
Pace Project No.: 50258418

Sample: GP-18 SL (21.50-22.00) **Lab ID: 50258418002** Collected: 05/28/20 09:35 Received: 05/29/20 09:17 Matrix: Solid

Results reported on a "dry weight" basis and are adjusted for percent moisture, sample size and any dilutions.

Parameters	Results	Units	Report Limit	MDL	DF	Prepared	Analyzed	CAS No.	Qual
8260 MSV 5035A VOA	Analytical Method: EPA 8260								
	Pace Analytical Services - Indianapolis								
1,1-Dichloroethane	ND	mg/kg	0.0051	0.00013	1		06/02/20 13:55	75-34-3	
1,2-Dichloroethane	ND	mg/kg	0.0051	0.00020	1		06/02/20 13:55	107-06-2	
cis-1,2-Dichloroethene	ND	mg/kg	0.0051	0.00027	1		06/02/20 13:55	156-59-2	
trans-1,2-Dichloroethene	ND	mg/kg	0.0051	0.00028	1		06/02/20 13:55	156-60-5	
Methylene Chloride	ND	mg/kg	0.020	0.020	1		06/02/20 13:55	75-09-2	
Tetrachloroethene	**15.4**	mg/kg	2.4	1.6	500		06/04/20 08:48	127-18-4	
1,1,1-Trichloroethane	**0.12**	mg/kg	0.0051	0.00023	1		06/02/20 13:55	71-55-6	
Trichloroethene	**3.9**	mg/kg	0.24	0.17	50		06/03/20 05:16	79-01-6	
Vinyl chloride	ND	mg/kg	0.0051	0.00020	1		06/02/20 13:55	75-01-4	
Surrogates									
Dibromofluoromethane (S)	97	%.	73-133		1		06/02/20 13:55	1868-53-7	
Toluene-d8 (S)	111	%.	73-130		1		06/02/20 13:55	2037-26-5	
4-Bromofluorobenzene (S)	83	%.	55-129		1		06/02/20 13:55	460-00-4	
Percent Moisture	Analytical Method: SM 2540G								
	Pace Analytical Services - Indianapolis								
Percent Moisture	**9.8**	%	0.10	0.10	1		06/03/20 13:37		

This report shall not be reproduced, except in full,
without the written consent of Pace Analytical Services, LLC.

7/5/20

Pace Analytical Services, LLC
7726 Moller Road
Indianapolis, IN 46268
(317)228-3100

ANALYTICAL RESULTS

Project: Amphenol
Pace Project No.: 50258418

Sample: GP-18 SL (22.00-22.50) **Lab ID: 50258418003** Collected: 05/28/20 09:43 Received: 05/29/20 09:17 Matrix: Solid

Results reported on a "dry weight" basis and are adjusted for percent moisture, sample size and any dilutions.

Parameters	Results	Units	Report Limit	MDL	DF	Prepared	Analyzed	CAS No.	Qual
8260 MSV 5035A VOA	Analytical Method: EPA 8260								
	Pace Analytical Services - Indianapolis								
1,1-Dichloroethane	ND	mg/kg	0.52	0.097	100		06/02/20 13:39	75-34-3	
1,2-Dichloroethane	ND	mg/kg	0.52	0.42	100		06/02/20 13:39	107-06-2	
cis-1,2-Dichloroethene	ND	mg/kg	0.52	0.37	100		06/02/20 13:39	156-59-2	
trans-1,2-Dichloroethene	ND	mg/kg	0.52	0.36	100		06/02/20 13:39	156-60-5	
Methylene Chloride	ND	mg/kg	2.1	0.10	100		06/02/20 13:39	75-09-2	
Tetrachloroethene	**70.0**	mg/kg	5.2	3.4	1000		06/03/20 05:49	127-18-4	
1,1,1-Trichloroethane	ND	mg/kg	0.52	0.36	100		06/02/20 13:39	71-55-6	
Trichloroethene	**5.8**	mg/kg	0.52	0.36	100		06/02/20 13:39	79-01-6	
Vinyl chloride	ND	mg/kg	0.52	0.070	100		06/02/20 13:39	75-01-4	
Surrogates									
Dibromofluoromethane (S)	86	%.	73-133		100		06/02/20 13:39	1868-53-7	D4
Toluene-d8 (S)	99	%.	73-130		100		06/02/20 13:39	2037-26-5	
4-Bromofluorobenzene (S)	116	%.	55-129		100		06/02/20 13:39	460-00-4	
Percent Moisture	Analytical Method: SM 2540G								
	Pace Analytical Services - Indianapolis								
Percent Moisture	**15.5**	%	0.10	0.10	1		06/03/20 13:37		

This report shall not be reproduced, except in full,
without the written consent of Pace Analytical Services, LLC.

Pace Analytical Services, LLC
7726 Moller Road
Indianapolis, IN 46268
(317)228-3100

ANALYTICAL RESULTS

Project: Amphenol
Pace Project No.: 50258418

Sample: GP-18 SL (22.60-23.10) **Lab ID: 50258418004** Collected: 05/28/20 09:49 Received: 05/29/20 09:17 Matrix: Solid

Results reported on a "dry weight" basis and are adjusted for percent moisture, sample size and any dilutions.

Parameters	Results	Units	Report Limit	MDL	DF	Prepared	Analyzed	CAS No.	Qual
8260 MSV 5035A VOA	Analytical Method: EPA 8260								
	Pace Analytical Services - Indianapolis								
1,1-Dichloroethane	ND	mg/kg	5.4	1.0	1000		06/02/20 14:12	75-34-3	
1,2-Dichloroethane	ND	mg/kg	5.4	4.4	1000		06/02/20 14:12	107-06-2	
cis-1,2-Dichloroethene	ND	mg/kg	5.4	3.8	1000		06/02/20 14:12	156-59-2	
trans-1,2-Dichloroethene	ND	mg/kg	5.4	3.7	1000		06/02/20 14:12	156-60-5	
Methylene Chloride	ND	mg/kg	21.5	1.1	1000		06/02/20 14:12	75-09-2	
Tetrachloroethene	ND	mg/kg	5.4	3.5	1000		06/02/20 14:12	127-18-4	
1,1,1-Trichloroethane	ND	mg/kg	5.4	3.7	1000		06/02/20 14:12	71-55-6	
Trichloroethene	**10.3**	mg/kg	5.4	3.7	1000		06/02/20 14:12	79-01-6	
Vinyl chloride	ND	mg/kg	5.4	0.72	1000		06/02/20 14:12	75-01-4	
Surrogates									
Dibromofluoromethane (S)	100	%.	73-133		1000		06/02/20 14:12	1868-53-7	D4
Toluene-d8 (S)	95	%.	73-130		1000		06/02/20 14:12	2037-26-5	
4-Bromofluorobenzene (S)	114	%.	55-129		1000		06/02/20 14:12	460-00-4	
Percent Moisture	Analytical Method: SM 2540G								
	Pace Analytical Services - Indianapolis								
Percent Moisture	**8.7**	%	0.10	0.10	1		06/03/20 13:37		

This report shall not be reproduced, except in full,
without the written consent of Pace Analytical Services, LLC.

7/5/20

Pace Analytical Services, LLC
7726 Moller Road
Indianapolis, IN 46268
(317)228-3100

ANALYTICAL RESULTS

Project: Amphenol
Pace Project No.: 50258418

Sample: GP-19 SL (17.50-18.00) **Lab ID: 50258418005** Collected: 05/28/20 10:15 Received: 05/29/20 09:17 Matrix: Solid

Results reported on a "dry weight" basis and are adjusted for percent moisture, sample size and any dilutions.

Parameters	Results	Units	Report Limit	MDL	DF	Prepared	Analyzed	CAS No.	Qual
8260 MSV 5035A VOA	Analytical Method: EPA 8260								
	Pace Analytical Services - Indianapolis								
1,1-Dichloroethane	ND	mg/kg	0.0051	0.00013	1		06/02/20 14:29	75-34-3	
1,2-Dichloroethane	ND	mg/kg	0.0051	0.00020	1		06/02/20 14:29	107-06-2	
cis-1,2-Dichloroethene	ND	mg/kg	0.0051	0.00028	1		06/02/20 14:29	156-59-2	
trans-1,2-Dichloroethene	ND	mg/kg	0.0051	0.00029	1		06/02/20 14:29	156-60-5	
Methylene Chloride	ND	mg/kg	0.020	0.020	1		06/02/20 14:29	75-09-2	
Tetrachloroethene	**0.087**	mg/kg	0.0051	0.00023	1		06/02/20 14:29	127-18-4	
1,1,1-Trichloroethane	**0.0082**	mg/kg	0.0051	0.00023	1		06/02/20 14:29	71-55-6	
Trichloroethene	**0.0085**	mg/kg	0.0051	0.00039	1		06/02/20 14:29	79-01-6	
Vinyl chloride	ND	mg/kg	0.0051	0.00020	1		06/02/20 14:29	75-01-4	
Surrogates									
Dibromofluoromethane (S)	96	%.	73-133		1		06/02/20 14:29	1868-53-7	
Toluene-d8 (S)	98	%.	73-130		1		06/02/20 14:29	2037-26-5	
4-Bromofluorobenzene (S)	101	%.	55-129		1		06/02/20 14:29	460-00-4	
Percent Moisture	Analytical Method: SM 2540G								
	Pace Analytical Services - Indianapolis								
Percent Moisture	**13.0**	%	0.10	0.10	1		06/03/20 13:38		

REPORT OF LABORATORY ANALYSIS

This report shall not be reproduced, except in full,
without the written consent of Pace Analytical Services, LLC.

7/5/20

Pace Analytical Services, LLC
7726 Moller Road
Indianapolis, IN 46268
(317)228-3100

ANALYTICAL RESULTS

Project: Amphenol
Pace Project No.: 50258418

Sample: GP-19 SL (19.75-20.25) **Lab ID: 50258418006** Collected: 05/28/20 10:30 Received: 05/29/20 09:17 Matrix: Solid

Results reported on a "dry weight" basis and are adjusted for percent moisture, sample size and any dilutions.

Parameters	Results	Units	Report Limit	MDL	DF	Prepared	Analyzed	CAS No.	Qual
8260 MSV 5035A VOA	Analytical Method: EPA 8260								
	Pace Analytical Services - Indianapolis								
1,1-Dichloroethane	ND	mg/kg	0.0049	0.00013	1		06/02/20 15:03	75-34-3	
1,2-Dichloroethane	ND	mg/kg	0.0049	0.00020	1		06/02/20 15:03	107-06-2	
cis-1,2-Dichloroethene	ND	mg/kg	0.0049	0.00027	1		06/02/20 15:03	156-59-2	
trans-1,2-Dichloroethene	ND	mg/kg	0.0049	0.00028	1		06/02/20 15:03	156-60-5	
Methylene Chloride	ND	mg/kg	0.020	0.020	1		06/02/20 15:03	75-09-2	
Tetrachloroethene	**0.0097**	mg/kg	0.0049	0.00023	1		06/02/20 15:03	127-18-4	
1,1,1-Trichloroethane	**0.077**	mg/kg	0.0049	0.00023	1		06/02/20 15:03	71-55-6	
Trichloroethene	**0.11**	mg/kg	0.0049	0.00037	1		06/02/20 15:03	79-01-6	
Vinyl chloride	ND	mg/kg	0.0049	0.00020	1		06/02/20 15:03	75-01-4	
Surrogates									
Dibromofluoromethane (S)	96	%.	73-133		1		06/02/20 15:03	1868-53-7	
Toluene-d8 (S)	105	%.	73-130		1		06/02/20 15:03	2037-26-5	
4-Bromofluorobenzene (S)	93	%.	55-129		1		06/02/20 15:03	460-00-4	
Percent Moisture	Analytical Method: SM 2540G								
	Pace Analytical Services - Indianapolis								
Percent Moisture	**14.3**	%	0.10	0.10	1		06/03/20 13:38		

REPORT OF LABORATORY ANALYSIS

This report shall not be reproduced, except in full,
without the written consent of Pace Analytical Services, LLC.

7/5/20

Pace Analytical Services, LLC
7726 Moller Road
Indianapolis, IN 46268
(317)228-3100

ANALYTICAL RESULTS

Project: Amphenol
Pace Project No.: 50258418

Sample: GP-19 SL (21.35-21.85) **Lab ID: 50258418007** Collected: 05/28/20 10:33 Received: 05/29/20 09:17 Matrix: Solid

Results reported on a "dry weight" basis and are adjusted for percent moisture, sample size and any dilutions.

Parameters	Results	Units	Report Limit	MDL	DF	Prepared	Analyzed	CAS No.	Qual
8260 MSV 5035A VOA	Analytical Method: EPA 8260								
	Pace Analytical Services - Indianapolis								
1,1-Dichloroethane	**0.028**	mg/kg	0.0049	0.00013	1		06/02/20 15:36	75-34-3	
1,2-Dichloroethane	ND	mg/kg	0.0049	0.00020	1		06/02/20 15:36	107-06-2	
cis-1,2-Dichloroethene	ND	mg/kg	0.0049	0.00026	1		06/02/20 15:36	156-59-2	
trans-1,2-Dichloroethene	ND	mg/kg	0.0049	0.00027	1		06/02/20 15:36	156-60-5	
Methylene Chloride	ND	mg/kg	0.020	0.020	1		06/02/20 15:36	75-09-2	
Tetrachloroethene	ND	mg/kg	0.0049	0.00022	1		06/02/20 15:36	127-18-4	
1,1,1-Trichloroethane	**0.078**	mg/kg	0.0049	0.00022	1		06/02/20 15:36	71-55-6	
Trichloroethene	**47.3**	mg/kg	2.6	1.8	500		06/04/20 09:21	79-01-6	
Vinyl chloride	ND	mg/kg	0.0049	0.00020	1		06/02/20 15:36	75-01-4	
Surrogates									
Dibromofluoromethane (S)	95	%.	73-133		1		06/02/20 15:36	1868-53-7	
Toluene-d8 (S)	103	%.	73-130		1		06/02/20 15:36	2037-26-5	
4-Bromofluorobenzene (S)	94	%.	55-129		1		06/02/20 15:36	460-00-4	
Percent Moisture	Analytical Method: SM 2540G								
	Pace Analytical Services - Indianapolis								
Percent Moisture	**13.2**	%	0.10	0.10	1		06/03/20 13:38		

This report shall not be reproduced, except in full,
without the written consent of Pace Analytical Services, LLC.

7/15/20

Pace Analytical Services, LLC
7726 Moller Road
Indianapolis, IN 46268
(317)228-3100

ANALYTICAL RESULTS

Project: Amphenol
Pace Project No.: 50258418

Sample: GP-19 SL (21.85-22.35) **Lab ID: 50258418008** Collected: 05/28/20 10:35 Received: 05/29/20 09:17 Matrix: Solid

Results reported on a "dry weight" basis and are adjusted for percent moisture, sample size and any dilutions.

Parameters	Results	Units	Report Limit	MDL	DF	Prepared	Analyzed	CAS No.	Qual
8260 MSV 5035A VOA	Analytical Method: EPA 8260								
	Pace Analytical Services - Indianapolis								
1,1-Dichloroethane	**5.4**	mg/kg	0.25	0.046	50		06/02/20 15:53	75-34-3	
1,2-Dichloroethane	ND	mg/kg	0.25	0.20	50		06/02/20 15:53	107-06-2	
cis-1,2-Dichloroethene	ND	mg/kg	0.25	0.18	50		06/02/20 15:53	156-59-2	
trans-1,2-Dichloroethene	ND	mg/kg	0.25	0.17	50		06/02/20 15:53	156-60-5	
Methylene Chloride	ND	mg/kg	0.99	0.050	50		06/02/20 15:53	75-09-2	
Tetrachloroethene	ND	mg/kg	0.25	0.16	50		06/02/20 15:53	127-18-4	
1,1,1-Trichloroethane	ND	mg/kg	0.25	0.17	50		06/02/20 15:53	71-55-6	
Trichloroethene	**10.8**	mg/kg	0.25	0.17	50		06/02/20 15:53	79-01-6	
Vinyl chloride	ND	mg/kg	0.25	0.033	50		06/02/20 15:53	75-01-4	
Surrogates									
Dibromofluoromethane (S)	99	%.	73-133		50		06/02/20 15:53	1868-53-7	D4
Toluene-d8 (S)	93	%.	73-130		50		06/02/20 15:53	2037-26-5	
4-Bromofluorobenzene (S)	115	%.	55-129		50		06/02/20 15:53	460-00-4	
Percent Moisture	Analytical Method: SM 2540G								
	Pace Analytical Services - Indianapolis								
Percent Moisture	**9.4**	%	0.10	0.10	1		06/03/20 13:38		

This report shall not be reproduced, except in full,
without the written consent of Pace Analytical Services, LLC.

7/5/20

Pace Analytical Services, LLC
7726 Moller Road
Indianapolis, IN 46268
(317)228-3100

ANALYTICAL RESULTS

Project: Amphenol
Pace Project No.: 50258418

Sample: GP-20 SL (17.50-18.00) **Lab ID: 50258418009** Collected: 05/28/20 10:59 Received: 05/29/20 09:17 Matrix: Solid

Results reported on a "dry weight" basis and are adjusted for percent moisture, sample size and any dilutions.

Parameters	Results	Units	Report Limit	MDL	DF	Prepared	Analyzed	CAS No.	Qual
8260 MSV 5035A VOA	Analytical Method: EPA 8260								
	Pace Analytical Services - Indianapolis								
1,1-Dichloroethane	ND	mg/kg	24.6	4.6	5000		06/02/20 16:27	75-34-3	
1,2-Dichloroethane	ND	mg/kg	24.6	20.0	5000		06/02/20 16:27	107-06-2	
cis-1,2-Dichloroethene	ND	mg/kg	24.6	17.4	5000		06/02/20 16:27	156-59-2	
trans-1,2-Dichloroethene	ND	mg/kg	24.6	16.9	5000		06/02/20 16:27	156-60-5	
Methylene Chloride	ND	mg/kg	98.3	4.9	5000		06/02/20 16:27	75-09-2	
Tetrachloroethene	**49.4**	mg/kg	24.6	16.1	5000		06/02/20 16:27	127-18-4	
1,1,1-Trichloroethane	ND	mg/kg	24.6	17.0	5000		06/02/20 16:27	71-55-6	
Trichloroethene	ND	mg/kg	24.6	17.0	5000		06/02/20 16:27	79-01-6	
Vinyl chloride	ND	mg/kg	24.6	3.3	5000		06/02/20 16:27	75-01-4	
Surrogates									
Dibromofluoromethane (S)	96	%.	73-133		5000		06/02/20 16:27	1868-53-7	D4
Toluene-d8 (S)	96	%.	73-130		5000		06/02/20 16:27	2037-26-5	
4-Bromofluorobenzene (S)	114	%.	55-129		5000		06/02/20 16:27	460-00-4	
Percent Moisture	Analytical Method: SM 2540G								
	Pace Analytical Services - Indianapolis								
Percent Moisture	**15.4**	%	0.10	0.10	1		06/03/20 13:38		

This report shall not be reproduced, except in full,
without the written consent of Pace Analytical Services, LLC.

7/5/20 8

Pace Analytical Services, LLC
7726 Moller Road
Indianapolis, IN 46268
(317)228-3100

ANALYTICAL RESULTS

Project: Amphenol
Pace Project No.: 50258418

Sample: GP-20 SL (20.00-20.50) **Lab ID: 50258418010** Collected: 05/28/20 11:01 Received: 05/29/20 09:17 Matrix: Solid

Results reported on a "dry weight" basis and are adjusted for percent moisture, sample size and any dilutions.

Parameters	Results	Units	Report Limit	MDL	DF	Prepared	Analyzed	CAS No.	Qual
8260 MSV 5035A VOA	Analytical Method: EPA 8260								
	Pace Analytical Services - Indianapolis								
1,1-Dichloroethane	ND	mg/kg	30.8	5.7	5000		06/02/20 17:00	75-34-3	
1,2-Dichloroethane	ND	mg/kg	30.8	25.0	5000		06/02/20 17:00	107-06-2	
cis-1,2-Dichloroethene	ND	mg/kg	30.8	21.8	5000		06/02/20 17:00	156-59-2	
trans-1,2-Dichloroethene	ND	mg/kg	30.8	21.2	5000		06/02/20 17:00	156-60-5	
Methylene Chloride	ND	mg/kg	123	6.2	5000		06/02/20 17:00	75-09-2	
Tetrachloroethene	**73.2**	mg/kg	30.8	20.2	5000		06/02/20 17:00	127-18-4	
1,1,1-Trichloroethane	ND	mg/kg	30.8	21.2	5000		06/02/20 17:00	71-55-6	
Trichloroethene	ND	mg/kg	30.8	21.3	5000		06/02/20 17:00	79-01-6	
Vinyl chloride	ND	mg/kg	30.8	4.1	5000		06/02/20 17:00	75-01-4	
Surrogates									
Dibromofluoromethane (S)	98	%.	73-133		5000		06/02/20 17:00	1868-53-7	D4
Toluene-d8 (S)	94	%.	73-130		5000		06/02/20 17:00	2037-26-5	
4-Bromofluorobenzene (S)	113	%.	55-129		5000		06/02/20 17:00	460-00-4	
Percent Moisture	Analytical Method: SM 2540G								
	Pace Analytical Services - Indianapolis								
Percent Moisture	**19.0**	%	0.10	0.10	1		06/03/20 13:38		

This report shall not be reproduced, except in full,
without the written consent of Pace Analytical Services, LLC.

7/5/20 Q

Pace Analytical Services, LLC
7726 Moller Road
Indianapolis, IN 46268
(317)228-3100

ANALYTICAL RESULTS

Project: Amphenol
Pace Project No.: 50258418

Sample: GP-20 SL (21.00-21.50) **Lab ID: 50258418011** Collected: 05/28/20 11:05 Received: 05/29/20 09:17 Matrix: Solid

Results reported on a "dry weight" basis and are adjusted for percent moisture, sample size and any dilutions.

Parameters	Results	Units	Report Limit	MDL	DF	Prepared	Analyzed	CAS No.	Qual
8260 MSV 5035A VOA	Analytical Method: EPA 8260								
	Pace Analytical Services - Indianapolis								
1,1-Dichloroethane	ND	mg/kg	0.56	0.10	100		06/02/20 23:08	75-34-3	
1,2-Dichloroethane	ND	mg/kg	0.56	0.45	100		06/02/20 23:08	107-06-2	
cis-1,2-Dichloroethene	**16.4**	mg/kg	0.56	0.39	100		06/02/20 23:08	156-59-2	
trans-1,2-Dichloroethene	ND	mg/kg	0.56	0.38	100		06/02/20 23:08	156-60-5	
Methylene Chloride	ND	mg/kg	2.2	0.11	100		06/02/20 23:08	75-09-2	
Tetrachloroethene	**3.4**	mg/kg	0.56	0.36	100		06/02/20 23:08	127-18-4	
1,1,1-Trichloroethane	ND	mg/kg	0.56	0.38	100		06/02/20 23:08	71-55-6	
Trichloroethene	ND	mg/kg	0.56	0.38	100		06/02/20 23:08	79-01-6	
Vinyl chloride	ND	mg/kg	0.56	0.074	100		06/02/20 23:08	75-01-4	
Surrogates									
Dibromofluoromethane (S)	104	%.	73-133		100		06/02/20 23:08	1868-53-7	D4
Toluene-d8 (S)	93	%.	73-130		100		06/02/20 23:08	2037-26-5	
4-Bromofluorobenzene (S)	113	%.	55-129		100		06/02/20 23:08	460-00-4	
Percent Moisture	Analytical Method: SM 2540G								
	Pace Analytical Services - Indianapolis								
Percent Moisture	**9.0**	%	0.10	0.10	1		06/03/20 13:39		

This report shall not be reproduced, except in full,
without the written consent of Pace Analytical Services, LLC.

7/5/20

Pace Analytical Services, LLC
7726 Moller Road
Indianapolis, IN 46268
(317)228-3100

ANALYTICAL RESULTS

Project: Amphenol
Pace Project No.: 50258418

Sample: GP-20 SL (21.50-22.00) **Lab ID: 50258418012** Collected: 05/28/20 11:10 Received: 05/29/20 09:17 Matrix: Solid

Results reported on a "dry weight" basis and are adjusted for percent moisture, sample size and any dilutions.

Parameters	Results	Units	Report Limit	MDL	DF	Prepared	Analyzed	CAS No.	Qual
8260 MSV 5035A VOA	Analytical Method: EPA 8260								
	Pace Analytical Services - Indianapolis								
1,1-Dichloroethane	ND	mg/kg	20.1	3.7	5000		06/02/20 18:07	75-34-3	
1,2-Dichloroethane	ND	mg/kg	20.1	16.3	5000		06/02/20 18:07	107-06-2	
cis-1,2-Dichloroethene	ND	mg/kg	20.1	14.2	5000		06/02/20 18:07	156-59-2	
trans-1,2-Dichloroethene	ND	mg/kg	20.1	13.8	5000		06/02/20 18:07	156-60-5	
Methylene Chloride	ND	mg/kg	80.5	4.0	5000		06/02/20 18:07	75-09-2	
Tetrachloroethene	**155**	mg/kg	20.1	13.2	5000		06/02/20 18:07	127-18-4	
1,1,1-Trichloroethane	ND	mg/kg	20.1	13.9	5000		06/02/20 18:07	71-55-6	
Trichloroethene	ND	mg/kg	20.1	13.9	5000		06/02/20 18:07	79-01-6	
Vinyl chloride	ND	mg/kg	20.1	2.7	5000		06/02/20 18:07	75-01-4	
Surrogates									
Dibromofluoromethane (S)	95	%.	73-133		5000		06/02/20 18:07	1868-53-7	D4
Toluene-d8 (S)	95	%.	73-130		5000		06/02/20 18:07	2037-26-5	
4-Bromofluorobenzene (S)	114	%.	55-129		5000		06/02/20 18:07	460-00-4	
Percent Moisture	Analytical Method: SM 2540G								
	Pace Analytical Services - Indianapolis								
Percent Moisture	**6.9**	%	0.10	0.10	1		06/03/20 13:39		

REPORT OF LABORATORY ANALYSIS

This report shall not be reproduced, except in full,
without the written consent of Pace Analytical Services, LLC.

7/5/20

Pace Analytical Services, LLC
7726 Moller Road
Indianapolis, IN 46268
(317)228-3100

ANALYTICAL RESULTS

Project: Amphenol
Pace Project No.: 50258418

Sample: GP-21 SL (16.75-17.25) **Lab ID: 50258418013** Collected: 05/28/20 11:49 Received: 05/29/20 09:17 Matrix: Solid

Results reported on a "dry weight" basis and are adjusted for percent moisture, sample size and any dilutions.

Parameters	Results	Units	Report Limit	MDL	DF	Prepared	Analyzed	CAS No.	Qual
8260 MSV 5035A VOA	Analytical Method: EPA 8260								
	Pace Analytical Services - Indianapolis								
1,1-Dichloroethane	ND	mg/kg	2.8	0.52	500		06/02/20 18:40	75-34-3	
1,2-Dichloroethane	ND	mg/kg	2.8	2.3	500		06/02/20 18:40	107-06-2	
cis-1,2-Dichloroethene	ND	mg/kg	2.8	2.0	500		06/02/20 18:40	156-59-2	
trans-1,2-Dichloroethene	ND	mg/kg	2.8	1.9	500		06/02/20 18:40	156-60-5	
Methylene Chloride	ND	mg/kg	11.1	0.55	500		06/02/20 18:40	75-09-2	
Tetrachloroethene	**15.1**	mg/kg	2.8	1.8	500		06/02/20 18:40	127-18-4	
1,1,1-Trichloroethane	ND	mg/kg	2.8	1.9	500		06/02/20 18:40	71-55-6	
Trichloroethene	ND	mg/kg	2.8	1.9	500		06/02/20 18:40	79-01-6	
Vinyl chloride	ND	mg/kg	2.8	0.37	500		06/02/20 18:40	75-01-4	
Surrogates									
Dibromofluoromethane (S)	99	%.	73-133		500		06/02/20 18:40	1868-53-7	D4
Toluene-d8 (S)	96	%.	73-130		500		06/02/20 18:40	2037-26-5	
4-Bromofluorobenzene (S)	114	%.	55-129		500		06/02/20 18:40	460-00-4	
Percent Moisture	Analytical Method: SM 2540G								
	Pace Analytical Services - Indianapolis								
Percent Moisture	**13.8**	%	0.10	0.10	1		06/03/20 13:39		

This report shall not be reproduced, except in full,
without the written consent of Pace Analytical Services, LLC.

7/5/20

Pace Analytical Services, LLC
7726 Moller Road
Indianapolis, IN 46268
(317)228-3100

ANALYTICAL RESULTS

Project: Amphenol
Pace Project No.: 50258418

Sample: GP-21 SL (19.15-19.65) **Lab ID: 50258418014** Collected: 05/28/20 11:54 Received: 05/29/20 09:17 Matrix: Solid

Results reported on a "dry weight" basis and are adjusted for percent moisture, sample size and any dilutions.

Parameters	Results	Units	Report Limit	MDL	DF	Prepared	Analyzed	CAS No.	Qual
8260 MSV 5035A VOA	Analytical Method: EPA 8260								
	Pace Analytical Services - Indianapolis								
1,1-Dichloroethane	ND	mg/kg	23.5	4.4	5000		06/02/20 19:14	75-34-3	
1,2-Dichloroethane	ND	mg/kg	23.5	19.1	5000		06/02/20 19:14	107-06-2	
cis-1,2-Dichloroethene	ND	mg/kg	23.5	16.6	5000		06/02/20 19:14	156-59-2	
trans-1,2-Dichloroethene	ND	mg/kg	23.5	16.2	5000		06/02/20 19:14	156-60-5	
Methylene Chloride	ND	mg/kg	94.0	4.7	5000		06/02/20 19:14	75-09-2	
Tetrachloroethene	**62.6**	mg/kg	23.5	15.4	5000		06/02/20 19:14	127-18-4	
1,1,1-Trichloroethane	ND	mg/kg	23.5	16.2	5000		06/02/20 19:14	71-55-6	
Trichloroethene	ND	mg/kg	23.5	16.3	5000		06/02/20 19:14	79-01-6	
Vinyl chloride	ND	mg/kg	23.5	3.1	5000		06/02/20 19:14	75-01-4	
Surrogates									
Dibromofluoromethane (S)	98	%.	73-133		5000		06/02/20 19:14	1868-53-7	D4
Toluene-d8 (S)	95	%.	73-130		5000		06/02/20 19:14	2037-26-5	
4-Bromofluorobenzene (S)	115	%.	55-129		5000		06/02/20 19:14	460-00-4	
Percent Moisture	Analytical Method: SM 2540G								
	Pace Analytical Services - Indianapolis								
Percent Moisture	**13.0**	%	0.10	0.10	1		06/03/20 13:39		

REPORT OF LABORATORY ANALYSIS

This report shall not be reproduced, except in full,
without the written consent of Pace Analytical Services, LLC.

7/15/20

Pace Analytical Services, LLC
7726 Moller Road
Indianapolis, IN 46268
(317)228-3100

ANALYTICAL RESULTS

Project: Amphenol
Pace Project No.: 50258418

Sample: GP-21 SL (19.75-20.25) **Lab ID: 50258418015** Collected: 05/28/20 11:59 Received: 05/29/20 09:17 Matrix: Solid

Results reported on a "dry weight" basis and are adjusted for percent moisture, sample size and any dilutions.

Parameters	Results	Units	Report Limit	MDL	DF	Prepared	Analyzed	CAS No.	Qual
8260 MSV 5035A VOA	Analytical Method: EPA 8260								
	Pace Analytical Services - Indianapolis								
1,1-Dichloroethane	ND	mg/kg	0.45	0.083	100		06/04/20 03:47	75-34-3	
1,2-Dichloroethane	ND	mg/kg	0.45	0.36	100		06/04/20 03:47	107-06-2	
cis-1,2-Dichloroethene	**1.1**	mg/kg	0.45	0.32	100		06/04/20 03:47	156-59-2	
trans-1,2-Dichloroethene	ND	mg/kg	0.45	0.31	100		06/04/20 03:47	156-60-5	
Methylene Chloride	ND	mg/kg	1.8	0.089	100		06/04/20 03:47	75-09-2	
Tetrachloroethene	**12.3**	mg/kg	0.45	0.29	100		06/04/20 03:47	127-18-4	
1,1,1-Trichloroethane	ND	mg/kg	0.45	0.31	100		06/04/20 03:47	71-55-6	
Trichloroethene	**0.51**	mg/kg	0.45	0.31	100		06/04/20 03:47	79-01-6	
Vinyl chloride	ND	mg/kg	0.45	0.060	100		06/04/20 03:47	75-01-4	
Surrogates									
Dibromofluoromethane (S)	93	%.	73-133		100		06/04/20 03:47	1868-53-7	D4
Toluene-d8 (S)	96	%.	73-130		100		06/04/20 03:47	2037-26-5	
4-Bromofluorobenzene (S)	120	%.	55-129		100		06/04/20 03:47	460-00-4	
Percent Moisture	Analytical Method: SM 2540G								
	Pace Analytical Services - Indianapolis								
Percent Moisture	**3.3**	%	0.10	0.10	1		06/03/20 13:39		

This report shall not be reproduced, except in full,
without the written consent of Pace Analytical Services, LLC.

7/5/20

Pace Analytical Services, LLC
7726 Moller Road
Indianapolis, IN 46268
(317)228-3100

ANALYTICAL RESULTS

Project: Amphenol
Pace Project No.: 50258418

Sample: GP-21 SL (20.75-21.25) **Lab ID: 50258418016** Collected: 05/28/20 12:05 Received: 05/29/20 09:17 Matrix: Solid

Results reported on a "dry weight" basis and are adjusted for percent moisture, sample size and any dilutions.

Parameters	Results	Units	Report Limit	MDL	DF	Prepared	Analyzed	CAS No.	Qual
8260 MSV 5035A VOA	Analytical Method: EPA 8260								
	Pace Analytical Services - Indianapolis								
1,1-Dichloroethane	**3.4**	mg/kg	0.21	0.040	50		06/03/20 06:56	75-34-3	
1,2-Dichloroethane	ND	mg/kg	0.0047	0.00019	1		06/02/20 16:10	107-06-2	
cis-1,2-Dichloroethene	**2.2**	mg/kg	0.21	0.15	50		06/03/20 06:56	156-59-2	
trans-1,2-Dichloroethene	**0.011**	mg/kg	0.0047	0.00026	1		06/02/20 16:10	156-60-5	
Methylene Chloride	ND	mg/kg	0.019	0.019	1		06/02/20 16:10	75-09-2	
Tetrachloroethene	**0.25**	mg/kg	0.0047	0.00022	1		06/02/20 16:10	127-18-4	
1,1,1-Trichloroethane	ND	mg/kg	0.0047	0.00022	1		06/02/20 16:10	71-55-6	
Trichloroethene	**2.2**	mg/kg	0.21	0.15	50		06/03/20 06:56	79-01-6	
Vinyl chloride	**0.012**	mg/kg	0.0047	0.00019	1		06/02/20 16:10	75-01-4	
Surrogates									
Dibromofluoromethane (S)	96	%.	73-133		1		06/02/20 16:10	1868-53-7	
Toluene-d8 (S)	117	%.	73-130		1		06/02/20 16:10	2037-26-5	
4-Bromofluorobenzene (S)	83	%.	55-129		1		06/02/20 16:10	460-00-4	
Percent Moisture	Analytical Method: SM 2540G								
	Pace Analytical Services - Indianapolis								
Percent Moisture	**8.5**	%	0.10	0.10	1		06/03/20 13:39		

This report shall not be reproduced, except in full,
without the written consent of Pace Analytical Services, LLC.

7/5/20 T

Pace Analytical Services, LLC
7726 Moller Road
Indianapolis, IN 46268
(317)228-3100

ANALYTICAL RESULTS

Project: Amphenol
Pace Project No.: 50258418

Sample: GP-22 SL (12.50-13.00) **Lab ID: 50258418017** Collected: 05/28/20 12:37 Received: 05/29/20 09:17 Matrix: Solid

Results reported on a "dry weight" basis and are adjusted for percent moisture, sample size and any dilutions.

Parameters	Results	Units	Report Limit	MDL	DF	Prepared	Analyzed	CAS No.	Qual
8260 MSV 5035A VOA	Analytical Method: EPA 8260								
	Pace Analytical Services - Indianapolis								
1,1-Dichloroethane	ND	mg/kg	0.0049	0.00013	1		06/02/20 16:43	75-34-3	R1
1,2-Dichloroethane	ND	mg/kg	0.0049	0.00020	1		06/02/20 16:43	107-06-2	R1
cis-1,2-Dichloroethene	ND	mg/kg	0.0049	0.00027	1		06/02/20 16:43	156-59-2	R1
trans-1,2-Dichloroethene	ND	mg/kg	0.0049	0.00028	1		06/02/20 16:43	156-60-5	R1
Methylene Chloride	ND	mg/kg	0.020	0.020	1		06/02/20 16:43	75-09-2	R1
Tetrachloroethene	**0.056**	mg/kg	0.0049	0.00023	1		06/02/20 16:43	127-18-4	R1
1,1,1-Trichloroethane	ND	mg/kg	0.0049	0.00023	1		06/02/20 16:43	71-55-6	R1
Trichloroethene	**0.0050**	mg/kg	0.0049	0.00038	1		06/02/20 16:43	79-01-6	R1
Vinyl chloride	ND	mg/kg	0.0049	0.00020	1		06/02/20 16:43	75-01-4	R1
Surrogates									
Dibromofluoromethane (S)	92	%.	73-133		1		06/02/20 16:43	1868-53-7	
Toluene-d8 (S)	96	%.	73-130		1		06/02/20 16:43	2037-26-5	
4-Bromofluorobenzene (S)	107	%.	55-129		1		06/02/20 16:43	460-00-4	
Percent Moisture	Analytical Method: SM 2540G								
	Pace Analytical Services - Indianapolis								
Percent Moisture	**11.6**	%	0.10	0.10	1		06/03/20 13:53		

This report shall not be reproduced, except in full,
without the written consent of Pace Analytical Services, LLC.

7/5/20 8

Pace Analytical Services, LLC
7726 Moller Road
Indianapolis, IN 46268
(317)228-3100

ANALYTICAL RESULTS

Project: Amphenol
Pace Project No.: 50258418

Sample: GP-22 SL (15.75-16.25) **Lab ID: 50258418018** Collected: 05/28/20 12:40 Received: 05/29/20 09:17 Matrix: Solid

Results reported on a "dry weight" basis and are adjusted for percent moisture, sample size and any dilutions.

Parameters	Results	Units	Report Limit	MDL	DF	Prepared	Analyzed	CAS No.	Qual
8260 MSV 5035A VOA	Analytical Method: EPA 8260								
	Pace Analytical Services - Indianapolis								
1,1-Dichloroethane	ND	mg/kg	0.0046	0.00012	1		06/02/20 18:23	75-34-3	
1,2-Dichloroethane	ND	mg/kg	0.0046	0.00018	1		06/02/20 18:23	107-06-2	
cis-1,2-Dichloroethene	ND	mg/kg	0.0046	0.00025	1		06/02/20 18:23	156-59-2	
trans-1,2-Dichloroethene	ND	mg/kg	0.0046	0.00026	1		06/02/20 18:23	156-60-5	
Methylene Chloride	ND	mg/kg	0.018	0.018	1		06/02/20 18:23	75-09-2	
Tetrachloroethene	**5.7**	mg/kg	0.23	0.15	50		06/03/20 07:29	127-18-4	
1,1,1-Trichloroethane	**0.047**	mg/kg	0.0046	0.00021	1		06/02/20 18:23	71-55-6	
Trichloroethene	**0.65**	mg/kg	0.23	0.16	50		06/03/20 07:29	79-01-6	
Vinyl chloride	ND	mg/kg	0.0046	0.00018	1		06/02/20 18:23	75-01-4	
Surrogates									
Dibromofluoromethane (S)	92	%.	73-133		1		06/02/20 18:23	1868-53-7	
Toluene-d8 (S)	111	%.	73-130		1		06/02/20 18:23	2037-26-5	
4-Bromofluorobenzene (S)	89	%.	55-129		1		06/02/20 18:23	460-00-4	
Percent Moisture	Analytical Method: SM 2540G								
	Pace Analytical Services - Indianapolis								
Percent Moisture	**9.3**	%	0.10	0.10	1		06/03/20 13:53		

REPORT OF LABORATORY ANALYSIS

This report shall not be reproduced, except in full,
without the written consent of Pace Analytical Services, LLC.

7/5/20

Pace Analytical Services, LLC
7726 Moller Road
Indianapolis, IN 46268
(317)228-3100

ANALYTICAL RESULTS

Project: Amphenol
Pace Project No.: 50258418

Sample: GP-22 SL (17.50-18.00) **Lab ID: 50258418019** Collected: 05/28/20 12:46 Received: 05/29/20 09:17 Matrix: Solid

Results reported on a "dry weight" basis and are adjusted for percent moisture, sample size and any dilutions.

Parameters	Results	Units	Report Limit	MDL	DF	Prepared	Analyzed	CAS No.	Qual
8260 MSV 5035A VOA	Analytical Method: EPA 8260								
	Pace Analytical Services - Indianapolis								
1,1-Dichloroethane	ND	mg/kg	0.0044	0.00011	1		06/02/20 18:57	75-34-3	
1,2-Dichloroethane	ND	mg/kg	0.0044	0.00018	1		06/02/20 18:57	107-06-2	
cis-1,2-Dichloroethene	**0.010**	mg/kg	0.0044	0.00024	1		06/02/20 18:57	156-59-2	
trans-1,2-Dichloroethene	ND	mg/kg	0.0044	0.00025	1		06/02/20 18:57	156-60-5	
Methylene Chloride	ND	mg/kg	0.018	0.018	1		06/02/20 18:57	75-09-2	
Tetrachloroethene	**42.7**	mg/kg	3.3	2.2	500		06/04/20 15:20	127-18-4	
1,1,1-Trichloroethane	**0.063**	mg/kg	0.0044	0.00020	1		06/02/20 18:57	71-55-6	
Trichloroethene	**4.4**	mg/kg	0.33	0.23	50		06/04/20 02:40	79-01-6	
Vinyl chloride	ND	mg/kg	0.0044	0.00018	1		06/02/20 18:57	75-01-4	
Surrogates									
Dibromofluoromethane (S)	91	%.	73-133		1		06/02/20 18:57	1868-53-7	
Toluene-d8 (S)	105	%.	73-130		1		06/02/20 18:57	2037-26-5	
4-Bromofluorobenzene (S)	96	%.	55-129		1		06/02/20 18:57	460-00-4	
Percent Moisture	Analytical Method: SM 2540G								
	Pace Analytical Services - Indianapolis								
Percent Moisture	**4.8**	%	0.10	0.10	1		06/03/20 13:53		

This report shall not be reproduced, except in full,
without the written consent of Pace Analytical Services, LLC.

7/5/20

Pace Analytical Services, LLC
7726 Moller Road
Indianapolis, IN 46268
(317)228-3100

ANALYTICAL RESULTS

Project: Amphenol
Pace Project No.: 50258418

Sample: GP-22 SL (19.75-20.25) **Lab ID: 50258418020** Collected: 05/28/20 12:52 Received: 05/29/20 09:17 Matrix: Solid

Results reported on a "dry weight" basis and are adjusted for percent moisture, sample size and any dilutions.

Parameters	Results	Units	Report Limit	MDL	DF	Prepared	Analyzed	CAS No.	Qual
8260 MSV 5035A VOA	Analytical Method: EPA 8260								
	Pace Analytical Services - Indianapolis								
1,1-Dichloroethane	**1.5**	mg/kg	0.20	0.037	50		06/04/20 03:13	75-34-3	
1,2-Dichloroethane	ND	mg/kg	0.0040	0.00016	1		06/02/20 19:30	107-06-2	
cis-1,2-Dichloroethene	**0.24**	mg/kg	0.0040	0.00022	1		06/02/20 19:30	156-59-2	
trans-1,2-Dichloroethene	**0.0041**	mg/kg	0.0040	0.00023	1		06/02/20 19:30	156-60-5	
Methylene Chloride	ND	mg/kg	0.016	0.016	1		06/02/20 19:30	75-09-2	
Tetrachloroethene	**0.13**	mg/kg	0.0040	0.00019	1		06/02/20 19:30	127-18-4	
1,1,1-Trichloroethane	ND	mg/kg	0.0040	0.00019	1		06/02/20 19:30	71-55-6	
Trichloroethene	**9.5**	mg/kg	0.20	0.14	50		06/04/20 03:13	79-01-6	
Vinyl chloride	ND	mg/kg	0.0040	0.00016	1		06/02/20 19:30	75-01-4	
Surrogates									
Dibromofluoromethane (S)	93	%.	73-133		1		06/02/20 19:30	1868-53-7	
Toluene-d8 (S)	117	%.	73-130		1		06/02/20 19:30	2037-26-5	
4-Bromofluorobenzene (S)	80	%.	55-129		1		06/02/20 19:30	460-00-4	
Percent Moisture	Analytical Method: SM 2540G								
	Pace Analytical Services - Indianapolis								
Percent Moisture	**7.6**	%	0.10	0.10	1		06/03/20 13:54		

This report shall not be reproduced, except in full,
without the written consent of Pace Analytical Services, LLC.

7/5/20

Pace Analytical Services, LLC
7726 Moller Road
Indianapolis, IN 46268
(317)228-3100

ANALYTICAL RESULTS

Project: Amphenol
Pace Project No.: 50258418

Sample: GP-23 SL (12.50-13.00) **Lab ID: 50258418021** Collected: 05/28/20 13:13 Received: 05/29/20 09:17 Matrix: Solid

Results reported on a "dry weight" basis and are adjusted for percent moisture, sample size and any dilutions.

Parameters	Results	Units	Report Limit	MDL	DF	Prepared	Analyzed	CAS No.	Qual
8260 MSV 5035A VOA	Analytical Method: EPA 8260								
	Pace Analytical Services - Indianapolis								
1,1-Dichloroethane	ND	mg/kg	0.0052	0.00014	1		06/02/20 20:04	75-34-3	
1,2-Dichloroethane	ND	mg/kg	0.0052	0.00021	1		06/02/20 20:04	107-06-2	
cis-1,2-Dichloroethene	ND	mg/kg	0.0052	0.00028	1		06/02/20 20:04	156-59-2	
trans-1,2-Dichloroethene	ND	mg/kg	0.0052	0.00029	1		06/02/20 20:04	156-60-5	
Methylene Chloride	ND	mg/kg	0.021	0.021	1		06/02/20 20:04	75-09-2	
Tetrachloroethene	**0.0064**	mg/kg	0.0052	0.00024	1		06/02/20 20:04	127-18-4	
1,1,1-Trichloroethane	ND	mg/kg	0.0052	0.00024	1		06/02/20 20:04	71-55-6	
Trichloroethene	ND	mg/kg	0.0052	0.00040	1		06/02/20 20:04	79-01-6	
Vinyl chloride	ND	mg/kg	0.0052	0.00021	1		06/02/20 20:04	75-01-4	
Surrogates									
Dibromofluoromethane (S)	97	%.	73-133		1		06/02/20 20:04	1868-53-7	
Toluene-d8 (S)	96	%.	73-130		1		06/02/20 20:04	2037-26-5	
4-Bromofluorobenzene (S)	107	%.	55-129		1		06/02/20 20:04	460-00-4	
Percent Moisture	Analytical Method: SM 2540G								
	Pace Analytical Services - Indianapolis								
Percent Moisture	**7.3**	%	0.10	0.10	1		06/03/20 13:54		

This report shall not be reproduced, except in full,
without the written consent of Pace Analytical Services, LLC.

7/5/20

Pace Analytical Services, LLC
7726 Moller Road
Indianapolis, IN 46268
(317)228-3100

ANALYTICAL RESULTS

Project: Amphenol
Pace Project No.: 50258418

Sample: GP-23 SL (20.75-21.25) **Lab ID: 50258418022** Collected: 05/28/20 13:20 Received: 05/29/20 09:17 Matrix: Solid

Results reported on a "dry weight" basis and are adjusted for percent moisture, sample size and any dilutions.

Parameters	Results	Units	Report Limit	MDL	DF	Prepared	Analyzed	CAS No.	Qual
8260 MSV 5035A VOA	Analytical Method: EPA 8260								
	Pace Analytical Services - Indianapolis								
1,1-Dichloroethane	ND	mg/kg	0.0055	0.00014	1		06/02/20 20:37	75-34-3	
1,2-Dichloroethane	ND	mg/kg	0.0055	0.00022	1		06/02/20 20:37	107-06-2	
cis-1,2-Dichloroethene	ND	mg/kg	0.0055	0.00030	1		06/02/20 20:37	156-59-2	
trans-1,2-Dichloroethene	ND	mg/kg	0.0055	0.00031	1		06/02/20 20:37	156-60-5	
Methylene Chloride	ND	mg/kg	0.022	0.022	1		06/02/20 20:37	75-09-2	
Tetrachloroethene	ND	mg/kg	0.0055	0.00025	1		06/02/20 20:37	127-18-4	
1,1,1-Trichloroethane	ND	mg/kg	0.0055	0.00025	1		06/02/20 20:37	71-55-6	
Trichloroethene	ND	mg/kg	0.0055	0.00042	1		06/02/20 20:37	79-01-6	
Vinyl chloride	ND	mg/kg	0.0055	0.00022	1		06/02/20 20:37	75-01-4	
Surrogates									
Dibromofluoromethane (S)	96	%.	73-133		1		06/02/20 20:37	1868-53-7	
Toluene-d8 (S)	100	%.	73-130		1		06/02/20 20:37	2037-26-5	
4-Bromofluorobenzene (S)	99	%.	55-129		1		06/02/20 20:37	460-00-4	
Percent Moisture	Analytical Method: SM 2540G								
	Pace Analytical Services - Indianapolis								
Percent Moisture	**15.4**	%	0.10	0.10	1		06/03/20 13:54		

This report shall not be reproduced, except in full,
without the written consent of Pace Analytical Services, LLC.

7/5/20

Pace Analytical Services, LLC
7726 Moller Road
Indianapolis, IN 46268
(317)228-3100

ANALYTICAL RESULTS

Project: Amphenol
Pace Project No.: 50258418

Sample: GP-23 SL (21.50-22.00) **Lab ID: 50258418023** Collected: 05/28/20 13:30 Received: 05/29/20 09:17 Matrix: Solid

Results reported on a "dry weight" basis and are adjusted for percent moisture, sample size and any dilutions.

Parameters	Results	Units	Report Limit	MDL	DF	Prepared	Analyzed	CAS No.	Qual
8260 MSV 5035A VOA	Analytical Method: EPA 8260								
	Pace Analytical Services - Indianapolis								
1,1-Dichloroethane	ND	mg/kg	0.0054	0.00014	1		06/02/20 21:11	75-34-3	
1,2-Dichloroethane	ND	mg/kg	0.0054	0.00021	1		06/02/20 21:11	107-06-2	
cis-1,2-Dichloroethene	ND	mg/kg	0.0054	0.00029	1		06/02/20 21:11	156-59-2	
trans-1,2-Dichloroethene	ND	mg/kg	0.0054	0.00030	1		06/02/20 21:11	156-60-5	
Methylene Chloride	ND	mg/kg	0.021	0.021	1		06/02/20 21:11	75-09-2	
Tetrachloroethene	ND	mg/kg	0.0054	0.00025	1		06/02/20 21:11	127-18-4	
1,1,1-Trichloroethane	ND	mg/kg	0.0054	0.00025	1		06/02/20 21:11	71-55-6	
Trichloroethene	ND	mg/kg	0.0054	0.00041	1		06/02/20 21:11	79-01-6	
Vinyl chloride	ND	mg/kg	0.0054	0.00021	1		06/02/20 21:11	75-01-4	
Surrogates									
Dibromofluoromethane (S)	96	%.	73-133		1		06/02/20 21:11	1868-53-7	
Toluene-d8 (S)	98	%.	73-130		1		06/02/20 21:11	2037-26-5	
4-Bromofluorobenzene (S)	102	%.	55-129		1		06/02/20 21:11	460-00-4	
Percent Moisture	Analytical Method: SM 2540G								
	Pace Analytical Services - Indianapolis								
Percent Moisture	**16.7**	%	0.10	0.10	1		06/03/20 13:54		

This report shall not be reproduced, except in full,
without the written consent of Pace Analytical Services, LLC.

7/5/20

Pace Analytical Services, LLC
7726 Moller Road
Indianapolis, IN 46268
(317)228-3100

ANALYTICAL RESULTS

Project: Amphenol
Pace Project No.: 50258418

Sample: GP-23 SL (22.40-22.90) **Lab ID: 50258418024** Collected: 05/28/20 13:37 Received: 05/29/20 09:17 Matrix: Solid

Results reported on a "dry weight" basis and are adjusted for percent moisture, sample size and any dilutions.

Parameters	Results	Units	Report Limit	MDL	DF	Prepared	Analyzed	CAS No.	Qual
8260 MSV 5035A VOA	Analytical Method: EPA 8260								
	Pace Analytical Services - Indianapolis								
1,1-Dichloroethane	ND	mg/kg	0.0052	0.00014	1		06/02/20 21:44	75-34-3	
1,2-Dichloroethane	ND	mg/kg	0.0052	0.00021	1		06/02/20 21:44	107-06-2	
cis-1,2-Dichloroethene	ND	mg/kg	0.0052	0.00028	1		06/02/20 21:44	156-59-2	
trans-1,2-Dichloroethene	ND	mg/kg	0.0052	0.00029	1		06/02/20 21:44	156-60-5	
Methylene Chloride	ND	mg/kg	0.021	0.021	1		06/02/20 21:44	75-09-2	
Tetrachloroethene	ND	mg/kg	0.0052	0.00024	1		06/02/20 21:44	127-18-4	
1,1,1-Trichloroethane	ND	mg/kg	0.0052	0.00024	1		06/02/20 21:44	71-55-6	
Trichloroethene	ND	mg/kg	0.0052	0.00040	1		06/02/20 21:44	79-01-6	
Vinyl chloride	ND	mg/kg	0.0052	0.00021	1		06/02/20 21:44	75-01-4	
Surrogates									
Dibromofluoromethane (S)	96	%.	73-133		1		06/02/20 21:44	1868-53-7	
Toluene-d8 (S)	103	%.	73-130		1		06/02/20 21:44	2037-26-5	
4-Bromofluorobenzene (S)	92	%.	55-129		1		06/02/20 21:44	460-00-4	
Percent Moisture	Analytical Method: SM 2540G								
	Pace Analytical Services - Indianapolis								
Percent Moisture	**8.5**	%	0.10	0.10	1		06/03/20 13:54		

This report shall not be reproduced, except in full,
without the written consent of Pace Analytical Services, LLC.

7/5/20

Pace Analytical Services, LLC
7726 Moller Road
Indianapolis, IN 46268
(317)228-3100

ANALYTICAL RESULTS

Project: Amphenol
Pace Project No.: 50258418

Sample: GP-24 SL (12.00-12.50) **Lab ID: 50258418025** Collected: 05/28/20 13:58 Received: 05/29/20 09:17 Matrix: Solid

Results reported on a "dry weight" basis and are adjusted for percent moisture, sample size and any dilutions.

Parameters	Results	Units	Report Limit	MDL	DF	Prepared	Analyzed	CAS No.	Qual
8260 MSV 5035A VOA	Analytical Method: EPA 8260								
	Pace Analytical Services - Indianapolis								
1,1-Dichloroethane	ND	mg/kg	0.0048	0.00012	1		06/02/20 22:17	75-34-3	
1,2-Dichloroethane	ND	mg/kg	0.0048	0.00019	1		06/02/20 22:17	107-06-2	
cis-1,2-Dichloroethene	ND	mg/kg	0.0048	0.00026	1		06/02/20 22:17	156-59-2	
trans-1,2-Dichloroethene	ND	mg/kg	0.0048	0.00027	1		06/02/20 22:17	156-60-5	
Methylene Chloride	ND	mg/kg	0.019	0.019	1		06/02/20 22:17	75-09-2	
Tetrachloroethene	**0.0079**	mg/kg	0.0048	0.00022	1		06/02/20 22:17	127-18-4	
1,1,1-Trichloroethane	ND	mg/kg	0.0048	0.00022	1		06/02/20 22:17	71-55-6	
Trichloroethene	ND	mg/kg	0.0048	0.00037	1		06/02/20 22:17	79-01-6	
Vinyl chloride	ND	mg/kg	0.0048	0.00019	1		06/02/20 22:17	75-01-4	
Surrogates									
Dibromofluoromethane (S)	94	%.	73-133		1		06/02/20 22:17	1868-53-7	
Toluene-d8 (S)	96	%.	73-130		1		06/02/20 22:17	2037-26-5	
4-Bromofluorobenzene (S)	106	%.	55-129		1		06/02/20 22:17	460-00-4	
Percent Moisture	Analytical Method: SM 2540G								
	Pace Analytical Services - Indianapolis								
Percent Moisture	**4.8**	%	0.10	0.10	1		06/03/20 13:54		

7/5/20

Pace Analytical Services, LLC
7726 Moller Road
Indianapolis, IN 46268
(317)228-3100

ANALYTICAL RESULTS

Project: Amphenol
Pace Project No.: 50258418

Sample: GP-24 SL (17.75-18.25) **Lab ID: 50258418026** Collected: 05/28/20 14:07 Received: 05/29/20 09:17 Matrix: Solid

Results reported on a "dry weight" basis and are adjusted for percent moisture, sample size and any dilutions.

Parameters	Results	Units	Report Limit	MDL	DF	Prepared	Analyzed	CAS No.	Qual
8260 MSV 5035A VOA	Analytical Method: EPA 8260								
	Pace Analytical Services - Indianapolis								
1,1-Dichloroethane	ND	mg/kg	0.0043	0.00011	1		06/02/20 22:51	75-34-3	
1,2-Dichloroethane	ND	mg/kg	0.0043	0.00017	1		06/02/20 22:51	107-06-2	
cis-1,2-Dichloroethene	ND	mg/kg	0.0043	0.00023	1		06/02/20 22:51	156-59-2	
trans-1,2-Dichloroethene	ND	mg/kg	0.0043	0.00024	1		06/02/20 22:51	156-60-5	
Methylene Chloride	ND	mg/kg	0.017	0.017	1		06/02/20 22:51	75-09-2	
Tetrachloroethene	**0.10**	mg/kg	0.0043	0.00020	1		06/02/20 22:51	127-18-4	
1,1,1-Trichloroethane	**0.048**	mg/kg	0.0043	0.00020	1		06/02/20 22:51	71-55-6	
Trichloroethene	**0.031**	mg/kg	0.0043	0.00032	1		06/02/20 22:51	79-01-6	
Vinyl chloride	ND	mg/kg	0.0043	0.00017	1		06/02/20 22:51	75-01-4	
Surrogates									
Dibromofluoromethane (S)	98	%.	73-133		1		06/02/20 22:51	1868-53-7	
Toluene-d8 (S)	109	%.	73-130		1		06/02/20 22:51	2037-26-5	
4-Bromofluorobenzene (S)	91	%.	55-129		1		06/02/20 22:51	460-00-4	
Percent Moisture	Analytical Method: SM 2540G								
	Pace Analytical Services - Indianapolis								
Percent Moisture	**7.6**	%	0.10	0.10	1		06/03/20 13:54		

REPORT OF LABORATORY ANALYSIS

This report shall not be reproduced, except in full,
without the written consent of Pace Analytical Services, LLC.

7/5/20

Pace Analytical Services, LLC
7726 Moller Road
Indianapolis, IN 46268
(317)228-3100

ANALYTICAL RESULTS

Project: Amphenol
Pace Project No.: 50258418

Sample: GP-24 SL (18.65-19.15) **Lab ID: 50258418027** Collected: 05/28/20 14:12 Received: 05/29/20 09:17 Matrix: Solid

Results reported on a "dry weight" basis and are adjusted for percent moisture, sample size and any dilutions.

Parameters	Results	Units	Report Limit	MDL	DF	Prepared	Analyzed	CAS No.	Qual
8260 MSV 5035A VOA	Analytical Method: EPA 8260								
	Pace Analytical Services - Indianapolis								
1,1-Dichloroethane	**0.0088**	mg/kg	0.0046	0.00012	1		06/03/20 01:38	75-34-3	
1,2-Dichloroethane	ND	mg/kg	0.0046	0.00018	1		06/03/20 01:38	107-06-2	
cis-1,2-Dichloroethene	ND	mg/kg	0.0046	0.00025	1		06/03/20 01:38	156-59-2	
trans-1,2-Dichloroethene	ND	mg/kg	0.0046	0.00026	1		06/03/20 01:38	156-60-5	
Methylene Chloride	ND	mg/kg	0.018	0.018	1		06/03/20 01:38	75-09-2	
Tetrachloroethene	ND	mg/kg	0.0046	0.00021	1		06/03/20 01:38	127-18-4	
1,1,1-Trichloroethane	**0.27**	mg/kg	0.0046	0.00021	1		06/03/20 01:38	71-55-6	
Trichloroethene	**0.093**	mg/kg	0.0046	0.00035	1		06/03/20 01:38	79-01-6	
Vinyl chloride	ND	mg/kg	0.0046	0.00018	1		06/03/20 01:38	75-01-4	
Surrogates									
Dibromofluoromethane (S)	98	%.	73-133		1		06/03/20 01:38	1868-53-7	
Toluene-d8 (S)	103	%.	73-130		1		06/03/20 01:38	2037-26-5	
4-Bromofluorobenzene (S)	94	%.	55-129		1		06/03/20 01:38	460-00-4	
Percent Moisture	Analytical Method: SM 2540G								
	Pace Analytical Services - Indianapolis								
Percent Moisture	**6.9**	%	0.10	0.10	1		06/03/20 13:55		

This report shall not be reproduced, except in full,
without the written consent of Pace Analytical Services, LLC.

Pace Analytical Services, LLC
7726 Moller Road
Indianapolis, IN 46268
(317)228-3100

ANALYTICAL RESULTS

Project: Amphenol
Pace Project No.: 50258418

Sample: GP-24 SL (19.25-19.75) **Lab ID: 50258418028** Collected: 05/28/20 14:18 Received: 05/29/20 09:17 Matrix: Solid

Results reported on a "dry weight" basis and are adjusted for percent moisture, sample size and any dilutions.

Parameters	Results	Units	Report Limit	MDL	DF	Prepared	Analyzed	CAS No.	Qual
8260 MSV 5035A VOA	Analytical Method: EPA 8260								
	Pace Analytical Services - Indianapolis								
1,1-Dichloroethane	**1.9**	mg/kg	0.37	0.069	50		06/04/20 05:27	75-34-3	
1,2-Dichloroethane	ND	mg/kg	0.0048	0.00019	1		06/03/20 02:12	107-06-2	
cis-1,2-Dichloroethene	ND	mg/kg	0.0048	0.00026	1		06/03/20 02:12	156-59-2	
trans-1,2-Dichloroethene	ND	mg/kg	0.0048	0.00027	1		06/03/20 02:12	156-60-5	
Methylene Chloride	ND	mg/kg	0.019	0.019	1		06/03/20 02:12	75-09-2	
Tetrachloroethene	ND	mg/kg	0.0048	0.00022	1		06/03/20 02:12	127-18-4	
1,1,1-Trichloroethane	**0.18**	mg/kg	0.0048	0.00022	1		06/03/20 02:12	71-55-6	
Trichloroethene	**0.024**	mg/kg	0.0048	0.00037	1		06/03/20 02:12	79-01-6	
Vinyl chloride	ND	mg/kg	0.0048	0.00019	1		06/03/20 02:12	75-01-4	
Surrogates									
Dibromofluoromethane (S)	102	%.	73-133		1		06/03/20 02:12	1868-53-7	
Toluene-d8 (S)	120	%.	73-130		1		06/03/20 02:12	2037-26-5	
4-Bromofluorobenzene (S)	80	%.	55-129		1		06/03/20 02:12	460-00-4	
Percent Moisture	Analytical Method: SM 2540G								
	Pace Analytical Services - Indianapolis								
Percent Moisture	**6.1**	%	0.10	0.10	1		06/03/20 13:55		

This report shall not be reproduced, except in full,
without the written consent of Pace Analytical Services, LLC.

7/6/20

Pace Analytical Services, LLC
7726 Moller Road
Indianapolis, IN 46268
(317)228-3100

ANALYTICAL RESULTS

Project: Amphenol
Pace Project No.: 50258418

Sample: GP-25 SL (12.50-13.00) **Lab ID: 50258418029** Collected: 05/28/20 14:35 Received: 05/29/20 09:17 Matrix: Solid

Results reported on a "dry weight" basis and are adjusted for percent moisture, sample size and any dilutions.

Parameters	Results	Units	Report Limit	MDL	DF	Prepared	Analyzed	CAS No.	Qual
8260 MSV 5035A VOA	Analytical Method: EPA 8260								
	Pace Analytical Services - Indianapolis								
1,1-Dichloroethane	ND	mg/kg	0.0049	0.00013	1		06/03/20 02:45	75-34-3	
1,2-Dichloroethane	ND	mg/kg	0.0049	0.00020	1		06/03/20 02:45	107-06-2	
cis-1,2-Dichloroethene	ND	mg/kg	0.0049	0.00027	1		06/03/20 02:45	156-59-2	
trans-1,2-Dichloroethene	ND	mg/kg	0.0049	0.00027	1		06/03/20 02:45	156-60-5	
Methylene Chloride	ND	mg/kg	0.020	0.020	1		06/03/20 02:45	75-09-2	
Tetrachloroethene	**0.049**	mg/kg	0.0049	0.00023	1		06/03/20 02:45	127-18-4	
1,1,1-Trichloroethane	ND	mg/kg	0.0049	0.00023	1		06/03/20 02:45	71-55-6	
Trichloroethene	**0.015**	mg/kg	0.0049	0.00037	1		06/03/20 02:45	79-01-6	
Vinyl chloride	ND	mg/kg	0.0049	0.00020	1		06/03/20 02:45	75-01-4	
Surrogates									
Dibromofluoromethane (S)	93	%.	73-133		1		06/03/20 02:45	1868-53-7	
Toluene-d8 (S)	102	%.	73-130		1		06/03/20 02:45	2037-26-5	
4-Bromofluorobenzene (S)	94	%.	55-129		1		06/03/20 02:45	460-00-4	
Percent Moisture	Analytical Method: SM 2540G								
	Pace Analytical Services - Indianapolis								
Percent Moisture	**4.3**	%	0.10	0.10	1		06/03/20 13:55		

This report shall not be reproduced, except in full,
without the written consent of Pace Analytical Services, LLC.

Pace Analytical Services, LLC
7726 Moller Road
Indianapolis, IN 46268
(317)228-3100

ANALYTICAL RESULTS

Project: Amphenol
Pace Project No.: 50258418

Sample: GP-25 SL (15.75-16.25) **Lab ID: 50258418030** Collected: 05/28/20 14:38 Received: 05/29/20 09:17 Matrix: Solid

Results reported on a "dry weight" basis and are adjusted for percent moisture, sample size and any dilutions.

Parameters	Results	Units	Report Limit	MDL	DF	Prepared	Analyzed	CAS No.	Qual
8260 MSV 5035A VOA	Analytical Method: EPA 8260								
	Pace Analytical Services - Indianapolis								
1,1-Dichloroethane	ND	mg/kg	0.0049	0.00013	1		06/03/20 03:18	75-34-3	
1,2-Dichloroethane	ND	mg/kg	0.0049	0.00020	1		06/03/20 03:18	107-06-2	
cis-1,2-Dichloroethene	ND	mg/kg	0.0049	0.00027	1		06/03/20 03:18	156-59-2	
trans-1,2-Dichloroethene	ND	mg/kg	0.0049	0.00028	1		06/03/20 03:18	156-60-5	
Methylene Chloride	ND	mg/kg	0.020	0.020	1		06/03/20 03:18	75-09-2	
Tetrachloroethene	**0.069**	mg/kg	0.0049	0.00023	1		06/03/20 03:18	127-18-4	
1,1,1-Trichloroethane	**0.012**	mg/kg	0.0049	0.00023	1		06/03/20 03:18	71-55-6	
Trichloroethene	**0.021**	mg/kg	0.0049	0.00037	1		06/03/20 03:18	79-01-6	
Vinyl chloride	ND	mg/kg	0.0049	0.00020	1		06/03/20 03:18	75-01-4	
Surrogates									
Dibromofluoromethane (S)	95	%.	73-133		1		06/03/20 03:18	1868-53-7	
Toluene-d8 (S)	100	%.	73-130		1		06/03/20 03:18	2037-26-5	
4-Bromofluorobenzene (S)	101	%.	55-129		1		06/03/20 03:18	460-00-4	
Percent Moisture	Analytical Method: SM 2540G								
	Pace Analytical Services - Indianapolis								
Percent Moisture	**12.8**	%	0.10	0.10	1		06/03/20 13:55		

This report shall not be reproduced, except in full,
without the written consent of Pace Analytical Services, LLC.

7/5/20

Pace Analytical Services, LLC
7726 Moller Road
Indianapolis, IN 46268
(317)228-3100

ANALYTICAL RESULTS

Project: Amphenol
Pace Project No.: 50258418

Sample: GP-25 SL (18.50-19.00) **Lab ID: 50258418031** Collected: 05/28/20 14:41 Received: 05/29/20 09:17 Matrix: Solid

Results reported on a "dry weight" basis and are adjusted for percent moisture, sample size and any dilutions.

Parameters	Results	Units	Report Limit	MDL	DF	Prepared	Analyzed	CAS No.	Qual
8260 MSV 5035A VOA	Analytical Method: EPA 8260								
	Pace Analytical Services - Indianapolis								
1,1-Dichloroethane	**0.0084**	mg/kg	0.0048	0.00012	1		06/03/20 03:52	75-34-3	
1,2-Dichloroethane	ND	mg/kg	0.0048	0.00019	1		06/03/20 03:52	107-06-2	
cis-1,2-Dichloroethene	ND	mg/kg	0.0048	0.00026	1		06/03/20 03:52	156-59-2	
trans-1,2-Dichloroethene	ND	mg/kg	0.0048	0.00027	1		06/03/20 03:52	156-60-5	
Methylene Chloride	ND	mg/kg	0.019	0.019	1		06/03/20 03:52	75-09-2	
Tetrachloroethene	**0.014**	mg/kg	0.0048	0.00022	1		06/03/20 03:52	127-18-4	
1,1,1-Trichloroethane	**0.13**	mg/kg	0.0048	0.00022	1		06/03/20 03:52	71-55-6	
Trichloroethene	**0.095**	mg/kg	0.0048	0.00036	1		06/03/20 03:52	79-01-6	
Vinyl chloride	ND	mg/kg	0.0048	0.00019	1		06/03/20 03:52	75-01-4	
Surrogates									
Dibromofluoromethane (S)	94	%.	73-133		1		06/03/20 03:52	1868-53-7	
Toluene-d8 (S)	99	%.	73-130		1		06/03/20 03:52	2037-26-5	
4-Bromofluorobenzene (S)	101	%.	55-129		1		06/03/20 03:52	460-00-4	
Percent Moisture	Analytical Method: SM 2540G								
	Pace Analytical Services - Indianapolis								
Percent Moisture	**7.0**	%	0.10	0.10	1		06/03/20 13:55		

This report shall not be reproduced, except in full,
without the written consent of Pace Analytical Services, LLC.

7/5/20

Pace Analytical Services, LLC
7726 Moller Road
Indianapolis, IN 46268
(317)228-3100

ANALYTICAL RESULTS

Project: Amphenol
Pace Project No.: 50258418

Sample: GP-25 SL (19.00-19.50) **Lab ID: 50258418032** Collected: 05/28/20 14:43 Received: 05/29/20 09:17 Matrix: Solid

Results reported on a "dry weight" basis and are adjusted for percent moisture, sample size and any dilutions.

Parameters	Results	Units	Report Limit	MDL	DF	Prepared	Analyzed	CAS No.	Qual
8260 MSV 5035A VOA	Analytical Method: EPA 8260								
	Pace Analytical Services - Indianapolis								
1,1-Dichloroethane	**2.0**	mg/kg	0.26	0.049	50		06/04/20 06:00	75-34-3	
1,2-Dichloroethane	ND	mg/kg	0.0056	0.00022	1		06/03/20 04:25	107-06-2	
cis-1,2-Dichloroethene	ND	mg/kg	0.0056	0.00030	1		06/03/20 04:25	156-59-2	
trans-1,2-Dichloroethene	ND	mg/kg	0.0056	0.00031	1		06/03/20 04:25	156-60-5	
Methylene Chloride	ND	mg/kg	0.022	0.022	1		06/03/20 04:25	75-09-2	
Tetrachloroethene	ND	mg/kg	0.0056	0.00026	1		06/03/20 04:25	127-18-4	
1,1,1-Trichloroethane	**0.24**	mg/kg	0.0056	0.00026	1		06/03/20 04:25	71-55-6	
Trichloroethene	**0.54**	mg/kg	0.26	0.18	50		06/04/20 06:00	79-01-6	
Vinyl chloride	ND	mg/kg	0.0056	0.00022	1		06/03/20 04:25	75-01-4	
Surrogates									
Dibromofluoromethane (S)	99	%.	73-133		1		06/03/20 04:25	1868-53-7	
Toluene-d8 (S)	118	%.	73-130		1		06/03/20 04:25	2037-26-5	
4-Bromofluorobenzene (S)	83	%.	55-129		1		06/03/20 04:25	460-00-4	
Percent Moisture	Analytical Method: SM 2540G								
	Pace Analytical Services - Indianapolis								
Percent Moisture	**7.4**	%	0.10	0.10	1		06/03/20 13:55		

This report shall not be reproduced, except in full,
without the written consent of Pace Analytical Services, LLC.

7/5/20

Pace Analytical Services, LLC
7726 Moller Road
Indianapolis, IN 46268
(317)228-3100

ANALYTICAL RESULTS

Project: Amphenol
Pace Project No.: 50258418

Sample: GP-27 SL (17.50-18.00) **Lab ID: 50258418037** Collected: 05/28/20 15:55 Received: 05/29/20 09:17 Matrix: Solid

Results reported on a "dry weight" basis and are adjusted for percent moisture, sample size and any dilutions.

Parameters	Results	Units	Report Limit	MDL	DF	Prepared	Analyzed	CAS No.	Qual
8260 MSV 5035A VOA	Analytical Method: EPA 8260								
	Pace Analytical Services - Indianapolis								
1,1-Dichloroethane	ND	mg/kg	0.49	0.091	100		06/02/20 20:21	75-34-3	
1,2-Dichloroethane	ND	mg/kg	0.49	0.40	100		06/02/20 20:21	107-06-2	
cis-1,2-Dichloroethene	ND	mg/kg	0.49	0.35	100		06/02/20 20:21	156-59-2	
trans-1,2-Dichloroethene	ND	mg/kg	0.49	0.34	100		06/02/20 20:21	156-60-5	
Methylene Chloride	ND	mg/kg	2.0	0.098	100		06/02/20 20:21	75-09-2	
Tetrachloroethene	**70.4**	mg/kg	4.9	3.2	1000		06/04/20 04:20	127-18-4	
1,1,1-Trichloroethane	ND	mg/kg	0.49	0.34	100		06/02/20 20:21	71-55-6	
Trichloroethene	ND	mg/kg	0.49	0.34	100		06/02/20 20:21	79-01-6	
Vinyl chloride	ND	mg/kg	0.49	0.066	100		06/02/20 20:21	75-01-4	
Surrogates									
Dibromofluoromethane (S)	86	%.	73-133		100		06/02/20 20:21	1868-53-7	D4
Toluene-d8 (S)	97	%.	73-130		100		06/02/20 20:21	2037-26-5	
4-Bromofluorobenzene (S)	114	%.	55-129		100		06/02/20 20:21	460-00-4	
Percent Moisture	Analytical Method: SM 2540G								
	Pace Analytical Services - Indianapolis								
Percent Moisture	**13.7**	%	0.10	0.10	1		06/03/20 14:32		

This report shall not be reproduced, except in full,
without the written consent of Pace Analytical Services, LLC.

7/5/20

Pace Analytical Services, LLC
7726 Moller Road
Indianapolis, IN 46268
(317)228-3100

ANALYTICAL RESULTS

Project: Amphenol
Pace Project No.: 50258418

Sample: GP-27 SL (19.75-20.25) **Lab ID: 50258418038** Collected: 05/28/20 16:01 Received: 05/29/20 09:17 Matrix: Solid

Results reported on a "dry weight" basis and are adjusted for percent moisture, sample size and any dilutions.

Parameters	Results	Units	Report Limit	MDL	DF	Prepared	Analyzed	CAS No.	Qual
8260 MSV 5035A VOA	Analytical Method: EPA 8260								
	Pace Analytical Services - Indianapolis								
1,1-Dichloroethane	ND	mg/kg	5.7	1.1	1000		06/02/20 20:54	75-34-3	
1,2-Dichloroethane	ND	mg/kg	5.7	4.6	1000		06/02/20 20:54	107-06-2	
cis-1,2-Dichloroethene	ND	mg/kg	5.7	4.0	1000		06/02/20 20:54	156-59-2	
trans-1,2-Dichloroethene	ND	mg/kg	5.7	3.9	1000		06/02/20 20:54	156-60-5	
Methylene Chloride	ND	mg/kg	22.7	1.1	1000		06/02/20 20:54	75-09-2	
Tetrachloroethene	**84.3**	mg/kg	5.7	3.7	1000		06/02/20 20:54	127-18-4	
1,1,1-Trichloroethane	ND	mg/kg	5.7	3.9	1000		06/02/20 20:54	71-55-6	
Trichloroethene	ND	mg/kg	5.7	3.9	1000		06/02/20 20:54	79-01-6	
Vinyl chloride	ND	mg/kg	5.7	0.76	1000		06/02/20 20:54	75-01-4	
Surrogates									
Dibromofluoromethane (S)	99	%.	73-133		1000		06/02/20 20:54	1868-53-7	D4
Toluene-d8 (S)	94	%.	73-130		1000		06/02/20 20:54	2037-26-5	
4-Bromofluorobenzene (S)	113	%.	55-129		1000		06/02/20 20:54	460-00-4	
Percent Moisture	Analytical Method: SM 2540G								
	Pace Analytical Services - Indianapolis								
Percent Moisture	**14.6**	%	0.10	0.10	1		06/03/20 14:32		

This report shall not be reproduced, except in full,
without the written consent of Pace Analytical Services, LLC.

7/5/20

Pace Analytical Services, LLC
7726 Moller Road
Indianapolis, IN 46268
(317)228-3100

ANALYTICAL RESULTS

Project: Amphenol
Pace Project No.: 50258418

Sample: GP-27 SL (21.00-21.50) **Lab ID: 50258418039** Collected: 05/28/20 16:05 Received: 05/29/20 09:17 Matrix: Solid

Results reported on a "dry weight" basis and are adjusted for percent moisture, sample size and any dilutions.

Parameters	Results	Units	Report Limit	MDL	DF	Prepared	Analyzed	CAS No.	Qual
8260 MSV 5035A VOA	Analytical Method: EPA 8260								
	Pace Analytical Services - Indianapolis								
1,1-Dichloroethane	**0.041**	mg/kg	0.0065	0.00017	1		06/03/20 07:12	75-34-3	
1,2-Dichloroethane	ND	mg/kg	0.0065	0.00026	1		06/03/20 07:12	107-06-2	
cis-1,2-Dichloroethene	**4.7**	mg/kg	0.25	0.18	50		06/04/20 07:41	156-59-2	
trans-1,2-Dichloroethene	**0.021**	mg/kg	0.0065	0.00036	1		06/03/20 07:12	156-60-5	
Methylene Chloride	ND	mg/kg	0.026	0.026	1		06/03/20 07:12	75-09-2	
Tetrachloroethene	**66.0**	mg/kg	2.5	1.7	500		06/04/20 15:44	127-18-4	
1,1,1-Trichloroethane	**0.023**	mg/kg	0.0065	0.00030	1		06/03/20 07:12	71-55-6	
Trichloroethene	**0.20**	mg/kg	0.0065	0.00049	1		06/03/20 07:12	79-01-6	
Vinyl chloride	**0.40**	mg/kg	0.0065	0.00026	1		06/03/20 07:12	75-01-4	E
Surrogates									
Dibromofluoromethane (S)	93	%.	73-133		1		06/03/20 07:12	1868-53-7	
Toluene-d8 (S)	107	%.	73-130		1		06/03/20 07:12	2037-26-5	
4-Bromofluorobenzene (S)	97	%.	55-129		1		06/03/20 07:12	460-00-4	
Percent Moisture	Analytical Method: SM 2540G								
	Pace Analytical Services - Indianapolis								
Percent Moisture	**12.7**	%	0.10	0.10	1		06/03/20 14:33		

This report shall not be reproduced, except in full,
without the written consent of Pace Analytical Services, LLC.

7/15/20

Pace Analytical Services, LLC
7726 Moller Road
Indianapolis, IN 46268
(317)228-3100

ANALYTICAL RESULTS

Project: Amphenol
Pace Project No.: 50258418

Sample: GP-27 SL (21.55-22.05) **Lab ID: 50258418040** Collected: 05/28/20 16:10 Received: 05/29/20 09:17 Matrix: Solid

Results reported on a "dry weight" basis and are adjusted for percent moisture, sample size and any dilutions.

Parameters	Results	Units	Report Limit	MDL	DF	Prepared	Analyzed	CAS No.	Qual
8260 MSV 5035A VOA	Analytical Method: EPA 8260								
	Pace Analytical Services - Indianapolis								
1,1-Dichloroethane	ND	mg/kg	20.2	3.8	5000		06/02/20 21:28	75-34-3	
1,2-Dichloroethane	ND	mg/kg	20.2	16.4	5000		06/02/20 21:28	107-06-2	
cis-1,2-Dichloroethene	ND	mg/kg	20.2	14.3	5000		06/02/20 21:28	156-59-2	
trans-1,2-Dichloroethene	ND	mg/kg	20.2	13.9	5000		06/02/20 21:28	156-60-5	
Methylene Chloride	ND	mg/kg	80.9	4.0	5000		06/02/20 21:28	75-09-2	
Tetrachloroethene	**103**	mg/kg	20.2	13.3	5000		06/02/20 21:28	127-18-4	
1,1,1-Trichloroethane	ND	mg/kg	20.2	14.0	5000		06/02/20 21:28	71-55-6	
Trichloroethene	ND	mg/kg	20.2	14.0	5000		06/02/20 21:28	79-01-6	
Vinyl chloride	ND	mg/kg	20.2	2.7	5000		06/02/20 21:28	75-01-4	
Surrogates									
Dibromofluoromethane (S)	100	%.	73-133		5000		06/02/20 21:28	1868-53-7	D4
Toluene-d8 (S)	95	%.	73-130		5000		06/02/20 21:28	2037-26-5	
4-Bromofluorobenzene (S)	115	%.	55-129		5000		06/02/20 21:28	460-00-4	
Percent Moisture	Analytical Method: SM 2540G								
	Pace Analytical Services - Indianapolis								
Percent Moisture	**6.9**	%	0.10	0.10	1		06/03/20 14:33		

This report shall not be reproduced, except in full,
without the written consent of Pace Analytical Services, LLC.

7/5/20

Pace Analytical Services, LLC
7726 Moller Road
Indianapolis, IN 46268
(317)228-3100

ANALYTICAL RESULTS

Project: Amphenol
Pace Project No.: 50258418

Sample: GP-28 SL (12.50-13.00) **Lab ID: 50258418041** Collected: 05/28/20 16:39 Received: 05/29/20 09:17 Matrix: Solid

Results reported on a "dry weight" basis and are adjusted for percent moisture, sample size and any dilutions.

Parameters	Results	Units	Report Limit	MDL	DF	Prepared	Analyzed	CAS No.	Qual
8260 MSV 5035A VOA	Analytical Method: EPA 8260								
	Pace Analytical Services - Indianapolis								
1,1-Dichloroethane	ND	mg/kg	0.0058	0.00015	1		06/03/20 07:46	75-34-3	
1,2-Dichloroethane	ND	mg/kg	0.0058	0.00023	1		06/03/20 07:46	107-06-2	
cis-1,2-Dichloroethene	ND	mg/kg	0.0058	0.00031	1		06/03/20 07:46	156-59-2	
trans-1,2-Dichloroethene	ND	mg/kg	0.0058	0.00032	1		06/03/20 07:46	156-60-5	
Methylene Chloride	ND	mg/kg	0.023	0.023	1		06/03/20 07:46	75-09-2	
Tetrachloroethene	**0.081**	mg/kg	0.0058	0.00027	1		06/03/20 07:46	127-18-4	
1,1,1-Trichloroethane	ND	mg/kg	0.0058	0.00027	1		06/03/20 07:46	71-55-6	
Trichloroethene	ND	mg/kg	0.0058	0.00044	1		06/03/20 07:46	79-01-6	
Vinyl chloride	ND	mg/kg	0.0058	0.00023	1		06/03/20 07:46	75-01-4	
Surrogates									
Dibromofluoromethane (S)	93	%.	73-133		1		06/03/20 07:46	1868-53-7	
Toluene-d8 (S)	97	%.	73-130		1		06/03/20 07:46	2037-26-5	
4-Bromofluorobenzene (S)	108	%.	55-129		1		06/03/20 07:46	460-00-4	
Percent Moisture	Analytical Method: SM 2540G								
	Pace Analytical Services - Indianapolis								
Percent Moisture	**10.1**	%	0.10	0.10	1		06/03/20 14:33		

REPORT OF LABORATORY ANALYSIS

This report shall not be reproduced, except in full,
without the written consent of Pace Analytical Services, LLC.

7/15/20

Pace Analytical Services, LLC
7726 Moller Road
Indianapolis, IN 46268
(317)228-3100

ANALYTICAL RESULTS

Project: Amphenol
Pace Project No.: 50258418

Sample: GP-28 SL (13.00-13.50) **Lab ID: 50258418042** Collected: 05/28/20 16:42 Received: 05/29/20 09:17 Matrix: Solid

Results reported on a "dry weight" basis and are adjusted for percent moisture, sample size and any dilutions.

Parameters	Results	Units	Report Limit	MDL	DF	Prepared	Analyzed	CAS No.	Qual
8260 MSV 5035A VOA	Analytical Method: EPA 8260								
	Pace Analytical Services - Indianapolis								
1,1-Dichloroethane	ND	mg/kg	0.0043	0.00011	1		06/03/20 09:27	75-34-3	
1,2-Dichloroethane	ND	mg/kg	0.0043	0.00017	1		06/03/20 09:27	107-06-2	
cis-1,2-Dichloroethene	ND	mg/kg	0.0043	0.00023	1		06/03/20 09:27	156-59-2	
trans-1,2-Dichloroethene	ND	mg/kg	0.0043	0.00024	1		06/03/20 09:27	156-60-5	
Methylene Chloride	ND	mg/kg	0.017	0.017	1		06/03/20 09:27	75-09-2	
Tetrachloroethene	**0.087**	mg/kg	0.0043	0.00020	1		06/03/20 09:27	127-18-4	
1,1,1-Trichloroethane	ND	mg/kg	0.0043	0.00020	1		06/03/20 09:27	71-55-6	
Trichloroethene	**0.0052**	mg/kg	0.0043	0.00033	1		06/03/20 09:27	79-01-6	
Vinyl chloride	ND	mg/kg	0.0043	0.00017	1		06/03/20 09:27	75-01-4	
Surrogates									
Dibromofluoromethane (S)	92	%.	73-133		1		06/03/20 09:27	1868-53-7	
Toluene-d8 (S)	95	%.	73-130		1		06/03/20 09:27	2037-26-5	
4-Bromofluorobenzene (S)	104	%.	55-129		1		06/03/20 09:27	460-00-4	
Percent Moisture	Analytical Method: SM 2540G								
	Pace Analytical Services - Indianapolis								
Percent Moisture	**7.0**	%	0.10	0.10	1		06/03/20 14:33		

This report shall not be reproduced, except in full,
without the written consent of Pace Analytical Services, LLC.

7/15/20

Pace Analytical Services, LLC
7726 Moller Road
Indianapolis, IN 46268
(317)228-3100

ANALYTICAL RESULTS

Project: Amphenol
Pace Project No.: 50258418

Sample: GP-28 SL (21.95-22.45) **Lab ID: 50258418043** Collected: 05/28/20 16:49 Received: 05/29/20 09:17 Matrix: Solid

Results reported on a "dry weight" basis and are adjusted for percent moisture, sample size and any dilutions.

Parameters	Results	Units	Report Limit	MDL	DF	Prepared	Analyzed	CAS No.	Qual
8260 MSV 5035A VOA	Analytical Method: EPA 8260								
	Pace Analytical Services - Indianapolis								
1,1-Dichloroethane	ND	mg/kg	0.0054	0.00014	1		06/03/20 14:08	75-34-3	
1,2-Dichloroethane	ND	mg/kg	0.0054	0.00022	1		06/03/20 14:08	107-06-2	
cis-1,2-Dichloroethene	ND	mg/kg	0.0054	0.00029	1		06/03/20 14:08	156-59-2	
trans-1,2-Dichloroethene	ND	mg/kg	0.0054	0.00030	1		06/03/20 14:08	156-60-5	
Methylene Chloride	ND	mg/kg	0.022	0.022	1		06/03/20 14:08	75-09-2	
Tetrachloroethene	**0.038**	mg/kg	0.0054	0.00025	1		06/03/20 14:08	127-18-4	
1,1,1-Trichloroethane	**0.0065**	mg/kg	0.0054	0.00025	1		06/03/20 14:08	71-55-6	
Trichloroethene	**0.0081**	mg/kg	0.0054	0.00041	1		06/03/20 14:08	79-01-6	
Vinyl chloride	ND	mg/kg	0.0054	0.00022	1		06/03/20 14:08	75-01-4	
Surrogates									
Dibromofluoromethane (S)	96	%.	73-133		1		06/03/20 14:08	1868-53-7	
Toluene-d8 (S)	97	%.	73-130		1		06/03/20 14:08	2037-26-5	
4-Bromofluorobenzene (S)	102	%.	55-129		1		06/03/20 14:08	460-00-4	
Percent Moisture	Analytical Method: SM 2540G								
	Pace Analytical Services - Indianapolis								
Percent Moisture	**13.0**	%	0.10	0.10	1		06/03/20 14:34		

7/2/20

Pace Analytical Services, LLC
7726 Moller Road
Indianapolis, IN 46268
(317)228-3100

ANALYTICAL RESULTS

Project: Amphenol
Pace Project No.: 50258418

Sample: GP-28 SL (22.50-23.00) **Lab ID: 50258418044** Collected: 05/28/20 16:52 Received: 05/29/20 09:17 Matrix: Solid

Results reported on a "dry weight" basis and are adjusted for percent moisture, sample size and any dilutions.

Parameters	Results	Units	Report Limit	MDL	DF	Prepared	Analyzed	CAS No.	Qual
8260 MSV 5035A VOA	Analytical Method: EPA 8260								
	Pace Analytical Services - Indianapolis								
1,1-Dichloroethane	**0.0059**	mg/kg	0.0040	0.00010	1		06/03/20 18:36	75-34-3	
1,2-Dichloroethane	ND	mg/kg	0.0040	0.00016	1		06/03/20 18:36	107-06-2	
cis-1,2-Dichloroethene	ND	mg/kg	0.0040	0.00022	1		06/03/20 18:36	156-59-2	
trans-1,2-Dichloroethene	ND	mg/kg	0.0040	0.00023	1		06/03/20 18:36	156-60-5	
Methylene Chloride	ND	mg/kg	0.016	0.016	1		06/03/20 18:36	75-09-2	
Tetrachloroethene	**0.014**	mg/kg	0.0040	0.00018	1		06/03/20 18:36	127-18-4	
1,1,1-Trichloroethane	**0.072**	mg/kg	0.0040	0.00018	1		06/03/20 18:36	71-55-6	
Trichloroethene	**6.7**	mg/kg	0.46	0.32	100		06/04/20 16:08	79-01-6	
Vinyl chloride	ND	mg/kg	0.0040	0.00016	1		06/03/20 18:36	75-01-4	
Surrogates									
Dibromofluoromethane (S)	95	%.	73-133		1		06/03/20 18:36	1868-53-7	
Toluene-d8 (S)	119	%.	73-130		1		06/03/20 18:36	2037-26-5	
4-Bromofluorobenzene (S)	80	%.	55-129		1		06/03/20 18:36	460-00-4	
Percent Moisture	Analytical Method: SM 2540G								
	Pace Analytical Services - Indianapolis								
Percent Moisture	**7.1**	%	0.10	0.10	1		06/03/20 14:34		

This report shall not be reproduced, except in full,
without the written consent of Pace Analytical Services, LLC.

7/5/20

Pace Analytical Services, LLC
7726 Moller Road
Indianapolis, IN 46268
(317)228-3100

ANALYTICAL RESULTS

Project: Amphenol
Pace Project No.: 50258418

Sample: FD-8 SL **Lab ID: 50258418045** Collected: 05/28/20 08:00 Received: 05/29/20 09:17 Matrix: Solid

Results reported on a "dry weight" basis and are adjusted for percent moisture, sample size and any dilutions.

Parameters	Results	Units	Report Limit	MDL	DF	Prepared	Analyzed	CAS No.	Qual
8260 MSV 5035A VOA	Analytical Method: EPA 8260								
	Pace Analytical Services - Indianapolis								
1,1-Dichloroethane	ND	mg/kg	26.6	4.9	5000		06/02/20 22:01	75-34-3	
1,2-Dichloroethane	ND	mg/kg	26.6	21.6	5000		06/02/20 22:01	107-06-2	
cis-1,2-Dichloroethene	ND	mg/kg	26.6	18.8	5000		06/02/20 22:01	156-59-2	
trans-1,2-Dichloroethene	ND	mg/kg	26.6	18.3	5000		06/02/20 22:01	156-60-5	
Methylene Chloride	ND	mg/kg	106	5.3	5000		06/02/20 22:01	75-09-2	
Tetrachloroethene	**34.6**	mg/kg	26.6	17.4	5000		06/02/20 22:01	127-18-4	
1,1,1-Trichloroethane	ND	mg/kg	26.6	18.3	5000		06/02/20 22:01	71-55-6	
Trichloroethene	ND	mg/kg	26.6	18.4	5000		06/02/20 22:01	79-01-6	
Vinyl chloride	ND	mg/kg	26.6	3.6	5000		06/02/20 22:01	75-01-4	
Surrogates									
Dibromofluoromethane (S)	102	%.	73-133		5000		06/02/20 22:01	1868-53-7	D4
Toluene-d8 (S)	96	%.	73-130		5000		06/02/20 22:01	2037-26-5	
4-Bromofluorobenzene (S)	114	%.	55-129		5000		06/02/20 22:01	460-00-4	
Percent Moisture	Analytical Method: SM 2540G								
	Pace Analytical Services - Indianapolis								
Percent Moisture	**18.3**	%	0.10	0.10	1		06/03/20 14:34		

This report shall not be reproduced, except in full,
without the written consent of Pace Analytical Services, LLC.

7/5/20

Pace Analytical Services, LLC
7726 Moller Road
Indianapolis, IN 46268
(317)228-3100

ANALYTICAL RESULTS

Project: Amphenol
Pace Project No.: 50258418

Sample: FD-9 SL **Lab ID: 50258418046** Collected: 05/28/20 08:00 Received: 05/29/20 09:17 Matrix: Solid

Results reported on a "dry weight" basis and are adjusted for percent moisture, sample size and any dilutions.

Parameters	Results	Units	Report Limit	MDL	DF	Prepared	Analyzed	CAS No.	Qual
8260 MSV 5035A VOA	Analytical Method: EPA 8260								
	Pace Analytical Services - Indianapolis								
1,1-Dichloroethane	ND	mg/kg	0.0043	0.00011	1		06/03/20 19:09	75-34-3	
1,2-Dichloroethane	ND	mg/kg	0.0043	0.00017	1		06/03/20 19:09	107-06-2	
cis-1,2-Dichloroethene	ND	mg/kg	0.0043	0.00023	1		06/03/20 19:09	156-59-2	
trans-1,2-Dichloroethene	ND	mg/kg	0.0043	0.00024	1		06/03/20 19:09	156-60-5	
Methylene Chloride	ND	mg/kg	0.017	0.017	1		06/03/20 19:09	75-09-2	
Tetrachloroethene	**5.8**	mg/kg	0.24	0.16	50		06/04/20 14:57	127-18-4	
1,1,1-Trichloroethane	**0.037**	mg/kg	0.0043	0.00020	1		06/03/20 19:09	71-55-6	
Trichloroethene	**0.55**	mg/kg	0.24	0.17	50		06/04/20 14:57	79-01-6	
Vinyl chloride	ND	mg/kg	0.0043	0.00017	1		06/03/20 19:09	75-01-4	
Surrogates									
Dibromofluoromethane (S)	92	%.	73-133		1		06/03/20 19:09	1868-53-7	
Toluene-d8 (S)	112	%.	73-130		1		06/03/20 19:09	2037-26-5	
4-Bromofluorobenzene (S)	92	%.	55-129		1		06/03/20 19:09	460-00-4	
Percent Moisture	Analytical Method: SM 2540G								
	Pace Analytical Services - Indianapolis								
Percent Moisture	**9.2**	%	0.10	0.10	1		06/03/20 14:34		

This report shall not be reproduced, except in full,
without the written consent of Pace Analytical Services, LLC.

7/5/20

Pace Analytical Services, LLC
7726 Moller Road
Indianapolis, IN 46268
(317)228-3100

ANALYTICAL RESULTS

Project: Amphenol
Pace Project No.: 50258418

Sample: FD-10 SL **Lab ID: 50258418047** Collected: 05/28/20 08:00 Received: 05/29/20 09:17 Matrix: Solid

Results reported on a "dry weight" basis and are adjusted for percent moisture, sample size and any dilutions.

Parameters	Results	Units	Report Limit	MDL	DF	Prepared	Analyzed	CAS No.	Qual
8260 MSV 5035A VOA	Analytical Method: EPA 8260								
	Pace Analytical Services - Indianapolis								
1,1-Dichloroethane	ND	mg/kg	0.0047	0.00087	1		06/03/20 02:28	75-34-3	
1,2-Dichloroethane	ND	mg/kg	0.0047	0.0038	1		06/03/20 02:28	107-06-2	
cis-1,2-Dichloroethene	ND	mg/kg	0.0047	0.0033	1		06/03/20 02:28	156-59-2	
trans-1,2-Dichloroethene	ND	mg/kg	0.0047	0.0032	1		06/03/20 02:28	156-60-5	
Methylene Chloride	ND	mg/kg	0.019	0.00094	1		06/03/20 02:28	75-09-2	
Tetrachloroethene	**0.053**	mg/kg	0.0047	0.0031	1		06/03/20 02:28	127-18-4	
1,1,1-Trichloroethane	**0.0098**	mg/kg	0.0047	0.0032	1		06/03/20 02:28	71-55-6	
Trichloroethene	**0.016**	mg/kg	0.0047	0.0032	1		06/03/20 02:28	79-01-6	
Vinyl chloride	ND	mg/kg	0.0047	0.00063	1		06/03/20 02:28	75-01-4	
Surrogates									
Dibromofluoromethane (S)	97	%.	73-133		1		06/03/20 02:28	1868-53-7	
Toluene-d8 (S)	99	%.	73-130		1		06/03/20 02:28	2037-26-5	
4-Bromofluorobenzene (S)	107	%.	55-129		1		06/03/20 02:28	460-00-4	
Percent Moisture	Analytical Method: SM 2540G								
	Pace Analytical Services - Indianapolis								
Percent Moisture	**7.9**	%	0.10	0.10	1		06/03/20 14:34		

This report shall not be reproduced, except in full,
without the written consent of Pace Analytical Services, LLC.

7/6/20 8

Pace Analytical Services, LLC
7726 Moller Road
Indianapolis, IN 46268
(317)228-3100

ANALYTICAL RESULTS

Project: Amphenol
Pace Project No.: 50258418

Sample: FD-11 SL **Lab ID: 50258418048** Collected: 05/28/20 08:00 Received: 05/29/20 09:17 Matrix: Solid

Results reported on a "dry weight" basis and are adjusted for percent moisture, sample size and any dilutions.

Parameters	Results	Units	Report Limit	MDL	DF	Prepared	Analyzed	CAS No.	Qual
8260 MSV 5035A VOA	Analytical Method: EPA 8260								
	Pace Analytical Services - Indianapolis								
1,1-Dichloroethane	ND	mg/kg	5.4	1.0	1000		06/02/20 22:34	75-34-3	
1,2-Dichloroethane	ND	mg/kg	5.4	4.4	1000		06/02/20 22:34	107-06-2	
cis-1,2-Dichloroethene	**5.4**	mg/kg	5.4	3.8	1000		06/02/20 22:34	156-59-2	
trans-1,2-Dichloroethene	ND	mg/kg	5.4	3.7	1000		06/02/20 22:34	156-60-5	
Methylene Chloride	ND	mg/kg	21.6	1.1	1000		06/02/20 22:34	75-09-2	
Tetrachloroethene	**114**	mg/kg	27.0	17.7	5000		06/04/20 04:54	127-18-4	
1,1,1-Trichloroethane	ND	mg/kg	5.4	3.7	1000		06/02/20 22:34	71-55-6	
Trichloroethene	**21.1**	mg/kg	5.4	3.7	1000		06/02/20 22:34	79-01-6	
Vinyl chloride	ND	mg/kg	5.4	0.72	1000		06/02/20 22:34	75-01-4	
Surrogates									
Dibromofluoromethane (S)	86	%.	73-133		1000		06/02/20 22:34	1868-53-7	D4
Toluene-d8 (S)	98	%.	73-130		1000		06/02/20 22:34	2037-26-5	
4-Bromofluorobenzene (S)	115	%.	55-129		1000		06/02/20 22:34	460-00-4	
Percent Moisture	Analytical Method: SM 2540G								
	Pace Analytical Services - Indianapolis								
Percent Moisture	**15.2**	%	0.10	0.10	1		06/03/20 14:34		

This report shall not be reproduced, except in full,
without the written consent of Pace Analytical Services, LLC.

Pace Analytical Services, LLC
7726 Moller Road
Indianapolis, IN 46268
(317)228-3100

ANALYTICAL RESULTS

Project: Amphenol
Pace Project No.: 50258418

Sample: FD-12 SL **Lab ID: 50258418049** Collected: 05/28/20 08:00 Received: 05/29/20 09:17 Matrix: Solid

Results reported on a "dry weight" basis and are adjusted for percent moisture, sample size and any dilutions.

Parameters	Results	Units	Report Limit	MDL	DF	Prepared	Analyzed	CAS No.	Qual
8260 MSV 5035A VOA	Analytical Method: EPA 8260								
	Pace Analytical Services - Indianapolis								
1,1-Dichloroethane	ND	mg/kg	0.0052	0.00096	1		06/03/20 03:02	75-34-3	
1,2-Dichloroethane	ND	mg/kg	0.0052	0.0042	1		06/03/20 03:02	107-06-2	
cis-1,2-Dichloroethene	ND	mg/kg	0.0052	0.0036	1		06/03/20 03:02	156-59-2	
trans-1,2-Dichloroethene	ND	mg/kg	0.0052	0.0035	1		06/03/20 03:02	156-60-5	
Methylene Chloride	ND	mg/kg	0.021	0.0010	1		06/03/20 03:02	75-09-2	
Tetrachloroethene	**0.065**	mg/kg	0.0052	0.0034	1		06/03/20 03:02	127-18-4	
1,1,1-Trichloroethane	**0.0062**	mg/kg	0.0052	0.0036	1		06/03/20 03:02	71-55-6	
Trichloroethene	**0.037**	mg/kg	0.0052	0.0036	1		06/03/20 03:02	79-01-6	
Vinyl chloride	ND	mg/kg	0.0052	0.00069	1		06/03/20 03:02	75-01-4	
Surrogates									
Dibromofluoromethane (S)	97	%.	73-133		1		06/03/20 03:02	1868-53-7	
Toluene-d8 (S)	100	%.	73-130		1		06/03/20 03:02	2037-26-5	
4-Bromofluorobenzene (S)	109	%.	55-129		1		06/03/20 03:02	460-00-4	
Percent Moisture	Analytical Method: SM 2540G								
	Pace Analytical Services - Indianapolis								
Percent Moisture	**13.3**	%	0.10	0.10	1		06/03/20 14:35		

This report shall not be reproduced, except in full,
without the written consent of Pace Analytical Services, LLC.

7/5/20 8

Pace Analytical Services, LLC
7726 Moller Road
Indianapolis, IN 46268
(317)228-3100

ANALYTICAL RESULTS

Project: Amphenol
Pace Project No.: 50258418

Sample: TB-3 WT **Lab ID: 50258418050** Collected: 05/28/20 09:20 Received: 05/29/20 09:17 Matrix: Water

Parameters	Results	Units	Report Limit	MDL	DF	Prepared	Analyzed	CAS No.	Qual
8260/5030 MSV	Analytical Method: EPA 8260								
	Pace Analytical Services - Indianapolis								
1,1-Dichloroethane	ND	ug/L	5.0	0.46	1		06/02/20 00:02	75-34-3	
1,2-Dichloroethane	ND	ug/L	5.0	2.9	1		06/02/20 00:02	107-06-2	
cis-1,2-Dichloroethene	ND	ug/L	5.0	3.2	1		06/02/20 00:02	156-59-2	
trans-1,2-Dichloroethene	ND	ug/L	5.0	3.4	1		06/02/20 00:02	156-60-5	
Methylene Chloride	ND	ug/L	5.0	0.47	1		06/02/20 00:02	75-09-2	
Tetrachloroethene	ND	ug/L	5.0	0.32	1		06/02/20 00:02	127-18-4	
1,1,1-Trichloroethane	ND	ug/L	5.0	3.1	1		06/02/20 00:02	71-55-6	
Trichloroethene	ND	ug/L	5.0	2.7	1		06/02/20 00:02	79-01-6	
Vinyl chloride	ND	ug/L	2.0	0.55	1		06/02/20 00:02	75-01-4	
Surrogates									
Dibromofluoromethane (S)	96	%.	75-120		1		06/02/20 00:02	1868-53-7	
4-Bromofluorobenzene (S)	109	%.	85-116		1		06/02/20 00:02	460-00-4	
Toluene-d8 (S)	93	%.	83-111		1		06/02/20 00:02	2037-26-5	

7/5/20

Pace Analytical Services, LLC
7726 Moller Road
Indianapolis, IN 46268
(317)228-3100

ANALYTICAL RESULTS

Project: Amphenol
Pace Project No.: 50258418

Sample: EB-3 WT **Lab ID: 50258418051** Collected: 05/28/20 11:25 Received: 05/29/20 09:17 Matrix: Water

Parameters	Results	Units	Report Limit	MDL	DF	Prepared	Analyzed	CAS No.	Qual
8260/5030 MSV	Analytical Method: EPA 8260								
	Pace Analytical Services - Indianapolis								
1,1-Dichloroethane	ND	ug/L	5.0	0.46	1		06/02/20 00:35	75-34-3	
1,2-Dichloroethane	ND	ug/L	5.0	2.9	1		06/02/20 00:35	107-06-2	
cis-1,2-Dichloroethene	ND	ug/L	5.0	3.2	1		06/02/20 00:35	156-59-2	
trans-1,2-Dichloroethene	ND	ug/L	5.0	3.4	1		06/02/20 00:35	156-60-5	
Methylene Chloride	ND	ug/L	5.0	0.47	1		06/02/20 00:35	75-09-2	
Tetrachloroethene	ND	ug/L	5.0	0.32	1		06/02/20 00:35	127-18-4	
1,1,1-Trichloroethane	ND	ug/L	5.0	3.1	1		06/02/20 00:35	71-55-6	
Trichloroethene	ND	ug/L	5.0	2.7	1		06/02/20 00:35	79-01-6	
Vinyl chloride	ND	ug/L	2.0	0.55	1		06/02/20 00:35	75-01-4	
Surrogates									
Dibromofluoromethane (S)	96	%.	75-120		1		06/02/20 00:35	1868-53-7	
4-Bromofluorobenzene (S)	109	%.	85-116		1		06/02/20 00:35	460-00-4	
Toluene-d8 (S)	94	%.	83-111		1		06/02/20 00:35	2037-26-5	

This report shall not be reproduced, except in full,
without the written consent of Pace Analytical Services, LLC.

7/5/20

LDC #: 48404C1a

SDG #: 50258418

Laboratory: Pace Analytical Services, LLC

VALIDATION COMPLETENESS WORKSHEET

Level III

Date: 07/02/20

Page: 1 of 3

Reviewer: HG

2nd Reviewer: [illegible]

METHOD: GC/MS Volatiles (EPA SW 846 Method 8260C)

The samples listed below were reviewed for each of the following validation areas. Validation findings are noted in attached validation findings worksheets.

	Validation Area		Comments
I.	Sample receipt/Technical holding times	A / A	
II.	GC/MS Instrument performance check	A	
III.	Initial calibration/ICV	A / A	ICAL ≤ 20% or ICV ≤ 30%
IV.	Continuing calibration	A	CCV ≤ 20%
V.	Laboratory Blanks	A	
VI.	Field blanks	ND	TB = 46 EB = 47
VII.	Surrogate spikes	A	
VIII.	Matrix spike/Matrix spike duplicates	SW	RPD out 50/51 = NA - spike amts not comparable
IX.	Laboratory control samples	A	LCS
X.	Field duplicates	SW	D = 10/41, 18/42, 30/43, 34/44, 39/45
XI.	Internal standards	A	
XII.	Compound quantitation RL/LOQ/LODs	N	
XIII.	Target compound identification	N	
XIV.	System performance	N	
XV.	Overall assessment of data	A	

Note: A = Acceptable; N = Not provided/applicable; SW = See worksheet; ND = No compounds detected; R = Rinsate; FB = Field blank; D = Duplicate; TB = Trip blank; EB = Equipment blank; SB=Source blank; OTHER:

	Client ID	Lab ID	Matrix	Date
1	GP-18 SL (15.00-15.50)	50258418001	Soil	05/28/20
2	GP-18 SL (21.50-22.00)	50258418002	Soil	05/28/20
3	GP-18 SL (22.00-22.50)	50258418003	Soil	05/28/20
4	GP-18 SL (22.60-23.10)	50258418004	Soil	05/28/20
5	GP-19 SL (17.50-18.00)	50258418005	Soil	05/28/20
6	GP-19 SL (19.75-20.25)	50258418006	Soil	05/28/20
7	GP-19 SL (21.35-21.85)	50258418007	Soil	05/28/20
8	GP-19 SL (21.85-22.35)	50258418008	Soil	05/28/20
9	GP-20 SL (17.50-18.00)	50258418009	Soil	05/28/20
10	GP-20 SL (20.00-20.50) D1	50258418010	Soil	05/28/20
11	GP-20 SL (21.00-21.50)	50258418011	Soil	05/28/20
12	GP-20 SL (21.50-22.00)	50258418012	Soil	05/28/20
13	GP-21 SL (16.75-17.25)	50258418013	Soil	05/28/20
14	GP-21 SL (19.15-19.65)	50258418014	Soil	05/28/20

LDC #: 48404C1a **VALIDATION COMPLETENESS WORKSHEET** Date: 07/02/20
SDG #: 50258418 Level III Page: 2 of 3
Laboratory: Pace Analytical Services, LLC Reviewer: JG
2nd Reviewer: A

METHOD: GC/MS Volatiles (EPA SW 846 Method 8260C)

	Client ID	Lab ID	Matrix	Date
15	GP-21 SL (19.75-20.25)	50258418015	Soil	05/28/20
16	GP-21 SL (20.75-21.25)	50258418016	Soil	05/28/20
17	GP-22 SL (12.50-13.00)	50258418017	Soil	05/28/20
18	GP-22 SL (15.75-16.25) D2	50258418018	Soil	05/28/20
19	GP-22 SL (17.50-18.00)	50258418019	Soil	05/28/20
20	GP-22 SL (19.75-20.25)	50258418020	Soil	05/28/20
21	GP-23 SL (12.50-13.00)	50258418021	Soil	05/28/20
22	GP-23 SL (20.75-21.25)	50258418022	Soil	05/28/20
23	GP-23 SL (21.50-22.00)	50258418023	Soil	05/28/20
24	GP-23 SL (22.40-22.90)	50258418024	Soil	05/28/20
25	GP-24 SL (12.00-12.50)	50258418025	Soil	05/28/20
26	GP-24 SL (17.75-18.25)	50258418026	Soil	05/28/20
27	GP-24 SL (18.65-19.15)	50258418027	Soil	05/28/20
28	GP-24 SL (19.25-19.75)	50258418028	Soil	05/28/20
29	GP-25 SL (12.50-13.00)	50258418029	Soil	05/28/20
30	GP-25 SL (15.75-16.25) D3	50258418030	Soil	05/28/20
31	GP-25 SL (18.50-19.00)	50258418031	Soil	05/28/20
32	GP-25 SL (19.00-19.50)	50258418032	Soil	05/28/20
33	GP-27 SL (17.50-18.00)	50258418037	Soil	05/28/20
34	GP-27 SL (19.75-20.25) D4	50258418038	Soil	05/28/20
35	GP-27 SL (21.00-21.50)	50258418039	Soil	05/28/20
36	GP-27 SL (21.55-22.05)	50258418040	Soil	05/28/20
37	GP-28 SL (12.50-13.00)	50258418041	Soil	05/28/20
38	GP-28 SL (13.00-13.50)	50258418042	Soil	05/28/20
39	GP-28 SL (21.95-22.45) D5	50258418043	Soil	05/28/20
40	GP-28 SL (22.50-23.00)	50258418044	Soil	05/28/20
41	FD-8 SL	50258418045	Soil	05/28/20
42	FD-9 SL	50258418046	Soil	05/28/20
43	FD-10 SL	50258418047	Soil	05/28/20
44	FD-11 SL	50258418048	Soil	05/28/20
45	FD-12 SL	50258418049	Soil	05/28/20
46 1	TB-3 WT	50258418050	Water	05/28/20
47 1	EB-3 WT	50258418051	Water	05/28/20
48	GP-18 SL (22.60-23.10)MS	50258418004MS	Soil	05/28/20
49	GP-18 SL (22.60-23.10)MSD	50258418004MSD	Soil	05/28/20

LDC #: 48404C1a

VALIDATION COMPLETENESS WORKSHEET

Level III

Date: 07/02/20

SDG #: 50258418

Page: 3 of 3

Laboratory: Pace Analytical Services, LLC

Reviewer: DH

2nd Reviewer: [illegible]

METHOD: GC/MS Volatiles (EPA SW 846 Method 8260C)

	Client ID	Lab ID	Matrix	Date
50	GP-22 SL (12.50-13.00)MS	50258418017MS	Soil	05/28/20
51	GP-22 SL (12.50-13.00)MSD	50258418017MSD	Soil	05/28/20
52	GP-28 SL (12.50-13.00)MS	50258418041MS	Soil	05/28/20
53	GP-28 SL (12.50-13.00)MSD	50258418041MSD	Soil	05/28/20
54				
55				
56				
57				

Notes:

1	2605314 BLANK			5	2606760 - BLANK		
2	2605764			6	2606860 -		
3	2605768			7	2607920 -		
4	2606356						

(Short list)

TARGET COMPOUND WORKSHEET

METHOD: VOA

A. Chloromethane	AA. Tetrachloroethene	AAA. 1,3,5-Trimethylbenzene	AAAA. Ethyl tert-butyl ether	A1. 1,3-Butadiene	A2.
B. Bromomethane	BB. 1,1,2,2-Tetrachloroethane	BBB. 4-Chlorotoluene	BBBB. tert-Amyl methyl ether	B1. Hexane	B2.
C. Vinyl choride	CC. Toluene	CCC. tert-Butylbenzene	CCCC. 1-Chlorohexane	C1. Heptane	C2.
D. Chloroethane	DD. Chlorobenzene	DDD. 1,2,4-Trimethylbenzene	DDDD. Isopropyl alcohol	D1. Propylene	D2.
E. Methylene chloride	EE. Ethylbenzene	EEE. sec-Butylbenzene	EEEE. Acetonitrile	E1. Freon 11	E2.
F. Acetone	FF. Styrene	FFF. 1,3-Dichlorobenzene	FFFF. Acrolein	F1. Freon 12	F2.
G. Carbon disulfide	GG. Xylenes, total	GGG. p-Isopropyltoluene	GGGG. Acrylonitrile	G1. Freon 113	G2.
H. 1,1-Dichloroethene	HH. Vinyl acetate	HHH. 1,4-Dichlorobenzene	HHHH. 1,4-Dioxane	H1. Freon 114	H2.
I. 1,1-Dichloroethane	II. 2-Chloroethylvinyl ether	III. n-Butylbenzene	IIII. Isobutyl alcohol	I1. 2-Nitropropane	I2.
J. 1,2-Dichloroethene, total	JJ. Dichlorodifluoromethane	JJJ. 1,2-Dichlorobenzene	JJJJ. Methacrylonitrile	J1. Dimethyl disulfide	J2.
K. Chloroform	KK. Trichlorofluoromethane	KKK. 1,2,4-Trichlorobenzene	KKKK. Propionitrile	K1. 2,3-Dimethyl pentane	K2.
L. 1,2-Dichloroethane	LL. Methyl-tert-butyl ether	LLL. Hexachlorobutadiene	LLLL. Ethyl ether	L1. 2,4-Dimethyl pentane	L2.
M. 2-Butanone	MM. 1,2-Dibromo-3-chloropropane	MMM. Naphthalene	MMMM. Benzyl chloride	M1. 3,3-Dimethyl pentane	M2.
N. 1,1,1-Trichloroethane	NN. Methyl ethyl ketone	NNN. 1,2,3-Trichlorobenzene	NNNN. Iodomethane	N1. 2-Methylpentane	N2.
O. Carbon tetrachloride	OO. 2,2-Dichloropropane	OOO. 1,3,5-Trichlorobenzene	OOOO.1,1-Difluoroethane	O1. 3-Methylpentane	O2.
P. Bromodichloromethane	PP. Bromochloromethane	PPP. trans-1,2-Dichloroethene	PPPP. Tetrahydrofuran	P1. 3-Ethylpentane	P2.
Q. 1,2-Dichloropropane	QQ. 1,1-Dichloropropene	QQQ. cis-1,2-Dichloroethene	QQQQ. Methyl acetate	Q1. 2,2-Dimethylpentane	Q2.
R. cis-1,3-Dichloropropene	RR. Dibromomethane	RRR. m,p-Xylenes	RRRR. Ethyl acetate	R1. 2,2,3- Trimethylbutane	R2.
S. Trichloroethene	SS. 1,3-Dichloropropane	SSS. o-Xylene	SSSS. Cyclohexane	S1. 2,2,4-Trimethylpentane	S2.
T. Dibromochloromethane	TT. 1,2-Dibromoethane	TTT. 1,1,2-Trichloro-1,2,2-trifluoroethane	TTTT. Methylcyclohexane	T1. 2-Methylhexane	T2.
U. 1,1,2-Trichloroethane	UU. 1,1,1,2-Tetrachloroethane	UUU. 1,2-Dichlorotetrafluoroethane	UUUU. Allyl chloride	U1. Nonanal	U2.
V. Benzene	VV. Isopropylbenzene	VVV. 4-Ethyltoluene	VVVV. Methyl methacrylate	V1. 2-Methylnaphthalene	V2.
W. trans-1,3-Dichloropropene	WW. Bromobenzene	WWW. Ethanol	WWWW. Ethyl methacrylate	W1. Methanol	W2.
X. Bromoform	XX. 1,2,3-Trichloropropane	XXX. Di-isopropyl ether	XXXX. cis-1,4-Dichloro-2-butene	X1. 1,2,3-Trimethylbenzene	X2.
Y. 4-Methyl-2-pentanone	YY. n-Propylbenzene	YYY. tert-Butanol	YYYY. trans-1,4-Dichloro-2-butene	Y1. 2-Propanol	Y2.
Z. 2-Hexanone	ZZ. 2-Chlorotoluene	ZZZ. tert-Butyl alcohol	ZZZZ. Pentachloroethane	Z1.	Z2.

LDC #: 48404C1a

VALIDATION FINDINGS WORKSHEET
Field Duplicates

Reviewer: JVG
2nd reviewer:

METHOD: GC/MS VOA (EPA SW 846 Method 8260C)
Y N NA Were field duplicate pairs identified in this SDG?
Y N NA Were target compounds identified in the field duplicate pairs?

Compound	Concentration (mg/Kg)		RPD
	10	41	
AA	73.2	34.6	72

Compound	Concentration (mg/Kg)		RPD
	18	42	
AA	5.7	5.8	2
N	0.047	0.037	24
S	0.65	0.55	17

Compound	Concentration (mg/Kg)		RPD
	30	43	
AA	0.069	0.053	26
N	0.012	0.0098	20
S	0.021	0.016	27

Compound	Concentration (mg/Kg)		RPD
	34	44	
QQQ	5.7U	5.4	NC
AA	84.3	114	30
S	5.7U	21.1	NC

Compound	Concentration (mg/Kg)		RPD
	39	45	
AA	0.038	0.065	52
N	0.0065	0.0062	5
S	0.0081	0.037	128

V:\Josephine\FIELD DUPLICATES\48404C1a iwm amphenol.wpd

LABORATORY DATA CONSULTANTS, INC.
2701 Loker Ave. West, Suite 220, Carlsbad, CA 92010 Bus: 760-827-1100 Fax: 760-827-1099

IWM Consulting Group
7428 Rockville Road
Indianapolis, IN 46214
ATTN: Brad Gentry
bgentry@iwmconsult.com

July 22, 2020

SUBJECT: Former Amphenol Facility, On-Site Soil, Data Validation

Dear Mr. Gentry,

Enclosed is the final validation report for the fraction listed below. This SDG was received on June 22, 2020. Attachment 1 is a summary of the samples that were reviewed for analysis.

LDC Project #48404_D:

SDG #	**Fraction:**
50259488	Volatiles

The data validation was performed under Level III guidelines. The analyses were validated using the following documents, as applicable to each method:

- On-Site Soil Investigation Work Plan, Franklin Power Products, Inc./Amphenol Corporation, Franklin, Indiana; February 2020
- USEPA National Functional Guidelines for Organic Superfund Methods Data Review; January 2017
- EPA SW 846, Third Edition, Test Methods for Evaluating Solid Waste, update 1, July 1992; update IIA, August 1993; update II, September 1994; update IIB, January 1995; update III, December 1996; update IIIA, April 1998; IIIB, November 2004; update IV, February 2007; update V, July 2014

Please feel free to contact us if you have any questions.

Sincerely,

Pei Geng

Pei Geng
pgeng@lab-data.com
Project Manager/Senior Chemist

Email DVR/cc: cparks@iwmconsult.com

274 pages-DL

Attachment 1

90/10 Level III/IV LDC #48404 (IWM Consulting Group - Indianapolis, IN / Former Amphenol Facility, On-Site Soil)

LDC	SDG#	DATE REC'D	(3) DATE DUE	(9) VOA (8260)																																	
Matrix:	Water/Soil			W	S	W	S	W	S	W	S	W	S	W	S	W	S	W	S	W	S	W	S	W	S	W	S	W	S	W	S	W	S	W	S	W	S
A	50258090	06/22/20	07/14/20	2	9																																
A	50258090	06/22/20	07/14/20	0	13																																
B	50258245	06/22/20	07/14/20	2	40																																
C	50258418	06/22/20	07/14/20	2	45																																
D	50259488	06/22/20	07/14/20	0	13																																
E	50259772	06/22/20	07/14/20	0	4																																
Total	T/PG			6	124	0	0	0	0	0	0	0	0	0	0	0	0	0	0	0	0	0	0	0	0	0	0	0	0	0	0	0	0	0	0	0	130

Shaded cells indicate Level IV validation (all other cells are Level III validation). These counts do not include MS, MSD, Dups.

L:\IWM\Former Amphenol\48404ST-Onsite Soil.wpd

Laboratory Data Consultants, Inc.
Data Validation Report

Project/Site Name: Former Amphenol Facility, On-Site Soil

LDC Report Date: July 8, 2020

Parameters: Volatiles

Validation Level: Level III

Laboratory: Pace Analytical Services, LLC

Sample Delivery Group (SDG): 50259488

Sample Identification	Laboratory Sample Identification	Matrix	Collection Date
GP-6 SL (3.50-4.00)	50258090021	Soil	05/26/20
GP-6 SL (12.50-13.00)	50258090022	Soil	05/26/20
GP-6 SL (21.00-21.50)	50258090023	Soil	05/26/20
GP-6 SL (21.50-22.00)	50258090024	Soil	05/26/20
GP-7 SL (12.75-13.25)	50258090025	Soil	05/26/20
GP-7 SL (18.00-18.50)	50258090026	Soil	05/26/20
GP-7 SL (23.50-24.00)	50258090027	Soil	05/26/20
GP-7 SL (24.25-24.75)	50258090028	Soil	05/26/20
GP-8 SL (14.25-14.75)	50258090029	Soil	05/26/20
GP-8 SL (18.75-19.25)	50258090030	Soil	05/26/20
GP-8 SL (21.25-21.75)	50258090031	Soil	05/26/20
GP-8 SL (21.75-22.25)	50258090032	Soil	05/26/20
FD-3 SL	50258090035	Soil	05/26/20
GP-8 SL (14.25-14.75)MS	50258090029MS	Soil	05/26/20
GP-8 SL (14.25-14.75)MSD	50258090029MSD	Soil	05/26/20

**Indicates sample underwent Level IV validation

Introduction

This Data Validation Report (DVR) presents data validation findings and results for the associated samples listed on the cover page. Data validation was performed in accordance with the cover page. Data validation was performed in accordance with the On-Site Soil Investigation Work Plan, Franklin Power Products, Inc./Amphenol Corporation, Franklin, Indiana (February 2020) and a modified outline of the USEPA National Functional Guidelines (NFG) for Organic Superfund Methods Data Review (January 2017). Where specific guidance was not available, the data has been evaluated in a conservative manner consistent with industry standards using professional experience.

The analyses were performed by the following method:

Volatile Organic Compounds (VOCs) by Environmental Protection Agency (EPA) SW 846 Method 8260C

All sample results were subjected to Level III data validation, which comprises an evaluation of quality control (QC) summary results.

The following are definitions of the data qualifiers utilized during data validation:

J (Estimated): The compound or analyte was analyzed for and positively identified by the laboratory; however the reported concentration is estimated due to non-conformances discovered during data validation.

U (Non-detected): The compound or analyte was analyzed for and positively identified by the laboratory; however the compound or analyte should be considered non-detected at the reported concentration due to the presence of contaminants detected in the associated blank(s).

UJ (Non-detected estimated): The compound or analyte was reported as not detected by the laboratory; however the reported quantitation/detection limit is estimated due to non-conformances discovered during data validation.

R (Rejected): The sample results were rejected due to gross non-conformances discovered during data validation. Data qualified as rejected is not usable.

NA (Not Applicable): The non-conformance discovered during data validation demonstrates a high bias, while the affected compound or analyte in the associated sample(s) was reported as not detected by the laboratory and did not warrant the qualification of the data.

A qualification summary table is provided at the end of this report if data has been qualified. Flags are classified as P (protocol) or A (advisory) to indicate whether the flag is due to a laboratory deviation from a specified protocol or is of technical advisory nature.

I. Sample Receipt and Technical Holding Times

All samples were received in good condition.

The chain-of-custodies were reviewed for documentation of cooler temperatures. Cooler temperature was reported at 7.5°C upon receipt by the laboratory. The samples were received the same day they were collected and did not have sufficient time to cool down. No data was qualified based on the cooler temperature.

All technical holding time requirements were met.

II. GC/MS Instrument Performance Check

A bromofluorobenzene (BFB) tune was performed at 12 hour intervals.

All ion abundance requirements were met.

III. Initial Calibration and Initial Calibration Verification

An initial calibration was performed as required by the method.

For compounds where average relative response factors (RRFs) were utilized, the percent relative standard deviations (%RSD) were less than or equal to 20.0%.

In the case where the laboratory used a calibration curve to evaluate the compounds, all coefficients of determination (r^2) were greater than or equal to 0.990.

Average relative response factors (RRF) for all compounds were within validation criteria.

The percent differences (%D) of the initial calibration verification (ICV) standard were less than or equal to 30.0% for all compounds.

IV. Continuing Calibration

Continuing calibration was performed at the required frequencies.

The percent differences (%D) were less than or equal to 20.0% for all compounds with the following exceptions:

Date	Compound	%D	Associated Samples	Flag	A or P
06/01/20	Methylene chloride	39.5702	GP-8 SL (18.75-19.25)	UJ (all non-detects)	A

All of the continuing calibration relative response factors (RRF) were within validation criteria.

V. Laboratory Blanks

Laboratory blanks were analyzed as required by the method. No contaminants were found in the laboratory blanks.

VI. Field Blanks

Sample TB-1 WT (from SDG 50258090) was identified as a trip blank. No contaminants were found.

Sample EB-1 WT (from SDG 50258090) was identified as an equipment blank. No contaminants were found.

VII. Surrogates

Surrogates were added to all samples as required by the method. All surrogate recoveries (%R) were within QC limits.

VIII. Matrix Spike/Matrix Spike Duplicates

Matrix spike (MS) and matrix spike duplicate (MSD) sample analysis was performed on an associated project sample. Percent recoveries (%R) were within QC limits.

Relative percent differences (RPD) were within QC limits with the following exceptions:

Spike ID (Associated Samples)	Compound	RPD (Limits)	Flag	A or P
GP-8 SL (14.25-14.75)MS/MSD (GP-8 SL (14.25-14.75))	Methylene chloride trans-1,2-Dichloroethene	36 (≤20) 26 (≤20)	NA	-

IX. Laboratory Control Samples

Laboratory control samples (LCS) were analyzed as required by the method. Percent recoveries (%R) were within QC limits.

X. Field Duplicates

Samples GP-7 SL (18.00-18.50) and FD-3 SL were identified as field duplicates. No results were detected in any of the samples with the following exceptions:

Compound	Concentration (mg/Kg)		RPD
	GP-7 SL (18.00-18.50)	FD-3 SL	
Tetrachloroethene	6.2	7.4	18
1,1,1-Trichloroethane	0.22U	0.016	Not calculable

Compound	Concentration (mg/Kg)		RPD
	GP-7 SL (18.00-18.50)	FD-3 SL	
Trichloroethene	0.22U	0.028	Not calculable

XI. Internal Standards

All internal standard areas and retention times were within QC limits.

XII. Compound Quantitation

Raw data were not reviewed for Level III validation.

XIII. Target Compound Identifications

Raw data were not reviewed for Level III validation.

XIV. System Performance

Raw data were not reviewed for Level III validation.

XV. Overall Assessment of Data

The analysis was conducted within all specifications of the method. No results were rejected in this SDG.

Due to continuing calibration %D, data were qualified as estimated in one sample.

The quality control criteria reviewed, other than those discussed above, were met and are considered acceptable.

Former Amphenol Facility, On-Site Soil
Volatiles - Data Qualification Summary - SDG 50259488

Sample	Compound	Flag	A or P	Reason
GP-8 SL (18.75-19.25)	Methylene chloride	UJ (all non-detects)	A	Continuing calibration (%D)

Former Amphenol Facility, On-Site Soil
Volatiles - Laboratory Blank Data Qualification Summary - SDG 50259488

No Sample Data Qualified in this SDG

Former Amphenol Facility, On-Site Soil
Volatiles - Field Blank Data Qualification Summary - SDG 50259488

No Sample Data Qualified in this SDG

Pace Analytical Services, LLC
7726 Moller Road
Indianapolis, IN 46268
(317)228-3100

ANALYTICAL RESULTS

Project: Amphenol
Pace Project No.: 50259488

Sample: GP-6 SL (3.50-4.00) **Lab ID: 50258090021** Collected: 05/26/20 13:10 Received: 05/26/20 17:08 Matrix: Solid

Results reported on a "dry weight" basis and are adjusted for percent moisture, sample size and any dilutions.

Parameters	Results	Units	Report Limit	MDL	DF	Prepared	Analyzed	CAS No.	Qual
8260 MSV 5035A VOA	Analytical Method: EPA 8260								
	Pace Analytical Services - Indianapolis								
1,1-Dichloroethane	ND	mg/kg	0.0043	0.00023	1		06/02/20 07:35	75-34-3	
1,2-Dichloroethane	ND	mg/kg	0.0043	0.00031	1		06/02/20 07:35	107-06-2	
cis-1,2-Dichloroethene	ND	mg/kg	0.0043	0.00028	1		06/02/20 07:35	156-59-2	
trans-1,2-Dichloroethene	ND	mg/kg	0.0043	0.00019	1		06/02/20 07:35	156-60-5	
Methylene Chloride	ND	mg/kg	0.017	0.0021	1		06/02/20 07:35	75-09-2	
Tetrachloroethene	ND	mg/kg	0.0043	0.00018	1		06/02/20 07:35	127-18-4	
1,1,1-Trichloroethane	ND	mg/kg	0.0043	0.00023	1		06/02/20 07:35	71-55-6	
Trichloroethene	ND	mg/kg	0.0043	0.00023	1		06/02/20 07:35	79-01-6	
Vinyl chloride	ND	mg/kg	0.0043	0.00035	1		06/02/20 07:35	75-01-4	
Surrogates									
Dibromofluoromethane (S)	113	%.	73-133		1		06/02/20 07:35	1868-53-7	
Toluene-d8 (S)	95	%.	73-130		1		06/02/20 07:35	2037-26-5	
4-Bromofluorobenzene (S)	92	%.	55-129		1		06/02/20 07:35	460-00-4	
Percent Moisture	Analytical Method: SM 2540G								
	Pace Analytical Services - Indianapolis								
Percent Moisture	**14.3**	%	0.10	0.10	1		05/29/20 14:06		

This report shall not be reproduced, except in full,
without the written consent of Pace Analytical Services, LLC.

7/5/20

Pace Analytical Services, LLC
7726 Moller Road
Indianapolis, IN 46268
(317)228-3100

ANALYTICAL RESULTS

Project: Amphenol
Pace Project No.: 50259488

Sample: GP-6 SL (12.50-13.00) **Lab ID: 50258090022** Collected: 05/26/20 13:12 Received: 05/26/20 17:08 Matrix: Solid

Results reported on a "dry weight" basis and are adjusted for percent moisture, sample size and any dilutions.

Parameters	Results	Units	Report Limit	MDL	DF	Prepared	Analyzed	CAS No.	Qual
8260 MSV 5035A VOA	Analytical Method: EPA 8260								
	Pace Analytical Services - Indianapolis								
1,1-Dichloroethane	ND	mg/kg	0.0044	0.00056	1		06/02/20 19:56	75-34-3	
1,2-Dichloroethane	ND	mg/kg	0.0044	0.00067	1		06/02/20 19:56	107-06-2	
cis-1,2-Dichloroethene	ND	mg/kg	0.0044	0.00089	1		06/02/20 19:56	156-59-2	
trans-1,2-Dichloroethene	ND	mg/kg	0.0044	0.00073	1		06/02/20 19:56	156-60-5	
Methylene Chloride	ND	mg/kg	0.018	0.0021	1		06/02/20 19:56	75-09-2	
Tetrachloroethene	**0.043**	mg/kg	0.0044	0.00052	1		06/02/20 19:56	127-18-4	
1,1,1-Trichloroethane	ND	mg/kg	0.0044	0.00052	1		06/02/20 19:56	71-55-6	
Trichloroethene	**0.011**	mg/kg	0.0044	0.00085	1		06/02/20 19:56	79-01-6	
Vinyl chloride	ND	mg/kg	0.0044	0.00025	1		06/02/20 19:56	75-01-4	
Surrogates									
Dibromofluoromethane (S)	107	%.	73-133		1		06/02/20 19:56	1868-53-7	
Toluene-d8 (S)	104	%.	73-130		1		06/02/20 19:56	2037-26-5	
4-Bromofluorobenzene (S)	88	%.	55-129		1		06/02/20 19:56	460-00-4	
Percent Moisture	Analytical Method: SM 2540G								
	Pace Analytical Services - Indianapolis								
Percent Moisture	**7.5**	%	0.10	0.10	1		05/29/20 14:06		

7/5/20

Pace Analytical Services, LLC
7726 Moller Road
Indianapolis, IN 46268
(317)228-3100

ANALYTICAL RESULTS

Project: Amphenol
Pace Project No.: 50259488

Sample: GP-6 SL (21.00-21.50) **Lab ID: 50258090023** Collected: 05/26/20 13:20 Received: 05/26/20 17:08 Matrix: Solid

Results reported on a "dry weight" basis and are adjusted for percent moisture, sample size and any dilutions.

Parameters	Results	Units	Report Limit	MDL	DF	Prepared	Analyzed	CAS No.	Qual
8260 MSV 5035A VOA	Analytical Method: EPA 8260								
	Pace Analytical Services - Indianapolis								
1,1-Dichloroethane	ND	mg/kg	0.20	0.032	50		06/02/20 18:29	75-34-3	
1,2-Dichloroethane	ND	mg/kg	0.20	0.021	50		06/02/20 18:29	107-06-2	
cis-1,2-Dichloroethene	ND	mg/kg	0.20	0.025	50		06/02/20 18:29	156-59-2	
trans-1,2-Dichloroethene	ND	mg/kg	0.20	0.036	50		06/02/20 18:29	156-60-5	
Methylene Chloride	ND	mg/kg	0.79	0.039	50		06/02/20 18:29	75-09-2	
Tetrachloroethene	**11.7**	mg/kg	0.20	0.034	50		06/02/20 18:29	127-18-4	
1,1,1-Trichloroethane	**4.5**	mg/kg	0.20	0.023	50		06/02/20 18:29	71-55-6	
Trichloroethene	**16.8**	mg/kg	4.0	0.58	1000		06/03/20 11:18	79-01-6	
Vinyl chloride	ND	mg/kg	0.20	0.017	50		06/02/20 18:29	75-01-4	
Surrogates									
Dibromofluoromethane (S)	95	%.	73-133		50		06/02/20 18:29	1868-53-7	D4
Toluene-d8 (S)	100	%.	73-130		50		06/02/20 18:29	2037-26-5	
4-Bromofluorobenzene (S)	101	%.	55-129		50		06/02/20 18:29	460-00-4	
Percent Moisture	Analytical Method: SM 2540G								
	Pace Analytical Services - Indianapolis								
Percent Moisture	**6.1**	%	0.10	0.10	1		05/29/20 14:07		

This report shall not be reproduced, except in full,
without the written consent of Pace Analytical Services, LLC.

Pace Analytical Services, LLC
7726 Moller Road
Indianapolis, IN 46268
(317)228-3100

ANALYTICAL RESULTS

Project: Amphenol
Pace Project No.: 50259488

Sample: GP-6 SL (21.50-22.00) **Lab ID: 50258090024** Collected: 05/26/20 13:22 Received: 05/26/20 17:08 Matrix: Solid

Results reported on a "dry weight" basis and are adjusted for percent moisture, sample size and any dilutions.

Parameters	Results	Units	Report Limit	MDL	DF	Prepared	Analyzed	CAS No.	Qual
8260 MSV 5035A VOA	Analytical Method: EPA 8260								
	Pace Analytical Services - Indianapolis								
1,1-Dichloroethane	**0.52**	mg/kg	0.36	0.057	100		06/02/20 19:04	75-34-3	
1,2-Dichloroethane	ND	mg/kg	0.36	0.039	100		06/02/20 19:04	107-06-2	
cis-1,2-Dichloroethene	ND	mg/kg	0.36	0.044	100		06/02/20 19:04	156-59-2	
trans-1,2-Dichloroethene	ND	mg/kg	0.36	0.064	100		06/02/20 19:04	156-60-5	
Methylene Chloride	ND	mg/kg	1.4	0.071	100		06/02/20 19:04	75-09-2	
Tetrachloroethene	**0.73**	mg/kg	0.36	0.062	100		06/02/20 19:04	127-18-4	
1,1,1-Trichloroethane	ND	mg/kg	0.36	0.042	100		06/02/20 19:04	71-55-6	
Trichloroethene	**8.0**	mg/kg	0.36	0.053	100		06/02/20 19:04	79-01-6	
Vinyl chloride	ND	mg/kg	0.36	0.031	100		06/02/20 19:04	75-01-4	
Surrogates									
Dibromofluoromethane (S)	104	%.	73-133		100		06/02/20 19:04	1868-53-7	D4
Toluene-d8 (S)	98	%.	73-130		100		06/02/20 19:04	2037-26-5	
4-Bromofluorobenzene (S)	99	%.	55-129		100		06/02/20 19:04	460-00-4	
Percent Moisture	Analytical Method: SM 2540G								
	Pace Analytical Services - Indianapolis								
Percent Moisture	**6.4**	%	0.10	0.10	1		05/29/20 14:07		

This report shall not be reproduced, except in full,
without the written consent of Pace Analytical Services, LLC.

7/5/20

Pace Analytical Services, LLC
7726 Moller Road
Indianapolis, IN 46268
(317)228-3100

ANALYTICAL RESULTS

Project: Amphenol
Pace Project No.: 50259488

Sample: GP-7 SL (12.75-13.25) **Lab ID: 50258090025** Collected: 05/26/20 14:23 Received: 05/26/20 17:08 Matrix: Solid

Results reported on a "dry weight" basis and are adjusted for percent moisture, sample size and any dilutions.

Parameters	Results	Units	Report Limit	MDL	DF	Prepared	Analyzed	CAS No.	Qual
8260 MSV 5035A VOA	Analytical Method: EPA 8260								
	Pace Analytical Services - Indianapolis								
1,1-Dichloroethane	ND	mg/kg	0.0044	0.00056	1		06/02/20 20:31	75-34-3	
1,2-Dichloroethane	ND	mg/kg	0.0044	0.00067	1		06/02/20 20:31	107-06-2	
cis-1,2-Dichloroethene	ND	mg/kg	0.0044	0.00090	1		06/02/20 20:31	156-59-2	
trans-1,2-Dichloroethene	ND	mg/kg	0.0044	0.00073	1		06/02/20 20:31	156-60-5	
Methylene Chloride	ND	mg/kg	0.018	0.0021	1		06/02/20 20:31	75-09-2	
Tetrachloroethene	**0.15**	mg/kg	0.0044	0.00052	1		06/02/20 20:31	127-18-4	
1,1,1-Trichloroethane	ND	mg/kg	0.0044	0.00052	1		06/02/20 20:31	71-55-6	
Trichloroethene	ND	mg/kg	0.0044	0.00085	1		06/02/20 20:31	79-01-6	
Vinyl chloride	ND	mg/kg	0.0044	0.00025	1		06/02/20 20:31	75-01-4	
Surrogates									
Dibromofluoromethane (S)	101	%.	73-133		1		06/02/20 20:31	1868-53-7	
Toluene-d8 (S)	102	%.	73-130		1		06/02/20 20:31	2037-26-5	
4-Bromofluorobenzene (S)	94	%.	55-129		1		06/02/20 20:31	460-00-4	
Percent Moisture	Analytical Method: SM 2540G								
	Pace Analytical Services - Indianapolis								
Percent Moisture	**10.1**	%	0.10	0.10	1		05/29/20 14:07		

This report shall not be reproduced, except in full,
without the written consent of Pace Analytical Services, LLC.

7/5/20

Pace Analytical Services, LLC
7726 Moller Road
Indianapolis, IN 46268
(317)228-3100

ANALYTICAL RESULTS

Project: Amphenol
Pace Project No.: 50259488

Sample: GP-7 SL (18.00-18.50) **Lab ID: 50258090026** Collected: 05/26/20 14:15 Received: 05/26/20 17:08 Matrix: Solid

Results reported on a "dry weight" basis and are adjusted for percent moisture, sample size and any dilutions.

Parameters	Results	Units	Report Limit	MDL	DF	Prepared	Analyzed	CAS No.	Qual
8260 MSV 5035A VOA	Analytical Method: EPA 8260								
	Pace Analytical Services - Indianapolis								
1,1-Dichloroethane	ND	mg/kg	0.22	0.035	50		06/02/20 19:39	75-34-3	
1,2-Dichloroethane	ND	mg/kg	0.22	0.024	50		06/02/20 19:39	107-06-2	
cis-1,2-Dichloroethene	ND	mg/kg	0.22	0.027	50		06/02/20 19:39	156-59-2	
trans-1,2-Dichloroethene	ND	mg/kg	0.22	0.040	50		06/02/20 19:39	156-60-5	
Methylene Chloride	ND	mg/kg	0.88	0.044	50		06/02/20 19:39	75-09-2	
Tetrachloroethene	**6.2**	mg/kg	0.22	0.038	50		06/02/20 19:39	127-18-4	
1,1,1-Trichloroethane	ND	mg/kg	0.22	0.026	50		06/02/20 19:39	71-55-6	
Trichloroethene	ND	mg/kg	0.22	0.033	50		06/02/20 19:39	79-01-6	
Vinyl chloride	ND	mg/kg	0.22	0.019	50		06/02/20 19:39	75-01-4	
Surrogates									
Dibromofluoromethane (S)	97	%.	73-133		50		06/02/20 19:39	1868-53-7	D4
Toluene-d8 (S)	98	%.	73-130		50		06/02/20 19:39	2037-26-5	
4-Bromofluorobenzene (S)	98	%.	55-129		50		06/02/20 19:39	460-00-4	
Percent Moisture	Analytical Method: SM 2540G								
	Pace Analytical Services - Indianapolis								
Percent Moisture	**9.5**	%	0.10	0.10	1		05/29/20 14:07		

This report shall not be reproduced, except in full,
without the written consent of Pace Analytical Services, LLC.

7/5/20

Pace Analytical Services, LLC
7726 Moller Road
Indianapolis, IN 46268
(317)228-3100

ANALYTICAL RESULTS

Project: Amphenol
Pace Project No.: 50259488

Sample: GP-7 SL (23.50-24.00) **Lab ID: 50258090027** Collected: 05/26/20 14:18 Received: 05/26/20 17:08 Matrix: Solid

Results reported on a "dry weight" basis and are adjusted for percent moisture, sample size and any dilutions.

Parameters	Results	Units	Report Limit	MDL	DF	Prepared	Analyzed	CAS No.	Qual
8260 MSV 5035A VOA	Analytical Method: EPA 8260								
	Pace Analytical Services - Indianapolis								
1,1-Dichloroethane	ND	mg/kg	0.44	0.070	100		06/02/20 20:13	75-34-3	
1,2-Dichloroethane	ND	mg/kg	0.44	0.047	100		06/02/20 20:13	107-06-2	
cis-1,2-Dichloroethene	ND	mg/kg	0.44	0.054	100		06/02/20 20:13	156-59-2	
trans-1,2-Dichloroethene	ND	mg/kg	0.44	0.079	100		06/02/20 20:13	156-60-5	
Methylene Chloride	ND	mg/kg	1.7	0.087	100		06/02/20 20:13	75-09-2	
Tetrachloroethene	ND	mg/kg	0.44	0.075	100		06/02/20 20:13	127-18-4	
1,1,1-Trichloroethane	**3.7**	mg/kg	0.44	0.052	100		06/02/20 20:13	71-55-6	
Trichloroethene	**20.9**	mg/kg	0.44	0.065	100		06/02/20 20:13	79-01-6	
Vinyl chloride	ND	mg/kg	0.44	0.038	100		06/02/20 20:13	75-01-4	
Surrogates									
Dibromofluoromethane (S)	102	%.	73-133		100		06/02/20 20:13	1868-53-7	D4
Toluene-d8 (S)	98	%.	73-130		100		06/02/20 20:13	2037-26-5	
4-Bromofluorobenzene (S)	100	%.	55-129		100		06/02/20 20:13	460-00-4	
Percent Moisture	Analytical Method: SM 2540G								
	Pace Analytical Services - Indianapolis								
Percent Moisture	**6.4**	%	0.10	0.10	1		05/29/20 14:07		

This report shall not be reproduced, except in full,
without the written consent of Pace Analytical Services, LLC.

7/5/20 8

Pace Analytical Services, LLC
7726 Moller Road
Indianapolis, IN 46268
(317)228-3100

ANALYTICAL RESULTS

Project: Amphenol
Pace Project No.: 50259488

Sample: GP-7 SL (24.25-24.75) **Lab ID: 50258090028** Collected: 05/26/20 14:20 Received: 05/26/20 17:08 Matrix: Solid

Results reported on a "dry weight" basis and are adjusted for percent moisture, sample size and any dilutions.

Parameters	Results	Units	Report Limit	MDL	DF	Prepared	Analyzed	CAS No.	Qual
8260 MSV 5035A VOA	Analytical Method: EPA 8260								
	Pace Analytical Services - Indianapolis								
1,1-Dichloroethane	**0.50**	mg/kg	0.48	0.026	50		06/02/20 15:49	75-34-3	
1,2-Dichloroethane	ND	mg/kg	0.0037	0.00027	1		06/01/20 20:26	107-06-2	
cis-1,2-Dichloroethene	ND	mg/kg	0.0037	0.00025	1		06/01/20 20:26	156-59-2	
trans-1,2-Dichloroethene	ND	mg/kg	0.0037	0.00016	1		06/01/20 20:26	156-60-5	
Methylene Chloride	ND	mg/kg	0.015	0.0018	1		06/01/20 20:26	75-09-2	
Tetrachloroethene	ND	mg/kg	0.0037	0.00016	1		06/01/20 20:26	127-18-4	
1,1,1-Trichloroethane	**0.016**	mg/kg	0.0037	0.00020	1		06/01/20 20:26	71-55-6	
Trichloroethene	**3.6**	mg/kg	0.48	0.026	50		06/02/20 15:49	79-01-6	
Vinyl chloride	ND	mg/kg	0.0037	0.00030	1		06/01/20 20:26	75-01-4	
Surrogates									
Dibromofluoromethane (S)	108	%.	73-133		1		06/01/20 20:26	1868-53-7	
Toluene-d8 (S)	105	%.	73-130		1		06/01/20 20:26	2037-26-5	
4-Bromofluorobenzene (S)	87	%.	55-129		1		06/01/20 20:26	460-00-4	
Percent Moisture	Analytical Method: SM 2540G								
	Pace Analytical Services - Indianapolis								
Percent Moisture	**7.8**	%	0.10	0.10	1		05/29/20 14:07		

This report shall not be reproduced, except in full,
without the written consent of Pace Analytical Services, LLC.

7/26/20

Pace Analytical Services, LLC
7726 Moller Road
Indianapolis, IN 46268
(317)228-3100

ANALYTICAL RESULTS

Project: Amphenol
Pace Project No.: 50259488

Sample: GP-8 SL (14.25-14.75) MS/MSD 2 **Lab ID: 50258090029** Collected: 05/26/20 15:10 Received: 05/26/20 17:08 Matrix: Solid

Results reported on a "dry weight" basis and are adjusted for percent moisture, sample size and any dilutions.

Parameters	Results	Units	Report Limit	MDL	DF	Prepared	Analyzed	CAS No.	Qual
8260 MSV 5035A VOA	Analytical Method: EPA 8260								
	Pace Analytical Services - Indianapolis								
1,1-Dichloroethane	ND	mg/kg	0.0045	0.00042	1		05/30/20 12:00	75-34-3	
1,2-Dichloroethane	ND	mg/kg	0.0045	0.00047	1		05/30/20 12:00	107-06-2	
cis-1,2-Dichloroethene	ND	mg/kg	0.0045	0.00044	1		05/30/20 12:00	156-59-2	
trans-1,2-Dichloroethene	ND	mg/kg	0.0045	0.00043	1		05/30/20 12:00	156-60-5	R1
Methylene Chloride	ND	mg/kg	0.018	0.0044	1		05/30/20 12:00	75-09-2	R1
Tetrachloroethene	**0.20**	mg/kg	0.0045	0.00034	1		05/30/20 12:00	127-18-4	M1,R1
1,1,1-Trichloroethane	ND	mg/kg	0.0045	0.00038	1		05/30/20 12:00	71-55-6	
Trichloroethene	ND	mg/kg	0.0045	0.00041	1		05/30/20 12:00	79-01-6	
Vinyl chloride	ND	mg/kg	0.0045	0.000090	1		05/30/20 12:00	75-01-4	
Surrogates									
Dibromofluoromethane (S)	97	%.	73-133		1		05/30/20 12:00	1868-53-7	
Toluene-d8 (S)	102	%.	73-130		1		05/30/20 12:00	2037-26-5	
4-Bromofluorobenzene (S)	94	%.	55-129		1		05/30/20 12:00	460-00-4	
Percent Moisture	Analytical Method: SM 2540G								
	Pace Analytical Services - Indianapolis								
Percent Moisture	**5.7**	%	0.10	0.10	1		05/29/20 14:19		

This report shall not be reproduced, except in full,
without the written consent of Pace Analytical Services, LLC.

7/26/20

Pace Analytical Services, LLC
7726 Moller Road
Indianapolis, IN 46268
(317)228-3100

ANALYTICAL RESULTS

Project: Amphenol
Pace Project No.: 50259488

Sample: GP-8 SL (18.75-19.25) **Lab ID: 50258090030** Collected: 05/26/20 15:14 Received: 05/26/20 17:08 Matrix: Solid

Results reported on a "dry weight" basis and are adjusted for percent moisture, sample size and any dilutions.

Parameters	Results	Units	Report Limit	MDL	DF	Prepared	Analyzed	CAS No.	Qual
8260 MSV 5035A VOA	Analytical Method: EPA 8260								
	Pace Analytical Services - Indianapolis								
1,1-Dichloroethane	ND	mg/kg	0.22	0.016	50		06/01/20 12:07	75-34-3	
1,2-Dichloroethane	ND	mg/kg	0.22	0.018	50		06/01/20 12:07	107-06-2	
cis-1,2-Dichloroethene	ND	mg/kg	0.22	0.014	50		06/01/20 12:07	156-59-2	
trans-1,2-Dichloroethene	ND	mg/kg	0.22	0.010	50		06/01/20 12:07	156-60-5	
Methylene Chloride	ND U5	mg/kg	0.89	0.11	50		06/01/20 12:07	75-09-2	L1
Tetrachloroethene	**52.5**	mg/kg	4.4	0.52	1000		06/02/20 21:05	127-18-4	
1,1,1-Trichloroethane	ND	mg/kg	0.22	0.0098	50		06/01/20 12:07	71-55-6	
Trichloroethene	ND	mg/kg	0.22	0.0089	50		06/01/20 12:07	79-01-6	
Vinyl chloride	ND	mg/kg	0.22	0.0080	50		06/01/20 12:07	75-01-4	
Surrogates									
Dibromofluoromethane (S)	66	%.	73-133		50		06/01/20 12:07	1868-53-7	D4,S5
Toluene-d8 (S)	92	%.	73-130		50		06/01/20 12:07	2037-26-5	
4-Bromofluorobenzene (S)	96	%.	55-129		50		06/01/20 12:07	460-00-4	
Percent Moisture	Analytical Method: SM 2540G								
	Pace Analytical Services - Indianapolis								
Percent Moisture	**11.2**	%	0.10	0.10	1		05/29/20 14:19		

7/26/20

Pace Analytical Services, LLC
7726 Moller Road
Indianapolis, IN 46268
(317)228-3100

ANALYTICAL RESULTS

Project: Amphenol
Pace Project No.: 50259488

Sample: GP-8 SL (21.25-21.75) **Lab ID: 50258090031** Collected: 05/26/20 15:19 Received: 05/26/20 17:08 Matrix: Solid

Results reported on a "dry weight" basis and are adjusted for percent moisture, sample size and any dilutions.

Parameters	Results	Units	Report Limit	MDL	DF	Prepared	Analyzed	CAS No.	Qual
8260 MSV 5035A VOA	Analytical Method: EPA 8260								
	Pace Analytical Services - Indianapolis								
1,1-Dichloroethane	ND	mg/kg	0.0042	0.00023	1		06/02/20 17:56	75-34-3	
1,2-Dichloroethane	ND	mg/kg	0.0042	0.00030	1		06/02/20 17:56	107-06-2	
cis-1,2-Dichloroethene	ND	mg/kg	0.0042	0.00028	1		06/02/20 17:56	156-59-2	
trans-1,2-Dichloroethene	ND	mg/kg	0.0042	0.00018	1		06/02/20 17:56	156-60-5	
Methylene Chloride	ND	mg/kg	0.017	0.0020	1		06/02/20 17:56	75-09-2	
Tetrachloroethene	**0.0045**	mg/kg	0.0042	0.00018	1		06/02/20 17:56	127-18-4	
1,1,1-Trichloroethane	ND	mg/kg	0.0042	0.00022	1		06/02/20 17:56	71-55-6	
Trichloroethene	ND	mg/kg	0.0042	0.00023	1		06/02/20 17:56	79-01-6	
Vinyl chloride	ND	mg/kg	0.0042	0.00034	1		06/02/20 17:56	75-01-4	
Surrogates									
Dibromofluoromethane (S)	106	%.	73-133		1		06/02/20 17:56	1868-53-7	
Toluene-d8 (S)	110	%.	73-130		1		06/02/20 17:56	2037-26-5	
4-Bromofluorobenzene (S)	83	%.	55-129		1		06/02/20 17:56	460-00-4	
Percent Moisture	Analytical Method: SM 2540G								
	Pace Analytical Services - Indianapolis								
Percent Moisture	**9.8**	%	0.10	0.10	1		05/29/20 14:19		

This report shall not be reproduced, except in full,
without the written consent of Pace Analytical Services, LLC.

7/26/20

Pace Analytical Services, LLC
7726 Moller Road
Indianapolis, IN 46268
(317)228-3100

ANALYTICAL RESULTS

Project: Amphenol
Pace Project No.: 50259488

Sample: GP-8 SL (21.75-22.25) **Lab ID: 50258090032** Collected: 05/26/20 15:22 Received: 05/26/20 17:08 Matrix: Solid

Results reported on a "dry weight" basis and are adjusted for percent moisture, sample size and any dilutions.

Parameters	Results	Units	Report Limit	MDL	DF	Prepared	Analyzed	CAS No.	Qual
8260 MSV 5035A VOA	Analytical Method: EPA 8260								
	Pace Analytical Services - Indianapolis								
1,1-Dichloroethane	ND	mg/kg	0.0040	0.00037	1		05/30/20 05:07	75-34-3	
1,2-Dichloroethane	ND	mg/kg	0.0040	0.00041	1		05/30/20 05:07	107-06-2	
cis-1,2-Dichloroethene	ND	mg/kg	0.0040	0.00039	1		05/30/20 05:07	156-59-2	
trans-1,2-Dichloroethene	ND	mg/kg	0.0040	0.00038	1		05/30/20 05:07	156-60-5	
Methylene Chloride	ND	mg/kg	0.016	0.0039	1		05/30/20 05:07	75-09-2	
Tetrachloroethene	ND	mg/kg	0.0040	0.00030	1		05/30/20 05:07	127-18-4	
1,1,1-Trichloroethane	ND	mg/kg	0.0040	0.00034	1		05/30/20 05:07	71-55-6	
Trichloroethene	ND	mg/kg	0.0040	0.00036	1		05/30/20 05:07	79-01-6	
Vinyl chloride	ND	mg/kg	0.0040	0.000080	1		05/30/20 05:07	75-01-4	
Surrogates									
Dibromofluoromethane (S)	105	%.	73-133		1		05/30/20 05:07	1868-53-7	
Toluene-d8 (S)	114	%.	73-130		1		05/30/20 05:07	2037-26-5	
4-Bromofluorobenzene (S)	87	%.	55-129		1		05/30/20 05:07	460-00-4	
Percent Moisture	Analytical Method: SM 2540G								
	Pace Analytical Services - Indianapolis								
Percent Moisture	**8.2**	%	0.10	0.10	1		05/29/20 14:19		

This report shall not be reproduced, except in full,
without the written consent of Pace Analytical Services, LLC.

7/26/20

Pace Analytical®
www.pacelabs.com

Pace Analytical Services, LLC
7726 Moller Road
Indianapolis, IN 46268
(317)228-3100

ANALYTICAL RESULTS

Project: Amphenol
Pace Project No.: 50259488

Sample: FD-3 SL **Lab ID: 50258090035** Collected: 05/26/20 08:00 Received: 05/26/20 17:08 Matrix: Solid

Results reported on a "dry weight" basis and are adjusted for percent moisture, sample size and any dilutions.

Parameters	Results	Units	Report Limit	MDL	DF	Prepared	Analyzed	CAS No.	Qual
8260 MSV 5035A VOA	Analytical Method: EPA 8260								
	Pace Analytical Services - Indianapolis								
1,1-Dichloroethane	ND	mg/kg	0.0046	0.00042	1		05/30/20 06:42	75-34-3	
1,2-Dichloroethane	ND	mg/kg	0.0046	0.00047	1		05/30/20 06:42	107-06-2	
cis-1,2-Dichloroethene	ND	mg/kg	0.0046	0.00044	1		05/30/20 06:42	156-59-2	
trans-1,2-Dichloroethene	ND	mg/kg	0.0046	0.00043	1		05/30/20 06:42	156-60-5	
Methylene Chloride	ND	mg/kg	0.018	0.0045	1		05/30/20 06:42	75-09-2	
Tetrachloroethene	**7.4**	mg/kg	0.21	0.0089	50		06/01/20 15:38	127-18-4	
1,1,1-Trichloroethane	**0.016**	mg/kg	0.0046	0.00038	1		05/30/20 06:42	71-55-6	
Trichloroethene	**0.028**	mg/kg	0.0046	0.00041	1		05/30/20 06:42	79-01-6	
Vinyl chloride	ND	mg/kg	0.0046	0.000090	1		05/30/20 06:42	75-01-4	
Surrogates									
Dibromofluoromethane (S)	105	%.	73-133		1		05/30/20 06:42	1868-53-7	
Toluene-d8 (S)	106	%.	73-130		1		05/30/20 06:42	2037-26-5	
4-Bromofluorobenzene (S)	90	%.	55-129		1		05/30/20 06:42	460-00-4	
Percent Moisture	Analytical Method: SM 2540G								
	Pace Analytical Services - Indianapolis								
Percent Moisture	**11.7**	%	0.10	0.10	1		05/29/20 14:20		

This report shall not be reproduced, except in full,
without the written consent of Pace Analytical Services, LLC.

7/26/20

LDC #: 48404D1a

SDG #: 50259488

Laboratory: Pace Analytical Services, LLC

VALIDATION COMPLETENESS WORKSHEET

Level III

Date: 07/02/20

Page: 1 of 2

Reviewer: DG

2nd Reviewer: CD

METHOD: GC/MS Volatiles (EPA SW 846 Method 8260)

The samples listed below were reviewed for each of the following validation areas. Validation findings are noted in attached validation findings worksheets.

	Validation Area		Comments
I.	Sample receipt/Technical holding times	SW / A	Cooler temp = 7.5°C (Insufficient time to cool)
II.	GC/MS Instrument performance check	A	
III.	Initial calibration/ICV	A / A	ICAL ≤ 20% rr ICV ≤ 30%
IV.	Continuing calibration	SW	CCV ≤ 20%
V.	Laboratory Blanks	A	
VI.	Field blanks	ND	EB = EB-1 WT TB = TB-1WT (50258090)
VII.	Surrogate spikes	A	
VIII.	Matrix spike/Matrix spike duplicates	SW	
IX.	Laboratory control samples	A	LCS
X.	Field duplicates	SW	D = 6/13
XI.	Internal standards	A	
XII.	Compound quantitation RL/LOQ/LODs	N	
XIII.	Target compound identification	N	
XIV.	System performance	N	
XV.	Overall assessment of data	A	

Note: A = Acceptable; N = Not provided/applicable; SW = See worksheet; ND = No compounds detected; R = Rinsate; FB = Field blank; D = Duplicate; TB = Trip blank; EB = Equipment blank; SB=Source blank; OTHER:

	Client ID	Lab ID	Matrix	Date
1	GP-6 SL (3.50-4.00)	50258090021	Soil	05/26/20
2	GP-6 SL (12.50-13.00)	50258090022	Soil	05/26/20
3	GP-6 SL (21.00-21.50)	50258090023	Soil	05/26/20
4	GP-6 SL (21.50-22.00)	50258090024	Soil	05/26/20
5	GP-7 SL (12.75-13.25)	50258090025	Soil	05/26/20
6	GP-7 SL (18.00-18.50) D	50258090026	Soil	05/26/20
7	GP-7 SL (23.50-24.00)	50258090027	Soil	05/26/20
8	GP-7 SL (24.25-24.75)	50258090028	Soil	05/26/20
9	GP-8 SL (14.25-14.75)	50258090029	Soil	05/26/20
10	GP-8 SL (18.75-19.25)	50258090030	Soil	05/26/20
11	GP-8 SL (21.25-21.75)	50258090031	Soil	05/26/20
12	GP-8 SL (21.75-22.25)	50258090032	Soil	05/26/20
13	FD-3 SL D	50258090035	Soil	05/26/20
14	GP-8 SL (14.25-14.75)MS	50258090029MS	Soil	05/26/20

LDC #: 48404D1a

VALIDATION COMPLETENESS WORKSHEET

Level III

Date: 07/02/20

SDG #: 50259488

Page: 2 of 2

Laboratory: Pace Analytical Services, LLC

Reviewer: JG

2nd Reviewer: [illegible]

METHOD: GC/MS Volatiles (EPA SW 846 Method 8260)

	Client ID	Lab ID	Matrix	Date
15	GP-8 SL (14.25-14.75)MSD	50258090029MSD	Soil	05/26/20
16				
17				
18				

Notes:

	2604207 BLANK						

TARGET COMPOUND WORKSHEET

METHOD: VOA

A. Chloromethane	AA. Tetrachloroethene	AAA. 1,3,5-Trimethylbenzene	AAAA. Ethyl tert-butyl ether	A1. 1,3-Butadiene	A2.
B. Bromomethane	BB. 1,1,2,2-Tetrachloroethane	BBB. 4-Chlorotoluene	BBBB. tert-Amyl methyl ether	B1. Hexane	B2.
C. Vinyl choride	CC. Toluene	CCC. tert-Butylbenzene	CCCC. 1-Chlorohexane	C1. Heptane	C2.
D. Chloroethane	DD. Chlorobenzene	DDD. 1,2,4-Trimethylbenzene	DDDD. Isopropyl alcohol	D1. Propylene	D2.
E. Methylene chloride	EE. Ethylbenzene	EEE. sec-Butylbenzene	EEEE. Acetonitrile	E1. Freon 11	E2.
F. Acetone	FF. Styrene	FFF. 1,3-Dichlorobenzene	FFFF. Acrolein	F1. Freon 12	F2.
G. Carbon disulfide	GG. Xylenes, total	GGG. p-Isopropyltoluene	GGGG. Acrylonitrile	G1. Freon 113	G2.
H. 1,1-Dichloroethene	HH. Vinyl acetate	HHH. 1,4-Dichlorobenzene	HHHH. 1,4-Dioxane	H1. Freon 114	H2.
I. 1,1-Dichloroethane	II. 2-Chloroethylvinyl ether	III. n-Butylbenzene	IIII. Isobutyl alcohol	I1. 2-Nitropropane	I2.
J. 1,2-Dichloroethene, total	JJ. Dichlorodifluoromethane	JJJ. 1,2-Dichlorobenzene	JJJJ. Methacrylonitrile	J1. Dimethyl disulfide	J2.
K. Chloroform	KK. Trichlorofluoromethane	KKK. 1,2,4-Trichlorobenzene	KKKK. Propionitrile	K1. 2,3-Dimethyl pentane	K2.
L. 1,2-Dichloroethane	LL. Methyl-tert-butyl ether	LLL. Hexachlorobutadiene	LLLL. Ethyl ether	L1. 2,4-Dimethyl pentane	L2.
M. 2-Butanone	MM. 1,2-Dibromo-3-chloropropane	MMM. Naphthalene	MMMM. Benzyl chloride	M1. 3,3-Dimethyl pentane	M2.
N. 1,1,1-Trichloroethane	NN. Methyl ethyl ketone	NNN. 1,2,3-Trichlorobenzene	NNNN. Iodomethane	N1. 2-Methylpentane	N2.
O. Carbon tetrachloride	OO. 2,2-Dichloropropane	OOO. 1,3,5-Trichlorobenzene	OOOO.1,1-Difluoroethane	O1. 3-Methylpentane	O2.
P. Bromodichloromethane	PP. Bromochloromethane	PPP. trans-1,2-Dichloroethene	PPPP. Tetrahydrofuran	P1. 3-Ethylpentane	P2.
Q. 1,2-Dichloropropane	QQ. 1,1-Dichloropropene	QQQ. cis-1,2-Dichloroethene	QQQQ. Methyl acetate	Q1. 2,2-Dimethylpentane	Q2.
R. cis-1,3-Dichloropropene	RR. Dibromomethane	RRR. m,p-Xylenes	RRRR. Ethyl acetate	R1. 2,2,3- Trimethylbutane	R2.
S. Trichloroethene	SS. 1,3-Dichloropropane	SSS. o-Xylene	SSSS. Cyclohexane	S1. 2,2,4-Trimethylpentane	S2.
T. Dibromochloromethane	TT. 1,2-Dibromoethane	TTT. 1,1,2-Trichloro-1,2,2-trifluoroethane	TTTT. Methylcyclohexane	T1. 2-Methylhexane	T2.
U. 1,1,2-Trichloroethane	UU. 1,1,1,2-Tetrachloroethane	UUU. 1,2-Dichlorotetrafluoroethane	UUUU. Allyl chloride	U1. Nonanal	U2.
V. Benzene	VV. Isopropylbenzene	VVV. 4-Ethyltoluene	VVVV. Methyl methacrylate	V1. 2-Methylnaphthalene	V2.
W. trans-1,3-Dichloropropene	WW. Bromobenzene	WWW. Ethanol	WWWW. Ethyl methacrylate	W1. Methanol	W2.
X. Bromoform	XX. 1,2,3-Trichloropropane	XXX. Di-isopropyl ether	XXXX. cis-1,4-Dichloro-2-butene	X1. 1,2,3-Trimethylbenzene	X2.
Y. 4-Methyl-2-pentanone	YY. n-Propylbenzene	YYY. tert-Butanol	YYYY. trans-1,4-Dichloro-2-butene	Y1. 2-Propanol	Y2.
Z. 2-Hexanone	ZZ. 2-Chlorotoluene	ZZZ. tert-Butyl alcohol	ZZZZ. Pentachloroethane	Z1.	Z2.

LDC #: 48404 D1a

VALIDATION FINDINGS WORKSHEET
Continuing Calibration

Page: 1 of 1
Reviewer: JVG
2nd Reviewer: [illegible]

METHOD: GC/MS VOA (EPA SW 846 Method 8260C)

Please see qualifications below for all questions answered "N". Not applicable questions are identified as "N/A".

Y N N/A Was a continuing calibration standard analyzed at least once every 12 hours for each instrument?

Y N N/A Were percent differences (%D) ≤20 % and relative response factors (RRF) within the method criteria?

#	Date	Standard ID	Compound	Finding %D (Limit: ≤20.0%)	Finding RRF (Limit)	Associated Samples	Qualifications
	06/01/20	060120.B\A021	CSSCCV E	39.5702		10 (ND)	J/UJ/A
	~~06/01/20~~	~~A060120.B\A021~~	~~CSS-CCV I~~	~~21.3054~~			

Note: * = Ave RRF failed method criteria but within validation criteria

LDC #: 48404 D1a

VALIDATION FINDINGS WORKSHEET
Matrix Spike/Matrix Spike Duplicates

Page: 1 of 1
Reviewer: JVG
2nd Reviewer: [illegible]

METHOD : GC/MS VOA (EPA SW 846 Method 8260C)
Please see qualifications below for all questions answered "N". Not applicable questions are identified as "N/A".

Y N N/A Were a matrix spike (MS) and matrix spike duplicate (MSD) analyzed for each matrix in this SDG? If no, indicate which matrix does not have an associated MS/MSD. Soil / Water.

Y N N/A Was a MS/MSD analyzed every 20 samples of each matrix?

Y N N/A Were the MS/MSD percent recoveries (%R) and the relative percent differences (RPD) within the QC limits?

#	Date	MS/MSD ID	Compound	MS %R (Limits)	MSD %R (Limits)	RPD (Limits)	Associated Samples	Qualifications
		14/15	AA	640 (10-173)	345 (10-173)	( )	9	NQ *
			E	( )	( )	36 (20)	ND	J det /A
			AA	( )	( )	34 ( )		NQ *
			PPP	( )	( )	26 ( )	ND	J det /A
				( )	( )	( )		
				( )	( )	( )		* Parent conc
				( )	( )	( )		>4x spike
				( )	( )	( )		
				( )	( )	( )		
				( )	( )	( )		
				( )	( )	( )		
				( )	( )	( )		
				( )	( )	( )		
				( )	( )	( )		
				( )	( )	( )		
				( )	( )	( )		
				( )	( )	( )		
				( )	( )	( )		
				( )	( )	( )		
				( )	( )	( )		
				( )	( )	( )		
				( )	( )	( )		
				( )	( )	( )		
				( )	( )	( )		

LDC #: 48404D1a

VALIDATION FINDINGS WORKSHEET
Field Duplicates

Reviewer: JVG
2nd reviewer:

METHOD: GC/MS VOA (EPA SW 846 Method 8260C)
Y N NA Were field duplicate pairs identified in this SDG?
Y N NA Were target compounds identified in the field duplicate pairs?

Compound	Concentration (mg/Kg)		RPD
	6	13	
AA	6.2	7.4	18
N	0.22U	0.016	NC
S	0.22U	0.028	NC

V:\Josephine\FIELD DUPLICATES\48404D1a iwm amphenol.wpd

LABORATORY DATA CONSULTANTS, INC.
2701 Loker Ave. West, Suite 220, Carlsbad, CA 92010 Bus: 760-827-1100 Fax: 760-827-1099

IWM Consulting Group
7428 Rockville Road
Indianapolis, IN 46214
ATTN: Brad Gentry
bgentry@iwmconsult.com

July 22, 2020

SUBJECT: Former Amphenol Facility, On-Site Soil, Data Validation

Dear Mr. Gentry,

Enclosed is the final validation report for the fraction listed below. This SDG was received on June 22, 2020. Attachment 1 is a summary of the samples that were reviewed for analysis.

LDC Project #48404_E:

SDG #	**Fraction:**
50259772	Volatiles

The data validation was performed under Level III guidelines. The analyses were validated using the following documents, as applicable to each method:

- On-Site Soil Investigation Work Plan, Franklin Power Products, Inc./Amphenol Corporation, Franklin, Indiana; February 2020
- USEPA National Functional Guidelines for Organic Superfund Methods Data Review; January 2017
- EPA SW 846, Third Edition, Test Methods for Evaluating Solid Waste, update 1, July 1992; update IIA, August 1993; update II, September 1994; update IIB, January 1995; update III, December 1996; update IIIA, April 1998; IIIB, November 2004; update IV, February 2007; update V, July 2014

Please feel free to contact us if you have any questions.

Sincerely,

Pei Geng

Pei Geng
pgeng@lab-data.com
Project Manager/Senior Chemist

Email DVR/cc: cparks@iwmconsult.com

274 pages-DL

Attachment 1

90/10 Level III/IV LDC #48404 (IWM Consulting Group - Indianapolis, IN / Former Amphenol Facility, On-Site Soil)

LDC	SDG#	DATE REC'D	(3) DATE DUE	(9) VOA (8260)																																	
Matrix:	Water/Soil			W	S	W	S	W	S	W	S	W	S	W	S	W	S	W	S	W	S	W	S	W	S	W	S	W	S	W	S	W	S	W	S	W	S
A	50258090	06/22/20	07/14/20	2	9																																
A	50258090	06/22/20	07/14/20	0	13																																
B	50258245	06/22/20	07/14/20	2	40																																
C	50258418	06/22/20	07/14/20	2	45																																
D	50259488	06/22/20	07/14/20	0	13																																
E	50259772	06/22/20	07/14/20	0	4																																
Total	T/PG			6	124	0	0	0	0	0	0	0	0	0	0	0	0	0	0	0	0	0	0	0	0	0	0	0	0	0	0	0	0	0	0	0	130

Shaded cells indicate Level IV validation (all other cells are Level III validation). These counts do not include MS, MSD, Dups.

L:\IWM\Former Amphenol\48404ST-Onsite Soil.wpd

LDC Report# 48404E1a

Laboratory Data Consultants, Inc.
Data Validation Report

Project/Site Name: Former Amphenol Facility, On-Site Soil

LDC Report Date: July 8, 2020

Parameters: Volatiles

Validation Level: Level III

Laboratory: Pace Analytical Services, LLC

Sample Delivery Group (SDG): 50259772

Sample Identification	Laboratory Sample Identification	Matrix	Collection Date
GP-26 SL (13.75-14.25)	50258418033	Soil	05/28/20
GP-26 SL (20.50-21.00)	50258418034	Soil	05/28/20
GP-26 SL (21.75-22.25)	50258418035	Soil	05/28/20
GP-26 SL (22.55-23.05)	50258418036	Soil	05/28/20

**Indicates sample underwent Level IV validation

Introduction

This Data Validation Report (DVR) presents data validation findings and results for the associated samples listed on the cover page. Data validation was performed in accordance with the cover page. Data validation was performed in accordance with the On-Site Soil Investigation Work Plan, Franklin Power Products, Inc./Amphenol Corporation, Franklin, Indiana (February 2020) and a modified outline of the USEPA National Functional Guidelines (NFG) for Organic Superfund Methods Data Review (January 2017). Where specific guidance was not available, the data has been evaluated in a conservative manner consistent with industry standards using professional experience.

The analyses were performed by the following method:

Volatile Organic Compounds (VOCs) by Environmental Protection Agency (EPA) SW 846 Method 8260C

All sample results were subjected to Level III data validation, which comprises an evaluation of quality control (QC) summary results.

The following are definitions of the data qualifiers utilized during data validation:

J (Estimated): The compound or analyte was analyzed for and positively identified by the laboratory; however the reported concentration is estimated due to non-conformances discovered during data validation.

U (Non-detected): The compound or analyte was analyzed for and positively identified by the laboratory; however the compound or analyte should be considered non-detected at the reported concentration due to the presence of contaminants detected in the associated blank(s).

UJ (Non-detected estimated): The compound or analyte was reported as not detected by the laboratory; however the reported quantitation/detection limit is estimated due to non-conformances discovered during data validation.

R (Rejected): The sample results were rejected due to gross non-conformances discovered during data validation. Data qualified as rejected is not usable.

NA (Not Applicable): The non-conformance discovered during data validation demonstrates a high bias, while the affected compound or analyte in the associated sample(s) was reported as not detected by the laboratory and did not warrant the qualification of the data.

A qualification summary table is provided at the end of this report if data has been qualified. Flags are classified as P (protocol) or A (advisory) to indicate whether the flag is due to a laboratory deviation from a specified protocol or is of technical advisory nature.

I. Sample Receipt and Technical Holding Times

All samples were received in good condition and cooler temperatures upon receipt met validation criteria.

All technical holding time requirements were met.

II. GC/MS Instrument Performance Check

A bromofluorobenzene (BFB) tune was performed at 12 hour intervals.

All ion abundance requirements were met.

III. Initial Calibration and Initial Calibration Verification

An initial calibration was performed as required by the method.

The percent relative standard deviations (%RSD) were less than or equal to 20.0% for all compounds.

Average relative response factors (RRF) for all compounds were within validation criteria.

The percent differences (%D) of the initial calibration verification (ICV) standard were less than or equal to 20.0% for all compounds.

IV. Continuing Calibration

Continuing calibration was performed at the required frequencies.

The percent differences (%D) were less than or equal to 20.0% for all compounds.

All of the continuing calibration relative response factors (RRF) were within validation criteria.

V. Laboratory Blanks

Laboratory blanks were analyzed as required by the method. No contaminants were found in the laboratory blanks.

VI. Field Blanks

Sample TB-3 WT (from SDG 50258418) was identified as a trip blank. No contaminants were found.

Sample EB-3 WT (from SDG 50258418) was identified as an equipment blank. No contaminants were found.

VII. Surrogates

Surrogates were added to all samples as required by the method. All surrogate recoveries (%R) were within QC limits.

VIII. Matrix Spike/Matrix Spike Duplicates

The laboratory has indicated that there were no matrix spike (MS) and matrix spike duplicate (MSD) analyses specified for the samples in this SDG, and therefore matrix spike and matrix spike duplicate analyses were not performed for this SDG.

IX. Laboratory Control Samples

Laboratory control samples (LCS) were analyzed as required by the method. Percent recoveries (%R) were within QC limits.

X. Field Duplicates

No field duplicates were identified in this SDG.

XI. Internal Standards

All internal standard areas and retention times were within QC limits.

XII. Compound Quantitation

Raw data were not reviewed for Level III validation.

XIII. Target Compound Identifications

Raw data were not reviewed for Level III validation.

XIV. System Performance

Raw data were not reviewed for Level III validation.

XV. Overall Assessment of Data

The analysis was conducted within all specifications of the method. No results were rejected in this SDG.

The quality control criteria reviewed were met and are considered acceptable.

Former Amphenol Facility, On-Site Soil
Volatiles - Data Qualification Summary - SDG 50259772

No Sample Data Qualified in this SDG

Former Amphenol Facility, On-Site Soil
Volatiles - Laboratory Blank Data Qualification Summary - SDG 50259772

No Sample Data Qualified in this SDG

Former Amphenol Facility, On-Site Soil
Volatiles - Field Blank Data Qualification Summary - SDG 50259772

No Sample Data Qualified in this SDG

Pace Analytical Services, LLC
7726 Moller Road
Indianapolis, IN 46268
(317)228-3100

ANALYTICAL RESULTS

Project: Amphenol
Pace Project No.: 50259772

Sample: GP-26 SL (13.75-14.25) **Lab ID: 50258418033** Collected: 05/28/20 15:06 Received: 05/29/20 09:17 Matrix: Solid

Results reported on a "dry weight" basis and are adjusted for percent moisture, sample size and any dilutions.

Parameters	Results	Units	Report Limit	MDL	DF	Prepared	Analyzed	CAS No.	Qual
8260 MSV 5035A VOA	Analytical Method: EPA 8260								
	Pace Analytical Services - Indianapolis								
1,1-Dichloroethane	ND	mg/kg	0.0047	0.00012	1		06/03/20 04:59	75-34-3	
1,2-Dichloroethane	ND	mg/kg	0.0047	0.00019	1		06/03/20 04:59	107-06-2	
cis-1,2-Dichloroethene	ND	mg/kg	0.0047	0.00025	1		06/03/20 04:59	156-59-2	
trans-1,2-Dichloroethene	ND	mg/kg	0.0047	0.00026	1		06/03/20 04:59	156-60-5	
Methylene Chloride	ND	mg/kg	0.019	0.019	1		06/03/20 04:59	75-09-2	
Tetrachloroethene	**0.11**	mg/kg	0.0047	0.00022	1		06/03/20 04:59	127-18-4	
1,1,1-Trichloroethane	ND	mg/kg	0.0047	0.00022	1		06/03/20 04:59	71-55-6	
Trichloroethene	ND	mg/kg	0.0047	0.00036	1		06/03/20 04:59	79-01-6	
Vinyl chloride	ND	mg/kg	0.0047	0.00019	1		06/03/20 04:59	75-01-4	
Surrogates									
Dibromofluoromethane (S)	92	%.	73-133		1		06/03/20 04:59	1868-53-7	
Toluene-d8 (S)	98	%.	73-130		1		06/03/20 04:59	2037-26-5	
4-Bromofluorobenzene (S)	106	%.	55-129		1		06/03/20 04:59	460-00-4	
Percent Moisture	Analytical Method: SM 2540G								
	Pace Analytical Services - Indianapolis								
Percent Moisture	**6.7**	%	0.10	0.10	1		06/03/20 13:55		

This report shall not be reproduced, except in full,
without the written consent of Pace Analytical Services, LLC.

7/15/20

Pace Analytical Services, LLC
7726 Moller Road
Indianapolis, IN 46268
(317)228-3100

ANALYTICAL RESULTS

Project: Amphenol
Pace Project No.: 50259772

Sample: GP-26 SL (20.50-21.00) **Lab ID: 50258418034** Collected: 05/28/20 15:11 Received: 05/29/20 09:17 Matrix: Solid

Results reported on a "dry weight" basis and are adjusted for percent moisture, sample size and any dilutions.

Parameters	Results	Units	Report Limit	MDL	DF	Prepared	Analyzed	CAS No.	Qual
8260 MSV 5035A VOA	Analytical Method: EPA 8260								
	Pace Analytical Services - Indianapolis								
1,1-Dichloroethane	ND	mg/kg	0.0052	0.00013	1		06/03/20 05:32	75-34-3	
1,2-Dichloroethane	ND	mg/kg	0.0052	0.00021	1		06/03/20 05:32	107-06-2	
cis-1,2-Dichloroethene	ND	mg/kg	0.0052	0.00028	1		06/03/20 05:32	156-59-2	
trans-1,2-Dichloroethene	ND	mg/kg	0.0052	0.00029	1		06/03/20 05:32	156-60-5	
Methylene Chloride	ND	mg/kg	0.021	0.021	1		06/03/20 05:32	75-09-2	
Tetrachloroethene	ND	mg/kg	0.0052	0.00024	1		06/03/20 05:32	127-18-4	
1,1,1-Trichloroethane	**0.016**	mg/kg	0.0052	0.00024	1		06/03/20 05:32	71-55-6	
Trichloroethene	**8.9**	mg/kg	0.26	0.18	50		06/04/20 06:34	79-01-6	
Vinyl chloride	ND	mg/kg	0.0052	0.00021	1		06/03/20 05:32	75-01-4	
Surrogates									
Dibromofluoromethane (S)	92	%.	73-133		1		06/03/20 05:32	1868-53-7	
Toluene-d8 (S)	97	%.	73-130		1		06/03/20 05:32	2037-26-5	
4-Bromofluorobenzene (S)	106	%.	55-129		1		06/03/20 05:32	460-00-4	
Percent Moisture	Analytical Method: SM 2540G								
	Pace Analytical Services - Indianapolis								
Percent Moisture	**16.5**	%	0.10	0.10	1		06/03/20 13:56		

This report shall not be reproduced, except in full,
without the written consent of Pace Analytical Services, LLC.

7/6/20

Pace Analytical Services, LLC
7726 Moller Road
Indianapolis, IN 46268
(317)228-3100

ANALYTICAL RESULTS

Project: Amphenol
Pace Project No.: 50259772

Sample: GP-26 SL (21.75-22.25) **Lab ID: 50258418035** Collected: 05/28/20 15:16 Received: 05/29/20 09:17 Matrix: Solid

Results reported on a "dry weight" basis and are adjusted for percent moisture, sample size and any dilutions.

Parameters	Results	Units	Report Limit	MDL	DF	Prepared	Analyzed	CAS No.	Qual
8260 MSV 5035A VOA	Analytical Method: EPA 8260								
	Pace Analytical Services - Indianapolis								
1,1-Dichloroethane	ND	mg/kg	0.0056	0.00015	1		06/03/20 06:06	75-34-3	
1,2-Dichloroethane	ND	mg/kg	0.0056	0.00022	1		06/03/20 06:06	107-06-2	
cis-1,2-Dichloroethene	**0.012**	mg/kg	0.0056	0.00030	1		06/03/20 06:06	156-59-2	
trans-1,2-Dichloroethene	**0.017**	mg/kg	0.0056	0.00031	1		06/03/20 06:06	156-60-5	
Methylene Chloride	ND	mg/kg	0.022	0.022	1		06/03/20 06:06	75-09-2	
Tetrachloroethene	ND	mg/kg	0.0056	0.00026	1		06/03/20 06:06	127-18-4	
1,1,1-Trichloroethane	ND	mg/kg	0.0056	0.00026	1		06/03/20 06:06	71-55-6	
Trichloroethene	**12.7**	mg/kg	0.22	0.15	50		06/04/20 07:07	79-01-6	
Vinyl chloride	ND	mg/kg	0.0056	0.00022	1		06/03/20 06:06	75-01-4	
Surrogates									
Dibromofluoromethane (S)	94	%.	73-133		1		06/03/20 06:06	1868-53-7	
Toluene-d8 (S)	105	%.	73-130		1		06/03/20 06:06	2037-26-5	
4-Bromofluorobenzene (S)	97	%.	55-129		1		06/03/20 06:06	460-00-4	
Percent Moisture	Analytical Method: SM 2540G								
	Pace Analytical Services - Indianapolis								
Percent Moisture	**9.4**	%	0.10	0.10	1		06/03/20 13:56		

This report shall not be reproduced, except in full,
without the written consent of Pace Analytical Services, LLC.

7/5/20

Pace Analytical Services, LLC
7726 Moller Road
Indianapolis, IN 46268
(317)228-3100

ANALYTICAL RESULTS

Project: Amphenol
Pace Project No.: 50259772

Sample: GP-26 SL (22.55-23.05) **Lab ID: 50258418036** Collected: 05/28/20 15:21 Received: 05/29/20 09:17 Matrix: Solid

Results reported on a "dry weight" basis and are adjusted for percent moisture, sample size and any dilutions.

Parameters	Results	Units	Report Limit	MDL	DF	Prepared	Analyzed	CAS No.	Qual
8260 MSV 5035A VOA	Analytical Method: EPA 8260								
	Pace Analytical Services - Indianapolis								
1,1-Dichloroethane	**0.0082**	mg/kg	0.0062	0.00016	1		06/03/20 06:39	75-34-3	
1,2-Dichloroethane	ND	mg/kg	0.0062	0.00025	1		06/03/20 06:39	107-06-2	
cis-1,2-Dichloroethene	**0.081**	mg/kg	0.0062	0.00033	1		06/03/20 06:39	156-59-2	
trans-1,2-Dichloroethene	**0.17**	mg/kg	0.0062	0.00035	1		06/03/20 06:39	156-60-5	
Methylene Chloride	ND	mg/kg	0.025	0.025	1		06/03/20 06:39	75-09-2	
Tetrachloroethene	ND	mg/kg	0.0062	0.00028	1		06/03/20 06:39	127-18-4	
1,1,1-Trichloroethane	ND	mg/kg	0.0062	0.00028	1		06/03/20 06:39	71-55-6	
Trichloroethene	**3.6**	mg/kg	0.22	0.15	50		06/04/20 08:14	79-01-6	
Vinyl chloride	ND	mg/kg	0.0062	0.00025	1		06/03/20 06:39	75-01-4	
Surrogates									
Dibromofluoromethane (S)	94	%.	73-133		1		06/03/20 06:39	1868-53-7	
Toluene-d8 (S)	113	%.	73-130		1		06/03/20 06:39	2037-26-5	
4-Bromofluorobenzene (S)	83	%.	55-129		1		06/03/20 06:39	460-00-4	
Percent Moisture	Analytical Method: SM 2540G								
	Pace Analytical Services - Indianapolis								
Percent Moisture	**7.7**	%	0.10	0.10	1		06/03/20 13:56		

This report shall not be reproduced, except in full,
without the written consent of Pace Analytical Services, LLC.

6/5/20

LDC #: 48404E1a

SDG #: 50259772

Laboratory: Pace Analytical Services, LLC

VALIDATION COMPLETENESS WORKSHEET

Level III

Date: 07/02/20

Page: 1 of 1

Reviewer: [illegible]

2nd Reviewer: [illegible]

METHOD: GC/MS Volatiles (EPA SW 846 Method 8260C)

The samples listed below were reviewed for each of the following validation areas. Validation findings are noted in attached validation findings worksheets.

	Validation Area		Comments
I.	Sample receipt/Technical holding times	A / A	
II.	GC/MS Instrument performance check	A	
III.	Initial calibration/ICV	A / A	ICAL ≤ 20% ICV ≤ 20%
IV.	Continuing calibration	A	CCV ≤ 20%
V.	Laboratory Blanks	A	
VI.	Field blanks	ND	TB = TB-3 WT EB = EB-3 WT (50258418)
VII.	Surrogate spikes	A	
VIII.	Matrix spike/Matrix spike duplicates	N	
IX.	Laboratory control samples	A	LCS
X.	Field duplicates	N	
XI.	Internal standards	A	
XII.	Compound quantitation RL/LOQ/LODs	N	
XIII.	Target compound identification	N	
XIV.	System performance	N	
XV.	Overall assessment of data	A	

Note: A = Acceptable; N = Not provided/applicable; SW = See worksheet; ND = No compounds detected; R = Rinsate; FB = Field blank; D = Duplicate; TB = Trip blank; EB = Equipment blank; SB=Source blank; OTHER:

	Client ID	Lab ID	Matrix	Date
1	GP-26 SL (13.75-14.25)	50258418033	Soil	05/28/20
2	GP-26 SL (20.50-21.00)	50258418034	Soil	05/28/20
3	GP-26 SL (21.75-22.25)	50258418035	Soil	05/28/20
4	GP-26 SL (22.55-23.05)	50258418036	Soil	05/28/20
5				
6				
7				
8				
9				

Notes:

	2406356 BLANK						

LABORATORY DATA CONSULTANTS, INC.
2701 Loker Ave. West, Suite 220, Carlsbad, CA 92010 Bus: 760-827-1100 Fax: 760-827-1099

IWM Consulting Group
7428 Rockville Road
Indianapolis, IN 46214
ATTN: Brad Gentry
bgentry@iwmconsult.com

October 28, 2020

SUBJECT: Revised Former Amphenol Facility, OnSite Soil_GP29 to 34, Data Validation

Dear Mr. Gentry,

Enclosed is the revised validation report for the fraction listed below. This SDG was received on October 13, 2020. Attachment 1 is a summary of the samples that were reviewed for analysis.

LDC Project #49387_RV1:

SDG #	**Fraction:**
50267608	Volatiles

The data validation was performed under Level III & IV guidelines. The analyses were validated using the following documents, as applicable to each method:

- On-Site Soil Investigation Work Plan, Franklin Power Products, Inc./Amphenol Corporation, Franklin, Indiana; February 2020
- Design-Level Data Soil Investigation Work Plan, Franklin Power Products, Inc./Amphenol Corporation, Franklin, Indiana; February 2019
- USEPA National Functional Guidelines for Organic Superfund Methods Data Review; January 2017
- EPA SW 846, Third Edition, Test Methods for Evaluating Solid Waste, update 1, July 1992; update IIA, August 1993; update II, September 1994; update IIB, January 1995; update III, December 1996; update IIIA, April 1998; IIIB, November 2004; update IV, February 2007; update V, July 2014

Please feel free to contact us if you have any questions.

Sincerely,

Pei Geng

Pei Geng
pgeng@lab-data.com
Project Manager/Senior Chemist

Email DVR/cc: cparks@iwmconsult.com

96 pages-DL two week rush

Attachment 1

90/10 Level III/IV **LDC #49387 (IWM Consulting Group - Indianapolis, IN / Former Amphenol Facility, Off-Site GP29-34)**

LDC	SDG#	DATE REC'D	(3) DATE DUE	VOA (8260)																																	
Matrix:	Water/Soil			W	S	W	S	W	S	W	S	W	S	W	S	W	S	W	S	W	S	W	S	W	S	W	S	W	S	W	S	W	S	W	S	W	S
A	50267608	10/13/20	10/28/20	2	24																																
A	50267608	10/13/20	10/28/20	0	3																																
Total	T/PG			2	27	0	0	0	0	0	0	0	0	0	0	0	0	0	0	0	0	0	0	0	0	0	0	0	0	0	0	0	0	0	0	0	29

Shaded cells indicate Level IV validation (all other cells are Level III validation). These counts do not include MS, MSD, Dups.

L:\IWM\Former Amphenol\49387ST-Offsite.wpd

Laboratory Data Consultants, Inc.
Data Validation Report

Project/Site Name: Former Amphenol Facility, OnSite Soil_GP29 to 34

LDC Report Date: October 28, 2020

Parameters: Volatiles

Validation Level: Level III & IV

Laboratory: Pace Analytical Services, LLC

Sample Delivery Group (SDG): 50267608

Sample Identification	Laboratory Sample Identification	Matrix	Collection Date
GP-33 SL (16.5-17.0)**	50267608001**	Soil	09/16/20
GP-33 SL (18.0-18.5)	50267608002	Soil	09/16/20
GP-33 SL (19.0-19.5)	50267608003	Soil	09/16/20
GP-33 SL (19.5-20)	50267608004	Soil	09/16/20
GP-32 SL (13.0-13.50)	50267608005	Soil	09/16/20
GP-32 SL (15.75-16.25)	50267608006	Soil	09/16/20
GP-32 SL (18.25-18.75)	50267608007	Soil	09/16/20
GP-32 SL (18.75-19.25)	50267608008	Soil	09/16/20
GP-31 SL (11.5-12.00)	50267608009	Soil	09/16/20
GP-31 SL (15-15.5)**	50267608010**	Soil	09/16/20
GP-31 SL (17.5-18.0)	50267608011	Soil	09/16/20
GP-31 SL (18-18.50)	50267608012	Soil	09/16/20
GP-30 SL (11.0-11.5)	50267608013	Soil	09/16/20
GP-30 SL (17.50-18)	50267608014	Soil	09/16/20
GP-30 SL (18.25-18.75)	50267608015	Soil	09/16/20
GP-30 SL (18.75-19.25)**	50267608016**	Soil	09/16/20
GP-29 SL (13.50-14.0)	50267608017	Soil	09/16/20
GP-29 SL (15.0-15.50)	50267608018	Soil	09/16/20
GP-29 SL (20.0-20.50)	50267608019	Soil	09/16/20
GP-29 SL (20.50-21.00)	50267608020	Soil	09/16/20
GP-34 SL (21.50-22.0)	50267608021	Soil	09/17/20
GP-34 SL (23.5-24.0)	50267608022	Soil	09/17/20
GP-34 SL (24.0-24.50)	50267608023	Soil	09/17/20
GP-34 SL (24.50-25.0)	50267608024	Soil	09/17/20
TB-1 WT	50267608025	Water	09/16/20
FD-1 SL	50267608026	Soil	09/16/20
FD-2 SL	50267608027	Soil	09/16/20

Sample Identification	Laboratory Sample Identification	Matrix	Collection Date
FD-3 SL	50267608028	Soil	09/17/20
EB-1	50267608029	Water	09/16/20
GP-31 SL (18-18.50)MS	50267608012MS	Soil	09/16/20
GP-31 SL (18-18.50)MSD	50267608012MSD	Soil	09/16/20
GP-34 SL (21.50-22.0)MS	50267608021MS	Soil	09/17/20
GP-34 SL (21.50-22.0)MSD	50267608021MSD	Soil	09/17/20

**Indicates sample underwent Level IV validation

Introduction

This Data Validation Report (DVR) presents data validation findings and results for the associated samples listed on the cover page. Data validation was performed in accordance with the cover page. Data validation was performed in accordance with the On-Site Soil Investigation Work Plan, Franklin Power Products, Inc./Amphenol Corporation, Franklin, Indiana (February 2020), the Design-Level Data Soil Investigation Work Plan, Franklin Power Products, Inc./Amphenol Corporation, Franklin, Indiana (February 2019), and a modified outline of the USEPA National Functional Guidelines (NFG) for Organic Superfund Methods Data Review (January 2017). Where specific guidance was not available, the data has been evaluated in a conservative manner consistent with industry standards using professional experience.

The analyses were performed by the following method:

Volatile Organic Compounds (VOCs) by Environmental Protection Agency (EPA) SW 846 Method 8260C

All sample results were subjected to Level III data validation, which comprises an evaluation of quality control (QC) summary results. Samples appended with a double asterisk on the cover page were subjected to Level IV data validation, which is comprised of the QC summary forms as well as the raw data, to confirm sample quantitation and identification.

The following are definitions of the data qualifiers utilized during data validation:

J (Estimated): The compound or analyte was analyzed for and positively identified by the laboratory; however the reported concentration is estimated due to non-conformances discovered during data validation.

U (Non-detected): The compound or analyte was analyzed for and positively identified by the laboratory; however the compound or analyte should be considered non-detected at the reported concentration due to the presence of contaminants detected in the associated blank(s).

UJ (Non-detected estimated): The compound or analyte was reported as not detected by the laboratory; however the reported quantitation/detection limit is estimated due to non-conformances discovered during data validation.

R (Rejected): The sample results were rejected due to gross non-conformances discovered during data validation. Data qualified as rejected is not usable.

NA (Not Applicable): The non-conformance discovered during data validation demonstrates a high bias, while the affected compound or analyte in the associated sample(s) was reported as not detected by the laboratory and did not warrant the qualification of the data.

A qualification summary table is provided at the end of this report if data has been qualified. Flags are classified as P (protocol) or A (advisory) to indicate whether the flag is due to a laboratory deviation from a specified protocol or is of technical advisory nature.

I. Sample Receipt and Technical Holding Times

All samples were received in good condition.

All technical holding time requirements were met.

II. GC/MS Instrument Performance Check

A bromofluorobenzene (BFB) tune was performed at 12 hour intervals.

All ion abundance requirements were met.

III. Initial Calibration and Initial Calibration Verification

An initial calibration was performed as required by the method.

For compounds where average relative response factors (RRFs) were utilized, the percent relative standard deviations (%RSD) were less than or equal to 20.0% with the following exceptions:

Date	Compound	%RSD	Associated Samples	Flag	A or P
09/14/20 (ICAL-50MV6A)	Bromomethane	65.87884	GP-33 SL (16.5-17.0)** GP-33 SL (18.0-18.5) GP-33 SL (19.0-19.5) GP-29 SL (13.50-14.0) GP-29 SL (15.0-15.50) GP-29 SL (20.0-20.50) GP-29 SL (20.50-21.00) GP-34 SL (21.50-22.0) GP-34 SL (23.5-24.0) GP-34 SL (24.0-24.50) GP-34 SL (24.50-25.0) FD-1 SL FD-2 SL FD-3 SL	UJ (all non-detects)	A
09/14/20 (ICAL-50MV6B)	Bromomethane Chloroethane	66.57433 58.87038	GP-33 SL (19.5-20) GP-32 SL (13.0-13.50) GP-32 SL (15.75-16.25) GP-32 SL (18.25-18.75) GP-32 SL (18.75-19.25) GP-31 SL (11.5-12.00) GP-31 SL (15-15.5)** GP-31 SL (17.5-18.0) GP-31 SL (18-18.50) GP-30 SL (11.0-11.5) GP-30 SL (17.50-18) GP-30 SL (18.25-18.75) GP-30 SL (18.75-19.25)** TB-1 WT EB-1	UJ (all non-detects) UJ (all non-detects)	A

In the case where the laboratory used a calibration curve to evaluate the compounds, all coefficients of determination (r^2) were greater than or equal to 0.990.

Average relative response factors (RRF) for all compounds were within validation criteria.

The percent differences (%D) of the initial calibration verification (ICV) standard were less than or equal to 30.0% for all compounds with the following exceptions:

Date	Compound	%D	Associated Samples	Flag	A or P
09/14/20 (A091420CAL\A10ICV)	Dichlorodifluoromethane Acrolein	32.97 38.25	GP-33 SL (16.5-17.0)** GP-33 SL (18.0-18.5) GP-33 SL (19.0-19.5) GP-29 SL (13.50-14.0) GP-29 SL (15.0-15.50) GP-29 SL (20.0-20.50) GP-29 SL (20.50-21.00) GP-34 SL (21.50-22.0) GP-34 SL (23.5-24.0) GP-34 SL (24.0-24.50) GP-34 SL (24.50-25.0) FD-1 SL FD-2 SL FD-3 SL	UJ (all non-detects) UJ (all non-detects)	A
09/14/20 (B091420CAL\B10ICV)	Dichlorodifluoromethane Vinyl acetate	35.4 33.02	GP-33 SL (19.5-20) GP-32 SL (13.0-13.50) GP-32 SL (15.75-16.25) GP-32 SL (18.25-18.75) GP-32 SL (18.75-19.25) GP-31 SL (11.5-12.00) GP-31 SL (15-15.5)** GP-31 SL (17.5-18.0) GP-31 SL (18-18.50) GP-30 SL (11.0-11.5) GP-30 SL (17.50-18) GP-30 SL (18.25-18.75) GP-30 SL (18.75-19.25)** TB-1 WT EB-1	UJ (all non-detects) UJ (all non-detects)	A

IV. Continuing Calibration

Continuing calibration was performed at the required frequencies.

The percent differences (%D) were less than or equal to 20.0% for all compounds with the following exceptions:

Date	Compound	%D	Associated Samples	Flag	A or P
09/21/20 (A092120.B\C01CCV)	Bromomethane	45.1576	GP-33 SL (16.5-17.0)**	UJ (all non-detects)	A

Date	Compound	%D	Associated Samples	Flag	A or P
09/22/20	Bromomethane	44.3887	GP-33 SL (18.0-18.5) GP-33 SL (19.0-19.5) GP-29 SL (13.50-14.0) GP-29 SL (15.0-15.50) GP-29 SL (20.0-20.50) GP-29 SL (20.50-21.00) GP-34 SL (21.50-22.0) GP-34 SL (23.5-24.0) GP-34 SL (24.0-24.50) GP-34 SL (24.50-25.0)	UJ (all non-detects)	A
09/23/20	Bromomethane Trichlorofluoromethane	22.5423 22.5456	FD-1 SL FD-2 SL FD-3 SL	UJ (all non-detects) UJ (all non-detects)	A
09/21/20 (B092120.B\B02CCV)	Bromomethane Trichlorofluoromethane	30.5842 22.5279	TB-1 WT EB-1	UJ (all non-detects) UJ (all non-detects)	A
09/21/20 (B092120.B\B01CCV)	Bromomethane	31.0573	GP-33 SL (19.5-20) GP-32 SL (13.0-13.50) GP-32 SL (15.75-16.25) GP-32 SL (18.25-18.75) GP-32 SL (18.75-19.25) GP-31 SL (11.5-12.00) GP-31 SL (15-15.5)** GP-31 SL (17.5-18.0) GP-31 SL (18-18.50) GP-30 SL (11.0-11.5) GP-30 SL (17.50-18) GP-30 SL (18.25-18.75) GP-30 SL (18.75-19.25)**	UJ (all non-detects)	A

All of the continuing calibration relative response factors (RRF) were within validation criteria.

V. Laboratory Blanks

Laboratory blanks were analyzed as required by the method. No contaminants were found in the laboratory blanks with the following exceptions:

Blank ID	Analysis Date	Compound	Concentration	Associated Samples
2687833-MB	09/21/20	1,2,3-Trichlorobenzene 1,2,4-Trimethylbenzene 1,4-Dichlorobenzene Chlorobenzene Methylene chloride n-Butylbenzene Naphthalene Xylenes, total	0.00071 mg/Kg 0.00019 mg/Kg 0.00027 mg/Kg 0.0017 mg/Kg 0.019 mg/Kg 0.00031 mg/Kg 0.0012 mg/Kg 0.0033 mg/Kg	GP-33 SL (16.5-17.0)**

Blank ID	Analysis Date	Compound	Concentration	Associated Samples
2688716-MB	09/22/20	1,2,3-Trichlorobenzene 1,2,4-Trichlorobenzene 1,2,4-Trimethylbenzene 1,2-Dichlorobenzene 1,4-Dichlorobenzene Acetone n-Butylbenzene Naphthalene Toluene	0.00086 mg/Kg 0.00077 mg/Kg 0.00031 mg/Kg 0.00026 mg/Kg 0.00037 mg/Kg 0.019 mg/Kg 0.00036 mg/Kg 0.0011 mg/Kg 0.00019 mg/Kg	GP-33 SL (18.0-18.5) GP-33 SL (19.0-19.5) GP-29 SL (13.50-14.0) GP-29 SL (15.0-15.50) GP-29 SL (20.0-20.50) GP-29 SL (20.50-21.00) GP-34 SL (21.50-22.0) GP-34 SL (23.5-24.0) GP-34 SL (24.0-24.50) GP-34 SL (24.50-25.0)
2687835-MB	09/21/20	Chlorobenzene Iodomethane Methylene chloride Xylenes, total	0.0014 mg/Kg 0.0033 mg/Kg 0.014 mg/Kg 0.0023 mg/Kg	GP-33 SL (19.5-20) GP-32 SL (13.0-13.50) GP-32 SL (15.75-16.25) GP-32 SL (18.25-18.75) GP-32 SL (18.75-19.25) GP-31 SL (11.5-12.00) GP-31 SL (15-15.5)** GP-31 SL (17.5-18.0) GP-31 SL (18-18.50) GP-30 SL (11.0-11.5) GP-30 SL (17.50-18) GP-30 SL (18.25-18.75) GP-30 SL (18.75-19.25)**
2689971-MB	09/23/20	1,2,3-Trichlorobenzene 1,2,4-Trimethylbenzene 1,4-Dichlorobenzene Acetone Naphthalene	0.00088 mg/Kg 0.00077 mg/Kg 0.00030 mg/Kg 0.0082 mg/Kg 0.0010 mg/Kg	FD-1 SL FD-2 SL FD-3 SL

Sample concentrations were compared to concentrations detected in the laboratory blanks. The sample concentrations were either not detected or were significantly greater than the concentrations found in the associated laboratory blanks with the following exceptions:

Sample	Compound	Reported Concentration	Modified Final Concentration
GP-33 SL (16.5-17.0)**	1,2,3-Trichlorobenzene 1,2,4-Trimethylbenzene 1,4-Dichlorobenzene Chlorobenzene Methylene chloride n-Butylbenzene Naphthalene Xylenes, total	0.00075 mg/Kg 0.0018 mg/Kg 0.00037 mg/Kg 0.00099 mg/Kg 0.012 mg/Kg 0.00069 mg/Kg 0.0023 mg/Kg 0.0029 mg/Kg	0.0061U mg/Kg 0.0061U mg/Kg 0.0061U mg/Kg 0.0061U mg/Kg 0.024U mg/Kg 0.0061U mg/Kg 0.0061U mg/Kg 0.012U mg/Kg
GP-33 SL (18.0-18.5)	1,2,4-Trimethylbenzene Toluene	0.00031 mg/Kg 0.00056 mg/Kg	0.0048U mg/Kg 0.0048U mg/Kg
GP-33 SL (19.0-19.5)	1,2,4-Trimethylbenzene Toluene	0.00048 mg/Kg 0.00099 mg/Kg	0.0051U mg/Kg 0.0051U mg/Kg
GP-29 SL (13.50-14.0)	1,2,4-Trimethylbenzene Toluene	0.00023 mg/Kg 0.00059 mg/Kg	0.0051U mg/Kg 0.0051U mg/Kg

Sample	Compound	Reported Concentration	Modified Final Concentration
GP-29 SL (15.0-15.50)	1,2,4-Trimethylbenzene Toluene	0.00043 mg/Kg 0.0010 mg/Kg	0.0050U mg/Kg 0.0050U mg/Kg
GP-29 SL (20.0-20.50)	1,2,4-Trimethylbenzene 1,4-Dichlorobenzene Toluene	0.0015 mg/Kg 0.00075 mg/Kg 0.0039 mg/Kg	0.0046U mg/Kg 0.0046U mg/Kg 0.0046U mg/Kg
GP-29 SL (20.50-21.00)	Toluene	0.00069 mg/Kg	0.0042U mg/Kg
GP-34 SL (21.50-22.0)	Toluene	0.00023 mg/Kg	0.0048U mg/Kg
GP-34 SL (23.5-24.0)	1,2,4-Trimethylbenzene 1,4-Dichlorobenzene n-Butylbenzene Naphthalene Toluene	0.00041 mg/Kg 0.00043 mg/Kg 0.00054 mg/Kg 0.0010 mg/Kg 0.00037 mg/Kg	0.0051U mg/Kg 0.0051U mg/Kg 0.0051U mg/Kg 0.0051U mg/Kg 0.0051U mg/Kg
GP-34 SL (24.0-24.50)	1,2,4-Trimethylbenzene 1,4-Dichlorobenzene Toluene	0.00036 mg/Kg 0.00021 mg/Kg 0.00065 mg/Kg	0.0045U mg/Kg 0.0045U mg/Kg 0.0045U mg/Kg
GP-34 SL (24.50-25.0)	Toluene	0.00028 mg/Kg	0.0041U mg/Kg
GP-33 SL (19.5-20)	Xylenes, total	0.00056 mg/Kg	0.0081U mg/Kg
GP-31 SL (15-15.5)**	Chlorobenzene Methylene chloride Xylenes, total	0.00055 mg/Kg 0.0045 mg/Kg 0.0022 mg/Kg	0.0041U mg/Kg 0.016U mg/Kg 0.0082U mg/Kg
GP-30 SL (11.0-11.5)	Iodomethane	0.0032 mg/Kg	0.10U mg/Kg
GP-30 SL (17.50-18)	Xylenes, total	0.00085 mg/Kg	0.0098U mg/Kg
GP-30 SL (18.25-18.75)	Xylenes, total	0.00091 mg/Kg	0.010U mg/Kg
GP-30 SL (18.75-19.25)**	Chlorobenzene Methylene chloride Xylenes, total	0.00061 mg/Kg 0.0072 mg/Kg 0.0026 mg/Kg	0.0053U mg/Kg 0.021U mg/Kg 0.011U mg/Kg
FD-1 SL	Acetone	0.017 mg/Kg	0.080U mg/Kg
FD-2 SL	Acetone	0.015 mg/Kg	0.11U mg/Kg
FD-3 SL	1,2,4-Trimethylbenzene Acetone	0.00022 mg/Kg 0.013 mg/Kg	0.0045U mg/Kg 0.091U mg/Kg

VI. Field Blanks

Sample TB-1 WT was identified as a trip blank. No contaminants were found.

Samples EB-1 and EB-2WT (from SDG 50267802) were identified as equipment blanks. No contaminants were found.

VII. Surrogates

Surrogates were added to all samples as required by the method. All surrogate recoveries (%R) were within QC limits.

VIII. Matrix Spike/Matrix Spike Duplicates

Matrix spike (MS) and matrix spike duplicate (MSD) sample analysis was performed on an associated project sample. Percent recoveries (%R) were within QC limits.

Relative percent differences (RPD) were within QC limits with the following exceptions:

Spike ID (Associated Samples)	Compound	RPD (Limits)	Flag	A or P
GP-34 SL (21.50-22.0)MS/MSD (GP-34 SL (21.50-22.0))	Naphthalene	22 (≤20)	NA	-

For GP-31 SL (18-18.50)MS/MSD, no data were qualified for trichloroethene percent recoveries (%R) and relative percent differences (RPD) outside the QC limits since the parent sample results were greater than 4X the spike concentration.

IX. Laboratory Control Samples

Laboratory control samples (LCS) were analyzed as required by the method. Percent recoveries (%R) were within QC limits with the following exceptions:

LCS ID (Associated Samples)	Compound	%R (Limits)	Flag	A or P
2687834 LCS (GP-33 SL (16.5-17.0)**)	Vinyl acetate	10 (46-118)	UJ (all non-detects)	P
2687836 LCS (GP-33 SL (19.5-20) GP-32 SL (13.0-13.50) GP-32 SL (15.75-16.25) GP-32 SL (18.25-18.75) GP-32 SL (18.75-19.25) GP-31 SL (11.5-12.00) GP-31 SL (15-15.5)** GP-31 SL (17.5-18.0) GP-31 SL (18-18.50) GP-30 SL (11.0-11.5) GP-30 SL (17.50-18) GP-30 SL (18.25-18.75) GP-30 SL (18.75-19.25)**)	Methyl-tert-butyl ether	71 (75-136)	UJ (all non-detects)	P

X. Field Duplicates

Samples GP-32 SL (18.75-19.25) and FD-1 SL, samples GP-30 SL (18.75-19.25)** and FD-2 SL, and samples GP-34 SL (24.0-24.50) and FD-3 SL were identified as field duplicates. No results were detected in any of the samples with the following exceptions:

Compound	Concentration (mg/Kg)		RPD
	GP-32 SL (18.75-19.25)	FD-1 SL	
Acetone	0.01	0.017	52
cis-1,2-Dichloroethene	0.020	0.019	5
trans-1,2-Dichloroethene	0.0023	0.0024	4
Toluene	0.00064	0.00036	56
1,1,1-Trichloroethane	0.016	0.011	37
Trichloroethene	0.18	0.14	25

Compound	Concentration (mg/Kg)		RPD
	GP-30 SL (18.75-19.25)**	FD-2 SL	
Acetone	0.012	0.015	22
Chlorobenzene	0.00061	0.0055U	Not calculable
Ethylbenzene	0.00051	0.0055U	Not calculable
Methylene chloride	0.0072	0.022U	Not calculable
Toluene	0.0014	0.0055U	Not calculable
Trichloroethene	0.0013	0.0016	21
Xylenes, total	0.0026	0.011U	Not calculable

Compound	Concentration (mg/Kg)		RPD
	GP-34 SL (24.0-24.50)	FD-3 SL	
Acetone	0.011	0.013	17

Compound	Concentration (mg/Kg)		RPD
	GP-34 SL (24.0-24.50)	FD-3 SL	
1,4-Dichlorobenzene	0.00021	0.0045U	Not calculable
Toluene	0.00065	0.00057	13
1,2,4-Trimethylbenzene	0.00036	0.00022	48
Xylenes, total	0.00060	0.0091U	Not calculable

XI. Internal Standards

All internal standard areas and retention times were within QC limits with the following exceptions:

Sample	Internal Standards	Area (Limits)	Affected Compound	Flag	A or P
GP-33 SL (19.5-20)	1,4-Dichlorobenzene-d4	11352 (14614-58456)	1,1,2,2-Tetrachloroethane 1,2,3-Trichloropropane trans-1,4-Dichloro-2-butane n-Propylbenzene 2-Chlorotoluene 1,3,5-Trimethylbenzene 4-Chlorotoluene tert-Butylbenzene 1,2,4-Trimethylbenzene sec-Butylbenzene 1,3-Dichlorobenzene p-Isopropyltoluene 1,4-Dichlorobenzene 1,2-Dichlorobenzene n-Butylbenzene 1,2,4-Trichlorobenzene Hexachlorobutadiene Naphthalene 1,2,3-Trichlorobenzene	UJ (all non-detects) UJ (all non-detects) UJ (all non-detects) UJ (all non-detects) UJ (all non-detects) UJ (all non-detects) UJ (all non-detects) UJ (all non-detects) UJ (all non-detects) UJ (all non-detects) UJ (all non-detects) UJ (all non-detects) UJ (all non-detects) UJ (all non-detects) UJ (all non-detects) UJ (all non-detects) UJ (all non-detects) UJ (all non-detects) UJ (all non-detects)	A
GP-32 SL (18.75-19.25)	1,4-Dichlorobenzene-d4	10023 (14614-58456)	1,1,2,2-Tetrachloroethane 1,2,3-Trichloropropane trans-1,4-Dichloro-2-butane n-Propylbenzene 2-Chlorotoluene 1,3,5-Trimethylbenzene 4-Chlorotoluene tert-Butylbenzene 1,2,4-Trimethylbenzene sec-Butylbenzene 1,3-Dichlorobenzene p-Isopropyltoluene 1,4-Dichlorobenzene 1,2-Dichlorobenzene n-Butylbenzene 1,2,4-Trichlorobenzene Hexachlorobutadiene Naphthalene 1,2,3-Trichlorobenzene	UJ (all non-detects) UJ (all non-detects) UJ (all non-detects) UJ (all non-detects) UJ (all non-detects) UJ (all non-detects) UJ (all non-detects) UJ (all non-detects) UJ (all non-detects) UJ (all non-detects) UJ (all non-detects) UJ (all non-detects) UJ (all non-detects) UJ (all non-detects) UJ (all non-detects) UJ (all non-detects) UJ (all non-detects) UJ (all non-detects) UJ (all non-detects)	P

Sample	Internal Standards	Area (Limits)	Affected Compound	Flag	A or P
GP-31 SL (18-18.50)	1,4-Dichlorobenzene-d4	9197 (14614-58456)	1,1,2,2-Tetrachloroethane 1,2,3-Trichloropropane trans-1,4-Dichloro-2-butane n-Propylbenzene 2-Chlorotoluene 1,3,5-Trimethylbenzene 4-Chlorotoluene tert-Butylbenzene 1,2,4-Trimethylbenzene sec-Butylbenzene 1,3-Dichlorobenzene p-Isopropyltoluene 1,4-Dichlorobenzene 1,2-Dichlorobenzene n-Butylbenzene 1,2,4-Trichlorobenzene Hexachlorobutadiene Naphthalene 1,2,3-Trichlorobenzene	UJ (all non-detects) UJ (all non-detects) UJ (all non-detects) UJ (all non-detects) UJ (all non-detects) UJ (all non-detects) UJ (all non-detects) UJ (all non-detects) UJ (all non-detects) UJ (all non-detects) UJ (all non-detects) UJ (all non-detects) UJ (all non-detects) UJ (all non-detects) UJ (all non-detects) UJ (all non-detects) UJ (all non-detects) UJ (all non-detects) UJ (all non-detects)	A
GP-30 SL (18.25-18.75)	1,4-Dichlorobenzene-d4	14576 (14614-58456)	1,1,2,2-Tetrachloroethane 1,2,3-Trichloropropane trans-1,4-Dichloro-2-butane n-Propylbenzene 2-Chlorotoluene 1,3,5-Trimethylbenzene 4-Chlorotoluene tert-Butylbenzene 1,2,4-Trimethylbenzene sec-Butylbenzene 1,3-Dichlorobenzene p-Isopropyltoluene 1,4-Dichlorobenzene 1,2-Dichlorobenzene n-Butylbenzene 1,2,4-Trichlorobenzene Hexachlorobutadiene Naphthalene 1,2,3-Trichlorobenzene	J (all detects) UJ (all non-detects)	P
GP-29 SL (20.50-21.00)	1,4-Dichlorobenzene-d4	9185 (13755.5-55022)	1,1,2,2-Tetrachloroethane 1,2,3-Trichloropropane trans-1,4-Dichloro-2-butane n-Propylbenzene 2-Chlorotoluene 1,3,5-Trimethylbenzene 4-Chlorotoluene tert-Butylbenzene 1,2,4-Trimethylbenzene sec-Butylbenzene 1,3-Dichlorobenzene p-Isopropyltoluene 1,4-Dichlorobenzene 1,2-Dichlorobenzene n-Butylbenzene 1,2,4-Trichlorobenzene Hexachlorobutadiene Naphthalene 1,2,3-Trichlorobenzene	UJ (all non-detects) UJ (all non-detects) UJ (all non-detects) UJ (all non-detects) UJ (all non-detects) UJ (all non-detects) UJ (all non-detects) UJ (all non-detects) UJ (all non-detects) UJ (all non-detects) UJ (all non-detects) UJ (all non-detects) UJ (all non-detects) UJ (all non-detects) UJ (all non-detects) UJ (all non-detects) UJ (all non-detects) UJ (all non-detects) UJ (all non-detects)	P

XII. Compound Quantitation

All compound quantitations met validation criteria for samples which underwent Level IV validation. Raw data were not reviewed for Level III validation.

XIII. Target Compound Identifications

All target compound identifications met validation criteria for samples which underwent Level IV validation. Raw data were not reviewed for Level III validation.

XIV. System Performance

The system performance was acceptable for samples which underwent Level IV validation. Raw data were not reviewed for Level III validation.

XV. Overall Assessment of Data

The analysis was conducted within all specifications of the method. No results were rejected in this SDG.

Due to initial calibration %RSD, ICV %D, continuing calibration %D, LCS %R, and internal standard area, data were qualified as estimated in twenty-nine samples.

Due to laboratory blank contamination, data were qualified as not detected in twenty samples.

The quality control criteria reviewed, other than those discussed above, were met and are considered acceptable.

Former Amphenol Facility, OnSite Soil_GP29 to 34
Volatiles - Data Qualification Summary - SDG 50267608

Sample	Compound	Flag	A or P	Reason
GP-33 SL (16.5-17.0)** GP-33 SL (18.0-18.5) GP-33 SL (19.0-19.5) GP-29 SL (13.50-14.0) GP-29 SL (15.0-15.50) GP-29 SL (20.0-20.50) GP-29 SL (20.50-21.00) GP-34 SL (21.50-22.0) GP-34 SL (23.5-24.0) GP-34 SL (24.0-24.50) GP-34 SL (24.50-25.0) FD-1 SL FD-2 SL FD-3 SL	Bromomethane	UJ (all non-detects)	A	Initial calibration (%RSD)
GP-33 SL (19.5-20) GP-32 SL (13.0-13.50) GP-32 SL (15.75-16.25) GP-32 SL (18.25-18.75) GP-32 SL (18.75-19.25) GP-31 SL (11.5-12.00) GP-31 SL (15-15.5)** GP-31 SL (17.5-18.0) GP-31 SL (18-18.50) GP-30 SL (11.0-11.5) GP-30 SL (17.50-18) GP-30 SL (18.25-18.75) GP-30 SL (18.75-19.25)** TB-1 WT EB-1	Bromomethane Chloroethane	UJ (all non-detects) UJ (all non-detects)	A	Initial calibration (%RSD)
GP-33 SL (16.5-17.0)** GP-33 SL (18.0-18.5) GP-33 SL (19.0-19.5) GP-29 SL (13.50-14.0) GP-29 SL (15.0-15.50) GP-29 SL (20.0-20.50) GP-29 SL (20.50-21.00) GP-34 SL (21.50-22.0) GP-34 SL (23.5-24.0) GP-34 SL (24.0-24.50) GP-34 SL (24.50-25.0) FD-1 SL FD-2 SL FD-3 SL	Dichlorodifluoromethane Acrolein	UJ (all non-detects) UJ (all non-detects)	A	Initial calibration verification (%D)

Sample	Compound	Flag	A or P	Reason
GP-33 SL (19.5-20) GP-32 SL (13.0-13.50) GP-32 SL (15.75-16.25) GP-32 SL (18.25-18.75) GP-32 SL (18.75-19.25) GP-31 SL (11.5-12.00) GP-31 SL (15-15.5)** GP-31 SL (17.5-18.0) GP-31 SL (18-18.50) GP-30 SL (11.0-11.5) GP-30 SL (17.50-18) GP-30 SL (18.25-18.75) GP-30 SL (18.75-19.25)** TB-1 WT EB-1	Dichlorodifluoromethane Vinyl acetate	UJ (all non-detects) UJ (all non-detects)	A	Initial calibration verification (%D)
GP-33 SL (16.5-17.0)** GP-33 SL (18.0-18.5) GP-33 SL (19.0-19.5) GP-29 SL (13.50-14.0) GP-29 SL (15.0-15.50) GP-29 SL (20.0-20.50) GP-29 SL (20.50-21.00) GP-34 SL (21.50-22.0) GP-34 SL (23.5-24.0) GP-34 SL (24.0-24.50) GP-34 SL (24.50-25.0) GP-33 SL (19.5-20) GP-32 SL (13.0-13.50) GP-32 SL (15.75-16.25) GP-32 SL (18.25-18.75) GP-32 SL (18.75-19.25) GP-31 SL (11.5-12.00) GP-31 SL (15-15.5)** GP-31 SL (17.5-18.0) GP-31 SL (18-18.50) GP-30 SL (11.0-11.5) GP-30 SL (17.50-18) GP-30 SL (18.25-18.75) GP-30 SL (18.75-19.25)**	Bromomethane	UJ (all non-detects)	A	Continuing calibration (%D)
FD-1 SL FD-2 SL FD-3 SL TB-1 WT EB-1	Bromomethane Trichlorofluoromethane	UJ (all non-detects) UJ (all non-detects)	A	Continuing calibration (%D)
GP-33 SL (16.5-17.0)**	Vinyl acetate	UJ (all non-detects)	P	Laboratory control samples (%R)
GP-33 SL (19.5-20) GP-32 SL (13.0-13.50) GP-32 SL (15.75-16.25) GP-32 SL (18.25-18.75) GP-32 SL (18.75-19.25) GP-31 SL (11.5-12.00) GP-31 SL (15-15.5)** GP-31 SL (17.5-18.0) GP-31 SL (18-18.50) GP-30 SL (11.0-11.5) GP-30 SL (17.50-18) GP-30 SL (18.25-18.75) GP-30 SL (18.75-19.25)**	Methyl-tert-butyl ether	UJ (all non-detects)	P	Laboratory control samples (%R)

Sample	Compound	Flag	A or P	Reason
GP-33 SL (19.5-20) GP-31 SL (18-18.50)	1,1,2,2-Tetrachloroethane 1,2,3-Trichloropropane trans-1,4-Dichloro-2-butane n-Propylbenzene 2-Chlorotoluene 1,3,5-Trimethylbenzene 4-Chlorotoluene tert-Butylbenzene 1,2,4-Trimethylbenzene sec-Butylbenzene 1,3-Dichlorobenzene p-Isopropyltoluene 1,4-Dichlorobenzene 1,2-Dichlorobenzene n-Butylbenzene 1,2,4-Trichlorobenzene Hexachlorobutadiene Naphthalene 1,2,3-Trichlorobenzene	UJ (all non-detects) UJ (all non-detects) UJ (all non-detects) UJ (all non-detects) UJ (all non-detects) UJ (all non-detects) UJ (all non-detects) UJ (all non-detects) UJ (all non-detects) UJ (all non-detects) UJ (all non-detects) UJ (all non-detects) UJ (all non-detects) UJ (all non-detects) UJ (all non-detects) UJ (all non-detects) UJ (all non-detects) UJ (all non-detects) UJ (all non-detects)	A	Internal standards (area)
GP-32 SL (18.75-19.25) GP-30 SL (18.25-18.75) GP-29 SL (20.50-21.00)	1,1,2,2-Tetrachloroethane 1,2,3-Trichloropropane trans-1,4-Dichloro-2-butane n-Propylbenzene 2-Chlorotoluene 1,3,5-Trimethylbenzene 4-Chlorotoluene tert-Butylbenzene 1,2,4-Trimethylbenzene sec-Butylbenzene 1,3-Dichlorobenzene p-Isopropyltoluene 1,4-Dichlorobenzene 1,2-Dichlorobenzene n-Butylbenzene 1,2,4-Trichlorobenzene Hexachlorobutadiene Naphthalene 1,2,3-Trichlorobenzene	J (all detects) UJ (all non-detects)	P	Internal standards (area)

Former Amphenol Facility, OnSite Soil_GP29 to 34
Volatiles - Laboratory Blank Data Qualification Summary - SDG 50267608

Sample	Compound	Modified Final Concentration	A or P
GP-33 SL (16.5-17.0)**	1,2,3-Trichlorobenzene 1,2,4-Trimethylbenzene 1,4-Dichlorobenzene Chlorobenzene Methylene chloride n-Butylbenzene Naphthalene Xylenes, total	0.0061U mg/Kg 0.0061U mg/Kg 0.0061U mg/Kg 0.0061U mg/Kg 0.024U mg/Kg 0.0061U mg/Kg 0.0061U mg/Kg 0.012U mg/Kg	A
GP-33 SL (18.0-18.5)	1,2,4-Trimethylbenzene Toluene	0.0048U mg/Kg 0.0048U mg/Kg	A
GP-33 SL (19.0-19.5)	1,2,4-Trimethylbenzene Toluene	0.0051U mg/Kg 0.0051U mg/Kg	A

Sample	Compound	Modified Final Concentration	A or P
GP-29 SL (13.50-14.0)	1,2,4-Trimethylbenzene Toluene	0.0051U mg/Kg 0.0051U mg/Kg	A
GP-29 SL (15.0-15.50)	1,2,4-Trimethylbenzene Toluene	0.0050U mg/Kg 0.0050U mg/Kg	A
GP-29 SL (20.0-20.50)	1,2,4-Trimethylbenzene 1,4-Dichlorobenzene Toluene	0.0046U mg/Kg 0.0046U mg/Kg 0.0046U mg/Kg	A
GP-29 SL (20.50-21.00)	Toluene	0.0042U mg/Kg	A
GP-34 SL (21.50-22.0)	Toluene	0.0048U mg/Kg	A
GP-34 SL (23.5-24.0)	1,2,4-Trimethylbenzene 1,4-Dichlorobenzene n-Butylbenzene Naphthalene Toluene	0.0051U mg/Kg 0.0051U mg/Kg 0.0051U mg/Kg 0.0051U mg/Kg 0.0051U mg/Kg	A
GP-34 SL (24.0-24.50)	1,2,4-Trimethylbenzene 1,4-Dichlorobenzene Toluene	0.0045U mg/Kg 0.0045U mg/Kg 0.0045U mg/Kg	A
GP-34 SL (24.50-25.0)	Toluene	0.0041U mg/Kg	A
GP-33 SL (19.5-20)	Xylenes, total	0.0081U mg/Kg	A
GP-31 SL (15-15.5)**	Chlorobenzene Methylene chloride Xylenes, total	0.0041U mg/Kg 0.016U mg/Kg 0.0082U mg/Kg	A
GP-30 SL (11.0-11.5)	Iodomethane	0.10U mg/Kg	A
GP-30 SL (17.50-18)	Xylenes, total	0.0098U mg/Kg	A
GP-30 SL (18.25-18.75)	Xylenes, total	0.010U mg/Kg	A
GP-30 SL (18.75-19.25)**	Chlorobenzene Methylene chloride Xylenes, total	0.0053U mg/Kg 0.021U mg/Kg 0.011U mg/Kg	A
FD-1 SL	Acetone	0.080U mg/Kg	A
FD-2 SL	Acetone	0.11U mg/Kg	A
FD-3 SL	1,2,4-Trimethylbenzene Acetone	0.0045U mg/Kg 0.091U mg/Kg	A

Former Amphenol Facility, OnSite Soil_GP29 to 34
Volatiles - Field Blank Data Qualification Summary - SDG 50267608

No Sample Data Qualified in this SDG

Pace Analytical Services, LLC
7726 Moller Road
Indianapolis, IN 46268
(317)228-3100

ANALYTICAL RESULTS

Project: Amphenol
Pace Project No.: 50267608

Sample: GP-33 SL (16.5-17.0) **Lab ID: 50267608001** Collected: 09/16/20 09:44 Received: 09/17/20 12:35 Matrix: Solid

Results reported on a "dry weight" basis and are adjusted for percent moisture, sample size and any dilutions.

Parameters	Results	Units	Report Limit	MDL	DF	Prepared	Analyzed	CAS No.	Qual
8260 MSV 5035A VOA	Analytical Method: EPA 8260								
	Pace Analytical Services - Indianapolis								
Acetone	**0.018J**	mg/kg	0.12	0.0036	1		09/22/20 04:01	67-64-1	
Acrolein	ND UJ	mg/kg	0.12	0.0059	1		09/22/20 04:01	107-02-8	
Acrylonitrile	ND	mg/kg	0.12	0.0016	1		09/22/20 04:01	107-13-1	
Benzene	ND	mg/kg	0.0061	0.00023	1		09/22/20 04:01	71-43-2	
Bromobenzene	ND	mg/kg	0.0061	0.00017	1		09/22/20 04:01	108-86-1	
Bromochloromethane	ND	mg/kg	0.0061	0.00044	1		09/22/20 04:01	74-97-5	
Bromodichloromethane	ND	mg/kg	0.0061	0.00019	1		09/22/20 04:01	75-27-4	
Bromoform	ND	mg/kg	0.0061	0.00020	1		09/22/20 04:01	75-25-2	
Bromomethane	ND UJ	mg/kg	0.0061	0.00096	1		09/22/20 04:01	74-83-9	
2-Butanone (MEK)	ND	mg/kg	0.030	0.0018	1		09/22/20 04:01	78-93-3	
n-Butylbenzene	**0.00069J**	mg/kg	0.0061 U	0.00025	1		09/22/20 04:01	104-51-8	
sec-Butylbenzene	ND	mg/kg	0.0061	0.00030	1		09/22/20 04:01	135-98-8	
tert-Butylbenzene	ND	mg/kg	0.0061	0.00022	1		09/22/20 04:01	98-06-6	
Carbon disulfide	ND	mg/kg	0.012	0.00052	1		09/22/20 04:01	75-15-0	
Carbon tetrachloride	ND	mg/kg	0.0061	0.00030	1		09/22/20 04:01	56-23-5	
Chlorobenzene	**0.00099J**	mg/kg	0.0061 U	0.00026	1		09/22/20 04:01	108-90-7	
Chloroethane	ND	mg/kg	0.0061	0.00050	1		09/22/20 04:01	75-00-3	
Chloroform	ND	mg/kg	0.0061	0.00026	1		09/22/20 04:01	67-66-3	
Chloromethane	ND	mg/kg	0.0061	0.00044	1		09/22/20 04:01	74-87-3	
2-Chlorotoluene	ND	mg/kg	0.0061	0.00028	1		09/22/20 04:01	95-49-8	
4-Chlorotoluene	ND	mg/kg	0.0061	0.00029	1		09/22/20 04:01	106-43-4	
Dibromochloromethane	ND	mg/kg	0.0061	0.00018	1		09/22/20 04:01	124-48-1	
1,2-Dibromoethane (EDB)	ND	mg/kg	0.0061	0.00016	1		09/22/20 04:01	106-93-4	
Dibromomethane	ND	mg/kg	0.0061	0.00034	1		09/22/20 04:01	74-95-3	
1,2-Dichlorobenzene	ND	mg/kg	0.0061	0.00029	1		09/22/20 04:01	95-50-1	
1,3-Dichlorobenzene	ND	mg/kg	0.0061	0.00032	1		09/22/20 04:01	541-73-1	
1,4-Dichlorobenzene	**0.00037J**	mg/kg	0.0061 U	0.00027	1		09/22/20 04:01	106-46-7	
trans-1,4-Dichloro-2-butene	ND	mg/kg	0.12	0.00035	1		09/22/20 04:01	110-57-6	
Dichlorodifluoromethane	ND UJ	mg/kg	0.0061	0.00042	1		09/22/20 04:01	75-71-8	
1,1-Dichloroethane	ND	mg/kg	0.0061	0.00053	1		09/22/20 04:01	75-34-3	
1,2-Dichloroethane	ND	mg/kg	0.0061	0.00021	1		09/22/20 04:01	107-06-2	
1,1-Dichloroethene	ND	mg/kg	0.0061	0.00035	1		09/22/20 04:01	75-35-4	
cis-1,2-Dichloroethene	ND	mg/kg	0.0061	0.00028	1		09/22/20 04:01	156-59-2	
trans-1,2-Dichloroethene	ND	mg/kg	0.0061	0.00043	1		09/22/20 04:01	156-60-5	
1,2-Dichloropropane	ND	mg/kg	0.0061	0.00022	1		09/22/20 04:01	78-87-5	
1,3-Dichloropropane	ND	mg/kg	0.0061	0.00023	1		09/22/20 04:01	142-28-9	
2,2-Dichloropropane	ND	mg/kg	0.0061	0.00020	1		09/22/20 04:01	594-20-7	
1,1-Dichloropropene	ND	mg/kg	0.0061	0.00027	1		09/22/20 04:01	563-58-6	
cis-1,3-Dichloropropene	ND	mg/kg	0.0061	0.00022	1		09/22/20 04:01	10061-01-5	
trans-1,3-Dichloropropene	ND	mg/kg	0.0061	0.00014	1		09/22/20 04:01	10061-02-6	
Ethylbenzene	**0.00055J**	mg/kg	0.0061	0.00025	1		09/22/20 04:01	100-41-4	
Ethyl methacrylate	ND	mg/kg	0.12	0.00031	1		09/22/20 04:01	97-63-2	
Hexachloro-1,3-butadiene	ND	mg/kg	0.0061	0.00030	1		09/22/20 04:01	87-68-3	
2-Hexanone	ND	mg/kg	0.12	0.0013	1		09/22/20 04:01	591-78-6	

This report shall not be reproduced, except in full,
without the written consent of Pace Analytical Services, LLC.

10/26/20

Pace Analytical Services, LLC
7726 Moller Road
Indianapolis, IN 46268
(317)228-3100

ANALYTICAL RESULTS

Project: Amphenol
Pace Project No.: 50267608

Sample: GP-33 SL (16.5-17.0) **Lab ID: 50267608001** Collected: 09/16/20 09:44 Received: 09/17/20 12:35 Matrix: Solid

Results reported on a "dry weight" basis and are adjusted for percent moisture, sample size and any dilutions.

Parameters	Results	Units	Report Limit	MDL	DF	Prepared	Analyzed	CAS No.	Qual
8260 MSV 5035A VOA	Analytical Method: EPA 8260								
	Pace Analytical Services - Indianapolis								
Iodomethane	ND	mg/kg	0.12	0.0014	1		09/22/20 04:01	74-88-4	
Isopropylbenzene (Cumene)	ND	mg/kg	0.0061	0.00027	1		09/22/20 04:01	98-82-8	
p-Isopropyltoluene	ND	mg/kg	0.0061	0.00025	1		09/22/20 04:01	99-87-6	
Methylene Chloride	**0.012J**	mg/kg	0.024 U	0.0077	1		09/22/20 04:01	75-09-2	
4-Methyl-2-pentanone (MIBK)	ND	mg/kg	0.030	0.0021	1		09/22/20 04:01	108-10-1	
Methyl-tert-butyl ether	ND	mg/kg	0.0061	0.00020	1		09/22/20 04:01	1634-04-4	
Naphthalene	**0.0023J**	mg/kg	0.0061 U	0.00023	1		09/22/20 04:01	91-20-3	
n-Propylbenzene	**0.00041J**	mg/kg	0.0061	0.00028	1		09/22/20 04:01	103-65-1	
Styrene	ND	mg/kg	0.0061	0.00020	1		09/22/20 04:01	100-42-5	
1,1,1,2-Tetrachloroethane	ND	mg/kg	0.0061	0.00016	1		09/22/20 04:01	630-20-6	
1,1,2,2-Tetrachloroethane	ND	mg/kg	0.0061	0.00029	1		09/22/20 04:01	79-34-5	
Tetrachloroethene	ND	mg/kg	0.0061	0.00024	1		09/22/20 04:01	127-18-4	
Toluene	**0.00045J**	mg/kg	0.0061	0.00023	1		09/22/20 04:01	108-88-3	
1,2,3-Trichlorobenzene	**0.00075J**	mg/kg	0.0061 U	0.00032	1		09/22/20 04:01	87-61-6	
1,2,4-Trichlorobenzene	ND	mg/kg	0.0061	0.00030	1		09/22/20 04:01	120-82-1	
1,1,1-Trichloroethane	ND	mg/kg	0.0061	0.00027	1		09/22/20 04:01	71-55-6	
1,1,2-Trichloroethane	ND	mg/kg	0.0061	0.00026	1		09/22/20 04:01	79-00-5	
Trichloroethene	**0.0074**	mg/kg	0.0061	0.00026	1		09/22/20 04:01	79-01-6	
Trichlorofluoromethane	ND	mg/kg	0.0061	0.00048	1		09/22/20 04:01	75-69-4	
1,2,3-Trichloropropane	ND	mg/kg	0.0061	0.00032	1		09/22/20 04:01	96-18-4	
1,2,4-Trimethylbenzene	**0.0018J**	mg/kg	0.0061 U	0.00023	1		09/22/20 04:01	95-63-6	
1,3,5-Trimethylbenzene	**0.00055J**	mg/kg	0.0061	0.00024	1		09/22/20 04:01	108-67-8	
Vinyl acetate	ND UJ	mg/kg	0.12	0.0017	1		09/22/20 04:01	108-05-4	H7,L2
Vinyl chloride	ND	mg/kg	0.0061	0.00043	1		09/22/20 04:01	75-01-4	
Xylene (Total)	**0.0029J**	mg/kg	0.012 U	0.00048	1		09/22/20 04:01	1330-20-7	
Surrogates									
Dibromofluoromethane (S)	111	%.	73-133		1		09/22/20 04:01	1868-53-7	
Toluene-d8 (S)	99	%.	73-130		1		09/22/20 04:01	2037-26-5	
4-Bromofluorobenzene (S)	92	%.	55-129		1		09/22/20 04:01	460-00-4	
Percent Moisture	Analytical Method: SM 2540G								
	Pace Analytical Services - Indianapolis								
Percent Moisture	**18.0**	%	0.10	0.10	1		09/18/20 10:20		N2

REPORT OF LABORATORY ANALYSIS

This report shall not be reproduced, except in full,
without the written consent of Pace Analytical Services, LLC.

10/28/20

Pace Analytical Services, LLC
7726 Moller Road
Indianapolis, IN 46268
(317)228-3100

ANALYTICAL RESULTS

Project: Amphenol
Pace Project No.: 50267608

Sample: GP-33 SL (18-18.5) **Lab ID: 50267608002** Collected: 09/16/20 09:47 Received: 09/17/20 12:35 Matrix: Solid

Results reported on a "dry weight" basis and are adjusted for percent moisture, sample size and any dilutions.

Parameters	Results	Units	Report Limit	MDL	DF	Prepared	Analyzed	CAS No.	Qual
8260 MSV 5035A VOA	Analytical Method: EPA 8260								
	Pace Analytical Services - Indianapolis								
Acetone	**0.013J**	mg/kg	0.095	0.0028	1		09/22/20 14:38	67-64-1	
Acrolein	ND UJ	mg/kg	0.095	0.0046	1		09/22/20 14:38	107-02-8	
Acrylonitrile	ND	mg/kg	0.095	0.0012	1		09/22/20 14:38	107-13-1	
Benzene	ND	mg/kg	0.0048	0.00018	1		09/22/20 14:38	71-43-2	
Bromobenzene	ND	mg/kg	0.0048	0.00013	1		09/22/20 14:38	108-86-1	
Bromochloromethane	ND	mg/kg	0.0048	0.00034	1		09/22/20 14:38	74-97-5	
Bromodichloromethane	ND	mg/kg	0.0048	0.00015	1		09/22/20 14:38	75-27-4	
Bromoform	ND	mg/kg	0.0048	0.00015	1		09/22/20 14:38	75-25-2	
Bromomethane	ND UJ	mg/kg	0.0048	0.00075	1		09/22/20 14:38	74-83-9	
2-Butanone (MEK)	ND	mg/kg	0.024	0.0014	1		09/22/20 14:38	78-93-3	
n-Butylbenzene	ND	mg/kg	0.0048	0.00020	1		09/22/20 14:38	104-51-8	
sec-Butylbenzene	ND	mg/kg	0.0048	0.00023	1		09/22/20 14:38	135-98-8	
tert-Butylbenzene	ND	mg/kg	0.0048	0.00017	1		09/22/20 14:38	98-06-6	
Carbon disulfide	ND	mg/kg	0.0095	0.00041	1		09/22/20 14:38	75-15-0	
Carbon tetrachloride	ND	mg/kg	0.0048	0.00023	1		09/22/20 14:38	56-23-5	
Chlorobenzene	ND	mg/kg	0.0048	0.00021	1		09/22/20 14:38	108-90-7	
Chloroethane	ND	mg/kg	0.0048	0.00039	1		09/22/20 14:38	75-00-3	
Chloroform	ND	mg/kg	0.0048	0.00020	1		09/22/20 14:38	67-66-3	
Chloromethane	ND	mg/kg	0.0048	0.00034	1		09/22/20 14:38	74-87-3	
2-Chlorotoluene	ND	mg/kg	0.0048	0.00022	1		09/22/20 14:38	95-49-8	
4-Chlorotoluene	ND	mg/kg	0.0048	0.00022	1		09/22/20 14:38	106-43-4	
Dibromochloromethane	ND	mg/kg	0.0048	0.00014	1		09/22/20 14:38	124-48-1	
1,2-Dibromoethane (EDB)	ND	mg/kg	0.0048	0.00013	1		09/22/20 14:38	106-93-4	
Dibromomethane	ND	mg/kg	0.0048	0.00027	1		09/22/20 14:38	74-95-3	
1,2-Dichlorobenzene	ND	mg/kg	0.0048	0.00023	1		09/22/20 14:38	95-50-1	
1,3-Dichlorobenzene	ND	mg/kg	0.0048	0.00025	1		09/22/20 14:38	541-73-1	
1,4-Dichlorobenzene	ND	mg/kg	0.0048	0.00021	1		09/22/20 14:38	106-46-7	
trans-1,4-Dichloro-2-butene	ND	mg/kg	0.095	0.00028	1		09/22/20 14:38	110-57-6	
Dichlorodifluoromethane	ND UJ	mg/kg	0.0048	0.00033	1		09/22/20 14:38	75-71-8	
1,1-Dichloroethane	ND	mg/kg	0.0048	0.00042	1		09/22/20 14:38	75-34-3	
1,2-Dichloroethane	ND	mg/kg	0.0048	0.00017	1		09/22/20 14:38	107-06-2	
1,1-Dichloroethene	ND	mg/kg	0.0048	0.00027	1		09/22/20 14:38	75-35-4	
cis-1,2-Dichloroethene	ND	mg/kg	0.0048	0.00022	1		09/22/20 14:38	156-59-2	
trans-1,2-Dichloroethene	ND	mg/kg	0.0048	0.00033	1		09/22/20 14:38	156-60-5	
1,2-Dichloropropane	ND	mg/kg	0.0048	0.00017	1		09/22/20 14:38	78-87-5	
1,3-Dichloropropane	ND	mg/kg	0.0048	0.00018	1		09/22/20 14:38	142-28-9	
2,2-Dichloropropane	ND	mg/kg	0.0048	0.00016	1		09/22/20 14:38	594-20-7	
1,1-Dichloropropene	ND	mg/kg	0.0048	0.00021	1		09/22/20 14:38	563-58-6	
cis-1,3-Dichloropropene	ND	mg/kg	0.0048	0.00017	1		09/22/20 14:38	10061-01-5	
trans-1,3-Dichloropropene	ND	mg/kg	0.0048	0.00011	1		09/22/20 14:38	10061-02-6	
Ethylbenzene	ND	mg/kg	0.0048	0.00020	1		09/22/20 14:38	100-41-4	
Ethyl methacrylate	ND	mg/kg	0.095	0.00024	1		09/22/20 14:38	97-63-2	
Hexachloro-1,3-butadiene	ND	mg/kg	0.0048	0.00023	1		09/22/20 14:38	87-68-3	
2-Hexanone	ND	mg/kg	0.095	0.0010	1		09/22/20 14:38	591-78-6	

This report shall not be reproduced, except in full,
without the written consent of Pace Analytical Services, LLC.

10/26/20

Pace Analytical Services, LLC
7726 Moller Road
Indianapolis, IN 46268
(317)228-3100

ANALYTICAL RESULTS

Project: Amphenol
Pace Project No.: 50267608

Sample: GP-33 SL (18-18.5) **Lab ID: 50267608002** Collected: 09/16/20 09:47 Received: 09/17/20 12:35 Matrix: Solid

Results reported on a "dry weight" basis and are adjusted for percent moisture, sample size and any dilutions.

Parameters	Results	Units	Report Limit	MDL	DF	Prepared	Analyzed	CAS No.	Qual
8260 MSV 5035A VOA	Analytical Method: EPA 8260								
	Pace Analytical Services - Indianapolis								
Iodomethane	ND	mg/kg	0.095	0.0011	1		09/22/20 14:38	74-88-4	
Isopropylbenzene (Cumene)	ND	mg/kg	0.0048	0.00021	1		09/22/20 14:38	98-82-8	
p-Isopropyltoluene	ND	mg/kg	0.0048	0.00020	1		09/22/20 14:38	99-87-6	
Methylene Chloride	ND	mg/kg	0.019	0.0060	1		09/22/20 14:38	75-09-2	
4-Methyl-2-pentanone (MIBK)	ND	mg/kg	0.024	0.0016	1		09/22/20 14:38	108-10-1	
Methyl-tert-butyl ether	ND	mg/kg	0.0048	0.00016	1		09/22/20 14:38	1634-04-4	
Naphthalene	ND	mg/kg	0.0048	0.00018	1		09/22/20 14:38	91-20-3	
n-Propylbenzene	ND	mg/kg	0.0048	0.00022	1		09/22/20 14:38	103-65-1	
Styrene	ND	mg/kg	0.0048	0.00016	1		09/22/20 14:38	100-42-5	
1,1,1,2-Tetrachloroethane	ND	mg/kg	0.0048	0.00013	1		09/22/20 14:38	630-20-6	
1,1,2,2-Tetrachloroethane	ND	mg/kg	0.0048	0.00023	1		09/22/20 14:38	79-34-5	
Tetrachloroethene	ND	mg/kg	0.0048	0.00019	1		09/22/20 14:38	127-18-4	
Toluene	**0.00056J**	mg/kg	0.0048 U	0.00018	1		09/22/20 14:38	108-88-3	
1,2,3-Trichlorobenzene	ND	mg/kg	0.0048	0.00025	1		09/22/20 14:38	87-61-6	
1,2,4-Trichlorobenzene	ND	mg/kg	0.0048	0.00024	1		09/22/20 14:38	120-82-1	
1,1,1-Trichloroethane	ND	mg/kg	0.0048	0.00021	1		09/22/20 14:38	71-55-6	
1,1,2-Trichloroethane	ND	mg/kg	0.0048	0.00020	1		09/22/20 14:38	79-00-5	
Trichloroethene	**0.016**	mg/kg	0.0048	0.00020	1		09/22/20 14:38	79-01-6	
Trichlorofluoromethane	ND	mg/kg	0.0048	0.00037	1		09/22/20 14:38	75-69-4	
1,2,3-Trichloropropane	ND	mg/kg	0.0048	0.00025	1		09/22/20 14:38	96-18-4	
1,2,4-Trimethylbenzene	**0.00031J**	mg/kg	0.0048 U	0.00018	1		09/22/20 14:38	95-63-6	
1,3,5-Trimethylbenzene	ND	mg/kg	0.0048	0.00019	1		09/22/20 14:38	108-67-8	
Vinyl acetate	ND	mg/kg	0.095	0.0013	1		09/22/20 14:38	108-05-4	
Vinyl chloride	ND	mg/kg	0.0048	0.00034	1		09/22/20 14:38	75-01-4	
Xylene (Total)	**0.00099J**	mg/kg	0.0095	0.00038	1		09/22/20 14:38	1330-20-7	
Surrogates									
Dibromofluoromethane (S)	109	%.	73-133		1		09/22/20 14:38	1868-53-7	
Toluene-d8 (S)	101	%.	73-130		1		09/22/20 14:38	2037-26-5	
4-Bromofluorobenzene (S)	92	%.	55-129		1		09/22/20 14:38	460-00-4	
Percent Moisture	Analytical Method: SM 2540G								
	Pace Analytical Services - Indianapolis								
Percent Moisture	**13.3**	%	0.10	0.10	1		09/18/20 10:20		N2

REPORT OF LABORATORY ANALYSIS

This report shall not be reproduced, except in full,
without the written consent of Pace Analytical Services, LLC.

10/26/20

Pace Analytical Services, LLC
7726 Moller Road
Indianapolis, IN 46268
(317)228-3100

ANALYTICAL RESULTS

Project: Amphenol
Pace Project No.: 50267608

Sample: GP-33 SL (19.0-19.5) **Lab ID: 50267608003** Collected: 09/16/20 09:49 Received: 09/17/20 12:35 Matrix: Solid

Results reported on a "dry weight" basis and are adjusted for percent moisture, sample size and any dilutions.

Parameters	Results	Units	Report Limit	MDL	DF	Prepared	Analyzed	CAS No.	Qual
8260 MSV 5035A VOA	Analytical Method: EPA 8260								
	Pace Analytical Services - Indianapolis								
Acetone	**0.014J**	mg/kg	0.10	0.0030	1		09/22/20 15:16	67-64-1	
Acrolein	ND UJ	mg/kg	0.10	0.0049	1		09/22/20 15:16	107-02-8	
Acrylonitrile	ND	mg/kg	0.10	0.0013	1		09/22/20 15:16	107-13-1	
Benzene	ND	mg/kg	0.0051	0.00019	1		09/22/20 15:16	71-43-2	
Bromobenzene	ND	mg/kg	0.0051	0.00014	1		09/22/20 15:16	108-86-1	
Bromochloromethane	ND	mg/kg	0.0051	0.00037	1		09/22/20 15:16	74-97-5	
Bromodichloromethane	ND	mg/kg	0.0051	0.00016	1		09/22/20 15:16	75-27-4	
Bromoform	ND	mg/kg	0.0051	0.00016	1		09/22/20 15:16	75-25-2	
Bromomethane	ND UJ	mg/kg	0.0051	0.00080	1		09/22/20 15:16	74-83-9	
2-Butanone (MEK)	ND	mg/kg	0.025	0.0015	1		09/22/20 15:16	78-93-3	
n-Butylbenzene	ND	mg/kg	0.0051	0.00021	1		09/22/20 15:16	104-51-8	
sec-Butylbenzene	ND	mg/kg	0.0051	0.00024	1		09/22/20 15:16	135-98-8	
tert-Butylbenzene	ND	mg/kg	0.0051	0.00018	1		09/22/20 15:16	98-06-6	
Carbon disulfide	ND	mg/kg	0.010	0.00043	1		09/22/20 15:16	75-15-0	
Carbon tetrachloride	ND	mg/kg	0.0051	0.00025	1		09/22/20 15:16	56-23-5	
Chlorobenzene	ND	mg/kg	0.0051	0.00022	1		09/22/20 15:16	108-90-7	
Chloroethane	ND	mg/kg	0.0051	0.00042	1		09/22/20 15:16	75-00-3	
Chloroform	ND	mg/kg	0.0051	0.00021	1		09/22/20 15:16	67-66-3	
Chloromethane	ND	mg/kg	0.0051	0.00036	1		09/22/20 15:16	74-87-3	
2-Chlorotoluene	ND	mg/kg	0.0051	0.00023	1		09/22/20 15:16	95-49-8	
4-Chlorotoluene	ND	mg/kg	0.0051	0.00024	1		09/22/20 15:16	106-43-4	
Dibromochloromethane	ND	mg/kg	0.0051	0.00015	1		09/22/20 15:16	124-48-1	
1,2-Dibromoethane (EDB)	ND	mg/kg	0.0051	0.00014	1		09/22/20 15:16	106-93-4	
Dibromomethane	ND	mg/kg	0.0051	0.00028	1		09/22/20 15:16	74-95-3	
1,2-Dichlorobenzene	ND	mg/kg	0.0051	0.00024	1		09/22/20 15:16	95-50-1	
1,3-Dichlorobenzene	ND	mg/kg	0.0051	0.00026	1		09/22/20 15:16	541-73-1	
1,4-Dichlorobenzene	ND	mg/kg	0.0051	0.00022	1		09/22/20 15:16	106-46-7	
trans-1,4-Dichloro-2-butene	ND	mg/kg	0.10	0.00029	1		09/22/20 15:16	110-57-6	
Dichlorodifluoromethane	ND UJ	mg/kg	0.0051	0.00035	1		09/22/20 15:16	75-71-8	
1,1-Dichloroethane	ND	mg/kg	0.0051	0.00044	1		09/22/20 15:16	75-34-3	
1,2-Dichloroethane	ND	mg/kg	0.0051	0.00018	1		09/22/20 15:16	107-06-2	
1,1-Dichloroethene	ND	mg/kg	0.0051	0.00029	1		09/22/20 15:16	75-35-4	
cis-1,2-Dichloroethene	ND	mg/kg	0.0051	0.00023	1		09/22/20 15:16	156-59-2	
trans-1,2-Dichloroethene	ND	mg/kg	0.0051	0.00035	1		09/22/20 15:16	156-60-5	
1,2-Dichloropropane	ND	mg/kg	0.0051	0.00018	1		09/22/20 15:16	78-87-5	
1,3-Dichloropropane	ND	mg/kg	0.0051	0.00019	1		09/22/20 15:16	142-28-9	
2,2-Dichloropropane	ND	mg/kg	0.0051	0.00016	1		09/22/20 15:16	594-20-7	
1,1-Dichloropropene	ND	mg/kg	0.0051	0.00022	1		09/22/20 15:16	563-58-6	
cis-1,3-Dichloropropene	ND	mg/kg	0.0051	0.00018	1		09/22/20 15:16	10061-01-5	
trans-1,3-Dichloropropene	ND	mg/kg	0.0051	0.00012	1		09/22/20 15:16	10061-02-6	
Ethylbenzene	**0.00031J**	mg/kg	0.0051	0.00021	1		09/22/20 15:16	100-41-4	
Ethyl methacrylate	ND	mg/kg	0.10	0.00025	1		09/22/20 15:16	97-63-2	
Hexachloro-1,3-butadiene	ND	mg/kg	0.0051	0.00025	1		09/22/20 15:16	87-68-3	
2-Hexanone	ND	mg/kg	0.10	0.0011	1		09/22/20 15:16	591-78-6	

This report shall not be reproduced, except in full,
without the written consent of Pace Analytical Services, LLC.

10/26/20

Pace Analytical Services, LLC
7726 Moller Road
Indianapolis, IN 46268
(317)228-3100

ANALYTICAL RESULTS

Project: Amphenol
Pace Project No.: 50267608

Sample: GP-33 SL (19.0-19.5) **Lab ID: 50267608003** Collected: 09/16/20 09:49 Received: 09/17/20 12:35 Matrix: Solid

Results reported on a "dry weight" basis and are adjusted for percent moisture, sample size and any dilutions.

Parameters	Results	Units	Report Limit	MDL	DF	Prepared	Analyzed	CAS No.	Qual
8260 MSV 5035A VOA	Analytical Method: EPA 8260								
	Pace Analytical Services - Indianapolis								
Iodomethane	ND	mg/kg	0.10	0.0012	1		09/22/20 15:16	74-88-4	
Isopropylbenzene (Cumene)	ND	mg/kg	0.0051	0.00023	1		09/22/20 15:16	98-82-8	
p-Isopropyltoluene	ND	mg/kg	0.0051	0.00021	1		09/22/20 15:16	99-87-6	
Methylene Chloride	ND	mg/kg	0.020	0.0064	1		09/22/20 15:16	75-09-2	
4-Methyl-2-pentanone (MIBK)	ND	mg/kg	0.025	0.0017	1		09/22/20 15:16	108-10-1	
Methyl-tert-butyl ether	ND	mg/kg	0.0051	0.00017	1		09/22/20 15:16	1634-04-4	
Naphthalene	ND	mg/kg	0.0051	0.00019	1		09/22/20 15:16	91-20-3	
n-Propylbenzene	ND	mg/kg	0.0051	0.00023	1		09/22/20 15:16	103-65-1	
Styrene	ND	mg/kg	0.0051	0.00017	1		09/22/20 15:16	100-42-5	
1,1,1,2-Tetrachloroethane	ND	mg/kg	0.0051	0.00014	1		09/22/20 15:16	630-20-6	
1,1,2,2-Tetrachloroethane	ND	mg/kg	0.0051	0.00024	1		09/22/20 15:16	79-34-5	
Tetrachloroethene	ND	mg/kg	0.0051	0.00020	1		09/22/20 15:16	127-18-4	
Toluene	**0.00099J**	mg/kg	0.0051 U	0.00019	1		09/22/20 15:16	108-88-3	
1,2,3-Trichlorobenzene	ND	mg/kg	0.0051	0.00027	1		09/22/20 15:16	87-61-6	
1,2,4-Trichlorobenzene	ND	mg/kg	0.0051	0.00025	1		09/22/20 15:16	120-82-1	
1,1,1-Trichloroethane	ND	mg/kg	0.0051	0.00022	1		09/22/20 15:16	71-55-6	
1,1,2-Trichloroethane	ND	mg/kg	0.0051	0.00022	1		09/22/20 15:16	79-00-5	
Trichloroethene	**0.039**	mg/kg	0.0051	0.00021	1		09/22/20 15:16	79-01-6	
Trichlorofluoromethane	ND	mg/kg	0.0051	0.00040	1		09/22/20 15:16	75-69-4	
1,2,3-Trichloropropane	ND	mg/kg	0.0051	0.00027	1		09/22/20 15:16	96-18-4	
1,2,4-Trimethylbenzene	**0.00048J**	mg/kg	0.0051 U	0.00019	1		09/22/20 15:16	95-63-6	
1,3,5-Trimethylbenzene	ND	mg/kg	0.0051	0.00020	1		09/22/20 15:16	108-67-8	
Vinyl acetate	ND	mg/kg	0.10	0.0014	1		09/22/20 15:16	108-05-4	
Vinyl chloride	ND	mg/kg	0.0051	0.00036	1		09/22/20 15:16	75-01-4	
Xylene (Total)	**0.0012J**	mg/kg	0.010	0.00040	1		09/22/20 15:16	1330-20-7	
Surrogates									
Dibromofluoromethane (S)	112	%.	73-133		1		09/22/20 15:16	1868-53-7	
Toluene-d8 (S)	102	%.	73-130		1		09/22/20 15:16	2037-26-5	
4-Bromofluorobenzene (S)	84	%.	55-129		1		09/22/20 15:16	460-00-4	
Percent Moisture	Analytical Method: SM 2540G								
	Pace Analytical Services - Indianapolis								
Percent Moisture	**9.8**	%	0.10	0.10	1		09/18/20 10:21		N2

REPORT OF LABORATORY ANALYSIS

This report shall not be reproduced, except in full,
without the written consent of Pace Analytical Services, LLC.

10/26/20 8

Pace Analytical Services, LLC
7726 Moller Road
Indianapolis, IN 46268
(317)228-3100

ANALYTICAL RESULTS

Project: Amphenol
Pace Project No.: 50267608

Sample: GP-33 SL (19.5-20) **Lab ID: 50267608004** Collected: 09/16/20 09:51 Received: 09/17/20 12:35 Matrix: Solid

Results reported on a "dry weight" basis and are adjusted for percent moisture, sample size and any dilutions.

Parameters	Results	Units	Report Limit	MDL	DF	Prepared	Analyzed	CAS No.	Qual
8260 MSV 5035A VOA	Analytical Method: EPA 8260								
	Pace Analytical Services - Indianapolis								
Acetone	**0.011J**	mg/kg	0.081	0.0037	1		09/22/20 00:33	67-64-1	
Acrolein	ND	mg/kg	0.081	0.0044	1		09/22/20 00:33	107-02-8	
Acrylonitrile	ND	mg/kg	0.081	0.0019	1		09/22/20 00:33	107-13-1	
Benzene	ND	mg/kg	0.0041	0.00033	1		09/22/20 00:33	71-43-2	
Bromobenzene	ND	mg/kg	0.0041	0.00033	1		09/22/20 00:33	108-86-1	
Bromochloromethane	ND	mg/kg	0.0041	0.00047	1		09/22/20 00:33	74-97-5	
Bromodichloromethane	ND	mg/kg	0.0041	0.00032	1		09/22/20 00:33	75-27-4	
Bromoform	ND	mg/kg	0.0041	0.00029	1		09/22/20 00:33	75-25-2	
Bromomethane	ND UJ	mg/kg	0.0041	0.0012	1		09/22/20 00:33	74-83-9	
2-Butanone (MEK)	ND	mg/kg	0.020	0.0021	1		09/22/20 00:33	78-93-3	
n-Butylbenzene	ND UJ	mg/kg	0.0041	0.00018	1		09/22/20 00:33	104-51-8	
sec-Butylbenzene	ND	mg/kg	0.0041	0.00021	1		09/22/20 00:33	135-98-8	
tert-Butylbenzene	ND	mg/kg	0.0041	0.00022	1		09/22/20 00:33	98-06-6	
Carbon disulfide	ND	mg/kg	0.0081	0.00032	1		09/22/20 00:33	75-15-0	
Carbon tetrachloride	ND	mg/kg	0.0041	0.00031	1		09/22/20 00:33	56-23-5	
Chlorobenzene	ND	mg/kg	0.0041	0.00031	1		09/22/20 00:33	108-90-7	
Chloroethane	ND UJ	mg/kg	0.0041	0.00033	1		09/22/20 00:33	75-00-3	
Chloroform	ND	mg/kg	0.0041	0.00033	1		09/22/20 00:33	67-66-3	
Chloromethane	ND	mg/kg	0.0041	0.00016	1		09/22/20 00:33	74-87-3	
2-Chlorotoluene	ND UJ	mg/kg	0.0041	0.00025	1		09/22/20 00:33	95-49-8	
4-Chlorotoluene	ND	mg/kg	0.0041	0.00023	1		09/22/20 00:33	106-43-4	
Dibromochloromethane	ND	mg/kg	0.0041	0.00032	1		09/22/20 00:33	124-48-1	
1,2-Dibromoethane (EDB)	ND	mg/kg	0.0041	0.00035	1		09/22/20 00:33	106-93-4	
Dibromomethane	ND	mg/kg	0.0041	0.00041	1		09/22/20 00:33	74-95-3	
1,2-Dichlorobenzene	ND UJ	mg/kg	0.0041	0.00031	1		09/22/20 00:33	95-50-1	
1,3-Dichlorobenzene	ND	mg/kg	0.0041	0.00028	1		09/22/20 00:33	541-73-1	
1,4-Dichlorobenzene	ND	mg/kg	0.0041	0.00026	1		09/22/20 00:33	106-46-7	
trans-1,4-Dichloro-2-butene	ND UJ	mg/kg	0.081	0.00018	1		09/22/20 00:33	110-57-6	
Dichlorodifluoromethane	ND UJ	mg/kg	0.0041	0.00031	1		09/22/20 00:33	75-71-8	
1,1-Dichloroethane	ND	mg/kg	0.0041	0.00032	1		09/22/20 00:33	75-34-3	
1,2-Dichloroethane	ND	mg/kg	0.0041	0.00036	1		09/22/20 00:33	107-06-2	
1,1-Dichloroethene	ND	mg/kg	0.0041	0.00029	1		09/22/20 00:33	75-35-4	
cis-1,2-Dichloroethene	**0.012**	mg/kg	0.0041	0.00035	1		09/22/20 00:33	156-59-2	
trans-1,2-Dichloroethene	**0.0015J**	mg/kg	0.0041	0.00029	1		09/22/20 00:33	156-60-5	
1,2-Dichloropropane	ND	mg/kg	0.0041	0.00038	1		09/22/20 00:33	78-87-5	
1,3-Dichloropropane	ND	mg/kg	0.0041	0.00037	1		09/22/20 00:33	142-28-9	
2,2-Dichloropropane	ND	mg/kg	0.0041	0.00026	1		09/22/20 00:33	594-20-7	
1,1-Dichloropropene	ND	mg/kg	0.0041	0.00027	1		09/22/20 00:33	563-58-6	
cis-1,3-Dichloropropene	ND	mg/kg	0.0041	0.00027	1		09/22/20 00:33	10061-01-5	
trans-1,3-Dichloropropene	ND	mg/kg	0.0041	0.00027	1		09/22/20 00:33	10061-02-6	
Ethylbenzene	ND	mg/kg	0.0041	0.00031	1		09/22/20 00:33	100-41-4	
Ethyl methacrylate	ND	mg/kg	0.081	0.00019	1		09/22/20 00:33	97-63-2	
Hexachloro-1,3-butadiene	ND UJ	mg/kg	0.0041	0.00020	1		09/22/20 00:33	87-68-3	
2-Hexanone	ND	mg/kg	0.081	0.0017	1		09/22/20 00:33	591-78-6	

REPORT OF LABORATORY ANALYSIS

This report shall not be reproduced, except in full,
without the written consent of Pace Analytical Services, LLC.

10/26/20

Pace Analytical Services, LLC
7726 Moller Road
Indianapolis, IN 46268
(317)228-3100

ANALYTICAL RESULTS

Project: Amphenol
Pace Project No.: 50267608

Sample: GP-33 SL (19.5-20) **Lab ID: 50267608004** Collected: 09/16/20 09:51 Received: 09/17/20 12:35 Matrix: Solid

Results reported on a "dry weight" basis and are adjusted for percent moisture, sample size and any dilutions.

Parameters	Results	Units	Report Limit	MDL	DF	Prepared	Analyzed	CAS No.	Qual
8260 MSV 5035A VOA	Analytical Method: EPA 8260								
	Pace Analytical Services - Indianapolis								
Iodomethane	ND	mg/kg	0.081	0.0024	1		09/22/20 00:33	74-88-4	
Isopropylbenzene (Cumene)	ND	mg/kg	0.0041	0.00024	1		09/22/20 00:33	98-82-8	
p-Isopropyltoluene	ND UJ	mg/kg	0.0041	0.00023	1		09/22/20 00:33	99-87-6	
Methylene Chloride	ND	mg/kg	0.016	0.00085	1		09/22/20 00:33	75-09-2	
4-Methyl-2-pentanone (MIBK)	ND	mg/kg	0.020	0.0020	1		09/22/20 00:33	108-10-1	
Methyl-tert-butyl ether	ND UJ	mg/kg	0.0041	0.00028	1		09/22/20 00:33	1634-04-4	L2
Naphthalene	ND	mg/kg	0.0041	0.00028	1		09/22/20 00:33	91-20-3	
n-Propylbenzene	ND	mg/kg	0.0041	0.00023	1		09/22/20 00:33	103-65-1	
Styrene	ND	mg/kg	0.0041	0.00027	1		09/22/20 00:33	100-42-5	
1,1,1,2-Tetrachloroethane	ND	mg/kg	0.0041	0.00028	1		09/22/20 00:33	630-20-6	
1,1,2,2-Tetrachloroethane	ND UJ	mg/kg	0.0041	0.00035	1		09/22/20 00:33	79-34-5	
Tetrachloroethene	ND	mg/kg	0.0041	0.00019	1		09/22/20 00:33	127-18-4	
Toluene	**0.00073J**	mg/kg	0.0041	0.00033	1		09/22/20 00:33	108-88-3	
1,2,3-Trichlorobenzene	ND UJ	mg/kg	0.0041	0.00023	1		09/22/20 00:33	87-61-6	
1,2,4-Trichlorobenzene	ND UJ	mg/kg	0.0041	0.00019	1		09/22/20 00:33	120-82-1	
1,1,1-Trichloroethane	**0.016**	mg/kg	0.0041	0.00029	1		09/22/20 00:33	71-55-6	
1,1,2-Trichloroethane	ND	mg/kg	0.0041	0.00036	1		09/22/20 00:33	79-00-5	
Trichloroethene	**0.66**	mg/kg	0.20	0.0083	50		09/25/20 05:40	79-01-6	
Trichlorofluoromethane	ND	mg/kg	0.0041	0.00044	1		09/22/20 00:33	75-69-4	
1,2,3-Trichloropropane	ND UJ	mg/kg	0.0041	0.00025	1		09/22/20 00:33	96-18-4	
1,2,4-Trimethylbenzene	ND	mg/kg	0.0041	0.00024	1		09/22/20 00:33	95-63-6	
1,3,5-Trimethylbenzene	ND	mg/kg	0.0041	0.00022	1		09/22/20 00:33	108-67-8	
Vinyl acetate	ND UJ	mg/kg	0.081	0.00075	1		09/22/20 00:33	108-05-4	
Vinyl chloride	ND	mg/kg	0.0041	0.00024	1		09/22/20 00:33	75-01-4	
Xylene (Total)	**0.00056J**	mg/kg	0.0081 U	0.00054	1		09/22/20 00:33	1330-20-7	
Surrogates									
Dibromofluoromethane (S)	105	%.	73-133		1		09/22/20 00:33	1868-53-7	
Toluene-d8 (S)	115	%.	73-130		1		09/22/20 00:33	2037-26-5	
4-Bromofluorobenzene (S)	79	%.	55-129		1		09/22/20 00:33	460-00-4	
Percent Moisture	Analytical Method: SM 2540G								
	Pace Analytical Services - Indianapolis								
Percent Moisture	**9.2**	%	0.10	0.10	1		09/18/20 10:21		N2

REPORT OF LABORATORY ANALYSIS

This report shall not be reproduced, except in full,
without the written consent of Pace Analytical Services, LLC.

10/26/20

Pace Analytical Services, LLC
7726 Moller Road
Indianapolis, IN 46268
(317)228-3100

ANALYTICAL RESULTS

Project: Amphenol
Pace Project No.: 50267608

Sample: GP-32 SL (13.0-13.5) **Lab ID: 50267608005** Collected: 09/16/20 11:36 Received: 09/17/20 12:35 Matrix: Solid

Results reported on a "dry weight" basis and are adjusted for percent moisture, sample size and any dilutions.

Parameters	Results	Units	Report Limit	MDL	DF	Prepared	Analyzed	CAS No.	Qual
8260 MSV 5035A VOA	Analytical Method: EPA 8260								
	Pace Analytical Services - Indianapolis								
Acetone	**0.0064J**	mg/kg	0.075	0.0034	1		09/22/20 01:11	67-64-1	
Acrolein	ND	mg/kg	0.075	0.0040	1		09/22/20 01:11	107-02-8	
Acrylonitrile	ND	mg/kg	0.075	0.0018	1		09/22/20 01:11	107-13-1	
Benzene	ND	mg/kg	0.0037	0.00030	1		09/22/20 01:11	71-43-2	
Bromobenzene	ND	mg/kg	0.0037	0.00030	1		09/22/20 01:11	108-86-1	
Bromochloromethane	ND	mg/kg	0.0037	0.00043	1		09/22/20 01:11	74-97-5	
Bromodichloromethane	ND	mg/kg	0.0037	0.00029	1		09/22/20 01:11	75-27-4	
Bromoform	ND	mg/kg	0.0037	0.00027	1		09/22/20 01:11	75-25-2	
Bromomethane	ND	US mg/kg	0.0037	0.0011	1		09/22/20 01:11	74-83-9	
2-Butanone (MEK)	ND	mg/kg	0.019	0.0019	1		09/22/20 01:11	78-93-3	
n-Butylbenzene	ND	mg/kg	0.0037	0.00017	1		09/22/20 01:11	104-51-8	
sec-Butylbenzene	ND	mg/kg	0.0037	0.00019	1		09/22/20 01:11	135-98-8	
tert-Butylbenzene	ND	mg/kg	0.0037	0.00020	1		09/22/20 01:11	98-06-6	
Carbon disulfide	ND	mg/kg	0.0075	0.00029	1		09/22/20 01:11	75-15-0	
Carbon tetrachloride	ND	mg/kg	0.0037	0.00029	1		09/22/20 01:11	56-23-5	
Chlorobenzene	ND	mg/kg	0.0037	0.00029	1		09/22/20 01:11	108-90-7	
Chloroethane	ND	US mg/kg	0.0037	0.00030	1		09/22/20 01:11	75-00-3	
Chloroform	ND	mg/kg	0.0037	0.00030	1		09/22/20 01:11	67-66-3	
Chloromethane	ND	mg/kg	0.0037	0.00015	1		09/22/20 01:11	74-87-3	
2-Chlorotoluene	ND	mg/kg	0.0037	0.00023	1		09/22/20 01:11	95-49-8	
4-Chlorotoluene	ND	mg/kg	0.0037	0.00021	1		09/22/20 01:11	106-43-4	
Dibromochloromethane	ND	mg/kg	0.0037	0.00030	1		09/22/20 01:11	124-48-1	
1,2-Dibromoethane (EDB)	ND	mg/kg	0.0037	0.00033	1		09/22/20 01:11	106-93-4	
Dibromomethane	ND	mg/kg	0.0037	0.00038	1		09/22/20 01:11	74-95-3	
1,2-Dichlorobenzene	ND	mg/kg	0.0037	0.00029	1		09/22/20 01:11	95-50-1	
1,3-Dichlorobenzene	ND	mg/kg	0.0037	0.00025	1		09/22/20 01:11	541-73-1	
1,4-Dichlorobenzene	ND	mg/kg	0.0037	0.00024	1		09/22/20 01:11	106-46-7	
trans-1,4-Dichloro-2-butene	ND	mg/kg	0.075	0.00016	1		09/22/20 01:11	110-57-6	
Dichlorodifluoromethane	ND	US mg/kg	0.0037	0.00028	1		09/22/20 01:11	75-71-8	
1,1-Dichloroethane	ND	mg/kg	0.0037	0.00029	1		09/22/20 01:11	75-34-3	
1,2-Dichloroethane	ND	mg/kg	0.0037	0.00033	1		09/22/20 01:11	107-06-2	
1,1-Dichloroethene	ND	mg/kg	0.0037	0.00027	1		09/22/20 01:11	75-35-4	
cis-1,2-Dichloroethene	ND	mg/kg	0.0037	0.00032	1		09/22/20 01:11	156-59-2	
trans-1,2-Dichloroethene	ND	mg/kg	0.0037	0.00026	1		09/22/20 01:11	156-60-5	
1,2-Dichloropropane	ND	mg/kg	0.0037	0.00035	1		09/22/20 01:11	78-87-5	
1,3-Dichloropropane	ND	mg/kg	0.0037	0.00034	1		09/22/20 01:11	142-28-9	
2,2-Dichloropropane	ND	mg/kg	0.0037	0.00024	1		09/22/20 01:11	594-20-7	
1,1-Dichloropropene	ND	mg/kg	0.0037	0.00025	1		09/22/20 01:11	563-58-6	
cis-1,3-Dichloropropene	ND	mg/kg	0.0037	0.00025	1		09/22/20 01:11	10061-01-5	
trans-1,3-Dichloropropene	ND	mg/kg	0.0037	0.00025	1		09/22/20 01:11	10061-02-6	
Ethylbenzene	ND	mg/kg	0.0037	0.00028	1		09/22/20 01:11	100-41-4	
Ethyl methacrylate	ND	mg/kg	0.075	0.00017	1		09/22/20 01:11	97-63-2	
Hexachloro-1,3-butadiene	ND	mg/kg	0.0037	0.00019	1		09/22/20 01:11	87-68-3	
2-Hexanone	ND	mg/kg	0.075	0.0015	1		09/22/20 01:11	591-78-6	

This report shall not be reproduced, except in full,
without the written consent of Pace Analytical Services, LLC.

10/26/20

Pace Analytical Services, LLC
7726 Moller Road
Indianapolis, IN 46268
(317)228-3100

ANALYTICAL RESULTS

Project: Amphenol
Pace Project No.: 50267608

Sample: GP-32 SL (13.0-13.5) **Lab ID: 50267608005** Collected: 09/16/20 11:36 Received: 09/17/20 12:35 Matrix: Solid

Results reported on a "dry weight" basis and are adjusted for percent moisture, sample size and any dilutions.

Parameters	Results	Units	Report Limit	MDL	DF	Prepared	Analyzed	CAS No.	Qual
8260 MSV 5035A VOA	Analytical Method: EPA 8260								
	Pace Analytical Services - Indianapolis								
Iodomethane	ND	mg/kg	0.075	0.0022	1		09/22/20 01:11	74-88-4	
Isopropylbenzene (Cumene)	ND	mg/kg	0.0037	0.00022	1		09/22/20 01:11	98-82-8	
p-Isopropyltoluene	ND	mg/kg	0.0037	0.00021	1		09/22/20 01:11	99-87-6	
Methylene Chloride	ND	mg/kg	0.015	0.00078	1		09/22/20 01:11	75-09-2	
4-Methyl-2-pentanone (MIBK)	ND	mg/kg	0.019	0.0018	1		09/22/20 01:11	108-10-1	
Methyl-tert-butyl ether	ND US	mg/kg	0.0037	0.00025	1		09/22/20 01:11	1634-04-4	L2
Naphthalene	ND	mg/kg	0.0037	0.00026	1		09/22/20 01:11	91-20-3	
n-Propylbenzene	ND	mg/kg	0.0037	0.00021	1		09/22/20 01:11	103-65-1	
Styrene	ND	mg/kg	0.0037	0.00024	1		09/22/20 01:11	100-42-5	
1,1,1,2-Tetrachloroethane	ND	mg/kg	0.0037	0.00026	1		09/22/20 01:11	630-20-6	
1,1,2,2-Tetrachloroethane	ND	mg/kg	0.0037	0.00032	1		09/22/20 01:11	79-34-5	
Tetrachloroethene	ND	mg/kg	0.0037	0.00017	1		09/22/20 01:11	127-18-4	
Toluene	**0.00057J**	mg/kg	0.0037	0.00030	1		09/22/20 01:11	108-88-3	
1,2,3-Trichlorobenzene	ND	mg/kg	0.0037	0.00021	1		09/22/20 01:11	87-61-6	
1,2,4-Trichlorobenzene	ND	mg/kg	0.0037	0.00017	1		09/22/20 01:11	120-82-1	
1,1,1-Trichloroethane	ND	mg/kg	0.0037	0.00027	1		09/22/20 01:11	71-55-6	
1,1,2-Trichloroethane	ND	mg/kg	0.0037	0.00033	1		09/22/20 01:11	79-00-5	
Trichloroethene	**0.026**	mg/kg	0.0037	0.00027	1		09/22/20 01:11	79-01-6	
Trichlorofluoromethane	ND	mg/kg	0.0037	0.00041	1		09/22/20 01:11	75-69-4	
1,2,3-Trichloropropane	ND	mg/kg	0.0037	0.00023	1		09/22/20 01:11	96-18-4	
1,2,4-Trimethylbenzene	ND	mg/kg	0.0037	0.00022	1		09/22/20 01:11	95-63-6	
1,3,5-Trimethylbenzene	ND	mg/kg	0.0037	0.00020	1		09/22/20 01:11	108-67-8	
Vinyl acetate	ND US	mg/kg	0.075	0.00069	1		09/22/20 01:11	108-05-4	
Vinyl chloride	ND	mg/kg	0.0037	0.00022	1		09/22/20 01:11	75-01-4	
Xylene (Total)	ND	mg/kg	0.0075	0.00050	1		09/22/20 01:11	1330-20-7	
Surrogates									
Dibromofluoromethane (S)	105	%.	73-133		1		09/22/20 01:11	1868-53-7	
Toluene-d8 (S)	104	%.	73-130		1		09/22/20 01:11	2037-26-5	
4-Bromofluorobenzene (S)	92	%.	55-129		1		09/22/20 01:11	460-00-4	
Percent Moisture	Analytical Method: SM 2540G								
	Pace Analytical Services - Indianapolis								
Percent Moisture	**8.2**	%	0.10	0.10	1		09/18/20 10:21		N2

This report shall not be reproduced, except in full,
without the written consent of Pace Analytical Services, LLC.

10/26/20

Pace Analytical Services, LLC
7726 Moller Road
Indianapolis, IN 46268
(317)228-3100

ANALYTICAL RESULTS

Project: Amphenol
Pace Project No.: 50267608

Sample: GP-32 SL (15.75-16.25) **Lab ID: 50267608006** Collected: 09/16/20 11:33 Received: 09/17/20 12:35 Matrix: Solid

Results reported on a "dry weight" basis and are adjusted for percent moisture, sample size and any dilutions.

Parameters	Results	Units	Report Limit	MDL	DF	Prepared	Analyzed	CAS No.	Qual
8260 MSV 5035A VOA	Analytical Method: EPA 8260								
	Pace Analytical Services - Indianapolis								
Acetone	**0.011J**	mg/kg	0.099	0.0046	1		09/22/20 01:49	67-64-1	
Acrolein	ND	mg/kg	0.099	0.0053	1		09/22/20 01:49	107-02-8	
Acrylonitrile	ND	mg/kg	0.099	0.0023	1		09/22/20 01:49	107-13-1	
Benzene	ND	mg/kg	0.0050	0.00040	1		09/22/20 01:49	71-43-2	
Bromobenzene	ND	mg/kg	0.0050	0.00040	1		09/22/20 01:49	108-86-1	
Bromochloromethane	ND	mg/kg	0.0050	0.00057	1		09/22/20 01:49	74-97-5	
Bromodichloromethane	ND	mg/kg	0.0050	0.00038	1		09/22/20 01:49	75-27-4	
Bromoform	ND	mg/kg	0.0050	0.00035	1		09/22/20 01:49	75-25-2	
Bromomethane	ND UJ	mg/kg	0.0050	0.0015	1		09/22/20 01:49	74-83-9	
2-Butanone (MEK)	ND	mg/kg	0.025	0.0025	1		09/22/20 01:49	78-93-3	
n-Butylbenzene	ND	mg/kg	0.0050	0.00022	1		09/22/20 01:49	104-51-8	
sec-Butylbenzene	ND	mg/kg	0.0050	0.00025	1		09/22/20 01:49	135-98-8	
tert-Butylbenzene	ND	mg/kg	0.0050	0.00027	1		09/22/20 01:49	98-06-6	
Carbon disulfide	ND	mg/kg	0.0099	0.00038	1		09/22/20 01:49	75-15-0	
Carbon tetrachloride	ND	mg/kg	0.0050	0.00038	1		09/22/20 01:49	56-23-5	
Chlorobenzene	ND	mg/kg	0.0050	0.00038	1		09/22/20 01:49	108-90-7	
Chloroethane	ND UJ	mg/kg	0.0050	0.00040	1		09/22/20 01:49	75-00-3	
Chloroform	ND	mg/kg	0.0050	0.00040	1		09/22/20 01:49	67-66-3	
Chloromethane	ND	mg/kg	0.0050	0.00020	1		09/22/20 01:49	74-87-3	
2-Chlorotoluene	ND	mg/kg	0.0050	0.00031	1		09/22/20 01:49	95-49-8	
4-Chlorotoluene	ND	mg/kg	0.0050	0.00028	1		09/22/20 01:49	106-43-4	
Dibromochloromethane	ND	mg/kg	0.0050	0.00039	1		09/22/20 01:49	124-48-1	
1,2-Dibromoethane (EDB)	ND	mg/kg	0.0050	0.00043	1		09/22/20 01:49	106-93-4	
Dibromomethane	ND	mg/kg	0.0050	0.00050	1		09/22/20 01:49	74-95-3	
1,2-Dichlorobenzene	ND	mg/kg	0.0050	0.00038	1		09/22/20 01:49	95-50-1	
1,3-Dichlorobenzene	ND	mg/kg	0.0050	0.00034	1		09/22/20 01:49	541-73-1	
1,4-Dichlorobenzene	ND	mg/kg	0.0050	0.00032	1		09/22/20 01:49	106-46-7	
trans-1,4-Dichloro-2-butene	ND	mg/kg	0.099	0.00022	1		09/22/20 01:49	110-57-6	
Dichlorodifluoromethane	ND UJ	mg/kg	0.0050	0.00038	1		09/22/20 01:49	75-71-8	
1,1-Dichloroethane	ND	mg/kg	0.0050	0.00039	1		09/22/20 01:49	75-34-3	
1,2-Dichloroethane	ND	mg/kg	0.0050	0.00044	1		09/22/20 01:49	107-06-2	
1,1-Dichloroethene	ND	mg/kg	0.0050	0.00035	1		09/22/20 01:49	75-35-4	
cis-1,2-Dichloroethene	ND	mg/kg	0.0050	0.00043	1		09/22/20 01:49	156-59-2	
trans-1,2-Dichloroethene	ND	mg/kg	0.0050	0.00035	1		09/22/20 01:49	156-60-5	
1,2-Dichloropropane	ND	mg/kg	0.0050	0.00046	1		09/22/20 01:49	78-87-5	
1,3-Dichloropropane	ND	mg/kg	0.0050	0.00045	1		09/22/20 01:49	142-28-9	
2,2-Dichloropropane	ND	mg/kg	0.0050	0.00032	1		09/22/20 01:49	594-20-7	
1,1-Dichloropropene	ND	mg/kg	0.0050	0.00033	1		09/22/20 01:49	563-58-6	
cis-1,3-Dichloropropene	ND	mg/kg	0.0050	0.00033	1		09/22/20 01:49	10061-01-5	
trans-1,3-Dichloropropene	ND	mg/kg	0.0050	0.00033	1		09/22/20 01:49	10061-02-6	
Ethylbenzene	ND	mg/kg	0.0050	0.00037	1		09/22/20 01:49	100-41-4	
Ethyl methacrylate	ND	mg/kg	0.099	0.00023	1		09/22/20 01:49	97-63-2	
Hexachloro-1,3-butadiene	ND	mg/kg	0.0050	0.00025	1		09/22/20 01:49	87-68-3	
2-Hexanone	ND	mg/kg	0.099	0.0020	1		09/22/20 01:49	591-78-6	

This report shall not be reproduced, except in full,
without the written consent of Pace Analytical Services, LLC.

10/26/20

Pace Analytical Services, LLC
7726 Moller Road
Indianapolis, IN 46268
(317)228-3100

ANALYTICAL RESULTS

Project: Amphenol
Pace Project No.: 50267608

Sample: GP-32 SL (15.75-16.25) **Lab ID: 50267608006** Collected: 09/16/20 11:33 Received: 09/17/20 12:35 Matrix: Solid

Results reported on a "dry weight" basis and are adjusted for percent moisture, sample size and any dilutions.

Parameters	Results	Units	Report Limit	MDL	DF	Prepared	Analyzed	CAS No.	Qual
8260 MSV 5035A VOA	Analytical Method: EPA 8260								
	Pace Analytical Services - Indianapolis								
Iodomethane	ND	mg/kg	0.099	0.0029	1		09/22/20 01:49	74-88-4	
Isopropylbenzene (Cumene)	ND	mg/kg	0.0050	0.00030	1		09/22/20 01:49	98-82-8	
p-Isopropyltoluene	ND	mg/kg	0.0050	0.00028	1		09/22/20 01:49	99-87-6	
Methylene Chloride	ND	mg/kg	0.020	0.0010	1		09/22/20 01:49	75-09-2	
4-Methyl-2-pentanone (MIBK)	ND	mg/kg	0.025	0.0024	1		09/22/20 01:49	108-10-1	
Methyl-tert-butyl ether	ND UJ	mg/kg	0.0050	0.00033	1		09/22/20 01:49	1634-04-4	L2
Naphthalene	ND	mg/kg	0.0050	0.00034	1		09/22/20 01:49	91-20-3	
n-Propylbenzene	ND	mg/kg	0.0050	0.00027	1		09/22/20 01:49	103-65-1	
Styrene	ND	mg/kg	0.0050	0.00032	1		09/22/20 01:49	100-42-5	
1,1,1,2-Tetrachloroethane	ND	mg/kg	0.0050	0.00034	1		09/22/20 01:49	630-20-6	
1,1,2,2-Tetrachloroethane	ND	mg/kg	0.0050	0.00043	1		09/22/20 01:49	79-34-5	
Tetrachloroethene	ND	mg/kg	0.0050	0.00023	1		09/22/20 01:49	127-18-4	
Toluene	**0.00051J**	mg/kg	0.0050	0.00040	1		09/22/20 01:49	108-88-3	
1,2,3-Trichlorobenzene	ND	mg/kg	0.0050	0.00028	1		09/22/20 01:49	87-61-6	
1,2,4-Trichlorobenzene	ND	mg/kg	0.0050	0.00023	1		09/22/20 01:49	120-82-1	
1,1,1-Trichloroethane	ND	mg/kg	0.0050	0.00035	1		09/22/20 01:49	71-55-6	
1,1,2-Trichloroethane	ND	mg/kg	0.0050	0.00044	1		09/22/20 01:49	79-00-5	
Trichloroethene	**0.034**	mg/kg	0.0050	0.00035	1		09/22/20 01:49	79-01-6	
Trichlorofluoromethane	ND	mg/kg	0.0050	0.00054	1		09/22/20 01:49	75-69-4	
1,2,3-Trichloropropane	ND	mg/kg	0.0050	0.00030	1		09/22/20 01:49	96-18-4	
1,2,4-Trimethylbenzene	ND	mg/kg	0.0050	0.00029	1		09/22/20 01:49	95-63-6	
1,3,5-Trimethylbenzene	ND	mg/kg	0.0050	0.00027	1		09/22/20 01:49	108-67-8	
Vinyl acetate	ND UJ	mg/kg	0.099	0.00092	1		09/22/20 01:49	108-05-4	
Vinyl chloride	ND	mg/kg	0.0050	0.00029	1		09/22/20 01:49	75-01-4	
Xylene (Total)	ND	mg/kg	0.0099	0.00066	1		09/22/20 01:49	1330-20-7	
Surrogates									
Dibromofluoromethane (S)	104	%.	73-133		1		09/22/20 01:49	1868-53-7	
Toluene-d8 (S)	104	%.	73-130		1		09/22/20 01:49	2037-26-5	
4-Bromofluorobenzene (S)	93	%.	55-129		1		09/22/20 01:49	460-00-4	
Percent Moisture	Analytical Method: SM 2540G								
	Pace Analytical Services - Indianapolis								
Percent Moisture	**15.5**	%	0.10	0.10	1		09/18/20 10:21		N2

This report shall not be reproduced, except in full,
without the written consent of Pace Analytical Services, LLC.

10/26/20

Pace Analytical Services, LLC
7726 Moller Road
Indianapolis, IN 46268
(317)228-3100

ANALYTICAL RESULTS

Project: Amphenol
Pace Project No.: 50267608

Sample: GP-32 SL (18.25-18.75) **Lab ID: 50267608007** Collected: 09/16/20 11:30 Received: 09/17/20 12:35 Matrix: Solid

Results reported on a "dry weight" basis and are adjusted for percent moisture, sample size and any dilutions.

Parameters	Results	Units	Report Limit	MDL	DF	Prepared	Analyzed	CAS No.	Qual
8260 MSV 5035A VOA	Analytical Method: EPA 8260								
	Pace Analytical Services - Indianapolis								
Acetone	**0.010J**	mg/kg	0.13	0.0058	1		09/22/20 02:26	67-64-1	
Acrolein	ND	mg/kg	0.13	0.0067	1		09/22/20 02:26	107-02-8	
Acrylonitrile	ND	mg/kg	0.13	0.0029	1		09/22/20 02:26	107-13-1	
Benzene	ND	mg/kg	0.0063	0.00050	1		09/22/20 02:26	71-43-2	
Bromobenzene	ND	mg/kg	0.0063	0.00050	1		09/22/20 02:26	108-86-1	
Bromochloromethane	ND	mg/kg	0.0063	0.00072	1		09/22/20 02:26	74-97-5	
Bromodichloromethane	ND	mg/kg	0.0063	0.00048	1		09/22/20 02:26	75-27-4	
Bromoform	ND	mg/kg	0.0063	0.00044	1		09/22/20 02:26	75-25-2	
Bromomethane	ND UJ	mg/kg	0.0063	0.0018	1		09/22/20 02:26	74-83-9	
2-Butanone (MEK)	ND	mg/kg	0.031	0.0032	1		09/22/20 02:26	78-93-3	
n-Butylbenzene	ND	mg/kg	0.0063	0.00028	1		09/22/20 02:26	104-51-8	
sec-Butylbenzene	ND	mg/kg	0.0063	0.00032	1		09/22/20 02:26	135-98-8	
tert-Butylbenzene	ND	mg/kg	0.0063	0.00034	1		09/22/20 02:26	98-06-6	
Carbon disulfide	ND	mg/kg	0.013	0.00048	1		09/22/20 02:26	75-15-0	
Carbon tetrachloride	ND	mg/kg	0.0063	0.00048	1		09/22/20 02:26	56-23-5	
Chlorobenzene	ND	mg/kg	0.0063	0.00048	1		09/22/20 02:26	108-90-7	
Chloroethane	ND UJ	mg/kg	0.0063	0.00050	1		09/22/20 02:26	75-00-3	
Chloroform	ND	mg/kg	0.0063	0.00051	1		09/22/20 02:26	67-66-3	
Chloromethane	ND	mg/kg	0.0063	0.00025	1		09/22/20 02:26	74-87-3	
2-Chlorotoluene	ND	mg/kg	0.0063	0.00039	1		09/22/20 02:26	95-49-8	
4-Chlorotoluene	ND	mg/kg	0.0063	0.00035	1		09/22/20 02:26	106-43-4	
Dibromochloromethane	ND	mg/kg	0.0063	0.00050	1		09/22/20 02:26	124-48-1	
1,2-Dibromoethane (EDB)	ND	mg/kg	0.0063	0.00054	1		09/22/20 02:26	106-93-4	
Dibromomethane	ND	mg/kg	0.0063	0.00064	1		09/22/20 02:26	74-95-3	
1,2-Dichlorobenzene	ND	mg/kg	0.0063	0.00048	1		09/22/20 02:26	95-50-1	
1,3-Dichlorobenzene	ND	mg/kg	0.0063	0.00042	1		09/22/20 02:26	541-73-1	
1,4-Dichlorobenzene	ND	mg/kg	0.0063	0.00041	1		09/22/20 02:26	106-46-7	
trans-1,4-Dichloro-2-butene	ND	mg/kg	0.13	0.00027	1		09/22/20 02:26	110-57-6	
Dichlorodifluoromethane	ND UJ	mg/kg	0.0063	0.00047	1		09/22/20 02:26	75-71-8	
1,1-Dichloroethane	ND	mg/kg	0.0063	0.00049	1		09/22/20 02:26	75-34-3	
1,2-Dichloroethane	ND	mg/kg	0.0063	0.00056	1		09/22/20 02:26	107-06-2	
1,1-Dichloroethene	ND	mg/kg	0.0063	0.00045	1		09/22/20 02:26	75-35-4	
cis-1,2-Dichloroethene	ND	mg/kg	0.0063	0.00054	1		09/22/20 02:26	156-59-2	
trans-1,2-Dichloroethene	ND	mg/kg	0.0063	0.00044	1		09/22/20 02:26	156-60-5	
1,2-Dichloropropane	ND	mg/kg	0.0063	0.00058	1		09/22/20 02:26	78-87-5	
1,3-Dichloropropane	ND	mg/kg	0.0063	0.00057	1		09/22/20 02:26	142-28-9	
2,2-Dichloropropane	ND	mg/kg	0.0063	0.00040	1		09/22/20 02:26	594-20-7	
1,1-Dichloropropene	ND	mg/kg	0.0063	0.00042	1		09/22/20 02:26	563-58-6	
cis-1,3-Dichloropropene	ND	mg/kg	0.0063	0.00042	1		09/22/20 02:26	10061-01-5	
trans-1,3-Dichloropropene	ND	mg/kg	0.0063	0.00042	1		09/22/20 02:26	10061-02-6	
Ethylbenzene	ND	mg/kg	0.0063	0.00047	1		09/22/20 02:26	100-41-4	
Ethyl methacrylate	ND	mg/kg	0.13	0.00029	1		09/22/20 02:26	97-63-2	
Hexachloro-1,3-butadiene	ND	mg/kg	0.0063	0.00031	1		09/22/20 02:26	87-68-3	
2-Hexanone	ND	mg/kg	0.13	0.0026	1		09/22/20 02:26	591-78-6	

This report shall not be reproduced, except in full,
without the written consent of Pace Analytical Services, LLC.

10/26/20

Pace Analytical Services, LLC
7726 Moller Road
Indianapolis, IN 46268
(317)228-3100

ANALYTICAL RESULTS

Project: Amphenol
Pace Project No.: 50267608

Sample: GP-32 SL (18.25-18.75) **Lab ID: 50267608007** Collected: 09/16/20 11:30 Received: 09/17/20 12:35 Matrix: Solid

Results reported on a "dry weight" basis and are adjusted for percent moisture, sample size and any dilutions.

Parameters	Results	Units	Report Limit	MDL	DF	Prepared	Analyzed	CAS No.	Qual
8260 MSV 5035A VOA	Analytical Method: EPA 8260								
	Pace Analytical Services - Indianapolis								
Iodomethane	ND	mg/kg	0.13	0.0037	1		09/22/20 02:26	74-88-4	
Isopropylbenzene (Cumene)	ND	mg/kg	0.0063	0.00038	1		09/22/20 02:26	98-82-8	
p-Isopropyltoluene	ND	mg/kg	0.0063	0.00035	1		09/22/20 02:26	99-87-6	
Methylene Chloride	ND	mg/kg	0.025	0.0013	1		09/22/20 02:26	75-09-2	
4-Methyl-2-pentanone (MIBK)	ND	mg/kg	0.031	0.0030	1		09/22/20 02:26	108-10-1	
Methyl-tert-butyl ether	ND U5	mg/kg	0.0063	0.00042	1		09/22/20 02:26	1634-04-4	L2
Naphthalene	ND	mg/kg	0.0063	0.00043	1		09/22/20 02:26	91-20-3	
n-Propylbenzene	ND	mg/kg	0.0063	0.00035	1		09/22/20 02:26	103-65-1	
Styrene	ND	mg/kg	0.0063	0.00041	1		09/22/20 02:26	100-42-5	
1,1,1,2-Tetrachloroethane	ND	mg/kg	0.0063	0.00044	1		09/22/20 02:26	630-20-6	
1,1,2,2-Tetrachloroethane	ND	mg/kg	0.0063	0.00054	1		09/22/20 02:26	79-34-5	
Tetrachloroethene	ND	mg/kg	0.0063	0.00029	1		09/22/20 02:26	127-18-4	
Toluene	**0.00070J**	mg/kg	0.0063	0.00050	1		09/22/20 02:26	108-88-3	
1,2,3-Trichlorobenzene	ND	mg/kg	0.0063	0.00036	1		09/22/20 02:26	87-61-6	
1,2,4-Trichlorobenzene	ND	mg/kg	0.0063	0.00029	1		09/22/20 02:26	120-82-1	
1,1,1-Trichloroethane	**0.0025J**	mg/kg	0.0063	0.00045	1		09/22/20 02:26	71-55-6	
1,1,2-Trichloroethane	ND	mg/kg	0.0063	0.00056	1		09/22/20 02:26	79-00-5	
Trichloroethene	**0.099**	mg/kg	0.0063	0.00044	1		09/22/20 02:26	79-01-6	
Trichlorofluoromethane	ND	mg/kg	0.0063	0.00068	1		09/22/20 02:26	75-69-4	
1,2,3-Trichloropropane	ND	mg/kg	0.0063	0.00038	1		09/22/20 02:26	96-18-4	
1,2,4-Trimethylbenzene	ND	mg/kg	0.0063	0.00037	1		09/22/20 02:26	95-63-6	
1,3,5-Trimethylbenzene	ND	mg/kg	0.0063	0.00034	1		09/22/20 02:26	108-67-8	
Vinyl acetate	ND U5	mg/kg	0.13	0.0012	1		09/22/20 02:26	108-05-4	
Vinyl chloride	ND	mg/kg	0.0063	0.00037	1		09/22/20 02:26	75-01-4	
Xylene (Total)	ND	mg/kg	0.013	0.00084	1		09/22/20 02:26	1330-20-7	
Surrogates									
Dibromofluoromethane (S)	104	%.	73-133		1		09/22/20 02:26	1868-53-7	
Toluene-d8 (S)	105	%.	73-130		1		09/22/20 02:26	2037-26-5	
4-Bromofluorobenzene (S)	93	%.	55-129		1		09/22/20 02:26	460-00-4	
Percent Moisture	Analytical Method: SM 2540G								
	Pace Analytical Services - Indianapolis								
Percent Moisture	**9.2**	%	0.10	0.10	1		09/18/20 10:21		N2

REPORT OF LABORATORY ANALYSIS

This report shall not be reproduced, except in full,
without the written consent of Pace Analytical Services, LLC.

10/26/20

Pace Analytical Services, LLC
7726 Moller Road
Indianapolis, IN 46268
(317)228-3100

ANALYTICAL RESULTS

Project: Amphenol
Pace Project No.: 50267608

Sample: GP-32 SL (18.75-19.25) **Lab ID: 50267608008** Collected: 09/16/20 11:27 Received: 09/17/20 12:35 Matrix: Solid

Results reported on a "dry weight" basis and are adjusted for percent moisture, sample size and any dilutions.

Parameters	Results	Units	Report Limit	MDL	DF	Prepared	Analyzed	CAS No.	Qual
8260 MSV 5035A VOA	Analytical Method: EPA 8260								
	Pace Analytical Services - Indianapolis								
Acetone	**0.013J**	mg/kg	0.075	0.0035	1		09/22/20 03:04	67-64-1	
Acrolein	ND	mg/kg	0.075	0.0040	1		09/22/20 03:04	107-02-8	
Acrylonitrile	ND	mg/kg	0.075	0.0018	1		09/22/20 03:04	107-13-1	
Benzene	ND	mg/kg	0.0037	0.00030	1		09/22/20 03:04	71-43-2	
Bromobenzene	ND	mg/kg	0.0037	0.00030	1		09/22/20 03:04	108-86-1	
Bromochloromethane	ND	mg/kg	0.0037	0.00043	1		09/22/20 03:04	74-97-5	
Bromodichloromethane	ND	mg/kg	0.0037	0.00029	1		09/22/20 03:04	75-27-4	
Bromoform	ND	mg/kg	0.0037	0.00027	1		09/22/20 03:04	75-25-2	
Bromomethane	ND UJ	mg/kg	0.0037	0.0011	1		09/22/20 03:04	74-83-9	
2-Butanone (MEK)	ND	mg/kg	0.019	0.0019	1		09/22/20 03:04	78-93-3	
n-Butylbenzene	ND UJ	mg/kg	0.0037	0.00017	1		09/22/20 03:04	104-51-8	
sec-Butylbenzene	ND	mg/kg	0.0037	0.00019	1		09/22/20 03:04	135-98-8	
tert-Butylbenzene	ND	mg/kg	0.0037	0.00020	1		09/22/20 03:04	98-06-6	
Carbon disulfide	ND	mg/kg	0.0075	0.00029	1		09/22/20 03:04	75-15-0	
Carbon tetrachloride	ND	mg/kg	0.0037	0.00029	1		09/22/20 03:04	56-23-5	
Chlorobenzene	ND	mg/kg	0.0037	0.00029	1		09/22/20 03:04	108-90-7	
Chloroethane	ND UJ	mg/kg	0.0037	0.00030	1		09/22/20 03:04	75-00-3	
Chloroform	ND	mg/kg	0.0037	0.00031	1		09/22/20 03:04	67-66-3	
Chloromethane	ND	mg/kg	0.0037	0.00015	1		09/22/20 03:04	74-87-3	
2-Chlorotoluene	ND UJ	mg/kg	0.0037	0.00023	1		09/22/20 03:04	95-49-8	
4-Chlorotoluene	ND	mg/kg	0.0037	0.00021	1		09/22/20 03:04	106-43-4	
Dibromochloromethane	ND	mg/kg	0.0037	0.00030	1		09/22/20 03:04	124-48-1	
1,2-Dibromoethane (EDB)	ND	mg/kg	0.0037	0.00033	1		09/22/20 03:04	106-93-4	
Dibromomethane	ND	mg/kg	0.0037	0.00038	1		09/22/20 03:04	74-95-3	
1,2-Dichlorobenzene	ND UJ	mg/kg	0.0037	0.00029	1		09/22/20 03:04	95-50-1	
1,3-Dichlorobenzene	ND	mg/kg	0.0037	0.00025	1		09/22/20 03:04	541-73-1	
1,4-Dichlorobenzene	ND	mg/kg	0.0037	0.00024	1		09/22/20 03:04	106-46-7	
trans-1,4-Dichloro-2-butene	ND	mg/kg	0.075	0.00016	1		09/22/20 03:04	110-57-6	
Dichlorodifluoromethane	ND UJ	mg/kg	0.0037	0.00028	1		09/22/20 03:04	75-71-8	
1,1-Dichloroethane	ND	mg/kg	0.0037	0.00029	1		09/22/20 03:04	75-34-3	
1,2-Dichloroethane	ND	mg/kg	0.0037	0.00033	1		09/22/20 03:04	107-06-2	
1,1-Dichloroethene	ND	mg/kg	0.0037	0.00027	1		09/22/20 03:04	75-35-4	
cis-1,2-Dichloroethene	**0.020**	mg/kg	0.0037	0.00032	1		09/22/20 03:04	156-59-2	
trans-1,2-Dichloroethene	**0.0023J**	mg/kg	0.0037	0.00026	1		09/22/20 03:04	156-60-5	
1,2-Dichloropropane	ND	mg/kg	0.0037	0.00035	1		09/22/20 03:04	78-87-5	
1,3-Dichloropropane	ND	mg/kg	0.0037	0.00034	1		09/22/20 03:04	142-28-9	
2,2-Dichloropropane	ND	mg/kg	0.0037	0.00024	1		09/22/20 03:04	594-20-7	
1,1-Dichloropropene	ND	mg/kg	0.0037	0.00025	1		09/22/20 03:04	563-58-6	
cis-1,3-Dichloropropene	ND	mg/kg	0.0037	0.00025	1		09/22/20 03:04	10061-01-5	
trans-1,3-Dichloropropene	ND	mg/kg	0.0037	0.00025	1		09/22/20 03:04	10061-02-6	
Ethylbenzene	ND	mg/kg	0.0037	0.00028	1		09/22/20 03:04	100-41-4	
Ethyl methacrylate	ND	mg/kg	0.075	0.00017	1		09/22/20 03:04	97-63-2	
Hexachloro-1,3-butadiene	ND UJ	mg/kg	0.0037	0.00019	1		09/22/20 03:04	87-68-3	
2-Hexanone	ND	mg/kg	0.075	0.0015	1		09/22/20 03:04	591-78-6	

REPORT OF LABORATORY ANALYSIS

This report shall not be reproduced, except in full,
without the written consent of Pace Analytical Services, LLC.

10/26/20

Pace Analytical Services, LLC
7726 Moller Road
Indianapolis, IN 46268
(317)228-3100

ANALYTICAL RESULTS

Project: Amphenol
Pace Project No.: 50267608

Sample: GP-32 SL (18.75-19.25) **Lab ID: 50267608008** Collected: 09/16/20 11:27 Received: 09/17/20 12:35 Matrix: Solid

Results reported on a "dry weight" basis and are adjusted for percent moisture, sample size and any dilutions.

Parameters	Results	Units	Report Limit	MDL	DF	Prepared	Analyzed	CAS No.	Qual
8260 MSV 5035A VOA	Analytical Method: EPA 8260								
	Pace Analytical Services - Indianapolis								
Iodomethane	ND	mg/kg	0.075	0.0022	1		09/22/20 03:04	74-88-4	
Isopropylbenzene (Cumene)	ND	mg/kg	0.0037	0.00022	1		09/22/20 03:04	98-82-8	
p-Isopropyltoluene	ND UJ	mg/kg	0.0037	0.00021	1		09/22/20 03:04	99-87-6	
Methylene Chloride	ND	mg/kg	0.015	0.00078	1		09/22/20 03:04	75-09-2	
4-Methyl-2-pentanone (MIBK)	ND	mg/kg	0.019	0.0018	1		09/22/20 03:04	108-10-1	
Methyl-tert-butyl ether	ND UJ	mg/kg	0.0037	0.00025	1		09/22/20 03:04	1634-04-4	L2
Naphthalene	ND	mg/kg	0.0037	0.00026	1		09/22/20 03:04	91-20-3	
n-Propylbenzene	ND	mg/kg	0.0037	0.00021	1		09/22/20 03:04	103-65-1	
Styrene	ND	mg/kg	0.0037	0.00024	1		09/22/20 03:04	100-42-5	
1,1,1,2-Tetrachloroethane	ND	mg/kg	0.0037	0.00026	1		09/22/20 03:04	630-20-6	
1,1,2,2-Tetrachloroethane	ND UJ	mg/kg	0.0037	0.00032	1		09/22/20 03:04	79-34-5	
Tetrachloroethene	ND	mg/kg	0.0037	0.00017	1		09/22/20 03:04	127-18-4	
Toluene	**0.00064J**	mg/kg	0.0037	0.00030	1		09/22/20 03:04	108-88-3	
1,2,3-Trichlorobenzene	ND UJ	mg/kg	0.0037	0.00021	1		09/22/20 03:04	87-61-6	
1,2,4-Trichlorobenzene	ND	mg/kg	0.0037	0.00017	1		09/22/20 03:04	120-82-1	
1,1,1-Trichloroethane	**0.016**	mg/kg	0.0037	0.00027	1		09/22/20 03:04	71-55-6	
1,1,2-Trichloroethane	ND	mg/kg	0.0037	0.00034	1		09/22/20 03:04	79-00-5	
Trichloroethene	**0.18J**	mg/kg	0.19	0.0081	50		09/23/20 19:21	79-01-6	
Trichlorofluoromethane	ND	mg/kg	0.0037	0.00041	1		09/22/20 03:04	75-69-4	
1,2,3-Trichloropropane	ND UJ	mg/kg	0.0037	0.00023	1		09/22/20 03:04	96-18-4	
1,2,4-Trimethylbenzene	ND	mg/kg	0.0037	0.00022	1		09/22/20 03:04	95-63-6	
1,3,5-Trimethylbenzene	ND	mg/kg	0.0037	0.00020	1		09/22/20 03:04	108-67-8	
Vinyl acetate	ND UJ	mg/kg	0.075	0.00069	1		09/22/20 03:04	108-05-4	
Vinyl chloride	ND	mg/kg	0.0037	0.00022	1		09/22/20 03:04	75-01-4	
Xylene (Total)	ND	mg/kg	0.0075	0.00050	1		09/22/20 03:04	1330-20-7	
Surrogates									
Dibromofluoromethane (S)	106	%.	73-133		1		09/22/20 03:04	1868-53-7	
Toluene-d8 (S)	120	%.	73-130		1		09/22/20 03:04	2037-26-5	
4-Bromofluorobenzene (S)	77	%.	55-129		1		09/22/20 03:04	460-00-4	
Percent Moisture	Analytical Method: SM 2540G								
	Pace Analytical Services - Indianapolis								
Percent Moisture	**9.0**	%	0.10	0.10	1		09/18/20 10:21		N2

This report shall not be reproduced, except in full,
without the written consent of Pace Analytical Services, LLC.

10/26/20

Pace Analytical Services, LLC
7726 Moller Road
Indianapolis, IN 46268
(317)228-3100

ANALYTICAL RESULTS

Project: Amphenol
Pace Project No.: 50267608

Sample: GP-31 SL (11.5-12.00) **Lab ID: 50267608009** Collected: 09/16/20 13:30 Received: 09/17/20 12:35 Matrix: Solid

Results reported on a "dry weight" basis and are adjusted for percent moisture, sample size and any dilutions.

Parameters	Results	Units	Report Limit	MDL	DF	Prepared	Analyzed	CAS No.	Qual
8260 MSV 5035A VOA	Analytical Method: EPA 8260								
	Pace Analytical Services - Indianapolis								
Acetone	**0.014J**	mg/kg	0.11	0.0049	1		09/22/20 03:42	67-64-1	
Acrolein	ND	mg/kg	0.11	0.0057	1		09/22/20 03:42	107-02-8	
Acrylonitrile	ND	mg/kg	0.11	0.0025	1		09/22/20 03:42	107-13-1	
Benzene	ND	mg/kg	0.0053	0.00042	1		09/22/20 03:42	71-43-2	
Bromobenzene	ND	mg/kg	0.0053	0.00042	1		09/22/20 03:42	108-86-1	
Bromochloromethane	ND	mg/kg	0.0053	0.00061	1		09/22/20 03:42	74-97-5	
Bromodichloromethane	ND	mg/kg	0.0053	0.00041	1		09/22/20 03:42	75-27-4	
Bromoform	ND	mg/kg	0.0053	0.00037	1		09/22/20 03:42	75-25-2	
Bromomethane	ND UJ	mg/kg	0.0053	0.0015	1		09/22/20 03:42	74-83-9	
2-Butanone (MEK)	ND	mg/kg	0.026	0.0027	1		09/22/20 03:42	78-93-3	
n-Butylbenzene	ND	mg/kg	0.0053	0.00024	1		09/22/20 03:42	104-51-8	
sec-Butylbenzene	ND	mg/kg	0.0053	0.00027	1		09/22/20 03:42	135-98-8	
tert-Butylbenzene	ND	mg/kg	0.0053	0.00028	1		09/22/20 03:42	98-06-6	
Carbon disulfide	ND	mg/kg	0.011	0.00041	1		09/22/20 03:42	75-15-0	
Carbon tetrachloride	ND	mg/kg	0.0053	0.00040	1		09/22/20 03:42	56-23-5	
Chlorobenzene	ND	mg/kg	0.0053	0.00040	1		09/22/20 03:42	108-90-7	
Chloroethane	ND UJ	mg/kg	0.0053	0.00043	1		09/22/20 03:42	75-00-3	
Chloroform	ND	mg/kg	0.0053	0.00043	1		09/22/20 03:42	67-66-3	
Chloromethane	ND	mg/kg	0.0053	0.00021	1		09/22/20 03:42	74-87-3	
2-Chlorotoluene	ND	mg/kg	0.0053	0.00033	1		09/22/20 03:42	95-49-8	
4-Chlorotoluene	ND	mg/kg	0.0053	0.00030	1		09/22/20 03:42	106-43-4	
Dibromochloromethane	ND	mg/kg	0.0053	0.00042	1		09/22/20 03:42	124-48-1	
1,2-Dibromoethane (EDB)	ND	mg/kg	0.0053	0.00046	1		09/22/20 03:42	106-93-4	
Dibromomethane	ND	mg/kg	0.0053	0.00054	1		09/22/20 03:42	74-95-3	
1,2-Dichlorobenzene	ND	mg/kg	0.0053	0.00040	1		09/22/20 03:42	95-50-1	
1,3-Dichlorobenzene	ND	mg/kg	0.0053	0.00036	1		09/22/20 03:42	541-73-1	
1,4-Dichlorobenzene	ND	mg/kg	0.0053	0.00034	1		09/22/20 03:42	106-46-7	
trans-1,4-Dichloro-2-butene	ND	mg/kg	0.11	0.00023	1		09/22/20 03:42	110-57-6	
Dichlorodifluoromethane	ND UJ	mg/kg	0.0053	0.00040	1		09/22/20 03:42	75-71-8	
1,1-Dichloroethane	ND	mg/kg	0.0053	0.00042	1		09/22/20 03:42	75-34-3	
1,2-Dichloroethane	ND	mg/kg	0.0053	0.00047	1		09/22/20 03:42	107-06-2	
1,1-Dichloroethene	ND	mg/kg	0.0053	0.00038	1		09/22/20 03:42	75-35-4	
cis-1,2-Dichloroethene	ND	mg/kg	0.0053	0.00046	1		09/22/20 03:42	156-59-2	
trans-1,2-Dichloroethene	ND	mg/kg	0.0053	0.00037	1		09/22/20 03:42	156-60-5	
1,2-Dichloropropane	ND	mg/kg	0.0053	0.00049	1		09/22/20 03:42	78-87-5	
1,3-Dichloropropane	ND	mg/kg	0.0053	0.00048	1		09/22/20 03:42	142-28-9	
2,2-Dichloropropane	ND	mg/kg	0.0053	0.00034	1		09/22/20 03:42	594-20-7	
1,1-Dichloropropene	ND	mg/kg	0.0053	0.00035	1		09/22/20 03:42	563-58-6	
cis-1,3-Dichloropropene	ND	mg/kg	0.0053	0.00035	1		09/22/20 03:42	10061-01-5	
trans-1,3-Dichloropropene	ND	mg/kg	0.0053	0.00036	1		09/22/20 03:42	10061-02-6	
Ethylbenzene	ND	mg/kg	0.0053	0.00040	1		09/22/20 03:42	100-41-4	
Ethyl methacrylate	ND	mg/kg	0.11	0.00024	1		09/22/20 03:42	97-63-2	
Hexachloro-1,3-butadiene	ND	mg/kg	0.0053	0.00026	1		09/22/20 03:42	87-68-3	
2-Hexanone	ND	mg/kg	0.11	0.0022	1		09/22/20 03:42	591-78-6	

This report shall not be reproduced, except in full,
without the written consent of Pace Analytical Services, LLC.

10/26/20

Pace Analytical Services, LLC
7726 Moller Road
Indianapolis, IN 46268
(317)228-3100

ANALYTICAL RESULTS

Project: Amphenol
Pace Project No.: 50267608

Sample: GP-31 SL (11.5-12.00) **Lab ID: 50267608009** Collected: 09/16/20 13:30 Received: 09/17/20 12:35 Matrix: Solid

Results reported on a "dry weight" basis and are adjusted for percent moisture, sample size and any dilutions.

Parameters	Results	Units	Report Limit	MDL	DF	Prepared	Analyzed	CAS No.	Qual
8260 MSV 5035A VOA	Analytical Method: EPA 8260								
	Pace Analytical Services - Indianapolis								
Iodomethane	ND	mg/kg	0.11	0.0031	1		09/22/20 03:42	74-88-4	
Isopropylbenzene (Cumene)	ND	mg/kg	0.0053	0.00032	1		09/22/20 03:42	98-82-8	
p-Isopropyltoluene	ND	mg/kg	0.0053	0.00029	1		09/22/20 03:42	99-87-6	
Methylene Chloride	ND	mg/kg	0.021	0.0011	1		09/22/20 03:42	75-09-2	
4-Methyl-2-pentanone (MIBK)	ND	mg/kg	0.026	0.0026	1		09/22/20 03:42	108-10-1	
Methyl-tert-butyl ether	ND UJ	mg/kg	0.0053	0.00036	1		09/22/20 03:42	1634-04-4	L2
Naphthalene	ND	mg/kg	0.0053	0.00036	1		09/22/20 03:42	91-20-3	
n-Propylbenzene	ND	mg/kg	0.0053	0.00029	1		09/22/20 03:42	103-65-1	
Styrene	ND	mg/kg	0.0053	0.00034	1		09/22/20 03:42	100-42-5	
1,1,1,2-Tetrachloroethane	ND	mg/kg	0.0053	0.00037	1		09/22/20 03:42	630-20-6	
1,1,2,2-Tetrachloroethane	ND	mg/kg	0.0053	0.00045	1		09/22/20 03:42	79-34-5	
Tetrachloroethene	ND	mg/kg	0.0053	0.00024	1		09/22/20 03:42	127-18-4	
Toluene	**0.00057J**	mg/kg	0.0053	0.00043	1		09/22/20 03:42	108-88-3	
1,2,3-Trichlorobenzene	ND	mg/kg	0.0053	0.00030	1		09/22/20 03:42	87-61-6	
1,2,4-Trichlorobenzene	ND	mg/kg	0.0053	0.00024	1		09/22/20 03:42	120-82-1	
1,1,1-Trichloroethane	ND	mg/kg	0.0053	0.00038	1		09/22/20 03:42	71-55-6	
1,1,2-Trichloroethane	ND	mg/kg	0.0053	0.00047	1		09/22/20 03:42	79-00-5	
Trichloroethene	**0.0014J**	mg/kg	0.0053	0.00038	1		09/22/20 03:42	79-01-6	
Trichlorofluoromethane	ND	mg/kg	0.0053	0.00058	1		09/22/20 03:42	75-69-4	
1,2,3-Trichloropropane	ND	mg/kg	0.0053	0.00032	1		09/22/20 03:42	96-18-4	
1,2,4-Trimethylbenzene	**0.00036J**	mg/kg	0.0053	0.00031	1		09/22/20 03:42	95-63-6	
1,3,5-Trimethylbenzene	ND	mg/kg	0.0053	0.00029	1		09/22/20 03:42	108-67-8	
Vinyl acetate	ND UJ	mg/kg	0.11	0.00098	1		09/22/20 03:42	108-05-4	
Vinyl chloride	ND	mg/kg	0.0053	0.00031	1		09/22/20 03:42	75-01-4	
Xylene (Total)	ND	mg/kg	0.011	0.00071	1		09/22/20 03:42	1330-20-7	
Surrogates									
Dibromofluoromethane (S)	104	%.	73-133		1		09/22/20 03:42	1868-53-7	
Toluene-d8 (S)	104	%.	73-130		1		09/22/20 03:42	2037-26-5	
4-Bromofluorobenzene (S)	93	%.	55-129		1		09/22/20 03:42	460-00-4	
Percent Moisture	Analytical Method: SM 2540G								
	Pace Analytical Services - Indianapolis								
Percent Moisture	**8.7**	%	0.10	0.10	1		09/18/20 10:22		N2

This report shall not be reproduced, except in full,
without the written consent of Pace Analytical Services, LLC.

10/26/20

Pace Analytical Services, LLC
7726 Moller Road
Indianapolis, IN 46268
(317)228-3100

ANALYTICAL RESULTS

Project: Amphenol
Pace Project No.: 50267608

Sample: GP-31 SL (15-15.5) **Lab ID: 50267608010** Collected: 09/16/20 13:27 Received: 09/17/20 12:35 Matrix: Solid

Results reported on a "dry weight" basis and are adjusted for percent moisture, sample size and any dilutions.

Parameters	Results	Units	Report Limit	MDL	DF	Prepared	Analyzed	CAS No.	Qual
8260 MSV 5035A VOA	Analytical Method: EPA 8260								
	Pace Analytical Services - Indianapolis								
Acetone	**0.0082J**	mg/kg	0.082	0.0038	1		09/22/20 04:20	67-64-1	
Acrolein	ND	mg/kg	0.082	0.0044	1		09/22/20 04:20	107-02-8	
Acrylonitrile	ND	mg/kg	0.082	0.0019	1		09/22/20 04:20	107-13-1	
Benzene	ND	mg/kg	0.0041	0.00033	1		09/22/20 04:20	71-43-2	
Bromobenzene	ND	mg/kg	0.0041	0.00033	1		09/22/20 04:20	108-86-1	
Bromochloromethane	ND	mg/kg	0.0041	0.00047	1		09/22/20 04:20	74-97-5	
Bromodichloromethane	ND	mg/kg	0.0041	0.00032	1		09/22/20 04:20	75-27-4	
Bromoform	ND	mg/kg	0.0041	0.00029	1		09/22/20 04:20	75-25-2	
Bromomethane	ND UJ	mg/kg	0.0041	0.0012	1		09/22/20 04:20	74-83-9	
2-Butanone (MEK)	ND	mg/kg	0.021	0.0021	1		09/22/20 04:20	78-93-3	
n-Butylbenzene	ND	mg/kg	0.0041	0.00019	1		09/22/20 04:20	104-51-8	
sec-Butylbenzene	ND	mg/kg	0.0041	0.00021	1		09/22/20 04:20	135-98-8	
tert-Butylbenzene	ND	mg/kg	0.0041	0.00022	1		09/22/20 04:20	98-06-6	
Carbon disulfide	ND	mg/kg	0.0082	0.00032	1		09/22/20 04:20	75-15-0	
Carbon tetrachloride	ND	mg/kg	0.0041	0.00031	1		09/22/20 04:20	56-23-5	
Chlorobenzene	**0.00055J**	mg/kg	0.0041 U	0.00031	1		09/22/20 04:20	108-90-7	
Chloroethane	ND UJ	mg/kg	0.0041	0.00033	1		09/22/20 04:20	75-00-3	
Chloroform	ND	mg/kg	0.0041	0.00033	1		09/22/20 04:20	67-66-3	
Chloromethane	ND	mg/kg	0.0041	0.00016	1		09/22/20 04:20	74-87-3	
2-Chlorotoluene	ND	mg/kg	0.0041	0.00026	1		09/22/20 04:20	95-49-8	
4-Chlorotoluene	ND	mg/kg	0.0041	0.00023	1		09/22/20 04:20	106-43-4	
Dibromochloromethane	ND	mg/kg	0.0041	0.00033	1		09/22/20 04:20	124-48-1	
1,2-Dibromoethane (EDB)	ND	mg/kg	0.0041	0.00036	1		09/22/20 04:20	106-93-4	
Dibromomethane	ND	mg/kg	0.0041	0.00042	1		09/22/20 04:20	74-95-3	
1,2-Dichlorobenzene	ND	mg/kg	0.0041	0.00031	1		09/22/20 04:20	95-50-1	
1,3-Dichlorobenzene	ND	mg/kg	0.0041	0.00028	1		09/22/20 04:20	541-73-1	
1,4-Dichlorobenzene	ND	mg/kg	0.0041	0.00027	1		09/22/20 04:20	106-46-7	
trans-1,4-Dichloro-2-butene	ND	mg/kg	0.082	0.00018	1		09/22/20 04:20	110-57-6	
Dichlorodifluoromethane	ND UJ	mg/kg	0.0041	0.00031	1		09/22/20 04:20	75-71-8	
1,1-Dichloroethane	ND	mg/kg	0.0041	0.00032	1		09/22/20 04:20	75-34-3	
1,2-Dichloroethane	ND	mg/kg	0.0041	0.00037	1		09/22/20 04:20	107-06-2	
1,1-Dichloroethene	ND	mg/kg	0.0041	0.00029	1		09/22/20 04:20	75-35-4	
cis-1,2-Dichloroethene	ND	mg/kg	0.0041	0.00036	1		09/22/20 04:20	156-59-2	
trans-1,2-Dichloroethene	ND	mg/kg	0.0041	0.00029	1		09/22/20 04:20	156-60-5	
1,2-Dichloropropane	ND	mg/kg	0.0041	0.00038	1		09/22/20 04:20	78-87-5	
1,3-Dichloropropane	ND	mg/kg	0.0041	0.00037	1		09/22/20 04:20	142-28-9	
2,2-Dichloropropane	ND	mg/kg	0.0041	0.00027	1		09/22/20 04:20	594-20-7	
1,1-Dichloropropene	ND	mg/kg	0.0041	0.00027	1		09/22/20 04:20	563-58-6	
cis-1,3-Dichloropropene	ND	mg/kg	0.0041	0.00027	1		09/22/20 04:20	10061-01-5	
trans-1,3-Dichloropropene	ND	mg/kg	0.0041	0.00028	1		09/22/20 04:20	10061-02-6	
Ethylbenzene	**0.00044J**	mg/kg	0.0041	0.00031	1		09/22/20 04:20	100-41-4	
Ethyl methacrylate	ND	mg/kg	0.082	0.00019	1		09/22/20 04:20	97-63-2	
Hexachloro-1,3-butadiene	ND	mg/kg	0.0041	0.00020	1		09/22/20 04:20	87-68-3	
2-Hexanone	ND	mg/kg	0.082	0.0017	1		09/22/20 04:20	591-78-6	

This report shall not be reproduced, except in full,
without the written consent of Pace Analytical Services, LLC.

10/26/20

Pace Analytical Services, LLC
7726 Moller Road
Indianapolis, IN 46268
(317)228-3100

ANALYTICAL RESULTS

Project: Amphenol
Pace Project No.: 50267608

Sample: GP-31 SL (15-15.5) **Lab ID: 50267608010** Collected: 09/16/20 13:27 Received: 09/17/20 12:35 Matrix: Solid

Results reported on a "dry weight" basis and are adjusted for percent moisture, sample size and any dilutions.

Parameters	Results	Units	Report Limit	MDL	DF	Prepared	Analyzed	CAS No.	Qual
8260 MSV 5035A VOA	Analytical Method: EPA 8260								
	Pace Analytical Services - Indianapolis								
Iodomethane	ND	mg/kg	0.082	0.0024	1		09/22/20 04:20	74-88-4	
Isopropylbenzene (Cumene)	ND	mg/kg	0.0041	0.00025	1		09/22/20 04:20	98-82-8	
p-Isopropyltoluene	ND	mg/kg	0.0041	0.00023	1		09/22/20 04:20	99-87-6	
Methylene Chloride	**0.0045J**	mg/kg	0.016 U	0.00086	1		09/22/20 04:20	75-09-2	
4-Methyl-2-pentanone (MIBK)	ND	mg/kg	0.021	0.0020	1		09/22/20 04:20	108-10-1	
Methyl-tert-butyl ether	ND UJ	mg/kg	0.0041	0.00028	1		09/22/20 04:20	1634-04-4	L2
Naphthalene	ND	mg/kg	0.0041	0.00028	1		09/22/20 04:20	91-20-3	
n-Propylbenzene	ND	mg/kg	0.0041	0.00023	1		09/22/20 04:20	103-65-1	
Styrene	ND	mg/kg	0.0041	0.00027	1		09/22/20 04:20	100-42-5	
1,1,1,2-Tetrachloroethane	ND	mg/kg	0.0041	0.00029	1		09/22/20 04:20	630-20-6	
1,1,2,2-Tetrachloroethane	ND	mg/kg	0.0041	0.00035	1		09/22/20 04:20	79-34-5	
Tetrachloroethene	ND	mg/kg	0.0041	0.00019	1		09/22/20 04:20	127-18-4	
Toluene	**0.00049J**	mg/kg	0.0041	0.00033	1		09/22/20 04:20	108-88-3	
1,2,3-Trichlorobenzene	ND	mg/kg	0.0041	0.00023	1		09/22/20 04:20	87-61-6	
1,2,4-Trichlorobenzene	ND	mg/kg	0.0041	0.00019	1		09/22/20 04:20	120-82-1	
1,1,1-Trichloroethane	ND	mg/kg	0.0041	0.00029	1		09/22/20 04:20	71-55-6	
1,1,2-Trichloroethane	ND	mg/kg	0.0041	0.00037	1		09/22/20 04:20	79-00-5	
Trichloroethene	**0.00064J**	mg/kg	0.0041	0.00029	1		09/22/20 04:20	79-01-6	
Trichlorofluoromethane	ND	mg/kg	0.0041	0.00045	1		09/22/20 04:20	75-69-4	
1,2,3-Trichloropropane	ND	mg/kg	0.0041	0.00025	1		09/22/20 04:20	96-18-4	
1,2,4-Trimethylbenzene	ND	mg/kg	0.0041	0.00024	1		09/22/20 04:20	95-63-6	
1,3,5-Trimethylbenzene	ND	mg/kg	0.0041	0.00022	1		09/22/20 04:20	108-67-8	
Vinyl acetate	ND UJ	mg/kg	0.082	0.00076	1		09/22/20 04:20	108-05-4	
Vinyl chloride	ND	mg/kg	0.0041	0.00024	1		09/22/20 04:20	75-01-4	
Xylene (Total)	**0.0022J**	mg/kg	0.0082 U	0.00055	1		09/22/20 04:20	1330-20-7	
Surrogates									
Dibromofluoromethane (S)	103	%.	73-133		1		09/22/20 04:20	1868-53-7	
Toluene-d8 (S)	103	%.	73-130		1		09/22/20 04:20	2037-26-5	
4-Bromofluorobenzene (S)	92	%.	55-129		1		09/22/20 04:20	460-00-4	
Percent Moisture	Analytical Method: SM 2540G								
	Pace Analytical Services - Indianapolis								
Percent Moisture	**8.3**	%	0.10	0.10	1		09/18/20 10:22		N2

REPORT OF LABORATORY ANALYSIS

This report shall not be reproduced, except in full,
without the written consent of Pace Analytical Services, LLC.

10/26/20

Pace Analytical Services, LLC
7726 Moller Road
Indianapolis, IN 46268
(317)228-3100

ANALYTICAL RESULTS

Project: Amphenol
Pace Project No.: 50267608

Sample: GP-31 SL (17.5-18.0) **Lab ID: 50267608011** Collected: 09/16/20 13:24 Received: 09/17/20 12:35 Matrix: Solid

Results reported on a "dry weight" basis and are adjusted for percent moisture, sample size and any dilutions.

Parameters	Results	Units	Report Limit	MDL	DF	Prepared	Analyzed	CAS No.	Qual
8260 MSV 5035A VOA	Analytical Method: EPA 8260								
	Pace Analytical Services - Indianapolis								
Acetone	**0.015J**	mg/kg	0.086	0.0040	1		09/22/20 04:57	67-64-1	
Acrolein	ND	mg/kg	0.086	0.0046	1		09/22/20 04:57	107-02-8	
Acrylonitrile	ND	mg/kg	0.086	0.0020	1		09/22/20 04:57	107-13-1	
Benzene	ND	mg/kg	0.0043	0.00035	1		09/22/20 04:57	71-43-2	
Bromobenzene	ND	mg/kg	0.0043	0.00035	1		09/22/20 04:57	108-86-1	
Bromochloromethane	ND	mg/kg	0.0043	0.00050	1		09/22/20 04:57	74-97-5	
Bromodichloromethane	ND	mg/kg	0.0043	0.00033	1		09/22/20 04:57	75-27-4	
Bromoform	ND	mg/kg	0.0043	0.00031	1		09/22/20 04:57	75-25-2	
Bromomethane	ND UJ	mg/kg	0.0043	0.0013	1		09/22/20 04:57	74-83-9	
2-Butanone (MEK)	ND	mg/kg	0.022	0.0022	1		09/22/20 04:57	78-93-3	
n-Butylbenzene	ND	mg/kg	0.0043	0.00019	1		09/22/20 04:57	104-51-8	
sec-Butylbenzene	ND	mg/kg	0.0043	0.00022	1		09/22/20 04:57	135-98-8	
tert-Butylbenzene	ND	mg/kg	0.0043	0.00023	1		09/22/20 04:57	98-06-6	
Carbon disulfide	**0.0069J**	mg/kg	0.0086	0.00033	1		09/22/20 04:57	75-15-0	
Carbon tetrachloride	ND	mg/kg	0.0043	0.00033	1		09/22/20 04:57	56-23-5	
Chlorobenzene	ND	mg/kg	0.0043	0.00033	1		09/22/20 04:57	108-90-7	
Chloroethane	ND UJ	mg/kg	0.0043	0.00035	1		09/22/20 04:57	75-00-3	
Chloroform	ND	mg/kg	0.0043	0.00035	1		09/22/20 04:57	67-66-3	
Chloromethane	ND	mg/kg	0.0043	0.00017	1		09/22/20 04:57	74-87-3	
2-Chlorotoluene	ND	mg/kg	0.0043	0.00027	1		09/22/20 04:57	95-49-8	
4-Chlorotoluene	ND	mg/kg	0.0043	0.00024	1		09/22/20 04:57	106-43-4	
Dibromochloromethane	ND	mg/kg	0.0043	0.00034	1		09/22/20 04:57	124-48-1	
1,2-Dibromoethane (EDB)	ND	mg/kg	0.0043	0.00038	1		09/22/20 04:57	106-93-4	
Dibromomethane	ND	mg/kg	0.0043	0.00044	1		09/22/20 04:57	74-95-3	
1,2-Dichlorobenzene	ND	mg/kg	0.0043	0.00033	1		09/22/20 04:57	95-50-1	
1,3-Dichlorobenzene	ND	mg/kg	0.0043	0.00029	1		09/22/20 04:57	541-73-1	
1,4-Dichlorobenzene	ND	mg/kg	0.0043	0.00028	1		09/22/20 04:57	106-46-7	
trans-1,4-Dichloro-2-butene	ND	mg/kg	0.086	0.00019	1		09/22/20 04:57	110-57-6	
Dichlorodifluoromethane	ND UJ	mg/kg	0.0043	0.00033	1		09/22/20 04:57	75-71-8	
1,1-Dichloroethane	ND	mg/kg	0.0043	0.00034	1		09/22/20 04:57	75-34-3	
1,2-Dichloroethane	ND	mg/kg	0.0043	0.00038	1		09/22/20 04:57	107-06-2	
1,1-Dichloroethene	ND	mg/kg	0.0043	0.00031	1		09/22/20 04:57	75-35-4	
cis-1,2-Dichloroethene	**0.0076**	mg/kg	0.0043	0.00037	1		09/22/20 04:57	156-59-2	
trans-1,2-Dichloroethene	ND	mg/kg	0.0043	0.00030	1		09/22/20 04:57	156-60-5	
1,2-Dichloropropane	ND	mg/kg	0.0043	0.00040	1		09/22/20 04:57	78-87-5	
1,3-Dichloropropane	ND	mg/kg	0.0043	0.00039	1		09/22/20 04:57	142-28-9	
2,2-Dichloropropane	ND	mg/kg	0.0043	0.00028	1		09/22/20 04:57	594-20-7	
1,1-Dichloropropene	ND	mg/kg	0.0043	0.00029	1		09/22/20 04:57	563-58-6	
cis-1,3-Dichloropropene	ND	mg/kg	0.0043	0.00029	1		09/22/20 04:57	10061-01-5	
trans-1,3-Dichloropropene	ND	mg/kg	0.0043	0.00029	1		09/22/20 04:57	10061-02-6	
Ethylbenzene	ND	mg/kg	0.0043	0.00033	1		09/22/20 04:57	100-41-4	
Ethyl methacrylate	ND	mg/kg	0.086	0.00020	1		09/22/20 04:57	97-63-2	
Hexachloro-1,3-butadiene	ND	mg/kg	0.0043	0.00022	1		09/22/20 04:57	87-68-3	
2-Hexanone	ND	mg/kg	0.086	0.0018	1		09/22/20 04:57	591-78-6	

This report shall not be reproduced, except in full,
without the written consent of Pace Analytical Services, LLC.

10/26/20

Pace Analytical Services, LLC
7726 Moller Road
Indianapolis, IN 46268
(317)228-3100

ANALYTICAL RESULTS

Project: Amphenol
Pace Project No.: 50267608

Sample: GP-31 SL (17.5-18.0) **Lab ID: 50267608011** Collected: 09/16/20 13:24 Received: 09/17/20 12:35 Matrix: Solid

Results reported on a "dry weight" basis and are adjusted for percent moisture, sample size and any dilutions.

Parameters	Results	Units	Report Limit	MDL	DF	Prepared	Analyzed	CAS No.	Qual
8260 MSV 5035A VOA	Analytical Method: EPA 8260								
	Pace Analytical Services - Indianapolis								
Iodomethane	ND	mg/kg	0.086	0.0026	1		09/22/20 04:57	74-88-4	
Isopropylbenzene (Cumene)	ND	mg/kg	0.0043	0.00026	1		09/22/20 04:57	98-82-8	
p-Isopropyltoluene	ND	mg/kg	0.0043	0.00024	1		09/22/20 04:57	99-87-6	
Methylene Chloride	ND	mg/kg	0.017	0.00090	1		09/22/20 04:57	75-09-2	
4-Methyl-2-pentanone (MIBK)	ND	mg/kg	0.022	0.0021	1		09/22/20 04:57	108-10-1	
Methyl-tert-butyl ether	ND US	mg/kg	0.0043	0.00029	1		09/22/20 04:57	1634-04-4	L2
Naphthalene	ND	mg/kg	0.0043	0.00030	1		09/22/20 04:57	91-20-3	
n-Propylbenzene	ND	mg/kg	0.0043	0.00024	1		09/22/20 04:57	103-65-1	
Styrene	ND	mg/kg	0.0043	0.00028	1		09/22/20 04:57	100-42-5	
1,1,1,2-Tetrachloroethane	ND	mg/kg	0.0043	0.00030	1		09/22/20 04:57	630-20-6	
1,1,2,2-Tetrachloroethane	ND	mg/kg	0.0043	0.00037	1		09/22/20 04:57	79-34-5	
Tetrachloroethene	ND	mg/kg	0.0043	0.00020	1		09/22/20 04:57	127-18-4	
Toluene	**0.00067J**	mg/kg	0.0043	0.00035	1		09/22/20 04:57	108-88-3	
1,2,3-Trichlorobenzene	ND	mg/kg	0.0043	0.00025	1		09/22/20 04:57	87-61-6	
1,2,4-Trichlorobenzene	ND	mg/kg	0.0043	0.00020	1		09/22/20 04:57	120-82-1	
1,1,1-Trichloroethane	ND	mg/kg	0.0043	0.00031	1		09/22/20 04:57	71-55-6	
1,1,2-Trichloroethane	ND	mg/kg	0.0043	0.00039	1		09/22/20 04:57	79-00-5	
Trichloroethene	**0.062**	mg/kg	0.0043	0.00031	1		09/22/20 04:57	79-01-6	
Trichlorofluoromethane	ND	mg/kg	0.0043	0.00047	1		09/22/20 04:57	75-69-4	
1,2,3-Trichloropropane	ND	mg/kg	0.0043	0.00026	1		09/22/20 04:57	96-18-4	
1,2,4-Trimethylbenzene	ND	mg/kg	0.0043	0.00025	1		09/22/20 04:57	95-63-6	
1,3,5-Trimethylbenzene	ND	mg/kg	0.0043	0.00024	1		09/22/20 04:57	108-67-8	
Vinyl acetate	ND US	mg/kg	0.086	0.00080	1		09/22/20 04:57	108-05-4	
Vinyl chloride	ND	mg/kg	0.0043	0.00025	1		09/22/20 04:57	75-01-4	
Xylene (Total)	ND	mg/kg	0.0086	0.00058	1		09/22/20 04:57	1330-20-7	
Surrogates									
Dibromofluoromethane (S)	104	%.	73-133		1		09/22/20 04:57	1868-53-7	
Toluene-d8 (S)	106	%.	73-130		1		09/22/20 04:57	2037-26-5	
4-Bromofluorobenzene (S)	92	%.	55-129		1		09/22/20 04:57	460-00-4	
Percent Moisture	Analytical Method: SM 2540G								
	Pace Analytical Services - Indianapolis								
Percent Moisture	**4.6**	%	0.10	0.10	1		09/18/20 10:22		N2

10/26/20

Pace Analytical Services, LLC
7726 Moller Road
Indianapolis, IN 46268
(317)228-3100

ANALYTICAL RESULTS

Project: Amphenol
Pace Project No.: 50267608

Sample: GP-31 SL (18-18.50) **Lab ID: 50267608012** Collected: 09/16/20 13:21 Received: 09/17/20 12:35 Matrix: Solid

Results reported on a "dry weight" basis and are adjusted for percent moisture, sample size and any dilutions.

Parameters	Results	Units	Report Limit	MDL	DF	Prepared	Analyzed	CAS No.	Qual
8260 MSV 5035A VOA	Analytical Method: EPA 8260								
	Pace Analytical Services - Indianapolis								
Acetone	**0.029J**	mg/kg	0.081	0.0037	1		09/22/20 05:35	67-64-1	
Acrolein	ND	mg/kg	0.081	0.0044	1		09/22/20 05:35	107-02-8	
Acrylonitrile	ND	mg/kg	0.081	0.0019	1		09/22/20 05:35	107-13-1	
Benzene	ND	mg/kg	0.0041	0.00033	1		09/22/20 05:35	71-43-2	
Bromobenzene	ND	mg/kg	0.0041	0.00033	1		09/22/20 05:35	108-86-1	
Bromochloromethane	ND	mg/kg	0.0041	0.00047	1		09/22/20 05:35	74-97-5	
Bromodichloromethane	ND	mg/kg	0.0041	0.00031	1		09/22/20 05:35	75-27-4	
Bromoform	ND	mg/kg	0.0041	0.00029	1		09/22/20 05:35	75-25-2	
Bromomethane	ND UJ	mg/kg	0.0041	0.0012	1		09/22/20 05:35	74-83-9	
2-Butanone (MEK)	ND	mg/kg	0.020	0.0021	1		09/22/20 05:35	78-93-3	
n-Butylbenzene	ND UJ	mg/kg	0.0041	0.00018	1		09/22/20 05:35	104-51-8	
sec-Butylbenzene	ND	mg/kg	0.0041	0.00021	1		09/22/20 05:35	135-98-8	
tert-Butylbenzene	ND	mg/kg	0.0041	0.00022	1		09/22/20 05:35	98-06-6	
Carbon disulfide	**0.0029J**	mg/kg	0.0081	0.00031	1		09/22/20 05:35	75-15-0	
Carbon tetrachloride	ND	mg/kg	0.0041	0.00031	1		09/22/20 05:35	56-23-5	
Chlorobenzene	ND	mg/kg	0.0041	0.00031	1		09/22/20 05:35	108-90-7	
Chloroethane	ND UJ	mg/kg	0.0041	0.00033	1		09/22/20 05:35	75-00-3	
Chloroform	ND	mg/kg	0.0041	0.00033	1		09/22/20 05:35	67-66-3	
Chloromethane	ND	mg/kg	0.0041	0.00016	1		09/22/20 05:35	74-87-3	
2-Chlorotoluene	ND UJ	mg/kg	0.0041	0.00025	1		09/22/20 05:35	95-49-8	
4-Chlorotoluene	ND UJ	mg/kg	0.0041	0.00023	1		09/22/20 05:35	106-43-4	
Dibromochloromethane	ND	mg/kg	0.0041	0.00032	1		09/22/20 05:35	124-48-1	
1,2-Dibromoethane (EDB)	ND	mg/kg	0.0041	0.00035	1		09/22/20 05:35	106-93-4	
Dibromomethane	ND	mg/kg	0.0041	0.00041	1		09/22/20 05:35	74-95-3	
1,2-Dichlorobenzene	ND UJ	mg/kg	0.0041	0.00031	1		09/22/20 05:35	95-50-1	
1,3-Dichlorobenzene	ND	mg/kg	0.0041	0.00028	1		09/22/20 05:35	541-73-1	
1,4-Dichlorobenzene	ND	mg/kg	0.0041	0.00026	1		09/22/20 05:35	106-46-7	
trans-1,4-Dichloro-2-butene	ND	mg/kg	0.081	0.00018	1		09/22/20 05:35	110-57-6	
Dichlorodifluoromethane	ND UJ	mg/kg	0.0041	0.00031	1		09/22/20 05:35	75-71-8	
1,1-Dichloroethane	ND	mg/kg	0.0041	0.00032	1		09/22/20 05:35	75-34-3	
1,2-Dichloroethane	ND	mg/kg	0.0041	0.00036	1		09/22/20 05:35	107-06-2	
1,1-Dichloroethene	ND	mg/kg	0.0041	0.00029	1		09/22/20 05:35	75-35-4	
cis-1,2-Dichloroethene	**0.046**	mg/kg	0.0041	0.00035	1		09/22/20 05:35	156-59-2	
trans-1,2-Dichloroethene	**0.0048**	mg/kg	0.0041	0.00029	1		09/22/20 05:35	156-60-5	
1,2-Dichloropropane	ND	mg/kg	0.0041	0.00038	1		09/22/20 05:35	78-87-5	
1,3-Dichloropropane	ND	mg/kg	0.0041	0.00037	1		09/22/20 05:35	142-28-9	
2,2-Dichloropropane	ND	mg/kg	0.0041	0.00026	1		09/22/20 05:35	594-20-7	
1,1-Dichloropropene	ND	mg/kg	0.0041	0.00027	1		09/22/20 05:35	563-58-6	
cis-1,3-Dichloropropene	ND	mg/kg	0.0041	0.00027	1		09/22/20 05:35	10061-01-5	
trans-1,3-Dichloropropene	ND	mg/kg	0.0041	0.00027	1		09/22/20 05:35	10061-02-6	
Ethylbenzene	ND	mg/kg	0.0041	0.00031	1		09/22/20 05:35	100-41-4	
Ethyl methacrylate	ND	mg/kg	0.081	0.00019	1		09/22/20 05:35	97-63-2	
Hexachloro-1,3-butadiene	ND UJ	mg/kg	0.0041	0.00020	1		09/22/20 05:35	87-68-3	
2-Hexanone	ND	mg/kg	0.081	0.0017	1		09/22/20 05:35	591-78-6	

This report shall not be reproduced, except in full,
without the written consent of Pace Analytical Services, LLC.

10/26/20

Pace Analytical®
www.pacelabs.com

Pace Analytical Services, LLC
7726 Moller Road
Indianapolis, IN 46268
(317)228-3100

ANALYTICAL RESULTS

Project: Amphenol
Pace Project No.: 50267608

Sample: GP-31 SL (18-18.50) **Lab ID: 50267608012** Collected: 09/16/20 13:21 Received: 09/17/20 12:35 Matrix: Solid

Results reported on a "dry weight" basis and are adjusted for percent moisture, sample size and any dilutions.

Parameters	Results	Units	Report Limit	MDL	DF	Prepared	Analyzed	CAS No.	Qual
8260 MSV 5035A VOA	Analytical Method: EPA 8260								
	Pace Analytical Services - Indianapolis								
Iodomethane	ND	mg/kg	0.081	0.0024	1		09/22/20 05:35	74-88-4	
Isopropylbenzene (Cumene)	ND	mg/kg	0.0041	0.00024	1		09/22/20 05:35	98-82-8	
p-Isopropyltoluene	ND UJ	mg/kg	0.0041	0.00023	1		09/22/20 05:35	99-87-6	
Methylene Chloride	ND	mg/kg	0.016	0.00085	1		09/22/20 05:35	75-09-2	
4-Methyl-2-pentanone (MIBK)	ND	mg/kg	0.020	0.0020	1		09/22/20 05:35	108-10-1	
Methyl-tert-butyl ether	ND UJ	mg/kg	0.0041	0.00027	1		09/22/20 05:35	1634-04-4	L2
Naphthalene	ND	mg/kg	0.0041	0.00028	1		09/22/20 05:35	91-20-3	
n-Propylbenzene	ND	mg/kg	0.0041	0.00023	1		09/22/20 05:35	103-65-1	
Styrene	ND	mg/kg	0.0041	0.00027	1		09/22/20 05:35	100-42-5	
1,1,1,2-Tetrachloroethane	ND	mg/kg	0.0041	0.00028	1		09/22/20 05:35	630-20-6	
1,1,2,2-Tetrachloroethane	ND UJ	mg/kg	0.0041	0.00035	1		09/22/20 05:35	79-34-5	
Tetrachloroethene	ND	mg/kg	0.0041	0.00019	1		09/22/20 05:35	127-18-4	
Toluene	ND	mg/kg	0.0041	0.00033	1		09/22/20 05:35	108-88-3	
1,2,3-Trichlorobenzene	ND UJ	mg/kg	0.0041	0.00023	1		09/22/20 05:35	87-61-6	
1,2,4-Trichlorobenzene	ND UJ	mg/kg	0.0041	0.00019	1		09/22/20 05:35	120-82-1	
1,1,1-Trichloroethane	ND	mg/kg	0.0041	0.00029	1		09/22/20 05:35	71-55-6	
1,1,2-Trichloroethane	ND	mg/kg	0.0041	0.00036	1		09/22/20 05:35	79-00-5	
Trichloroethene	**0.16**	mg/kg	0.0041	0.00029	1		09/22/20 05:35	79-01-6	M1,R1
Trichlorofluoromethane	ND	mg/kg	0.0041	0.00044	1		09/22/20 05:35	75-69-4	
1,2,3-Trichloropropane	ND UJ	mg/kg	0.0041	0.00025	1		09/22/20 05:35	96-18-4	
1,2,4-Trimethylbenzene	ND	mg/kg	0.0041	0.00024	1		09/22/20 05:35	95-63-6	
1,3,5-Trimethylbenzene	ND	mg/kg	0.0041	0.00022	1		09/22/20 05:35	108-67-8	
Vinyl acetate	ND UJ	mg/kg	0.081	0.00075	1		09/22/20 05:35	108-05-4	
Vinyl chloride	ND	mg/kg	0.0041	0.00024	1		09/22/20 05:35	75-01-4	
Xylene (Total)	ND	mg/kg	0.0081	0.00054	1		09/22/20 05:35	1330-20-7	
Surrogates									
Dibromofluoromethane (S)	109	%.	73-133		1		09/22/20 05:35	1868-53-7	
Toluene-d8 (S)	121	%.	73-130		1		09/22/20 05:35	2037-26-5	
4-Bromofluorobenzene (S)	76	%.	55-129		1		09/22/20 05:35	460-00-4	
Percent Moisture	Analytical Method: SM 2540G								
	Pace Analytical Services - Indianapolis								
Percent Moisture	**8.0**	%	0.10	0.10	1		09/18/20 10:22		N2

10/26/20

Pace Analytical Services, LLC
7726 Moller Road
Indianapolis, IN 46268
(317)228-3100

ANALYTICAL RESULTS

Project: Amphenol
Pace Project No.: 50267608

Sample: GP-30 SL (11.0-11.5) **Lab ID: 50267608013** Collected: 09/16/20 14:39 Received: 09/17/20 12:35 Matrix: Solid

Results reported on a "dry weight" basis and are adjusted for percent moisture, sample size and any dilutions.

Parameters	Results	Units	Report Limit	MDL	DF	Prepared	Analyzed	CAS No.	Qual
8260 MSV 5035A VOA	Analytical Method: EPA 8260 Pace Analytical Services - Indianapolis								
Acetone	ND	mg/kg	0.10	0.0047	1		09/22/20 07:29	67-64-1	
Acrolein	ND	mg/kg	0.10	0.0054	1		09/22/20 07:29	107-02-8	
Acrylonitrile	ND	mg/kg	0.10	0.0024	1		09/22/20 07:29	107-13-1	
Benzene	ND	mg/kg	0.0051	0.00041	1		09/22/20 07:29	71-43-2	
Bromobenzene	ND	mg/kg	0.0051	0.00041	1		09/22/20 07:29	108-86-1	
Bromochloromethane	ND	mg/kg	0.0051	0.00058	1		09/22/20 07:29	74-97-5	
Bromodichloromethane	ND	mg/kg	0.0051	0.00039	1		09/22/20 07:29	75-27-4	
Bromoform	ND	mg/kg	0.0051	0.00036	1		09/22/20 07:29	75-25-2	
Bromomethane	ND	UJ mg/kg	0.0051	0.0015	1		09/22/20 07:29	74-83-9	
2-Butanone (MEK)	ND	mg/kg	0.025	0.0026	1		09/22/20 07:29	78-93-3	
n-Butylbenzene	ND	mg/kg	0.0051	0.00023	1		09/22/20 07:29	104-51-8	
sec-Butylbenzene	ND	mg/kg	0.0051	0.00026	1		09/22/20 07:29	135-98-8	
tert-Butylbenzene	ND	mg/kg	0.0051	0.00027	1		09/22/20 07:29	98-06-6	
Carbon disulfide	ND	mg/kg	0.010	0.00039	1		09/22/20 07:29	75-15-0	
Carbon tetrachloride	ND	mg/kg	0.0051	0.00039	1		09/22/20 07:29	56-23-5	
Chlorobenzene	ND	mg/kg	0.0051	0.00039	1		09/22/20 07:29	108-90-7	
Chloroethane	ND	UJ mg/kg	0.0051	0.00041	1		09/22/20 07:29	75-00-3	
Chloroform	ND	mg/kg	0.0051	0.00041	1		09/22/20 07:29	67-66-3	
Chloromethane	ND	mg/kg	0.0051	0.00020	1		09/22/20 07:29	74-87-3	
2-Chlorotoluene	ND	mg/kg	0.0051	0.00032	1		09/22/20 07:29	95-49-8	
4-Chlorotoluene	ND	mg/kg	0.0051	0.00029	1		09/22/20 07:29	106-43-4	
Dibromochloromethane	ND	mg/kg	0.0051	0.00040	1		09/22/20 07:29	124-48-1	
1,2-Dibromoethane (EDB)	ND	mg/kg	0.0051	0.00044	1		09/22/20 07:29	106-93-4	
Dibromomethane	ND	mg/kg	0.0051	0.00051	1		09/22/20 07:29	74-95-3	
1,2-Dichlorobenzene	ND	mg/kg	0.0051	0.00039	1		09/22/20 07:29	95-50-1	
1,3-Dichlorobenzene	ND	mg/kg	0.0051	0.00034	1		09/22/20 07:29	541-73-1	
1,4-Dichlorobenzene	ND	mg/kg	0.0051	0.00033	1		09/22/20 07:29	106-46-7	
trans-1,4-Dichloro-2-butene	ND	mg/kg	0.10	0.00022	1		09/22/20 07:29	110-57-6	
Dichlorodifluoromethane	ND	UJ mg/kg	0.0051	0.00038	1		09/22/20 07:29	75-71-8	
1,1-Dichloroethane	ND	mg/kg	0.0051	0.00040	1		09/22/20 07:29	75-34-3	
1,2-Dichloroethane	ND	mg/kg	0.0051	0.00045	1		09/22/20 07:29	107-06-2	
1,1-Dichloroethene	ND	mg/kg	0.0051	0.00036	1		09/22/20 07:29	75-35-4	
cis-1,2-Dichloroethene	ND	mg/kg	0.0051	0.00044	1		09/22/20 07:29	156-59-2	
trans-1,2-Dichloroethene	ND	mg/kg	0.0051	0.00036	1		09/22/20 07:29	156-60-5	
1,2-Dichloropropane	ND	mg/kg	0.0051	0.00047	1		09/22/20 07:29	78-87-5	
1,3-Dichloropropane	ND	mg/kg	0.0051	0.00046	1		09/22/20 07:29	142-28-9	
2,2-Dichloropropane	ND	mg/kg	0.0051	0.00033	1		09/22/20 07:29	594-20-7	
1,1-Dichloropropene	ND	mg/kg	0.0051	0.00034	1		09/22/20 07:29	563-58-6	
cis-1,3-Dichloropropene	ND	mg/kg	0.0051	0.00034	1		09/22/20 07:29	10061-01-5	
trans-1,3-Dichloropropene	ND	mg/kg	0.0051	0.00034	1		09/22/20 07:29	10061-02-6	
Ethylbenzene	ND	mg/kg	0.0051	0.00038	1		09/22/20 07:29	100-41-4	
Ethyl methacrylate	ND	mg/kg	0.10	0.00023	1		09/22/20 07:29	97-63-2	
Hexachloro-1,3-butadiene	ND	mg/kg	0.0051	0.00025	1		09/22/20 07:29	87-68-3	
2-Hexanone	ND	mg/kg	0.10	0.0021	1		09/22/20 07:29	591-78-6	

This report shall not be reproduced, except in full,
without the written consent of Pace Analytical Services, LLC.

10/26/20

Pace Analytical Services, LLC
7726 Moller Road
Indianapolis, IN 46268
(317)228-3100

ANALYTICAL RESULTS

Project: Amphenol
Pace Project No.: 50267608

Sample: GP-30 SL (11.0-11.5) **Lab ID: 50267608013** Collected: 09/16/20 14:39 Received: 09/17/20 12:35 Matrix: Solid

Results reported on a "dry weight" basis and are adjusted for percent moisture, sample size and any dilutions.

Parameters	Results	Units	Report Limit	MDL	DF	Prepared	Analyzed	CAS No.	Qual
8260 MSV 5035A VOA	Analytical Method: EPA 8260								
	Pace Analytical Services - Indianapolis								
Iodomethane	**0.0032J** 0.104	mg/kg	0.10	0.0030	1		09/22/20 07:29	74-88-4	B
Isopropylbenzene (Cumene)	ND	mg/kg	0.0051	0.00030	1		09/22/20 07:29	98-82-8	
p-Isopropyltoluene	ND	mg/kg	0.0051	0.00028	1		09/22/20 07:29	99-87-6	
Methylene Chloride	ND	mg/kg	0.020	0.0011	1		09/22/20 07:29	75-09-2	
4-Methyl-2-pentanone (MIBK)	ND	mg/kg	0.025	0.0024	1		09/22/20 07:29	108-10-1	
Methyl-tert-butyl ether	ND UJ	mg/kg	0.0051	0.00034	1		09/22/20 07:29	1634-04-4	L2
Naphthalene	ND	mg/kg	0.0051	0.00035	1		09/22/20 07:29	91-20-3	
n-Propylbenzene	ND	mg/kg	0.0051	0.00028	1		09/22/20 07:29	103-65-1	
Styrene	ND	mg/kg	0.0051	0.00033	1		09/22/20 07:29	100-42-5	
1,1,1,2-Tetrachloroethane	ND	mg/kg	0.0051	0.00035	1		09/22/20 07:29	630-20-6	
1,1,2,2-Tetrachloroethane	ND	mg/kg	0.0051	0.00044	1		09/22/20 07:29	79-34-5	
Tetrachloroethene	ND	mg/kg	0.0051	0.00023	1		09/22/20 07:29	127-18-4	
Toluene	ND	mg/kg	0.0051	0.00041	1		09/22/20 07:29	108-88-3	
1,2,3-Trichlorobenzene	ND	mg/kg	0.0051	0.00029	1		09/22/20 07:29	87-61-6	
1,2,4-Trichlorobenzene	ND	mg/kg	0.0051	0.00023	1		09/22/20 07:29	120-82-1	
1,1,1-Trichloroethane	ND	mg/kg	0.0051	0.00036	1		09/22/20 07:29	71-55-6	
1,1,2-Trichloroethane	ND	mg/kg	0.0051	0.00045	1		09/22/20 07:29	79-00-5	
Trichloroethene	ND	mg/kg	0.0051	0.00036	1		09/22/20 07:29	79-01-6	
Trichlorofluoromethane	ND	mg/kg	0.0051	0.00055	1		09/22/20 07:29	75-69-4	
1,2,3-Trichloropropane	ND	mg/kg	0.0051	0.00031	1		09/22/20 07:29	96-18-4	
1,2,4-Trimethylbenzene	ND	mg/kg	0.0051	0.00030	1		09/22/20 07:29	95-63-6	
1,3,5-Trimethylbenzene	ND	mg/kg	0.0051	0.00028	1		09/22/20 07:29	108-67-8	
Vinyl acetate	ND UJ	mg/kg	0.10	0.00094	1		09/22/20 07:29	108-05-4	
Vinyl chloride	ND	mg/kg	0.0051	0.00030	1		09/22/20 07:29	75-01-4	
Xylene (Total)	ND	mg/kg	0.010	0.00068	1		09/22/20 07:29	1330-20-7	
Surrogates									
Dibromofluoromethane (S)	105	%.	73-133		1		09/22/20 07:29	1868-53-7	
Toluene-d8 (S)	102	%.	73-130		1		09/22/20 07:29	2037-26-5	
4-Bromofluorobenzene (S)	93	%.	55-129		1		09/22/20 07:29	460-00-4	
Percent Moisture	Analytical Method: SM 2540G								
	Pace Analytical Services - Indianapolis								
Percent Moisture	**16.9**	%	0.10	0.10	1		09/18/20 10:22		N2

REPORT OF LABORATORY ANALYSIS

This report shall not be reproduced, except in full,
without the written consent of Pace Analytical Services, LLC.

10/26/20

Pace Analytical Services, LLC
7726 Moller Road
Indianapolis, IN 46268
(317)228-3100

ANALYTICAL RESULTS

Project: Amphenol
Pace Project No.: 50267608

Sample: GP-30 SL (17.50-18) **Lab ID: 50267608014** Collected: 09/16/20 14:36 Received: 09/17/20 12:35 Matrix: Solid

Results reported on a "dry weight" basis and are adjusted for percent moisture, sample size and any dilutions.

Parameters	Results	Units	Report Limit	MDL	DF	Prepared	Analyzed	CAS No.	Qual
8260 MSV 5035A VOA	Analytical Method: EPA 8260								
	Pace Analytical Services - Indianapolis								
Acetone	**0.014J**	mg/kg	0.098	0.0045	1		09/22/20 08:06	67-64-1	
Acrolein	ND	mg/kg	0.098	0.0053	1		09/22/20 08:06	107-02-8	
Acrylonitrile	ND	mg/kg	0.098	0.0023	1		09/22/20 08:06	107-13-1	
Benzene	ND	mg/kg	0.0049	0.00039	1		09/22/20 08:06	71-43-2	
Bromobenzene	ND	mg/kg	0.0049	0.00039	1		09/22/20 08:06	108-86-1	
Bromochloromethane	ND	mg/kg	0.0049	0.00057	1		09/22/20 08:06	74-97-5	
Bromodichloromethane	ND	mg/kg	0.0049	0.00038	1		09/22/20 08:06	75-27-4	
Bromoform	ND	mg/kg	0.0049	0.00035	1		09/22/20 08:06	75-25-2	
Bromomethane	ND UJ	mg/kg	0.0049	0.0014	1		09/22/20 08:06	74-83-9	
2-Butanone (MEK)	ND	mg/kg	0.025	0.0025	1		09/22/20 08:06	78-93-3	
n-Butylbenzene	ND	mg/kg	0.0049	0.00022	1		09/22/20 08:06	104-51-8	
sec-Butylbenzene	ND	mg/kg	0.0049	0.00025	1		09/22/20 08:06	135-98-8	
tert-Butylbenzene	ND	mg/kg	0.0049	0.00026	1		09/22/20 08:06	98-06-6	
Carbon disulfide	ND	mg/kg	0.0098	0.00038	1		09/22/20 08:06	75-15-0	
Carbon tetrachloride	ND	mg/kg	0.0049	0.00038	1		09/22/20 08:06	56-23-5	
Chlorobenzene	ND	mg/kg	0.0049	0.00038	1		09/22/20 08:06	108-90-7	
Chloroethane	ND UJ	mg/kg	0.0049	0.00040	1		09/22/20 08:06	75-00-3	
Chloroform	ND	mg/kg	0.0049	0.00040	1		09/22/20 08:06	67-66-3	
Chloromethane	ND	mg/kg	0.0049	0.00019	1		09/22/20 08:06	74-87-3	
2-Chlorotoluene	ND	mg/kg	0.0049	0.00031	1		09/22/20 08:06	95-49-8	
4-Chlorotoluene	ND	mg/kg	0.0049	0.00028	1		09/22/20 08:06	106-43-4	
Dibromochloromethane	ND	mg/kg	0.0049	0.00039	1		09/22/20 08:06	124-48-1	
1,2-Dibromoethane (EDB)	ND	mg/kg	0.0049	0.00043	1		09/22/20 08:06	106-93-4	
Dibromomethane	ND	mg/kg	0.0049	0.00050	1		09/22/20 08:06	74-95-3	
1,2-Dichlorobenzene	ND	mg/kg	0.0049	0.00037	1		09/22/20 08:06	95-50-1	
1,3-Dichlorobenzene	ND	mg/kg	0.0049	0.00033	1		09/22/20 08:06	541-73-1	
1,4-Dichlorobenzene	ND	mg/kg	0.0049	0.00032	1		09/22/20 08:06	106-46-7	
trans-1,4-Dichloro-2-butene	ND	mg/kg	0.098	0.00022	1		09/22/20 08:06	110-57-6	
Dichlorodifluoromethane	ND	mg/kg	0.0049	0.00037	1		09/22/20 08:06	75-71-8	
1,1-Dichloroethane	ND	mg/kg	0.0049	0.00039	1		09/22/20 08:06	75-34-3	
1,2-Dichloroethane	ND	mg/kg	0.0049	0.00044	1		09/22/20 08:06	107-06-2	
1,1-Dichloroethene	ND	mg/kg	0.0049	0.00035	1		09/22/20 08:06	75-35-4	
cis-1,2-Dichloroethene	ND	mg/kg	0.0049	0.00043	1		09/22/20 08:06	156-59-2	
trans-1,2-Dichloroethene	ND	mg/kg	0.0049	0.00035	1		09/22/20 08:06	156-60-5	
1,2-Dichloropropane	ND	mg/kg	0.0049	0.00045	1		09/22/20 08:06	78-87-5	
1,3-Dichloropropane	ND	mg/kg	0.0049	0.00044	1		09/22/20 08:06	142-28-9	
2,2-Dichloropropane	ND	mg/kg	0.0049	0.00032	1		09/22/20 08:06	594-20-7	
1,1-Dichloropropene	ND	mg/kg	0.0049	0.00033	1		09/22/20 08:06	563-58-6	
cis-1,3-Dichloropropene	ND	mg/kg	0.0049	0.00033	1		09/22/20 08:06	10061-01-5	
trans-1,3-Dichloropropene	ND	mg/kg	0.0049	0.00033	1		09/22/20 08:06	10061-02-6	
Ethylbenzene	ND	mg/kg	0.0049	0.00037	1		09/22/20 08:06	100-41-4	
Ethyl methacrylate	ND	mg/kg	0.098	0.00022	1		09/22/20 08:06	97-63-2	
Hexachloro-1,3-butadiene	ND	mg/kg	0.0049	0.00025	1		09/22/20 08:06	87-68-3	
2-Hexanone	ND	mg/kg	0.098	0.0020	1		09/22/20 08:06	591-78-6	

10/26/20

Pace Analytical®
www.pacelabs.com

Pace Analytical Services, LLC
7726 Moller Road
Indianapolis, IN 46268
(317)228-3100

ANALYTICAL RESULTS

Project: Amphenol
Pace Project No.: 50267608

Sample: GP-30 SL (17.50-18) **Lab ID: 50267608014** Collected: 09/16/20 14:36 Received: 09/17/20 12:35 Matrix: Solid

Results reported on a "dry weight" basis and are adjusted for percent moisture, sample size and any dilutions.

Parameters	Results	Units	Report Limit	MDL	DF	Prepared	Analyzed	CAS No.	Qual
8260 MSV 5035A VOA	Analytical Method: EPA 8260								
	Pace Analytical Services - Indianapolis								
Iodomethane	ND	mg/kg	0.098	0.0029	1		09/22/20 08:06	74-88-4	
Isopropylbenzene (Cumene)	ND	mg/kg	0.0049	0.00030	1		09/22/20 08:06	98-82-8	
p-Isopropyltoluene	ND	mg/kg	0.0049	0.00027	1		09/22/20 08:06	99-87-6	
Methylene Chloride	ND	mg/kg	0.020	0.0010	1		09/22/20 08:06	75-09-2	
4-Methyl-2-pentanone (MIBK)	ND	mg/kg	0.025	0.0024	1		09/22/20 08:06	108-10-1	
Methyl-tert-butyl ether	ND UJ	mg/kg	0.0049	0.00033	1		09/22/20 08:06	1634-04-4	L2
Naphthalene	ND	mg/kg	0.0049	0.00034	1		09/22/20 08:06	91-20-3	
n-Propylbenzene	ND	mg/kg	0.0049	0.00027	1		09/22/20 08:06	103-65-1	
Styrene	ND	mg/kg	0.0049	0.00032	1		09/22/20 08:06	100-42-5	
1,1,1,2-Tetrachloroethane	ND	mg/kg	0.0049	0.00034	1		09/22/20 08:06	630-20-6	
1,1,2,2-Tetrachloroethane	ND	mg/kg	0.0049	0.00042	1		09/22/20 08:06	79-34-5	
Tetrachloroethene	ND	mg/kg	0.0049	0.00023	1		09/22/20 08:06	127-18-4	
Toluene	**0.00092J**	mg/kg	0.0049	0.00040	1		09/22/20 08:06	108-88-3	
1,2,3-Trichlorobenzene	ND	mg/kg	0.0049	0.00028	1		09/22/20 08:06	87-61-6	
1,2,4-Trichlorobenzene	ND	mg/kg	0.0049	0.00023	1		09/22/20 08:06	120-82-1	
1,1,1-Trichloroethane	ND	mg/kg	0.0049	0.00035	1		09/22/20 08:06	71-55-6	
1,1,2-Trichloroethane	ND	mg/kg	0.0049	0.00044	1		09/22/20 08:06	79-00-5	
Trichloroethene	ND	mg/kg	0.0049	0.00035	1		09/22/20 08:06	79-01-6	
Trichlorofluoromethane	ND	mg/kg	0.0049	0.00054	1		09/22/20 08:06	75-69-4	
1,2,3-Trichloropropane	ND	mg/kg	0.0049	0.00030	1		09/22/20 08:06	96-18-4	
1,2,4-Trimethylbenzene	ND	mg/kg	0.0049	0.00029	1		09/22/20 08:06	95-63-6	
1,3,5-Trimethylbenzene	ND	mg/kg	0.0049	0.00027	1		09/22/20 08:06	108-67-8	
Vinyl acetate	ND UJ	mg/kg	0.098	0.00091	1		09/22/20 08:06	108-05-4	
Vinyl chloride	ND	mg/kg	0.0049	0.00029	1		09/22/20 08:06	75-01-4	
Xylene (Total)	**0.00085J**	mg/kg	0.0098 U	0.00066	1		09/22/20 08:06	1330-20-7	
Surrogates									
Dibromofluoromethane (S)	104	%.	73-133		1		09/22/20 08:06	1868-53-7	
Toluene-d8 (S)	103	%.	73-130		1		09/22/20 08:06	2037-26-5	
4-Bromofluorobenzene (S)	92	%.	55-129		1		09/22/20 08:06	460-00-4	
Percent Moisture	Analytical Method: SM 2540G								
	Pace Analytical Services - Indianapolis								
Percent Moisture	**9.0**	%	0.10	0.10	1		09/18/20 10:22		N2

REPORT OF LABORATORY ANALYSIS

This report shall not be reproduced, except in full,
without the written consent of Pace Analytical Services, LLC.

10/26/20 CC

Pace Analytical Services, LLC
7726 Moller Road
Indianapolis, IN 46268
(317)228-3100

ANALYTICAL RESULTS

Project: Amphenol
Pace Project No.: 50267608

Sample: GP-30 SL (18.25-18.75) **Lab ID: 50267608015** Collected: 09/16/20 14:33 Received: 09/17/20 12:35 Matrix: Solid

Results reported on a "dry weight" basis and are adjusted for percent moisture, sample size and any dilutions.

Parameters	Results	Units	Report Limit	MDL	DF	Prepared	Analyzed	CAS No.	Qual
8260 MSV 5035A VOA	Analytical Method: EPA 8260								
	Pace Analytical Services - Indianapolis								
Acetone	**0.014J**	mg/kg	0.10	0.0046	1		09/22/20 08:44	67-64-1	
Acrolein	ND	mg/kg	0.10	0.0054	1		09/22/20 08:44	107-02-8	
Acrylonitrile	ND	mg/kg	0.10	0.0024	1		09/22/20 08:44	107-13-1	
Benzene	ND	mg/kg	0.0050	0.00040	1		09/22/20 08:44	71-43-2	
Bromobenzene	ND	mg/kg	0.0050	0.00040	1		09/22/20 08:44	108-86-1	
Bromochloromethane	ND	mg/kg	0.0050	0.00058	1		09/22/20 08:44	74-97-5	
Bromodichloromethane	ND	mg/kg	0.0050	0.00039	1		09/22/20 08:44	75-27-4	
Bromoform	ND	mg/kg	0.0050	0.00035	1		09/22/20 08:44	75-25-2	
Bromomethane	ND UJ	mg/kg	0.0050	0.0015	1		09/22/20 08:44	74-83-9	
2-Butanone (MEK)	ND	mg/kg	0.025	0.0025	1		09/22/20 08:44	78-93-3	
n-Butylbenzene	ND UJ	mg/kg	0.0050	0.00023	1		09/22/20 08:44	104-51-8	
sec-Butylbenzene	ND	mg/kg	0.0050	0.00026	1		09/22/20 08:44	135-98-8	
tert-Butylbenzene	ND	mg/kg	0.0050	0.00027	1		09/22/20 08:44	98-06-6	
Carbon disulfide	ND	mg/kg	0.010	0.00039	1		09/22/20 08:44	75-15-0	
Carbon tetrachloride	ND	mg/kg	0.0050	0.00038	1		09/22/20 08:44	56-23-5	
Chlorobenzene	ND	mg/kg	0.0050	0.00038	1		09/22/20 08:44	108-90-7	
Chloroethane	ND UJ	mg/kg	0.0050	0.00040	1		09/22/20 08:44	75-00-3	
Chloroform	ND	mg/kg	0.0050	0.00041	1		09/22/20 08:44	67-66-3	
Chloromethane	ND	mg/kg	0.0050	0.00020	1		09/22/20 08:44	74-87-3	
2-Chlorotoluene	ND UJ	mg/kg	0.0050	0.00031	1		09/22/20 08:44	95-49-8	
4-Chlorotoluene	ND	mg/kg	0.0050	0.00028	1		09/22/20 08:44	106-43-4	
Dibromochloromethane	ND	mg/kg	0.0050	0.00040	1		09/22/20 08:44	124-48-1	
1,2-Dibromoethane (EDB)	ND	mg/kg	0.0050	0.00044	1		09/22/20 08:44	106-93-4	
Dibromomethane	ND	mg/kg	0.0050	0.00051	1		09/22/20 08:44	74-95-3	
1,2-Dichlorobenzene	ND UJ	mg/kg	0.0050	0.00038	1		09/22/20 08:44	95-50-1	
1,3-Dichlorobenzene	ND	mg/kg	0.0050	0.00034	1		09/22/20 08:44	541-73-1	
1,4-Dichlorobenzene	ND	mg/kg	0.0050	0.00032	1		09/22/20 08:44	106-46-7	
trans-1,4-Dichloro-2-butene	ND	mg/kg	0.10	0.00022	1		09/22/20 08:44	110-57-6	
Dichlorodifluoromethane	ND UJ	mg/kg	0.0050	0.00038	1		09/22/20 08:44	75-71-8	
1,1-Dichloroethane	ND	mg/kg	0.0050	0.00039	1		09/22/20 08:44	75-34-3	
1,2-Dichloroethane	ND	mg/kg	0.0050	0.00045	1		09/22/20 08:44	107-06-2	
1,1-Dichloroethene	ND	mg/kg	0.0050	0.00036	1		09/22/20 08:44	75-35-4	
cis-1,2-Dichloroethene	ND	mg/kg	0.0050	0.00043	1		09/22/20 08:44	156-59-2	
trans-1,2-Dichloroethene	ND	mg/kg	0.0050	0.00035	1		09/22/20 08:44	156-60-5	
1,2-Dichloropropane	ND	mg/kg	0.0050	0.00046	1		09/22/20 08:44	78-87-5	
1,3-Dichloropropane	ND	mg/kg	0.0050	0.00045	1		09/22/20 08:44	142-28-9	
2,2-Dichloropropane	ND	mg/kg	0.0050	0.00032	1		09/22/20 08:44	594-20-7	
1,1-Dichloropropene	ND	mg/kg	0.0050	0.00033	1		09/22/20 08:44	563-58-6	
cis-1,3-Dichloropropene	ND	mg/kg	0.0050	0.00033	1		09/22/20 08:44	10061-01-5	
trans-1,3-Dichloropropene	ND	mg/kg	0.0050	0.00034	1		09/22/20 08:44	10061-02-6	
Ethylbenzene	ND	mg/kg	0.0050	0.00038	1		09/22/20 08:44	100-41-4	
Ethyl methacrylate	ND	mg/kg	0.10	0.00023	1		09/22/20 08:44	97-63-2	
Hexachloro-1,3-butadiene	ND UJ	mg/kg	0.0050	0.00025	1		09/22/20 08:44	87-68-3	
2-Hexanone	ND	mg/kg	0.10	0.0021	1		09/22/20 08:44	591-78-6	

REPORT OF LABORATORY ANALYSIS

This report shall not be reproduced, except in full,
without the written consent of Pace Analytical Services, LLC.

10/26/20

Pace Analytical Services, LLC
7726 Moller Road
Indianapolis, IN 46268
(317)228-3100

ANALYTICAL RESULTS

Project: Amphenol
Pace Project No.: 50267608

Sample: GP-30 SL (18.25-18.75) **Lab ID: 50267608015** Collected: 09/16/20 14:33 Received: 09/17/20 12:35 Matrix: Solid

Results reported on a "dry weight" basis and are adjusted for percent moisture, sample size and any dilutions.

Parameters	Results	Units	Report Limit	MDL	DF	Prepared	Analyzed	CAS No.	Qual
8260 MSV 5035A VOA	Analytical Method: EPA 8260								
	Pace Analytical Services - Indianapolis								
Iodomethane	ND	mg/kg	0.10	0.0030	1		09/22/20 08:44	74-88-4	
Isopropylbenzene (Cumene)	ND	mg/kg	0.0050	0.00030	1		09/22/20 08:44	98-82-8	
p-Isopropyltoluene	ND UJ	mg/kg	0.0050	0.00028	1		09/22/20 08:44	99-87-6	
Methylene Chloride	ND	mg/kg	0.020	0.0010	1		09/22/20 08:44	75-09-2	
4-Methyl-2-pentanone (MIBK)	ND	mg/kg	0.025	0.0024	1		09/22/20 08:44	108-10-1	
Methyl-tert-butyl ether	ND UJ	mg/kg	0.0050	0.00034	1		09/22/20 08:44	1634-04-4	L2
Naphthalene	ND	mg/kg	0.0050	0.00034	1		09/22/20 08:44	91-20-3	
n-Propylbenzene	ND	mg/kg	0.0050	0.00028	1		09/22/20 08:44	103-65-1	
Styrene	ND	mg/kg	0.0050	0.00033	1		09/22/20 08:44	100-42-5	
1,1,1,2-Tetrachloroethane	ND	mg/kg	0.0050	0.00035	1		09/22/20 08:44	630-20-6	
1,1,2,2-Tetrachloroethane	ND UJ	mg/kg	0.0050	0.00043	1		09/22/20 08:44	79-34-5	
Tetrachloroethene	ND	mg/kg	0.0050	0.00023	1		09/22/20 08:44	127-18-4	
Toluene	**0.0015J**	mg/kg	0.0050	0.00040	1		09/22/20 08:44	108-88-3	
1,2,3-Trichlorobenzene	ND UJ	mg/kg	0.0050	0.00028	1		09/22/20 08:44	87-61-6	
1,2,4-Trichlorobenzene	ND UJ	mg/kg	0.0050	0.00023	1		09/22/20 08:44	120-82-1	
1,1,1-Trichloroethane	ND	mg/kg	0.0050	0.00036	1		09/22/20 08:44	71-55-6	
1,1,2-Trichloroethane	ND	mg/kg	0.0050	0.00045	1		09/22/20 08:44	79-00-5	
Trichloroethene	ND	mg/kg	0.0050	0.00036	1		09/22/20 08:44	79-01-6	
Trichlorofluoromethane	ND	mg/kg	0.0050	0.00055	1		09/22/20 08:44	75-69-4	
1,2,3-Trichloropropane	ND UJ	mg/kg	0.0050	0.00030	1		09/22/20 08:44	96-18-4	
1,2,4-Trimethylbenzene	**0.00042J** J	mg/kg	0.0050	0.00029	1		09/22/20 08:44	95-63-6	
1,3,5-Trimethylbenzene	ND UJ	mg/kg	0.0050	0.00027	1		09/22/20 08:44	108-67-8	
Vinyl acetate	ND UJ	mg/kg	0.10	0.00093	1		09/22/20 08:44	108-05-4	
Vinyl chloride	ND	mg/kg	0.0050	0.00029	1		09/22/20 08:44	75-01-4	
Xylene (Total)	**0.00091J**	mg/kg	0.010 U	0.00067	1		09/22/20 08:44	1330-20-7	
Surrogates									
Dibromofluoromethane (S)	106	%.	73-133		1		09/22/20 08:44	1868-53-7	
Toluene-d8 (S)	110	%.	73-130		1		09/22/20 08:44	2037-26-5	
4-Bromofluorobenzene (S)	85	%.	55-129		1		09/22/20 08:44	460-00-4	
Percent Moisture	Analytical Method: SM 2540G								
	Pace Analytical Services - Indianapolis								
Percent Moisture	**6.5**	%	0.10	0.10	1		09/18/20 10:22		N2

REPORT OF LABORATORY ANALYSIS

This report shall not be reproduced, except in full,
without the written consent of Pace Analytical Services, LLC.

10/26/2020

Pace Analytical
www.pacelabs.com

Pace Analytical Services, LLC
7726 Moller Road
Indianapolis, IN 46268
(317)228-3100

ANALYTICAL RESULTS

Project: Amphenol
Pace Project No.: 50267608

Sample: GP-30 SL (18.75-19.25) **Lab ID: 50267608016** Collected: 09/16/20 14:30 Received: 09/17/20 12:35 Matrix: Solid

Results reported on a "dry weight" basis and are adjusted for percent moisture, sample size and any dilutions.

Parameters	Results	Units	Report Limit	MDL	DF	Prepared	Analyzed	CAS No.	Qual
8260 MSV 5035A VOA	Analytical Method: EPA 8260								
	Pace Analytical Services - Indianapolis								
Acetone	**0.012J**	mg/kg	0.11	0.0049	1		09/22/20 09:22	67-64-1	
Acrolein	ND	mg/kg	0.11	0.0057	1		09/22/20 09:22	107-02-8	
Acrylonitrile	ND	mg/kg	0.11	0.0025	1		09/22/20 09:22	107-13-1	
Benzene	ND	mg/kg	0.0053	0.00042	1		09/22/20 09:22	71-43-2	
Bromobenzene	ND	mg/kg	0.0053	0.00042	1		09/22/20 09:22	108-86-1	
Bromochloromethane	ND	mg/kg	0.0053	0.00061	1		09/22/20 09:22	74-97-5	
Bromodichloromethane	ND	mg/kg	0.0053	0.00041	1		09/22/20 09:22	75-27-4	
Bromoform	ND	mg/kg	0.0053	0.00037	1		09/22/20 09:22	75-25-2	
Bromomethane	ND UJ	mg/kg	0.0053	0.0016	1		09/22/20 09:22	74-83-9	
2-Butanone (MEK)	ND	mg/kg	0.026	0.0027	1		09/22/20 09:22	78-93-3	
n-Butylbenzene	ND	mg/kg	0.0053	0.00024	1		09/22/20 09:22	104-51-8	
sec-Butylbenzene	ND	mg/kg	0.0053	0.00027	1		09/22/20 09:22	135-98-8	
tert-Butylbenzene	ND	mg/kg	0.0053	0.00028	1		09/22/20 09:22	98-06-6	
Carbon disulfide	ND	mg/kg	0.011	0.00041	1		09/22/20 09:22	75-15-0	
Carbon tetrachloride	ND	mg/kg	0.0053	0.00040	1		09/22/20 09:22	56-23-5	
Chlorobenzene	**0.00061J**	mg/kg	0.0053 U	0.00040	1		09/22/20 09:22	108-90-7	
Chloroethane	ND UJ	mg/kg	0.0053	0.00043	1		09/22/20 09:22	75-00-3	
Chloroform	ND	mg/kg	0.0053	0.00043	1		09/22/20 09:22	67-66-3	
Chloromethane	ND	mg/kg	0.0053	0.00021	1		09/22/20 09:22	74-87-3	
2-Chlorotoluene	ND	mg/kg	0.0053	0.00033	1		09/22/20 09:22	95-49-8	
4-Chlorotoluene	ND	mg/kg	0.0053	0.00030	1		09/22/20 09:22	106-43-4	
Dibromochloromethane	ND	mg/kg	0.0053	0.00042	1		09/22/20 09:22	124-48-1	
1,2-Dibromoethane (EDB)	ND	mg/kg	0.0053	0.00046	1		09/22/20 09:22	106-93-4	
Dibromomethane	ND	mg/kg	0.0053	0.00054	1		09/22/20 09:22	74-95-3	
1,2-Dichlorobenzene	ND	mg/kg	0.0053	0.00040	1		09/22/20 09:22	95-50-1	
1,3-Dichlorobenzene	ND	mg/kg	0.0053	0.00036	1		09/22/20 09:22	541-73-1	
1,4-Dichlorobenzene	ND	mg/kg	0.0053	0.00034	1		09/22/20 09:22	106-46-7	
trans-1,4-Dichloro-2-butene	ND	mg/kg	0.11	0.00023	1		09/22/20 09:22	110-57-6	
Dichlorodifluoromethane	ND UJ	mg/kg	0.0053	0.00040	1		09/22/20 09:22	75-71-8	
1,1-Dichloroethane	ND	mg/kg	0.0053	0.00042	1		09/22/20 09:22	75-34-3	
1,2-Dichloroethane	ND	mg/kg	0.0053	0.00047	1		09/22/20 09:22	107-06-2	
1,1-Dichloroethene	ND	mg/kg	0.0053	0.00038	1		09/22/20 09:22	75-35-4	
cis-1,2-Dichloroethene	ND	mg/kg	0.0053	0.00046	1		09/22/20 09:22	156-59-2	
trans-1,2-Dichloroethene	ND	mg/kg	0.0053	0.00037	1		09/22/20 09:22	156-60-5	
1,2-Dichloropropane	ND	mg/kg	0.0053	0.00049	1		09/22/20 09:22	78-87-5	
1,3-Dichloropropane	ND	mg/kg	0.0053	0.00048	1		09/22/20 09:22	142-28-9	
2,2-Dichloropropane	ND	mg/kg	0.0053	0.00034	1		09/22/20 09:22	594-20-7	
1,1-Dichloropropene	ND	mg/kg	0.0053	0.00035	1		09/22/20 09:22	563-58-6	
cis-1,3-Dichloropropene	ND	mg/kg	0.0053	0.00035	1		09/22/20 09:22	10061-01-5	
trans-1,3-Dichloropropene	ND	mg/kg	0.0053	0.00036	1		09/22/20 09:22	10061-02-6	
Ethylbenzene	**0.00051J**	mg/kg	0.0053	0.00040	1		09/22/20 09:22	100-41-4	
Ethyl methacrylate	ND	mg/kg	0.11	0.00024	1		09/22/20 09:22	97-63-2	
Hexachloro-1,3-butadiene	ND	mg/kg	0.0053	0.00026	1		09/22/20 09:22	87-68-3	
2-Hexanone	ND	mg/kg	0.11	0.0022	1		09/22/20 09:22	591-78-6	

This report shall not be reproduced, except in full,
without the written consent of Pace Analytical Services, LLC.

10/26/20

Pace Analytical Services, LLC
7726 Moller Road
Indianapolis, IN 46268
(317)228-3100

ANALYTICAL RESULTS

Project: Amphenol
Pace Project No.: 50267608

Sample: GP-30 SL (18.75-19.25) **Lab ID: 50267608016** Collected: 09/16/20 14:30 Received: 09/17/20 12:35 Matrix: Solid

Results reported on a "dry weight" basis and are adjusted for percent moisture, sample size and any dilutions.

Parameters	Results	Units	Report Limit	MDL	DF	Prepared	Analyzed	CAS No.	Qual
8260 MSV 5035A VOA	Analytical Method: EPA 8260								
	Pace Analytical Services - Indianapolis								
Iodomethane	ND	mg/kg	0.11	0.0031	1		09/22/20 09:22	74-88-4	
Isopropylbenzene (Cumene)	ND	mg/kg	0.0053	0.00032	1		09/22/20 09:22	98-82-8	
p-Isopropyltoluene	ND	mg/kg	0.0053	0.00029	1		09/22/20 09:22	99-87-6	
Methylene Chloride	**0.0072J**	mg/kg	0.021 U	0.0011	1		09/22/20 09:22	75-09-2	
4-Methyl-2-pentanone (MIBK)	ND	mg/kg	0.026	0.0026	1		09/22/20 09:22	108-10-1	
Methyl-tert-butyl ether	ND UJ	mg/kg	0.0053	0.00036	1		09/22/20 09:22	1634-04-4	L2
Naphthalene	ND	mg/kg	0.0053	0.00036	1		09/22/20 09:22	91-20-3	
n-Propylbenzene	ND	mg/kg	0.0053	0.00029	1		09/22/20 09:22	103-65-1	
Styrene	ND	mg/kg	0.0053	0.00035	1		09/22/20 09:22	100-42-5	
1,1,1,2-Tetrachloroethane	ND	mg/kg	0.0053	0.00037	1		09/22/20 09:22	630-20-6	
1,1,2,2-Tetrachloroethane	ND	mg/kg	0.0053	0.00046	1		09/22/20 09:22	79-34-5	
Tetrachloroethene	ND	mg/kg	0.0053	0.00024	1		09/22/20 09:22	127-18-4	
Toluene	**0.0014J**	mg/kg	0.0053	0.00043	1		09/22/20 09:22	108-88-3	
1,2,3-Trichlorobenzene	ND	mg/kg	0.0053	0.00030	1		09/22/20 09:22	87-61-6	
1,2,4-Trichlorobenzene	ND	mg/kg	0.0053	0.00024	1		09/22/20 09:22	120-82-1	
1,1,1-Trichloroethane	ND	mg/kg	0.0053	0.00038	1		09/22/20 09:22	71-55-6	
1,1,2-Trichloroethane	ND	mg/kg	0.0053	0.00047	1		09/22/20 09:22	79-00-5	
Trichloroethene	**0.0013J**	mg/kg	0.0053	0.00038	1		09/22/20 09:22	79-01-6	
Trichlorofluoromethane	ND	mg/kg	0.0053	0.00058	1		09/22/20 09:22	75-69-4	
1,2,3-Trichloropropane	ND	mg/kg	0.0053	0.00032	1		09/22/20 09:22	96-18-4	
1,2,4-Trimethylbenzene	ND	mg/kg	0.0053	0.00031	1		09/22/20 09:22	95-63-6	
1,3,5-Trimethylbenzene	ND	mg/kg	0.0053	0.00029	1		09/22/20 09:22	108-67-8	
Vinyl acetate	ND UJ	mg/kg	0.11	0.00098	1		09/22/20 09:22	108-05-4	
Vinyl chloride	ND	mg/kg	0.0053	0.00031	1		09/22/20 09:22	75-01-4	
Xylene (Total)	**0.0026J**	mg/kg	0.011 U	0.00071	1		09/22/20 09:22	1330-20-7	
Surrogates									
Dibromofluoromethane (S)	106	%.	73-133		1		09/22/20 09:22	1868-53-7	
Toluene-d8 (S)	109	%.	73-130		1		09/22/20 09:22	2037-26-5	
4-Bromofluorobenzene (S)	84	%.	55-129		1		09/22/20 09:22	460-00-4	
Percent Moisture	Analytical Method: SM 2540G								
	Pace Analytical Services - Indianapolis								
Percent Moisture	**9.1**	%	0.10	0.10	1		09/18/20 10:22		N2

REPORT OF LABORATORY ANALYSIS

This report shall not be reproduced, except in full,
without the written consent of Pace Analytical Services, LLC.

10/26/20

Pace Analytical Services, LLC
7726 Moller Road
Indianapolis, IN 46268
(317)228-3100

ANALYTICAL RESULTS

Project: Amphenol
Pace Project No.: 50267608

Sample: GP-29 SL (13.50-14.0) **Lab ID: 50267608017** Collected: 09/16/20 16:18 Received: 09/17/20 12:35 Matrix: Solid

Results reported on a "dry weight" basis and are adjusted for percent moisture, sample size and any dilutions.

Parameters	Results	Units	Report Limit	MDL	DF	Prepared	Analyzed	CAS No.	Qual
8260 MSV 5035A VOA	Analytical Method: EPA 8260								
	Pace Analytical Services - Indianapolis								
Acetone	**0.014J**	mg/kg	0.10	0.0030	1		09/22/20 15:53	67-64-1	
Acrolein	ND UJ	mg/kg	0.10	0.0049	1		09/22/20 15:53	107-02-8	
Acrylonitrile	ND	mg/kg	0.10	0.0013	1		09/22/20 15:53	107-13-1	
Benzene	ND	mg/kg	0.0051	0.00019	1		09/22/20 15:53	71-43-2	
Bromobenzene	ND	mg/kg	0.0051	0.00014	1		09/22/20 15:53	108-86-1	
Bromochloromethane	ND	mg/kg	0.0051	0.00037	1		09/22/20 15:53	74-97-5	
Bromodichloromethane	ND	mg/kg	0.0051	0.00016	1		09/22/20 15:53	75-27-4	
Bromoform	ND	mg/kg	0.0051	0.00016	1		09/22/20 15:53	75-25-2	
Bromomethane	ND UJ	mg/kg	0.0051	0.00080	1		09/22/20 15:53	74-83-9	
2-Butanone (MEK)	ND	mg/kg	0.025	0.0015	1		09/22/20 15:53	78-93-3	
n-Butylbenzene	ND	mg/kg	0.0051	0.00021	1		09/22/20 15:53	104-51-8	
sec-Butylbenzene	ND	mg/kg	0.0051	0.00024	1		09/22/20 15:53	135-98-8	
tert-Butylbenzene	ND	mg/kg	0.0051	0.00018	1		09/22/20 15:53	98-06-6	
Carbon disulfide	ND	mg/kg	0.010	0.00043	1		09/22/20 15:53	75-15-0	
Carbon tetrachloride	ND	mg/kg	0.0051	0.00025	1		09/22/20 15:53	56-23-5	
Chlorobenzene	ND	mg/kg	0.0051	0.00022	1		09/22/20 15:53	108-90-7	
Chloroethane	ND	mg/kg	0.0051	0.00042	1		09/22/20 15:53	75-00-3	
Chloroform	ND	mg/kg	0.0051	0.00021	1		09/22/20 15:53	67-66-3	
Chloromethane	ND	mg/kg	0.0051	0.00037	1		09/22/20 15:53	74-87-3	
2-Chlorotoluene	ND	mg/kg	0.0051	0.00023	1		09/22/20 15:53	95-49-8	
4-Chlorotoluene	ND	mg/kg	0.0051	0.00024	1		09/22/20 15:53	106-43-4	
Dibromochloromethane	ND	mg/kg	0.0051	0.00015	1		09/22/20 15:53	124-48-1	
1,2-Dibromoethane (EDB)	ND	mg/kg	0.0051	0.00014	1		09/22/20 15:53	106-93-4	
Dibromomethane	ND	mg/kg	0.0051	0.00029	1		09/22/20 15:53	74-95-3	
1,2-Dichlorobenzene	ND	mg/kg	0.0051	0.00024	1		09/22/20 15:53	95-50-1	
1,3-Dichlorobenzene	ND	mg/kg	0.0051	0.00026	1		09/22/20 15:53	541-73-1	
1,4-Dichlorobenzene	ND	mg/kg	0.0051	0.00022	1		09/22/20 15:53	106-46-7	
trans-1,4-Dichloro-2-butene	ND	mg/kg	0.10	0.00029	1		09/22/20 15:53	110-57-6	
Dichlorodifluoromethane	ND UJ	mg/kg	0.0051	0.00035	1		09/22/20 15:53	75-71-8	
1,1-Dichloroethane	ND	mg/kg	0.0051	0.00044	1		09/22/20 15:53	75-34-3	
1,2-Dichloroethane	ND	mg/kg	0.0051	0.00018	1		09/22/20 15:53	107-06-2	
1,1-Dichloroethene	ND	mg/kg	0.0051	0.00029	1		09/22/20 15:53	75-35-4	
cis-1,2-Dichloroethene	ND	mg/kg	0.0051	0.00023	1		09/22/20 15:53	156-59-2	
trans-1,2-Dichloroethene	ND	mg/kg	0.0051	0.00035	1		09/22/20 15:53	156-60-5	
1,2-Dichloropropane	ND	mg/kg	0.0051	0.00018	1		09/22/20 15:53	78-87-5	
1,3-Dichloropropane	ND	mg/kg	0.0051	0.00019	1		09/22/20 15:53	142-28-9	
2,2-Dichloropropane	ND	mg/kg	0.0051	0.00016	1		09/22/20 15:53	594-20-7	
1,1-Dichloropropene	ND	mg/kg	0.0051	0.00022	1		09/22/20 15:53	563-58-6	
cis-1,3-Dichloropropene	ND	mg/kg	0.0051	0.00018	1		09/22/20 15:53	10061-01-5	
trans-1,3-Dichloropropene	ND	mg/kg	0.0051	0.00012	1		09/22/20 15:53	10061-02-6	
Ethylbenzene	ND	mg/kg	0.0051	0.00021	1		09/22/20 15:53	100-41-4	
Ethyl methacrylate	ND	mg/kg	0.10	0.00026	1		09/22/20 15:53	97-63-2	
Hexachloro-1,3-butadiene	ND	mg/kg	0.0051	0.00025	1		09/22/20 15:53	87-68-3	
2-Hexanone	ND	mg/kg	0.10	0.0011	1		09/22/20 15:53	591-78-6	

This report shall not be reproduced, except in full,
without the written consent of Pace Analytical Services, LLC.

10/26/20

Pace Analytical Services, LLC
7726 Moller Road
Indianapolis, IN 46268
(317)228-3100

ANALYTICAL RESULTS

Project: Amphenol
Pace Project No.: 50267608

Sample: GP-29 SL (13.50-14.0) **Lab ID: 50267608017** Collected: 09/16/20 16:18 Received: 09/17/20 12:35 Matrix: Solid

Results reported on a "dry weight" basis and are adjusted for percent moisture, sample size and any dilutions.

Parameters	Results	Units	Report Limit	MDL	DF	Prepared	Analyzed	CAS No.	Qual
8260 MSV 5035A VOA	Analytical Method: EPA 8260								
	Pace Analytical Services - Indianapolis								
Iodomethane	ND	mg/kg	0.10	0.0012	1		09/22/20 15:53	74-88-4	
Isopropylbenzene (Cumene)	ND	mg/kg	0.0051	0.00023	1		09/22/20 15:53	98-82-8	
p-Isopropyltoluene	ND	mg/kg	0.0051	0.00021	1		09/22/20 15:53	99-87-6	
Methylene Chloride	ND	mg/kg	0.020	0.0064	1		09/22/20 15:53	75-09-2	
4-Methyl-2-pentanone (MIBK)	ND	mg/kg	0.025	0.0017	1		09/22/20 15:53	108-10-1	
Methyl-tert-butyl ether	ND	mg/kg	0.0051	0.00017	1		09/22/20 15:53	1634-04-4	
Naphthalene	ND	mg/kg	0.0051	0.00019	1		09/22/20 15:53	91-20-3	
n-Propylbenzene	ND	mg/kg	0.0051	0.00023	1		09/22/20 15:53	103-65-1	
Styrene	ND	mg/kg	0.0051	0.00017	1		09/22/20 15:53	100-42-5	
1,1,1,2-Tetrachloroethane	ND	mg/kg	0.0051	0.00014	1		09/22/20 15:53	630-20-6	
1,1,2,2-Tetrachloroethane	ND	mg/kg	0.0051	0.00024	1		09/22/20 15:53	79-34-5	
Tetrachloroethene	ND	mg/kg	0.0051	0.00020	1		09/22/20 15:53	127-18-4	
Toluene	**0.00059J**	mg/kg	0.0051 U	0.00019	1		09/22/20 15:53	108-88-3	
1,2,3-Trichlorobenzene	ND	mg/kg	0.0051	0.00027	1		09/22/20 15:53	87-61-6	
1,2,4-Trichlorobenzene	ND	mg/kg	0.0051	0.00025	1		09/22/20 15:53	120-82-1	
1,1,1-Trichloroethane	ND	mg/kg	0.0051	0.00022	1		09/22/20 15:53	71-55-6	
1,1,2-Trichloroethane	ND	mg/kg	0.0051	0.00022	1		09/22/20 15:53	79-00-5	
Trichloroethene	ND	mg/kg	0.0051	0.00021	1		09/22/20 15:53	79-01-6	
Trichlorofluoromethane	ND	mg/kg	0.0051	0.00040	1		09/22/20 15:53	75-69-4	
1,2,3-Trichloropropane	ND	mg/kg	0.0051	0.00027	1		09/22/20 15:53	96-18-4	
1,2,4-Trimethylbenzene	**0.00023J**	mg/kg	0.0051 U	0.00019	1		09/22/20 15:53	95-63-6	
1,3,5-Trimethylbenzene	ND	mg/kg	0.0051	0.00020	1		09/22/20 15:53	108-67-8	
Vinyl acetate	ND	mg/kg	0.10	0.0014	1		09/22/20 15:53	108-05-4	
Vinyl chloride	ND	mg/kg	0.0051	0.00036	1		09/22/20 15:53	75-01-4	
Xylene (Total)	**0.00074J**	mg/kg	0.010	0.00040	1		09/22/20 15:53	1330-20-7	
Surrogates									
Dibromofluoromethane (S)	112	%.	73-133		1		09/22/20 15:53	1868-53-7	
Toluene-d8 (S)	99	%.	73-130		1		09/22/20 15:53	2037-26-5	
4-Bromofluorobenzene (S)	92	%.	55-129		1		09/22/20 15:53	460-00-4	
Percent Moisture	Analytical Method: SM 2540G								
	Pace Analytical Services - Indianapolis								
Percent Moisture	**7.4**	%	0.10	0.10	1		09/18/20 10:22		N2

REPORT OF LABORATORY ANALYSIS

This report shall not be reproduced, except in full,
without the written consent of Pace Analytical Services, LLC.

10/26/20

Pace Analytical Services, LLC
7726 Moller Road
Indianapolis, IN 46268
(317)228-3100

ANALYTICAL RESULTS

Project: Amphenol
Pace Project No.: 50267608

Sample: GP-29 SL (15.0-15.50) **Lab ID: 50267608018** Collected: 09/16/20 16:14 Received: 09/17/20 12:35 Matrix: Solid

Results reported on a "dry weight" basis and are adjusted for percent moisture, sample size and any dilutions.

Parameters	Results	Units	Report Limit	MDL	DF	Prepared	Analyzed	CAS No.	Qual
8260 MSV 5035A VOA	Analytical Method: EPA 8260								
	Pace Analytical Services - Indianapolis								
Acetone	**0.014J**	mg/kg	0.099	0.0030	1		09/22/20 16:31	67-64-1	
Acrolein	ND UJ	mg/kg	0.099	0.0048	1		09/22/20 16:31	107-02-8	
Acrylonitrile	ND	mg/kg	0.099	0.0013	1		09/22/20 16:31	107-13-1	
Benzene	ND	mg/kg	0.0050	0.00018	1		09/22/20 16:31	71-43-2	
Bromobenzene	ND	mg/kg	0.0050	0.00014	1		09/22/20 16:31	108-86-1	
Bromochloromethane	ND	mg/kg	0.0050	0.00036	1		09/22/20 16:31	74-97-5	
Bromodichloromethane	ND	mg/kg	0.0050	0.00015	1		09/22/20 16:31	75-27-4	
Bromoform	ND	mg/kg	0.0050	0.00016	1		09/22/20 16:31	75-25-2	
Bromomethane	ND UJ	mg/kg	0.0050	0.00078	1		09/22/20 16:31	74-83-9	
2-Butanone (MEK)	ND	mg/kg	0.025	0.0015	1		09/22/20 16:31	78-93-3	
n-Butylbenzene	ND	mg/kg	0.0050	0.00021	1		09/22/20 16:31	104-51-8	
sec-Butylbenzene	ND	mg/kg	0.0050	0.00024	1		09/22/20 16:31	135-98-8	
tert-Butylbenzene	ND	mg/kg	0.0050	0.00018	1		09/22/20 16:31	98-06-6	
Carbon disulfide	ND	mg/kg	0.0099	0.00042	1		09/22/20 16:31	75-15-0	
Carbon tetrachloride	ND	mg/kg	0.0050	0.00024	1		09/22/20 16:31	56-23-5	
Chlorobenzene	ND	mg/kg	0.0050	0.00022	1		09/22/20 16:31	108-90-7	
Chloroethane	ND	mg/kg	0.0050	0.00041	1		09/22/20 16:31	75-00-3	
Chloroform	ND	mg/kg	0.0050	0.00021	1		09/22/20 16:31	67-66-3	
Chloromethane	ND	mg/kg	0.0050	0.00036	1		09/22/20 16:31	74-87-3	
2-Chlorotoluene	ND	mg/kg	0.0050	0.00023	1		09/22/20 16:31	95-49-8	
4-Chlorotoluene	ND	mg/kg	0.0050	0.00023	1		09/22/20 16:31	106-43-4	
Dibromochloromethane	ND	mg/kg	0.0050	0.00015	1		09/22/20 16:31	124-48-1	
1,2-Dibromoethane (EDB)	ND	mg/kg	0.0050	0.00013	1		09/22/20 16:31	106-93-4	
Dibromomethane	ND	mg/kg	0.0050	0.00028	1		09/22/20 16:31	74-95-3	
1,2-Dichlorobenzene	ND	mg/kg	0.0050	0.00024	1		09/22/20 16:31	95-50-1	
1,3-Dichlorobenzene	ND	mg/kg	0.0050	0.00026	1		09/22/20 16:31	541-73-1	
1,4-Dichlorobenzene	ND	mg/kg	0.0050	0.00022	1		09/22/20 16:31	106-46-7	
trans-1,4-Dichloro-2-butene	ND	mg/kg	0.099	0.00029	1		09/22/20 16:31	110-57-6	
Dichlorodifluoromethane	ND UJ	mg/kg	0.0050	0.00034	1		09/22/20 16:31	75-71-8	
1,1-Dichloroethane	ND	mg/kg	0.0050	0.00044	1		09/22/20 16:31	75-34-3	
1,2-Dichloroethane	ND	mg/kg	0.0050	0.00017	1		09/22/20 16:31	107-06-2	
1,1-Dichloroethene	ND	mg/kg	0.0050	0.00028	1		09/22/20 16:31	75-35-4	
cis-1,2-Dichloroethene	ND	mg/kg	0.0050	0.00023	1		09/22/20 16:31	156-59-2	
trans-1,2-Dichloroethene	ND	mg/kg	0.0050	0.00035	1		09/22/20 16:31	156-60-5	
1,2-Dichloropropane	ND	mg/kg	0.0050	0.00018	1		09/22/20 16:31	78-87-5	
1,3-Dichloropropane	ND	mg/kg	0.0050	0.00019	1		09/22/20 16:31	142-28-9	
2,2-Dichloropropane	ND	mg/kg	0.0050	0.00016	1		09/22/20 16:31	594-20-7	
1,1-Dichloropropene	ND	mg/kg	0.0050	0.00022	1		09/22/20 16:31	563-58-6	
cis-1,3-Dichloropropene	ND	mg/kg	0.0050	0.00018	1		09/22/20 16:31	10061-01-5	
trans-1,3-Dichloropropene	ND	mg/kg	0.0050	0.00011	1		09/22/20 16:31	10061-02-6	
Ethylbenzene	**0.00033J**	mg/kg	0.0050	0.00021	1		09/22/20 16:31	100-41-4	
Ethyl methacrylate	ND	mg/kg	0.099	0.00025	1		09/22/20 16:31	97-63-2	
Hexachloro-1,3-butadiene	ND	mg/kg	0.0050	0.00024	1		09/22/20 16:31	87-68-3	
2-Hexanone	ND	mg/kg	0.099	0.0011	1		09/22/20 16:31	591-78-6	

This report shall not be reproduced, except in full,
without the written consent of Pace Analytical Services, LLC.

10/26/20

Pace Analytical Services, LLC
7726 Moller Road
Indianapolis, IN 46268
(317)228-3100

ANALYTICAL RESULTS

Project: Amphenol
Pace Project No.: 50267608

Sample: GP-29 SL (15.0-15.50) **Lab ID: 50267608018** Collected: 09/16/20 16:14 Received: 09/17/20 12:35 Matrix: Solid

Results reported on a "dry weight" basis and are adjusted for percent moisture, sample size and any dilutions.

Parameters	Results	Units	Report Limit	MDL	DF	Prepared	Analyzed	CAS No.	Qual
8260 MSV 5035A VOA	Analytical Method: EPA 8260								
	Pace Analytical Services - Indianapolis								
Iodomethane	ND	mg/kg	0.099	0.0012	1		09/22/20 16:31	74-88-4	
Isopropylbenzene (Cumene)	ND	mg/kg	0.0050	0.00022	1		09/22/20 16:31	98-82-8	
p-Isopropyltoluene	ND	mg/kg	0.0050	0.00021	1		09/22/20 16:31	99-87-6	
Methylene Chloride	ND	mg/kg	0.020	0.0063	1		09/22/20 16:31	75-09-2	
4-Methyl-2-pentanone (MIBK)	ND	mg/kg	0.025	0.0017	1		09/22/20 16:31	108-10-1	
Methyl-tert-butyl ether	ND	mg/kg	0.0050	0.00016	1		09/22/20 16:31	1634-04-4	
Naphthalene	ND	mg/kg	0.0050	0.00019	1		09/22/20 16:31	91-20-3	
n-Propylbenzene	ND	mg/kg	0.0050	0.00023	1		09/22/20 16:31	103-65-1	
Styrene	ND	mg/kg	0.0050	0.00016	1		09/22/20 16:31	100-42-5	
1,1,1,2-Tetrachloroethane	ND	mg/kg	0.0050	0.00013	1		09/22/20 16:31	630-20-6	
1,1,2,2-Tetrachloroethane	ND	mg/kg	0.0050	0.00024	1		09/22/20 16:31	79-34-5	
Tetrachloroethene	ND	mg/kg	0.0050	0.00019	1		09/22/20 16:31	127-18-4	
Toluene	**0.0010J**	mg/kg	0.0050 U	0.00018	1		09/22/20 16:31	108-88-3	
1,2,3-Trichlorobenzene	ND	mg/kg	0.0050	0.00026	1		09/22/20 16:31	87-61-6	
1,2,4-Trichlorobenzene	ND	mg/kg	0.0050	0.00025	1		09/22/20 16:31	120-82-1	
1,1,1-Trichloroethane	ND	mg/kg	0.0050	0.00022	1		09/22/20 16:31	71-55-6	
1,1,2-Trichloroethane	ND	mg/kg	0.0050	0.00021	1		09/22/20 16:31	79-00-5	
Trichloroethene	ND	mg/kg	0.0050	0.00021	1		09/22/20 16:31	79-01-6	
Trichlorofluoromethane	ND	mg/kg	0.0050	0.00039	1		09/22/20 16:31	75-69-4	
1,2,3-Trichloropropane	ND	mg/kg	0.0050	0.00026	1		09/22/20 16:31	96-18-4	
1,2,4-Trimethylbenzene	**0.00043J**	mg/kg	0.0050 U	0.00019	1		09/22/20 16:31	95-63-6	
1,3,5-Trimethylbenzene	ND	mg/kg	0.0050	0.00020	1		09/22/20 16:31	108-67-8	
Vinyl acetate	ND	mg/kg	0.099	0.0014	1		09/22/20 16:31	108-05-4	
Vinyl chloride	ND	mg/kg	0.0050	0.00035	1		09/22/20 16:31	75-01-4	
Xylene (Total)	**0.0011J**	mg/kg	0.0099	0.00039	1		09/22/20 16:31	1330-20-7	
Surrogates									
Dibromofluoromethane (S)	111	%.	73-133		1		09/22/20 16:31	1868-53-7	
Toluene-d8 (S)	101	%.	73-130		1		09/22/20 16:31	2037-26-5	
4-Bromofluorobenzene (S)	91	%.	55-129		1		09/22/20 16:31	460-00-4	
Percent Moisture	Analytical Method: SM 2540G								
	Pace Analytical Services - Indianapolis								
Percent Moisture	**18.2**	%	0.10	0.10	1		09/18/20 10:15		N2

REPORT OF LABORATORY ANALYSIS

This report shall not be reproduced, except in full,
without the written consent of Pace Analytical Services, LLC.

10/26/20

Pace Analytical Services, LLC
7726 Moller Road
Indianapolis, IN 46268
(317)228-3100

ANALYTICAL RESULTS

Project: Amphenol
Pace Project No.: 50267608

Sample: GP-29 SL (20.0-20.50) **Lab ID: 50267608019** Collected: 09/16/20 16:10 Received: 09/17/20 12:35 Matrix: Solid

Results reported on a "dry weight" basis and are adjusted for percent moisture, sample size and any dilutions.

Parameters	Results	Units	Report Limit	MDL	DF	Prepared	Analyzed	CAS No.	Qual
8260 MSV 5035A VOA	Analytical Method: EPA 8260								
	Pace Analytical Services - Indianapolis								
Acetone	**0.017J**	mg/kg	0.092	0.0027	1		09/22/20 17:09	67-64-1	
Acrolein	ND UJ	mg/kg	0.092	0.0044	1		09/22/20 17:09	107-02-8	
Acrylonitrile	ND	mg/kg	0.092	0.0012	1		09/22/20 17:09	107-13-1	
Benzene	**0.0012J**	mg/kg	0.0046	0.00017	1		09/22/20 17:09	71-43-2	
Bromobenzene	ND	mg/kg	0.0046	0.00012	1		09/22/20 17:09	108-86-1	
Bromochloromethane	ND	mg/kg	0.0046	0.00033	1		09/22/20 17:09	74-97-5	
Bromodichloromethane	ND	mg/kg	0.0046	0.00014	1		09/22/20 17:09	75-27-4	
Bromoform	ND	mg/kg	0.0046	0.00015	1		09/22/20 17:09	75-25-2	
Bromomethane	ND UJ	mg/kg	0.0046	0.00072	1		09/22/20 17:09	74-83-9	
2-Butanone (MEK)	ND	mg/kg	0.023	0.0013	1		09/22/20 17:09	78-93-3	
n-Butylbenzene	ND	mg/kg	0.0046	0.00019	1		09/22/20 17:09	104-51-8	
sec-Butylbenzene	ND	mg/kg	0.0046	0.00022	1		09/22/20 17:09	135-98-8	
tert-Butylbenzene	ND	mg/kg	0.0046	0.00016	1		09/22/20 17:09	98-06-6	
Carbon disulfide	ND	mg/kg	0.0092	0.00039	1		09/22/20 17:09	75-15-0	
Carbon tetrachloride	ND	mg/kg	0.0046	0.00022	1		09/22/20 17:09	56-23-5	
Chlorobenzene	ND	mg/kg	0.0046	0.00020	1		09/22/20 17:09	108-90-7	
Chloroethane	ND	mg/kg	0.0046	0.00038	1		09/22/20 17:09	75-00-3	
Chloroform	ND	mg/kg	0.0046	0.00019	1		09/22/20 17:09	67-66-3	
Chloromethane	ND	mg/kg	0.0046	0.00033	1		09/22/20 17:09	74-87-3	
2-Chlorotoluene	ND	mg/kg	0.0046	0.00021	1		09/22/20 17:09	95-49-8	
4-Chlorotoluene	ND	mg/kg	0.0046	0.00022	1		09/22/20 17:09	106-43-4	
Dibromochloromethane	ND	mg/kg	0.0046	0.00014	1		09/22/20 17:09	124-48-1	
1,2-Dibromoethane (EDB)	ND	mg/kg	0.0046	0.00012	1		09/22/20 17:09	106-93-4	
Dibromomethane	ND	mg/kg	0.0046	0.00026	1		09/22/20 17:09	74-95-3	
1,2-Dichlorobenzene	ND	mg/kg	0.0046	0.00022	1		09/22/20 17:09	95-50-1	
1,3-Dichlorobenzene	ND	mg/kg	0.0046	0.00024	1		09/22/20 17:09	541-73-1	
1,4-Dichlorobenzene	**0.00075J**	mg/kg	0.0046 U	0.00020	1		09/22/20 17:09	106-46-7	
trans-1,4-Dichloro-2-butene	ND	mg/kg	0.092	0.00027	1		09/22/20 17:09	110-57-6	
Dichlorodifluoromethane	ND UJ	mg/kg	0.0046	0.00032	1		09/22/20 17:09	75-71-8	
1,1-Dichloroethane	ND	mg/kg	0.0046	0.00040	1		09/22/20 17:09	75-34-3	
1,2-Dichloroethane	ND	mg/kg	0.0046	0.00016	1		09/22/20 17:09	107-06-2	
1,1-Dichloroethene	ND	mg/kg	0.0046	0.00026	1		09/22/20 17:09	75-35-4	
cis-1,2-Dichloroethene	ND	mg/kg	0.0046	0.00021	1		09/22/20 17:09	156-59-2	
trans-1,2-Dichloroethene	ND	mg/kg	0.0046	0.00032	1		09/22/20 17:09	156-60-5	
1,2-Dichloropropane	ND	mg/kg	0.0046	0.00017	1		09/22/20 17:09	78-87-5	
1,3-Dichloropropane	ND	mg/kg	0.0046	0.00018	1		09/22/20 17:09	142-28-9	
2,2-Dichloropropane	ND	mg/kg	0.0046	0.00015	1		09/22/20 17:09	594-20-7	
1,1-Dichloropropene	ND	mg/kg	0.0046	0.00020	1		09/22/20 17:09	563-58-6	
cis-1,3-Dichloropropene	ND	mg/kg	0.0046	0.00016	1		09/22/20 17:09	10061-01-5	
trans-1,3-Dichloropropene	ND	mg/kg	0.0046	0.00011	1		09/22/20 17:09	10061-02-6	
Ethylbenzene	**0.0014J**	mg/kg	0.0046	0.00019	1		09/22/20 17:09	100-41-4	
Ethyl methacrylate	ND	mg/kg	0.092	0.00023	1		09/22/20 17:09	97-63-2	
Hexachloro-1,3-butadiene	ND	mg/kg	0.0046	0.00023	1		09/22/20 17:09	87-68-3	
2-Hexanone	ND	mg/kg	0.092	0.0010	1		09/22/20 17:09	591-78-6	

This report shall not be reproduced, except in full,
without the written consent of Pace Analytical Services, LLC.

10/26/20

Pace Analytical Services, LLC
7726 Moller Road
Indianapolis, IN 46268
(317)228-3100

ANALYTICAL RESULTS

Project: Amphenol
Pace Project No.: 50267608

Sample: GP-29 SL (20.0-20.50) **Lab ID: 50267608019** Collected: 09/16/20 16:10 Received: 09/17/20 12:35 Matrix: Solid

Results reported on a "dry weight" basis and are adjusted for percent moisture, sample size and any dilutions.

Parameters	Results	Units	Report Limit	MDL	DF	Prepared	Analyzed	CAS No.	Qual
8260 MSV 5035A VOA	Analytical Method: EPA 8260								
	Pace Analytical Services - Indianapolis								
Iodomethane	ND	mg/kg	0.092	0.0011	1		09/22/20 17:09	74-88-4	
Isopropylbenzene (Cumene)	ND	mg/kg	0.0046	0.00021	1		09/22/20 17:09	98-82-8	
p-Isopropyltoluene	ND	mg/kg	0.0046	0.00019	1		09/22/20 17:09	99-87-6	
Methylene Chloride	ND	mg/kg	0.018	0.0058	1		09/22/20 17:09	75-09-2	
4-Methyl-2-pentanone (MIBK)	ND	mg/kg	0.023	0.0016	1		09/22/20 17:09	108-10-1	
Methyl-tert-butyl ether	ND	mg/kg	0.0046	0.00015	1		09/22/20 17:09	1634-04-4	
Naphthalene	ND	mg/kg	0.0046	0.00018	1		09/22/20 17:09	91-20-3	
n-Propylbenzene	ND	mg/kg	0.0046	0.00021	1		09/22/20 17:09	103-65-1	
Styrene	ND	mg/kg	0.0046	0.00015	1		09/22/20 17:09	100-42-5	
1,1,1,2-Tetrachloroethane	ND	mg/kg	0.0046	0.00012	1		09/22/20 17:09	630-20-6	
1,1,2,2-Tetrachloroethane	ND	mg/kg	0.0046	0.00022	1		09/22/20 17:09	79-34-5	
Tetrachloroethene	**0.0037J**	mg/kg	0.0046	0.00018	1		09/22/20 17:09	127-18-4	
Toluene	**0.0039J**	mg/kg	0.0046 U	0.00017	1		09/22/20 17:09	108-88-3	
1,2,3-Trichlorobenzene	ND	mg/kg	0.0046	0.00024	1		09/22/20 17:09	87-61-6	
1,2,4-Trichlorobenzene	ND	mg/kg	0.0046	0.00023	1		09/22/20 17:09	120-82-1	
1,1,1-Trichloroethane	ND	mg/kg	0.0046	0.00020	1		09/22/20 17:09	71-55-6	
1,1,2-Trichloroethane	ND	mg/kg	0.0046	0.00020	1		09/22/20 17:09	79-00-5	
Trichloroethene	ND	mg/kg	0.0046	0.00019	1		09/22/20 17:09	79-01-6	
Trichlorofluoromethane	ND	mg/kg	0.0046	0.00036	1		09/22/20 17:09	75-69-4	
1,2,3-Trichloropropane	ND	mg/kg	0.0046	0.00024	1		09/22/20 17:09	96-18-4	
1,2,4-Trimethylbenzene	**0.0015J**	mg/kg	0.0046 U	0.00017	1		09/22/20 17:09	95-63-6	
1,3,5-Trimethylbenzene	**0.00046J**	mg/kg	0.0046	0.00018	1		09/22/20 17:09	108-67-8	
Vinyl acetate	ND	mg/kg	0.092	0.0013	1		09/22/20 17:09	108-05-4	
Vinyl chloride	ND	mg/kg	0.0046	0.00032	1		09/22/20 17:09	75-01-4	
Xylene (Total)	**0.0035J**	mg/kg	0.0092	0.00036	1		09/22/20 17:09	1330-20-7	
Surrogates									
Dibromofluoromethane (S)	112	%.	73-133		1		09/22/20 17:09	1868-53-7	
Toluene-d8 (S)	101	%.	73-130		1		09/22/20 17:09	2037-26-5	
4-Bromofluorobenzene (S)	85	%.	55-129		1		09/22/20 17:09	460-00-4	
Percent Moisture	Analytical Method: SM 2540G								
	Pace Analytical Services - Indianapolis								
Percent Moisture	**9.7**	%	0.10	0.10	1		09/18/20 10:15		N2

This report shall not be reproduced, except in full,
without the written consent of Pace Analytical Services, LLC.

10/26/20

Pace Analytical Services, LLC
7726 Moller Road
Indianapolis, IN 46268
(317)228-3100

ANALYTICAL RESULTS

Project: Amphenol
Pace Project No.: 50267608

Sample: GP-29 SL (20.50-21.00) **Lab ID: 50267608020** Collected: 09/16/20 16:06 Received: 09/17/20 12:35 Matrix: Solid

Results reported on a "dry weight" basis and are adjusted for percent moisture, sample size and any dilutions.

Parameters	Results	Units	Report Limit	MDL	DF	Prepared	Analyzed	CAS No.	Qual
8260 MSV 5035A VOA	Analytical Method: EPA 8260								
	Pace Analytical Services - Indianapolis								
Acetone	**0.010J**	mg/kg	0.083	0.0025	1		09/22/20 17:46	67-64-1	
Acrolein	ND UJ	mg/kg	0.083	0.0040	1		09/22/20 17:46	107-02-8	
Acrylonitrile	ND	mg/kg	0.083	0.0011	1		09/22/20 17:46	107-13-1	
Benzene	ND	mg/kg	0.0042	0.00015	1		09/22/20 17:46	71-43-2	
Bromobenzene	ND	mg/kg	0.0042	0.00011	1		09/22/20 17:46	108-86-1	
Bromochloromethane	ND	mg/kg	0.0042	0.00030	1		09/22/20 17:46	74-97-5	
Bromodichloromethane	ND	mg/kg	0.0042	0.00013	1		09/22/20 17:46	75-27-4	
Bromoform	ND	mg/kg	0.0042	0.00014	1		09/22/20 17:46	75-25-2	
Bromomethane	ND UJ	mg/kg	0.0042	0.00066	1		09/22/20 17:46	74-83-9	
2-Butanone (MEK)	ND	mg/kg	0.021	0.0012	1		09/22/20 17:46	78-93-3	
n-Butylbenzene	ND UJ	mg/kg	0.0042	0.00017	1		09/22/20 17:46	104-51-8	
sec-Butylbenzene	ND	mg/kg	0.0042	0.00020	1		09/22/20 17:46	135-98-8	
tert-Butylbenzene	ND	mg/kg	0.0042	0.00015	1		09/22/20 17:46	98-06-6	
Carbon disulfide	ND	mg/kg	0.0083	0.00036	1		09/22/20 17:46	75-15-0	
Carbon tetrachloride	ND	mg/kg	0.0042	0.00020	1		09/22/20 17:46	56-23-5	
Chlorobenzene	ND	mg/kg	0.0042	0.00018	1		09/22/20 17:46	108-90-7	
Chloroethane	ND	mg/kg	0.0042	0.00034	1		09/22/20 17:46	75-00-3	
Chloroform	ND	mg/kg	0.0042	0.00018	1		09/22/20 17:46	67-66-3	
Chloromethane	ND	mg/kg	0.0042	0.00030	1		09/22/20 17:46	74-87-3	
2-Chlorotoluene	ND UJ	mg/kg	0.0042	0.00019	1		09/22/20 17:46	95-49-8	
4-Chlorotoluene	ND UJ	mg/kg	0.0042	0.00020	1		09/22/20 17:46	106-43-4	
Dibromochloromethane	ND	mg/kg	0.0042	0.00012	1		09/22/20 17:46	124-48-1	
1,2-Dibromoethane (EDB)	ND	mg/kg	0.0042	0.00011	1		09/22/20 17:46	106-93-4	
Dibromomethane	ND	mg/kg	0.0042	0.00024	1		09/22/20 17:46	74-95-3	
1,2-Dichlorobenzene	ND UJ	mg/kg	0.0042	0.00020	1		09/22/20 17:46	95-50-1	
1,3-Dichlorobenzene	ND	mg/kg	0.0042	0.00022	1		09/22/20 17:46	541-73-1	
1,4-Dichlorobenzene	ND	mg/kg	0.0042	0.00018	1		09/22/20 17:46	106-46-7	
trans-1,4-Dichloro-2-butene	ND	mg/kg	0.083	0.00024	1		09/22/20 17:46	110-57-6	
Dichlorodifluoromethane	ND UJ	mg/kg	0.0042	0.00029	1		09/22/20 17:46	75-71-8	
1,1-Dichloroethane	ND	mg/kg	0.0042	0.00037	1		09/22/20 17:46	75-34-3	
1,2-Dichloroethane	ND	mg/kg	0.0042	0.00015	1		09/22/20 17:46	107-06-2	
1,1-Dichloroethene	ND	mg/kg	0.0042	0.00024	1		09/22/20 17:46	75-35-4	
cis-1,2-Dichloroethene	ND	mg/kg	0.0042	0.00019	1		09/22/20 17:46	156-59-2	
trans-1,2-Dichloroethene	ND	mg/kg	0.0042	0.00029	1		09/22/20 17:46	156-60-5	
1,2-Dichloropropane	ND	mg/kg	0.0042	0.00015	1		09/22/20 17:46	78-87-5	
1,3-Dichloropropane	ND	mg/kg	0.0042	0.00016	1		09/22/20 17:46	142-28-9	
2,2-Dichloropropane	ND	mg/kg	0.0042	0.00014	1		09/22/20 17:46	594-20-7	
1,1-Dichloropropene	ND	mg/kg	0.0042	0.00018	1		09/22/20 17:46	563-58-6	
cis-1,3-Dichloropropene	ND	mg/kg	0.0042	0.00015	1		09/22/20 17:46	10061-01-5	
trans-1,3-Dichloropropene	ND	mg/kg	0.0042	0.000096	1		09/22/20 17:46	10061-02-6	
Ethylbenzene	ND	mg/kg	0.0042	0.00017	1		09/22/20 17:46	100-41-4	
Ethyl methacrylate	ND	mg/kg	0.083	0.00021	1		09/22/20 17:46	97-63-2	
Hexachloro-1,3-butadiene	ND UJ	mg/kg	0.0042	0.00021	1		09/22/20 17:46	87-68-3	
2-Hexanone	ND	mg/kg	0.083	0.00091	1		09/22/20 17:46	591-78-6	

REPORT OF LABORATORY ANALYSIS

This report shall not be reproduced, except in full,
without the written consent of Pace Analytical Services, LLC.

10/26/20

Pace Analytical
www.pacelabs.com

Pace Analytical Services, LLC
7726 Moller Road
Indianapolis, IN 46268
(317)228-3100

ANALYTICAL RESULTS

Project: Amphenol
Pace Project No.: 50267608

Sample: GP-29 SL (20.50-21.00) **Lab ID: 50267608020** Collected: 09/16/20 16:06 Received: 09/17/20 12:35 Matrix: Solid

Results reported on a "dry weight" basis and are adjusted for percent moisture, sample size and any dilutions.

Parameters	Results	Units	Report Limit	MDL	DF	Prepared	Analyzed	CAS No.	Qual
8260 MSV 5035A VOA	Analytical Method: EPA 8260								
	Pace Analytical Services - Indianapolis								
Iodomethane	ND	mg/kg	0.083	0.00097	1		09/22/20 17:46	74-88-4	
Isopropylbenzene (Cumene)	ND	mg/kg	0.0042	0.00019	1		09/22/20 17:46	98-82-8	
p-Isopropyltoluene	ND UJ	mg/kg	0.0042	0.00017	1		09/22/20 17:46	99-87-6	
Methylene Chloride	ND	mg/kg	0.017	0.0053	1		09/22/20 17:46	75-09-2	
4-Methyl-2-pentanone (MIBK)	ND	mg/kg	0.021	0.0014	1		09/22/20 17:46	108-10-1	
Methyl-tert-butyl ether	ND	mg/kg	0.0042	0.00014	1		09/22/20 17:46	1634-04-4	
Naphthalene	ND UJ	mg/kg	0.0042	0.00016	1		09/22/20 17:46	91-20-3	
n-Propylbenzene	ND UJ	mg/kg	0.0042	0.00019	1		09/22/20 17:46	103-65-1	
Styrene	ND	mg/kg	0.0042	0.00014	1		09/22/20 17:46	100-42-5	
1,1,1,2-Tetrachloroethane	ND	mg/kg	0.0042	0.00011	1		09/22/20 17:46	630-20-6	
1,1,2,2-Tetrachloroethane	ND UJ	mg/kg	0.0042	0.00020	1		09/22/20 17:46	79-34-5	
Tetrachloroethene	ND	mg/kg	0.0042	0.00016	1		09/22/20 17:46	127-18-4	
Toluene	**0.00069J**	mg/kg	0.0042 U	0.00015	1		09/22/20 17:46	108-88-3	
1,2,3-Trichlorobenzene	ND UJ	mg/kg	0.0042	0.00022	1		09/22/20 17:46	87-61-6	
1,2,4-Trichlorobenzene	ND UJ	mg/kg	0.0042	0.00021	1		09/22/20 17:46	120-82-1	
1,1,1-Trichloroethane	ND	mg/kg	0.0042	0.00018	1		09/22/20 17:46	71-55-6	
1,1,2-Trichloroethane	ND	mg/kg	0.0042	0.00018	1		09/22/20 17:46	79-00-5	
Trichloroethene	ND	mg/kg	0.0042	0.00018	1		09/22/20 17:46	79-01-6	
Trichlorofluoromethane	ND	mg/kg	0.0042	0.00033	1		09/22/20 17:46	75-69-4	
1,2,3-Trichloropropane	ND UJ	mg/kg	0.0042	0.00022	1		09/22/20 17:46	96-18-4	
1,2,4-Trimethylbenzene	ND	mg/kg	0.0042	0.00016	1		09/22/20 17:46	95-63-6	
1,3,5-Trimethylbenzene	ND	mg/kg	0.0042	0.00017	1		09/22/20 17:46	108-67-8	
Vinyl acetate	ND	mg/kg	0.083	0.0011	1		09/22/20 17:46	108-05-4	
Vinyl chloride	ND	mg/kg	0.0042	0.00029	1		09/22/20 17:46	75-01-4	
Xylene (Total)	**0.00079J**	mg/kg	0.0083	0.00033	1		09/22/20 17:46	1330-20-7	
Surrogates									
Dibromofluoromethane (S)	117	%.	73-133		1		09/22/20 17:46	1868-53-7	
Toluene-d8 (S)	114	%.	73-130		1		09/22/20 17:46	2037-26-5	
4-Bromofluorobenzene (S)	78	%.	55-129		1		09/22/20 17:46	460-00-4	
Percent Moisture	Analytical Method: SM 2540G								
	Pace Analytical Services - Indianapolis								
Percent Moisture	**10.1**	%	0.10	0.10	1		09/18/20 10:15		N2

REPORT OF LABORATORY ANALYSIS

This report shall not be reproduced, except in full,
without the written consent of Pace Analytical Services, LLC.

10/26/20 q

Pace Analytical Services, LLC
7726 Moller Road
Indianapolis, IN 46268
(317)228-3100

ANALYTICAL RESULTS

Project: Amphenol
Pace Project No.: 50267608

Sample: GP-34 SL (21.50-22.0) **Lab ID: 50267608021** Collected: 09/17/20 10:34 Received: 09/17/20 12:35 Matrix: Solid

Results reported on a "dry weight" basis and are adjusted for percent moisture, sample size and any dilutions.

Parameters	Results	Units	Report Limit	MDL	DF	Prepared	Analyzed	CAS No.	Qual
8260 MSV 5035A VOA	Analytical Method: EPA 8260								
	Pace Analytical Services - Indianapolis								
Acetone	**0.011J**	mg/kg	0.097	0.0029	1		09/22/20 18:24	67-64-1	
Acrolein	ND UJ	mg/kg	0.097	0.0047	1		09/22/20 18:24	107-02-8	
Acrylonitrile	ND	mg/kg	0.097	0.0012	1		09/22/20 18:24	107-13-1	
Benzene	ND	mg/kg	0.0048	0.00018	1		09/22/20 18:24	71-43-2	
Bromobenzene	ND	mg/kg	0.0048	0.00013	1		09/22/20 18:24	108-86-1	
Bromochloromethane	ND	mg/kg	0.0048	0.00035	1		09/22/20 18:24	74-97-5	
Bromodichloromethane	ND	mg/kg	0.0048	0.00015	1		09/22/20 18:24	75-27-4	
Bromoform	ND	mg/kg	0.0048	0.00016	1		09/22/20 18:24	75-25-2	
Bromomethane	ND UJ	mg/kg	0.0048	0.00076	1		09/22/20 18:24	74-83-9	
2-Butanone (MEK)	ND	mg/kg	0.024	0.0014	1		09/22/20 18:24	78-93-3	
n-Butylbenzene	ND	mg/kg	0.0048	0.00020	1		09/22/20 18:24	104-51-8	
sec-Butylbenzene	ND	mg/kg	0.0048	0.00023	1		09/22/20 18:24	135-98-8	
tert-Butylbenzene	ND	mg/kg	0.0048	0.00017	1		09/22/20 18:24	98-06-6	
Carbon disulfide	ND	mg/kg	0.0097	0.00041	1		09/22/20 18:24	75-15-0	
Carbon tetrachloride	ND	mg/kg	0.0048	0.00024	1		09/22/20 18:24	56-23-5	
Chlorobenzene	ND	mg/kg	0.0048	0.00021	1		09/22/20 18:24	108-90-7	
Chloroethane	ND	mg/kg	0.0048	0.00040	1		09/22/20 18:24	75-00-3	
Chloroform	ND	mg/kg	0.0048	0.00020	1		09/22/20 18:24	67-66-3	
Chloromethane	ND	mg/kg	0.0048	0.00035	1		09/22/20 18:24	74-87-3	
2-Chlorotoluene	ND	mg/kg	0.0048	0.00022	1		09/22/20 18:24	95-49-8	
4-Chlorotoluene	ND	mg/kg	0.0048	0.00023	1		09/22/20 18:24	106-43-4	
Dibromochloromethane	ND	mg/kg	0.0048	0.00014	1		09/22/20 18:24	124-48-1	
1,2-Dibromoethane (EDB)	ND	mg/kg	0.0048	0.00013	1		09/22/20 18:24	106-93-4	
Dibromomethane	ND	mg/kg	0.0048	0.00027	1		09/22/20 18:24	74-95-3	
1,2-Dichlorobenzene	ND	mg/kg	0.0048	0.00023	1		09/22/20 18:24	95-50-1	
1,3-Dichlorobenzene	ND	mg/kg	0.0048	0.00025	1		09/22/20 18:24	541-73-1	
1,4-Dichlorobenzene	ND	mg/kg	0.0048	0.00021	1		09/22/20 18:24	106-46-7	
trans-1,4-Dichloro-2-butene	ND	mg/kg	0.097	0.00028	1		09/22/20 18:24	110-57-6	
Dichlorodifluoromethane	ND UJ	mg/kg	0.0048	0.00033	1		09/22/20 18:24	75-71-8	
1,1-Dichloroethane	ND	mg/kg	0.0048	0.00042	1		09/22/20 18:24	75-34-3	
1,2-Dichloroethane	ND	mg/kg	0.0048	0.00017	1		09/22/20 18:24	107-06-2	
1,1-Dichloroethene	ND	mg/kg	0.0048	0.00027	1		09/22/20 18:24	75-35-4	
cis-1,2-Dichloroethene	ND	mg/kg	0.0048	0.00022	1		09/22/20 18:24	156-59-2	
trans-1,2-Dichloroethene	ND	mg/kg	0.0048	0.00034	1		09/22/20 18:24	156-60-5	
1,2-Dichloropropane	ND	mg/kg	0.0048	0.00018	1		09/22/20 18:24	78-87-5	
1,3-Dichloropropane	ND	mg/kg	0.0048	0.00019	1		09/22/20 18:24	142-28-9	
2,2-Dichloropropane	ND	mg/kg	0.0048	0.00016	1		09/22/20 18:24	594-20-7	
1,1-Dichloropropene	ND	mg/kg	0.0048	0.00021	1		09/22/20 18:24	563-58-6	
cis-1,3-Dichloropropene	ND	mg/kg	0.0048	0.00017	1		09/22/20 18:24	10061-01-5	
trans-1,3-Dichloropropene	ND	mg/kg	0.0048	0.00011	1		09/22/20 18:24	10061-02-6	
Ethylbenzene	ND	mg/kg	0.0048	0.00020	1		09/22/20 18:24	100-41-4	
Ethyl methacrylate	ND	mg/kg	0.097	0.00024	1		09/22/20 18:24	97-63-2	
Hexachloro-1,3-butadiene	ND	mg/kg	0.0048	0.00024	1		09/22/20 18:24	87-68-3	
2-Hexanone	ND	mg/kg	0.097	0.0011	1		09/22/20 18:24	591-78-6	

This report shall not be reproduced, except in full,
without the written consent of Pace Analytical Services, LLC.

10/26/20

Pace Analytical Services, LLC
7726 Moller Road
Indianapolis, IN 46268
(317)228-3100

ANALYTICAL RESULTS

Project: Amphenol
Pace Project No.: 50267608

Sample: GP-34 SL (21.50-22.0) **Lab ID: 50267608021** Collected: 09/17/20 10:34 Received: 09/17/20 12:35 Matrix: Solid

Results reported on a "dry weight" basis and are adjusted for percent moisture, sample size and any dilutions.

Parameters	Results	Units	Report Limit	MDL	DF	Prepared	Analyzed	CAS No.	Qual
8260 MSV 5035A VOA	Analytical Method: EPA 8260								
	Pace Analytical Services - Indianapolis								
Iodomethane	ND	mg/kg	0.097	0.0011	1		09/22/20 18:24	74-88-4	
Isopropylbenzene (Cumene)	ND	mg/kg	0.0048	0.00022	1		09/22/20 18:24	98-82-8	
p-Isopropyltoluene	ND	mg/kg	0.0048	0.00020	1		09/22/20 18:24	99-87-6	
Methylene Chloride	ND	mg/kg	0.019	0.0061	1		09/22/20 18:24	75-09-2	
4-Methyl-2-pentanone (MIBK)	ND	mg/kg	0.024	0.0017	1		09/22/20 18:24	108-10-1	
Methyl-tert-butyl ether	ND	mg/kg	0.0048	0.00016	1		09/22/20 18:24	1634-04-4	
Naphthalene	ND	mg/kg	0.0048	0.00019	1		09/22/20 18:24	91-20-3	R1
n-Propylbenzene	ND	mg/kg	0.0048	0.00023	1		09/22/20 18:24	103-65-1	
Styrene	ND	mg/kg	0.0048	0.00016	1		09/22/20 18:24	100-42-5	
1,1,1,2-Tetrachloroethane	ND	mg/kg	0.0048	0.00013	1		09/22/20 18:24	630-20-6	
1,1,2,2-Tetrachloroethane	ND	mg/kg	0.0048	0.00023	1		09/22/20 18:24	79-34-5	
Tetrachloroethene	ND	mg/kg	0.0048	0.00019	1		09/22/20 18:24	127-18-4	
Toluene	**0.00023J**	mg/kg	0.0048 U	0.00018	1		09/22/20 18:24	108-88-3	
1,2,3-Trichlorobenzene	ND	mg/kg	0.0048	0.00026	1		09/22/20 18:24	87-61-6	
1,2,4-Trichlorobenzene	ND	mg/kg	0.0048	0.00024	1		09/22/20 18:24	120-82-1	
1,1,1-Trichloroethane	ND	mg/kg	0.0048	0.00021	1		09/22/20 18:24	71-55-6	
1,1,2-Trichloroethane	ND	mg/kg	0.0048	0.00021	1		09/22/20 18:24	79-00-5	
Trichloroethene	ND	mg/kg	0.0048	0.00020	1		09/22/20 18:24	79-01-6	
Trichlorofluoromethane	ND	mg/kg	0.0048	0.00038	1		09/22/20 18:24	75-69-4	
1,2,3-Trichloropropane	ND	mg/kg	0.0048	0.00026	1		09/22/20 18:24	96-18-4	
1,2,4-Trimethylbenzene	ND	mg/kg	0.0048	0.00018	1		09/22/20 18:24	95-63-6	
1,3,5-Trimethylbenzene	ND	mg/kg	0.0048	0.00019	1		09/22/20 18:24	108-67-8	
Vinyl acetate	ND	mg/kg	0.097	0.0013	1		09/22/20 18:24	108-05-4	
Vinyl chloride	ND	mg/kg	0.0048	0.00034	1		09/22/20 18:24	75-01-4	
Xylene (Total)	ND	mg/kg	0.0097	0.00038	1		09/22/20 18:24	1330-20-7	
Surrogates									
Dibromofluoromethane (S)	109	%.	73-133		1		09/22/20 18:24	1868-53-7	
Toluene-d8 (S)	99	%.	73-130		1		09/22/20 18:24	2037-26-5	
4-Bromofluorobenzene (S)	93	%.	55-129		1		09/22/20 18:24	460-00-4	
Percent Moisture	Analytical Method: SM 2540G								
	Pace Analytical Services - Indianapolis								
Percent Moisture	**12.2**	%	0.10	0.10	1		09/18/20 10:16		N2

REPORT OF LABORATORY ANALYSIS

This report shall not be reproduced, except in full,
without the written consent of Pace Analytical Services, LLC.

10/26/20

Pace Analytical Services, LLC
7726 Moller Road
Indianapolis, IN 46268
(317)228-3100

ANALYTICAL RESULTS

Project: Amphenol
Pace Project No.: 50267608

Sample: GP-34 SL (23.5-24.0) **Lab ID: 50267608022** Collected: 09/17/20 10:36 Received: 09/17/20 12:35 Matrix: Solid

Results reported on a "dry weight" basis and are adjusted for percent moisture, sample size and any dilutions.

Parameters	Results	Units	Report Limit	MDL	DF	Prepared	Analyzed	CAS No.	Qual
8260 MSV 5035A VOA	Analytical Method: EPA 8260								
	Pace Analytical Services - Indianapolis								
Acetone	**0.016J**	mg/kg	0.10	0.0030	1		09/22/20 20:17	67-64-1	
Acrolein	ND UJ	mg/kg	0.10	0.0049	1		09/22/20 20:17	107-02-8	
Acrylonitrile	ND	mg/kg	0.10	0.0013	1		09/22/20 20:17	107-13-1	
Benzene	ND	mg/kg	0.0051	0.00019	1		09/22/20 20:17	71-43-2	
Bromobenzene	ND	mg/kg	0.0051	0.00014	1		09/22/20 20:17	108-86-1	
Bromochloromethane	ND	mg/kg	0.0051	0.00037	1		09/22/20 20:17	74-97-5	
Bromodichloromethane	ND	mg/kg	0.0051	0.00016	1		09/22/20 20:17	75-27-4	
Bromoform	ND	mg/kg	0.0051	0.00016	1		09/22/20 20:17	75-25-2	
Bromomethane	ND UJ	mg/kg	0.0051	0.00080	1		09/22/20 20:17	74-83-9	
2-Butanone (MEK)	ND	mg/kg	0.025	0.0015	1		09/22/20 20:17	78-93-3	
n-Butylbenzene	**0.00054J**	mg/kg	0.0051 U	0.00021	1		09/22/20 20:17	104-51-8	
sec-Butylbenzene	ND	mg/kg	0.0051	0.00025	1		09/22/20 20:17	135-98-8	
tert-Butylbenzene	ND	mg/kg	0.0051	0.00018	1		09/22/20 20:17	98-06-6	
Carbon disulfide	ND	mg/kg	0.010	0.00043	1		09/22/20 20:17	75-15-0	
Carbon tetrachloride	ND	mg/kg	0.0051	0.00025	1		09/22/20 20:17	56-23-5	
Chlorobenzene	ND	mg/kg	0.0051	0.00022	1		09/22/20 20:17	108-90-7	
Chloroethane	ND	mg/kg	0.0051	0.00042	1		09/22/20 20:17	75-00-3	
Chloroform	ND	mg/kg	0.0051	0.00021	1		09/22/20 20:17	67-66-3	
Chloromethane	ND	mg/kg	0.0051	0.00037	1		09/22/20 20:17	74-87-3	
2-Chlorotoluene	ND	mg/kg	0.0051	0.00023	1		09/22/20 20:17	95-49-8	
4-Chlorotoluene	ND	mg/kg	0.0051	0.00024	1		09/22/20 20:17	106-43-4	
Dibromochloromethane	ND	mg/kg	0.0051	0.00015	1		09/22/20 20:17	124-48-1	
1,2-Dibromoethane (EDB)	ND	mg/kg	0.0051	0.00014	1		09/22/20 20:17	106-93-4	
Dibromomethane	ND	mg/kg	0.0051	0.00029	1		09/22/20 20:17	74-95-3	
1,2-Dichlorobenzene	ND	mg/kg	0.0051	0.00024	1		09/22/20 20:17	95-50-1	
1,3-Dichlorobenzene	ND	mg/kg	0.0051	0.00026	1		09/22/20 20:17	541-73-1	
1,4-Dichlorobenzene	**0.00043J**	mg/kg	0.0051 U	0.00022	1		09/22/20 20:17	106-46-7	
trans-1,4-Dichloro-2-butene	ND	mg/kg	0.10	0.00029	1		09/22/20 20:17	110-57-6	
Dichlorodifluoromethane	ND UJ	mg/kg	0.0051	0.00035	1		09/22/20 20:17	75-71-8	
1,1-Dichloroethane	ND	mg/kg	0.0051	0.00045	1		09/22/20 20:17	75-34-3	
1,2-Dichloroethane	ND	mg/kg	0.0051	0.00018	1		09/22/20 20:17	107-06-2	
1,1-Dichloroethene	ND	mg/kg	0.0051	0.00029	1		09/22/20 20:17	75-35-4	
cis-1,2-Dichloroethene	ND	mg/kg	0.0051	0.00023	1		09/22/20 20:17	156-59-2	
trans-1,2-Dichloroethene	ND	mg/kg	0.0051	0.00035	1		09/22/20 20:17	156-60-5	
1,2-Dichloropropane	ND	mg/kg	0.0051	0.00018	1		09/22/20 20:17	78-87-5	
1,3-Dichloropropane	ND	mg/kg	0.0051	0.00019	1		09/22/20 20:17	142-28-9	
2,2-Dichloropropane	ND	mg/kg	0.0051	0.00017	1		09/22/20 20:17	594-20-7	
1,1-Dichloropropene	ND	mg/kg	0.0051	0.00022	1		09/22/20 20:17	563-58-6	
cis-1,3-Dichloropropene	ND	mg/kg	0.0051	0.00018	1		09/22/20 20:17	10061-01-5	
trans-1,3-Dichloropropene	ND	mg/kg	0.0051	0.00012	1		09/22/20 20:17	10061-02-6	
Ethylbenzene	ND	mg/kg	0.0051	0.00021	1		09/22/20 20:17	100-41-4	
Ethyl methacrylate	ND	mg/kg	0.10	0.00026	1		09/22/20 20:17	97-63-2	
Hexachloro-1,3-butadiene	ND	mg/kg	0.0051	0.00025	1		09/22/20 20:17	87-68-3	
2-Hexanone	ND	mg/kg	0.10	0.0011	1		09/22/20 20:17	591-78-6	

This report shall not be reproduced, except in full,
without the written consent of Pace Analytical Services, LLC.

10/26/20

Pace Analytical Services, LLC
7726 Moller Road
Indianapolis, IN 46268
(317)228-3100

ANALYTICAL RESULTS

Project: Amphenol
Pace Project No.: 50267608

Sample: GP-34 SL (23.5-24.0) **Lab ID: 50267608022** Collected: 09/17/20 10:36 Received: 09/17/20 12:35 Matrix: Solid

Results reported on a "dry weight" basis and are adjusted for percent moisture, sample size and any dilutions.

Parameters	Results	Units	Report Limit	MDL	DF	Prepared	Analyzed	CAS No.	Qual
8260 MSV 5035A VOA	Analytical Method: EPA 8260								
	Pace Analytical Services - Indianapolis								
Iodomethane	ND	mg/kg	0.10	0.0012	1		09/22/20 20:17	74-88-4	
Isopropylbenzene (Cumene)	ND	mg/kg	0.0051	0.00023	1		09/22/20 20:17	98-82-8	
p-Isopropyltoluene	ND	mg/kg	0.0051	0.00021	1		09/22/20 20:17	99-87-6	
Methylene Chloride	ND	mg/kg	0.020	0.0064	1		09/22/20 20:17	75-09-2	
4-Methyl-2-pentanone (MIBK)	ND	mg/kg	0.025	0.0017	1		09/22/20 20:17	108-10-1	
Methyl-tert-butyl ether	ND	mg/kg	0.0051	0.00017	1		09/22/20 20:17	1634-04-4	
Naphthalene	**0.0010J**	mg/kg	0.0051 U	0.00020	1		09/22/20 20:17	91-20-3	
n-Propylbenzene	ND	mg/kg	0.0051	0.00024	1		09/22/20 20:17	103-65-1	
Styrene	ND	mg/kg	0.0051	0.00017	1		09/22/20 20:17	100-42-5	
1,1,1,2-Tetrachloroethane	ND	mg/kg	0.0051	0.00014	1		09/22/20 20:17	630-20-6	
1,1,2,2-Tetrachloroethane	ND	mg/kg	0.0051	0.00024	1		09/22/20 20:17	79-34-5	
Tetrachloroethene	ND	mg/kg	0.0051	0.00020	1		09/22/20 20:17	127-18-4	
Toluene	**0.00037J**	mg/kg	0.0051 U	0.00019	1		09/22/20 20:17	108-88-3	
1,2,3-Trichlorobenzene	ND	mg/kg	0.0051	0.00027	1		09/22/20 20:17	87-61-6	
1,2,4-Trichlorobenzene	ND	mg/kg	0.0051	0.00025	1		09/22/20 20:17	120-82-1	
1,1,1-Trichloroethane	ND	mg/kg	0.0051	0.00022	1		09/22/20 20:17	71-55-6	
1,1,2-Trichloroethane	ND	mg/kg	0.0051	0.00022	1		09/22/20 20:17	79-00-5	
Trichloroethene	ND	mg/kg	0.0051	0.00021	1		09/22/20 20:17	79-01-6	
Trichlorofluoromethane	ND	mg/kg	0.0051	0.00040	1		09/22/20 20:17	75-69-4	
1,2,3-Trichloropropane	ND	mg/kg	0.0051	0.00027	1		09/22/20 20:17	96-18-4	
1,2,4-Trimethylbenzene	**0.00041J**	mg/kg	0.0051 U	0.00019	1		09/22/20 20:17	95-63-6	
1,3,5-Trimethylbenzene	ND	mg/kg	0.0051	0.00020	1		09/22/20 20:17	108-67-8	
Vinyl acetate	ND	mg/kg	0.10	0.0014	1		09/22/20 20:17	108-05-4	
Vinyl chloride	ND	mg/kg	0.0051	0.00036	1		09/22/20 20:17	75-01-4	
Xylene (Total)	**0.00075J**	mg/kg	0.010	0.00040	1		09/22/20 20:17	1330-20-7	
Surrogates									
Dibromofluoromethane (S)	111	%.	73-133		1		09/22/20 20:17	1868-53-7	
Toluene-d8 (S)	101	%.	73-130		1		09/22/20 20:17	2037-26-5	
4-Bromofluorobenzene (S)	92	%.	55-129		1		09/22/20 20:17	460-00-4	
Percent Moisture	Analytical Method: SM 2540G								
	Pace Analytical Services - Indianapolis								
Percent Moisture	**13.9**	%	0.10	0.10	1		09/18/20 10:16		N2

This report shall not be reproduced, except in full,
without the written consent of Pace Analytical Services, LLC.

10/26/20

Pace Analytical Services, LLC
7726 Moller Road
Indianapolis, IN 46268
(317)228-3100

ANALYTICAL RESULTS

Project: Amphenol
Pace Project No.: 50267608

Sample: GP-34 SL (24.0-24.5) **Lab ID: 50267608023** Collected: 09/17/20 10:26 Received: 09/17/20 12:35 Matrix: Solid

Results reported on a "dry weight" basis and are adjusted for percent moisture, sample size and any dilutions.

Parameters	Results	Units	Report Limit	MDL	DF	Prepared	Analyzed	CAS No.	Qual
8260 MSV 5035A VOA	Analytical Method: EPA 8260								
	Pace Analytical Services - Indianapolis								
Acetone	**0.011J**	mg/kg	0.089	0.0027	1		09/22/20 20:55	67-64-1	
Acrolein	ND UJ	mg/kg	0.089	0.0043	1		09/22/20 20:55	107-02-8	
Acrylonitrile	ND	mg/kg	0.089	0.0011	1		09/22/20 20:55	107-13-1	
Benzene	ND	mg/kg	0.0045	0.00017	1		09/22/20 20:55	71-43-2	
Bromobenzene	ND	mg/kg	0.0045	0.00012	1		09/22/20 20:55	108-86-1	
Bromochloromethane	ND	mg/kg	0.0045	0.00032	1		09/22/20 20:55	74-97-5	
Bromodichloromethane	ND	mg/kg	0.0045	0.00014	1		09/22/20 20:55	75-27-4	
Bromoform	ND	mg/kg	0.0045	0.00014	1		09/22/20 20:55	75-25-2	
Bromomethane	ND UJ	mg/kg	0.0045	0.00070	1		09/22/20 20:55	74-83-9	
2-Butanone (MEK)	ND	mg/kg	0.022	0.0013	1		09/22/20 20:55	78-93-3	
n-Butylbenzene	ND	mg/kg	0.0045	0.00019	1		09/22/20 20:55	104-51-8	
sec-Butylbenzene	ND	mg/kg	0.0045	0.00022	1		09/22/20 20:55	135-98-8	
tert-Butylbenzene	ND	mg/kg	0.0045	0.00016	1		09/22/20 20:55	98-06-6	
Carbon disulfide	ND	mg/kg	0.0089	0.00038	1		09/22/20 20:55	75-15-0	
Carbon tetrachloride	ND	mg/kg	0.0045	0.00022	1		09/22/20 20:55	56-23-5	
Chlorobenzene	ND	mg/kg	0.0045	0.00019	1		09/22/20 20:55	108-90-7	
Chloroethane	ND	mg/kg	0.0045	0.00037	1		09/22/20 20:55	75-00-3	
Chloroform	ND	mg/kg	0.0045	0.00019	1		09/22/20 20:55	67-66-3	
Chloromethane	ND	mg/kg	0.0045	0.00032	1		09/22/20 20:55	74-87-3	
2-Chlorotoluene	ND	mg/kg	0.0045	0.00020	1		09/22/20 20:55	95-49-8	
4-Chlorotoluene	ND	mg/kg	0.0045	0.00021	1		09/22/20 20:55	106-43-4	
Dibromochloromethane	ND	mg/kg	0.0045	0.00013	1		09/22/20 20:55	124-48-1	
1,2-Dibromoethane (EDB)	ND	mg/kg	0.0045	0.00012	1		09/22/20 20:55	106-93-4	
Dibromomethane	ND	mg/kg	0.0045	0.00025	1		09/22/20 20:55	74-95-3	
1,2-Dichlorobenzene	ND	mg/kg	0.0045	0.00021	1		09/22/20 20:55	95-50-1	
1,3-Dichlorobenzene	ND	mg/kg	0.0045	0.00023	1		09/22/20 20:55	541-73-1	
1,4-Dichlorobenzene	**0.00021J**	mg/kg	0.0045 U	0.00020	1		09/22/20 20:55	106-46-7	
trans-1,4-Dichloro-2-butene	ND	mg/kg	0.089	0.00026	1		09/22/20 20:55	110-57-6	
Dichlorodifluoromethane	ND UJ	mg/kg	0.0045	0.00031	1		09/22/20 20:55	75-71-8	
1,1-Dichloroethane	ND	mg/kg	0.0045	0.00039	1		09/22/20 20:55	75-34-3	
1,2-Dichloroethane	ND	mg/kg	0.0045	0.00016	1		09/22/20 20:55	107-06-2	
1,1-Dichloroethene	ND	mg/kg	0.0045	0.00025	1		09/22/20 20:55	75-35-4	
cis-1,2-Dichloroethene	ND	mg/kg	0.0045	0.00021	1		09/22/20 20:55	156-59-2	
trans-1,2-Dichloroethene	ND	mg/kg	0.0045	0.00031	1		09/22/20 20:55	156-60-5	
1,2-Dichloropropane	ND	mg/kg	0.0045	0.00016	1		09/22/20 20:55	78-87-5	
1,3-Dichloropropane	ND	mg/kg	0.0045	0.00017	1		09/22/20 20:55	142-28-9	
2,2-Dichloropropane	ND	mg/kg	0.0045	0.00015	1		09/22/20 20:55	594-20-7	
1,1-Dichloropropene	ND	mg/kg	0.0045	0.00020	1		09/22/20 20:55	563-58-6	
cis-1,3-Dichloropropene	ND	mg/kg	0.0045	0.00016	1		09/22/20 20:55	10061-01-5	
trans-1,3-Dichloropropene	ND	mg/kg	0.0045	0.00010	1		09/22/20 20:55	10061-02-6	
Ethylbenzene	ND	mg/kg	0.0045	0.00019	1		09/22/20 20:55	100-41-4	
Ethyl methacrylate	ND	mg/kg	0.089	0.00023	1		09/22/20 20:55	97-63-2	
Hexachloro-1,3-butadiene	ND	mg/kg	0.0045	0.00022	1		09/22/20 20:55	87-68-3	
2-Hexanone	ND	mg/kg	0.089	0.00098	1		09/22/20 20:55	591-78-6	

This report shall not be reproduced, except in full,
without the written consent of Pace Analytical Services, LLC.

10/26/20

Pace Analytical Services, LLC
7726 Moller Road
Indianapolis, IN 46268
(317)228-3100

ANALYTICAL RESULTS

Project: Amphenol
Pace Project No.: 50267608

Sample: GP-34 SL (24.0-24.5) **Lab ID: 50267608023** Collected: 09/17/20 10:26 Received: 09/17/20 12:35 Matrix: Solid

Results reported on a "dry weight" basis and are adjusted for percent moisture, sample size and any dilutions.

Parameters	Results	Units	Report Limit	MDL	DF	Prepared	Analyzed	CAS No.	Qual
8260 MSV 5035A VOA	Analytical Method: EPA 8260								
	Pace Analytical Services - Indianapolis								
Iodomethane	ND	mg/kg	0.089	0.0010	1		09/22/20 20:55	74-88-4	
Isopropylbenzene (Cumene)	ND	mg/kg	0.0045	0.00020	1		09/22/20 20:55	98-82-8	
p-Isopropyltoluene	ND	mg/kg	0.0045	0.00019	1		09/22/20 20:55	99-87-6	
Methylene Chloride	ND	mg/kg	0.018	0.0056	1		09/22/20 20:55	75-09-2	
4-Methyl-2-pentanone (MIBK)	ND	mg/kg	0.022	0.0015	1		09/22/20 20:55	108-10-1	
Methyl-tert-butyl ether	ND	mg/kg	0.0045	0.00015	1		09/22/20 20:55	1634-04-4	
Naphthalene	ND	mg/kg	0.0045	0.00017	1		09/22/20 20:55	91-20-3	
n-Propylbenzene	ND	mg/kg	0.0045	0.00021	1		09/22/20 20:55	103-65-1	
Styrene	ND	mg/kg	0.0045	0.00015	1		09/22/20 20:55	100-42-5	
1,1,1,2-Tetrachloroethane	ND	mg/kg	0.0045	0.00012	1		09/22/20 20:55	630-20-6	
1,1,2,2-Tetrachloroethane	ND	mg/kg	0.0045	0.00021	1		09/22/20 20:55	79-34-5	
Tetrachloroethene	ND	mg/kg	0.0045	0.00018	1		09/22/20 20:55	127-18-4	
Toluene	**0.00065J**	mg/kg	0.0045 U	0.00017	1		09/22/20 20:55	108-88-3	
1,2,3-Trichlorobenzene	ND	mg/kg	0.0045	0.00024	1		09/22/20 20:55	87-61-6	
1,2,4-Trichlorobenzene	ND	mg/kg	0.0045	0.00022	1		09/22/20 20:55	120-82-1	
1,1,1-Trichloroethane	ND	mg/kg	0.0045	0.00020	1		09/22/20 20:55	71-55-6	
1,1,2-Trichloroethane	ND	mg/kg	0.0045	0.00019	1		09/22/20 20:55	79-00-5	
Trichloroethene	ND	mg/kg	0.0045	0.00019	1		09/22/20 20:55	79-01-6	
Trichlorofluoromethane	ND	mg/kg	0.0045	0.00035	1		09/22/20 20:55	75-69-4	
1,2,3-Trichloropropane	ND	mg/kg	0.0045	0.00024	1		09/22/20 20:55	96-18-4	
1,2,4-Trimethylbenzene	**0.00036J**	mg/kg	0.0045 U	0.00017	1		09/22/20 20:55	95-63-6	
1,3,5-Trimethylbenzene	ND	mg/kg	0.0045	0.00018	1		09/22/20 20:55	108-67-8	
Vinyl acetate	ND	mg/kg	0.089	0.0012	1		09/22/20 20:55	108-05-4	
Vinyl chloride	ND	mg/kg	0.0045	0.00032	1		09/22/20 20:55	75-01-4	
Xylene (Total)	**0.00060J**	mg/kg	0.0089	0.00035	1		09/22/20 20:55	1330-20-7	
Surrogates									
Dibromofluoromethane (S)	112	%.	73-133		1		09/22/20 20:55	1868-53-7	
Toluene-d8 (S)	102	%.	73-130		1		09/22/20 20:55	2037-26-5	
4-Bromofluorobenzene (S)	88	%.	55-129		1		09/22/20 20:55	460-00-4	
Percent Moisture	Analytical Method: SM 2540G								
	Pace Analytical Services - Indianapolis								
Percent Moisture	**9.5**	%	0.10	0.10	1		09/18/20 10:16		N2

This report shall not be reproduced, except in full,
without the written consent of Pace Analytical Services, LLC.

10/26/20

Pace Analytical Services, LLC
7726 Moller Road
Indianapolis, IN 46268
(317)228-3100

ANALYTICAL RESULTS

Project: Amphenol
Pace Project No.: 50267608

Sample: GP-34 SL (24.50-25.0) **Lab ID: 50267608024** Collected: 09/17/20 10:22 Received: 09/17/20 12:35 Matrix: Solid

Results reported on a "dry weight" basis and are adjusted for percent moisture, sample size and any dilutions.

Parameters	Results	Units	Report Limit	MDL	DF	Prepared	Analyzed	CAS No.	Qual
8260 MSV 5035A VOA	Analytical Method: EPA 8260								
	Pace Analytical Services - Indianapolis								
Acetone	**0.012J**	mg/kg	0.081	0.0024	1		09/22/20 21:32	67-64-1	
Acrolein	ND UJ	mg/kg	0.081	0.0039	1		09/22/20 21:32	107-02-8	
Acrylonitrile	ND	mg/kg	0.081	0.0010	1		09/22/20 21:32	107-13-1	
Benzene	ND	mg/kg	0.0041	0.00015	1		09/22/20 21:32	71-43-2	
Bromobenzene	ND	mg/kg	0.0041	0.00011	1		09/22/20 21:32	108-86-1	
Bromochloromethane	ND	mg/kg	0.0041	0.00029	1		09/22/20 21:32	74-97-5	
Bromodichloromethane	ND	mg/kg	0.0041	0.00012	1		09/22/20 21:32	75-27-4	
Bromoform	ND	mg/kg	0.0041	0.00013	1		09/22/20 21:32	75-25-2	
Bromomethane	ND UJ	mg/kg	0.0041	0.00064	1		09/22/20 21:32	74-83-9	
2-Butanone (MEK)	ND	mg/kg	0.020	0.0012	1		09/22/20 21:32	78-93-3	
n-Butylbenzene	ND	mg/kg	0.0041	0.00017	1		09/22/20 21:32	104-51-8	
sec-Butylbenzene	ND	mg/kg	0.0041	0.00020	1		09/22/20 21:32	135-98-8	
tert-Butylbenzene	ND	mg/kg	0.0041	0.00014	1		09/22/20 21:32	98-06-6	
Carbon disulfide	ND	mg/kg	0.0081	0.00035	1		09/22/20 21:32	75-15-0	
Carbon tetrachloride	ND	mg/kg	0.0041	0.00020	1		09/22/20 21:32	56-23-5	
Chlorobenzene	ND	mg/kg	0.0041	0.00018	1		09/22/20 21:32	108-90-7	
Chloroethane	ND	mg/kg	0.0041	0.00033	1		09/22/20 21:32	75-00-3	
Chloroform	ND	mg/kg	0.0041	0.00017	1		09/22/20 21:32	67-66-3	
Chloromethane	ND	mg/kg	0.0041	0.00029	1		09/22/20 21:32	74-87-3	
2-Chlorotoluene	ND	mg/kg	0.0041	0.00018	1		09/22/20 21:32	95-49-8	
4-Chlorotoluene	ND	mg/kg	0.0041	0.00019	1		09/22/20 21:32	106-43-4	
Dibromochloromethane	ND	mg/kg	0.0041	0.00012	1		09/22/20 21:32	124-48-1	
1,2-Dibromoethane (EDB)	ND	mg/kg	0.0041	0.00011	1		09/22/20 21:32	106-93-4	
Dibromomethane	ND	mg/kg	0.0041	0.00023	1		09/22/20 21:32	74-95-3	
1,2-Dichlorobenzene	ND	mg/kg	0.0041	0.00019	1		09/22/20 21:32	95-50-1	
1,3-Dichlorobenzene	ND	mg/kg	0.0041	0.00021	1		09/22/20 21:32	541-73-1	
1,4-Dichlorobenzene	ND	mg/kg	0.0041	0.00018	1		09/22/20 21:32	106-46-7	
trans-1,4-Dichloro-2-butene	ND	mg/kg	0.081	0.00023	1		09/22/20 21:32	110-57-6	
Dichlorodifluoromethane	ND UJ	mg/kg	0.0041	0.00028	1		09/22/20 21:32	75-71-8	
1,1-Dichloroethane	ND	mg/kg	0.0041	0.00035	1		09/22/20 21:32	75-34-3	
1,2-Dichloroethane	ND	mg/kg	0.0041	0.00014	1		09/22/20 21:32	107-06-2	
1,1-Dichloroethene	ND	mg/kg	0.0041	0.00023	1		09/22/20 21:32	75-35-4	
cis-1,2-Dichloroethene	ND	mg/kg	0.0041	0.00019	1		09/22/20 21:32	156-59-2	
trans-1,2-Dichloroethene	ND	mg/kg	0.0041	0.00028	1		09/22/20 21:32	156-60-5	
1,2-Dichloropropane	ND	mg/kg	0.0041	0.00015	1		09/22/20 21:32	78-87-5	
1,3-Dichloropropane	ND	mg/kg	0.0041	0.00015	1		09/22/20 21:32	142-28-9	
2,2-Dichloropropane	ND	mg/kg	0.0041	0.00013	1		09/22/20 21:32	594-20-7	
1,1-Dichloropropene	ND	mg/kg	0.0041	0.00018	1		09/22/20 21:32	563-58-6	
cis-1,3-Dichloropropene	ND	mg/kg	0.0041	0.00014	1		09/22/20 21:32	10061-01-5	
trans-1,3-Dichloropropene	ND	mg/kg	0.0041	0.000093	1		09/22/20 21:32	10061-02-6	
Ethylbenzene	ND	mg/kg	0.0041	0.00017	1		09/22/20 21:32	100-41-4	
Ethyl methacrylate	ND	mg/kg	0.081	0.00020	1		09/22/20 21:32	97-63-2	
Hexachloro-1,3-butadiene	ND	mg/kg	0.0041	0.00020	1		09/22/20 21:32	87-68-3	
2-Hexanone	ND	mg/kg	0.081	0.00089	1		09/22/20 21:32	591-78-6	

This report shall not be reproduced, except in full,
without the written consent of Pace Analytical Services, LLC.

10/26/20

Pace Analytical Services, LLC
7726 Moller Road
Indianapolis, IN 46268
(317)228-3100

ANALYTICAL RESULTS

Project: Amphenol
Pace Project No.: 50267608

Sample: GP-34 SL (24.50-25.0) **Lab ID: 50267608024** Collected: 09/17/20 10:22 Received: 09/17/20 12:35 Matrix: Solid

Results reported on a "dry weight" basis and are adjusted for percent moisture, sample size and any dilutions.

Parameters	Results	Units	Report Limit	MDL	DF	Prepared	Analyzed	CAS No.	Qual
8260 MSV 5035A VOA	Analytical Method: EPA 8260								
	Pace Analytical Services - Indianapolis								
Iodomethane	ND	mg/kg	0.081	0.00095	1		09/22/20 21:32	74-88-4	
Isopropylbenzene (Cumene)	ND	mg/kg	0.0041	0.00018	1		09/22/20 21:32	98-82-8	
p-Isopropyltoluene	ND	mg/kg	0.0041	0.00017	1		09/22/20 21:32	99-87-6	
Methylene Chloride	ND	mg/kg	0.016	0.0051	1		09/22/20 21:32	75-09-2	
4-Methyl-2-pentanone (MIBK)	ND	mg/kg	0.020	0.0014	1		09/22/20 21:32	108-10-1	
Methyl-tert-butyl ether	ND	mg/kg	0.0041	0.00013	1		09/22/20 21:32	1634-04-4	
Naphthalene	ND	mg/kg	0.0041	0.00016	1		09/22/20 21:32	91-20-3	
n-Propylbenzene	ND	mg/kg	0.0041	0.00019	1		09/22/20 21:32	103-65-1	
Styrene	ND	mg/kg	0.0041	0.00013	1		09/22/20 21:32	100-42-5	
1,1,1,2-Tetrachloroethane	ND	mg/kg	0.0041	0.00011	1		09/22/20 21:32	630-20-6	
1,1,2,2-Tetrachloroethane	ND	mg/kg	0.0041	0.00019	1		09/22/20 21:32	79-34-5	
Tetrachloroethene	ND	mg/kg	0.0041	0.00016	1		09/22/20 21:32	127-18-4	
Toluene	**0.00028J**	mg/kg	0.0041 U	0.00015	1		09/22/20 21:32	108-88-3	
1,2,3-Trichlorobenzene	ND	mg/kg	0.0041	0.00022	1		09/22/20 21:32	87-61-6	
1,2,4-Trichlorobenzene	ND	mg/kg	0.0041	0.00020	1		09/22/20 21:32	120-82-1	
1,1,1-Trichloroethane	ND	mg/kg	0.0041	0.00018	1		09/22/20 21:32	71-55-6	
1,1,2-Trichloroethane	ND	mg/kg	0.0041	0.00017	1		09/22/20 21:32	79-00-5	
Trichloroethene	**0.00048J**	mg/kg	0.0041	0.00017	1		09/22/20 21:32	79-01-6	
Trichlorofluoromethane	ND	mg/kg	0.0041	0.00032	1		09/22/20 21:32	75-69-4	
1,2,3-Trichloropropane	ND	mg/kg	0.0041	0.00021	1		09/22/20 21:32	96-18-4	
1,2,4-Trimethylbenzene	ND	mg/kg	0.0041	0.00015	1		09/22/20 21:32	95-63-6	
1,3,5-Trimethylbenzene	ND	mg/kg	0.0041	0.00016	1		09/22/20 21:32	108-67-8	
Vinyl acetate	ND	mg/kg	0.081	0.0011	1		09/22/20 21:32	108-05-4	
Vinyl chloride	ND	mg/kg	0.0041	0.00029	1		09/22/20 21:32	75-01-4	
Xylene (Total)	ND	mg/kg	0.0081	0.00032	1		09/22/20 21:32	1330-20-7	
Surrogates									
Dibromofluoromethane (S)	116	%.	73-133		1		09/22/20 21:32	1868-53-7	
Toluene-d8 (S)	116	%.	73-130		1		09/22/20 21:32	2037-26-5	
4-Bromofluorobenzene (S)	75	%.	55-129		1		09/22/20 21:32	460-00-4	
Percent Moisture	Analytical Method: SM 2540G								
	Pace Analytical Services - Indianapolis								
Percent Moisture	**7.9**	%	0.10	0.10	1		09/18/20 10:16		N2

REPORT OF LABORATORY ANALYSIS

This report shall not be reproduced, except in full,
without the written consent of Pace Analytical Services, LLC.

10/26/20

Pace Analytical Services, LLC
7726 Moller Road
Indianapolis, IN 46268
(317)228-3100

ANALYTICAL RESULTS

Project: Amphenol
Pace Project No.: 50267608

Sample: TB-1 WT **Lab ID: 50267608025** Collected: 09/16/20 09:30 Received: 09/17/20 12:35 Matrix: Water

Parameters	Results	Units	Report Limit	MDL	DF	Prepared	Analyzed	CAS No.	Qual
8260/5030 MSV	Analytical Method: EPA 8260 Pace Analytical Services - Indianapolis								
Acetone	ND	ug/L	100	3.5	1		09/21/20 17:01	67-64-1	
Acrolein	ND	ug/L	50.0	7.7	1		09/21/20 17:01	107-02-8	
Acrylonitrile	ND	ug/L	100	2.4	1		09/21/20 17:01	107-13-1	
Benzene	ND	ug/L	5.0	0.59	1		09/21/20 17:01	71-43-2	
Bromobenzene	ND	ug/L	5.0	0.44	1		09/21/20 17:01	108-86-1	
Bromochloromethane	ND	ug/L	5.0	0.54	1		09/21/20 17:01	74-97-5	
Bromodichloromethane	ND	ug/L	5.0	0.46	1		09/21/20 17:01	75-27-4	
Bromoform	ND	ug/L	5.0	0.44	1		09/21/20 17:01	75-25-2	
Bromomethane	ND UJ	ug/L	5.0	2.4	1		09/21/20 17:01	74-83-9	
2-Butanone (MEK)	ND	ug/L	25.0	2.8	1		09/21/20 17:01	78-93-3	
n-Butylbenzene	ND	ug/L	5.0	0.33	1		09/21/20 17:01	104-51-8	
sec-Butylbenzene	ND	ug/L	5.0	0.32	1		09/21/20 17:01	135-98-8	
tert-Butylbenzene	ND	ug/L	5.0	0.46	1		09/21/20 17:01	98-06-6	
Carbon disulfide	ND	ug/L	10.0	0.33	1		09/21/20 17:01	75-15-0	
Carbon tetrachloride	ND	ug/L	5.0	0.40	1		09/21/20 17:01	56-23-5	
Chlorobenzene	ND	ug/L	5.0	0.49	1		09/21/20 17:01	108-90-7	
Chloroethane	ND UJ	ug/L	5.0	0.33	1		09/21/20 17:01	75-00-3	
Chloroform	ND	ug/L	5.0	0.41	1		09/21/20 17:01	67-66-3	
Chloromethane	ND	ug/L	5.0	0.39	1		09/21/20 17:01	74-87-3	
2-Chlorotoluene	ND	ug/L	5.0	0.42	1		09/21/20 17:01	95-49-8	
4-Chlorotoluene	ND	ug/L	5.0	0.39	1		09/21/20 17:01	106-43-4	
Dibromochloromethane	ND	ug/L	5.0	0.52	1		09/21/20 17:01	124-48-1	
1,2-Dibromoethane (EDB)	ND	ug/L	5.0	0.51	1		09/21/20 17:01	106-93-4	
Dibromomethane	ND	ug/L	5.0	0.50	1		09/21/20 17:01	74-95-3	
1,2-Dichlorobenzene	ND	ug/L	5.0	0.43	1		09/21/20 17:01	95-50-1	
1,3-Dichlorobenzene	ND	ug/L	5.0	0.41	1		09/21/20 17:01	541-73-1	
1,4-Dichlorobenzene	ND	ug/L	5.0	0.41	1		09/21/20 17:01	106-46-7	
trans-1,4-Dichloro-2-butene	ND	ug/L	100	0.37	1		09/21/20 17:01	110-57-6	
Dichlorodifluoromethane	ND UJ	ug/L	5.0	0.41	1		09/21/20 17:01	75-71-8	
1,1-Dichloroethane	ND	ug/L	5.0	0.42	1		09/21/20 17:01	75-34-3	
1,2-Dichloroethane	ND	ug/L	5.0	0.49	1		09/21/20 17:01	107-06-2	
1,1-Dichloroethene	ND	ug/L	5.0	0.42	1		09/21/20 17:01	75-35-4	
cis-1,2-Dichloroethene	ND	ug/L	5.0	0.42	1		09/21/20 17:01	156-59-2	
trans-1,2-Dichloroethene	ND	ug/L	5.0	0.44	1		09/21/20 17:01	156-60-5	
1,2-Dichloropropane	ND	ug/L	5.0	0.48	1		09/21/20 17:01	78-87-5	
1,3-Dichloropropane	ND	ug/L	5.0	0.55	1		09/21/20 17:01	142-28-9	
2,2-Dichloropropane	ND	ug/L	5.0	0.32	1		09/21/20 17:01	594-20-7	
1,1-Dichloropropene	ND	ug/L	5.0	0.40	1		09/21/20 17:01	563-58-6	
cis-1,3-Dichloropropene	ND	ug/L	5.0	0.40	1		09/21/20 17:01	10061-01-5	
trans-1,3-Dichloropropene	ND	ug/L	5.0	0.42	1		09/21/20 17:01	10061-02-6	
Ethylbenzene	ND	ug/L	5.0	0.46	1		09/21/20 17:01	100-41-4	
Ethyl methacrylate	ND	ug/L	100	0.28	1		09/21/20 17:01	97-63-2	
Hexachloro-1,3-butadiene	ND	ug/L	5.0	0.35	1		09/21/20 17:01	87-68-3	
2-Hexanone	ND	ug/L	25.0	2.3	1		09/21/20 17:01	591-78-6	
Iodomethane	ND	ug/L	10.0	7.9	1		09/21/20 17:01	74-88-4	

This report shall not be reproduced, except in full,
without the written consent of Pace Analytical Services, LLC.

10/26/20

Pace Analytical Services, LLC
7726 Moller Road
Indianapolis, IN 46268
(317)228-3100

ANALYTICAL RESULTS

Project: Amphenol
Pace Project No.: 50267608

Sample: TB-1 WT **Lab ID: 50267608025** Collected: 09/16/20 09:30 Received: 09/17/20 12:35 Matrix: Water

Parameters	Results	Units	Report Limit	MDL	DF	Prepared	Analyzed	CAS No.	Qual
8260/5030 MSV	Analytical Method: EPA 8260 Pace Analytical Services - Indianapolis								
Isopropylbenzene (Cumene)	ND	ug/L	5.0	0.41	1		09/21/20 17:01	98-82-8	
p-Isopropyltoluene	ND	ug/L	5.0	0.32	1		09/21/20 17:01	99-87-6	
Methylene Chloride	ND	ug/L	5.0	1.4	1		09/21/20 17:01	75-09-2	
4-Methyl-2-pentanone (MIBK)	ND	ug/L	25.0	2.5	1		09/21/20 17:01	108-10-1	
Methyl-tert-butyl ether	ND	ug/L	4.0	0.45	1		09/21/20 17:01	1634-04-4	
Naphthalene	ND	ug/L	5.0	0.44	1		09/21/20 17:01	91-20-3	
n-Propylbenzene	ND	ug/L	5.0	0.34	1		09/21/20 17:01	103-65-1	
Styrene	ND	ug/L	5.0	0.45	1		09/21/20 17:01	100-42-5	
1,1,1,2-Tetrachloroethane	ND	ug/L	5.0	0.42	1		09/21/20 17:01	630-20-6	
1,1,2,2-Tetrachloroethane	ND	ug/L	5.0	0.46	1		09/21/20 17:01	79-34-5	
Tetrachloroethene	ND	ug/L	5.0	0.30	1		09/21/20 17:01	127-18-4	
Toluene	ND	ug/L	5.0	0.43	1		09/21/20 17:01	108-88-3	
1,2,3-Trichlorobenzene	ND	ug/L	5.0	0.41	1		09/21/20 17:01	87-61-6	
1,2,4-Trichlorobenzene	ND	ug/L	5.0	0.36	1		09/21/20 17:01	120-82-1	
1,1,1-Trichloroethane	ND	ug/L	5.0	0.31	1		09/21/20 17:01	71-55-6	
1,1,2-Trichloroethane	ND	ug/L	5.0	0.45	1		09/21/20 17:01	79-00-5	
Trichloroethene	ND	ug/L	5.0	0.47	1		09/21/20 17:01	79-01-6	
Trichlorofluoromethane	ND	ug/L	5.0	0.65	1		09/21/20 17:01	75-69-4	
1,2,3-Trichloropropane	ND	ug/L	5.0	0.43	1		09/21/20 17:01	96-18-4	
1,2,4-Trimethylbenzene	ND	ug/L	5.0	0.38	1		09/21/20 17:01	95-63-6	
1,3,5-Trimethylbenzene	ND	ug/L	5.0	0.36	1		09/21/20 17:01	108-67-8	
Vinyl acetate	ND	ug/L	50.0	1.2	1		09/21/20 17:01	108-05-4	
Vinyl chloride	ND	ug/L	2.0	0.23	1		09/21/20 17:01	75-01-4	
Xylene (Total)	ND	ug/L	10.0	0.90	1		09/21/20 17:01	1330-20-7	
Surrogates									
Dibromofluoromethane (S)	105	%.	75-120		1		09/21/20 17:01	1868-53-7	
4-Bromofluorobenzene (S)	96	%.	85-116		1		09/21/20 17:01	460-00-4	
Toluene-d8 (S)	100	%.	83-111		1		09/21/20 17:01	2037-26-5	

Pace Analytical Services, LLC
7726 Moller Road
Indianapolis, IN 46268
(317)228-3100

ANALYTICAL RESULTS

Project: Amphenol
Pace Project No.: 50267608

Sample: FD-1 SL **Lab ID: 50267608026** Collected: 09/16/20 08:00 Received: 09/17/20 12:35 Matrix: Solid

Results reported on a "dry weight" basis and are adjusted for percent moisture, sample size and any dilutions.

Parameters	Results	Units	Report Limit	MDL	DF	Prepared	Analyzed	CAS No.	Qual
8260 MSV 5035A VOA	Analytical Method: EPA 8260								
	Pace Analytical Services - Indianapolis								
Acetone	**0.017J**	mg/kg	0.080 U	0.0024	1		09/23/20 19:58	67-64-1	
Acrolein	ND UJ	mg/kg	0.080	0.0039	1		09/23/20 19:58	107-02-8	
Acrylonitrile	ND	mg/kg	0.080	0.0010	1		09/23/20 19:58	107-13-1	
Benzene	ND	mg/kg	0.0040	0.00015	1		09/23/20 19:58	71-43-2	
Bromobenzene	ND	mg/kg	0.0040	0.00011	1		09/23/20 19:58	108-86-1	
Bromochloromethane	ND	mg/kg	0.0040	0.00029	1		09/23/20 19:58	74-97-5	
Bromodichloromethane	ND	mg/kg	0.0040	0.00012	1		09/23/20 19:58	75-27-4	
Bromoform	ND	mg/kg	0.0040	0.00013	1		09/23/20 19:58	75-25-2	
Bromomethane	ND UJ	mg/kg	0.0040	0.00063	1		09/23/20 19:58	74-83-9	
2-Butanone (MEK)	ND	mg/kg	0.020	0.0012	1		09/23/20 19:58	78-93-3	
n-Butylbenzene	ND	mg/kg	0.0040	0.00017	1		09/23/20 19:58	104-51-8	
sec-Butylbenzene	ND	mg/kg	0.0040	0.00019	1		09/23/20 19:58	135-98-8	
tert-Butylbenzene	ND	mg/kg	0.0040	0.00014	1		09/23/20 19:58	98-06-6	
Carbon disulfide	ND	mg/kg	0.0080	0.00034	1		09/23/20 19:58	75-15-0	
Carbon tetrachloride	ND	mg/kg	0.0040	0.00019	1		09/23/20 19:58	56-23-5	
Chlorobenzene	ND	mg/kg	0.0040	0.00017	1		09/23/20 19:58	108-90-7	
Chloroethane	ND	mg/kg	0.0040	0.00033	1		09/23/20 19:58	75-00-3	
Chloroform	ND	mg/kg	0.0040	0.00017	1		09/23/20 19:58	67-66-3	
Chloromethane	ND	mg/kg	0.0040	0.00029	1		09/23/20 19:58	74-87-3	
2-Chlorotoluene	ND	mg/kg	0.0040	0.00018	1		09/23/20 19:58	95-49-8	
4-Chlorotoluene	ND	mg/kg	0.0040	0.00019	1		09/23/20 19:58	106-43-4	
Dibromochloromethane	ND	mg/kg	0.0040	0.00012	1		09/23/20 19:58	124-48-1	
1,2-Dibromoethane (EDB)	ND	mg/kg	0.0040	0.00011	1		09/23/20 19:58	106-93-4	
Dibromomethane	ND	mg/kg	0.0040	0.00023	1		09/23/20 19:58	74-95-3	
1,2-Dichlorobenzene	ND	mg/kg	0.0040	0.00019	1		09/23/20 19:58	95-50-1	
1,3-Dichlorobenzene	ND	mg/kg	0.0040	0.00021	1		09/23/20 19:58	541-73-1	
1,4-Dichlorobenzene	ND	mg/kg	0.0040	0.00018	1		09/23/20 19:58	106-46-7	
trans-1,4-Dichloro-2-butene	ND	mg/kg	0.080	0.00023	1		09/23/20 19:58	110-57-6	
Dichlorodifluoromethane	ND UJ	mg/kg	0.0040	0.00028	1		09/23/20 19:58	75-71-8	
1,1-Dichloroethane	ND	mg/kg	0.0040	0.00035	1		09/23/20 19:58	75-34-3	
1,2-Dichloroethane	ND	mg/kg	0.0040	0.00014	1		09/23/20 19:58	107-06-2	
1,1-Dichloroethene	ND	mg/kg	0.0040	0.00023	1		09/23/20 19:58	75-35-4	
cis-1,2-Dichloroethene	**0.019**	mg/kg	0.0040	0.00019	1		09/23/20 19:58	156-59-2	
trans-1,2-Dichloroethene	**0.0024J**	mg/kg	0.0040	0.00028	1		09/23/20 19:58	156-60-5	
1,2-Dichloropropane	ND	mg/kg	0.0040	0.00015	1		09/23/20 19:58	78-87-5	
1,3-Dichloropropane	ND	mg/kg	0.0040	0.00015	1		09/23/20 19:58	142-28-9	
2,2-Dichloropropane	ND	mg/kg	0.0040	0.00013	1		09/23/20 19:58	594-20-7	
1,1-Dichloropropene	ND	mg/kg	0.0040	0.00018	1		09/23/20 19:58	563-58-6	
cis-1,3-Dichloropropene	ND	mg/kg	0.0040	0.00014	1		09/23/20 19:58	10061-01-5	
trans-1,3-Dichloropropene	ND	mg/kg	0.0040	0.000092	1		09/23/20 19:58	10061-02-6	
Ethylbenzene	ND	mg/kg	0.0040	0.00017	1		09/23/20 19:58	100-41-4	
Ethyl methacrylate	ND	mg/kg	0.080	0.00020	1		09/23/20 19:58	97-63-2	
Hexachloro-1,3-butadiene	ND	mg/kg	0.0040	0.00020	1		09/23/20 19:58	87-68-3	
2-Hexanone	ND	mg/kg	0.080	0.00088	1		09/23/20 19:58	591-78-6	

This report shall not be reproduced, except in full,
without the written consent of Pace Analytical Services, LLC.

10/26/20

Pace Analytical Services, LLC
7726 Moller Road
Indianapolis, IN 46268
(317)228-3100

ANALYTICAL RESULTS

Project: Amphenol
Pace Project No.: 50267608

Sample: FD-1 SL **Lab ID: 50267608026** Collected: 09/16/20 08:00 Received: 09/17/20 12:35 Matrix: Solid

Results reported on a "dry weight" basis and are adjusted for percent moisture, sample size and any dilutions.

Parameters	Results	Units	Report Limit	MDL	DF	Prepared	Analyzed	CAS No.	Qual
8260 MSV 5035A VOA	Analytical Method: EPA 8260								
	Pace Analytical Services - Indianapolis								
Iodomethane	ND	mg/kg	0.080	0.00094	1		09/23/20 19:58	74-88-4	
Isopropylbenzene (Cumene)	ND	mg/kg	0.0040	0.00018	1		09/23/20 19:58	98-82-8	
p-Isopropyltoluene	ND	mg/kg	0.0040	0.00017	1		09/23/20 19:58	99-87-6	
Methylene Chloride	ND	mg/kg	0.016	0.0051	1		09/23/20 19:58	75-09-2	
4-Methyl-2-pentanone (MIBK)	ND	mg/kg	0.020	0.0014	1		09/23/20 19:58	108-10-1	
Methyl-tert-butyl ether	ND	mg/kg	0.0040	0.00013	1		09/23/20 19:58	1634-04-4	
Naphthalene	ND	mg/kg	0.0040	0.00015	1		09/23/20 19:58	91-20-3	
n-Propylbenzene	ND	mg/kg	0.0040	0.00019	1		09/23/20 19:58	103-65-1	
Styrene	ND	mg/kg	0.0040	0.00013	1		09/23/20 19:58	100-42-5	
1,1,1,2-Tetrachloroethane	ND	mg/kg	0.0040	0.00011	1		09/23/20 19:58	630-20-6	
1,1,2,2-Tetrachloroethane	ND	mg/kg	0.0040	0.00019	1		09/23/20 19:58	79-34-5	
Tetrachloroethene	ND	mg/kg	0.0040	0.00016	1		09/23/20 19:58	127-18-4	
Toluene	**0.00036J**	mg/kg	0.0040	0.00015	1		09/23/20 19:58	108-88-3	
1,2,3-Trichlorobenzene	ND	mg/kg	0.0040	0.00021	1		09/23/20 19:58	87-61-6	
1,2,4-Trichlorobenzene	ND	mg/kg	0.0040	0.00020	1		09/23/20 19:58	120-82-1	
1,1,1-Trichloroethane	**0.011**	mg/kg	0.0040	0.00018	1		09/23/20 19:58	71-55-6	
1,1,2-Trichloroethane	ND	mg/kg	0.0040	0.00017	1		09/23/20 19:58	79-00-5	
Trichloroethene	**0.14**	mg/kg	0.0040	0.00017	1		09/23/20 19:58	79-01-6	
Trichlorofluoromethane	ND UJ	mg/kg	0.0040	0.00031	1		09/23/20 19:58	75-69-4	
1,2,3-Trichloropropane	ND	mg/kg	0.0040	0.00021	1		09/23/20 19:58	96-18-4	
1,2,4-Trimethylbenzene	ND	mg/kg	0.0040	0.00015	1		09/23/20 19:58	95-63-6	
1,3,5-Trimethylbenzene	ND	mg/kg	0.0040	0.00016	1		09/23/20 19:58	108-67-8	
Vinyl acetate	ND	mg/kg	0.080	0.0011	1		09/23/20 19:58	108-05-4	
Vinyl chloride	ND	mg/kg	0.0040	0.00028	1		09/23/20 19:58	75-01-4	
Xylene (Total)	ND	mg/kg	0.0080	0.00032	1		09/23/20 19:58	1330-20-7	
Surrogates									
Dibromofluoromethane (S)	111	%.	73-133		1		09/23/20 19:58	1868-53-7	
Toluene-d8 (S)	112	%.	73-130		1		09/23/20 19:58	2037-26-5	
4-Bromofluorobenzene (S)	76	%.	55-129		1		09/23/20 19:58	460-00-4	
Percent Moisture	Analytical Method: SM 2540G								
	Pace Analytical Services - Indianapolis								
Percent Moisture	**9.9**	%	0.10	0.10	1		09/18/20 10:16		N2

REPORT OF LABORATORY ANALYSIS

This report shall not be reproduced, except in full,
without the written consent of Pace Analytical Services, LLC.

10/26/20

Pace Analytical Services, LLC
7726 Moller Road
Indianapolis, IN 46268
(317)228-3100

ANALYTICAL RESULTS

Project: Amphenol
Pace Project No.: 50267608

Sample: FD-2 SL **Lab ID: 50267608027** Collected: 09/16/20 08:00 Received: 09/17/20 12:35 Matrix: Solid

Results reported on a "dry weight" basis and are adjusted for percent moisture, sample size and any dilutions.

Parameters	Results	Units	Report Limit	MDL	DF	Prepared	Analyzed	CAS No.	Qual
8260 MSV 5035A VOA	Analytical Method: EPA 8260								
	Pace Analytical Services - Indianapolis								
Acetone	**0.015J** 0.11U	mg/kg	0.11	0.0033	1		09/23/20 20:36	67-64-1	
Acrolein	ND UJ	mg/kg	0.11	0.0053	1		09/23/20 20:36	107-02-8	
Acrylonitrile	ND	mg/kg	0.11	0.0014	1		09/23/20 20:36	107-13-1	
Benzene	ND	mg/kg	0.0055	0.00020	1		09/23/20 20:36	71-43-2	
Bromobenzene	ND	mg/kg	0.0055	0.00015	1		09/23/20 20:36	108-86-1	
Bromochloromethane	ND	mg/kg	0.0055	0.00040	1		09/23/20 20:36	74-97-5	
Bromodichloromethane	ND	mg/kg	0.0055	0.00017	1		09/23/20 20:36	75-27-4	
Bromoform	ND	mg/kg	0.0055	0.00018	1		09/23/20 20:36	75-25-2	
Bromomethane	ND UJ	mg/kg	0.0055	0.00086	1		09/23/20 20:36	74-83-9	
2-Butanone (MEK)	ND	mg/kg	0.027	0.0016	1		09/23/20 20:36	78-93-3	
n-Butylbenzene	ND	mg/kg	0.0055	0.00023	1		09/23/20 20:36	104-51-8	
sec-Butylbenzene	ND	mg/kg	0.0055	0.00027	1		09/23/20 20:36	135-98-8	
tert-Butylbenzene	ND	mg/kg	0.0055	0.00019	1		09/23/20 20:36	98-06-6	
Carbon disulfide	ND	mg/kg	0.011	0.00047	1		09/23/20 20:36	75-15-0	
Carbon tetrachloride	ND	mg/kg	0.0055	0.00027	1		09/23/20 20:36	56-23-5	
Chlorobenzene	ND	mg/kg	0.0055	0.00024	1		09/23/20 20:36	108-90-7	
Chloroethane	ND	mg/kg	0.0055	0.00045	1		09/23/20 20:36	75-00-3	
Chloroform	ND	mg/kg	0.0055	0.00023	1		09/23/20 20:36	67-66-3	
Chloromethane	ND	mg/kg	0.0055	0.00040	1		09/23/20 20:36	74-87-3	
2-Chlorotoluene	ND	mg/kg	0.0055	0.00025	1		09/23/20 20:36	95-49-8	
4-Chlorotoluene	ND	mg/kg	0.0055	0.00026	1		09/23/20 20:36	106-43-4	
Dibromochloromethane	ND	mg/kg	0.0055	0.00016	1		09/23/20 20:36	124-48-1	
1,2-Dibromoethane (EDB)	ND	mg/kg	0.0055	0.00015	1		09/23/20 20:36	106-93-4	
Dibromomethane	ND	mg/kg	0.0055	0.00031	1		09/23/20 20:36	74-95-3	
1,2-Dichlorobenzene	ND	mg/kg	0.0055	0.00026	1		09/23/20 20:36	95-50-1	
1,3-Dichlorobenzene	ND	mg/kg	0.0055	0.00028	1		09/23/20 20:36	541-73-1	
1,4-Dichlorobenzene	ND	mg/kg	0.0055	0.00024	1		09/23/20 20:36	106-46-7	
trans-1,4-Dichloro-2-butene	ND	mg/kg	0.11	0.00032	1		09/23/20 20:36	110-57-6	
Dichlorodifluoromethane	ND UJ	mg/kg	0.0055	0.00038	1		09/23/20 20:36	75-71-8	
1,1-Dichloroethane	ND	mg/kg	0.0055	0.00048	1		09/23/20 20:36	75-34-3	
1,2-Dichloroethane	ND	mg/kg	0.0055	0.00019	1		09/23/20 20:36	107-06-2	
1,1-Dichloroethene	ND	mg/kg	0.0055	0.00031	1		09/23/20 20:36	75-35-4	
cis-1,2-Dichloroethene	ND	mg/kg	0.0055	0.00025	1		09/23/20 20:36	156-59-2	
trans-1,2-Dichloroethene	ND	mg/kg	0.0055	0.00038	1		09/23/20 20:36	156-60-5	
1,2-Dichloropropane	ND	mg/kg	0.0055	0.00020	1		09/23/20 20:36	78-87-5	
1,3-Dichloropropane	ND	mg/kg	0.0055	0.00021	1		09/23/20 20:36	142-28-9	
2,2-Dichloropropane	ND	mg/kg	0.0055	0.00018	1		09/23/20 20:36	594-20-7	
1,1-Dichloropropene	ND	mg/kg	0.0055	0.00024	1		09/23/20 20:36	563-58-6	
cis-1,3-Dichloropropene	ND	mg/kg	0.0055	0.00019	1		09/23/20 20:36	10061-01-5	
trans-1,3-Dichloropropene	ND	mg/kg	0.0055	0.00013	1		09/23/20 20:36	10061-02-6	
Ethylbenzene	ND	mg/kg	0.0055	0.00023	1		09/23/20 20:36	100-41-4	
Ethyl methacrylate	ND	mg/kg	0.11	0.00028	1		09/23/20 20:36	97-63-2	
Hexachloro-1,3-butadiene	ND	mg/kg	0.0055	0.00027	1		09/23/20 20:36	87-68-3	
2-Hexanone	ND	mg/kg	0.11	0.0012	1		09/23/20 20:36	591-78-6	

REPORT OF LABORATORY ANALYSIS

This report shall not be reproduced, except in full,
without the written consent of Pace Analytical Services, LLC.

10/26/20

Pace Analytical Services, LLC
7726 Moller Road
Indianapolis, IN 46268
(317)228-3100

ANALYTICAL RESULTS

Project: Amphenol
Pace Project No.: 50267608

Sample: FD-2 SL **Lab ID: 50267608027** Collected: 09/16/20 08:00 Received: 09/17/20 12:35 Matrix: Solid

Results reported on a "dry weight" basis and are adjusted for percent moisture, sample size and any dilutions.

Parameters	Results	Units	Report Limit	MDL	DF	Prepared	Analyzed	CAS No.	Qual
8260 MSV 5035A VOA	Analytical Method: EPA 8260								
	Pace Analytical Services - Indianapolis								
Iodomethane	ND	mg/kg	0.11	0.0013	1		09/23/20 20:36	74-88-4	
Isopropylbenzene (Cumene)	ND	mg/kg	0.0055	0.00025	1		09/23/20 20:36	98-82-8	
p-Isopropyltoluene	ND	mg/kg	0.0055	0.00023	1		09/23/20 20:36	99-87-6	
Methylene Chloride	ND	mg/kg	0.022	0.0069	1		09/23/20 20:36	75-09-2	
4-Methyl-2-pentanone (MIBK)	ND	mg/kg	0.027	0.0019	1		09/23/20 20:36	108-10-1	
Methyl-tert-butyl ether	ND	mg/kg	0.0055	0.00018	1		09/23/20 20:36	1634-04-4	
Naphthalene	ND	mg/kg	0.0055	0.00021	1		09/23/20 20:36	91-20-3	
n-Propylbenzene	ND	mg/kg	0.0055	0.00025	1		09/23/20 20:36	103-65-1	
Styrene	ND	mg/kg	0.0055	0.00018	1		09/23/20 20:36	100-42-5	
1,1,1,2-Tetrachloroethane	ND	mg/kg	0.0055	0.00015	1		09/23/20 20:36	630-20-6	
1,1,2,2-Tetrachloroethane	ND	mg/kg	0.0055	0.00026	1		09/23/20 20:36	79-34-5	
Tetrachloroethene	ND	mg/kg	0.0055	0.00021	1		09/23/20 20:36	127-18-4	
Toluene	ND	mg/kg	0.0055	0.00020	1		09/23/20 20:36	108-88-3	
1,2,3-Trichlorobenzene	ND	mg/kg	0.0055	0.00029	1		09/23/20 20:36	87-61-6	
1,2,4-Trichlorobenzene	ND	mg/kg	0.0055	0.00027	1		09/23/20 20:36	120-82-1	
1,1,1-Trichloroethane	ND	mg/kg	0.0055	0.00024	1		09/23/20 20:36	71-55-6	
1,1,2-Trichloroethane	ND	mg/kg	0.0055	0.00023	1		09/23/20 20:36	79-00-5	
Trichloroethene	**0.0016J**	mg/kg	0.0055	0.00023	1		09/23/20 20:36	79-01-6	
Trichlorofluoromethane	ND U5	mg/kg	0.0055	0.00043	1		09/23/20 20:36	75-69-4	
1,2,3-Trichloropropane	ND	mg/kg	0.0055	0.00029	1		09/23/20 20:36	96-18-4	
1,2,4-Trimethylbenzene	ND	mg/kg	0.0055	0.00021	1		09/23/20 20:36	95-63-6	
1,3,5-Trimethylbenzene	ND	mg/kg	0.0055	0.00022	1		09/23/20 20:36	108-67-8	
Vinyl acetate	ND	mg/kg	0.11	0.0015	1		09/23/20 20:36	108-05-4	
Vinyl chloride	ND	mg/kg	0.0055	0.00039	1		09/23/20 20:36	75-01-4	
Xylene (Total)	ND	mg/kg	0.011	0.00043	1		09/23/20 20:36	1330-20-7	
Surrogates									
Dibromofluoromethane (S)	117	%.	73-133		1		09/23/20 20:36	1868-53-7	
Toluene-d8 (S)	116	%.	73-130		1		09/23/20 20:36	2037-26-5	
4-Bromofluorobenzene (S)	76	%.	55-129		1		09/23/20 20:36	460-00-4	
Percent Moisture	Analytical Method: SM 2540G								
	Pace Analytical Services - Indianapolis								
Percent Moisture	**22.4**	%	0.10	0.10	1		09/18/20 10:16		N2

REPORT OF LABORATORY ANALYSIS

This report shall not be reproduced, except in full,
without the written consent of Pace Analytical Services, LLC.

10/26/20

Pace Analytical Services, LLC
7726 Moller Road
Indianapolis, IN 46268
(317)228-3100

ANALYTICAL RESULTS

Project: Amphenol
Pace Project No.: 50267608

Sample: FD-3 SL **Lab ID: 50267608028** Collected: 09/17/20 08:00 Received: 09/17/20 12:35 Matrix: Solid

Results reported on a "dry weight" basis and are adjusted for percent moisture, sample size and any dilutions.

Parameters	Results	Units	Report Limit	MDL	DF	Prepared	Analyzed	CAS No.	Qual
8260 MSV 5035A VOA	Analytical Method: EPA 8260								
	Pace Analytical Services - Indianapolis								
Acetone	**0.013J**	mg/kg	0.091 U	0.0027	1		09/23/20 21:14	67-64-1	
Acrolein	ND UJ	mg/kg	0.091	0.0044	1		09/23/20 21:14	107-02-8	
Acrylonitrile	ND	mg/kg	0.091	0.0012	1		09/23/20 21:14	107-13-1	
Benzene	ND	mg/kg	0.0045	0.00017	1		09/23/20 21:14	71-43-2	
Bromobenzene	ND	mg/kg	0.0045	0.00012	1		09/23/20 21:14	108-86-1	
Bromochloromethane	ND	mg/kg	0.0045	0.00033	1		09/23/20 21:14	74-97-5	
Bromodichloromethane	ND	mg/kg	0.0045	0.00014	1		09/23/20 21:14	75-27-4	
Bromoform	ND	mg/kg	0.0045	0.00015	1		09/23/20 21:14	75-25-2	
Bromomethane	ND UJ	mg/kg	0.0045	0.00072	1		09/23/20 21:14	74-83-9	
2-Butanone (MEK)	ND	mg/kg	0.023	0.0013	1		09/23/20 21:14	78-93-3	
n-Butylbenzene	ND	mg/kg	0.0045	0.00019	1		09/23/20 21:14	104-51-8	
sec-Butylbenzene	ND	mg/kg	0.0045	0.00022	1		09/23/20 21:14	135-98-8	
tert-Butylbenzene	ND	mg/kg	0.0045	0.00016	1		09/23/20 21:14	98-06-6	
Carbon disulfide	ND	mg/kg	0.0091	0.00039	1		09/23/20 21:14	75-15-0	
Carbon tetrachloride	ND	mg/kg	0.0045	0.00022	1		09/23/20 21:14	56-23-5	
Chlorobenzene	ND	mg/kg	0.0045	0.00020	1		09/23/20 21:14	108-90-7	
Chloroethane	ND	mg/kg	0.0045	0.00037	1		09/23/20 21:14	75-00-3	
Chloroform	ND	mg/kg	0.0045	0.00019	1		09/23/20 21:14	67-66-3	
Chloromethane	ND	mg/kg	0.0045	0.00033	1		09/23/20 21:14	74-87-3	
2-Chlorotoluene	ND	mg/kg	0.0045	0.00021	1		09/23/20 21:14	95-49-8	
4-Chlorotoluene	ND	mg/kg	0.0045	0.00021	1		09/23/20 21:14	106-43-4	
Dibromochloromethane	ND	mg/kg	0.0045	0.00014	1		09/23/20 21:14	124-48-1	
1,2-Dibromoethane (EDB)	ND	mg/kg	0.0045	0.00012	1		09/23/20 21:14	106-93-4	
Dibromomethane	ND	mg/kg	0.0045	0.00026	1		09/23/20 21:14	74-95-3	
1,2-Dichlorobenzene	ND	mg/kg	0.0045	0.00022	1		09/23/20 21:14	95-50-1	
1,3-Dichlorobenzene	ND	mg/kg	0.0045	0.00024	1		09/23/20 21:14	541-73-1	
1,4-Dichlorobenzene	ND	mg/kg	0.0045	0.00020	1		09/23/20 21:14	106-46-7	
trans-1,4-Dichloro-2-butene	ND	mg/kg	0.091	0.00026	1		09/23/20 21:14	110-57-6	
Dichlorodifluoromethane	ND UJ	mg/kg	0.0045	0.00031	1		09/23/20 21:14	75-71-8	
1,1-Dichloroethane	ND	mg/kg	0.0045	0.00040	1		09/23/20 21:14	75-34-3	
1,2-Dichloroethane	ND	mg/kg	0.0045	0.00016	1		09/23/20 21:14	107-06-2	
1,1-Dichloroethene	ND	mg/kg	0.0045	0.00026	1		09/23/20 21:14	75-35-4	
cis-1,2-Dichloroethene	ND	mg/kg	0.0045	0.00021	1		09/23/20 21:14	156-59-2	
trans-1,2-Dichloroethene	ND	mg/kg	0.0045	0.00032	1		09/23/20 21:14	156-60-5	
1,2-Dichloropropane	ND	mg/kg	0.0045	0.00016	1		09/23/20 21:14	78-87-5	
1,3-Dichloropropane	ND	mg/kg	0.0045	0.00017	1		09/23/20 21:14	142-28-9	
2,2-Dichloropropane	ND	mg/kg	0.0045	0.00015	1		09/23/20 21:14	594-20-7	
1,1-Dichloropropene	ND	mg/kg	0.0045	0.00020	1		09/23/20 21:14	563-58-6	
cis-1,3-Dichloropropene	ND	mg/kg	0.0045	0.00016	1		09/23/20 21:14	10061-01-5	
trans-1,3-Dichloropropene	ND	mg/kg	0.0045	0.00010	1		09/23/20 21:14	10061-02-6	
Ethylbenzene	ND	mg/kg	0.0045	0.00019	1		09/23/20 21:14	100-41-4	
Ethyl methacrylate	ND	mg/kg	0.091	0.00023	1		09/23/20 21:14	97-63-2	
Hexachloro-1,3-butadiene	ND	mg/kg	0.0045	0.00022	1		09/23/20 21:14	87-68-3	
2-Hexanone	ND	mg/kg	0.091	0.00099	1		09/23/20 21:14	591-78-6	

This report shall not be reproduced, except in full,
without the written consent of Pace Analytical Services, LLC.

10/26/20

Pace Analytical®
www.pacelabs.com

Pace Analytical Services, LLC
7726 Moller Road
Indianapolis, IN 46268
(317)228-3100

ANALYTICAL RESULTS

Project: Amphenol
Pace Project No.: 50267608

Sample: FD-3 SL **Lab ID: 50267608028** Collected: 09/17/20 08:00 Received: 09/17/20 12:35 Matrix: Solid

Results reported on a "dry weight" basis and are adjusted for percent moisture, sample size and any dilutions.

Parameters	Results	Units	Report Limit	MDL	DF	Prepared	Analyzed	CAS No.	Qual
8260 MSV 5035A VOA	Analytical Method: EPA 8260								
	Pace Analytical Services - Indianapolis								
Iodomethane	ND	mg/kg	0.091	0.0011	1		09/23/20 21:14	74-88-4	
Isopropylbenzene (Cumene)	ND	mg/kg	0.0045	0.00020	1		09/23/20 21:14	98-82-8	
p-Isopropyltoluene	ND	mg/kg	0.0045	0.00019	1		09/23/20 21:14	99-87-6	
Methylene Chloride	ND	mg/kg	0.018	0.0057	1		09/23/20 21:14	75-09-2	
4-Methyl-2-pentanone (MIBK)	ND	mg/kg	0.023	0.0016	1		09/23/20 21:14	108-10-1	
Methyl-tert-butyl ether	ND	mg/kg	0.0045	0.00015	1		09/23/20 21:14	1634-04-4	
Naphthalene	ND	mg/kg	0.0045	0.00017	1		09/23/20 21:14	91-20-3	
n-Propylbenzene	ND	mg/kg	0.0045	0.00021	1		09/23/20 21:14	103-65-1	
Styrene	ND	mg/kg	0.0045	0.00015	1		09/23/20 21:14	100-42-5	
1,1,1,2-Tetrachloroethane	ND	mg/kg	0.0045	0.00012	1		09/23/20 21:14	630-20-6	
1,1,2,2-Tetrachloroethane	ND	mg/kg	0.0045	0.00022	1		09/23/20 21:14	79-34-5	
Tetrachloroethene	ND	mg/kg	0.0045	0.00018	1		09/23/20 21:14	127-18-4	
Toluene	**0.00057J**	mg/kg	0.0045	0.00017	1		09/23/20 21:14	108-88-3	
1,2,3-Trichlorobenzene	ND	mg/kg	0.0045	0.00024	1		09/23/20 21:14	87-61-6	
1,2,4-Trichlorobenzene	ND	mg/kg	0.0045	0.00023	1		09/23/20 21:14	120-82-1	
1,1,1-Trichloroethane	ND	mg/kg	0.0045	0.00020	1		09/23/20 21:14	71-55-6	
1,1,2-Trichloroethane	ND	mg/kg	0.0045	0.00019	1		09/23/20 21:14	79-00-5	
Trichloroethene	ND	mg/kg	0.0045	0.00019	1		09/23/20 21:14	79-01-6	
Trichlorofluoromethane	ND U5	mg/kg	0.0045	0.00036	1		09/23/20 21:14	75-69-4	
1,2,3-Trichloropropane	ND	mg/kg	0.0045	0.00024	1		09/23/20 21:14	96-18-4	
1,2,4-Trimethylbenzene	**0.00022J**	mg/kg	0.0045 U	0.00017	1		09/23/20 21:14	95-63-6	
1,3,5-Trimethylbenzene	ND	mg/kg	0.0045	0.00018	1		09/23/20 21:14	108-67-8	
Vinyl acetate	ND	mg/kg	0.091	0.0012	1		09/23/20 21:14	108-05-4	
Vinyl chloride	ND	mg/kg	0.0045	0.00032	1		09/23/20 21:14	75-01-4	
Xylene (Total)	ND	mg/kg	0.0091	0.00036	1		09/23/20 21:14	1330-20-7	
Surrogates									
Dibromofluoromethane (S)	113	%.	73-133		1		09/23/20 21:14	1868-53-7	
Toluene-d8 (S)	102	%.	73-130		1		09/23/20 21:14	2037-26-5	
4-Bromofluorobenzene (S)	88	%.	55-129		1		09/23/20 21:14	460-00-4	
Percent Moisture	Analytical Method: SM 2540G								
	Pace Analytical Services - Indianapolis								
Percent Moisture	**5.9**	%	0.10	0.10	1		09/18/20 10:16		N2

REPORT OF LABORATORY ANALYSIS

This report shall not be reproduced, except in full,
without the written consent of Pace Analytical Services, LLC.

10/26/20

Pace Analytical Services, LLC
7726 Moller Road
Indianapolis, IN 46268
(317)228-3100

ANALYTICAL RESULTS

Project: Amphenol
Pace Project No.: 50267608

Sample: EB-1 **Lab ID: 50267608029** Collected: 09/16/20 14:53 Received: 09/17/20 12:35 Matrix: Water

Parameters	Results	Units	Report Limit	MDL	DF	Prepared	Analyzed	CAS No.	Qual
8260/5030 MSV	Analytical Method: EPA 8260 Pace Analytical Services - Indianapolis								
Acetone	ND	ug/L	100	3.5	1		09/21/20 17:39	67-64-1	
Acrolein	ND	ug/L	50.0	7.7	1		09/21/20 17:39	107-02-8	
Acrylonitrile	ND	ug/L	100	2.4	1		09/21/20 17:39	107-13-1	
Benzene	ND	ug/L	5.0	0.59	1		09/21/20 17:39	71-43-2	
Bromobenzene	ND	ug/L	5.0	0.44	1		09/21/20 17:39	108-86-1	
Bromochloromethane	ND	ug/L	5.0	0.54	1		09/21/20 17:39	74-97-5	
Bromodichloromethane	ND	ug/L	5.0	0.46	1		09/21/20 17:39	75-27-4	
Bromoform	ND	ug/L	5.0	0.44	1		09/21/20 17:39	75-25-2	
Bromomethane	ND UJ	ug/L	5.0	2.4	1		09/21/20 17:39	74-83-9	
2-Butanone (MEK)	ND	ug/L	25.0	2.8	1		09/21/20 17:39	78-93-3	
n-Butylbenzene	ND	ug/L	5.0	0.33	1		09/21/20 17:39	104-51-8	
sec-Butylbenzene	ND	ug/L	5.0	0.32	1		09/21/20 17:39	135-98-8	
tert-Butylbenzene	ND	ug/L	5.0	0.46	1		09/21/20 17:39	98-06-6	
Carbon disulfide	ND	ug/L	10.0	0.33	1		09/21/20 17:39	75-15-0	
Carbon tetrachloride	ND	ug/L	5.0	0.40	1		09/21/20 17:39	56-23-5	
Chlorobenzene	ND	ug/L	5.0	0.49	1		09/21/20 17:39	108-90-7	
Chloroethane	ND UJ	ug/L	5.0	0.33	1		09/21/20 17:39	75-00-3	
Chloroform	ND	ug/L	5.0	0.41	1		09/21/20 17:39	67-66-3	
Chloromethane	ND	ug/L	5.0	0.39	1		09/21/20 17:39	74-87-3	
2-Chlorotoluene	ND	ug/L	5.0	0.42	1		09/21/20 17:39	95-49-8	
4-Chlorotoluene	ND	ug/L	5.0	0.39	1		09/21/20 17:39	106-43-4	
Dibromochloromethane	ND	ug/L	5.0	0.52	1		09/21/20 17:39	124-48-1	
1,2-Dibromoethane (EDB)	ND	ug/L	5.0	0.51	1		09/21/20 17:39	106-93-4	
Dibromomethane	ND	ug/L	5.0	0.50	1		09/21/20 17:39	74-95-3	
1,2-Dichlorobenzene	ND	ug/L	5.0	0.43	1		09/21/20 17:39	95-50-1	
1,3-Dichlorobenzene	ND	ug/L	5.0	0.41	1		09/21/20 17:39	541-73-1	
1,4-Dichlorobenzene	ND	ug/L	5.0	0.41	1		09/21/20 17:39	106-46-7	
trans-1,4-Dichloro-2-butene	ND	ug/L	100	0.37	1		09/21/20 17:39	110-57-6	
Dichlorodifluoromethane	ND UJ	ug/L	5.0	0.41	1		09/21/20 17:39	75-71-8	
1,1-Dichloroethane	ND	ug/L	5.0	0.42	1		09/21/20 17:39	75-34-3	
1,2-Dichloroethane	ND	ug/L	5.0	0.49	1		09/21/20 17:39	107-06-2	
1,1-Dichloroethene	ND	ug/L	5.0	0.42	1		09/21/20 17:39	75-35-4	
cis-1,2-Dichloroethene	ND	ug/L	5.0	0.42	1		09/21/20 17:39	156-59-2	
trans-1,2-Dichloroethene	ND	ug/L	5.0	0.44	1		09/21/20 17:39	156-60-5	
1,2-Dichloropropane	ND	ug/L	5.0	0.48	1		09/21/20 17:39	78-87-5	
1,3-Dichloropropane	ND	ug/L	5.0	0.55	1		09/21/20 17:39	142-28-9	
2,2-Dichloropropane	ND	ug/L	5.0	0.32	1		09/21/20 17:39	594-20-7	
1,1-Dichloropropene	ND	ug/L	5.0	0.40	1		09/21/20 17:39	563-58-6	
cis-1,3-Dichloropropene	ND	ug/L	5.0	0.40	1		09/21/20 17:39	10061-01-5	
trans-1,3-Dichloropropene	ND	ug/L	5.0	0.42	1		09/21/20 17:39	10061-02-6	
Ethylbenzene	ND	ug/L	5.0	0.46	1		09/21/20 17:39	100-41-4	
Ethyl methacrylate	ND	ug/L	100	0.28	1		09/21/20 17:39	97-63-2	
Hexachloro-1,3-butadiene	ND	ug/L	5.0	0.35	1		09/21/20 17:39	87-68-3	
2-Hexanone	ND	ug/L	25.0	2.3	1		09/21/20 17:39	591-78-6	
Iodomethane	ND	ug/L	10.0	7.9	1		09/21/20 17:39	74-88-4	

This report shall not be reproduced, except in full,
without the written consent of Pace Analytical Services, LLC.

10/26/20

Pace Analytical Services, LLC
7726 Moller Road
Indianapolis, IN 46268
(317)228-3100

ANALYTICAL RESULTS

Project: Amphenol
Pace Project No.: 50267608

Sample: EB-1 **Lab ID: 50267608029** Collected: 09/16/20 14:53 Received: 09/17/20 12:35 Matrix: Water

Parameters	Results	Units	Report Limit	MDL	DF	Prepared	Analyzed	CAS No.	Qual
8260/5030 MSV	Analytical Method: EPA 8260 Pace Analytical Services - Indianapolis								
Isopropylbenzene (Cumene)	ND	ug/L	5.0	0.41	1		09/21/20 17:39	98-82-8	
p-Isopropyltoluene	ND	ug/L	5.0	0.32	1		09/21/20 17:39	99-87-6	
Methylene Chloride	ND	ug/L	5.0	1.4	1		09/21/20 17:39	75-09-2	
4-Methyl-2-pentanone (MIBK)	ND	ug/L	25.0	2.5	1		09/21/20 17:39	108-10-1	
Methyl-tert-butyl ether	ND	ug/L	4.0	0.45	1		09/21/20 17:39	1634-04-4	
Naphthalene	ND	ug/L	5.0	0.44	1		09/21/20 17:39	91-20-3	
n-Propylbenzene	ND	ug/L	5.0	0.34	1		09/21/20 17:39	103-65-1	
Styrene	ND	ug/L	5.0	0.45	1		09/21/20 17:39	100-42-5	
1,1,1,2-Tetrachloroethane	ND	ug/L	5.0	0.42	1		09/21/20 17:39	630-20-6	
1,1,2,2-Tetrachloroethane	ND	ug/L	5.0	0.46	1		09/21/20 17:39	79-34-5	
Tetrachloroethene	ND	ug/L	5.0	0.30	1		09/21/20 17:39	127-18-4	
Toluene	ND	ug/L	5.0	0.43	1		09/21/20 17:39	108-88-3	
1,2,3-Trichlorobenzene	ND	ug/L	5.0	0.41	1		09/21/20 17:39	87-61-6	
1,2,4-Trichlorobenzene	ND	ug/L	5.0	0.36	1		09/21/20 17:39	120-82-1	
1,1,1-Trichloroethane	ND	ug/L	5.0	0.31	1		09/21/20 17:39	71-55-6	
1,1,2-Trichloroethane	ND	ug/L	5.0	0.45	1		09/21/20 17:39	79-00-5	
Trichloroethene	ND	ug/L	5.0	0.47	1		09/21/20 17:39	79-01-6	
Trichlorofluoromethane	ND KJ	ug/L	5.0	0.65	1		09/21/20 17:39	75-69-4	
1,2,3-Trichloropropane	ND	ug/L	5.0	0.43	1		09/21/20 17:39	96-18-4	
1,2,4-Trimethylbenzene	ND	ug/L	5.0	0.38	1		09/21/20 17:39	95-63-6	
1,3,5-Trimethylbenzene	ND	ug/L	5.0	0.36	1		09/21/20 17:39	108-67-8	
Vinyl acetate	ND KJ	ug/L	50.0	1.2	1		09/21/20 17:39	108-05-4	
Vinyl chloride	ND	ug/L	2.0	0.23	1		09/21/20 17:39	75-01-4	
Xylene (Total)	ND	ug/L	10.0	0.90	1		09/21/20 17:39	1330-20-7	
Surrogates									
Dibromofluoromethane (S)	106	%.	75-120		1		09/21/20 17:39	1868-53-7	
4-Bromofluorobenzene (S)	98	%.	85-116		1		09/21/20 17:39	460-00-4	
Toluene-d8 (S)	102	%.	83-111		1		09/21/20 17:39	2037-26-5	

LDC #: 49387A1a

SDG #: 50267608

Laboratory: Pace Analytical Services, LLC

VALIDATION COMPLETENESS WORKSHEET

Level III/IV

Date: 10/23/20

Page: 1 of 2

Reviewer: SM

2nd Reviewer: [illegible]

METHOD: GC/MS Volatiles (EPA SW 846 Method 8260C)

The samples listed below were reviewed for each of the following validation areas. Validation findings are noted in attached validation findings worksheets.

	Validation Area		Comments
I.	Sample receipt/Technical holding times	A/A	
II.	GC/MS Instrument performance check	A	
III.	Initial calibration/ICV	SW SW	ICAL ≤ 20% ICV ≤ 30%
IV.	Continuing calibration	SW	CCV ≤ 20%
V.	Laboratory Blanks	SW	
VI.	Field blanks	ND	EB = 29 TB = 25
VII.	Surrogate spikes	A	↓ = EB-2WT (from 50267802)
VIII.	Matrix spike/Matrix spike duplicates	SW	
IX.	Laboratory control samples	SW	LCS
X.	Field duplicates	SW	D = 8/26, 16/27, 33/28
XI.	Internal standards	SW	
XII.	Compound quantitation RL/LOQ/LODs	A	Not reviewed for Level III validation.
XIII.	Target compound identification	A	Not reviewed for Level III validation.
XIV.	System performance	A	Not reviewed for Level III validation.
XV.	Overall assessment of data	A	

Note: A = Acceptable; N = Not provided/applicable; SW = See worksheet; ND = No compounds detected; R = Rinsate; FB = Field blank; D = Duplicate; TB = Trip blank; EB = Equipment blank; SB=Source blank; OTHER:

** Indicates sample underwent Level IV validation

		Client ID	Lab ID	Matrix	Date
	1 2	GP-33 SL (16.5-17.0)**	50267608001**	Soil	09/16/20
	2 3	GP-33 SL (18-18.5)	50267608002	Soil	09/16/20
	3 3	GP-33 SL (19.0-19.5)	50267608003	Soil	09/16/20
1x/50X	4	GP-33 SL (19.5-20)	50267608004	Soil	09/16/20
	5	GP-32 SL (13.0-13.5)	50267608005	Soil	09/16/20
	6	GP-32 SL (15.75-16.25)	50267608006	Soil	09/16/20
	7	GP-32 SL (18.25-18.75)	50267608007	Soil	09/16/20
1x/50X	8	GP-32 SL (18.75-19.25)	50267608008	Soil	09/16/20
	9	GP-31 SL (11.5-12.00)	50267608009	Soil	09/16/20
	10	GP-31 SL (15-15.5)**	50267608010**	Soil	09/16/20
	11	GP-31 SL (17.5-18.0)	50267608011	Soil	09/16/20
	12	GP-31 SL (18-18.50)	50267608012	Soil	09/16/20
	13	GP-30 SL (11.0-11.5)	50267608013	Soil	09/16/20
	14	GP-30 SL (17.50-18)	50267608014	Soil	09/16/20

LDC #: 49387A1a **VALIDATION COMPLETENESS WORKSHEET** Date: 10/23/20
SDG #: 50267608 Level III/IV Page: 2 of 2
Laboratory: Pace Analytical Services, LLC Reviewer: SG
2nd Reviewer:

METHOD: GC/MS Volatiles (EPA SW 846 Method 8260C)

	Client ID	Lab ID	Matrix	Date
15	GP-30 SL (18.25-18.75)	50267608015	Soil	09/16/20
16	GP-30 SL (18.75-19.25)**	50267608016**	Soil	09/16/20
17 3	GP-29 SL (13.50-14.0)	50267608017	Soil	09/16/20
18 3	GP-29 SL (15.0-15.50)	50267608018	Soil	09/16/20
19 3	GP-29 SL (20.0-20.50)	50267608019	Soil	09/16/20
20 3	GP-29 SL (20.50-21.00)	50267608020	Soil	09/16/20
21 3	GP-34 SL (21.50-22.0)	50267608021	Soil	09/17/20
22 3	GP-34 SL (23.5-24.0)	50267608022	Soil	09/17/20
23 3	GP-34 SL (24.0-24.5)	50267608023	Soil	09/17/20
24 3	GP-34 SL (24.50-25.0)	50267608024	Soil	09/17/20
25 1	TB-1 WT	50267608025	Water	09/16/20
26 5	FD-1 SL D	50267608026	Soil	09/16/20
27 5	FD-2 SL D	50267608027	Soil	09/16/20
28 5	FD-3 SL D	50267608028	Soil	09/17/20
29 1	EB-1	50267608029	Water	09/16/20
30	GP-31 SL (18-18.50)MS	50267608012MS	Soil	09/16/20
31	GP-31 SL (18-18.50)MSD	50267608012MSD	Soil	09/16/20
32 3	GP-34 SL (21.50-22.0)MS	50267608021MS	Soil	09/17/20
33 3	GP-34 SL (21.50-22.0)MSD	50267608021MSD	Soil	09/17/20
34				
35				
36				

Notes:

1	2687772 MB	+5	2689971-MB					
+2	2687833-							
+3	2688716-							
+4	2687835-							

(Long list)

LDC #: 49387A1a

VALIDATION FINDINGS CHECKLIST

Reviewer: JVG

Method: Volatiles (EPA SW 846 Method 8260C)

Validation Area	Yes	No	NA	Findings/Comments
I. Technical holding times				
Were all technical holding times met?	✓			
Was cooler temperature criteria met?	✓			
II. GC/MS Instrument performance check				
Were the BFB performance results reviewed and found to be within the specified criteria?	✓			
Were all samples analyzed within the 12 hour clock criteria?	✓			
IIIa. Initial calibration				
Did the laboratory perform a 5 point calibration prior to sample analysis?	✓			
Were all percent relative standard deviations (%RSD) ≤ 20% and relative response factors (RRF) within method criteria?		✓		
Was a curve fit used for evaluation? If yes, did the initial calibration meet the curve fit acceptance criteria of ≥ 0.990?	✓			
IIIb. Initial Calibration Verification				
Was an initial calibration verification standard analyzed after each initial calibration for each instrument?	✓			
Were all percent differences (%D) ≤ 30%?		✓		
IV. Continuing calibration				
Was a continuing calibration standard analyzed at least once every 12 hours for each instrument?	✓			
Were all percent differences (%D) ≤ 20% and relative response factors (RRF) within method criteria?		✓		
V. Laboratory Blanks				
Was a laboratory blank associated with every sample in this SDG?	✓			
Was a laboratory blank analyzed at least once every 12 hours for each matrix and concentration?	✓			
Was there contamination in the laboratory blanks?	✓	N		
VI. Field blanks				
Were field blanks were identified in this SDG?	✓			
Were target compounds detected in the field blanks?		✓		
VII. Surrogate spikes				
Were all surrogate percent recovery (%R) within QC limits?	✓			
If the percent recovery (%R) for one or more surrogates was out of QC limits, was a reanalysis performed to confirm samples with %R outside of criteria?			✓	
VIII. Matrix spike/Matrix spike duplicates				
Were matrix spike (MS) and matrix spike duplicate (MSD) analyzed in this SDG?	✓			
Were the MS/MSD percent recoveries (%R) and the relative percent differences (RPD) within the QC limits?		✓		

LDC #: 49387A1a

VALIDATION FINDINGS CHECKLIST

Reviewer: JVG

Validation Area	Yes	No	NA	Findings/Comments
IX. Laboratory control samples				
Was an LCS analyzed per analytical batch?	✓			
Were the LCS percent recoveries (%R) and relative percent difference (RPD) within the QC limits?		✓		
X. Field duplicates				
Were field duplicate pairs identified in this SDG?	✓			
Were target compounds detected in the field duplicates?	✓			
XI. Internal standards				
Were internal standard area counts within -50% to +100% of the associated calibration standard?	✓	✓		
Were retention times within ± 30 seconds of the associated calibration standard?	✓			
XII. Compound quantitation				
Did the laboratory LOQs/RLs meet the QAPP LOQs/RLs?	✓			
Were the correct internal standard (IS), quantitation ion and relative response factor (RRF) used to quantitate the compound?	✓			
Were compound quantitation and RLs adjusted to reflect all sample dilutions and dry weight factors applicable to level IV validation?	✓			
XIII. Target compound identification				
Were relative retention times (RRT's) within ± 0.06 RRT units of the standard?	✓			
Did compound spectra meet specified EPA "Functional Guidelines" criteria?	✓			
Were chromatogram peaks verified and accounted for?	✓			
XIV. System performance				
System performance was found to be acceptable.	✓			
XV. Overall assessment of data				
Overall assessment of data was found to be acceptable.	✓			

TARGET COMPOUND WORKSHEET

METHOD: VOA

A. Chloromethane	AA. Tetrachloroethene	AAA. 1,3,5-Trimethylbenzene	AAAA. Ethyl tert-butyl ether	A1. 1,3-Butadiene	A2.
B. Bromomethane	BB. 1,1,2,2-Tetrachloroethane	BBB. 4-Chlorotoluene	BBBB. tert-Amyl methyl ether	B1. Hexane	B2.
C. Vinyl choride	CC. Toluene	CCC. tert-Butylbenzene	CCCC. 1-Chlorohexane	C1. Heptane	C2.
D. Chloroethane	DD. Chlorobenzene	DDD. 1,2,4-Trimethylbenzene	DDDD. Isopropyl alcohol	D1. Propylene	D2.
E. Methylene chloride	EE. Ethylbenzene	EEE. sec-Butylbenzene	EEEE. Acetonitrile	E1. Freon 11	E2.
F. Acetone	FF. Styrene	FFF. 1,3-Dichlorobenzene	FFFF. Acrolein	F1. Freon 12	F2.
G. Carbon disulfide	GG. Xylenes, total	GGG. p-Isopropyltoluene	GGGG. Acrylonitrile	G1. Freon 113	G2.
H. 1,1-Dichloroethene	HH. Vinyl acetate	HHH. 1,4-Dichlorobenzene	HHHH. 1,4-Dioxane	H1. Freon 114	H2.
I. 1,1-Dichloroethane	II. 2-Chloroethylvinyl ether	III. n-Butylbenzene	IIII. Isobutyl alcohol	I1. 2-Nitropropane	I2.
J. 1,2-Dichloroethene, total	JJ. Dichlorodifluoromethane	JJJ. 1,2-Dichlorobenzene	JJJJ. Methacrylonitrile	J1. Dimethyl disulfide	J2.
K. Chloroform	KK. Trichlorofluoromethane	KKK. 1,2,4-Trichlorobenzene	KKKK. Propionitrile	K1. 2,3-Dimethyl pentane	K2.
L. 1,2-Dichloroethane	LL. Methyl-tert-butyl ether	LLL. Hexachlorobutadiene	LLLL. Ethyl ether	L1. 2,4-Dimethyl pentane	L2.
M. 2-Butanone	MM. 1,2-Dibromo-3-chloropropane	MMM. Naphthalene	MMMM. Benzyl chloride	M1. 3,3-Dimethyl pentane	M2.
N. 1,1,1-Trichloroethane	NN. Methyl ethyl ketone	NNN. 1,2,3-Trichlorobenzene	NNNN. Iodomethane	N1. 2-Methylpentane	N2.
O. Carbon tetrachloride	OO. 2,2-Dichloropropane	OOO. 1,3,5-Trichlorobenzene	OOOO.1,1-Difluoroethane	O1. 3-Methylpentane	O2.
P. Bromodichloromethane	PP. Bromochloromethane	PPP. trans-1,2-Dichloroethene	PPPP. Tetrahydrofuran	P1. 3-Ethylpentane	P2.
Q. 1,2-Dichloropropane	QQ. 1,1-Dichloropropene	QQQ. cis-1,2-Dichloroethene	QQQQ. Methyl acetate	Q1. 2,2-Dimethylpentane	Q2.
R. cis-1,3-Dichloropropene	RR. Dibromomethane	RRR. m,p-Xylenes	RRRR. Ethyl acetate	R1. 2,2,3- Trimethylbutane	R2.
S. Trichloroethene	SS. 1,3-Dichloropropane	SSS. o-Xylene	SSSS. Cyclohexane	S1. 2,2,4-Trimethylpentane	S2.
T. Dibromochloromethane	TT. 1,2-Dibromoethane	TTT. 1,1,2-Trichloro-1,2,2-trifluoroethane	TTTT. Methylcyclohexane	T1. 2-Methylhexane	T2.
U. 1,1,2-Trichloroethane	UU. 1,1,1,2-Tetrachloroethane	UUU. 1,2-Dichlorotetrafluoroethane	UUUU. Allyl chloride	U1. Nonanal	U2.
V. Benzene	VV. Isopropylbenzene	VVV. 4-Ethyltoluene	VVVV. Methyl methacrylate	V1. 2-Methylnaphthalene	V2.
W. trans-1,3-Dichloropropene	WW. Bromobenzene	WWW. Ethanol	WWWW. Ethyl methacrylate	W1. Methanol	W2.
X. Bromoform	XX. 1,2,3-Trichloropropane	XXX. Di-isopropyl ether	XXXX. cis-1,4-Dichloro-2-butene	X1. 1,2,3-Trimethylbenzene	X2.
Y. 4-Methyl-2-pentanone	YY. n-Propylbenzene	YYY. tert-Butanol	YYYY. trans-1,4-Dichloro-2-butene	Y1. 2-Propanol	Y2.
Z. 2-Hexanone	ZZ. 2-Chlorotoluene	ZZZ. tert-Butyl alcohol	ZZZZ. Pentachloroethane	Z1.	Z2.

LDC #: 49387A1a

VALIDATION FINDINGS WORKSHEET
Initial Calibration

Page: 1 of 1
Reviewer: JVG

METHOD: GC/MS VOA (EPA SW 846 Method 8260C)

Please see qualifications below for all questions answered "N". Not applicable questions are identified as "N/A".

Y N N/A Did the laboratory perform a 5 point calibration prior to sample analysis?
Y N N/A Were percent relative standard deviations (%RSD) ≤ 20% and relative response factors (RRF) within the method criteria?
Y N N/A Was a curve fit used for evaluation? If yes, what was the acceptance criteria used for evaluation? r² ≥ 0.99
Y N N/A Did the initial calibration meet the acceptance criteria?

#	Date	Standard ID	Compound	Finding %RSD (Limit: ~~≤15%~~/20.0%)	Finding RRF (Limit)	Associated Samples	Qualifications
	09/14/20	ICAL-50MV6A	B	65.87884		1-3, 17-24, 26-28, 32, 33, MB2, MB3, MB5	(ND) J/UJ/A
	09/14/20	ICAL-50MV6B	B	66.57433		4-16, 25, 29, 30, 31, MB1, MB4	(ND)
			D	58.87038			

* = Ave RRF failed method criteria but within validation criteria

LDC #: 49387A1a

VALIDATION FINDINGS WORKSHEET
Initial Calibration Verification

Reviewer: JVG

METHOD: GC/MS VOA (EPA SW 846 Method 8260C)

Please see qualifications below for all questions answered "N". Not applicable questions are identified as "N/A".
Y N N/A Was an initial calibration verification standard analyzed after each ICAL for each instrument?
Y N N/A Were all %D within the validation criteria of ≤~~20~~/30%D?

#	Date	Standard ID	Compound	Finding %D (Limit: ≤ ~~20~~/30.0%)	Associated Samples	Qualifications
	09/14/20	A091420CAL\A101CV	JJ	32.97	1-3, 17-24, 26-28, 32, 33,	(ND) J/UJ/A
			FFFF	38.25	MB1, MB3, MB5	
	09/14/20	B091420CAL\B10ICV	JJ	35.4	4-16, 25, 29-31, MB1, MB4	(ND)
			HH	33.02		

LDC #: 49387A1a

VALIDATION FINDINGS WORKSHEET
Continuing Calibration

Page: 1 of 1
Reviewer: JVG

METHOD: GC/MS VOA (EPA SW 846 Method 8260C)

Please see qualifications below for all questions answered "N". Not applicable questions are identified as "N/A".

Y N N/A Was a continuing calibration standard analyzed at least once every 12 hours for each instrument?

Y N N/A Were percent differences (%D) ≤20 % and relative response factors (RRF) within the method criteria?

#	Date	Standard ID	Compound	Finding %D (Limit: <20.0%)	Finding RRF (Limit)	Associated Samples	Qualifications
	09/21/20	A092120.B\C01CCV	B	45.1576		1, MB2 (ND)	J/UJ/A
	09/22/20	A092220.B\A02CCV	B	44.3887		2, 3, 17-24, 32, 33, MB3 (ND)	
	09/23/20	A092320.B\A02CCV	B	22.5423		26-28, MB5 (ND)	
			KK	22.5456			
	09/21/20	B092120.B\B02CCV	B	30.5847		25, 29, MB1 (ND)	
			KK	22.5279			
	09/21/20	B092120.B\D01CCV	B	31.0573		4-16, 30, 31, MB4 (ND)	

Note: * = Ave RRF failed method criteria but within validation criteria

LDC #: 49387 A1a

VALIDATION FINDINGS WORKSHEET
Blanks

Reviewer: JVG

METHOD: GC/MS VOA (EPA SW 846 Method 8260C)
Please see qualifications below for all questions answered "N". Not applicable questions are identified as "N/A".

Y N N/A Was a method blank associated with every sample in this SDG?
Y N N/A Was a method blank analyzed at least once every 12 hours for each matrix and concentration?
Y N N/A Was there contamination in the method blanks? If yes, please see the qualifications below.

Blank analysis date: 09/21/20
Conc. units: mg/kg Associated Samples: 1

Compound	Blank ID	Sample Identification								
	2687833-MB	1								
NNN	0.00071		0.00075	0.0061U						
DDD	0.00019		0.0018							
HHH	0.00027		0.00037							
DD	0.0017		0.00099							
E	0.019		0.012	0.024U						
III	0.00031		0.00069	0.0061U						
MMM	0.0012		0.0023							
GG	0.0033		0.0029	0.012U						

Blank analysis date: 09/22/20
Conc. units: mg/kg Associated Samples: 2, 3 17 - 24

Compound	Blank ID	Sample Identification									
	2688716-MB	2	3	17	18	19	20	21	22	23	24
NNN	0.00086										
KKK	0.00077										
DDD	0.00031	0.00031 / 0.0048U	0.00048 / 0.0051U	0.00023 / 0.0051U	0.00043 / 0.0050U	0.0015 / 0.0046U	~~0.00041~~ / ~~0.0051U~~		0.00041 / 0.0051U	0.00036 / 0.0045U	
JJJ	0.00026										
HHH	0.00037					0.00075 / 0.0046U	~~0.00043~~ / ~~0.0051U~~		0.00043 / 0.0051U	0.00021	
F	0.019										
III	0.00036								0.00054 / 0.0051U		
MMM	0.0011						~~0.0010~~ / ~~0.0051U~~		0.0010		

Common contaminants such as Methylene chloride, Acetone, 2-Butanone and Carbon disulfide that were detected in samples within ten times the associated blank concentration were qualified as not detected, "U". Other contaminants within five times the blank concentration were also qualified as not detected, "U".

CC	0.00019	0.00056 / 0.0048U	0.00099 / 0.0051U	0.00059 / 0.0051U	0.0010 / 0.0050U	0.0039 / 0.0046U	0.00069 / 0.0042U	0.00023 / 0.0048U	0.00037 / 0.0051U	0.00065 / 0.0045U	0.0029 / 0.0041U

LDC #: 49387A1a

VALIDATION FINDINGS WORKSHEET
Blanks

Reviewer: JVG

METHOD: GC/MS VOA (EPA SW 846 Method 8260C)

Please see qualifications below for all questions answered "N". Not applicable questions are identified as "N/A".

Y N N/A Was a method blank associated with every sample in this SDG?

Y N N/A Was a method blank analyzed at least once every 12 hours for each matrix and concentration?

Y N N/A Was there contamination in the method blanks? If yes, please see the qualifications below.

Blank analysis date: 09/21/20

Conc. units: mg/kg

Associated Samples: 4 - 16

Compound	Blank ID	Sample Identification								
	2687835-MB	4	10	13	14	15	16			
CRL DD	0.0014		0.00055 / 0.0041U				0.00061 / 0.0053U			
NNN	0.0033			0.0032 / 0.10U						
E	0.014		0.0045 / 0.016U				0.0072 / 0.021U			
GG	0.0023	0.00056 / 0.0081U	0.0022 / 0.0082U		0.00085 / 0.0098U	0.00091 / 0.010U	0.0026 / 0.011U			

Blank analysis date: 09/23/20

Conc. units: mg/kg

Associated Samples: 26 - 28

Compound	Blank ID	Sample Identification								
	2689971-MB	26	27	28						
CRL NNN	0.00088									
DDD	0.00077			0.00022 / 0.0045U						
HHH	0.00030									
F	0.0082		0.017 / 0.080U	0.015 / 0.11U	0.013 / 0.091U					
MMM	0.0010									

Common contaminants such as Methylene chloride, Acetone, 2-Butanone and Carbon disulfide that were detected in samples within ten times the associated blank concentration were qualified as not detected, "U". Other contaminants within five times the blank concentration were also qualified as not detected, "U".

LDC #: 49387 A1a

VALIDATION FINDINGS WORKSHEET
Matrix Spike/Matrix Spike Duplicates

Reviewer: JVG

METHOD : GC/MS VOA (EPA SW 846 Method 8260C)

Please see qualifications below for all questions answered "N". Not applicable questions are identified as "N/A".

Y N N/A Were a matrix spike (MS) and matrix spike duplicate (MSD) analyzed for each matrix in this SDG? If no, indicate which matrix does not have an associated MS/MSD. Soil / Water.

Y N N/A Was a MS/MSD analyzed every 20 samples of each matrix?

Y N N/A Were the MS/MSD percent recoveries (%R) and the relative percent differences (RPD) within the QC limits?

#	MS/MSD ID	Compound	MS %R (Limits)	MSD %R (Limits)	RPD (Limits)	Associated Samples	Qualifications
	32/33	MMM	( )	( )	22 (20)	21 (ND)	J dets /A
			( )	( )	( )		
			( )	( )	( )		
	30/31	S	-67 (12-153)	-307 (12-153)	( )	12	NQ
		S	( )	( )	113 (20)	↓	↓
			( )	( )	( )		(Parent conc
			( )	( )	( )		> 4x spike)
			( )	( )	( )		
			( )	( )	( )		
			( )	( )	( )		
			( )	( )	( )		
			( )	( )	( )		
			( )	( )	( )		
			( )	( )	( )		
			( )	( )	( )		
			( )	( )	( )		
			( )	( )	( )		
			( )	( )	( )		
			( )	( )	( )		
			( )	( )	( )		
			( )	( )	( )		
			( )	( )	( )		

LDC #: 49387A1a

VALIDATION FINDINGS WORKSHEET
Laboratory Control Samples (LCS)

Reviewer: JVG

METHOD: GC/MS VOA (EPA SW 846 Method 8260C)

Please see qualifications below for all questions answered "N". Not applicable questions are identified as "N/A".

Y N N/A Was a LCS required?

Y N N/A Were the LCS percent recoveries (%R) and relative percent difference (RPD) within the QC limits?

#	LCS/LCSD ID	Compound	LCS %R (Limits)	LCSD %R (Limits)	RPD (Limits)	Associated Samples	Qualifications
	2687834 LCS	HH	10 (46-118)	( )	( )	1, MB2 (ND)	J/UJ/P
			( )	( )	( )		
			( )	( )	( )		
	2687836 LCS	LL	71 (75-136)	( )	( )	4-16, MB3 (ND)	
			( )	( )	( )		
			( )	( )	( )		
			( )	( )	( )		
			( )	( )	( )		
			( )	( )	( )		
			( )	( )	( )		
			( )	( )	( )		
			( )	( )	( )		
			( )	( )	( )		
			( )	( )	( )		
			( )	( )	( )		
			( )	( )	( )		
			( )	( )	( )		
			( )	( )	( )		
			( )	( )	( )		
			( )	( )	( )		
			( )	( )	( )		
			( )	( )	( )		
			( )	( )	( )		
			( )	( )	( )		
			( )	( )	( )		

LDC #: 49387A1a

VALIDATION FINDINGS WORKSHEET
Field Duplicates

Reviewer: JVG

METHOD: GC/MS VOA (EPA SW 846 Method 8260C)

Compound	Concentration (mg/Kg)		RPD
	8	26	
F	0.01	0.017	52
QQQ	0.020	0.019	5
PPP	0.0023	0.0024	4
CC	0.00064	0.00036	56
N	0.016	0.011	37
S	0.18	0.14	25

Compound	Concentration (mg/Kg)		RPD
	16	27	
F	0.012	0.015	22
DD	0.00061	0.0055U	NC
EE	0.00051	0.0055U	NC
E	0.0072	0.022U	NC
CC	0.0014	0.0055U	NC
S	0.0013	0.0016	21
GG	0.0026	0.011U	NC

Compound	Concentration (mg/Kg)		RPD
	23	28	
F	0.011	0.013	17
HHH	0.00021	0.0045U	NC
CC	0.00065	0.00057	13
DDD	0.00036	0.00022	48
GG	0.00060	0.0091U	NC

U at RL

V:\Josephine\FIELD DUPLICATES\49387A1a iwm amphenol.wpd

LDC #: 49387 A1a

VALIDATION FINDINGS WORKSHEET
Internal Standards

Page: 1 of ___
Reviewer: JVG

METHOD: GC/MS VOA (EPA SW 846 Method 8260C)

Please see qualifications below for all questions answered "N". Not applicable questions are identified as "N/A".

Y (N) N/A Were all internal standard area counts within -50 to +100% of the associated calibration standard?

(Y) N N/A Were the retention times of the internal standards within +/- 30 seconds of the retention times of the associated calibration standard?

#	Date	Sample ID	Internal Standard	Area (Limits)	RT (Limits)	Qualifications
		4 (ND)	4DCB	11352 (14614 - 58456)		J/UJ/A
		8		10023		J/UJ/P
		12		9197		J/UJ/A
		15 (ND + Det)		14576		J/UJ/P
		20 (ND)		9185 (13755.5 - 55022)		
		30		13563 (14614 - 58456)		NQ (GC only)
		31		13552		

(BCM) = Bromochloromethane
(DFB) = 1,4-Difluorobenzene
(CBZ) = Chlorobenzene-d5
(PFB) = Pentafluorobenzene
(4DCB) = 1,4-Dichlorobenzene-d4
(2DCB) = 1,2-Dichlorobenzene-d4
(FBZ) = Fluorobenzene
(TBA) = Tert butyl alcohol-d9
(BUT) = 2-Butanone-d5

VOA Internal Standard

Fluorobenzene (FBB)	d5-Chlorobenzene (CBZ)	1,4-Dichlorobenzene-d4 (4DCB)
Dichlorodifluoromethane	cis-1,3-Dichloropropene	1,1,2,2-Tetrachloroethane
Chloromethane	4-Methyl-2-pentanone	1,2,3-Trichloropropane
Vinyl chloride	Toluene	trans-1,4-Dichloro-2-butane
Bromomethane	trans-1,3-Dichloropropene	n-Propylbenzene
Chloroethane	Ethyl methacrylate	2-Chlorotoluene
Trichlorofluoromethane	1,1,2-Trichloroethane	1,3,5-Trimethylbenzene
Acrolein	Tetrachloroethene	4-Chlorotoluene
1,1-Dichloroethene	1,3-Dichloropropane	tert-Butylbenzene
Acetone	2-Hexanone	1,2,4-Trimethylbenzene
Iodomethane	Dibromochloromethane	sec-Butylbenzene
Carbon disulfide	1,2-Dibromoethane	1,3-Dichlorobenzene
Acetonitrile	Chlorobenzene	p-Isopropyltoluene
Methylene chloride	1,1,1,2-Tetrachloroethane	1,4-Dichlorobenzene
trans-1,2-Dichloroethene	Ethylbenzene	1,2-Dichlorobenzene
Methyl tert-butyl ether	Xylenes, total	n-Butylbenzene
1,1-Dichloroethane	Styrene	1,2,4-Trichlorobenzene
Vinyl acetate	Bromoform	Hexachlorobutadiene
2,2-Dichloropropane	Isopropyl benzene	Naphthalene
cis-1,2-Dichloroethene	Bromobenzene	1,2,3-Trichlorobenzene
2-Butanone		
Bromochloromethane		
Chloroform		
1,1,1-Trichloroethane		
1,1-Dichloropropene		
Carbon tetrachloride		
Benzene		
1,2-Dichloroethane		
Trichloroethene		
1,2-Dichloropropane		
Dibromomethane		
Bromodichloromethane		

V:\Josephine\VOA IS pace iwm .wpd

LDC #: 49387A1a

VALIDATION FINDINGS WORKSHEET
Initial Calibration Calculation Verification

Reviewer: JVG

METHOD: GC/MS VOA (EPA SW 846 Method 8260C)

The Relative Response Factor (RRF), average RRF, and percent relative standard deviation (%RSD) were recalculated for the compounds identified below using the following calculations:

$RRF = (A_x)(C_{is})/(A_{is})(C_x)$
average RRF = sum of the RRFs/number of standards
%RSD = 100 * (S/X)

A_x = Area of Compound
C_x = Concentration of compound,
S= Standard deviation of the RRFs,

A_{is} = Area of associated internal standard
C_{is} = Concentration of internal standard
X = Mean of the RRFs

#	Standard ID	Calibration Date	Compound (IS)	Reported RRF (RRF 50 std)	Recalculated RRF (RRF 50 std)	Reported Average RRF (Initial)	Recalculated Average RRF (Initial)	Reported %RSD	Recalculated %RSD
1	ICAL 50MV6A	9/14/2020	Trichloroethene (FBZ)	0.42515	0.42515	0.46342	0.46342	18.319	18.319
			Ethylbenzene (CBZ)	0.76099	0.76099	0.72953	0.72953	8.997	8.997
			1,2,4-TMB (DCB)	3.53930	3.53930	3.69650	3.69650	9.050	9.050
2	ICAL 50MV6B	9/14/2020	Trichloroethene (FBZ)	0.47847	0.47847	0.44190	0.44190	6.066	6.066
			Ethylbenzene (CBZ)	0.85542	0.85542	0.73981	0.73981	10.790	10.790
			1,2,4-TMB (DCB)	4.23363	4.23363	3.85912	3.85912	8.549	8.549

LDC # 49387A1a

VALIDATION FINDINGS WORKSHEET
Continuing Calibration Calculation Verification

Reviewer: JVG

METHOD: GC/MS VOA (EPA SW 846 Method 8260C)

The percent difference (%D) of the initial calibration average Relative Response Factors (RRFs) and the continuing calibration RRFs were recalculated for the compounds identified below using the following calculation:

% Difference = 100 * (ave. RRF - RRF)/ave. RRF
RRF = (Ax)(Cis)/(Ais)(Cx)

Where:
ave. RRF = initial calibration average RRF
RRF = continuing calibration RRF
Ax = Area of compound,
Cx = Concentration of compound,
Ais = Area of associated internal standar
Cis = Concentration of internal standard

#	Standard ID	Calibration Date	Compound (IS)	Average RRF (Initial)	Reported RRF (CCV)	Recalculated RRF (CCV)	Reported % D	Recalculated %D
1	092120.B\C01CCV 50MV6A	9/21/2020	Trichloroethene (FBZ)	0.46342	0.42099	0.42099	9.16	9.16
			Ethylbenzene (CBZ)	0.72953	0.75339	0.75339	3.27	3.27
			1,2,4-TMB (DCB)	3.69650	3.51748	3.51748	4.84	4.84
2	B092120.B\D01CCV. 50MV6B	9/21/2020	Trichloroethene (FBZ)	0.44190	0.39777	0.39777	9.99	9.99
			Ethylbenzene (CBZ)	0.73981	0.71833	0.71833	2.90	2.90
			1,2,4-TMB (DCB)	3.85912	3.49381	3.49381	9.47	9.47

LDC #: 49387 A1a

VALIDATION FINDINGS WORKSHEET
Surrogate Results Verification

Reviewer: JVG

METHOD: GC/MS VOA (EPA SW 846 Method 8260C)

The percent recoveries (%R) of surrogates were recalculated for the compounds identified below using the following calculation:

% Recovery: SF/SS * 100

Where: SF = Surrogate Found
SS = Surrogate Spiked

Sample ID: # 1

	Surrogate Spiked	Surrogate Found	Percent Recovery Reported	Percent Recovery Recalculated	Percent Difference
Dibromofluoromethane	50	55.7415	111	111	0
1,2-Dichloroethane-d4					
Toluene-d8		49.6467	99	99	
Bromofluorobenzene		46.1209	92	92	

Sample ID:

	Surrogate Spiked	Surrogate Found	Percent Recovery Reported	Percent Recovery Recalculated	Percent Difference
Dibromofluoromethane					
1,2-Dichloroethane-d4					
Toluene-d8					
Bromofluorobenzene					

Sample ID:

	Surrogate Spiked	Surrogate Found	Percent Recovery Reported	Percent Recovery Recalculated	Percent Difference
Dibromofluoromethane					
1,2-Dichloroethane-d4					
Toluene-d8					
Bromofluorobenzene					

LDC #: 49387 A1a

VALIDATION FINDINGS WORKSHEET
Matrix Spike/Matrix Spike Duplicates Results Verification

Reviewer: JVG

METHOD: GC/MS VOA (EPA SW 846 Method 8260C)

The percent recoveries (%R) and Relative Percent Difference (RPD) of the matrix spike and matrix spike duplicate were recalculated for the compounds identified below using the following calculation:

% Recovery = 100 * (SSC - SC)/SA Where: SSC = Spiked sample concentration; SA = Spike added; SC = Sample concentration

RPD = | MSC - MSC | * 2/(MSC + MSDC) MSC = Matrix spike concentration MSDC = Matrix spike duplicate concentration

MS/MSD sample: 32/33

Compound	Spike Added (mg/kg)		Sample Concentration (mg/kg)	Spiked Sample Concentration (mg/kg)		Matrix Spike Percent Recovery		Matrix Spike Duplicate Percent Recovery		MS/MSD RPD	
	MS	MSD	------	MS	MSD	Reported	Recalc.	Reported	Recalc.	Reported	Recalc.
1,1-Dichloroethene	0.057	0.057	0	0.051	0.061	89	89	107	107	18	18
Trichloroethene	↓	↓	↓	0.041	0.050	73	73	87	87	18	20
Benzene	↓	↓	↓	0.045	0.054	80	80	94	94	17	18
Toluene	↓	↓	0.00023	0.044	0.057	78	78	91	91	16	17
Chlorobenzene	↓	↓	0	0.045	0.051	79	79	90	90	13	13

Comments: Refer to Matrix Spike/Matrix Spike Duplicates findings worksheet for list of qualifications and associated samples when reported results do not agree within 10.0% of the recalculated results.

LDC #: 49387 A1a

VALIDATION FINDINGS WORKSHEET
Laboratory Control Sample Results Verification

Reviewer: JVG

METHOD: GC/MS VOA (EPA SW 846 Method 8260C)

The percent recoveries (%R) and Relative Percent Difference (RPD) of the laboratoy control sample and laboratory control sample duplicate (if applicable) were recalculated for the compounds identified below using the following calculation:

% Recovery = 100 * SSC/SA Where: SSC = Spiked sample concentration
SA = Spike added

RPD = I LCSC - LCSDC I * 2/(LCSC + LCSDC) LCSC = Laboratory control sample concentration LCSDC = Laboratory control sample duplicate concentration

LCS ID: 2687834 LCS

Compound	Spike Added (mg/kg)		Spiked Sample Concentration (mg/kg)		LCS Percent Recovery		LCSD Percent Recovery		LCS/LCSD RPD	
	LCS	LCSD	LCS	LCSD	Reported	Recalc.	Reported	Recalc.	Reported	Recalc.
1,1-Dichloroethene	0.05	NA	0.053	NA	105	105				
Trichloroethene			0.043		87	86				
Benzene			0.049		98	98				
Toluene			0.048		96	96				
Chlorobenzene			0.053		106	106				

Comments: Refer to Laboratory Control Sample findings worksheet for list of qualifications and associated samples when reported results do not agree within 10.0% of the recalculated results.

LDC #: 49387A1a

VALIDATION FINDINGS WORKSHEET
Sample Calculation Verification

Reviewer: JVG

METHOD: GC/MS VOA (EPA SW 846 Method 8260C)

The concentration of the sample was calculated for the compound identified below using the following calculation:

$$\text{Concentration} = \frac{(A_x)(I_s)(DF)}{(A_{is})(RRF)(V_o)(\%S)}$$

A_x = Area of the characteristic ion (EICP) for the compound to be measured

A_{is} = Area of the characteristic ion (EICP) for the specific internal standard

I_s = Amount of internal standard added in nanograms (ng)

RRF = Relative response factor of the calibration standard.

V_o = Volume or weight of sample pruged in milliliters (ml) or grams (g).

Df = Dilution factor.

%S = Percent solids, applicable to soils and solid matrices only.

Example:

Sample I.D. 1, TCE ~~PCE~~

$$\text{Conc.} = \frac{(3552)(50)(5\text{ ml})}{(63082)(0.46342)(5\text{g})(0.81987)(1000)}$$

= 0.00741 mg/kg

#	Sample ID	Compound	Reported Concentration ~~ug/kg~~	Calculated Concentration ~~(ug/kg)~~ mg/kg	Qualification
	1	TCE ~~PCE~~	0.0074	0.0074	—

LABORATORY DATA CONSULTANTS, INC.
2701 Loker Ave. West, Suite 220, Carlsbad, CA 92010 Bus: 760-827-1100 Fax: 760-827-1099

IWM Consulting Group
7428 Rockville Road
Indianapolis, IN 46214
ATTN: Brad Gentry
bgentry@iwmconsult.com

October 28, 2020

SUBJECT: Revised Former Amphenol Facility, OnSite Soil_GP35 to 44, Data Validation

Dear Mr. Gentry,

Enclosed is the revised validation report for the fraction listed below. This SDG was received on October 13, 2020. Attachment 1 is a summary of the samples that were reviewed for analysis

LDC Project #49388_RV1:

SDG #	**Fraction:**
50267802	Volatiles

The data validation was performed under Level III & IV guidelines. The analyses were validated using the following documents, as applicable to each method:

- On-Site Soil Investigation Work Plan, Franklin Power Products, Inc./Amphenol Corporation, Franklin, Indiana; February 2020
- Design-Level Data Soil Investigation Work Plan, Franklin Power Products, Inc./Amphenol Corporation, Franklin, Indiana; February 2019
- USEPA National Functional Guidelines for Organic Superfund Methods Data Review; January 2017
- EPA SW 846, Third Edition, Test Methods for Evaluating Solid Waste, update 1, July 1992; update IIA, August 1993; update II, September 1994; update IIB, January 1995; update III, December 1996; update IIIA, April 1998; IIIB, November 2004; update IV, February 2007; update V, July 2014

Please feel free to contact us if you have any questions.

Sincerely,

Pei Geng

Pei Geng
pgeng@lab-data.com
Project Manager/Senior Chemist

Email DVR/cc: cparks@iwmconsult.com

79 pages-DL two week rush

Attachment 1

90/10 Level III/IV **LDC #49388 (IWM Consulting Group - Indianapolis, IN / Former Amphenol Facility, Off-Site GP35-44)**

LDC	SDG#	DATE REC'D	(3) DATE DUE	VOA (8260)																																	
Matrix:	Water/Soil			W	S	W	S	W	S	W	S	W	S	W	S	W	S	W	S	W	S	W	S	W	S	W	S	W	S	W	S	W	S	W	S	W	S
A	50267802	10/13/20	10/28/20	2	38																																
A	50267802	10/13/20	10/28/20	0	5																																
Total	T/PG			2	43	0	0	0	0	0	0	0	0	0	0	0	0	0	0	0	0	0	0	0	0	0	0	0	0	0	0	0	0	0	0	0	45

Shaded cells indicate Level IV validation (all other cells are Level III validation). These counts do not include MS, MSD, Dups.

L:\IWM\Former Amphenol\49388ST-Offsite.wpd

Laboratory Data Consultants, Inc.
Data Validation Report

Project/Site Name: Former Amphenol Facility, OnSite Soil_GP35 to 44

LDC Report Date: October 28, 2020

Parameters: Volatiles

Validation Level: Level III & IV

Laboratory: Pace Analytical Services, LLC

Sample Delivery Group (SDG): 50267802

Sample Identification	Laboratory Sample Identification	Matrix	Collection Date
GP-36 SL (14.25-14.75)	50267802001	Soil	09/17/20
GP-36 SL (20.50-21.00)	50267802002	Soil	09/17/20
GP-36 SL (21.00-21.50)	50267802003	Soil	09/17/20
GP-36 SL (20.00-20.50)	50267802004	Soil	09/17/20
GP-35 SL (13.50-14.00)	50267802005	Soil	09/17/20
GP-35 SL (20.00-20.50)	50267802006	Soil	09/17/20
GP-35 SL (19.50-20.00)	50267802007	Soil	09/17/20
GP-35 SL (18.0-18.50)	50267802008	Soil	09/17/20
GP-37 SL (14.00-14.50)	50267802009	Soil	09/17/20
GP-37 SL (21.50-22.00)	50267802010	Soil	09/17/20
GP-37 SL (22.00-22.50)**	50267802011**	Soil	09/17/20
GP-37 SL (22.50-23.0)	50267802012	Soil	09/17/20
GP-38 SL (14.50-15.00)	50267802013	Soil	09/17/20
GP-38 SL (19.50-20.00)**	50267802014**	Soil	09/17/20
GP-38 SL (22.50-23.00)	50267802015	Soil	09/17/20
GP-38 SL (23.00-23.50)	50267802016	Soil	09/17/20
GP-39 SL (14.50-15.00)	50267802017	Soil	09/17/20
GP-39 SL (25.0-25.50)	50267802018	Soil	09/17/20
GP-39 SL (26.00-26.50)	50267802019	Soil	09/17/20
GP-39 SL (25.50-26.00)**	50267802020**	Soil	09/17/20
GP-40 SL (14.25-14.75)	50267802021	Soil	09/17/20
GP-40 SL (20.50-21.00)	50267802022	Soil	09/17/20
GP-40 SL (21.00-21.50)	50267802023	Soil	09/17/20
GP-40 SL (19.50-20.00)	50267802024	Soil	09/17/20
GP-41 SL (13.75-14.25)	50267802025	Soil	09/17/20
GP-41 SL (16.00-16.50)**	50267802026**	Soil	09/17/20
GP-41 SL (19.00-19.50)	50267802027	Soil	09/17/20

Sample Identification	Laboratory Sample Identification	Matrix	Collection Date
GP-41 SL (19.50-20.00)	50267802028	Soil	09/17/20
GP-42 SL (13.50-14.00)	50267802029	Soil	09/17/20
GP-42 SL (18.25-18.75)	50267802030	Soil	09/18/20
GP-42 SL (17.75-18.25)	50267802031	Soil	09/18/20
GP-42 SL (15.00-15.50)	50267802032	Soil	09/18/20
GP-43 SL (14.50-15.00)**	50267802033**	Soil	09/18/20
GP-43 SL (14.00-14.50)	50267802034	Soil	09/18/20
GP-43 SL (13.00-13.50)	50267802035	Soil	09/18/20
GP-43 SL (13.50-14.00)	50267802036	Soil	09/18/20
GP-44 SL (13.75-14.25)	50267802037	Soil	09/18/20
GP-44 SL (17.25-17.75)	50267802038	Soil	09/18/20
GP-44 SL (16.75-17.25)	50267802039	Soil	09/18/20
GP-44 SL (16.00-16.50)	50267802040	Soil	09/18/20
FD-4 SL	50267802041	Soil	09/17/20
FD-5 SL	50267802042	Soil	09/17/20
FD-6 SL	50267802043	Soil	09/18/20
EB-2 WT	50267802044	Water	09/17/20
TB-2 WT	50267802045	Water	09/17/20
GP-42 SL (13.5-14)MS	50267802029MS	Soil	09/17/20
GP-42 SL (13.5-14)MSD	50267802029MSD	Soil	09/17/20

**Indicates sample underwent Level IV validation

Introduction

This Data Validation Report (DVR) presents data validation findings and results for the associated samples listed on the cover page. Data validation was performed in accordance with the cover page. Data validation was performed in accordance with the On-Site Soil Investigation Work Plan, Franklin Power Products, Inc./Amphenol Corporation, Franklin, Indiana (February 2020), the Design-Level Data Soil Investigation Work Plan, Franklin Power Products, Inc./Amphenol Corporation, Franklin, Indiana (February 2019), and a modified outline of the USEPA National Functional Guidelines (NFG) for Organic Superfund Methods Data Review (January 2017). Where specific guidance was not available, the data has been evaluated in a conservative manner consistent with industry standards using professional experience.

The analyses were performed by the following method:

Volatile Organic Compounds (VOCs) by Environmental Protection Agency (EPA) SW 846 Method 8260C

All sample results were subjected to Level III data validation, which comprises an evaluation of quality control (QC) summary results. Samples appended with a double asterisk on the cover page were subjected to Level IV data validation, which is comprised of the QC summary forms as well as the raw data, to confirm sample quantitation and identification.

The following are definitions of the data qualifiers utilized during data validation:

J (Estimated): The compound or analyte was analyzed for and positively identified by the laboratory; however the reported concentration is estimated due to non-conformances discovered during data validation.

U (Non-detected): The compound or analyte was analyzed for and positively identified by the laboratory; however the compound or analyte should be considered non-detected at the reported concentration due to the presence of contaminants detected in the associated blank(s).

UJ (Non-detected estimated): The compound or analyte was reported as not detected by the laboratory; however the reported quantitation/detection limit is estimated due to non-conformances discovered during data validation.

R (Rejected): The sample results were rejected due to gross non-conformances discovered during data validation. Data qualified as rejected is not usable.

NA (Not Applicable): The non-conformance discovered during data validation demonstrates a high bias, while the affected compound or analyte in the associated sample(s) was reported as not detected by the laboratory and did not warrant the qualification of the data.

A qualification summary table is provided at the end of this report if data has been qualified. Flags are classified as P (protocol) or A (advisory) to indicate whether the flag is due to a laboratory deviation from a specified protocol or is of technical advisory nature.

I. Sample Receipt and Technical Holding Times

All samples were received in good condition.

All technical holding time requirements were met.

II. GC/MS Instrument Performance Check

A bromofluorobenzene (BFB) tune was performed at 12 hour intervals.

All ion abundance requirements were met.

III. Initial Calibration and Initial Calibration Verification

An initial calibration was performed as required by the method.

For compounds where average relative response factors (RRFs) were utilized, the percent relative standard deviations (%RSD) were less than or equal to 20.0%.

In the case where the laboratory used a calibration curve to evaluate the compounds, all coefficients of determination (r^2) were greater than or equal to 0.990.

Average relative response factors (RRF) for all compounds were within validation criteria.

The percent differences (%D) of the initial calibration verification (ICV) standard were less than or equal to 30.0% for all compounds.

IV. Continuing Calibration

Continuing calibration was performed at the required frequencies.

The percent differences (%D) were less than or equal to 20.0% for all compounds with the following exceptions:

Date	Compound	%D	Associated Samples	Flag	A or P
09/21/20	Methylene chloride Vinyl chloride	59.7594 80.1068	GP-36 SL (20.50-21.00) GP-36 SL (21.00-21.50) GP-40 SL (20.50-21.00) GP-40 SL (21.00-21.50) GP-40 SL (19.50-20.00) GP-41 SL (13.75-14.25) GP-42 SL (13.50-14.00)	UJ (all non-detects) UJ (all non-detects)	A
09/22/20	Methylene chloride Vinyl chloride	63.4267 30.0059	GP-38 SL (14.50-15.00) GP-38 SL (19.50-20.00)** GP-38 SL (22.50-23.00) GP-39 SL (14.50-15.00)	UJ (all non-detects) UJ (all non-detects)	A

All of the continuing calibration relative response factors (RRF) were within validation criteria.

V. Laboratory Blanks

Laboratory blanks were analyzed as required by the method. No contaminants were found in the laboratory blanks.

VI. Field Blanks

Sample TB-2 WT was identified as a trip blank. No contaminants were found.

Sample EB-2 WT was identified as an equipment blank. No contaminants were found.

VII. Surrogates

Surrogates were added to all samples as required by the method. All surrogate recoveries (%R) were within QC limits.

VIII. Matrix Spike/Matrix Spike Duplicates

Matrix spike (MS) and matrix spike duplicate (MSD) sample analysis was performed on an associated project sample. Percent recoveries (%R) were within QC limits. Relative percent differences (RPD) were within QC limits.

IX. Laboratory Control Samples

Laboratory control samples (LCS) were analyzed as required by the method. Percent recoveries (%R) were within QC limits with the following exceptions:

LCS ID (Associated Samples)	Compound	%R (Limits)	Flag	A or P
2688021 LCS (EB-2 WT TB-2 WT)	Methylene chloride Vinyl chloride	166 (68-126) 153 (55-122)	NA	-

X. Field Duplicates

Samples GP-37 SL (22.50-23.0) and FD-4 SL, samples GP-40 SL (14.25-14.75) and FD-5 SL, and samples GP-42 SL (18.25-18.75) and FD-6 SL were identified as field duplicates. No results were detected in any of the samples with the following exceptions:

Compound	Concentration (mg/Kg)		RPD
	GP-37 SL (22.50-23.0)	FD-4 SL	
1,1-Dichloroethane	0.012	0.0097	21

Compound	Concentration (mg/Kg)		RPD
	GP-37 SL (22.50-23.0)	FD-4 SL	
cis-1,2-Dichloroethene	0.0021	0.0021	0
Methylene chloride	0.0023	0.0016U	Not calculable
Tetrachloroethene	2.4	0.10	184
1,1,1-Trichloroethane	0.0095	0.00072	172
Trichloroethene	12.8	8.3	43

Compound	Concentration (mg/Kg)		RPD
	GP-40 SL (14.25-14.75)	FD-5 SL	
Methylene chloride	0.022U	0.0012	Not calculable
Tetrachloroethene	0.013	0.012	8

Compound	Concentration (mg/Kg)		RPD
	GP-42 SL (18.25-18.75)	FD-6 SL	
1,1-Dichloroethane	1.5	0.0047U	Not calculable
cis-1,2-Dichloroethene	0.00055	0.0047U	Not calculable
Methylene chloride	0.0018	0.019U	Not calculable
Tetrachloroethene	0.0042U	0.058	Not calculable
1,1,1-Trichloroethane	1.8	0.026	194
Trichloroethene	0.048	0.058	19

XI. Internal Standards

All internal standard areas and retention times were within QC limits with the following exceptions:

Sample	Internal Standards	Area (Limits)	Affected Compound	Flag	A or P
GP-41 SL (19.50-20.00)	Chlorobenzene-d5	90582 (104318.5-417274)	Tetrachloroethene	UJ (all non-detects)	P

Sample	Internal Standards	Area (Limits)	Affected Compound	Flag	A or P
GP-42 SL (18.25-18.75)	Chlorobenzene-d5	99564 (104318.5-417274)	Tetrachloroethene	UJ (all non-detects)	P

XII. Compound Quantitation

All compound quantitations met validation criteria with the following exceptions:

Sample	Compound	Finding	Criteria	Flag	A or P
GP-38 SL (23.00-23.50)	Tetrachloroethene	Sample result exceeded calibration range.	Reported result should be within calibration range.	J (all detects)	P

Raw data were not reviewed for Level III validation.

XIII. Target Compound Identifications

All target compound identifications met validation criteria for samples which underwent Level IV validation. Raw data were not reviewed for Level III validation.

XIV. System Performance

The system performance was acceptable for samples which underwent Level IV validation. Raw data were not reviewed for Level III validation.

XV. Overall Assessment of Data

The analysis was conducted within all specifications of the method. No results were rejected in this SDG.

Due to continuing calibration %D, internal standard area, and results exceeding calibration range, data were qualified as estimated in fourteen samples.

The quality control criteria reviewed, other than those discussed above, were met and are considered acceptable.

Former Amphenol Facility, Off-Site
Volatiles - Data Qualification Summary - SDG 50267802

Sample	Compound	Flag	A or P	Reason
GP-36 SL (20.50-21.00) GP-36 SL (21.00-21.50) GP-40 SL (20.50-21.00) GP-40 SL (21.00-21.50) GP-40 SL (19.50-20.00) GP-41 SL (13.75-14.25) GP-42 SL (13.50-14.00) GP-38 SL (14.50-15.00) GP-38 SL (19.50-20.00)** GP-38 SL (22.50-23.00) GP-39 SL (14.50-15.00)	Methylene chloride Vinyl chloride	UJ (all non-detects) UJ (all non-detects)	A	Continuing calibration (%D)
GP-41 SL (19.50-20.00) GP-42 SL (18.25-18.75)	Tetrachloroethene	UJ (all non-detects)	P	Internal standards (area)
GP-38 SL (23.00-23.50)	Tetrachloroethene	J (all detects)	P	Compound quantitation (exceeded range)

Former Amphenol Facility, OnSite Soil_GP35 to 44
Volatiles - Laboratory Blank Data Qualification Summary - SDG 50267802

No Sample Data Qualified in this SDG

Former Amphenol Facility, OnSite Soil_GP35 to 44
Volatiles - Field Blank Data Qualification Summary - SDG 50267802

No Sample Data Qualified in this SDG

Pace Analytical Services, LLC
7726 Moller Road
Indianapolis, IN 46268
(317)228-3100

ANALYTICAL RESULTS

Project: Amphenol IN AMP 18.02
Pace Project No.: 50267802

Sample: GP-36 SL (14.25-14.75) **Lab ID: 50267802001** Collected: 09/17/20 11:53 Received: 09/18/20 15:38 Matrix: Solid

Results reported on a "dry weight" basis and are adjusted for percent moisture, sample size and any dilutions.

Parameters	Results	Units	Report Limit	MDL	DF	Prepared	Analyzed	CAS No.	Qual
8260 MSV 5035A VOA	Analytical Method: EPA 8260								
	Pace Analytical Services - Indianapolis								
1,1-Dichloroethane	ND	mg/kg	0.0044	0.00071	1		09/21/20 20:16	75-34-3	
1,2-Dichloroethane	ND	mg/kg	0.0044	0.00048	1		09/21/20 20:16	107-06-2	
cis-1,2-Dichloroethene	ND	mg/kg	0.0044	0.00055	1		09/21/20 20:16	156-59-2	
trans-1,2-Dichloroethene	ND	mg/kg	0.0044	0.00079	1		09/21/20 20:16	156-60-5	
Methylene Chloride	ND	mg/kg	0.018	0.00088	1		09/21/20 20:16	75-09-2	
Tetrachloroethene	**0.032**	mg/kg	0.0044	0.00076	1		09/21/20 20:16	127-18-4	
1,1,1-Trichloroethane	ND	mg/kg	0.0044	0.00052	1		09/21/20 20:16	71-55-6	
Trichloroethene	ND	mg/kg	0.0044	0.00065	1		09/21/20 20:16	79-01-6	
Vinyl chloride	ND	mg/kg	0.0044	0.00039	1		09/21/20 20:16	75-01-4	
Surrogates									
Dibromofluoromethane (S)	100	%.	73-133		1		09/21/20 20:16	1868-53-7	
Toluene-d8 (S)	98	%.	73-130		1		09/21/20 20:16	2037-26-5	
4-Bromofluorobenzene (S)	86	%.	55-129		1		09/21/20 20:16	460-00-4	
Percent Moisture	Analytical Method: SM 2540G								
	Pace Analytical Services - Indianapolis								
Percent Moisture	**7.4**	%	0.10	0.10	1		09/22/20 11:36		N2

REPORT OF LABORATORY ANALYSIS

This report shall not be reproduced, except in full,
without the written consent of Pace Analytical Services, LLC.

10/26/20

Pace Analytical Services, LLC
7726 Moller Road
Indianapolis, IN 46268
(317)228-3100

ANALYTICAL RESULTS

Project: Amphenol IN AMP 18.02
Pace Project No.: 50267802

Sample: GP-36 SL (20.50-21) **Lab ID: 50267802002** Collected: 09/17/20 12:01 Received: 09/18/20 15:38 Matrix: Solid

Results reported on a "dry weight" basis and are adjusted for percent moisture, sample size and any dilutions.

Parameters	Results	Units	Report Limit	MDL	DF	Prepared	Analyzed	CAS No.	Qual
8260 MSV 5035A VOA	Analytical Method: EPA 8260								
	Pace Analytical Services - Indianapolis								
1,1-Dichloroethane	ND	mg/kg	0.0050	0.00037	1		09/22/20 04:28	75-34-3	
1,2-Dichloroethane	ND	mg/kg	0.0050	0.00040	1		09/22/20 04:28	107-06-2	
cis-1,2-Dichloroethene	ND	mg/kg	0.0050	0.00031	1		09/22/20 04:28	156-59-2	
trans-1,2-Dichloroethene	ND	mg/kg	0.0050	0.00023	1		09/22/20 04:28	156-60-5	
Methylene Chloride	ND UJ	mg/kg	0.020	0.0024	1		09/22/20 04:28	75-09-2	
Tetrachloroethene	ND	mg/kg	0.0050	0.00030	1		09/22/20 04:28	127-18-4	
1,1,1-Trichloroethane	**0.0011J**	mg/kg	0.0050	0.00022	1		09/22/20 04:28	71-55-6	
Trichloroethene	ND	mg/kg	0.0050	0.00020	1		09/22/20 04:28	79-01-6	
Vinyl chloride	ND UJ	mg/kg	0.0050	0.00018	1		09/22/20 04:28	75-01-4	
Surrogates									
Dibromofluoromethane (S)	102	%.	73-133		1		09/22/20 04:28	1868-53-7	
Toluene-d8 (S)	101	%.	73-130		1		09/22/20 04:28	2037-26-5	
4-Bromofluorobenzene (S)	95	%.	55-129		1		09/22/20 04:28	460-00-4	
Percent Moisture	Analytical Method: SM 2540G								
	Pace Analytical Services - Indianapolis								
Percent Moisture	**14.4**	%	0.10	0.10	1		09/22/20 11:36		N2

REPORT OF LABORATORY ANALYSIS

This report shall not be reproduced, except in full,
without the written consent of Pace Analytical Services, LLC.

10/26/20

Pace Analytical Services, LLC
7726 Moller Road
Indianapolis, IN 46268
(317)228-3100

ANALYTICAL RESULTS

Project: Amphenol IN AMP 18.02
Pace Project No.: 50267802

Sample: GP-36 SL (21-21.5) **Lab ID: 50267802003** Collected: 09/17/20 12:03 Received: 09/18/20 15:38 Matrix: Solid

Results reported on a "dry weight" basis and are adjusted for percent moisture, sample size and any dilutions.

Parameters	Results	Units	Report Limit	MDL	DF	Prepared	Analyzed	CAS No.	Qual
8260 MSV 5035A VOA	Analytical Method: EPA 8260								
	Pace Analytical Services - Indianapolis								
1,1-Dichloroethane	ND	mg/kg	0.0055	0.00041	1		09/22/20 04:52	75-34-3	
1,2-Dichloroethane	ND	mg/kg	0.0055	0.00044	1		09/22/20 04:52	107-06-2	
cis-1,2-Dichloroethene	ND	mg/kg	0.0055	0.00034	1		09/22/20 04:52	156-59-2	
trans-1,2-Dichloroethene	ND	mg/kg	0.0055	0.00025	1		09/22/20 04:52	156-60-5	
Methylene Chloride	ND	mg/kg	0.022	0.0027	1		09/22/20 04:52	75-09-2	
Tetrachloroethene	ND	mg/kg	0.0055	0.00033	1		09/22/20 04:52	127-18-4	
1,1,1-Trichloroethane	**0.0016J**	mg/kg	0.0055	0.00024	1		09/22/20 04:52	71-55-6	
Trichloroethene	ND	mg/kg	0.0055	0.00022	1		09/22/20 04:52	79-01-6	
Vinyl chloride	ND	mg/kg	0.0055	0.00020	1		09/22/20 04:52	75-01-4	
Surrogates									
Dibromofluoromethane (S)	95	%.	73-133		1		09/22/20 04:52	1868-53-7	
Toluene-d8 (S)	101	%.	73-130		1		09/22/20 04:52	2037-26-5	
4-Bromofluorobenzene (S)	97	%.	55-129		1		09/22/20 04:52	460-00-4	
Percent Moisture	Analytical Method: SM 2540G								
	Pace Analytical Services - Indianapolis								
Percent Moisture	**18.4**	%	0.10	0.10	1		09/22/20 11:37		N2

This report shall not be reproduced, except in full,
without the written consent of Pace Analytical Services, LLC.

10/26/20

Pace Analytical Services, LLC
7726 Moller Road
Indianapolis, IN 46268
(317)228-3100

ANALYTICAL RESULTS

Project: Amphenol IN AMP 18.02
Pace Project No.: 50267802

Sample: GP-36 SL (20-20.5) **Lab ID: 50267802004** Collected: 09/17/20 12:06 Received: 09/18/20 15:38 Matrix: Solid

Results reported on a "dry weight" basis and are adjusted for percent moisture, sample size and any dilutions.

Parameters	Results	Units	Report Limit	MDL	DF	Prepared	Analyzed	CAS No.	Qual
8260 MSV 5035A VOA	Analytical Method: EPA 8260								
	Pace Analytical Services - Indianapolis								
1,1-Dichloroethane	ND	mg/kg	0.0057	0.00091	1		09/22/20 19:45	75-34-3	
1,2-Dichloroethane	ND	mg/kg	0.0057	0.00061	1		09/22/20 19:45	107-06-2	
cis-1,2-Dichloroethene	ND	mg/kg	0.0057	0.00070	1		09/22/20 19:45	156-59-2	
trans-1,2-Dichloroethene	ND	mg/kg	0.0057	0.0010	1		09/22/20 19:45	156-60-5	
Methylene Chloride	ND	mg/kg	0.023	0.0011	1		09/22/20 19:45	75-09-2	
Tetrachloroethene	**0.0018J**	mg/kg	0.0057	0.00097	1		09/22/20 19:45	127-18-4	
1,1,1-Trichloroethane	**0.0016J**	mg/kg	0.0057	0.00067	1		09/22/20 19:45	71-55-6	
Trichloroethene	ND	mg/kg	0.0057	0.00084	1		09/22/20 19:45	79-01-6	
Vinyl chloride	ND	mg/kg	0.0057	0.00050	1		09/22/20 19:45	75-01-4	
Surrogates									
Dibromofluoromethane (S)	104	%.	73-133		1		09/22/20 19:45	1868-53-7	
Toluene-d8 (S)	97	%.	73-130		1		09/22/20 19:45	2037-26-5	
4-Bromofluorobenzene (S)	86	%.	55-129		1		09/22/20 19:45	460-00-4	
Percent Moisture	Analytical Method: SM 2540G								
	Pace Analytical Services - Indianapolis								
Percent Moisture	**24.3**	%	0.10	0.10	1		09/22/20 11:37		N2

This report shall not be reproduced, except in full,
without the written consent of Pace Analytical Services, LLC.

10/26/20

Pace Analytical Services, LLC
7726 Moller Road
Indianapolis, IN 46268
(317)228-3100

ANALYTICAL RESULTS

Project: Amphenol IN AMP 18.02
Pace Project No.: 50267802

Sample: GP-35 SL (13.5-14) **Lab ID: 50267802005** Collected: 09/17/20 12:24 Received: 09/18/20 15:38 Matrix: Solid

Results reported on a "dry weight" basis and are adjusted for percent moisture, sample size and any dilutions.

Parameters	Results	Units	Report Limit	MDL	DF	Prepared	Analyzed	CAS No.	Qual
8260 MSV 5035A VOA	Analytical Method: EPA 8260								
	Pace Analytical Services - Indianapolis								
1,1-Dichloroethane	ND	mg/kg	0.0047	0.00060	1		09/23/20 04:08	75-34-3	
1,2-Dichloroethane	ND	mg/kg	0.0047	0.00071	1		09/23/20 04:08	107-06-2	
cis-1,2-Dichloroethene	ND	mg/kg	0.0047	0.00096	1		09/23/20 04:08	156-59-2	
trans-1,2-Dichloroethene	ND	mg/kg	0.0047	0.00078	1		09/23/20 04:08	156-60-5	
Methylene Chloride	ND	mg/kg	0.019	0.0022	1		09/23/20 04:08	75-09-2	
Tetrachloroethene	**0.048**	mg/kg	0.0047	0.00056	1		09/23/20 04:08	127-18-4	
1,1,1-Trichloroethane	**0.012**	mg/kg	0.0047	0.00056	1		09/23/20 04:08	71-55-6	
Trichloroethene	**0.0024J**	mg/kg	0.0047	0.00091	1		09/23/20 04:08	79-01-6	
Vinyl chloride	ND	mg/kg	0.0047	0.00027	1		09/23/20 04:08	75-01-4	
Surrogates									
Dibromofluoromethane (S)	101	%.	73-133		1		09/23/20 04:08	1868-53-7	
Toluene-d8 (S)	98	%.	73-130		1		09/23/20 04:08	2037-26-5	
4-Bromofluorobenzene (S)	81	%.	55-129		1		09/23/20 04:08	460-00-4	
Percent Moisture	Analytical Method: SM 2540G								
	Pace Analytical Services - Indianapolis								
Percent Moisture	**6.6**	%	0.10	0.10	1		09/22/20 11:41		N2

REPORT OF LABORATORY ANALYSIS

This report shall not be reproduced, except in full,
without the written consent of Pace Analytical Services, LLC.

10/26/20

Pace Analytical Services, LLC
7726 Moller Road
Indianapolis, IN 46268
(317)228-3100

ANALYTICAL RESULTS

Project: Amphenol IN AMP 18.02
Pace Project No.: 50267802

Sample: GP-35 SL (20-20.5) **Lab ID: 50267802006** Collected: 09/17/20 12:31 Received: 09/18/20 15:38 Matrix: Solid

Results reported on a "dry weight" basis and are adjusted for percent moisture, sample size and any dilutions.

Parameters	Results	Units	Report Limit	MDL	DF	Prepared	Analyzed	CAS No.	Qual
8260 MSV 5035A VOA	Analytical Method: EPA 8260								
	Pace Analytical Services - Indianapolis								
1,1-Dichloroethane	ND	mg/kg	0.0036	0.00046	1		09/22/20 14:51	75-34-3	
1,2-Dichloroethane	ND	mg/kg	0.0036	0.00055	1		09/22/20 14:51	107-06-2	
cis-1,2-Dichloroethene	ND	mg/kg	0.0036	0.00073	1		09/22/20 14:51	156-59-2	
trans-1,2-Dichloroethene	ND	mg/kg	0.0036	0.00060	1		09/22/20 14:51	156-60-5	
Methylene Chloride	ND	mg/kg	0.014	0.0017	1		09/22/20 14:51	75-09-2	
Tetrachloroethene	ND	mg/kg	0.0036	0.00043	1		09/22/20 14:51	127-18-4	
1,1,1-Trichloroethane	ND	mg/kg	0.0036	0.00043	1		09/22/20 14:51	71-55-6	
Trichloroethene	ND	mg/kg	0.0036	0.00069	1		09/22/20 14:51	79-01-6	
Vinyl chloride	ND	mg/kg	0.0036	0.00021	1		09/22/20 14:51	75-01-4	
Surrogates									
Dibromofluoromethane (S)	109	%.	73-133		1		09/22/20 14:51	1868-53-7	
Toluene-d8 (S)	120	%.	73-130		1		09/22/20 14:51	2037-26-5	
4-Bromofluorobenzene (S)	67	%.	55-129		1		09/22/20 14:51	460-00-4	
Percent Moisture	Analytical Method: SM 2540G								
	Pace Analytical Services - Indianapolis								
Percent Moisture	**8.2**	%	0.10	0.10	1		09/22/20 11:41		N2

This report shall not be reproduced, except in full,
without the written consent of Pace Analytical Services, LLC.

10/26/20

Pace Analytical Services, LLC
7726 Moller Road
Indianapolis, IN 46268
(317)228-3100

ANALYTICAL RESULTS

Project: Amphenol IN AMP 18.02
Pace Project No.: 50267802

Sample: GP-35 SL (19.5-20) **Lab ID: 50267802007** Collected: 09/17/20 12:34 Received: 09/18/20 15:38 Matrix: Solid

Results reported on a "dry weight" basis and are adjusted for percent moisture, sample size and any dilutions.

Parameters	Results	Units	Report Limit	MDL	DF	Prepared	Analyzed	CAS No.	Qual
8260 MSV 5035A VOA	Analytical Method: EPA 8260								
	Pace Analytical Services - Indianapolis								
1,1-Dichloroethane	ND	mg/kg	0.0052	0.00065	1		09/22/20 15:26	75-34-3	
1,2-Dichloroethane	ND	mg/kg	0.0052	0.00078	1		09/22/20 15:26	107-06-2	
cis-1,2-Dichloroethene	ND	mg/kg	0.0052	0.0010	1		09/22/20 15:26	156-59-2	
trans-1,2-Dichloroethene	ND	mg/kg	0.0052	0.00085	1		09/22/20 15:26	156-60-5	
Methylene Chloride	ND	mg/kg	0.021	0.0024	1		09/22/20 15:26	75-09-2	
Tetrachloroethene	ND	mg/kg	0.0052	0.00061	1		09/22/20 15:26	127-18-4	
1,1,1-Trichloroethane	**0.0052J**	mg/kg	0.0052	0.00061	1		09/22/20 15:26	71-55-6	
Trichloroethene	ND	mg/kg	0.0052	0.00099	1		09/22/20 15:26	79-01-6	
Vinyl chloride	ND	mg/kg	0.0052	0.00030	1		09/22/20 15:26	75-01-4	
Surrogates									
Dibromofluoromethane (S)	101	%.	73-133		1		09/22/20 15:26	1868-53-7	
Toluene-d8 (S)	102	%.	73-130		1		09/22/20 15:26	2037-26-5	
4-Bromofluorobenzene (S)	75	%.	55-129		1		09/22/20 15:26	460-00-4	
Percent Moisture	Analytical Method: SM 2540G								
	Pace Analytical Services - Indianapolis								
Percent Moisture	**17.9**	%	0.10	0.10	1		09/22/20 11:41		N2

REPORT OF LABORATORY ANALYSIS

This report shall not be reproduced, except in full,
without the written consent of Pace Analytical Services, LLC.

10/26/20

Pace Analytical Services, LLC
7726 Moller Road
Indianapolis, IN 46268
(317)228-3100

ANALYTICAL RESULTS

Project: Amphenol IN AMP 18.02
Pace Project No.: 50267802

Sample: GP-35 SL (18-18.5) **Lab ID: 50267802008** Collected: 09/17/20 12:38 Received: 09/18/20 15:38 Matrix: Solid

Results reported on a "dry weight" basis and are adjusted for percent moisture, sample size and any dilutions.

Parameters	Results	Units	Report Limit	MDL	DF	Prepared	Analyzed	CAS No.	Qual
8260 MSV 5035A VOA	Analytical Method: EPA 8260								
	Pace Analytical Services - Indianapolis								
1,1-Dichloroethane	ND	mg/kg	0.0051	0.00065	1		09/22/20 16:00	75-34-3	
1,2-Dichloroethane	ND	mg/kg	0.0051	0.00077	1		09/22/20 16:00	107-06-2	
cis-1,2-Dichloroethene	ND	mg/kg	0.0051	0.0010	1		09/22/20 16:00	156-59-2	
trans-1,2-Dichloroethene	ND	mg/kg	0.0051	0.00085	1		09/22/20 16:00	156-60-5	
Methylene Chloride	ND	mg/kg	0.021	0.0024	1		09/22/20 16:00	75-09-2	
Tetrachloroethene	ND	mg/kg	0.0051	0.00061	1		09/22/20 16:00	127-18-4	
1,1,1-Trichloroethane	**0.0011J**	mg/kg	0.0051	0.00061	1		09/22/20 16:00	71-55-6	
Trichloroethene	ND	mg/kg	0.0051	0.00099	1		09/22/20 16:00	79-01-6	
Vinyl chloride	ND	mg/kg	0.0051	0.00029	1		09/22/20 16:00	75-01-4	
Surrogates									
Dibromofluoromethane (S)	98	%.	73-133		1		09/22/20 16:00	1868-53-7	
Toluene-d8 (S)	97	%.	73-130		1		09/22/20 16:00	2037-26-5	
4-Bromofluorobenzene (S)	85	%.	55-129		1		09/22/20 16:00	460-00-4	
Percent Moisture	Analytical Method: SM 2540G								
	Pace Analytical Services - Indianapolis								
Percent Moisture	**14.6**	%	0.10	0.10	1		09/22/20 11:41		N2

This report shall not be reproduced, except in full,
without the written consent of Pace Analytical Services, LLC.

10/26/20

Pace Analytical Services, LLC
7726 Moller Road
Indianapolis, IN 46268
(317)228-3100

ANALYTICAL RESULTS

Project: Amphenol IN AMP 18.02
Pace Project No.: 50267802

Sample: GP-37 SL (14-14.5) **Lab ID: 50267802009** Collected: 09/17/20 12:56 Received: 09/18/20 15:38 Matrix: Solid

Results reported on a "dry weight" basis and are adjusted for percent moisture, sample size and any dilutions.

Parameters	Results	Units	Report Limit	MDL	DF	Prepared	Analyzed	CAS No.	Qual
8260 MSV 5035A VOA	Analytical Method: EPA 8260								
	Pace Analytical Services - Indianapolis								
1,1-Dichloroethane	ND	mg/kg	0.0044	0.00056	1		09/22/20 16:35	75-34-3	
1,2-Dichloroethane	ND	mg/kg	0.0044	0.00066	1		09/22/20 16:35	107-06-2	
cis-1,2-Dichloroethene	ND	mg/kg	0.0044	0.00089	1		09/22/20 16:35	156-59-2	
trans-1,2-Dichloroethene	ND	mg/kg	0.0044	0.00073	1		09/22/20 16:35	156-60-5	
Methylene Chloride	ND	mg/kg	0.018	0.0021	1		09/22/20 16:35	75-09-2	
Tetrachloroethene	**0.17**	mg/kg	0.0044	0.00052	1		09/22/20 16:35	127-18-4	
1,1,1-Trichloroethane	**0.0072**	mg/kg	0.0044	0.00052	1		09/22/20 16:35	71-55-6	
Trichloroethene	**0.016**	mg/kg	0.0044	0.00085	1		09/22/20 16:35	79-01-6	
Vinyl chloride	ND	mg/kg	0.0044	0.00025	1		09/22/20 16:35	75-01-4	
Surrogates									
Dibromofluoromethane (S)	97	%.	73-133		1		09/22/20 16:35	1868-53-7	
Toluene-d8 (S)	100	%.	73-130		1		09/22/20 16:35	2037-26-5	
4-Bromofluorobenzene (S)	79	%.	55-129		1		09/22/20 16:35	460-00-4	
Percent Moisture	Analytical Method: SM 2540G								
	Pace Analytical Services - Indianapolis								
Percent Moisture	**5.5**	%	0.10	0.10	1		09/22/20 11:41		N2

REPORT OF LABORATORY ANALYSIS

This report shall not be reproduced, except in full,
without the written consent of Pace Analytical Services, LLC.

10/26/20

Pace Analytical Services, LLC
7726 Moller Road
Indianapolis, IN 46268
(317)228-3100

ANALYTICAL RESULTS

Project: Amphenol IN AMP 18.02
Pace Project No.: 50267802

Sample: GP-37 SL (21.5-22) **Lab ID: 50267802010** Collected: 09/17/20 13:13 Received: 09/18/20 15:38 Matrix: Solid

Results reported on a "dry weight" basis and are adjusted for percent moisture, sample size and any dilutions.

Parameters	Results	Units	Report Limit	MDL	DF	Prepared	Analyzed	CAS No.	Qual
8260 MSV 5035A VOA	Analytical Method: EPA 8260								
	Pace Analytical Services - Indianapolis								
1,1-Dichloroethane	ND	mg/kg	0.0048	0.00061	1		09/22/20 17:09	75-34-3	
1,2-Dichloroethane	ND	mg/kg	0.0048	0.00073	1		09/22/20 17:09	107-06-2	
cis-1,2-Dichloroethene	ND	mg/kg	0.0048	0.00098	1		09/22/20 17:09	156-59-2	
trans-1,2-Dichloroethene	ND	mg/kg	0.0048	0.00080	1		09/22/20 17:09	156-60-5	
Methylene Chloride	ND	mg/kg	0.019	0.0023	1		09/22/20 17:09	75-09-2	
Tetrachloroethene	**16.6**	mg/kg	2.7	0.46	500		09/24/20 12:56	127-18-4	
1,1,1-Trichloroethane	**0.0055**	mg/kg	0.0048	0.00057	1		09/22/20 17:09	71-55-6	
Trichloroethene	**0.0013J**	mg/kg	0.0048	0.00093	1		09/22/20 17:09	79-01-6	
Vinyl chloride	ND	mg/kg	0.0048	0.00028	1		09/22/20 17:09	75-01-4	
Surrogates									
Dibromofluoromethane (S)	94	%.	73-133		1		09/22/20 17:09	1868-53-7	
Toluene-d8 (S)	104	%.	73-130		1		09/22/20 17:09	2037-26-5	
4-Bromofluorobenzene (S)	77	%.	55-129		1		09/22/20 17:09	460-00-4	
Percent Moisture	Analytical Method: SM 2540G								
	Pace Analytical Services - Indianapolis								
Percent Moisture	**12.7**	%	0.10	0.10	1		09/22/20 11:41		N2

This report shall not be reproduced, except in full,
without the written consent of Pace Analytical Services, LLC.

10/26/20

Pace Analytical Services, LLC
7726 Moller Road
Indianapolis, IN 46268
(317)228-3100

ANALYTICAL RESULTS

Project: Amphenol IN AMP 18.02
Pace Project No.: 50267802

Sample: GP-37 SL (22-22.5) **Lab ID: 50267802011** Collected: 09/17/20 13:10 Received: 09/18/20 15:38 Matrix: Solid

Results reported on a "dry weight" basis and are adjusted for percent moisture, sample size and any dilutions.

Parameters	Results	Units	Report Limit	MDL	DF	Prepared	Analyzed	CAS No.	Qual
8260 MSV 5035A VOA	Analytical Method: EPA 8260								
	Pace Analytical Services - Indianapolis								
1,1-Dichloroethane	ND	mg/kg	0.0047	0.00059	1		09/22/20 17:44	75-34-3	
1,2-Dichloroethane	ND	mg/kg	0.0047	0.00070	1		09/22/20 17:44	107-06-2	
cis-1,2-Dichloroethene	ND	mg/kg	0.0047	0.00094	1		09/22/20 17:44	156-59-2	
trans-1,2-Dichloroethene	ND	mg/kg	0.0047	0.00077	1		09/22/20 17:44	156-60-5	
Methylene Chloride	ND	mg/kg	0.019	0.0022	1		09/22/20 17:44	75-09-2	
Tetrachloroethene	**3.7**	mg/kg	0.24	0.028	50		09/24/20 00:32	127-18-4	
1,1,1-Trichloroethane	**0.0039J**	mg/kg	0.0047	0.00055	1		09/22/20 17:44	71-55-6	
Trichloroethene	**0.031**	mg/kg	0.0047	0.00089	1		09/22/20 17:44	79-01-6	
Vinyl chloride	ND	mg/kg	0.0047	0.00027	1		09/22/20 17:44	75-01-4	
Surrogates									
Dibromofluoromethane (S)	94	%.	73-133		1		09/22/20 17:44	1868-53-7	
Toluene-d8 (S)	102	%.	73-130		1		09/22/20 17:44	2037-26-5	
4-Bromofluorobenzene (S)	79	%.	55-129		1		09/22/20 17:44	460-00-4	
Percent Moisture	Analytical Method: SM 2540G								
	Pace Analytical Services - Indianapolis								
Percent Moisture	**13.4**	%	0.10	0.10	1		09/22/20 11:41		N2

This report shall not be reproduced, except in full,
without the written consent of Pace Analytical Services, LLC.

10/26/20

Pace Analytical Services, LLC
7726 Moller Road
Indianapolis, IN 46268
(317)228-3100

ANALYTICAL RESULTS

Project: Amphenol IN AMP 18.02
Pace Project No.: 50267802

Sample: GP-37 SL (22.5-23) **Lab ID: 50267802012** Collected: 09/17/20 13:06 Received: 09/18/20 15:38 Matrix: Solid

Results reported on a "dry weight" basis and are adjusted for percent moisture, sample size and any dilutions.

Parameters	Results	Units	Report Limit	MDL	DF	Prepared	Analyzed	CAS No.	Qual
8260 MSV 5035A VOA	Analytical Method: EPA 8260								
	Pace Analytical Services - Indianapolis								
1,1-Dichloroethane	**0.012**	mg/kg	0.0039	0.00050	1		09/22/20 18:18	75-34-3	
1,2-Dichloroethane	ND	mg/kg	0.0039	0.00059	1		09/22/20 18:18	107-06-2	
cis-1,2-Dichloroethene	**0.0021J**	mg/kg	0.0039	0.00079	1		09/22/20 18:18	156-59-2	
trans-1,2-Dichloroethene	ND	mg/kg	0.0039	0.00065	1		09/22/20 18:18	156-60-5	
Methylene Chloride	**0.0023J**	mg/kg	0.016	0.0019	1		09/22/20 18:18	75-09-2	
Tetrachloroethene	**2.4**	mg/kg	0.47	0.081	100		09/24/20 04:18	127-18-4	
1,1,1-Trichloroethane	**0.0095**	mg/kg	0.0039	0.00046	1		09/22/20 18:18	71-55-6	
Trichloroethene	**12.8**	mg/kg	0.47	0.069	100		09/24/20 04:18	79-01-6	
Vinyl chloride	ND	mg/kg	0.0039	0.00022	1		09/22/20 18:18	75-01-4	
Surrogates									
Dibromofluoromethane (S)	98	%.	73-133		1		09/22/20 18:18	1868-53-7	
Toluene-d8 (S)	121	%.	73-130		1		09/22/20 18:18	2037-26-5	
4-Bromofluorobenzene (S)	65	%.	55-129		1		09/22/20 18:18	460-00-4	
Percent Moisture	Analytical Method: SM 2540G								
	Pace Analytical Services - Indianapolis								
Percent Moisture	**9.9**	%	0.10	0.10	1		09/22/20 11:41		N2

This report shall not be reproduced, except in full,
without the written consent of Pace Analytical Services, LLC.

10/26/20

Pace Analytical Services, LLC
7726 Moller Road
Indianapolis, IN 46268
(317)228-3100

ANALYTICAL RESULTS

Project: Amphenol IN AMP 18.02
Pace Project No.: 50267802

Sample: GP-38 SL (14.5-15) **Lab ID: 50267802013** Collected: 09/17/20 13:33 Received: 09/18/20 15:38 Matrix: Solid

Results reported on a "dry weight" basis and are adjusted for percent moisture, sample size and any dilutions.

Parameters	Results	Units	Report Limit	MDL	DF	Prepared	Analyzed	CAS No.	Qual
8260 MSV 5035A VOA	Analytical Method: EPA 8260								
	Pace Analytical Services - Indianapolis								
1,1-Dichloroethane	ND	mg/kg	0.0048	0.00035	1		09/22/20 20:04	75-34-3	
1,2-Dichloroethane	ND	mg/kg	0.0048	0.00038	1		09/22/20 20:04	107-06-2	
cis-1,2-Dichloroethene	**0.00039J**	mg/kg	0.0048	0.00030	1		09/22/20 20:04	156-59-2	
trans-1,2-Dichloroethene	ND	mg/kg	0.0048	0.00022	1		09/22/20 20:04	156-60-5	
Methylene Chloride	ND	UJ mg/kg	0.019	0.0023	1		09/22/20 20:04	75-09-2	
Tetrachloroethene	**2.0**	mg/kg	0.28	0.048	50		09/23/20 16:11	127-18-4	
1,1,1-Trichloroethane	**0.0045J**	mg/kg	0.0048	0.00021	1		09/22/20 20:04	71-55-6	
Trichloroethene	**0.015**	mg/kg	0.0048	0.00019	1		09/22/20 20:04	79-01-6	
Vinyl chloride	ND	UJ mg/kg	0.0048	0.00017	1		09/22/20 20:04	75-01-4	
Surrogates									
Dibromofluoromethane (S)	99	%.	73-133		1		09/22/20 20:04	1868-53-7	
Toluene-d8 (S)	112	%.	73-130		1		09/22/20 20:04	2037-26-5	
4-Bromofluorobenzene (S)	79	%.	55-129		1		09/22/20 20:04	460-00-4	
Percent Moisture	Analytical Method: SM 2540G								
	Pace Analytical Services - Indianapolis								
Percent Moisture	**13.9**	%	0.10	0.10	1		09/22/20 11:41		N2

REPORT OF LABORATORY ANALYSIS

This report shall not be reproduced, except in full,
without the written consent of Pace Analytical Services, LLC.

10/26/20

Pace Analytical Services, LLC
7726 Moller Road
Indianapolis, IN 46268
(317)228-3100

ANALYTICAL RESULTS

Project: Amphenol IN AMP 18.02
Pace Project No.: 50267802

Sample: GP-38 SL (19.5-20) **Lab ID: 50267802014** Collected: 09/17/20 13:36 Received: 09/18/20 15:38 Matrix: Solid

Results reported on a "dry weight" basis and are adjusted for percent moisture, sample size and any dilutions.

Parameters	Results	Units	Report Limit	MDL	DF	Prepared	Analyzed	CAS No.	Qual
8260 MSV 5035A VOA	Analytical Method: EPA 8260								
	Pace Analytical Services - Indianapolis								
1,1-Dichloroethane	ND	mg/kg	0.0051	0.00038	1		09/22/20 20:28	75-34-3	
1,2-Dichloroethane	ND	mg/kg	0.0051	0.00041	1		09/22/20 20:28	107-06-2	
cis-1,2-Dichloroethene	ND	mg/kg	0.0051	0.00032	1		09/22/20 20:28	156-59-2	
trans-1,2-Dichloroethene	ND	mg/kg	0.0051	0.00024	1		09/22/20 20:28	156-60-5	
Methylene Chloride	ND UJ	mg/kg	0.020	0.0025	1		09/22/20 20:28	75-09-2	
Tetrachloroethene	**10.2**	mg/kg	0.26	0.044	50		09/23/20 16:46	127-18-4	
1,1,1-Trichloroethane	**0.0043J**	mg/kg	0.0051	0.00022	1		09/22/20 20:28	71-55-6	
Trichloroethene	**0.0023J**	mg/kg	0.0051	0.00020	1		09/22/20 20:28	79-01-6	
Vinyl chloride	ND UJ	mg/kg	0.0051	0.00018	1		09/22/20 20:28	75-01-4	
Surrogates									
Dibromofluoromethane (S)	98	%.	73-133		1		09/22/20 20:28	1868-53-7	
Toluene-d8 (S)	103	%.	73-130		1		09/22/20 20:28	2037-26-5	
4-Bromofluorobenzene (S)	91	%.	55-129		1		09/22/20 20:28	460-00-4	
Percent Moisture	Analytical Method: SM 2540G								
	Pace Analytical Services - Indianapolis								
Percent Moisture	**13.2**	%	0.10	0.10	1		09/22/20 11:41		N2

10/26/20

Pace Analytical Services, LLC
7726 Moller Road
Indianapolis, IN 46268
(317)228-3100

ANALYTICAL RESULTS

Project: Amphenol IN AMP 18.02
Pace Project No.: 50267802

Sample: GP-38 SL (22.5-23) **Lab ID: 50267802015** Collected: 09/17/20 13:55 Received: 09/18/20 15:38 Matrix: Solid

Results reported on a "dry weight" basis and are adjusted for percent moisture, sample size and any dilutions.

Parameters	Results	Units	Report Limit	MDL	DF	Prepared	Analyzed	CAS No.	Qual
8260 MSV 5035A VOA	Analytical Method: EPA 8260								
	Pace Analytical Services - Indianapolis								
1,1-Dichloroethane	ND	mg/kg	0.0049	0.00037	1		09/22/20 20:53	75-34-3	
1,2-Dichloroethane	ND	mg/kg	0.0049	0.00040	1		09/22/20 20:53	107-06-2	
cis-1,2-Dichloroethene	ND	mg/kg	0.0049	0.00031	1		09/22/20 20:53	156-59-2	
trans-1,2-Dichloroethene	ND	mg/kg	0.0049	0.00023	1		09/22/20 20:53	156-60-5	
Methylene Chloride	ND UJ	mg/kg	0.020	0.0024	1		09/22/20 20:53	75-09-2	
Tetrachloroethene	**42.2**	mg/kg	2.5	0.42	500		09/24/20 11:47	127-18-4	
1,1,1-Trichloroethane	**0.011**	mg/kg	0.0049	0.00022	1		09/22/20 20:53	71-55-6	
Trichloroethene	**0.0085**	mg/kg	0.0049	0.00020	1		09/22/20 20:53	79-01-6	
Vinyl chloride	ND UJ	mg/kg	0.0049	0.00018	1		09/22/20 20:53	75-01-4	
Surrogates									
Dibromofluoromethane (S)	93	%.	73-133		1		09/22/20 20:53	1868-53-7	
Toluene-d8 (S)	104	%.	73-130		1		09/22/20 20:53	2037-26-5	
4-Bromofluorobenzene (S)	85	%.	55-129		1		09/22/20 20:53	460-00-4	
Percent Moisture	Analytical Method: SM 2540G								
	Pace Analytical Services - Indianapolis								
Percent Moisture	**13.0**	%	0.10	0.10	1		09/22/20 11:41		N2

This report shall not be reproduced, except in full,
without the written consent of Pace Analytical Services, LLC.

10/26/20

Pace Analytical Services, LLC
7726 Moller Road
Indianapolis, IN 46268
(317)228-3100

ANALYTICAL RESULTS

Project: Amphenol IN AMP 18.02
Pace Project No.: 50267802

Sample: GP-38 SL (23-23.5) **Lab ID: 50267802016** Collected: 09/17/20 13:58 Received: 09/18/20 15:38 Matrix: Solid

Results reported on a "dry weight" basis and are adjusted for percent moisture, sample size and any dilutions.

Parameters	Results	Units	Report Limit	MDL	DF	Prepared	Analyzed	CAS No.	Qual
8260 MSV 5035A VOA	Analytical Method: EPA 8260								
	Pace Analytical Services - Indianapolis								
1,1-Dichloroethane	ND	mg/kg	24.4	3.1	5000		09/21/20 20:33	75-34-3	
1,2-Dichloroethane	ND	mg/kg	24.4	3.7	5000		09/21/20 20:33	107-06-2	
cis-1,2-Dichloroethene	ND	mg/kg	24.4	4.9	5000		09/21/20 20:33	156-59-2	
trans-1,2-Dichloroethene	ND	mg/kg	24.4	4.0	5000		09/21/20 20:33	156-60-5	
Methylene Chloride	**16.0J**	mg/kg	97.5	11.5	5000		09/21/20 20:33	75-09-2	
Tetrachloroethene	**2460** J	mg/kg	24.4	2.9	5000		09/21/20 20:33	127-18-4	E
1,1,1-Trichloroethane	ND	mg/kg	24.4	2.9	5000		09/21/20 20:33	71-55-6	
Trichloroethene	**25.8**	mg/kg	24.4	4.7	5000		09/21/20 20:33	79-01-6	
Vinyl chloride	ND	mg/kg	24.4	1.4	5000		09/21/20 20:33	75-01-4	
Surrogates									
Dibromofluoromethane (S)	91	%.	73-133		5000		09/21/20 20:33	1868-53-7	D4
Toluene-d8 (S)	95	%.	73-130		5000		09/21/20 20:33	2037-26-5	
4-Bromofluorobenzene (S)	89	%.	55-129		5000		09/21/20 20:33	460-00-4	
Percent Moisture	Analytical Method: SM 2540G								
	Pace Analytical Services - Indianapolis								
Percent Moisture	**7.4**	%	0.10	0.10	1		09/22/20 11:41		N2

This report shall not be reproduced, except in full,
without the written consent of Pace Analytical Services, LLC.

10/26/20

Pace Analytical Services, LLC
7726 Moller Road
Indianapolis, IN 46268
(317)228-3100

ANALYTICAL RESULTS

Project: Amphenol IN AMP 18.02
Pace Project No.: 50267802

Sample: GP-39 SL (14.5-15) **Lab ID: 50267802017** Collected: 09/17/20 14:26 Received: 09/18/20 15:38 Matrix: Solid

Results reported on a "dry weight" basis and are adjusted for percent moisture, sample size and any dilutions.

Parameters	Results	Units	Report Limit	MDL	DF	Prepared	Analyzed	CAS No.	Qual
8260 MSV 5035A VOA	Analytical Method: EPA 8260								
	Pace Analytical Services - Indianapolis								
1,1-Dichloroethane	ND	mg/kg	0.0054	0.00040	1		09/22/20 21:17	75-34-3	
1,2-Dichloroethane	ND	mg/kg	0.0054	0.00043	1		09/22/20 21:17	107-06-2	
cis-1,2-Dichloroethene	ND	mg/kg	0.0054	0.00033	1		09/22/20 21:17	156-59-2	
trans-1,2-Dichloroethene	ND	mg/kg	0.0054	0.00025	1		09/22/20 21:17	156-60-5	
Methylene Chloride	ND UJ	mg/kg	0.022	0.0026	1		09/22/20 21:17	75-09-2	
Tetrachloroethene	**1.6**	mg/kg	0.22	0.026	50		09/23/20 19:21	127-18-4	
1,1,1-Trichloroethane	**0.0047J**	mg/kg	0.0054	0.00024	1		09/22/20 21:17	71-55-6	
Trichloroethene	**0.019**	mg/kg	0.0054	0.00022	1		09/22/20 21:17	79-01-6	
Vinyl chloride	ND UJ	mg/kg	0.0054	0.00019	1		09/22/20 21:17	75-01-4	
Surrogates									
Dibromofluoromethane (S)	96	%.	73-133		1		09/22/20 21:17	1868-53-7	
Toluene-d8 (S)	109	%.	73-130		1		09/22/20 21:17	2037-26-5	
4-Bromofluorobenzene (S)	86	%.	55-129		1		09/22/20 21:17	460-00-4	
Percent Moisture	Analytical Method: SM 2540G								
	Pace Analytical Services - Indianapolis								
Percent Moisture	**9.9**	%	0.10	0.10	1		09/22/20 11:41		N2

This report shall not be reproduced, except in full,
without the written consent of Pace Analytical Services, LLC.

10/26/20

Pace Analytical Services, LLC
7726 Moller Road
Indianapolis, IN 46268
(317)228-3100

ANALYTICAL RESULTS

Project: Amphenol IN AMP 18.02
Pace Project No.: 50267802

Sample: GP-39 SL (25-25.5) **Lab ID: 50267802018** Collected: 09/17/20 15:06 Received: 09/18/20 15:38 Matrix: Solid

Results reported on a "dry weight" basis and are adjusted for percent moisture, sample size and any dilutions.

Parameters	Results	Units	Report Limit	MDL	DF	Prepared	Analyzed	CAS No.	Qual
8260 MSV 5035A VOA	Analytical Method: EPA 8260								
	Pace Analytical Services - Indianapolis								
1,1-Dichloroethane	ND	mg/kg	0.0053	0.00066	1		09/23/20 04:43	75-34-3	
1,2-Dichloroethane	ND	mg/kg	0.0053	0.00079	1		09/23/20 04:43	107-06-2	
cis-1,2-Dichloroethene	ND	mg/kg	0.0053	0.0011	1		09/23/20 04:43	156-59-2	
trans-1,2-Dichloroethene	ND	mg/kg	0.0053	0.00087	1		09/23/20 04:43	156-60-5	
Methylene Chloride	ND	mg/kg	0.021	0.0025	1		09/23/20 04:43	75-09-2	
Tetrachloroethene	**0.031**	mg/kg	0.0053	0.00062	1		09/23/20 04:43	127-18-4	
1,1,1-Trichloroethane	**0.0082**	mg/kg	0.0053	0.00062	1		09/23/20 04:43	71-55-6	
Trichloroethene	**0.0042J**	mg/kg	0.0053	0.0010	1		09/23/20 04:43	79-01-6	
Vinyl chloride	ND	mg/kg	0.0053	0.00030	1		09/23/20 04:43	75-01-4	
Surrogates									
Dibromofluoromethane (S)	100	%.	73-133		1		09/23/20 04:43	1868-53-7	
Toluene-d8 (S)	96	%.	73-130		1		09/23/20 04:43	2037-26-5	
4-Bromofluorobenzene (S)	84	%.	55-129		1		09/23/20 04:43	460-00-4	
Percent Moisture	Analytical Method: SM 2540G								
	Pace Analytical Services - Indianapolis								
Percent Moisture	**14.1**	%	0.10	0.10	1		09/22/20 11:41		N2

This report shall not be reproduced, except in full,
without the written consent of Pace Analytical Services, LLC.

10/26/20

Pace Analytical Services, LLC
7726 Moller Road
Indianapolis, IN 46268
(317)228-3100

ANALYTICAL RESULTS

Project: Amphenol IN AMP 18.02
Pace Project No.: 50267802

Sample: GP-39 SL (26-26.5) **Lab ID: 50267802019** Collected: 09/17/20 15:03 Received: 09/18/20 15:38 Matrix: Solid

Results reported on a "dry weight" basis and are adjusted for percent moisture, sample size and any dilutions.

Parameters	Results	Units	Report Limit	MDL	DF	Prepared	Analyzed	CAS No.	Qual
8260 MSV 5035A VOA	Analytical Method: EPA 8260								
	Pace Analytical Services - Indianapolis								
1,1-Dichloroethane	**0.013**	mg/kg	0.0042	0.00054	1		09/23/20 05:17	75-34-3	
1,2-Dichloroethane	ND	mg/kg	0.0042	0.00064	1		09/23/20 05:17	107-06-2	
cis-1,2-Dichloroethene	**0.0012J**	mg/kg	0.0042	0.00086	1		09/23/20 05:17	156-59-2	
trans-1,2-Dichloroethene	ND	mg/kg	0.0042	0.00070	1		09/23/20 05:17	156-60-5	
Methylene Chloride	ND	mg/kg	0.017	0.0020	1		09/23/20 05:17	75-09-2	
Tetrachloroethene	**0.0054**	mg/kg	0.0042	0.00050	1		09/23/20 05:17	127-18-4	
1,1,1-Trichloroethane	**0.0023J**	mg/kg	0.0042	0.00050	1		09/23/20 05:17	71-55-6	
Trichloroethene	**15.0**	mg/kg	2.1	0.32	500		09/24/20 11:13	79-01-6	
Vinyl chloride	ND	mg/kg	0.0042	0.00024	1		09/23/20 05:17	75-01-4	
Surrogates									
Dibromofluoromethane (S)	106	%.	73-133		1		09/23/20 05:17	1868-53-7	
Toluene-d8 (S)	117	%.	73-130		1		09/23/20 05:17	2037-26-5	
4-Bromofluorobenzene (S)	67	%.	55-129		1		09/23/20 05:17	460-00-4	
Percent Moisture	Analytical Method: SM 2540G								
	Pace Analytical Services - Indianapolis								
Percent Moisture	**7.8**	%	0.10	0.10	1		09/22/20 11:42		N2

This report shall not be reproduced, except in full,
without the written consent of Pace Analytical Services, LLC.

10/26/20

Pace Analytical Services, LLC
7726 Moller Road
Indianapolis, IN 46268
(317)228-3100

ANALYTICAL RESULTS

Project: Amphenol IN AMP 18.02
Pace Project No.: 50267802

Sample: GP-39 SL (25.5-26) **Lab ID: 50267802020** Collected: 09/17/20 15:00 Received: 09/18/20 15:38 Matrix: Solid

Results reported on a "dry weight" basis and are adjusted for percent moisture, sample size and any dilutions.

Parameters	Results	Units	Report Limit	MDL	DF	Prepared	Analyzed	CAS No.	Qual
8260 MSV 5035A VOA	Analytical Method: EPA 8260								
	Pace Analytical Services - Indianapolis								
1,1-Dichloroethane	ND	mg/kg	0.0050	0.00063	1		09/22/20 18:53	75-34-3	
1,2-Dichloroethane	ND	mg/kg	0.0050	0.00076	1		09/22/20 18:53	107-06-2	
cis-1,2-Dichloroethene	ND	mg/kg	0.0050	0.0010	1		09/22/20 18:53	156-59-2	
trans-1,2-Dichloroethene	ND	mg/kg	0.0050	0.00083	1		09/22/20 18:53	156-60-5	
Methylene Chloride	ND	mg/kg	0.020	0.0024	1		09/22/20 18:53	75-09-2	
Tetrachloroethene	**5.8**	mg/kg	0.25	0.043	50		09/24/20 04:52	127-18-4	
1,1,1-Trichloroethane	**0.014**	mg/kg	0.0050	0.00059	1		09/22/20 18:53	71-55-6	
Trichloroethene	**0.13**	mg/kg	0.0050	0.00096	1		09/22/20 18:53	79-01-6	
Vinyl chloride	ND	mg/kg	0.0050	0.00029	1		09/22/20 18:53	75-01-4	
Surrogates									
Dibromofluoromethane (S)	94	%.	73-133		1		09/22/20 18:53	1868-53-7	
Toluene-d8 (S)	104	%.	73-130		1		09/22/20 18:53	2037-26-5	
4-Bromofluorobenzene (S)	78	%.	55-129		1		09/22/20 18:53	460-00-4	
Percent Moisture	Analytical Method: SM 2540G								
	Pace Analytical Services - Indianapolis								
Percent Moisture	**13.1**	%	0.10	0.10	1		09/22/20 11:42		N2

REPORT OF LABORATORY ANALYSIS

This report shall not be reproduced, except in full,
without the written consent of Pace Analytical Services, LLC.

10/26/20

Pace Analytical Services, LLC
7726 Moller Road
Indianapolis, IN 46268
(317)228-3100

ANALYTICAL RESULTS

Project: Amphenol IN AMP 18.02
Pace Project No.: 50267802

Sample: GP-40 SL (14.25-14.75) **Lab ID: 50267802021** Collected: 09/17/20 15:22 Received: 09/18/20 15:38 Matrix: Solid

Results reported on a "dry weight" basis and are adjusted for percent moisture, sample size and any dilutions.

Parameters	Results	Units	Report Limit	MDL	DF	Prepared	Analyzed	CAS No.	Qual
8260 MSV 5035A VOA	Analytical Method: EPA 8260								
	Pace Analytical Services - Indianapolis								
1,1-Dichloroethane	ND	mg/kg	0.0055	0.00069	1		09/22/20 19:28	75-34-3	
1,2-Dichloroethane	ND	mg/kg	0.0055	0.00082	1		09/22/20 19:28	107-06-2	
cis-1,2-Dichloroethene	ND	mg/kg	0.0055	0.0011	1		09/22/20 19:28	156-59-2	
trans-1,2-Dichloroethene	ND	mg/kg	0.0055	0.00090	1		09/22/20 19:28	156-60-5	
Methylene Chloride	ND	mg/kg	0.022	0.0026	1		09/22/20 19:28	75-09-2	
Tetrachloroethene	**0.013**	mg/kg	0.0055	0.00064	1		09/22/20 19:28	127-18-4	
1,1,1-Trichloroethane	ND	mg/kg	0.0055	0.00065	1		09/22/20 19:28	71-55-6	
Trichloroethene	ND	mg/kg	0.0055	0.0010	1		09/22/20 19:28	79-01-6	
Vinyl chloride	ND	mg/kg	0.0055	0.00031	1		09/22/20 19:28	75-01-4	
Surrogates									
Dibromofluoromethane (S)	101	%.	73-133		1		09/22/20 19:28	1868-53-7	
Toluene-d8 (S)	97	%.	73-130		1		09/22/20 19:28	2037-26-5	
4-Bromofluorobenzene (S)	85	%.	55-129		1		09/22/20 19:28	460-00-4	
Percent Moisture	Analytical Method: SM 2540G								
	Pace Analytical Services - Indianapolis								
Percent Moisture	**5.4**	%	0.10	0.10	1		09/22/20 11:42		N2

This report shall not be reproduced, except in full,
without the written consent of Pace Analytical Services, LLC.

10/26/20

Pace Analytical Services, LLC
7726 Moller Road
Indianapolis, IN 46268
(317)228-3100

ANALYTICAL RESULTS

Project: Amphenol IN AMP 18.02
Pace Project No.: 50267802

Sample: GP-40 SL (20.5-21) **Lab ID: 50267802022** Collected: 09/17/20 15:42 Received: 09/18/20 15:38 Matrix: Solid

Results reported on a "dry weight" basis and are adjusted for percent moisture, sample size and any dilutions.

Parameters	Results	Units	Report Limit	MDL	DF	Prepared	Analyzed	CAS No.	Qual
8260 MSV 5035A VOA	Analytical Method: EPA 8260								
	Pace Analytical Services - Indianapolis								
1,1-Dichloroethane	**0.0051**	mg/kg	0.0047	0.00035	1		09/22/20 05:16	75-34-3	
1,2-Dichloroethane	ND	mg/kg	0.0047	0.00038	1		09/22/20 05:16	107-06-2	
cis-1,2-Dichloroethene	ND	mg/kg	0.0047	0.00029	1		09/22/20 05:16	156-59-2	
trans-1,2-Dichloroethene	ND	mg/kg	0.0047	0.00022	1		09/22/20 05:16	156-60-5	
Methylene Chloride	ND UJ	mg/kg	0.019	0.0023	1		09/22/20 05:16	75-09-2	
Tetrachloroethene	ND	mg/kg	0.0047	0.00028	1		09/22/20 05:16	127-18-4	
1,1,1-Trichloroethane	**0.055**	mg/kg	0.0047	0.00021	1		09/22/20 05:16	71-55-6	
Trichloroethene	**0.0057**	mg/kg	0.0047	0.00019	1		09/22/20 05:16	79-01-6	
Vinyl chloride	ND UJ	mg/kg	0.0047	0.00017	1		09/22/20 05:16	75-01-4	
Surrogates									
Dibromofluoromethane (S)	106	%.	73-133		1		09/22/20 05:16	1868-53-7	
Toluene-d8 (S)	106	%.	73-130		1		09/22/20 05:16	2037-26-5	
4-Bromofluorobenzene (S)	92	%.	55-129		1		09/22/20 05:16	460-00-4	
Percent Moisture	Analytical Method: SM 2540G								
	Pace Analytical Services - Indianapolis								
Percent Moisture	**7.8**	%	0.10	0.10	1		09/22/20 11:42		N2

This report shall not be reproduced, except in full,
without the written consent of Pace Analytical Services, LLC.

10/26/20

Pace Analytical Services, LLC
7726 Moller Road
Indianapolis, IN 46268
(317)228-3100

ANALYTICAL RESULTS

Project: Amphenol IN AMP 18.02
Pace Project No.: 50267802

Sample: GP-40 SL (21-21.5) **Lab ID: 50267802023** Collected: 09/17/20 15:45 Received: 09/18/20 15:38 Matrix: Solid

Results reported on a "dry weight" basis and are adjusted for percent moisture, sample size and any dilutions.

Parameters	Results	Units	Report Limit	MDL	DF	Prepared	Analyzed	CAS No.	Qual
8260 MSV 5035A VOA	Analytical Method: EPA 8260								
	Pace Analytical Services - Indianapolis								
1,1-Dichloroethane	**0.97**	mg/kg	0.19	0.030	50		09/22/20 23:47	75-34-3	
1,2-Dichloroethane	ND	mg/kg	0.0061	0.00049	1		09/22/20 05:41	107-06-2	
cis-1,2-Dichloroethene	ND	mg/kg	0.0061	0.00038	1		09/22/20 05:41	156-59-2	
trans-1,2-Dichloroethene	ND	mg/kg	0.0061	0.00028	1		09/22/20 05:41	156-60-5	
Methylene Chloride	ND UJ	mg/kg	0.025	0.0030	1		09/22/20 05:41	75-09-2	
Tetrachloroethene	ND	mg/kg	0.0061	0.00037	1		09/22/20 05:41	127-18-4	
1,1,1-Trichloroethane	**0.0022J**	mg/kg	0.0061	0.00027	1		09/22/20 05:41	71-55-6	
Trichloroethene	ND	mg/kg	0.0061	0.00025	1		09/22/20 05:41	79-01-6	
Vinyl chloride	ND UJ	mg/kg	0.0061	0.00022	1		09/22/20 05:41	75-01-4	
Surrogates									
Dibromofluoromethane (S)	102	%.	73-133		1		09/22/20 05:41	1868-53-7	
Toluene-d8 (S)	108	%.	73-130		1		09/22/20 05:41	2037-26-5	
4-Bromofluorobenzene (S)	83	%.	55-129		1		09/22/20 05:41	460-00-4	
Percent Moisture	Analytical Method: SM 2540G								
	Pace Analytical Services - Indianapolis								
Percent Moisture	**7.9**	%	0.10	0.10	1		09/22/20 11:42		N2

Pace Analytical Services, LLC
7726 Moller Road
Indianapolis, IN 46268
(317)228-3100

ANALYTICAL RESULTS

Project: Amphenol IN AMP 18.02
Pace Project No.: 50267802

Sample: GP-40 SL (19.5-20) **Lab ID: 50267802024** Collected: 09/17/20 15:50 Received: 09/18/20 15:38 Matrix: Solid

Results reported on a "dry weight" basis and are adjusted for percent moisture, sample size and any dilutions.

Parameters	Results	Units	Report Limit	MDL	DF	Prepared	Analyzed	CAS No.	Qual
8260 MSV 5035A VOA	Analytical Method: EPA 8260								
	Pace Analytical Services - Indianapolis								
1,1-Dichloroethane	**0.0025J**	mg/kg	0.0052	0.00038	1		09/22/20 06:05	75-34-3	
1,2-Dichloroethane	ND	mg/kg	0.0052	0.00041	1		09/22/20 06:05	107-06-2	
cis-1,2-Dichloroethene	ND	mg/kg	0.0052	0.00032	1		09/22/20 06:05	156-59-2	
trans-1,2-Dichloroethene	ND	mg/kg	0.0052	0.00024	1		09/22/20 06:05	156-60-5	
Methylene Chloride	ND U5	mg/kg	0.021	0.0025	1		09/22/20 06:05	75-09-2	
Tetrachloroethene	ND	mg/kg	0.0052	0.00031	1		09/22/20 06:05	127-18-4	
1,1,1-Trichloroethane	**0.027**	mg/kg	0.0052	0.00023	1		09/22/20 06:05	71-55-6	
Trichloroethene	**0.012**	mg/kg	0.0052	0.00021	1		09/22/20 06:05	79-01-6	
Vinyl chloride	ND U5	mg/kg	0.0052	0.00019	1		09/22/20 06:05	75-01-4	
Surrogates									
Dibromofluoromethane (S)	98	%.	73-133		1		09/22/20 06:05	1868-53-7	
Toluene-d8 (S)	106	%.	73-130		1		09/22/20 06:05	2037-26-5	
4-Bromofluorobenzene (S)	89	%.	55-129		1		09/22/20 06:05	460-00-4	
Percent Moisture	Analytical Method: SM 2540G								
	Pace Analytical Services - Indianapolis								
Percent Moisture	**13.9**	%	0.10	0.10	1		09/22/20 11:42		N2

10/26/20

Pace Analytical Services, LLC
7726 Moller Road
Indianapolis, IN 46268
(317)228-3100

ANALYTICAL RESULTS

Project: Amphenol IN AMP 18.02
Pace Project No.: 50267802

Sample: GP-41 SL (13.75-14.25) **Lab ID: 50267802025** Collected: 09/17/20 16:01 Received: 09/18/20 15:38 Matrix: Solid

Results reported on a "dry weight" basis and are adjusted for percent moisture, sample size and any dilutions.

Parameters	Results	Units	Report Limit	MDL	DF	Prepared	Analyzed	CAS No.	Qual
8260 MSV 5035A VOA	Analytical Method: EPA 8260								
	Pace Analytical Services - Indianapolis								
1,1-Dichloroethane	ND	mg/kg	0.0048	0.00036	1		09/22/20 06:29	75-34-3	
1,2-Dichloroethane	ND	mg/kg	0.0048	0.00039	1		09/22/20 06:29	107-06-2	
cis-1,2-Dichloroethene	ND	mg/kg	0.0048	0.00030	1		09/22/20 06:29	156-59-2	
trans-1,2-Dichloroethene	ND	mg/kg	0.0048	0.00022	1		09/22/20 06:29	156-60-5	
Methylene Chloride	ND UJ	mg/kg	0.019	0.0023	1		09/22/20 06:29	75-09-2	
Tetrachloroethene	**0.0086**	mg/kg	0.0048	0.00029	1		09/22/20 06:29	127-18-4	
1,1,1-Trichloroethane	**0.0028J**	mg/kg	0.0048	0.00021	1		09/22/20 06:29	71-55-6	
Trichloroethene	**0.0013J**	mg/kg	0.0048	0.00019	1		09/22/20 06:29	79-01-6	
Vinyl chloride	ND UJ	mg/kg	0.0048	0.00017	1		09/22/20 06:29	75-01-4	
Surrogates									
Dibromofluoromethane (S)	100	%.	73-133		1		09/22/20 06:29	1868-53-7	
Toluene-d8 (S)	106	%.	73-130		1		09/22/20 06:29	2037-26-5	
4-Bromofluorobenzene (S)	91	%.	55-129		1		09/22/20 06:29	460-00-4	
Percent Moisture	Analytical Method: SM 2540G								
	Pace Analytical Services - Indianapolis								
Percent Moisture	**4.4**	%	0.10	0.10	1		09/22/20 11:45		N2

10/26/20

Pace Analytical Services, LLC
7726 Moller Road
Indianapolis, IN 46268
(317)228-3100

ANALYTICAL RESULTS

Project: Amphenol IN AMP 18.02
Pace Project No.: 50267802

Sample: GP-41 SL (16-16.5) **Lab ID: 50267802026** Collected: 09/17/20 16:03 Received: 09/18/20 15:38 Matrix: Solid

Results reported on a "dry weight" basis and are adjusted for percent moisture, sample size and any dilutions.

Parameters	Results	Units	Report Limit	MDL	DF	Prepared	Analyzed	CAS No.	Qual
8260 MSV 5035A VOA	Analytical Method: EPA 8260								
	Pace Analytical Services - Indianapolis								
1,1-Dichloroethane	**0.0020J**	mg/kg	0.0051	0.00081	1		09/22/20 20:20	75-34-3	
1,2-Dichloroethane	ND	mg/kg	0.0051	0.00055	1		09/22/20 20:20	107-06-2	
cis-1,2-Dichloroethene	ND	mg/kg	0.0051	0.00063	1		09/22/20 20:20	156-59-2	
trans-1,2-Dichloroethene	ND	mg/kg	0.0051	0.00091	1		09/22/20 20:20	156-60-5	
Methylene Chloride	ND	mg/kg	0.020	0.0010	1		09/22/20 20:20	75-09-2	
Tetrachloroethene	**0.030**	mg/kg	0.0051	0.00087	1		09/22/20 20:20	127-18-4	
1,1,1-Trichloroethane	**0.023**	mg/kg	0.0051	0.00060	1		09/22/20 20:20	71-55-6	
Trichloroethene	**0.010**	mg/kg	0.0051	0.00075	1		09/22/20 20:20	79-01-6	
Vinyl chloride	ND	mg/kg	0.0051	0.00044	1		09/22/20 20:20	75-01-4	
Surrogates									
Dibromofluoromethane (S)	102	%.	73-133		1		09/22/20 20:20	1868-53-7	
Toluene-d8 (S)	103	%.	73-130		1		09/22/20 20:20	2037-26-5	
4-Bromofluorobenzene (S)	79	%.	55-129		1		09/22/20 20:20	460-00-4	
Percent Moisture	Analytical Method: SM 2540G								
	Pace Analytical Services - Indianapolis								
Percent Moisture	**14.4**	%	0.10	0.10	1		09/22/20 11:45		N2

This report shall not be reproduced, except in full,
without the written consent of Pace Analytical Services, LLC.

10/26/20

Pace Analytical Services, LLC
7726 Moller Road
Indianapolis, IN 46268
(317)228-3100

ANALYTICAL RESULTS

Project: Amphenol IN AMP 18.02
Pace Project No.: 50267802

Sample: GP-41 SL (19-19.5) **Lab ID: 50267802027** Collected: 09/17/20 16:06 Received: 09/18/20 15:38 Matrix: Solid

Results reported on a "dry weight" basis and are adjusted for percent moisture, sample size and any dilutions.

Parameters	Results	Units	Report Limit	MDL	DF	Prepared	Analyzed	CAS No.	Qual
8260 MSV 5035A VOA	Analytical Method: EPA 8260								
	Pace Analytical Services - Indianapolis								
1,1-Dichloroethane	**0.0046J**	mg/kg	0.0047	0.00076	1		09/22/20 20:54	75-34-3	
1,2-Dichloroethane	ND	mg/kg	0.0047	0.00051	1		09/22/20 20:54	107-06-2	
cis-1,2-Dichloroethene	ND	mg/kg	0.0047	0.00059	1		09/22/20 20:54	156-59-2	
trans-1,2-Dichloroethene	ND	mg/kg	0.0047	0.00085	1		09/22/20 20:54	156-60-5	
Methylene Chloride	ND	mg/kg	0.019	0.00095	1		09/22/20 20:54	75-09-2	
Tetrachloroethene	**0.010**	mg/kg	0.0047	0.00082	1		09/22/20 20:54	127-18-4	
1,1,1-Trichloroethane	**0.019**	mg/kg	0.0047	0.00056	1		09/22/20 20:54	71-55-6	
Trichloroethene	**0.0015J**	mg/kg	0.0047	0.00070	1		09/22/20 20:54	79-01-6	
Vinyl chloride	ND	mg/kg	0.0047	0.00042	1		09/22/20 20:54	75-01-4	
Surrogates									
Dibromofluoromethane (S)	102	%.	73-133		1		09/22/20 20:54	1868-53-7	
Toluene-d8 (S)	102	%.	73-130		1		09/22/20 20:54	2037-26-5	
4-Bromofluorobenzene (S)	81	%.	55-129		1		09/22/20 20:54	460-00-4	
Percent Moisture	Analytical Method: SM 2540G								
	Pace Analytical Services - Indianapolis								
Percent Moisture	**12.0**	%	0.10	0.10	1		09/22/20 11:45		N2

REPORT OF LABORATORY ANALYSIS

This report shall not be reproduced, except in full,
without the written consent of Pace Analytical Services, LLC.

10/26/20

Pace Analytical Services, LLC
7726 Moller Road
Indianapolis, IN 46268
(317)228-3100

ANALYTICAL RESULTS

Project: Amphenol IN AMP 18.02
Pace Project No.: 50267802

Sample: GP-41 SL (19.5-20) **Lab ID: 50267802028** Collected: 09/17/20 16:10 Received: 09/18/20 15:38 Matrix: Solid

Results reported on a "dry weight" basis and are adjusted for percent moisture, sample size and any dilutions.

Parameters	Results	Units	Report Limit	MDL	DF	Prepared	Analyzed	CAS No.	Qual
8260 MSV 5035A VOA	Analytical Method: EPA 8260								
	Pace Analytical Services - Indianapolis								
1,1-Dichloroethane	**0.96**	mg/kg	0.18	0.029	50		09/23/20 17:20	75-34-3	
1,2-Dichloroethane	ND	mg/kg	0.0039	0.00042	1		09/22/20 21:29	107-06-2	
cis-1,2-Dichloroethene	ND	mg/kg	0.0039	0.00048	1		09/22/20 21:29	156-59-2	
trans-1,2-Dichloroethene	ND	mg/kg	0.0039	0.00070	1		09/22/20 21:29	156-60-5	
Methylene Chloride	**0.0017J**	mg/kg	0.015	0.00077	1		09/22/20 21:29	75-09-2	
Tetrachloroethene	ND VD	mg/kg	0.0039	0.00067	1		09/22/20 21:29	127-18-4	
1,1,1-Trichloroethane	**0.0080**	mg/kg	0.0039	0.00046	1		09/22/20 21:29	71-55-6	
Trichloroethene	ND	mg/kg	0.0039	0.00057	1		09/22/20 21:29	79-01-6	
Vinyl chloride	ND	mg/kg	0.0039	0.00034	1		09/22/20 21:29	75-01-4	
Surrogates									
Dibromofluoromethane (S)	115	%.	73-133		1		09/22/20 21:29	1868-53-7	
Toluene-d8 (S)	123	%.	73-130		1		09/22/20 21:29	2037-26-5	
4-Bromofluorobenzene (S)	67	%.	55-129		1		09/22/20 21:29	460-00-4	
Percent Moisture	Analytical Method: SM 2540G								
	Pace Analytical Services - Indianapolis								
Percent Moisture	**7.4**	%	0.10	0.10	1		09/22/20 11:45		N2

10/26/20

Pace Analytical Services, LLC
7726 Moller Road
Indianapolis, IN 46268
(317)228-3100

ANALYTICAL RESULTS

Project: Amphenol IN AMP 18.02
Pace Project No.: 50267802

Sample: GP-42 SL (13.5-14) **Lab ID: 50267802029** Collected: 09/18/20 09:15 Received: 09/18/20 15:38 Matrix: Solid

Results reported on a "dry weight" basis and are adjusted for percent moisture, sample size and any dilutions.

Parameters	Results	Units	Report Limit	MDL	DF	Prepared	Analyzed	CAS No.	Qual
8260 MSV 5035A VOA	Analytical Method: EPA 8260								
	Pace Analytical Services - Indianapolis								
1,1-Dichloroethane	**0.00040J**	mg/kg	0.0047	0.00035	1		09/22/20 06:54	75-34-3	
1,2-Dichloroethane	ND	mg/kg	0.0047	0.00037	1		09/22/20 06:54	107-06-2	
cis-1,2-Dichloroethene	ND	mg/kg	0.0047	0.00029	1		09/22/20 06:54	156-59-2	
trans-1,2-Dichloroethene	ND	mg/kg	0.0047	0.00021	1		09/22/20 06:54	156-60-5	
Methylene Chloride	ND UJ	mg/kg	0.019	0.0023	1		09/22/20 06:54	75-09-2	
Tetrachloroethene	**0.024**	mg/kg	0.0047	0.00028	1		09/22/20 06:54	127-18-4	
1,1,1-Trichloroethane	**0.0054**	mg/kg	0.0047	0.00021	1		09/22/20 06:54	71-55-6	
Trichloroethene	**0.0077**	mg/kg	0.0047	0.00019	1		09/22/20 06:54	79-01-6	
Vinyl chloride	ND UJ	mg/kg	0.0047	0.00017	1		09/22/20 06:54	75-01-4	
Surrogates									
Dibromofluoromethane (S)	101	%.	73-133		1		09/22/20 06:54	1868-53-7	
Toluene-d8 (S)	102	%.	73-130		1		09/22/20 06:54	2037-26-5	
4-Bromofluorobenzene (S)	86	%.	55-129		1		09/22/20 06:54	460-00-4	
Percent Moisture	Analytical Method: SM 2540G								
	Pace Analytical Services - Indianapolis								
Percent Moisture	**8.9**	%	0.10	0.10	1		09/22/20 11:45		N2

This report shall not be reproduced, except in full,
without the written consent of Pace Analytical Services, LLC.

10/26/20

Pace Analytical®
www.pacelabs.com

Pace Analytical Services, LLC
7726 Moller Road
Indianapolis, IN 46268
(317)228-3100

ANALYTICAL RESULTS

Project: Amphenol IN AMP 18.02
Pace Project No.: 50267802

Sample: GP-42 SL (18.25-18.75) **Lab ID: 50267802030** Collected: 09/18/20 09:17 Received: 09/18/20 15:38 Matrix: Solid

Results reported on a "dry weight" basis and are adjusted for percent moisture, sample size and any dilutions.

Parameters	Results	Units	Report Limit	MDL	DF	Prepared	Analyzed	CAS No.	Qual
8260 MSV 5035A VOA	Analytical Method: EPA 8260								
	Pace Analytical Services - Indianapolis								
1,1-Dichloroethane	**1.5**	mg/kg	0.21	0.034	50		09/23/20 17:55	75-34-3	
1,2-Dichloroethane	ND	mg/kg	0.0042	0.00046	1		09/22/20 22:03	107-06-2	
cis-1,2-Dichloroethene	**0.00055J**	mg/kg	0.0042	0.00052	1		09/22/20 22:03	156-59-2	
trans-1,2-Dichloroethene	ND	mg/kg	0.0042	0.00076	1		09/22/20 22:03	156-60-5	
Methylene Chloride	**0.0018J**	mg/kg	0.017	0.00084	1		09/22/20 22:03	75-09-2	
Tetrachloroethene	ND UJ	mg/kg	0.0042	0.00073	1		09/22/20 22:03	127-18-4	
1,1,1-Trichloroethane	**1.8**	mg/kg	0.21	0.025	50		09/23/20 17:55	71-55-6	
Trichloroethene	**0.049**	mg/kg	0.0042	0.00062	1		09/22/20 22:03	79-01-6	
Vinyl chloride	ND	mg/kg	0.0042	0.00037	1		09/22/20 22:03	75-01-4	
Surrogates									
Dibromofluoromethane (S)	114	%.	73-133		1		09/22/20 22:03	1868-53-7	
Toluene-d8 (S)	122	%.	73-130		1		09/22/20 22:03	2037-26-5	
4-Bromofluorobenzene (S)	68	%.	55-129		1		09/22/20 22:03	460-00-4	
Percent Moisture	Analytical Method: SM 2540G								
	Pace Analytical Services - Indianapolis								
Percent Moisture	**9.7**	%	0.10	0.10	1		09/22/20 11:45		N2

10/26/20

Pace Analytical Services, LLC
7726 Moller Road
Indianapolis, IN 46268
(317)228-3100

ANALYTICAL RESULTS

Project: Amphenol IN AMP 18.02
Pace Project No.: 50267802

Sample: GP-42 SL (17.75-18.25) **Lab ID: 50267802031** Collected: 09/18/20 09:19 Received: 09/18/20 15:38 Matrix: Solid

Results reported on a "dry weight" basis and are adjusted for percent moisture, sample size and any dilutions.

Parameters	Results	Units	Report Limit	MDL	DF	Prepared	Analyzed	CAS No.	Qual
8260 MSV 5035A VOA	Analytical Method: EPA 8260								
	Pace Analytical Services - Indianapolis								
1,1-Dichloroethane	**0.0072**	mg/kg	0.0050	0.00037	1		09/22/20 08:07	75-34-3	
1,2-Dichloroethane	ND	mg/kg	0.0050	0.00040	1		09/22/20 08:07	107-06-2	
cis-1,2-Dichloroethene	ND	mg/kg	0.0050	0.00031	1		09/22/20 08:07	156-59-2	
trans-1,2-Dichloroethene	ND	mg/kg	0.0050	0.00023	1		09/22/20 08:07	156-60-5	
Methylene Chloride	ND	mg/kg	0.020	0.0024	1		09/22/20 08:07	75-09-2	
Tetrachloroethene	**0.0020J**	mg/kg	0.0050	0.00030	1		09/22/20 08:07	127-18-4	
1,1,1-Trichloroethane	**0.076**	mg/kg	0.0050	0.00022	1		09/22/20 08:07	71-55-6	
Trichloroethene	**0.066**	mg/kg	0.0050	0.00020	1		09/22/20 08:07	79-01-6	
Vinyl chloride	ND	mg/kg	0.0050	0.00018	1		09/22/20 08:07	75-01-4	
Surrogates									
Dibromofluoromethane (S)	99	%.	73-133		1		09/22/20 08:07	1868-53-7	
Toluene-d8 (S)	105	%.	73-130		1		09/22/20 08:07	2037-26-5	
4-Bromofluorobenzene (S)	91	%.	55-129		1		09/22/20 08:07	460-00-4	
Percent Moisture	Analytical Method: SM 2540G								
	Pace Analytical Services - Indianapolis								
Percent Moisture	**7.7**	%	0.10	0.10	1		09/22/20 11:45		N2

This report shall not be reproduced, except in full,
without the written consent of Pace Analytical Services, LLC.

10/26/20

Pace Analytical Services, LLC
7726 Moller Road
Indianapolis, IN 46268
(317)228-3100

ANALYTICAL RESULTS

Project: Amphenol IN AMP 18.02
Pace Project No.: 50267802

Sample: GP-42 SL (15-15.5) **Lab ID: 50267802032** Collected: 09/18/20 09:23 Received: 09/18/20 15:38 Matrix: Solid

Results reported on a "dry weight" basis and are adjusted for percent moisture, sample size and any dilutions.

Parameters	Results	Units	Report Limit	MDL	DF	Prepared	Analyzed	CAS No.	Qual
8260 MSV 5035A VOA	Analytical Method: EPA 8260								
	Pace Analytical Services - Indianapolis								
1,1-Dichloroethane	**0.0016J**	mg/kg	0.0051	0.00038	1		09/22/20 08:31	75-34-3	
1,2-Dichloroethane	ND	mg/kg	0.0051	0.00041	1		09/22/20 08:31	107-06-2	
cis-1,2-Dichloroethene	ND	mg/kg	0.0051	0.00032	1		09/22/20 08:31	156-59-2	
trans-1,2-Dichloroethene	ND	mg/kg	0.0051	0.00023	1		09/22/20 08:31	156-60-5	
Methylene Chloride	ND	mg/kg	0.020	0.0025	1		09/22/20 08:31	75-09-2	
Tetrachloroethene	**0.019**	mg/kg	0.0051	0.00031	1		09/22/20 08:31	127-18-4	
1,1,1-Trichloroethane	**0.030**	mg/kg	0.0051	0.00022	1		09/22/20 08:31	71-55-6	
Trichloroethene	**0.073**	mg/kg	0.0051	0.00020	1		09/22/20 08:31	79-01-6	
Vinyl chloride	ND	mg/kg	0.0051	0.00018	1		09/22/20 08:31	75-01-4	
Surrogates									
Dibromofluoromethane (S)	96	%.	73-133		1		09/22/20 08:31	1868-53-7	
Toluene-d8 (S)	103	%.	73-130		1		09/22/20 08:31	2037-26-5	
4-Bromofluorobenzene (S)	94	%.	55-129		1		09/22/20 08:31	460-00-4	
Percent Moisture	Analytical Method: SM 2540G								
	Pace Analytical Services - Indianapolis								
Percent Moisture	**7.1**	%	0.10	0.10	1		09/22/20 11:45		N2

This report shall not be reproduced, except in full,
without the written consent of Pace Analytical Services, LLC.

10/26/20

Pace Analytical Services, LLC
7726 Moller Road
Indianapolis, IN 46268
(317)228-3100

ANALYTICAL RESULTS

Project: Amphenol IN AMP 18.02
Pace Project No.: 50267802

Sample: GP-43 SL (14.5-15) **Lab ID: 50267802033** Collected: 09/18/20 09:34 Received: 09/18/20 15:38 Matrix: Solid

Results reported on a "dry weight" basis and are adjusted for percent moisture, sample size and any dilutions.

Parameters	Results	Units	Report Limit	MDL	DF	Prepared	Analyzed	CAS No.	Qual
8260 MSV 5035A VOA	Analytical Method: EPA 8260								
	Pace Analytical Services - Indianapolis								
1,1-Dichloroethane	**1.1**	mg/kg	0.24	0.038	50		09/24/20 05:27	75-34-3	
1,2-Dichloroethane	ND	mg/kg	0.0053	0.00079	1		09/22/20 20:02	107-06-2	
cis-1,2-Dichloroethene	**0.0026J**	mg/kg	0.0053	0.0011	1		09/22/20 20:02	156-59-2	
trans-1,2-Dichloroethene	ND	mg/kg	0.0053	0.00087	1		09/22/20 20:02	156-60-5	
Methylene Chloride	**0.0044J**	mg/kg	0.021	0.0025	1		09/22/20 20:02	75-09-2	
Tetrachloroethene	**0.0013J**	mg/kg	0.0053	0.00062	1		09/22/20 20:02	127-18-4	
1,1,1-Trichloroethane	**1.6**	mg/kg	0.24	0.028	50		09/24/20 05:27	71-55-6	
Trichloroethene	**0.30**	mg/kg	0.0053	0.0010	1		09/22/20 20:02	79-01-6	
Vinyl chloride	ND	mg/kg	0.0053	0.00030	1		09/22/20 20:02	75-01-4	
Surrogates									
Dibromofluoromethane (S)	108	%.	73-133		1		09/22/20 20:02	1868-53-7	
Toluene-d8 (S)	120	%.	73-130		1		09/22/20 20:02	2037-26-5	
4-Bromofluorobenzene (S)	65	%.	55-129		1		09/22/20 20:02	460-00-4	
Percent Moisture	Analytical Method: SM 2540G								
	Pace Analytical Services - Indianapolis								
Percent Moisture	**4.9**	%	0.10	0.10	1		09/22/20 11:45		N2

This report shall not be reproduced, except in full,
without the written consent of Pace Analytical Services, LLC.

10/26/20

Pace Analytical Services, LLC
7726 Moller Road
Indianapolis, IN 46268
(317)228-3100

ANALYTICAL RESULTS

Project: Amphenol IN AMP 18.02
Pace Project No.: 50267802

Sample: GP-43 SL (14-14.5) **Lab ID: 50267802034** Collected: 09/18/20 09:36 Received: 09/18/20 15:38 Matrix: Solid

Results reported on a "dry weight" basis and are adjusted for percent moisture, sample size and any dilutions.

Parameters	Results	Units	Report Limit	MDL	DF	Prepared	Analyzed	CAS No.	Qual
8260 MSV 5035A VOA	Analytical Method: EPA 8260								
	Pace Analytical Services - Indianapolis								
1,1-Dichloroethane	ND	mg/kg	0.0046	0.00059	1		09/22/20 20:37	75-34-3	
1,2-Dichloroethane	ND	mg/kg	0.0046	0.00070	1		09/22/20 20:37	107-06-2	
cis-1,2-Dichloroethene	ND	mg/kg	0.0046	0.00094	1		09/22/20 20:37	156-59-2	
trans-1,2-Dichloroethene	ND	mg/kg	0.0046	0.00077	1		09/22/20 20:37	156-60-5	
Methylene Chloride	ND	mg/kg	0.019	0.0022	1		09/22/20 20:37	75-09-2	
Tetrachloroethene	**0.045**	mg/kg	0.0046	0.00055	1		09/22/20 20:37	127-18-4	
1,1,1-Trichloroethane	**0.037**	mg/kg	0.0046	0.00055	1		09/22/20 20:37	71-55-6	
Trichloroethene	**0.11**	mg/kg	0.0046	0.00089	1		09/22/20 20:37	79-01-6	
Vinyl chloride	ND	mg/kg	0.0046	0.00027	1		09/22/20 20:37	75-01-4	
Surrogates									
Dibromofluoromethane (S)	107	%.	73-133		1		09/22/20 20:37	1868-53-7	
Toluene-d8 (S)	112	%.	73-130		1		09/22/20 20:37	2037-26-5	
4-Bromofluorobenzene (S)	71	%.	55-129		1		09/22/20 20:37	460-00-4	
Percent Moisture	Analytical Method: SM 2540G								
	Pace Analytical Services - Indianapolis								
Percent Moisture	**7.3**	%	0.10	0.10	1		09/22/20 11:45		N2

REPORT OF LABORATORY ANALYSIS

This report shall not be reproduced, except in full,
without the written consent of Pace Analytical Services, LLC.

10/28/20

Pace Analytical Services, LLC
7726 Moller Road
Indianapolis, IN 46268
(317)228-3100

ANALYTICAL RESULTS

Project: Amphenol IN AMP 18.02
Pace Project No.: 50267802

Sample: GP-43 SL (13-13.5) **Lab ID: 50267802035** Collected: 09/18/20 09:38 Received: 09/18/20 15:38 Matrix: Solid

Results reported on a "dry weight" basis and are adjusted for percent moisture, sample size and any dilutions.

Parameters	Results	Units	Report Limit	MDL	DF	Prepared	Analyzed	CAS No.	Qual
8260 MSV 5035A VOA	Analytical Method: EPA 8260								
	Pace Analytical Services - Indianapolis								
1,1-Dichloroethane	ND	mg/kg	0.0053	0.00068	1		09/22/20 21:12	75-34-3	
1,2-Dichloroethane	ND	mg/kg	0.0053	0.00081	1		09/22/20 21:12	107-06-2	
cis-1,2-Dichloroethene	ND	mg/kg	0.0053	0.0011	1		09/22/20 21:12	156-59-2	
trans-1,2-Dichloroethene	ND	mg/kg	0.0053	0.00088	1		09/22/20 21:12	156-60-5	
Methylene Chloride	**0.0054J**	mg/kg	0.021	0.0025	1		09/22/20 21:12	75-09-2	
Tetrachloroethene	**0.011**	mg/kg	0.0053	0.00063	1		09/22/20 21:12	127-18-4	
1,1,1-Trichloroethane	**0.0063**	mg/kg	0.0053	0.00063	1		09/22/20 21:12	71-55-6	
Trichloroethene	**0.019**	mg/kg	0.0053	0.0010	1		09/22/20 21:12	79-01-6	
Vinyl chloride	ND	mg/kg	0.0053	0.00031	1		09/22/20 21:12	75-01-4	
Surrogates									
Dibromofluoromethane (S)	104	%.	73-133		1		09/22/20 21:12	1868-53-7	
Toluene-d8 (S)	100	%.	73-130		1		09/22/20 21:12	2037-26-5	
4-Bromofluorobenzene (S)	83	%.	55-129		1		09/22/20 21:12	460-00-4	
Percent Moisture	Analytical Method: SM 2540G								
	Pace Analytical Services - Indianapolis								
Percent Moisture	**5.0**	%	0.10	0.10	1		09/22/20 11:45		N2

This report shall not be reproduced, except in full,
without the written consent of Pace Analytical Services, LLC.

10/26/20

Pace Analytical Services, LLC
7726 Moller Road
Indianapolis, IN 46268
(317)228-3100

ANALYTICAL RESULTS

Project: Amphenol IN AMP 18.02
Pace Project No.: 50267802

Sample: GP-43 SL (13.5-14) **Lab ID: 50267802036** Collected: 09/18/20 09:40 Received: 09/18/20 15:38 Matrix: Solid

Results reported on a "dry weight" basis and are adjusted for percent moisture, sample size and any dilutions.

Parameters	Results	Units	Report Limit	MDL	DF	Prepared	Analyzed	CAS No.	Qual
8260 MSV 5035A VOA	Analytical Method: EPA 8260								
	Pace Analytical Services - Indianapolis								
1,1-Dichloroethane	ND	mg/kg	0.0050	0.00064	1		09/22/20 21:46	75-34-3	
1,2-Dichloroethane	ND	mg/kg	0.0050	0.00076	1		09/22/20 21:46	107-06-2	
cis-1,2-Dichloroethene	ND	mg/kg	0.0050	0.0010	1		09/22/20 21:46	156-59-2	
trans-1,2-Dichloroethene	ND	mg/kg	0.0050	0.00083	1		09/22/20 21:46	156-60-5	
Methylene Chloride	**0.0037J**	mg/kg	0.020	0.0024	1		09/22/20 21:46	75-09-2	
Tetrachloroethene	**0.020**	mg/kg	0.0050	0.00059	1		09/22/20 21:46	127-18-4	
1,1,1-Trichloroethane	**0.011**	mg/kg	0.0050	0.00060	1		09/22/20 21:46	71-55-6	
Trichloroethene	**0.035**	mg/kg	0.0050	0.00097	1		09/22/20 21:46	79-01-6	
Vinyl chloride	ND	mg/kg	0.0050	0.00029	1		09/22/20 21:46	75-01-4	
Surrogates									
Dibromofluoromethane (S)	106	%.	73-133		1		09/22/20 21:46	1868-53-7	
Toluene-d8 (S)	102	%.	73-130		1		09/22/20 21:46	2037-26-5	
4-Bromofluorobenzene (S)	78	%.	55-129		1		09/22/20 21:46	460-00-4	
Percent Moisture	Analytical Method: SM 2540G								
	Pace Analytical Services - Indianapolis								
Percent Moisture	**3.7**	%	0.10	0.10	1		09/22/20 11:46		N2

10/26/20

Pace Analytical Services, LLC
7726 Moller Road
Indianapolis, IN 46268
(317)228-3100

ANALYTICAL RESULTS

Project: Amphenol IN AMP 18.02
Pace Project No.: 50267802

Sample: GP-44 SL (13.75-14.25) **Lab ID: 50267802037** Collected: 09/18/20 10:05 Received: 09/18/20 15:38 Matrix: Solid

Results reported on a "dry weight" basis and are adjusted for percent moisture, sample size and any dilutions.

Parameters	Results	Units	Report Limit	MDL	DF	Prepared	Analyzed	CAS No.	Qual
8260 MSV 5035A VOA	Analytical Method: EPA 8260								
	Pace Analytical Services - Indianapolis								
1,1-Dichloroethane	ND	mg/kg	0.0044	0.00056	1		09/22/20 22:21	75-34-3	
1,2-Dichloroethane	ND	mg/kg	0.0044	0.00067	1		09/22/20 22:21	107-06-2	
cis-1,2-Dichloroethene	ND	mg/kg	0.0044	0.00089	1		09/22/20 22:21	156-59-2	
trans-1,2-Dichloroethene	ND	mg/kg	0.0044	0.00073	1		09/22/20 22:21	156-60-5	
Methylene Chloride	**0.0029J**	mg/kg	0.018	0.0021	1		09/22/20 22:21	75-09-2	
Tetrachloroethene	ND	mg/kg	0.0044	0.00052	1		09/22/20 22:21	127-18-4	
1,1,1-Trichloroethane	ND	mg/kg	0.0044	0.00052	1		09/22/20 22:21	71-55-6	
Trichloroethene	ND	mg/kg	0.0044	0.00085	1		09/22/20 22:21	79-01-6	
Vinyl chloride	ND	mg/kg	0.0044	0.00025	1		09/22/20 22:21	75-01-4	
Surrogates									
Dibromofluoromethane (S)	100	%.	73-133		1		09/22/20 22:21	1868-53-7	
Toluene-d8 (S)	98	%.	73-130		1		09/22/20 22:21	2037-26-5	
4-Bromofluorobenzene (S)	85	%.	55-129		1		09/22/20 22:21	460-00-4	
Percent Moisture	Analytical Method: SM 2540G								
	Pace Analytical Services - Indianapolis								
Percent Moisture	**11.9**	%	0.10	0.10	1		09/22/20 11:46		N2

This report shall not be reproduced, except in full,
without the written consent of Pace Analytical Services, LLC.

10/26/20

Pace Analytical Services, LLC
7726 Moller Road
Indianapolis, IN 46268
(317)228-3100

ANALYTICAL RESULTS

Project: Amphenol IN AMP 18.02
Pace Project No.: 50267802

Sample: GP-44 SL (17.25-17.75) **Lab ID: 50267802038** Collected: 09/18/20 10:07 Received: 09/18/20 15:38 Matrix: Solid

Results reported on a "dry weight" basis and are adjusted for percent moisture, sample size and any dilutions.

Parameters	Results	Units	Report Limit	MDL	DF	Prepared	Analyzed	CAS No.	Qual
8260 MSV 5035A VOA	Analytical Method: EPA 8260								
	Pace Analytical Services - Indianapolis								
1,1-Dichloroethane	ND	mg/kg	0.0042	0.00053	1		09/22/20 22:55	75-34-3	
1,2-Dichloroethane	ND	mg/kg	0.0042	0.00063	1		09/22/20 22:55	107-06-2	
cis-1,2-Dichloroethene	ND	mg/kg	0.0042	0.00085	1		09/22/20 22:55	156-59-2	
trans-1,2-Dichloroethene	ND	mg/kg	0.0042	0.00069	1		09/22/20 22:55	156-60-5	
Methylene Chloride	ND	mg/kg	0.017	0.0020	1		09/22/20 22:55	75-09-2	
Tetrachloroethene	ND	mg/kg	0.0042	0.00049	1		09/22/20 22:55	127-18-4	
1,1,1-Trichloroethane	ND	mg/kg	0.0042	0.00050	1		09/22/20 22:55	71-55-6	
Trichloroethene	ND	mg/kg	0.0042	0.00080	1		09/22/20 22:55	79-01-6	
Vinyl chloride	ND	mg/kg	0.0042	0.00024	1		09/22/20 22:55	75-01-4	
Surrogates									
Dibromofluoromethane (S)	107	%.	73-133		1		09/22/20 22:55	1868-53-7	
Toluene-d8 (S)	121	%.	73-130		1		09/22/20 22:55	2037-26-5	
4-Bromofluorobenzene (S)	69	%.	55-129		1		09/22/20 22:55	460-00-4	
Percent Moisture	Analytical Method: SM 2540G								
	Pace Analytical Services - Indianapolis								
Percent Moisture	**6.7**	%	0.10	0.10	1		09/22/20 11:46		N2

This report shall not be reproduced, except in full,
without the written consent of Pace Analytical Services, LLC.

10/26/20

Pace Analytical Services, LLC
7726 Moller Road
Indianapolis, IN 46268
(317)228-3100

ANALYTICAL RESULTS

Project: Amphenol IN AMP 18.02
Pace Project No.: 50267802

Sample: GP-44 SL (16.75-17.25) **Lab ID: 50267802039** Collected: 09/18/20 10:10 Received: 09/18/20 15:38 Matrix: Solid

Results reported on a "dry weight" basis and are adjusted for percent moisture, sample size and any dilutions.

Parameters	Results	Units	Report Limit	MDL	DF	Prepared	Analyzed	CAS No.	Qual
8260 MSV 5035A VOA	Analytical Method: EPA 8260								
	Pace Analytical Services - Indianapolis								
1,1-Dichloroethane	ND	mg/kg	0.0044	0.00056	1		09/22/20 23:30	75-34-3	
1,2-Dichloroethane	ND	mg/kg	0.0044	0.00067	1		09/22/20 23:30	107-06-2	
cis-1,2-Dichloroethene	ND	mg/kg	0.0044	0.00090	1		09/22/20 23:30	156-59-2	
trans-1,2-Dichloroethene	ND	mg/kg	0.0044	0.00073	1		09/22/20 23:30	156-60-5	
Methylene Chloride	ND	mg/kg	0.018	0.0021	1		09/22/20 23:30	75-09-2	
Tetrachloroethene	ND	mg/kg	0.0044	0.00052	1		09/22/20 23:30	127-18-4	
1,1,1-Trichloroethane	ND	mg/kg	0.0044	0.00052	1		09/22/20 23:30	71-55-6	
Trichloroethene	ND	mg/kg	0.0044	0.00085	1		09/22/20 23:30	79-01-6	
Vinyl chloride	ND	mg/kg	0.0044	0.00025	1		09/22/20 23:30	75-01-4	
Surrogates									
Dibromofluoromethane (S)	105	%.	73-133		1		09/22/20 23:30	1868-53-7	
Toluene-d8 (S)	105	%.	73-130		1		09/22/20 23:30	2037-26-5	
4-Bromofluorobenzene (S)	76	%.	55-129		1		09/22/20 23:30	460-00-4	
Percent Moisture	Analytical Method: SM 2540G								
	Pace Analytical Services - Indianapolis								
Percent Moisture	**8.1**	%	0.10	0.10	1		09/22/20 11:46		N2

This report shall not be reproduced, except in full,
without the written consent of Pace Analytical Services, LLC.

10/26/20

Pace Analytical Services, LLC
7726 Moller Road
Indianapolis, IN 46268
(317)228-3100

ANALYTICAL RESULTS

Project: Amphenol IN AMP 18.02
Pace Project No.: 50267802

Sample: GP-44 SL (16-16.5) **Lab ID: 50267802040** Collected: 09/18/20 10:13 Received: 09/18/20 15:38 Matrix: Solid

Results reported on a "dry weight" basis and are adjusted for percent moisture, sample size and any dilutions.

Parameters	Results	Units	Report Limit	MDL	DF	Prepared	Analyzed	CAS No.	Qual
8260 MSV 5035A VOA	Analytical Method: EPA 8260								
	Pace Analytical Services - Indianapolis								
1,1-Dichloroethane	ND	mg/kg	0.0050	0.00063	1		09/23/20 00:05	75-34-3	
1,2-Dichloroethane	ND	mg/kg	0.0050	0.00075	1		09/23/20 00:05	107-06-2	
cis-1,2-Dichloroethene	ND	mg/kg	0.0050	0.0010	1		09/23/20 00:05	156-59-2	
trans-1,2-Dichloroethene	ND	mg/kg	0.0050	0.00082	1		09/23/20 00:05	156-60-5	
Methylene Chloride	ND	mg/kg	0.020	0.0023	1		09/23/20 00:05	75-09-2	
Tetrachloroethene	ND	mg/kg	0.0050	0.00059	1		09/23/20 00:05	127-18-4	
1,1,1-Trichloroethane	**0.0010J**	mg/kg	0.0050	0.00059	1		09/23/20 00:05	71-55-6	
Trichloroethene	ND	mg/kg	0.0050	0.00095	1		09/23/20 00:05	79-01-6	
Vinyl chloride	ND	mg/kg	0.0050	0.00028	1		09/23/20 00:05	75-01-4	
Surrogates									
Dibromofluoromethane (S)	103	%.	73-133		1		09/23/20 00:05	1868-53-7	
Toluene-d8 (S)	104	%.	73-130		1		09/23/20 00:05	2037-26-5	
4-Bromofluorobenzene (S)	78	%.	55-129		1		09/23/20 00:05	460-00-4	
Percent Moisture	Analytical Method: SM 2540G								
	Pace Analytical Services - Indianapolis								
Percent Moisture	**14.1**	%	0.10	0.10	1		09/22/20 11:46		N2

REPORT OF LABORATORY ANALYSIS

This report shall not be reproduced, except in full,
without the written consent of Pace Analytical Services, LLC.

10/26/20

Pace Analytical Services, LLC
7726 Moller Road
Indianapolis, IN 46268
(317)228-3100

ANALYTICAL RESULTS

Project: Amphenol IN AMP 18.02
Pace Project No.: 50267802

Sample: FD-4 SL **Lab ID: 50267802041** Collected: 09/17/20 08:00 Received: 09/18/20 15:38 Matrix: Solid

Results reported on a "dry weight" basis and are adjusted for percent moisture, sample size and any dilutions.

Parameters	Results	Units	Report Limit	MDL	DF	Prepared	Analyzed	CAS No.	Qual
8260 MSV 5035A VOA	Analytical Method: EPA 8260								
	Pace Analytical Services - Indianapolis								
1,1-Dichloroethane	**0.0097**	mg/kg	0.0040	0.00051	1		09/23/20 05:52	75-34-3	
1,2-Dichloroethane	ND	mg/kg	0.0040	0.00061	1		09/23/20 05:52	107-06-2	
cis-1,2-Dichloroethene	**0.0021J**	mg/kg	0.0040	0.00082	1		09/23/20 05:52	156-59-2	
trans-1,2-Dichloroethene	ND	mg/kg	0.0040	0.00067	1		09/23/20 05:52	156-60-5	
Methylene Chloride	ND	mg/kg	0.016	0.0019	1		09/23/20 05:52	75-09-2	
Tetrachloroethene	**0.10**	mg/kg	0.0040	0.00048	1		09/23/20 05:52	127-18-4	
1,1,1-Trichloroethane	**0.00072J**	mg/kg	0.0040	0.00048	1		09/23/20 05:52	71-55-6	
Trichloroethene	**8.3**	mg/kg	0.38	0.057	100		09/24/20 06:36	79-01-6	
Vinyl chloride	ND	mg/kg	0.0040	0.00023	1		09/23/20 05:52	75-01-4	
Surrogates									
Dibromofluoromethane (S)	100	%.	73-133		1		09/23/20 05:52	1868-53-7	
Toluene-d8 (S)	120	%.	73-130		1		09/23/20 05:52	2037-26-5	
4-Bromofluorobenzene (S)	66	%.	55-129		1		09/23/20 05:52	460-00-4	
Percent Moisture	Analytical Method: SM 2540G								
	Pace Analytical Services - Indianapolis								
Percent Moisture	**8.0**	%	0.10	0.10	1		09/22/20 11:46		N2

This report shall not be reproduced, except in full,
without the written consent of Pace Analytical Services, LLC.

10/26/20

Pace Analytical Services, LLC
7726 Moller Road
Indianapolis, IN 46268
(317)228-3100

ANALYTICAL RESULTS

Project: Amphenol IN AMP 18.02
Pace Project No.: 50267802

Sample: FD-5 SL **Lab ID: 50267802042** Collected: 09/17/20 08:00 Received: 09/18/20 15:38 Matrix: Solid

Results reported on a "dry weight" basis and are adjusted for percent moisture, sample size and any dilutions.

Parameters	Results	Units	Report Limit	MDL	DF	Prepared	Analyzed	CAS No.	Qual
8260 MSV 5035A VOA	Analytical Method: EPA 8260								
	Pace Analytical Services - Indianapolis								
1,1-Dichloroethane	ND	mg/kg	0.0050	0.00080	1		09/22/20 22:38	75-34-3	
1,2-Dichloroethane	ND	mg/kg	0.0050	0.00054	1		09/22/20 22:38	107-06-2	
cis-1,2-Dichloroethene	ND	mg/kg	0.0050	0.00062	1		09/22/20 22:38	156-59-2	
trans-1,2-Dichloroethene	ND	mg/kg	0.0050	0.00090	1		09/22/20 22:38	156-60-5	
Methylene Chloride	**0.0012J**	mg/kg	0.020	0.0010	1		09/22/20 22:38	75-09-2	
Tetrachloroethene	**0.012**	mg/kg	0.0050	0.00086	1		09/22/20 22:38	127-18-4	
1,1,1-Trichloroethane	ND	mg/kg	0.0050	0.00059	1		09/22/20 22:38	71-55-6	
Trichloroethene	ND	mg/kg	0.0050	0.00074	1		09/22/20 22:38	79-01-6	
Vinyl chloride	ND	mg/kg	0.0050	0.00044	1		09/22/20 22:38	75-01-4	
Surrogates									
Dibromofluoromethane (S)	105	%.	73-133		1		09/22/20 22:38	1868-53-7	
Toluene-d8 (S)	99	%.	73-130		1		09/22/20 22:38	2037-26-5	
4-Bromofluorobenzene (S)	83	%.	55-129		1		09/22/20 22:38	460-00-4	
Percent Moisture	Analytical Method: SM 2540G								
	Pace Analytical Services - Indianapolis								
Percent Moisture	**7.2**	%	0.10	0.10	1		09/22/20 11:46		N2

10/26/20

Pace Analytical Services, LLC
7726 Moller Road
Indianapolis, IN 46268
(317)228-3100

ANALYTICAL RESULTS

Project: Amphenol IN AMP 18.02
Pace Project No.: 50267802

Sample: FD-6 SL **Lab ID: 50267802043** Collected: 09/18/20 08:00 Received: 09/18/20 15:38 Matrix: Solid

Results reported on a "dry weight" basis and are adjusted for percent moisture, sample size and any dilutions.

Parameters	Results	Units	Report Limit	MDL	DF	Prepared	Analyzed	CAS No.	Qual
8260 MSV 5035A VOA	Analytical Method: EPA 8260								
	Pace Analytical Services - Indianapolis								
1,1-Dichloroethane	ND	mg/kg	0.0047	0.00075	1		09/22/20 23:13	75-34-3	
1,2-Dichloroethane	ND	mg/kg	0.0047	0.00051	1		09/22/20 23:13	107-06-2	
cis-1,2-Dichloroethene	ND	mg/kg	0.0047	0.00058	1		09/22/20 23:13	156-59-2	
trans-1,2-Dichloroethene	ND	mg/kg	0.0047	0.00084	1		09/22/20 23:13	156-60-5	
Methylene Chloride	ND	mg/kg	0.019	0.00094	1		09/22/20 23:13	75-09-2	
Tetrachloroethene	**0.058**	mg/kg	0.0047	0.00081	1		09/22/20 23:13	127-18-4	
1,1,1-Trichloroethane	**0.026**	mg/kg	0.0047	0.00055	1		09/22/20 23:13	71-55-6	
Trichloroethene	**0.058**	mg/kg	0.0047	0.00069	1		09/22/20 23:13	79-01-6	
Vinyl chloride	ND	mg/kg	0.0047	0.00041	1		09/22/20 23:13	75-01-4	
Surrogates									
Dibromofluoromethane (S)	104	%.	73-133		1		09/22/20 23:13	1868-53-7	
Toluene-d8 (S)	103	%.	73-130		1		09/22/20 23:13	2037-26-5	
4-Bromofluorobenzene (S)	77	%.	55-129		1		09/22/20 23:13	460-00-4	
Percent Moisture	Analytical Method: SM 2540G								
	Pace Analytical Services - Indianapolis								
Percent Moisture	**9.8**	%	0.10	0.10	1		09/22/20 11:46		N2

This report shall not be reproduced, except in full,
without the written consent of Pace Analytical Services, LLC.

Pace Analytical Services, LLC
7726 Moller Road
Indianapolis, IN 46268
(317)228-3100

ANALYTICAL RESULTS

Project: Amphenol IN AMP 18.02
Pace Project No.: 50267802

Sample: EB-2 WT **Lab ID: 50267802044** Collected: 09/17/20 15:52 Received: 09/18/20 15:38 Matrix: Water

Parameters	Results	Units	Report Limit	MDL	DF	Prepared	Analyzed	CAS No.	Qual
8260/5030 MSV	Analytical Method: EPA 8260								
	Pace Analytical Services - Indianapolis								
1,1-Dichloroethane	ND	ug/L	5.0	0.26	1		09/22/20 03:39	75-34-3	
1,2-Dichloroethane	ND	ug/L	5.0	0.27	1		09/22/20 03:39	107-06-2	
cis-1,2-Dichloroethene	ND	ug/L	5.0	0.16	1		09/22/20 03:39	156-59-2	
trans-1,2-Dichloroethene	ND	ug/L	5.0	0.23	1		09/22/20 03:39	156-60-5	
Methylene Chloride	ND	ug/L	5.0	2.4	1		09/22/20 03:39	75-09-2	L1
Tetrachloroethene	ND	ug/L	5.0	0.22	1		09/22/20 03:39	127-18-4	
1,1,1-Trichloroethane	ND	ug/L	5.0	0.25	1		09/22/20 03:39	71-55-6	
Trichloroethene	ND	ug/L	5.0	0.26	1		09/22/20 03:39	79-01-6	
Vinyl chloride	ND	ug/L	2.0	0.13	1		09/22/20 03:39	75-01-4	L1
Surrogates									
Dibromofluoromethane (S)	93	%.	75-120		1		09/22/20 03:39	1868-53-7	
4-Bromofluorobenzene (S)	102	%.	85-116		1		09/22/20 03:39	460-00-4	
Toluene-d8 (S)	101	%.	83-111		1		09/22/20 03:39	2037-26-5	

This report shall not be reproduced, except in full,
without the written consent of Pace Analytical Services, LLC.

10/26/20

Pace Analytical Services, LLC
7726 Moller Road
Indianapolis, IN 46268
(317)228-3100

ANALYTICAL RESULTS

Project: Amphenol IN AMP 18.02
Pace Project No.: 50267802

Sample: TB-2 WT **Lab ID: 50267802045** Collected: 09/17/20 15:55 Received: 09/18/20 15:38 Matrix: Water

Parameters	Results	Units	Report Limit	MDL	DF	Prepared	Analyzed	CAS No.	Qual
8260/5030 MSV	Analytical Method: EPA 8260								
	Pace Analytical Services - Indianapolis								
1,1-Dichloroethane	ND	ug/L	5.0	0.26	1		09/22/20 04:04	75-34-3	
1,2-Dichloroethane	ND	ug/L	5.0	0.27	1		09/22/20 04:04	107-06-2	
cis-1,2-Dichloroethene	ND	ug/L	5.0	0.16	1		09/22/20 04:04	156-59-2	
trans-1,2-Dichloroethene	ND	ug/L	5.0	0.23	1		09/22/20 04:04	156-60-5	
Methylene Chloride	ND	ug/L	5.0	2.4	1		09/22/20 04:04	75-09-2	L1
Tetrachloroethene	ND	ug/L	5.0	0.22	1		09/22/20 04:04	127-18-4	
1,1,1-Trichloroethane	ND	ug/L	5.0	0.25	1		09/22/20 04:04	71-55-6	
Trichloroethene	ND	ug/L	5.0	0.26	1		09/22/20 04:04	79-01-6	
Vinyl chloride	ND	ug/L	2.0	0.13	1		09/22/20 04:04	75-01-4	L1
Surrogates									
Dibromofluoromethane (S)	100	%.	75-120		1		09/22/20 04:04	1868-53-7	
4-Bromofluorobenzene (S)	97	%.	85-116		1		09/22/20 04:04	460-00-4	
Toluene-d8 (S)	98	%.	83-111		1		09/22/20 04:04	2037-26-5	

10/26/20

LDC #: 49388A1a

SDG #: 50267802

Laboratory: Pace Analytical Services, LLC

VALIDATION COMPLETENESS WORKSHEET

Level III/IV

Date: 10/23/20

Page: 1 of 2

Reviewer: SVG

2nd Reviewer: [illegible]

METHOD: GC/MS Volatiles (EPA SW 846 Method 8260C)

The samples listed below were reviewed for each of the following validation areas. Validation findings are noted in attached validation findings worksheets.

	Validation Area		Comments
I.	Sample receipt/Technical holding times	A / A	
II.	GC/MS Instrument performance check	A	
III.	Initial calibration/ICV	A / A	ICAL ≤ 20% rr ICV ≤ 30%
IV.	Continuing calibration	SW	CCV ≤ 20%
V.	Laboratory Blanks	A	
VI.	Field blanks	ND	EB = 44 TB = 45
VII.	Surrogate spikes	A	
VIII.	Matrix spike/Matrix spike duplicates	A	
IX.	Laboratory control samples	SW	LCS
X.	Field duplicates	SW	D = 12/41, 21/42, 30/43
XI.	Internal standards	SW	
XII.	Compound quantitation RL/LOQ/LODs	SW	Not reviewed for Level III validation.
XIII.	Target compound identification	A	Not reviewed for Level III validation.
XIV.	System performance	A	Not reviewed for Level III validation.
XV.	Overall assessment of data	A	

Note: A = Acceptable; N = Not provided/applicable; SW = See worksheet; ND = No compounds detected; R = Rinsate; FB = Field blank; D = Duplicate; TB = Trip blank; EB = Equipment blank; SB=Source blank; OTHER:

** Indicates sample underwent Level IV validation

	Client ID	Lab ID	Matrix	Date
1 2	GP-36 SL (14.25-14.75)	50267802001	Soil	09/17/20
2 4	GP-36 SL (20.50-21)	50267802002	Soil	09/17/20
3 4	GP-36 SL (21-21.5)	50267802003	Soil	09/17/20
4 5	GP-36 SL (20-20.5)	50267802004	Soil	09/17/20
5 8	GP-35 SL (13.5-14)	50267802005	Soil	09/17/20
6 6	GP-35 SL (20-20.5)	50267802006	Soil	09/17/20
7 6	GP-35 SL (19.5-20)	50267802007	Soil	09/17/20
8 6	GP-35 SL (18-18.5)	50267802008	Soil	09/17/20
9 6	GP-37 SL (14-14.5)	50267802009	Soil	09/17/20
10 6	GP-37 SL (21.5-22)	50267802010	Soil	09/17/20
11 6	GP-37 SL (22-22.5)**	50267802011**	Soil	09/17/20
12 6	GP-37 SL (22.5-23)	50267802012	Soil	09/17/20
13 7	GP-38 SL (14.5-15)	50267802013	Soil	09/17/20
14 7	GP-38 SL (19.5-20)**	50267802014**	Soil	09/17/20

LDC #: 49388A1a
SDG #: 50267802
Laboratory: Pace Analytical Services, LLC

VALIDATION COMPLETENESS WORKSHEET
Level III/IV

Date: 10/23/20
Page: 2 of 2
Reviewer: [illegible]
2nd Reviewer: [illegible]

METHOD: GC/MS Volatiles (EPA SW 846 Method 8260C

	Client ID	Lab ID	Matrix	Date
15 7	GP-38 SL (22.5-23)	50267802015	Soil	09/17/20
16 7	GP-38 SL (23-23.5)	50267802016	Soil	09/17/20
17 7	GP-39 SL (14.5-15)	50267802017	Soil	09/17/20
18 8	GP-39 SL (25-25.5)	50267802018	Soil	09/17/20
19 8	GP-39 SL (26-26.5)	50267802019	Soil	09/17/20
20 6	GP-39 SL (25.5-26)**	50267802020**	Soil	09/17/20
21 6	GP-40 SL (14.25-14.75)	50267802021	Soil	09/17/20
22 4	GP-40 SL (20.5-21)	50267802022	Soil	09/17/20
23 4	GP-40 SL (21-21.5)	50267802023	Soil	09/17/20
24 4	GP-40 SL (19.5-20)	50267802024	Soil	09/17/20
25 4	GP-41 SL (13.75-14.25)	50267802025	Soil	09/17/20
26 5	GP-41 SL (16-16.5)**	50267802026**	Soil	09/17/20
27 5	GP-41 SL (19-19.5)	50267802027	Soil	09/17/20
28 5	GP-41 SL (19.5-20)	50267802028	Soil	09/17/20
29 4	GP-42 SL (13.5-14)	50267802029	Soil	09/17/20
30 5	GP-42 SL (18.25-18.75)	50267802030	Soil	09/18/20
31 4	GP-42 SL (17.75-18.25)	50267802031	Soil	09/18/20
32 4	GP-42 SL (15-15.5)	50267802032	Soil	09/18/20
33 6	GP-43 SL (14.5-15)**	50267802033**	Soil	09/18/20
34 6	GP-43 SL (14-14.5)	50267802034	Soil	09/18/20
35 6	GP-43 SL (13-13.5)	50267802035	Soil	09/18/20
36 6	GP-43 SL (13.5-14)	50267802036	Soil	09/18/20
37 6	GP-44 SL (13.75-14.25)	50267802037	Soil	09/18/20
38 6	GP-44 SL (17.25-17.75)	50267802038	Soil	09/18/20
39 6	GP-44 SL (16.75-17.25)	50267802039	Soil	09/18/20
40 6	GP-44 SL (16-16.5)	50267802040	Soil	09/18/20
41 8	FD-4 SL D	50267802041	Soil	09/17/20
42 5	FD-5 SL D	50267802042	Soil	09/17/20
43 5	FD-6 SL D	50267802043	Soil	09/18/20
44 1	EB-2 WT	50267802044	Water	09/17/20
45 1	TB-2 WT	50267802045	Water	09/17/20
46 4	GP-42 SL (13.5-14)MS	50267802029MS	Soil	09/17/20
47 4	GP-42 SL (13.5-14)MSD	50267802029MSD	Soil	09/17/20
48				
49	1. 2688020-MB 2. 2687945-MB 3. 2687951-MB 4. 2688022-MB 5. 2688940-MB 6. 2688945-MB 7. 2688956-MB 8. 2689013-MB			

(Short list)

LDC #: 49388 A1a

VALIDATION FINDINGS CHECKLIST

Reviewer: JVG

Method: Volatiles (EPA SW 846 Method 8260C)

Validation Area	Yes	No	NA	Findings/Comments
I. Technical holding times				
Were all technical holding times met?	✓			
Was cooler temperature criteria met?	✓			
II. GC/MS Instrument performance check				
Were the BFB performance results reviewed and found to be within the specified criteria?	✓			
Were all samples analyzed within the 12 hour clock criteria?	✓			
IIIa. Initial calibration				
Did the laboratory perform a 5 point calibration prior to sample analysis?	✓			
Were all percent relative standard deviations (%RSD) ≤ 20% and relative response factors (RRF) within method criteria?	✓			
Was a curve fit used for evaluation? If yes, did the initial calibration meet the curve fit acceptance criteria of ≥ 0.990?	✓			
IIIb. Initial Calibration Verification				
Was an initial calibration verification standard analyzed after each initial calibration for each instrument?	✓			
Were all percent differences (%D) ≤ 30%?	✓			
IV. Continuing calibration				
Was a continuing calibration standard analyzed at least once every 12 hours for each instrument?	✓			
Were all percent differences (%D) ≤ 20% and relative response factors (RRF) within method criteria?		✓		
V. Laboratory Blanks				
Was a laboratory blank associated with every sample in this SDG?	✓			
Was a laboratory blank analyzed at least once every 12 hours for each matrix and concentration?	✓			
Was there contamination in the laboratory blanks?		✓		
VI. Field blanks				
Were field blanks were identified in this SDG?	✓			
Were target compounds detected in the field blanks?		✓		
VII. Surrogate spikes				
Were all surrogate percent recovery (%R) within QC limits?	✓			
If the percent recovery (%R) for one or more surrogates was out of QC limits, was a reanalysis performed to confirm samples with %R outside of criteria?			✓	
VIII. Matrix spike/Matrix spike duplicates				
Were matrix spike (MS) and matrix spike duplicate (MSD) analyzed in this SDG?	✓			
Were the MS/MSD percent recoveries (%R) and the relative percent differences (RPD) within the QC limits?		✓		

LDC #: 49388A1a

VALIDATION FINDINGS CHECKLIST

Reviewer: JVG

Validation Area	Yes	No	NA	Findings/Comments
IX. Laboratory control samples				
Was an LCS analyzed per analytical batch?	✓			
Were the LCS percent recoveries (%R) and relative percent difference (RPD) within the QC limits?		✓		
X. Field duplicates				
Were field duplicate pairs identified in this SDG?	✓			
Were target compounds detected in the field duplicates?	✓			
XI. Internal standards				
Were internal standard area counts within -50% to +100% of the associated calibration standard?		✓		
Were retention times within ± 30 seconds of the associated calibration standard?	✓			
XII. Compound quantitation				
Did the laboratory LOQs/RLs meet the QAPP LOQs/RLs?	✓			
Were the correct internal standard (IS), quantitation ion and relative response factor (RRF) used to quantitate the compound?	✓			
Were compound quantitation and RLs adjusted to reflect all sample dilutions and dry weight factors applicable to level IV validation?	✓			
XIII. Target compound identification				
Were relative retention times (RRT's) within ± 0.06 RRT units of the standard?	✓			
Did compound spectra meet specified EPA "Functional Guidelines" criteria?	✓			
Were chromatogram peaks verified and accounted for?	✓			
XIV. System performance				
System performance was found to be acceptable.	✓			
XV. Overall assessment of data				
Overall assessment of data was found to be acceptable.	✓			

TARGET COMPOUND WORKSHEET

METHOD: VOA

A. Chloromethane	AA. Tetrachloroethene	AAA. 1,3,5-Trimethylbenzene	AAAA. Ethyl tert-butyl ether	A1. 1,3-Butadiene	A2.
B. Bromomethane	BB. 1,1,2,2-Tetrachloroethane	BBB. 4-Chlorotoluene	BBBB. tert-Amyl methyl ether	B1. Hexane	B2.
C. Vinyl choride	CC. Toluene	CCC. tert-Butylbenzene	CCCC. 1-Chlorohexane	C1. Heptane	C2.
D. Chloroethane	DD. Chlorobenzene	DDD. 1,2,4-Trimethylbenzene	DDDD. Isopropyl alcohol	D1. Propylene	D2.
E. Methylene chloride	EE. Ethylbenzene	EEE. sec-Butylbenzene	EEEE. Acetonitrile	E1. Freon 11	E2.
F. Acetone	FF. Styrene	FFF. 1,3-Dichlorobenzene	FFFF. Acrolein	F1. Freon 12	F2.
G. Carbon disulfide	GG. Xylenes, total	GGG. p-Isopropyltoluene	GGGG. Acrylonitrile	G1. Freon 113	G2.
H. 1,1-Dichloroethene	HH. Vinyl acetate	HHH. 1,4-Dichlorobenzene	HHHH. 1,4-Dioxane	H1. Freon 114	H2.
I. 1,1-Dichloroethane	II. 2-Chloroethylvinyl ether	III. n-Butylbenzene	IIII. Isobutyl alcohol	I1. 2-Nitropropane	I2.
J. 1,2-Dichloroethene, total	JJ. Dichlorodifluoromethane	JJJ. 1,2-Dichlorobenzene	JJJJ. Methacrylonitrile	J1. Dimethyl disulfide	J2.
K. Chloroform	KK. Trichlorofluoromethane	KKK. 1,2,4-Trichlorobenzene	KKKK. Propionitrile	K1. 2,3-Dimethyl pentane	K2.
L. 1,2-Dichloroethane	LL. Methyl-tert-butyl ether	LLL. Hexachlorobutadiene	LLLL. Ethyl ether	L1. 2,4-Dimethyl pentane	L2.
M. 2-Butanone	MM. 1,2-Dibromo-3-chloropropane	MMM. Naphthalene	MMMM. Benzyl chloride	M1. 3,3-Dimethyl pentane	M2.
N. 1,1,1-Trichloroethane	NN. Methyl ethyl ketone	NNN. 1,2,3-Trichlorobenzene	NNNN. Iodomethane	N1. 2-Methylpentane	N2.
O. Carbon tetrachloride	OO. 2,2-Dichloropropane	OOO. 1,3,5-Trichlorobenzene	OOOO.1,1-Difluoroethane	O1. 3-Methylpentane	O2.
P. Bromodichloromethane	PP. Bromochloromethane	PPP. trans-1,2-Dichloroethene	PPPP. Tetrahydrofuran	P1. 3-Ethylpentane	P2.
Q. 1,2-Dichloropropane	QQ. 1,1-Dichloropropene	QQQ. cis-1,2-Dichloroethene	QQQQ. Methyl acetate	Q1. 2,2-Dimethylpentane	Q2.
R. cis-1,3-Dichloropropene	RR. Dibromomethane	RRR. m,p-Xylenes	RRRR. Ethyl acetate	R1. 2,2,3- Trimethylbutane	R2.
S. Trichloroethene	SS. 1,3-Dichloropropane	SSS. o-Xylene	SSSS. Cyclohexane	S1. 2,2,4-Trimethylpentane	S2.
T. Dibromochloromethane	TT. 1,2-Dibromoethane	TTT. 1,1,2-Trichloro-1,2,2-trifluoroethane	TTTT. Methylcyclohexane	T1. 2-Methylhexane	T2.
U. 1,1,2-Trichloroethane	UU. 1,1,1,2-Tetrachloroethane	UUU. 1,2-Dichlorotetrafluoroethane	UUUU. Allyl chloride	U1. Nonanal	U2.
V. Benzene	VV. Isopropylbenzene	VVV. 4-Ethyltoluene	VVVV. Methyl methacrylate	V1. 2-Methylnaphthalene	V2.
W. trans-1,3-Dichloropropene	WW. Bromobenzene	WWW. Ethanol	WWWW. Ethyl methacrylate	W1. Methanol	W2.
X. Bromoform	XX. 1,2,3-Trichloropropane	XXX. Di-isopropyl ether	XXXX. cis-1,4-Dichloro-2-butene	X1. 1,2,3-Trimethylbenzene	X2.
Y. 4-Methyl-2-pentanone	YY. n-Propylbenzene	YYY. tert-Butanol	YYYY. trans-1,4-Dichloro-2-butene	Y1. 2-Propanol	Y2.
Z. 2-Hexanone	ZZ. 2-Chlorotoluene	ZZZ. tert-Butyl alcohol	ZZZZ. Pentachloroethane	Z1.	Z2.

LDC #: 49388A1a

VALIDATION FINDINGS WORKSHEET
Continuing Calibration

Page: 1 of 1
Reviewer: JVG

METHOD: GC/MS VOA (EPA SW 846 Method 8260C)

Please see qualifications below for all questions answered "N". Not applicable questions are identified as "N/A".

Y N N/A Was a continuing calibration standard analyzed at least once every 12 hours for each instrument?

Y N N/A Were percent differences (%D) ≤20 % and relative response factors (RRF) within the method criteria?

#	Date	Standard ID	Compound	Finding %D (Limit: <20.0%)	Finding RRF (Limit)	Associated Samples	Qualifications
	09/21/20	092120.B\B01CCV	E	59.7594		2 3 22-25 29,	(ND) J/UJ/A
			C	80.1068		46, 47, MB4	
	09/22/20	092220.B\A01CCV	E	63.4267		13-15 17 MB7	(ND)
			C	30.6059			

Note: * = Ave RRF failed method criteria but within validation criteria

LDC #: 49388A1a

VALIDATION FINDINGS WORKSHEET
Laboratory Control Samples (LCS)

Reviewer: JVG

METHOD: GC/MS VOA (EPA SW 846 Method 8260C)

Please see qualifications below for all questions answered "N". Not applicable questions are identified as "N/A".

Y N N/A Was a LCS required?

Y N N/A Were the LCS percent recoveries (%R) and relative percent difference (RPD) within the QC limits?

#	LCS/LCSD ID	Compound	LCS %R (Limits)	LCSD %R (Limits)	RPD (Limits)	Associated Samples	Qualifications
	2688021 LCS	E	166 (68-126)	( )	( )	44, 45, MB1 (ND)	J detects (P)
		C	153 (55-127)	( )	( )		
			( )	( )	( )		
			( )	( )	( )		
			( )	( )	( )		
			( )	( )	( )		
			( )	( )	( )		
			( )	( )	( )		
			( )	( )	( )		
			( )	( )	( )		
			( )	( )	( )		
			( )	( )	( )		
			( )	( )	( )		
			( )	( )	( )		
			( )	( )	( )		
			( )	( )	( )		
			( )	( )	( )		
			( )	( )	( )		
			( )	( )	( )		
			( )	( )	( )		
			( )	( )	( )		
			( )	( )	( )		
			( )	( )	( )		
			( )	( )	( )		
			( )	( )	( )		
			( )	( )	( )		
			( )	( )	( )		
			( )	( )	( )		

LDC #: 49388A1a

VALIDATION FINDINGS WORKSHEET
Field Duplicates

Reviewer: JVG

METHOD: GC/MS VOA (EPA SW 846 Method 8260C)

Compound	Concentration (mg/Kg)		RPD
	12	41	
I	0.012	0.0097	21
QQQ	0.0021	0.0021	0
E	0.0023	0.0016U	NC
AA	2.4	0.10	184
N	0.0095	0.00072	172
S	12.8	8.3	43

Compound	Concentration (mg/Kg)		RPD
	21	42	
E	0.022U	0.0012	NC
AA	0.013	0.012	8

Compound	Concentration (mg/Kg)		RPD
	30	43	
I	1.5	0.0047U	NC
QQQ	0.00055	0.0047U	NC
E	0.0018	0.019U	NC
AA	0.0042U	0.058	NC
N	1.8	0.026	194
S	0.048	0.058	19

U at RL

V:\Josephine\FIELD DUPLICATES\49388A1a iwm amphenol.wpd

LDC #: 49388 A1c

VALIDATION FINDINGS WORKSHEET
Internal Standards

Reviewer: JVG

METHOD: GC/MS VOA (EPA SW 846 Method 8260C)

Please see qualifications below for all questions answered "N". Not applicable questions are identified as "N/A".

Y N N/A Were all internal standard area counts within -50 to +100% of the associated calibration standard?

Y N N/A Were the retention times of the internal standards within +/- 30 seconds of the retention times of the associated calibration standard?

#	Date	Sample ID	Internal Standard	Area (Limits)	RT (Limits)	Qualifications
		28 (ND)	CBZ	90582 (~~417~~ 104318.5 - 417274)		J/UJ/P
		30		99564		
						(qual AA only)

(BCM) = Bromochloromethane
(DFB) = 1,4-Difluorobenzene
(CBZ) = Chlorobenzene-d5
(PFB) = Pentafluorobenzene
(4DCB) = 1,4-Dichlorobenzene-d4
(2DCB) = 1,2-Dichlorobenzene-d4
(FBZ) = Fluorobenzene
(TBA) = Tert butyl alcohol-d9
(BUT) = 2-Butanone-d5

LDC #: 49388A

VALIDATION FINDINGS WORKSHEET
Compound Quantitation and CRQLs

Reviewer: JVG

METHOD: GC/MS VOA (EPA SW 846 Method 8260C)

Please see qualifications below for all questions answered "N". Not applicable questions are identified as "N/A".

Y N N/A Were the correct internal standard (IS), quantitation ion and relative response factor (RRF) used to quantitate the compound?

Y N N/A Were compound quantitation and CRQLs adjusted to reflect all sample dilutions and dry weight factors applicable to level IV validation?

#	Date	Sample ID	Compound	Finding	Qualifications
		16	AA	> cal range	J dets /P
		(5000X)			

Comments: See sample calculation verification worksheet for recalculations No further dilution performed

LDC #: 49388A1a

VALIDATION FINDINGS WORKSHEET
Initial Calibration Calculation Verification

Reviewer: JVG

METHOD: GC/MS VOA (EPA SW 846 Method 8260C)

The Relative Response Factor (RRF), average RRF, and percent relative standard deviation (%RSD) were recalculated for the compounds identified below using the following calculations:

$RRF = (A_x)(C_{is})/(A_{is})(C_x)$
average RRF = sum of the RRFs/number of standards
%RSD = 100 * (S/X)

A_x = Area of Compound
C_x = Concentration of compound,
S= Standard deviation of the RRFs,

A_{is} = Area of associated internal standard
C_{is} = Concentration of internal standard
X = Mean of the RRFs

#	Standard ID	Calibration Date	Compound (IS)	Reported RRF (RRF 50 std)	Recalculated RRF (RRF 50 std)	Reported Average RRF (Initial)	Recalculated Average RRF (Initial)	Reported %RSD	Recalculated %RSD
1	ICAL 50MV5A	9/1/2020	Trichloroethene (FBZ)	0.24505	0.24505	0.29479	0.29475	13.63	13.64
			Tetrachloroethene (CBZ)	0.41712	0.41712	0.46801	0.46801	11.96	11.96
2	ICAL 50MV5B	9/1/2020	Trichloroethene (FBZ)	0.28422	0.28422	0.28503	0.28503	5.84	5.84
			Tetrachloroethene (CBZ)	0.45109	0.45109	0.43740	0.43740	8.14	8.14
3	ICAL 50MV8	9/21/2020	Trichloroethene (FBZ)	1.50163	1.50163	1.48166	1.48166	11.44	11.44
			Tetrachloroethene (CBZ)	2.65478	2.65478	2.63526	2.63526	10.75	10.75

LDC # 49388A1a

VALIDATION FINDINGS WORKSHEET
Continuing Calibration Calculation Verification

Reviewer: JVG

METHOD: GC/MS VOA (EPA SW 846 Method 8260C)

The percent difference (%D) of the initial calibration average Relative Response Factors (RRFs) and the continuing calibration RRFs were recalculated for the compounds identified below using the following calculation:

% Difference = 100 * (ave. RRF - RRF)/ave. RRF
RRF = (Ax)(Cis)/(Ais)(Cx)

Where:
ave. RRF = initial calibration average RRF
RRF = continuing calibration RRF
Ax = Area of compound,
Cx = Concentration of compound,
Ais = Area of associated internal standarc
Cis = Concentration of internal standard

#	Standard ID	Calibration Date	Compound (IS)	Average RRF (Initial)	Reported RRF (CCV)	Recalculated RRF (CCV)	Reported % D	Recalculated %D
3	A092220.B\A01CCV 50MV5A	9/22/2020	Trichloroethene (FBZ)	0.29479	0.29708	0.29708	0.78	0.78
			Tetrachloroethene (CBZ)	0.46801	0.53862	0.53862	15.09	15.09
4	b092220.b\b01ccv 50MV5B	9/22/2020	Trichloroethene (FBZ)	0.28503	0.31378	0.31378	10.09	10.09
			Tetrachloroethene (CBZ)	0.43740	0.50575	0.50575	15.63	15.63
5	092220.B\A01CCV 50MV8	9/22/2020	Trichloroethene (FBZ)	1.48166	1.66210	1.66210	12.18	12.18
			Tetrachloroethene (CBZ)	2.63526	3.14828	3.14828	19.47	19.47

LDC #: 49388A1a

VALIDATION FINDINGS WORKSHEET
Surrogate Results Verification

Reviewer: JVG

METHOD: GC/MS VOA (EPA SW 846 Method 8260C)

The percent recoveries (%R) of surrogates were recalculated for the compounds identified below using the following calculation:

% Recovery: SF/SS * 100

Where: SF = Surrogate Found
SS = Surrogate Spiked

Sample ID: # 11

	Surrogate Spiked	Surrogate Found	Percent Recovery Reported	Percent Recovery Recalculated	Percent Difference
Dibromofluoromethane	50.0	46.945	94	94	0
1,2-Dichloroethane-d4					
Toluene-d8		51.196	102	102	
Bromofluorobenzene		39.62	79	79	

Sample ID:

	Surrogate Spiked	Surrogate Found	Percent Recovery Reported	Percent Recovery Recalculated	Percent Difference
Dibromofluoromethane					
1,2-Dichloroethane-d4					
Toluene-d8					
Bromofluorobenzene					

Sample ID:

	Surrogate Spiked	Surrogate Found	Percent Recovery Reported	Percent Recovery Recalculated	Percent Difference
Dibromofluoromethane					
1,2-Dichloroethane-d4					
Toluene-d8					
Bromofluorobenzene					

LDC #: 49388 A1a

VALIDATION FINDINGS WORKSHEET
Matrix Spike/Matrix Spike Duplicates Results Verification

Reviewer: JVG

METHOD: GC/MS VOA (EPA SW 846 Method 8260C)

The percent recoveries (%R) and Relative Percent Difference (RPD) of the matrix spike and matrix spike duplicate were recalculated for the compounds identified below using the following calculation:

% Recovery = 100 * (SSC - SC)/SA Where: SSC = Spiked sample concentration; SA = Spike added; SC = Sample concentration

RPD = I MSC - MSC I * 2/(MSC + MSDC) MSC = Matrix spike concentration MSDC = Matrix spike duplicate concentration

MS/MSD sample: 46/47

Compound	Spike Added (mg/kg)		Sample Concentration (mg/kg)	Spiked Sample Concentration (mg/kg)		Matrix Spike Percent Recovery		Matrix Spike Duplicate Percent Recovery		MS/MSD RPD	
	MS	MSD	------	MS	MSD	Reported	Recalc.	Reported	Recalc.	Reported	Recalc.
1,1-Dichloroethene	0.055	0.048	0.00040	0.044	0.047	79	79	97	97	6	6.6
Trichloroethene	↓	↓	0.0077	0.051	0.054	78	78	97	97	7	6
Benzene											
Toluene											
Chlorobenzene											

Comments: Refer to Matrix Spike/Matrix Spike Duplicates findings worksheet for list of qualifications and associated samples when reported results do not agree within 10.0% of the recalculated results.

LDC #: 49388 Aa

VALIDATION FINDINGS WORKSHEET
Laboratory Control Sample Results Verification

Reviewer: JVG

METHOD: GC/MS VOA (EPA SW 846 Method 8260C)

The percent recoveries (%R) and Relative Percent Difference (RPD) of the laboratoy control sample and laboratory control sample duplicate (if applicable) were recalculated for the compounds identified below using the following calculation:

% Recovery = 100 * SSC/SA Where: SSC = Spiked sample concentration
SA = Spike added

RPD = I LCSC - LCSDC I * 2/(LCSC + LCSDC) LCSC = Laboratory control sample concentration LCSDC = Laboratory control sample duplicate concentration

LCS ID: 2688946 LCS

Compound	Spike Added (mg/kg)		Spiked Sample Concentration (mg/kg)		LCS Percent Recovery		LCSD Percent Recovery		LCS/LCSD RPD	
	LCS	LCSD	LCS	LCSD	Reported	Recalc.	Reported	Recalc.	Reported	Recalc.
1,1-Dichloroethene	0.05	NA	0.054	NA	107	107				
Trichloroethene	↓	↓	0.051	↓	102	102				
Benzene										
Toluene										
Chlorobenzene										

Comments: Refer to Laboratory Control Sample findings worksheet for list of qualifications and associated samples when reported results do not agree within 10.0% of the recalculated results.

LDC #: 49388A1a

VALIDATION FINDINGS WORKSHEET
Sample Calculation Verification

Reviewer: JVG

METHOD: GC/MS VOA (EPA SW 846 Method 8260C)

The concentration of the sample was calculated for the compound identified below using the following calculation:

$$\text{Concentration} = \frac{(A_x)(I_s)(DF)}{(A_{is})(RRF)(V_o)(\%S)}$$

A_x = Area of the characteristic ion (EICP) for the compound to be measured

A_{is} = Area of the characteristic ion (EICP) for the specific internal standard

I_s = Amount of internal standard added in nanograms (ng)

RRF = Relative response factor of the calibration standard.

V_o = Volume or weight of sample pruged in milliliters (ml) or grams (g).

Df = Dilution factor.

%S = Percent solids, applicable to soils and solid matrices only.

Example:

Sample I.D. 11, PCE

$$\text{Conc.} = \frac{(139917)(50)(5\ mL)(50)}{(204826)(0.4374)(6.197g)(1000)(0.56625)}$$

= 3.637

≈ 3.7 mg/kg

#	Sample ID	Compound	Reported Concentration ~~(ug/L)~~ (mg/kg)	Calculated Concentration ~~(ug/L)~~ (mg/kg)	Qualification
	11	PCE	3.7		-

LABORATORY DATA CONSULTANTS, INC.
2701 Loker Ave. West, Suite 220, Carlsbad, CA 92010 Bus: 760-827-1100 Fax: 760-827-1099

IWM Consulting Group
7428 Rockville Road
Indianapolis, IN 46214
ATTN: Brad Gentry
bgentry@iwmconsult.com

October 28, 2020

SUBJECT: Revised Former Amphenol Facility, OnSite Soil_GP45 to 50, Data Validation

Dear Mr. Gentry,

Enclosed is the revised validation report for the fraction listed below. This SDG was received on October 13, 2020. Attachment 1 is a summary of the samples that were reviewed for analysis.

LDC Project #49389_RV1:

SDG #	**Fraction:**
50267804	Volatiles

The data validation was performed under Level III & IV guidelines. The analyses were validated using the following documents, as applicable to each method:

- On-Site Soil Investigation Work Plan, Franklin Power Products, Inc./Amphenol Corporation, Franklin, Indiana; February 2020
- Design-Level Data Soil Investigation Work Plan, Franklin Power Products, Inc./Amphenol Corporation, Franklin, Indiana; February 2019
- USEPA National Functional Guidelines for Organic Superfund Methods Data Review; January 2017
- EPA SW 846, Third Edition, Test Methods for Evaluating Solid Waste, update 1, July 1992; update IIA, August 1993; update II, September 1994; update IIB, January 1995; update III, December 1996; update IIIA, April 1998; IIIB, November 2004; update IV, February 2007; update V, July 2014

Please feel free to contact us if you have any questions.

Sincerely,

Pei Geng

Pei Geng
pgeng@lab-data.com
Project Manager/Senior Chemist

Email DVR/cc: cparks@iwmconsult.com

53 pages-DL two week rush

Attachment 1

90/10 Level III/IV **LDC #49389 (IWM Consulting Group - Indianapolis, IN / Former Amphenol Facility, Off-Site GP45-50)**

LDC	SDG#	DATE REC'D	(3) DATE DUE	VOA (8260)																																	
Matrix:	Water/Soil			W	S	W	S	W	S	W	S	W	S	W	S	W	S	W	S	W	S	W	S	W	S	W	S	W	S	W	S	W	S	W	S	W	S
A	50267804	10/13/20	10/28/20	2	25																																
A	50267804	10/13/20	10/28/20	0	3																																
Total	T/PG			2	28	0	0	0	0	0	0	0	0	0	0	0	0	0	0	0	0	0	0	0	0	0	0	0	0	0	0	0	0	0	0	0	30

Shaded cells indicate Level IV validation (all other cells are Level III validation). These counts do not include MS, MSD, Dups.

L:\IWM\Former Amphenol\49389ST-Offsite.wpd

Laboratory Data Consultants, Inc.
Data Validation Report

Project/Site Name: Former Amphenol Facility, OnSite Soil_GP45 to 50

LDC Report Date: October 28, 2020

Parameters: Volatiles

Validation Level: Level III & IV

Laboratory: Pace Analytical Services, LLC

Sample Delivery Group (SDG): 50267804

Sample Identification	Laboratory Sample Identification	Matrix	Collection Date
GP-45 SL (14.5-15.00)**	50267804001**	Soil	09/18/20
GP-45 SL (21.25-21.75)	50267804002	Soil	09/18/20
GP-45 SL (21.75-22.25)	50267804003	Soil	09/18/20
GP-45 SL (20.00-20.50)	50267804004	Soil	09/18/20
GP-46 SL (14.50-15.00)	50267804005	Soil	09/18/20
GP-46 SL (22.75-23.25)	50267804006	Soil	09/18/20
GP-46 SL (23.25-23.75)	50267804007	Soil	09/18/20
GP-46 SL (22.00-22.50)	50267804008	Soil	09/18/20
GP-47 SL (15.25-15.75)	50267804009	Soil	09/18/20
GP-47 SL (21.50-22.00)	50267804010	Soil	09/18/20
GP-47 SL (23.75-24.25)	50267804011	Soil	09/18/20
GP-47 SL (24.25-24.75)**	50267804012**	Soil	09/18/20
GP-48 SL (15.50-16.00)	50267804013	Soil	09/18/20
GP-48 SL (25.00-25.50)	50267804014	Soil	09/18/20
GP-48 SL (24.50-25.00)	50267804015	Soil	09/18/20
GP-48 SL (23.50-24.00)**	50267804016**	Soil	09/18/20
GP-49 SL (12-14)	50267804017	Soil	09/18/20
GP-49 SL (14.50-15.00)	50267804018	Soil	09/18/20
GP-49 SL (21.50-22.00)	50267804019	Soil	09/18/20
GP-49 SL (23.50-24.00)	50267804020	Soil	09/18/20
GP-50 SL (14.50-15.00)	50267804021	Soil	09/18/20
GP-50 SL (22.50-23.00)	50267804022	Soil	09/18/20
GP-50 SL (23.75-24.25)	50267804023	Soil	09/18/20
GP-50 SL (24.25-24.75)	50267804024	Soil	09/18/20
FD-7	50267804025	Soil	09/18/20
FD-8	50267804026	Soil	09/18/20
FD-9	50267804027	Soil	09/18/20

Sample Identification	Laboratory Sample Identification	Matrix	Collection Date
GP-19 SL (6-8)	50267804028	Soil	09/18/20
TB-3 WT	50267804029	Water	09/18/20
EB-3 WT	50267804030	Water	09/18/20
GP-47 SL (24.25-24.75)MS	50267804012MS	Soil	09/18/20
GP-47 SL (24.25-24.75)MSD	50267804012MSD	Soil	09/18/20
GP-50 SL (14.50-15.00)MS	50267804021MS	Soil	09/18/20
GP-50 SL (14.50-15.00)MSD	50267804021MSD	Soil	09/18/20

**Indicates sample underwent Level IV validation

Introduction

This Data Validation Report (DVR) presents data validation findings and results for the associated samples listed on the cover page. Data validation was performed in accordance with the cover page. Data validation was performed in accordance with the On-Site Soil Investigation Work Plan, Franklin Power Products, Inc./Amphenol Corporation, Franklin, Indiana (February 2020), the Design-Level Data Soil Investigation Work Plan, Franklin Power Products, Inc./Amphenol Corporation, Franklin, Indiana (February 2019), and a modified outline of the USEPA National Functional Guidelines (NFG) for Organic Superfund Methods Data Review (January 2017). Where specific guidance was not available, the data has been evaluated in a conservative manner consistent with industry standards using professional experience.

The analyses were performed by the following method:

Volatile Organic Compounds (VOCs) by Environmental Protection Agency (EPA) SW 846 Method 8260C

All sample results were subjected to Level III data validation, which comprises an evaluation of quality control (QC) summary results. Samples appended with a double asterisk on the cover page were subjected to Level IV data validation, which is comprised of the QC summary forms as well as the raw data, to confirm sample quantitation and identification.

The following are definitions of the data qualifiers utilized during data validation:

J (Estimated): The compound or analyte was analyzed for and positively identified by the laboratory; however the reported concentration is estimated due to non-conformances discovered during data validation.

U (Non-detected): The compound or analyte was analyzed for and positively identified by the laboratory; however the compound or analyte should be considered non-detected at the reported concentration due to the presence of contaminants detected in the associated blank(s).

UJ (Non-detected estimated): The compound or analyte was reported as not detected by the laboratory; however the reported quantitation/detection limit is estimated due to non-conformances discovered during data validation.

R (Rejected): The sample results were rejected due to gross non-conformances discovered during data validation. Data qualified as rejected is not usable.

NA (Not Applicable): The non-conformance discovered during data validation demonstrates a high bias, while the affected compound or analyte in the associated sample(s) was reported as not detected by the laboratory and did not warrant the qualification of the data.

A qualification summary table is provided at the end of this report if data has been qualified. Flags are classified as P (protocol) or A (advisory) to indicate whether the flag is due to a laboratory deviation from a specified protocol or is of technical advisory nature.

I. Sample Receipt and Technical Holding Times

All samples were received in good condition.

All technical holding time requirements were met.

II. GC/MS Instrument Performance Check

A bromofluorobenzene (BFB) tune was performed at 12 hour intervals.

All ion abundance requirements were met.

III. Initial Calibration and Initial Calibration Verification

An initial calibration was performed as required by the method.

For compounds where average relative response factors (RRFs) were utilized, the percent relative standard deviations (%RSD) were less than or equal to 20.0%.

In the case where the laboratory used a calibration curve to evaluate the compounds, all coefficients of determination (r^2) were greater than or equal to 0.990.

Average relative response factors (RRF) for all compounds were within validation criteria.

The percent differences (%D) of the initial calibration verification (ICV) standard were less than or equal to 30.0% for all compounds.

IV. Continuing Calibration

Continuing calibration was performed at the required frequencies.

The percent differences (%D) were less than or equal to 20.0% for all compounds.

All of the continuing calibration relative response factors (RRF) were within validation criteria.

V. Laboratory Blanks

Laboratory blanks were analyzed as required by the method. No contaminants were found in the laboratory blanks with the following exceptions:

Blank ID	Analysis Date	Compound	Concentration	Associated Samples
2687877-MB	09/21/20	Methylene chloride	0.0094 mg/Kg	GP-45 SL (14.5-15.00)** GP-45 SL (21.25-21.75) GP-45 SL (21.75-22.25) GP-45 SL (20.00-20.50) GP-46 SL (14.50-15.00) GP-46 SL (22.75-23.25) GP-46 SL (23.25-23.75) GP-46 SL (22.00-22.50) GP-47 SL (15.25-15.75) GP-47 SL (21.50-22.00) GP-47 SL (23.75-24.25) GP-48 SL (15.50-16.00)
2687867-MB	09/21/20	Methylene chloride	0.010 mg/Kg	GP-47 SL (24.25-24.75)** GP-48 SL (25.00-25.50) GP-48 SL (24.50-25.00) GP-48 SL (23.50-24.00)** GP-49 SL (12-14) GP-49 SL (14.50-15.00) GP-49 SL (21.50-22.00) GP-49 SL (23.50-24.00) GP-50 SL (14.50-15.00) GP-50 SL (22.50-23.00) GP-50 SL (23.75-24.25) GP-50 SL (24.25-24.75) FD-7 FD-8 FD-9 GP-19 SL (6-8)

Sample concentrations were compared to concentrations detected in the laboratory blanks. The sample concentrations were either not detected or were significantly greater than the concentrations found in the associated laboratory blanks with the following exceptions:

Sample	Compound	Reported Concentration	Modified Final Concentration
GP-45 SL (14.5-15.00)**	Methylene chloride	0.0071 mg/Kg	0.025U mg/Kg
GP-46 SL (23.25-23.75)	Methylene chloride	0.0039 mg/Kg	0.016U mg/Kg
GP-47 SL (24.25-24.75)**	Methylene chloride	0.0021 mg/Kg	0.014U mg/Kg
GP-49 SL (14.50-15.00)	Methylene chloride	0.0036 mg/Kg	0.020U mg/Kg
GP-49 SL (23.50-24.00)	Methylene chloride	0.0030 mg/Kg	0.016U mg/Kg

VI. Field Blanks

Sample TB-3 WT was identified as a trip blank. No contaminants were found.

Sample EB-3 WT was identified as an equipment blank. No contaminants were found.

VII. Surrogates

Surrogates were added to all samples as required by the method. All surrogate recoveries (%R) were within QC limits with the following exceptions:

Sample	Surrogate	%R (Limits)	Affected Compound	Flag	A or P
GP-47 SL (24.25-24.75)**	Toluene-d8	131 (73-130)	All compounds except Trichloroethene	J (all detects)	A
GP-48 SL (25.00-25.50)	Toluene-d8	134 (73-130)	All compounds except Trichloroethene	J (all detects)	A
GP-49 SL (23.50-24.00)	Toluene-d8	139 (73-130)	All compounds	J (all detects)	P

VIII. Matrix Spike/Matrix Spike Duplicates

Matrix spike (MS) and matrix spike duplicate (MSD) sample analysis was performed on an associated project sample. Percent recoveries (%R) were within QC limits with the following exceptions:

Spike ID (Associated Samples)	Compound	MS (%R) (Limits)	MSD (%R) (Limits)	Flag	A or P
GP-50 SL (14.50-15.00)MS/MSD (GP-50 SL (14.50-15.00))	Tetrachloroethene	371 (10-173)	-	J (all detects)	A

For GP-50 SL (14.50-15.00)MS/MSD, the relative percent differences (RPD) were not evaluated, since the MS and MSD were spiked at different concentrations, the %Rs were considered not comparable.

For GP-47 SL (24.25-24.75)MS/MSD, no data were qualified for trichloroethene percent recoveries (%R) and relative percent differences (RPD) outside the QC limits since the parent sample results were greater than 4X the spike concentration.

All other relative percent differences (RPD) were within QC limits.

IX. Laboratory Control Samples

Laboratory control samples (LCS) were analyzed as required by the method. Percent recoveries (%R) were within QC limits with the following exceptions:

LCS ID (Associated Samples)	Compound	%R (Limits)	Flag	A or P
2687868 LCS (GP-47 SL (24.25-24.75)** GP-49 SL (14.50-15.00) GP-49 SL (23.50-24.00))	Methylene chloride	141 (62-137)	J (all detects)	P
2687868 LCS (GP-48 SL (25.00-25.50) GP-48 SL (24.50-25.00) GP-48 SL (23.50-24.00)** GP-49 SL (12-14) GP-49 SL (21.50-22.00) GP-50 SL (14.50-15.00) GP-50 SL (22.50-23.00) GP-50 SL (23.75-24.25) GP-50 SL (24.25-24.75) FD-7 FD-8 FD-9 GP-19 SL (6-8))	Methylene chloride	141 (62-137)	NA	-

X. Field Duplicates

Samples GP-45 SL (14.5-15.00)** and FD-7, samples GP-48 SL (24.50-25.00) and FD-8, and samples GP-49 SL (12-14) and FD-9 were identified as field duplicates. No results were detected in any of the samples with the following exceptions:

Compound	Concentration (mg/Kg)		RPD
	GP-45 SL (14.5-15.00)**	FD-7	
Methylene chloride	0.0071	0.0020U	Not calculable
Tetrachloroethene	0.090	0.083	8
1,1,1-Trichloroethane	0.0063U	0.00035	Not calculable
Trichloroethene	0.0015	0.0019	24

Compound	Concentration (mg/Kg)		RPD
	GP-48 SL (24.50-25.00)	FD-8	
Tetrachloroethene	0.10	0.098	2
1,1,1-Trichloroethane	0.0064	0.0083	26
Trichloroethene	0.093	0.079	16

Compound	Concentration (mg/Kg)		RPD
	GP-49 SL (12-14)	FD-9	
Tetrachloroethene	0.0036	0.028	154
1,1,1-Trichloroethane	0.0042U	0.0096	Not calculable
Trichloroethene	0.011	0.012	9

XI. Internal Standards

All internal standard areas and retention times were within QC limits with the following exceptions:

Sample	Internal Standards	Area (Limits)	Affected Compound	Flag	A or P
GP-45 SL (21.75-22.25)	Chlorobenzene-d5	41070 (43621-174484)	Tetrachloroethene	J (all detects)	A
GP-46 SL (23.25-23.75)	Chlorobenzene-d5	41251 (43621-174484)	Tetrachloroethene	UJ (all non-detects)	A
GP-47 SL (24.25-24.75)**	Chlorobenzene-d5	65834 (69006-276024)	Tetrachloroethene	UJ (all non-detects)	A
GP-48 SL (25.00-25.50)	Chlorobenzene-d5	59642 (69006-276024)	Tetrachloroethene	J (all detects)	A
GP-49 SL (23.50-24.00)	Chlorobenzene-d5	48188 (69006-276024)	Tetrachloroethene	J (all detects)	A

XII. Compound Quantitation

All compound quantitations met validation criteria for samples which underwent Level IV validation. Raw data were not reviewed for Level III validation.

XIII. Target Compound Identifications

All target compound identifications met validation criteria for samples which underwent Level IV validation. Raw data were not reviewed for Level III validation.

XIV. System Performance

The system performance was acceptable for samples which underwent Level IV validation. Raw data were not reviewed for Level III validation.

XV. Overall Assessment of Data

The analysis was conducted within all specifications of the method. No results were rejected in this SDG.

Due to surrogate %R, MS/MSD %R, LCS %R, and internal standard area, data were qualified as estimated in seven samples.

Due to laboratory blank contamination, data were qualified as not detected in five samples.

The quality control criteria reviewed, other than those discussed above, were met and are considered acceptable.

Former Amphenol Facility, OnSite Soil_GP45 to 50
Volatiles - Data Qualification Summary - SDG 50267804

Sample	Compound	Flag	A or P	Reason
GP-47 SL (24.25-24.75)** GP-48 SL (25.00-25.50)	All compounds except Trichloroethene	J (all detects)	A	Surrogates (%R)
GP-49 SL (23.50-24.00)	All compounds	J (all detects)	P	Surrogates (%R)
GP-50 SL (14.50-15.00)	Tetrachloroethene	J (all detects)	A	Matrix spike/Matrix spike duplicate (%R)
GP-47 SL (24.25-24.75)** GP-49 SL (14.50-15.00) GP-49 SL (23.50-24.00)	Methylene chloride	J (all detects)	P	Laboratory control samples (%R)
GP-45 SL (21.75-22.25) GP-46 SL (23.25-23.75) GP-47 SL (24.25-24.75)** GP-48 SL (25.00-25.50) GP-49 SL (23.50-24.00)	Tetrachloroethene	J (all detects) UJ (all non-detects)	A	Internal standards (area)

Former Amphenol Facility, OnSite Soil_GP45 to 50
Volatiles - Laboratory Blank Data Qualification Summary - SDG 50267804

Sample	Compound	Modified Final Concentration	A or P
GP-45 SL (14.5-15.00)**	Methylene chloride	0.025U mg/Kg	A
GP-46 SL (23.25-23.75)	Methylene chloride	0.016U mg/Kg	A
GP-47 SL (24.25-24.75)**	Methylene chloride	0.014U mg/Kg	A
GP-49 SL (14.50-15.00)	Methylene chloride	0.020U mg/Kg	A
GP-49 SL (23.50-24.00)	Methylene chloride	0.016U mg/Kg	A

Former Amphenol Facility, OnSite Soil_GP45 to 50
Volatiles - Field Blank Data Qualification Summary - SDG 50267804

No Sample Data Qualified in this SDG

Pace Analytical Services, LLC
7726 Moller Road
Indianapolis, IN 46268
(317)228-3100

ANALYTICAL RESULTS

Project: Amphenol
Pace Project No.: 50267804

Sample: GP-45 SL (14.50-15.00) **Lab ID: 50267804001** Collected: 09/18/20 10:39 Received: 09/18/20 15:38 Matrix: Solid

Results reported on a "dry weight" basis and are adjusted for percent moisture, sample size and any dilutions.

Parameters	Results	Units	Report Limit	MDL	DF	Prepared	Analyzed	CAS No.	Qual
8260 MSV 5035A VOA	Analytical Method: EPA 8260								
	Pace Analytical Services - Indianapolis								
1,1-Dichloroethane	ND	mg/kg	0.0063	0.00058	1		09/22/20 00:49	75-34-3	
1,2-Dichloroethane	ND	mg/kg	0.0063	0.00064	1		09/22/20 00:49	107-06-2	
cis-1,2-Dichloroethene	ND	mg/kg	0.0063	0.00060	1		09/22/20 00:49	156-59-2	
trans-1,2-Dichloroethene	ND	mg/kg	0.0063	0.00059	1		09/22/20 00:49	156-60-5	
Methylene Chloride	**0.0071J**	mg/kg	0.025 U	0.0061	1		09/22/20 00:49	75-09-2	
Tetrachloroethene	**0.090**	mg/kg	0.0063	0.00046	1		09/22/20 00:49	127-18-4	
1,1,1-Trichloroethane	ND	mg/kg	0.0063	0.00053	1		09/22/20 00:49	71-55-6	
Trichloroethene	**0.0015J**	mg/kg	0.0063	0.00056	1		09/22/20 00:49	79-01-6	
Vinyl chloride	ND	mg/kg	0.0063	0.00012	1		09/22/20 00:49	75-01-4	
Surrogates									
Dibromofluoromethane (S)	99	%.	73-133		1		09/22/20 00:49	1868-53-7	
Toluene-d8 (S)	104	%.	73-130		1		09/22/20 00:49	2037-26-5	
4-Bromofluorobenzene (S)	80	%.	55-129		1		09/22/20 00:49	460-00-4	
Percent Moisture	Analytical Method: SM 2540G								
	Pace Analytical Services - Indianapolis								
Percent Moisture	**10.7**	%	0.10	0.10	1		09/22/20 13:12		N2

This report shall not be reproduced, except in full,
without the written consent of Pace Analytical Services, LLC.

10/26/20

Pace Analytical Services, LLC
7726 Moller Road
Indianapolis, IN 46268
(317)228-3100

ANALYTICAL RESULTS

Project: Amphenol
Pace Project No.: 50267804

Sample: GP-45 SL (21.25-21.75) **Lab ID: 50267804002** Collected: 09/18/20 10:43 Received: 09/18/20 15:38 Matrix: Solid

Results reported on a "dry weight" basis and are adjusted for percent moisture, sample size and any dilutions.

Parameters	Results	Units	Report Limit	MDL	DF	Prepared	Analyzed	CAS No.	Qual
8260 MSV 5035A VOA	Analytical Method: EPA 8260								
	Pace Analytical Services - Indianapolis								
1,1-Dichloroethane	ND	mg/kg	0.0052	0.00048	1		09/22/20 01:20	75-34-3	
1,2-Dichloroethane	ND	mg/kg	0.0052	0.00053	1		09/22/20 01:20	107-06-2	
cis-1,2-Dichloroethene	ND	mg/kg	0.0052	0.00049	1		09/22/20 01:20	156-59-2	
trans-1,2-Dichloroethene	ND	mg/kg	0.0052	0.00048	1		09/22/20 01:20	156-60-5	
Methylene Chloride	ND	mg/kg	0.021	0.0050	1		09/22/20 01:20	75-09-2	
Tetrachloroethene	**0.049**	mg/kg	0.0052	0.00038	1		09/22/20 01:20	127-18-4	
1,1,1-Trichloroethane	**0.0011J**	mg/kg	0.0052	0.00043	1		09/22/20 01:20	71-55-6	
Trichloroethene	**0.012**	mg/kg	0.0052	0.00046	1		09/22/20 01:20	79-01-6	
Vinyl chloride	ND	mg/kg	0.0052	0.00010	1		09/22/20 01:20	75-01-4	
Surrogates									
Dibromofluoromethane (S)	101	%.	73-133		1		09/22/20 01:20	1868-53-7	
Toluene-d8 (S)	105	%.	73-130		1		09/22/20 01:20	2037-26-5	
4-Bromofluorobenzene (S)	85	%.	55-129		1		09/22/20 01:20	460-00-4	
Percent Moisture	Analytical Method: SM 2540G								
	Pace Analytical Services - Indianapolis								
Percent Moisture	**6.8**	%	0.10	0.10	1		09/22/20 13:12		N2

REPORT OF LABORATORY ANALYSIS

This report shall not be reproduced, except in full,
without the written consent of Pace Analytical Services, LLC.

10/6/20

Pace Analytical Services, LLC
7726 Moller Road
Indianapolis, IN 46268
(317)228-3100

ANALYTICAL RESULTS

Project: Amphenol
Pace Project No.: 50267804

Sample: GP-45 SL (21.75-22.25) **Lab ID: 50267804003** Collected: 09/18/20 10:45 Received: 09/18/20 15:38 Matrix: Solid

Results reported on a "dry weight" basis and are adjusted for percent moisture, sample size and any dilutions.

Parameters	Results	Units	Report Limit	MDL	DF	Prepared	Analyzed	CAS No.	Qual
8260 MSV 5035A VOA	Analytical Method: EPA 8260								
	Pace Analytical Services - Indianapolis								
1,1-Dichloroethane	**0.011**	mg/kg	0.0039	0.00036	1		09/22/20 01:52	75-34-3	
1,2-Dichloroethane	ND	mg/kg	0.0039	0.00040	1		09/22/20 01:52	107-06-2	
cis-1,2-Dichloroethene	**0.0039**	mg/kg	0.0039	0.00037	1		09/22/20 01:52	156-59-2	
trans-1,2-Dichloroethene	**0.00057J**	mg/kg	0.0039	0.00036	1		09/22/20 01:52	156-60-5	
Methylene Chloride	ND	mg/kg	0.015	0.0038	1		09/22/20 01:52	75-09-2	
Tetrachloroethene	**0.0092** J	mg/kg	0.0039	0.00028	1		09/22/20 01:52	127-18-4	
1,1,1-Trichloroethane	**0.0021J**	mg/kg	0.0039	0.00032	1		09/22/20 01:52	71-55-6	
Trichloroethene	**6.4**	mg/kg	0.41	0.022	100		09/22/20 12:20	79-01-6	
Vinyl chloride	ND	mg/kg	0.0039	0.000076	1		09/22/20 01:52	75-01-4	
Surrogates									
Dibromofluoromethane (S)	106	%.	73-133		1		09/22/20 01:52	1868-53-7	
Toluene-d8 (S)	130	%.	73-130		1		09/22/20 01:52	2037-26-5	
4-Bromofluorobenzene (S)	67	%.	55-129		1		09/22/20 01:52	460-00-4	
Percent Moisture	Analytical Method: SM 2540G								
	Pace Analytical Services - Indianapolis								
Percent Moisture	**7.7**	%	0.10	0.10	1		09/22/20 13:12		N2

This report shall not be reproduced, except in full,
without the written consent of Pace Analytical Services, LLC.

10/26/20

Pace Analytical Services, LLC
7726 Moller Road
Indianapolis, IN 46268
(317)228-3100

ANALYTICAL RESULTS

Project: Amphenol
Pace Project No.: 50267804

Sample: GP-45 SL (20.00-20.50) **Lab ID: 50267804004** Collected: 09/18/20 10:47 Received: 09/18/20 15:38 Matrix: Solid

Results reported on a "dry weight" basis and are adjusted for percent moisture, sample size and any dilutions.

Parameters	Results	Units	Report Limit	MDL	DF	Prepared	Analyzed	CAS No.	Qual
8260 MSV 5035A VOA	Analytical Method: EPA 8260								
	Pace Analytical Services - Indianapolis								
1,1-Dichloroethane	ND	mg/kg	0.0059	0.00055	1		09/22/20 02:23	75-34-3	
1,2-Dichloroethane	ND	mg/kg	0.0059	0.00061	1		09/22/20 02:23	107-06-2	
cis-1,2-Dichloroethene	ND	mg/kg	0.0059	0.00057	1		09/22/20 02:23	156-59-2	
trans-1,2-Dichloroethene	ND	mg/kg	0.0059	0.00055	1		09/22/20 02:23	156-60-5	
Methylene Chloride	ND	mg/kg	0.024	0.0058	1		09/22/20 02:23	75-09-2	
Tetrachloroethene	**0.086**	mg/kg	0.0059	0.00044	1		09/22/20 02:23	127-18-4	
1,1,1-Trichloroethane	**0.0021J**	mg/kg	0.0059	0.00050	1		09/22/20 02:23	71-55-6	
Trichloroethene	**0.011**	mg/kg	0.0059	0.00024	1		09/24/20 15:04	79-01-6	
Vinyl chloride	ND	mg/kg	0.0059	0.00012	1		09/22/20 02:23	75-01-4	
Surrogates									
Dibromofluoromethane (S)	97	%.	73-133		1		09/22/20 02:23	1868-53-7	
Toluene-d8 (S)	109	%.	73-130		1		09/22/20 02:23	2037-26-5	
4-Bromofluorobenzene (S)	84	%.	55-129		1		09/22/20 02:23	460-00-4	
Percent Moisture	Analytical Method: SM 2540G								
	Pace Analytical Services - Indianapolis								
Percent Moisture	**23.6**	%	0.10	0.10	1		09/22/20 13:12		N2

This report shall not be reproduced, except in full,
without the written consent of Pace Analytical Services, LLC.

10/26/20

Pace Analytical Services, LLC
7726 Moller Road
Indianapolis, IN 46268
(317)228-3100

ANALYTICAL RESULTS

Project: Amphenol
Pace Project No.: 50267804

Sample: GP-46 SL (14.50-15.00) **Lab ID: 50267804005** Collected: 09/18/20 11:05 Received: 09/18/20 15:38 Matrix: Solid

Results reported on a "dry weight" basis and are adjusted for percent moisture, sample size and any dilutions.

Parameters	Results	Units	Report Limit	MDL	DF	Prepared	Analyzed	CAS No.	Qual
8260 MSV 5035A VOA	Analytical Method: EPA 8260								
	Pace Analytical Services - Indianapolis								
1,1-Dichloroethane	ND	mg/kg	0.0049	0.00046	1		09/22/20 02:55	75-34-3	
1,2-Dichloroethane	ND	mg/kg	0.0049	0.00051	1		09/22/20 02:55	107-06-2	
cis-1,2-Dichloroethene	ND	mg/kg	0.0049	0.00047	1		09/22/20 02:55	156-59-2	
trans-1,2-Dichloroethene	ND	mg/kg	0.0049	0.00046	1		09/22/20 02:55	156-60-5	
Methylene Chloride	ND	mg/kg	0.020	0.0048	1		09/22/20 02:55	75-09-2	
Tetrachloroethene	**0.16**	mg/kg	0.0049	0.00036	1		09/22/20 02:55	127-18-4	
1,1,1-Trichloroethane	**0.023**	mg/kg	0.0049	0.00041	1		09/22/20 02:55	71-55-6	
Trichloroethene	**0.17**	mg/kg	0.0049	0.00044	1		09/22/20 02:55	79-01-6	
Vinyl chloride	ND	mg/kg	0.0049	0.000098	1		09/22/20 02:55	75-01-4	
Surrogates									
Dibromofluoromethane (S)	100	%.	73-133		1		09/22/20 02:55	1868-53-7	
Toluene-d8 (S)	112	%.	73-130		1		09/22/20 02:55	2037-26-5	
4-Bromofluorobenzene (S)	78	%.	55-129		1		09/22/20 02:55	460-00-4	
Percent Moisture	Analytical Method: SM 2540G								
	Pace Analytical Services - Indianapolis								
Percent Moisture	**13.3**	%	0.10	0.10	1		09/22/20 13:12		N2

REPORT OF LABORATORY ANALYSIS

This report shall not be reproduced, except in full,
without the written consent of Pace Analytical Services, LLC.

10/26/20

Pace Analytical Services, LLC
7726 Moller Road
Indianapolis, IN 46268
(317)228-3100

ANALYTICAL RESULTS

Project: Amphenol
Pace Project No.: 50267804

Sample: GP-46 SL (22.75-23.25) **Lab ID: 50267804006** Collected: 09/18/20 11:07 Received: 09/18/20 15:38 Matrix: Solid

Results reported on a "dry weight" basis and are adjusted for percent moisture, sample size and any dilutions.

Parameters	Results	Units	Report Limit	MDL	DF	Prepared	Analyzed	CAS No.	Qual
8260 MSV 5035A VOA	Analytical Method: EPA 8260								
	Pace Analytical Services - Indianapolis								
1,1-Dichloroethane	**0.0029J**	mg/kg	0.0045	0.00042	1		09/22/20 03:26	75-34-3	
1,2-Dichloroethane	ND	mg/kg	0.0045	0.00046	1		09/22/20 03:26	107-06-2	
cis-1,2-Dichloroethene	**0.0016J**	mg/kg	0.0045	0.00043	1		09/22/20 03:26	156-59-2	
trans-1,2-Dichloroethene	ND	mg/kg	0.0045	0.00042	1		09/22/20 03:26	156-60-5	
Methylene Chloride	ND	mg/kg	0.018	0.0044	1		09/22/20 03:26	75-09-2	
Tetrachloroethene	**0.00095J**	mg/kg	0.0045	0.00033	1		09/22/20 03:26	127-18-4	
1,1,1-Trichloroethane	**0.040**	mg/kg	0.0045	0.00038	1		09/22/20 03:26	71-55-6	
Trichloroethene	**5.0**	mg/kg	0.45	0.025	100		09/22/20 13:23	79-01-6	
Vinyl chloride	ND	mg/kg	0.0045	0.000089	1		09/22/20 03:26	75-01-4	
Surrogates									
Dibromofluoromethane (S)	98	%.	73-133		1		09/22/20 03:26	1868-53-7	
Toluene-d8 (S)	116	%.	73-130		1		09/22/20 03:26	2037-26-5	
4-Bromofluorobenzene (S)	77	%.	55-129		1		09/22/20 03:26	460-00-4	
Percent Moisture	Analytical Method: SM 2540G								
	Pace Analytical Services - Indianapolis								
Percent Moisture	**15.0**	%	0.10	0.10	1		09/22/20 13:12		N2

This report shall not be reproduced, except in full,
without the written consent of Pace Analytical Services, LLC.

10/26/20

Pace Analytical Services, LLC
7726 Moller Road
Indianapolis, IN 46268
(317)228-3100

ANALYTICAL RESULTS

Project: Amphenol
Pace Project No.: 50267804

Sample: GP-46 SL (23.25-23.75) **Lab ID: 50267804007** Collected: 09/18/20 11:09 Received: 09/18/20 15:38 Matrix: Solid

Results reported on a "dry weight" basis and are adjusted for percent moisture, sample size and any dilutions.

Parameters	Results	Units	Report Limit	MDL	DF	Prepared	Analyzed	CAS No.	Qual
8260 MSV 5035A VOA	Analytical Method: EPA 8260								
	Pace Analytical Services - Indianapolis								
1,1-Dichloroethane	**0.079**	mg/kg	0.0039	0.00036	1		09/22/20 03:58	75-34-3	
1,2-Dichloroethane	ND	mg/kg	0.0039	0.00040	1		09/22/20 03:58	107-06-2	
cis-1,2-Dichloroethene	**0.0041**	mg/kg	0.0039	0.00037	1		09/22/20 03:58	156-59-2	
trans-1,2-Dichloroethene	**0.00044J**	mg/kg	0.0039	0.00037	1		09/22/20 03:58	156-60-5	
Methylene Chloride	**0.0039J**	mg/kg	0.016 U	0.0038	1		09/22/20 03:58	75-09-2	
Tetrachloroethene	ND UJ	mg/kg	0.0039	0.00029	1		09/22/20 03:58	127-18-4	
1,1,1-Trichloroethane	ND	mg/kg	0.0039	0.00033	1		09/22/20 03:58	71-55-6	
Trichloroethene	**7.6**	mg/kg	0.20	0.011	50		09/22/20 13:55	79-01-6	
Vinyl chloride	ND	mg/kg	0.0039	0.000077	1		09/22/20 03:58	75-01-4	
Surrogates									
Dibromofluoromethane (S)	105	%.	73-133		1		09/22/20 03:58	1868-53-7	
Toluene-d8 (S)	128	%.	73-130		1		09/22/20 03:58	2037-26-5	
4-Bromofluorobenzene (S)	70	%.	55-129		1		09/22/20 03:58	460-00-4	
Percent Moisture	Analytical Method: SM 2540G								
	Pace Analytical Services - Indianapolis								
Percent Moisture	**8.0**	%	0.10	0.10	1		09/22/20 13:12		N2

10/26/20

Pace Analytical Services, LLC
7726 Moller Road
Indianapolis, IN 46268
(317)228-3100

ANALYTICAL RESULTS

Project: Amphenol
Pace Project No.: 50267804

Sample: GP-46 SL (22.00-22.50) **Lab ID: 50267804008** Collected: 09/18/20 11:13 Received: 09/18/20 15:38 Matrix: Solid

Results reported on a "dry weight" basis and are adjusted for percent moisture, sample size and any dilutions.

Parameters	Results	Units	Report Limit	MDL	DF	Prepared	Analyzed	CAS No.	Qual
8260 MSV 5035A VOA	Analytical Method: EPA 8260								
	Pace Analytical Services - Indianapolis								
1,1-Dichloroethane	**0.0081**	mg/kg	0.0040	0.00037	1		09/22/20 04:29	75-34-3	
1,2-Dichloroethane	ND	mg/kg	0.0040	0.00041	1		09/22/20 04:29	107-06-2	
cis-1,2-Dichloroethene	**0.0032J**	mg/kg	0.0040	0.00039	1		09/22/20 04:29	156-59-2	
trans-1,2-Dichloroethene	**0.00070J**	mg/kg	0.0040	0.00038	1		09/22/20 04:29	156-60-5	
Methylene Chloride	ND	mg/kg	0.016	0.0039	1		09/22/20 04:29	75-09-2	
Tetrachloroethene	**0.0053**	mg/kg	0.0040	0.00030	1		09/22/20 04:29	127-18-4	
1,1,1-Trichloroethane	**0.031**	mg/kg	0.0040	0.00034	1		09/22/20 04:29	71-55-6	
Trichloroethene	**8.3**	mg/kg	0.44	0.024	100		09/22/20 14:27	79-01-6	
Vinyl chloride	ND	mg/kg	0.0040	0.000080	1		09/22/20 04:29	75-01-4	
Surrogates									
Dibromofluoromethane (S)	102	%.	73-133		1		09/22/20 04:29	1868-53-7	
Toluene-d8 (S)	124	%.	73-130		1		09/22/20 04:29	2037-26-5	
4-Bromofluorobenzene (S)	69	%.	55-129		1		09/22/20 04:29	460-00-4	
Percent Moisture	Analytical Method: SM 2540G								
	Pace Analytical Services - Indianapolis								
Percent Moisture	**13.4**	%	0.10	0.10	1		09/22/20 13:12		N2

This report shall not be reproduced, except in full,
without the written consent of Pace Analytical Services, LLC.

10/26/20

Pace Analytical Services, LLC
7726 Moller Road
Indianapolis, IN 46268
(317)228-3100

ANALYTICAL RESULTS

Project: Amphenol
Pace Project No.: 50267804

Sample: GP-47 SL (15.25-15.75) **Lab ID: 50267804009** Collected: 09/18/20 11:27 Received: 09/18/20 15:38 Matrix: Solid

Results reported on a "dry weight" basis and are adjusted for percent moisture, sample size and any dilutions.

Parameters	Results	Units	Report Limit	MDL	DF	Prepared	Analyzed	CAS No.	Qual
8260 MSV 5035A VOA	Analytical Method: EPA 8260								
	Pace Analytical Services - Indianapolis								
1,1-Dichloroethane	ND	mg/kg	0.0044	0.00041	1		09/22/20 05:01	75-34-3	
1,2-Dichloroethane	ND	mg/kg	0.0044	0.00046	1		09/22/20 05:01	107-06-2	
cis-1,2-Dichloroethene	ND	mg/kg	0.0044	0.00043	1		09/22/20 05:01	156-59-2	
trans-1,2-Dichloroethene	ND	mg/kg	0.0044	0.00042	1		09/22/20 05:01	156-60-5	
Methylene Chloride	ND	mg/kg	0.018	0.0043	1		09/22/20 05:01	75-09-2	
Tetrachloroethene	**0.22**	mg/kg	0.0044	0.00033	1		09/22/20 05:01	127-18-4	
1,1,1-Trichloroethane	**0.0013J**	mg/kg	0.0044	0.00037	1		09/22/20 05:01	71-55-6	
Trichloroethene	**0.0038J**	mg/kg	0.0044	0.00040	1		09/22/20 05:01	79-01-6	
Vinyl chloride	ND	mg/kg	0.0044	0.000088	1		09/22/20 05:01	75-01-4	
Surrogates									
Dibromofluoromethane (S)	100	%.	73-133		1		09/22/20 05:01	1868-53-7	
Toluene-d8 (S)	110	%.	73-130		1		09/22/20 05:01	2037-26-5	
4-Bromofluorobenzene (S)	78	%.	55-129		1		09/22/20 05:01	460-00-4	
Percent Moisture	Analytical Method: SM 2540G								
	Pace Analytical Services - Indianapolis								
Percent Moisture	**5.0**	%	0.10	0.10	1		09/22/20 13:12		N2

REPORT OF LABORATORY ANALYSIS

This report shall not be reproduced, except in full,
without the written consent of Pace Analytical Services, LLC.

10/26/20

Pace Analytical Services, LLC
7726 Moller Road
Indianapolis, IN 46268
(317)228-3100

ANALYTICAL RESULTS

Project: Amphenol
Pace Project No.: 50267804

Sample: GP-47 SL (21.50-22.00) **Lab ID: 50267804010** Collected: 09/18/20 11:30 Received: 09/18/20 15:38 Matrix: Solid

Results reported on a "dry weight" basis and are adjusted for percent moisture, sample size and any dilutions.

Parameters	Results	Units	Report Limit	MDL	DF	Prepared	Analyzed	CAS No.	Qual
8260 MSV 5035A VOA	Analytical Method: EPA 8260								
	Pace Analytical Services - Indianapolis								
1,1-Dichloroethane	ND	mg/kg	0.0044	0.00041	1		09/22/20 05:32	75-34-3	
1,2-Dichloroethane	ND	mg/kg	0.0044	0.00046	1		09/22/20 05:32	107-06-2	
cis-1,2-Dichloroethene	ND	mg/kg	0.0044	0.00043	1		09/22/20 05:32	156-59-2	
trans-1,2-Dichloroethene	ND	mg/kg	0.0044	0.00042	1		09/22/20 05:32	156-60-5	
Methylene Chloride	ND	mg/kg	0.018	0.0043	1		09/22/20 05:32	75-09-2	
Tetrachloroethene	ND	mg/kg	0.0044	0.00033	1		09/22/20 05:32	127-18-4	
1,1,1-Trichloroethane	**0.054**	mg/kg	0.0044	0.00037	1		09/22/20 05:32	71-55-6	
Trichloroethene	**4.2**	mg/kg	0.27	0.015	50		09/22/20 14:59	79-01-6	
Vinyl chloride	ND	mg/kg	0.0044	0.000088	1		09/22/20 05:32	75-01-4	
Surrogates									
Dibromofluoromethane (S)	101	%.	73-133		1		09/22/20 05:32	1868-53-7	
Toluene-d8 (S)	115	%.	73-130		1		09/22/20 05:32	2037-26-5	
4-Bromofluorobenzene (S)	77	%.	55-129		1		09/22/20 05:32	460-00-4	
Percent Moisture	Analytical Method: SM 2540G								
	Pace Analytical Services - Indianapolis								
Percent Moisture	**12.8**	%	0.10	0.10	1		09/22/20 13:14		N2

This report shall not be reproduced, except in full,
without the written consent of Pace Analytical Services, LLC.

10/26/20

Pace Analytical Services, LLC
7726 Moller Road
Indianapolis, IN 46268
(317)228-3100

ANALYTICAL RESULTS

Project: Amphenol
Pace Project No.: 50267804

Sample: GP-47 SL (23.75-24.25) **Lab ID: 50267804011** Collected: 09/18/20 11:32 Received: 09/18/20 15:38 Matrix: Solid

Results reported on a "dry weight" basis and are adjusted for percent moisture, sample size and any dilutions.

Parameters	Results	Units	Report Limit	MDL	DF	Prepared	Analyzed	CAS No.	Qual
8260 MSV 5035A VOA	Analytical Method: EPA 8260								
	Pace Analytical Services - Indianapolis								
1,1-Dichloroethane	ND	mg/kg	0.0048	0.00045	1		09/22/20 06:04	75-34-3	
1,2-Dichloroethane	ND	mg/kg	0.0048	0.00049	1		09/22/20 06:04	107-06-2	
cis-1,2-Dichloroethene	ND	mg/kg	0.0048	0.00046	1		09/22/20 06:04	156-59-2	
trans-1,2-Dichloroethene	ND	mg/kg	0.0048	0.00045	1		09/22/20 06:04	156-60-5	
Methylene Chloride	ND	mg/kg	0.019	0.0047	1		09/22/20 06:04	75-09-2	
Tetrachloroethene	ND	mg/kg	0.0048	0.00036	1		09/22/20 06:04	127-18-4	
1,1,1-Trichloroethane	**0.037**	mg/kg	0.0048	0.00041	1		09/22/20 06:04	71-55-6	
Trichloroethene	**6.2**	mg/kg	0.26	0.014	50		09/22/20 15:31	79-01-6	
Vinyl chloride	ND	mg/kg	0.0048	0.000095	1		09/22/20 06:04	75-01-4	
Surrogates									
Dibromofluoromethane (S)	98	%.	73-133		1		09/22/20 06:04	1868-53-7	
Toluene-d8 (S)	113	%.	73-130		1		09/22/20 06:04	2037-26-5	
4-Bromofluorobenzene (S)	79	%.	55-129		1		09/22/20 06:04	460-00-4	
Percent Moisture	Analytical Method: SM 2540G								
	Pace Analytical Services - Indianapolis								
Percent Moisture	**10.7**	%	0.10	0.10	1		09/22/20 13:14		N2

10/26/20

Pace Analytical Services, LLC
7726 Moller Road
Indianapolis, IN 46268
(317)228-3100

ANALYTICAL RESULTS

Project: Amphenol
Pace Project No.: 50267804

Sample: GP-47 SL (24.25-24.75) **Lab ID: 50267804012** Collected: 09/18/20 11:34 Received: 09/18/20 15:38 Matrix: Solid

Results reported on a "dry weight" basis and are adjusted for percent moisture, sample size and any dilutions.

Parameters	Results	Units	Report Limit	MDL	DF	Prepared	Analyzed	CAS No.	Qual
8260 MSV 5035A VOA	Analytical Method: EPA 8260								
	Pace Analytical Services - Indianapolis								
1,1-Dichloroethane	**0.0084** J	mg/kg	0.0036	0.00020	1		09/22/20 06:20	75-34-3	
1,2-Dichloroethane	ND	mg/kg	0.0036	0.00026	1		09/22/20 06:20	107-06-2	
cis-1,2-Dichloroethene	**0.0039** J	mg/kg	0.0036	0.00024	1		09/22/20 06:20	156-59-2	
trans-1,2-Dichloroethene	**0.00046J** J	mg/kg	0.0036	0.00016	1		09/22/20 06:20	156-60-5	
Methylene Chloride	**0.0021J**	mg/kg	0.0144J 0.014	0.0018	1		09/22/20 06:20	75-09-2	L1
Tetrachloroethene	ND UJ	mg/kg	0.0036	0.00015	1		09/22/20 06:20	127-18-4	
1,1,1-Trichloroethane	**0.0032J** J	mg/kg	0.0036	0.00019	1		09/22/20 06:20	71-55-6	
Trichloroethene	**7.0**	mg/kg	0.80	0.032	200		09/24/20 15:28	79-01-6	M1,R1
Vinyl chloride	ND	mg/kg	0.0036	0.00029	1		09/22/20 06:20	75-01-4	
Surrogates									
Dibromofluoromethane (S)	105	%.	73-133		1		09/22/20 06:20	1868-53-7	
Toluene-d8 (S)	131	%.	73-130		1		09/22/20 06:20	2037-26-5	S5
4-Bromofluorobenzene (S)	65	%.	55-129		1		09/22/20 06:20	460-00-4	
Percent Moisture	Analytical Method: SM 2540G								
	Pace Analytical Services - Indianapolis								
Percent Moisture	**8.5**	%	0.10	0.10	1		09/22/20 13:14		N2

This report shall not be reproduced, except in full,
without the written consent of Pace Analytical Services, LLC.

10/26/20

Pace Analytical Services, LLC
7726 Moller Road
Indianapolis, IN 46268
(317)228-3100

ANALYTICAL RESULTS

Project: Amphenol
Pace Project No.: 50267804

Sample: GP-48 SL (15.50-16.00) **Lab ID: 50267804013** Collected: 09/18/20 12:02 Received: 09/18/20 15:38 Matrix: Solid

Results reported on a "dry weight" basis and are adjusted for percent moisture, sample size and any dilutions.

Parameters	Results	Units	Report Limit	MDL	DF	Prepared	Analyzed	CAS No.	Qual
8260 MSV 5035A VOA	Analytical Method: EPA 8260								
	Pace Analytical Services - Indianapolis								
1,1-Dichloroethane	ND	mg/kg	0.0071	0.00066	1		09/22/20 06:35	75-34-3	
1,2-Dichloroethane	ND	mg/kg	0.0071	0.00073	1		09/22/20 06:35	107-06-2	
cis-1,2-Dichloroethene	ND	mg/kg	0.0071	0.00068	1		09/22/20 06:35	156-59-2	
trans-1,2-Dichloroethene	ND	mg/kg	0.0071	0.00067	1		09/22/20 06:35	156-60-5	
Methylene Chloride	ND	mg/kg	0.028	0.0070	1		09/22/20 06:35	75-09-2	
Tetrachloroethene	**0.055**	mg/kg	0.0071	0.00053	1		09/22/20 06:35	127-18-4	
1,1,1-Trichloroethane	ND	mg/kg	0.0071	0.00060	1		09/22/20 06:35	71-55-6	
Trichloroethene	**0.0047J**	mg/kg	0.0071	0.00064	1		09/22/20 06:35	79-01-6	
Vinyl chloride	ND	mg/kg	0.0071	0.00014	1		09/22/20 06:35	75-01-4	
Surrogates									
Dibromofluoromethane (S)	99	%.	73-133		1		09/22/20 06:35	1868-53-7	
Toluene-d8 (S)	107	%.	73-130		1		09/22/20 06:35	2037-26-5	
4-Bromofluorobenzene (S)	81	%.	55-129		1		09/22/20 06:35	460-00-4	
Percent Moisture	Analytical Method: SM 2540G								
	Pace Analytical Services - Indianapolis								
Percent Moisture	**4.1**	%	0.10	0.10	1		09/22/20 13:15		N2

This report shall not be reproduced, except in full,
without the written consent of Pace Analytical Services, LLC.

10/26/20

Pace Analytical Services, LLC
7726 Moller Road
Indianapolis, IN 46268
(317)228-3100

ANALYTICAL RESULTS

Project: Amphenol
Pace Project No.: 50267804

Sample: GP-48 SL (25.00-25.50) **Lab ID: 50267804014** Collected: 09/18/20 12:04 Received: 09/18/20 15:38 Matrix: Solid

Results reported on a "dry weight" basis and are adjusted for percent moisture, sample size and any dilutions.

Parameters	Results	Units	Report Limit	MDL	DF	Prepared	Analyzed	CAS No.	Qual
8260 MSV 5035A VOA	Analytical Method: EPA 8260								
	Pace Analytical Services - Indianapolis								
1,1-Dichloroethane	**0.016**	mg/kg	0.0039	0.00022	1		09/21/20 22:27	75-34-3	
1,2-Dichloroethane	ND	mg/kg	0.0039	0.00028	1		09/21/20 22:27	107-06-2	
cis-1,2-Dichloroethene	**0.0049**	mg/kg	0.0039	0.00026	1		09/21/20 22:27	156-59-2	
trans-1,2-Dichloroethene	**0.00028J**	mg/kg	0.0039	0.00017	1		09/21/20 22:27	156-60-5	
Methylene Chloride	ND	mg/kg	0.016	0.0019	1		09/21/20 22:27	75-09-2	L1
Tetrachloroethene	**0.0032J**	mg/kg	0.0039	0.00017	1		09/21/20 22:27	127-18-4	
1,1,1-Trichloroethane	**0.00038J**	mg/kg	0.0039	0.00021	1		09/21/20 22:27	71-55-6	
Trichloroethene	**4.9**	mg/kg	0.20	0.011	50		09/22/20 16:03	79-01-6	
Vinyl chloride	ND	mg/kg	0.0039	0.00032	1		09/21/20 22:27	75-01-4	
Surrogates									
Dibromofluoromethane (S)	109	%.	73-133		1		09/21/20 22:27	1868-53-7	
Toluene-d8 (S)	134	%.	73-130		1		09/21/20 22:27	2037-26-5	S5
4-Bromofluorobenzene (S)	66	%.	55-129		1		09/21/20 22:27	460-00-4	
Percent Moisture	Analytical Method: SM 2540G								
	Pace Analytical Services - Indianapolis								
Percent Moisture	**8.3**	%	0.10	0.10	1		09/22/20 13:15		N2

This report shall not be reproduced, except in full,
without the written consent of Pace Analytical Services, LLC.

10/26/20

Pace Analytical Services, LLC
7726 Moller Road
Indianapolis, IN 46268
(317)228-3100

ANALYTICAL RESULTS

Project: Amphenol
Pace Project No.: 50267804

Sample: GP-48 SL (24.50-25.00) **Lab ID: 50267804015** Collected: 09/18/20 12:06 Received: 09/18/20 15:38 Matrix: Solid

Results reported on a "dry weight" basis and are adjusted for percent moisture, sample size and any dilutions.

Parameters	Results	Units	Report Limit	MDL	DF	Prepared	Analyzed	CAS No.	Qual
8260 MSV 5035A VOA	Analytical Method: EPA 8260								
	Pace Analytical Services - Indianapolis								
1,1-Dichloroethane	ND	mg/kg	0.0044	0.00024	1		09/21/20 22:58	75-34-3	
1,2-Dichloroethane	ND	mg/kg	0.0044	0.00032	1		09/21/20 22:58	107-06-2	
cis-1,2-Dichloroethene	ND	mg/kg	0.0044	0.00029	1		09/21/20 22:58	156-59-2	
trans-1,2-Dichloroethene	ND	mg/kg	0.0044	0.00019	1		09/21/20 22:58	156-60-5	
Methylene Chloride	ND	mg/kg	0.017	0.0021	1		09/21/20 22:58	75-09-2	L1
Tetrachloroethene	**0.10**	mg/kg	0.0044	0.00019	1		09/21/20 22:58	127-18-4	
1,1,1-Trichloroethane	**0.0064**	mg/kg	0.0044	0.00024	1		09/21/20 22:58	71-55-6	
Trichloroethene	**0.093**	mg/kg	0.0044	0.00024	1		09/21/20 22:58	79-01-6	
Vinyl chloride	ND	mg/kg	0.0044	0.00035	1		09/21/20 22:58	75-01-4	
Surrogates									
Dibromofluoromethane (S)	103	%.	73-133		1		09/21/20 22:58	1868-53-7	
Toluene-d8 (S)	106	%.	73-130		1		09/21/20 22:58	2037-26-5	
4-Bromofluorobenzene (S)	81	%.	55-129		1		09/21/20 22:58	460-00-4	
Percent Moisture	Analytical Method: SM 2540G								
	Pace Analytical Services - Indianapolis								
Percent Moisture	**8.8**	%	0.10	0.10	1		09/22/20 13:15		N2

This report shall not be reproduced, except in full,
without the written consent of Pace Analytical Services, LLC.

10/26/20

Pace Analytical Services, LLC
7726 Moller Road
Indianapolis, IN 46268
(317)228-3100

ANALYTICAL RESULTS

Project: Amphenol
Pace Project No.: 50267804

Sample: GP-48 SL (23.50-24.00) **Lab ID: 50267804016** Collected: 09/18/20 12:08 Received: 09/18/20 15:38 Matrix: Solid

Results reported on a "dry weight" basis and are adjusted for percent moisture, sample size and any dilutions.

Parameters	Results	Units	Report Limit	MDL	DF	Prepared	Analyzed	CAS No.	Qual
8260 MSV 5035A VOA	Analytical Method: EPA 8260								
	Pace Analytical Services - Indianapolis								
1,1-Dichloroethane	ND	mg/kg	0.0049	0.00027	1		09/21/20 23:30	75-34-3	
1,2-Dichloroethane	ND	mg/kg	0.0049	0.00036	1		09/21/20 23:30	107-06-2	
cis-1,2-Dichloroethene	ND	mg/kg	0.0049	0.00033	1		09/21/20 23:30	156-59-2	
trans-1,2-Dichloroethene	ND	mg/kg	0.0049	0.00022	1		09/21/20 23:30	156-60-5	
Methylene Chloride	ND	mg/kg	0.020	0.0024	1		09/21/20 23:30	75-09-2	L1
Tetrachloroethene	**0.11**	mg/kg	0.0049	0.00021	1		09/21/20 23:30	127-18-4	
1,1,1-Trichloroethane	**0.014**	mg/kg	0.0049	0.00027	1		09/21/20 23:30	71-55-6	
Trichloroethene	**0.082**	mg/kg	0.0049	0.00027	1		09/21/20 23:30	79-01-6	
Vinyl chloride	ND	mg/kg	0.0049	0.00040	1		09/21/20 23:30	75-01-4	
Surrogates									
Dibromofluoromethane (S)	101	%.	73-133		1		09/21/20 23:30	1868-53-7	
Toluene-d8 (S)	104	%.	73-130		1		09/21/20 23:30	2037-26-5	
4-Bromofluorobenzene (S)	83	%.	55-129		1		09/21/20 23:30	460-00-4	
Percent Moisture	Analytical Method: SM 2540G								
	Pace Analytical Services - Indianapolis								
Percent Moisture	**11.9**	%	0.10	0.10	1		09/22/20 13:15		N2

10/26/20

Pace Analytical Services, LLC
7726 Moller Road
Indianapolis, IN 46268
(317)228-3100

ANALYTICAL RESULTS

Project: Amphenol
Pace Project No.: 50267804

Sample: GP-49 SL (12-14) **Lab ID: 50267804017** Collected: 09/18/20 12:43 Received: 09/18/20 15:38 Matrix: Solid

Results reported on a "dry weight" basis and are adjusted for percent moisture, sample size and any dilutions.

Parameters	Results	Units	Report Limit	MDL	DF	Prepared	Analyzed	CAS No.	Qual
8260 MSV 5035A VOA	Analytical Method: EPA 8260								
	Pace Analytical Services - Indianapolis								
1,1-Dichloroethane	ND	mg/kg	0.0042	0.00023	1		09/22/20 00:02	75-34-3	
1,2-Dichloroethane	ND	mg/kg	0.0042	0.00030	1		09/22/20 00:02	107-06-2	
cis-1,2-Dichloroethene	ND	mg/kg	0.0042	0.00028	1		09/22/20 00:02	156-59-2	
trans-1,2-Dichloroethene	ND	mg/kg	0.0042	0.00019	1		09/22/20 00:02	156-60-5	
Methylene Chloride	ND	mg/kg	0.017	0.0021	1		09/22/20 00:02	75-09-2	L1
Tetrachloroethene	**0.0036J**	mg/kg	0.0042	0.00018	1		09/22/20 00:02	127-18-4	
1,1,1-Trichloroethane	ND	mg/kg	0.0042	0.00023	1		09/22/20 00:02	71-55-6	
Trichloroethene	**0.0011J**	mg/kg	0.0042	0.00023	1		09/22/20 00:02	79-01-6	
Vinyl chloride	ND	mg/kg	0.0042	0.00034	1		09/22/20 00:02	75-01-4	
Surrogates									
Dibromofluoromethane (S)	103	%.	73-133		1		09/22/20 00:02	1868-53-7	
Toluene-d8 (S)	103	%.	73-130		1		09/22/20 00:02	2037-26-5	
4-Bromofluorobenzene (S)	88	%.	55-129		1		09/22/20 00:02	460-00-4	
Percent Moisture	Analytical Method: SM 2540G								
	Pace Analytical Services - Indianapolis								
Percent Moisture	**12.0**	%	0.10	0.10	1		09/22/20 13:15		N2

This report shall not be reproduced, except in full,
without the written consent of Pace Analytical Services, LLC.

10/26/20

Pace Analytical®
www.pacelabs.com

Pace Analytical Services, LLC
7726 Moller Road
Indianapolis, IN 46268
(317)228-3100

ANALYTICAL RESULTS

Project: Amphenol
Pace Project No.: 50267804

Sample: GP-49 SL (14.50-15.00) **Lab ID: 50267804018** Collected: 09/18/20 12:45 Received: 09/18/20 15:38 Matrix: Solid

Results reported on a "dry weight" basis and are adjusted for percent moisture, sample size and any dilutions.

Parameters	Results	Units	Report Limit	MDL	DF	Prepared	Analyzed	CAS No.	Qual
8260 MSV 5035A VOA	Analytical Method: EPA 8260								
	Pace Analytical Services - Indianapolis								
1,1-Dichloroethane	ND	mg/kg	0.0051	0.00028	1		09/22/20 00:33	75-34-3	
1,2-Dichloroethane	ND	mg/kg	0.0051	0.00037	1		09/22/20 00:33	107-06-2	
cis-1,2-Dichloroethene	ND	mg/kg	0.0051	0.00034	1		09/22/20 00:33	156-59-2	
trans-1,2-Dichloroethene	ND	mg/kg	0.0051	0.00022	1		09/22/20 00:33	156-60-5	
Methylene Chloride	**0.0036J** UJ	mg/kg 0.020	0.020 ~~X~~	0.0025	1		09/22/20 00:33	75-09-2	L1
Tetrachloroethene	**0.0038J**	mg/kg	0.0051	0.00022	1		09/22/20 00:33	127-18-4	
1,1,1-Trichloroethane	ND	mg/kg	0.0051	0.00027	1		09/22/20 00:33	71-55-6	
Trichloroethene	**0.00056J**	mg/kg	0.0051	0.00028	1		09/22/20 00:33	79-01-6	
Vinyl chloride	ND	mg/kg	0.0051	0.00041	1		09/22/20 00:33	75-01-4	
Surrogates									
Dibromofluoromethane (S)	103	%.	73-133		1		09/22/20 00:33	1868-53-7	
Toluene-d8 (S)	101	%.	73-130		1		09/22/20 00:33	2037-26-5	
4-Bromofluorobenzene (S)	88	%.	55-129		1		09/22/20 00:33	460-00-4	
Percent Moisture	Analytical Method: SM 2540G								
	Pace Analytical Services - Indianapolis								
Percent Moisture	**13.6**	%	0.10	0.10	1		09/22/20 13:15		N2

This report shall not be reproduced, except in full,
without the written consent of Pace Analytical Services, LLC.

10/26/20

Pace Analytical Services, LLC
7726 Moller Road
Indianapolis, IN 46268
(317)228-3100

ANALYTICAL RESULTS

Project: Amphenol
Pace Project No.: 50267804

Sample: GP-49 SL (21.50-22.00) **Lab ID: 50267804019** Collected: 09/18/20 12:50 Received: 09/18/20 15:38 Matrix: Solid

Results reported on a "dry weight" basis and are adjusted for percent moisture, sample size and any dilutions.

Parameters	Results	Units	Report Limit	MDL	DF	Prepared	Analyzed	CAS No.	Qual
8260 MSV 5035A VOA	Analytical Method: EPA 8260								
	Pace Analytical Services - Indianapolis								
1,1-Dichloroethane	ND	mg/kg	0.0051	0.00028	1		09/22/20 01:05	75-34-3	
1,2-Dichloroethane	ND	mg/kg	0.0051	0.00037	1		09/22/20 01:05	107-06-2	
cis-1,2-Dichloroethene	ND	mg/kg	0.0051	0.00033	1		09/22/20 01:05	156-59-2	
trans-1,2-Dichloroethene	ND	mg/kg	0.0051	0.00022	1		09/22/20 01:05	156-60-5	
Methylene Chloride	ND	mg/kg	0.020	0.0025	1		09/22/20 01:05	75-09-2	L1
Tetrachloroethene	**0.018**	mg/kg	0.0051	0.00022	1		09/22/20 01:05	127-18-4	
1,1,1-Trichloroethane	**0.0049J**	mg/kg	0.0051	0.00027	1		09/22/20 01:05	71-55-6	
Trichloroethene	**0.0084**	mg/kg	0.0051	0.00028	1		09/22/20 01:05	79-01-6	
Vinyl chloride	ND	mg/kg	0.0051	0.00041	1		09/22/20 01:05	75-01-4	
Surrogates									
Dibromofluoromethane (S)	102	%.	73-133		1		09/22/20 01:05	1868-53-7	
Toluene-d8 (S)	105	%.	73-130		1		09/22/20 01:05	2037-26-5	
4-Bromofluorobenzene (S)	83	%.	55-129		1		09/22/20 01:05	460-00-4	
Percent Moisture	Analytical Method: SM 2540G								
	Pace Analytical Services - Indianapolis								
Percent Moisture	**13.7**	%	0.10	0.10	1		09/22/20 13:15		N2

REPORT OF LABORATORY ANALYSIS

This report shall not be reproduced, except in full,
without the written consent of Pace Analytical Services, LLC.

10/26/20

Pace Analytical Services, LLC
7726 Moller Road
Indianapolis, IN 46268
(317)228-3100

ANALYTICAL RESULTS

Project: Amphenol
Pace Project No.: 50267804

Sample: GP-49 SL (23.50-24.00) **Lab ID: 50267804020** Collected: 09/18/20 12:52 Received: 09/18/20 15:38 Matrix: Solid

Results reported on a "dry weight" basis and are adjusted for percent moisture, sample size and any dilutions.

Parameters	Results	Units	Report Limit	MDL	DF	Prepared	Analyzed	CAS No.	Qual
8260 MSV 5035A VOA	Analytical Method: EPA 8260								
	Pace Analytical Services - Indianapolis								
1,1-Dichloroethane	ND	mg/kg	0.0040	0.00022	1		09/22/20 01:36	75-34-3	
1,2-Dichloroethane	ND	mg/kg	0.0040	0.00029	1		09/22/20 01:36	107-06-2	
cis-1,2-Dichloroethene	ND	mg/kg	0.0040	0.00027	1		09/22/20 01:36	156-59-2	
trans-1,2-Dichloroethene	ND	mg/kg	0.0040	0.00018	1		09/22/20 01:36	156-60-5	
Methylene Chloride	**0.0030J**	mg/kg 0.016U	0.016	0.0020	1		09/22/20 01:36	75-09-2	L1
Tetrachloroethene	**0.15** J	mg/kg	0.0040	0.00017	1		09/22/20 01:36	127-18-4	
1,1,1-Trichloroethane	**0.024** J	mg/kg	0.0040	0.00022	1		09/22/20 01:36	71-55-6	
Trichloroethene	**0.055** J	mg/kg	0.0040	0.00022	1		09/22/20 01:36	79-01-6	
Vinyl chloride	ND	mg/kg	0.0040	0.00033	1		09/22/20 01:36	75-01-4	
Surrogates									
Dibromofluoromethane (S)	116	%.	73-133		1		09/22/20 01:36	1868-53-7	
Toluene-d8 (S)	139	%.	73-130		1		09/22/20 01:36	2037-26-5	S5
4-Bromofluorobenzene (S)	62	%.	55-129		1		09/22/20 01:36	460-00-4	
Percent Moisture	Analytical Method: SM 2540G								
	Pace Analytical Services - Indianapolis								
Percent Moisture	**9.9**	%	0.10	0.10	1		09/22/20 13:15		N2

This report shall not be reproduced, except in full,
without the written consent of Pace Analytical Services, LLC.

10/26/20

Pace Analytical Services, LLC
7726 Moller Road
Indianapolis, IN 46268
(317)228-3100

ANALYTICAL RESULTS

Project: Amphenol
Pace Project No.: 50267804

Sample: GP-50 SL (14.50-15.00) **Lab ID: 50267804021** Collected: 09/18/20 13:30 Received: 09/18/20 15:38 Matrix: Solid

Results reported on a "dry weight" basis and are adjusted for percent moisture, sample size and any dilutions.

Parameters	Results	Units	Report Limit	MDL	DF	Prepared	Analyzed	CAS No.	Qual
8260 MSV 5035A VOA	Analytical Method: EPA 8260								
	Pace Analytical Services - Indianapolis								
1,1-Dichloroethane	ND	mg/kg	0.0047	0.00026	1		09/22/20 05:48	75-34-3	R1
1,2-Dichloroethane	ND	mg/kg	0.0047	0.00034	1		09/22/20 05:48	107-06-2	R1
cis-1,2-Dichloroethene	ND	mg/kg	0.0047	0.00031	1		09/22/20 05:48	156-59-2	R1
trans-1,2-Dichloroethene	ND	mg/kg	0.0047	0.00021	1		09/22/20 05:48	156-60-5	R1
Methylene Chloride	ND	mg/kg	0.019	0.0023	1		09/22/20 05:48	75-09-2	L1,R1
Tetrachloroethene	**0.031** J	mg/kg	0.0047	0.00020	1		09/22/20 05:48	127-18-4	M1,R1
1,1,1-Trichloroethane	ND	mg/kg	0.0047	0.00025	1		09/22/20 05:48	71-55-6	R1
Trichloroethene	ND	mg/kg	0.0047	0.00026	1		09/22/20 05:48	79-01-6	R1
Vinyl chloride	ND	mg/kg	0.0047	0.00038	1		09/22/20 05:48	75-01-4	R1
Surrogates									
Dibromofluoromethane (S)	104	%.	73-133		1		09/22/20 05:48	1868-53-7	
Toluene-d8 (S)	103	%.	73-130		1		09/22/20 05:48	2037-26-5	
4-Bromofluorobenzene (S)	84	%.	55-129		1		09/22/20 05:48	460-00-4	
Percent Moisture	Analytical Method: SM 2540G								
	Pace Analytical Services - Indianapolis								
Percent Moisture	**5.3**	%	0.10	0.10	1		09/22/20 13:15		N2

This report shall not be reproduced, except in full,
without the written consent of Pace Analytical Services, LLC.

10/26/20

Pace Analytical Services, LLC
7726 Moller Road
Indianapolis, IN 46268
(317)228-3100

ANALYTICAL RESULTS

Project: Amphenol
Pace Project No.: 50267804

Sample: GP-50 SL (22.50-23.00) **Lab ID: 50267804022** Collected: 09/18/20 13:42 Received: 09/18/20 15:38 Matrix: Solid

Results reported on a "dry weight" basis and are adjusted for percent moisture, sample size and any dilutions.

Parameters	Results	Units	Report Limit	MDL	DF	Prepared	Analyzed	CAS No.	Qual
8260 MSV 5035A VOA	Analytical Method: EPA 8260								
	Pace Analytical Services - Indianapolis								
1,1-Dichloroethane	ND	mg/kg	0.0042	0.00023	1		09/22/20 02:07	75-34-3	
1,2-Dichloroethane	ND	mg/kg	0.0042	0.00031	1		09/22/20 02:07	107-06-2	
cis-1,2-Dichloroethene	ND	mg/kg	0.0042	0.00028	1		09/22/20 02:07	156-59-2	
trans-1,2-Dichloroethene	ND	mg/kg	0.0042	0.00019	1		09/22/20 02:07	156-60-5	
Methylene Chloride	ND	mg/kg	0.017	0.0021	1		09/22/20 02:07	75-09-2	L1
Tetrachloroethene	**0.050**	mg/kg	0.0042	0.00018	1		09/22/20 02:07	127-18-4	
1,1,1-Trichloroethane	**0.0014J**	mg/kg	0.0042	0.00023	1		09/22/20 02:07	71-55-6	
Trichloroethene	ND	mg/kg	0.0042	0.00023	1		09/22/20 02:07	79-01-6	
Vinyl chloride	ND	mg/kg	0.0042	0.00034	1		09/22/20 02:07	75-01-4	
Surrogates									
Dibromofluoromethane (S)	99	%.	73-133		1		09/22/20 02:07	1868-53-7	
Toluene-d8 (S)	104	%.	73-130		1		09/22/20 02:07	2037-26-5	
4-Bromofluorobenzene (S)	83	%.	55-129		1		09/22/20 02:07	460-00-4	
Percent Moisture	Analytical Method: SM 2540G								
	Pace Analytical Services - Indianapolis								
Percent Moisture	**5.2**	%	0.10	0.10	1		09/22/20 13:15		N2

This report shall not be reproduced, except in full,
without the written consent of Pace Analytical Services, LLC.

10/26/20

Pace Analytical Services, LLC
7726 Moller Road
Indianapolis, IN 46268
(317)228-3100

ANALYTICAL RESULTS

Project: Amphenol
Pace Project No.: 50267804

Sample: GP-50 SL (23.75-24.25) **Lab ID: 50267804023** Collected: 09/18/20 13:34 Received: 09/18/20 15:38 Matrix: Solid

Results reported on a "dry weight" basis and are adjusted for percent moisture, sample size and any dilutions.

Parameters	Results	Units	Report Limit	MDL	DF	Prepared	Analyzed	CAS No.	Qual
8260 MSV 5035A VOA	Analytical Method: EPA 8260								
	Pace Analytical Services - Indianapolis								
1,1-Dichloroethane	ND	mg/kg	0.0050	0.00027	1		09/22/20 02:39	75-34-3	
1,2-Dichloroethane	ND	mg/kg	0.0050	0.00036	1		09/22/20 02:39	107-06-2	
cis-1,2-Dichloroethene	ND	mg/kg	0.0050	0.00033	1		09/22/20 02:39	156-59-2	
trans-1,2-Dichloroethene	ND	mg/kg	0.0050	0.00022	1		09/22/20 02:39	156-60-5	
Methylene Chloride	ND	mg/kg	0.020	0.0025	1		09/22/20 02:39	75-09-2	L1
Tetrachloroethene	**0.0049J**	mg/kg	0.0050	0.00021	1		09/22/20 02:39	127-18-4	
1,1,1-Trichloroethane	**0.0014J**	mg/kg	0.0050	0.00027	1		09/22/20 02:39	71-55-6	
Trichloroethene	ND	mg/kg	0.0050	0.00027	1		09/22/20 02:39	79-01-6	
Vinyl chloride	ND	mg/kg	0.0050	0.00041	1		09/22/20 02:39	75-01-4	
Surrogates									
Dibromofluoromethane (S)	99	%.	73-133		1		09/22/20 02:39	1868-53-7	
Toluene-d8 (S)	103	%.	73-130		1		09/22/20 02:39	2037-26-5	
4-Bromofluorobenzene (S)	85	%.	55-129		1		09/22/20 02:39	460-00-4	
Percent Moisture	Analytical Method: SM 2540G								
	Pace Analytical Services - Indianapolis								
Percent Moisture	**6.8**	%	0.10	0.10	1		09/22/20 13:15		N2

This report shall not be reproduced, except in full,
without the written consent of Pace Analytical Services, LLC.

10/26/20

Pace Analytical Services, LLC
7726 Moller Road
Indianapolis, IN 46268
(317)228-3100

ANALYTICAL RESULTS

Project: Amphenol
Pace Project No.: 50267804

Sample: GP-50 SL (24.25-24.75) **Lab ID: 50267804024** Collected: 09/18/20 13:38 Received: 09/18/20 15:38 Matrix: Solid

Results reported on a "dry weight" basis and are adjusted for percent moisture, sample size and any dilutions.

Parameters	Results	Units	Report Limit	MDL	DF	Prepared	Analyzed	CAS No.	Qual
8260 MSV 5035A VOA	Analytical Method: EPA 8260								
	Pace Analytical Services - Indianapolis								
1,1-Dichloroethane	**0.0030J**	mg/kg	0.0039	0.00021	1		09/22/20 03:11	75-34-3	
1,2-Dichloroethane	ND	mg/kg	0.0039	0.00028	1		09/22/20 03:11	107-06-2	
cis-1,2-Dichloroethene	ND	mg/kg	0.0039	0.00026	1		09/22/20 03:11	156-59-2	
trans-1,2-Dichloroethene	ND	mg/kg	0.0039	0.00017	1		09/22/20 03:11	156-60-5	
Methylene Chloride	ND	mg/kg	0.015	0.0019	1		09/22/20 03:11	75-09-2	L1
Tetrachloroethene	**0.0013J**	mg/kg	0.0039	0.00016	1		09/22/20 03:11	127-18-4	
1,1,1-Trichloroethane	**0.023**	mg/kg	0.0039	0.00021	1		09/22/20 03:11	71-55-6	
Trichloroethene	**0.082**	mg/kg	0.0039	0.00021	1		09/22/20 03:11	79-01-6	
Vinyl chloride	ND	mg/kg	0.0039	0.00031	1		09/22/20 03:11	75-01-4	
Surrogates									
Dibromofluoromethane (S)	106	%.	73-133		1		09/22/20 03:11	1868-53-7	
Toluene-d8 (S)	110	%.	73-130		1		09/22/20 03:11	2037-26-5	
4-Bromofluorobenzene (S)	79	%.	55-129		1		09/22/20 03:11	460-00-4	
Percent Moisture	Analytical Method: SM 2540G								
	Pace Analytical Services - Indianapolis								
Percent Moisture	**8.2**	%	0.10	0.10	1		09/22/20 13:15		N2

This report shall not be reproduced, except in full,
without the written consent of Pace Analytical Services, LLC.

10/26/20

Pace Analytical Services, LLC
7726 Moller Road
Indianapolis, IN 46268
(317)228-3100

ANALYTICAL RESULTS

Project: Amphenol
Pace Project No.: 50267804

Sample: FD-7 **Lab ID: 50267804025** Collected: 09/18/20 08:00 Received: 09/18/20 15:38 Matrix: Solid

Results reported on a "dry weight" basis and are adjusted for percent moisture, sample size and any dilutions.

Parameters	Results	Units	Report Limit	MDL	DF	Prepared	Analyzed	CAS No.	Qual
8260 MSV 5035A VOA	Analytical Method: EPA 8260								
	Pace Analytical Services - Indianapolis								
1,1-Dichloroethane	ND	mg/kg	0.0049	0.00027	1		09/22/20 03:42	75-34-3	
1,2-Dichloroethane	ND	mg/kg	0.0049	0.00036	1		09/22/20 03:42	107-06-2	
cis-1,2-Dichloroethene	ND	mg/kg	0.0049	0.00033	1		09/22/20 03:42	156-59-2	
trans-1,2-Dichloroethene	ND	mg/kg	0.0049	0.00022	1		09/22/20 03:42	156-60-5	
Methylene Chloride	ND	mg/kg	0.020	0.0024	1		09/22/20 03:42	75-09-2	L1
Tetrachloroethene	**0.083**	mg/kg	0.0049	0.00021	1		09/22/20 03:42	127-18-4	
1,1,1-Trichloroethane	**0.00035J**	mg/kg	0.0049	0.00027	1		09/22/20 03:42	71-55-6	
Trichloroethene	**0.0019J**	mg/kg	0.0049	0.00027	1		09/22/20 03:42	79-01-6	
Vinyl chloride	ND	mg/kg	0.0049	0.00040	1		09/22/20 03:42	75-01-4	
Surrogates									
Dibromofluoromethane (S)	103	%.	73-133		1		09/22/20 03:42	1868-53-7	
Toluene-d8 (S)	106	%.	73-130		1		09/22/20 03:42	2037-26-5	
4-Bromofluorobenzene (S)	83	%.	55-129		1		09/22/20 03:42	460-00-4	
Percent Moisture	Analytical Method: SM 2540G								
	Pace Analytical Services - Indianapolis								
Percent Moisture	**11.3**	%	0.10	0.10	1		09/22/20 13:15		N2

REPORT OF LABORATORY ANALYSIS

This report shall not be reproduced, except in full,
without the written consent of Pace Analytical Services, LLC.

10/26/20

Pace Analytical Services, LLC
7726 Moller Road
Indianapolis, IN 46268
(317)228-3100

ANALYTICAL RESULTS

Project: Amphenol
Pace Project No.: 50267804

Sample: FD-8 **Lab ID: 50267804026** Collected: 09/18/20 08:00 Received: 09/18/20 15:38 Matrix: Solid

Results reported on a "dry weight" basis and are adjusted for percent moisture, sample size and any dilutions.

Parameters	Results	Units	Report Limit	MDL	DF	Prepared	Analyzed	CAS No.	Qual
8260 MSV 5035A VOA	Analytical Method: EPA 8260								
	Pace Analytical Services - Indianapolis								
1,1-Dichloroethane	ND	mg/kg	0.0048	0.00026	1		09/22/20 04:14	75-34-3	
1,2-Dichloroethane	ND	mg/kg	0.0048	0.00035	1		09/22/20 04:14	107-06-2	
cis-1,2-Dichloroethene	ND	mg/kg	0.0048	0.00032	1		09/22/20 04:14	156-59-2	
trans-1,2-Dichloroethene	ND	mg/kg	0.0048	0.00021	1		09/22/20 04:14	156-60-5	
Methylene Chloride	ND	mg/kg	0.019	0.0024	1		09/22/20 04:14	75-09-2	L1
Tetrachloroethene	**0.098**	mg/kg	0.0048	0.00021	1		09/22/20 04:14	127-18-4	
1,1,1-Trichloroethane	**0.0083**	mg/kg	0.0048	0.00026	1		09/22/20 04:14	71-55-6	
Trichloroethene	**0.079**	mg/kg	0.0048	0.00026	1		09/22/20 04:14	79-01-6	
Vinyl chloride	ND	mg/kg	0.0048	0.00039	1		09/22/20 04:14	75-01-4	
Surrogates									
Dibromofluoromethane (S)	102	%.	73-133		1		09/22/20 04:14	1868-53-7	
Toluene-d8 (S)	107	%.	73-130		1		09/22/20 04:14	2037-26-5	
4-Bromofluorobenzene (S)	80	%.	55-129		1		09/22/20 04:14	460-00-4	
Percent Moisture	Analytical Method: SM 2540G								
	Pace Analytical Services - Indianapolis								
Percent Moisture	**7.0**	%	0.10	0.10	1		09/22/20 13:15		N2

10/26/20

Pace Analytical Services, LLC
7726 Moller Road
Indianapolis, IN 46268
(317)228-3100

ANALYTICAL RESULTS

Project: Amphenol
Pace Project No.: 50267804

Sample: FD-9 **Lab ID: 50267804027** Collected: 09/18/20 08:00 Received: 09/18/20 15:38 Matrix: Solid

Results reported on a "dry weight" basis and are adjusted for percent moisture, sample size and any dilutions.

Parameters	Results	Units	Report Limit	MDL	DF	Prepared	Analyzed	CAS No.	Qual
8260 MSV 5035A VOA	Analytical Method: EPA 8260								
	Pace Analytical Services - Indianapolis								
1,1-Dichloroethane	ND	mg/kg	0.0046	0.00025	1		09/22/20 04:45	75-34-3	
1,2-Dichloroethane	ND	mg/kg	0.0046	0.00034	1		09/22/20 04:45	107-06-2	
cis-1,2-Dichloroethene	ND	mg/kg	0.0046	0.00031	1		09/22/20 04:45	156-59-2	
trans-1,2-Dichloroethene	ND	mg/kg	0.0046	0.00020	1		09/22/20 04:45	156-60-5	
Methylene Chloride	ND	mg/kg	0.019	0.0023	1		09/22/20 04:45	75-09-2	L1
Tetrachloroethene	**0.028**	mg/kg	0.0046	0.00020	1		09/22/20 04:45	127-18-4	
1,1,1-Trichloroethane	**0.0096**	mg/kg	0.0046	0.00025	1		09/22/20 04:45	71-55-6	
Trichloroethene	**0.012**	mg/kg	0.0046	0.00025	1		09/22/20 04:45	79-01-6	
Vinyl chloride	ND	mg/kg	0.0046	0.00038	1		09/22/20 04:45	75-01-4	
Surrogates									
Dibromofluoromethane (S)	107	%.	73-133		1		09/22/20 04:45	1868-53-7	
Toluene-d8 (S)	115	%.	73-130		1		09/22/20 04:45	2037-26-5	
4-Bromofluorobenzene (S)	78	%.	55-129		1		09/22/20 04:45	460-00-4	
Percent Moisture	Analytical Method: SM 2540G								
	Pace Analytical Services - Indianapolis								
Percent Moisture	**9.7**	%	0.10	0.10	1		09/22/20 13:15		N2

This report shall not be reproduced, except in full,
without the written consent of Pace Analytical Services, LLC.

10/26/2020

Pace Analytical Services, LLC
7726 Moller Road
Indianapolis, IN 46268
(317)228-3100

ANALYTICAL RESULTS

Project: Amphenol
Pace Project No.: 50267804

Sample: GP-49 SL (6-8) **Lab ID: 50267804028** Collected: 09/18/20 12:55 Received: 09/18/20 15:38 Matrix: Solid

Results reported on a "dry weight" basis and are adjusted for percent moisture, sample size and any dilutions.

Parameters	Results	Units	Report Limit	MDL	DF	Prepared	Analyzed	CAS No.	Qual
8260 MSV 5035A VOA	Analytical Method: EPA 8260								
	Pace Analytical Services - Indianapolis								
1,1-Dichloroethane	ND	mg/kg	0.0049	0.00027	1		09/22/20 05:17	75-34-3	
1,2-Dichloroethane	ND	mg/kg	0.0049	0.00036	1		09/22/20 05:17	107-06-2	
cis-1,2-Dichloroethene	ND	mg/kg	0.0049	0.00033	1		09/22/20 05:17	156-59-2	
trans-1,2-Dichloroethene	ND	mg/kg	0.0049	0.00022	1		09/22/20 05:17	156-60-5	
Methylene Chloride	ND	mg/kg	0.020	0.0024	1		09/22/20 05:17	75-09-2	L1
Tetrachloroethene	**0.0090**	mg/kg	0.0049	0.00021	1		09/22/20 05:17	127-18-4	
1,1,1-Trichloroethane	ND	mg/kg	0.0049	0.00027	1		09/22/20 05:17	71-55-6	
Trichloroethene	**0.00042J**	mg/kg	0.0049	0.00027	1		09/22/20 05:17	79-01-6	
Vinyl chloride	ND	mg/kg	0.0049	0.00040	1		09/22/20 05:17	75-01-4	
Surrogates									
Dibromofluoromethane (S)	103	%.	73-133		1		09/22/20 05:17	1868-53-7	
Toluene-d8 (S)	105	%.	73-130		1		09/22/20 05:17	2037-26-5	
4-Bromofluorobenzene (S)	82	%.	55-129		1		09/22/20 05:17	460-00-4	
Percent Moisture	Analytical Method: SM 2540G								
	Pace Analytical Services - Indianapolis								
Percent Moisture	**11.3**	%	0.10	0.10	1		09/22/20 13:15		N2

REPORT OF LABORATORY ANALYSIS

This report shall not be reproduced, except in full,
without the written consent of Pace Analytical Services, LLC.

10/26/20

Pace Analytical Services, LLC
7726 Moller Road
Indianapolis, IN 46268
(317)228-3100

ANALYTICAL RESULTS

Project: Amphenol
Pace Project No.: 50267804

Sample: TB-3 WT **Lab ID: 50267804029** Collected: 09/18/20 10:32 Received: 09/18/20 15:38 Matrix: Water

Parameters	Results	Units	Report Limit	MDL	DF	Prepared	Analyzed	CAS No.	Qual
8260/5030 MSV	Analytical Method: EPA 8260								
	Pace Analytical Services - Indianapolis								
1,1-Dichloroethane	ND	ug/L	5.0	0.85	1		09/23/20 07:02	75-34-3	
1,2-Dichloroethane	ND	ug/L	5.0	0.81	1		09/23/20 07:02	107-06-2	
cis-1,2-Dichloroethene	ND	ug/L	5.0	0.96	1		09/23/20 07:02	156-59-2	
trans-1,2-Dichloroethene	ND	ug/L	5.0	0.56	1		09/23/20 07:02	156-60-5	
Methylene Chloride	ND	ug/L	5.0	1.8	1		09/23/20 07:02	75-09-2	
Tetrachloroethene	ND	ug/L	5.0	0.75	1		09/23/20 07:02	127-18-4	
1,1,1-Trichloroethane	ND	ug/L	5.0	0.70	1		09/23/20 07:02	71-55-6	
Trichloroethene	ND	ug/L	5.0	0.73	1		09/23/20 07:02	79-01-6	
Vinyl chloride	ND	ug/L	2.0	0.46	1		09/23/20 07:02	75-01-4	
Surrogates									
Dibromofluoromethane (S)	102	%.	75-120		1		09/23/20 07:02	1868-53-7	
4-Bromofluorobenzene (S)	90	%.	85-116		1		09/23/20 07:02	460-00-4	
Toluene-d8 (S)	94	%.	83-111		1		09/23/20 07:02	2037-26-5	

This report shall not be reproduced, except in full,
without the written consent of Pace Analytical Services, LLC.

10/26/20

Pace Analytical Services, LLC
7726 Moller Road
Indianapolis, IN 46268
(317)228-3100

ANALYTICAL RESULTS

Project: Amphenol
Pace Project No.: 50267804

Sample: EB-3 WT **Lab ID: 50267804030** Collected: 09/18/20 14:00 Received: 09/18/20 15:38 Matrix: Water

Parameters	Results	Units	Report Limit	MDL	DF	Prepared	Analyzed	CAS No.	Qual
8260/5030 MSV	Analytical Method: EPA 8260								
	Pace Analytical Services - Indianapolis								
1,1-Dichloroethane	ND	ug/L	5.0	0.85	1		09/23/20 07:36	75-34-3	
1,2-Dichloroethane	ND	ug/L	5.0	0.81	1		09/23/20 07:36	107-06-2	
cis-1,2-Dichloroethene	ND	ug/L	5.0	0.96	1		09/23/20 07:36	156-59-2	
trans-1,2-Dichloroethene	ND	ug/L	5.0	0.56	1		09/23/20 07:36	156-60-5	
Methylene Chloride	ND	ug/L	5.0	1.8	1		09/23/20 07:36	75-09-2	
Tetrachloroethene	ND	ug/L	5.0	0.75	1		09/23/20 07:36	127-18-4	
1,1,1-Trichloroethane	ND	ug/L	5.0	0.70	1		09/23/20 07:36	71-55-6	
Trichloroethene	ND	ug/L	5.0	0.73	1		09/23/20 07:36	79-01-6	
Vinyl chloride	ND	ug/L	2.0	0.46	1		09/23/20 07:36	75-01-4	
Surrogates									
Dibromofluoromethane (S)	101	%.	75-120		1		09/23/20 07:36	1868-53-7	
4-Bromofluorobenzene (S)	89	%.	85-116		1		09/23/20 07:36	460-00-4	
Toluene-d8 (S)	94	%.	83-111		1		09/23/20 07:36	2037-26-5	

This report shall not be reproduced, except in full,
without the written consent of Pace Analytical Services, LLC.

10/26/20

LDC #: 49389A1a

SDG #: 50267804

Laboratory: Pace Analytical Services, LLC

VALIDATION COMPLETENESS WORKSHEET

Level III/IV

Date: 10/23/20

Page: 1 of 7

Reviewer: JVG

2nd Reviewer:

METHOD: GC/MS Volatiles (EPA SW 846 Method 8260C)

The samples listed below were reviewed for each of the following validation areas. Validation findings are noted in attached validation findings worksheets.

	Validation Area		Comments
I.	Sample receipt/Technical holding times	A / A	
II.	GC/MS Instrument performance check	A	
III.	Initial calibration/ICV	A / A	ICAL ≤ 20% rr ICV ≤ 30%
IV.	Continuing calibration	A	CCV ≤ 20%
V.	Laboratory Blanks	SW	
VI.	Field blanks	ND	TB = 29 EB = 30
VII.	Surrogate spikes	SW	
VIII.	Matrix spike/Matrix spike duplicates	SW	
IX.	Laboratory control samples	SW	LCS
X.	Field duplicates	SW	D = 1/25 / 5/26 , 1/27
XI.	Internal standards	SW	
XII.	Compound quantitation RL/LOQ/LODs	A	Not reviewed for Level III validation.
XIII.	Target compound identification	A	Not reviewed for Level III validation.
XIV.	System performance	A	Not reviewed for Level III validation.
XV.	Overall assessment of data	A	

Note: A = Acceptable; N = Not provided/applicable; SW = See worksheet; ND = No compounds detected; R = Rinsate; FB = Field blank; D = Duplicate; TB = Trip blank; EB = Equipment blank; SB=Source blank; OTHER:

** Indicates sample underwent Level IV validation

	Client ID	Lab ID	Matrix	Date
1 2	GP-45 SL (14.5-15.00)**	50267804001**	Soil	09/18/20
2 2	GP-45 SL (21.25-21.75)	50267804002	Soil	09/18/20
3 2	GP-45 SL (21.75-22.25)	50267804003	Soil	09/18/20
4 2	GP-45 SL (20.00-20.50)	50267804004	Soil	09/18/20
5 2	GP-46 SL (14.50-15.00)	50267804005	Soil	09/18/20
6 2	GP-46 SL (22.75-23.25)	50267804006	Soil	09/18/20
7 2	GP-46 SL (23.25-23.75)	50267804007	Soil	09/18/20
8 2	GP-46 SL (22.00-22.50)	50267804008	Soil	09/18/20
9 2	GP-47 SL (15.25-15.75)	50267804009	Soil	09/18/20
10 2	GP-47 SL (21.50-22.00)	50267804010	Soil	09/18/20
11 2	GP-47 SL (23.75-24.25)	50267804011	Soil	09/18/20
12	GP-47 SL (24.25-24.75)**	50267804012**	Soil	09/18/20
13 2	GP-48 SL (15.50-16.00)	50267804013	Soil	09/18/20
14	GP-48 SL (25.00-25.50)	50267804014	Soil	09/18/20

LDC #: 49389A1a **VALIDATION COMPLETENESS WORKSHEET** Date: 10/23/20
SDG #: 50267804 Level III/IV Page: 2 of 2
Laboratory: Pace Analytical Services, LLC Reviewer: JVG
2nd Reviewer:

METHOD: GC/MS Volatiles (EPA SW 846 Method 8260C)

	Client ID	Lab ID	Matrix	Date
15	GP-48 SL (24.50-25.00)	50267804015	Soil	09/18/20
16	GP-48 SL (23.50-24.00)**	50267804016**	Soil	09/18/20
17	GP-49 SL (12-14)	50267804017	Soil	09/18/20
18	GP-49 SL (14.50-15.00)	50267804018	Soil	09/18/20
19	GP-49 SL (21.50-22.00)	50267804019	Soil	09/18/20
20	GP-49 SL (23.50-24.00)	50267804020	Soil	09/18/20
21	GP-50 SL (14.50-15.00)	50267804021	Soil	09/18/20
22	GP-50 SL (22.50-23.00)	50267804022	Soil	09/18/20
23	GP-50 SL (23.75-24.25)	50267804023	Soil	09/18/20
24	GP-50 SL (24.25-24.75)	50267804024	Soil	09/18/20
25	FD-7 D	50267804025	Soil	09/18/20
26	FD-8 D	50267804026	Soil	09/18/20
27	FD-9 D	50267804027	Soil	09/18/20
28	GP-19 SL (6-8)	50267804028	Soil	09/18/20
29	TB-3 WT	50267804029	Water	09/18/20
30 1	EB-3 WT	50267804030	Water	09/18/20
31	GP-47 SL (24.25-24.75)MS	50267804012MS	Soil	09/18/20
32	GP-47 SL (24.25-24.75)MSD	50267804012MSD	Soil	09/18/20
33	GP-50 SL (14.50-15.00)MS	50267804021MS	Soil	09/18/20
34	GP-50 SL (14.50-15.00)MSD	50267804021MSD	Soil	09/18/20
35				
36				
37				

Notes:

1	2689018 - MB						
2	2687877-						
3	2687867-						

(Short list)

LDC #: 49389 A1a

VALIDATION FINDINGS CHECKLIST

Reviewer: JVG

Method: Volatiles (EPA SW 846 Method 8260C)

Validation Area	Yes	No	NA	Findings/Comments
I. Technical holding times				
Were all technical holding times met?	✓			
Was cooler temperature criteria met?	✓			
II. GC/MS Instrument performance check				
Were the BFB performance results reviewed and found to be within the specified criteria?	✓			
Were all samples analyzed within the 12 hour clock criteria?	✓			
IIIa. Initial calibration				
Did the laboratory perform a 5 point calibration prior to sample analysis?	✓			
Were all percent relative standard deviations (%RSD) ≤ 20% and relative response factors (RRF) within method criteria?	✓			
Was a curve fit used for evaluation? If yes, did the initial calibration meet the curve fit acceptance criteria of ≥ 0.990?	✓			
IIIb. Initial Calibration Verification				
Was an initial calibration verification standard analyzed after each initial calibration for each instrument?	✓			
Were all percent differences (%D) ≤ 30%?	✓			
IV. Continuing calibration				
Was a continuing calibration standard analyzed at least once every 12 hours for each instrument?	✓			
Were all percent differences (%D) ≤ 20% and relative response factors (RRF) within method criteria?	✓	•		
V. Laboratory Blanks				
Was a laboratory blank associated with every sample in this SDG?	✓			
Was a laboratory blank analyzed at least once every 12 hours for each matrix and concentration?	✓			
Was there contamination in the laboratory blanks?	✓	•		
VI. Field blanks				
Were field blanks were identified in this SDG?	✓			
Were target compounds detected in the field blanks?		✓		
VII. Surrogate spikes				
Were all surrogate percent recovery (%R) within QC limits?	•	✓		
If the percent recovery (%R) for one or more surrogates was out of QC limits, was a reanalysis performed to confirm samples with %R outside of criteria?	✓	•		
VIII. Matrix spike/Matrix spike duplicates				
Were matrix spike (MS) and matrix spike duplicate (MSD) analyzed in this SDG?	✓			
Were the MS/MSD percent recoveries (%R) and the relative percent differences (RPD) within the QC limits?		✓		

LDC #: 49389 A1a

VALIDATION FINDINGS CHECKLIST

Reviewer: JVG

Validation Area	Yes	No	NA	Findings/Comments
IX. Laboratory control samples				
Was an LCS analyzed per analytical batch?	✓			
Were the LCS percent recoveries (%R) and relative percent difference (RPD) within the QC limits?		✓		
X. Field duplicates				
Were field duplicate pairs identified in this SDG?	✓			
Were target compounds detected in the field duplicates?	✓			
XI. Internal standards				
Were internal standard area counts within -50% to +100% of the associated calibration standard?		✓		
Were retention times within ± 30 seconds of the associated calibration standard?	✓			
XII. Compound quantitation				
Did the laboratory LOQs/RLs meet the QAPP LOQs/RLs?	✓			
Were the correct internal standard (IS), quantitation ion and relative response factor (RRF) used to quantitate the compound?	✓			
Were compound quantitation and RLs adjusted to reflect all sample dilutions and dry weight factors applicable to level IV validation?	✓			
XIII. Target compound identification				
Were relative retention times (RRT's) within ± 0.06 RRT units of the standard?	✓			
Did compound spectra meet specified EPA "Functional Guidelines" criteria?	✓			
Were chromatogram peaks verified and accounted for?	✓			
XIV. System performance				
System performance was found to be acceptable.	✓			
XV. Overall assessment of data				
Overall assessment of data was found to be acceptable.	✓			

TARGET COMPOUND WORKSHEET

METHOD: VOA

A. Chloromethane	AA. Tetrachloroethene	AAA. 1,3,5-Trimethylbenzene	AAAA. Ethyl tert-butyl ether	A1. 1,3-Butadiene	A2.
B. Bromomethane	BB. 1,1,2,2-Tetrachloroethane	BBB. 4-Chlorotoluene	BBBB. tert-Amyl methyl ether	B1. Hexane	B2.
C. Vinyl choride	CC. Toluene	CCC. tert-Butylbenzene	CCCC. 1-Chlorohexane	C1. Heptane	C2.
D. Chloroethane	DD. Chlorobenzene	DDD. 1,2,4-Trimethylbenzene	DDDD. Isopropyl alcohol	D1. Propylene	D2.
E. Methylene chloride	EE. Ethylbenzene	EEE. sec-Butylbenzene	EEEE. Acetonitrile	E1. Freon 11	E2.
F. Acetone	FF. Styrene	FFF. 1,3-Dichlorobenzene	FFFF. Acrolein	F1. Freon 12	F2.
G. Carbon disulfide	GG. Xylenes, total	GGG. p-Isopropyltoluene	GGGG. Acrylonitrile	G1. Freon 113	G2.
H. 1,1-Dichloroethene	HH. Vinyl acetate	HHH. 1,4-Dichlorobenzene	HHHH. 1,4-Dioxane	H1. Freon 114	H2.
I. 1,1-Dichloroethane	II. 2-Chloroethylvinyl ether	III. n-Butylbenzene	IIII. Isobutyl alcohol	I1. 2-Nitropropane	I2.
J. 1,2-Dichloroethene, total	JJ. Dichlorodifluoromethane	JJJ. 1,2-Dichlorobenzene	JJJJ. Methacrylonitrile	J1. Dimethyl disulfide	J2.
K. Chloroform	KK. Trichlorofluoromethane	KKK. 1,2,4-Trichlorobenzene	KKKK. Propionitrile	K1. 2,3-Dimethyl pentane	K2.
L. 1,2-Dichloroethane	LL. Methyl-tert-butyl ether	LLL. Hexachlorobutadiene	LLLL. Ethyl ether	L1. 2,4-Dimethyl pentane	L2.
M. 2-Butanone	MM. 1,2-Dibromo-3-chloropropane	MMM. Naphthalene	MMMM. Benzyl chloride	M1. 3,3-Dimethyl pentane	M2.
N. 1,1,1-Trichloroethane	NN. Methyl ethyl ketone	NNN. 1,2,3-Trichlorobenzene	NNNN. Iodomethane	N1. 2-Methylpentane	N2.
O. Carbon tetrachloride	OO. 2,2-Dichloropropane	OOO. 1,3,5-Trichlorobenzene	OOOO.1,1-Difluoroethane	O1. 3-Methylpentane	O2.
P. Bromodichloromethane	PP. Bromochloromethane	PPP. trans-1,2-Dichloroethene	PPPP. Tetrahydrofuran	P1. 3-Ethylpentane	P2.
Q. 1,2-Dichloropropane	QQ. 1,1-Dichloropropene	QQQ. cis-1,2-Dichloroethene	QQQQ. Methyl acetate	Q1. 2,2-Dimethylpentane	Q2.
R. cis-1,3-Dichloropropene	RR. Dibromomethane	RRR. m,p-Xylenes	RRRR. Ethyl acetate	R1. 2,2,3- Trimethylbutane	R2.
S. Trichloroethene	SS. 1,3-Dichloropropane	SSS. o-Xylene	SSSS. Cyclohexane	S1. 2,2,4-Trimethylpentane	S2.
T. Dibromochloromethane	TT. 1,2-Dibromoethane	TTT. 1,1,2-Trichloro-1,2,2-trifluoroethane	TTTT. Methylcyclohexane	T1. 2-Methylhexane	T2.
U. 1,1,2-Trichloroethane	UU. 1,1,1,2-Tetrachloroethane	UUU. 1,2-Dichlorotetrafluoroethane	UUUU. Allyl chloride	U1. Nonanal	U2.
V. Benzene	VV. Isopropylbenzene	VVV. 4-Ethyltoluene	VVVV. Methyl methacrylate	V1. 2-Methylnaphthalene	V2.
W. trans-1,3-Dichloropropene	WW. Bromobenzene	WWW. Ethanol	WWWW. Ethyl methacrylate	W1. Methanol	W2.
X. Bromoform	XX. 1,2,3-Trichloropropane	XXX. Di-isopropyl ether	XXXX. cis-1,4-Dichloro-2-butene	X1. 1,2,3-Trimethylbenzene	X2.
Y. 4-Methyl-2-pentanone	YY. n-Propylbenzene	YYY. tert-Butanol	YYYY. trans-1,4-Dichloro-2-butene	Y1. 2-Propanol	Y2.
Z. 2-Hexanone	ZZ. 2-Chlorotoluene	ZZZ. tert-Butyl alcohol	ZZZZ. Pentachloroethane	Z1.	Z2.

LDC #: 49389A1a

VALIDATION FINDINGS WORKSHEET
Blanks

Reviewer: JVG

METHOD: GC/MS VOA (EPA SW 846 Method 8260C)

Please see qualifications below for all questions answered "N". Not applicable questions are identified as "N/A".

Y N N/A Was a method blank associated with every sample in this SDG?
Y N N/A Was a method blank analyzed at least once every 12 hours for each matrix and concentration?
Y N N/A Was there contamination in the method blanks? If yes, please see the qualifications below.

Blank analysis date: 09/21/20
Conc. units: mg/kg
Associated Samples: 1 – 11, 13

	Compound	Blank ID	Sample Identification								
		2687877-MB	1	7							
<RL	E	0.0094	0.0071/0.025U	0.0039/0.016U							

Blank analysis date: 09/21/20
Conc. units: mg/kg
Associated Samples: 12, 14 – 28

	Compound	Blank ID	Sample Identification								
		2687867-MB	12	18	20						
<RL	E	0.010	0.0021/0.014U	0.0036/0.020U	0.0030/0.016U						

Common contaminants such as Methylene chloride, Acetone, 2-Butanone and Carbon disulfide that were detected in samples within ten times the associated blank concentration were qualified as not detected, "U". Other contaminants within five times the blank concentration were also qualified as not detected, "U".

LDC #: 49389 A1a

VALIDATION FINDINGS WORKSHEET
Surrogate Spikes

Page: 1 of 1
Reviewer: JVG

METHOD: GC/MS VOA (EPA SW 846 Method 8260C)

Please see qualifications below for all questions answered "N". Not applicable questions are identified as "N/A".

Y (N) N/A Were all surrogate %R within QC limits?

Y (N) N/A If the percent recovery (%R) for one or more surrogates was out of QC limits, was a reanalysis performed to confirm samples with %R outside of criteria?

#	Date	Sample ID	Surrogate	%Recovery (Limits)	Qualifications
		12 (ND +Det)	TOL	131 (73-130)	J dets/A (and all except 5)
				( )	
		14		134 ( )	
				( )	
		20		139 ( )	J dets/P
				( )	
				( )	
				( )	
				( )	
				( )	
				( )	
				( )	
				( )	
				( )	
				( )	
				( )	
				( )	
				( )	
				( )	
				( )	
				( )	
				( )	
				( )	

(TOL) = Toluene-d8 (DCE) = 1,2-Dichloroethane-d4
(BFB) = Bromofluorobenzene (DFM) = Dibromofluoromethane

LDC #: 49389A1a

VALIDATION FINDINGS WORKSHEET
Matrix Spike/Matrix Spike Duplicates

Page: 1 of 1
Reviewer: JVG

METHOD : GC/MS VOA (EPA SW 846 Method 8260C)

Please see qualifications below for all questions answered "N". Not applicable questions are identified as "N/A".

Y N N/A Were a matrix spike (MS) and matrix spike duplicate (MSD) analyzed for each matrix in this SDG? If no, indicate which matrix does not have an associated MS/MSD. Soil / Water.

Y N N/A Was a MS/MSD analyzed every 20 samples of each matrix?

Y N N/A Were the MS/MSD percent recoveries (%R) and the relative percent differences (RPD) within the QC limits?

#	MS/MSD ID	Compound	MS %R (Limits)	MSD %R (Limits)	RPD (Limits)	Associated Samples	Qualifications
	33/34	AA	371 (10-173)	( )	( )	21 (Det)	J dets/A
		(Note:	RPD not evaluated, spike amounts not comparable				
			MS spike = 0.15	MSD spike = 0.045)	( )		
			( )	( )	( )		
			( )	( )	( )		
	31/32	S	-8850 (12-153)	-13400 (12-153)	( )	12	NQ
		S	( )	( )	56 (20)	↓	↓
			( )	( )	( )		(Parent conc
			( )	( )	( )		>4x spike)
			( )	( )	( )		
			( )	( )	( )		
			( )	( )	( )		
			( )	( )	( )		
			( )	( )	( )		
			( )	( )	( )		
			( )	( )	( )		
			( )	( )	( )		
			( )	( )	( )		
			( )	( )	( )		
			( )	( )	( )		
			( )	( )	( )		
			( )	( )	( )		
			( )	( )	( )		

LDC #: 49389 A1a

VALIDATION FINDINGS WORKSHEET
Laboratory Control Samples (LCS)

Reviewer: JVG

METHOD: GC/MS VOA (EPA SW 846 Method 8260C)
Please see qualifications below for all questions answered "N". Not applicable questions are identified as "N/A".

Y N N/A Was a LCS required?
Y N N/A Were the LCS percent recoveries (%R) and relative percent difference (RPD) within the QC limits?

#	LCS/LCSD ID	Compound	LCS %R (Limits)	LCSD %R (Limits)	RPD (Limits)	Associated Samples	Qualifications
	2687868 LCS	E	141 (62-137)	( )	( )	12, 14-28, MB3	J dets/P
			( )	( )	( )	(Det = 12, 18, 20,)	
			( )	( )	( )		
			( )	( )	( )		
			( )	( )	( )		
			( )	( )	( )		
			( )	( )	( )		
			( )	( )	( )		
			( )	( )	( )		
			( )	( )	( )		
			( )	( )	( )		
			( )	( )	( )		
			( )	( )	( )		
			( )	( )	( )		
			( )	( )	( )		
			( )	( )	( )		
			( )	( )	( )		
			( )	( )	( )		
			( )	( )	( )		
			( )	( )	( )		
			( )	( )	( )		
			( )	( )	( )		
			( )	( )	( )		
			( )	( )	( )		
			( )	( )	( )		
			( )	( )	( )		
			( )	( )	( )		
			( )	( )	( )		

LDC #: 49389A1a

VALIDATION FINDINGS WORKSHEET
Field Duplicates

Reviewer: JVG

METHOD: GC/MS VOA (EPA SW 846 Method 8260C)

Compound	Concentration (mg/Kg)		RPD
	1	25	
E	0.0071	0.0020U	NC
AA	0.090	0.083	8
N	0.0063U	0.00035	NC
S	0.0015	0.0019	24

Compound	Concentration (mg/Kg)		RPD
	15	26	
AA	0.10	0.098	2
N	0.0064	0.0083	26
S	0.093	0.079	16

Compound	Concentration (mg/Kg)		RPD
	17	~~26~~ 27	
AA	0.0036	0.028	154
N	0.0042U	0.0096	NC
S	0.011	0.012	9

V:\Josephine\FIELD DUPLICATES\49389A1a iwm amphenol.wpd

LDC #: 49389A1a

VALIDATION FINDINGS WORKSHEET
Internal Standards

Page: 1 of 1
Reviewer: JVG

METHOD: GC/MS VOA (EPA SW 846 Method 8260C)

Please see qualifications below for all questions answered "N". Not applicable questions are identified as "N/A".

Y (N) N/A Were all internal standard area counts within -50 to +100% of the associated calibration standard?

(Y) N N/A Were the retention times of the internal standards within +/- 30 seconds of the retention times of the associated calibration standard?

#	Date	Sample ID	Internal Standard	Area (Limits)	RT (Limits)	Qualifications
		3 (Det)	CBZ	41076 (43621 - 174484)		J/UJ/A
		7 (ND)		41251		
		12 (ND)		65834 (69006 - 276024)		
		14 (Det)		59642		
		20 (Det)		48188		(qual AA only)

(BCM) = Bromochloromethane
(DFB) = 1,4-Difluorobenzene
(CBZ) = Chlorobenzene-d5
(PFB) = Pentafluorobenzene
(4DCB) = 1,4-Dichlorobenzene-d4
(2DCB) = 1,2-Dichlorobenzene-d4
(FBZ) = Fluorobenzene
(TBA) = Tert butyl alcohol-d9
(BUT) = 2-Butanone-d5

LDC #: 49389A1a

VALIDATION FINDINGS WORKSHEET
Initial Calibration Calculation Verification

Reviewer: JVG

METHOD: GC/MS VOA (EPA SW 846 Method 8260C)

The Relative Response Factor (RRF), average RRF, and percent relative standard deviation (%RSD) were recalculated for the compounds identified below using the following calculations:

$RRF = (A_x)(C_{is})/(A_{is})(C_x)$
average RRF = sum of the RRFs/number of standards
%RSD = 100 * (S/X)

A_x = Area of Compound
C_x = Concentration of compound,
S= Standard deviation of the RRFs,

A_{is} = Area of associated internal standard
C_{is} = Concentration of internal standard
X = Mean of the RRFs

#	Standard ID	Calibration Date	Compound (IS)	Reported RRF (RRF 50 std)	Recalculated RRF (RRF 50 std)	Reported Average RRF (Initial)	Recalculated Average RRF (Initial)	Reported %RSD	Recalculated %RSD
1	ICAL 50MV3A	9/18/2020	Trichloroethene (FBZ)	0.24548	0.24548	0.25534	0.25534	13.18	13.18
			Tetrachloroethene (CBZ)	0.49628	0.49628	0.49918	0.49918	14.09	14.09
2	ICAL 50MV3B	9/18/2020	Trichloroethene (FBZ)	0.26502	0.26502	0.27583	0.27583	19.47	19.47
			Tetrachloroethene (CBZ)	0.46494	0.46494	0.48144	0.48144	15.23	15.23
3	ICAL 50MV8	9/23/2020	Trichloroethene (FBZ)	1.39361	1.39361	1.56462	1.56462	17.13	17.13

LDC # 49389A1a

VALIDATION FINDINGS WORKSHEET
Continuing Calibration Calculation Verification

Reviewer: JVG

METHOD: GC/MS VOA (EPA SW 846 Method 8260C)

The percent difference (%D) of the initial calibration average Relative Response Factors (RRFs) and the continuing calibration RRFs were recalculated for the compounds identified below using the following calculation:

% Difference = 100 * (ave. RRF - RRF)/ave. RRF
RRF = (Ax)(Cis)/(Ais)(Cx)

Where:
ave. RRF = initial calibration average RRF
RRF = continuing calibration RRF
Ax = Area of compound,
Cx = Concentration of compound,
Ais = Area of associated internal standarc
Cis = Concentration of internal standard

#	Standard ID	Calibration Date	Compound (IS)	Average RRF (Initial)	Reported RRF (CCV)	Recalculated RRF (CCV)	Reported % D	Recalculated %D
1	a092120.b\c01ccv 50MV3A	9/21/2020	Trichloroethene (FBZ)	0.25534	0.26923	0.26923	5.43	5.44
			Tetrachloroethene (CBZ)	0.49918	0.53534	0.53534	7.24	7.24
2	b092120.b\d01ccv 50MV3A	9/21/2020	Trichloroethene (FBZ)	0.27583	0.25921	0.25921	6.03	6.03
			Tetrachloroethene (CBZ)	0.48144	0.44427	0.44427	7.72	7.72
3	092420.b\a01ccv 50MV8	9/24/2020	Trichloroethene (FBZ)	1.56462	1.80195	1.80195	15.17	15.17

LDC #: 49389 A1a

VALIDATION FINDINGS WORKSHEET
Surrogate Results Verification

Reviewer: JVG

METHOD: GC/MS VOA (EPA SW 846 Method 8260C)

The percent recoveries (%R) of surrogates were recalculated for the compounds identified below using the following calculation:

% Recovery: SF/SS * 100

Where: SF = Surrogate Found
SS = Surrogate Spiked

Sample ID: # 1

	Surrogate Spiked	Surrogate Found	Percent Recovery Reported	Percent Recovery Recalculated	Percent Difference
Dibromofluoromethane	50.0	49.42	99	99	0
1,2-Dichloroethane-d4					
Toluene-d8		52.025	104	104	
Bromofluorobenzene		39.99	80	80	

Sample ID:

	Surrogate Spiked	Surrogate Found	Percent Recovery Reported	Percent Recovery Recalculated	Percent Difference
Dibromofluoromethane					
1,2-Dichloroethane-d4					
Toluene-d8					
Bromofluorobenzene					

Sample ID:

	Surrogate Spiked	Surrogate Found	Percent Recovery Reported	Percent Recovery Recalculated	Percent Difference
Dibromofluoromethane					
1,2-Dichloroethane-d4					
Toluene-d8					
Bromofluorobenzene					

LDC #: 49389 A1a

VALIDATION FINDINGS WORKSHEET
Matrix Spike/Matrix Spike Duplicates Results Verification

Reviewer: JVG

METHOD: GC/MS VOA (EPA SW 846 Method 8260C)

The percent recoveries (%R) and Relative Percent Difference (RPD) of the matrix spike and matrix spike duplicate were recalculated for the compounds identified below using the following calculation:

% Recovery = 100 * (SSC - SC)/SA Where: SSC = Spiked sample concentration; SA = Spike added; SC = Sample concentration

RPD = I MSC - MSC I * 2/(MSC + MSDC) MSC = Matrix spike concentration MSDC = Matrix spike duplicate concentration

MS/MSD sample: 33/34

Compound	Spike Added (mg/kg)		Sample Concentration (mg/kg)	Spiked Sample Concentration (mg/kg)		Matrix Spike Percent Recovery		Matrix Spike Duplicate Percent Recovery		MS/MSD RPD	
	MS	MSD	------	MS	MSD	Reported	Recalc.	Reported	Recalc.	Reported	Recalc. (Based on 3.2)
1,1-Dichloroethene a	0.15	0.045	0	0.13	0.043	93	93	95	95	103	2
Trichloroethene	↓	↓	↓	0.14	0.044	95	95	97	97	103	2
Benzene											
Toluene											
Chlorobenzene											

Comments: Refer to Matrix Spike/Matrix Spike Duplicates findings worksheet for list of qualifications and associated samples when reported results do not agree within 10.0% of the recalculated results.

LDC #: 49389 A1a

VALIDATION FINDINGS WORKSHEET
Laboratory Control Sample Results Verification

Reviewer: JVG

METHOD: GC/MS VOA (EPA SW 846 Method 8260C)

The percent recoveries (%R) and Relative Percent Difference (RPD) of the laboratoy control sample and laboratory control sample duplicate (if applicable) were recalculated for the compounds identified below using the following calculation:

% Recovery = 100 * SSC/SA Where: SSC = Spiked sample concentration
SA = Spike added

RPD = I LCSC - LCSDC I * 2/(LCSC + LCSDC) LCSC = Laboratory control sample concentration LCSDC = Laboratory control sample duplicate concentration

LCS ID: 2687878 LCS

Compound	Spike Added (mg/kg)		Spiked Sample Concentration (mg/kg)		LCS Percent Recovery		LCSD Percent Recovery		LCS/LCSD RPD	
	LCS	LCSD	LCS	LCSD	Reported	Recalc.	Reported	Recalc.	Reported	Recalc.
1,1-Dichloroethene[a]	0.05	NA	0.047	NA	95	95				
Trichloroethene	↓	↓	0.045	↓	91	91				
Benzene										
Toluene										
Chlorobenzene										

Comments: Refer to Laboratory Control Sample findings worksheet for list of qualifications and associated samples when reported results do not agree within 10.0% of the recalculated results.

LDC #: 49389 A1a

VALIDATION FINDINGS WORKSHEET
Sample Calculation Verification

Reviewer: JVG

METHOD: GC/MS VOA (EPA SW 846 Method 8260C)

The concentration of the sample was calculated for the compound identified below using the following calculation:

$$\text{Concentration} = \frac{(A_x)(I_s)(V_p)(DF)}{(A_{is})(RRF)(V_o)(\%S)}$$

A_x	=	Area of the characteristic ion (EICP) for the compound to be measured
A_{is}	=	Area of the characteristic ion (EICP) for the specific internal standard
I_s	=	Amount of internal standard added in nanograms (ng)
RRF	=	Relative response factor of the calibration standard.
V_o	=	Volume or weight of sample purged in milliliters (ml) or grams (g).
V_p	=	Purge Volume
%S	=	Percent solids, applicable to soils and solid matrices only.

Example:

Sample I.D. 12, TCE:

$$\text{Conc.} = \frac{(279756)(50)(5\text{ mL})(200)}{(204988)(1.56462)(6.8079)(0.915)(1000)}$$

= 7.002 mg/kg

#	Sample ID	Compound	Reported Concentration (mg/kg)	Calculated Concentration (mg/kg)	Qualification
	1	TCE	7.0	7.0	—

LABORATORY DATA CONSULTANTS, INC.
2701 Loker Ave. West, Suite 220, Carlsbad, CA 92010 Bus: 760-827-1100 Fax: 760-827-1099

IWM Consulting Group
7428 Rockville Road
Indianapolis, IN 46214
ATTN: Brad Gentry
bgentry@iwmconsult.com

October 28, 2020

SUBJECT: Revised Former Amphenol Facility, OnSite Soil_GP-52, Data Validation

Dear Mr. Gentry,

Enclosed is the revised validation report for the fraction listed below. This SDG was received on October 20, 2020. Attachment 1 is a summary of the samples that were reviewed for analysis.

LDC Project #49461_RV1:

SDG #	**Fraction:**
50269116	Volatiles

The data validation was performed under Level III & IV guidelines. The analyses were validated using the following documents, as applicable to each method:

- On-Site Soil Investigation Work Plan, Franklin Power Products, Inc./Amphenol Corporation, Franklin, Indiana; February 2020
- Design-Level Data Soil Investigation Work Plan, Franklin Power Products, Inc./Amphenol Corporation, Franklin, Indiana; February 2019
- USEPA National Functional Guidelines for Organic Superfund Methods Data Review; January 2017
- EPA SW 846, Third Edition, Test Methods for Evaluating Solid Waste, update 1, July 1992; update IIA, August 1993; update II, September 1994; update IIB, January 1995; update III, December 1996; update IIIA, April 1998; IIIB, November 2004; update IV, February 2007; update V, July 2014

Please feel free to contact us if you have any questions.

Sincerely,

Pei Geng

Pei Geng
pgeng@lab-data.com
Project Manager/Senior Chemist

Email DVR/cc: cparks@iwmconsult.com

18 pages-DL one week rush Attachment 1

90/10 Level III/IV **LDC #49461 (IWM Consulting Group - Indianapolis, IN / Former Amphenol Facility, Off-Site GP52)**

LDC	SDG#	DATE REC'D	(3) DATE DUE	(9) VOA (8260)																																	
Matrix:	Water/Soil			W	S	W	S	W	S	W	S	W	S	W	S	W	S	W	S	W	S	W	S	W	S	W	S	W	S	W	S	W	S	W	S	W	S
A	50269116	10/20/20	10/28/20	0	4																																
A	50269116	10/20/20	10/28/20	0	1																																
Total	T/PG			0	5	0	0	0	0	0	0	0	0	0	0	0	0	0	0	0	0	0	0	0	0	0	0	0	0	0	0	0	0	0	0	0	5

Shaded cells indicate Level IV validation (all other cells are Level III validation). These counts do not include MS, MSD, Dups.

L:\IWM\Former Amphenol\49461ST-Offsite.wpd

LDC Report# 49461A1a_RV1

Laboratory Data Consultants, Inc.
Data Validation Report

Project/Site Name: Former Amphenol Facility, OnSite Soil_GP-52

LDC Report Date: October 28, 2020

Parameters: Volatiles

Validation Level: Level III & IV

Laboratory: Pace Analytical Services, LLC

Sample Delivery Group (SDG): 50269116

Sample Identification	Laboratory Sample Identification	Matrix	Collection Date
GP-52 SL (13.75-14.25)	50269116001	Soil	10/05/20
GP-52 SL (19.50-20.00)	50269116002	Soil	10/05/20
GP-52 SL (20.0-20.50)	50269116003	Soil	10/05/20
GP-52 SL (20.50-21.00)**	50269116004**	Soil	10/05/20
FD-3 SL	50269116005	Soil	10/05/20

**Indicates sample underwent Level IV validation

Introduction

This Data Validation Report (DVR) presents data validation findings and results for the associated samples listed on the cover page. Data validation was performed in accordance with the cover page. Data validation was performed in accordance with the On-Site Soil Investigation Work Plan, Franklin Power Products, Inc./Amphenol Corporation, Franklin, Indiana (February 2020), the Design-Level Data Soil Investigation Work Plan, Franklin Power Products, Inc./Amphenol Corporation, Franklin, Indiana (February 2019), and a modified outline of the USEPA National Functional Guidelines (NFG) for Organic Superfund Methods Data Review (January 2017). Where specific guidance was not available, the data has been evaluated in a conservative manner consistent with industry standards using professional experience.

The analyses were performed by the following method:

Volatile Organic Compounds (VOCs) by Environmental Protection Agency (EPA) SW 846 Method 8260C

All sample results were subjected to Level III data validation, which comprises an evaluation of quality control (QC) summary results. Samples appended with a double asterisk on the cover page were subjected to Level IV data validation, which is comprised of the QC summary forms as well as the raw data, to confirm sample quantitation and identification.

The following are definitions of the data qualifiers utilized during data validation:

J (Estimated): The compound or analyte was analyzed for and positively identified by the laboratory; however the reported concentration is estimated due to non-conformances discovered during data validation.

U (Non-detected): The compound or analyte was analyzed for and positively identified by the laboratory; however the compound or analyte should be considered non-detected at the reported concentration due to the presence of contaminants detected in the associated blank(s).

UJ (Non-detected estimated): The compound or analyte was reported as not detected by the laboratory; however the reported quantitation/detection limit is estimated due to non-conformances discovered during data validation.

R (Rejected): The sample results were rejected due to gross non-conformances discovered during data validation. Data qualified as rejected is not usable.

NA (Not Applicable): The non-conformance discovered during data validation demonstrates a high bias, while the affected compound or analyte in the associated sample(s) was reported as not detected by the laboratory and did not warrant the qualification of the data.

A qualification summary table is provided at the end of this report if data has been qualified. Flags are classified as P (protocol) or A (advisory) to indicate whether the flag is due to a laboratory deviation from a specified protocol or is of technical advisory nature.

I. Sample Receipt and Technical Holding Times

All samples were received in good condition.

All technical holding time requirements were met.

II. GC/MS Instrument Performance Check

A bromofluorobenzene (BFB) tune was performed at 12 hour intervals.

All ion abundance requirements were met.

III. Initial Calibration and Initial Calibration Verification

An initial calibration was performed as required by the method.

For compounds where average relative response factors (RRFs) were utilized, the percent relative standard deviations (%RSD) were less than or equal to 20.0%.

In the case where the laboratory used a calibration curve to evaluate the compounds, all coefficients of determination (r^2) were greater than or equal to 0.990.

Average relative response factors (RRF) for all compounds were within validation criteria.

The percent differences (%D) of the initial calibration verification (ICV) standard were less than or equal to 30.0% for all compounds.

IV. Continuing Calibration

Continuing calibration was performed at the required frequencies.

The percent differences (%D) of the ending continuing calibration verifications (CCVs) were less than or equal to 20.0% for all compounds.

All of the continuing calibration relative response factors (RRF) were within validation criteria.

V. Laboratory Blanks

Laboratory blanks were analyzed as required by the method. No contaminants were found in the laboratory blanks.

VI. Field Blanks

No field blanks were identified in this SDG.

VII. Surrogates

Surrogates were added to all samples as required by the method. All surrogate recoveries (%R) were within QC limits.

VIII. Matrix Spike/Matrix Spike Duplicates

The laboratory has indicated that there were no matrix spike (MS) and matrix spike duplicate (MSD) analyses specified for the samples in this SDG, and therefore matrix spike and matrix spike duplicate analyses were not performed for this SDG.

IX. Laboratory Control Samples

Laboratory control samples (LCS) were analyzed as required by the method. Percent recoveries (%R) were within QC limits.

X. Field Duplicates

Samples GP-52 SL (13.75-14.25) and FD-3 SL were identified as field duplicates. No results were detected in any of the samples with the following exceptions:

Compound	Concentration (mg/Kg)		RPD
	GP-52 SL (13.75-14.25)	FD-3 SL	
Tetrachloroethene	0.0057	0.0051	11
Trichloroethene	0.0025	0.0024	4

XI. Internal Standards

All internal standard areas and retention times were within QC limits.

XII. Compound Quantitation

All compound quantitations met validation criteria for samples which underwent Level IV validation. Raw data were not reviewed for Level III validation.

XIII. Target Compound Identifications

All target compound identifications met validation criteria for samples which underwent Level IV validation. Raw data were not reviewed for Level III validation.

XIV. System Performance

The system performance was acceptable for samples which underwent Level IV validation. Raw data were not reviewed for Level III validation.

XV. Overall Assessment of Data

The analysis was conducted within all specifications of the method. No results were rejected in this SDG.

The quality control criteria reviewed were met and are considered acceptable.

Former Amphenol Facility, OnSite Soil_GP-52
Volatiles - Data Qualification Summary - SDG 50269116

No Sample Data Qualified in this SDG

Former Amphenol Facility, OnSite Soil_GP-52
Volatiles - Laboratory Blank Data Qualification Summary - SDG 50269116

No Sample Data Qualified in this SDG

Former Amphenol Facility, OnSite Soil_GP-52
Volatiles - Field Blank Data Qualification Summary - SDG 50269116

No Sample Data Qualified in this SDG

Pace Analytical Services, LLC
7726 Moller Road
Indianapolis, IN 46268
(317)228-3100

ANALYTICAL RESULTS

Project: Former Amphenol Facility
Pace Project No.: 50269116

Sample: GP-52 SL (13.75-14.25) **Lab ID: 50269116001** Collected: 10/05/20 12:17 Received: 10/05/20 15:50 Matrix: Solid

Results reported on a "dry weight" basis and are adjusted for percent moisture, sample size and any dilutions.

Parameters	Results	Units	Report Limit	MDL	DF	Prepared	Analyzed	CAS No.	Qual
8260 MSV 5035A VOA	Analytical Method: EPA 8260								
	Pace Analytical Services - Indianapolis								
1,1-Dichloroethane	ND	mg/kg	0.0046	0.00058	1		10/08/20 03:18	75-34-3	
1,2-Dichloroethane	ND	mg/kg	0.0046	0.00069	1		10/08/20 03:18	107-06-2	
cis-1,2-Dichloroethene	ND	mg/kg	0.0046	0.00092	1		10/08/20 03:18	156-59-2	
trans-1,2-Dichloroethene	ND	mg/kg	0.0046	0.00075	1		10/08/20 03:18	156-60-5	
Methylene Chloride	ND	mg/kg	0.018	0.0022	1		10/08/20 03:18	75-09-2	
Tetrachloroethene	**0.0057**	mg/kg	0.0046	0.00054	1		10/08/20 03:18	127-18-4	
1,1,1-Trichloroethane	ND	mg/kg	0.0046	0.00054	1		10/08/20 03:18	71-55-6	
Trichloroethene	**0.0025J**	mg/kg	0.0046	0.00088	1		10/08/20 03:18	79-01-6	
Vinyl chloride	ND	mg/kg	0.0046	0.00026	1		10/08/20 03:18	75-01-4	
Surrogates									
Dibromofluoromethane (S)	108	%.	73-133		1		10/08/20 03:18	1868-53-7	
Toluene-d8 (S)	103	%.	73-130		1		10/08/20 03:18	2037-26-5	
4-Bromofluorobenzene (S)	85	%.	55-129		1		10/08/20 03:18	460-00-4	
Percent Moisture	Analytical Method: SM 2540G								
	Pace Analytical Services - Indianapolis								
Percent Moisture	**5.4**	%	0.10	0.10	1		10/07/20 16:56		N2

This report shall not be reproduced, except in full,
without the written consent of Pace Analytical Services, LLC.

10/26/20

Pace Analytical Services, LLC
7726 Moller Road
Indianapolis, IN 46268
(317)228-3100

ANALYTICAL RESULTS

Project: Former Amphenol Facility
Pace Project No.: 50269116

Sample: GP-52 SL (19.5-20) **Lab ID: 50269116002** Collected: 10/05/20 12:20 Received: 10/05/20 15:50 Matrix: Solid

Results reported on a "dry weight" basis and are adjusted for percent moisture, sample size and any dilutions.

Parameters	Results	Units	Report Limit	MDL	DF	Prepared	Analyzed	CAS No.	Qual
8260 MSV 5035A VOA	Analytical Method: EPA 8260								
	Pace Analytical Services - Indianapolis								
1,1-Dichloroethane	ND	mg/kg	0.0036	0.00046	1		10/08/20 03:53	75-34-3	
1,2-Dichloroethane	ND	mg/kg	0.0036	0.00055	1		10/08/20 03:53	107-06-2	
cis-1,2-Dichloroethene	ND	mg/kg	0.0036	0.00074	1		10/08/20 03:53	156-59-2	
trans-1,2-Dichloroethene	ND	mg/kg	0.0036	0.00060	1		10/08/20 03:53	156-60-5	
Methylene Chloride	ND	mg/kg	0.015	0.0017	1		10/08/20 03:53	75-09-2	
Tetrachloroethene	**0.21**	mg/kg	0.0036	0.00043	1		10/08/20 03:53	127-18-4	
1,1,1-Trichloroethane	**0.0044**	mg/kg	0.0036	0.00043	1		10/08/20 03:53	71-55-6	
Trichloroethene	**0.048**	mg/kg	0.0036	0.00070	1		10/08/20 03:53	79-01-6	
Vinyl chloride	ND	mg/kg	0.0036	0.00021	1		10/08/20 03:53	75-01-4	
Surrogates									
Dibromofluoromethane (S)	104	%.	73-133		1		10/08/20 03:53	1868-53-7	
Toluene-d8 (S)	112	%.	73-130		1		10/08/20 03:53	2037-26-5	
4-Bromofluorobenzene (S)	75	%.	55-129		1		10/08/20 03:53	460-00-4	
Percent Moisture	Analytical Method: SM 2540G								
	Pace Analytical Services - Indianapolis								
Percent Moisture	**9.4**	%	0.10	0.10	1		10/07/20 16:56		N2

This report shall not be reproduced, except in full,
without the written consent of Pace Analytical Services, LLC.

10/06/20

Pace Analytical Services, LLC
7726 Moller Road
Indianapolis, IN 46268
(317)228-3100

ANALYTICAL RESULTS

Project: Former Amphenol Facility
Pace Project No.: 50269116

Sample: GP-52 SL (20-20.5) **Lab ID: 50269116003** Collected: 10/05/20 12:23 Received: 10/05/20 15:50 Matrix: Solid

Results reported on a "dry weight" basis and are adjusted for percent moisture, sample size and any dilutions.

Parameters	Results	Units	Report Limit	MDL	DF	Prepared	Analyzed	CAS No.	Qual
8260 MSV 5035A VOA	Analytical Method: EPA 8260								
	Pace Analytical Services - Indianapolis								
1,1-Dichloroethane	ND	mg/kg	0.0043	0.00054	1		10/08/20 04:27	75-34-3	
1,2-Dichloroethane	ND	mg/kg	0.0043	0.00065	1		10/08/20 04:27	107-06-2	
cis-1,2-Dichloroethene	ND	mg/kg	0.0043	0.00087	1		10/08/20 04:27	156-59-2	
trans-1,2-Dichloroethene	ND	mg/kg	0.0043	0.00071	1		10/08/20 04:27	156-60-5	
Methylene Chloride	ND	mg/kg	0.017	0.0020	1		10/08/20 04:27	75-09-2	
Tetrachloroethene	**0.095**	mg/kg	0.0043	0.00051	1		10/08/20 04:27	127-18-4	
1,1,1-Trichloroethane	**0.0095**	mg/kg	0.0043	0.00051	1		10/08/20 04:27	71-55-6	
Trichloroethene	**0.15**	mg/kg	0.0043	0.00082	1		10/08/20 04:27	79-01-6	
Vinyl chloride	ND	mg/kg	0.0043	0.00025	1		10/08/20 04:27	75-01-4	
Surrogates									
Dibromofluoromethane (S)	106	%.	73-133		1		10/08/20 04:27	1868-53-7	
Toluene-d8 (S)	106	%.	73-130		1		10/08/20 04:27	2037-26-5	
4-Bromofluorobenzene (S)	79	%.	55-129		1		10/08/20 04:27	460-00-4	
Percent Moisture	Analytical Method: SM 2540G								
	Pace Analytical Services - Indianapolis								
Percent Moisture	**4.7**	%	0.10	0.10	1		10/07/20 16:56		N2

This report shall not be reproduced, except in full,
without the written consent of Pace Analytical Services, LLC.

10/26/20

Pace Analytical Services, LLC
7726 Moller Road
Indianapolis, IN 46268
(317)228-3100

ANALYTICAL RESULTS

Project: Former Amphenol Facility
Pace Project No.: 50269116

Sample: GP-52 SL (20.5-21) **Lab ID: 50269116004** Collected: 10/05/20 12:26 Received: 10/05/20 15:50 Matrix: Solid

Results reported on a "dry weight" basis and are adjusted for percent moisture, sample size and any dilutions.

Parameters	Results	Units	Report Limit	MDL	DF	Prepared	Analyzed	CAS No.	Qual
8260 MSV 5035A VOA	Analytical Method: EPA 8260								
	Pace Analytical Services - Indianapolis								
1,1-Dichloroethane	**0.20**	mg/kg	0.0037	0.00046	1		10/08/20 05:02	75-34-3	
1,2-Dichloroethane	ND	mg/kg	0.0037	0.00055	1		10/08/20 05:02	107-06-2	
cis-1,2-Dichloroethene	**0.00094J**	mg/kg	0.0037	0.00074	1		10/08/20 05:02	156-59-2	
trans-1,2-Dichloroethene	ND	mg/kg	0.0037	0.00061	1		10/08/20 05:02	156-60-5	
Methylene Chloride	ND	mg/kg	0.015	0.0017	1		10/08/20 05:02	75-09-2	
Tetrachloroethene	**0.0011J**	mg/kg	0.0037	0.00043	1		10/08/20 05:02	127-18-4	
1,1,1-Trichloroethane	**0.00097J**	mg/kg	0.0037	0.00043	1		10/08/20 05:02	71-55-6	
Trichloroethene	**0.55**	mg/kg	0.27	0.040	50		10/08/20 18:46	79-01-6	
Vinyl chloride	ND	mg/kg	0.0037	0.00021	1		10/08/20 05:02	75-01-4	
Surrogates									
Dibromofluoromethane (S)	108	%.	73-133		1		10/08/20 05:02	1868-53-7	
Toluene-d8 (S)	122	%.	73-130		1		10/08/20 05:02	2037-26-5	
4-Bromofluorobenzene (S)	70	%.	55-129		1		10/08/20 05:02	460-00-4	
Percent Moisture	Analytical Method: SM 2540G								
	Pace Analytical Services - Indianapolis								
Percent Moisture	**7.7**	%	0.10	0.10	1		10/07/20 16:56		N2

REPORT OF LABORATORY ANALYSIS

This report shall not be reproduced, except in full,
without the written consent of Pace Analytical Services, LLC.

10/26/20

Pace Analytical Services, LLC
7726 Moller Road
Indianapolis, IN 46268
(317)228-3100

ANALYTICAL RESULTS

Project: Former Amphenol Facility
Pace Project No.: 50269116

Sample: FD-3 SL **Lab ID: 50269116005** Collected: 10/05/20 08:00 Received: 10/05/20 15:50 Matrix: Solid

Results reported on a "dry weight" basis and are adjusted for percent moisture, sample size and any dilutions.

Parameters	Results	Units	Report Limit	MDL	DF	Prepared	Analyzed	CAS No.	Qual
8260 MSV 5035A VOA	Analytical Method: EPA 8260								
	Pace Analytical Services - Indianapolis								
1,1-Dichloroethane	ND	mg/kg	0.0044	0.00056	1		10/08/20 05:37	75-34-3	
1,2-Dichloroethane	ND	mg/kg	0.0044	0.00066	1		10/08/20 05:37	107-06-2	
cis-1,2-Dichloroethene	ND	mg/kg	0.0044	0.00089	1		10/08/20 05:37	156-59-2	
trans-1,2-Dichloroethene	ND	mg/kg	0.0044	0.00072	1		10/08/20 05:37	156-60-5	
Methylene Chloride	ND	mg/kg	0.018	0.0021	1		10/08/20 05:37	75-09-2	
Tetrachloroethene	**0.0051**	mg/kg	0.0044	0.00052	1		10/08/20 05:37	127-18-4	
1,1,1-Trichloroethane	ND	mg/kg	0.0044	0.00052	1		10/08/20 05:37	71-55-6	
Trichloroethene	**0.0024J**	mg/kg	0.0044	0.00084	1		10/08/20 05:37	79-01-6	
Vinyl chloride	ND	mg/kg	0.0044	0.00025	1		10/08/20 05:37	75-01-4	
Surrogates									
Dibromofluoromethane (S)	109	%.	73-133		1		10/08/20 05:37	1868-53-7	
Toluene-d8 (S)	101	%.	73-130		1		10/08/20 05:37	2037-26-5	
4-Bromofluorobenzene (S)	85	%.	55-129		1		10/08/20 05:37	460-00-4	
Percent Moisture	Analytical Method: SM 2540G								
	Pace Analytical Services - Indianapolis								
Percent Moisture	**6.0**	%	0.10	0.10	1		10/07/20 16:56		N2

10/26/20

LDC #: 49461A1a

SDG #: 50269116

Laboratory: Pace Analytical Services, LLC

VALIDATION COMPLETENESS WORKSHEET

Level III/IV

Date: 10/23/20

Page: 1 of 1

Reviewer: [illegible]

2nd Reviewer: [illegible]

METHOD: GC/MS Volatiles (EPA SW 846 Method 8260C)

The samples listed below were reviewed for each of the following validation areas. Validation findings are noted in attached validation findings worksheets.

	Validation Area		Comments
I.	Sample receipt/Technical holding times	A / A	
II.	GC/MS Instrument performance check	A	
III.	Initial calibration/ICV	A / A	ICAL ≤ 20% or ICV ≤ 30%
IV.	Continuing calibration	~~SW~~ A	CCV ≤ 20%
V.	Laboratory Blanks	A	
VI.	Field blanks	N	
VII.	Surrogate spikes	A	
VIII.	Matrix spike/Matrix spike duplicates	N	
IX.	Laboratory control samples	A	LCS
X.	Field duplicates	SW	D = 1/5
XI.	Internal standards	A	
XII.	Compound quantitation RL/LOQ/LODs	A	Not reviewed for Level III validation.
XIII.	Target compound identification	A	Not reviewed for Level III validation.
XIV.	System performance	A	Not reviewed for Level III validation.
XV.	Overall assessment of data	A	

Note: A = Acceptable; N = Not provided/applicable; SW = See worksheet; ND = No compounds detected; R = Rinsate; FB = Field blank; D = Duplicate; TB = Trip blank; EB = Equipment blank; SB=Source blank; OTHER:

** Indicates sample underwent Level IV validation

	Client ID	Lab ID	Matrix	Date
1	GP-52 SL (13.75-14.25)	50269116001	Soil	10/05/20
2	GP-52 SL (19.5-20)	50269116002	Soil	10/05/20
3	GP-52 SL (20-20.5)	50269116003	Soil	10/05/20
4	GP-52 SL (20.5-21)**	50269116004**	Soil	10/05/20
5	FD-3 SL	50269116005	Soil	10/05/20
6				
7				
8				
9				

Notes:

- 2702221 -MD

(Short list)

LDC #: 49461A1a

VALIDATION FINDINGS CHECKLIST

Reviewer: JVG

Method: Volatiles (EPA SW 846 Method 8260C)

Validation Area	Yes	No	NA	Findings/Comments
I. Technical holding times				
Were all technical holding times met?	✓			
Was cooler temperature criteria met?	✓			
II. GC/MS Instrument performance check				
Were the BFB performance results reviewed and found to be within the specified criteria?	✓			
Were all samples analyzed within the 12 hour clock criteria?	✓			
IIIa. Initial calibration				
Did the laboratory perform a 5 point calibration prior to sample analysis?	✓			
Were all percent relative standard deviations (%RSD) ≤ 20% and relative response factors (RRF) within method criteria?	✓			
Was a curve fit used for evaluation? If yes, did the initial calibration meet the curve fit acceptance criteria of ≥ 0.990?	✓			
IIIb. Initial Calibration Verification				
Was an initial calibration verification standard analyzed after each initial calibration for each instrument?	✓			
Were all percent differences (%D) ≤ 30%?	✓			
IV. Continuing calibration				
Was a continuing calibration standard analyzed at least once every 12 hours for each instrument?	✓			
Were all percent differences (%D) ≤ 20% and relative response factors (RRF) within method criteria?	✓			
V. Laboratory Blanks				
Was a laboratory blank associated with every sample in this SDG?	✓			
Was a laboratory blank analyzed at least once every 12 hours for each matrix and concentration?	✓			
Was there contamination in the laboratory blanks?		✓		
VI. Field blanks				
Were field blanks were identified in this SDG?		✓		
Were target compounds detected in the field blanks?			✓	
VII. Surrogate spikes				
Were all surrogate percent recovery (%R) within QC limits?	✓			
If the percent recovery (%R) for one or more surrogates was out of QC limits, was a reanalysis performed to confirm samples with %R outside of criteria?			✓	
VIII. Matrix spike/Matrix spike duplicates				
Were matrix spike (MS) and matrix spike duplicate (MSD) analyzed in this SDG?	✓	✓		
Were the MS/MSD percent recoveries (%R) and the relative percent differences (RPD) within the QC limits?			✓	

LDC #: 49461 A1a

VALIDATION FINDINGS CHECKLIST

Reviewer: JVG

Validation Area	Yes	No	NA	Findings/Comments
IX. Laboratory control samples				
Was an LCS analyzed per analytical batch?	✓			
Were the LCS percent recoveries (%R) and relative percent difference (RPD) within the QC limits?	✓			
X. Field duplicates				
Were field duplicate pairs identified in this SDG?	✓			
Were target compounds detected in the field duplicates?	✓			
XI. Internal standards				
Were internal standard area counts within -50% to +100% of the associated calibration standard?	✓			
Were retention times within ± 30 seconds of the associated calibration standard?	✓			
XII. Compound quantitation				
Did the laboratory LOQs/RLs meet the QAPP LOQs/RLs?	✓			
Were the correct internal standard (IS), quantitation ion and relative response factor (RRF) used to quantitate the compound?	✓			
Were compound quantitation and RLs adjusted to reflect all sample dilutions and dry weight factors applicable to level IV validation?	✓			
XIII. Target compound identification				
Were relative retention times (RRT's) within ± 0.06 RRT units of the standard?	✓			
Did compound spectra meet specified EPA "Functional Guidelines" criteria?	✓			
Were chromatogram peaks verified and accounted for?	✓			
XIV. System performance				
System performance was found to be acceptable.	✓			
XV. Overall assessment of data				
Overall assessment of data was found to be acceptable.	✓			

TARGET COMPOUND WORKSHEET

METHOD: VOA

A. Chloromethane	AA. Tetrachloroethene	AAA. 1,3,5-Trimethylbenzene	AAAA. Ethyl tert-butyl ether	A1. 1,3-Butadiene	A2.
B. Bromomethane	BB. 1,1,2,2-Tetrachloroethane	BBB. 4-Chlorotoluene	BBBB. tert-Amyl methyl ether	B1. Hexane	B2.
C. Vinyl choride	CC. Toluene	CCC. tert-Butylbenzene	CCCC. 1-Chlorohexane	C1. Heptane	C2.
D. Chloroethane	DD. Chlorobenzene	DDD. 1,2,4-Trimethylbenzene	DDDD. Isopropyl alcohol	D1. Propylene	D2.
E. Methylene chloride	EE. Ethylbenzene	EEE. sec-Butylbenzene	EEEE. Acetonitrile	E1. Freon 11	E2.
F. Acetone	FF. Styrene	FFF. 1,3-Dichlorobenzene	FFFF. Acrolein	F1. Freon 12	F2.
G. Carbon disulfide	GG. Xylenes, total	GGG. p-Isopropyltoluene	GGGG. Acrylonitrile	G1. Freon 113	G2.
H. 1,1-Dichloroethene	HH. Vinyl acetate	HHH. 1,4-Dichlorobenzene	HHHH. 1,4-Dioxane	H1. Freon 114	H2.
I. 1,1-Dichloroethane	II. 2-Chloroethylvinyl ether	III. n-Butylbenzene	IIII. Isobutyl alcohol	I1. 2-Nitropropane	I2.
J. 1,2-Dichloroethene, total	JJ. Dichlorodifluoromethane	JJJ. 1,2-Dichlorobenzene	JJJJ. Methacrylonitrile	J1. Dimethyl disulfide	J2.
K. Chloroform	KK. Trichlorofluoromethane	KKK. 1,2,4-Trichlorobenzene	KKKK. Propionitrile	K1. 2,3-Dimethyl pentane	K2.
L. 1,2-Dichloroethane	LL. Methyl-tert-butyl ether	LLL. Hexachlorobutadiene	LLLL. Ethyl ether	L1. 2,4-Dimethyl pentane	L2.
M. 2-Butanone	MM. 1,2-Dibromo-3-chloropropane	MMM. Naphthalene	MMMM. Benzyl chloride	M1. 3,3-Dimethyl pentane	M2.
N. 1,1,1-Trichloroethane	NN. Methyl ethyl ketone	NNN. 1,2,3-Trichlorobenzene	NNNN. Iodomethane	N1. 2-Methylpentane	N2.
O. Carbon tetrachloride	OO. 2,2-Dichloropropane	OOO. 1,3,5-Trichlorobenzene	OOOO.1,1-Difluoroethane	O1. 3-Methylpentane	O2.
P. Bromodichloromethane	PP. Bromochloromethane	PPP. trans-1,2-Dichloroethene	PPPP. Tetrahydrofuran	P1. 3-Ethylpentane	P2.
Q. 1,2-Dichloropropane	QQ. 1,1-Dichloropropene	QQQ. cis-1,2-Dichloroethene	QQQQ. Methyl acetate	Q1. 2,2-Dimethylpentane	Q2.
R. cis-1,3-Dichloropropene	RR. Dibromomethane	RRR. m,p-Xylenes	RRRR. Ethyl acetate	R1. 2,2,3- Trimethylbutane	R2.
S. Trichloroethene	SS. 1,3-Dichloropropane	SSS. o-Xylene	SSSS. Cyclohexane	S1. 2,2,4-Trimethylpentane	S2.
T. Dibromochloromethane	TT. 1,2-Dibromoethane	TTT. 1,1,2-Trichloro-1,2,2-trifluoroethane	TTTT. Methylcyclohexane	T1. 2-Methylhexane	T2.
U. 1,1,2-Trichloroethane	UU. 1,1,1,2-Tetrachloroethane	UUU. 1,2-Dichlorotetrafluoroethane	UUUU. Allyl chloride	U1. Nonanal	U2.
V. Benzene	VV. Isopropylbenzene	VVV. 4-Ethyltoluene	VVVV. Methyl methacrylate	V1. 2-Methylnaphthalene	V2.
W. trans-1,3-Dichloropropene	WW. Bromobenzene	WWW. Ethanol	WWWW. Ethyl methacrylate	W1. Methanol	W2.
X. Bromoform	XX. 1,2,3-Trichloropropane	XXX. Di-isopropyl ether	XXXX. cis-1,4-Dichloro-2-butene	X1. 1,2,3-Trimethylbenzene	X2.
Y. 4-Methyl-2-pentanone	YY. n-Propylbenzene	YYY. tert-Butanol	YYYY. trans-1,4-Dichloro-2-butene	Y1. 2-Propanol	Y2.
Z. 2-Hexanone	ZZ. 2-Chlorotoluene	ZZZ. tert-Butyl alcohol	ZZZZ. Pentachloroethane	Z1.	Z2.

LDC #: 49461A1a

VALIDATION FINDINGS WORKSHEET
Field Duplicates

Reviewer: JVG

METHOD: GC/MS VOA (EPA SW 846 Method 8260C)

Compound	Concentration (mg/Kg)		RPD
	1	5	
AA	0.0057	0.0051	11
S	0.0025	0.0024	4

V:\Josephine\FIELD DUPLICATES\49461A1a iwm amphenol.wpd

LDC #: 49461A1a

VALIDATION FINDINGS WORKSHEET
Initial Calibration Calculation Verification

Reviewer: JVG

METHOD: GC/MS VOA (EPA SW 846 Method 8260C)

The Relative Response Factor (RRF), average RRF, and percent relative standard deviation (%RSD) were recalculated for the compounds identified below using the following calculations:

$RRF = (A_x)(C_{is})/(A_{is})(C_x)$
average RRF = sum of the RRFs/number of standards
%RSD = 100 * (S/X)

A_x = Area of Compound
C_x = Concentration of compound,
S= Standard deviation of the RRFs,

A_{is} = Area of associated internal standard
C_{is} = Concentration of internal standard
X = Mean of the RRFs

#	Standard ID	Calibration Date	Compound (IS)	Reported RRF (RRF 50 std)	Recalculated RRF (RRF 50 std)	Reported Average RRF (Initial)	Recalculated Average RRF (Initial)	Reported %RSD	Recalculated %RSD
1	ICAL 50MV5A	9/1/2020	Trichloroethene (FBZ)	0.24505	0.24505	0.29479	0.29475	13.63	13.64
2	ICAL 50MV5B	9/1/2020	Trichloroethene (FBZ)	0.28422	0.28422	0.28503	0.28503	5.84	5.84
			Tetrachloroethene (CBZ)	0.45109	0.45109	0.43740	0.43740	8.14	8.14

LDC # 49461A1a

VALIDATION FINDINGS WORKSHEET
Continuing Calibration Calculation Verification

Reviewer: JVG

METHOD: GC/MS VOA (EPA SW 846 Method 8260C)

The percent difference (%D) of the initial calibration average Relative Response Factors (RRFs) and the continuing calibration RRFs were recalculated for the compounds identified below using the following calculation:

% Difference = 100 * (ave. RRF - RRF)/ave. RRF
RRF = (Ax)(Cis)/(Ais)(Cx)

Where:
ave. RRF = initial calibration average RRF
RRF = continuing calibration RRF
Ax = Area of compound,
Cx = Concentration of compound,
Ais = Area of associated internal standarc
Cis = Concentration of internal standard

#	Standard ID	Calibration Date	Compound (IS)	Average RRF (Initial)	Reported RRF (CCV)	Recalculated RRF (CCV)	Reported % D	Recalculated %D
1	B100720.B\D01CCV 50MV5B	10/8/2020	Trichloroethene (FBZ)	0.28503	0.26592	0.26592	6.70	6.70
			Tetrachloroethene (CBZ)	0.43740	0.45016	0.45016	2.92	2.92
2	A100820.B\A02LCSSCCV 50MV5A	10/8/2020	Trichloroethene (FBZ)	0.29479	0.24154	0.24154	18.06	18.06

LDC #: 49961 A1a

VALIDATION FINDINGS WORKSHEET
Surrogate Results Verification

Reviewer: JVG

METHOD: GC/MS VOA (EPA SW 846 Method 8260C)

The percent recoveries (%R) of surrogates were recalculated for the compounds identified below using the following calculation:

% Recovery: SF/SS * 100

Where: SF = Surrogate Found
SS = Surrogate Spiked

Sample ID: # 4

	Surrogate Spiked	Surrogate Found	Percent Recovery Reported	Percent Recovery Recalculated	Percent Difference
Dibromofluoromethane	50.0	54.2478	108	108	0
1,2-Dichloroethane-d4					
Toluene-d8		60.9536	122	122	
Bromofluorobenzene		34.7687	70	70	

Sample ID:

	Surrogate Spiked	Surrogate Found	Percent Recovery Reported	Percent Recovery Recalculated	Percent Difference
Dibromofluoromethane					
1,2-Dichloroethane-d4					
Toluene-d8					
Bromofluorobenzene					

Sample ID:

	Surrogate Spiked	Surrogate Found	Percent Recovery Reported	Percent Recovery Recalculated	Percent Difference
Dibromofluoromethane					
1,2-Dichloroethane-d4					
Toluene-d8					
Bromofluorobenzene					

LDC #: 49461A1a

VALIDATION FINDINGS WORKSHEET
Laboratory Control Sample Results Verification

Reviewer: JVG

METHOD: GC/MS VOA (EPA SW 846 Method 8260C)

The percent recoveries (%R) and Relative Percent Difference (RPD) of the laboratoy control sample and laboratory control sample duplicate (if applicable) were recalculated for the compounds identified below using the following calculation:

% Recovery = 100 * SSC/SA Where: SSC = Spiked sample concentration
SA = Spike added

RPD = I LCSC - LCSDC I * 2/(LCSC + LCSDC) LCSC = Laboratory control sample concentration LCSDC = Laboratory control sample duplicate concentration

LCS ID: 2702222 LCS

Compound	Spike Added (mg/kg)		Spiked Sample Concentration (mg/kg)		LCS Percent Recovery		LCSD Percent Recovery		LCS/LCSD RPD	
	LCS	LCSD	LCS	LCSD	Reported	Recalc.	Reported	Recalc.	Reported	Recalc.
1,1-Dichloroethene	0.05	NA	0.048	NA	95	96				
Trichloroethene	↓	↓	0.045	↓	91	90				
Benzene										
Toluene										
Chlorobenzene										

Comments: Refer to Laboratory Control Sample findings worksheet for list of qualifications and associated samples when reported results do not agree within 10.0% of the recalculated results.

LDC #: 49461 A1a

VALIDATION FINDINGS WORKSHEET
Sample Calculation Verification

Reviewer: JVG

METHOD: GC/MS VOA (EPA SW 846 Method 8260C)

The concentration of the sample was calculated for the compound identified below using the following calculation:

$$\text{Concentration} = \frac{(A_x)(I_s)(DF)}{(A_{is})(RRF)(V_o)(\%S)}$$

A_x = Area of the characteristic ion (EICP) for the compound to be measured

A_{is} = Area of the characteristic ion (EICP) for the specific internal standard

I_s = Amount of internal standard added in nanograms (ng)

RRF = Relative response factor of the calibration standard.

V_o = Volume or weight of sample pruged in milliliters (ml) or grams (g).

Df = Dilution factor.

%S = Percent solids, applicable to soils and solid matrices only.

Example:

Sample I.D. 4, TCE

$$\text{Conc.} = \frac{(11655)(50)(50)(5\ mL)}{(193422)(0.29479)(\cancel{7.364g}\ 5.033g)(0.9231)(1.00)}$$

= 0.55 ug/L

#	Sample ID	Compound	Reported Concentration (ug/L)	Calculated Concentration (ug/L)	Qualification
	4	TCE	0.55	0.55	-

LABORATORY DATA CONSULTANTS, INC.
2701 Loker Ave. West, Suite 220, Carlsbad, CA 92010 Bus: 760-827-1100 Fax: 760-827-1099

IWM Consulting Group
7428 Rockville Road
Indianapolis, IN 46214
ATTN: Brad Gentry
bgentry@iwmconsult.com

October 28, 2020

SUBJECT: Revised Former Amphenol Facility, OnSite Soil_GP-53, Data Validation

Dear Mr. Gentry,

Enclosed is the revised validation report for the fraction listed below. This SDG was received on October 20, 2020. Attachment 1 is a summary of the samples that were reviewed for analysis.

LDC Project #49462_RV1:

SDG #	**Fraction:**
50269117	Volatiles

The data validation was performed under Level III & IV guidelines. The analyses were validated using the following documents, as applicable to each method:

- On-Site Soil Investigation Work Plan, Franklin Power Products, Inc./Amphenol Corporation, Franklin, Indiana; February 2020
- Design-Level Data Soil Investigation Work Plan, Franklin Power Products, Inc./Amphenol Corporation, Franklin, Indiana; February 2019
- USEPA National Functional Guidelines for Organic Superfund Methods Data Review; January 2017
- EPA SW 846, Third Edition, Test Methods for Evaluating Solid Waste, update 1, July 1992; update IIA, August 1993; update II, September 1994; update IIB, January 1995; update III, December 1996; update IIIA, April 1998; IIIB, November 2004; update IV, February 2007; update V, July 2014

Please feel free to contact us if you have any questions.

Sincerely,

Pei Geng

Pei Geng
pgeng@lab-data.com
Project Manager/Senior Chemist

Email DVR/cc: cparks@iwmconsult.com

21 pages-DL one week rush Attachment 1

90/10 Level III/IV **LDC #49462 (IWM Consulting Group - Indianapolis, IN / Former Amphenol Facility, Off-Site GP53)**

LDC	SDG#	DATE REC'D	(3) DATE DUE	(9) VOA (8260)																																	
Matrix:	Water/Soil			W	S	W	S	W	S	W	S	W	S	W	S	W	S	W	S	W	S	W	S	W	S	W	S	W	S	W	S	W	S	W	S	W	S
A	50269117	10/20/20	10/28/20	0	4																																
A	50269117	10/20/20	10/28/20	0	1																																
Total	T/PG			0	5	0	0	0	0	0	0	0	0	0	0	0	0	0	0	0	0	0	0	0	0	0	0	0	0	0	0	0	0	0	0	0	5

Shaded cells indicate Level IV validation (all other cells are Level III validation). These counts do not include MS, MSD, Dups.

L:\IWM\Former Amphenol\49462ST-Offsite.wpd

Laboratory Data Consultants, Inc.
Data Validation Report

Project/Site Name: Former Amphenol Facility, OnSite Soil_GP-53

LDC Report Date: October 28, 2020

Parameters: Volatiles

Validation Level: Level III & IV

Laboratory: Pace Analytical Services, LLC

Sample Delivery Group (SDG): 50269117

Sample Identification	Laboratory Sample Identification	Matrix	Collection Date
GP-53 SL (13.75-14.25)**	50269117001**	Soil	10/05/20
GP-53 SL (15.75-16.25)	50269117002	Soil	10/05/20
GP-53 SL (16.25-16.75)	50269117003	Soil	10/05/20
GP-53 SL (15.00-15.50)	50269117004	Soil	10/05/20
FD-2 SL	50269117005	Soil	10/05/20

**Indicates sample underwent Level IV validation

Introduction

This Data Validation Report (DVR) presents data validation findings and results for the associated samples listed on the cover page. Data validation was performed in accordance with the cover page. Data validation was performed in accordance with the On-Site Soil Investigation Work Plan, Franklin Power Products, Inc./Amphenol Corporation, Franklin, Indiana (February 2020), the Design-Level Data Soil Investigation Work Plan, Franklin Power Products, Inc./Amphenol Corporation, Franklin, Indiana (February 2019), and a modified outline of the USEPA National Functional Guidelines (NFG) for Organic Superfund Methods Data Review (January 2017). Where specific guidance was not available, the data has been evaluated in a conservative manner consistent with industry standards using professional experience.

The analyses were performed by the following method:

Volatile Organic Compounds (VOCs) by Environmental Protection Agency (EPA) SW 846 Method 8260C

All sample results were subjected to Level III data validation, which comprises an evaluation of quality control (QC) summary results. Samples appended with a double asterisk on the cover page were subjected to Level IV data validation, which is comprised of the QC summary forms as well as the raw data, to confirm sample quantitation and identification.

The following are definitions of the data qualifiers utilized during data validation:

J (Estimated): The compound or analyte was analyzed for and positively identified by the laboratory; however the reported concentration is estimated due to non-conformances discovered during data validation.

U (Non-detected): The compound or analyte was analyzed for and positively identified by the laboratory; however the compound or analyte should be considered non-detected at the reported concentration due to the presence of contaminants detected in the associated blank(s).

UJ (Non-detected estimated): The compound or analyte was reported as not detected by the laboratory; however the reported quantitation/detection limit is estimated due to non-conformances discovered during data validation.

R (Rejected): The sample results were rejected due to gross non-conformances discovered during data validation. Data qualified as rejected is not usable.

NA (Not Applicable): The non-conformance discovered during data validation demonstrates a high bias, while the affected compound or analyte in the associated sample(s) was reported as not detected by the laboratory and did not warrant the qualification of the data.

A qualification summary table is provided at the end of this report if data has been qualified. Flags are classified as P (protocol) or A (advisory) to indicate whether the flag is due to a laboratory deviation from a specified protocol or is of technical advisory nature.

I. Sample Receipt and Technical Holding Times

All samples were received in good condition.

All technical holding time requirements were met.

II. GC/MS Instrument Performance Check

A bromofluorobenzene (BFB) tune was performed at 12 hour intervals.

All ion abundance requirements were met.

III. Initial Calibration and Initial Calibration Verification

An initial calibration was performed as required by the method.

For compounds where average relative response factors (RRFs) were utilized, the percent relative standard deviations (%RSD) were less than or equal to 20.0%.

In the case where the laboratory used a calibration curve to evaluate the compounds, all coefficients of determination (r^2) were greater than or equal to 0.990.

Average relative response factors (RRF) for all compounds were within validation criteria.

The percent differences (%D) of the initial calibration verification (ICV) standard were less than or equal to 30.0% for all compounds.

IV. Continuing Calibration

Continuing calibration was performed at the required frequencies.

The percent differences (%D) of the ending continuing calibration verifications (CCVs) were less than or equal to 20.0% for all compounds.

All of the continuing calibration relative response factors (RRF) were within validation criteria.

V. Laboratory Blanks

Laboratory blanks were analyzed as required by the method. No contaminants were found in the laboratory blanks.

VI. Field Blanks

No field blanks were identified in this SDG.

VII. Surrogates

Surrogates were added to all samples as required by the method. All surrogate recoveries (%R) were within QC limits.

VIII. Matrix Spike/Matrix Spike Duplicates

Matrix spike (MS) and matrix spike duplicate (MSD) sample analysis was performed on an associated project sample. Percent recoveries (%R) were within QC limits. Relative percent differences (RPD) were not evaluated since the MS and MSD were spiked at different concentrations and not comparable.

IX. Laboratory Control Samples

Laboratory control samples (LCS) were analyzed as required by the method. Percent recoveries (%R) were within QC limits.

X. Field Duplicates

Samples GP-53 SL (13.75-14.25)** and FD-2 SL were identified as field duplicates. No results were detected in any of the samples with the following exceptions:

Compound	Concentration (mg/Kg)		RPD
	GP-53 SL (13.75-14.25)**	FD-2 SL	
Tetrachloroethene	0.029	0.019	42
1,1,1-Trichloroethane	0.0064	0.0063	2
Trichloroethene	0.038	0.049	25

XI. Internal Standards

All internal standard areas and retention times were within QC limits with the following exceptions:

Sample	Internal Standards	Area (Limits)	Affected Compound	Flag	A or P
GP-53 SL (16.25-16.75)	Chlorobenzene-d5	83591 (88196.5-352786)	Tetrachloroethene	UJ (all non-detects)	P

XII. Compound Quantitation

All compound quantitations met validation criteria for samples which underwent Level IV validation. Raw data were not reviewed for Level III validation.

XIII. Target Compound Identifications

All target compound identifications met validation criteria for samples which underwent Level IV validation. Raw data were not reviewed for Level III validation.

XIV. System Performance

The system performance was acceptable for samples which underwent Level IV validation. Raw data were not reviewed for Level III validation.

XV. Overall Assessment of Data

The analysis was conducted within all specifications of the method. No results were rejected in this SDG.

Due to internal standard area, data were qualified as estimated in one sample.

The quality control criteria reviewed, other than those discussed above, were met and are considered acceptable.

Former Amphenol Facility, OnSite Soil_GP-53
Volatiles - Data Qualification Summary - SDG 50269117

Sample	Compound	Flag	A or P	Reason
GP-53 SL (16.25-16.75)	Tetrachloroethene	UJ (all non-detects)	P	Internal standards (area)

Former Amphenol Facility, OnSite Soil_GP-53
Volatiles - Laboratory Blank Data Qualification Summary - SDG 50269117

No Sample Data Qualified in this SDG

Former Amphenol Facility, OnSite Soil_GP-53
Volatiles - Field Blank Data Qualification Summary - SDG 50269117

No Sample Data Qualified in this SDG

Pace Analytical Services, LLC
7726 Moller Road
Indianapolis, IN 46268
(317)228-3100

ANALYTICAL RESULTS

Project: Former Amphenol Facility
Pace Project No.: 50269117

Sample: GP-53 SL (13.75-14.25) **Lab ID: 50269117001** Collected: 10/05/20 11:52 Received: 10/05/20 15:50 Matrix: Solid

Results reported on a "dry weight" basis and are adjusted for percent moisture, sample size and any dilutions.

Parameters	Results	Units	Report Limit	MDL	DF	Prepared	Analyzed	CAS No.	Qual
8260 MSV 5035A VOA	Analytical Method: EPA 8260								
	Pace Analytical Services - Indianapolis								
1,1-Dichloroethane	ND	mg/kg	0.0047	0.00076	1		10/08/20 09:56	75-34-3	
1,2-Dichloroethane	ND	mg/kg	0.0047	0.00051	1		10/08/20 09:56	107-06-2	
cis-1,2-Dichloroethene	ND	mg/kg	0.0047	0.00058	1		10/08/20 09:56	156-59-2	
trans-1,2-Dichloroethene	ND	mg/kg	0.0047	0.00085	1		10/08/20 09:56	156-60-5	
Methylene Chloride	ND	mg/kg	0.019	0.00094	1		10/08/20 09:56	75-09-2	
Tetrachloroethene	**0.029**	mg/kg	0.0047	0.00081	1		10/08/20 09:56	127-18-4	
1,1,1-Trichloroethane	**0.0064**	mg/kg	0.0047	0.00055	1		10/08/20 09:56	71-55-6	
Trichloroethene	**0.038**	mg/kg	0.0047	0.00069	1		10/08/20 09:56	79-01-6	
Vinyl chloride	ND	mg/kg	0.0047	0.00041	1		10/08/20 09:56	75-01-4	
Surrogates									
Dibromofluoromethane (S)	110	%.	73-133		1		10/08/20 09:56	1868-53-7	
Toluene-d8 (S)	113	%.	73-130		1		10/08/20 09:56	2037-26-5	
4-Bromofluorobenzene (S)	75	%.	55-129		1		10/08/20 09:56	460-00-4	
Percent Moisture	Analytical Method: SM 2540G								
	Pace Analytical Services - Indianapolis								
Percent Moisture	**6.9**	%	0.10	0.10	1		10/07/20 16:57		N2

This report shall not be reproduced, except in full,
without the written consent of Pace Analytical Services, LLC.

10/26/20 R

Pace Analytical Services, LLC
7726 Moller Road
Indianapolis, IN 46268
(317)228-3100

ANALYTICAL RESULTS

Project: Former Amphenol Facility
Pace Project No.: 50269117

Sample: GP-53 SL (15.75-16.25) **Lab ID: 50269117002** Collected: 10/05/20 11:56 Received: 10/05/20 15:50 Matrix: Solid

Results reported on a "dry weight" basis and are adjusted for percent moisture, sample size and any dilutions.

Parameters	Results	Units	Report Limit	MDL	DF	Prepared	Analyzed	CAS No.	Qual
8260 MSV 5035A VOA	Analytical Method: EPA 8260								
	Pace Analytical Services - Indianapolis								
1,1-Dichloroethane	**0.010**	mg/kg	0.0044	0.00070	1		10/08/20 10:30	75-34-3	
1,2-Dichloroethane	ND	mg/kg	0.0044	0.00047	1		10/08/20 10:30	107-06-2	
cis-1,2-Dichloroethene	ND	mg/kg	0.0044	0.00054	1		10/08/20 10:30	156-59-2	
trans-1,2-Dichloroethene	ND	mg/kg	0.0044	0.00079	1		10/08/20 10:30	156-60-5	
Methylene Chloride	ND	mg/kg	0.017	0.00087	1		10/08/20 10:30	75-09-2	
Tetrachloroethene	ND	mg/kg	0.0044	0.00075	1		10/08/20 10:30	127-18-4	
1,1,1-Trichloroethane	**0.11**	mg/kg	0.0044	0.00051	1		10/08/20 10:30	71-55-6	
Trichloroethene	**9.3**	mg/kg	0.45	0.067	100		10/08/20 16:27	79-01-6	
Vinyl chloride	ND	mg/kg	0.0044	0.00038	1		10/08/20 10:30	75-01-4	
Surrogates									
Dibromofluoromethane (S)	107	%.	73-133		1		10/08/20 10:30	1868-53-7	
Toluene-d8 (S)	111	%.	73-130		1		10/08/20 10:30	2037-26-5	
4-Bromofluorobenzene (S)	79	%.	55-129		1		10/08/20 10:30	460-00-4	
Percent Moisture	Analytical Method: SM 2540G								
	Pace Analytical Services - Indianapolis								
Percent Moisture	**9.7**	%	0.10	0.10	1		10/07/20 16:57		N2

This report shall not be reproduced, except in full,
without the written consent of Pace Analytical Services, LLC.

10/26/20

Pace Analytical Services, LLC
7726 Moller Road
Indianapolis, IN 46268
(317)228-3100

ANALYTICAL RESULTS

Project: Former Amphenol Facility
Pace Project No.: 50269117

Sample: GP-53 SL (16.25-16.75) **Lab ID: 50269117003** Collected: 10/05/20 12:00 Received: 10/05/20 15:50 Matrix: Solid

Results reported on a "dry weight" basis and are adjusted for percent moisture, sample size and any dilutions.

Parameters	Results	Units	Report Limit	MDL	DF	Prepared	Analyzed	CAS No.	Qual
8260 MSV 5035A VOA	Analytical Method: EPA 8260								
	Pace Analytical Services - Indianapolis								
1,1-Dichloroethane	**0.15**	mg/kg	0.0039	0.00063	1		10/08/20 11:04	75-34-3	
1,2-Dichloroethane	ND	mg/kg	0.0039	0.00042	1		10/08/20 11:04	107-06-2	
cis-1,2-Dichloroethene	**0.0020J**	mg/kg	0.0039	0.00048	1		10/08/20 11:04	156-59-2	
trans-1,2-Dichloroethene	ND	mg/kg	0.0039	0.00070	1		10/08/20 11:04	156-60-5	
Methylene Chloride	ND	mg/kg	0.016	0.00078	1		10/08/20 11:04	75-09-2	
Tetrachloroethene	ND UJ	mg/kg	0.0039	0.00067	1		10/08/20 11:04	127-18-4	
1,1,1-Trichloroethane	**0.0012J**	mg/kg	0.0039	0.00046	1		10/08/20 11:04	71-55-6	
Trichloroethene	**0.090**	mg/kg	0.0039	0.00058	1		10/08/20 11:04	79-01-6	
Vinyl chloride	ND	mg/kg	0.0039	0.00034	1		10/08/20 11:04	75-01-4	
Surrogates									
Dibromofluoromethane (S)	116	%.	73-133		1		10/08/20 11:04	1868-53-7	
Toluene-d8 (S)	127	%.	73-130		1		10/08/20 11:04	2037-26-5	
4-Bromofluorobenzene (S)	69	%.	55-129		1		10/08/20 11:04	460-00-4	
Percent Moisture	Analytical Method: SM 2540G								
	Pace Analytical Services - Indianapolis								
Percent Moisture	**7.2**	%	0.10	0.10	1		10/07/20 16:57		N2

REPORT OF LABORATORY ANALYSIS

This report shall not be reproduced, except in full,
without the written consent of Pace Analytical Services, LLC.

10/26/20

Pace Analytical Services, LLC
7726 Moller Road
Indianapolis, IN 46268
(317)228-3100

ANALYTICAL RESULTS

Project: Former Amphenol Facility
Pace Project No.: 50269117

Sample: GP-53 SL (15-15.5) **Lab ID: 50269117004** Collected: 10/05/20 12:02 Received: 10/05/20 15:50 Matrix: Solid

Results reported on a "dry weight" basis and are adjusted for percent moisture, sample size and any dilutions.

Parameters	Results	Units	Report Limit	MDL	DF	Prepared	Analyzed	CAS No.	Qual
8260 MSV 5035A VOA	Analytical Method: EPA 8260								
	Pace Analytical Services - Indianapolis								
1,1-Dichloroethane	ND	mg/kg	0.0045	0.00057	1		10/08/20 02:09	75-34-3	
1,2-Dichloroethane	ND	mg/kg	0.0045	0.00068	1		10/08/20 02:09	107-06-2	
cis-1,2-Dichloroethene	ND	mg/kg	0.0045	0.00091	1		10/08/20 02:09	156-59-2	
trans-1,2-Dichloroethene	ND	mg/kg	0.0045	0.00075	1		10/08/20 02:09	156-60-5	
Methylene Chloride	ND	mg/kg	0.018	0.0021	1		10/08/20 02:09	75-09-2	
Tetrachloroethene	**0.034**	mg/kg	0.0045	0.00053	1		10/08/20 02:09	127-18-4	
1,1,1-Trichloroethane	**0.043**	mg/kg	0.0045	0.00053	1		10/08/20 02:09	71-55-6	
Trichloroethene	**2.1**	mg/kg	0.23	0.034	50		10/08/20 18:11	79-01-6	
Vinyl chloride	ND	mg/kg	0.0045	0.00026	1		10/08/20 02:09	75-01-4	
Surrogates									
Dibromofluoromethane (S)	107	%.	73-133		1		10/08/20 02:09	1868-53-7	
Toluene-d8 (S)	105	%.	73-130		1		10/08/20 02:09	2037-26-5	
4-Bromofluorobenzene (S)	83	%.	55-129		1		10/08/20 02:09	460-00-4	
Percent Moisture	Analytical Method: SM 2540G								
	Pace Analytical Services - Indianapolis								
Percent Moisture	**14.3**	%	0.10	0.10	1		10/07/20 16:57		N2

This report shall not be reproduced, except in full,
without the written consent of Pace Analytical Services, LLC.

10/26/20

Pace Analytical Services, LLC
7726 Moller Road
Indianapolis, IN 46268
(317)228-3100

ANALYTICAL RESULTS

Project: Former Amphenol Facility
Pace Project No.: 50269117

Sample: FD-2 SL **Lab ID: 50269117005** Collected: 10/05/20 08:00 Received: 10/05/20 15:50 Matrix: Solid

Results reported on a "dry weight" basis and are adjusted for percent moisture, sample size and any dilutions.

Parameters	Results	Units	Report Limit	MDL	DF	Prepared	Analyzed	CAS No.	Qual
8260 MSV 5035A VOA	Analytical Method: EPA 8260								
	Pace Analytical Services - Indianapolis								
1,1-Dichloroethane	ND	mg/kg	0.0044	0.00056	1		10/08/20 17:54	75-34-3	
1,2-Dichloroethane	ND	mg/kg	0.0044	0.00067	1		10/08/20 17:54	107-06-2	
cis-1,2-Dichloroethene	ND	mg/kg	0.0044	0.00090	1		10/08/20 17:54	156-59-2	
trans-1,2-Dichloroethene	ND	mg/kg	0.0044	0.00073	1		10/08/20 17:54	156-60-5	
Methylene Chloride	ND	mg/kg	0.018	0.0021	1		10/08/20 17:54	75-09-2	
Tetrachloroethene	**0.019**	mg/kg	0.0044	0.00052	1		10/08/20 17:54	127-18-4	
1,1,1-Trichloroethane	**0.0063**	mg/kg	0.0044	0.00052	1		10/08/20 17:54	71-55-6	
Trichloroethene	**0.049**	mg/kg	0.0044	0.00085	1		10/08/20 17:54	79-01-6	
Vinyl chloride	ND	mg/kg	0.0044	0.00025	1		10/08/20 17:54	75-01-4	
Surrogates									
Dibromofluoromethane (S)	107	%.	73-133		1		10/08/20 17:54	1868-53-7	
Toluene-d8 (S)	111	%.	73-130		1		10/08/20 17:54	2037-26-5	
4-Bromofluorobenzene (S)	75	%.	55-129		1		10/08/20 17:54	460-00-4	
Percent Moisture	Analytical Method: SM 2540G								
	Pace Analytical Services - Indianapolis								
Percent Moisture	**9.7**	%	0.10	0.10	1		10/07/20 16:57		N2

10/26/20

LDC #: 49462A1a

SDG #: 50269117

Laboratory: Pace Analytical Services, LLC

VALIDATION COMPLETENESS WORKSHEET

Level III/IV

Date: 10/23/20

Page: 1 of 1

Reviewer: DG

2nd Reviewer: [illegible]

METHOD: GC/MS Volatiles (EPA SW 846 Method 8260C)

The samples listed below were reviewed for each of the following validation areas. Validation findings are noted in attached validation findings worksheets.

	Validation Area		Comments
I.	Sample receipt/Technical holding times	A / A	
II.	GC/MS Instrument performance check	A	
III.	Initial calibration/ICV	A, A	ICAL ≤ 20% r² ICV ≤ 30%
IV.	Continuing calibration	A	CCV ≤ 20%
V.	Laboratory Blanks	A	
VI.	Field blanks	N	
VII.	Surrogate spikes	A	
VIII.	Matrix spike/Matrix spike duplicates	~~SW~~ A	50269119 012 RPD - spike not comparable
IX.	Laboratory control samples	A	LCS
X.	Field duplicates	SW	D = 1/5
XI.	Internal standards	SW	
XII.	Compound quantitation RL/LOQ/LODs	A	Not reviewed for Level III validation.
XIII.	Target compound identification	A	Not reviewed for Level III validation.
XIV.	System performance	A	Not reviewed for Level III validation.
XV.	Overall assessment of data	A	

Note: A = Acceptable; N = Not provided/applicable; SW = See worksheet; ND = No compounds detected; R = Rinsate; FB = Field blank; D = Duplicate; TB = Trip blank; EB = Equipment blank; SB=Source blank; OTHER:

** Indicates sample underwent Level IV validation

		Client ID	Lab ID	Matrix	Date
1	1	GP-53 SL (13.75-14.25)**	50269117001**	Soil	10/05/20
2	1	GP-53 SL (15.75-16.25)	50269117002	Soil	10/05/20
3	1	GP-53 SL (16.25-16.75)	50269117003	Soil	10/05/20
4	2	GP-53 SL (15-15.5)	50269117004	Soil	10/05/20
5	3	FD-2 SL	50269117005	Soil	10/05/20
6					
7					
8					
9					

Notes:

1	2702217- MB						
2	2702221 -						
3	2703421 -						

(short list)

LDC #: 49962A1a

VALIDATION FINDINGS CHECKLIST

Reviewer: JVG

Method: Volatiles (EPA SW 846 Method 8260C)

Validation Area	Yes	No	NA	Findings/Comments
I. Technical holding times				
Were all technical holding times met?	✓			
Was cooler temperature criteria met?	✓			
II. GC/MS Instrument performance check				
Were the BFB performance results reviewed and found to be within the specified criteria?	✓			
Were all samples analyzed within the 12 hour clock criteria?	✓			
IIIa. Initial calibration				
Did the laboratory perform a 5 point calibration prior to sample analysis?	✓			
Were all percent relative standard deviations (%RSD) ≤ 20% and relative response factors (RRF) within method criteria?	✓			
Was a curve fit used for evaluation? If yes, did the initial calibration meet the curve fit acceptance criteria of ≥ 0.990?	✓			
IIIb. Initial Calibration Verification				
Was an initial calibration verification standard analyzed after each initial calibration for each instrument?	✓			
Were all percent differences (%D) ≤ 30%?	✓			
IV. Continuing calibration				
Was a continuing calibration standard analyzed at least once every 12 hours for each instrument?	✓			
Were all percent differences (%D) ≤ 20% and relative response factors (RRF) within method criteria?	✓			
V. Laboratory Blanks				
Was a laboratory blank associated with every sample in this SDG?	✓			
Was a laboratory blank analyzed at least once every 12 hours for each matrix and concentration?	✓			
Was there contamination in the laboratory blanks?		✓		
VI. Field blanks				
Were field blanks were identified in this SDG?		✓		
Were target compounds detected in the field blanks?			✓	
VII. Surrogate spikes				
Were all surrogate percent recovery (%R) within QC limits?	✓			
If the percent recovery (%R) for one or more surrogates was out of QC limits, was a reanalysis performed to confirm samples with %R outside of criteria?	✓			
VIII. Matrix spike/Matrix spike duplicates				
Were matrix spike (MS) and matrix spike duplicate (MSD) analyzed in this SDG?	✓			
Were the MS/MSD percent recoveries (%R) and the relative percent differences (RPD) within the QC limits?	✓			

LDC #: 49462A1a

VALIDATION FINDINGS CHECKLIST

Reviewer: JVG

Validation Area	Yes	No	NA	Findings/Comments
IX. Laboratory control samples				
Was an LCS analyzed per analytical batch?	✓			
Were the LCS percent recoveries (%R) and relative percent difference (RPD) within the QC limits?	✓			
X. Field duplicates				
Were field duplicate pairs identified in this SDG?	✓			
Were target compounds detected in the field duplicates?	✓			
XI. Internal standards				
Were internal standard area counts within -50% to +100% of the associated calibration standard?		✓		
Were retention times within ± 30 seconds of the associated calibration standard?	✓			
XII. Compound quantitation				
Did the laboratory LOQs/RLs meet the QAPP LOQs/RLs?	✓			
Were the correct internal standard (IS), quantitation ion and relative response factor (RRF) used to quantitate the compound?	✓			
Were compound quantitation and RLs adjusted to reflect all sample dilutions and dry weight factors applicable to level IV validation?	✓			
XIII. Target compound identification				
Were relative retention times (RRT's) within ± 0.06 RRT units of the standard?	✓			
Did compound spectra meet specified EPA "Functional Guidelines" criteria?	✓			
Were chromatogram peaks verified and accounted for?	✓			
XIV. System performance				
System performance was found to be acceptable.	✓			
XV. Overall assessment of data				
Overall assessment of data was found to be acceptable.	✓			

TARGET COMPOUND WORKSHEET

METHOD: VOA

A. Chloromethane	AA. Tetrachloroethene	AAA. 1,3,5-Trimethylbenzene	AAAA. Ethyl tert-butyl ether	A1. 1,3-Butadiene	A2.
B. Bromomethane	BB. 1,1,2,2-Tetrachloroethane	BBB. 4-Chlorotoluene	BBBB. tert-Amyl methyl ether	B1. Hexane	B2.
C. Vinyl choride	CC. Toluene	CCC. tert-Butylbenzene	CCCC. 1-Chlorohexane	C1. Heptane	C2.
D. Chloroethane	DD. Chlorobenzene	DDD. 1,2,4-Trimethylbenzene	DDDD. Isopropyl alcohol	D1. Propylene	D2.
E. Methylene chloride	EE. Ethylbenzene	EEE. sec-Butylbenzene	EEEE. Acetonitrile	E1. Freon 11	E2.
F. Acetone	FF. Styrene	FFF. 1,3-Dichlorobenzene	FFFF. Acrolein	F1. Freon 12	F2.
G. Carbon disulfide	GG. Xylenes, total	GGG. p-Isopropyltoluene	GGGG. Acrylonitrile	G1. Freon 113	G2.
H. 1,1-Dichloroethene	HH. Vinyl acetate	HHH. 1,4-Dichlorobenzene	HHHH. 1,4-Dioxane	H1. Freon 114	H2.
I. 1,1-Dichloroethane	II. 2-Chloroethylvinyl ether	III. n-Butylbenzene	IIII. Isobutyl alcohol	I1. 2-Nitropropane	I2.
J. 1,2-Dichloroethene, total	JJ. Dichlorodifluoromethane	JJJ. 1,2-Dichlorobenzene	JJJJ. Methacrylonitrile	J1. Dimethyl disulfide	J2.
K. Chloroform	KK. Trichlorofluoromethane	KKK. 1,2,4-Trichlorobenzene	KKKK. Propionitrile	K1. 2,3-Dimethyl pentane	K2.
L. 1,2-Dichloroethane	LL. Methyl-tert-butyl ether	LLL. Hexachlorobutadiene	LLLL. Ethyl ether	L1. 2,4-Dimethyl pentane	L2.
M. 2-Butanone	MM. 1,2-Dibromo-3-chloropropane	MMM. Naphthalene	MMMM. Benzyl chloride	M1. 3,3-Dimethyl pentane	M2.
N. 1,1,1-Trichloroethane	NN. Methyl ethyl ketone	NNN. 1,2,3-Trichlorobenzene	NNNN. Iodomethane	N1. 2-Methylpentane	N2.
O. Carbon tetrachloride	OO. 2,2-Dichloropropane	OOO. 1,3,5-Trichlorobenzene	OOOO.1,1-Difluoroethane	O1. 3-Methylpentane	O2.
P. Bromodichloromethane	PP. Bromochloromethane	PPP. trans-1,2-Dichloroethene	PPPP. Tetrahydrofuran	P1. 3-Ethylpentane	P2.
Q. 1,2-Dichloropropane	QQ. 1,1-Dichloropropene	QQQ. cis-1,2-Dichloroethene	QQQQ. Methyl acetate	Q1. 2,2-Dimethylpentane	Q2.
R. cis-1,3-Dichloropropene	RR. Dibromomethane	RRR. m,p-Xylenes	RRRR. Ethyl acetate	R1. 2,2,3- Trimethylbutane	R2.
S. Trichloroethene	SS. 1,3-Dichloropropane	SSS. o-Xylene	SSSS. Cyclohexane	S1. 2,2,4-Trimethylpentane	S2.
T. Dibromochloromethane	TT. 1,2-Dibromoethane	TTT. 1,1,2-Trichloro-1,2,2-trifluoroethane	TTTT. Methylcyclohexane	T1. 2-Methylhexane	T2.
U. 1,1,2-Trichloroethane	UU. 1,1,1,2-Tetrachloroethane	UUU. 1,2-Dichlorotetrafluoroethane	UUUU. Allyl chloride	U1. Nonanal	U2.
V. Benzene	VV. Isopropylbenzene	VVV. 4-Ethyltoluene	VVVV. Methyl methacrylate	V1. 2-Methylnaphthalene	V2.
W. trans-1,3-Dichloropropene	WW. Bromobenzene	WWW. Ethanol	WWWW. Ethyl methacrylate	W1. Methanol	W2.
X. Bromoform	XX. 1,2,3-Trichloropropane	XXX. Di-isopropyl ether	XXXX. cis-1,4-Dichloro-2-butene	X1. 1,2,3-Trimethylbenzene	X2.
Y. 4-Methyl-2-pentanone	YY. n-Propylbenzene	YYY. tert-Butanol	YYYY. trans-1,4-Dichloro-2-butene	Y1. 2-Propanol	Y2.
Z. 2-Hexanone	ZZ. 2-Chlorotoluene	ZZZ. tert-Butyl alcohol	ZZZZ. Pentachloroethane	Z1.	Z2.

LDC #: 49462A1a

VALIDATION FINDINGS WORKSHEET
Field Duplicates

Reviewer: JVG

METHOD: GC/MS VOA (EPA SW 846 Method 8260C)

Compound	Concentration (mg/Kg)		RPD
	1	5	
AA	0.029	0.019	42
N	0.0064	0.0063	2
S	0.038	0.049	25

V:\Josephine\FIELD DUPLICATES\49462A1a iwm amphenol.wpd

LDC #: 49462 A1a

VALIDATION FINDINGS WORKSHEET
Internal Standards

Reviewer: JVG

METHOD: GC/MS VOA (EPA SW 846 Method 8260C)

Please see qualifications below for all questions answered "N". Not applicable questions are identified as "N/A".

Y (N) N/A Were all internal standard area counts within -50 to +100% of the associated calibration standard?

(Y) N N/A Were the retention times of the internal standards within +/- 30 seconds of the retention times of the associated calibration standard?

#	Date	Sample ID	Internal Standard	Area (Limits)	RT (Limits)	Qualifications
		3 (ND)	CBZ	83591 (88196.5 - 352786)		J/UJ/P (qual AA)

(BCM) = Bromochloromethane
(DFB) = 1,4-Difluorobenzene
(CBZ) = Chlorobenzene-d5
(PFB) = Pentafluorobenzene
(4DCB) = 1,4-Dichlorobenzene-d4
(2DCB) = 1,2-Dichlorobenzene-d4
(FBZ) = Fluorobenzene
(TBA) = Tert butyl alcohol-d9
(BUT) = 2-Butanone-d5

LDC #: 49462A1a

VALIDATION FINDINGS WORKSHEET
Initial Calibration Calculation Verification

Reviewer: JVG

METHOD: GC/MS VOA (EPA SW 846 Method 8260C)

The Relative Response Factor (RRF), average RRF, and percent relative standard deviation (%RSD) were recalculated for the compounds identified below using the following calculations:

$RRF = (A_x)(C_{is})/(A_{is})(C_x)$
average RRF = sum of the RRFs/number of standards
%RSD = 100 * (S/X)

A_x = Area of Compound
C_x = Concentration of compound,
S= Standard deviation of the RRFs,

A_{is} = Area of associated internal standard
C_{is} = Concentration of internal standard
X = Mean of the RRFs

#	Standard ID	Calibration Date	Compound (IS)	Reported RRF (RRF 50 std)	Recalculated RRF (RRF 50 std)	Reported Average RRF (Initial)	Recalculated Average RRF (Initial)	Reported %RSD	Recalculated %RSD
1	ICAL 50MV5A	9/1/2020	Trichloroethene (FBZ)	0.24505	0.24505	0.29479	0.29475	13.63	13.64
			Tetrachloroethene (CBZ)	0.41712	0.41712	0.46801	0.46801	11.96	11.96

LDC # 49462A1a

VALIDATION FINDINGS WORKSHEET
Continuing Calibration Calculation Verification

Reviewer: JVG

METHOD: GC/MS VOA (EPA SW 846 Method 8260C)

The percent difference (%D) of the initial calibration average Relative Response Factors (RRFs) and the continuing calibration RRFs were recalculated for the compounds identified below using the following calculation:

% Difference = 100 * (ave. RRF - RRF)/ave. RRF
RRF = (Ax)(Cis)/(Ais)(Cx)

Where:
ave. RRF = initial calibration average RRF
RRF = continuing calibration RRF
Ax = Area of compound,
Cx = Concentration of compound,
Ais = Area of associated internal standarc
Cis = Concentration of internal standard

#	Standard ID	Calibration Date	Compound (IS)	Average RRF (Initial)	Reported RRF (CCV)	Recalculated RRF (CCV)	Reported % D	Recalculated %D
1	A100720.B\C01CCV 50MV5A	10/8/2020	Trichloroethene (FBZ)	0.29479	0.26318	0.26318	10.72	10.72
			Tetrachloroethene (CBZ)	0.46801	0.44495	0.44495	4.93	4.93

LDC #: 49462 A1a

VALIDATION FINDINGS WORKSHEET
Surrogate Results Verification

Reviewer: JVG

METHOD: GC/MS VOA (EPA SW 846 Method 8260C)

The percent recoveries (%R) of surrogates were recalculated for the compounds identified below using the following calculation:

% Recovery: SF/SS * 100

Where: SF = Surrogate Found
SS = Surrogate Spiked

Sample ID: 1

	Surrogate Spiked	Surrogate Found	Percent Recovery Reported	Percent Recovery Recalculated	Percent Difference
Dibromofluoromethane	50.0	55.1432	110	110	0
1,2-Dichloroethane-d4					
Toluene-d8		56.282	113	113	
Bromofluorobenzene		37.3034	75	75	

Sample ID:

	Surrogate Spiked	Surrogate Found	Percent Recovery Reported	Percent Recovery Recalculated	Percent Difference
Dibromofluoromethane					
1,2-Dichloroethane-d4					
Toluene-d8					
Bromofluorobenzene					

Sample ID:

	Surrogate Spiked	Surrogate Found	Percent Recovery Reported	Percent Recovery Recalculated	Percent Difference
Dibromofluoromethane					
1,2-Dichloroethane-d4					
Toluene-d8					
Bromofluorobenzene					

LDC #: 49462A1a

VALIDATION FINDINGS WORKSHEET
Laboratory Control Sample Results Verification

Reviewer: JVG

METHOD: GC/MS VOA (EPA SW 846 Method 8260C)

The percent recoveries (%R) and Relative Percent Difference (RPD) of the laboratoy control sample and laboratory control sample duplicate (if applicable) were recalculated for the compounds identified below using the following calculation:

% Recovery = 100 * SSC/SA Where: SSC = Spiked sample concentration
SA = Spike added

RPD = I LCSC - LCSDC I * 2/(LCSC + LCSDC) LCSC = Laboratory control sample concentration LCSDC = Laboratory control sample duplicate concentration

LCS ID: 2702218 LCS

Compound	Spike Added (mg/kg)		Spiked Sample Concentration (mg/kg)		LCS Percent Recovery		LCSD Percent Recovery		LCS/LCSD RPD	
	LCS	LCSD	LCS	LCSD	Reported	Recalc.	Reported	Recalc.	Reported	Recalc.
1,1-Dichloroethene	0.05	NA	0.044	NA	88	88				
Trichloroethene			0.043		85	86				
Benzene										
Toluene										
Chlorobenzene										

Comments: Refer to Laboratory Control Sample findings worksheet for list of qualifications and associated samples when reported results do not agree within 10.0% of the recalculated results.

LDC #: 49462 A1a

VALIDATION FINDINGS WORKSHEET
Sample Calculation Verification

Reviewer: JVG

METHOD: GC/MS VOA (EPA SW 846 Method 8260C)

The concentration of the sample was calculated for the compound identified below using the following calculation:

$$\text{Concentration} = \frac{(A_x)(I_s)(V_p)(DF)}{(A_{is})(RRF)(V_o)(\%S)}$$

A_x = Area of the characteristic ion (EICP) for the compound to be measured

A_{is} = Area of the characteristic ion (EICP) for the specific internal standard

I_s = Amount of internal standard added in nanograms (ng)

RRF = Relative response factor of the calibration standard.

V_o = Volume or weight of sample purged in milliliters (ml) or grams (g).

V_p = Purge Volume

%S = Percent solids, applicable to soils and solid matrices only.

Example:

Sample I.D. 1, TCE:

$$\text{Conc.} = \frac{(43354)(50)(5mL)}{(1830632)(0.29479)(5.719g)(0.931)(1000)}$$

= 0.0377

≈ 0.038 mg/kg

#	Sample ID	Compound	Reported Concentration (mg/kg)	Calculated Concentration (mg/kg)	Qualification
	1	TCE	0.038	0.038	–

LABORATORY DATA CONSULTANTS, INC.
2701 Loker Ave. West, Suite 220, Carlsbad, CA 92010 Bus: 760-827-1100 Fax: 760-827-1099

IWM Consulting Group
7428 Rockville Road
Indianapolis, IN 46214
ATTN: Brad Gentry
bgentry@iwmconsult.com

October 28, 2020

SUBJECT: Revised Former Amphenol Facility, OnSite Soil_GP-51, Data Validation

Dear Mr. Gentry,

Enclosed is the revised validation report for the fraction listed below. This SDG was received on October 20, 2020. Attachment 1 is a summary of the samples that were reviewed for analysis.

LDC Project #49463_RV1:

SDG #	**Fraction:**
50269118	Volatiles

The data validation was performed under Level III & IV guidelines. The analyses were validated using the following documents, as applicable to each method:

- On-Site Soil Investigation Work Plan, Franklin Power Products, Inc./Amphenol Corporation, Franklin, Indiana; February 2020
- Design-Level Data Soil Investigation Work Plan, Franklin Power Products, Inc./Amphenol Corporation, Franklin, Indiana; February 2019
- USEPA National Functional Guidelines for Organic Superfund Methods Data Review; January 2017
- EPA SW 846, Third Edition, Test Methods for Evaluating Solid Waste, update 1, July 1992; update IIA, August 1993; update II, September 1994; update IIB, January 1995; update III, December 1996; update IIIA, April 1998; IIIB, November 2004; update IV, February 2007; update V, July 2014

Please feel free to contact us if you have any questions.

Sincerely,

Pei Geng

Pei Geng
pgeng@lab-data.com
Project Manager/Senior Chemist

Email DVR/cc: cparks@iwmconsult.com

18 pages-DL one week rush Attachment 1

90/10 Level III/IV **LDC #49463 (IWM Consulting Group - Indianapolis, IN / Former Amphenol Facility, Off-Site GP51)**

LDC	SDG#	DATE REC'D	(3) DATE DUE	(9) VOA (8260)																																	
Matrix:	Water/Soil			W	S	W	S	W	S	W	S	W	S	W	S	W	S	W	S	W	S	W	S	W	S	W	S	W	S	W	S	W	S	W	S	W	S
A	50269118	10/20/20	10/28/20	0	3																																
A	50269118	10/20/20	10/28/20	0	1																																
Total	T/PG			0	4	0	0	0	0	0	0	0	0	0	0	0	0	0	0	0	0	0	0	0	0	0	0	0	0	0	0	0	0	0	0	0	4

Shaded cells indicate Level IV validation (all other cells are Level III validation). These counts do not include MS, MSD, Dups.

L:\IWM\Former Amphenol\49463ST-Offsite.wpd

LDC Report# 49463A1a_RV1

Laboratory Data Consultants, Inc.
Data Validation Report

Project/Site Name: Former Amphenol Facility, OnSite Soil_GP-51

LDC Report Date: October 28, 2020

Parameters: Volatiles

Validation Level: Level III & IV

Laboratory: Pace Analytical Services, LLC

Sample Delivery Group (SDG): 50269118

Sample Identification	Laboratory Sample Identification	Matrix	Collection Date
GP-51 SL (15.5-16.0)	50269118001	Soil	10/05/20
GP-51 SL (20.0-20.50)	50269118002	Soil	10/05/20
GP-51 SL (20.50-21.00)**	50269118003**	Soil	10/05/20
GP-51 SL (16.00-16.50)	50269118004	Soil	10/05/20
GP-51 SL (15.5-16.0)MS	50269118001MS	Soil	10/05/20
GP-51 SL (15.5-16.0)MSD	50269118001MSD	Soil	10/05/20

**Indicates sample underwent Level IV validation

Introduction

This Data Validation Report (DVR) presents data validation findings and results for the associated samples listed on the cover page. Data validation was performed in accordance with the cover page. Data validation was performed in accordance with the On-Site Soil Investigation Work Plan, Franklin Power Products, Inc./Amphenol Corporation, Franklin, Indiana (February 2020), the Design-Level Data Soil Investigation Work Plan, Franklin Power Products, Inc./Amphenol Corporation, Franklin, Indiana (February 2019), and a modified outline of the USEPA National Functional Guidelines (NFG) for Organic Superfund Methods Data Review (January 2017). Where specific guidance was not available, the data has been evaluated in a conservative manner consistent with industry standards using professional experience.

The analyses were performed by the following method:

Volatile Organic Compounds (VOCs) by Environmental Protection Agency (EPA) SW 846 Method 8260C

All sample results were subjected to Level III data validation, which comprises an evaluation of quality control (QC) summary results. Samples appended with a double asterisk on the cover page were subjected to Level IV data validation, which is comprised of the QC summary forms as well as the raw data, to confirm sample quantitation and identification.

The following are definitions of the data qualifiers utilized during data validation:

J (Estimated): The compound or analyte was analyzed for and positively identified by the laboratory; however the reported concentration is estimated due to non-conformances discovered during data validation.

U (Non-detected): The compound or analyte was analyzed for and positively identified by the laboratory; however the compound or analyte should be considered non-detected at the reported concentration due to the presence of contaminants detected in the associated blank(s).

UJ (Non-detected estimated): The compound or analyte was reported as not detected by the laboratory; however the reported quantitation/detection limit is estimated due to non-conformances discovered during data validation.

R (Rejected): The sample results were rejected due to gross non-conformances discovered during data validation. Data qualified as rejected is not usable.

NA (Not Applicable): The non-conformance discovered during data validation demonstrates a high bias, while the affected compound or analyte in the associated sample(s) was reported as not detected by the laboratory and did not warrant the qualification of the data.

A qualification summary table is provided at the end of this report if data has been qualified. Flags are classified as P (protocol) or A (advisory) to indicate whether the flag is due to a laboratory deviation from a specified protocol or is of technical advisory nature.

I. Sample Receipt and Technical Holding Times

All samples were received in good condition.

All technical holding time requirements were met.

II. GC/MS Instrument Performance Check

A bromofluorobenzene (BFB) tune was performed at 12 hour intervals.

All ion abundance requirements were met.

III. Initial Calibration and Initial Calibration Verification

An initial calibration was performed as required by the method.

For compounds where average relative response factors (RRFs) were utilized, the percent relative standard deviations (%RSD) were less than or equal to 20.0%.

In the case where the laboratory used a calibration curve to evaluate the compounds, all coefficients of determination (r^2) were greater than or equal to 0.990.

Average relative response factors (RRF) for all compounds were within validation criteria.

The percent differences (%D) of the initial calibration verification (ICV) standard were less than or equal to 30.0% for all compounds.

IV. Continuing Calibration

Continuing calibration was performed at the required frequencies.

The percent differences (%D) of the ending continuing calibration verifications (CCVs) were less than or equal to 20.0% for all compounds with the following exceptions:

Date	Compound	%D	Associated Samples	Flag	A or P
10/09/20	1,1-Dichloroethane cis-1,2-Dichloroethene trans-1,2-Dichloroethene Methylene chloride 1,1,1-Trichloroethane Trichloroethene	23.9794 21.4106 20.9566 22.8268 28.9481 25.6153	GP-51 SL (15.5-16.0)	J (all detects) UJ (all non-detects)	A

All of the continuing calibration relative response factors (RRF) were within validation criteria.

V. Laboratory Blanks

Laboratory blanks were analyzed as required by the method. No contaminants were found in the laboratory blanks.

VI. Field Blanks

No field blanks were identified in this SDG.

VII. Surrogates

Surrogates were added to all samples as required by the method. All surrogate recoveries (%R) were within QC limits.

VIII. Matrix Spike/Matrix Spike Duplicates

Matrix spike (MS) and matrix spike duplicate (MSD) sample analysis was performed on an associated project sample. Percent recoveries (%R) were within QC limits with the following exceptions:

Spike ID (Associated Samples)	Compound	MS (%R) (Limits)	MSD (%R) (Limits)	Flag	A or P
GP-51 SL (15.5-16.0)MS/MSD (GP-51 SL (15.5-16.0))	Tetrachloroethene	320 (10-173)	-	J (all detects)	A

Relative percent differences (RPD) were within QC limits with the following exceptions:

Spike ID (Associated Samples)	Compound	RPD (Limits)	Flag	A or P
GP-51 SL (15.5-16.0)MS/MSD (GP-51 SL (15.5-16.0))	Tetrachloroethene	39 (≤20)	J (all detects)	A

IX. Laboratory Control Samples

Laboratory control samples (LCS) were analyzed as required by the method. Percent recoveries (%R) were within QC limits.

X. Field Duplicates

No field duplicates were identified in this SDG.

XI. Internal Standards

All internal standard areas and retention times were within QC limits with the following exceptions:

Sample	Internal Standards	Area (Limits)	Affected Compound	Flag	A or P
GP-51 SL (20.50-21.00)**	Chlorobenzene-d5	83237 (88527-354108)	Tetrachloroethene	J (all detects)	A

XII. Compound Quantitation

All compound quantitations met validation criteria for samples which underwent Level IV validation. Raw data were not reviewed for Level III validation.

XIII. Target Compound Identifications

All target compound identifications met validation criteria for samples which underwent Level IV validation. Raw data were not reviewed for Level III validation.

XIV. System Performance

The system performance was acceptable for samples which underwent Level IV validation. Raw data were not reviewed for Level III validation.

XV. Overall Assessment of Data

The analysis was conducted within all specifications of the method. No results were rejected in this SDG.

Due to continuing calibration %D, MS/MSD %R and RPD, and internal standard area, data were qualified as estimated in two samples.

The quality control criteria reviewed, other than those discussed above, were met and are considered acceptable.

Former Amphenol Facility, OnSite Soil_GP-51
Volatiles - Data Qualification Summary - SDG 50269118

Sample	Compound	Flag	A or P	Reason
GP-51 SL (15.5-16.0)	1,1-Dichloroethane cis-1,2-Dichloroethene trans-1,2-Dichloroethene Methylene chloride 1,1,1-Trichloroethane Trichloroethene	J (all detects) UJ (all non-detects)	A	Continuing calibration (%D)
GP-51 SL (15.5-16.0)	Tetrachloroethene	J (all detects)	A	Matrix spike/Matrix spike duplicate (%R)(RPD)
GP-51 SL (20.50-21.00)**	Tetrachloroethene	J (all detects)	A	Internal standards (area)

Former Amphenol Facility, OnSite Soil_GP-51
Volatiles - Laboratory Blank Data Qualification Summary - SDG 50269118

No Sample Data Qualified in this SDG

Former Amphenol Facility, OnSite Soil_GP-51
Volatiles - Field Blank Data Qualification Summary - SDG 50269118

No Sample Data Qualified in this SDG

Pace Analytical Services, LLC
7726 Moller Road
Indianapolis, IN 46268
(317)228-3100

ANALYTICAL RESULTS

Project: Amphenol
Pace Project No.: 50269118

Sample: GP-51 SL (15.5-16) **Lab ID: 50269118001** Collected: 10/05/20 12:46 Received: 10/05/20 15:50 Matrix: Solid

Results reported on a "dry weight" basis and are adjusted for percent moisture, sample size and any dilutions.

Parameters	Results	Units	Report Limit	MDL	DF	Prepared	Analyzed	CAS No.	Qual
8260 MSV 5035A VOA	Analytical Method: EPA 8260								
	Pace Analytical Services - Indianapolis								
1,1-Dichloroethane	ND UJ	mg/kg	0.0048	0.00077	1		10/09/20 05:44	75-34-3	
1,1-Dichloroethene	ND	mg/kg	0.0048	0.0010	1		10/09/20 05:44	75-35-4	
cis-1,2-Dichloroethene	ND UJ	mg/kg	0.0048	0.00059	1		10/09/20 05:44	156-59-2	
trans-1,2-Dichloroethene	ND	mg/kg	0.0048	0.00086	1		10/09/20 05:44	156-60-5	
Methylene Chloride	ND	mg/kg	0.019	0.00095	1		10/09/20 05:44	75-09-2	
Tetrachloroethene	**0.084** J	mg/kg	0.0049	0.00085	1		10/12/20 14:14	127-18-4	M1,R1
1,1,1-Trichloroethane	ND UJ	mg/kg	0.0048	0.00056	1		10/09/20 05:44	71-55-6	
Trichloroethene	**0.0012J** J	mg/kg	0.0048	0.00071	1		10/09/20 05:44	79-01-6	
Vinyl chloride	ND	mg/kg	0.0048	0.00042	1		10/09/20 05:44	75-01-4	
Surrogates									
Dibromofluoromethane (S)	103	%.	73-133		1		10/09/20 05:44	1868-53-7	
Toluene-d8 (S)	104	%.	73-130		1		10/09/20 05:44	2037-26-5	
4-Bromofluorobenzene (S)	87	%.	55-129		1		10/09/20 05:44	460-00-4	
Percent Moisture	Analytical Method: SM 2540G								
	Pace Analytical Services - Indianapolis								
Percent Moisture	**11.5**	%	0.10	0.10	1		10/07/20 16:57		N2

10/26/20

Pace Analytical Services, LLC
7726 Moller Road
Indianapolis, IN 46268
(317)228-3100

ANALYTICAL RESULTS

Project: Amphenol
Pace Project No.: 50269118

Sample: GP-51 SL (20-20.5) **Lab ID: 50269118002** Collected: 10/05/20 12:50 Received: 10/05/20 15:50 Matrix: Solid

Results reported on a "dry weight" basis and are adjusted for percent moisture, sample size and any dilutions.

Parameters	Results	Units	Report Limit	MDL	DF	Prepared	Analyzed	CAS No.	Qual
8260 MSV 5035A VOA	Analytical Method: EPA 8260								
	Pace Analytical Services - Indianapolis								
1,1-Dichloroethane	ND	mg/kg	0.0056	0.00071	1		10/08/20 16:10	75-34-3	
1,1-Dichloroethene	ND	mg/kg	0.0056	0.0012	1		10/08/20 16:10	75-35-4	
cis-1,2-Dichloroethene	ND	mg/kg	0.0056	0.0011	1		10/08/20 16:10	156-59-2	
trans-1,2-Dichloroethene	ND	mg/kg	0.0056	0.00093	1		10/08/20 16:10	156-60-5	
Methylene Chloride	ND	mg/kg	0.022	0.0027	1		10/08/20 16:10	75-09-2	
Tetrachloroethene	**0.10**	mg/kg	0.0056	0.00066	1		10/08/20 16:10	127-18-4	
1,1,1-Trichloroethane	ND	mg/kg	0.0056	0.00066	1		10/08/20 16:10	71-55-6	
Trichloroethene	**0.0046J**	mg/kg	0.0056	0.0011	1		10/08/20 16:10	79-01-6	
Vinyl chloride	ND	mg/kg	0.0056	0.00032	1		10/08/20 16:10	75-01-4	
Surrogates									
Dibromofluoromethane (S)	104	%.	73-133		1		10/08/20 16:10	1868-53-7	
Toluene-d8 (S)	105	%.	73-130		1		10/08/20 16:10	2037-26-5	
4-Bromofluorobenzene (S)	81	%.	55-129		1		10/08/20 16:10	460-00-4	
Percent Moisture	Analytical Method: SM 2540G								
	Pace Analytical Services - Indianapolis								
Percent Moisture	**12.7**	%	0.10	0.10	1		10/07/20 16:57		N2

REPORT OF LABORATORY ANALYSIS

This report shall not be reproduced, except in full,
without the written consent of Pace Analytical Services, LLC.

10/6/20

Pace Analytical Services, LLC
7726 Moller Road
Indianapolis, IN 46268
(317)228-3100

ANALYTICAL RESULTS

Project: Amphenol
Pace Project No.: 50269118

Sample: GP-51 SL (20.5-21) **Lab ID: 50269118003** Collected: 10/05/20 12:53 Received: 10/05/20 15:50 Matrix: Solid

Results reported on a "dry weight" basis and are adjusted for percent moisture, sample size and any dilutions.

Parameters	Results	Units	Report Limit	MDL	DF	Prepared	Analyzed	CAS No.	Qual
8260 MSV 5035A VOA	Analytical Method: EPA 8260								
	Pace Analytical Services - Indianapolis								
1,1-Dichloroethane	**0.0067**	mg/kg	0.0041	0.00052	1		10/08/20 16:44	75-34-3	
1,1-Dichloroethene	**0.0010J**	mg/kg	0.0041	0.00085	1		10/08/20 16:44	75-35-4	
cis-1,2-Dichloroethene	**0.0026J**	mg/kg	0.0041	0.00084	1		10/08/20 16:44	156-59-2	
trans-1,2-Dichloroethene	ND	mg/kg	0.0041	0.00068	1		10/08/20 16:44	156-60-5	
Methylene Chloride	ND	mg/kg	0.017	0.0020	1		10/08/20 16:44	75-09-2	
Tetrachloroethene	**0.0011J** J	mg/kg	0.0041	0.00049	1		10/08/20 16:44	127-18-4	
1,1,1-Trichloroethane	ND	mg/kg	0.0041	0.00049	1		10/08/20 16:44	71-55-6	
Trichloroethene	**4.4**	mg/kg	0.37	0.054	100		10/12/20 13:04	79-01-6	
Vinyl chloride	ND	mg/kg	0.0041	0.00024	1		10/08/20 16:44	75-01-4	
Surrogates									
Dibromofluoromethane (S)	110	%.	73-133		1		10/08/20 16:44	1868-53-7	
Toluene-d8 (S)	127	%.	73-130		1		10/08/20 16:44	2037-26-5	
4-Bromofluorobenzene (S)	68	%.	55-129		1		10/08/20 16:44	460-00-4	
Percent Moisture	Analytical Method: SM 2540G								
	Pace Analytical Services - Indianapolis								
Percent Moisture	**6.7**	%	0.10	0.10	1		10/07/20 16:58		N2

This report shall not be reproduced, except in full,
without the written consent of Pace Analytical Services, LLC.

10/26/20

Pace Analytical Services, LLC
7726 Moller Road
Indianapolis, IN 46268
(317)228-3100

ANALYTICAL RESULTS

Project: Amphenol
Pace Project No.: 50269118

Sample: GP-51 SL (16-16.5) **Lab ID: 50269118004** Collected: 10/05/20 12:56 Received: 10/05/20 15:50 Matrix: Solid

Results reported on a "dry weight" basis and are adjusted for percent moisture, sample size and any dilutions.

Parameters	Results	Units	Report Limit	MDL	DF	Prepared	Analyzed	CAS No.	Qual
8260 MSV 5035A VOA	Analytical Method: EPA 8260								
	Pace Analytical Services - Indianapolis								
1,1-Dichloroethane	ND	mg/kg	0.0055	0.00070	1		10/08/20 19:03	75-34-3	
1,1-Dichloroethene	ND	mg/kg	0.0055	0.0011	1		10/08/20 19:03	75-35-4	
cis-1,2-Dichloroethene	ND	mg/kg	0.0055	0.0011	1		10/08/20 19:03	156-59-2	
trans-1,2-Dichloroethene	ND	mg/kg	0.0055	0.00091	1		10/08/20 19:03	156-60-5	
Methylene Chloride	ND	mg/kg	0.022	0.0026	1		10/08/20 19:03	75-09-2	
Tetrachloroethene	**0.076**	mg/kg	0.0055	0.00065	1		10/08/20 19:03	127-18-4	
1,1,1-Trichloroethane	ND	mg/kg	0.0055	0.00065	1		10/08/20 19:03	71-55-6	
Trichloroethene	ND	mg/kg	0.0055	0.0011	1		10/08/20 19:03	79-01-6	
Vinyl chloride	ND	mg/kg	0.0055	0.00032	1		10/08/20 19:03	75-01-4	
Surrogates									
Dibromofluoromethane (S)	101	%.	73-133		1		10/08/20 19:03	1868-53-7	
Toluene-d8 (S)	99	%.	73-130		1		10/08/20 19:03	2037-26-5	
4-Bromofluorobenzene (S)	87	%.	55-129		1		10/08/20 19:03	460-00-4	
Percent Moisture	Analytical Method: SM 2540G								
	Pace Analytical Services - Indianapolis								
Percent Moisture	**13.7**	%	0.10	0.10	1		10/07/20 16:58		N2

This report shall not be reproduced, except in full,
without the written consent of Pace Analytical Services, LLC.

10/26/20

LDC #: 49463A1a

SDG #: 50269118

Laboratory: Pace Analytical Services, LLC

VALIDATION COMPLETENESS WORKSHEET

Level III/IV

Date: 10/23/20

Page: 1 of 1

Reviewer: [illegible]

2nd Reviewer: [illegible]

METHOD: GC/MS Volatiles (EPA SW 846 Method 8260C)

The samples listed below were reviewed for each of the following validation areas. Validation findings are noted in attached validation findings worksheets.

	Validation Area		Comments
I.	Sample receipt/Technical holding times	A/A	
II.	GC/MS Instrument performance check	A	
III.	Initial calibration/ICV	A/A	ICAL ≤ 20% ICV ≤ 30%
IV.	Continuing calibration	SW	CCV ≤ 20%
V.	Laboratory Blanks	A	
VI.	Field blanks	N	
VII.	Surrogate spikes	A	
VIII.	Matrix spike/Matrix spike duplicates	SW	
IX.	Laboratory control samples	A	LCS
X.	Field duplicates	N	
XI.	Internal standards	SW	
XII.	Compound quantitation RL/LOQ/LODs	A	Not reviewed for Level III validation.
XIII.	Target compound identification	A	Not reviewed for Level III validation.
XIV.	System performance	A	Not reviewed for Level III validation.
XV.	Overall assessment of data	A	

Note: A = Acceptable; N = Not provided/applicable; SW = See worksheet; ND = No compounds detected; R = Rinsate; FB = Field blank; D = Duplicate; TB = Trip blank; EB = Equipment blank; SB=Source blank; OTHER:

** Indicates sample underwent Level IV validation

	Client ID	Lab ID	Matrix	Date
1	GP-51 SL (15.5-16)	50269118001	Soil	10/05/20
2	GP-51 SL (20-20.5)	50269118002	Soil	10/05/20
3	GP-51 SL (20.5-21)**	50269118003**	Soil	10/05/20
4	GP-51 SL (16-16.5)	50269118004	Soil	10/05/20
5	GP-51 SL (15.5-16)MS	50269118001MS	Soil	10/05/20
6	GP-51 SL (15.5-16)MSD	50269118001MSD	Soil	10/05/20
7				
8				
9				

Notes:

1	2703698 MB						
2	2703421						

(Short list)

LDC #: 49463 A1a

VALIDATION FINDINGS CHECKLIST

Reviewer: JVG

Method: Volatiles (EPA SW 846 Method 8260C)

Validation Area	Yes	No	NA	Findings/Comments
I. Technical holding times				
Were all technical holding times met?	✓			
Was cooler temperature criteria met?	✓			
II. GC/MS Instrument performance check				
Were the BFB performance results reviewed and found to be within the specified criteria?	✓			
Were all samples analyzed within the 12 hour clock criteria?	✓			
IIIa. Initial calibration				
Did the laboratory perform a 5 point calibration prior to sample analysis?	✓			
Were all percent relative standard deviations (%RSD) ≤ 20% and relative response factors (RRF) within method criteria?	✓			
Was a curve fit used for evaluation? If yes, did the initial calibration meet the curve fit acceptance criteria of ≥ 0.990?	✓			
IIIb. Initial Calibration Verification				
Was an initial calibration verification standard analyzed after each initial calibration for each instrument?	✓			
Were all percent differences (%D) ≤ 30%?	✓			
IV. Continuing calibration				
Was a continuing calibration standard analyzed at least once every 12 hours for each instrument?	✓			
Were all percent differences (%D) ≤ 20% and relative response factors (RRF) within method criteria?		✓		
V. Laboratory Blanks				
Was a laboratory blank associated with every sample in this SDG?	✓			
Was a laboratory blank analyzed at least once every 12 hours for each matrix and concentration?	✓			
Was there contamination in the laboratory blanks?		✓		
VI. Field blanks				
Were field blanks were identified in this SDG?		✓		
Were target compounds detected in the field blanks?			✓	
VII. Surrogate spikes				
Were all surrogate percent recovery (%R) within QC limits?	✓			
If the percent recovery (%R) for one or more surrogates was out of QC limits, was a reanalysis performed to confirm samples with %R outside of criteria?			✓	
VIII. Matrix spike/Matrix spike duplicates				
Were matrix spike (MS) and matrix spike duplicate (MSD) analyzed in this SDG?	✓			
Were the MS/MSD percent recoveries (%R) and the relative percent differences (RPD) within the QC limits?		✓		

LDC #: 49463A1a

VALIDATION FINDINGS CHECKLIST

Reviewer: JVG

Validation Area	Yes	No	NA	Findings/Comments
IX. Laboratory control samples				
Was an LCS analyzed per analytical batch?	✓			
Were the LCS percent recoveries (%R) and relative percent difference (RPD) within the QC limits?	✓			
X. Field duplicates				
Were field duplicate pairs identified in this SDG?		✓		
Were target compounds detected in the field duplicates?			✓	
XI. Internal standards				
Were internal standard area counts within -50% to +100% of the associated calibration standard?		✓		
Were retention times within ± 30 seconds of the associated calibration standard?	✓			
XII. Compound quantitation				
Did the laboratory LOQs/RLs meet the QAPP LOQs/RLs?	✓			
Were the correct internal standard (IS), quantitation ion and relative response factor (RRF) used to quantitate the compound?	✓			
Were compound quantitation and RLs adjusted to reflect all sample dilutions and dry weight factors applicable to level IV validation?	✓			
XIII. Target compound identification				
Were relative retention times (RRT's) within ± 0.06 RRT units of the standard?	✓			
Did compound spectra meet specified EPA "Functional Guidelines" criteria?	✓			
Were chromatogram peaks verified and accounted for?	✓			
XIV. System performance				
System performance was found to be acceptable.	✓			
XV. Overall assessment of data				
Overall assessment of data was found to be acceptable.	✓			

TARGET COMPOUND WORKSHEET

METHOD: VOA

A. Chloromethane	AA. Tetrachloroethene	AAA. 1,3,5-Trimethylbenzene	AAAA. Ethyl tert-butyl ether	A1. 1,3-Butadiene	A2.
B. Bromomethane	BB. 1,1,2,2-Tetrachloroethane	BBB. 4-Chlorotoluene	BBBB. tert-Amyl methyl ether	B1. Hexane	B2.
C. Vinyl choride	CC. Toluene	CCC. tert-Butylbenzene	CCCC. 1-Chlorohexane	C1. Heptane	C2.
D. Chloroethane	DD. Chlorobenzene	DDD. 1,2,4-Trimethylbenzene	DDDD. Isopropyl alcohol	D1. Propylene	D2.
E. Methylene chloride	EE. Ethylbenzene	EEE. sec-Butylbenzene	EEEE. Acetonitrile	E1. Freon 11	E2.
F. Acetone	FF. Styrene	FFF. 1,3-Dichlorobenzene	FFFF. Acrolein	F1. Freon 12	F2.
G. Carbon disulfide	GG. Xylenes, total	GGG. p-Isopropyltoluene	GGGG. Acrylonitrile	G1. Freon 113	G2.
H. 1,1-Dichloroethene	HH. Vinyl acetate	HHH. 1,4-Dichlorobenzene	HHHH. 1,4-Dioxane	H1. Freon 114	H2.
I. 1,1-Dichloroethane	II. 2-Chloroethylvinyl ether	III. n-Butylbenzene	IIII. Isobutyl alcohol	I1. 2-Nitropropane	I2.
J. 1,2-Dichloroethene, total	JJ. Dichlorodifluoromethane	JJJ. 1,2-Dichlorobenzene	JJJJ. Methacrylonitrile	J1. Dimethyl disulfide	J2.
K. Chloroform	KK. Trichlorofluoromethane	KKK. 1,2,4-Trichlorobenzene	KKKK. Propionitrile	K1. 2,3-Dimethyl pentane	K2.
L. 1,2-Dichloroethane	LL. Methyl-tert-butyl ether	LLL. Hexachlorobutadiene	LLLL. Ethyl ether	L1. 2,4-Dimethyl pentane	L2.
M. 2-Butanone	MM. 1,2-Dibromo-3-chloropropane	MMM. Naphthalene	MMMM. Benzyl chloride	M1. 3,3-Dimethyl pentane	M2.
N. 1,1,1-Trichloroethane	NN. Methyl ethyl ketone	NNN. 1,2,3-Trichlorobenzene	NNNN. Iodomethane	N1. 2-Methylpentane	N2.
O. Carbon tetrachloride	OO. 2,2-Dichloropropane	OOO. 1,3,5-Trichlorobenzene	OOOO.1,1-Difluoroethane	O1. 3-Methylpentane	O2.
P. Bromodichloromethane	PP. Bromochloromethane	PPP. trans-1,2-Dichloroethene	PPPP. Tetrahydrofuran	P1. 3-Ethylpentane	P2.
Q. 1,2-Dichloropropane	QQ. 1,1-Dichloropropene	QQQ. cis-1,2-Dichloroethene	QQQQ. Methyl acetate	Q1. 2,2-Dimethylpentane	Q2.
R. cis-1,3-Dichloropropene	RR. Dibromomethane	RRR. m,p-Xylenes	RRRR. Ethyl acetate	R1. 2,2,3- Trimethylbutane	R2.
S. Trichloroethene	SS. 1,3-Dichloropropane	SSS. o-Xylene	SSSS. Cyclohexane	S1. 2,2,4-Trimethylpentane	S2.
T. Dibromochloromethane	TT. 1,2-Dibromoethane	TTT. 1,1,2-Trichloro-1,2,2-trifluoroethane	TTTT. Methylcyclohexane	T1. 2-Methylhexane	T2.
U. 1,1,2-Trichloroethane	UU. 1,1,1,2-Tetrachloroethane	UUU. 1,2-Dichlorotetrafluoroethane	UUUU. Allyl chloride	U1. Nonanal	U2.
V. Benzene	VV. Isopropylbenzene	VVV. 4-Ethyltoluene	VVVV. Methyl methacrylate	V1. 2-Methylnaphthalene	V2.
W. trans-1,3-Dichloropropene	WW. Bromobenzene	WWW. Ethanol	WWWW. Ethyl methacrylate	W1. Methanol	W2.
X. Bromoform	XX. 1,2,3-Trichloropropane	XXX. Di-isopropyl ether	XXXX. cis-1,4-Dichloro-2-butene	X1. 1,2,3-Trimethylbenzene	X2.
Y. 4-Methyl-2-pentanone	YY. n-Propylbenzene	YYY. tert-Butanol	YYYY. trans-1,4-Dichloro-2-butene	Y1. 2-Propanol	Y2.
Z. 2-Hexanone	ZZ. 2-Chlorotoluene	ZZZ. tert-Butyl alcohol	ZZZZ. Pentachloroethane	Z1.	Z2.

LDC #: 49463A1a

VALIDATION FINDINGS WORKSHEET
Continuing Calibration

Page: 1 of 1
Reviewer: JVG

METHOD: GC/MS VOA (EPA SW 846 Method 8260C)

Please see qualifications below for all questions answered "N". Not applicable questions are identified as "N/A".

Y N N/A Was a continuing calibration standard analyzed at least once every 12 hours for each instrument?

Y N N/A Were percent differences (%D) ≤20 % and relative response factors (RRF) within the method criteria?

#	Date	Standard ID	Compound	Finding %D (Limit: ≤20.0%)	Finding RRF (Limit)	Associated Samples	Qualifications
	10/09/20	A100820.B\C01CW	I	23.9794		1, 5, 6, MB1 (ND+Det)	J/UJ/A
			QQQ	21.4106			
			PPP	20.9566			
			E	22.8268			
			N	28.9481			
			S	25.6153			

Note: * = Ave RRF failed method criteria but within validation criteria

LDC #: 49463A1a

VALIDATION FINDINGS WORKSHEET
Matrix Spike/Matrix Spike Duplicates

Page: 1 of 1
Reviewer: JVG

METHOD : GC/MS VOA (EPA SW 846 Method 8260C)

Please see qualifications below for all questions answered "N". Not applicable questions are identified as "N/A".

Y N N/A Were a matrix spike (MS) and matrix spike duplicate (MSD) analyzed for each matrix in this SDG? If no, indicate which matrix does not have an associated MS/MSD. Soil / Water.

Y N N/A Was a MS/MSD analyzed every 20 samples of each matrix?

Y N N/A Were the MS/MSD percent recoveries (%R) and the relative percent differences (RPD) within the QC limits?

#	MS/MSD ID	Compound	MS %R (Limits)	MSD %R (Limits)	RPD (Limits)	Associated Samples	Qualifications
	5/6	AA	320 (10-173)	( )	( )	1 (Det)	J dets / A
		AA	( )	( )	39 (20)	↓ ↓	↓
			( )	( )	( )		
			( )	( )	( )		
			( )	( )	( )		
			( )	( )	( )		
			( )	( )	( )		
			( )	( )	( )		
			( )	( )	( )		
			( )	( )	( )		
			( )	( )	( )		
			( )	( )	( )		
			( )	( )	( )		
			( )	( )	( )		
			( )	( )	( )		
			( )	( )	( )		
			( )	( )	( )		
			( )	( )	( )		
			( )	( )	( )		
			( )	( )	( )		
			( )	( )	( )		
			( )	( )	( )		
			( )	( )	( )		

LDC #: 49463A1a

VALIDATION FINDINGS WORKSHEET
Internal Standards

Reviewer: JVG

METHOD: GC/MS VOA (EPA SW 846 Method 8260C)

Please see qualifications below for all questions answered "N". Not applicable questions are identified as "N/A".

Y (N) N/A Were all internal standard area counts within -50 to +100% of the associated calibration standard?

(Y) N N/A Were the retention times of the internal standards within +/- 30 seconds of the retention times of the associated calibration standard?

#	Date	Sample ID	Internal Standard	Area (Limits)	RT (Limits)	Qualifications
		3 (Det)	CBZ	83237 (88527- 354108)		J/UJ/A (qual AA)

(BCM) = Bromochloromethane
(DFB) = 1,4-Difluorobenzene
(CBZ) = Chlorobenzene-d5
(PFB) = Pentafluorobenzene
(4DCB) = 1,4-Dichlorobenzene-d4
(2DCB) = 1,2-Dichlorobenzene-d4
(FBZ) = Fluorobenzene
(TBA) = Tert butyl alcohol-d9
(BUT) = 2-Butanone-d5

LDC #: 49463A1a

VALIDATION FINDINGS WORKSHEET
Initial Calibration Calculation Verification

Reviewer: JVG

METHOD: GC/MS VOA (EPA SW 846 Method 8260C)

The Relative Response Factor (RRF), average RRF, and percent relative standard deviation (%RSD) were recalculated for the compounds identified below using the following calculations:

$RRF = (A_x)(C_{is})/(A_{is})(C_x)$
average RRF = sum of the RRFs/number of standards
%RSD = 100 * (S/X)

A_x = Area of Compound
C_x = Concentration of compound,
S= Standard deviation of the RRFs,

A_{is} = Area of associated internal standard
C_{is} = Concentration of internal standard
X = Mean of the RRFs

#	Standard ID	Calibration Date	Compound (IS)	Reported RRF (RRF 50 std)	Recalculated RRF (RRF 50 std)	Reported Average RRF (Initial)	Recalculated Average RRF (Initial)	Reported %RSD	Recalculated %RSD
1	ICAL 50MV5A	9/1/2020	Trichloroethene (FBZ)	0.24505	0.24505	0.29479	0.29475	13.63	13.64
2	ICAL 50MV5B	9/1/2020	Trichloroethene (FBZ)	0.28422	0.28422	0.28503	0.28503	5.84	5.84
			Tetrachloroethene (CBZ)	0.45109	0.45109	0.43740	0.43740	8.14	8.14

LDC # 49463A1a

VALIDATION FINDINGS WORKSHEET
Continuing Calibration Calculation Verification

Reviewer: JVG

METHOD: GC/MS VOA (EPA SW 846 Method 8260C)

The percent difference (%D) of the initial calibration average Relative Response Factors (RRFs) and the continuing calibration RRFs were recalculated for the compounds identified below using the following calculation:

% Difference = 100 * (ave. RRF - RRF)/ave. RRF
RRF = (Ax)(Cis)/(Ais)(Cx)

Where:
ave. RRF = initial calibration average RRF
RRF = continuing calibration RRF
Ax = Area of compound,
Cx = Concentration of compound,
Ais = Area of associated internal standarc
Cis = Concentration of internal standard

#	Standard ID	Calibration Date	Compound (IS)	Average RRF (Initial)	Reported RRF (CCV)	Recalculated RRF (CCV)	Reported % D	Recalculated %D
1	B100820.B\B01CCV 50MV5B	10/8/2020	Trichloroethene (FBZ)	0.28503	0.28093	0.28093	1.44	1.44
			Tetrachloroethene (CBZ)	0.43740	0.47932	0.47932	9.58	9.58
2	A101220.B\A01CCV 50MV5A	10/12/2020	Trichloroethene (FBZ)	0.29479	0.31701	0.31701	7.54	7.54

LDC #: 49463 Aia

VALIDATION FINDINGS WORKSHEET
Surrogate Results Verification

Reviewer: JVG

METHOD: GC/MS VOA (EPA SW 846 Method 8260C)

The percent recoveries (%R) of surrogates were recalculated for the compounds identified below using the following calculation:

% Recovery: SF/SS * 100

Where: SF = Surrogate Found
SS = Surrogate Spiked

Sample ID: # 3

	Surrogate Spiked	Surrogate Found	Percent Recovery Reported	Percent Recovery Recalculated	Percent Difference
Dibromofluoromethane	50.0	54.953	110	110	0
1,2-Dichloroethane-d4	↓				↓
Toluene-d8		63.5688	127	127	
Bromofluorobenzene	✓	33.8159	68	68	✓

Sample ID:

	Surrogate Spiked	Surrogate Found	Percent Recovery Reported	Percent Recovery Recalculated	Percent Difference
Dibromofluoromethane					
1,2-Dichloroethane-d4					
Toluene-d8					
Bromofluorobenzene					

Sample ID:

	Surrogate Spiked	Surrogate Found	Percent Recovery Reported	Percent Recovery Recalculated	Percent Difference
Dibromofluoromethane					
1,2-Dichloroethane-d4					
Toluene-d8					
Bromofluorobenzene					

LDC #: 49463A1a

VALIDATION FINDINGS WORKSHEET
Matrix Spike/Matrix Spike Duplicates Results Verification

Reviewer: JVG

METHOD: GC/MS VOA (EPA SW 846 Method 8260C)

The percent recoveries (%R) and Relative Percent Difference (RPD) of the matrix spike and matrix spike duplicate were recalculated for the compounds identified below using the following calculation:

% Recovery = 100 * (SSC - SC)/SA

Where: SSC = Spiked sample concentration; SA = Spike added; SC = Sample concentration

RPD = I MSC - MSC I * 2/(MSC + MSDC)

MSC = Matrix spike concentration; MSDC = Matrix spike duplicate concentration

MS/MSD sample: 5/6

Compound	Spike Added (mg/kg)		Sample Concentration (mg/kg)	Spiked Sample Concentration (mg/kg)		Matrix Spike Percent Recovery		Matrix Spike Duplicate Percent Recovery		MS/MSD RPD	
	MS	MSD	------	MS	MSD	Reported	Recalc.	Reported	Recalc.	Reported	Recalc.
1,1-Dichloroethene	0.047	0.047	0	0.0424	0.0410	89	89	86	86	3	3
Trichloroethene	↓	↓	0.00117	0.03366	0.0301	68	68	61	61	11	11
Benzene											
Toluene											
Chlorobenzene											

Comments: Refer to Matrix Spike/Matrix Spike Duplicates findings worksheet for list of qualifications and associated samples when reported results do not agree within 10.0% of the recalculated results.

LDC #: 49463A1a

VALIDATION FINDINGS WORKSHEET
Laboratory Control Sample Results Verification

Reviewer: JVG

METHOD: GC/MS VOA (EPA SW 846 Method 8260C)

The percent recoveries (%R) and Relative Percent Difference (RPD) of the laboratoy control sample and laboratory control sample duplicate (if applicable) were recalculated for the compounds identified below using the following calculation:

% Recovery = 100 * SSC/SA Where: SSC = Spiked sample concentration
SA = Spike added

RPD = | LCSC - LCSDC | * 2/(LCSC + LCSDC) LCSC = Laboratory control sample concentration LCSDC = Laboratory control sample duplicate concentration

LCS ID: 2703421 LCS

Compound	Spike Added (mg/kg)		Spiked Sample Concentration (mg/kg)		LCS Percent Recovery		LCSD Percent Recovery		LCS/LCSD RPD	
	LCS	LCSD	LCS	LCSD	Reported	Recalc.	Reported	Recalc.	Reported	Recalc.
1,1-Dichloroethene	0.05	NA	0.038	NA	76	76				
Trichloroethene	↓	↓	0.039	↓	78	78				
Benzene										
Toluene										
Chlorobenzene										

Comments: Refer to Laboratory Control Sample findings worksheet for list of qualifications and associated samples when reported results do not agree within 10.0% of the recalculated results.

LDC #: 49463A1a

VALIDATION FINDINGS WORKSHEET
Sample Calculation Verification

Reviewer: JVG

METHOD: GC/MS VOA (EPA SW 846 Method 8260C)

The concentration of the sample was calculated for the compound identified below using the following calculation:

$$\text{Concentration} = \frac{(A_x)(I_s)(DF)}{(A_{is})(RRF)(V_o)(\%S)}$$

A_x = Area of the characteristic ion (EICP) for the compound to be measured

A_{is} = Area of the characteristic ion (EICP) for the specific internal standard

I_s = Amount of internal standard added in nanograms (ng)

RRF = Relative response factor of the calibration standard.

V_o = Volume or weight of sample pruged in milliliters (ml) or grams (g).

Df = Dilution factor.

%S = Percent solids, applicable to soils and solid matrices only.

Example:

Sample I.D. 3, TCE

$$\text{Conc.} = \frac{(69782)(50)(5\text{ mL})(100)}{(1955137)(0.29979)(7.32g)(0.9335)(1000)}$$

= 4.4 mg/kg

#	Sample ID	Compound	Reported Concentration ~~(ug/L)~~ (mg/kg)	Calculated Concentration ~~(ug/L)~~ (mg/kg)	Qualification
	3	TCE	4.4	4.4	-

LABORATORY DATA CONSULTANTS, INC.
2701 Loker Ave. West, Suite 220, Carlsbad, CA 92010 Bus: 760-827-1100 Fax: 760-827-1099

IWM Consulting Group
7428 Rockville Road
Indianapolis, IN 46214
ATTN: Brad Gentry
bgentry@iwmconsult.com

October 28, 2020

SUBJECT: Revised Former Amphenol Facility, OnSite Soil_GP-54 to 58, Data Validation

Dear Mr. Gentry,

Enclosed is the revised validation report for the fraction listed below. This SDG was received on October 20, 2020. Attachment 1 is a summary of the samples that were reviewed for analysis.

LDC Project #49464_RV1:

SDG #	**Fraction:**
50269119	Volatiles

The data validation was performed under Level III & IV guidelines. The analyses were validated using the following documents, as applicable to each method:

- On-Site Soil Investigation Work Plan, Franklin Power Products, Inc./Amphenol Corporation, Franklin, Indiana; February 2020
- Design-Level Data Soil Investigation Work Plan, Franklin Power Products, Inc./Amphenol Corporation, Franklin, Indiana; February 2019
- USEPA National Functional Guidelines for Organic Superfund Methods Data Review; January 2017
- EPA SW 846, Third Edition, Test Methods for Evaluating Solid Waste, update 1, July 1992; update IIA, August 1993; update II, September 1994; update IIB, January 1995; update III, December 1996; update IIIA, April 1998; IIIB, November 2004; update IV, February 2007; update V, July 2014

Please feel free to contact us if you have any questions.

Sincerely,

Pei Geng

Pei Geng
pgeng@lab-data.com
Project Manager/Senior Chemist

Email DVR/cc: cparks@iwmconsult.com

52 pages-DL one week rush

Attachment 1

90/10 Level III/IV **LDC #49464 (IWM Consulting Group - Indianapolis, IN / Former Amphenol Facility, Off-Site GP54-58)**

LDC	SDG#	DATE REC'D	(3) DATE DUE	(9) VOA (8260)																																	
Matrix:	Water/Soil			W	S	W	S	W	S	W	S	W	S	W	S	W	S	W	S	W	S	W	S	W	S	W	S	W	S	W	S	W	S	W	S	W	S
A	50269119	10/20/20	10/28/20	2	20																																
A	50269119	10/20/20	10/28/20	0	3																																
Total	T/PG			2	23	0	0	0	0	0	0	0	0	0	0	0	0	0	0	0	0	0	0	0	0	0	0	0	0	0	0	0	0	0	0	0	25

Shaded cells indicate Level IV validation (all other cells are Level III validation). These counts do not include MS, MSD, Dups.

L:\IWM\Former Amphenol\49464ST-Offsite.wpd

Laboratory Data Consultants, Inc.
Data Validation Report

Project/Site Name: Former Amphenol Facility, OnSite Soil_GP-54 to 58

LDC Report Date: October 28, 2020

Parameters: Volatiles

Validation Level: Level III & IV

Laboratory: Pace Analytical Services, LLC

Sample Delivery Group (SDG): 50269119

Sample Identification	Laboratory Sample Identification	Matrix	Collection Date
GP-54 SL (14.25-14.75)**	50269119001**	Soil	10/05/20
GP-54 SL (13.75-14.25)	50269119002	Soil	10/05/20
GP-54 SL (13.00-13.50)	50269119003	Soil	10/05/20
GP-54 SL (13.50-14.00)	50269119004	Soil	10/05/20
GP-55 SL (14.0-14.50)**	50269119005**	Soil	10/05/20
GP-55 SL (14.50-15.00)	50269119006	Soil	10/05/20
GP-55 SL (15.00-15.50)	50269119007	Soil	10/05/20
GP-55 SL (15.50-16.00)	50269119008	Soil	10/05/20
GP-56 SL (14.25-14.75)	50269119009	Soil	10/05/20
GP-56 SL (16.00-16.50)	50269119010	Soil	10/05/20
GP-56 SL (15.50-16.00)	50269119011	Soil	10/05/20
GP-56 SL (15.0-15.5)	50269119012	Soil	10/05/20
GP-57 SL (14.5-15.0)**	50269119013**	Soil	10/05/20
GP-57 SL (21.5-22.0)	50269119014	Soil	10/05/20
GP-57 SL (23.0-23.5)	50269119015	Soil	10/05/20
GP-57 SL (22.5-23.0)	50269119016	Soil	10/05/20
GP-58 SL (14.25-14.75)	50269119017	Soil	10/05/20
GP-58 SL (8-10)	50269119018	Soil	10/05/20
GP-58 SL (25.75-26.25)	50269119019	Soil	10/05/20
GP-58 SL (25.25-25.75)	50269119020	Soil	10/05/20
GP-58 SL (25-25.00)	50269119021	Soil	10/05/20
FD-1 SL	50269119022	Soil	10/05/20
FD-4 SL	50269119023	Soil	10/05/20
TB-1 WT	50269119024	Water	10/05/20
EB-1 WT	50269119025	Water	10/05/20
GP-56 SL (15-15.5)MS	50269119012MS	Soil	10/05/20
GP-56 SL (15-15.5)MSD	50269119012MSD	Soil	10/05/20

**Indicates sample underwent Level IV validation

Introduction

This Data Validation Report (DVR) presents data validation findings and results for the associated samples listed on the cover page. Data validation was performed in accordance with the cover page. Data validation was performed in accordance with the On-Site Soil Investigation Work Plan, Franklin Power Products, Inc./Amphenol Corporation, Franklin, Indiana (February 2020), the Design-Level Data Soil Investigation Work Plan, Franklin Power Products, Inc./Amphenol Corporation, Franklin, Indiana (February 2019), and a modified outline of the USEPA National Functional Guidelines (NFG) for Organic Superfund Methods Data Review (January 2017). Where specific guidance was not available, the data has been evaluated in a conservative manner consistent with industry standards using professional experience.

The analyses were performed by the following method:

Volatile Organic Compounds (VOCs) by Environmental Protection Agency (EPA) SW 846 Method 8260C

All sample results were subjected to Level III data validation, which comprises an evaluation of quality control (QC) summary results. Samples appended with a double asterisk on the cover page were subjected to Level IV data validation, which is comprised of the QC summary forms as well as the raw data, to confirm sample quantitation and identification.

The following are definitions of the data qualifiers utilized during data validation:

J (Estimated): The compound or analyte was analyzed for and positively identified by the laboratory; however the reported concentration is estimated due to non-conformances discovered during data validation.

U (Non-detected): The compound or analyte was analyzed for and positively identified by the laboratory; however the compound or analyte should be considered non-detected at the reported concentration due to the presence of contaminants detected in the associated blank(s).

UJ (Non-detected estimated): The compound or analyte was reported as not detected by the laboratory; however the reported quantitation/detection limit is estimated due to non-conformances discovered during data validation.

R (Rejected): The sample results were rejected due to gross non-conformances discovered during data validation. Data qualified as rejected is not usable.

NA (Not Applicable): The non-conformance discovered during data validation demonstrates a high bias, while the affected compound or analyte in the associated sample(s) was reported as not detected by the laboratory and did not warrant the qualification of the data.

A qualification summary table is provided at the end of this report if data has been qualified. Flags are classified as P (protocol) or A (advisory) to indicate whether the flag is due to a laboratory deviation from a specified protocol or is of technical advisory nature.

I. Sample Receipt and Technical Holding Times

All samples were received in good condition.

All technical holding time requirements were met.

II. GC/MS Instrument Performance Check

A bromofluorobenzene (BFB) tune was performed at 12 hour intervals.

All ion abundance requirements were met.

III. Initial Calibration and Initial Calibration Verification

An initial calibration was performed as required by the method.

For compounds where average relative response factors (RRFs) were utilized, the percent relative standard deviations (%RSD) were less than or equal to 20.0%.

In the case where the laboratory used a calibration curve to evaluate the compounds, all coefficients of determination (r^2) were greater than or equal to 0.990.

Average relative response factors (RRF) for all compounds were within validation criteria.

The percent differences (%D) of the initial calibration verification (ICV) standard were less than or equal to 30.0% for all compounds.

IV. Continuing Calibration

Continuing calibration was performed at the required frequencies.

The percent differences (%D) were less than or equal to 20.0% for all compounds with the following exceptions:

Date	Compound	%D	Associated Samples	Flag	A or P
10/07/20	Vinyl chloride	35.3432	GP-55 SL (14.0-14.50)** GP-55 SL (14.50-15.00)	UJ (all non-detects)	A
10/08/20	Vinyl chloride	29.8994	GP-55 SL (15.50-16.00) GP-56 SL (14.25-14.75) GP-56 SL (16.00-16.50) GP-56 SL (15.50-16.00)	UJ (all non-detects)	A

All of the continuing calibration relative response factors (RRF) were within validation criteria.

V. Laboratory Blanks

Laboratory blanks were analyzed as required by the method. No contaminants were found in the laboratory blanks with the following exceptions:

Blank ID	Analysis Date	Compound	Concentration	Associated Samples
2702111-MB	10/07/20	Methylene chloride	0.0031 mg/Kg	GP-55 SL (14.0-14.50)** GP-55 SL (14.50-15.00)

Sample concentrations were compared to concentrations detected in the laboratory blanks. The sample concentrations were either not detected or were significantly greater than the concentrations found in the associated laboratory blanks with the following exceptions:

Sample	Compound	Reported Concentration	Modified Final Concentration
GP-55 SL (14.0-14.50)**	Methylene chloride	0.0028 mg/Kg	0.018U mg/Kg
GP-55 SL (14.50-15.00)	Methylene chloride	0.0048 mg/Kg	0.018U mg/Kg

VI. Field Blanks

Sample TB-1 WT was identified as a trip blank. No contaminants were found.

Sample EB-1 WT was identified as an equipment blank. No contaminants were found with the following exceptions:

Blank ID	Collection Date	Compound	Concentration	Associated Samples
EB-1 WT	10/05/20	cis-1,2-Dichloroethene Trichloroethene	0.37 ng/L 0.48 ng/L	All soil samples in SDG 50269119

Sample concentrations were compared to concentrations detected in the field blanks. The sample concentrations were either not detected or were significantly greater than the concentrations found in the associated field blanks with the following exceptions:

Sample	Compound	Reported Concentration	Modified Final Concentration
GP-56 SL (14.25-14.75)	Trichloroethene	0.0012 mg/Kg	0.0044U mg/Kg
GP-57 SL (14.5-15.0)**	Trichloroethene	0.0018 mg/Kg	0.0041U mg/Kg

Sample	Compound	Reported Concentration	Modified Final Concentration
GP-57 SL (21.5-22.0)	Trichloroethene	0.0028 mg/Kg	0.0048U mg/Kg
GP-58 SL (14.25-14.75)	Trichloroethene	0.00087 mg/Kg	0.0053U mg/Kg
FD-1 SL	Trichloroethene	0.0029 mg/Kg	0.0041U mg/Kg
FD-4 SL	Trichloroethene	0.00097 mg/Kg	0.0050U mg/Kg

VII. Surrogates

Surrogates were added to all samples as required by the method. All surrogate recoveries (%R) were within QC limits.

VIII. Matrix Spike/Matrix Spike Duplicates

Matrix spike (MS) and matrix spike duplicate (MSD) sample analysis was performed on an associated project sample. Percent recoveries (%R) were within QC limits with the following exceptions:

Spike ID (Associated Samples)	Compound	MS (%R) (Limits)	MSD (%R) (Limits)	Flag	A or P
GP-56 SL (15-15.5)MS/MSD (GP-56 SL (15.0-15.5))	1,1,1-Trichloroethane 1,1-Dichloroethane	- -	-21 (48-141) 234 (22-160)	J (all detects) J (all detects)	A

Relative percent differences (RPD) were within QC limits.

IX. Laboratory Control Samples

Laboratory control samples (LCS) were analyzed as required by the method. Percent recoveries (%R) were within QC limits.

X. Field Duplicates

Samples GP-57 SL (14.5-15.0)** and FD-1 SL and samples GP-58 SL (14.25-14.75) and FD-4 SL were identified as field duplicates. No results were detected in any of the samples with the following exceptions:

Compound	Concentration (mg/Kg)		RPD
	GP-57 SL (14.5-15.0)**	FD-1 SL	
Tetrachloroethene	0.031	0.049	45
1,1,1-Trichloroethane	0.0016	0.0032	67

Compound	Concentration (mg/Kg)		RPD
	GP-57 SL (14.5-15.0)**	FD-1 SL	
Trichloroethene	0.0018	0.0029	47

Compound	Concentration (mg/Kg)		RPD
	GP-58 SL (14.25-14.75)	FD-4 SL	
Tetrachloroethene	0.00096	0.0050U	Not calculable
1,1,1-Trichloroethane	0.0039	0.0042	7
Trichloroethene	0.00087	0.00097	11

XI. Internal Standards

All internal standard areas and retention times were within QC limits with the following exceptions:

Sample	Internal Standards	Area (Limits)	Affected Compound	Flag	A or P
GP-55 SL (15.50-16.00)	Chlorobenzene-d5	77662 (87566-350264)	Tetrachloroethene	J (all detects)	A
GP-57 SL (23.0-23.5)	Chlorobenzene-d5	82487 (88196.5-352786)	Tetrachloroethene	UJ (all non-detects)	A

XII. Compound Quantitation

All compound quantitations met validation criteria for samples which underwent Level IV validation. Raw data were not reviewed for Level III validation.

XIII. Target Compound Identifications

All target compound identifications met validation criteria for samples which underwent Level IV validation. Raw data were not reviewed for Level III validation.

XIV. System Performance

The system performance was acceptable for samples which underwent Level IV validation. Raw data were not reviewed for Level III validation.

XV. Overall Assessment of Data

The analysis was conducted within all specifications of the method. No results were rejected in this SDG.

Due to continuing calibration %D, MS/MSD %R, and internal standard area, data were qualified as estimated in eight samples.

Due to laboratory blank contamination, data were qualified as not detected in two samples.

Due to equipment blank contamination, data were qualified as not detected in six samples.

The quality control criteria reviewed, other than those discussed above, were met and are considered acceptable.

Former Amphenol Facility, OnSite Soil_GP-54 to 58
Volatiles - Data Qualification Summary - SDG 50269119

Sample	Compound	Flag	A or P	Reason
GP-55 SL (14.0-14.50)** GP-55 SL (14.50-15.00) GP-55 SL (15.50-16.00) GP-56 SL (14.25-14.75) GP-56 SL (16.00-16.50) GP-56 SL (15.50-16.00)	Vinyl chloride	UJ (all non-detects)	A	Continuing calibration (%D)
GP-56 SL (15.0-15.5)	1,1,1-Trichloroethane 1,1-Dichloroethane	J (all detects) J (all detects)	A	Matrix spike/Matrix spike duplicate (%R)
GP-55 SL (15.50-16.00) GP-57 SL (23.0-23.5)	Tetrachloroethene	J (all detects) UJ (all non-detects)	A	Internal standards (area)

Former Amphenol Facility, OnSite Soil_GP-54 to 58
Volatiles - Laboratory Blank Data Qualification Summary - SDG 50269119

Sample	Compound	Modified Final Concentration	A or P
GP-55 SL (14.0-14.50)**	Methylene chloride	0.018U mg/Kg	A
GP-55 SL (14.50-15.00)	Methylene chloride	0.018U mg/Kg	A

Former Amphenol Facility, OnSite Soil_GP-54 to 58
Volatiles - Field Blank Data Qualification Summary - SDG 50269119

Sample	Compound	Modified Final Concentration	A or P
GP-56 SL (14.25-14.75)	Trichloroethene	0.0044U mg/Kg	A
GP-57 SL (14.5-15.0)**	Trichloroethene	0.0041U mg/Kg	A
GP-57 SL (21.5-22.0)	Trichloroethene	0.0048U mg/Kg	A
GP-58 SL (14.25-14.75)	Trichloroethene	0.0053U mg/Kg	A
FD-1 SL	Trichloroethene	0.0041U mg/Kg	A
FD-4 SL	Trichloroethene	0.0050U mg/Kg	A

Pace Analytical Services, LLC
7726 Moller Road
Indianapolis, IN 46268
(317)228-3100

ANALYTICAL RESULTS

Project: Former Amphenol Facility
Pace Project No.: 50269119

Sample: GP-54 SL (14.25-14.75) **Lab ID: 50269119001** Collected: 10/05/20 11:34 Received: 10/05/20 15:50 Matrix: Solid

Results reported on a "dry weight" basis and are adjusted for percent moisture, sample size and any dilutions.

Parameters	Results	Units	Report Limit	MDL	DF	Prepared	Analyzed	CAS No.	Qual
8260 MSV 5035A VOA	Analytical Method: EPA 8260								
	Pace Analytical Services - Indianapolis								
1,1-Dichloroethane	**0.085**	mg/kg	0.0038	0.00048	1		10/07/20 19:47	75-34-3	
1,2-Dichloroethane	ND	mg/kg	0.0038	0.00057	1		10/07/20 19:47	107-06-2	
cis-1,2-Dichloroethene	ND	mg/kg	0.0038	0.00076	1		10/07/20 19:47	156-59-2	
trans-1,2-Dichloroethene	ND	mg/kg	0.0038	0.00062	1		10/07/20 19:47	156-60-5	
Methylene Chloride	ND	mg/kg	0.015	0.0018	1		10/07/20 19:47	75-09-2	
Tetrachloroethene	**0.00094J**	mg/kg	0.0038	0.00044	1		10/07/20 19:47	127-18-4	
1,1,1-Trichloroethane	**0.18**	mg/kg	0.0038	0.00044	1		10/07/20 19:47	71-55-6	
Trichloroethene	**8.2**	mg/kg	0.45	0.066	100		10/08/20 17:02	79-01-6	
Vinyl chloride	ND	mg/kg	0.0038	0.00022	1		10/07/20 19:47	75-01-4	
Surrogates									
Dibromofluoromethane (S)	108	%.	73-133		1		10/07/20 19:47	1868-53-7	
Toluene-d8 (S)	129	%.	73-130		1		10/07/20 19:47	2037-26-5	
4-Bromofluorobenzene (S)	68	%.	55-129		1		10/07/20 19:47	460-00-4	
Percent Moisture	Analytical Method: SM 2540G								
	Pace Analytical Services - Indianapolis								
Percent Moisture	**6.7**	%	0.10	0.10	1		10/07/20 16:58		N2

This report shall not be reproduced, except in full,
without the written consent of Pace Analytical Services, LLC.

10/26/20

Pace Analytical Services, LLC
7726 Moller Road
Indianapolis, IN 46268
(317)228-3100

ANALYTICAL RESULTS

Project: Former Amphenol Facility
Pace Project No.: 50269119

Sample: GP-54 SL (13.75-14.25) **Lab ID: 50269119002** Collected: 10/05/20 11:37 Received: 10/05/20 15:50 Matrix: Solid

Results reported on a "dry weight" basis and are adjusted for percent moisture, sample size and any dilutions.

Parameters	Results	Units	Report Limit	MDL	DF	Prepared	Analyzed	CAS No.	Qual
8260 MSV 5035A VOA	Analytical Method: EPA 8260								
	Pace Analytical Services - Indianapolis								
1,1-Dichloroethane	**0.0029J**	mg/kg	0.0048	0.00061	1		10/07/20 20:22	75-34-3	
1,2-Dichloroethane	ND	mg/kg	0.0048	0.00072	1		10/07/20 20:22	107-06-2	
cis-1,2-Dichloroethene	ND	mg/kg	0.0048	0.00097	1		10/07/20 20:22	156-59-2	
trans-1,2-Dichloroethene	ND	mg/kg	0.0048	0.00079	1		10/07/20 20:22	156-60-5	
Methylene Chloride	ND	mg/kg	0.019	0.0023	1		10/07/20 20:22	75-09-2	
Tetrachloroethene	**0.071**	mg/kg	0.0048	0.00057	1		10/07/20 20:22	127-18-4	
1,1,1-Trichloroethane	**0.047**	mg/kg	0.0048	0.00057	1		10/07/20 20:22	71-55-6	
Trichloroethene	**3.6**	mg/kg	0.25	0.037	50		10/08/20 17:36	79-01-6	
Vinyl chloride	ND	mg/kg	0.0048	0.00027	1		10/07/20 20:22	75-01-4	
Surrogates									
Dibromofluoromethane (S)	110	%.	73-133		1		10/07/20 20:22	1868-53-7	
Toluene-d8 (S)	122	%.	73-130		1		10/07/20 20:22	2037-26-5	
4-Bromofluorobenzene (S)	68	%.	55-129		1		10/07/20 20:22	460-00-4	
Percent Moisture	Analytical Method: SM 2540G								
	Pace Analytical Services - Indianapolis								
Percent Moisture	**12.1**	%	0.10	0.10	1		10/07/20 16:58		N2

This report shall not be reproduced, except in full,
without the written consent of Pace Analytical Services, LLC.

10/26/20

Pace Analytical Services, LLC
7726 Moller Road
Indianapolis, IN 46268
(317)228-3100

ANALYTICAL RESULTS

Project: Former Amphenol Facility
Pace Project No.: 50269119

Sample: GP-54 SL (13-13.5) **Lab ID: 50269119003** Collected: 10/05/20 11:40 Received: 10/05/20 15:50 Matrix: Solid

Results reported on a "dry weight" basis and are adjusted for percent moisture, sample size and any dilutions.

Parameters	Results	Units	Report Limit	MDL	DF	Prepared	Analyzed	CAS No.	Qual
8260 MSV 5035A VOA	Analytical Method: EPA 8260								
	Pace Analytical Services - Indianapolis								
1,1-Dichloroethane	ND	mg/kg	0.0056	0.00071	1		10/07/20 20:57	75-34-3	
1,2-Dichloroethane	ND	mg/kg	0.0056	0.00085	1		10/07/20 20:57	107-06-2	
cis-1,2-Dichloroethene	ND	mg/kg	0.0056	0.0011	1		10/07/20 20:57	156-59-2	
trans-1,2-Dichloroethene	ND	mg/kg	0.0056	0.00093	1		10/07/20 20:57	156-60-5	
Methylene Chloride	ND	mg/kg	0.023	0.0027	1		10/07/20 20:57	75-09-2	
Tetrachloroethene	**0.023**	mg/kg	0.0056	0.00067	1		10/07/20 20:57	127-18-4	
1,1,1-Trichloroethane	**0.0037J**	mg/kg	0.0056	0.00067	1		10/07/20 20:57	71-55-6	
Trichloroethene	**0.027**	mg/kg	0.0056	0.0011	1		10/07/20 20:57	79-01-6	
Vinyl chloride	ND	mg/kg	0.0056	0.00032	1		10/07/20 20:57	75-01-4	
Surrogates									
Dibromofluoromethane (S)	104	%.	73-133		1		10/07/20 20:57	1868-53-7	
Toluene-d8 (S)	103	%.	73-130		1		10/07/20 20:57	2037-26-5	
4-Bromofluorobenzene (S)	85	%.	55-129		1		10/07/20 20:57	460-00-4	
Percent Moisture	Analytical Method: SM 2540G								
	Pace Analytical Services - Indianapolis								
Percent Moisture	**3.6**	%	0.10	0.10	1		10/07/20 16:58		N2

This report shall not be reproduced, except in full,
without the written consent of Pace Analytical Services, LLC.

10/26/20

Pace Analytical Services, LLC
7726 Moller Road
Indianapolis, IN 46268
(317)228-3100

ANALYTICAL RESULTS

Project: Former Amphenol Facility
Pace Project No.: 50269119

Sample: GP-54 SL (13.5-14) **Lab ID: 50269119004** Collected: 10/05/20 11:42 Received: 10/05/20 15:50 Matrix: Solid

Results reported on a "dry weight" basis and are adjusted for percent moisture, sample size and any dilutions.

Parameters	Results	Units	Report Limit	MDL	DF	Prepared	Analyzed	CAS No.	Qual
8260 MSV 5035A VOA	Analytical Method: EPA 8260								
	Pace Analytical Services - Indianapolis								
1,1-Dichloroethane	ND	mg/kg	0.0059	0.00075	1		10/07/20 21:31	75-34-3	
1,2-Dichloroethane	ND	mg/kg	0.0059	0.00089	1		10/07/20 21:31	107-06-2	
cis-1,2-Dichloroethene	ND	mg/kg	0.0059	0.0012	1		10/07/20 21:31	156-59-2	
trans-1,2-Dichloroethene	ND	mg/kg	0.0059	0.00097	1		10/07/20 21:31	156-60-5	
Methylene Chloride	ND	mg/kg	0.024	0.0028	1		10/07/20 21:31	75-09-2	
Tetrachloroethene	**0.053**	mg/kg	0.0059	0.00070	1		10/07/20 21:31	127-18-4	
1,1,1-Trichloroethane	**0.0073**	mg/kg	0.0059	0.00070	1		10/07/20 21:31	71-55-6	
Trichloroethene	**0.059**	mg/kg	0.0059	0.0011	1		10/07/20 21:31	79-01-6	
Vinyl chloride	ND	mg/kg	0.0059	0.00034	1		10/07/20 21:31	75-01-4	
Surrogates									
Dibromofluoromethane (S)	105	%.	73-133		1		10/07/20 21:31	1868-53-7	
Toluene-d8 (S)	107	%.	73-130		1		10/07/20 21:31	2037-26-5	
4-Bromofluorobenzene (S)	79	%.	55-129		1		10/07/20 21:31	460-00-4	
Percent Moisture	Analytical Method: SM 2540G								
	Pace Analytical Services - Indianapolis								
Percent Moisture	**1.9**	%	0.10	0.10	1		10/07/20 16:58		N2

This report shall not be reproduced, except in full,
without the written consent of Pace Analytical Services, LLC.

10/26/20

Pace Analytical Services, LLC
7726 Moller Road
Indianapolis, IN 46268
(317)228-3100

ANALYTICAL RESULTS

Project: Former Amphenol Facility
Pace Project No.: 50269119

Sample: GP-55 SL (14-14.5) **Lab ID: 50269119005** Collected: 10/05/20 11:04 Received: 10/05/20 15:50 Matrix: Solid

Results reported on a "dry weight" basis and are adjusted for percent moisture, sample size and any dilutions.

Parameters	Results	Units	Report Limit	MDL	DF	Prepared	Analyzed	CAS No.	Qual
8260 MSV 5035A VOA	Analytical Method: EPA 8260								
	Pace Analytical Services - Indianapolis								
1,1-Dichloroethane	ND	mg/kg	0.0045	0.00033	1		10/07/20 18:52	75-34-3	
1,2-Dichloroethane	ND	mg/kg	0.0045	0.00036	1		10/07/20 18:52	107-06-2	
cis-1,2-Dichloroethene	ND	mg/kg	0.0045	0.00028	1		10/07/20 18:52	156-59-2	
trans-1,2-Dichloroethene	ND	mg/kg	0.0045	0.00021	1		10/07/20 18:52	156-60-5	
Methylene Chloride	**0.0028J** 0.018	mg/kg U	0.018	0.0022	1		10/07/20 18:52	75-09-2	
Tetrachloroethene	**0.030**	mg/kg	0.0045	0.00027	1		10/07/20 18:52	127-18-4	
1,1,1-Trichloroethane	**0.0053**	mg/kg	0.0045	0.00020	1		10/07/20 18:52	71-55-6	
Trichloroethene	**0.029**	mg/kg	0.0045	0.00018	1		10/07/20 18:52	79-01-6	
Vinyl chloride	ND UJ	mg/kg	0.0045	0.00016	1		10/07/20 18:52	75-01-4	
Surrogates									
Dibromofluoromethane (S)	95	%.	73-133		1		10/07/20 18:52	1868-53-7	
Toluene-d8 (S)	108	%.	73-130		1		10/07/20 18:52	2037-26-5	
4-Bromofluorobenzene (S)	85	%.	55-129		1		10/07/20 18:52	460-00-4	
Percent Moisture	Analytical Method: SM 2540G								
	Pace Analytical Services - Indianapolis								
Percent Moisture	**4.4**	%	0.10	0.10	1		10/08/20 12:48		N2

This report shall not be reproduced, except in full,
without the written consent of Pace Analytical Services, LLC.

10/26/20

Pace Analytical Services, LLC
7726 Moller Road
Indianapolis, IN 46268
(317)228-3100

ANALYTICAL RESULTS

Project: Former Amphenol Facility
Pace Project No.: 50269119

Sample: GP-55 SL (14.5-15) **Lab ID: 50269119006** Collected: 10/05/20 11:07 Received: 10/05/20 15:50 Matrix: Solid

Results reported on a "dry weight" basis and are adjusted for percent moisture, sample size and any dilutions.

Parameters	Results	Units	Report Limit	MDL	DF	Prepared	Analyzed	CAS No.	Qual
8260 MSV 5035A VOA	Analytical Method: EPA 8260								
	Pace Analytical Services - Indianapolis								
1,1-Dichloroethane	**0.0014J**	mg/kg	0.0046	0.00034	1		10/07/20 19:17	75-34-3	
1,2-Dichloroethane	ND	mg/kg	0.0046	0.00037	1		10/07/20 19:17	107-06-2	
cis-1,2-Dichloroethene	ND	mg/kg	0.0046	0.00028	1		10/07/20 19:17	156-59-2	
trans-1,2-Dichloroethene	ND	mg/kg	0.0046	0.00021	1		10/07/20 19:17	156-60-5	
Methylene Chloride	**0.0048J**	mg/kg	0.018U 0.018	0.0022	1		10/07/20 19:17	75-09-2	
Tetrachloroethene	**1.2**	mg/kg	0.20	0.034	50		10/08/20 19:20	127-18-4	
1,1,1-Trichloroethane	**0.047**	mg/kg	0.0046	0.00020	1		10/07/20 19:17	71-55-6	
Trichloroethene	**0.70**	mg/kg	0.20	0.030	50		10/08/20 19:20	79-01-6	
Vinyl chloride	ND UJ	mg/kg	0.0046	0.00016	1		10/07/20 19:17	75-01-4	
Surrogates									
Dibromofluoromethane (S)	97	%.	73-133		1		10/07/20 19:17	1868-53-7	
Toluene-d8 (S)	107	%.	73-130		1		10/07/20 19:17	2037-26-5	
4-Bromofluorobenzene (S)	78	%.	55-129		1		10/07/20 19:17	460-00-4	
Percent Moisture	Analytical Method: SM 2540G								
	Pace Analytical Services - Indianapolis								
Percent Moisture	**7.8**	%	0.10	0.10	1		10/08/20 12:48		N2

This report shall not be reproduced, except in full,
without the written consent of Pace Analytical Services, LLC.

10/26/20

Pace Analytical Services, LLC
7726 Moller Road
Indianapolis, IN 46268
(317)228-3100

ANALYTICAL RESULTS

Project: Former Amphenol Facility
Pace Project No.: 50269119

Sample: GP-55 SL (15-15.5) **Lab ID: 50269119007** Collected: 10/05/20 11:09 Received: 10/05/20 15:50 Matrix: Solid

Results reported on a "dry weight" basis and are adjusted for percent moisture, sample size and any dilutions.

Parameters	Results	Units	Report Limit	MDL	DF	Prepared	Analyzed	CAS No.	Qual
8260 MSV 5035A VOA	Analytical Method: EPA 8260								
	Pace Analytical Services - Indianapolis								
1,1-Dichloroethane	**0.019**	mg/kg	0.0053	0.00066	1		10/08/20 17:19	75-34-3	
1,2-Dichloroethane	ND	mg/kg	0.0053	0.00079	1		10/08/20 17:19	107-06-2	
cis-1,2-Dichloroethene	ND	mg/kg	0.0053	0.0011	1		10/08/20 17:19	156-59-2	
trans-1,2-Dichloroethene	ND	mg/kg	0.0053	0.00087	1		10/08/20 17:19	156-60-5	
Methylene Chloride	ND	mg/kg	0.021	0.0025	1		10/08/20 17:19	75-09-2	
Tetrachloroethene	**0.060**	mg/kg	0.0053	0.00062	1		10/08/20 17:19	127-18-4	
1,1,1-Trichloroethane	**0.16**	mg/kg	0.0053	0.00062	1		10/08/20 17:19	71-55-6	
Trichloroethene	**4.0**	mg/kg	0.31	0.046	50		10/12/20 13:39	79-01-6	
Vinyl chloride	ND	mg/kg	0.0053	0.00030	1		10/08/20 17:19	75-01-4	
Surrogates									
Dibromofluoromethane (S)	107	%.	73-133		1		10/08/20 17:19	1868-53-7	
Toluene-d8 (S)	119	%.	73-130		1		10/08/20 17:19	2037-26-5	
4-Bromofluorobenzene (S)	68	%.	55-129		1		10/08/20 17:19	460-00-4	
Percent Moisture	Analytical Method: SM 2540G								
	Pace Analytical Services - Indianapolis								
Percent Moisture	**10.2**	%	0.10	0.10	1		10/08/20 12:48		N2

This report shall not be reproduced, except in full,
without the written consent of Pace Analytical Services, LLC.

10/26/20

Pace Analytical Services, LLC
7726 Moller Road
Indianapolis, IN 46268
(317)228-3100

ANALYTICAL RESULTS

Project: Former Amphenol Facility
Pace Project No.: 50269119

Sample: GP-55 SL (15.5-16) **Lab ID: 50269119008** Collected: 10/05/20 11:11 Received: 10/05/20 15:50 Matrix: Solid

Results reported on a "dry weight" basis and are adjusted for percent moisture, sample size and any dilutions.

Parameters	Results	Units	Report Limit	MDL	DF	Prepared	Analyzed	CAS No.	Qual
8260 MSV 5035A VOA	Analytical Method: EPA 8260								
	Pace Analytical Services - Indianapolis								
1,1-Dichloroethane	**0.086**	mg/kg	0.0039	0.00062	1		10/08/20 21:04	75-34-3	
1,2-Dichloroethane	ND	mg/kg	0.0039	0.00042	1		10/08/20 21:04	107-06-2	
cis-1,2-Dichloroethene	ND	mg/kg	0.0039	0.00048	1		10/08/20 21:04	156-59-2	
trans-1,2-Dichloroethene	ND	mg/kg	0.0039	0.00070	1		10/08/20 21:04	156-60-5	
Methylene Chloride	ND	mg/kg	0.016	0.00077	1		10/08/20 21:04	75-09-2	
Tetrachloroethene	ND UJ	mg/kg	0.0039	0.00067	1		10/08/20 21:04	127-18-4	
1,1,1-Trichloroethane	**0.0025J**	mg/kg	0.0039	0.00046	1		10/08/20 21:04	71-55-6	
Trichloroethene	**0.039**	mg/kg	0.0039	0.00057	1		10/08/20 21:04	79-01-6	
Vinyl chloride	ND UJ	mg/kg	0.0039	0.00034	1		10/08/20 21:04	75-01-4	
Surrogates									
Dibromofluoromethane (S)	116	%.	73-133		1		10/08/20 21:04	1868-53-7	
Toluene-d8 (S)	126	%.	73-130		1		10/08/20 21:04	2037-26-5	
4-Bromofluorobenzene (S)	69	%.	55-129		1		10/08/20 21:04	460-00-4	
Percent Moisture	Analytical Method: SM 2540G								
	Pace Analytical Services - Indianapolis								
Percent Moisture	**9.1**	%	0.10	0.10	1		10/08/20 12:49		N2

This report shall not be reproduced, except in full,
without the written consent of Pace Analytical Services, LLC.

10/26/20

Pace Analytical Services, LLC
7726 Moller Road
Indianapolis, IN 46268
(317)228-3100

ANALYTICAL RESULTS

Project: Former Amphenol Facility
Pace Project No.: 50269119

Sample: GP-56 SL (14.25-14.75) **Lab ID: 50269119009** Collected: 10/05/20 10:38 Received: 10/05/20 15:50 Matrix: Solid

Results reported on a "dry weight" basis and are adjusted for percent moisture, sample size and any dilutions.

Parameters	Results	Units	Report Limit	MDL	DF	Prepared	Analyzed	CAS No.	Qual
8260 MSV 5035A VOA	Analytical Method: EPA 8260								
	Pace Analytical Services - Indianapolis								
1,1-Dichloroethane	ND	mg/kg	0.0044	0.00070	1		10/08/20 21:39	75-34-3	
1,2-Dichloroethane	ND	mg/kg	0.0044	0.00047	1		10/08/20 21:39	107-06-2	
cis-1,2-Dichloroethene	ND	mg/kg	0.0044	0.00054	1		10/08/20 21:39	156-59-2	
trans-1,2-Dichloroethene	ND	mg/kg	0.0044	0.00079	1		10/08/20 21:39	156-60-5	
Methylene Chloride	ND	mg/kg	0.017	0.00087	1		10/08/20 21:39	75-09-2	
Tetrachloroethene	**0.022**	mg/kg	0.0044	0.00075	1		10/08/20 21:39	127-18-4	
1,1,1-Trichloroethane	**0.0088**	mg/kg	0.0044	0.00051	1		10/08/20 21:39	71-55-6	
Trichloroethene	**0.0012J**	mg/kg	0.0044	0.00065	1		10/08/20 21:39	79-01-6	
Vinyl chloride	ND	mg/kg	0.0044	0.00038	1		10/08/20 21:39	75-01-4	
Surrogates									
Dibromofluoromethane (S)	110	%.	73-133		1		10/08/20 21:39	1868-53-7	
Toluene-d8 (S)	115	%.	73-130		1		10/08/20 21:39	2037-26-5	
4-Bromofluorobenzene (S)	74	%.	55-129		1		10/08/20 21:39	460-00-4	
Percent Moisture	Analytical Method: SM 2540G								
	Pace Analytical Services - Indianapolis								
Percent Moisture	**9.9**	%	0.10	0.10	1		10/08/20 12:49		N2

This report shall not be reproduced, except in full,
without the written consent of Pace Analytical Services, LLC.

10/26/20

Pace Analytical Services, LLC
7726 Moller Road
Indianapolis, IN 46268
(317)228-3100

ANALYTICAL RESULTS

Project: Former Amphenol Facility
Pace Project No.: 50269119

Sample: GP-56 SL (16-16.5) **Lab ID: 50269119010** Collected: 10/05/20 10:41 Received: 10/05/20 15:50 Matrix: Solid

Results reported on a "dry weight" basis and are adjusted for percent moisture, sample size and any dilutions.

Parameters	Results	Units	Report Limit	MDL	DF	Prepared	Analyzed	CAS No.	Qual
8260 MSV 5035A VOA	Analytical Method: EPA 8260								
	Pace Analytical Services - Indianapolis								
1,1-Dichloroethane	ND	mg/kg	0.0038	0.00061	1		10/08/20 22:13	75-34-3	
1,2-Dichloroethane	ND	mg/kg	0.0038	0.00041	1		10/08/20 22:13	107-06-2	
cis-1,2-Dichloroethene	ND	mg/kg	0.0038	0.00047	1		10/08/20 22:13	156-59-2	
trans-1,2-Dichloroethene	ND	mg/kg	0.0038	0.00069	1		10/08/20 22:13	156-60-5	
Methylene Chloride	ND	mg/kg	0.015	0.00076	1		10/08/20 22:13	75-09-2	
Tetrachloroethene	ND	mg/kg	0.0038	0.00066	1		10/08/20 22:13	127-18-4	
1,1,1-Trichloroethane	**0.00070J**	mg/kg	0.0038	0.00045	1		10/08/20 22:13	71-55-6	
Trichloroethene	ND	mg/kg	0.0038	0.00056	1		10/08/20 22:13	79-01-6	
Vinyl chloride	ND UJ	mg/kg	0.0038	0.00033	1		10/08/20 22:13	75-01-4	
Surrogates									
Dibromofluoromethane (S)	113	%.	73-133		1		10/08/20 22:13	1868-53-7	
Toluene-d8 (S)	121	%.	73-130		1		10/08/20 22:13	2037-26-5	
4-Bromofluorobenzene (S)	69	%.	55-129		1		10/08/20 22:13	460-00-4	
Percent Moisture	Analytical Method: SM 2540G								
	Pace Analytical Services - Indianapolis								
Percent Moisture	**6.6**	%	0.10	0.10	1		10/08/20 12:49		N2

This report shall not be reproduced, except in full,
without the written consent of Pace Analytical Services, LLC.

10/26/20 QL

Pace Analytical Services, LLC
7726 Moller Road
Indianapolis, IN 46268
(317)228-3100

ANALYTICAL RESULTS

Project: Former Amphenol Facility
Pace Project No.: 50269119

Sample: GP-56 SL (15.5-16) **Lab ID: 50269119011** Collected: 10/05/20 10:44 Received: 10/05/20 15:50 Matrix: Solid

Results reported on a "dry weight" basis and are adjusted for percent moisture, sample size and any dilutions.

Parameters	Results	Units	Report Limit	MDL	DF	Prepared	Analyzed	CAS No.	Qual
8260 MSV 5035A VOA	Analytical Method: EPA 8260								
	Pace Analytical Services - Indianapolis								
1,1-Dichloroethane	**0.0032J**	mg/kg	0.0049	0.00079	1		10/08/20 22:48	75-34-3	
1,2-Dichloroethane	ND	mg/kg	0.0049	0.00053	1		10/08/20 22:48	107-06-2	
cis-1,2-Dichloroethene	ND	mg/kg	0.0049	0.00061	1		10/08/20 22:48	156-59-2	
trans-1,2-Dichloroethene	ND	mg/kg	0.0049	0.00089	1		10/08/20 22:48	156-60-5	
Methylene Chloride	ND	mg/kg	0.020	0.00098	1		10/08/20 22:48	75-09-2	
Tetrachloroethene	ND	mg/kg	0.0049	0.00085	1		10/08/20 22:48	127-18-4	
1,1,1-Trichloroethane	**0.027**	mg/kg	0.0049	0.00058	1		10/08/20 22:48	71-55-6	
Trichloroethene	**0.0099**	mg/kg	0.0049	0.00073	1		10/08/20 22:48	79-01-6	
Vinyl chloride	ND UJ	mg/kg	0.0049	0.00043	1		10/08/20 22:48	75-01-4	
Surrogates									
Dibromofluoromethane (S)	105	%.	73-133		1		10/08/20 22:48	1868-53-7	
Toluene-d8 (S)	103	%.	73-130		1		10/08/20 22:48	2037-26-5	
4-Bromofluorobenzene (S)	84	%.	55-129		1		10/08/20 22:48	460-00-4	
Percent Moisture	Analytical Method: SM 2540G								
	Pace Analytical Services - Indianapolis								
Percent Moisture	**12.7**	%	0.10	0.10	1		10/08/20 12:49		N2

Pace Analytical Services, LLC
7726 Moller Road
Indianapolis, IN 46268
(317)228-3100

ANALYTICAL RESULTS

Project: Former Amphenol Facility
Pace Project No.: 50269119

Sample: GP-56 SL (15-15.5) **Lab ID: 50269119012** Collected: 10/05/20 10:47 Received: 10/05/20 15:50 Matrix: Solid

Results reported on a "dry weight" basis and are adjusted for percent moisture, sample size and any dilutions.

Parameters	Results	Units	Report Limit	MDL	DF	Prepared	Analyzed	CAS No.	Qual
8260 MSV 5035A VOA	Analytical Method: EPA 8260								
	Pace Analytical Services - Indianapolis								
1,1-Dichloroethane	**0.0046** J	mg/kg	0.0041	0.00066	1		10/08/20 01:51	75-34-3	M1,R1
1,2-Dichloroethane	ND	mg/kg	0.0041	0.00045	1		10/08/20 01:51	107-06-2	R1
cis-1,2-Dichloroethene	ND	mg/kg	0.0041	0.00051	1		10/08/20 01:51	156-59-2	R1
trans-1,2-Dichloroethene	ND	mg/kg	0.0041	0.00074	1		10/08/20 01:51	156-60-5	R1
Methylene Chloride	ND	mg/kg	0.016	0.00082	1		10/08/20 01:51	75-09-2	R1
Tetrachloroethene	ND	mg/kg	0.0041	0.00071	1		10/08/20 01:51	127-18-4	R1
1,1,1-Trichloroethane	**0.035** J	mg/kg	0.0041	0.00049	1		10/08/20 01:51	71-55-6	M1,R1
Trichloroethene	**0.016**	mg/kg	0.0041	0.00061	1		10/08/20 01:51	79-01-6	R1
Vinyl chloride	ND	mg/kg	0.0041	0.00036	1		10/08/20 01:51	75-01-4	R1
Surrogates									
Dibromofluoromethane (S)	108	%.	73-133		1		10/08/20 01:51	1868-53-7	
Toluene-d8 (S)	108	%.	73-130		1		10/08/20 01:51	2037-26-5	
4-Bromofluorobenzene (S)	81	%.	55-129		1		10/08/20 01:51	460-00-4	
Percent Moisture	Analytical Method: SM 2540G								
	Pace Analytical Services - Indianapolis								
Percent Moisture	**3.2**	%	0.10	0.10	1		10/08/20 12:49		N2

10/26/20

Pace Analytical Services, LLC
7726 Moller Road
Indianapolis, IN 46268
(317)228-3100

ANALYTICAL RESULTS

Project: Former Amphenol Facility
Pace Project No.: 50269119

Sample: GP-57 SL (14.5-15) **Lab ID: 50269119013** Collected: 10/05/20 09:52 Received: 10/05/20 15:50 Matrix: Solid

Results reported on a "dry weight" basis and are adjusted for percent moisture, sample size and any dilutions.

Parameters	Results	Units	Report Limit	MDL	DF	Prepared	Analyzed	CAS No.	Qual
8260 MSV 5035A VOA	Analytical Method: EPA 8260								
	Pace Analytical Services - Indianapolis								
1,1-Dichloroethane	ND	mg/kg	0.0041	0.00066	1		10/08/20 03:35	75-34-3	
1,2-Dichloroethane	ND	mg/kg	0.0041	0.00044	1		10/08/20 03:35	107-06-2	
cis-1,2-Dichloroethene	ND	mg/kg	0.0041	0.00051	1		10/08/20 03:35	156-59-2	
trans-1,2-Dichloroethene	ND	mg/kg	0.0041	0.00073	1		10/08/20 03:35	156-60-5	
Methylene Chloride	ND	mg/kg	0.016	0.00081	1		10/08/20 03:35	75-09-2	
Tetrachloroethene	**0.031**	mg/kg	0.0041	0.00070	1		10/08/20 03:35	127-18-4	
1,1,1-Trichloroethane	**0.0016J**	mg/kg	0.0041	0.00048	1		10/08/20 03:35	71-55-6	
Trichloroethene	**0.0018J** 0.0041	mg/kg U	0.0041	0.00060	1		10/08/20 03:35	79-01-6	
Vinyl chloride	ND	mg/kg	0.0041	0.00036	1		10/08/20 03:35	75-01-4	
Surrogates									
Dibromofluoromethane (S)	108	%.	73-133		1		10/08/20 03:35	1868-53-7	
Toluene-d8 (S)	110	%.	73-130		1		10/08/20 03:35	2037-26-5	
4-Bromofluorobenzene (S)	79	%.	55-129		1		10/08/20 03:35	460-00-4	
Percent Moisture	Analytical Method: SM 2540G								
	Pace Analytical Services - Indianapolis								
Percent Moisture	**4.0**	%	0.10	0.10	1		10/08/20 12:49		N2

This report shall not be reproduced, except in full,
without the written consent of Pace Analytical Services, LLC.

10/26/20

Pace Analytical Services, LLC
7726 Moller Road
Indianapolis, IN 46268
(317)228-3100

ANALYTICAL RESULTS

Project: Former Amphenol Facility
Pace Project No.: 50269119

Sample: GP-57 SL (21.5-22) **Lab ID: 50269119014** Collected: 10/05/20 10:18 Received: 10/05/20 15:50 Matrix: Solid

Results reported on a "dry weight" basis and are adjusted for percent moisture, sample size and any dilutions.

Parameters	Results	Units	Report Limit	MDL	DF	Prepared	Analyzed	CAS No.	Qual
8260 MSV 5035A VOA	Analytical Method: EPA 8260								
	Pace Analytical Services - Indianapolis								
1,1-Dichloroethane	**0.0061**	mg/kg	0.0048	0.00077	1		10/08/20 04:10	75-34-3	
1,2-Dichloroethane	ND	mg/kg	0.0048	0.00052	1		10/08/20 04:10	107-06-2	
cis-1,2-Dichloroethene	ND	mg/kg	0.0048	0.00060	1		10/08/20 04:10	156-59-2	
trans-1,2-Dichloroethene	ND	mg/kg	0.0048	0.00086	1		10/08/20 04:10	156-60-5	
Methylene Chloride	ND	mg/kg	0.019	0.00096	1		10/08/20 04:10	75-09-2	
Tetrachloroethene	ND	mg/kg	0.0048	0.00083	1		10/08/20 04:10	127-18-4	
1,1,1-Trichloroethane	**0.040**	mg/kg	0.0048	0.00057	1		10/08/20 04:10	71-55-6	
Trichloroethene	**0.0028J** ~~0.0048~~	mg/kg	0.0048	0.00071	1		10/08/20 04:10	79-01-6	
Vinyl chloride	ND	mg/kg	0.0048	0.00042	1		10/08/20 04:10	75-01-4	
Surrogates									
Dibromofluoromethane (S)	109	%.	73-133		1		10/08/20 04:10	1868-53-7	
Toluene-d8 (S)	109	%.	73-130		1		10/08/20 04:10	2037-26-5	
4-Bromofluorobenzene (S)	78	%.	55-129		1		10/08/20 04:10	460-00-4	
Percent Moisture	Analytical Method: SM 2540G								
	Pace Analytical Services - Indianapolis								
Percent Moisture	**11.4**	%	0.10	0.10	1		10/08/20 12:49		N2

10/26/20

Pace Analytical®
www.pacelabs.com

Pace Analytical Services, LLC
7726 Moller Road
Indianapolis, IN 46268
(317)228-3100

ANALYTICAL RESULTS

Project: Former Amphenol Facility
Pace Project No.: 50269119

Sample: GP-57 SL (23-23.5) **Lab ID: 50269119015** Collected: 10/05/20 10:14 Received: 10/05/20 15:50 Matrix: Solid

Results reported on a "dry weight" basis and are adjusted for percent moisture, sample size and any dilutions.

Parameters	Results	Units	Report Limit	MDL	DF	Prepared	Analyzed	CAS No.	Qual
8260 MSV 5035A VOA	Analytical Method: EPA 8260								
	Pace Analytical Services - Indianapolis								
1,1-Dichloroethane	**5.9**	mg/kg	0.36	0.059	100		10/08/20 15:53	75-34-3	
1,2-Dichloroethane	ND	mg/kg	0.0040	0.00043	1		10/08/20 04:45	107-06-2	
cis-1,2-Dichloroethene	ND	mg/kg	0.0040	0.00050	1		10/08/20 04:45	156-59-2	
trans-1,2-Dichloroethene	ND	mg/kg	0.0040	0.00072	1		10/08/20 04:45	156-60-5	
Methylene Chloride	ND	mg/kg	0.016	0.00080	1		10/08/20 04:45	75-09-2	
Tetrachloroethene	ND UJ	mg/kg	0.0040	0.00069	1		10/08/20 04:45	127-18-4	
1,1,1-Trichloroethane	**8.2**	mg/kg	0.36	0.043	100		10/08/20 15:53	71-55-6	
Trichloroethene	ND	mg/kg	0.0040	0.00059	1		10/08/20 04:45	79-01-6	
Vinyl chloride	ND	mg/kg	0.0040	0.00035	1		10/08/20 04:45	75-01-4	
Surrogates									
Dibromofluoromethane (S)	115	%.	73-133		1		10/08/20 04:45	1868-53-7	
Toluene-d8 (S)	126	%.	73-130		1		10/08/20 04:45	2037-26-5	
4-Bromofluorobenzene (S)	68	%.	55-129		1		10/08/20 04:45	460-00-4	
Percent Moisture	Analytical Method: SM 2540G								
	Pace Analytical Services - Indianapolis								
Percent Moisture	**8.0**	%	0.10	0.10	1		10/08/20 12:50		N2

This report shall not be reproduced, except in full,
without the written consent of Pace Analytical Services, LLC.

10/26/20

Pace Analytical Services, LLC
7726 Moller Road
Indianapolis, IN 46268
(317)228-3100

ANALYTICAL RESULTS

Project: Former Amphenol Facility
Pace Project No.: 50269119

Sample: GP-57 SL (22.5-23) **Lab ID: 50269119016** Collected: 10/05/20 10:11 Received: 10/05/20 15:50 Matrix: Solid

Results reported on a "dry weight" basis and are adjusted for percent moisture, sample size and any dilutions.

Parameters	Results	Units	Report Limit	MDL	DF	Prepared	Analyzed	CAS No.	Qual
8260 MSV 5035A VOA	Analytical Method: EPA 8260								
	Pace Analytical Services - Indianapolis								
1,1-Dichloroethane	**0.0076**	mg/kg	0.0050	0.00063	1		10/08/20 18:29	75-34-3	
1,2-Dichloroethane	ND	mg/kg	0.0051	0.00055	1		10/08/20 05:19	107-06-2	
cis-1,2-Dichloroethene	ND	mg/kg	0.0051	0.00063	1		10/08/20 05:19	156-59-2	
trans-1,2-Dichloroethene	ND	mg/kg	0.0051	0.00092	1		10/08/20 05:19	156-60-5	
Methylene Chloride	ND	mg/kg	0.020	0.0010	1		10/08/20 05:19	75-09-2	
Tetrachloroethene	ND	mg/kg	0.0051	0.00088	1		10/08/20 05:19	127-18-4	
1,1,1-Trichloroethane	**0.015**	mg/kg	0.0050	0.00059	1		10/08/20 18:29	71-55-6	
Trichloroethene	ND	mg/kg	0.0051	0.00076	1		10/08/20 05:19	79-01-6	
Vinyl chloride	ND	mg/kg	0.0051	0.00045	1		10/08/20 05:19	75-01-4	
Surrogates									
Dibromofluoromethane (S)	105	%.	73-133		1		10/08/20 05:19	1868-53-7	
Toluene-d8 (S)	107	%.	73-130		1		10/08/20 05:19	2037-26-5	
4-Bromofluorobenzene (S)	81	%.	55-129		1		10/08/20 05:19	460-00-4	
Percent Moisture	Analytical Method: SM 2540G								
	Pace Analytical Services - Indianapolis								
Percent Moisture	**10.3**	%	0.10	0.10	1		10/08/20 12:50		N2

This report shall not be reproduced, except in full,
without the written consent of Pace Analytical Services, LLC.

10/26/20

Pace Analytical Services, LLC
7726 Moller Road
Indianapolis, IN 46268
(317)228-3100

ANALYTICAL RESULTS

Project: Former Amphenol Facility
Pace Project No.: 50269119

Sample: GP-58 SL (14.25-14.75) **Lab ID: 50269119017** Collected: 10/05/20 13:17 Received: 10/05/20 15:50 Matrix: Solid

Results reported on a "dry weight" basis and are adjusted for percent moisture, sample size and any dilutions.

Parameters	Results	Units	Report Limit	MDL	DF	Prepared	Analyzed	CAS No.	Qual
8260 MSV 5035A VOA	Analytical Method: EPA 8260								
	Pace Analytical Services - Indianapolis								
1,1-Dichloroethane	ND	mg/kg	0.0053	0.00085	1		10/08/20 05:54	75-34-3	
1,2-Dichloroethane	ND	mg/kg	0.0053	0.00057	1		10/08/20 05:54	107-06-2	
cis-1,2-Dichloroethene	ND	mg/kg	0.0053	0.00065	1		10/08/20 05:54	156-59-2	
trans-1,2-Dichloroethene	ND	mg/kg	0.0053	0.00095	1		10/08/20 05:54	156-60-5	
Methylene Chloride	ND	mg/kg	0.021	0.0011	1		10/08/20 05:54	75-09-2	
Tetrachloroethene	**0.00096J**	mg/kg	0.0053	0.00091	1		10/08/20 05:54	127-18-4	
1,1,1-Trichloroethane	**0.0039J**	mg/kg	0.0053	0.00062	1		10/08/20 05:54	71-55-6	
Trichloroethene	**0.00087J** 0.0053	mg/kg U	0.0053	0.00078	1		10/08/20 05:54	79-01-6	
Vinyl chloride	ND	mg/kg	0.0053	0.00046	1		10/08/20 05:54	75-01-4	
Surrogates									
Dibromofluoromethane (S)	106	%.	73-133		1		10/08/20 05:54	1868-53-7	
Toluene-d8 (S)	104	%.	73-130		1		10/08/20 05:54	2037-26-5	
4-Bromofluorobenzene (S)	85	%.	55-129		1		10/08/20 05:54	460-00-4	
Percent Moisture	Analytical Method: SM 2540G								
	Pace Analytical Services - Indianapolis								
Percent Moisture	**15.3**	%	0.10	0.10	1		10/08/20 12:50		N2

10/26/20/20

Pace Analytical Services, LLC
7726 Moller Road
Indianapolis, IN 46268
(317)228-3100

ANALYTICAL RESULTS

Project: Former Amphenol Facility
Pace Project No.: 50269119

Sample: GP-58 SL (8-10) **Lab ID: 50269119018** Collected: 10/05/20 13:20 Received: 10/05/20 15:50 Matrix: Solid

Results reported on a "dry weight" basis and are adjusted for percent moisture, sample size and any dilutions.

Parameters	Results	Units	Report Limit	MDL	DF	Prepared	Analyzed	CAS No.	Qual
8260 MSV 5035A VOA	Analytical Method: EPA 8260								
	Pace Analytical Services - Indianapolis								
1,1-Dichloroethane	ND	mg/kg	0.0047	0.00076	1		10/08/20 06:28	75-34-3	
1,2-Dichloroethane	ND	mg/kg	0.0047	0.00051	1		10/08/20 06:28	107-06-2	
cis-1,2-Dichloroethene	ND	mg/kg	0.0047	0.00059	1		10/08/20 06:28	156-59-2	
trans-1,2-Dichloroethene	ND	mg/kg	0.0047	0.00085	1		10/08/20 06:28	156-60-5	
Methylene Chloride	ND	mg/kg	0.019	0.00095	1		10/08/20 06:28	75-09-2	
Tetrachloroethene	**0.011**	mg/kg	0.0047	0.00082	1		10/08/20 06:28	127-18-4	
1,1,1-Trichloroethane	ND	mg/kg	0.0047	0.00056	1		10/08/20 06:28	71-55-6	
Trichloroethene	ND	mg/kg	0.0047	0.00070	1		10/08/20 06:28	79-01-6	
Vinyl chloride	ND	mg/kg	0.0047	0.00042	1		10/08/20 06:28	75-01-4	
Surrogates									
Dibromofluoromethane (S)	107	%.	73-133		1		10/08/20 06:28	1868-53-7	
Toluene-d8 (S)	102	%.	73-130		1		10/08/20 06:28	2037-26-5	
4-Bromofluorobenzene (S)	85	%.	55-129		1		10/08/20 06:28	460-00-4	
Percent Moisture	Analytical Method: SM 2540G								
	Pace Analytical Services - Indianapolis								
Percent Moisture	**4.0**	%	0.10	0.10	1		10/08/20 12:54		N2

This report shall not be reproduced, except in full,
without the written consent of Pace Analytical Services, LLC.

10/26/20

Pace Analytical Services, LLC
7726 Moller Road
Indianapolis, IN 46268
(317)228-3100

ANALYTICAL RESULTS

Project: Former Amphenol Facility
Pace Project No.: 50269119

Sample: GP-58 SL (25.75-26.25) **Lab ID: 50269119019** Collected: 10/05/20 13:53 Received: 10/05/20 15:50 Matrix: Solid

Results reported on a "dry weight" basis and are adjusted for percent moisture, sample size and any dilutions.

Parameters	Results	Units	Report Limit	MDL	DF	Prepared	Analyzed	CAS No.	Qual
8260 MSV 5035A VOA	Analytical Method: EPA 8260								
	Pace Analytical Services - Indianapolis								
1,1-Dichloroethane	**0.0050**	mg/kg	0.0043	0.00069	1		10/08/20 07:03	75-34-3	
1,2-Dichloroethane	ND	mg/kg	0.0043	0.00047	1		10/08/20 07:03	107-06-2	
cis-1,2-Dichloroethene	ND	mg/kg	0.0043	0.00054	1		10/08/20 07:03	156-59-2	
trans-1,2-Dichloroethene	ND	mg/kg	0.0043	0.00078	1		10/08/20 07:03	156-60-5	
Methylene Chloride	ND	mg/kg	0.017	0.00086	1		10/08/20 07:03	75-09-2	
Tetrachloroethene	ND	mg/kg	0.0043	0.00074	1		10/08/20 07:03	127-18-4	
1,1,1-Trichloroethane	ND	mg/kg	0.0043	0.00051	1		10/08/20 07:03	71-55-6	
Trichloroethene	ND	mg/kg	0.0043	0.00064	1		10/08/20 07:03	79-01-6	
Vinyl chloride	ND	mg/kg	0.0043	0.00038	1		10/08/20 07:03	75-01-4	
Surrogates									
Dibromofluoromethane (S)	112	%.	73-133		1		10/08/20 07:03	1868-53-7	
Toluene-d8 (S)	120	%.	73-130		1		10/08/20 07:03	2037-26-5	
4-Bromofluorobenzene (S)	73	%.	55-129		1		10/08/20 07:03	460-00-4	
Percent Moisture	Analytical Method: SM 2540G								
	Pace Analytical Services - Indianapolis								
Percent Moisture	**6.8**	%	0.10	0.10	1		10/08/20 12:54		N2

This report shall not be reproduced, except in full,
without the written consent of Pace Analytical Services, LLC.

10/26/20

Pace Analytical Services, LLC
7726 Moller Road
Indianapolis, IN 46268
(317)228-3100

ANALYTICAL RESULTS

Project: Former Amphenol Facility
Pace Project No.: 50269119

Sample: GP-58 SL (25.25-25.75) **Lab ID: 50269119020** Collected: 10/05/20 13:56 Received: 10/05/20 15:50 Matrix: Solid

Results reported on a "dry weight" basis and are adjusted for percent moisture, sample size and any dilutions.

Parameters	Results	Units	Report Limit	MDL	DF	Prepared	Analyzed	CAS No.	Qual
8260 MSV 5035A VOA	Analytical Method: EPA 8260								
	Pace Analytical Services - Indianapolis								
1,1-Dichloroethane	**0.0073**	mg/kg	0.0064	0.0010	1		10/08/20 07:37	75-34-3	
1,2-Dichloroethane	ND	mg/kg	0.0064	0.00069	1		10/08/20 07:37	107-06-2	
cis-1,2-Dichloroethene	ND	mg/kg	0.0064	0.00080	1		10/08/20 07:37	156-59-2	
trans-1,2-Dichloroethene	ND	mg/kg	0.0064	0.0012	1		10/08/20 07:37	156-60-5	
Methylene Chloride	ND	mg/kg	0.026	0.0013	1		10/08/20 07:37	75-09-2	
Tetrachloroethene	ND	mg/kg	0.0064	0.0011	1		10/08/20 07:37	127-18-4	
1,1,1-Trichloroethane	**0.013**	mg/kg	0.0064	0.00076	1		10/08/20 07:37	71-55-6	
Trichloroethene	ND	mg/kg	0.0064	0.00095	1		10/08/20 07:37	79-01-6	
Vinyl chloride	ND	mg/kg	0.0064	0.00056	1		10/08/20 07:37	75-01-4	
Surrogates									
Dibromofluoromethane (S)	107	%.	73-133		1		10/08/20 07:37	1868-53-7	
Toluene-d8 (S)	103	%.	73-130		1		10/08/20 07:37	2037-26-5	
4-Bromofluorobenzene (S)	86	%.	55-129		1		10/08/20 07:37	460-00-4	
Percent Moisture	Analytical Method: SM 2540G								
	Pace Analytical Services - Indianapolis								
Percent Moisture	**15.7**	%	0.10	0.10	1		10/08/20 12:54		N2

This report shall not be reproduced, except in full,
without the written consent of Pace Analytical Services, LLC.

10/26/20

Pace Analytical Services, LLC
7726 Moller Road
Indianapolis, IN 46268
(317)228-3100

ANALYTICAL RESULTS

Project: Former Amphenol Facility
Pace Project No.: 50269119

Sample: GP-58 SL (25-25.00) **Lab ID: 50269119021** Collected: 10/05/20 14:00 Received: 10/05/20 15:50 Matrix: Solid

Results reported on a "dry weight" basis and are adjusted for percent moisture, sample size and any dilutions.

Parameters	Results	Units	Report Limit	MDL	DF	Prepared	Analyzed	CAS No.	Qual
8260 MSV 5035A VOA	Analytical Method: EPA 8260								
	Pace Analytical Services - Indianapolis								
1,1-Dichloroethane	**0.0097**	mg/kg	0.0052	0.00084	1		10/08/20 08:12	75-34-3	
1,2-Dichloroethane	ND	mg/kg	0.0052	0.00057	1		10/08/20 08:12	107-06-2	
cis-1,2-Dichloroethene	ND	mg/kg	0.0052	0.00065	1		10/08/20 08:12	156-59-2	
trans-1,2-Dichloroethene	ND	mg/kg	0.0052	0.00095	1		10/08/20 08:12	156-60-5	
Methylene Chloride	ND	mg/kg	0.021	0.0010	1		10/08/20 08:12	75-09-2	
Tetrachloroethene	ND	mg/kg	0.0052	0.00090	1		10/08/20 08:12	127-18-4	
1,1,1-Trichloroethane	**0.013**	mg/kg	0.0052	0.00062	1		10/08/20 08:12	71-55-6	
Trichloroethene	ND	mg/kg	0.0052	0.00078	1		10/08/20 08:12	79-01-6	
Vinyl chloride	ND	mg/kg	0.0052	0.00046	1		10/08/20 08:12	75-01-4	
Surrogates									
Dibromofluoromethane (S)	110	%.	73-133		1		10/08/20 08:12	1868-53-7	
Toluene-d8 (S)	103	%.	73-130		1		10/08/20 08:12	2037-26-5	
4-Bromofluorobenzene (S)	85	%.	55-129		1		10/08/20 08:12	460-00-4	
Percent Moisture	Analytical Method: SM 2540G								
	Pace Analytical Services - Indianapolis								
Percent Moisture	**16.1**	%	0.10	0.10	1		10/08/20 12:54		N2

This report shall not be reproduced, except in full,
without the written consent of Pace Analytical Services, LLC.

10/26/20

Pace Analytical Services, LLC
7726 Moller Road
Indianapolis, IN 46268
(317)228-3100

ANALYTICAL RESULTS

Project: Former Amphenol Facility
Pace Project No.: 50269119

Sample: FD-1 SL **Lab ID: 50269119022** Collected: 10/05/20 08:00 Received: 10/05/20 15:50 Matrix: Solid

Results reported on a "dry weight" basis and are adjusted for percent moisture, sample size and any dilutions.

Parameters	Results	Units	Report Limit	MDL	DF	Prepared	Analyzed	CAS No.	Qual
8260 MSV 5035A VOA	Analytical Method: EPA 8260								
	Pace Analytical Services - Indianapolis								
1,1-Dichloroethane	ND	mg/kg	0.0041	0.00065	1		10/08/20 08:46	75-34-3	
1,2-Dichloroethane	ND	mg/kg	0.0041	0.00044	1		10/08/20 08:46	107-06-2	
cis-1,2-Dichloroethene	ND	mg/kg	0.0041	0.00051	1		10/08/20 08:46	156-59-2	
trans-1,2-Dichloroethene	ND	mg/kg	0.0041	0.00073	1		10/08/20 08:46	156-60-5	
Methylene Chloride	ND	mg/kg	0.016	0.00081	1		10/08/20 08:46	75-09-2	
Tetrachloroethene	**0.049**	mg/kg	0.0041	0.00070	1		10/08/20 08:46	127-18-4	
1,1,1-Trichloroethane	**0.0032J**	mg/kg	0.0041	0.00048	1		10/08/20 08:46	71-55-6	
Trichloroethene	**0.0029J** 0.004	mg/kg U	0.0041	0.00060	1		10/08/20 08:46	79-01-6	
Vinyl chloride	ND	mg/kg	0.0041	0.00036	1		10/08/20 08:46	75-01-4	
Surrogates									
Dibromofluoromethane (S)	110	%.	73-133		1		10/08/20 08:46	1868-53-7	
Toluene-d8 (S)	112	%.	73-130		1		10/08/20 08:46	2037-26-5	
4-Bromofluorobenzene (S)	76	%.	55-129		1		10/08/20 08:46	460-00-4	
Percent Moisture	Analytical Method: SM 2540G								
	Pace Analytical Services - Indianapolis								
Percent Moisture	**4.2**	%	0.10	0.10	1		10/08/20 12:54		N2

This report shall not be reproduced, except in full,
without the written consent of Pace Analytical Services, LLC.

10/26/20

Pace Analytical Services, LLC
7726 Moller Road
Indianapolis, IN 46268
(317)228-3100

ANALYTICAL RESULTS

Project: Former Amphenol Facility
Pace Project No.: 50269119

Sample: FD-4 SL **Lab ID: 50269119023** Collected: 10/05/20 08:00 Received: 10/05/20 15:50 Matrix: Solid

Results reported on a "dry weight" basis and are adjusted for percent moisture, sample size and any dilutions.

Parameters	Results	Units	Report Limit	MDL	DF	Prepared	Analyzed	CAS No.	Qual
8260 MSV 5035A VOA	Analytical Method: EPA 8260								
	Pace Analytical Services - Indianapolis								
1,1-Dichloroethane	ND	mg/kg	0.0050	0.00080	1		10/08/20 09:21	75-34-3	
1,2-Dichloroethane	ND	mg/kg	0.0050	0.00054	1		10/08/20 09:21	107-06-2	
cis-1,2-Dichloroethene	ND	mg/kg	0.0050	0.00062	1		10/08/20 09:21	156-59-2	
trans-1,2-Dichloroethene	ND	mg/kg	0.0050	0.00090	1		10/08/20 09:21	156-60-5	
Methylene Chloride	ND	mg/kg	0.020	0.00099	1		10/08/20 09:21	75-09-2	
Tetrachloroethene	ND	mg/kg	0.0050	0.00086	1		10/08/20 09:21	127-18-4	
1,1,1-Trichloroethane	**0.0042J**	mg/kg	0.0050	0.00059	1		10/08/20 09:21	71-55-6	
Trichloroethene	**0.00097J** 0.009	mg/kg U	0.0050	0.00074	1		10/08/20 09:21	79-01-6	
Vinyl chloride	ND	mg/kg	0.0050	0.00044	1		10/08/20 09:21	75-01-4	
Surrogates									
Dibromofluoromethane (S)	109	%.	73-133		1		10/08/20 09:21	1868-53-7	
Toluene-d8 (S)	101	%.	73-130		1		10/08/20 09:21	2037-26-5	
4-Bromofluorobenzene (S)	84	%.	55-129		1		10/08/20 09:21	460-00-4	
Percent Moisture	Analytical Method: SM 2540G								
	Pace Analytical Services - Indianapolis								
Percent Moisture	**14.5**	%	0.10	0.10	1		10/08/20 12:54		N2

This report shall not be reproduced, except in full,
without the written consent of Pace Analytical Services, LLC.

10/26/20

Pace Analytical Services, LLC
7726 Moller Road
Indianapolis, IN 46268
(317)228-3100

ANALYTICAL RESULTS

Project: Former Amphenol Facility
Pace Project No.: 50269119

Sample: TB-1 WT **Lab ID: 50269119024** Collected: 10/05/20 09:30 Received: 10/05/20 15:50 Matrix: Water

Parameters	Results	Units	Report Limit	MDL	DF	Prepared	Analyzed	CAS No.	Qual
8260/5030 MSV	Analytical Method: EPA 8260								
	Pace Analytical Services - Indianapolis								
1,1-Dichloroethane	ND	ug/L	5.0	0.26	1		10/08/20 18:17	75-34-3	
1,2-Dichloroethane	ND	ug/L	5.0	0.27	1		10/08/20 18:17	107-06-2	
cis-1,2-Dichloroethene	ND	ug/L	5.0	0.16	1		10/08/20 18:17	156-59-2	
trans-1,2-Dichloroethene	ND	ug/L	5.0	0.23	1		10/08/20 18:17	156-60-5	
Methylene Chloride	ND	ug/L	5.0	2.4	1		10/08/20 18:17	75-09-2	
Tetrachloroethene	ND	ug/L	5.0	0.22	1		10/08/20 18:17	127-18-4	
1,1,1-Trichloroethane	ND	ug/L	5.0	0.25	1		10/08/20 18:17	71-55-6	
Trichloroethene	ND	ug/L	5.0	0.26	1		10/08/20 18:17	79-01-6	
Vinyl chloride	ND	ug/L	2.0	0.13	1		10/08/20 18:17	75-01-4	
Surrogates									
Dibromofluoromethane (S)	97	%.	75-120		1		10/08/20 18:17	1868-53-7	
4-Bromofluorobenzene (S)	96	%.	85-116		1		10/08/20 18:17	460-00-4	
Toluene-d8 (S)	103	%.	83-111		1		10/08/20 18:17	2037-26-5	

This report shall not be reproduced, except in full,
without the written consent of Pace Analytical Services, LLC.

10/26/20

Pace Analytical Services, LLC
7726 Moller Road
Indianapolis, IN 46268
(317)228-3100

ANALYTICAL RESULTS

Project: Former Amphenol Facility
Pace Project No.: 50269119

Sample: EB-1 WT **Lab ID: 50269119025** Collected: 10/05/20 14:02 Received: 10/05/20 15:50 Matrix: Water

Parameters	Results	Units	Report Limit	MDL	DF	Prepared	Analyzed	CAS No.	Qual
8260/5030 MSV	Analytical Method: EPA 8260								
	Pace Analytical Services - Indianapolis								
1,1-Dichloroethane	ND	ug/L	5.0	0.26	1		10/08/20 18:42	75-34-3	
1,2-Dichloroethane	ND	ug/L	5.0	0.27	1		10/08/20 18:42	107-06-2	
cis-1,2-Dichloroethene	**0.37J**	ug/L	5.0	0.16	1		10/08/20 18:42	156-59-2	
trans-1,2-Dichloroethene	ND	ug/L	5.0	0.23	1		10/08/20 18:42	156-60-5	
Methylene Chloride	ND	ug/L	5.0	2.4	1		10/08/20 18:42	75-09-2	
Tetrachloroethene	ND	ug/L	5.0	0.22	1		10/08/20 18:42	127-18-4	
1,1,1-Trichloroethane	ND	ug/L	5.0	0.25	1		10/08/20 18:42	71-55-6	
Trichloroethene	**0.48J**	ug/L	5.0	0.26	1		10/08/20 18:42	79-01-6	
Vinyl chloride	ND	ug/L	2.0	0.13	1		10/08/20 18:42	75-01-4	
Surrogates									
Dibromofluoromethane (S)	95	%.	75-120		1		10/08/20 18:42	1868-53-7	
4-Bromofluorobenzene (S)	102	%.	85-116		1		10/08/20 18:42	460-00-4	
Toluene-d8 (S)	103	%.	83-111		1		10/08/20 18:42	2037-26-5	

This report shall not be reproduced, except in full,
without the written consent of Pace Analytical Services, LLC.

10/26/20

LDC #: 49464A1a

SDG #: 50269119

Laboratory: Pace Analytical Services, LLC

VALIDATION COMPLETENESS WORKSHEET

Level III/IV

Date: 10/23/20

Page: 1 of 2

Reviewer: SW

2nd Reviewer: [illegible]

METHOD: GC/MS Volatiles (EPA SW 846 Method 8260)

The samples listed below were reviewed for each of the following validation areas. Validation findings are noted in attached validation findings worksheets.

	Validation Area		Comments
I.	Sample receipt/Technical holding times	A, A	
II.	GC/MS Instrument performance check	A	
III.	Initial calibration/ICV	A, A	ICAL ≤ 20% r2 ICVE 30%
IV.	Continuing calibration	SW	CCV ≤ 20%
V.	Laboratory Blanks	SW	
VI.	Field blanks	SW	TB = *24 EB = 25
VII.	Surrogate spikes	A	
VIII.	Matrix spike/Matrix spike duplicates	SW	
IX.	Laboratory control samples	A	LCS
X.	Field duplicates	SW	D = /22 , /23
XI.	Internal standards	SW	
XII.	Compound quantitation RL/LOQ/LODs	A	Not reviewed for Level III validation.
XIII.	Target compound identification	A	Not reviewed for Level III validation.
XIV.	System performance	A	Not reviewed for Level III validation.
XV.	Overall assessment of data	A	

Note: A = Acceptable; N = Not provided/applicable; SW = See worksheet; * ND = No compounds detected; R = Rinsate; FB = Field blank; D = Duplicate; TB = Trip blank; EB = Equipment blank; SB=Source blank; OTHER:

** Indicates sample underwent Level IV validation

	Client ID	Lab ID	Matrix	Date
1 1	GP-54 SL (14.25-14.75)**	50269119001**	Soil	10/05/20
2 1	GP-54 SL (13.75-14.25)	50269119002	Soil	10/05/20
3 1	GP-54 SL (13-13.5)	50269119003	Soil	10/05/20
4 1	GP-54 SL (13.5-14)	50269119004	Soil	10/05/20
5 5	GP-55 SL (14-14.5)**	50269119005**	Soil	10/05/20
6 5	GP-55 SL (14.5-15)	50269119006	Soil	10/05/20
7 2	GP-55 SL (15-15.5)	50269119007	Soil	10/05/20
8 4	GP-55 SL (15.5-16)	50269119008	Soil	10/05/20
9 4	GP-56 SL (14.25-14.75)	50269119009	Soil	10/05/20
10 4	GP-56 SL (16-16.5)	50269119010	Soil	10/05/20
11 4	GP-56 SL (15.5-16)	50269119011	Soil	10/05/20
12 3	GP-56 SL (15-15.5)	50269119012	Soil	10/05/20
13 3	GP-57 SL (14.5-15)**	50269119013**	Soil	10/05/20
14 3	GP-57 SL (21.5-22)	50269119014	Soil	10/05/20

LDC #: 49464A1a

VALIDATION COMPLETENESS WORKSHEET

Level III/IV

SDG #: 50269119

Laboratory: Pace Analytical Services, LLC

Date: 10/23/20

Page: 2 of 2

Reviewer: SG

2nd Reviewer: [illegible]

METHOD: GC/MS Volatiles (EPA SW 846 Method 8260)

	Client ID	Lab ID	Matrix	Date
15 3	GP-57 SL (23-23.5)	50269119015	Soil	10/05/20
16 3	GP-57 SL (22.5-23)	50269119016	Soil	10/05/20
17 3	GP-58 SL (14.25-14.75)	50269119017	Soil	10/05/20
18 3	GP-58 SL (8-10)	50269119018	Soil	10/05/20
19 3	GP-58 SL (25.75-26.25)	50269119019	Soil	10/05/20
20 3	GP-58 SL (25.25-25.75)	50269119020	Soil	10/05/20
21 3	GP-58 SL (25-25.00)	50269119021	Soil	10/05/20
22 3	FD-1 SL D	50269119022	Soil	10/05/20
23 3	FD-4 SL D	50269119023	Soil	10/05/20
24 4	TB-1 WT	50269119024	Water	10/05/20
25 6	EB-1 WT	50269119025	Water	10/05/20
26 3	GP-56 SL (15-15.5)MS	50269119012MS	Soil	10/05/20
27 3	GP-56 SL (15-15.5)MSD	50269119012MSD	Soil	10/05/20
28				
29				
30				

Notes:

1	2702090 MB	5	2702111 MB				
2	2703421	6	2703372				
3	2702217						
4	2703416						

(Short list)

LDC #: 49964 A1a

VALIDATION FINDINGS CHECKLIST

Reviewer: JVG

Method: Volatiles (EPA SW 846 Method 8260C)

Validation Area	Yes	No	NA	Findings/Comments
I. Technical holding times				
Were all technical holding times met?	✓			
Was cooler temperature criteria met?	✓			
II. GC/MS Instrument performance check				
Were the BFB performance results reviewed and found to be within the specified criteria?	✓			
Were all samples analyzed within the 12 hour clock criteria?	✓			
IIIa. Initial calibration				
Did the laboratory perform a 5 point calibration prior to sample analysis?	✓			
Were all percent relative standard deviations (%RSD) ≤ 20% and relative response factors (RRF) within method criteria?	✓			
Was a curve fit used for evaluation? If yes, did the initial calibration meet the curve fit acceptance criteria of ≥ 0.990?	✓			
IIIb. Initial Calibration Verification				
Was an initial calibration verification standard analyzed after each initial calibration for each instrument?	✓			
Were all percent differences (%D) ≤ 30%?	✓			
IV. Continuing calibration				
Was a continuing calibration standard analyzed at least once every 12 hours for each instrument?	✓			
Were all percent differences (%D) ≤ 20% and relative response factors (RRF) within method criteria?		✓		
V. Laboratory Blanks				
Was a laboratory blank associated with every sample in this SDG?	✓			
Was a laboratory blank analyzed at least once every 12 hours for each matrix and concentration?	✓			
Was there contamination in the laboratory blanks?	✓			
VI. Field blanks				
Were field blanks were identified in this SDG?	✓			
Were target compounds detected in the field blanks?	✓			
VII. Surrogate spikes				
Were all surrogate percent recovery (%R) within QC limits?	✓			
If the percent recovery (%R) for one or more surrogates was out of QC limits, was a reanalysis performed to confirm samples with %R outside of criteria?			✓	
VIII. Matrix spike/Matrix spike duplicates				
Were matrix spike (MS) and matrix spike duplicate (MSD) analyzed in this SDG?	✓			
Were the MS/MSD percent recoveries (%R) and the relative percent differences (RPD) within the QC limits?		✓		

LDC #: 49464A1a

VALIDATION FINDINGS CHECKLIST

Reviewer: JVG

Validation Area	Yes	No	NA	Findings/Comments
IX. Laboratory control samples				
Was an LCS analyzed per analytical batch?	✓			
Were the LCS percent recoveries (%R) and relative percent difference (RPD) within the QC limits?	✓			
X. Field duplicates				
Were field duplicate pairs identified in this SDG?	✓			
Were target compounds detected in the field duplicates?	✓			
XI. Internal standards				
Were internal standard area counts within -50% to +100% of the associated calibration standard?			✓	
Were retention times within ± 30 seconds of the associated calibration standard?	✓			
XII. Compound quantitation				
Did the laboratory LOQs/RLs meet the QAPP LOQs/RLs?	✓			
Were the correct internal standard (IS), quantitation ion and relative response factor (RRF) used to quantitate the compound?	✓			
Were compound quantitation and RLs adjusted to reflect all sample dilutions and dry weight factors applicable to level IV validation?	✓			
XIII. Target compound identification				
Were relative retention times (RRT's) within ± 0.06 RRT units of the standard?	✓			
Did compound spectra meet specified EPA "Functional Guidelines" criteria?	✓			
Were chromatogram peaks verified and accounted for?	✓			
XIV. System performance				
System performance was found to be acceptable.	✓			
XV. Overall assessment of data				
Overall assessment of data was found to be acceptable.	✓			

LDC #: 49464A1a

VALIDATION FINDINGS WORKSHEET
Continuing Calibration

Page: 1 of 1
Reviewer: JVG

METHOD: GC/MS VOA (EPA SW 846 Method 8260C)

Please see qualifications below for all questions answered "N". Not applicable questions are identified as "N/A".

Y N N/A Was a continuing calibration standard analyzed at least once every 12 hours for each instrument?

Y N N/A Were percent differences (%D) ≤20 % and relative response factors (RRF) within the method criteria?

#	Date	Standard ID	Compound	Finding %D (Limit: ≤20.0%)	Finding RRF (Limit)	Associated Samples	Qualifications
	10/07/20	100720.B\A01CCV	C	35.3432		5, 6, MB5 (ND)	J/UJ/A
	10/08/20	A100820.B\A02	LCSSCCV C	29.8994		8-11, MB4 (ND)	↓

Note: * = Ave RRF failed method criteria but within validation criteria

LDC #: 49464 A1a

VALIDATION FINDINGS WORKSHEET
Blanks

Reviewer: JVG

METHOD: GC/MS VOA (EPA SW 846 Method 8260C)

Please see qualifications below for all questions answered "N". Not applicable questions are identified as "N/A".

Y N N/A Was a method blank associated with every sample in this SDG?
Y N N/A Was a method blank analyzed at least once every 12 hours for each matrix and concentration?
Y N N/A Was there contamination in the method blanks? If yes, please see the qualifications below.

Blank analysis date: 10/07/20
Conc. units: mg/kg
Associated Samples: 5 6

Compound	Blank ID	Sample Identification								
	2702 111 -	MB	5	6						
E	0.0031		0.0028/ 0.018U	0.0048/ 0.018U						

Blank analysis date:
Conc. units:
Associated Samples:

Compound	Blank ID	Sample Identification								

Common contaminants such as Methylene chloride, Acetone, 2-Butanone and Carbon disulfide that were detected in samples within ten times the associated blank concentration were qualified as not detected, "U". Other contaminants within five times the blank concentration were also qualified as not detected, "U".

LDC #: 49464 A1a

VALIDATION FINDINGS WORKSHEET
Field Blanks

Page: 1 of 1
Reviewer: JVG

METHOD: GC/MS VOA (EPA SW 846 Method 8260C)

Y N N/A Were field blanks identified in this SDG?
Y N N/A Were target compounds detected in the field blanks?
Blank units: mg/L **Associated sample units:** mg/kg
Sampling date: 10/05/20
Field blank type: (circle one) Field Blank / Rinsate / Trip Blank / Other:_____ Associated Samples: All S

Compound	Blank ID	Sample Identification								
	25		9	13	14	17	22	23		
<RL QQQ	0.37									
S	0.48		0.0012/0.0044U	0.0018/0.0041U	0.0028/0.0048U	0.00087/0.0053U	0.0029/0.0041U	0.00097/0.0050U		

Blank units:_____ **Associated sample units:**_____
Sampling date:_____
Field blank type: (circle one) Field Blank / Rinsate / Trip Blank / Other:_____ Associated Samples:_____

Compound	Blank ID	Sample Identification								

Common contaminants such as Methylene chloride, Acetone, 2-Butanone and Carbon disulfide that were detected in samples within ten times the associated field blank concentration were qualified as not detected, "U". Other contaminants within five times the field blank concentration were also qualified as not detected, "U".

LDC #: 49464A1a

VALIDATION FINDINGS WORKSHEET
Matrix Spike/Matrix Spike Duplicates

Reviewer: JVG

METHOD : GC/MS VOA (EPA SW 846 Method 8260C)

Please see qualifications below for all questions answered "N". Not applicable questions are identified as "N/A".

Y N N/A Were a matrix spike (MS) and matrix spike duplicate (MSD) analyzed for each matrix in this SDG? If no, indicate which matrix does not have an associated MS/MSD. Soil / Water.

Y N N/A Was a MS/MSD analyzed every 20 samples of each matrix?

Y N N/A Were the MS/MSD percent recoveries (%R) and the relative percent differences (RPD) within the QC limits?

#	MS/MSD ID	Compound	MS %R (Limits)	MSD %R (Limits)	RPD (Limits)	Associated Samples	Qualifications
	26/27	N	( )	-21 (48-141)	( )	12 (Det)	J/UJ/A
		I	( )	234 (22-160)	( )	↓ ↓	J dets/A
			( )	( )	( )		
			( )	( )	( )		
			( )	( )	( )		
			( )	( )	( )		
			( )	( )	( )		
			( )	( )	( )		
			( )	( )	( )		
			( )	( )	( )		
			( )	( )	( )		
			( )	( )	( )		
			( )	( )	( )		
			( )	( )	( )		
			( )	( )	( )		
			( )	( )	( )		
			( )	( )	( )		
			( )	( )	( )		
			( )	( )	( )		
			( )	( )	( )		
			( )	( )	( )		
			( )	( )	( )		

LDC #: 49464A1a

VALIDATION FINDINGS WORKSHEET
Field Duplicates

Reviewer: JVG

METHOD: GC/MS VOA (EPA SW 846 Method 8260C)

Compound	Concentration (mg/Kg)		RPD
	13	22	
AA	0.031	0.049	45
N	0.0016	0.0032	67
S	0.0018	0.0029	47

Compound	Concentration (mg/Kg)		RPD
	17	23	
AA	0.00096	0.0050U	NC
N	0.0039	0.0042	7
S	0.00087	0.00097	11

V:\Josephine\FIELD DUPLICATES\49464A1a iwm amphenol.wpd

LDC #: 49464 A1a

VALIDATION FINDINGS WORKSHEET
Internal Standards

Page: 1 of 1
Reviewer: JVG

METHOD: GC/MS VOA (EPA SW 846 Method 8260C)

Please see qualifications below for all questions answered "N". Not applicable questions are identified as "N/A".

Y (N) N/A Were all internal standard area counts within -50 to +100% of the associated calibration standard?

(Y) N N/A Were the retention times of the internal standards within +/- 30 seconds of the retention times of the associated calibration standard?

#	Date	Sample ID	Internal Standard	Area (Limits)	RT (Limits)	Qualifications
		8 (Det)	CBZ	77662 (87566 - 350264)		J/UJ/A
			↓			↓
		15 (ND)	↓	82487 (88196.5 - 352786)		
						(qual AA)

(BCM) = Bromochloromethane
(DFB) = 1,4-Difluorobenzene
(CBZ) = Chlorobenzene-d5
(PFB) = Pentafluorobenzene
(4DCB) = 1,4-Dichlorobenzene-d4
(2DCB) = 1,2-Dichlorobenzene-d4
(FBZ) = Fluorobenzene
(TBA) = Tert butyl alcohol-d9
(BUT) = 2-Butanone-d5

LDC #: 49464A1a

VALIDATION FINDINGS WORKSHEET
Initial Calibration Calculation Verification

Reviewer: JVG

METHOD: GC/MS VOA (EPA SW 846 Method 8260C)

The Relative Response Factor (RRF), average RRF, and percent relative standard deviation (%RSD) were recalculated for the compounds identified below using the following calculations:

$RRF = (A_x)(C_{is})/(A_{is})(C_x)$
average RRF = sum of the RRFs/number of standards
%RSD = 100 * (S/X)

A_x = Area of Compound
C_x = Concentration of compound,
S= Standard deviation of the RRFs,

A_{is} = Area of associated internal standard
C_{is} = Concentration of internal standard
X = Mean of the RRFs

#	Standard ID	Calibration Date	Compound (IS)	Reported RRF (RRF 50 std)	Recalculated RRF (RRF 50 std)	Reported Average RRF (Initial)	Recalculated Average RRF (Initial)	Reported %RSD	Recalculated %RSD
1	ICAL 50MV5A	9/1/2020	Trichloroethene (FBZ)	0.24505	0.24505	0.29479	0.29475	13.63	13.64
			Tetrachloroethene (CBZ)	0.41712	0.41712	0.46801	0.46801	11.96	11.96
2	ICAL 50MV5B	9/1/2020	Trichloroethene (FBZ)	0.28422	0.28422	0.28503	0.28503	5.84	5.84
			Tetrachloroethene (CBZ)	0.45109	0.45109	0.43740	0.43740	8.14	8.14
3	ICAL 50MV8	9/23/2020	Trichloroethene (FBZ)	1.39361	1.39361	1.56462	1.56462	17.13	17.13
			Tetrachloroethene (CBZ)	2.06653	2.06653	2.28904	2.28904	17.40	17.40

LDC # 49464A1a

VALIDATION FINDINGS WORKSHEET
Continuing Calibration Calculation Verification

Reviewer: JVG

METHOD: GC/MS VOA (EPA SW 846 Method 8260C)

The percent difference (%D) of the initial calibration average Relative Response Factors (RRFs) and the continuing calibration RRFs were recalculated for the compounds identified below using the following calculation:

% Difference = 100 * (ave. RRF - RRF)/ave. RRF
RRF = (Ax)(Cis)/(Ais)(Cx)

Where:
ave. RRF = initial calibration average RRF
RRF = continuing calibration RRF
Ax = Area of compound,
Cx = Concentration of compound,
Ais = Area of associated internal standarc
Cis = Concentration of internal standard

#	Standard ID	Calibration Date	Compound (IS)	Average RRF (Initial)	Reported RRF (CCV)	Recalculated RRF (CCV)	Reported % D	Recalculated %D
1	A100720.B\C01CCV 50MV5A	10/8/2020 0:07	Trichloroethene (FBZ)	0.29479	0.26318	0.26318	10.72	10.72
			Tetrachloroethene (CBZ)	0.46801	0.44495	0.44495	4.93	4.93
2	A100820.B\A02LCSSCCV 50MV5A	10/8/2020 12:59	Trichloroethene (FBZ)	0.29479	0.24154	0.24154	18.06	18.06
3	B100720.B\B01CCV 50MV5B	10/7/2020 12:17	Trichloroethene (FBZ)	0.28503	0.25488	0.25488	10.58	10.58
			Tetrachloroethene (CBZ)	0.43740	0.42816	0.42816	2.11	2.11
4	100720.B\A01CCV 50MV8	10/7/2020 10:15	Trichloroethene (FBZ)	1.56462	1.43146	1.43146	8.51	8.51
			Tetrachloroethene (CBZ)	2.28904	2.25381	2.25381	1.54	1.54

LDC #: 99464 A1a

VALIDATION FINDINGS WORKSHEET
Surrogate Results Verification

Reviewer: JVG

METHOD: GC/MS VOA (EPA SW 846 Method 8260C)

The percent recoveries (%R) of surrogates were recalculated for the compounds identified below using the following calculation:

% Recovery: SF/SS * 100

Where: SF = Surrogate Found
SS = Surrogate Spiked

Sample ID: #1

	Surrogate Spiked	Surrogate Found	Percent Recovery Reported	Percent Recovery Recalculated	Percent Difference
Dibromofluoromethane	50.0	53.95	108	108	0
1,2-Dichloroethane-d4					
Toluene-d8		64.47	129	129	
Bromofluorobenzene		33.93	68	68	

Sample ID:

	Surrogate Spiked	Surrogate Found	Percent Recovery Reported	Percent Recovery Recalculated	Percent Difference
Dibromofluoromethane					
1,2-Dichloroethane-d4					
Toluene-d8					
Bromofluorobenzene					

Sample ID:

	Surrogate Spiked	Surrogate Found	Percent Recovery Reported	Percent Recovery Recalculated	Percent Difference
Dibromofluoromethane					
1,2-Dichloroethane-d4					
Toluene-d8					
Bromofluorobenzene					

LDC #: 49464 A1a

VALIDATION FINDINGS WORKSHEET
Matrix Spike/Matrix Spike Duplicates Results Verification

Reviewer: JVG

METHOD: GC/MS VOA (EPA SW 846 Method 8260C)

The percent recoveries (%R) and Relative Percent Difference (RPD) of the matrix spike and matrix spike duplicate were recalculated for the compounds identified below using the following calculation:

% Recovery = 100 * (SSC - SC)/SA Where: SSC = Spiked sample concentration; SA = Spike added; SC = Sample concentration

RPD = I MSC - MSC I * 2/(MSC + MSDC) MSC = Matrix spike concentration MSDC = Matrix spike duplicate concentration

MS/MSD sample: 26/27

Compound	Spike Added (mg/kg)		Sample Concentration (mg/kg)	Spiked Sample Concentration (mg/kg)		Matrix Spike Percent Recovery		Matrix Spike Duplicate Percent Recovery		MS/MSD RPD	
	MS	MSD	------	MS	MSD	Reported	Recalc.	Reported	Recalc.	Reported	Recalc.
1,1-Dichloroethene	0.048	0.036	0.0046	0.046	0.089	87	86	234	23	63	64
Trichloroethene	↓	↓	0.016	0.050	0.026	72	71	27	28	65	63
Benzene											
Toluene											
Chlorobenzene											

Comments: Refer to Matrix Spike/Matrix Spike Duplicates findings worksheet for list of qualifications and associated samples when reported results do not agree within 10.0% of the recalculated results.

LDC #: 49464 A1a

VALIDATION FINDINGS WORKSHEET
Laboratory Control Sample Results Verification

Reviewer: JVG

METHOD: GC/MS VOA (EPA SW 846 Method 8260C)

The percent recoveries (%R) and Relative Percent Difference (RPD) of the laboratoy control sample and laboratory control sample duplicate (if applicable) were recalculated for the compounds identified below using the following calculation:

% Recovery = 100 * SSC/SA Where: SSC = Spiked sample concentration
SA = Spike added

RPD = I LCSC - LCSDC I * 2/(LCSC + LCSDC) LCSC = Laboratory control sample concentration LCSDC = Laboratory control sample duplicate concentration

LCS ID: 2702091 LCS

Compound	Spike Added (mg/kg)		Spiked Sample Concentration (mg/kg)		LCS Percent Recovery		LCSD Percent Recovery		LCS/LCSD RPD	
	LCS	LCSD	LCS	LCSD	Reported	Recalc.	Reported	Recalc.	Reported	Recalc.
1,1-Dichloroethene	0.05	NA	0.048	NA	95	96				
Trichloroethene	↓	↓	0.046	↓	93	92				
Benzene										
Toluene										
Chlorobenzene										

Comments: Refer to Laboratory Control Sample findings worksheet for list of qualifications and associated samples when reported results do not agree within 10.0% of the recalculated results.

LDC #: 49469A1a

VALIDATION FINDINGS WORKSHEET
Sample Calculation Verification

Reviewer: JVG

METHOD: GC/MS VOA (EPA SW 846 Method 8260C)

The concentration of the sample was calculated for the compound identified below using the following calculation:

$$\text{Concentration} = \frac{(A_x)(I_s)(DF)}{(A_{is})(RRF)(V_o)(\%S)}$$

A_x = Area of the characteristic ion (EICP) for the compound to be measured

A_{is} = Area of the characteristic ion (EICP) for the specific internal standard

I_s = Amount of internal standard added in nanograms (ng)

RRF = Relative response factor of the calibration standard.

V_o = Volume or weight of sample pruged in milliliters (ml) or grams (g).

Df = Dilution factor.

%S = Percent solids, applicable to soils and solid matrices only.

Example:

Sample I.D. 1, TCE

$$\text{Conc.} = \frac{(114305)(50)(5\text{ mL})(100)}{(212343)(0.29479)(5.991\text{g})(0.9327)(1000)}$$

= 8.1698

≈ 8.2 mg/kg

#	Sample ID	Compound	Reported Concentration ~~(ug/L)~~ mg/kg	Calculated Concentration ~~(ug/L)~~ mg/kg	Qualification
	1	TCE	8.2	8.2	-

LABORATORY DATA CONSULTANTS, INC.
2701 Loker Ave. West, Suite 220, Carlsbad, CA 92010 Bus: 760-827-1100 Fax: 760-827-1099

IWM Consulting Group
7428 Rockville Road
Indianapolis, IN 46214
ATTN: Brad Gentry
bgentry@iwmconsult.com

February 25, 2021

SUBJECT: Former Amphenol Facility, OnSite Soil_GP-59 to 64, Data Validation

Dear Mr. Gentry,

Enclosed are the final validation reports for the fraction listed below. These SDGs were received on January 29, 2021. Attachment 1 is a summary of the samples that were reviewed for each analysis.

LDC Project #50371:

SDG #	**Fraction:**
50277692, 50277843 50278041	Volatiles

The data validation was performed under Level III & IV guidelines. The analyses were validated using the following documents, as applicable to each method:

- On-Site Source Soil Investigation Work Plan, Franklin Power Products, Inc./Amphenol Corporation, Franklin, Indiana; Dec. 22, 2020
- Draft On-Site Source Soil Investigation Work Plan, Franklin Power Products, Inc./Amphenol Corporation, Franklin, Indiana; Jan. 4, 2021
- Design-Level Data Soil Investigation Work Plan, Franklin Power Products, Inc,/Amphenol Corporation, Franklin, Indiana; February 2019
- USEPA National Functional Guidelines for Organic Superfund Methods Data Review; January 2017
- EPA SW 846, Third Edition, Test Methods for Evaluating Solid Waste, update 1, July 1992; update IIA, August 1993; update II, September 1994; update IIB, January 1995; update III, December 1996; update IIIA, April 1998; IIIB, November 2004; update IV, February 2007; update V, July 2014

Please feel free to contact us if you have any questions.

Sincerely,

Pei Geng

Pei Geng
pgeng@lab-data.com
Project Manager/Senior Chemist

Email DVR/cc: cparks@iwmconsult.com

201 pages-DL

Attachment 1

90/10 Level III/IV LDC #50371 (IWM Consulting Group - Indianapolis, IN / Former Amphenol Facility, On-Site Soil)

LDC	SDG#	DATE REC'D	(3) DATE DUE	(9) VOA (8260)																																	
Matrix:	Water/Soil			W	S	W	S	W	S	W	S	W	S	W	S	W	S	W	S	W	S	W	S	W	S	W	S	W	S	W	S	W	S	W	S	W	S
A	50277692	01/29/21	02/22/21	2	28																																
B	50277843	01/29/21	02/22/21	2	40																																
C	50278041	01/29/21	02/22/21	2	25																																
C	50278041	01/29/21	02/22/21	0	10																																
Total	J/PG			6	103	0	0	0	0	0	0	0	0	0	0	0	0	0	0	0	0	0	0	0	0	0	0	0	0	0	0	0	0	0	0	0	109

Shaded cells indicate Level IV validation (all other cells are Level III validation). These counts do not include MS, MSD, Dups.

L:\IWM\Former Amphenol\50371ST-Onsite Soil.wpd

Laboratory Data Consultants, Inc.
Data Validation Report

Project/Site Name: Former Amphenol Facility, OnSite Soil_GP-59 to 64

LDC Report Date: February 18, 2021

Parameters: Volatiles

Validation Level: Level III

Laboratory: Pace Analytical Services, LLC

Sample Delivery Group (SDG): 50277692

Sample Identification	Laboratory Sample Identification	Matrix	Collection Date
GP-59 SL(13.75'-14.25')	50277692001	Soil	01/12/21
GP-59 SL(14.50'-15.00')	50277692002	Soil	01/12/21
GP-59 SL(24.50'-25.00')	50277692003	Soil	01/12/21
GP-59 SL(25.00'-25.50')	50277692004	Soil	01/12/21
GP-59 SL(26.00'-26.50')	50277692005	Soil	01/12/21
GP-60 SL(14.75'-15.25')	50277692006	Soil	01/12/21
GP-60 SL(18.75'-19.25')	50277692007	Soil	01/12/21
GP-60 SL(23.50'-24.00')	50277692008	Soil	01/12/21
GP-60 SL(24.00'-24.50')	50277692009	Soil	01/12/21
GP-61 SL(2.75'-3.25')	50277692010	Soil	01/12/21
GP-61 SL(12.50'-13.00')	50277692011	Soil	01/12/21
GP-61 SL(23.00'-23.50')	50277692012	Soil	01/12/21
GP-61 SL(23.50'-24.00')	50277692013	Soil	01/12/21
GP-62 SL(2.75'-3.25')	50277692014	Soil	01/12/21
GP-62 SL(17.75'-18.25')	50277692015	Soil	01/12/21
GP-62 SL(23.50'-24.00')	50277692016	Soil	01/12/21
GP-62 SL(24.00'-24.50')	50277692017	Soil	01/12/21
GP-63 SL(14.50'-15.00')	50277692018	Soil	01/12/21
GP-63 SL(15.75'-16.25')	50277692019	Soil	01/12/21
GP-63 SL(23.75'-24.25')	50277692020	Soil	01/12/21
GP-63 SL(24.25'-24.75')	50277692021	Soil	01/12/21
GP-64 SL(15.75'-16.25')	50277692022	Soil	01/13/21
GP-64 SL(23.50'-24.00')	50277692023	Soil	01/13/21
GP-64 SL(24.00'-24.50')	50277692024	Soil	01/13/21
GP-64 SL(24.50'-25.00')	50277692025	Soil	01/13/21
FD-1 SL	50277692026	Soil	01/12/21
FD-2 SL	50277692027	Soil	01/12/21

Sample Identification	Laboratory Sample Identification	Matrix	Collection Date
FD-3 SL	50277692028	Soil	01/13/21
TB-1	50277692029	Water	01/12/21
EB-1	50277692030	Water	01/13/21
GP-61 SL(23.50'-24.00')MS	50277692013MS	Soil	01/12/21
GP-61 SL(23.50'-24.00')MSD	50277692013MSD	Soil	01/12/21

Introduction

This Data Validation Report (DVR) presents data validation findings and results for the associated samples listed on the cover page. Data validation was performed in accordance with the cover page. Data validation was performed in accordance with the On-Site Source Soil Investigation Work Plan, Franklin Power Products, Inc./Amphenol Corporation, Franklin, Indiana (Dec 22 2020), Draft On-Site Source Soil Investigation Work Plan, Franklin Power Products, Inc./Amphenol Corporation, Franklin, Indiana (Jan 4 2021), the Design-Level Data Soil Investigation Work Plan, Franklin Power Products, Inc./Amphenol Corporation, Franklin, Indiana (February 2019), and a modified outline of the USEPA National Functional Guidelines (NFG) for Organic Superfund Methods Data Review (January 2017). Where specific guidance was not available, the data has been evaluated in a conservative manner consistent with industry standards using professional experience.

The analyses were performed by the following method:

Volatile Organic Compounds (VOCs) by Environmental Protection Agency (EPA) SW 846 Method 8260C

All sample results were subjected to Level III data validation, which comprises an evaluation of quality control (QC) summary results.

The following are definitions of the data qualifiers utilized during data validation:

J (Estimated): The compound or analyte was analyzed for and positively identified by the laboratory; however the reported concentration is estimated due to non-conformances discovered during data validation.

U (Non-detected): The compound or analyte was analyzed for and positively identified by the laboratory; however the compound or analyte should be considered non-detected at the reported concentration due to the presence of contaminants detected in the associated blank(s).

UJ (Non-detected estimated): The compound or analyte was reported as not detected by the laboratory; however the reported quantitation/detection limit is estimated due to non-conformances discovered during data validation.

R (Rejected): The sample results were rejected due to gross non-conformances discovered during data validation. Data qualified as rejected is not usable.

NA (Not Applicable): The non-conformance discovered during data validation demonstrates a high bias, while the affected compound or analyte in the associated sample(s) was reported as not detected by the laboratory and did not warrant the qualification of the data.

A qualification summary table is provided at the end of this report if data has been qualified. Flags are classified as P (protocol) or A (advisory) to indicate whether the flag

I. Sample Receipt and Technical Holding Times

All samples were received in good condition.

All technical holding time requirements were met.

II. GC/MS Instrument Performance Check

A bromofluorobenzene (BFB) tune was performed at 12 hour intervals.

All ion abundance requirements were met.

III. Initial Calibration and Initial Calibration Verification

An initial calibration was performed as required by the method.

For compounds where average relative response factors (RRFs) were utilized, the percent relative standard deviations (%RSD) were less than or equal to 20.0%.

In the case where the laboratory used a calibration curve to evaluate the compounds, all coefficients of determination (r^2) were greater than or equal to 0.990.

Average relative response factors (RRF) for all compounds were within validation criteria.

The percent differences (%D) of the initial calibration verification (ICV) standard were less than or equal to 30.0% for all compounds.

IV. Continuing Calibration

Continuing calibration was performed at the required frequencies.

The percent differences (%D) were less than or equal to 20.0% for all compounds with the following exceptions:

Date	Compound	%D	Associated Samples	Flag	A or P
01/14/21	Tetrachloroethene	27.3828	GP-59 SL(13.75'-14.25') GP-59 SL(14.50'-15.00') GP-59 SL(24.50'-25.00') GP-59 SL(25.00'-25.50') GP-59 SL(26.00'-26.50') GP-60 SL(14.75'-15.25') GP-60 SL(18.75'-19.25') GP-60 SL(23.50'-24.00') GP-60 SL(24.00'-24.50')	J (all detects) UJ (all non-detects)	A

Date	Compound	%D	Associated Samples	Flag	A or P
01/14/21	cis-1,2-Dichloroethene trans-1,2-Dichloroethene Methylene chloride Tetrachloroethene 1,1,1-Trichloroethane	25.0895 24.7585 25.4894 40.6567 32.8253	GP-63 SL(14.50'-15.00') GP-63 SL(15.75'-16.25') GP-63 SL(23.75'-24.25') GP-63 SL(24.25'-24.75') GP-64 SL(15.75'-16.25') GP-64 SL(24.50'-25.00') FD-1 SL FD-2 SL	J (all detects) UJ (all non-detects)	A

All of the continuing calibration relative response factors (RRF) were within validation criteria.

V. Laboratory Blanks

Laboratory blanks were analyzed as required by the method. No contaminants were found in the laboratory blanks.

VI. Field Blanks

Sample TB-1 was identified as a trip blank. No contaminants were found.

Sample EB-1 was identified as an equipment blank. No contaminants were found.

VII. Surrogates

Surrogates were added to all samples as required by the method. All surrogate recoveries (%R) were within QC limits.

VIII. Matrix Spike/Matrix Spike Duplicates

Matrix spike (MS) and matrix spike duplicate (MSD) sample analysis was performed on an associated project sample. Percent recoveries (%R) were within QC limits. Relative percent differences (RPD) were within QC limits.

IX. Laboratory Control Samples

Laboratory control samples (LCS) were analyzed as required by the method. Percent recoveries (%R) were within QC limits with the following exceptions:

LCS ID (Associated Samples)	Compound	%R (Limits)	Flag	A or P
2777797LCS (GP-59 SL(13.75'-14.25') GP-59 SL(14.50'-15.00') GP-60 SL(14.75'-15.25'))	Tetrachloroethene	123 (59-119)	J (all detects)	P

LCS ID (Associated Samples)	Compound	%R (Limits)	Flag	A or P
2777797LCS (GP-59 SL(24.50'-25.00') GP-59 SL(25.00'-25.50') GP-59 SL(26.00'-26.50') GP-60 SL(18.75'-19.25') GP-60 SL(23.50'-24.00') GP-60 SL(24.00'-24.50'))	Tetrachloroethene	123 (59-119)	NA	-

X. Field Duplicates

Samples GP-59 SL(24.50'-25.00') and FD-1 SL, samples GP-63 SL(23.75'-24.25') and FD-2 SL, and samples GP-64 SL(24.00'-24.50') and FD-3 SL were identified as field duplicates. No results were detected in any of the samples with the following exceptions:

Compound	Concentration (mg/Kg)		RPD
	GP-63 SL(23.75'-24.25')	FD-2 SL	
1,1,1-Trichloroethane	0.0061	0.018	99

Compound	Concentration (mg/Kg)		RPD
	GP-64 SL(24.00'-24.50')	FD-3 SL	
Tetrachloroethene	14.7	24.0	48
Trichloroethene	15.9	11.8	30

XI. Internal Standards

All internal standard areas and retention times were within QC limits.

XII. Compound Quantitation

Raw data were not reviewed for Level III validation.

XIII. Target Compound Identifications

Raw data were not reviewed for Level III validation.

XIV. System Performance

Raw data were not reviewed for Level III validation.

XV. Overall Assessment of Data

The analysis was conducted within all specifications of the method. No results were rejected in this SDG.

Due to continuing calibration %D and LCS %R, data were qualified as estimated in seventeen samples.

The quality control criteria reviewed, other than those discussed above, were met and are considered acceptable.

Former Amphenol Facility, OnSite Soil_GP-59 to 64
Volatiles - Data Qualification Summary - SDG 50277692

Sample	Compound	Flag	A or P	Reason
GP-59 SL(13.75'-14.25') GP-59 SL(14.50'-15.00') GP-59 SL(24.50'-25.00') GP-59 SL(25.00'-25.50') GP-59 SL(26.00'-26.50') GP-60 SL(14.75'-15.25') GP-60 SL(18.75'-19.25') GP-60 SL(23.50'-24.00') GP-60 SL(24.00'-24.50')	Tetrachloroethene	J (all detects) UJ (all non-detects)	A	Continuing calibration (%D)
GP-63 SL(14.50'-15.00') GP-63 SL(15.75'-16.25') GP-63 SL(23.75'-24.25') GP-63 SL(24.25'-24.75') GP-64 SL(15.75'-16.25') GP-64 SL(24.50'-25.00') FD-1 SL FD-2 SL	cis-1,2-Dichloroethene trans-1,2-Dichloroethene Methylene chloride Tetrachloroethene 1,1,1-Trichloroethane	J (all detects) UJ (all non-detects)	A	Continuing calibration (%D)
GP-59 SL(13.75'-14.25') GP-59 SL(14.50'-15.00') GP-60 SL(14.75'-15.25')	Tetrachloroethene	J (all detects)	P	Laboratory control samples (%R)

Former Amphenol Facility, OnSite Soil_GP-59 to 64
Volatiles - Laboratory Blank Data Qualification Summary - SDG 50277692

No Sample Data Qualified in this SDG

Former Amphenol Facility, OnSite Soil_GP-59 to 64
Volatiles - Field Blank Data Qualification Summary - SDG 50277692

No Sample Data Qualified in this SDG

Pace Analytical Services, LLC
7726 Moller Road
Indianapolis, IN 46268
(317)228-3100

ANALYTICAL RESULTS

Project: Amphenol
Pace Project No.: 50277692

Sample: GP-59 SL(13.75'-14.25') **Lab ID: 50277692001** Collected: 01/12/21 17:50 Received: 01/13/21 12:55 Matrix: Solid

Results reported on a "dry weight" basis and are adjusted for percent moisture, sample size and any dilutions.

Parameters	Results	Units	Report Limit	DF	Prepared	Analyzed	CAS No.	Qual
8260 MSV 5035A VOA	Analytical Method: EPA 8260							
	Pace Analytical Services - Indianapolis							
1,1-Dichloroethane	ND	mg/kg	0.0053	1		01/14/21 18:08	75-34-3	
1,2-Dichloroethane	ND	mg/kg	0.0053	1		01/14/21 18:08	107-06-2	
cis-1,2-Dichloroethene	ND	mg/kg	0.0053	1		01/14/21 18:08	156-59-2	
trans-1,2-Dichloroethene	ND	mg/kg	0.0053	1		01/14/21 18:08	156-60-5	
Methylene Chloride	ND	mg/kg	0.021	1		01/14/21 18:08	75-09-2	
Tetrachloroethene	**0.025** J	mg/kg	0.0057	1		01/19/21 11:29	127-18-4	
1,1,1-Trichloroethane	ND	mg/kg	0.0053	1		01/14/21 18:08	71-55-6	
Trichloroethene	ND	mg/kg	0.0053	1		01/14/21 18:08	79-01-6	
Vinyl chloride	ND	mg/kg	0.0053	1		01/14/21 18:08	75-01-4	
Surrogates								
Dibromofluoromethane (S)	120	%.	73-133	1		01/14/21 18:08	1868-53-7	
Toluene-d8 (S)	101	%.	73-130	1		01/14/21 18:08	2037-26-5	
4-Bromofluorobenzene (S)	82	%.	55-129	1		01/14/21 18:08	460-00-4	
Percent Moisture	Analytical Method: SM 2540G							
	Pace Analytical Services - Indianapolis							
Percent Moisture	**5.2**	%	0.10	1		01/15/21 13:23		N2

Pace Analytical Services, LLC
7726 Moller Road
Indianapolis, IN 46268
(317)228-3100

ANALYTICAL RESULTS

Project: Amphenol
Pace Project No.: 50277692

Sample: GP-59 SL(14.50'-15.00') **Lab ID: 50277692002** Collected: 01/12/21 17:55 Received: 01/13/21 12:55 Matrix: Solid

Results reported on a "dry weight" basis and are adjusted for percent moisture, sample size and any dilutions.

Parameters	Results	Units	Report Limit	DF	Prepared	Analyzed	CAS No.	Qual
8260 MSV 5035A VOA	Analytical Method: EPA 8260							
	Pace Analytical Services - Indianapolis							
1,1-Dichloroethane	ND	mg/kg	0.0047	1		01/14/21 18:43	75-34-3	
1,2-Dichloroethane	ND	mg/kg	0.0047	1		01/14/21 18:43	107-06-2	
cis-1,2-Dichloroethene	ND	mg/kg	0.0047	1		01/14/21 18:43	156-59-2	
trans-1,2-Dichloroethene	ND	mg/kg	0.0047	1		01/14/21 18:43	156-60-5	
Methylene Chloride	ND	mg/kg	0.019	1		01/14/21 18:43	75-09-2	
Tetrachloroethene	**0.031** J	mg/kg	0.0058	1		01/19/21 05:47	127-18-4	
1,1,1-Trichloroethane	ND	mg/kg	0.0047	1		01/14/21 18:43	71-55-6	
Trichloroethene	ND	mg/kg	0.0047	1		01/14/21 18:43	79-01-6	
Vinyl chloride	ND	mg/kg	0.0047	1		01/14/21 18:43	75-01-4	
Surrogates								
Dibromofluoromethane (S)	122	%.	73-133	1		01/14/21 18:43	1868-53-7	
Toluene-d8 (S)	100	%.	73-130	1		01/14/21 18:43	2037-26-5	
4-Bromofluorobenzene (S)	83	%.	55-129	1		01/14/21 18:43	460-00-4	
Percent Moisture	Analytical Method: SM 2540G							
	Pace Analytical Services - Indianapolis							
Percent Moisture	**7.3**	%	0.10	1		01/15/21 13:24		N2

Pace Analytical Services, LLC
7726 Moller Road
Indianapolis, IN 46268
(317)228-3100

ANALYTICAL RESULTS

Project: Amphenol
Pace Project No.: 50277692

Sample: GP-59 SL(24.50'-25.00') **Lab ID: 50277692003** Collected: 01/12/21 18:05 Received: 01/13/21 12:55 Matrix: Solid

Results reported on a "dry weight" basis and are adjusted for percent moisture, sample size and any dilutions.

Parameters	Results	Units	Report Limit	DF	Prepared	Analyzed	CAS No.	Qual
8260 MSV 5035A VOA	Analytical Method: EPA 8260							
	Pace Analytical Services - Indianapolis							
1,1-Dichloroethane	ND	mg/kg	0.0054	1		01/14/21 19:17	75-34-3	
1,2-Dichloroethane	ND	mg/kg	0.0054	1		01/14/21 19:17	107-06-2	
cis-1,2-Dichloroethene	ND	mg/kg	0.0054	1		01/14/21 19:17	156-59-2	
trans-1,2-Dichloroethene	ND	mg/kg	0.0054	1		01/14/21 19:17	156-60-5	
Methylene Chloride	ND	mg/kg	0.022	1		01/14/21 19:17	75-09-2	
Tetrachloroethene	ND UJ	mg/kg	0.0054	1		01/14/21 19:17	127-18-4	L1
1,1,1-Trichloroethane	ND	mg/kg	0.0054	1		01/14/21 19:17	71-55-6	
Trichloroethene	ND	mg/kg	0.0054	1		01/14/21 19:17	79-01-6	
Vinyl chloride	ND	mg/kg	0.0054	1		01/14/21 19:17	75-01-4	
Surrogates								
Dibromofluoromethane (S)	121	%.	73-133	1		01/14/21 19:17	1868-53-7	
Toluene-d8 (S)	102	%.	73-130	1		01/14/21 19:17	2037-26-5	
4-Bromofluorobenzene (S)	82	%.	55-129	1		01/14/21 19:17	460-00-4	
Percent Moisture	Analytical Method: SM 2540G							
	Pace Analytical Services - Indianapolis							
Percent Moisture	**13.4**	%	0.10	1		01/15/21 13:24		N2

Pace Analytical Services, LLC
7726 Moller Road
Indianapolis, IN 46268
(317)228-3100

ANALYTICAL RESULTS

Project: Amphenol
Pace Project No.: 50277692

Sample: GP-59 SL(25.00'-25.50') **Lab ID: 50277692004** Collected: 01/12/21 18:30 Received: 01/13/21 12:55 Matrix: Solid

Results reported on a "dry weight" basis and are adjusted for percent moisture, sample size and any dilutions.

Parameters	Results	Units	Report Limit	DF	Prepared	Analyzed	CAS No.	Qual
8260 MSV 5035A VOA	Analytical Method: EPA 8260							
	Pace Analytical Services - Indianapolis							
1,1-Dichloroethane	ND	mg/kg	0.0052	1		01/14/21 19:52	75-34-3	
1,2-Dichloroethane	ND	mg/kg	0.0052	1		01/14/21 19:52	107-06-2	
cis-1,2-Dichloroethene	ND	mg/kg	0.0052	1		01/14/21 19:52	156-59-2	
trans-1,2-Dichloroethene	ND	mg/kg	0.0052	1		01/14/21 19:52	156-60-5	
Methylene Chloride	ND	mg/kg	0.021	1		01/14/21 19:52	75-09-2	
Tetrachloroethene	ND UJ	mg/kg	0.0052	1		01/14/21 19:52	127-18-4	L1
1,1,1-Trichloroethane	ND	mg/kg	0.0052	1		01/14/21 19:52	71-55-6	
Trichloroethene	ND	mg/kg	0.0052	1		01/14/21 19:52	79-01-6	
Vinyl chloride	ND	mg/kg	0.0052	1		01/14/21 19:52	75-01-4	
Surrogates								
Dibromofluoromethane (S)	124	%.	73-133	1		01/14/21 19:52	1868-53-7	
Toluene-d8 (S)	118	%.	73-130	1		01/14/21 19:52	2037-26-5	
4-Bromofluorobenzene (S)	70	%.	55-129	1		01/14/21 19:52	460-00-4	
Percent Moisture	Analytical Method: SM 2540G							
	Pace Analytical Services - Indianapolis							
Percent Moisture	**6.7**	%	0.10	1		01/15/21 13:24		N2

Pace Analytical Services, LLC
7726 Moller Road
Indianapolis, IN 46268
(317)228-3100

ANALYTICAL RESULTS

Project: Amphenol
Pace Project No.: 50277692

Sample: GP-59 SL(26.00'-26.50') **Lab ID: 50277692005** Collected: 01/12/21 18:35 Received: 01/13/21 12:55 Matrix: Solid

Results reported on a "dry weight" basis and are adjusted for percent moisture, sample size and any dilutions.

Parameters	Results	Units	Report Limit	DF	Prepared	Analyzed	CAS No.	Qual
8260 MSV 5035A VOA	Analytical Method: EPA 8260							
	Pace Analytical Services - Indianapolis							
1,1-Dichloroethane	ND	mg/kg	0.0052	1		01/14/21 20:26	75-34-3	
1,2-Dichloroethane	ND	mg/kg	0.0052	1		01/14/21 20:26	107-06-2	
cis-1,2-Dichloroethene	ND	mg/kg	0.0052	1		01/14/21 20:26	156-59-2	
trans-1,2-Dichloroethene	ND	mg/kg	0.0052	1		01/14/21 20:26	156-60-5	
Methylene Chloride	ND	mg/kg	0.021	1		01/14/21 20:26	75-09-2	
Tetrachloroethene	ND UJ	mg/kg	0.0052	1		01/14/21 20:26	127-18-4	L1
1,1,1-Trichloroethane	ND	mg/kg	0.0052	1		01/14/21 20:26	71-55-6	
Trichloroethene	ND	mg/kg	0.0052	1		01/14/21 20:26	79-01-6	
Vinyl chloride	ND	mg/kg	0.0052	1		01/14/21 20:26	75-01-4	
Surrogates								
Dibromofluoromethane (S)	127	%.	73-133	1		01/14/21 20:26	1868-53-7	
Toluene-d8 (S)	117	%.	73-130	1		01/14/21 20:26	2037-26-5	
4-Bromofluorobenzene (S)	68	%.	55-129	1		01/14/21 20:26	460-00-4	
Percent Moisture	Analytical Method: SM 2540G							
	Pace Analytical Services - Indianapolis							
Percent Moisture	**6.5**	%	0.10	1		01/15/21 13:24		N2

Pace Analytical Services, LLC
7726 Moller Road
Indianapolis, IN 46268
(317)228-3100

ANALYTICAL RESULTS

Project: Amphenol
Pace Project No.: 50277692

Sample: GP-60 SL(14.75'-15.25') **Lab ID: 50277692006** Collected: 01/12/21 19:30 Received: 01/13/21 12:55 Matrix: Solid

Results reported on a "dry weight" basis and are adjusted for percent moisture, sample size and any dilutions.

Parameters	Results	Units	Report Limit	DF	Prepared	Analyzed	CAS No.	Qual
8260 MSV 5035A VOA	Analytical Method: EPA 8260							
	Pace Analytical Services - Indianapolis							
1,1-Dichloroethane	ND	mg/kg	0.0055	1		01/14/21 21:01	75-34-3	
1,2-Dichloroethane	ND	mg/kg	0.0055	1		01/14/21 21:01	107-06-2	
cis-1,2-Dichloroethene	ND	mg/kg	0.0055	1		01/14/21 21:01	156-59-2	
trans-1,2-Dichloroethene	ND	mg/kg	0.0055	1		01/14/21 21:01	156-60-5	
Methylene Chloride	ND	mg/kg	0.022	1		01/14/21 21:01	75-09-2	
Tetrachloroethene	**0.10** J	mg/kg	0.0060	1		01/19/21 06:12	127-18-4	
1,1,1-Trichloroethane	ND	mg/kg	0.0055	1		01/14/21 21:01	71-55-6	
Trichloroethene	ND	mg/kg	0.0055	1		01/14/21 21:01	79-01-6	
Vinyl chloride	ND	mg/kg	0.0055	1		01/14/21 21:01	75-01-4	
Surrogates								
Dibromofluoromethane (S)	122	%.	73-133	1		01/14/21 21:01	1868-53-7	
Toluene-d8 (S)	108	%.	73-130	1		01/14/21 21:01	2037-26-5	
4-Bromofluorobenzene (S)	75	%.	55-129	1		01/14/21 21:01	460-00-4	
Percent Moisture	Analytical Method: SM 2540G							
	Pace Analytical Services - Indianapolis							
Percent Moisture	**8.1**	%	0.10	1		01/15/21 13:24		N2

Pace Analytical Services, LLC
7726 Moller Road
Indianapolis, IN 46268
(317)228-3100

ANALYTICAL RESULTS

Project: Amphenol
Pace Project No.: 50277692

Sample: GP-60 SL(18.75'-19.25') **Lab ID: 50277692007** Collected: 01/12/21 19:35 Received: 01/13/21 12:55 Matrix: Solid

Results reported on a "dry weight" basis and are adjusted for percent moisture, sample size and any dilutions.

Parameters	Results	Units	Report Limit	DF	Prepared	Analyzed	CAS No.	Qual
8260 MSV 5035A VOA	Analytical Method: EPA 8260							
	Pace Analytical Services - Indianapolis							
1,1-Dichloroethane	ND	mg/kg	0.0049	1		01/14/21 21:34	75-34-3	
1,2-Dichloroethane	ND	mg/kg	0.0049	1		01/14/21 21:34	107-06-2	
cis-1,2-Dichloroethene	ND	mg/kg	0.0049	1		01/14/21 21:34	156-59-2	
trans-1,2-Dichloroethene	ND	mg/kg	0.0049	1		01/14/21 21:34	156-60-5	
Methylene Chloride	ND	mg/kg	0.020	1		01/14/21 21:34	75-09-2	
Tetrachloroethene	ND UJ	mg/kg	0.0049	1		01/14/21 21:34	127-18-4	L1
1,1,1-Trichloroethane	ND	mg/kg	0.0049	1		01/14/21 21:34	71-55-6	
Trichloroethene	ND	mg/kg	0.0049	1		01/14/21 21:34	79-01-6	
Vinyl chloride	ND	mg/kg	0.0049	1		01/14/21 21:34	75-01-4	
Surrogates								
Dibromofluoromethane (S)	122	%.	73-133	1		01/14/21 21:34	1868-53-7	
Toluene-d8 (S)	102	%.	73-130	1		01/14/21 21:34	2037-26-5	
4-Bromofluorobenzene (S)	85	%.	55-129	1		01/14/21 21:34	460-00-4	
Percent Moisture	Analytical Method: SM 2540G							
	Pace Analytical Services - Indianapolis							
Percent Moisture	**15.8**	%	0.10	1		01/15/21 13:24		N2

Pace Analytical Services, LLC
7726 Moller Road
Indianapolis, IN 46268
(317)228-3100

ANALYTICAL RESULTS

Project: Amphenol
Pace Project No.: 50277692

Sample: GP-60 SL(23.50'-24.00') **Lab ID: 50277692008** Collected: 01/12/21 19:50 Received: 01/13/21 12:55 Matrix: Solid

Results reported on a "dry weight" basis and are adjusted for percent moisture, sample size and any dilutions.

Parameters	Results	Units	Report Limit	DF	Prepared	Analyzed	CAS No.	Qual
8260 MSV 5035A VOA	Analytical Method: EPA 8260							
	Pace Analytical Services - Indianapolis							
1,1-Dichloroethane	ND	mg/kg	0.0051	1		01/14/21 22:09	75-34-3	
1,2-Dichloroethane	ND	mg/kg	0.0051	1		01/14/21 22:09	107-06-2	
cis-1,2-Dichloroethene	ND	mg/kg	0.0051	1		01/14/21 22:09	156-59-2	
trans-1,2-Dichloroethene	ND	mg/kg	0.0051	1		01/14/21 22:09	156-60-5	
Methylene Chloride	ND	mg/kg	0.021	1		01/14/21 22:09	75-09-2	
Tetrachloroethene	ND UJ	mg/kg	0.0051	1		01/14/21 22:09	127-18-4	L1
1,1,1-Trichloroethane	**0.0058**	mg/kg	0.0051	1		01/14/21 22:09	71-55-6	
Trichloroethene	ND	mg/kg	0.0051	1		01/14/21 22:09	79-01-6	
Vinyl chloride	ND	mg/kg	0.0051	1		01/14/21 22:09	75-01-4	
Surrogates								
Dibromofluoromethane (S)	124	%.	73-133	1		01/14/21 22:09	1868-53-7	
Toluene-d8 (S)	113	%.	73-130	1		01/14/21 22:09	2037-26-5	
4-Bromofluorobenzene (S)	73	%.	55-129	1		01/14/21 22:09	460-00-4	
Percent Moisture	Analytical Method: SM 2540G							
	Pace Analytical Services - Indianapolis							
Percent Moisture	**15.1**	%	0.10	1		01/15/21 13:24		N2

Pace Analytical Services, LLC
7726 Moller Road
Indianapolis, IN 46268
(317)228-3100

ANALYTICAL RESULTS

Project: Amphenol
Pace Project No.: 50277692

Sample: GP-60 SL(24.00'-24.50') **Lab ID: 50277692009** Collected: 01/12/21 19:55 Received: 01/13/21 12:55 Matrix: Solid

Results reported on a "dry weight" basis and are adjusted for percent moisture, sample size and any dilutions.

Parameters	Results	Units	Report Limit	DF	Prepared	Analyzed	CAS No.	Qual
8260 MSV 5035A VOA	Analytical Method: EPA 8260							
	Pace Analytical Services - Indianapolis							
1,1-Dichloroethane	ND	mg/kg	0.0058	1		01/14/21 22:44	75-34-3	
1,2-Dichloroethane	ND	mg/kg	0.0058	1		01/14/21 22:44	107-06-2	
cis-1,2-Dichloroethene	ND	mg/kg	0.0058	1		01/14/21 22:44	156-59-2	
trans-1,2-Dichloroethene	ND	mg/kg	0.0058	1		01/14/21 22:44	156-60-5	
Methylene Chloride	ND	mg/kg	0.023	1		01/14/21 22:44	75-09-2	
Tetrachloroethene	ND UJ	mg/kg	0.0058	1		01/14/21 22:44	127-18-4	L1
1,1,1-Trichloroethane	**0.0072**	mg/kg	0.0058	1		01/14/21 22:44	71-55-6	
Trichloroethene	ND	mg/kg	0.0058	1		01/14/21 22:44	79-01-6	
Vinyl chloride	ND	mg/kg	0.0058	1		01/14/21 22:44	75-01-4	
Surrogates								
Dibromofluoromethane (S)	123	%.	73-133	1		01/14/21 22:44	1868-53-7	
Toluene-d8 (S)	108	%.	73-130	1		01/14/21 22:44	2037-26-5	
4-Bromofluorobenzene (S)	73	%.	55-129	1		01/14/21 22:44	460-00-4	
Percent Moisture	Analytical Method: SM 2540G							
	Pace Analytical Services - Indianapolis							
Percent Moisture	**8.6**	%	0.10	1		01/15/21 13:25		N2

Pace Analytical Services, LLC
7726 Moller Road
Indianapolis, IN 46268
(317)228-3100

ANALYTICAL RESULTS

Project: Amphenol
Pace Project No.: 50277692

Sample: GP-61 SL(2.75'-3.25') **Lab ID: 50277692010** Collected: 01/12/21 20:15 Received: 01/13/21 12:55 Matrix: Solid

Results reported on a "dry weight" basis and are adjusted for percent moisture, sample size and any dilutions.

Parameters	Results	Units	Report Limit	DF	Prepared	Analyzed	CAS No.	Qual
8260 MSV 5035A VOA	Analytical Method: EPA 8260							
	Pace Analytical Services - Indianapolis							
1,1-Dichloroethane	ND	mg/kg	0.0047	1		01/19/21 05:23	75-34-3	
1,2-Dichloroethane	ND	mg/kg	0.0047	1		01/19/21 05:23	107-06-2	
cis-1,2-Dichloroethene	ND	mg/kg	0.0047	1		01/19/21 05:23	156-59-2	
trans-1,2-Dichloroethene	ND	mg/kg	0.0047	1		01/19/21 05:23	156-60-5	
Methylene Chloride	ND	mg/kg	0.019	1		01/19/21 05:23	75-09-2	
Tetrachloroethene	**0.022**	mg/kg	0.0047	1		01/19/21 05:23	127-18-4	
1,1,1-Trichloroethane	ND	mg/kg	0.0047	1		01/19/21 05:23	71-55-6	
Trichloroethene	ND	mg/kg	0.0047	1		01/19/21 05:23	79-01-6	
Vinyl chloride	ND	mg/kg	0.0047	1		01/19/21 05:23	75-01-4	
Surrogates								
Dibromofluoromethane (S)	105	%.	73-133	1		01/19/21 05:23	1868-53-7	
Toluene-d8 (S)	100	%.	73-130	1		01/19/21 05:23	2037-26-5	
4-Bromofluorobenzene (S)	95	%.	55-129	1		01/19/21 05:23	460-00-4	
Percent Moisture	Analytical Method: SM 2540G							
	Pace Analytical Services - Indianapolis							
Percent Moisture	**13.1**	%	0.10	1		01/15/21 13:25		N2

This report shall not be reproduced, except in full,
without the written consent of Pace Analytical Services, LLC.

Pace Analytical Services, LLC
7726 Moller Road
Indianapolis, IN 46268
(317)228-3100

ANALYTICAL RESULTS

Project: Amphenol
Pace Project No.: 50277692

Sample: GP-61 SL(12.50'-13.00') **Lab ID: 50277692011** Collected: 01/12/21 20:20 Received: 01/13/21 12:55 Matrix: Solid

Results reported on a "dry weight" basis and are adjusted for percent moisture, sample size and any dilutions.

Parameters	Results	Units	Report Limit	DF	Prepared	Analyzed	CAS No.	Qual
8260 MSV 5035A VOA	Analytical Method: EPA 8260							
	Pace Analytical Services - Indianapolis							
1,1-Dichloroethane	ND	mg/kg	0.0046	1		01/19/21 01:18	75-34-3	
1,2-Dichloroethane	ND	mg/kg	0.0046	1		01/19/21 01:18	107-06-2	
cis-1,2-Dichloroethene	ND	mg/kg	0.0046	1		01/19/21 01:18	156-59-2	
trans-1,2-Dichloroethene	ND	mg/kg	0.0046	1		01/19/21 01:18	156-60-5	
Methylene Chloride	ND	mg/kg	0.018	1		01/19/21 01:18	75-09-2	
Tetrachloroethene	**0.071**	mg/kg	0.0046	1		01/19/21 01:18	127-18-4	
1,1,1-Trichloroethane	ND	mg/kg	0.0046	1		01/19/21 01:18	71-55-6	
Trichloroethene	ND	mg/kg	0.0046	1		01/19/21 01:18	79-01-6	
Vinyl chloride	ND	mg/kg	0.0046	1		01/19/21 01:18	75-01-4	
Surrogates								
Dibromofluoromethane (S)	110	%.	73-133	1		01/19/21 01:18	1868-53-7	
Toluene-d8 (S)	99	%.	73-130	1		01/19/21 01:18	2037-26-5	
4-Bromofluorobenzene (S)	92	%.	55-129	1		01/19/21 01:18	460-00-4	
Percent Moisture	Analytical Method: SM 2540G							
	Pace Analytical Services - Indianapolis							
Percent Moisture	**3.2**	%	0.10	1		01/15/21 13:25		N2

Pace Analytical Services, LLC
7726 Moller Road
Indianapolis, IN 46268
(317)228-3100

ANALYTICAL RESULTS

Project: Amphenol
Pace Project No.: 50277692

Sample: GP-61 SL(23.00'-23.50') **Lab ID: 50277692012** Collected: 01/12/21 20:35 Received: 01/13/21 12:55 Matrix: Solid

Results reported on a "dry weight" basis and are adjusted for percent moisture, sample size and any dilutions.

Parameters	Results	Units	Report Limit	DF	Prepared	Analyzed	CAS No.	Qual
8260 MSV 5035A VOA	Analytical Method: EPA 8260							
	Pace Analytical Services - Indianapolis							
1,1-Dichloroethane	ND	mg/kg	0.0055	1		01/19/21 01:42	75-34-3	
1,2-Dichloroethane	ND	mg/kg	0.0055	1		01/19/21 01:42	107-06-2	
cis-1,2-Dichloroethene	ND	mg/kg	0.0055	1		01/19/21 01:42	156-59-2	
trans-1,2-Dichloroethene	ND	mg/kg	0.0055	1		01/19/21 01:42	156-60-5	
Methylene Chloride	ND	mg/kg	0.022	1		01/19/21 01:42	75-09-2	
Tetrachloroethene	ND	mg/kg	0.0055	1		01/19/21 01:42	127-18-4	
1,1,1-Trichloroethane	**0.0067**	mg/kg	0.0055	1		01/19/21 01:42	71-55-6	
Trichloroethene	ND	mg/kg	0.0055	1		01/19/21 01:42	79-01-6	
Vinyl chloride	ND	mg/kg	0.0055	1		01/19/21 01:42	75-01-4	
Surrogates								
Dibromofluoromethane (S)	111	%.	73-133	1		01/19/21 01:42	1868-53-7	
Toluene-d8 (S)	108	%.	73-130	1		01/19/21 01:42	2037-26-5	
4-Bromofluorobenzene (S)	85	%.	55-129	1		01/19/21 01:42	460-00-4	
Percent Moisture	Analytical Method: SM 2540G							
	Pace Analytical Services - Indianapolis							
Percent Moisture	**10.6**	%	0.10	1		01/15/21 13:25		N2

Pace Analytical Services, LLC
7726 Moller Road
Indianapolis, IN 46268
(317)228-3100

ANALYTICAL RESULTS

Project: Amphenol
Pace Project No.: 50277692

Sample: GP-61 SL(23.50'-24.00') **Lab ID: 50277692013** Collected: 01/12/21 20:40 Received: 01/13/21 12:55 Matrix: Solid

Results reported on a "dry weight" basis and are adjusted for percent moisture, sample size and any dilutions.

Parameters	Results	Units	Report Limit	DF	Prepared	Analyzed	CAS No.	Qual
8260 MSV 5035A VOA	Analytical Method: EPA 8260							
	Pace Analytical Services - Indianapolis							
1,1-Dichloroethane	ND	mg/kg	0.0042	1		01/15/21 05:55	75-34-3	
1,2-Dichloroethane	ND	mg/kg	0.0042	1		01/15/21 05:55	107-06-2	
cis-1,2-Dichloroethene	ND	mg/kg	0.0042	1		01/15/21 05:55	156-59-2	
trans-1,2-Dichloroethene	ND	mg/kg	0.0042	1		01/15/21 05:55	156-60-5	
Methylene Chloride	ND	mg/kg	0.017	1		01/15/21 05:55	75-09-2	
Tetrachloroethene	ND	mg/kg	0.0042	1		01/15/21 05:55	127-18-4	
1,1,1-Trichloroethane	ND	mg/kg	0.0042	1		01/15/21 05:55	71-55-6	
Trichloroethene	ND	mg/kg	0.0042	1		01/15/21 05:55	79-01-6	
Vinyl chloride	ND	mg/kg	0.0042	1		01/15/21 05:55	75-01-4	
Surrogates								
Dibromofluoromethane (S)	120	%.	73-133	1		01/15/21 05:55	1868-53-7	
Toluene-d8 (S)	113	%.	73-130	1		01/15/21 05:55	2037-26-5	
4-Bromofluorobenzene (S)	71	%.	55-129	1		01/15/21 05:55	460-00-4	
Percent Moisture	Analytical Method: SM 2540G							
	Pace Analytical Services - Indianapolis							
Percent Moisture	**8.2**	%	0.10	1		01/15/21 13:25		N2

This report shall not be reproduced, except in full,
without the written consent of Pace Analytical Services, LLC.

Pace Analytical Services, LLC
7726 Moller Road
Indianapolis, IN 46268
(317)228-3100

ANALYTICAL RESULTS

Project: Amphenol
Pace Project No.: 50277692

Sample: GP-62 SL(2.75'-3.25') **Lab ID: 50277692014** Collected: 01/12/21 21:45 Received: 01/13/21 12:55 Matrix: Solid

Results reported on a "dry weight" basis and are adjusted for percent moisture, sample size and any dilutions.

Parameters	Results	Units	Report Limit	DF	Prepared	Analyzed	CAS No.	Qual
8260 MSV 5035A VOA	Analytical Method: EPA 8260							
	Pace Analytical Services - Indianapolis							
1,1-Dichloroethane	ND	mg/kg	0.0049	1		01/19/21 02:07	75-34-3	
1,2-Dichloroethane	ND	mg/kg	0.0049	1		01/19/21 02:07	107-06-2	
cis-1,2-Dichloroethene	ND	mg/kg	0.0049	1		01/19/21 02:07	156-59-2	
trans-1,2-Dichloroethene	ND	mg/kg	0.0049	1		01/19/21 02:07	156-60-5	
Methylene Chloride	ND	mg/kg	0.020	1		01/19/21 02:07	75-09-2	
Tetrachloroethene	**0.024**	mg/kg	0.0049	1		01/19/21 02:07	127-18-4	
1,1,1-Trichloroethane	ND	mg/kg	0.0049	1		01/19/21 02:07	71-55-6	
Trichloroethene	ND	mg/kg	0.0049	1		01/19/21 02:07	79-01-6	
Vinyl chloride	ND	mg/kg	0.0049	1		01/19/21 02:07	75-01-4	
Surrogates								
Dibromofluoromethane (S)	107	%.	73-133	1		01/19/21 02:07	1868-53-7	
Toluene-d8 (S)	93	%.	73-130	1		01/19/21 02:07	2037-26-5	
4-Bromofluorobenzene (S)	92	%.	55-129	1		01/19/21 02:07	460-00-4	
Percent Moisture	Analytical Method: SM 2540G							
	Pace Analytical Services - Indianapolis							
Percent Moisture	**15.8**	%	0.10	1		01/15/21 13:26		N2

Pace Analytical Services, LLC
7726 Moller Road
Indianapolis, IN 46268
(317)228-3100

ANALYTICAL RESULTS

Project: Amphenol
Pace Project No.: 50277692

Sample: GP-62 SL(17.75'-18.25') **Lab ID: 50277692015** Collected: 01/12/21 21:50 Received: 01/13/21 12:55 Matrix: Solid

Results reported on a "dry weight" basis and are adjusted for percent moisture, sample size and any dilutions.

Parameters	Results	Units	Report Limit	DF	Prepared	Analyzed	CAS No.	Qual
8260 MSV 5035A VOA	Analytical Method: EPA 8260							
	Pace Analytical Services - Indianapolis							
1,1-Dichloroethane	ND	mg/kg	0.0049	1		01/19/21 02:32	75-34-3	
1,2-Dichloroethane	ND	mg/kg	0.0049	1		01/19/21 02:32	107-06-2	
cis-1,2-Dichloroethene	ND	mg/kg	0.0049	1		01/19/21 02:32	156-59-2	
trans-1,2-Dichloroethene	ND	mg/kg	0.0049	1		01/19/21 02:32	156-60-5	
Methylene Chloride	ND	mg/kg	0.020	1		01/19/21 02:32	75-09-2	
Tetrachloroethene	ND	mg/kg	0.0049	1		01/19/21 02:32	127-18-4	
1,1,1-Trichloroethane	ND	mg/kg	0.0049	1		01/19/21 02:32	71-55-6	
Trichloroethene	ND	mg/kg	0.0049	1		01/19/21 02:32	79-01-6	
Vinyl chloride	ND	mg/kg	0.0049	1		01/19/21 02:32	75-01-4	
Surrogates								
Dibromofluoromethane (S)	106	%.	73-133	1		01/19/21 02:32	1868-53-7	
Toluene-d8 (S)	96	%.	73-130	1		01/19/21 02:32	2037-26-5	
4-Bromofluorobenzene (S)	91	%.	55-129	1		01/19/21 02:32	460-00-4	
Percent Moisture	Analytical Method: SM 2540G							
	Pace Analytical Services - Indianapolis							
Percent Moisture	**10.7**	%	0.10	1		01/15/21 13:26		N2

Pace Analytical Services, LLC
7726 Moller Road
Indianapolis, IN 46268
(317)228-3100

ANALYTICAL RESULTS

Project: Amphenol
Pace Project No.: 50277692

Sample: GP-62 SL(23.50'-24.00') **Lab ID: 50277692016** Collected: 01/12/21 22:20 Received: 01/13/21 12:55 Matrix: Solid

Results reported on a "dry weight" basis and are adjusted for percent moisture, sample size and any dilutions.

Parameters	Results	Units	Report Limit	DF	Prepared	Analyzed	CAS No.	Qual
8260 MSV 5035A VOA	Analytical Method: EPA 8260							
	Pace Analytical Services - Indianapolis							
1,1-Dichloroethane	ND	mg/kg	0.0060	1		01/19/21 02:56	75-34-3	
1,2-Dichloroethane	ND	mg/kg	0.0060	1		01/19/21 02:56	107-06-2	
cis-1,2-Dichloroethene	ND	mg/kg	0.0060	1		01/19/21 02:56	156-59-2	
trans-1,2-Dichloroethene	ND	mg/kg	0.0060	1		01/19/21 02:56	156-60-5	
Methylene Chloride	ND	mg/kg	0.024	1		01/19/21 02:56	75-09-2	
Tetrachloroethene	ND	mg/kg	0.0060	1		01/19/21 02:56	127-18-4	
1,1,1-Trichloroethane	ND	mg/kg	0.0060	1		01/19/21 02:56	71-55-6	
Trichloroethene	ND	mg/kg	0.0060	1		01/19/21 02:56	79-01-6	
Vinyl chloride	ND	mg/kg	0.0060	1		01/19/21 02:56	75-01-4	
Surrogates								
Dibromofluoromethane (S)	106	%.	73-133	1		01/19/21 02:56	1868-53-7	
Toluene-d8 (S)	99	%.	73-130	1		01/19/21 02:56	2037-26-5	
4-Bromofluorobenzene (S)	90	%.	55-129	1		01/19/21 02:56	460-00-4	
Percent Moisture	Analytical Method: SM 2540G							
	Pace Analytical Services - Indianapolis							
Percent Moisture	**14.4**	%	0.10	1		01/15/21 13:26		N2

Pace Analytical Services, LLC
7726 Moller Road
Indianapolis, IN 46268
(317)228-3100

ANALYTICAL RESULTS

Project: Amphenol
Pace Project No.: 50277692

Sample: GP-62 SL(24.00'-24.50') **Lab ID: 50277692017** Collected: 01/12/21 22:25 Received: 01/13/21 12:55 Matrix: Solid

Results reported on a "dry weight" basis and are adjusted for percent moisture, sample size and any dilutions.

Parameters	Results	Units	Report Limit	DF	Prepared	Analyzed	CAS No.	Qual
8260 MSV 5035A VOA	Analytical Method: EPA 8260							
	Pace Analytical Services - Indianapolis							
1,1-Dichloroethane	ND	mg/kg	0.0053	1		01/19/21 03:20	75-34-3	
1,2-Dichloroethane	ND	mg/kg	0.0053	1		01/19/21 03:20	107-06-2	
cis-1,2-Dichloroethene	ND	mg/kg	0.0053	1		01/19/21 03:20	156-59-2	
trans-1,2-Dichloroethene	ND	mg/kg	0.0053	1		01/19/21 03:20	156-60-5	
Methylene Chloride	ND	mg/kg	0.021	1		01/19/21 03:20	75-09-2	
Tetrachloroethene	ND	mg/kg	0.0053	1		01/19/21 03:20	127-18-4	
1,1,1-Trichloroethane	**0.0078**	mg/kg	0.0053	1		01/19/21 03:20	71-55-6	
Trichloroethene	ND	mg/kg	0.0053	1		01/19/21 03:20	79-01-6	
Vinyl chloride	ND	mg/kg	0.0053	1		01/19/21 03:20	75-01-4	
Surrogates								
Dibromofluoromethane (S)	108	%.	73-133	1		01/19/21 03:20	1868-53-7	
Toluene-d8 (S)	116	%.	73-130	1		01/19/21 03:20	2037-26-5	
4-Bromofluorobenzene (S)	76	%.	55-129	1		01/19/21 03:20	460-00-4	
Percent Moisture	Analytical Method: SM 2540G							
	Pace Analytical Services - Indianapolis							
Percent Moisture	**7.3**	%	0.10	1		01/15/21 13:26		N2

Pace Analytical Services, LLC
7726 Moller Road
Indianapolis, IN 46268
(317)228-3100

ANALYTICAL RESULTS

Project: Amphenol
Pace Project No.: 50277692

Sample: GP-63 SL(14.50'-15.00') **Lab ID: 50277692018** Collected: 01/12/21 23:02 Received: 01/13/21 12:55 Matrix: Solid

Results reported on a "dry weight" basis and are adjusted for percent moisture, sample size and any dilutions.

Parameters	Results	Units	Report Limit	DF	Prepared	Analyzed	CAS No.	Qual
8260 MSV 5035A VOA	Analytical Method: EPA 8260							
	Pace Analytical Services - Indianapolis							
1,1-Dichloroethane	ND	mg/kg	0.0046	1		01/15/21 01:36	75-34-3	
1,2-Dichloroethane	ND	mg/kg	0.0046	1		01/15/21 01:36	107-06-2	
cis-1,2-Dichloroethene	ND UJ	mg/kg	0.0046	1		01/15/21 01:36	156-59-2	
trans-1,2-Dichloroethene	ND	mg/kg	0.0046	1		01/15/21 01:36	156-60-5	
Methylene Chloride	ND	mg/kg	0.018	1		01/15/21 01:36	75-09-2	
Tetrachloroethene	**0.88** J	mg/kg	0.24	50		01/19/21 04:58	127-18-4	
1,1,1-Trichloroethane	ND UJ	mg/kg	0.0046	1		01/15/21 01:36	71-55-6	
Trichloroethene	**0.017**	mg/kg	0.0046	1		01/15/21 01:36	79-01-6	
Vinyl chloride	ND	mg/kg	0.0046	1		01/15/21 01:36	75-01-4	
Surrogates								
Dibromofluoromethane (S)	118	%.	73-133	1		01/15/21 01:36	1868-53-7	
Toluene-d8 (S)	109	%.	73-130	1		01/15/21 01:36	2037-26-5	
4-Bromofluorobenzene (S)	74	%.	55-129	1		01/15/21 01:36	460-00-4	
Percent Moisture	Analytical Method: SM 2540G							
	Pace Analytical Services - Indianapolis							
Percent Moisture	**4.1**	%	0.10	1		01/15/21 13:26		N2

Pace Analytical Services, LLC
7726 Moller Road
Indianapolis, IN 46268
(317)228-3100

ANALYTICAL RESULTS

Project: Amphenol
Pace Project No.: 50277692

Sample: GP-63 SL(15.75'-16.25') **Lab ID: 50277692019** Collected: 01/12/21 23:10 Received: 01/13/21 12:55 Matrix: Solid

Results reported on a "dry weight" basis and are adjusted for percent moisture, sample size and any dilutions.

Parameters	Results	Units	Report Limit	DF	Prepared	Analyzed	CAS No.	Qual
8260 MSV 5035A VOA	Analytical Method: EPA 8260							
	Pace Analytical Services - Indianapolis							
1,1-Dichloroethane	ND	mg/kg	0.0046	1		01/15/21 02:11	75-34-3	
1,2-Dichloroethane	ND	mg/kg	0.0046	1		01/15/21 02:11	107-06-2	
cis-1,2-Dichloroethene	ND UJ	mg/kg	0.0046	1		01/15/21 02:11	156-59-2	
trans-1,2-Dichloroethene	ND	mg/kg	0.0046	1		01/15/21 02:11	156-60-5	
Methylene Chloride	ND	mg/kg	0.018	1		01/15/21 02:11	75-09-2	
Tetrachloroethene	**0.025** J	mg/kg	0.0046	1		01/19/21 06:36	127-18-4	
1,1,1-Trichloroethane	ND UJ	mg/kg	0.0046	1		01/15/21 02:11	71-55-6	
Trichloroethene	ND	mg/kg	0.0046	1		01/15/21 02:11	79-01-6	
Vinyl chloride	ND	mg/kg	0.0046	1		01/15/21 02:11	75-01-4	
Surrogates								
Dibromofluoromethane (S)	120	%.	73-133	1		01/15/21 02:11	1868-53-7	
Toluene-d8 (S)	100	%.	73-130	1		01/15/21 02:11	2037-26-5	
4-Bromofluorobenzene (S)	83	%.	55-129	1		01/15/21 02:11	460-00-4	
Percent Moisture	Analytical Method: SM 2540G							
	Pace Analytical Services - Indianapolis							
Percent Moisture	**9.9**	%	0.10	1		01/15/21 13:26		N2

Pace Analytical Services, LLC
7726 Moller Road
Indianapolis, IN 46268
(317)228-3100

ANALYTICAL RESULTS

Project: Amphenol
Pace Project No.: 50277692

Sample: GP-63 SL(23.75'-24.25') **Lab ID: 50277692020** Collected: 01/12/21 23:00 Received: 01/13/21 12:55 Matrix: Solid

Results reported on a "dry weight" basis and are adjusted for percent moisture, sample size and any dilutions.

Parameters	Results	Units	Report Limit	DF	Prepared	Analyzed	CAS No.	Qual
8260 MSV 5035A VOA	Analytical Method: EPA 8260							
	Pace Analytical Services - Indianapolis							
1,1-Dichloroethane	ND	mg/kg	0.0056	1		01/15/21 02:45	75-34-3	
1,2-Dichloroethane	ND	mg/kg	0.0056	1		01/15/21 02:45	107-06-2	
cis-1,2-Dichloroethene	ND UJ	mg/kg	0.0056	1		01/15/21 02:45	156-59-2	
trans-1,2-Dichloroethene	ND	mg/kg	0.0056	1		01/15/21 02:45	156-60-5	
Methylene Chloride	ND	mg/kg	0.022	1		01/15/21 02:45	75-09-2	
Tetrachloroethene	ND	mg/kg	0.0056	1		01/15/21 02:45	127-18-4	
1,1,1-Trichloroethane	**0.0061** J	mg/kg	0.0051	1		01/19/21 07:01	71-55-6	
Trichloroethene	ND	mg/kg	0.0056	1		01/15/21 02:45	79-01-6	
Vinyl chloride	ND	mg/kg	0.0056	1		01/15/21 02:45	75-01-4	
Surrogates								
Dibromofluoromethane (S)	124	%.	73-133	1		01/15/21 02:45	1868-53-7	
Toluene-d8 (S)	107	%.	73-130	1		01/15/21 02:45	2037-26-5	
4-Bromofluorobenzene (S)	76	%.	55-129	1		01/15/21 02:45	460-00-4	
Percent Moisture	Analytical Method: SM 2540G							
	Pace Analytical Services - Indianapolis							
Percent Moisture	**11.2**	%	0.10	1		01/15/21 13:26		N2

Pace Analytical Services, LLC
7726 Moller Road
Indianapolis, IN 46268
(317)228-3100

ANALYTICAL RESULTS

Project: Amphenol
Pace Project No.: 50277692

Sample: GP-63 SL(24.25'-24.75') **Lab ID: 50277692021** Collected: 01/12/21 23:05 Received: 01/13/21 12:55 Matrix: Solid

Results reported on a "dry weight" basis and are adjusted for percent moisture, sample size and any dilutions.

Parameters	Results	Units	Report Limit	DF	Prepared	Analyzed	CAS No.	Qual
8260 MSV 5035A VOA	Analytical Method: EPA 8260							
	Pace Analytical Services - Indianapolis							
1,1-Dichloroethane	ND	mg/kg	0.0053	1		01/15/21 03:20	75-34-3	
1,2-Dichloroethane	ND	mg/kg	0.0053	1		01/15/21 03:20	107-06-2	
cis-1,2-Dichloroethene	ND UJ	mg/kg	0.0053	1		01/15/21 03:20	156-59-2	
trans-1,2-Dichloroethene	ND	mg/kg	0.0053	1		01/15/21 03:20	156-60-5	
Methylene Chloride	ND	mg/kg	0.021	1		01/15/21 03:20	75-09-2	
Tetrachloroethene	ND	mg/kg	0.0053	1		01/15/21 03:20	127-18-4	
1,1,1-Trichloroethane	**0.0092** J	mg/kg	0.0047	1		01/19/21 07:25	71-55-6	
Trichloroethene	ND	mg/kg	0.0053	1		01/15/21 03:20	79-01-6	
Vinyl chloride	ND	mg/kg	0.0053	1		01/15/21 03:20	75-01-4	
Surrogates								
Dibromofluoromethane (S)	127	%.	73-133	1		01/15/21 03:20	1868-53-7	
Toluene-d8 (S)	116	%.	73-130	1		01/15/21 03:20	2037-26-5	
4-Bromofluorobenzene (S)	70	%.	55-129	1		01/15/21 03:20	460-00-4	
Percent Moisture	Analytical Method: SM 2540G							
	Pace Analytical Services - Indianapolis							
Percent Moisture	**7.2**	%	0.10	1		01/15/21 13:33		N2

Pace Analytical Services, LLC
7726 Moller Road
Indianapolis, IN 46268
(317)228-3100

ANALYTICAL RESULTS

Project: Amphenol
Pace Project No.: 50277692

Sample: GP-64 SL(15.75'-16.25') **Lab ID: 50277692022** Collected: 01/13/21 00:50 Received: 01/13/21 12:55 Matrix: Solid

Results reported on a "dry weight" basis and are adjusted for percent moisture, sample size and any dilutions.

Parameters	Results	Units	Report Limit	DF	Prepared	Analyzed	CAS No.	Qual
8260 MSV 5035A VOA	Analytical Method: EPA 8260							
	Pace Analytical Services - Indianapolis							
1,1-Dichloroethane	ND	mg/kg	0.0042	1		01/15/21 03:54	75-34-3	
1,2-Dichloroethane	ND	mg/kg	0.0042	1		01/15/21 03:54	107-06-2	
cis-1,2-Dichloroethene	ND UJ	mg/kg	0.0042	1		01/15/21 03:54	156-59-2	
trans-1,2-Dichloroethene	ND	mg/kg	0.0042	1		01/15/21 03:54	156-60-5	
Methylene Chloride	ND	mg/kg	0.017	1		01/15/21 03:54	75-09-2	
Tetrachloroethene	**0.020** J	mg/kg	0.0045	1		01/19/21 07:49	127-18-4	
1,1,1-Trichloroethane	ND UJ	mg/kg	0.0042	1		01/15/21 03:54	71-55-6	
Trichloroethene	ND	mg/kg	0.0042	1		01/15/21 03:54	79-01-6	
Vinyl chloride	ND	mg/kg	0.0042	1		01/15/21 03:54	75-01-4	
Surrogates								
Dibromofluoromethane (S)	119	%.	73-133	1		01/15/21 03:54	1868-53-7	
Toluene-d8 (S)	101	%.	73-130	1		01/15/21 03:54	2037-26-5	
4-Bromofluorobenzene (S)	79	%.	55-129	1		01/15/21 03:54	460-00-4	
Percent Moisture	Analytical Method: SM 2540G							
	Pace Analytical Services - Indianapolis							
Percent Moisture	**9.0**	%	0.10	1		01/15/21 13:34		N2

Pace Analytical Services, LLC
7726 Moller Road
Indianapolis, IN 46268
(317)228-3100

ANALYTICAL RESULTS

Project: Amphenol
Pace Project No.: 50277692

Sample: GP-64 SL(23.50'-24.00') **Lab ID: 50277692023** Collected: 01/13/21 01:10 Received: 01/13/21 12:55 Matrix: Solid

Results reported on a "dry weight" basis and are adjusted for percent moisture, sample size and any dilutions.

Parameters	Results	Units	Report Limit	DF	Prepared	Analyzed	CAS No.	Qual
8260 MSV 5035A VOA	Analytical Method: EPA 8260							
	Pace Analytical Services - Indianapolis							
1,1-Dichloroethane	ND	mg/kg	10.7	2000		01/19/21 03:45	75-34-3	
1,2-Dichloroethane	ND	mg/kg	10.7	2000		01/19/21 03:45	107-06-2	
cis-1,2-Dichloroethene	ND	mg/kg	10.7	2000		01/19/21 03:45	156-59-2	
trans-1,2-Dichloroethene	ND	mg/kg	10.7	2000		01/19/21 03:45	156-60-5	
Methylene Chloride	ND	mg/kg	42.7	2000		01/19/21 03:45	75-09-2	
Tetrachloroethene	**279**	mg/kg	10.7	2000		01/19/21 03:45	127-18-4	
1,1,1-Trichloroethane	ND	mg/kg	10.7	2000		01/19/21 03:45	71-55-6	
Trichloroethene	ND	mg/kg	10.7	2000		01/19/21 03:45	79-01-6	
Vinyl chloride	ND	mg/kg	10.7	2000		01/19/21 03:45	75-01-4	
Surrogates								
Dibromofluoromethane (S)	109	%.	73-133	2000		01/19/21 03:45	1868-53-7	D4
Toluene-d8 (S)	92	%.	73-130	2000		01/19/21 03:45	2037-26-5	
4-Bromofluorobenzene (S)	99	%.	55-129	2000		01/19/21 03:45	460-00-4	
Percent Moisture	Analytical Method: SM 2540G							
	Pace Analytical Services - Indianapolis							
Percent Moisture	**14.5**	%	0.10	1		01/15/21 13:34		N2

This report shall not be reproduced, except in full,
without the written consent of Pace Analytical Services, LLC.

Pace Analytical Services, LLC
7726 Moller Road
Indianapolis, IN 46268
(317)228-3100

ANALYTICAL RESULTS

Project: Amphenol
Pace Project No.: 50277692

Sample: GP-64 SL(24.00'-24.50') **Lab ID: 50277692024** Collected: 01/13/21 01:15 Received: 01/13/21 12:55 Matrix: Solid

Results reported on a "dry weight" basis and are adjusted for percent moisture, sample size and any dilutions.

Parameters	Results	Units	Report Limit	DF	Prepared	Analyzed	CAS No.	Qual
8260 MSV 5035A VOA	Analytical Method: EPA 8260							
	Pace Analytical Services - Indianapolis							
1,1-Dichloroethane	ND	mg/kg	4.6	1000		01/19/21 04:09	75-34-3	
1,2-Dichloroethane	ND	mg/kg	4.6	1000		01/19/21 04:09	107-06-2	
cis-1,2-Dichloroethene	ND	mg/kg	4.6	1000		01/19/21 04:09	156-59-2	
trans-1,2-Dichloroethene	ND	mg/kg	4.6	1000		01/19/21 04:09	156-60-5	
Methylene Chloride	ND	mg/kg	18.4	1000		01/19/21 04:09	75-09-2	
Tetrachloroethene	**14.7**	mg/kg	4.6	1000		01/19/21 04:09	127-18-4	
1,1,1-Trichloroethane	ND	mg/kg	4.6	1000		01/19/21 04:09	71-55-6	
Trichloroethene	**15.9**	mg/kg	4.6	1000		01/19/21 04:09	79-01-6	
Vinyl chloride	ND	mg/kg	4.6	1000		01/19/21 04:09	75-01-4	
Surrogates								
Dibromofluoromethane (S)	105	%.	73-133	1000		01/19/21 04:09	1868-53-7	D4
Toluene-d8 (S)	95	%.	73-130	1000		01/19/21 04:09	2037-26-5	
4-Bromofluorobenzene (S)	96	%.	55-129	1000		01/19/21 04:09	460-00-4	
Percent Moisture	Analytical Method: SM 2540G							
	Pace Analytical Services - Indianapolis							
Percent Moisture	**9.9**	%	0.10	1		01/15/21 13:34		N2

This report shall not be reproduced, except in full,
without the written consent of Pace Analytical Services, LLC.

Pace Analytical Services, LLC
7726 Moller Road
Indianapolis, IN 46268
(317)228-3100

ANALYTICAL RESULTS

Project: Amphenol
Pace Project No.: 50277692

Sample: GP-64 SL(24.50'-25.00') **Lab ID: 50277692025** Collected: 01/13/21 01:20 Received: 01/13/21 12:55 Matrix: Solid

Results reported on a "dry weight" basis and are adjusted for percent moisture, sample size and any dilutions.

Parameters	Results	Units	Report Limit	DF	Prepared	Analyzed	CAS No.	Qual
8260 MSV 5035A VOA	Analytical Method: EPA 8260							
	Pace Analytical Services - Indianapolis							
1,1-Dichloroethane	**0.026**	mg/kg	0.0045	1		01/15/21 04:29	75-34-3	
1,2-Dichloroethane	ND	mg/kg	0.0045	1		01/15/21 04:29	107-06-2	
cis-1,2-Dichloroethene	ND UJ	mg/kg	0.0045	1		01/15/21 04:29	156-59-2	
trans-1,2-Dichloroethene	ND	mg/kg	0.0045	1		01/15/21 04:29	156-60-5	
Methylene Chloride	ND	mg/kg	0.018	1		01/15/21 04:29	75-09-2	
Tetrachloroethene	**0.061** J	mg/kg	0.0045	1		01/19/21 08:14	127-18-4	
1,1,1-Trichloroethane	ND UJ	mg/kg	0.0045	1		01/15/21 04:29	71-55-6	
Trichloroethene	**0.011**	mg/kg	0.0045	1		01/15/21 04:29	79-01-6	
Vinyl chloride	ND	mg/kg	0.0045	1		01/15/21 04:29	75-01-4	
Surrogates								
Dibromofluoromethane (S)	124	%.	73-133	1		01/15/21 04:29	1868-53-7	
Toluene-d8 (S)	114	%.	73-130	1		01/15/21 04:29	2037-26-5	
4-Bromofluorobenzene (S)	71	%.	55-129	1		01/15/21 04:29	460-00-4	
Percent Moisture	Analytical Method: SM 2540G							
	Pace Analytical Services - Indianapolis							
Percent Moisture	**9.0**	%	0.10	1		01/15/21 13:34		N2

Pace Analytical Services, LLC
7726 Moller Road
Indianapolis, IN 46268
(317)228-3100

ANALYTICAL RESULTS

Project: Amphenol
Pace Project No.: 50277692

Sample: FD-1 SL **Lab ID: 50277692026** Collected: 01/12/21 08:00 Received: 01/13/21 12:55 Matrix: Solid

Results reported on a "dry weight" basis and are adjusted for percent moisture, sample size and any dilutions.

Parameters	Results	Units	Report Limit	DF	Prepared	Analyzed	CAS No.	Qual
8260 MSV 5035A VOA	Analytical Method: EPA 8260							
	Pace Analytical Services - Indianapolis							
1,1-Dichloroethane	ND	mg/kg	0.0060	1		01/15/21 05:04	75-34-3	
1,2-Dichloroethane	ND	mg/kg	0.0060	1		01/15/21 05:04	107-06-2	
cis-1,2-Dichloroethene	ND	mg/kg	0.0060	1		01/15/21 05:04	156-59-2	
trans-1,2-Dichloroethene	ND	mg/kg	0.0060	1		01/15/21 05:04	156-60-5	
Methylene Chloride	ND	mg/kg	0.024	1		01/15/21 05:04	75-09-2	
Tetrachloroethene	ND	mg/kg	0.0060	1		01/15/21 05:04	127-18-4	
1,1,1-Trichloroethane	ND	mg/kg	0.0060	1		01/15/21 05:04	71-55-6	
Trichloroethene	ND	mg/kg	0.0060	1		01/15/21 05:04	79-01-6	
Vinyl chloride	ND	mg/kg	0.0060	1		01/15/21 05:04	75-01-4	
Surrogates								
Dibromofluoromethane (S)	119	%.	73-133	1		01/15/21 05:04	1868-53-7	
Toluene-d8 (S)	99	%.	73-130	1		01/15/21 05:04	2037-26-5	
4-Bromofluorobenzene (S)	83	%.	55-129	1		01/15/21 05:04	460-00-4	
Percent Moisture	Analytical Method: SM 2540G							
	Pace Analytical Services - Indianapolis							
Percent Moisture	**13.9**	%	0.10	1		01/15/21 13:34		N2

Pace Analytical Services, LLC
7726 Moller Road
Indianapolis, IN 46268
(317)228-3100

ANALYTICAL RESULTS

Project: Amphenol
Pace Project No.: 50277692

Sample: FD-2 SL **Lab ID: 50277692027** Collected: 01/12/21 08:00 Received: 01/13/21 12:55 Matrix: Solid

Results reported on a "dry weight" basis and are adjusted for percent moisture, sample size and any dilutions.

Parameters	Results	Units	Report Limit	DF	Prepared	Analyzed	CAS No.	Qual
8260 MSV 5035A VOA	Analytical Method: EPA 8260							
	Pace Analytical Services - Indianapolis							
1,1-Dichloroethane	ND	mg/kg	0.0063	1		01/15/21 05:38	75-34-3	
1,2-Dichloroethane	ND	mg/kg	0.0063	1		01/15/21 05:38	107-06-2	
cis-1,2-Dichloroethene	ND	mg/kg	0.0063	1		01/15/21 05:38	156-59-2	
trans-1,2-Dichloroethene	ND	mg/kg	0.0063	1		01/15/21 05:38	156-60-5	
Methylene Chloride	ND	mg/kg	0.025	1		01/15/21 05:38	75-09-2	
Tetrachloroethene	ND	mg/kg	0.0063	1		01/15/21 05:38	127-18-4	
1,1,1-Trichloroethane	**0.018**	mg/kg	0.0062	1		01/19/21 08:38	71-55-6	
Trichloroethene	ND	mg/kg	0.0063	1		01/15/21 05:38	79-01-6	
Vinyl chloride	ND	mg/kg	0.0063	1		01/15/21 05:38	75-01-4	
Surrogates								
Dibromofluoromethane (S)	125	%.	73-133	1		01/15/21 05:38	1868-53-7	
Toluene-d8 (S)	112	%.	73-130	1		01/15/21 05:38	2037-26-5	
4-Bromofluorobenzene (S)	70	%.	55-129	1		01/15/21 05:38	460-00-4	
Percent Moisture	Analytical Method: SM 2540G							
	Pace Analytical Services - Indianapolis							
Percent Moisture	**7.2**	%	0.10	1		01/15/21 13:34		N2

Pace Analytical Services, LLC
7726 Moller Road
Indianapolis, IN 46268
(317)228-3100

ANALYTICAL RESULTS

Project: Amphenol
Pace Project No.: 50277692

Sample: FD-3 SL **Lab ID: 50277692028** Collected: 01/13/21 08:00 Received: 01/13/21 12:55 Matrix: Solid

Results reported on a "dry weight" basis and are adjusted for percent moisture, sample size and any dilutions.

Parameters	Results	Units	Report Limit	DF	Prepared	Analyzed	CAS No.	Qual
8260 MSV 5035A VOA	Analytical Method: EPA 8260							
	Pace Analytical Services - Indianapolis							
1,1-Dichloroethane	ND	mg/kg	4.2	1000		01/19/21 04:34	75-34-3	
1,2-Dichloroethane	ND	mg/kg	4.2	1000		01/19/21 04:34	107-06-2	
cis-1,2-Dichloroethene	ND	mg/kg	4.2	1000		01/19/21 04:34	156-59-2	
trans-1,2-Dichloroethene	ND	mg/kg	4.2	1000		01/19/21 04:34	156-60-5	
Methylene Chloride	ND	mg/kg	17.0	1000		01/19/21 04:34	75-09-2	
Tetrachloroethene	**24.0**	mg/kg	4.2	1000		01/19/21 04:34	127-18-4	
1,1,1-Trichloroethane	ND	mg/kg	4.2	1000		01/19/21 04:34	71-55-6	
Trichloroethene	**11.8**	mg/kg	4.2	1000		01/19/21 04:34	79-01-6	
Vinyl chloride	ND	mg/kg	4.2	1000		01/19/21 04:34	75-01-4	
Surrogates								
Dibromofluoromethane (S)	105	%.	73-133	1000		01/19/21 04:34	1868-53-7	D4
Toluene-d8 (S)	95	%.	73-130	1000		01/19/21 04:34	2037-26-5	
4-Bromofluorobenzene (S)	99	%.	55-129	1000		01/19/21 04:34	460-00-4	
Percent Moisture	Analytical Method: SM 2540G							
	Pace Analytical Services - Indianapolis							
Percent Moisture	**9.4**	%	0.10	1		01/15/21 13:34		N2

Pace Analytical Services, LLC
7726 Moller Road
Indianapolis, IN 46268
(317)228-3100

ANALYTICAL RESULTS

Project: Amphenol
Pace Project No.: 50277692

Sample: TB-1 WT **Lab ID: 50277692029** Collected: 01/12/21 08:00 Received: 01/13/21 12:55 Matrix: Water

Parameters	Results	Units	Report Limit	DF	Prepared	Analyzed	CAS No.	Qual
8260/5030 MSV unpreserved	Analytical Method: EPA 8260							
	Pace Analytical Services - Indianapolis							
1,1-Dichloroethane	ND	ug/L	5.0	1		01/14/21 14:27	75-34-3	
1,2-Dichloroethane	ND	ug/L	5.0	1		01/14/21 14:27	107-06-2	
cis-1,2-Dichloroethene	ND	ug/L	5.0	1		01/14/21 14:27	156-59-2	
trans-1,2-Dichloroethene	ND	ug/L	5.0	1		01/14/21 14:27	156-60-5	
Methylene Chloride	ND	ug/L	5.0	1		01/14/21 14:27	75-09-2	
Tetrachloroethene	ND	ug/L	5.0	1		01/14/21 14:27	127-18-4	
1,1,1-Trichloroethane	ND	ug/L	5.0	1		01/14/21 14:27	71-55-6	
Trichloroethene	ND	ug/L	5.0	1		01/14/21 14:27	79-01-6	
Vinyl chloride	ND	ug/L	2.0	1		01/14/21 14:27	75-01-4	
Surrogates								
Dibromofluoromethane (S)	100	%.	75-120	1		01/14/21 14:27	1868-53-7	
4-Bromofluorobenzene (S)	100	%.	85-116	1		01/14/21 14:27	460-00-4	
Toluene-d8 (S)	100	%.	83-111	1		01/14/21 14:27	2037-26-5	

Pace Analytical Services, LLC
7726 Moller Road
Indianapolis, IN 46268
(317)228-3100

ANALYTICAL RESULTS

Project: Amphenol
Pace Project No.: 50277692

Sample: EB-1 WT **Lab ID: 50277692030** Collected: 01/13/21 02:40 Received: 01/13/21 12:55 Matrix: Water

Parameters	Results	Units	Report Limit	DF	Prepared	Analyzed	CAS No.	Qual
8260/5030 MSV	Analytical Method: EPA 8260							
	Pace Analytical Services - Indianapolis							
1,1-Dichloroethane	ND	ug/L	5.0	1		01/14/21 14:52	75-34-3	
1,2-Dichloroethane	ND	ug/L	5.0	1		01/14/21 14:52	107-06-2	
cis-1,2-Dichloroethene	ND	ug/L	5.0	1		01/14/21 14:52	156-59-2	
trans-1,2-Dichloroethene	ND	ug/L	5.0	1		01/14/21 14:52	156-60-5	
Methylene Chloride	ND	ug/L	5.0	1		01/14/21 14:52	75-09-2	
Tetrachloroethene	ND	ug/L	5.0	1		01/14/21 14:52	127-18-4	
1,1,1-Trichloroethane	ND	ug/L	5.0	1		01/14/21 14:52	71-55-6	
Trichloroethene	ND	ug/L	5.0	1		01/14/21 14:52	79-01-6	
Vinyl chloride	ND	ug/L	2.0	1		01/14/21 14:52	75-01-4	
Surrogates								
Dibromofluoromethane (S)	102	%.	75-120	1		01/14/21 14:52	1868-53-7	
4-Bromofluorobenzene (S)	99	%.	85-116	1		01/14/21 14:52	460-00-4	
Toluene-d8 (S)	99	%.	83-111	1		01/14/21 14:52	2037-26-5	

LDC #: 50371A1a

SDG #: 50277692

Laboratory: Pace Analytical Services, LLC

VALIDATION COMPLETENESS WORKSHEET

Level III

Date: 02/18/21

Page: 1 of 2

Reviewer: JVG

2nd Reviewer: [illegible]

METHOD: GC/MS Volatiles (EPA SW 846 Method 8260)

The samples listed below were reviewed for each of the following validation areas. Validation findings are noted in attached validation findings worksheets.

	Validation Area		Comments
I.	Sample receipt/Technical holding times	A / A	
II.	GC/MS Instrument performance check	A	
III.	Initial calibration/ICV	A / A	ICAL ≤ 20% r² ICV ≤ 30%
IV.	Continuing calibration	SW	CCV ≤ 20%
V.	Laboratory Blanks	A	
VI.	Field blanks	ND	TB = 29 EB = 30
VII.	Surrogate spikes	A	
VIII.	Matrix spike/Matrix spike duplicates	A	
IX.	Laboratory control samples	SW	LCS
X.	Field duplicates	SW	D = 3*/26, 20/27, 24/28
XI.	Internal standards	A	
XII.	Compound quantitation RL/LOQ/LODs	N	
XIII.	Target compound identification	N	
XIV.	System performance	N	
XV.	Overall assessment of data	A	

Note: A = Acceptable; N = Not provided/applicable; SW = See worksheet; *ND = No compounds detected; R = Rinsate; FB = Field blank; D = Duplicate; TB = Trip blank; EB = Equipment blank; SB=Source blank; OTHER:

	Client ID	Lab ID	Matrix	Date
1	GP-59 SL(13.75'-14.25')	50277692001	Soil	01/12/21
2	GP-59 SL(14.50'-15.00')	50277692002	Soil	01/12/21
3	GP-59 SL(24.50'-25.00') D1	50277692003	Soil	01/12/21
4	GP-59 SL(25.00'-25.50')	50277692004	Soil	01/12/21
5	GP-59 SL(26.00'-26.50')	50277692005	Soil	01/12/21
6	GP-60 SL(14.75'-15.25')	50277692006	Soil	01/12/21
7	GP-60 SL(18.75'-19.25')	50277692007	Soil	01/12/21
8	GP-60 SL(23.50'-24.00')	50277692008	Soil	01/12/21
9	GP-60 SL(24.00'-24.50')	50277692009	Soil	01/12/21
10	GP-61 SL(2.75'-3.25')	50277692010	Soil	01/12/21
11	GP-61 SL(12.50'-13.00')	50277692011	Soil	01/12/21
12	GP-61 SL(23.00'-23.50')	50277692012	Soil	01/12/21
13	GP-61 SL(23.50'-24.00')	50277692013	Soil	01/12/21
14	GP-62 SL(2.75'-3.25')	50277692014	Soil	01/12/21

LDC #: 50371A1a

VALIDATION COMPLETENESS WORKSHEET

Level III

SDG #: 50277692

Laboratory: Pace Analytical Services, LLC

Date: 02/18/21

Page: 2 of 2

Reviewer: [illegible]

2nd Reviewer: [illegible]

METHOD: GC/MS Volatiles (EPA SW 846 Method 8260)

15	GP-62 SL(17.75'-18.25')	50277692015	Soil	01/12/21
16	GP-62 SL(23.50'-24.00')	50277692016	Soil	01/12/21
17	GP-62 SL(24.00'-24.50')	50277692017	Soil	01/12/21
18	GP-63 SL(14.50'-15.00')	50277692018	Soil	01/12/21
19	GP-63 SL(15.75'-16.25')	50277692019	Soil	01/12/21
+ 20	GP-63 SL(23.75'-24.25') D2	50277692020	Soil	01/12/21
21	GP-63 SL(24.25'-24.75')	50277692021	Soil	01/12/21
22	GP-64 SL(15.75'-16.25')	50277692022	Soil	01/13/21
23	GP-64 SL(23.50'-24.00')	50277692023	Soil	01/13/21
+ 24	GP-64 SL(24.00'-24.50') D3	50277692024	Soil	01/13/21
25	GP-64 SL(24.50'-25.00')	50277692025	Soil	01/13/21
— 26	FD-1 SL D1	50277692026	Soil	01/12/21
27	FD-2 SL D2	50277692027	Soil	01/12/21
28	FD-3 SL D3	50277692028	Soil	01/13/21
29	TB-1	50277692029	Water	01/12/21
30	EB-1	50277692030	Water	01/13/21
31	GP-61 SL(23.50'-24.00')MS	50277692013MS	Soil	01/12/21
32	GP-61 SL(23.50'-24.00')MSD	50277692013MSD	Soil	01/12/21
33				
34				
35				

Notes:

— 1	2777796-MB		(1-9)				
— 2	2779576-		(10-12, 14-17, 23, 24, 28)				
— 3	2777803-		(13)				
— 4	2777810-		(18-22, 25-27)				
5	2778008-		(29, 30)				

TARGET COMPOUND WORKSHEET

METHOD: VOA

A. Chloromethane	AA. Tetrachloroethene	AAA. 1,3,5-Trimethylbenzene	AAAA. Ethyl tert-butyl ether	A1. 1,3-Butadiene	A2.
B. Bromomethane	BB. 1,1,2,2-Tetrachloroethane	BBB. 4-Chlorotoluene	BBBB. tert-Amyl methyl ether	B1. Hexane	B2.
C. Vinyl choride	CC. Toluene	CCC. tert-Butylbenzene	CCCC. 1-Chlorohexane	C1. Heptane	C2.
D. Chloroethane	DD. Chlorobenzene	DDD. 1,2,4-Trimethylbenzene	DDDD. Isopropyl alcohol	D1. Propylene	D2.
E. Methylene chloride	EE. Ethylbenzene	EEE. sec-Butylbenzene	EEEE. Acetonitrile	E1. Freon 11	E2.
F. Acetone	FF. Styrene	FFF. 1,3-Dichlorobenzene	FFFF. Acrolein	F1. Freon 12	F2.
G. Carbon disulfide	GG. Xylenes, total	GGG. p-Isopropyltoluene	GGGG. Acrylonitrile	G1. Freon 113	G2.
H. 1,1-Dichloroethene	HH. Vinyl acetate	HHH. 1,4-Dichlorobenzene	HHHH. 1,4-Dioxane	H1. Freon 114	H2.
I. 1,1-Dichloroethane	II. 2-Chloroethylvinyl ether	III. n-Butylbenzene	IIII. Isobutyl alcohol	I1. 2-Nitropropane	I2.
J. 1,2-Dichloroethene, total	JJ. Dichlorodifluoromethane	JJJ. 1,2-Dichlorobenzene	JJJJ. Methacrylonitrile	J1. Dimethyl disulfide	J2.
K. Chloroform	KK. Trichlorofluoromethane	KKK. 1,2,4-Trichlorobenzene	KKKK. Propionitrile	K1. 2,3-Dimethyl pentane	K2.
L. 1,2-Dichloroethane	LL. Methyl-tert-butyl ether	LLL. Hexachlorobutadiene	LLLL. Ethyl ether	L1. 2,4-Dimethyl pentane	L2.
M. 2-Butanone	MM. 1,2-Dibromo-3-chloropropane	MMM. Naphthalene	MMMM. Benzyl chloride	M1. 3,3-Dimethyl pentane	M2.
N. 1,1,1-Trichloroethane	NN. Methyl ethyl ketone	NNN. 1,2,3-Trichlorobenzene	NNNN. Iodomethane	N1. 2-Methylpentane	N2.
O. Carbon tetrachloride	OO. 2,2-Dichloropropane	OOO. 1,3,5-Trichlorobenzene	OOOO.1,1-Difluoroethane	O1. 3-Methylpentane	O2.
P. Bromodichloromethane	PP. Bromochloromethane	PPP. trans-1,2-Dichloroethene	PPPP. Tetrahydrofuran	P1. 3-Ethylpentane	P2.
Q. 1,2-Dichloropropane	QQ. 1,1-Dichloropropene	QQQ. cis-1,2-Dichloroethene	QQQQ. Methyl acetate	Q1. 2,2-Dimethylpentane	Q2.
R. cis-1,3-Dichloropropene	RR. Dibromomethane	RRR. m,p-Xylenes	RRRR. Ethyl acetate	R1. 2,2,3- Trimethylbutane	R2.
S. Trichloroethene	SS. 1,3-Dichloropropane	SSS. o-Xylene	SSSS. Cyclohexane	S1. 2,2,4-Trimethylpentane	S2.
T. Dibromochloromethane	TT. 1,2-Dibromoethane	TTT. 1,1,2-Trichloro-1,2,2-trifluoroethane	TTTT. Methylcyclohexane	T1. 2-Methylhexane	T2.
U. 1,1,2-Trichloroethane	UU. 1,1,1,2-Tetrachloroethane	UUU. 1,2-Dichlorotetrafluoroethane	UUUU. Allyl chloride	U1. Nonanal	U2.
V. Benzene	VV. Isopropylbenzene	VVV. 4-Ethyltoluene	VVVV. Methyl methacrylate	V1. 2-Methylnaphthalene	V2.
W. trans-1,3-Dichloropropene	WW. Bromobenzene	WWW. Ethanol	WWWW. Ethyl methacrylate	W1. Methanol	W2.
X. Bromoform	XX. 1,2,3-Trichloropropane	XXX. Di-isopropyl ether	XXXX. cis-1,4-Dichloro-2-butene	X1. 1,2,3-Trimethylbenzene	X2.
Y. 4-Methyl-2-pentanone	YY. n-Propylbenzene	YYY. tert-Butanol	YYYY. trans-1,4-Dichloro-2-butene	Y1. 2-Propanol	Y2.
Z. 2-Hexanone	ZZ. 2-Chlorotoluene	ZZZ. tert-Butyl alcohol	ZZZZ. Pentachloroethane	Z1.	Z2.

LDC #: 50371A19

VALIDATION FINDINGS WORKSHEET
Continuing Calibration

Page: 1 of 1
Reviewer: JVG

METHOD: GC/MS VOA (EPA SW 846 Method 8260)

Please see qualifications below for all questions answered "N". Not applicable questions are identified as "N/A".

Y N N/A Was a continuing calibration standard analyzed at least once every 12 hours for each instrument?

Y N N/A Were percent differences (%D) ≤20 % and relative response factors (RRF) within the method criteria?

#	Date	Standard ID	Compound	Finding %D (Limit: <20.0%)	Finding RRF (Limit)	Associated Samples	Qualifications
	01/14/21	B011421.B\B01CCV	AA	27.3828		1-9, MB1 (Det = 1, 2, 6)	J/UJ/A
	01/14/21	B011421.B\B01CCV	QQQ	25.0895		18-22, 25-27, MB4 (ND + Det)	
			PPP	24.7585			
			E	25.4894			
			AA	40.6567			
			N	32.8253			

Note: * = Ave RRF failed method criteria but within validation criteria

CONCAL rrf.wpd

LDC #: SD371 A1a

VALIDATION FINDINGS WORKSHEET
Laboratory Control Samples (LCS)

Reviewer: JVG

METHOD: GC/MS VOA (EPA SW 846 Method 8260)

Please see qualifications below for all questions answered "N". Not applicable questions are identified as "N/A".

Y N N/A Was a LCS required?

Y N N/A Were the LCS percent recoveries (%R) and relative percent difference (RPD) within the QC limits?

#	LCS/LCSD ID	Compound	LCS %R (Limits)	LCSD %R (Limits)	RPD (Limits)	Associated Samples	Qualifications
	2777797 LCS	AA	123 (59-119)	( )	( )	1-9, MB1	J dlts/P
			( )	( )	( )	(Dot = 1, 2, 6)	
			( )	( )	( )		
			( )	( )	( )		
			( )	( )	( )		
			( )	( )	( )		
			( )	( )	( )		
			( )	( )	( )		
			( )	( )	( )		
			( )	( )	( )		
			( )	( )	( )		
			( )	( )	( )		
			( )	( )	( )		
			( )	( )	( )		
			( )	( )	( )		
			( )	( )	( )		
			( )	( )	( )		
			( )	( )	( )		
			( )	( )	( )		
			( )	( )	( )		
			( )	( )	( )		
			( )	( )	( )		
			( )	( )	( )		
			( )	( )	( )		
			( )	( )	( )		
			( )	( )	( )		
			( )	( )	( )		
			( )	( )	( )		

LDC #: 50371A1a

VALIDATION FINDINGS WORKSHEET
Field Duplicates

Reviewer: JVG

METHOD: GC/MS VOA (EPA SW 846 Method 8260C)

Compound	Concentration (mgKg)		RPD
	20	27	
N	0.0061	0.018	99

Compound	Concentration (mg/Kg)		RPD
	24	28	
AA	14.7	24.0	48
S	15.9	11.8	30

V:\Josephine\FIELD DUPLICATES\50371A1a iwm amphenol.wpd

Laboratory Data Consultants, Inc.
Data Validation Report

Project/Site Name: Former Amphenol Facility, OnSite Soil_GP-65 to 73

LDC Report Date: February 18, 2021

Parameters: Volatiles

Validation Level: Level III

Laboratory: Pace Analytical Services, LLC

Sample Delivery Group (SDG): 50277843

Sample Identification	Laboratory Sample Identification	Matrix	Collection Date
GP-65 SL (3.75-4.25)	50277843001	Soil	01/13/21
GP-65 SL (14.50-15.00)	50277843002	Soil	01/13/21
GP-65 SL (23.50-24.00)	50277843003	Soil	01/13/21
GP-65 SL (24.00-24.50)	50277843004	Soil	01/13/21
GP-66 SL (7.0-7.50)	50277843005	Soil	01/13/21
GP-66 SL (24.00-24.50)	50277843006	Soil	01/13/21
GP-66 SL (24.50-25.00)	50277843007	Soil	01/13/21
GP-67 SL (14.75-15.25)	50277843008	Soil	01/13/21
GP-67 SL (23.75-24.25)	50277843009	Soil	01/13/21
GP-67 SL (22.5-23.00)	50277843010	Soil	01/13/21
GP-67 SL (24.25-24.75)	50277843011	Soil	01/13/21
GP-68 SL (14.50-15.00)	50277843012	Soil	01/14/21
GP-68 SL (23.25-23.75)	50277843013	Soil	01/14/21
GP-68 SL (23.75-24.25)	50277843014	Soil	01/14/21
GP-68 SL (24.25-24.75)	50277843015	Soil	01/14/21
GP-69 SL (17.75-18.25)	50277843016	Soil	01/13/21
GP-69 SL (23.50-24.00)	50277843017	Soil	01/13/21
GP-69 SL (24.00-24.50)	50277843018	Soil	01/13/21
GP-69 SL (22.50-23.00)	50277843019	Soil	01/13/21
GP-69 SL (25.00-25.50)	50277843020	Soil	01/13/21
GP-70 SL (15.00-15.50)	50277843021	Soil	01/13/21
GP-70 SL (23.50-24.00)	50277843022	Soil	01/13/21
GP-70 SL (24.00-24.50)	50277843023	Soil	01/13/21
GP-70 SL (24.50-25.00)	50277843024	Soil	01/13/21
GP-71 SL (3.50-4.00)	50277843025	Soil	01/14/21
GP-71 SL (23.00-23.50)	50277843026	Soil	01/14/21

Sample Identification	Laboratory Sample Identification	Matrix	Collection Date
GP-71 SL (23.50-24.00)	50277843027	Soil	01/14/21
GP-71 SL (24.00-24.50)	50277843028	Soil	01/14/21
GP-72 SL (6.50-7.00)	50277843029	Soil	01/13/21
GP-72 SL (23.00-23.50)	50277843030	Soil	01/14/21
GP-72 SL (23.50-24.00)	50277843031	Soil	01/14/21
GP-72 SL (24.00-24.50)	50277843032	Soil	01/14/21
GP-73 SL (3.50-4.00)	50277843033	Soil	01/14/21
GP-73 SL (23.00-23.50)	50277843034	Soil	01/14/21
GP-73 SL (23.50-24.00)	50277843035	Soil	01/14/21
GP-73 SL (24.50-25.00)	50277843036	Soil	01/14/21
FD-4 SL	50277843037	Soil	01/13/21
FD-5 SL	50277843038	Soil	01/13/21
FD-6 SL	50277843039	Soil	01/13/21
FD-7 SL	50277843040	Soil	01/14/21
EB-2 WT	50277843041	Water	01/14/21
TB-2 WT	50277843043	Water	01/14/21
GP-65 SL (24.00-24.50)MS	50277843004MS	Soil	01/13/21
GP-65 SL (24.00-24.50)MSD	50277843004MSD	Soil	01/13/21
GP-69 SL (17.75-18.25)MS	50277843016MS	Soil	01/13/21
GP-69 SL (17.75-18.25)MSD	50277843016MSD	Soil	01/13/21
GP-73 SL (24.50-25.00)MS	50277843036MS	Soil	01/14/21
GP-73 SL (24.50-25.00)MSD	50277843036MSD	Soil	01/14/21

Introduction

This Data Validation Report (DVR) presents data validation findings and results for the associated samples listed on the cover page. Data validation was performed in accordance with the cover page. Data validation was performed in accordance with the On-Site Soil Investigation Work Plan, Franklin Power Products, Inc./Amphenol Corporation, Franklin, Indiana (February 2020), the Design-Level Data Soil Investigation Work Plan, Franklin Power Products, Inc./Amphenol Corporation, Franklin, Indiana (February 2019), and a modified outline of the USEPA National Functional Guidelines (NFG) for Organic Superfund Methods Data Review (January 2017). Where specific guidance was not available, the data has been evaluated in a conservative manner consistent with industry standards using professional experience.

The analyses were performed by the following method:

Volatile Organic Compounds (VOCs) by Environmental Protection Agency (EPA) SW 846 Method 8260C

All sample results were subjected to Level III data validation, which comprises an evaluation of quality control (QC) summary results.

The following are definitions of the data qualifiers utilized during data validation:

J (Estimated): The compound or analyte was analyzed for and positively identified by the laboratory; however the reported concentration is estimated due to non-conformances discovered during data validation.

U (Non-detected): The compound or analyte was analyzed for and positively identified by the laboratory; however the compound or analyte should be considered non-detected at the reported concentration due to the presence of contaminants detected in the associated blank(s).

UJ (Non-detected estimated): The compound or analyte was reported as not detected by the laboratory; however the reported quantitation/detection limit is estimated due to non-conformances discovered during data validation.

R (Rejected): The sample results were rejected due to gross non-conformances discovered during data validation. Data qualified as rejected is not usable.

NA (Not Applicable): The non-conformance discovered during data validation demonstrates a high bias, while the affected compound or analyte in the associated sample(s) was reported as not detected by the laboratory and did not warrant the qualification of the data.

A qualification summary table is provided at the end of this report if data has been qualified. Flags are classified as P (protocol) or A (advisory) to indicate whether the flag is due to a laboratory deviation from a specified protocol or is of technical advisory nature.

I. Sample Receipt and Technical Holding Times

All samples were received in good condition.

All technical holding time requirements were met.

II. GC/MS Instrument Performance Check

A bromofluorobenzene (BFB) tune was performed at 12 hour intervals.

All ion abundance requirements were met.

III. Initial Calibration and Initial Calibration Verification

An initial calibration was performed as required by the method.

For compounds where average relative response factors (RRFs) were utilized, the percent relative standard deviations (%RSD) were less than or equal to 20.0%.

In the case where the laboratory used a calibration curve to evaluate the compounds, all coefficients of determination (r^2) were greater than or equal to 0.990.

Average relative response factors (RRF) for all compounds were within validation criteria.

The percent differences (%D) of the initial calibration verification (ICV) standard were less than or equal to 30.0% for all compounds.

IV. Continuing Calibration

Continuing calibration was performed at the required frequencies.

The percent differences (%D) were less than or equal to 20.0% for all compounds with the following exceptions:

Date	Compound	%D	Associated Samples	Flag	A or P
01/15/21	trans-1,2-Dichloroethene	20.4203	GP-65 SL (3.75-4.25) GP-65 SL (14.50-15.00) GP-65 SL (23.50-24.00) GP-65 SL (24.00-24.50) GP-66 SL (7.0-7.50) GP-66 SL (24.00-24.50) GP-66 SL (24.50-25.00) GP-67 SL (14.75-15.25) GP-67 SL (23.75-24.25) GP-67 SL (22.5-23.00) GP-67 SL (24.25-24.75) GP-68 SL (14.50-15.00) GP-68 SL (23.25-23.75) GP-68 SL (23.75-24.25) GP-68 SL (24.25-24.75) GP-69 SL (24.00-24.50) GP-69 SL (22.50-23.00) GP-69 SL (25.00-25.50) GP-70 SL (15.00-15.50) GP-70 SL (23.50-24.00)	UJ (all non-detects)	A

All of the continuing calibration relative response factors (RRF) were within validation criteria.

V. Laboratory Blanks

Laboratory blanks were analyzed as required by the method. No contaminants were found in the laboratory blanks.

VI. Field Blanks

Sample TB-2 WT was identified as a trip blank. No contaminants were found.

Samples EB-1 (from SDG 50277692) and EB-2 WT were identified as equipment blanks. No contaminants were found.

VII. Surrogates

Surrogates were added to all samples as required by the method. All surrogate recoveries (%R) were within QC limits.

VIII. Matrix Spike/Matrix Spike Duplicates

Matrix spike (MS) and matrix spike duplicate (MSD) sample analysis was performed on an associated project sample. Percent recoveries (%R) were within QC limits with the following exceptions:

Spike ID (Associated Samples)	Compound	MS (%R) (Limits)	MSD (%R) (Limits)	Flag	A or P
GP-73 SL (24.50-25.00)MS/MSD (GP-73 SL (24.50-25.00))	Tetrachloroethene	-	443 (10-173)	J (all detects)	A

Relative percent differences (RPD) were within QC limits with the following exceptions:

Spike ID (Associated Samples)	Compound	RPD (Limits)	Flag	A or P
GP-69 SL (17.75-18.25)MS/MSD (GP-69 SL (17.75-18.25))	Vinyl chloride	21 (≤20)	NA	-
GP-73 SL (24.50-25.00)MS/MSD (GP-73 SL (24.50-25.00))	1,1-Dichloroethane	27 (≤20)	J (all detects)	A
GP-73 SL (24.50-25.00)MS/MSD (GP-73 SL (24.50-25.00))	Methylene chloride Tetrachloroethene Vinyl chloride	23 (≤20) 86 (≤20) 22 (≤20)	NA	-

For GP-65 SL (24.00-24.50)MS/MSD, since the MS and MSD were spiked at different concentrations, the associated MS/MSD results were considered not comparable. Using professional judgment, no data were qualified due to RPDs outside the QC limits.

IX. Laboratory Control Samples

Laboratory control samples (LCS) were analyzed as required by the method. Percent recoveries (%R) were within QC limits.

X. Field Duplicates

Samples GP-66 SL (24.00-24.50) and FD-5 SL, samples GP-69 SL (22.50-23.00) and FD-4 SL, samples GP-71 SL (23.00-23.50) and FD-6 SL, and samples GP-73 SL (23.00-23.50) and FD-7 SL were identified as field duplicates. No results were detected in any of the samples with the following exceptions:

Compound	Concentration (mg/Kg)		RPD
	GP-66 SL (24.00-24.50)	FD-5 SL	
Tetrachloroethene	4.6	378	195
Trichloroethene	0.26U	1.6	Not calculable

Compound	Concentration (mg/Kg)		RPD
	GP-69 SL (22.50-23.00)	FD-4 SL	
Tetrachloroethene	0.028	0.038	30

Compound	Concentration (mg/Kg)		RPD
	GP-71 SL (23.00-23.50)	FD-6 SL	
Tetrachloroethene	74.0	117	45
Trichloroethene	2.9	3.5	19
1,1,1-Trichloroethane	0.56U	0.61	Not calculable

Compound	Concentration (mg/Kg)		RPD
	GP-73 SL (23.00-23.50)	FD-7 SL	
Tetrachloroethene	36.8	33.6	9
Trichloroethene	0.51U	0.0065	Not calculable
1,1,1-Trichloroethane	0.51U	0.055	Not calculable

XI. Internal Standards

All internal standard areas and retention times were within QC limits.

XII. Compound Quantitation

All compound quantitations met validation criteria with the following exceptions:

Sample	Compound	Finding	Criteria	Flag	A or P
GP-69 SL (24.00-24.50) GP-72 SL (23.00-23.50)	Tetrachloroethene	Sample result exceeded calibration range.	Reported result should be within calibration range.	J (all detects)	A

Raw data were not reviewed for Level III validation.

XIII. Target Compound Identifications

Raw data were not reviewed for Level III validation.

XIV. System Performance

Raw data were not reviewed for Level III validation.

XV. Overall Assessment of Data

The analysis was conducted within all specifications of the method. No results were rejected in this SDG.

Due to continuing calibration %D, MS/MSD %R and RPD, and results exceeding the calibration range, data were qualified as estimated in twenty-two samples.

The quality control criteria reviewed, other than those discussed above, were met and are considered acceptable.

Former Amphenol Facility, OnSite Soil_GP-65 to 73
Volatiles - Data Qualification Summary - SDG 50277843

Sample	Compound	Flag	A or P	Reason
GP-65 SL (3.75-4.25) GP-65 SL (14.50-15.00) GP-65 SL (23.50-24.00) GP-65 SL (24.00-24.50) GP-66 SL (7.0-7.50) GP-66 SL (24.00-24.50) GP-66 SL (24.50-25.00) GP-67 SL (14.75-15.25) GP-67 SL (23.75-24.25) GP-67 SL (22.5-23.00) GP-67 SL (24.25-24.75) GP-68 SL (14.50-15.00) GP-68 SL (23.25-23.75) GP-68 SL (23.75-24.25) GP-68 SL (24.25-24.75) GP-69 SL (24.00-24.50) GP-69 SL (22.50-23.00) GP-69 SL (25.00-25.50) GP-70 SL (15.00-15.50) GP-70 SL (23.50-24.00)	trans-1,2-Dichloroethene	UJ (all non-detects)	A	Continuing calibration (%D)
GP-73 SL (24.50-25.00)	Tetrachloroethene	J (all detects)	A	Matrix spike/Matrix spike duplicate (%R)
GP-73 SL (24.50-25.00)	1,1-Dichloroethane	J (all detects)	A	Matrix spike/Matrix spike duplicate (RPD)
GP-69 SL (24.00-24.50) GP-72 SL (23.00-23.50)	Tetrachloroethene	J (all detects)	A	Compound quantitation (exceeded range)

Former Amphenol Facility, OnSite Soil_GP-65 to 73
Volatiles - Laboratory Blank Data Qualification Summary - SDG 50277843

No Sample Data Qualified in this SDG

Former Amphenol Facility, OnSite Soil_GP-65 to 73
Volatiles - Field Blank Data Qualification Summary - SDG 50277843

No Sample Data Qualified in this SDG

Pace Analytical Services, LLC
7726 Moller Road
Indianapolis, IN 46268
(317)228-3100

ANALYTICAL RESULTS

Project: Former Amphenol Facility
Pace Project No.: 50277843

Sample: GP-65 SL (3.75-4.25) **Lab ID: 50277843001** Collected: 01/13/21 18:00 Received: 01/14/21 16:10 Matrix: Solid

Results reported on a "dry weight" basis and are adjusted for percent moisture, sample size and any dilutions.

Parameters	Results	Units	Report Limit	DF	Prepared	Analyzed	CAS No.	Qual
8260 MSV 5035A VOA	Analytical Method: EPA 8260							
	Pace Analytical Services - Indianapolis							
1,1-Dichloroethane	ND	mg/kg	0.0063	1		01/15/21 18:35	75-34-3	
1,2-Dichloroethane	ND	mg/kg	0.0063	1		01/15/21 18:35	107-06-2	
cis-1,2-Dichloroethene	ND	mg/kg	0.0063	1		01/15/21 18:35	156-59-2	
trans-1,2-Dichloroethene	ND UJ	mg/kg	0.0063	1		01/15/21 18:35	156-60-5	
Methylene Chloride	ND	mg/kg	0.025	1		01/15/21 18:35	75-09-2	
Tetrachloroethene	**0.028**	mg/kg	0.0063	1		01/15/21 18:35	127-18-4	
1,1,1-Trichloroethane	ND	mg/kg	0.0063	1		01/15/21 18:35	71-55-6	
Trichloroethene	ND	mg/kg	0.0063	1		01/15/21 18:35	79-01-6	
Vinyl chloride	ND	mg/kg	0.0063	1		01/15/21 18:35	75-01-4	
Surrogates								
Dibromofluoromethane (S)	101	%.	73-133	1		01/15/21 18:35	1868-53-7	
Toluene-d8 (S)	99	%.	73-130	1		01/15/21 18:35	2037-26-5	
4-Bromofluorobenzene (S)	97	%.	55-129	1		01/15/21 18:35	460-00-4	
Percent Moisture	Analytical Method: SM 2540G							
	Pace Analytical Services - Indianapolis							
Percent Moisture	**20.4**	%	0.10	1		01/15/21 13:34		N2

Pace Analytical Services, LLC
7726 Moller Road
Indianapolis, IN 46268
(317)228-3100

ANALYTICAL RESULTS

Project: Former Amphenol Facility
Pace Project No.: 50277843

Sample: GP-65 SL (14.50-15.00) **Lab ID: 50277843002** Collected: 01/13/21 18:10 Received: 01/14/21 16:10 Matrix: Solid

Results reported on a "dry weight" basis and are adjusted for percent moisture, sample size and any dilutions.

Parameters	Results	Units	Report Limit	DF	Prepared	Analyzed	CAS No.	Qual
8260 MSV 5035A VOA	Analytical Method: EPA 8260							
	Pace Analytical Services - Indianapolis							
1,1-Dichloroethane	ND	mg/kg	0.0065	1		01/15/21 19:00	75-34-3	
1,2-Dichloroethane	ND	mg/kg	0.0065	1		01/15/21 19:00	107-06-2	
cis-1,2-Dichloroethene	ND	mg/kg	0.0065	1		01/15/21 19:00	156-59-2	
trans-1,2-Dichloroethene	ND UJ	mg/kg	0.0065	1		01/15/21 19:00	156-60-5	
Methylene Chloride	ND	mg/kg	0.026	1		01/15/21 19:00	75-09-2	
Tetrachloroethene	**0.12**	mg/kg	0.0065	1		01/15/21 19:00	127-18-4	
1,1,1-Trichloroethane	ND	mg/kg	0.0065	1		01/15/21 19:00	71-55-6	
Trichloroethene	ND	mg/kg	0.0065	1		01/15/21 19:00	79-01-6	
Vinyl chloride	ND	mg/kg	0.0065	1		01/15/21 19:00	75-01-4	
Surrogates								
Dibromofluoromethane (S)	103	%.	73-133	1		01/15/21 19:00	1868-53-7	
Toluene-d8 (S)	101	%.	73-130	1		01/15/21 19:00	2037-26-5	
4-Bromofluorobenzene (S)	91	%.	55-129	1		01/15/21 19:00	460-00-4	
Percent Moisture	Analytical Method: SM 2540G							
	Pace Analytical Services - Indianapolis							
Percent Moisture	**6.0**	%	0.10	1		01/15/21 13:34		N2

Pace Analytical Services, LLC
7726 Moller Road
Indianapolis, IN 46268
(317)228-3100

ANALYTICAL RESULTS

Project: Former Amphenol Facility
Pace Project No.: 50277843

Sample: GP-65 SL (23.50-24.00) **Lab ID: 50277843003** Collected: 01/13/21 18:30 Received: 01/14/21 16:10 Matrix: Solid

Results reported on a "dry weight" basis and are adjusted for percent moisture, sample size and any dilutions.

Parameters	Results	Units	Report Limit	DF	Prepared	Analyzed	CAS No.	Qual
8260 MSV 5035A VOA	Analytical Method: EPA 8260							
	Pace Analytical Services - Indianapolis							
1,1-Dichloroethane	ND	mg/kg	0.0051	1		01/15/21 19:24	75-34-3	
1,2-Dichloroethane	ND	mg/kg	0.0051	1		01/15/21 19:24	107-06-2	
cis-1,2-Dichloroethene	ND	mg/kg	0.0051	1		01/15/21 19:24	156-59-2	
trans-1,2-Dichloroethene	ND UJ	mg/kg	0.0051	1		01/15/21 19:24	156-60-5	
Methylene Chloride	ND	mg/kg	0.021	1		01/15/21 19:24	75-09-2	
Tetrachloroethene	ND	mg/kg	0.0051	1		01/15/21 19:24	127-18-4	
1,1,1-Trichloroethane	ND	mg/kg	0.0051	1		01/15/21 19:24	71-55-6	
Trichloroethene	ND	mg/kg	0.0051	1		01/15/21 19:24	79-01-6	
Vinyl chloride	ND	mg/kg	0.0051	1		01/15/21 19:24	75-01-4	
Surrogates								
Dibromofluoromethane (S)	100	%.	73-133	1		01/15/21 19:24	1868-53-7	
Toluene-d8 (S)	102	%.	73-130	1		01/15/21 19:24	2037-26-5	
4-Bromofluorobenzene (S)	95	%.	55-129	1		01/15/21 19:24	460-00-4	
Percent Moisture	Analytical Method: SM 2540G							
	Pace Analytical Services - Indianapolis							
Percent Moisture	**15.0**	%	0.10	1		01/15/21 13:34		N2

Pace Analytical Services, LLC
7726 Moller Road
Indianapolis, IN 46268
(317)228-3100

ANALYTICAL RESULTS

Project: Former Amphenol Facility
Pace Project No.: 50277843

Sample: GP-65 SL (24.00-24.50) **Lab ID: 50277843004** Collected: 01/13/21 18:35 Received: 01/14/21 16:10 Matrix: Solid

Results reported on a "dry weight" basis and are adjusted for percent moisture, sample size and any dilutions.

Parameters	Results	Units	Report Limit	DF	Prepared	Analyzed	CAS No.	Qual
8260 MSV 5035A VOA	Analytical Method: EPA 8260							
	Pace Analytical Services - Indianapolis							
1,1-Dichloroethane	ND	mg/kg	0.0046	1		01/15/21 19:49	75-34-3	R1
1,2-Dichloroethane	ND	mg/kg	0.0046	1		01/15/21 19:49	107-06-2	R1
cis-1,2-Dichloroethene	ND	mg/kg	0.0046	1		01/15/21 19:49	156-59-2	R1
trans-1,2-Dichloroethene	ND UJ	mg/kg	0.0046	1		01/15/21 19:49	156-60-5	R1
Methylene Chloride	ND	mg/kg	0.018	1		01/15/21 19:49	75-09-2	
Tetrachloroethene	ND	mg/kg	0.0046	1		01/15/21 19:49	127-18-4	R1
1,1,1-Trichloroethane	ND	mg/kg	0.0046	1		01/15/21 19:49	71-55-6	R1
Trichloroethene	ND	mg/kg	0.0046	1		01/15/21 19:49	79-01-6	R1
Vinyl chloride	ND	mg/kg	0.0046	1		01/15/21 19:49	75-01-4	
Surrogates								
Dibromofluoromethane (S)	107	%.	73-133	1		01/15/21 19:49	1868-53-7	
Toluene-d8 (S)	123	%.	73-130	1		01/15/21 19:49	2037-26-5	
4-Bromofluorobenzene (S)	75	%.	55-129	1		01/15/21 19:49	460-00-4	
Percent Moisture	Analytical Method: SM 2540G							
	Pace Analytical Services - Indianapolis							
Percent Moisture	**6.4**	%	0.10	1		01/15/21 13:35		N2

Pace Analytical Services, LLC
7726 Moller Road
Indianapolis, IN 46268
(317)228-3100

ANALYTICAL RESULTS

Project: Former Amphenol Facility
Pace Project No.: 50277843

Sample: GP-66 SL (7.0-7.50) **Lab ID: 50277843005** Collected: 01/13/21 20:45 Received: 01/14/21 16:10 Matrix: Solid

Results reported on a "dry weight" basis and are adjusted for percent moisture, sample size and any dilutions.

Parameters	Results	Units	Report Limit	DF	Prepared	Analyzed	CAS No.	Qual
8260 MSV 5035A VOA	Analytical Method: EPA 8260							
	Pace Analytical Services - Indianapolis							
1,1-Dichloroethane	ND	mg/kg	0.0045	1		01/15/21 21:02	75-34-3	
1,2-Dichloroethane	ND	mg/kg	0.0045	1		01/15/21 21:02	107-06-2	
cis-1,2-Dichloroethene	ND	mg/kg	0.0045	1		01/15/21 21:02	156-59-2	
trans-1,2-Dichloroethene	ND U5	mg/kg	0.0045	1		01/15/21 21:02	156-60-5	
Methylene Chloride	ND	mg/kg	0.018	1		01/15/21 21:02	75-09-2	
Tetrachloroethene	**0.040**	mg/kg	0.0045	1		01/15/21 21:02	127-18-4	
1,1,1-Trichloroethane	ND	mg/kg	0.0045	1		01/15/21 21:02	71-55-6	
Trichloroethene	ND	mg/kg	0.0045	1		01/15/21 21:02	79-01-6	
Vinyl chloride	ND	mg/kg	0.0045	1		01/15/21 21:02	75-01-4	
Surrogates								
Dibromofluoromethane (S)	106	%.	73-133	1		01/15/21 21:02	1868-53-7	
Toluene-d8 (S)	104	%.	73-130	1		01/15/21 21:02	2037-26-5	
4-Bromofluorobenzene (S)	95	%.	55-129	1		01/15/21 21:02	460-00-4	
Percent Moisture	Analytical Method: SM 2540G							
	Pace Analytical Services - Indianapolis							
Percent Moisture	**5.0**	%	0.10	1		01/15/21 13:35		N2

Pace Analytical Services, LLC
7726 Moller Road
Indianapolis, IN 46268
(317)228-3100

ANALYTICAL RESULTS

Project: Former Amphenol Facility
Pace Project No.: 50277843

Sample: GP-66 SL (24.00-24.50) **Lab ID: 50277843006** Collected: 01/13/21 21:05 Received: 01/14/21 16:10 Matrix: Solid

Results reported on a "dry weight" basis and are adjusted for percent moisture, sample size and any dilutions.

Parameters	Results	Units	Report Limit	DF	Prepared	Analyzed	CAS No.	Qual
8260 MSV 5035A VOA	Analytical Method: EPA 8260							
	Pace Analytical Services - Indianapolis							
1,1-Dichloroethane	ND	mg/kg	0.26	50		01/16/21 02:45	75-34-3	
1,2-Dichloroethane	ND	mg/kg	0.26	50		01/16/21 02:45	107-06-2	
cis-1,2-Dichloroethene	ND	mg/kg	0.26	50		01/16/21 02:45	156-59-2	
trans-1,2-Dichloroethene	ND UJ	mg/kg	0.26	50		01/16/21 02:45	156-60-5	
Methylene Chloride	ND	mg/kg	1.0	50		01/16/21 02:45	75-09-2	
Tetrachloroethene	**4.6**	mg/kg	0.26	50		01/16/21 02:45	127-18-4	
1,1,1-Trichloroethane	ND	mg/kg	0.26	50		01/16/21 02:45	71-55-6	
Trichloroethene	ND	mg/kg	0.26	50		01/16/21 02:45	79-01-6	
Vinyl chloride	ND	mg/kg	0.26	50		01/16/21 02:45	75-01-4	
Surrogates								
Dibromofluoromethane (S)	95	%.	73-133	50		01/16/21 02:45	1868-53-7	D4
Toluene-d8 (S)	96	%.	73-130	50		01/16/21 02:45	2037-26-5	
4-Bromofluorobenzene (S)	95	%.	55-129	50		01/16/21 02:45	460-00-4	
Percent Moisture	Analytical Method: SM 2540G							
	Pace Analytical Services - Indianapolis							
Percent Moisture	**15.7**	%	0.10	1		01/15/21 13:35		N2

Pace Analytical Services, LLC
7726 Moller Road
Indianapolis, IN 46268
(317)228-3100

ANALYTICAL RESULTS

Project: Former Amphenol Facility
Pace Project No.: 50277843

Sample: GP-66 SL (24.50-25.00) **Lab ID: 50277843007** Collected: 01/13/21 21:10 Received: 01/14/21 16:10 Matrix: Solid

Results reported on a "dry weight" basis and are adjusted for percent moisture, sample size and any dilutions.

Parameters	Results	Units	Report Limit	DF	Prepared	Analyzed	CAS No.	Qual
8260 MSV 5035A VOA	Analytical Method: EPA 8260							
	Pace Analytical Services - Indianapolis							
1,1-Dichloroethane	**0.028**	mg/kg	0.0043	1		01/15/21 21:27	75-34-3	
1,2-Dichloroethane	ND	mg/kg	0.0043	1		01/15/21 21:27	107-06-2	
cis-1,2-Dichloroethene	ND	mg/kg	0.0043	1		01/15/21 21:27	156-59-2	
trans-1,2-Dichloroethene	ND LS	mg/kg	0.0043	1		01/15/21 21:27	156-60-5	
Methylene Chloride	ND	mg/kg	0.017	1		01/15/21 21:27	75-09-2	
Tetrachloroethene	**16.2**	mg/kg	2.4	500		01/18/21 19:33	127-18-4	
1,1,1-Trichloroethane	ND	mg/kg	0.0043	1		01/15/21 21:27	71-55-6	
Trichloroethene	**4.7**	mg/kg	0.24	50		01/18/21 12:36	79-01-6	
Vinyl chloride	ND	mg/kg	0.0043	1		01/15/21 21:27	75-01-4	
Surrogates								
Dibromofluoromethane (S)	103	%.	73-133	1		01/15/21 21:27	1868-53-7	
Toluene-d8 (S)	99	%.	73-130	1		01/15/21 21:27	2037-26-5	
4-Bromofluorobenzene (S)	97	%.	55-129	1		01/15/21 21:27	460-00-4	
Percent Moisture	Analytical Method: SM 2540G							
	Pace Analytical Services - Indianapolis							
Percent Moisture	**7.1**	%	0.10	1		01/15/21 13:35		N2

Pace Analytical Services, LLC
7726 Moller Road
Indianapolis, IN 46268
(317)228-3100

ANALYTICAL RESULTS

Project: Former Amphenol Facility
Pace Project No.: 50277843

Sample: GP-67 SL (14.75-15.25) **Lab ID: 50277843008** Collected: 01/13/21 21:45 Received: 01/14/21 16:10 Matrix: Solid

Results reported on a "dry weight" basis and are adjusted for percent moisture, sample size and any dilutions.

Parameters	Results	Units	Report Limit	DF	Prepared	Analyzed	CAS No.	Qual
8260 MSV 5035A VOA	Analytical Method: EPA 8260							
	Pace Analytical Services - Indianapolis							
1,1-Dichloroethane	ND	mg/kg	0.0045	1		01/15/21 21:51	75-34-3	
1,2-Dichloroethane	ND	mg/kg	0.0045	1		01/15/21 21:51	107-06-2	
cis-1,2-Dichloroethene	ND	mg/kg	0.0045	1		01/15/21 21:51	156-59-2	
trans-1,2-Dichloroethene	ND UJ	mg/kg	0.0045	1		01/15/21 21:51	156-60-5	
Methylene Chloride	ND	mg/kg	0.018	1		01/15/21 21:51	75-09-2	
Tetrachloroethene	**0.087**	mg/kg	0.0045	1		01/15/21 21:51	127-18-4	
1,1,1-Trichloroethane	ND	mg/kg	0.0045	1		01/15/21 21:51	71-55-6	
Trichloroethene	**0.0048**	mg/kg	0.0045	1		01/15/21 21:51	79-01-6	
Vinyl chloride	ND	mg/kg	0.0045	1		01/15/21 21:51	75-01-4	
Surrogates								
Dibromofluoromethane (S)	101	%.	73-133	1		01/15/21 21:51	1868-53-7	
Toluene-d8 (S)	107	%.	73-130	1		01/15/21 21:51	2037-26-5	
4-Bromofluorobenzene (S)	87	%.	55-129	1		01/15/21 21:51	460-00-4	
Percent Moisture	Analytical Method: SM 2540G							
	Pace Analytical Services - Indianapolis							
Percent Moisture	**4.9**	%	0.10	1		01/15/21 13:35		N2

Pace Analytical Services, LLC
7726 Moller Road
Indianapolis, IN 46268
(317)228-3100

ANALYTICAL RESULTS

Project: Former Amphenol Facility
Pace Project No.: 50277843

Sample: GP-67 SL (23.75-24.25) **Lab ID: 50277843009** Collected: 01/13/21 22:15 Received: 01/14/21 16:10 Matrix: Solid

Results reported on a "dry weight" basis and are adjusted for percent moisture, sample size and any dilutions.

Parameters	Results	Units	Report Limit	DF	Prepared	Analyzed	CAS No.	Qual
8260 MSV 5035A VOA	Analytical Method: EPA 8260							
	Pace Analytical Services - Indianapolis							
1,1-Dichloroethane	ND	mg/kg	0.0056	1		01/15/21 22:16	75-34-3	
1,2-Dichloroethane	ND	mg/kg	0.0056	1		01/15/21 22:16	107-06-2	
cis-1,2-Dichloroethene	ND	mg/kg	0.0056	1		01/15/21 22:16	156-59-2	
trans-1,2-Dichloroethene	ND UJ	mg/kg	0.0056	1		01/15/21 22:16	156-60-5	
Methylene Chloride	ND	mg/kg	0.023	1		01/15/21 22:16	75-09-2	
Tetrachloroethene	**42.6**	mg/kg	2.6	500		01/18/21 19:57	127-18-4	
1,1,1-Trichloroethane	ND	mg/kg	0.0056	1		01/15/21 22:16	71-55-6	
Trichloroethene	**0.072**	mg/kg	0.0056	1		01/15/21 22:16	79-01-6	
Vinyl chloride	ND	mg/kg	0.0056	1		01/15/21 22:16	75-01-4	
Surrogates								
Dibromofluoromethane (S)	105	%.	73-133	1		01/15/21 22:16	1868-53-7	
Toluene-d8 (S)	98	%.	73-130	1		01/15/21 22:16	2037-26-5	
4-Bromofluorobenzene (S)	101	%.	55-129	1		01/15/21 22:16	460-00-4	
Percent Moisture	Analytical Method: SM 2540G							
	Pace Analytical Services - Indianapolis							
Percent Moisture	**15.9**	%	0.10	1		01/15/21 13:35		N2

Pace Analytical Services, LLC
7726 Moller Road
Indianapolis, IN 46268
(317)228-3100

ANALYTICAL RESULTS

Project: Former Amphenol Facility
Pace Project No.: 50277843

Sample: GP-67 SL (22.5-23.00) **Lab ID: 50277843010** Collected: 01/13/21 22:00 Received: 01/14/21 16:10 Matrix: Solid

Results reported on a "dry weight" basis and are adjusted for percent moisture, sample size and any dilutions.

Parameters	Results	Units	Report Limit	DF	Prepared	Analyzed	CAS No.	Qual
8260 MSV 5035A VOA	Analytical Method: EPA 8260							
	Pace Analytical Services - Indianapolis							
1,1-Dichloroethane	ND	mg/kg	0.0055	1		01/15/21 22:40	75-34-3	
1,2-Dichloroethane	ND	mg/kg	0.0055	1		01/15/21 22:40	107-06-2	
cis-1,2-Dichloroethene	ND	mg/kg	0.0055	1		01/15/21 22:40	156-59-2	
trans-1,2-Dichloroethene	ND VJ	mg/kg	0.0055	1		01/15/21 22:40	156-60-5	
Methylene Chloride	ND	mg/kg	0.022	1		01/15/21 22:40	75-09-2	
Tetrachloroethene	**0.18**	mg/kg	0.0055	1		01/15/21 22:40	127-18-4	
1,1,1-Trichloroethane	ND	mg/kg	0.0055	1		01/15/21 22:40	71-55-6	
Trichloroethene	ND	mg/kg	0.0055	1		01/15/21 22:40	79-01-6	
Vinyl chloride	ND	mg/kg	0.0055	1		01/15/21 22:40	75-01-4	
Surrogates								
Dibromofluoromethane (S)	102	%.	73-133	1		01/15/21 22:40	1868-53-7	
Toluene-d8 (S)	100	%.	73-130	1		01/15/21 22:40	2037-26-5	
4-Bromofluorobenzene (S)	95	%.	55-129	1		01/15/21 22:40	460-00-4	
Percent Moisture	Analytical Method: SM 2540G							
	Pace Analytical Services - Indianapolis							
Percent Moisture	**16.3**	%	0.10	1		01/15/21 13:36		N2

Pace Analytical Services, LLC
7726 Moller Road
Indianapolis, IN 46268
(317)228-3100

ANALYTICAL RESULTS

Project: Former Amphenol Facility
Pace Project No.: 50277843

Sample: GP-67 SL (24.25-24.75) **Lab ID: 50277843011** Collected: 01/13/21 22:20 Received: 01/14/21 16:10 Matrix: Solid

Results reported on a "dry weight" basis and are adjusted for percent moisture, sample size and any dilutions.

Parameters	Results	Units	Report Limit	DF	Prepared	Analyzed	CAS No.	Qual
8260 MSV 5035A VOA	Analytical Method: EPA 8260							
	Pace Analytical Services - Indianapolis							
1,1-Dichloroethane	ND	mg/kg	0.43	100		01/16/21 03:09	75-34-3	
1,2-Dichloroethane	ND	mg/kg	0.43	100		01/16/21 03:09	107-06-2	
cis-1,2-Dichloroethene	ND	mg/kg	0.43	100		01/16/21 03:09	156-59-2	
trans-1,2-Dichloroethene	ND UJ	mg/kg	0.43	100		01/16/21 03:09	156-60-5	
Methylene Chloride	ND	mg/kg	1.7	100		01/16/21 03:09	75-09-2	
Tetrachloroethene	**24.8**	mg/kg	2.1	500		01/18/21 13:25	127-18-4	
1,1,1-Trichloroethane	ND	mg/kg	0.43	100		01/16/21 03:09	71-55-6	
Trichloroethene	**5.8**	mg/kg	0.43	100		01/16/21 03:09	79-01-6	
Vinyl chloride	ND	mg/kg	0.43	100		01/16/21 03:09	75-01-4	
Surrogates								
Dibromofluoromethane (S)	100	%.	73-133	100		01/16/21 03:09	1868-53-7	D4
Toluene-d8 (S)	96	%.	73-130	100		01/16/21 03:09	2037-26-5	
4-Bromofluorobenzene (S)	100	%.	55-129	100		01/16/21 03:09	460-00-4	
Percent Moisture	Analytical Method: SM 2540G							
	Pace Analytical Services - Indianapolis							
Percent Moisture	**8.9**	%	0.10	1		01/15/21 13:36		N2

Pace Analytical Services, LLC
7726 Moller Road
Indianapolis, IN 46268
(317)228-3100

ANALYTICAL RESULTS

Project: Former Amphenol Facility
Pace Project No.: 50277843

Sample: GP-68 SL (14.50-15.00) **Lab ID: 50277843012** Collected: 01/14/21 01:20 Received: 01/14/21 16:10 Matrix: Solid

Results reported on a "dry weight" basis and are adjusted for percent moisture, sample size and any dilutions.

Parameters	Results	Units	Report Limit	DF	Prepared	Analyzed	CAS No.	Qual
8260 MSV 5035A VOA	Analytical Method: EPA 8260							
	Pace Analytical Services - Indianapolis							
1,1-Dichloroethane	ND	mg/kg	0.0051	1		01/15/21 23:05	75-34-3	
1,2-Dichloroethane	ND	mg/kg	0.0051	1		01/15/21 23:05	107-06-2	
cis-1,2-Dichloroethene	ND	mg/kg	0.0051	1		01/15/21 23:05	156-59-2	
trans-1,2-Dichloroethene	ND UJ	mg/kg	0.0051	1		01/15/21 23:05	156-60-5	
Methylene Chloride	ND	mg/kg	0.020	1		01/15/21 23:05	75-09-2	
Tetrachloroethene	**1.6**	mg/kg	0.30	50		01/18/21 13:49	127-18-4	
1,1,1-Trichloroethane	**0.0068**	mg/kg	0.0051	1		01/15/21 23:05	71-55-6	
Trichloroethene	**0.016**	mg/kg	0.0051	1		01/15/21 23:05	79-01-6	
Vinyl chloride	ND	mg/kg	0.0051	1		01/15/21 23:05	75-01-4	
Surrogates								
Dibromofluoromethane (S)	106	%.	73-133	1		01/15/21 23:05	1868-53-7	
Toluene-d8 (S)	107	%.	73-130	1		01/15/21 23:05	2037-26-5	
4-Bromofluorobenzene (S)	78	%.	55-129	1		01/15/21 23:05	460-00-4	
Percent Moisture	Analytical Method: SM 2540G							
	Pace Analytical Services - Indianapolis							
Percent Moisture	**5.1**	%	0.10	1		01/15/21 13:36		N2

Pace Analytical Services, LLC
7726 Moller Road
Indianapolis, IN 46268
(317)228-3100

ANALYTICAL RESULTS

Project: Former Amphenol Facility
Pace Project No.: 50277843

Sample: GP-68 SL (23.25-23.75) **Lab ID: 50277843013** Collected: 01/14/21 01:35 Received: 01/14/21 16:10 Matrix: Solid

Results reported on a "dry weight" basis and are adjusted for percent moisture, sample size and any dilutions.

Parameters	Results	Units	Report Limit	DF	Prepared	Analyzed	CAS No.	Qual
8260 MSV 5035A VOA	Analytical Method: EPA 8260							
	Pace Analytical Services - Indianapolis							
1,1-Dichloroethane	ND	mg/kg	0.0052	1		01/15/21 23:29	75-34-3	
1,2-Dichloroethane	ND	mg/kg	0.0052	1		01/15/21 23:29	107-06-2	
cis-1,2-Dichloroethene	ND	mg/kg	0.0052	1		01/15/21 23:29	156-59-2	
trans-1,2-Dichloroethene	ND UJ	mg/kg	0.0052	1		01/15/21 23:29	156-60-5	
Methylene Chloride	ND	mg/kg	0.021	1		01/15/21 23:29	75-09-2	
Tetrachloroethene	**149**	mg/kg	5.9	1000		01/19/21 00:04	127-18-4	
1,1,1-Trichloroethane	**0.11**	mg/kg	0.0052	1		01/15/21 23:29	71-55-6	
Trichloroethene	**4.5**	mg/kg	0.59	100		01/18/21 14:14	79-01-6	
Vinyl chloride	ND	mg/kg	0.0052	1		01/15/21 23:29	75-01-4	
Surrogates								
Dibromofluoromethane (S)	108	%.	73-133	1		01/15/21 23:29	1868-53-7	
Toluene-d8 (S)	110	%.	73-130	1		01/15/21 23:29	2037-26-5	
4-Bromofluorobenzene (S)	81	%.	55-129	1		01/15/21 23:29	460-00-4	
Percent Moisture	Analytical Method: SM 2540G							
	Pace Analytical Services - Indianapolis							
Percent Moisture	**11.9**	%	0.10	1		01/15/21 13:46		N2

Pace Analytical Services, LLC
7726 Moller Road
Indianapolis, IN 46268
(317)228-3100

ANALYTICAL RESULTS

Project: Former Amphenol Facility
Pace Project No.: 50277843

Sample: GP-68 SL (23.75-24.25) **Lab ID: 50277843014** Collected: 01/14/21 01:45 Received: 01/14/21 16:10 Matrix: Solid

Results reported on a "dry weight" basis and are adjusted for percent moisture, sample size and any dilutions.

Parameters	Results	Units	Report Limit	DF	Prepared	Analyzed	CAS No.	Qual
8260 MSV 5035A VOA	Analytical Method: EPA 8260							
	Pace Analytical Services - Indianapolis							
1,1-Dichloroethane	ND	mg/kg	0.46	100		01/16/21 03:34	75-34-3	
1,2-Dichloroethane	ND	mg/kg	0.46	100		01/16/21 03:34	107-06-2	
cis-1,2-Dichloroethene	ND	mg/kg	0.46	100		01/16/21 03:34	156-59-2	
trans-1,2-Dichloroethene	ND VS	mg/kg	0.46	100		01/16/21 03:34	156-60-5	
Methylene Chloride	ND	mg/kg	1.8	100		01/16/21 03:34	75-09-2	
Tetrachloroethene	**137**	mg/kg	22.8	5000		01/18/21 14:38	127-18-4	
1,1,1-Trichloroethane	**1.1**	mg/kg	0.46	100		01/16/21 03:34	71-55-6	
Trichloroethene	**6.0**	mg/kg	0.46	100		01/16/21 03:34	79-01-6	
Vinyl chloride	ND	mg/kg	0.46	100		01/16/21 03:34	75-01-4	
Surrogates								
Dibromofluoromethane (S)	99	%.	73-133	100		01/16/21 03:34	1868-53-7	D4
Toluene-d8 (S)	99	%.	73-130	100		01/16/21 03:34	2037-26-5	
4-Bromofluorobenzene (S)	99	%.	55-129	100		01/16/21 03:34	460-00-4	
Percent Moisture	Analytical Method: SM 2540G							
	Pace Analytical Services - Indianapolis							
Percent Moisture	**9.6**	%	0.10	1		01/15/21 13:46		N2

Pace Analytical Services, LLC
7726 Moller Road
Indianapolis, IN 46268
(317)228-3100

ANALYTICAL RESULTS

Project: Former Amphenol Facility
Pace Project No.: 50277843

Sample: GP-68 SL (24.25-24.75) **Lab ID: 50277843015** Collected: 01/14/21 01:55 Received: 01/14/21 16:10 Matrix: Solid

Results reported on a "dry weight" basis and are adjusted for percent moisture, sample size and any dilutions.

Parameters	Results	Units	Report Limit	DF	Prepared	Analyzed	CAS No.	Qual
8260 MSV 5035A VOA	Analytical Method: EPA 8260							
	Pace Analytical Services - Indianapolis							
1,1-Dichloroethane	**0.012**	mg/kg	0.0051	1		01/15/21 23:54	75-34-3	
1,2-Dichloroethane	ND	mg/kg	0.0051	1		01/15/21 23:54	107-06-2	
cis-1,2-Dichloroethene	ND	mg/kg	0.0051	1		01/15/21 23:54	156-59-2	
trans-1,2-Dichloroethene	ND U5	mg/kg	0.0051	1		01/15/21 23:54	156-60-5	
Methylene Chloride	ND	mg/kg	0.020	1		01/15/21 23:54	75-09-2	
Tetrachloroethene	**11.1**	mg/kg	0.48	100		01/18/21 15:02	127-18-4	
1,1,1-Trichloroethane	**0.091**	mg/kg	0.0051	1		01/15/21 23:54	71-55-6	
Trichloroethene	**9.3**	mg/kg	0.48	100		01/18/21 15:02	79-01-6	
Vinyl chloride	ND	mg/kg	0.0051	1		01/15/21 23:54	75-01-4	
Surrogates								
Dibromofluoromethane (S)	107	%.	73-133	1		01/15/21 23:54	1868-53-7	
Toluene-d8 (S)	118	%.	73-130	1		01/15/21 23:54	2037-26-5	
4-Bromofluorobenzene (S)	70	%.	55-129	1		01/15/21 23:54	460-00-4	
Percent Moisture	Analytical Method: SM 2540G							
	Pace Analytical Services - Indianapolis							
Percent Moisture	**8.0**	%	0.10	1		01/15/21 13:46		N2

Pace Analytical Services, LLC
7726 Moller Road
Indianapolis, IN 46268
(317)228-3100

ANALYTICAL RESULTS

Project: Former Amphenol Facility
Pace Project No.: 50277843

Sample: GP-69 SL (17.75-18.25) **Lab ID: 50277843016** Collected: 01/13/21 17:05 Received: 01/14/21 16:10 Matrix: Solid

Results reported on a "dry weight" basis and are adjusted for percent moisture, sample size and any dilutions.

Parameters	Results	Units	Report Limit	DF	Prepared	Analyzed	CAS No.	Qual
8260 MSV 5035A VOA	Analytical Method: EPA 8260							
	Pace Analytical Services - Indianapolis							
1,1-Dichloroethane	ND	mg/kg	0.0048	1		01/16/21 06:25	75-34-3	
1,2-Dichloroethane	ND	mg/kg	0.0048	1		01/16/21 06:25	107-06-2	
cis-1,2-Dichloroethene	ND	mg/kg	0.0048	1		01/16/21 06:25	156-59-2	
trans-1,2-Dichloroethene	ND	mg/kg	0.0048	1		01/16/21 06:25	156-60-5	
Methylene Chloride	ND	mg/kg	0.019	1		01/16/21 06:25	75-09-2	
Tetrachloroethene	**0.097**	mg/kg	0.0048	1		01/16/21 06:25	127-18-4	
1,1,1-Trichloroethane	ND	mg/kg	0.0048	1		01/16/21 06:25	71-55-6	
Trichloroethene	ND	mg/kg	0.0048	1		01/16/21 06:25	79-01-6	
Vinyl chloride	ND	mg/kg	0.0048	1		01/16/21 06:25	75-01-4	R1
Surrogates								
Dibromofluoromethane (S)	106	%.	73-133	1		01/16/21 06:25	1868-53-7	
Toluene-d8 (S)	103	%.	73-130	1		01/16/21 06:25	2037-26-5	
4-Bromofluorobenzene (S)	92	%.	55-129	1		01/16/21 06:25	460-00-4	
Percent Moisture	Analytical Method: SM 2540G							
	Pace Analytical Services - Indianapolis							
Percent Moisture	**15.1**	%	0.10	1		01/15/21 13:46		N2

REPORT OF LABORATORY ANALYSIS

This report shall not be reproduced, except in full,
without the written consent of Pace Analytical Services, LLC.

2/9/21 QC

Pace Analytical Services, LLC
7726 Moller Road
Indianapolis, IN 46268
(317)228-3100

ANALYTICAL RESULTS

Project: Former Amphenol Facility
Pace Project No.: 50277843

Sample: GP-69 SL (23.50-24.00) **Lab ID: 50277843017** Collected: 01/13/21 17:20 Received: 01/14/21 16:10 Matrix: Solid

Results reported on a "dry weight" basis and are adjusted for percent moisture, sample size and any dilutions.

Parameters	Results	Units	Report Limit	DF	Prepared	Analyzed	CAS No.	Qual
8260 MSV 5035A VOA	Analytical Method: EPA 8260							
	Pace Analytical Services - Indianapolis							
1,1-Dichloroethane	ND	mg/kg	0.66	100		01/18/21 12:11	75-34-3	
1,2-Dichloroethane	ND	mg/kg	0.66	100		01/18/21 12:11	107-06-2	
cis-1,2-Dichloroethene	ND	mg/kg	0.66	100		01/18/21 12:11	156-59-2	
trans-1,2-Dichloroethene	ND	mg/kg	0.66	100		01/18/21 12:11	156-60-5	
Methylene Chloride	ND	mg/kg	2.6	100		01/18/21 12:11	75-09-2	
Tetrachloroethene	**2.2**	mg/kg	0.66	100		01/18/21 12:11	127-18-4	
1,1,1-Trichloroethane	ND	mg/kg	0.66	100		01/18/21 12:11	71-55-6	
Trichloroethene	ND	mg/kg	0.66	100		01/18/21 12:11	79-01-6	
Vinyl chloride	ND	mg/kg	0.66	100		01/18/21 12:11	75-01-4	
Surrogates								
Dibromofluoromethane (S)	101	%.	73-133	100		01/18/21 12:11	1868-53-7	D4
Toluene-d8 (S)	97	%.	73-130	100		01/18/21 12:11	2037-26-5	
4-Bromofluorobenzene (S)	101	%.	55-129	100		01/18/21 12:11	460-00-4	
Percent Moisture	Analytical Method: SM 2540G							
	Pace Analytical Services - Indianapolis							
Percent Moisture	**12.9**	%	0.10	1		01/15/21 13:46		N2

Pace Analytical Services, LLC
7726 Moller Road
Indianapolis, IN 46268
(317)228-3100

ANALYTICAL RESULTS

Project: Former Amphenol Facility
Pace Project No.: 50277843

Sample: GP-69 SL (24.00-24.50) **Lab ID: 50277843018** Collected: 01/13/21 17:25 Received: 01/14/21 16:10 Matrix: Solid

Results reported on a "dry weight" basis and are adjusted for percent moisture, sample size and any dilutions.

Parameters	Results	Units	Report Limit	DF	Prepared	Analyzed	CAS No.	Qual
8260 MSV 5035A VOA	Analytical Method: EPA 8260							
	Pace Analytical Services - Indianapolis							
1,1-Dichloroethane	**0.037**	mg/kg	0.0049	1		01/16/21 00:43	75-34-3	
1,2-Dichloroethane	ND	mg/kg	0.0049	1		01/16/21 00:43	107-06-2	
cis-1,2-Dichloroethene	**0.025**	mg/kg	0.0049	1		01/16/21 00:43	156-59-2	
trans-1,2-Dichloroethene	ND UJ	mg/kg	0.0049	1		01/16/21 00:43	156-60-5	
Methylene Chloride	ND	mg/kg	0.020	1		01/16/21 00:43	75-09-2	
Tetrachloroethene	**26.8** J	mg/kg	0.44	100		01/18/21 15:27	127-18-4	E
1,1,1-Trichloroethane	ND	mg/kg	0.0049	1		01/16/21 00:43	71-55-6	
Trichloroethene	**10.5**	mg/kg	0.44	100		01/18/21 15:27	79-01-6	
Vinyl chloride	ND	mg/kg	0.0049	1		01/16/21 00:43	75-01-4	
Surrogates								
Dibromofluoromethane (S)	108	%.	73-133	1		01/16/21 00:43	1868-53-7	
Toluene-d8 (S)	120	%.	73-130	1		01/16/21 00:43	2037-26-5	
4-Bromofluorobenzene (S)	73	%.	55-129	1		01/16/21 00:43	460-00-4	
Percent Moisture	Analytical Method: SM 2540G							
	Pace Analytical Services - Indianapolis							
Percent Moisture	**10.7**	%	0.10	1		01/15/21 13:47		N2

Pace Analytical Services, LLC
7726 Moller Road
Indianapolis, IN 46268
(317)228-3100

ANALYTICAL RESULTS

Project: Former Amphenol Facility
Pace Project No.: 50277843

Sample: GP-69 SL (22.50-23.00) **Lab ID: 50277843019** Collected: 01/13/21 17:10 Received: 01/14/21 16:10 Matrix: Solid

Results reported on a "dry weight" basis and are adjusted for percent moisture, sample size and any dilutions.

Parameters	Results	Units	Report Limit	DF	Prepared	Analyzed	CAS No.	Qual
8260 MSV 5035A VOA	Analytical Method: EPA 8260							
	Pace Analytical Services - Indianapolis							
1,1-Dichloroethane	ND	mg/kg	0.0055	1		01/16/21 01:07	75-34-3	
1,2-Dichloroethane	ND	mg/kg	0.0055	1		01/16/21 01:07	107-06-2	
cis-1,2-Dichloroethene	ND	mg/kg	0.0055	1		01/16/21 01:07	156-59-2	
trans-1,2-Dichloroethene	ND UJ	mg/kg	0.0055	1		01/16/21 01:07	156-60-5	
Methylene Chloride	ND	mg/kg	0.022	1		01/16/21 01:07	75-09-2	
Tetrachloroethene	**0.028**	mg/kg	0.0055	1		01/16/21 01:07	127-18-4	
1,1,1-Trichloroethane	ND	mg/kg	0.0055	1		01/16/21 01:07	71-55-6	
Trichloroethene	ND	mg/kg	0.0055	1		01/16/21 01:07	79-01-6	
Vinyl chloride	ND	mg/kg	0.0055	1		01/16/21 01:07	75-01-4	
Surrogates								
Dibromofluoromethane (S)	106	%.	73-133	1		01/16/21 01:07	1868-53-7	
Toluene-d8 (S)	102	%.	73-130	1		01/16/21 01:07	2037-26-5	
4-Bromofluorobenzene (S)	97	%.	55-129	1		01/16/21 01:07	460-00-4	
Percent Moisture	Analytical Method: SM 2540G							
	Pace Analytical Services - Indianapolis							
Percent Moisture	**18.4**	%	0.10	1		01/15/21 13:47		N2

Pace Analytical Services, LLC
7726 Moller Road
Indianapolis, IN 46268
(317)228-3100

ANALYTICAL RESULTS

Project: Former Amphenol Facility
Pace Project No.: 50277843

Sample: GP-69 SL (25.00-25.50) **Lab ID: 50277843020** Collected: 01/13/21 17:30 Received: 01/14/21 16:10 Matrix: Solid

Results reported on a "dry weight" basis and are adjusted for percent moisture, sample size and any dilutions.

Parameters	Results	Units	Report Limit	DF	Prepared	Analyzed	CAS No.	Qual
8260 MSV 5035A VOA	Analytical Method: EPA 8260							
	Pace Analytical Services - Indianapolis							
1,1-Dichloroethane	**0.034**	mg/kg	0.0053	1		01/16/21 01:31	75-34-3	
1,2-Dichloroethane	ND	mg/kg	0.0053	1		01/16/21 01:31	107-06-2	
cis-1,2-Dichloroethene	**0.014**	mg/kg	0.0053	1		01/16/21 01:31	156-59-2	
trans-1,2-Dichloroethene	ND UJ	mg/kg	0.0053	1		01/16/21 01:31	156-60-5	
Methylene Chloride	ND	mg/kg	0.021	1		01/16/21 01:31	75-09-2	
Tetrachloroethene	**0.11**	mg/kg	0.0053	1		01/16/21 01:31	127-18-4	
1,1,1-Trichloroethane	ND	mg/kg	0.0053	1		01/16/21 01:31	71-55-6	
Trichloroethene	**0.68**	mg/kg	0.26	50		01/18/21 15:52	79-01-6	
Vinyl chloride	ND	mg/kg	0.0053	1		01/16/21 01:31	75-01-4	
Surrogates								
Dibromofluoromethane (S)	110	%.	73-133	1		01/16/21 01:31	1868-53-7	
Toluene-d8 (S)	119	%.	73-130	1		01/16/21 01:31	2037-26-5	
4-Bromofluorobenzene (S)	79	%.	55-129	1		01/16/21 01:31	460-00-4	
Percent Moisture	Analytical Method: SM 2540G							
	Pace Analytical Services - Indianapolis							
Percent Moisture	**6.0**	%	0.10	1		01/15/21 13:47		N2

Pace Analytical Services, LLC
7726 Moller Road
Indianapolis, IN 46268
(317)228-3100

ANALYTICAL RESULTS

Project: Former Amphenol Facility
Pace Project No.: 50277843

Sample: GP-70 SL (15.00-15.50) **Lab ID: 50277843021** Collected: 01/13/21 19:30 Received: 01/14/21 16:10 Matrix: Solid

Results reported on a "dry weight" basis and are adjusted for percent moisture, sample size and any dilutions.

Parameters	Results	Units	Report Limit	DF	Prepared	Analyzed	CAS No.	Qual
8260 MSV 5035A VOA	Analytical Method: EPA 8260							
	Pace Analytical Services - Indianapolis							
1,1-Dichloroethane	ND	mg/kg	0.0053	1		01/16/21 01:56	75-34-3	
1,2-Dichloroethane	ND	mg/kg	0.0053	1		01/16/21 01:56	107-06-2	
cis-1,2-Dichloroethene	ND	mg/kg	0.0053	1		01/16/21 01:56	156-59-2	
trans-1,2-Dichloroethene	ND UJ	mg/kg	0.0053	1		01/16/21 01:56	156-60-5	
Methylene Chloride	ND	mg/kg	0.021	1		01/16/21 01:56	75-09-2	
Tetrachloroethene	ND	mg/kg	0.0053	1		01/16/21 01:56	127-18-4	
1,1,1-Trichloroethane	ND	mg/kg	0.0053	1		01/16/21 01:56	71-55-6	
Trichloroethene	ND	mg/kg	0.0053	1		01/16/21 01:56	79-01-6	
Vinyl chloride	ND	mg/kg	0.0053	1		01/16/21 01:56	75-01-4	
Surrogates								
Dibromofluoromethane (S)	106	%.	73-133	1		01/16/21 01:56	1868-53-7	
Toluene-d8 (S)	100	%.	73-130	1		01/16/21 01:56	2037-26-5	
4-Bromofluorobenzene (S)	95	%.	55-129	1		01/16/21 01:56	460-00-4	
Percent Moisture	Analytical Method: SM 2540G							
	Pace Analytical Services - Indianapolis							
Percent Moisture	**18.2**	%	0.10	1		01/15/21 13:47		N2

Pace Analytical Services, LLC
7726 Moller Road
Indianapolis, IN 46268
(317)228-3100

ANALYTICAL RESULTS

Project: Former Amphenol Facility
Pace Project No.: 50277843

Sample: GP-70 SL (23.50-24.00) **Lab ID: 50277843022** Collected: 01/13/21 19:55 Received: 01/14/21 16:10 Matrix: Solid

Results reported on a "dry weight" basis and are adjusted for percent moisture, sample size and any dilutions.

Parameters	Results	Units	Report Limit	DF	Prepared	Analyzed	CAS No.	Qual
8260 MSV 5035A VOA	Analytical Method: EPA 8260							
	Pace Analytical Services - Indianapolis							
1,1-Dichloroethane	ND	mg/kg	0.0055	1		01/16/21 02:20	75-34-3	
1,2-Dichloroethane	ND	mg/kg	0.0055	1		01/16/21 02:20	107-06-2	
cis-1,2-Dichloroethene	ND	mg/kg	0.0055	1		01/16/21 02:20	156-59-2	
trans-1,2-Dichloroethene	ND UJ	mg/kg	0.0055	1		01/16/21 02:20	156-60-5	
Methylene Chloride	ND	mg/kg	0.022	1		01/16/21 02:20	75-09-2	
Tetrachloroethene	ND	mg/kg	0.0055	1		01/16/21 02:20	127-18-4	
1,1,1-Trichloroethane	ND	mg/kg	0.0055	1		01/16/21 02:20	71-55-6	
Trichloroethene	ND	mg/kg	0.0055	1		01/16/21 02:20	79-01-6	
Vinyl chloride	ND	mg/kg	0.0055	1		01/16/21 02:20	75-01-4	
Surrogates								
Dibromofluoromethane (S)	101	%.	73-133	1		01/16/21 02:20	1868-53-7	
Toluene-d8 (S)	98	%.	73-130	1		01/16/21 02:20	2037-26-5	
4-Bromofluorobenzene (S)	96	%.	55-129	1		01/16/21 02:20	460-00-4	
Percent Moisture	Analytical Method: SM 2540G							
	Pace Analytical Services - Indianapolis							
Percent Moisture	**9.5**	%	0.10	1		01/15/21 13:47		N2

REPORT OF LABORATORY ANALYSIS

This report shall not be reproduced, except in full,
without the written consent of Pace Analytical Services, LLC.

2/19/21 q

Pace Analytical Services, LLC
7726 Moller Road
Indianapolis, IN 46268
(317)228-3100

ANALYTICAL RESULTS

Project: Former Amphenol Facility
Pace Project No.: 50277843

Sample: GP-70 SL (24.00-24.50) **Lab ID: 50277843023** Collected: 01/13/21 20:00 Received: 01/14/21 16:10 Matrix: Solid

Results reported on a "dry weight" basis and are adjusted for percent moisture, sample size and any dilutions.

Parameters	Results	Units	Report Limit	DF	Prepared	Analyzed	CAS No.	Qual
8260 MSV 5035A VOA	Analytical Method: EPA 8260							
	Pace Analytical Services - Indianapolis							
1,1-Dichloroethane	ND	mg/kg	0.0055	1		01/16/21 07:38	75-34-3	
1,2-Dichloroethane	ND	mg/kg	0.0055	1		01/16/21 07:38	107-06-2	
cis-1,2-Dichloroethene	ND	mg/kg	0.0055	1		01/16/21 07:38	156-59-2	
trans-1,2-Dichloroethene	ND	mg/kg	0.0055	1		01/16/21 07:38	156-60-5	
Methylene Chloride	ND	mg/kg	0.022	1		01/16/21 07:38	75-09-2	
Tetrachloroethene	ND	mg/kg	0.0055	1		01/16/21 07:38	127-18-4	
1,1,1-Trichloroethane	ND	mg/kg	0.0055	1		01/16/21 07:38	71-55-6	
Trichloroethene	ND	mg/kg	0.0055	1		01/16/21 07:38	79-01-6	
Vinyl chloride	ND	mg/kg	0.0055	1		01/16/21 07:38	75-01-4	
Surrogates								
Dibromofluoromethane (S)	105	%.	73-133	1		01/16/21 07:38	1868-53-7	
Toluene-d8 (S)	111	%.	73-130	1		01/16/21 07:38	2037-26-5	
4-Bromofluorobenzene (S)	87	%.	55-129	1		01/16/21 07:38	460-00-4	
Percent Moisture	Analytical Method: SM 2540G							
	Pace Analytical Services - Indianapolis							
Percent Moisture	**9.1**	%	0.10	1		01/15/21 13:47		N2

REPORT OF LABORATORY ANALYSIS

This report shall not be reproduced, except in full,
without the written consent of Pace Analytical Services, LLC.

1/19/21

Pace Analytical Services, LLC
7726 Moller Road
Indianapolis, IN 46268
(317)228-3100

ANALYTICAL RESULTS

Project: Former Amphenol Facility
Pace Project No.: 50277843

Sample: GP-70 SL (24.50-25.00) **Lab ID: 50277843024** Collected: 01/13/21 19:50 Received: 01/14/21 16:10 Matrix: Solid

Results reported on a "dry weight" basis and are adjusted for percent moisture, sample size and any dilutions.

Parameters	Results	Units	Report Limit	DF	Prepared	Analyzed	CAS No.	Qual
8260 MSV 5035A VOA	Analytical Method: EPA 8260							
	Pace Analytical Services - Indianapolis							
1,1-Dichloroethane	ND	mg/kg	0.0048	1		01/16/21 08:03	75-34-3	
1,2-Dichloroethane	ND	mg/kg	0.0048	1		01/16/21 08:03	107-06-2	
cis-1,2-Dichloroethene	ND	mg/kg	0.0048	1		01/16/21 08:03	156-59-2	
trans-1,2-Dichloroethene	ND	mg/kg	0.0048	1		01/16/21 08:03	156-60-5	
Methylene Chloride	ND	mg/kg	0.019	1		01/16/21 08:03	75-09-2	
Tetrachloroethene	ND	mg/kg	0.0048	1		01/16/21 08:03	127-18-4	
1,1,1-Trichloroethane	ND	mg/kg	0.0048	1		01/16/21 08:03	71-55-6	
Trichloroethene	ND	mg/kg	0.0048	1		01/16/21 08:03	79-01-6	
Vinyl chloride	ND	mg/kg	0.0048	1		01/16/21 08:03	75-01-4	
Surrogates								
Dibromofluoromethane (S)	105	%.	73-133	1		01/16/21 08:03	1868-53-7	
Toluene-d8 (S)	112	%.	73-130	1		01/16/21 08:03	2037-26-5	
4-Bromofluorobenzene (S)	85	%.	55-129	1		01/16/21 08:03	460-00-4	
Percent Moisture	Analytical Method: SM 2540G							
	Pace Analytical Services - Indianapolis							
Percent Moisture	**8.8**	%	0.10	1		01/15/21 13:47		N2

Pace Analytical Services, LLC
7726 Moller Road
Indianapolis, IN 46268
(317)228-3100

ANALYTICAL RESULTS

Project: Former Amphenol Facility
Pace Project No.: 50277843

Sample: GP-71 SL (3.50-4.00) **Lab ID: 50277843025** Collected: 01/14/21 00:30 Received: 01/14/21 16:10 Matrix: Solid

Results reported on a "dry weight" basis and are adjusted for percent moisture, sample size and any dilutions.

Parameters	Results	Units	Report Limit	DF	Prepared	Analyzed	CAS No.	Qual
8260 MSV 5035A VOA	Analytical Method: EPA 8260							
	Pace Analytical Services - Indianapolis							
1,1-Dichloroethane	ND	mg/kg	0.0050	1		01/16/21 08:27	75-34-3	
1,2-Dichloroethane	ND	mg/kg	0.0050	1		01/16/21 08:27	107-06-2	
cis-1,2-Dichloroethene	ND	mg/kg	0.0050	1		01/16/21 08:27	156-59-2	
trans-1,2-Dichloroethene	ND	mg/kg	0.0050	1		01/16/21 08:27	156-60-5	
Methylene Chloride	ND	mg/kg	0.020	1		01/16/21 08:27	75-09-2	
Tetrachloroethene	**0.021**	mg/kg	0.0050	1		01/16/21 08:27	127-18-4	
1,1,1-Trichloroethane	ND	mg/kg	0.0050	1		01/16/21 08:27	71-55-6	
Trichloroethene	ND	mg/kg	0.0050	1		01/16/21 08:27	79-01-6	
Vinyl chloride	ND	mg/kg	0.0050	1		01/16/21 08:27	75-01-4	
Surrogates								
Dibromofluoromethane (S)	106	%.	73-133	1		01/16/21 08:27	1868-53-7	
Toluene-d8 (S)	99	%.	73-130	1		01/16/21 08:27	2037-26-5	
4-Bromofluorobenzene (S)	96	%.	55-129	1		01/16/21 08:27	460-00-4	
Percent Moisture	Analytical Method: SM 2540G							
	Pace Analytical Services - Indianapolis							
Percent Moisture	**14.9**	%	0.10	1		01/15/21 13:47		N2

Pace Analytical Services, LLC
7726 Moller Road
Indianapolis, IN 46268
(317)228-3100

ANALYTICAL RESULTS

Project: Former Amphenol Facility
Pace Project No.: 50277843

Sample: GP-71 SL (23.00-23.50) **Lab ID: 50277843026** Collected: 01/14/21 00:50 Received: 01/14/21 16:10 Matrix: Solid

Results reported on a "dry weight" basis and are adjusted for percent moisture, sample size and any dilutions.

Parameters	Results	Units	Report Limit	DF	Prepared	Analyzed	CAS No.	Qual
8260 MSV 5035A VOA	Analytical Method: EPA 8260							
	Pace Analytical Services - Indianapolis							
1,1-Dichloroethane	ND	mg/kg	0.56	100		01/16/21 12:32	75-34-3	
1,2-Dichloroethane	ND	mg/kg	0.56	100		01/16/21 12:32	107-06-2	
cis-1,2-Dichloroethene	ND	mg/kg	0.56	100		01/16/21 12:32	156-59-2	
trans-1,2-Dichloroethene	ND	mg/kg	0.56	100		01/16/21 12:32	156-60-5	
Methylene Chloride	ND	mg/kg	2.2	100		01/16/21 12:32	75-09-2	
Tetrachloroethene	**74.0**	mg/kg	5.6	1000		01/18/21 16:16	127-18-4	
1,1,1-Trichloroethane	ND	mg/kg	0.56	100		01/16/21 12:32	71-55-6	
Trichloroethene	**2.9**	mg/kg	0.56	100		01/16/21 12:32	79-01-6	
Vinyl chloride	ND	mg/kg	0.56	100		01/16/21 12:32	75-01-4	
Surrogates								
Dibromofluoromethane (S)	97	%.	73-133	100		01/16/21 12:32	1868-53-7	D4
Toluene-d8 (S)	99	%.	73-130	100		01/16/21 12:32	2037-26-5	
4-Bromofluorobenzene (S)	100	%.	55-129	100		01/16/21 12:32	460-00-4	
Percent Moisture	Analytical Method: SM 2540G							
	Pace Analytical Services - Indianapolis							
Percent Moisture	**15.6**	%	0.10	1		01/15/21 13:47		N2

Pace Analytical Services, LLC
7726 Moller Road
Indianapolis, IN 46268
(317)228-3100

ANALYTICAL RESULTS

Project: Former Amphenol Facility
Pace Project No.: 50277843

Sample: GP-71 SL (23.50-24.00) **Lab ID: 50277843027** Collected: 01/14/21 00:55 Received: 01/14/21 16:10 Matrix: Solid

Results reported on a "dry weight" basis and are adjusted for percent moisture, sample size and any dilutions.

Parameters	Results	Units	Report Limit	DF	Prepared	Analyzed	CAS No.	Qual
8260 MSV 5035A VOA	Analytical Method: EPA 8260							
	Pace Analytical Services - Indianapolis							
1,1-Dichloroethane	ND	mg/kg	0.43	100		01/16/21 12:56	75-34-3	
1,2-Dichloroethane	ND	mg/kg	0.43	100		01/16/21 12:56	107-06-2	
cis-1,2-Dichloroethene	ND	mg/kg	0.43	100		01/16/21 12:56	156-59-2	
trans-1,2-Dichloroethene	ND	mg/kg	0.43	100		01/16/21 12:56	156-60-5	
Methylene Chloride	ND	mg/kg	1.7	100		01/16/21 12:56	75-09-2	
Tetrachloroethene	**75.7**	mg/kg	4.3	1000		01/18/21 16:41	127-18-4	
1,1,1-Trichloroethane	ND	mg/kg	0.43	100		01/16/21 12:56	71-55-6	
Trichloroethene	**3.3**	mg/kg	0.43	100		01/16/21 12:56	79-01-6	
Vinyl chloride	ND	mg/kg	0.43	100		01/16/21 12:56	75-01-4	
Surrogates								
Dibromofluoromethane (S)	96	%.	73-133	100		01/16/21 12:56	1868-53-7	D4
Toluene-d8 (S)	100	%.	73-130	100		01/16/21 12:56	2037-26-5	
4-Bromofluorobenzene (S)	100	%.	55-129	100		01/16/21 12:56	460-00-4	
Percent Moisture	Analytical Method: SM 2540G							
	Pace Analytical Services - Indianapolis							
Percent Moisture	**8.7**	%	0.10	1		01/15/21 13:48		N2

Pace Analytical Services, LLC
7726 Moller Road
Indianapolis, IN 46268
(317)228-3100

ANALYTICAL RESULTS

Project: Former Amphenol Facility
Pace Project No.: 50277843

Sample: GP-71 SL (24.00-24.50) **Lab ID: 50277843028** Collected: 01/14/21 01:00 Received: 01/14/21 16:10 Matrix: Solid

Results reported on a "dry weight" basis and are adjusted for percent moisture, sample size and any dilutions.

Parameters	Results	Units	Report Limit	DF	Prepared	Analyzed	CAS No.	Qual
8260 MSV 5035A VOA	Analytical Method: EPA 8260							
	Pace Analytical Services - Indianapolis							
1,1-Dichloroethane	**0.039**	mg/kg	0.0050	1		01/16/21 08:52	75-34-3	
1,2-Dichloroethane	ND	mg/kg	0.0050	1		01/16/21 08:52	107-06-2	
cis-1,2-Dichloroethene	ND	mg/kg	0.0050	1		01/16/21 08:52	156-59-2	
trans-1,2-Dichloroethene	ND	mg/kg	0.0050	1		01/16/21 08:52	156-60-5	
Methylene Chloride	ND	mg/kg	0.020	1		01/16/21 08:52	75-09-2	
Tetrachloroethene	**12.4**	mg/kg	0.56	100		01/18/21 17:06	127-18-4	
1,1,1-Trichloroethane	**0.012**	mg/kg	0.0050	1		01/16/21 08:52	71-55-6	
Trichloroethene	**4.5**	mg/kg	0.56	100		01/18/21 17:06	79-01-6	
Vinyl chloride	ND	mg/kg	0.0050	1		01/16/21 08:52	75-01-4	
Surrogates								
Dibromofluoromethane (S)	105	%.	73-133	1		01/16/21 08:52	1868-53-7	
Toluene-d8 (S)	116	%.	73-130	1		01/16/21 08:52	2037-26-5	
4-Bromofluorobenzene (S)	80	%.	55-129	1		01/16/21 08:52	460-00-4	
Percent Moisture	Analytical Method: SM 2540G							
	Pace Analytical Services - Indianapolis							
Percent Moisture	**8.6**	%	0.10	1		01/15/21 13:48		N2

Pace Analytical Services, LLC
7726 Moller Road
Indianapolis, IN 46268
(317)228-3100

ANALYTICAL RESULTS

Project: Former Amphenol Facility
Pace Project No.: 50277843

Sample: GP-72 SL (6.50-7.00) **Lab ID: 50277843029** Collected: 01/13/21 23:40 Received: 01/14/21 16:10 Matrix: Solid

Results reported on a "dry weight" basis and are adjusted for percent moisture, sample size and any dilutions.

Parameters	Results	Units	Report Limit	DF	Prepared	Analyzed	CAS No.	Qual
8260 MSV 5035A VOA	Analytical Method: EPA 8260							
	Pace Analytical Services - Indianapolis							
1,1-Dichloroethane	ND	mg/kg	0.0061	1		01/16/21 09:16	75-34-3	
1,2-Dichloroethane	ND	mg/kg	0.0061	1		01/16/21 09:16	107-06-2	
cis-1,2-Dichloroethene	ND	mg/kg	0.0061	1		01/16/21 09:16	156-59-2	
trans-1,2-Dichloroethene	ND	mg/kg	0.0061	1		01/16/21 09:16	156-60-5	
Methylene Chloride	ND	mg/kg	0.025	1		01/16/21 09:16	75-09-2	
Tetrachloroethene	**0.052**	mg/kg	0.0061	1		01/16/21 09:16	127-18-4	
1,1,1-Trichloroethane	ND	mg/kg	0.0061	1		01/16/21 09:16	71-55-6	
Trichloroethene	ND	mg/kg	0.0061	1		01/16/21 09:16	79-01-6	
Vinyl chloride	ND	mg/kg	0.0061	1		01/16/21 09:16	75-01-4	
Surrogates								
Dibromofluoromethane (S)	105	%.	73-133	1		01/16/21 09:16	1868-53-7	
Toluene-d8 (S)	97	%.	73-130	1		01/16/21 09:16	2037-26-5	
4-Bromofluorobenzene (S)	96	%.	55-129	1		01/16/21 09:16	460-00-4	
Percent Moisture	Analytical Method: SM 2540G							
	Pace Analytical Services - Indianapolis							
Percent Moisture	**9.8**	%	0.10	1		01/15/21 13:48		N2

Pace Analytical Services, LLC
7726 Moller Road
Indianapolis, IN 46268
(317)228-3100

ANALYTICAL RESULTS

Project: Former Amphenol Facility
Pace Project No.: 50277843

Sample: GP-72 SL (23.00-23.50) **Lab ID: 50277843030** Collected: 01/14/21 00:00 Received: 01/14/21 16:10 Matrix: Solid

Results reported on a "dry weight" basis and are adjusted for percent moisture, sample size and any dilutions.

Parameters	Results	Units	Report Limit	DF	Prepared	Analyzed	CAS No.	Qual
8260 MSV 5035A VOA	Analytical Method: EPA 8260							
	Pace Analytical Services - Indianapolis							
1,1-Dichloroethane	ND	mg/kg	0.0050	1		01/16/21 09:41	75-34-3	
1,2-Dichloroethane	ND	mg/kg	0.0050	1		01/16/21 09:41	107-06-2	
cis-1,2-Dichloroethene	ND	mg/kg	0.0050	1		01/16/21 09:41	156-59-2	
trans-1,2-Dichloroethene	ND	mg/kg	0.0050	1		01/16/21 09:41	156-60-5	
Methylene Chloride	ND	mg/kg	0.020	1		01/16/21 09:41	75-09-2	
Tetrachloroethene	**16.4** J	mg/kg	0.26	50		01/18/21 17:30	127-18-4	E
1,1,1-Trichloroethane	**0.017**	mg/kg	0.0050	1		01/16/21 09:41	71-55-6	
Trichloroethene	**0.016**	mg/kg	0.0050	1		01/16/21 09:41	79-01-6	
Vinyl chloride	ND	mg/kg	0.0050	1		01/16/21 09:41	75-01-4	
Surrogates								
Dibromofluoromethane (S)	103	%.	73-133	1		01/16/21 09:41	1868-53-7	
Toluene-d8 (S)	104	%.	73-130	1		01/16/21 09:41	2037-26-5	
4-Bromofluorobenzene (S)	83	%.	55-129	1		01/16/21 09:41	460-00-4	
Percent Moisture	Analytical Method: SM 2540G							
	Pace Analytical Services - Indianapolis							
Percent Moisture	**14.6**	%	0.10	1		01/15/21 13:48		N2

Pace Analytical Services, LLC
7726 Moller Road
Indianapolis, IN 46268
(317)228-3100

ANALYTICAL RESULTS

Project: Former Amphenol Facility
Pace Project No.: 50277843

Sample: GP-72 SL (23.50-24.00) **Lab ID: 50277843031** Collected: 01/14/21 00:05 Received: 01/14/21 16:10 Matrix: Solid

Results reported on a "dry weight" basis and are adjusted for percent moisture, sample size and any dilutions.

Parameters	Results	Units	Report Limit	DF	Prepared	Analyzed	CAS No.	Qual
8260 MSV 5035A VOA	Analytical Method: EPA 8260							
	Pace Analytical Services - Indianapolis							
1,1-Dichloroethane	ND	mg/kg	0.38	100		01/16/21 13:21	75-34-3	
1,2-Dichloroethane	ND	mg/kg	0.38	100		01/16/21 13:21	107-06-2	
cis-1,2-Dichloroethene	ND	mg/kg	0.38	100		01/16/21 13:21	156-59-2	
trans-1,2-Dichloroethene	ND	mg/kg	0.38	100		01/16/21 13:21	156-60-5	
Methylene Chloride	ND	mg/kg	1.5	100		01/16/21 13:21	75-09-2	
Tetrachloroethene	**99.3**	mg/kg	3.8	1000		01/18/21 17:55	127-18-4	
1,1,1-Trichloroethane	**0.53**	mg/kg	0.38	100		01/16/21 13:21	71-55-6	
Trichloroethene	**7.0**	mg/kg	0.38	100		01/16/21 13:21	79-01-6	
Vinyl chloride	ND	mg/kg	0.38	100		01/16/21 13:21	75-01-4	
Surrogates								
Dibromofluoromethane (S)	92	%.	73-133	100		01/16/21 13:21	1868-53-7	D4
Toluene-d8 (S)	96	%.	73-130	100		01/16/21 13:21	2037-26-5	
4-Bromofluorobenzene (S)	100	%.	55-129	100		01/16/21 13:21	460-00-4	
Percent Moisture	Analytical Method: SM 2540G							
	Pace Analytical Services - Indianapolis							
Percent Moisture	**10.1**	%	0.10	1		01/15/21 13:48		N2

Pace Analytical Services, LLC
7726 Moller Road
Indianapolis, IN 46268
(317)228-3100

ANALYTICAL RESULTS

Project: Former Amphenol Facility
Pace Project No.: 50277843

Sample: GP-72 SL (24.00-24.50) **Lab ID: 50277843032** Collected: 01/14/21 00:10 Received: 01/14/21 16:10 Matrix: Solid

Results reported on a "dry weight" basis and are adjusted for percent moisture, sample size and any dilutions.

Parameters	Results	Units	Report Limit	DF	Prepared	Analyzed	CAS No.	Qual
8260 MSV 5035A VOA	Analytical Method: EPA 8260							
	Pace Analytical Services - Indianapolis							
1,1-Dichloroethane	ND	mg/kg	0.45	100		01/16/21 13:45	75-34-3	
1,2-Dichloroethane	ND	mg/kg	0.45	100		01/16/21 13:45	107-06-2	
cis-1,2-Dichloroethene	ND	mg/kg	0.45	100		01/16/21 13:45	156-59-2	
trans-1,2-Dichloroethene	ND	mg/kg	0.45	100		01/16/21 13:45	156-60-5	
Methylene Chloride	ND	mg/kg	1.8	100		01/16/21 13:45	75-09-2	
Tetrachloroethene	**25.7**	mg/kg	0.45	100		01/16/21 13:45	127-18-4	
1,1,1-Trichloroethane	**0.73**	mg/kg	0.45	100		01/16/21 13:45	71-55-6	
Trichloroethene	**7.6**	mg/kg	0.45	100		01/16/21 13:45	79-01-6	
Vinyl chloride	ND	mg/kg	0.45	100		01/16/21 13:45	75-01-4	
Surrogates								
Dibromofluoromethane (S)	101	%.	73-133	100		01/16/21 13:45	1868-53-7	D4
Toluene-d8 (S)	98	%.	73-130	100		01/16/21 13:45	2037-26-5	
4-Bromofluorobenzene (S)	101	%.	55-129	100		01/16/21 13:45	460-00-4	
Percent Moisture	Analytical Method: SM 2540G							
	Pace Analytical Services - Indianapolis							
Percent Moisture	**8.7**	%	0.10	1		01/15/21 13:48		N2

Pace Analytical Services, LLC
7726 Moller Road
Indianapolis, IN 46268
(317)228-3100

ANALYTICAL RESULTS

Project: Former Amphenol Facility
Pace Project No.: 50277843

Sample: GP-73 SL (3.50-4.00) **Lab ID: 50277843033** Collected: 01/14/21 02:39 Received: 01/14/21 16:10 Matrix: Solid

Results reported on a "dry weight" basis and are adjusted for percent moisture, sample size and any dilutions.

Parameters	Results	Units	Report Limit	DF	Prepared	Analyzed	CAS No.	Qual
8260 MSV 5035A VOA	Analytical Method: EPA 8260							
	Pace Analytical Services - Indianapolis							
1,1-Dichloroethane	ND	mg/kg	0.0059	1		01/16/21 10:05	75-34-3	
1,2-Dichloroethane	ND	mg/kg	0.0059	1		01/16/21 10:05	107-06-2	
cis-1,2-Dichloroethene	ND	mg/kg	0.0059	1		01/16/21 10:05	156-59-2	
trans-1,2-Dichloroethene	ND	mg/kg	0.0059	1		01/16/21 10:05	156-60-5	
Methylene Chloride	ND	mg/kg	0.024	1		01/16/21 10:05	75-09-2	
Tetrachloroethene	**0.15**	mg/kg	0.0059	1		01/16/21 10:05	127-18-4	
1,1,1-Trichloroethane	ND	mg/kg	0.0059	1		01/16/21 10:05	71-55-6	
Trichloroethene	**0.0060**	mg/kg	0.0059	1		01/16/21 10:05	79-01-6	
Vinyl chloride	ND	mg/kg	0.0059	1		01/16/21 10:05	75-01-4	
Surrogates								
Dibromofluoromethane (S)	107	%.	73-133	1		01/16/21 10:05	1868-53-7	
Toluene-d8 (S)	97	%.	73-130	1		01/16/21 10:05	2037-26-5	
4-Bromofluorobenzene (S)	89	%.	55-129	1		01/16/21 10:05	460-00-4	
Percent Moisture	Analytical Method: SM 2540G							
	Pace Analytical Services - Indianapolis							
Percent Moisture	**4.7**	%	0.10	1		01/18/21 07:04		N2

Pace Analytical Services, LLC
7726 Moller Road
Indianapolis, IN 46268
(317)228-3100

ANALYTICAL RESULTS

Project: Former Amphenol Facility
Pace Project No.: 50277843

Sample: GP-73 SL (23.00-23.50) **Lab ID: 50277843034** Collected: 01/14/21 03:00 Received: 01/14/21 16:10 Matrix: Solid

Results reported on a "dry weight" basis and are adjusted for percent moisture, sample size and any dilutions.

Parameters	Results	Units	Report Limit	DF	Prepared	Analyzed	CAS No.	Qual
8260 MSV 5035A VOA	Analytical Method: EPA 8260							
	Pace Analytical Services - Indianapolis							
1,1-Dichloroethane	ND	mg/kg	0.51	100		01/16/21 14:10	75-34-3	
1,2-Dichloroethane	ND	mg/kg	0.51	100		01/16/21 14:10	107-06-2	
cis-1,2-Dichloroethene	ND	mg/kg	0.51	100		01/16/21 14:10	156-59-2	
trans-1,2-Dichloroethene	ND	mg/kg	0.51	100		01/16/21 14:10	156-60-5	
Methylene Chloride	ND	mg/kg	2.0	100		01/16/21 14:10	75-09-2	
Tetrachloroethene	**36.8**	mg/kg	5.1	1000		01/18/21 18:44	127-18-4	
1,1,1-Trichloroethane	ND	mg/kg	0.51	100		01/16/21 14:10	71-55-6	
Trichloroethene	ND	mg/kg	0.51	100		01/16/21 14:10	79-01-6	
Vinyl chloride	ND	mg/kg	0.51	100		01/16/21 14:10	75-01-4	
Surrogates								
Dibromofluoromethane (S)	96	%.	73-133	100		01/16/21 14:10	1868-53-7	D4
Toluene-d8 (S)	99	%.	73-130	100		01/16/21 14:10	2037-26-5	
4-Bromofluorobenzene (S)	100	%.	55-129	100		01/16/21 14:10	460-00-4	
Percent Moisture	Analytical Method: SM 2540G							
	Pace Analytical Services - Indianapolis							
Percent Moisture	**15.7**	%	0.10	1		01/18/21 07:04		N2

Pace Analytical®
www.pacelabs.com

Pace Analytical Services, LLC
7726 Moller Road
Indianapolis, IN 46268
(317)228-3100

ANALYTICAL RESULTS

Project: Former Amphenol Facility
Pace Project No.: 50277843

Sample: GP-73 SL (23.50-24.00) **Lab ID: 50277843035** Collected: 01/14/21 03:05 Received: 01/14/21 16:10 Matrix: Solid

Results reported on a "dry weight" basis and are adjusted for percent moisture, sample size and any dilutions.

Parameters	Results	Units	Report Limit	DF	Prepared	Analyzed	CAS No.	Qual
8260 MSV 5035A VOA	Analytical Method: EPA 8260							
	Pace Analytical Services - Indianapolis							
1,1-Dichloroethane	ND	mg/kg	0.50	100		01/18/21 10:58	75-34-3	
1,2-Dichloroethane	ND	mg/kg	0.50	100		01/18/21 10:58	107-06-2	
cis-1,2-Dichloroethene	ND	mg/kg	0.50	100		01/18/21 10:58	156-59-2	
trans-1,2-Dichloroethene	ND	mg/kg	0.50	100		01/18/21 10:58	156-60-5	
Methylene Chloride	ND	mg/kg	2.0	100		01/18/21 10:58	75-09-2	
Tetrachloroethene	**81.2**	mg/kg	5.0	1000		01/18/21 20:22	127-18-4	
1,1,1-Trichloroethane	ND	mg/kg	0.50	100		01/18/21 10:58	71-55-6	
Trichloroethene	**1.9**	mg/kg	0.50	100		01/18/21 10:58	79-01-6	
Vinyl chloride	ND	mg/kg	0.50	100		01/18/21 10:58	75-01-4	
Surrogates								
Dibromofluoromethane (S)	102	%.	73-133	100		01/18/21 10:58	1868-53-7	D4
Toluene-d8 (S)	95	%.	73-130	100		01/18/21 10:58	2037-26-5	
4-Bromofluorobenzene (S)	101	%.	55-129	100		01/18/21 10:58	460-00-4	
Percent Moisture	Analytical Method: SM 2540G							
	Pace Analytical Services - Indianapolis							
Percent Moisture	**9.3**	%	0.10	1		01/18/21 07:04		N2

REPORT OF LABORATORY ANALYSIS

This report shall not be reproduced, except in full,
without the written consent of Pace Analytical Services, LLC.

2/19/21 [illegible]

Date: 01/19/2021 02:39 PM

Page 46 of 78

46 of 3035

Pace Analytical Services, LLC
7726 Moller Road
Indianapolis, IN 46268
(317)228-3100

ANALYTICAL RESULTS

Project: Former Amphenol Facility
Pace Project No.: 50277843

Sample: GP-73 SL (24.50-25.00) **Lab ID: 50277843036** Collected: 01/14/21 03:15 Received: 01/14/21 16:10 Matrix: Solid

Results reported on a "dry weight" basis and are adjusted for percent moisture, sample size and any dilutions.

Parameters	Results	Units	Report Limit	DF	Prepared	Analyzed	CAS No.	Qual
8260 MSV 5035A VOA	Analytical Method: EPA 8260							
	Pace Analytical Services - Indianapolis							
1,1-Dichloroethane	**0.015** J	mg/kg	0.0043	1		01/16/21 10:30	75-34-3	R1
1,2-Dichloroethane	ND	mg/kg	0.0043	1		01/16/21 10:30	107-06-2	
cis-1,2-Dichloroethene	ND	mg/kg	0.0043	1		01/16/21 10:30	156-59-2	
trans-1,2-Dichloroethene	ND	mg/kg	0.0043	1		01/16/21 10:30	156-60-5	
Methylene Chloride	ND	mg/kg	0.017	1		01/16/21 10:30	75-09-2	R1
Tetrachloroethene	**0.11** J	mg/kg	0.0043	1		01/16/21 10:30	127-18-4	M1,R1
1,1,1-Trichloroethane	ND	mg/kg	0.0043	1		01/16/21 10:30	71-55-6	
Trichloroethene	ND	mg/kg	0.0043	1		01/16/21 10:30	79-01-6	
Vinyl chloride	ND	mg/kg	0.0043	1		01/16/21 10:30	75-01-4	R1
Surrogates								
Dibromofluoromethane (S)	105	%.	73-133	1		01/16/21 10:30	1868-53-7	
Toluene-d8 (S)	109	%.	73-130	1		01/16/21 10:30	2037-26-5	
4-Bromofluorobenzene (S)	77	%.	55-129	1		01/16/21 10:30	460-00-4	
Percent Moisture	Analytical Method: SM 2540G							
	Pace Analytical Services - Indianapolis							
Percent Moisture	**8.0**	%	0.10	1		01/18/21 07:04		N2

Pace Analytical Services, LLC
7726 Moller Road
Indianapolis, IN 46268
(317)228-3100

ANALYTICAL RESULTS

Project: Former Amphenol Facility
Pace Project No.: 50277843

Sample: FD-4 SL **Lab ID: 50277843037** Collected: 01/13/21 08:00 Received: 01/14/21 16:10 Matrix: Solid

Results reported on a "dry weight" basis and are adjusted for percent moisture, sample size and any dilutions.

Parameters	Results	Units	Report Limit	DF	Prepared	Analyzed	CAS No.	Qual
8260 MSV 5035A VOA	Analytical Method: EPA 8260							
	Pace Analytical Services - Indianapolis							
1,1-Dichloroethane	ND	mg/kg	0.0053	1		01/16/21 11:43	75-34-3	
1,2-Dichloroethane	ND	mg/kg	0.0053	1		01/16/21 11:43	107-06-2	
cis-1,2-Dichloroethene	ND	mg/kg	0.0053	1		01/16/21 11:43	156-59-2	
trans-1,2-Dichloroethene	ND	mg/kg	0.0053	1		01/16/21 11:43	156-60-5	
Methylene Chloride	ND	mg/kg	0.021	1		01/16/21 11:43	75-09-2	
Tetrachloroethene	**0.038**	mg/kg	0.0053	1		01/16/21 11:43	127-18-4	
1,1,1-Trichloroethane	ND	mg/kg	0.0053	1		01/16/21 11:43	71-55-6	
Trichloroethene	ND	mg/kg	0.0053	1		01/16/21 11:43	79-01-6	
Vinyl chloride	ND	mg/kg	0.0053	1		01/16/21 11:43	75-01-4	
Surrogates								
Dibromofluoromethane (S)	106	%.	73-133	1		01/16/21 11:43	1868-53-7	
Toluene-d8 (S)	103	%.	73-130	1		01/16/21 11:43	2037-26-5	
4-Bromofluorobenzene (S)	91	%.	55-129	1		01/16/21 11:43	460-00-4	
Percent Moisture	Analytical Method: SM 2540G							
	Pace Analytical Services - Indianapolis							
Percent Moisture	**15.9**	%	0.10	1		01/18/21 07:04		N2

This report shall not be reproduced, except in full,
without the written consent of Pace Analytical Services, LLC.

Pace Analytical Services, LLC
7726 Moller Road
Indianapolis, IN 46268
(317)228-3100

ANALYTICAL RESULTS

Project: Former Amphenol Facility
Pace Project No.: 50277843

Sample: FD-5 SL **Lab ID: 50277843038** Collected: 01/13/21 08:00 Received: 01/14/21 16:10 Matrix: Solid

Results reported on a "dry weight" basis and are adjusted for percent moisture, sample size and any dilutions.

Parameters	Results	Units	Report Limit	DF	Prepared	Analyzed	CAS No.	Qual
8260 MSV 5035A VOA	Analytical Method: EPA 8260							
	Pace Analytical Services - Indianapolis							
1,1-Dichloroethane	ND	mg/kg	0.64	100		01/18/21 11:22	75-34-3	
1,2-Dichloroethane	ND	mg/kg	0.64	100		01/18/21 11:22	107-06-2	
cis-1,2-Dichloroethene	ND	mg/kg	0.64	100		01/18/21 11:22	156-59-2	
trans-1,2-Dichloroethene	ND	mg/kg	0.64	100		01/18/21 11:22	156-60-5	
Methylene Chloride	ND	mg/kg	2.6	100		01/18/21 11:22	75-09-2	
Tetrachloroethene	**378**	mg/kg	6.4	1000		01/18/21 23:15	127-18-4	
1,1,1-Trichloroethane	ND	mg/kg	0.64	100		01/18/21 11:22	71-55-6	
Trichloroethene	**1.6**	mg/kg	0.64	100		01/18/21 11:22	79-01-6	
Vinyl chloride	ND	mg/kg	0.64	100		01/18/21 11:22	75-01-4	
Surrogates								
Dibromofluoromethane (S)	97	%.	73-133	100		01/18/21 11:22	1868-53-7	D4
Toluene-d8 (S)	94	%.	73-130	100		01/18/21 11:22	2037-26-5	
4-Bromofluorobenzene (S)	105	%.	55-129	100		01/18/21 11:22	460-00-4	
Percent Moisture	Analytical Method: SM 2540G							
	Pace Analytical Services - Indianapolis							
Percent Moisture	**15.2**	%	0.10	1		01/18/21 07:05		N2

Pace Analytical Services, LLC
7726 Moller Road
Indianapolis, IN 46268
(317)228-3100

ANALYTICAL RESULTS

Project: Former Amphenol Facility
Pace Project No.: 50277843

Sample: FD-6 SL **Lab ID: 50277843039** Collected: 01/13/21 08:00 Received: 01/14/21 16:10 Matrix: Solid

Results reported on a "dry weight" basis and are adjusted for percent moisture, sample size and any dilutions.

Parameters	Results	Units	Report Limit	DF	Prepared	Analyzed	CAS No.	Qual
8260 MSV 5035A VOA	Analytical Method: EPA 8260							
	Pace Analytical Services - Indianapolis							
1,1-Dichloroethane	ND	mg/kg	0.56	100		01/18/21 11:47	75-34-3	
1,2-Dichloroethane	ND	mg/kg	0.56	100		01/18/21 11:47	107-06-2	
cis-1,2-Dichloroethene	ND	mg/kg	0.56	100		01/18/21 11:47	156-59-2	
trans-1,2-Dichloroethene	ND	mg/kg	0.56	100		01/18/21 11:47	156-60-5	
Methylene Chloride	ND	mg/kg	2.2	100		01/18/21 11:47	75-09-2	
Tetrachloroethene	**117**	mg/kg	5.6	1000		01/18/21 23:39	127-18-4	
1,1,1-Trichloroethane	**0.61**	mg/kg	0.56	100		01/18/21 11:47	71-55-6	
Trichloroethene	**3.5**	mg/kg	0.56	100		01/18/21 11:47	79-01-6	
Vinyl chloride	ND	mg/kg	0.56	100		01/18/21 11:47	75-01-4	
Surrogates								
Dibromofluoromethane (S)	96	%.	73-133	100		01/18/21 11:47	1868-53-7	D4
Toluene-d8 (S)	96	%.	73-130	100		01/18/21 11:47	2037-26-5	
4-Bromofluorobenzene (S)	97	%.	55-129	100		01/18/21 11:47	460-00-4	
Percent Moisture	Analytical Method: SM 2540G							
	Pace Analytical Services - Indianapolis							
Percent Moisture	**15.8**	%	0.10	1		01/18/21 07:05		N2

Pace Analytical®
www.pacelabs.com

Pace Analytical Services, LLC
7726 Moller Road
Indianapolis, IN 46268
(317)228-3100

ANALYTICAL RESULTS

Project: Former Amphenol Facility
Pace Project No.: 50277843

Sample: FD-7 SL **Lab ID: 50277843040** Collected: 01/14/21 08:00 Received: 01/14/21 16:10 Matrix: Solid

Results reported on a "dry weight" basis and are adjusted for percent moisture, sample size and any dilutions.

Parameters	Results	Units	Report Limit	DF	Prepared	Analyzed	CAS No.	Qual
8260 MSV 5035A VOA	Analytical Method: EPA 8260							
	Pace Analytical Services - Indianapolis							
1,1-Dichloroethane	ND	mg/kg	0.0055	1		01/16/21 12:08	75-34-3	
1,2-Dichloroethane	ND	mg/kg	0.0055	1		01/16/21 12:08	107-06-2	
cis-1,2-Dichloroethene	ND	mg/kg	0.0055	1		01/16/21 12:08	156-59-2	
trans-1,2-Dichloroethene	ND	mg/kg	0.0055	1		01/16/21 12:08	156-60-5	
Methylene Chloride	ND	mg/kg	0.022	1		01/16/21 12:08	75-09-2	
Tetrachloroethene	**33.6**	mg/kg	5.3	1000		01/19/21 00:29	127-18-4	
1,1,1-Trichloroethane	**0.0065**	mg/kg	0.0055	1		01/16/21 12:08	71-55-6	
Trichloroethene	**0.055**	mg/kg	0.0055	1		01/16/21 12:08	79-01-6	
Vinyl chloride	ND	mg/kg	0.0055	1		01/16/21 12:08	75-01-4	
Surrogates								
Dibromofluoromethane (S)	104	%.	73-133	1		01/16/21 12:08	1868-53-7	
Toluene-d8 (S)	102	%.	73-130	1		01/16/21 12:08	2037-26-5	
4-Bromofluorobenzene (S)	96	%.	55-129	1		01/16/21 12:08	460-00-4	
Percent Moisture	Analytical Method: SM 2540G							
	Pace Analytical Services - Indianapolis							
Percent Moisture	**14.8**	%	0.10	1		01/18/21 07:05		N2

Pace Analytical Services, LLC
7726 Moller Road
Indianapolis, IN 46268
(317)228-3100

ANALYTICAL RESULTS

Project: Former Amphenol Facility
Pace Project No.: 50277843

Sample: EB-2 WT **Lab ID: 50277843041** Collected: 01/14/21 03:25 Received: 01/14/21 16:10 Matrix: Water

Parameters	Results	Units	Report Limit	DF	Prepared	Analyzed	CAS No.	Qual
8260/5030 MSV	Analytical Method: EPA 8260							
	Pace Analytical Services - Indianapolis							
1,1-Dichloroethane	ND	ug/L	5.0	1		01/18/21 14:57	75-34-3	
1,2-Dichloroethane	ND	ug/L	5.0	1		01/18/21 14:57	107-06-2	
cis-1,2-Dichloroethene	ND	ug/L	5.0	1		01/18/21 14:57	156-59-2	
trans-1,2-Dichloroethene	ND	ug/L	5.0	1		01/18/21 14:57	156-60-5	
Methylene Chloride	ND	ug/L	5.0	1		01/18/21 14:57	75-09-2	
Tetrachloroethene	ND	ug/L	5.0	1		01/18/21 14:57	127-18-4	
1,1,1-Trichloroethane	ND	ug/L	5.0	1		01/18/21 14:57	71-55-6	
Trichloroethene	ND	ug/L	5.0	1		01/18/21 14:57	79-01-6	
Vinyl chloride	ND	ug/L	2.0	1		01/18/21 14:57	75-01-4	
Surrogates								
Dibromofluoromethane (S)	102	%.	75-120	1		01/18/21 14:57	1868-53-7	
4-Bromofluorobenzene (S)	101	%.	85-116	1		01/18/21 14:57	460-00-4	
Toluene-d8 (S)	100	%.	83-111	1		01/18/21 14:57	2037-26-5	

Pace Analytical Services, LLC
7726 Moller Road
Indianapolis, IN 46268
(317)228-3100

ANALYTICAL RESULTS

Project: Former Amphenol Facility
Pace Project No.: 50277843

Sample: TB-2 WT **Lab ID: 50277843043** Collected: 01/14/21 08:00 Received: 01/14/21 16:10 Matrix: Water

Parameters	Results	Units	Report Limit	DF	Prepared	Analyzed	CAS No.	Qual
8260/5030 MSV unpreserved	Analytical Method: EPA 8260							
	Pace Analytical Services - Indianapolis							
1,1-Dichloroethane	ND	ug/L	5.0	1		01/18/21 15:27	75-34-3	
1,2-Dichloroethane	ND	ug/L	5.0	1		01/18/21 15:27	107-06-2	
cis-1,2-Dichloroethene	ND	ug/L	5.0	1		01/18/21 15:27	156-59-2	
trans-1,2-Dichloroethene	ND	ug/L	5.0	1		01/18/21 15:27	156-60-5	
Methylene Chloride	ND	ug/L	5.0	1		01/18/21 15:27	75-09-2	
Tetrachloroethene	ND	ug/L	5.0	1		01/18/21 15:27	127-18-4	
1,1,1-Trichloroethane	ND	ug/L	5.0	1		01/18/21 15:27	71-55-6	
Trichloroethene	ND	ug/L	5.0	1		01/18/21 15:27	79-01-6	
Vinyl chloride	ND	ug/L	2.0	1		01/18/21 15:27	75-01-4	
Surrogates								
Dibromofluoromethane (S)	102	%.	75-120	1		01/18/21 15:27	1868-53-7	
4-Bromofluorobenzene (S)	100	%.	85-116	1		01/18/21 15:27	460-00-4	
Toluene-d8 (S)	99	%.	83-111	1		01/18/21 15:27	2037-26-5	

LDC #: 50371B1a

SDG #: 50277843

Laboratory: Pace Analytical Services, LLC

VALIDATION COMPLETENESS WORKSHEET

Level III

Date: 02/18/21

Page: 1 of 3

Reviewer: JVG

2nd Reviewer: [illegible]

METHOD: GC/MS Volatiles (EPA SW 846 Method 8260)

The samples listed below were reviewed for each of the following validation areas. Validation findings are noted in attached validation findings worksheets.

	Validation Area		Comments
I.	Sample receipt/Technical holding times	A/A	
II.	GC/MS Instrument performance check	A	
III.	Initial calibration/ICV	A/A	ICAL ≤ 20% ✓ ICV ≤ 30%
IV.	Continuing calibration	SW	CCV ≤ 20%
V.	Laboratory Blanks	A	
VI.	Field blanks	ND	TB = 42 EB = 41 ↓ = EB-1 (from 50277692)
VII.	Surrogate spikes	A	
VIII.	Matrix spike/Matrix spike duplicates	SW	
IX.	Laboratory control samples	A	LCS
X.	Field duplicates	SW	D = 6/38, 19/37, 26/39, 34/40
XI.	Internal standards	A	
XII.	Compound quantitation RL/LOQ/LODs	SW	
XIII.	Target compound identification	N	
XIV.	System performance	N	
XV.	Overall assessment of data	A	

Note: A = Acceptable; N = Not provided/applicable; SW = See worksheet; ND = No compounds detected; R = Rinsate; FB = Field blank; D = Duplicate; TB = Trip blank; EB = Equipment blank; SB=Source blank; OTHER:

		Client ID	Lab ID	Matrix	Date
	1	GP-65 SL (3.75-4.25)	50277843001	Soil	01/13/21
	2	GP-65 SL (14.50-15.00)	50277843002	Soil	01/13/21
	3	GP-65 SL (23.50-24.00)	50277843003	Soil	01/13/21
	4	GP-65 SL (24.00-24.50)	50277843004	Soil	01/13/21
	5	GP-66 SL (7.0-7.50)	50277843005	Soil	01/13/21
50X	6	GP-66 SL (24.00-24.50) D1	50277843006	Soil	01/13/21
50X/500X	7	GP-66 SL (24.50-25.00)	50277843007	Soil	01/13/21
	8	GP-67 SL (14.75-15.25)	50277843008	Soil	01/13/21
/500X	9	GP-67 SL (23.75-24.25)	50277843009	Soil	01/13/21
	10	GP-67 SL (22.5-23.00)	50277843010	Soil	01/13/21
/500X	11	GP-67 SL (24.25-24.75)	50277843011	Soil	01/13/21
/50X	12	GP-68 SL (14.50-15.00)	50277843012	Soil	01/14/21
/100X/1000X	13	GP-68 SL (23.25-23.75)	50277843013	Soil	01/14/21
/500X	14	GP-68 SL (23.75-24.25)	50277843014	Soil	01/14/21

LDC #: 50371B1a **VALIDATION COMPLETENESS WORKSHEET** Date: 02/18/21
SDG #: 50277843 Level III Page: 2 of 3
Laboratory: Pace Analytical Services, LLC Reviewer: JM
2nd Reviewer: [illegible]

METHOD: GC/MS Volatiles (EPA SW 846 Method 8260)

/100X	15	GP-68 SL (24.25-24.75)	50277843015	Soil	01/14/21
	16	GP-69 SL (17.75-18.25)	50277843016	Soil	01/13/21
100X	17	GP-69 SL (23.50-24.00)	50277843017	Soil	01/13/21
/100X	18	GP-69 SL (24.00-24.50)	50277843018	Soil	01/13/21
	19	GP-69 SL (22.50-23.00) D2	50277843019	Soil	01/13/21
/50X	20	GP-69 SL (25.00-25.50)	50277843020	Soil	01/13/21
	21	GP-70 SL (15.00-15.50)	50277843021	Soil	01/13/21
	22	GP-70 SL (23.50-24.00)	50277843022	Soil	01/13/21
	23	GP-70 SL (24.00-24.50)	50277843023	Soil	01/13/21
	24	GP-70 SL (24.50-25.00)	50277843024	Soil	01/13/21
	25	GP-71 SL (3.50-4.00)	50277843025	Soil	01/14/21
0X/1000X	26	GP-71 SL (23.00-23.50) D3	50277843026	Soil	01/14/21
	27	GP-71 SL (23.50-24.00)	50277843027	Soil	01/14/21
/100X	28	GP-71 SL (24.00-24.50)	50277843028	Soil	01/14/21
	29	GP-72 SL (6.50-7.00)	50277843029	Soil	01/13/21
1X/50X	30	GP-72 SL (23.00-23.50)	50277843030	Soil	01/14/21
0X/1000X	31	GP-72 SL (23.50-24.00)	50277843031	Soil	01/14/21
100X	32	GP-72 SL (24.00-24.50)	50277843032	Soil	01/14/21
	33	GP-73 SL (3.50-4.00)	50277843033	Soil	01/14/21
0X/1000X	34	GP-73 SL (23.00-23.50) D4	50277843034	Soil	01/14/21
	35	GP-73 SL (23.50-24.00)	50277843035	Soil	01/14/21
	36	GP-73 SL (24.50-25.00)	50277843036	Soil	01/14/21
	37	FD-4 SL D2	50277843037	Soil	01/13/21
0X/ /1000X	38	FD-5 SL D1	50277843038	Soil	01/13/21
	39	FD-6 SL D3	50277843039	Soil	01/13/21
/1000X	40	FD-7 SL D4	50277843040	Soil	01/14/21
	41	EB-2 WT	50277843041	Water	01/14/21
	42	TB-2 WT	50277843043	Water	01/14/21
	43 1	GP-65 SL (24.00-24.50)MS	50277843004MS	Soil	01/13/21
	44 1	GP-65 SL (24.00-24.50)MSD	50277843004MSD	Soil	01/13/21
	45 3	GP-69 SL (17.75-18.25)MS	50277843016MS	Soil	01/13/21
	46 3	GP-69 SL (17.75-18.25)MSD	50277843016MSD	Soil	01/13/21
	47 3	GP-73 SL (24.50-25.00)MS	50277843036MS	Soil	01/14/21
	48 3	GP-73 SL (24.50-25.00)MSD	50277843036MSD	Soil	01/14/21
	49				

LDC #: 50371B1a

VALIDATION COMPLETENESS WORKSHEET

Level III

SDG #: 50277843

Laboratory: Pace Analytical Services, LLC

Date: 02/18/21

Page: 3 of 3

Reviewer: SVG

2nd Reviewer: [illegible]

METHOD: GC/MS Volatiles (EPA SW 846 Method 8260)

50				
51				

Notes:

1	2779231 - MB	(1-5, 7-10, 12, 13, 15, 18-22)				
2	2779235-	(6, 11, 14)				
3	2779237-	(16, 23-34, 36, 37, 40)				
4	2779366-	(17, 35, 38, 39)				
5	2779452-	(41, 42)				

TARGET COMPOUND WORKSHEET

METHOD: VOA

A. Chloromethane	AA. Tetrachloroethene	AAA. 1,3,5-Trimethylbenzene	AAAA. Ethyl tert-butyl ether	A1. 1,3-Butadiene	A2.
B. Bromomethane	BB. 1,1,2,2-Tetrachloroethane	BBB. 4-Chlorotoluene	BBBB. tert-Amyl methyl ether	B1. Hexane	B2.
C. Vinyl choride	CC. Toluene	CCC. tert-Butylbenzene	CCCC. 1-Chlorohexane	C1. Heptane	C2.
D. Chloroethane	DD. Chlorobenzene	DDD. 1,2,4-Trimethylbenzene	DDDD. Isopropyl alcohol	D1. Propylene	D2.
E. Methylene chloride	EE. Ethylbenzene	EEE. sec-Butylbenzene	EEEE. Acetonitrile	E1. Freon 11	E2.
F. Acetone	FF. Styrene	FFF. 1,3-Dichlorobenzene	FFFF. Acrolein	F1. Freon 12	F2.
G. Carbon disulfide	GG. Xylenes, total	GGG. p-Isopropyltoluene	GGGG. Acrylonitrile	G1. Freon 113	G2.
H. 1,1-Dichloroethene	HH. Vinyl acetate	HHH. 1,4-Dichlorobenzene	HHHH. 1,4-Dioxane	H1. Freon 114	H2.
I. 1,1-Dichloroethane	II. 2-Chloroethylvinyl ether	III. n-Butylbenzene	IIII. Isobutyl alcohol	I1. 2-Nitropropane	I2.
J. 1,2-Dichloroethene, total	JJ. Dichlorodifluoromethane	JJJ. 1,2-Dichlorobenzene	JJJJ. Methacrylonitrile	J1. Dimethyl disulfide	J2.
K. Chloroform	KK. Trichlorofluoromethane	KKK. 1,2,4-Trichlorobenzene	KKKK. Propionitrile	K1. 2,3-Dimethyl pentane	K2.
L. 1,2-Dichloroethane	LL. Methyl-tert-butyl ether	LLL. Hexachlorobutadiene	LLLL. Ethyl ether	L1. 2,4-Dimethyl pentane	L2.
M. 2-Butanone	MM. 1,2-Dibromo-3-chloropropane	MMM. Naphthalene	MMMM. Benzyl chloride	M1. 3,3-Dimethyl pentane	M2.
N. 1,1,1-Trichloroethane	NN. Methyl ethyl ketone	NNN. 1,2,3-Trichlorobenzene	NNNN. Iodomethane	N1. 2-Methylpentane	N2.
O. Carbon tetrachloride	OO. 2,2-Dichloropropane	OOO. 1,3,5-Trichlorobenzene	OOOO.1,1-Difluoroethane	O1. 3-Methylpentane	O2.
P. Bromodichloromethane	PP. Bromochloromethane	PPP. trans-1,2-Dichloroethene	PPPP. Tetrahydrofuran	P1. 3-Ethylpentane	P2.
Q. 1,2-Dichloropropane	QQ. 1,1-Dichloropropene	QQQ. cis-1,2-Dichloroethene	QQQQ. Methyl acetate	Q1. 2,2-Dimethylpentane	Q2.
R. cis-1,3-Dichloropropene	RR. Dibromomethane	RRR. m,p-Xylenes	RRRR. Ethyl acetate	R1. 2,2,3- Trimethylbutane	R2.
S. Trichloroethene	SS. 1,3-Dichloropropane	SSS. o-Xylene	SSSS. Cyclohexane	S1. 2,2,4-Trimethylpentane	S2.
T. Dibromochloromethane	TT. 1,2-Dibromoethane	TTT. 1,1,2-Trichloro-1,2,2-trifluoroethane	TTTT. Methylcyclohexane	T1. 2-Methylhexane	T2.
U. 1,1,2-Trichloroethane	UU. 1,1,1,2-Tetrachloroethane	UUU. 1,2-Dichlorotetrafluoroethane	UUUU. Allyl chloride	U1. Nonanal	U2.
V. Benzene	VV. Isopropylbenzene	VVV. 4-Ethyltoluene	VVVV. Methyl methacrylate	V1. 2-Methylnaphthalene	V2.
W. trans-1,3-Dichloropropene	WW. Bromobenzene	WWW. Ethanol	WWWW. Ethyl methacrylate	W1. Methanol	W2.
X. Bromoform	XX. 1,2,3-Trichloropropane	XXX. Di-isopropyl ether	XXXX. cis-1,4-Dichloro-2-butene	X1. 1,2,3-Trimethylbenzene	X2.
Y. 4-Methyl-2-pentanone	YY. n-Propylbenzene	YYY. tert-Butanol	YYYY. trans-1,4-Dichloro-2-butene	Y1. 2-Propanol	Y2.
Z. 2-Hexanone	ZZ. 2-Chlorotoluene	ZZZ. tert-Butyl alcohol	ZZZZ. Pentachloroethane	Z1.	Z2.

LDC #: 50371 B1a

VALIDATION FINDINGS WORKSHEET
Continuing Calibration

Reviewer: JVG

METHOD: GC/MS VOA (EPA SW 846 Method 8260)

Please see qualifications below for all questions answered "N". Not applicable questions are identified as "N/A".

Y N N/A Was a continuing calibration standard analyzed at least once every 12 hours for each instrument?

Y N N/A Were percent differences (%D) ≤20 % and relative response factors (RRF) within the method criteria?

#	Date	Standard ID	Compound	Finding %D (Limit: ≤20.0%)	Finding RRF (Limit)	Associated Samples	Qualifications
	01/15/21	011521.B\A02LCSS-CCV	PPP	20.4203		1-15, 18-22, 43-46, MB1, MB2	(ND) J/UJ/A

Note: * = Ave RRF failed method criteria but within validation criteria

LDC #: 50371 B1a

VALIDATION FINDINGS WORKSHEET
Matrix Spike/Matrix Spike Duplicates

Reviewer: JVG

METHOD : GC/MS VOA (EPA SW 846 Method 8260)

Please see qualifications below for all questions answered "N". Not applicable questions are identified as "N/A".

Y N N/A Were a matrix spike (MS) and matrix spike duplicate (MSD) analyzed for each matrix in this SDG? If no, indicate which matrix does not have an associated MS/MSD. Soil / Water.

Y N N/A Was a MS/MSD analyzed every 20 samples of each matrix?

Y N N/A Were the MS/MSD percent recoveries (%R) and the relative percent differences (RPD) within the QC limits?

#	MS/MSD ID	Compound	MS %R (Limits)	MSD %R (Limits)	RPD (Limits)	Associated Samples	Qualifications
	45/46	C	( )	( )	21 (20)	16 (ND)	J dets/A
			( )	( )	( )		
	47/48	I	( )	( )	27 (20)	36 (Det)	J dets/A
		E	( )	( )	23 ( )	(ND)	
		AA	( )	( )	86 ( )		
		C	( )	( )	22 ( )		
		AA	~~324~~ (~~10-173~~)	443 (10-173)	( )	(Det)	
			( )	( )	( )		
			( )	( )	( )		
	43/44	RPD's not evaluated, spike amounts not comparable					
			( )	( )	( )		
			( )	( )	( )		
			( )	( )	( )		
			( )	( )	( )		
			( )	( )	( )		
			( )	( )	( )		
			( )	( )	( )		
			( )	( )	( )		
			( )	( )	( )		
			( )	( )	( )		
			( )	( )	( )		
			( )	( )	( )		
			( )	( )	( )		
			( )	( )	( )		
			( )	( )	( )		

LDC #: 50371B1a

VALIDATION FINDINGS WORKSHEET
Field Duplicates

Reviewer: JVG

METHOD: GC/MS VOA (EPA SW 846 Method 8260C)

Compound	Concentration (mgKg)		RPD
	6	38	
AA	4.6	378	195
S	0.26U	1.6	NC

Compound	Concentration (mg/Kg)		RPD
	19	37	
AA	0.028	0.038	30

Compound	Concentration (mg/Kg)		RPD
	26	39	
AA	74.0	117	45
S	2.9	3.5	19
N	0.56U	0.61	NC

Compound	Concentration (mg/Kg)		RPD
	34	40	
AA	36.8	33.6	9
N	0.51U	0.0065	NC
S	0.51U	0.055	NC

V:\Josephine\FIELD DUPLICATES\50371B1a iwm amphenol.wpd

LDC #: 50371 B1a

VALIDATION FINDINGS WORKSHEET
Compound Quantitation and CRQLs

Reviewer: JVG

METHOD: GC/MS VOA (EPA SW 846 Method 8260)

Please see qualifications below for all questions answered "N". Not applicable questions are identified as "N/A".

Y N N/A Were the correct internal standard (IS), quantitation ion and relative response factor (RRF) used to quantitate the compound?

Y N N/A Were compound quantitation and CRQLs adjusted to reflect all sample dilutions and dry weight factors applicable to level IV validation?

#	Date	Sample ID	Compound	Finding	Qualifications
		18, 30,	AA	> cal range	J dets / P

Comments: See sample calculation verification worksheet for recalculations

Laboratory Data Consultants, Inc.
Data Validation Report

Project/Site Name: Former Amphenol Facility, OnSite Soil_GP-74 to 82

LDC Report Date: February 18, 2021

Parameters: Volatiles

Validation Level: Level III & IV

Laboratory: Pace Analytical Services, LLC

Sample Delivery Group (SDG): 50278041

Sample Identification	Laboratory Sample Identification	Matrix	Collection Date
GP-74SL (13.00'-13.50')**	50278041001**	Soil	01/18/21
GP-74SL (21.00'-21.50')	50278041002	Soil	01/18/21
GP-74SL (21.50'-22.00')	50278041003	Soil	01/18/21
GP-75SL (13.00'-13.50')	50278041004	Soil	01/18/21
GP-75SL (22.00'-22.50')	50278041005	Soil	01/18/21
GP-75SL (22.50'-23.00')	50278041006	Soil	01/18/21
GP-76SL (15.00'-15.50')**	50278041007**	Soil	01/18/21
GP-76SL (23.25'-23.75')	50278041008	Soil	01/18/21
GP-76SL (23.75'-24.25')**	50278041009**	Soil	01/18/21
GP-77SL (14.50'-15.00')	50278041010	Soil	01/18/21
GP-77SL (21.50'-22.00')**	50278041011**	Soil	01/18/21
GP-77SL (22.00'-22.50')	50278041012	Soil	01/18/21
GP-78SL (15.00'-15.25')	50278041013	Soil	01/18/21
GP-78SL (20.50'-21.00')**	50278041014**	Soil	01/18/21
GP-78SL (21.00'-21.50')**	50278041015**	Soil	01/18/21
GP-78SL (24.50'-25.00')	50278041016	Soil	01/18/21
GP-79SL (14.50'-15.00')	50278041017	Soil	01/18/21
GP-79SL (22.50'-23.00')**	50278041018**	Soil	01/18/21
GP-79SL (23.00'-23.50')**	50278041019**	Soil	01/18/21
GP-79SL (24.00'-24.50')**	50278041020**	Soil	01/18/21
GP-80SL (14.50'-15.00')	50278041021	Soil	01/18/21
GP-80SL (22.50'-23.00')	50278041022	Soil	01/18/21
GP-80SL (23.00'-23.50')	50278041023	Soil	01/18/21
GP-80SL (24.50'-25.00')	50278041024	Soil	01/18/21
GP-80SL (24.00'-24.50')	50278041025	Soil	01/18/21
GP-81SL (15.00'-15.50')**	50278041026**	Soil	01/18/21

Sample Identification	Laboratory Sample Identification	Matrix	Collection Date
GP-81SL (24.00'-24.50')	50278041027	Soil	01/18/21
GP-81SL (26.00'-26.50')	50278041028	Soil	01/18/21
GP-82SL (13.50'-14.00')	50278041029	Soil	01/18/21
GP-82SL (20.00'-20.50')	50278041030	Soil	01/18/21
GP-82SL (20.50'-21.00')	50278041031	Soil	01/18/21
FD-9SL	50278041032	Soil	01/18/21
FD-10SL	50278041033	Soil	01/18/21
EB-3 WT	50278041034	Water	01/18/21
TB-3 WT	50278041035	Water	01/18/21
GP-81SL (22.50'-23.00')	50278041036	Soil	01/18/21
FD-8SL	50278041037	Soil	01/18/21
GP-81SL (15.00'-15.50')MS	50278041026MS	Soil	01/18/21
GP-81SL (15.00'-15.50')MSD	50278041026MSD	Soil	01/18/21

**Indicates sample underwent Level IV validation

Introduction

This Data Validation Report (DVR) presents data validation findings and results for the associated samples listed on the cover page. Data validation was performed in accordance with the cover page. Data validation was performed in accordance with the On-Site Source Soil Investigation Work Plan, Franklin Power Products, Inc./Amphenol Corporation, Franklin, Indiana (Dec 22 2020), Draft On-Site Source Soil Investigation Work Plan, Franklin Power Products, Inc./Amphenol Corporation, Franklin, Indiana (Jan 4 2021), the Design-Level Data Soil Investigation Work Plan, Franklin Power Products, Inc./Amphenol Corporation, Franklin, Indiana (February 2019), and a modified outline of the USEPA National Functional Guidelines (NFG) for Organic Superfund Methods Data Review (January 2017). Where specific guidance was not available, the data has been evaluated in a conservative manner consistent with industry standards using professional experience.

The analyses were performed by the following method:

Volatile Organic Compounds (VOCs) by Environmental Protection Agency (EPA) SW 846 Method 8260C

All sample results were subjected to Level III data validation, which comprises an evaluation of quality control (QC) summary results. Samples appended with a double asterisk on the cover page were subjected to Level IV data validation, which is comprised of the QC summary forms as well as the raw data, to confirm sample quantitation and identification.

The following are definitions of the data qualifiers utilized during data validation:

J (Estimated): The compound or analyte was analyzed for and positively identified by the laboratory; however the reported concentration is estimated due to non-conformances discovered during data validation.

U (Non-detected): The compound or analyte was analyzed for and positively identified by the laboratory; however the compound or analyte should be considered non-detected at the reported concentration due to the presence of contaminants detected in the associated blank(s).

UJ (Non-detected estimated): The compound or analyte was reported as not detected by the laboratory; however the reported quantitation/detection limit is estimated due to non-conformances discovered during data validation.

R (Rejected): The sample results were rejected due to gross non-conformances discovered during data validation. Data qualified as rejected is not usable.

NA (Not Applicable): The non-conformance discovered during data validation demonstrates a high bias, while the affected compound or analyte in the associated sample(s) was reported as not detected by the laboratory and did not warrant the qualification of the data.

A qualification summary table is provided at the end of this report if data has been qualified. Flags are classified as P (protocol) or A (advisory) to indicate whether the flag is due to a laboratory deviation from a specified protocol or is of technical advisory nature.

I. Sample Receipt and Technical Holding Times

All samples were received in good condition.

All technical holding time requirements were met.

II. GC/MS Instrument Performance Check

A bromofluorobenzene (BFB) tune was performed at 12 hour intervals.

All ion abundance requirements were met.

III. Initial Calibration and Initial Calibration Verification

An initial calibration was performed as required by the method.

For compounds where average relative response factors (RRFs) were utilized, the percent relative standard deviations (%RSD) were less than or equal to 20.0%.

In the case where the laboratory used a calibration curve to evaluate the compounds, all coefficients of determination (r^2) were greater than or equal to 0.990.

Average relative response factors (RRF) for all compounds were within validation criteria.

The percent differences (%D) of the initial calibration verification (ICV) standard were less than or equal to 30.0% for all compounds.

IV. Continuing Calibration

Continuing calibration was performed at the required frequencies.

The percent differences (%D) were less than or equal to 20.0% for all compounds with the following exceptions:

Date	Compound	%D	Associated Samples	Flag	A or P
01/20/21 (012021.B/A01CCV)	Vinyl chloride	26.2029	GP-74SL (13.00'-13.50')** GP-77SL (14.50'-15.00') GP-79SL (22.50'-23.00')** GP-79SL (23.00'-23.50')** GP-79SL (24.00'-24.50')** GP-80SL (14.50'-15.00') GP-80SL (24.50'-25.00') GP-80SL (24.00'-24.50') GP-81SL (15.00'-15.50')** GP-81SL (26.00'-26.50') GP-82SL (13.50'-14.00') GP-82SL (20.00'-20.50') FD-9SL	UJ (all non-detects)	A

Date	Compound	%D	Associated Samples	Flag	A or P
01/19/21 (B011921.B/B02LCSSCCV)	Vinyl chloride	27.5734	GP-74SL (21.00'-21.50') GP-74SL (21.50'-22.00') GP-75SL (13.00'-13.50') GP-75SL (22.00'-22.50') GP-75SL (22.50'-23.00') GP-76SL (15.00'-15.50')** GP-76SL (23.25'-23.75')	UJ (all non-detects)	A
01/20/21 (A011921.B/C03LCSMSCCV)	Vinyl chloride	33.6815	GP-76SL (23.75'-24.25')** GP-77SL (21.50'-22.00')** GP-77SL (22.00'-22.50') GP-78SL (15.00'-15.25') GP-78SL (20.50'-21.00')** GP-78SL (21.00'-21.50')** GP-80SL (22.50'-23.00') GP-80SL (23.00'-23.50') GP-81SL (24.00'-24.50') GP-81SL (22.50'-23.00') FD-8SL	UJ (all non-detects)	A
01/19/21 (B011921.B/D01CCV)	1,1-Dichloroethane cis-1,2-Dichloroethene trans-1,2-Dichloroethene Methylene chloride Tetrachloroethene 1,1,1-Trichloroethane Trichloroethene	24.4856 22.8585 23.5622 22.4491 29.5979 25.2057 25.0845	GP-78SL (24.50'-25.00') GP-82SL (20.50'-21.00')	J (all detects) UJ (all non-detects)	A
01/19/21 (A011921.B/A01CCV)	Vinyl chloride	29.6386	GP-79SL (14.50'-15.00')	UJ (all non-detects)	A

All of the continuing calibration relative response factors (RRF) were within validation criteria.

V. Laboratory Blanks

Laboratory blanks were analyzed as required by the method. No contaminants were found in the laboratory blanks.

VI. Field Blanks

Sample TB-3 WT was identified as a trip blank. No contaminants were found.

Sample EB-3 WT was identified as an equipment blank. No contaminants were found.

VII. Surrogates

Surrogates were added to all samples as required by the method. All surrogate recoveries (%R) were within QC limits.

VIII. Matrix Spike/Matrix Spike Duplicates

Matrix spike (MS) and matrix spike duplicate (MSD) sample analysis was performed on an associated project sample. Percent recoveries (%R) were within QC limits.

Relative percent differences (RPD) were within QC limits with the following exceptions:

Spike ID (Associated Samples)	Compound	RPD (Limits)	Flag	A or P
GP-81SL (15.00'-15.50')MS/MSD (GP-81SL (15.00'-15.50')**)	Trichloroethene	21 (≤20)	J (all detects)	A

IX. Laboratory Control Samples

Laboratory control samples (LCS) were analyzed as required by the method. Percent recoveries (%R) were within QC limits.

X. Field Duplicates

Samples GP-75SL (22.50'-23.00') and FD-9SL, samples GP-77SL (21.50'-22.00')** and FD-10SL, and samples GP-80SL (24.50'-25.00') and FD-8SL were identified as field duplicates. No results were detected in any of the samples with the following exceptions:

Compound	Concentration (mg/Kg)		RPD
	GP-75SL (22.50'-23.00')	FD-9SL	
1,1,1-Trichloroethane	0.0053	0.0033	47

Compound	Concentration (mg/Kg)		RPD
	GP-77SL (21.50'-22.00')**	FD-10SL	
1,1-Dichloroethane	0.010	0.021U	Not calculable
Methylene chloride	0.0028	0.0058	70
Trichloroethene	0.0019	0.0020	5

Compound	Concentration (mg/Kg)		RPD
	GP-80SL (24.50'-25.00')	FD-8SL	
Tetrachloroethene	1.4	0.16	159

Compound	Concentration (mg/Kg)		RPD
	GP-80SL (24.50'-25.00')	FD-8SL	
Methylene chloride	1.0U	0.0043	Not calculable

XI. Internal Standards

All internal standard areas and retention times were within QC limits with the following exceptions:

Sample	Internal Standards	Area (Limits)	Affected Compound	Flag	A or P
GP-76SL (15.00'-15.50')**	Fluorobenzene Chlorobenzene-d5	30846 (67293-269172) 26562 (47319-189276)	Vinyl chloride Methylene chloride 1,1-Dichloroethane 1,2-Dichloroethane 1,1,1-Trichloroethane Trichloroethene trans-1,2-Dichloroethene cis-1,2-Dichloroethene Tetrachloroethene	J (all detects) UJ (all non-detects)	A
GP-77SL (22.00'-22.50')	Chlorobenzene-d5	42425 (51889-207556)	Tetrachloroethene	UJ (all non-detects)	A
GP-78SL (15.00'-15.25')	Chlorobenzene-d5	50530 (51889-207556)	Tetrachloroethene	J (all detects)	A
GP-78SL (21.00'-21.50')**	Chlorobenzene-d5	50866 (51889-207556)	Tetrachloroethene	UJ (all non-detects)	A
GP-81SL (22.50'-23.00')	Fluorobenzene Chlorobenzene-d5	27220 (77584-310336) 20719 (51889-207556)	Vinyl chloride Methylene chloride 1,1-Dichloroethane 1,2-Dichloroethane 1,1,1-Trichloroethane Trichloroethene trans-1,2-Dichloroethene cis-1,2-Dichloroethene Tetrachloroethene	J (all detects) UJ (all non-detects)	A

XII. Compound Quantitation

All compound quantitations met validation criteria for samples which underwent Level IV validation. Raw data were not reviewed for Level III validation.

XIII. Target Compound Identifications

All target compound identifications met validation criteria for samples which underwent Level IV validation. Raw data were not reviewed for Level III validation.

XIV. System Performance

The system performance was acceptable for samples which underwent Level IV validation. Raw data were not reviewed for Level III validation.

XV. Overall Assessment of Data

The analysis was conducted within all specifications of the method. No results were rejected in this SDG.

Due to continuing calibration %D, MS/MSD RPD, and internal standard area, data were qualified as estimated in thirty-five samples.

The quality control criteria reviewed, other than those discussed above, were met and are considered acceptable.

Former Amphenol Facility, OnSite Soil_GP-74 to 82
Volatiles - Data Qualification Summary - SDG 50278041

Sample	Compound	Flag	A or P	Reason
GP-74SL (13.00'-13.50')** GP-77SL (14.50'-15.00') GP-79SL (22.50'-23.00')** GP-79SL (23.00'-23.50')** GP-79SL (24.00'-24.50')** GP-80SL (14.50'-15.00') GP-80SL (24.50'-25.00') GP-80SL (24.00'-24.50') GP-81SL (15.00'-15.50')** GP-81SL (26.00'-26.50') GP-82SL (13.50'-14.00') GP-82SL (20.00'-20.50') FD-9SL GP-74SL (21.00'-21.50') GP-74SL (21.50'-22.00') GP-75SL (13.00'-13.50') GP-75SL (22.00'-22.50') GP-75SL (22.50'-23.00') GP-76SL (15.00'-15.50')** GP-76SL (23.25'-23.75') GP-76SL (23.75'-24.25')** GP-77SL (21.50'-22.00')** GP-77SL (22.00'-22.50') GP-78SL (15.00'-15.25') GP-78SL (20.50'-21.00')** GP-78SL (21.00'-21.50')** GP-80SL (22.50'-23.00') GP-80SL (23.00'-23.50') GP-81SL (24.00'-24.50') GP-81SL (22.50'-23.00') FD-8SL GP-79SL (14.50'-15.00')	Vinyl chloride	UJ (all non-detects)	A	Continuing calibration (%D)
GP-78SL (24.50'-25.00') GP-82SL (20.50'-21.00')	1,1-Dichloroethane cis-1,2-Dichloroethene trans-1,2-Dichloroethene Methylene chloride Tetrachloroethene 1,1,1-Trichloroethane Trichloroethene	J (all detects) UJ (all non-detects)	A	Continuing calibration (%D)
GP-81SL (15.00'-15.50')**	Trichloroethene	J (all detects)	A	Matrix spike/Matrix spike duplicate (RPD)
GP-76SL (15.00'-15.50')** GP-81SL (22.50'-23.00')	Vinyl chloride Methylene chloride 1,1-Dichloroethane 1,2-Dichloroethane 1,1,1-Trichloroethane Trichloroethene trans-1,2-Dichloroethene cis-1,2-Dichloroethene Tetrachloroethene	J (all detects) UJ (all non-detects)	A	Internal standards (area)
GP-77SL (22.00'-22.50') GP-78SL (15.00'-15.25') GP-78SL (21.00'-21.50')**	Tetrachloroethene	J (all detects) UJ (all non-detects)	A	Internal standards (area)

Former Amphenol Facility, OnSite Soil_GP-74 to 82
Volatiles - Laboratory Blank Data Qualification Summary - SDG 50278041

No Sample Data Qualified in this SDG

Former Amphenol Facility, OnSite Soil_GP-74 to 82
Volatiles - Field Blank Data Qualification Summary - SDG 50278041

No Sample Data Qualified in this SDG

Pace Analytical Services, LLC
7726 Moller Road
Indianapolis, IN 46268
(317)228-3100

ANALYTICAL RESULTS

Project: Amphenol
Pace Project No.: 50278041

Sample: GP-74SL (13.00'-13.50') **Lab ID: 50278041001** Collected: 01/18/21 11:35 Received: 01/19/21 08:41 Matrix: Solid

Results reported on a "dry weight" basis and are adjusted for percent moisture, sample size and any dilutions.

Parameters	Results	Units	Report Limit	MDL	DF	Prepared	Analyzed	CAS No.	Qual
8260 MSV 5035A VOA	Analytical Method: EPA 8260								
	Pace Analytical Services - Indianapolis								
1,1-Dichloroethane	ND	mg/kg	0.25	0.018	50		01/20/21 13:17	75-34-3	
1,2-Dichloroethane	ND	mg/kg	0.25	0.020	50		01/20/21 13:17	107-06-2	
cis-1,2-Dichloroethene	ND	mg/kg	0.25	0.015	50		01/20/21 13:17	156-59-2	
trans-1,2-Dichloroethene	ND	mg/kg	0.25	0.011	50		01/20/21 13:17	156-60-5	
Methylene Chloride	ND	mg/kg	0.99	0.12	50		01/20/21 13:17	75-09-2	
Tetrachloroethene	**0.43**	mg/kg	0.25	0.015	50		01/20/21 13:17	127-18-4	
1,1,1-Trichloroethane	**0.066J**	mg/kg	0.25	0.011	50		01/20/21 13:17	71-55-6	
Trichloroethene	ND	mg/kg	0.25	0.0099	50		01/20/21 13:17	79-01-6	
Vinyl chloride	ND UJ	mg/kg	0.25	0.0089	50		01/20/21 13:17	75-01-4	
Surrogates									
Dibromofluoromethane (S)	96	%.	73-133		50		01/20/21 13:17	1868-53-7	D4
Toluene-d8 (S)	96	%.	73-130		50		01/20/21 13:17	2037-26-5	
4-Bromofluorobenzene (S)	99	%.	55-129		50		01/20/21 13:17	460-00-4	
Percent Moisture	Analytical Method: SM 2540G								
	Pace Analytical Services - Indianapolis								
Percent Moisture	**8.9**	%	0.10	0.10	1		01/19/21 16:29		N2

Pace Analytical Services, LLC
7726 Moller Road
Indianapolis, IN 46268
(317)228-3100

ANALYTICAL RESULTS

Project: Amphenol
Pace Project No.: 50278041

Sample: GP-74SL (21.00'-21.50') **Lab ID: 50278041002** Collected: 01/18/21 11:40 Received: 01/19/21 08:41 Matrix: Solid

Results reported on a "dry weight" basis and are adjusted for percent moisture, sample size and any dilutions.

Parameters	Results	Units	Report Limit	MDL	DF	Prepared	Analyzed	CAS No.	Qual
8260 MSV 5035A VOA	Analytical Method: EPA 8260								
	Pace Analytical Services - Indianapolis								
1,1-Dichloroethane	ND	mg/kg	0.0048	0.00061	1		01/19/21 18:57	75-34-3	
1,2-Dichloroethane	ND	mg/kg	0.0048	0.00073	1		01/19/21 18:57	107-06-2	
cis-1,2-Dichloroethene	ND	mg/kg	0.0048	0.00098	1		01/19/21 18:57	156-59-2	
trans-1,2-Dichloroethene	ND	mg/kg	0.0048	0.00080	1		01/19/21 18:57	156-60-5	
Methylene Chloride	ND	mg/kg	0.019	0.0023	1		01/19/21 18:57	75-09-2	
Tetrachloroethene	ND	mg/kg	0.0048	0.00057	1		01/19/21 18:57	127-18-4	
1,1,1-Trichloroethane	ND	mg/kg	0.0048	0.00057	1		01/19/21 18:57	71-55-6	
Trichloroethene	ND	mg/kg	0.0048	0.00093	1		01/19/21 18:57	79-01-6	
Vinyl chloride	ND U	mg/kg	0.0048	0.00028	1		01/19/21 18:57	75-01-4	
Surrogates									
Dibromofluoromethane (S)	104	%.	73-133		1		01/19/21 18:57	1868-53-7	
Toluene-d8 (S)	102	%.	73-130		1		01/19/21 18:57	2037-26-5	
4-Bromofluorobenzene (S)	94	%.	55-129		1		01/19/21 18:57	460-00-4	
Percent Moisture	Analytical Method: SM 2540G								
	Pace Analytical Services - Indianapolis								
Percent Moisture	**12.1**	%	0.10	0.10	1		01/19/21 16:29		N2

REPORT OF LABORATORY ANALYSIS

This report shall not be reproduced, except in full,
without the written consent of Pace Analytical Services, LLC.

2/19/21

Pace Analytical Services, LLC
7726 Moller Road
Indianapolis, IN 46268
(317)228-3100

ANALYTICAL RESULTS

Project: Amphenol
Pace Project No.: 50278041

Sample: GP-74SL (21.50'-22.00') **Lab ID: 50278041003** Collected: 01/18/21 11:45 Received: 01/19/21 08:41 Matrix: Solid

Results reported on a "dry weight" basis and are adjusted for percent moisture, sample size and any dilutions.

Parameters	Results	Units	Report Limit	MDL	DF	Prepared	Analyzed	CAS No.	Qual
8260 MSV 5035A VOA	Analytical Method: EPA 8260								
	Pace Analytical Services - Indianapolis								
1,1-Dichloroethane	ND	mg/kg	0.0042	0.00053	1		01/19/21 19:31	75-34-3	
1,2-Dichloroethane	ND	mg/kg	0.0042	0.00063	1		01/19/21 19:31	107-06-2	
cis-1,2-Dichloroethene	ND	mg/kg	0.0042	0.00085	1		01/19/21 19:31	156-59-2	
trans-1,2-Dichloroethene	ND	mg/kg	0.0042	0.00069	1		01/19/21 19:31	156-60-5	
Methylene Chloride	ND	mg/kg	0.017	0.0020	1		01/19/21 19:31	75-09-2	
Tetrachloroethene	ND	mg/kg	0.0042	0.00049	1		01/19/21 19:31	127-18-4	
1,1,1-Trichloroethane	**0.0014J**	mg/kg	0.0042	0.00049	1		01/19/21 19:31	71-55-6	
Trichloroethene	ND	mg/kg	0.0042	0.00080	1		01/19/21 19:31	79-01-6	
Vinyl chloride	ND UJ	mg/kg	0.0042	0.00024	1		01/19/21 19:31	75-01-4	
Surrogates									
Dibromofluoromethane (S)	108	%.	73-133		1		01/19/21 19:31	1868-53-7	
Toluene-d8 (S)	116	%.	73-130		1		01/19/21 19:31	2037-26-5	
4-Bromofluorobenzene (S)	76	%.	55-129		1		01/19/21 19:31	460-00-4	
Percent Moisture	Analytical Method: SM 2540G								
	Pace Analytical Services - Indianapolis								
Percent Moisture	**9.0**	%	0.10	0.10	1		01/19/21 16:29		N2

Pace Analytical Services, LLC
7726 Moller Road
Indianapolis, IN 46268
(317)228-3100

ANALYTICAL RESULTS

Project: Amphenol
Pace Project No.: 50278041

Sample: GP-75SL (13.00'-13.50') **Lab ID: 50278041004** Collected: 01/18/21 12:30 Received: 01/19/21 08:41 Matrix: Solid

Results reported on a "dry weight" basis and are adjusted for percent moisture, sample size and any dilutions.

Parameters	Results	Units	Report Limit	MDL	DF	Prepared	Analyzed	CAS No.	Qual
8260 MSV 5035A VOA	Analytical Method: EPA 8260								
	Pace Analytical Services - Indianapolis								
1,1-Dichloroethane	ND	mg/kg	0.0053	0.00066	1		01/19/21 20:06	75-34-3	
1,2-Dichloroethane	ND	mg/kg	0.0053	0.00079	1		01/19/21 20:06	107-06-2	
cis-1,2-Dichloroethene	ND	mg/kg	0.0053	0.0011	1		01/19/21 20:06	156-59-2	
trans-1,2-Dichloroethene	ND	mg/kg	0.0053	0.00087	1		01/19/21 20:06	156-60-5	
Methylene Chloride	**0.0030J**	mg/kg	0.021	0.0025	1		01/19/21 20:06	75-09-2	
Tetrachloroethene	ND	mg/kg	0.0053	0.00062	1		01/19/21 20:06	127-18-4	
1,1,1-Trichloroethane	ND	mg/kg	0.0053	0.00062	1		01/19/21 20:06	71-55-6	
Trichloroethene	ND	mg/kg	0.0053	0.0010	1		01/19/21 20:06	79-01-6	
Vinyl chloride	ND UJ	mg/kg	0.0053	0.00030	1		01/19/21 20:06	75-01-4	
Surrogates									
Dibromofluoromethane (S)	109	%.	73-133		1		01/19/21 20:06	1868-53-7	
Toluene-d8 (S)	105	%.	73-130		1		01/19/21 20:06	2037-26-5	
4-Bromofluorobenzene (S)	91	%.	55-129		1		01/19/21 20:06	460-00-4	
Percent Moisture	Analytical Method: SM 2540G								
	Pace Analytical Services - Indianapolis								
Percent Moisture	**6.0**	%	0.10	0.10	1		01/19/21 16:29		N2

Pace Analytical Services, LLC
7726 Moller Road
Indianapolis, IN 46268
(317)228-3100

ANALYTICAL RESULTS

Project: Amphenol
Pace Project No.: 50278041

Sample: GP-75SL (22.00'-22.50') **Lab ID: 50278041005** Collected: 01/18/21 12:40 Received: 01/19/21 08:41 Matrix: Solid

Results reported on a "dry weight" basis and are adjusted for percent moisture, sample size and any dilutions.

Parameters	Results	Units	Report Limit	MDL	DF	Prepared	Analyzed	CAS No.	Qual
8260 MSV 5035A VOA	Analytical Method: EPA 8260								
	Pace Analytical Services - Indianapolis								
1,1-Dichloroethane	ND	mg/kg	0.0057	0.00072	1		01/19/21 20:40	75-34-3	
1,2-Dichloroethane	ND	mg/kg	0.0057	0.00086	1		01/19/21 20:40	107-06-2	
cis-1,2-Dichloroethene	ND	mg/kg	0.0057	0.0012	1		01/19/21 20:40	156-59-2	
trans-1,2-Dichloroethene	ND	mg/kg	0.0057	0.00094	1		01/19/21 20:40	156-60-5	
Methylene Chloride	ND	mg/kg	0.023	0.0027	1		01/19/21 20:40	75-09-2	
Tetrachloroethene	ND	mg/kg	0.0057	0.00067	1		01/19/21 20:40	127-18-4	
1,1,1-Trichloroethane	ND	mg/kg	0.0057	0.00068	1		01/19/21 20:40	71-55-6	
Trichloroethene	ND	mg/kg	0.0057	0.0011	1		01/19/21 20:40	79-01-6	
Vinyl chloride	ND	mg/kg	0.0057	0.00033	1		01/19/21 20:40	75-01-4	
Surrogates									
Dibromofluoromethane (S)	106	%.	73-133		1		01/19/21 20:40	1868-53-7	
Toluene-d8 (S)	102	%.	73-130		1		01/19/21 20:40	2037-26-5	
4-Bromofluorobenzene (S)	97	%.	55-129		1		01/19/21 20:40	460-00-4	
Percent Moisture	Analytical Method: SM 2540G								
	Pace Analytical Services - Indianapolis								
Percent Moisture	**12.6**	%	0.10	0.10	1		01/19/21 16:29		N2

REPORT OF LABORATORY ANALYSIS

This report shall not be reproduced, except in full,
without the written consent of Pace Analytical Services, LLC.

2/19/21

Pace Analytical Services, LLC
7726 Moller Road
Indianapolis, IN 46268
(317)228-3100

ANALYTICAL RESULTS

Project: Amphenol
Pace Project No.: 50278041

Sample: GP-75SL (22.50'-23.00') **Lab ID: 50278041006** Collected: 01/18/21 12:45 Received: 01/19/21 08:41 Matrix: Solid

Results reported on a "wet-weight" basis

Parameters	Results	Units	Report Limit	MDL	DF	Prepared	Analyzed	CAS No.	Qual
8260 MSV 5035A VOA	Analytical Method: EPA 8260								
	Pace Analytical Services - Indianapolis								
1,1-Dichloroethane	ND	mg/kg	0.0035	0.00045	1		01/19/21 21:14	75-34-3	
1,2-Dichloroethane	ND	mg/kg	0.0035	0.00053	1		01/19/21 21:14	107-06-2	
cis-1,2-Dichloroethene	ND	mg/kg	0.0035	0.00071	1		01/19/21 21:14	156-59-2	
trans-1,2-Dichloroethene	ND	mg/kg	0.0035	0.00058	1		01/19/21 21:14	156-60-5	
Methylene Chloride	ND	mg/kg	0.014	0.0017	1		01/19/21 21:14	75-09-2	
Tetrachloroethene	ND	mg/kg	0.0035	0.00042	1		01/19/21 21:14	127-18-4	
1,1,1-Trichloroethane	**0.0053**	mg/kg	0.0035	0.00042	1		01/19/21 21:14	71-55-6	
Trichloroethene	ND	mg/kg	0.0035	0.00068	1		01/19/21 21:14	79-01-6	
Vinyl chloride	ND LS	mg/kg	0.0035	0.00020	1		01/19/21 21:14	75-01-4	
Surrogates									
Dibromofluoromethane (S)	106	%.	73-133		1		01/19/21 21:14	1868-53-7	
Toluene-d8 (S)	110	%.	73-130		1		01/19/21 21:14	2037-26-5	
4-Bromofluorobenzene (S)	89	%.	55-129		1		01/19/21 21:14	460-00-4	

Pace Analytical Services, LLC
7726 Moller Road
Indianapolis, IN 46268
(317)228-3100

ANALYTICAL RESULTS

Project: Amphenol
Pace Project No.: 50278041

Sample: GP-76SL (15.00'-15.50') **Lab ID: 50278041007** Collected: 01/18/21 14:25 Received: 01/19/21 08:41 Matrix: Solid

Results reported on a "dry weight" basis and are adjusted for percent moisture, sample size and any dilutions.

Parameters	Results	Units	Report Limit	MDL	DF	Prepared	Analyzed	CAS No.	Qual
8260 MSV 5035A VOA	Analytical Method: EPA 8260								
	Pace Analytical Services - Indianapolis								
1,1-Dichloroethane	ND UJ	mg/kg	0.0059	0.00074	1		01/19/21 21:49	75-34-3	
1,2-Dichloroethane	ND	mg/kg	0.0059	0.00088	1		01/19/21 21:49	107-06-2	
cis-1,2-Dichloroethene	ND	mg/kg	0.0059	0.0012	1		01/19/21 21:49	156-59-2	
trans-1,2-Dichloroethene	ND	mg/kg	0.0059	0.00097	1		01/19/21 21:49	156-60-5	
Methylene Chloride	ND	mg/kg	0.023	0.0028	1		01/19/21 21:49	75-09-2	
Tetrachloroethene	**0.0027J** J	mg/kg	0.0059	0.00069	1		01/19/21 21:49	127-18-4	
1,1,1-Trichloroethane	ND UJ	mg/kg	0.0059	0.00069	1		01/19/21 21:49	71-55-6	
Trichloroethene	ND	mg/kg	0.0059	0.0011	1		01/19/21 21:49	79-01-6	
Vinyl chloride	ND UJ	mg/kg	0.0059	0.00034	1		01/19/21 21:49	75-01-4	
Surrogates									
Dibromofluoromethane (S)	132	%.	73-133		1		01/19/21 21:49	1868-53-7	
Toluene-d8 (S)	93	%.	73-130		1		01/19/21 21:49	2037-26-5	
4-Bromofluorobenzene (S)	98	%.	55-129		1		01/19/21 21:49	460-00-4	
Percent Moisture	Analytical Method: SM 2540G								
	Pace Analytical Services - Indianapolis								
Percent Moisture	**7.7**	%	0.10	0.10	1		01/19/21 16:30		N2

Pace Analytical Services, LLC
7726 Moller Road
Indianapolis, IN 46268
(317)228-3100

ANALYTICAL RESULTS

Project: Amphenol
Pace Project No.: 50278041

Sample: GP-76SL (23.25'-23.75') **Lab ID: 50278041008** Collected: 01/18/21 14:30 Received: 01/19/21 08:41 Matrix: Solid

Results reported on a "dry weight" basis and are adjusted for percent moisture, sample size and any dilutions.

Parameters	Results	Units	Report Limit	MDL	DF	Prepared	Analyzed	CAS No.	Qual
8260 MSV 5035A VOA	Analytical Method: EPA 8260								
	Pace Analytical Services - Indianapolis								
1,1-Dichloroethane	ND	mg/kg	0.0056	0.00071	1		01/19/21 22:23	75-34-3	
1,2-Dichloroethane	ND	mg/kg	0.0056	0.00085	1		01/19/21 22:23	107-06-2	
cis-1,2-Dichloroethene	ND	mg/kg	0.0056	0.0011	1		01/19/21 22:23	156-59-2	
trans-1,2-Dichloroethene	ND	mg/kg	0.0056	0.00093	1		01/19/21 22:23	156-60-5	
Methylene Chloride	ND	mg/kg	0.022	0.0027	1		01/19/21 22:23	75-09-2	
Tetrachloroethene	ND	mg/kg	0.0056	0.00066	1		01/19/21 22:23	127-18-4	
1,1,1-Trichloroethane	ND	mg/kg	0.0056	0.00066	1		01/19/21 22:23	71-55-6	
Trichloroethene	ND	mg/kg	0.0056	0.0011	1		01/19/21 22:23	79-01-6	
Vinyl chloride	ND UJ	mg/kg	0.0056	0.00032	1		01/19/21 22:23	75-01-4	
Surrogates									
Dibromofluoromethane (S)	105	%.	73-133		1		01/19/21 22:23	1868-53-7	
Toluene-d8 (S)	102	%.	73-130		1		01/19/21 22:23	2037-26-5	
4-Bromofluorobenzene (S)	93	%.	55-129		1		01/19/21 22:23	460-00-4	
Percent Moisture	Analytical Method: SM 2540G								
	Pace Analytical Services - Indianapolis								
Percent Moisture	**7.8**	%	0.10	0.10	1		01/19/21 16:30		N2

Pace Analytical Services, LLC
7726 Moller Road
Indianapolis, IN 46268
(317)228-3100

ANALYTICAL RESULTS

Project: Amphenol
Pace Project No.: 50278041

Sample: GP-76SL (23.75'-24.25') **Lab ID: 50278041009** Collected: 01/18/21 14:35 Received: 01/19/21 08:41 Matrix: Solid

Results reported on a "dry weight" basis and are adjusted for percent moisture, sample size and any dilutions.

Parameters	Results	Units	Report Limit	MDL	DF	Prepared	Analyzed	CAS No.	Qual
8260 MSV 5035A VOA	Analytical Method: EPA 8260								
	Pace Analytical Services - Indianapolis								
1,1-Dichloroethane	ND	mg/kg	0.0053	0.00085	1		01/20/21 05:33	75-34-3	
1,2-Dichloroethane	ND	mg/kg	0.0053	0.00057	1		01/20/21 05:33	107-06-2	
cis-1,2-Dichloroethene	ND	mg/kg	0.0053	0.00066	1		01/20/21 05:33	156-59-2	
trans-1,2-Dichloroethene	ND	mg/kg	0.0053	0.00095	1		01/20/21 05:33	156-60-5	
Methylene Chloride	**0.0028J**	mg/kg	0.021	0.0011	1		01/20/21 05:33	75-09-2	
Tetrachloroethene	ND	mg/kg	0.0053	0.00091	1		01/20/21 05:33	127-18-4	
1,1,1-Trichloroethane	**0.0069**	mg/kg	0.0053	0.00062	1		01/20/21 05:33	71-55-6	
Trichloroethene	**0.0013J**	mg/kg	0.0053	0.00078	1		01/20/21 05:33	79-01-6	
Vinyl chloride	ND U5	mg/kg	0.0053	0.00046	1		01/20/21 05:33	75-01-4	
Surrogates									
Dibromofluoromethane (S)	101	%.	73-133		1		01/20/21 05:33	1868-53-7	
Toluene-d8 (S)	108	%.	73-130		1		01/20/21 05:33	2037-26-5	
4-Bromofluorobenzene (S)	88	%.	55-129		1		01/20/21 05:33	460-00-4	
Percent Moisture	Analytical Method: SM 2540G								
	Pace Analytical Services - Indianapolis								
Percent Moisture	**9.7**	%	0.10	0.10	1		01/19/21 16:30		N2

1/19/21 Q

Pace Analytical Services, LLC
7726 Moller Road
Indianapolis, IN 46268
(317)228-3100

ANALYTICAL RESULTS

Project: Amphenol
Pace Project No.: 50278041

Sample: GP-77SL (14.50'-15.00') **Lab ID: 50278041010** Collected: 01/18/21 15:00 Received: 01/19/21 08:41 Matrix: Solid

Results reported on a "dry weight" basis and are adjusted for percent moisture, sample size and any dilutions.

Parameters	Results	Units	Report Limit	MDL	DF	Prepared	Analyzed	CAS No.	Qual
8260 MSV 5035A VOA	Analytical Method: EPA 8260								
	Pace Analytical Services - Indianapolis								
1,1-Dichloroethane	ND	mg/kg	0.0055	0.00040	1		01/20/21 15:44	75-34-3	
1,2-Dichloroethane	ND	mg/kg	0.0055	0.00044	1		01/20/21 15:44	107-06-2	
cis-1,2-Dichloroethene	ND	mg/kg	0.0055	0.00034	1		01/20/21 15:44	156-59-2	
trans-1,2-Dichloroethene	ND	mg/kg	0.0055	0.00025	1		01/20/21 15:44	156-60-5	
Methylene Chloride	ND	mg/kg	0.022	0.0027	1		01/20/21 15:44	75-09-2	
Tetrachloroethene	**0.0070**	mg/kg	0.0055	0.00033	1		01/20/21 15:44	127-18-4	
1,1,1-Trichloroethane	**0.00032J**	mg/kg	0.0055	0.00024	1		01/20/21 15:44	71-55-6	
Trichloroethene	ND	mg/kg	0.0055	0.00022	1		01/20/21 15:44	79-01-6	
Vinyl chloride	ND UJ	mg/kg	0.0055	0.00020	1		01/20/21 15:44	75-01-4	
Surrogates									
Dibromofluoromethane (S)	100	%.	73-133		1		01/20/21 15:44	1868-53-7	
Toluene-d8 (S)	96	%.	73-130		1		01/20/21 15:44	2037-26-5	
4-Bromofluorobenzene (S)	95	%.	55-129		1		01/20/21 15:44	460-00-4	
Percent Moisture	Analytical Method: SM 2540G								
	Pace Analytical Services - Indianapolis								
Percent Moisture	**7.9**	%	0.10	0.10	1		01/19/21 16:30		N2

REPORT OF LABORATORY ANALYSIS

This report shall not be reproduced, except in full,
without the written consent of Pace Analytical Services, LLC.

2/19/21 Q

Pace Analytical Services, LLC
7726 Moller Road
Indianapolis, IN 46268
(317)228-3100

ANALYTICAL RESULTS

Project: Amphenol
Pace Project No.: 50278041

Sample: GP-77SL (21.50'-22.00') **Lab ID: 50278041011** Collected: 01/18/21 15:15 Received: 01/19/21 08:41 Matrix: Solid

Results reported on a "dry weight" basis and are adjusted for percent moisture, sample size and any dilutions.

Parameters	Results	Units	Report Limit	MDL	DF	Prepared	Analyzed	CAS No.	Qual
8260 MSV 5035A VOA	Analytical Method: EPA 8260								
	Pace Analytical Services - Indianapolis								
1,1-Dichloroethane	**0.010**	mg/kg	0.0076	0.0012	1		01/20/21 06:08	75-34-3	
1,2-Dichloroethane	ND	mg/kg	0.0076	0.00083	1		01/20/21 06:08	107-06-2	
cis-1,2-Dichloroethene	ND	mg/kg	0.0076	0.00095	1		01/20/21 06:08	156-59-2	
trans-1,2-Dichloroethene	ND	mg/kg	0.0076	0.0014	1		01/20/21 06:08	156-60-5	
Methylene Chloride	**0.0028J**	mg/kg	0.031	0.0015	1		01/20/21 06:08	75-09-2	
Tetrachloroethene	ND	mg/kg	0.0076	0.0013	1		01/20/21 06:08	127-18-4	
1,1,1-Trichloroethane	ND	mg/kg	0.0076	0.00090	1		01/20/21 06:08	71-55-6	
Trichloroethene	**0.0019J**	mg/kg	0.0076	0.0011	1		01/20/21 06:08	79-01-6	
Vinyl chloride	ND UJ	mg/kg	0.0076	0.00067	1		01/20/21 06:08	75-01-4	
Surrogates									
Dibromofluoromethane (S)	100	%.	73-133		1		01/20/21 06:08	1868-53-7	
Toluene-d8 (S)	106	%.	73-130		1		01/20/21 06:08	2037-26-5	
4-Bromofluorobenzene (S)	93	%.	55-129		1		01/20/21 06:08	460-00-4	
Percent Moisture	Analytical Method: SM 2540G								
	Pace Analytical Services - Indianapolis								
Percent Moisture	**12.4**	%	0.10	0.10	1		01/19/21 16:30		N2

1/19/21

Pace Analytical Services, LLC
7726 Moller Road
Indianapolis, IN 46268
(317)228-3100

ANALYTICAL RESULTS

Project: Amphenol
Pace Project No.: 50278041

Sample: GP-77SL (22.00'-22.50') **Lab ID: 50278041012** Collected: 01/18/21 15:20 Received: 01/19/21 08:41 Matrix: Solid

Results reported on a "dry weight" basis and are adjusted for percent moisture, sample size and any dilutions.

Parameters	Results	Units	Report Limit	MDL	DF	Prepared	Analyzed	CAS No.	Qual
8260 MSV 5035A VOA	Analytical Method: EPA 8260								
	Pace Analytical Services - Indianapolis								
1,1-Dichloroethane	**0.0053**	mg/kg	0.0052	0.00084	1		01/20/21 06:42	75-34-3	
1,2-Dichloroethane	ND	mg/kg	0.0052	0.00057	1		01/20/21 06:42	107-06-2	
cis-1,2-Dichloroethene	ND	mg/kg	0.0052	0.00065	1		01/20/21 06:42	156-59-2	
trans-1,2-Dichloroethene	ND	mg/kg	0.0052	0.00094	1		01/20/21 06:42	156-60-5	
Methylene Chloride	**0.0026J**	mg/kg	0.021	0.0010	1		01/20/21 06:42	75-09-2	
Tetrachloroethene	ND UJ	mg/kg	0.0052	0.00090	1		01/20/21 06:42	127-18-4	
1,1,1-Trichloroethane	ND	mg/kg	0.0052	0.00062	1		01/20/21 06:42	71-55-6	
Trichloroethene	ND	mg/kg	0.0052	0.00077	1		01/20/21 06:42	79-01-6	
Vinyl chloride	ND UJ	mg/kg	0.0052	0.00046	1		01/20/21 06:42	75-01-4	
Surrogates									
Dibromofluoromethane (S)	107	%.	73-133		1		01/20/21 06:42	1868-53-7	
Toluene-d8 (S)	121	%.	73-130		1		01/20/21 06:42	2037-26-5	
4-Bromofluorobenzene (S)	80	%.	55-129		1		01/20/21 06:42	460-00-4	
Percent Moisture	Analytical Method: SM 2540G								
	Pace Analytical Services - Indianapolis								
Percent Moisture	**8.1**	%	0.10	0.10	1		01/19/21 16:31		N2

Pace Analytical Services, LLC
7726 Moller Road
Indianapolis, IN 46268
(317)228-3100

ANALYTICAL RESULTS

Project: Amphenol
Pace Project No.: 50278041

Sample: GP-78SL (15.00'-15.25') **Lab ID: 50278041013** Collected: 01/18/21 16:09 Received: 01/19/21 08:41 Matrix: Solid

Results reported on a "dry weight" basis and are adjusted for percent moisture, sample size and any dilutions.

Parameters	Results	Units	Report Limit	MDL	DF	Prepared	Analyzed	CAS No.	Qual
8260 MSV 5035A VOA	Analytical Method: EPA 8260								
	Pace Analytical Services - Indianapolis								
1,1-Dichloroethane	ND	mg/kg	0.0090	0.0014	1		01/20/21 07:17	75-34-3	
1,2-Dichloroethane	ND	mg/kg	0.0090	0.00097	1		01/20/21 07:17	107-06-2	
cis-1,2-Dichloroethene	ND	mg/kg	0.0090	0.0011	1		01/20/21 07:17	156-59-2	
trans-1,2-Dichloroethene	ND	mg/kg	0.0090	0.0016	1		01/20/21 07:17	156-60-5	
Methylene Chloride	**0.0050J**	mg/kg	0.036	0.0018	1		01/20/21 07:17	75-09-2	
Tetrachloroethene	**0.065** J	mg/kg	0.0090	0.0015	1		01/20/21 07:17	127-18-4	
1,1,1-Trichloroethane	**0.0050J**	mg/kg	0.0090	0.0011	1		01/20/21 07:17	71-55-6	
Trichloroethene	ND	mg/kg	0.0090	0.0013	1		01/20/21 07:17	79-01-6	
Vinyl chloride	ND UJ	mg/kg	0.0090	0.00079	1		01/20/21 07:17	75-01-4	
Surrogates									
Dibromofluoromethane (S)	103	%.	73-133		1		01/20/21 07:17	1868-53-7	
Toluene-d8 (S)	114	%.	73-130		1		01/20/21 07:17	2037-26-5	
4-Bromofluorobenzene (S)	82	%.	55-129		1		01/20/21 07:17	460-00-4	
Percent Moisture	Analytical Method: SM 2540G								
	Pace Analytical Services - Indianapolis								
Percent Moisture	**5.2**	%	0.10	0.10	1		01/19/21 16:31		N2

Pace Analytical Services, LLC
7726 Moller Road
Indianapolis, IN 46268
(317)228-3100

ANALYTICAL RESULTS

Project: Amphenol
Pace Project No.: 50278041

Sample: GP-78SL (20.50'-21.00') **Lab ID: 50278041014** Collected: 01/18/21 16:25 Received: 01/19/21 08:41 Matrix: Solid

Results reported on a "dry weight" basis and are adjusted for percent moisture, sample size and any dilutions.

Parameters	Results	Units	Report Limit	MDL	DF	Prepared	Analyzed	CAS No.	Qual
8260 MSV 5035A VOA	Analytical Method: EPA 8260								
	Pace Analytical Services - Indianapolis								
1,1-Dichloroethane	ND	mg/kg	0.0054	0.00086	1		01/20/21 07:51	75-34-3	
1,2-Dichloroethane	ND	mg/kg	0.0054	0.00058	1		01/20/21 07:51	107-06-2	
cis-1,2-Dichloroethene	ND	mg/kg	0.0054	0.00067	1		01/20/21 07:51	156-59-2	
trans-1,2-Dichloroethene	ND	mg/kg	0.0054	0.00097	1		01/20/21 07:51	156-60-5	
Methylene Chloride	**0.0024J**	mg/kg	0.021	0.0011	1		01/20/21 07:51	75-09-2	
Tetrachloroethene	ND	mg/kg	0.0054	0.00092	1		01/20/21 07:51	127-18-4	
1,1,1-Trichloroethane	**0.0097**	mg/kg	0.0054	0.00063	1		01/20/21 07:51	71-55-6	
Trichloroethene	**0.0019J**	mg/kg	0.0054	0.00079	1		01/20/21 07:51	79-01-6	
Vinyl chloride	ND UJ	mg/kg	0.0054	0.00047	1		01/20/21 07:51	75-01-4	
Surrogates									
Dibromofluoromethane (S)	100	%.	73-133		1		01/20/21 07:51	1868-53-7	
Toluene-d8 (S)	107	%.	73-130		1		01/20/21 07:51	2037-26-5	
4-Bromofluorobenzene (S)	88	%.	55-129		1		01/20/21 07:51	460-00-4	
Percent Moisture	Analytical Method: SM 2540G								
	Pace Analytical Services - Indianapolis								
Percent Moisture	**10.9**	%	0.10	0.10	1		01/19/21 16:31		N2

REPORT OF LABORATORY ANALYSIS

2/19/21 Q

This report shall not be reproduced, except in full,
without the written consent of Pace Analytical Services, LLC.

Pace Analytical Services, LLC
7726 Moller Road
Indianapolis, IN 46268
(317)228-3100

ANALYTICAL RESULTS

Project: Amphenol
Pace Project No.: 50278041

Sample: GP-78SL (21.00'-21.50') **Lab ID: 50278041015** Collected: 01/18/21 16:30 Received: 01/19/21 08:41 Matrix: Solid

Results reported on a "dry weight" basis and are adjusted for percent moisture, sample size and any dilutions.

Parameters	Results	Units	Report Limit	MDL	DF	Prepared	Analyzed	CAS No.	Qual
8260 MSV 5035A VOA	Analytical Method: EPA 8260								
	Pace Analytical Services - Indianapolis								
1,1-Dichloroethane	**0.0051**	mg/kg	0.0046	0.00075	1		01/20/21 08:25	75-34-3	
1,2-Dichloroethane	ND	mg/kg	0.0046	0.00050	1		01/20/21 08:25	107-06-2	
cis-1,2-Dichloroethene	ND	mg/kg	0.0046	0.00058	1		01/20/21 08:25	156-59-2	
trans-1,2-Dichloroethene	ND	mg/kg	0.0046	0.00084	1		01/20/21 08:25	156-60-5	
Methylene Chloride	**0.0023J**	mg/kg	0.019	0.00093	1		01/20/21 08:25	75-09-2	
Tetrachloroethene	ND UJ	mg/kg	0.0046	0.00080	1		01/20/21 08:25	127-18-4	
1,1,1-Trichloroethane	**0.0036J**	mg/kg	0.0046	0.00055	1		01/20/21 08:25	71-55-6	
Trichloroethene	ND	mg/kg	0.0046	0.00069	1		01/20/21 08:25	79-01-6	
Vinyl chloride	ND UJ	mg/kg	0.0046	0.00041	1		01/20/21 08:25	75-01-4	
Surrogates									
Dibromofluoromethane (S)	103	%.	73-133		1		01/20/21 08:25	1868-53-7	
Toluene-d8 (S)	119	%.	73-130		1		01/20/21 08:25	2037-26-5	
4-Bromofluorobenzene (S)	79	%.	55-129		1		01/20/21 08:25	460-00-4	
Percent Moisture	Analytical Method: SM 2540G								
	Pace Analytical Services - Indianapolis								
Percent Moisture	**7.7**	%	0.10	0.10	1		01/19/21 16:31		N2

REPORT OF LABORATORY ANALYSIS

2/19/21 a

This report shall not be reproduced, except in full,
without the written consent of Pace Analytical Services, LLC.

Pace Analytical Services, LLC
7726 Moller Road
Indianapolis, IN 46268
(317)228-3100

ANALYTICAL RESULTS

Project: Amphenol
Pace Project No.: 50278041

Sample: GP-78SL (24.50'-25.00') **Lab ID: 50278041016** Collected: 01/18/21 16:35 Received: 01/19/21 08:41 Matrix: Solid

Results reported on a "dry weight" basis and are adjusted for percent moisture, sample size and any dilutions.

Parameters	Results	Units	Report Limit	MDL	DF	Prepared	Analyzed	CAS No.	Qual
8260 MSV 5035A VOA	Analytical Method: EPA 8260								
	Pace Analytical Services - Indianapolis								
1,1-Dichloroethane	ND UJ	mg/kg	0.0059	0.00074	1		01/20/21 01:15	75-34-3	
1,2-Dichloroethane	ND	mg/kg	0.0059	0.00088	1		01/20/21 01:15	107-06-2	
cis-1,2-Dichloroethene	ND UJ	mg/kg	0.0059	0.0012	1		01/20/21 01:15	156-59-2	
trans-1,2-Dichloroethene	ND	mg/kg	0.0059	0.00097	1		01/20/21 01:15	156-60-5	
Methylene Chloride	**0.0031J** J	mg/kg	0.023	0.0028	1		01/20/21 01:15	75-09-2	
Tetrachloroethene	ND UJ	mg/kg	0.0059	0.00069	1		01/20/21 01:15	127-18-4	
1,1,1-Trichloroethane	ND	mg/kg	0.0059	0.00069	1		01/20/21 01:15	71-55-6	
Trichloroethene	ND	mg/kg	0.0059	0.0011	1		01/20/21 01:15	79-01-6	
Vinyl chloride	ND	mg/kg	0.0059	0.00034	1		01/20/21 01:15	75-01-4	
Surrogates									
Dibromofluoromethane (S)	111	%.	73-133		1		01/20/21 01:15	1868-53-7	
Toluene-d8 (S)	112	%.	73-130		1		01/20/21 01:15	2037-26-5	
4-Bromofluorobenzene (S)	83	%.	55-129		1		01/20/21 01:15	460-00-4	
Percent Moisture	Analytical Method: SM 2540G								
	Pace Analytical Services - Indianapolis								
Percent Moisture	**7.8**	%	0.10	0.10	1		01/19/21 16:31		N2

2/19/21 Q

REPORT OF LABORATORY ANALYSIS

This report shall not be reproduced, except in full,
without the written consent of Pace Analytical Services, LLC.

Pace Analytical Services, LLC
7726 Moller Road
Indianapolis, IN 46268
(317)228-3100

ANALYTICAL RESULTS

Project: Amphenol
Pace Project No.: 50278041

Sample: GP-79SL (14.50'-15.00') **Lab ID: 50278041017** Collected: 01/18/21 09:15 Received: 01/19/21 08:41 Matrix: Solid

Results reported on a "dry weight" basis and are adjusted for percent moisture, sample size and any dilutions.

Parameters	Results	Units	Report Limit	MDL	DF	Prepared	Analyzed	CAS No.	Qual
8260 MSV 5035A VOA	Analytical Method: EPA 8260								
	Pace Analytical Services - Indianapolis								
1,1-Dichloroethane	ND	mg/kg	0.66	0.11	100		01/19/21 22:06	75-34-3	
1,2-Dichloroethane	ND	mg/kg	0.66	0.072	100		01/19/21 22:06	107-06-2	
cis-1,2-Dichloroethene	ND	mg/kg	0.66	0.083	100		01/19/21 22:06	156-59-2	
trans-1,2-Dichloroethene	ND	mg/kg	0.66	0.12	100		01/19/21 22:06	156-60-5	
Methylene Chloride	ND	mg/kg	2.7	0.13	100		01/19/21 22:06	75-09-2	
Tetrachloroethene	**1.9**	mg/kg	0.66	0.11	100		01/19/21 22:06	127-18-4	
1,1,1-Trichloroethane	ND	mg/kg	0.66	0.078	100		01/19/21 22:06	71-55-6	
Trichloroethene	ND	mg/kg	0.66	0.098	100		01/19/21 22:06	79-01-6	
Vinyl chloride	ND UJ	mg/kg	0.66	0.058	100		01/19/21 22:06	75-01-4	
Surrogates									
Dibromofluoromethane (S)	98	%.	73-133		100		01/19/21 22:06	1868-53-7	D4
Toluene-d8 (S)	100	%.	73-130		100		01/19/21 22:06	2037-26-5	
4-Bromofluorobenzene (S)	99	%.	55-129		100		01/19/21 22:06	460-00-4	
Percent Moisture	Analytical Method: SM 2540G								
	Pace Analytical Services - Indianapolis								
Percent Moisture	**6.9**	%	0.10	0.10	1		01/19/21 16:32		N2

Pace Analytical Services, LLC
7726 Moller Road
Indianapolis, IN 46268
(317)228-3100

ANALYTICAL RESULTS

Project: Amphenol
Pace Project No.: 50278041

Sample: GP-79SL (22.50'-23.00') **Lab ID: 50278041018** Collected: 01/18/21 09:35 Received: 01/19/21 08:41 Matrix: Solid

Results reported on a "dry weight" basis and are adjusted for percent moisture, sample size and any dilutions.

Parameters	Results	Units	Report Limit	MDL	DF	Prepared	Analyzed	CAS No.	Qual
8260 MSV 5035A VOA	Analytical Method: EPA 8260								
	Pace Analytical Services - Indianapolis								
1,1-Dichloroethane	ND	mg/kg	0.0051	0.00038	1		01/20/21 16:57	75-34-3	
1,2-Dichloroethane	ND	mg/kg	0.0051	0.00041	1		01/20/21 16:57	107-06-2	
cis-1,2-Dichloroethene	ND	mg/kg	0.0051	0.00032	1		01/20/21 16:57	156-59-2	
trans-1,2-Dichloroethene	ND	mg/kg	0.0051	0.00024	1		01/20/21 16:57	156-60-5	
Methylene Chloride	ND	mg/kg	0.020	0.0025	1		01/20/21 16:57	75-09-2	
Tetrachloroethene	**0.017**	mg/kg	0.0051	0.00031	1		01/20/21 16:57	127-18-4	
1,1,1-Trichloroethane	**0.0017J**	mg/kg	0.0051	0.00023	1		01/20/21 16:57	71-55-6	
Trichloroethene	**0.0012J**	mg/kg	0.0051	0.00020	1		01/20/21 16:57	79-01-6	
Vinyl chloride	ND UJ	mg/kg	0.0051	0.00018	1		01/20/21 16:57	75-01-4	
Surrogates									
Dibromofluoromethane (S)	106	%.	73-133		1		01/20/21 16:57	1868-53-7	
Toluene-d8 (S)	94	%.	73-130		1		01/20/21 16:57	2037-26-5	
4-Bromofluorobenzene (S)	91	%.	55-129		1		01/20/21 16:57	460-00-4	
Percent Moisture	Analytical Method: SM 2540G								
	Pace Analytical Services - Indianapolis								
Percent Moisture	**16.9**	%	0.10	0.10	1		01/19/21 16:32		N2

Pace Analytical Services, LLC
7726 Moller Road
Indianapolis, IN 46268
(317)228-3100

ANALYTICAL RESULTS

Project: Amphenol
Pace Project No.: 50278041

Sample: GP-79SL (23.00'-23.50') **Lab ID: 50278041019** Collected: 01/18/21 09:40 Received: 01/19/21 08:41 Matrix: Solid

Results reported on a "dry weight" basis and are adjusted for percent moisture, sample size and any dilutions.

Parameters	Results	Units	Report Limit	MDL	DF	Prepared	Analyzed	CAS No.	Qual
8260 MSV 5035A VOA	Analytical Method: EPA 8260								
	Pace Analytical Services - Indianapolis								
1,1-Dichloroethane	**0.0011J**	mg/kg	0.0044	0.00032	1		01/20/21 17:22	75-34-3	
1,2-Dichloroethane	ND	mg/kg	0.0044	0.00035	1		01/20/21 17:22	107-06-2	
cis-1,2-Dichloroethene	**0.0012J**	mg/kg	0.0044	0.00027	1		01/20/21 17:22	156-59-2	
trans-1,2-Dichloroethene	ND	mg/kg	0.0044	0.00020	1		01/20/21 17:22	156-60-5	
Methylene Chloride	ND	mg/kg	0.017	0.0021	1		01/20/21 17:22	75-09-2	
Tetrachloroethene	**0.0019J**	mg/kg	0.0044	0.00026	1		01/20/21 17:22	127-18-4	
1,1,1-Trichloroethane	**0.00099J**	mg/kg	0.0044	0.00019	1		01/20/21 17:22	71-55-6	
Trichloroethene	**1.9**	mg/kg	0.22	0.0088	50		01/21/21 12:23	79-01-6	
Vinyl chloride	ND UJ	mg/kg	0.0044	0.00016	1		01/20/21 17:22	75-01-4	
Surrogates									
Dibromofluoromethane (S)	102	%.	73-133		1		01/20/21 17:22	1868-53-7	
Toluene-d8 (S)	111	%.	73-130		1		01/20/21 17:22	2037-26-5	
4-Bromofluorobenzene (S)	82	%.	55-129		1		01/20/21 17:22	460-00-4	
Percent Moisture	Analytical Method: SM 2540G								
	Pace Analytical Services - Indianapolis								
Percent Moisture	**11.0**	%	0.10	0.10	1		01/19/21 16:32		N2

REPORT OF LABORATORY ANALYSIS

2/19/21

This report shall not be reproduced, except in full,
without the written consent of Pace Analytical Services, LLC.

Pace Analytical Services, LLC
7726 Moller Road
Indianapolis, IN 46268
(317)228-3100

ANALYTICAL RESULTS

Project: Amphenol
Pace Project No.: 50278041

Sample: GP-79SL (24.00'-24.50') **Lab ID: 50278041020** Collected: 01/18/21 09:45 Received: 01/19/21 08:41 Matrix: Solid

Results reported on a "dry weight" basis and are adjusted for percent moisture, sample size and any dilutions.

Parameters	Results	Units	Report Limit	MDL	DF	Prepared	Analyzed	CAS No.	Qual
8260 MSV 5035A VOA	Analytical Method: EPA 8260								
	Pace Analytical Services - Indianapolis								
1,1-Dichloroethane	ND	mg/kg	0.0042	0.00031	1		01/20/21 17:46	75-34-3	
1,2-Dichloroethane	ND	mg/kg	0.0042	0.00033	1		01/20/21 17:46	107-06-2	
cis-1,2-Dichloroethene	ND	mg/kg	0.0042	0.00026	1		01/20/21 17:46	156-59-2	
trans-1,2-Dichloroethene	ND	mg/kg	0.0042	0.00019	1		01/20/21 17:46	156-60-5	
Methylene Chloride	ND	mg/kg	0.017	0.0020	1		01/20/21 17:46	75-09-2	
Tetrachloroethene	**0.0043**	mg/kg	0.0042	0.00025	1		01/20/21 17:46	127-18-4	
1,1,1-Trichloroethane	**0.00027J**	mg/kg	0.0042	0.00018	1		01/20/21 17:46	71-55-6	
Trichloroethene	**0.00046J**	mg/kg	0.0042	0.00017	1		01/20/21 17:46	79-01-6	
Vinyl chloride	ND UJ	mg/kg	0.0042	0.00015	1		01/20/21 17:46	75-01-4	
Surrogates									
Dibromofluoromethane (S)	105	%.	73-133		1		01/20/21 17:46	1868-53-7	
Toluene-d8 (S)	107	%.	73-130		1		01/20/21 17:46	2037-26-5	
4-Bromofluorobenzene (S)	78	%.	55-129		1		01/20/21 17:46	460-00-4	
Percent Moisture	Analytical Method: SM 2540G								
	Pace Analytical Services - Indianapolis								
Percent Moisture	**5.6**	%	0.10	0.10	1		01/19/21 16:32		N2

REPORT OF LABORATORY ANALYSIS

This report shall not be reproduced, except in full,
without the written consent of Pace Analytical Services, LLC.

2/19/21 Q

Pace Analytical Services, LLC
7726 Moller Road
Indianapolis, IN 46268
(317)228-3100

ANALYTICAL RESULTS

Project: Amphenol
Pace Project No.: 50278041

Sample: GP-80SL (14.50'-15.00') **Lab ID: 50278041021** Collected: 01/18/21 10:12 Received: 01/19/21 08:41 Matrix: Solid

Results reported on a "dry weight" basis and are adjusted for percent moisture, sample size and any dilutions.

Parameters	Results	Units	Report Limit	MDL	DF	Prepared	Analyzed	CAS No.	Qual
8260 MSV 5035A VOA	Analytical Method: EPA 8260								
	Pace Analytical Services - Indianapolis								
1,1-Dichloroethane	ND	mg/kg	0.0052	0.00039	1		01/20/21 18:11	75-34-3	
1,2-Dichloroethane	ND	mg/kg	0.0052	0.00042	1		01/20/21 18:11	107-06-2	
cis-1,2-Dichloroethene	ND	mg/kg	0.0052	0.00032	1		01/20/21 18:11	156-59-2	
trans-1,2-Dichloroethene	ND	mg/kg	0.0052	0.00024	1		01/20/21 18:11	156-60-5	
Methylene Chloride	ND	mg/kg	0.021	0.0025	1		01/20/21 18:11	75-09-2	
Tetrachloroethene	**0.18**	mg/kg	0.0052	0.00031	1		01/20/21 18:11	127-18-4	
1,1,1-Trichloroethane	**0.0090**	mg/kg	0.0052	0.00023	1		01/20/21 18:11	71-55-6	
Trichloroethene	**0.015**	mg/kg	0.0052	0.00021	1		01/20/21 18:11	79-01-6	
Vinyl chloride	ND NJ	mg/kg	0.0052	0.00019	1		01/20/21 18:11	75-01-4	
Surrogates									
Dibromofluoromethane (S)	104	%.	73-133		1		01/20/21 18:11	1868-53-7	
Toluene-d8 (S)	101	%.	73-130		1		01/20/21 18:11	2037-26-5	
4-Bromofluorobenzene (S)	73	%.	55-129		1		01/20/21 18:11	460-00-4	
Percent Moisture	Analytical Method: SM 2540G								
	Pace Analytical Services - Indianapolis								
Percent Moisture	**5.4**	%	0.10	0.10	1		01/19/21 17:10		N2

REPORT OF LABORATORY ANALYSIS

2/19/21

This report shall not be reproduced, except in full,
without the written consent of Pace Analytical Services, LLC.

Pace Analytical Services, LLC
7726 Moller Road
Indianapolis, IN 46268
(317)228-3100

ANALYTICAL RESULTS

Project: Amphenol
Pace Project No.: 50278041

Sample: GP-80SL (22.50'-23.00') **Lab ID: 50278041022** Collected: 01/18/21 10:15 Received: 01/19/21 08:41 Matrix: Solid

Results reported on a "dry weight" basis and are adjusted for percent moisture, sample size and any dilutions.

Parameters	Results	Units	Report Limit	MDL	DF	Prepared	Analyzed	CAS No.	Qual
8260 MSV 5035A VOA	Analytical Method: EPA 8260								
	Pace Analytical Services - Indianapolis								
1,1-Dichloroethane	ND	mg/kg	0.54	0.087	100		01/20/21 02:07	75-34-3	
1,2-Dichloroethane	ND	mg/kg	0.54	0.059	100		01/20/21 02:07	107-06-2	
cis-1,2-Dichloroethene	ND	mg/kg	0.54	0.067	100		01/20/21 02:07	156-59-2	
trans-1,2-Dichloroethene	ND	mg/kg	0.54	0.098	100		01/20/21 02:07	156-60-5	
Methylene Chloride	ND	mg/kg	2.2	0.11	100		01/20/21 02:07	75-09-2	
Tetrachloroethene	**4.3**	mg/kg	0.54	0.094	100		01/20/21 02:07	127-18-4	
1,1,1-Trichloroethane	ND	mg/kg	0.54	0.064	100		01/20/21 02:07	71-55-6	
Trichloroethene	**0.72**	mg/kg	0.54	0.080	100		01/20/21 02:07	79-01-6	
Vinyl chloride	ND UJ	mg/kg	0.54	0.048	100		01/20/21 02:07	75-01-4	
Surrogates									
Dibromofluoromethane (S)	99	%.	73-133		100		01/20/21 02:07	1868-53-7	D4
Toluene-d8 (S)	98	%.	73-130		100		01/20/21 02:07	2037-26-5	
4-Bromofluorobenzene (S)	99	%.	55-129		100		01/20/21 02:07	460-00-4	
Percent Moisture	Analytical Method: SM 2540G								
	Pace Analytical Services - Indianapolis								
Percent Moisture	**13.1**	%	0.10	0.10	1		01/19/21 17:10		N2

Pace Analytical Services, LLC
7726 Moller Road
Indianapolis, IN 46268
(317)228-3100

ANALYTICAL RESULTS

Project: Amphenol
Pace Project No.: 50278041

Sample: GP-80SL (23.00'-23.50') **Lab ID: 50278041023** Collected: 01/18/21 10:20 Received: 01/19/21 08:41 Matrix: Solid

Results reported on a "dry weight" basis and are adjusted for percent moisture, sample size and any dilutions.

Parameters	Results	Units	Report Limit	MDL	DF	Prepared	Analyzed	CAS No.	Qual
8260 MSV 5035A VOA	Analytical Method: EPA 8260								
	Pace Analytical Services - Indianapolis								
1,1-Dichloroethane	ND	mg/kg	0.45	0.072	100		01/20/21 02:41	75-34-3	
1,2-Dichloroethane	ND	mg/kg	0.45	0.048	100		01/20/21 02:41	107-06-2	
cis-1,2-Dichloroethene	ND	mg/kg	0.45	0.056	100		01/20/21 02:41	156-59-2	
trans-1,2-Dichloroethene	ND	mg/kg	0.45	0.081	100		01/20/21 02:41	156-60-5	
Methylene Chloride	ND	mg/kg	1.8	0.089	100		01/20/21 02:41	75-09-2	
Tetrachloroethene	**393**	mg/kg	22.4	1.3	5000		01/20/21 13:41	127-18-4	
1,1,1-Trichloroethane	ND	mg/kg	0.45	0.053	100		01/20/21 02:41	71-55-6	
Trichloroethene	**3.2**	mg/kg	0.45	0.066	100		01/20/21 02:41	79-01-6	
Vinyl chloride	ND UJ	mg/kg	0.45	0.039	100		01/20/21 02:41	75-01-4	
Surrogates									
Dibromofluoromethane (S)	95	%.	73-133		100		01/20/21 02:41	1868-53-7	D4
Toluene-d8 (S)	98	%.	73-130		100		01/20/21 02:41	2037-26-5	
4-Bromofluorobenzene (S)	101	%.	55-129		100		01/20/21 02:41	460-00-4	
Percent Moisture	Analytical Method: SM 2540G								
	Pace Analytical Services - Indianapolis								
Percent Moisture	**8.9**	%	0.10	0.10	1		01/19/21 17:11		N2

2/19/21

This report shall not be reproduced, except in full,
without the written consent of Pace Analytical Services, LLC.

Pace Analytical Services, LLC
7726 Moller Road
Indianapolis, IN 46268
(317)228-3100

ANALYTICAL RESULTS

Project: Amphenol
Pace Project No.: 50278041

Sample: GP-80SL (24.50'-25.00') **Lab ID: 50278041024** Collected: 01/18/21 10:05 Received: 01/19/21 08:41 Matrix: Solid

Results reported on a "dry weight" basis and are adjusted for percent moisture, sample size and any dilutions.

Parameters	Results	Units	Report Limit	MDL	DF	Prepared	Analyzed	CAS No.	Qual
8260 MSV 5035A VOA	Analytical Method: EPA 8260								
	Pace Analytical Services - Indianapolis								
1,1-Dichloroethane	ND	mg/kg	0.26	0.019	50		01/20/21 14:55	75-34-3	
1,2-Dichloroethane	ND	mg/kg	0.26	0.021	50		01/20/21 14:55	107-06-2	
cis-1,2-Dichloroethene	ND	mg/kg	0.26	0.016	50		01/20/21 14:55	156-59-2	
trans-1,2-Dichloroethene	ND	mg/kg	0.26	0.012	50		01/20/21 14:55	156-60-5	
Methylene Chloride	ND	mg/kg	1.0	0.13	50		01/20/21 14:55	75-09-2	
Tetrachloroethene	**1.4**	mg/kg	0.26	0.016	50		01/20/21 14:55	127-18-4	
1,1,1-Trichloroethane	ND	mg/kg	0.26	0.011	50		01/20/21 14:55	71-55-6	
Trichloroethene	ND	mg/kg	0.26	0.010	50		01/20/21 14:55	79-01-6	
Vinyl chloride	ND	mg/kg	0.26	0.0093	50		01/20/21 14:55	75-01-4	
Surrogates									
Dibromofluoromethane (S)	93	%.	73-133		50		01/20/21 14:55	1868-53-7	D4
Toluene-d8 (S)	93	%.	73-130		50		01/20/21 14:55	2037-26-5	
4-Bromofluorobenzene (S)	101	%.	55-129		50		01/20/21 14:55	460-00-4	
Percent Moisture	Analytical Method: SM 2540G								
	Pace Analytical Services - Indianapolis								
Percent Moisture	**14.5**	%	0.10	0.10	1		01/19/21 17:11		N2

2/19/21 a

REPORT OF LABORATORY ANALYSIS

This report shall not be reproduced, except in full,
without the written consent of Pace Analytical Services, LLC.

Pace Analytical Services, LLC
7726 Moller Road
Indianapolis, IN 46268
(317)228-3100

ANALYTICAL RESULTS

Project: Amphenol
Pace Project No.: 50278041

Sample: GP-80SL (24.00'-24.50') **Lab ID: 50278041025** Collected: 01/18/21 10:25 Received: 01/19/21 08:41 Matrix: Solid

Results reported on a "dry weight" basis and are adjusted for percent moisture, sample size and any dilutions.

Parameters	Results	Units	Report Limit	MDL	DF	Prepared	Analyzed	CAS No.	Qual
8260 MSV 5035A VOA	Analytical Method: EPA 8260								
	Pace Analytical Services - Indianapolis								
1,1-Dichloroethane	ND	mg/kg	5.0	0.37	1000		01/20/21 15:19	75-34-3	
1,2-Dichloroethane	ND	mg/kg	5.0	0.40	1000		01/20/21 15:19	107-06-2	
cis-1,2-Dichloroethene	ND	mg/kg	5.0	0.31	1000		01/20/21 15:19	156-59-2	
trans-1,2-Dichloroethene	ND	mg/kg	5.0	0.23	1000		01/20/21 15:19	156-60-5	
Methylene Chloride	ND	mg/kg	20.1	2.4	1000		01/20/21 15:19	75-09-2	
Tetrachloroethene	**35.2**	mg/kg	5.0	0.30	1000		01/20/21 15:19	127-18-4	
1,1,1-Trichloroethane	ND	mg/kg	5.0	0.22	1000		01/20/21 15:19	71-55-6	
Trichloroethene	ND	mg/kg	5.0	0.20	1000		01/20/21 15:19	79-01-6	
Vinyl chloride	ND UJ	mg/kg	5.0	0.18	1000		01/20/21 15:19	75-01-4	
Surrogates									
Dibromofluoromethane (S)	101	%.	73-133		1000		01/20/21 15:19	1868-53-7	D4
Toluene-d8 (S)	93	%.	73-130		1000		01/20/21 15:19	2037-26-5	
4-Bromofluorobenzene (S)	99	%.	55-129		1000		01/20/21 15:19	460-00-4	
Percent Moisture	Analytical Method: SM 2540G								
	Pace Analytical Services - Indianapolis								
Percent Moisture	**8.8**	%	0.10	0.10	1		01/19/21 17:11		N2

Pace Analytical Services, LLC
7726 Moller Road
Indianapolis, IN 46268
(317)228-3100

ANALYTICAL RESULTS

Project: Amphenol
Pace Project No.: 50278041

Sample: GP-81SL (15.00'-15.50') **Lab ID: 50278041026** Collected: 01/18/21 10:50 Received: 01/19/21 08:41 Matrix: Solid

Results reported on a "dry weight" basis and are adjusted for percent moisture, sample size and any dilutions.

Parameters	Results	Units	Report Limit	MDL	DF	Prepared	Analyzed	CAS No.	Qual
8260 MSV 5035A VOA	Analytical Method: EPA 8260								
	Pace Analytical Services - Indianapolis								
1,1-Dichloroethane	ND	mg/kg	0.0053	0.00039	1		01/20/21 18:35	75-34-3	
1,2-Dichloroethane	ND	mg/kg	0.0053	0.00042	1		01/20/21 18:35	107-06-2	
cis-1,2-Dichloroethene	ND	mg/kg	0.0053	0.00033	1		01/20/21 18:35	156-59-2	
trans-1,2-Dichloroethene	ND	mg/kg	0.0053	0.00024	1		01/20/21 18:35	156-60-5	
Methylene Chloride	ND	mg/kg	0.021	0.0026	1		01/20/21 18:35	75-09-2	
Tetrachloroethene	**0.016**	mg/kg	0.0053	0.00032	1		01/20/21 18:35	127-18-4	
1,1,1-Trichloroethane	**0.0025J**	mg/kg	0.0053	0.00023	1		01/20/21 18:35	71-55-6	
Trichloroethene	**0.00044J** J	mg/kg	0.0053	0.00021	1		01/20/21 18:35	79-01-6	R1
Vinyl chloride	ND U	mg/kg	0.0053	0.00019	1		01/20/21 18:35	75-01-4	
Surrogates									
Dibromofluoromethane (S)	102	%.	73-133		1		01/20/21 18:35	1868-53-7	
Toluene-d8 (S)	93	%.	73-130		1		01/20/21 18:35	2037-26-5	
4-Bromofluorobenzene (S)	99	%.	55-129		1		01/20/21 18:35	460-00-4	
Percent Moisture	Analytical Method: SM 2540G								
	Pace Analytical Services - Indianapolis								
Percent Moisture	**15.7**	%	0.10	0.10	1		01/19/21 17:11		N2

2/19/21 Q

Pace Analytical Services, LLC
7726 Moller Road
Indianapolis, IN 46268
(317)228-3100

ANALYTICAL RESULTS

Project: Amphenol
Pace Project No.: 50278041

Sample: GP-81SL (24.00'-24.50') **Lab ID: 50278041027** Collected: 01/18/21 11:05 Received: 01/19/21 08:41 Matrix: Solid

Results reported on a "dry weight" basis and are adjusted for percent moisture, sample size and any dilutions.

Parameters	Results	Units	Report Limit	MDL	DF	Prepared	Analyzed	CAS No.	Qual
8260 MSV 5035A VOA	Analytical Method: EPA 8260								
	Pace Analytical Services - Indianapolis								
1,1-Dichloroethane	ND	mg/kg	0.71	0.11	100		01/20/21 03:16	75-34-3	
1,2-Dichloroethane	ND	mg/kg	0.71	0.077	100		01/20/21 03:16	107-06-2	
cis-1,2-Dichloroethene	ND	mg/kg	0.71	0.088	100		01/20/21 03:16	156-59-2	
trans-1,2-Dichloroethene	ND	mg/kg	0.71	0.13	100		01/20/21 03:16	156-60-5	
Methylene Chloride	ND	mg/kg	2.8	0.14	100		01/20/21 03:16	75-09-2	
Tetrachloroethene	**0.26J**	mg/kg	0.71	0.12	100		01/20/21 03:16	127-18-4	
1,1,1-Trichloroethane	ND	mg/kg	0.71	0.084	100		01/20/21 03:16	71-55-6	
Trichloroethene	**10.4**	mg/kg	0.71	0.11	100		01/20/21 03:16	79-01-6	
Vinyl chloride	ND UJ	mg/kg	0.71	0.062	100		01/20/21 03:16	75-01-4	
Surrogates									
Dibromofluoromethane (S)	100	%.	73-133		100		01/20/21 03:16	1868-53-7	D4
Toluene-d8 (S)	100	%.	73-130		100		01/20/21 03:16	2037-26-5	
4-Bromofluorobenzene (S)	99	%.	55-129		100		01/20/21 03:16	460-00-4	
Percent Moisture	Analytical Method: SM 2540G								
	Pace Analytical Services - Indianapolis								
Percent Moisture	**8.9**	%	0.10	0.10	1		01/19/21 17:11		N2

2/19/21 a

REPORT OF LABORATORY ANALYSIS

This report shall not be reproduced, except in full,
without the written consent of Pace Analytical Services, LLC.

Pace Analytical Services, LLC
7726 Moller Road
Indianapolis, IN 46268
(317)228-3100

ANALYTICAL RESULTS

Project: Amphenol
Pace Project No.: 50278041

Sample: GP-81SL (26.00'-26.50') **Lab ID: 50278041028** Collected: 01/18/21 11:10 Received: 01/19/21 08:41 Matrix: Solid

Results reported on a "dry weight" basis and are adjusted for percent moisture, sample size and any dilutions.

Parameters	Results	Units	Report Limit	MDL	DF	Prepared	Analyzed	CAS No.	Qual
8260 MSV 5035A VOA	Analytical Method: EPA 8260								
	Pace Analytical Services - Indianapolis								
1,1-Dichloroethane	ND	mg/kg	0.0063	0.00046	1		01/20/21 16:08	75-34-3	
1,2-Dichloroethane	ND	mg/kg	0.0063	0.00050	1		01/20/21 16:08	107-06-2	
cis-1,2-Dichloroethene	ND	mg/kg	0.0063	0.00039	1		01/20/21 16:08	156-59-2	
trans-1,2-Dichloroethene	ND	mg/kg	0.0063	0.00029	1		01/20/21 16:08	156-60-5	
Methylene Chloride	ND	mg/kg	0.025	0.0031	1		01/20/21 16:08	75-09-2	
Tetrachloroethene	ND	mg/kg	0.0063	0.00038	1		01/20/21 16:08	127-18-4	
1,1,1-Trichloroethane	ND	mg/kg	0.0063	0.00028	1		01/20/21 16:08	71-55-6	
Trichloroethene	ND	mg/kg	0.0063	0.00025	1		01/20/21 16:08	79-01-6	
Vinyl chloride	ND UJ	mg/kg	0.0063	0.00023	1		01/20/21 16:08	75-01-4	
Surrogates									
Dibromofluoromethane (S)	106	%.	73-133		1		01/20/21 16:08	1868-53-7	
Toluene-d8 (S)	115	%.	73-130		1		01/20/21 16:08	2037-26-5	
4-Bromofluorobenzene (S)	75	%.	55-129		1		01/20/21 16:08	460-00-4	
Percent Moisture	Analytical Method: SM 2540G								
	Pace Analytical Services - Indianapolis								
Percent Moisture	**6.3**	%	0.10	0.10	1		01/19/21 17:11		N2

REPORT OF LABORATORY ANALYSIS

This report shall not be reproduced, except in full,
without the written consent of Pace Analytical Services, LLC.

2/19/21 Q

Pace Analytical Services, LLC
7726 Moller Road
Indianapolis, IN 46268
(317)228-3100

ANALYTICAL RESULTS

Project: Amphenol
Pace Project No.: 50278041

Sample: GP-82SL (13.50'-14.00') **Lab ID: 50278041029** Collected: 01/18/21 13:05 Received: 01/19/21 08:41 Matrix: Solid

Results reported on a "dry weight" basis and are adjusted for percent moisture, sample size and any dilutions.

Parameters	Results	Units	Report Limit	MDL	DF	Prepared	Analyzed	CAS No.	Qual
8260 MSV 5035A VOA	Analytical Method: EPA 8260								
	Pace Analytical Services - Indianapolis								
1,1-Dichloroethane	ND	mg/kg	0.0054	0.00040	1		01/20/21 19:00	75-34-3	
1,2-Dichloroethane	ND	mg/kg	0.0054	0.00043	1		01/20/21 19:00	107-06-2	
cis-1,2-Dichloroethene	ND	mg/kg	0.0054	0.00033	1		01/20/21 19:00	156-59-2	
trans-1,2-Dichloroethene	ND	mg/kg	0.0054	0.00025	1		01/20/21 19:00	156-60-5	
Methylene Chloride	ND	mg/kg	0.021	0.0026	1		01/20/21 19:00	75-09-2	
Tetrachloroethene	**0.0081**	mg/kg	0.0054	0.00032	1		01/20/21 19:00	127-18-4	
1,1,1-Trichloroethane	**0.0025J**	mg/kg	0.0054	0.00024	1		01/20/21 19:00	71-55-6	
Trichloroethene	**0.00033J**	mg/kg	0.0054	0.00021	1		01/20/21 19:00	79-01-6	
Vinyl chloride	ND UJ	mg/kg	0.0054	0.00019	1		01/20/21 19:00	75-01-4	
Surrogates									
Dibromofluoromethane (S)	108	%.	73-133		1		01/20/21 19:00	1868-53-7	
Toluene-d8 (S)	94	%.	73-130		1		01/20/21 19:00	2037-26-5	
4-Bromofluorobenzene (S)	90	%.	55-129		1		01/20/21 19:00	460-00-4	
Percent Moisture	Analytical Method: SM 2540G								
	Pace Analytical Services - Indianapolis								
Percent Moisture	**10.8**	%	0.10	0.10	1		01/19/21 17:11		N2

Pace Analytical Services, LLC
7726 Moller Road
Indianapolis, IN 46268
(317)228-3100

ANALYTICAL RESULTS

Project: Amphenol
Pace Project No.: 50278041

Sample: GP-82SL (20.00'-20.50') **Lab ID: 50278041030** Collected: 01/18/21 13:35 Received: 01/19/21 08:41 Matrix: Solid

Results reported on a "dry weight" basis and are adjusted for percent moisture, sample size and any dilutions.

Parameters	Results	Units	Report Limit	MDL	DF	Prepared	Analyzed	CAS No.	Qual
8260 MSV 5035A VOA	Analytical Method: EPA 8260								
	Pace Analytical Services - Indianapolis								
1,1-Dichloroethane	ND	mg/kg	0.0056	0.00042	1		01/20/21 16:33	75-34-3	
1,2-Dichloroethane	ND	mg/kg	0.0056	0.00045	1		01/20/21 16:33	107-06-2	
cis-1,2-Dichloroethene	ND	mg/kg	0.0056	0.00035	1		01/20/21 16:33	156-59-2	
trans-1,2-Dichloroethene	ND	mg/kg	0.0056	0.00026	1		01/20/21 16:33	156-60-5	
Methylene Chloride	ND	mg/kg	0.022	0.0027	1		01/20/21 16:33	75-09-2	
Tetrachloroethene	ND	mg/kg	0.0056	0.00034	1		01/20/21 16:33	127-18-4	
1,1,1-Trichloroethane	**0.00072J**	mg/kg	0.0056	0.00025	1		01/20/21 16:33	71-55-6	
Trichloroethene	ND	mg/kg	0.0056	0.00022	1		01/20/21 16:33	79-01-6	
Vinyl chloride	ND UJ	mg/kg	0.0056	0.00020	1		01/20/21 16:33	75-01-4	
Surrogates									
Dibromofluoromethane (S)	103	%.	73-133		1		01/20/21 16:33	1868-53-7	
Toluene-d8 (S)	90	%.	73-130		1		01/20/21 16:33	2037-26-5	
4-Bromofluorobenzene (S)	97	%.	55-129		1		01/20/21 16:33	460-00-4	
Percent Moisture	Analytical Method: SM 2540G								
	Pace Analytical Services - Indianapolis								
Percent Moisture	**11.1**	%	0.10	0.10	1		01/19/21 17:12		N2

REPORT OF LABORATORY ANALYSIS

2/19/21 Q

This report shall not be reproduced, except in full,
without the written consent of Pace Analytical Services, LLC.

Pace Analytical Services, LLC
7726 Moller Road
Indianapolis, IN 46268
(317)228-3100

ANALYTICAL RESULTS

Project: Amphenol
Pace Project No.: 50278041

Sample: GP-82SL (20.50'-21.00') **Lab ID: 50278041031** Collected: 01/18/21 13:40 Received: 01/19/21 08:41 Matrix: Solid

Results reported on a "dry weight" basis and are adjusted for percent moisture, sample size and any dilutions.

Parameters	Results	Units	Report Limit	MDL	DF	Prepared	Analyzed	CAS No.	Qual
8260 MSV 5035A VOA	Analytical Method: EPA 8260								
	Pace Analytical Services - Indianapolis								
1,1-Dichloroethane	ND UJ	mg/kg	0.0046	0.00058	1		01/20/21 07:34	75-34-3	
1,2-Dichloroethane	ND	mg/kg	0.0046	0.00069	1		01/20/21 07:34	107-06-2	
cis-1,2-Dichloroethene	ND UJ	mg/kg	0.0046	0.00093	1		01/20/21 07:34	156-59-2	
trans-1,2-Dichloroethene	ND	mg/kg	0.0046	0.00075	1		01/20/21 07:34	156-60-5	
Methylene Chloride	**0.0025J** J	mg/kg	0.018	0.0022	1		01/20/21 07:34	75-09-2	
Tetrachloroethene	ND UJ	mg/kg	0.0046	0.00054	1		01/20/21 07:34	127-18-4	
1,1,1-Trichloroethane	**0.0032J** J	mg/kg	0.0046	0.00054	1		01/20/21 07:34	71-55-6	
Trichloroethene	ND UJ	mg/kg	0.0046	0.00088	1		01/20/21 07:34	79-01-6	
Vinyl chloride	ND	mg/kg	0.0046	0.00026	1		01/20/21 07:34	75-01-4	
Surrogates									
Dibromofluoromethane (S)	113	%.	73-133		1		01/20/21 07:34	1868-53-7	
Toluene-d8 (S)	119	%.	73-130		1		01/20/21 07:34	2037-26-5	
4-Bromofluorobenzene (S)	82	%.	55-129		1		01/20/21 07:34	460-00-4	
Percent Moisture	Analytical Method: SM 2540G								
	Pace Analytical Services - Indianapolis								
Percent Moisture	**7.5**	%	0.10	0.10	1		01/19/21 17:12		N2

REPORT OF LABORATORY ANALYSIS

This report shall not be reproduced, except in full,
without the written consent of Pace Analytical Services, LLC.

2/19/21

Pace Analytical Services, LLC
7726 Moller Road
Indianapolis, IN 46268
(317)228-3100

ANALYTICAL RESULTS

Project: Amphenol
Pace Project No.: 50278041

Sample: FD-9SL **Lab ID: 50278041032** Collected: 01/18/21 08:00 Received: 01/19/21 08:41 Matrix: Solid

Results reported on a "dry weight" basis and are adjusted for percent moisture, sample size and any dilutions.

Parameters	Results	Units	Report Limit	MDL	DF	Prepared	Analyzed	CAS No.	Qual
8260 MSV 5035A VOA	Analytical Method: EPA 8260								
	Pace Analytical Services - Indianapolis								
1,1-Dichloroethane	ND	mg/kg	0.0048	0.00035	1		01/20/21 19:24	75-34-3	
1,2-Dichloroethane	ND	mg/kg	0.0048	0.00038	1		01/20/21 19:24	107-06-2	
cis-1,2-Dichloroethene	ND	mg/kg	0.0048	0.00030	1		01/20/21 19:24	156-59-2	
trans-1,2-Dichloroethene	ND	mg/kg	0.0048	0.00022	1		01/20/21 19:24	156-60-5	
Methylene Chloride	ND	mg/kg	0.019	0.0023	1		01/20/21 19:24	75-09-2	
Tetrachloroethene	ND	mg/kg	0.0048	0.00029	1		01/20/21 19:24	127-18-4	
1,1,1-Trichloroethane	**0.0033J**	mg/kg	0.0048	0.00021	1		01/20/21 19:24	71-55-6	
Trichloroethene	ND	mg/kg	0.0048	0.00019	1		01/20/21 19:24	79-01-6	
Vinyl chloride	ND UJ	mg/kg	0.0048	0.00017	1		01/20/21 19:24	75-01-4	
Surrogates									
Dibromofluoromethane (S)	108	%.	73-133		1		01/20/21 19:24	1868-53-7	
Toluene-d8 (S)	92	%.	73-130		1		01/20/21 19:24	2037-26-5	
4-Bromofluorobenzene (S)	92	%.	55-129		1		01/20/21 19:24	460-00-4	
Percent Moisture	Analytical Method: SM 2540G								
	Pace Analytical Services - Indianapolis								
Percent Moisture	**9.1**	%	0.10	0.10	1		01/19/21 17:12		N2

Pace Analytical Services, LLC
7726 Moller Road
Indianapolis, IN 46268
(317)228-3100

ANALYTICAL RESULTS

Project: Amphenol
Pace Project No.: 50278041

Sample: FD-10SL **Lab ID: 50278041033** Collected: 01/18/21 08:00 Received: 01/19/21 08:41 Matrix: Solid

Results reported on a "dry weight" basis and are adjusted for percent moisture, sample size and any dilutions.

Parameters	Results	Units	Report Limit	MDL	DF	Prepared	Analyzed	CAS No.	Qual
8260 MSV 5035A VOA	Analytical Method: EPA 8260								
	Pace Analytical Services - Indianapolis								
1,1-Dichloroethane	**0.0058**	mg/kg	0.0054	0.00040	1		01/21/21 13:15	75-34-3	
1,2-Dichloroethane	ND	mg/kg	0.0054	0.00043	1		01/21/21 13:15	107-06-2	
cis-1,2-Dichloroethene	ND	mg/kg	0.0054	0.00033	1		01/21/21 13:15	156-59-2	
trans-1,2-Dichloroethene	ND	mg/kg	0.0054	0.00025	1		01/21/21 13:15	156-60-5	
Methylene Chloride	ND	mg/kg	0.021	0.0026	1		01/21/21 13:15	75-09-2	
Tetrachloroethene	ND	mg/kg	0.0054	0.00032	1		01/21/21 13:15	127-18-4	
1,1,1-Trichloroethane	ND	mg/kg	0.0054	0.00024	1		01/21/21 13:15	71-55-6	
Trichloroethene	**0.0020J**	mg/kg	0.0054	0.00021	1		01/21/21 13:15	79-01-6	
Vinyl chloride	ND	mg/kg	0.0054	0.00019	1		01/21/21 13:15	75-01-4	
Surrogates									
Dibromofluoromethane (S)	105	%.	73-133		1		01/21/21 13:15	1868-53-7	
Toluene-d8 (S)	99	%.	73-130		1		01/21/21 13:15	2037-26-5	
4-Bromofluorobenzene (S)	95	%.	55-129		1		01/21/21 13:15	460-00-4	
Percent Moisture	Analytical Method: SM 2540G								
	Pace Analytical Services - Indianapolis								
Percent Moisture	**9.4**	%	0.10	0.10	1		01/19/21 17:12		N2

Pace Analytical Services, LLC
7726 Moller Road
Indianapolis, IN 46268
(317)228-3100

ANALYTICAL RESULTS

Project: Amphenol
Pace Project No.: 50278041

Sample: EB-3 WT **Lab ID: 50278041034** Collected: 01/18/21 16:45 Received: 01/19/21 08:41 Matrix: Water

Parameters	Results	Units	Report Limit	MDL	DF	Prepared	Analyzed	CAS No.	Qual
8260/5030 MSV	Analytical Method: EPA 8260								
	Pace Analytical Services - Indianapolis								
1,1-Dichloroethane	ND	ug/L	5.0	0.66	1		01/19/21 13:11	75-34-3	
1,2-Dichloroethane	ND	ug/L	5.0	0.67	1		01/19/21 13:11	107-06-2	
cis-1,2-Dichloroethene	ND	ug/L	5.0	0.69	1		01/19/21 13:11	156-59-2	
trans-1,2-Dichloroethene	ND	ug/L	5.0	0.62	1		01/19/21 13:11	156-60-5	
Methylene Chloride	ND	ug/L	5.0	1.0	1		01/19/21 13:11	75-09-2	
Tetrachloroethene	ND	ug/L	5.0	0.71	1		01/19/21 13:11	127-18-4	
1,1,1-Trichloroethane	ND	ug/L	5.0	0.53	1		01/19/21 13:11	71-55-6	
Trichloroethene	ND	ug/L	5.0	0.60	1		01/19/21 13:11	79-01-6	
Vinyl chloride	ND	ug/L	2.0	0.39	1		01/19/21 13:11	75-01-4	
Surrogates									
Dibromofluoromethane (S)	99	%.	75-120		1		01/19/21 13:11	1868-53-7	
4-Bromofluorobenzene (S)	102	%.	85-116		1		01/19/21 13:11	460-00-4	
Toluene-d8 (S)	102	%.	83-111		1		01/19/21 13:11	2037-26-5	

This report shall not be reproduced, except in full,
without the written consent of Pace Analytical Services, LLC.

Pace Analytical Services, LLC
7726 Moller Road
Indianapolis, IN 46268
(317)228-3100

ANALYTICAL RESULTS

Project: Amphenol
Pace Project No.: 50278041

Sample: TB-3 WT **Lab ID: 50278041035** Collected: 01/18/21 08:00 Received: 01/19/21 08:41 Matrix: Water

Parameters	Results	Units	Report Limit	MDL	DF	Prepared	Analyzed	CAS No.	Qual
8260/5030 MSV	Analytical Method: EPA 8260								
	Pace Analytical Services - Indianapolis								
1,1-Dichloroethane	ND	ug/L	5.0	0.66	1		01/19/21 13:43	75-34-3	
1,2-Dichloroethane	ND	ug/L	5.0	0.67	1		01/19/21 13:43	107-06-2	
cis-1,2-Dichloroethene	ND	ug/L	5.0	0.69	1		01/19/21 13:43	156-59-2	
trans-1,2-Dichloroethene	ND	ug/L	5.0	0.62	1		01/19/21 13:43	156-60-5	
Methylene Chloride	ND	ug/L	5.0	1.0	1		01/19/21 13:43	75-09-2	
Tetrachloroethene	ND	ug/L	5.0	0.71	1		01/19/21 13:43	127-18-4	
1,1,1-Trichloroethane	ND	ug/L	5.0	0.53	1		01/19/21 13:43	71-55-6	
Trichloroethene	ND	ug/L	5.0	0.60	1		01/19/21 13:43	79-01-6	
Vinyl chloride	ND	ug/L	2.0	0.39	1		01/19/21 13:43	75-01-4	
Surrogates									
Dibromofluoromethane (S)	99	%.	75-120		1		01/19/21 13:43	1868-53-7	
4-Bromofluorobenzene (S)	101	%.	85-116		1		01/19/21 13:43	460-00-4	
Toluene-d8 (S)	102	%.	83-111		1		01/19/21 13:43	2037-26-5	

Pace Analytical Services, LLC
7726 Moller Road
Indianapolis, IN 46268
(317)228-3100

ANALYTICAL RESULTS

Project: Amphenol
Pace Project No.: 50278041

Sample: GP-81SL (22.50'-23.00') **Lab ID: 50278041036** Collected: 01/18/21 11:00 Received: 01/19/21 08:41 Matrix: Solid

Results reported on a "dry weight" basis and are adjusted for percent moisture, sample size and any dilutions.

Parameters	Results	Units	Report Limit	MDL	DF	Prepared	Analyzed	CAS No.	Qual
8260 MSV 5035A VOA	Analytical Method: EPA 8260								
	Pace Analytical Services - Indianapolis								
1,1-Dichloroethane	ND UJ	mg/kg	0.0055	0.00089	1		01/20/21 09:00	75-34-3	
1,2-Dichloroethane	ND	mg/kg	0.0055	0.00060	1		01/20/21 09:00	107-06-2	
cis-1,2-Dichloroethene	ND	mg/kg	0.0055	0.00069	1		01/20/21 09:00	156-59-2	
trans-1,2-Dichloroethene	ND	mg/kg	0.0055	0.0010	1		01/20/21 09:00	156-60-5	
Methylene Chloride	ND	mg/kg	0.022	0.0011	1		01/20/21 09:00	75-09-2	
Tetrachloroethene	**0.0087** J	mg/kg	0.0055	0.00095	1		01/20/21 09:00	127-18-4	
1,1,1-Trichloroethane	ND UJ	mg/kg	0.0055	0.00065	1		01/20/21 09:00	71-55-6	
Trichloroethene	**0.0063** J	mg/kg	0.0055	0.00082	1		01/20/21 09:00	79-01-6	
Vinyl chloride	ND UJ	mg/kg	0.0055	0.00048	1		01/20/21 09:00	75-01-4	
Surrogates									
Dibromofluoromethane (S)	117	%.	73-133		1		01/20/21 09:00	1868-53-7	
Toluene-d8 (S)	90	%.	73-130		1		01/20/21 09:00	2037-26-5	
4-Bromofluorobenzene (S)	104	%.	55-129		1		01/20/21 09:00	460-00-4	
Percent Moisture	Analytical Method: SM 2540G								
	Pace Analytical Services - Indianapolis								
Percent Moisture	**14.8**	%	0.10	0.10	1		01/20/21 16:53		N2

REPORT OF LABORATORY ANALYSIS

2/19/21

This report shall not be reproduced, except in full,
without the written consent of Pace Analytical Services, LLC.

Pace Analytical Services, LLC
7726 Moller Road
Indianapolis, IN 46268
(317)228-3100

ANALYTICAL RESULTS

Project: Amphenol
Pace Project No.: 50278041

Sample: FD-8SL **Lab ID: 50278041037** Collected: 01/18/21 08:00 Received: 01/19/21 08:41 Matrix: Solid

Results reported on a "dry weight" basis and are adjusted for percent moisture, sample size and any dilutions.

Parameters	Results	Units	Report Limit	MDL	DF	Prepared	Analyzed	CAS No.	Qual
8260 MSV 5035A VOA	Analytical Method: EPA 8260								
	Pace Analytical Services - Indianapolis								
1,1-Dichloroethane	ND	mg/kg	0.0072	0.0011	1		01/20/21 09:34	75-34-3	
1,2-Dichloroethane	ND	mg/kg	0.0072	0.00077	1		01/20/21 09:34	107-06-2	
cis-1,2-Dichloroethene	ND	mg/kg	0.0072	0.00089	1		01/20/21 09:34	156-59-2	
trans-1,2-Dichloroethene	ND	mg/kg	0.0072	0.0013	1		01/20/21 09:34	156-60-5	
Methylene Chloride	**0.0043J**	mg/kg	0.029	0.0014	1		01/20/21 09:34	75-09-2	
Tetrachloroethene	**0.16J**	mg/kg	0.26	0.016	50		01/20/21 14:30	127-18-4	
1,1,1-Trichloroethane	ND	mg/kg	0.0072	0.00084	1		01/20/21 09:34	71-55-6	
Trichloroethene	ND	mg/kg	0.0072	0.0011	1		01/20/21 09:34	79-01-6	
Vinyl chloride	ND UJ	mg/kg	0.0072	0.00063	1		01/20/21 09:34	75-01-4	
Surrogates									
Dibromofluoromethane (S)	99	%.	73-133		1		01/20/21 09:34	1868-53-7	
Toluene-d8 (S)	105	%.	73-130		1		01/20/21 09:34	2037-26-5	
4-Bromofluorobenzene (S)	92	%.	55-129		1		01/20/21 09:34	460-00-4	
Percent Moisture	Analytical Method: SM 2540G								
	Pace Analytical Services - Indianapolis								
Percent Moisture	**13.3**	%	0.10	0.10	1		01/19/21 17:12		N2

LDC #: 50371C1a

VALIDATION COMPLETENESS WORKSHEET

Level III/IV

Date: 02/18/21

SDG #: 50278041

Page: 1 of 1

Laboratory: Pace Analytical Services, LLC

Reviewer: JVG

2nd Reviewer: [illegible]

METHOD: GC/MS Volatiles (EPA SW 846 Method 8260)

The samples listed below were reviewed for each of the following validation areas. Validation findings are noted in attached validation findings worksheets.

	Validation Area		Comments
I.	Sample receipt/Technical holding times	A / A	
II.	GC/MS Instrument performance check	A	
III.	Initial calibration/ICV	A / A	ICAL ≤ 20% or ICV ≤ 30%
IV.	Continuing calibration	SW	CCV ≤ 20%
V.	Laboratory Blanks	A	
VI.	Field blanks	ND	EB = 34 TB = 35
VII.	Surrogate spikes	A	
VIII.	Matrix spike/Matrix spike duplicates	SW	
IX.	Laboratory control samples	A	LCS
X.	Field duplicates	SW	D = 6/32, 11/33, 24/37
XI.	Internal standards	SW	
XII.	Compound quantitation RL/LOQ/LODs	A	Not reviewed for Level III validation
XIII.	Target compound identification	A	Not reviewed for Level III validation
XIV.	System performance	A	Not reviewed for Level III validation
XV.	Overall assessment of data	A	

Note: A = Acceptable; N = Not provided/applicable; SW = See worksheet; ND = No compounds detected; R = Rinsate; FB = Field blank; D = Duplicate; TB = Trip blank; EB = Equipment blank; SB=Source blank; OTHER:

**Indicates sample underwent Level IV validation

	Client ID	Lab ID	Matrix	Date
1	GP-74SL (13.00'-13.50')**	50278041001**	Soil	01/18/21
2	GP-74SL (21.00'-21.50')	50278041002	Soil	01/18/21
3	GP-74SL (21.50'-22.00')	50278041003	Soil	01/18/21
4	GP-75SL (13.00'-13.50')	50278041004	Soil	01/18/21
5	GP-75SL (22.00'-22.50')	50278041005	Soil	01/18/21
6	GP-75SL (22.50'-23.00') D1	50278041006	Soil	01/18/21
7	GP-76SL (15.00'-15.50')**	50278041007**	Soil	01/18/21
8	GP-76SL (23.25'-23.75')	50278041008	Soil	01/18/21
9	GP-76SL (23.75'-24.25')**	50278041009**	Soil	01/18/21
10	GP-77SL (14.50'-15.00')	50278041010	Soil	01/18/21
11	GP-77SL (21.50'-22.00')** D2	50278041011**	Soil	01/18/21
12	GP-77SL (22.00'-22.50')	50278041012	Soil	01/18/21
13	GP-78SL (15.00'-15.25')	50278041013	Soil	01/18/21
14	GP-78SL (20.50'-21.00')**	50278041014**	Soil	01/18/21

LDC #: 50371C1a **VALIDATION COMPLETENESS WORKSHEET** Date: 02/18/21
SDG #: 50278041 Level III/IV Page: 2 of 2
Laboratory: Pace Analytical Services, LLC Reviewer: [illegible]
2nd Reviewer: [illegible]

METHOD: GC/MS Volatiles (EPA SW 846 Method 8260)

15	GP-78SL (21.00'-21.50')**	50278041015**	Soil	01/18/21
16	GP-78SL (24.50'-25.00')	50278041016	Soil	01/18/21
17	GP-79SL (14.50'-15.00')	50278041017	Soil	01/18/21
18	GP-79SL (22.50'-23.00')**	50278041018**	Soil	01/18/21
19	GP-79SL (23.00'-23.50')**	50278041019**	Soil	01/18/21
20	GP-79SL (24.00'-24.50')**	50278041020**	Soil	01/18/21
21	GP-80SL (14.50'-15.00')	50278041021	Soil	01/18/21
22	GP-80SL (22.50'-23.00')	50278041022	Soil	01/18/21
23	GP-80SL (23.00'-23.50')	50278041023	Soil	01/18/21
24	GP-80SL (24.50'-25.00') D3	50278041024	Soil	01/18/21
25	GP-80SL (24.00'-24.50')	50278041025	Soil	01/18/21
26	GP-81SL (15.00'-15.50')**	50278041026**	Soil	01/18/21
27	GP-81SL (24.00'-24.50')	50278041027	Soil	01/18/21
28	GP-81SL (26.00'-26.50')	50278041028	Soil	01/18/21
29	GP-82SL (13.50'-14.00')	50278041029	Soil	01/18/21
30	GP-82SL (20.00'-20.50')	50278041030	Soil	01/18/21
31	GP-82SL (20.50'-21.00')	50278041031	Soil	01/18/21
32	FD-9SL D1	50278041032	Soil	01/18/21
33	FD-10SL D2	50278041033	Soil	01/18/21
34	EB-3 WT	50278041034	Water	01/18/21
35	TB-3 WT	50278041035	Water	01/18/21
36	GP-81SL (22.50'-23.00')	50278041036	Soil	01/18/21
37	FD-8SL D3	50278041037	Soil	01/18/21
38 1	GP-81SL (15.00'-15.50')MS	50278041026MS	Soil	01/18/21
39 1	GP-81SL (15.00'-15.50')MSD	50278041026MSD	Soil	01/18/21
40				
41				
42				

Notes:

-1	2781242 MB	(1, 10, 18-21, 24-26, 28-30, 32)				
-2	2779578	(2-8)				
-3	2780442	(9, 11-15, 22, 23, 27, 36, 37)				
-4	2780444	(16, 31)				
-5	2780429	(17)				
-6	2781723	(33, 19				
-7	2780046	(34, 35)				

LDC #: 50371C1a

VALIDATION FINDINGS CHECKLIST

Reviewer: JVG

Method: Volatiles (EPA SW 846 Method 8260C)

Validation Area	Yes	No	NA	Findings/Comments
I. Technical holding times				
Were all technical holding times met?	✓			
Was cooler temperature criteria met?	✓			
II. GC/MS Instrument performance check				
Were the BFB performance results reviewed and found to be within the specified criteria?	✓			
Were all samples analyzed within the 12 hour clock criteria?	✓			
IIIa. Initial calibration				
Did the laboratory perform a 5 point calibration prior to sample analysis?	✓			
Were all percent relative standard deviations (%RSD) ≤ 20% and relative response factors (RRF) within method criteria?	✓			
Was a curve fit used for evaluation? If yes, did the initial calibration meet the curve fit acceptance criteria of ≥ 0.990?	✓			
IIIb. Initial Calibration Verification				
Was an initial calibration verification standard analyzed after each initial calibration for each instrument?	✓			
Were all percent differences (%D) ≤ 30%?	✓			
IV. Continuing calibration				
Was a continuing calibration standard analyzed at least once every 12 hours for each instrument?	✓			
Were all percent differences (%D) ≤ 20% and relative response factors (RRF) within method criteria?		✓		
V. Laboratory Blanks				
Was a laboratory blank associated with every sample in this SDG?	✓			
Was a laboratory blank analyzed at least once every 12 hours for each matrix and concentration?	✓			
Was there contamination in the laboratory blanks?	NA	✓		
VI. Field blanks				
Were field blanks were identified in this SDG?	✓			
Were target compounds detected in the field blanks?		✓		
VII. Surrogate spikes				
Were all surrogate percent recovery (%R) within QC limits?	✓			
If the percent recovery (%R) for one or more surrogates was out of QC limits, was a reanalysis performed to confirm samples with %R outside of criteria?			✓	
VIII. Matrix spike/Matrix spike duplicates				
Were matrix spike (MS) and matrix spike duplicate (MSD) analyzed in this SDG?	✓			
Were the MS/MSD percent recoveries (%R) and the relative percent differences (RPD) within the QC limits?		✓		

LDC #: 50371C1a

VALIDATION FINDINGS CHECKLIST

Reviewer: JVG

Validation Area	Yes	No	NA	Findings/Comments
IX. Laboratory control samples				
Was an LCS analyzed per analytical batch?	✓			
Were the LCS percent recoveries (%R) and relative percent difference (RPD) within the QC limits?	✓			
X. Field duplicates				
Were field duplicate pairs identified in this SDG?	✓			
Were target compounds detected in the field duplicates?	✓			
XI. Internal standards				
Were internal standard area counts within -50% to +100% of the associated calibration standard?		✓		
Were retention times within ± 30 seconds of the associated calibration standard?	✓			
XII. Compound quantitation				
Did the laboratory LOQs/RLs meet the QAPP LOQs/RLs?	✓			
Were the correct internal standard (IS), quantitation ion and relative response factor (RRF) used to quantitate the compound?	✓			
Were compound quantitation and RLs adjusted to reflect all sample dilutions and dry weight factors applicable to level IV validation?	✓			
XIII. Target compound identification				
Were relative retention times (RRT's) within ± 0.06 RRT units of the standard?	✓			
Did compound spectra meet specified EPA "Functional Guidelines" criteria?	✓			
Were chromatogram peaks verified and accounted for?	✓			
XIV. System performance				
System performance was found to be acceptable.	✓			
XV. Overall assessment of data				
Overall assessment of data was found to be acceptable.	✓			

TARGET COMPOUND WORKSHEET

METHOD: VOA

A. Chloromethane	AA. Tetrachloroethene	AAA. 1,3,5-Trimethylbenzene	AAAA. Ethyl tert-butyl ether	A1. 1,3-Butadiene	A2.
B. Bromomethane	BB. 1,1,2,2-Tetrachloroethane	BBB. 4-Chlorotoluene	BBBB. tert-Amyl methyl ether	B1. Hexane	B2.
C. Vinyl choride	CC. Toluene	CCC. tert-Butylbenzene	CCCC. 1-Chlorohexane	C1. Heptane	C2.
D. Chloroethane	DD. Chlorobenzene	DDD. 1,2,4-Trimethylbenzene	DDDD. Isopropyl alcohol	D1. Propylene	D2.
E. Methylene chloride	EE. Ethylbenzene	EEE. sec-Butylbenzene	EEEE. Acetonitrile	E1. Freon 11	E2.
F. Acetone	FF. Styrene	FFF. 1,3-Dichlorobenzene	FFFF. Acrolein	F1. Freon 12	F2.
G. Carbon disulfide	GG. Xylenes, total	GGG. p-Isopropyltoluene	GGGG. Acrylonitrile	G1. Freon 113	G2.
H. 1,1-Dichloroethene	HH. Vinyl acetate	HHH. 1,4-Dichlorobenzene	HHHH. 1,4-Dioxane	H1. Freon 114	H2.
I. 1,1-Dichloroethane	II. 2-Chloroethylvinyl ether	III. n-Butylbenzene	IIII. Isobutyl alcohol	I1. 2-Nitropropane	I2.
J. 1,2-Dichloroethene, total	JJ. Dichlorodifluoromethane	JJJ. 1,2-Dichlorobenzene	JJJJ. Methacrylonitrile	J1. Dimethyl disulfide	J2.
K. Chloroform	KK. Trichlorofluoromethane	KKK. 1,2,4-Trichlorobenzene	KKKK. Propionitrile	K1. 2,3-Dimethyl pentane	K2.
L. 1,2-Dichloroethane	LL. Methyl-tert-butyl ether	LLL. Hexachlorobutadiene	LLLL. Ethyl ether	L1. 2,4-Dimethyl pentane	L2.
M. 2-Butanone	MM. 1,2-Dibromo-3-chloropropane	MMM. Naphthalene	MMMM. Benzyl chloride	M1. 3,3-Dimethyl pentane	M2.
N. 1,1,1-Trichloroethane	NN. Methyl ethyl ketone	NNN. 1,2,3-Trichlorobenzene	NNNN. Iodomethane	N1. 2-Methylpentane	N2.
O. Carbon tetrachloride	OO. 2,2-Dichloropropane	OOO. 1,3,5-Trichlorobenzene	OOOO.1,1-Difluoroethane	O1. 3-Methylpentane	O2.
P. Bromodichloromethane	PP. Bromochloromethane	PPP. trans-1,2-Dichloroethene	PPPP. Tetrahydrofuran	P1. 3-Ethylpentane	P2.
Q. 1,2-Dichloropropane	QQ. 1,1-Dichloropropene	QQQ. cis-1,2-Dichloroethene	QQQQ. Methyl acetate	Q1. 2,2-Dimethylpentane	Q2.
R. cis-1,3-Dichloropropene	RR. Dibromomethane	RRR. m,p-Xylenes	RRRR. Ethyl acetate	R1. 2,2,3- Trimethylbutane	R2.
S. Trichloroethene	SS. 1,3-Dichloropropane	SSS. o-Xylene	SSSS. Cyclohexane	S1. 2,2,4-Trimethylpentane	S2.
T. Dibromochloromethane	TT. 1,2-Dibromoethane	TTT. 1,1,2-Trichloro-1,2,2-trifluoroethane	TTTT. Methylcyclohexane	T1. 2-Methylhexane	T2.
U. 1,1,2-Trichloroethane	UU. 1,1,1,2-Tetrachloroethane	UUU. 1,2-Dichlorotetrafluoroethane	UUUU. Allyl chloride	U1. Nonanal	U2.
V. Benzene	VV. Isopropylbenzene	VVV. 4-Ethyltoluene	VVVV. Methyl methacrylate	V1. 2-Methylnaphthalene	V2.
W. trans-1,3-Dichloropropene	WW. Bromobenzene	WWW. Ethanol	WWWW. Ethyl methacrylate	W1. Methanol	W2.
X. Bromoform	XX. 1,2,3-Trichloropropane	XXX. Di-isopropyl ether	XXXX. cis-1,4-Dichloro-2-butene	X1. 1,2,3-Trimethylbenzene	X2.
Y. 4-Methyl-2-pentanone	YY. n-Propylbenzene	YYY. tert-Butanol	YYYY. trans-1,4-Dichloro-2-butene	Y1. 2-Propanol	Y2.
Z. 2-Hexanone	ZZ. 2-Chlorotoluene	ZZZ. tert-Butyl alcohol	ZZZZ. Pentachloroethane	Z1.	Z2.

LDC #: 50371 C1a

VALIDATION FINDINGS WORKSHEET
Continuing Calibration

Page: 1 of 1
Reviewer: JVG

METHOD: GC/MS VOA (EPA SW 846 Method 8260)

Please see qualifications below for all questions answered "N". Not applicable questions are identified as "N/A".
Y N N/A Was a continuing calibration standard analyzed at least once every 12 hours for each instrument?
Y N N/A Were percent differences (%D) ≤20 % and relative response factors (RRF) within the method criteria?

#	Date	Standard ID	Compound	Finding %D (Limit: ≤20.0%)	Finding RRF (Limit)	Associated Samples	Qualifications
	01/20/21	012021.B\A01CCV	C	26.2029		1, 10, 18-21, 24-26, 28-30, 32, MB1 (ND)	J/UJ/A
	01/19/21	B011921B\B02LCSCCV	C	27.5734		2-8, MB2 (ND)	
	01/20/21	A011921.B\C03LCSMSCCV	C	33.6815		9, 11-15, 22, 23, 27, 36, 37, MB3 (ND)	
	01/19/21	B011921.B\D01CCV	I	24.4856		16, 31, MB4 (ND+Det)	
			QQQ	22.8585			
			PPP	23.5622			
			E	22.4491			
			AA	29.5979			
			N	25.2057			
			S	25.0845			
	01/19/21	A011921.B\A01CCV	C	29.6386		17, MB5 (ND)	

Note: * = Ave RRF failed method criteria but within validation criteria

LDC #: 50371C1a

VALIDATION FINDINGS WORKSHEET
Matrix Spike/Matrix Spike Duplicates

Reviewer: JVG

METHOD : GC/MS VOA (EPA SW 846 Method 8260)

Please see qualifications below for all questions answered "N". Not applicable questions are identified as "N/A".

Y N N/A Were a matrix spike (MS) and matrix spike duplicate (MSD) analyzed for each matrix in this SDG? If no, indicate which matrix does not have an associated MS/MSD. Soil / Water.

Y N N/A Was a MS/MSD analyzed every 20 samples of each matrix?

Y N N/A Were the MS/MSD percent recoveries (%R) and the relative percent differences (RPD) within the QC limits?

#	MS/MSD ID	Compound	MS %R (Limits)	MSD %R (Limits)	RPD (Limits)	Associated Samples	Qualifications
	38/39	S	( )	( )	21 (20)	26 (Det)	J dets / A
			( )	( )	( )		
			( )	( )	( )		
			( )	( )	( )		
			( )	( )	( )		
			( )	( )	( )		
			( )	( )	( )		
			( )	( )	( )		
			( )	( )	( )		
			( )	( )	( )		
			( )	( )	( )		
			( )	( )	( )		
			( )	( )	( )		
			( )	( )	( )		
			( )	( )	( )		
			( )	( )	( )		
			( )	( )	( )		
			( )	( )	( )		
			( )	( )	( )		
			( )	( )	( )		
			( )	( )	( )		
			( )	( )	( )		

LDC #: 50371C1a

VALIDATION FINDINGS WORKSHEET
Field Duplicates

Reviewer: JVG

METHOD: GC/MS VOA (EPA SW 846 Method 8260C)

Compound	Concentration (mgKg)		RPD
	6	32	
N	0.0053	0.0033	47

Compound	Concentration (mg/Kg)		RPD
	11	33	
I	0.010	0.021U	NC
E	0.0028	0.0058	70
S	0.0019	0.0020	5

Compound	Concentration (mg/Kg)		RPD
	24	37	
AA	1.4	0.16	159
E	1.0U	0.0043	NC

V:\Josephine\FIELD DUPLICATES\50371C1a iwm amphenol.wpd

LDC #: 50371C1a

VALIDATION FINDINGS WORKSHEET
Internal Standards

Page: 1 of 1
Reviewer: JVG

METHOD: GC/MS VOA (EPA SW 846 Method 8260)

Please see qualifications below for all questions answered "N". Not applicable questions are identified as "N/A".

Y N N/A Were all internal standard area counts within -50 to +100% of the associated calibration standard?

Y N N/A Were the retention times of the internal standards within +/- 30 seconds of the retention times of the associated calibration standard?

#	Date	Sample ID	Internal Standard	Area (Limits)	RT (Limits)	Qualifications
23%		7 (ND)	FBZ	30846 (67293 - 269172)		J/UJ/P
		(Det)	CBZ	26562 (47319 - 189276)		
		12 (ND)	CBZ	42428 (51889 - 207556)		
		13 (Det)		50530		
		15 (ND)		50866		
		36 (Det)		20719		
		(ND + Det)	FBZ	27220 (77584 - 310336)		

(BCM) = Bromochloromethane
(DFB) = 1,4-Difluorobenzene
(CBZ) = Chlorobenzene-d5
(PFB) = Pentafluorobenzene
(4DCB) = 1,4-Dichlorobenzene-d4
(2DCB) = 1,2-Dichlorobenzene-d4
(FBZ) = Fluorobenzene
(TBA) = Tert butyl alcohol-d9
(BUT) = 2-Butanone-d5

FBZ qual C, E, I, L, N, S, PPP, QQQ
CBZ qual AA

INTST.wpd

LDC #: 50371C1a

VALIDATION FINDINGS WORKSHEET
Initial Calibration Calculation Verification

Reviewer: JVG

METHOD: GC/MS VOA (EPA SW 846 Method 8260)

The Relative Response Factor (RRF), average RRF, and percent relative standard deviation (%RSD) were recalculated for the compounds identified below using the following calculations:

$RRF = (A_x)(C_{is})/(A_{is})(C_x)$ — A_x = Area of Compound — A_{is} = Area of associated internal standard

average RRF = sum of the RRFs/number of standards — C_x = Concentration of compound, — C_{is} = Concentration of internal standard

%RSD = 100 * (S/X) — S= Standard deviation of the RRFs, — X = Mean of the RRFs

#	Standard ID	Calibration Date	Compound (IS)	Reported RRF (RRF 50 std)	Recalculated RRF (RRF 50 std)	Reported Average RRF (Initial)	Recalculated Average RRF (Initial)	Reported %RSD	Recalculated %RSD
1	ICAL 50MV5A	1/18/2021	Trichloroethene (FBZ)	0.41653	0.41653	0.33789	0.33789	16.66	16.66
			Tetrachloroethene (CBZ)	0.72284	0.72284	0.60414	0.60414	18.01	18.01
2	ICAL 50MV5B	1/18/2021	Trichloroethene (FBZ)	0.37301	0.37301	0.35485	0.35485	15.10	15.10
			Tetrachloroethene (CBZ)	0.61027	0.61027	0.59575	0.59575	16.74	16.74
3	ICAL 50MV8	12/1/2020	Trichloroethene (FBZ)	1.42267	1.42267	1.50071	1.50071	16.74	16.74
			Tetrachloroethene (CBZ)	2.16037	2.16037	2.28072	2.28072	11.37	11.37

LDC#: 50371C1a

VALIDATION FINDINGS WORKSHEET
Continuing Calibration Calculation Verification

Reviewer: JVG

METHOD: GC/MS VOA (EPA SW 846 Method 8260)

The percent difference (%D) of the initial calibration average Relative Response Factors (RRFs) and the continuing calibration RRFs were recalculated for the compounds identified below using the following calculation:

% Difference = 100 * (ave. RRF - RRF)/ave. RRF
RRF = (Ax)(Cis)/(Ais)(Cx)

Where:
ave. RRF = initial calibration average RRF
RRF = continuing calibration RRF
Ax = Area of compound,
Cx = Concentration of compound,
Ais = Area of associated internal standarc
Cis = Concentration of internal standard

#	Standard ID	Calibration Date	Compound (IS)	Average RRF (Initial)	Reported RRF (CCV)	Recalculated RRF (CCV)	Reported % D	Recalculated %D
1	A011921.B\C03LCSMSCCV 50MV5A	1/20/2021 0:24	Trichloroethene (FBZ)	0.33789	0.28296	0.28296	16.26	16.26
			Tetrachloroethene (CBZ)	0.60414	0.51488	0.51488	14.78	14.78
2	B011921.B\B02LCSSCCV 50MV5B	1/19/2021 11:52	Trichloroethene (FBZ)	0.35485	0.29765	0.29765	16.12	16.12
				0.59575	0.48583	0.48583	18.45	18.45
3	012021.B\A01CCV 50MV8	1/20/2021 10:00	Trichloroethene (FBZ)	1.50071	1.44509	1.44509	3.71	3.71
			Tetrachloroethene (CBZ)	2.28072	2.09245	2.09245	8.25	8.25

LDC #: 50371C1a

VALIDATION FINDINGS WORKSHEET
Surrogate Results Verification

Reviewer: JVG

METHOD: GC/MS VOA (EPA SW 846 Method 8260C)

The percent recoveries (%R) of surrogates were recalculated for the compounds identified below using the following calculation:

% Recovery: SF/SS * 100

Where: SF = Surrogate Found
SS = Surrogate Spiked

Sample ID: #1

	Surrogate Spiked	Surrogate Found	Percent Recovery Reported	Percent Recovery Recalculated	Percent Difference
Dibromofluoromethane	50.0	48.2	96	96	0
1,2-Dichloroethane-d4					
Toluene-d8		47.8	96	96	
Bromofluorobenzene		49.3	99	99	

Sample ID:

	Surrogate Spiked	Surrogate Found	Percent Recovery Reported	Percent Recovery Recalculated	Percent Difference
Dibromofluoromethane					
1,2-Dichloroethane-d4					
Toluene-d8					
Bromofluorobenzene					

Sample ID:

	Surrogate Spiked	Surrogate Found	Percent Recovery Reported	Percent Recovery Recalculated	Percent Difference
Dibromofluoromethane					
1,2-Dichloroethane-d4					
Toluene-d8					
Bromofluorobenzene					

LDC #: 50371C1a

VALIDATION FINDINGS WORKSHEET
Matrix Spike/Matrix Spike Duplicates Results Verification

Reviewer: JVG

METHOD: GC/MS VOA (EPA SW 846 Method 8260C)

The percent recoveries (%R) and Relative Percent Difference (RPD) of the matrix spike and matrix spike duplicate were recalculated for the compounds identified below using the following calculation:

% Recovery = 100 * (SSC - SC)/SA

Where: SSC = Spiked sample concentration; SA = Spike added; SC = Sample concentration

RPD = I MSC - MSC I * 2/(MSC + MSDC)

MSC = Matrix spike concentration; MSDC = Matrix spike duplicate concentration

MS/MSD sample: 38/39

Compound	Spike Added (mg/kg)		Sample Concentration (mg/kg)	Spiked Sample Concentration (mg/kg)		Matrix Spike Percent Recovery		Matrix Spike Duplicate Percent Recovery		MS/MSD RPD	
	MS	MSD	------	MS	MSD	Reported	Recalc.	Reported	Recalc.	Reported	Recalc.
1,1-Dichloroethene	0.055	0.047	0	0.042	0.036	77	76	74	76	17	15
Trichloroethene	↓	↓	0.00044	0.036	0.029	65	65	60	61	21	21
Benzene											
Toluene											
Chlorobenzene											

Comments: Refer to Matrix Spike/Matrix Spike Duplicates findings worksheet for list of qualifications and associated samples when reported results do not agree within 10.0% of the recalculated results.

LDC #: 50371C1a

VALIDATION FINDINGS WORKSHEET
Laboratory Control Sample Results Verification

Reviewer: JVG

METHOD: GC/MS VOA (EPA SW 846 Method 8260C)

The percent recoveries (%R) and Relative Percent Difference (RPD) of the laboratoy control sample and laboratory control sample duplicate (if applicable) were recalculated for the compounds identified below using the following calculation:

% Recovery = 100 * SSC/SA Where: SSC = Spiked sample concentration
SA = Spike added

RPD = I LCSC - LCSDC I * 2/(LCSC + LCSDC) LCSC = Laboratory control sample concentration LCSDC = Laboratory control sample duplicate concentration

LCS ID: 278128f3 LCS

Compound	Spike Added (mg/kg)		Spiked Sample Concentration (mg/kg)		LCS Percent Recovery		LCSD Percent Recovery		LCS/LCSD RPD	
	LCS	LCSD	LCS	LCSD	Reported	Recalc.	Reported	Recalc.	Reported	Recalc.
1,1-Dichloroethene	0.05	NA	0.052	NA	103	103				
Trichloroethene			0.051		101	101				
Benzene										
Toluene										
Chlorobenzene										

Comments: Refer to Laboratory Control Sample findings worksheet for list of qualifications and associated samples when reported results do not agree within 10.0% of the recalculated results.

LDC #: 50371C1a

VALIDATION FINDINGS WORKSHEET
Sample Calculation Verification

Reviewer: JVG

METHOD: GC/MS VOA (EPA SW 846 Method 8260C)

The concentration of the sample was calculated for the compound identified below using the following calculation:

$$\text{Concentration} = \frac{(A_x)(I_s)(DF)}{(A_{is})(RRF)(V_o)(\%S)}$$

A_x = Area of the characteristic ion (EICP) for the compound to be measured

A_{is} = Area of the characteristic ion (EICP) for the specific internal standard

I_s = Amount of internal standard added in nanograms (ng)

RRF = Relative response factor of the calibration standard.

V_o = Volume or weight of sample pruged in milliliters (ml) or grams (g).

Df = Dilution factor.

%S = Percent solids, applicable to soils and solid matrices only.

Example:

Sample I.D. 1, PCE

$$\text{Conc.} = \frac{(66472)(50)(50)}{(167190)(2,28072)(1000)}$$

$$= 0.4358 \text{ mg/kg}$$

#	Sample ID	Compound	Reported Concentration (mg/kg)	Calculated Concentration (mg/kg)	Qualification
	1	PCE	0.43	0.43	—

LABORATORY DATA CONSULTANTS, INC.
2701 Loker Ave. West, Suite 220, Carlsbad, CA 92010 Bus: 760-827-1100 Fax: 760-827-1099

IWM Consulting Group
7428 Rockville Road
Indianapolis, IN 46214
ATTN: Brad Gentry
bgentry@iwmconsult.com

October 11, 2021

SUBJECT: Former Amphenol Facility, Bendix, Data Validation

Dear Mr. Gentry,

Enclosed is the final validation report for the fraction listed below. This SDG was received on September 16, 2021. Attachment 1 is a summary of the samples that were reviewed for analysis.

LDC Project #52071:

SDG #	**Fraction:**
50294555	Volatiles

The data validation was performed under Level III & IV guidelines. The analyses were validated using the following documents, as applicable to each method:

- Supplemental Off-Site Soil and Groundwater Investigation Work Plan, Franklin Power Products, Inc./Amphenol Corporation, Franklin, Indiana, July 2021
- USEPA National Functional Guidelines for Organic Superfund Methods Data Review; January 2017

Please feel free to contact us if you have any questions.

Sincerely,

Pei Geng
pgeng@lab-data.com
Project Manager/Senior Chemist

Email DVR/cc: cparks@iwmconsult.com

70 pages-DL

Attachment 1

90/10 III/IV **LDC# 52071 (IWM Consulting Group - Indianapolis, IN / Former Amphenol Facility, Bendix)**

LDC	SDG#	DATE REC'D	(3) DATE DUE	(9) VOA (8260)																																	
Matrix:	Water/Soil			W	S	W	S	W	S	W	S	W	S	W	S	W	S	W	S	W	S	W	S	W	S	W	S	W	S	W	S	W	S	W	S	W	S
A	50294555	09/16/21	10/07/21	2	31																																
A	50294555	09/16/21	10/07/21	0	4																																
Total	T/PG			2	35	0	0	0	0	0	0	0	0	0	0	0	0	0	0	0	0	0	0	0	0	0	0	0	0	0	0	0	0	0	0	0	37

Shaded cells indicate Level IV validation (all other cells are Level III validation). These counts do not include MS, MSD, Dups.

V:\LOGIN\IWM\Former Amphenol\52071ST-Bendix.wpd

LDC Report# 52071A1a

Laboratory Data Consultants, Inc.
Data Validation Report

Project/Site Name: Former Amphenol Facility, Bendix

LDC Report Date: October 11, 2021

Parameters: Volatiles

Validation Level: Level III & IV

Laboratory: Pace Analytical Services, LLC

Sample Delivery Group (SDG): 50294555

Sample Identification	Laboratory Sample Identification	Matrix	Collection Date
GP-83 SL (20'-20.5')	50294555001	Soil	08/09/21
GP-83 SL (25.0'-25.5')	50294555002	Soil	08/09/21
GP-83 SL (25.5'-26.0')	50294555003	Soil	08/09/21
GP-83 SL (26.0'-26.5')	50294555004	Soil	08/09/21
GP-84 SL (22.0'-23.0')	50294555005	Soil	08/09/21
GP-84 SL (22.5'-23.0')	50294555006	Soil	08/09/21
GP-84 SL (23'-23.5')	50294555007	Soil	08/09/21
GP-84 SL (23.5'-24.0')	50294555008	Soil	08/09/21
GP-85 SL (22.0'-22.5')	50294555009	Soil	08/09/21
GP-85 SL (22.5'-23.0')**	50294555010**	Soil	08/09/21
GP-85 SL (23.0'-23.5')	50294555011	Soil	08/09/21
GP-85 SL (23.5'-24.0')	50294555012	Soil	08/09/21
GP-86 SL (22.75'-23.25')	50294555013	Soil	08/09/21
GP-86 SL (23.25'-23.75')	50294555014	Soil	08/09/21
GP-86 SL (23.75'-24.25')**	50294555015**	Soil	08/09/21
GP-86 SL (24.25'-24.75')	50294555016	Soil	08/09/21
GP-87 SL (10.0'-12.0')	50294555017	Soil	08/10/21
GP-87 SL (18.0'-20.0')	50294555018	Soil	08/10/21
GP-87 SL (21.0'-21.5')	50294555019	Soil	08/10/21
GP-87 SL (20.0'-20.5')**	50294555020**	Soil	08/10/21
GP-87 SL (22.0'-22.5')	50294555021	Soil	08/10/21
GP-88 SL (19.25'-19.75')	50294555022	Soil	08/10/21
GP-88 SL (19.75'-20.25')	50294555023	Soil	08/10/21
GP-88 SL (20.25'-20.75')	50294555024	Soil	08/10/21
GP-88 SL (20.75-21.25')**	50294555025**	Soil	08/10/21
GP-89 SL (8.5'-9.0')	50294555026	Soil	08/10/21
GP-89 SL (19.25'-19.75')	50294555027	Soil	08/10/21

Sample Identification	Laboratory Sample Identification	Matrix	Collection Date
GP-89 SL (19.75'-20.25')	50294555028	Soil	08/10/21
GP-89 SL (20.25'-20.75')	50294555029	Soil	08/10/21
GP-89 SL (20.50'-21.0')	50294555030	Soil	08/10/21
FD-1 SL	50294555031	Soil	08/09/21
FD-2 SL	50294555032	Soil	08/09/21
FD-3 SL	50294555033	Soil	08/10/21
TB-1 WT	50294555034	Soil	08/09/21
TB-2 WT	50294555035	Soil	08/10/21
EB-1 WT	50294555036	Water	08/09/21
EB-2 WT	50294555037	Water	08/10/21
GP-84 SL (23.5'-24.0')MS	50294555008MS	Soil	08/09/21
GP-84 SL (23.5'-24.0')MSD	50294555008MSD	Soil	08/09/21
GP-88 SL (19.25'-19.75')MS	50294555022MS	Soil	08/10/21
GP-88 SL (19.25'-19.75')MSD	50294555022MSD	Soil	08/10/21

**Indicates sample underwent Level IV validation

Introduction

This Data Validation Report (DVR) presents data validation findings and results for the associated samples listed on the cover page. Data validation was performed in accordance with the cover page. Data validation was performed in accordance with the Supplemental Off-Site Soil and Groundwater Investigation Work Plan, Franklin Power Products, Inc./Amphenol Corporation, Franklin, Indiana (July 2021) and a modified outline of the USEPA National Functional Guidelines (NFG) for Organic Superfund Methods Data Review (January 2017). Where specific guidance was not available, the data has been evaluated in a conservative manner consistent with industry standards using professional experience.

The analyses were performed by the following method:

Volatile Organic Compounds (VOCs) by Environmental Protection Agency (EPA) SW 846 Method 8260C

All sample results were subjected to Level III data validation, which comprises an evaluation of quality control (QC) summary results. Samples appended with a double asterisk on the cover page were subjected to Level IV data validation, which is comprised of the QC summary forms as well as the raw data, to confirm sample quantitation and identification.

The following are definitions of the data qualifiers utilized during data validation:

J (Estimated): The analyte was analyzed for and positively identified by the laboratory; however the reported concentration is estimated due to non-conformances discovered during data validation.

U (Non-detected): The analyte was analyzed for and positively identified by the laboratory; however the analyte should be considered non-detected at the reported concentration due to the presence of contaminants detected in the associated blank(s).

UJ (Non-detected estimated): The analyte was reported as not detected by the laboratory; however the reported quantitation/detection limit is estimated due to non-conformances discovered during data validation.

R (Rejected): The sample results were rejected due to gross non-conformances discovered during data validation. Data qualified as rejected is not usable.

NA (Not Applicable): The non-conformance discovered during data validation demonstrates a high bias, while the affected analyte in the associated sample(s) was reported as not detected by the laboratory and did not warrant the qualification of the data.

A qualification summary table is provided at the end of this report if data has been qualified. Flags are classified as P (protocol) or A (advisory) to indicate whether the flag is due to a laboratory deviation from a specified protocol or is of technical advisory nature.

I. Sample Receipt and Technical Holding Times

All samples were received in good condition and cooler temperatures upon receipt met validation criteria.

All technical holding time requirements were met.

II. GC/MS Instrument Performance Check

A bromofluorobenzene (BFB) tune was performed at 12 hour intervals.

All ion abundance requirements were met.

III. Initial Calibration and Initial Calibration Verification

An initial calibration was performed as required by the method.

For analytes where average relative response factors (RRFs) were utilized, the percent relative standard deviations (%RSD) were less than or equal to 20.0%.

In the case where the laboratory used a calibration curve to evaluate the analytes, all coefficients of determination (r^2) were greater than or equal to 0.990.

Average relative response factors (RRF) for all analytes were within validation criteria.

The percent differences (%D) of the initial calibration verification (ICV) standard were less than or equal to 30.0% for all analytes.

IV. Continuing Calibration

Continuing calibration was performed at the required frequencies.

The percent differences (%D) were less than or equal to 20.0% for all analytes with the following exceptions:

Date	Analyte	%D	Associated Samples	Flag	A or P
08/16/21	trans-1,2-Dichloroethene Methylene chloride Tetrachloroethene	20.2153 24.2989 27.2672	GP-84 SL (23.5'-24.0') GP-85 SL (23.0'-23.5') GP-85 SL (23.5'-24.0') GP-87 SL (10.0'-12.0')	J (all detects) UJ (all non-detects)	A
08/16/21	Vinyl choride	20.2457	GP-83 SL (20'-20.5') GP-83 SL (25.0'-25.5') GP-83 SL (25.5'-26.0') GP-83 SL (26.0'-26.5') GP-84 SL (22.0'-23.0')	UJ (all non-detects)	A

Date	Analyte	%D	Associated Samples	Flag	A or P
08/17/21	Methylene chloride	21.5691	GP-84 SL (23'-23.5') GP-85 SL (22.0'-22.5') GP-86 SL (22.75'-23.25') GP-86 SL (23.25'-23.75') GP-86 SL (23.75'-24.25')** GP-86 SL (24.25'-24.75') GP-87 SL (18.0'-20.0') GP-87 SL (21.0'-21.5') GP-87 SL (20.0'-20.5')** GP-87 SL (22.0'-22.5') GP-88 SL (19.75'-20.25')	UJ (all non-detects)	A
08/12/21	Tetrachloroethene	26.8584	EB-1 WT EB-2 WT	UJ (all non-detects)	A

All of the continuing calibration relative response factors (RRF) were within validation criteria.

V. Laboratory Blanks

Laboratory blanks were analyzed as required by the method. No contaminants were found in the laboratory blanks with the following exceptions:

Blank ID	Analysis Date	Analyte	Concentration	Associated Samples
2924083-MB	08/12/21	Methylene chloride	1.6 ug/L	EB-1 WT EB-2 WT

Sample concentrations were compared to concentrations detected in the laboratory blanks. The sample concentrations were either not detected or were significantly greater than the concentrations found in the associated laboratory blanks with the following exceptions:

Sample	Analyte	Reported Concentration	Modified Final Concentration
EB-1 WT	Methylene chloride	1.1 ug/L	5.0U ug/L

VI. Field Blanks

Samples TB-1 WT and TB-2 WT were identified as trip blanks. No contaminants were found.

Samples EB-1 WT and EB-2 WT were identified as equipment blanks. No contaminants were found with the following exceptions:

Blank ID	Collection Date	Analyte	Concentration	Associated Samples
EB-1 WT	08/09/21	Methylene chloride	1.1 mg/Kg	GP-83 SL (20'-20.5') GP-83 SL (25.0'-25.5') GP-83 SL (25.5'-26.0') GP-83 SL (26.0'-26.5') GP-84 SL (22.0'-23.0') GP-84 SL (22.5'-23.0') GP-84 SL (23'-23.5') GP-84 SL (23.5'-24.0') GP-85 SL (22.0'-22.5') GP-85 SL (22.5'-23.0')** GP-85 SL (23.0'-23.5') GP-85 SL (23.5'-24.0') GP-86 SL (22.75'-23.25') GP-86 SL (23.25'-23.75') GP-86 SL (23.75'-24.25')** GP-86 SL (24.25'-24.75')

Sample concentrations were compared to concentrations detected in the field blanks. The sample concentrations were either not detected or were significantly greater than the concentrations found in the associated field blanks

VII. Surrogates

Surrogates were added to all samples as required by the method. All surrogate recoveries (%R) were within QC limits with the following exceptions:

Sample	Surrogate	%R (Limits)	Affected Analyte	Flag	A or P
EB-1 WT	Toluene-d8	121 (77-118)	All analytes	J (all detects)	P
EB-2 WT	Toluene-d8	122 (77-118)	All analytes	NA	-

VIII. Matrix Spike/Matrix Spike Duplicates

Matrix spike (MS) and matrix spike duplicate (MSD) sample analysis was performed on an associated project sample. Percent recoveries (%R) were within QC limits with the following exceptions:

Spike ID (Associated Samples)	Analyte	MS (%R) (Limits)	MSD (%R) (Limits)	Flag	A or P
GP-84 SL (23.5'-24.0')MS/MSD (GP-84 SL (23.5'-24.0'))	Trichloroethene	-	392 (10-168)	J (all detects)	A

Relative percent differences (RPD) were within QC limits with the following exceptions:

Spike ID (Associated Samples)	Analyte	RPD (Limits)	Flag	A or P
GP-88 SL (19.25'-19.75')MS/MSD (GP-88 SL (19.25'-19.75'))	Vinyl chloride	26 (≤20)	NA	-
GP-84 SL (23.5'-24.0')MS/MSD (GP-84 SL (23.5'-24.0'))	Tetrachloroethene	28 (≤20)	NA	-
GP-84 SL (23.5'-24.0')MS/MSD (GP-84 SL (23.5'-24.0'))	Trichloroethene	118 (≤20)	J (all detects)	A

IX. Laboratory Control Samples

Laboratory control samples (LCS) and laboratory control samples duplicates (LCSD) were analyzed as required by the method. Percent recoveries (%R) were within QC limits with the following exceptions:

LCS ID (Associated Samples)	Analyte	%R (Limits)	Flag	A or P
2924084-LCS (EB-1 WT EB-2 WT)	Tetrachloroethene	138 (70-124)	NA	-

Relative percent differences (RPD) were within QC limits.

X. Field Duplicates

Samples GP-85 SL (22.0'-22.5') and FD-1 SL, samples GP-86 SL (24.25'-24.75') and FD-2 SL, and samples GP-87 SL (22.0'-22.5') and FD-3 SL were identified as field duplicates. No results were detected in any of the samples with the following exceptions:

Analyte	Concentration (mg/Kg)		RPD
	GP-85 SL (22.0'-22.5')	FD-1 SL	
1,1-Dichloroethane	0.0010	0.0011	10
cis-1,2-Dichloroethene	0.024	0.024	0
trans-1,2-Dichloroethene	0.0034	0.0033	3

Analyte	Concentration (mg/Kg)		RPD
	GP-86 SL (24.25'-24.75')	FD-2 SL	
cis-1,2-Dichloroethene	0.0017	0.0026	42
Trichloroethene	0.0061	0.0036	52

Analyte	Concentration (mg/Kg)		RPD
	GP-87 SL (22.0'-22.5')	FD-3	
cis-1,2-Dichloroethene	0.0071	0.012	51
trans-1,2-Dichloroethene	0.00061	0.0011	57
Trichloroethene	0.0021	0.00424	Not calculable

XI. Internal Standards

All internal standard areas and retention times were within QC limits.

XII. Target Analyte Quantitation

All target analyte quantitations met validation criteria for samples which underwent Level IV validation. Raw data were not reviewed for Level III validation.

Manual integrations were reviewed and were considered acceptable. The laboratory provided before and after integration printouts.

XIII. Target Analyte Identification

All target analyte identifications met validation criteria for samples which underwent Level IV validation. Raw data were not reviewed for Level III validation.

XIV. System Performance

The system performance was acceptable for samples which underwent Level IV validation. Raw data were not reviewed for Level III validation.

XV. Overall Assessment of Data

The analysis was conducted within all specifications of the method. No results were rejected in this SDG.

Due to continuing calibration %D, surrogate %R, and MS/MSD %R and RPD data were qualified as estimated in twenty-two samples.

Due to laboratory blank contamination, data were qualified as not detected in one sample.

The quality control criteria reviewed, other than those discussed above, were met and are considered acceptable.

Former Amphenol Facility, Bendix
Volatiles - Data Qualification Summary - SDG 50294555

Sample	Analyte	Flag	A or P	Reason
GP-84 SL (23.5'-24.0') GP-85 SL (23.0'-23.5') GP-85 SL (23.5'-24.0') GP-87 SL (10.0'-12.0')	trans-1,2-Dichloroethene Methylene chloride Tetrachloroethene	J (all detects) UJ (all non-detects)	A	Continuing calibration (%D)
GP-83 SL (20'-20.5') GP-83 SL (25.0'-25.5') GP-83 SL (25.5'-26.0') GP-83 SL (26.0'-26.5') GP-84 SL (22.0'-23.0')	Vinyl choride	UJ (all non-detects)	A	Continuing calibration (%D)
GP-84 SL (23'-23.5') GP-85 SL (22.0'-22.5') GP-86 SL (22.75'-23.25') GP-86 SL (23.25'-23.75') GP-86 SL (23.75'-24.25')** GP-86 SL (24.25'-24.75') GP-87 SL (18.0'-20.0') GP-87 SL (21.0'-21.5') GP-87 SL (20.0'-20.5')** GP-87 SL (22.0'-22.5') GP-88 SL (19.75'-20.25')	Methylene chloride	UJ (all non-detects)	A	Continuing calibration (%D)
EB-1 WT EB-2 WT	Tetrachloroethene	UJ (all non-detects)	A	Continuing calibration (%D)
EB-1 WT	All analytes	J (all detects)	P	Surrogates (%R)
GP-84 SL (23.5'-24.0')	Trichloroethene	J (all detects)	A	Matrix spike/Matrix spike duplicate (%R)(RPD)

Former Amphenol Facility, Bendix
Volatiles - Laboratory Blank Data Qualification Summary - SDG 50294555

Sample	Analyte	Modified Final Concentration	A or P
EB-1 WT	Methylene chloride	5.0U ug/L	A

Former Amphenol Facility, Bendix
Volatiles - Field Blank Data Qualification Summary - SDG 50294555

No Sample Data Qualified in this SDG

Pace Analytical Services, LLC
7726 Moller Road
Indianapolis, IN 46268
(317)228-3100

ANALYTICAL RESULTS

Project: Amphenol
Pace Project No.: 50294555

Sample: GP-83 SL (20'-20.5') **Lab ID: 50294555001** Collected: 08/09/21 10:28 Received: 08/10/21 17:00 Matrix: Solid

Results reported on a "dry weight" basis and are adjusted for percent moisture, sample size and any dilutions.

Parameters	Results	Units	Report Limit	MDL	DF	Prepared	Analyzed	CAS No.	Qual
8260 MSV 5035A VOA	Analytical Method: EPA 8260								
	Pace Analytical Services - Indianapolis								
1,1-Dichloroethane	ND	mg/kg	0.0057	0.00053	1		08/16/21 11:50	75-34-3	
1,2-Dichloroethane	ND	mg/kg	0.0057	0.00058	1		08/16/21 11:50	107-06-2	
cis-1,2-Dichloroethene	ND	mg/kg	0.0057	0.00055	1		08/16/21 11:50	156-59-2	
trans-1,2-Dichloroethene	ND	mg/kg	0.0057	0.00053	1		08/16/21 11:50	156-60-5	
Methylene Chloride	ND	mg/kg	0.023	0.0056	1		08/16/21 11:50	75-09-2	
Tetrachloroethene	ND	mg/kg	0.0057	0.00042	1		08/16/21 11:50	127-18-4	
1,1,1-Trichloroethane	ND	mg/kg	0.0057	0.00048	1		08/16/21 11:50	71-55-6	
Trichloroethene	**0.043**	mg/kg	0.0057	0.00051	1		08/16/21 11:50	79-01-6	
Vinyl chloride	ND U	mg/kg	0.0057	0.00011	1		08/16/21 11:50	75-01-4	
Surrogates									
Dibromofluoromethane (S)	104	%.	73-132		1		08/16/21 11:50	1868-53-7	
Toluene-d8 (S)	94	%.	66-148		1		08/16/21 11:50	2037-26-5	
4-Bromofluorobenzene (S)	98	%.	40-149		1		08/16/21 11:50	460-00-4	
Percent Moisture	Analytical Method: SM 2540G								
	Pace Analytical Services - Indianapolis								
Percent Moisture	**8.1**	%	0.10	0.10	1		08/11/21 11:37		N2

REPORT OF LABORATORY ANALYSIS

This report shall not be reproduced, except in full,
without the written consent of Pace Analytical Services, LLC.

10/11/21

Pace Analytical Services, LLC
7726 Moller Road
Indianapolis, IN 46268
(317)228-3100

ANALYTICAL RESULTS

Project: Amphenol
Pace Project No.: 50294555

Sample: GP-83 SL (25.0'-25.5') **Lab ID: 50294555002** Collected: 08/09/21 10:48 Received: 08/10/21 17:00 Matrix: Solid

Results reported on a "dry weight" basis and are adjusted for percent moisture, sample size and any dilutions.

Parameters	Results	Units	Report Limit	MDL	DF	Prepared	Analyzed	CAS No.	Qual
8260 MSV 5035A VOA	Analytical Method: EPA 8260								
	Pace Analytical Services - Indianapolis								
1,1-Dichloroethane	ND	mg/kg	0.0057	0.00053	1		08/16/21 12:22	75-34-3	
1,2-Dichloroethane	ND	mg/kg	0.0057	0.00059	1		08/16/21 12:22	107-06-2	
cis-1,2-Dichloroethene	**0.00062J**	mg/kg	0.0057	0.00055	1		08/16/21 12:22	156-59-2	
trans-1,2-Dichloroethene	ND	mg/kg	0.0057	0.00054	1		08/16/21 12:22	156-60-5	
Methylene Chloride	ND	mg/kg	0.023	0.0056	1		08/16/21 12:22	75-09-2	
Tetrachloroethene	ND	mg/kg	0.0057	0.00042	1		08/16/21 12:22	127-18-4	
1,1,1-Trichloroethane	ND	mg/kg	0.0057	0.00048	1		08/16/21 12:22	71-55-6	
Trichloroethene	**0.046**	mg/kg	0.0057	0.00051	1		08/16/21 12:22	79-01-6	
Vinyl chloride	ND U	mg/kg	0.0057	0.00011	1		08/16/21 12:22	75-01-4	
Surrogates									
Dibromofluoromethane (S)	106	%.	73-132		1		08/16/21 12:22	1868-53-7	
Toluene-d8 (S)	94	%.	66-148		1		08/16/21 12:22	2037-26-5	
4-Bromofluorobenzene (S)	100	%.	40-149		1		08/16/21 12:22	460-00-4	
Percent Moisture	Analytical Method: SM 2540G								
	Pace Analytical Services - Indianapolis								
Percent Moisture	**7.2**	%	0.10	0.10	1		08/11/21 11:38		N2

This report shall not be reproduced, except in full,
without the written consent of Pace Analytical Services, LLC.

10/11/21

Pace Analytical Services, LLC
7726 Moller Road
Indianapolis, IN 46268
(317)228-3100

ANALYTICAL RESULTS

Project: Amphenol
Pace Project No.: 50294555

Sample: GP-83 SL (25.5'-26.0') **Lab ID: 50294555003** Collected: 08/09/21 10:52 Received: 08/10/21 17:00 Matrix: Solid

Results reported on a "dry weight" basis and are adjusted for percent moisture, sample size and any dilutions.

Parameters	Results	Units	Report Limit	MDL	DF	Prepared	Analyzed	CAS No.	Qual
8260 MSV 5035A VOA	Analytical Method: EPA 8260								
	Pace Analytical Services - Indianapolis								
1,1-Dichloroethane	ND	mg/kg	0.0055	0.00051	1		08/16/21 12:54	75-34-3	
1,2-Dichloroethane	ND	mg/kg	0.0055	0.00057	1		08/16/21 12:54	107-06-2	
cis-1,2-Dichloroethene	**0.00088J**	mg/kg	0.0055	0.00053	1		08/16/21 12:54	156-59-2	
trans-1,2-Dichloroethene	ND	mg/kg	0.0055	0.00052	1		08/16/21 12:54	156-60-5	
Methylene Chloride	ND	mg/kg	0.022	0.0054	1		08/16/21 12:54	75-09-2	
Tetrachloroethene	ND	mg/kg	0.0055	0.00041	1		08/16/21 12:54	127-18-4	
1,1,1-Trichloroethane	ND	mg/kg	0.0055	0.00046	1		08/16/21 12:54	71-55-6	
Trichloroethene	**0.040**	mg/kg	0.0055	0.00050	1		08/16/21 12:54	79-01-6	
Vinyl chloride	ND UJ	mg/kg	0.0055	0.00011	1		08/16/21 12:54	75-01-4	
Surrogates									
Dibromofluoromethane (S)	104	%.	73-132		1		08/16/21 12:54	1868-53-7	
Toluene-d8 (S)	94	%.	66-148		1		08/16/21 12:54	2037-26-5	
4-Bromofluorobenzene (S)	99	%.	40-149		1		08/16/21 12:54	460-00-4	
Percent Moisture	Analytical Method: SM 2540G								
	Pace Analytical Services - Indianapolis								
Percent Moisture	**4.8**	%	0.10	0.10	1		08/11/21 11:38		N2

Pace Analytical Services, LLC
7726 Moller Road
Indianapolis, IN 46268
(317)228-3100

ANALYTICAL RESULTS

Project: Amphenol
Pace Project No.: 50294555

Sample: GP-83 SL (26.0'-26.5') **Lab ID: 50294555004** Collected: 08/09/21 10:55 Received: 08/10/21 17:00 Matrix: Solid

Results reported on a "dry weight" basis and are adjusted for percent moisture, sample size and any dilutions.

Parameters	Results	Units	Report Limit	MDL	DF	Prepared	Analyzed	CAS No.	Qual
8260 MSV 5035A VOA	Analytical Method: EPA 8260								
	Pace Analytical Services - Indianapolis								
1,1-Dichloroethane	ND	mg/kg	0.0046	0.00042	1		08/16/21 13:25	75-34-3	
1,2-Dichloroethane	ND	mg/kg	0.0046	0.00047	1		08/16/21 13:25	107-06-2	
cis-1,2-Dichloroethene	**0.0035J**	mg/kg	0.0046	0.00044	1		08/16/21 13:25	156-59-2	
trans-1,2-Dichloroethene	ND	mg/kg	0.0046	0.00043	1		08/16/21 13:25	156-60-5	
Methylene Chloride	ND	mg/kg	0.018	0.0045	1		08/16/21 13:25	75-09-2	
Tetrachloroethene	ND	mg/kg	0.0046	0.00034	1		08/16/21 13:25	127-18-4	
1,1,1-Trichloroethane	**0.0054**	mg/kg	0.0046	0.00038	1		08/16/21 13:25	71-55-6	
Trichloroethene	**0.065**	mg/kg	0.0046	0.00041	1		08/16/21 13:25	79-01-6	
Vinyl chloride	ND UJ	mg/kg	0.0046	0.000090	1		08/16/21 13:25	75-01-4	
Surrogates									
Dibromofluoromethane (S)	104	%.	73-132		1		08/16/21 13:25	1868-53-7	
Toluene-d8 (S)	104	%.	66-148		1		08/16/21 13:25	2037-26-5	
4-Bromofluorobenzene (S)	94	%.	40-149		1		08/16/21 13:25	460-00-4	
Percent Moisture	Analytical Method: SM 2540G								
	Pace Analytical Services - Indianapolis								
Percent Moisture	**9.2**	%	0.10	0.10	1		08/11/21 11:38		N2

This report shall not be reproduced, except in full,
without the written consent of Pace Analytical Services, LLC.

10/11/21

Pace Analytical Services, LLC
7726 Moller Road
Indianapolis, IN 46268
(317)228-3100

ANALYTICAL RESULTS

Project: Amphenol
Pace Project No.: 50294555

Sample: GP-84 SL (22.0'-23.0') **Lab ID: 50294555005** Collected: 08/09/21 12:15 Received: 08/10/21 17:00 Matrix: Solid

Results reported on a "dry weight" basis and are adjusted for percent moisture, sample size and any dilutions.

Parameters	Results	Units	Report Limit	MDL	DF	Prepared	Analyzed	CAS No.	Qual
8260 MSV 5035A VOA	Analytical Method: EPA 8260								
	Pace Analytical Services - Indianapolis								
1,1-Dichloroethane	ND	mg/kg	0.0054	0.00050	1		08/16/21 13:57	75-34-3	
1,2-Dichloroethane	ND	mg/kg	0.0054	0.00055	1		08/16/21 13:57	107-06-2	
cis-1,2-Dichloroethene	**0.0014J**	mg/kg	0.0054	0.00052	1		08/16/21 13:57	156-59-2	
trans-1,2-Dichloroethene	ND	mg/kg	0.0054	0.00051	1		08/16/21 13:57	156-60-5	
Methylene Chloride	ND	mg/kg	0.022	0.0053	1		08/16/21 13:57	75-09-2	
Tetrachloroethene	ND	mg/kg	0.0054	0.00040	1		08/16/21 13:57	127-18-4	
1,1,1-Trichloroethane	ND	mg/kg	0.0054	0.00045	1		08/16/21 13:57	71-55-6	
Trichloroethene	**0.045**	mg/kg	0.0054	0.00048	1		08/16/21 13:57	79-01-6	
Vinyl chloride	ND WJ	mg/kg	0.0054	0.00011	1		08/16/21 13:57	75-01-4	
Surrogates									
Dibromofluoromethane (S)	106	%.	73-132		1		08/16/21 13:57	1868-53-7	
Toluene-d8 (S)	94	%.	66-148		1		08/16/21 13:57	2037-26-5	
4-Bromofluorobenzene (S)	99	%.	40-149		1		08/16/21 13:57	460-00-4	
Percent Moisture	Analytical Method: SM 2540G								
	Pace Analytical Services - Indianapolis								
Percent Moisture	**7.3**	%	0.10	0.10	1		08/11/21 11:38		N2

REPORT OF LABORATORY ANALYSIS

10/11/21

This report shall not be reproduced, except in full,
without the written consent of Pace Analytical Services, LLC.

Pace Analytical Services, LLC
7726 Moller Road
Indianapolis, IN 46268
(317)228-3100

ANALYTICAL RESULTS

Project: Amphenol
Pace Project No.: 50294555

Sample: GP-84 SL (22.5'-23.0') **Lab ID: 50294555006** Collected: 08/09/21 12:18 Received: 08/10/21 17:00 Matrix: Solid

Results reported on a "dry weight" basis and are adjusted for percent moisture, sample size and any dilutions.

Parameters	Results	Units	Report Limit	MDL	DF	Prepared	Analyzed	CAS No.	Qual
8260 MSV 5035A VOA	Analytical Method: EPA 8260								
	Pace Analytical Services - Indianapolis								
1,1-Dichloroethane	ND	mg/kg	0.0054	0.00029	1		08/16/21 14:13	75-34-3	
1,2-Dichloroethane	ND	mg/kg	0.0054	0.00039	1		08/16/21 14:13	107-06-2	
cis-1,2-Dichloroethene	**0.0027J**	mg/kg	0.0054	0.00035	1		08/16/21 14:13	156-59-2	
trans-1,2-Dichloroethene	ND	mg/kg	0.0054	0.00024	1		08/16/21 14:13	156-60-5	
Methylene Chloride	ND	mg/kg	0.021	0.0026	1		08/16/21 14:13	75-09-2	
Tetrachloroethene	ND	mg/kg	0.0054	0.00023	1		08/16/21 14:13	127-18-4	
1,1,1-Trichloroethane	ND	mg/kg	0.0054	0.00029	1		08/16/21 14:13	71-55-6	
Trichloroethene	**0.083**	mg/kg	0.0054	0.00029	1		08/16/21 14:13	79-01-6	
Vinyl chloride	ND	mg/kg	0.0054	0.00044	1		08/16/21 14:13	75-01-4	
Surrogates									
Dibromofluoromethane (S)	105	%.	73-132		1		08/16/21 14:13	1868-53-7	
Toluene-d8 (S)	93	%.	66-148		1		08/16/21 14:13	2037-26-5	
4-Bromofluorobenzene (S)	96	%.	40-149		1		08/16/21 14:13	460-00-4	
Percent Moisture	Analytical Method: SM 2540G								
	Pace Analytical Services - Indianapolis								
Percent Moisture	**11.0**	%	0.10	0.10	1		08/11/21 11:38		N2

Pace Analytical Services, LLC
7726 Moller Road
Indianapolis, IN 46268
(317)228-3100

ANALYTICAL RESULTS

Project: Amphenol
Pace Project No.: 50294555

Sample: GP-84 SL (23'-23.5') **Lab ID: 50294555007** Collected: 08/09/21 12:22 Received: 08/10/21 17:00 Matrix: Solid

Results reported on a "dry weight" basis and are adjusted for percent moisture, sample size and any dilutions.

Parameters	Results	Units	Report Limit	MDL	DF	Prepared	Analyzed	CAS No.	Qual
8260 MSV 5035A VOA	Analytical Method: EPA 8260								
	Pace Analytical Services - Indianapolis								
1,1-Dichloroethane	ND	mg/kg	0.0049	0.00045	1		08/17/21 15:09	75-34-3	
1,2-Dichloroethane	ND	mg/kg	0.0049	0.00050	1		08/17/21 15:09	107-06-2	
cis-1,2-Dichloroethene	**0.0044J**	mg/kg	0.0049	0.00047	1		08/17/21 15:09	156-59-2	
trans-1,2-Dichloroethene	ND	mg/kg	0.0049	0.00046	1		08/17/21 15:09	156-60-5	
Methylene Chloride	ND UJ	mg/kg	0.019	0.0048	1		08/17/21 15:09	75-09-2	
Tetrachloroethene	ND	mg/kg	0.0049	0.00036	1		08/17/21 15:09	127-18-4	
1,1,1-Trichloroethane	**0.0033J**	mg/kg	0.0049	0.00041	1		08/17/21 15:09	71-55-6	
Trichloroethene	**0.089**	mg/kg	0.0049	0.00044	1		08/17/21 15:09	79-01-6	
Vinyl chloride	ND	mg/kg	0.0049	0.000096	1		08/17/21 15:09	75-01-4	
Surrogates									
Dibromofluoromethane (S)	109	%.	73-132		1		08/17/21 15:09	1868-53-7	
Toluene-d8 (S)	96	%.	66-148		1		08/17/21 15:09	2037-26-5	
4-Bromofluorobenzene (S)	97	%.	40-149		1		08/17/21 15:09	460-00-4	
Percent Moisture	Analytical Method: SM 2540G								
	Pace Analytical Services - Indianapolis								
Percent Moisture	**9.8**	%	0.10	0.10	1		08/11/21 11:38		N2

10/11/21

REPORT OF LABORATORY ANALYSIS

This report shall not be reproduced, except in full,
without the written consent of Pace Analytical Services, LLC.

Pace Analytical Services, LLC
7726 Moller Road
Indianapolis, IN 46268
(317)228-3100

ANALYTICAL RESULTS

Project: Amphenol
Pace Project No.: 50294555

Sample: GP-84 SL (23.5'-24.0') **Lab ID: 50294555008** Collected: 08/09/21 12:27 Received: 08/10/21 17:00 Matrix: Solid

Results reported on a "dry weight" basis and are adjusted for percent moisture, sample size and any dilutions.

Parameters	Results	Units	Report Limit	MDL	DF	Prepared	Analyzed	CAS No.	Qual
8260 MSV 5035A VOA	Analytical Method: EPA 8260								
	Pace Analytical Services - Indianapolis								
1,1-Dichloroethane	ND	mg/kg	0.0059	0.00032	1		08/16/21 23:12	75-34-3	
1,2-Dichloroethane	ND	mg/kg	0.0059	0.00043	1		08/16/21 23:12	107-06-2	
cis-1,2-Dichloroethene	**0.0055J**	mg/kg	0.0059	0.00039	1		08/16/21 23:12	156-59-2	
trans-1,2-Dichloroethene	**0.00084J** J	mg/kg	0.0059	0.00026	1		08/16/21 23:12	156-60-5	
Methylene Chloride	ND UJ	mg/kg	0.024	0.0029	1		08/16/21 23:12	75-09-2	
Tetrachloroethene	ND UJ	mg/kg	0.0059	0.00025	1		08/16/21 23:12	127-18-4	R1
1,1,1-Trichloroethane	ND	mg/kg	0.0059	0.00032	1		08/16/21 23:12	71-55-6	
Trichloroethene	**0.0040J** J	mg/kg	0.0059	0.00032	1		08/16/21 23:12	79-01-6	M1,R1
Vinyl chloride	ND	mg/kg	0.0059	0.00048	1		08/16/21 23:12	75-01-4	
Surrogates									
Dibromofluoromethane (S)	106	%.	73-132		1		08/16/21 23:12	1868-53-7	
Toluene-d8 (S)	98	%.	66-148		1		08/16/21 23:12	2037-26-5	
4-Bromofluorobenzene (S)	101	%.	40-149		1		08/16/21 23:12	460-00-4	
Percent Moisture	Analytical Method: SM 2540G								
	Pace Analytical Services - Indianapolis								
Percent Moisture	**12.6**	%	0.10	0.10	1		08/11/21 11:38		N2

10/11/21

This report shall not be reproduced, except in full,
without the written consent of Pace Analytical Services, LLC.

Pace Analytical Services, LLC
7726 Moller Road
Indianapolis, IN 46268
(317)228-3100

ANALYTICAL RESULTS

Project: Amphenol
Pace Project No.: 50294555

Sample: GP-85 SL (22.0'-22.5') **Lab ID: 50294555009** Collected: 08/09/21 13:48 Received: 08/10/21 17:00 Matrix: Solid

Results reported on a "dry weight" basis and are adjusted for percent moisture, sample size and any dilutions.

Parameters	Results	Units	Report Limit	MDL	DF	Prepared	Analyzed	CAS No.	Qual
8260 MSV 5035A VOA	Analytical Method: EPA 8260								
	Pace Analytical Services - Indianapolis								
1,1-Dichloroethane	**0.0010J**	mg/kg	0.0049	0.00046	1		08/17/21 15:41	75-34-3	
1,2-Dichloroethane	ND	mg/kg	0.0049	0.00051	1		08/17/21 15:41	107-06-2	
cis-1,2-Dichloroethene	**0.024**	mg/kg	0.0049	0.00047	1		08/17/21 15:41	156-59-2	
trans-1,2-Dichloroethene	**0.0034J**	mg/kg	0.0049	0.00046	1		08/17/21 15:41	156-60-5	
Methylene Chloride	ND UJ	mg/kg	0.020	0.0048	1		08/17/21 15:41	75-09-2	
Tetrachloroethene	ND	mg/kg	0.0049	0.00037	1		08/17/21 15:41	127-18-4	
1,1,1-Trichloroethane	ND	mg/kg	0.0049	0.00041	1		08/17/21 15:41	71-55-6	
Trichloroethene	ND	mg/kg	0.0049	0.00044	1		08/17/21 15:41	79-01-6	
Vinyl chloride	ND	mg/kg	0.0049	0.000098	1		08/17/21 15:41	75-01-4	
Surrogates									
Dibromofluoromethane (S)	107	%.	73-132		1		08/17/21 15:41	1868-53-7	
Toluene-d8 (S)	94	%.	66-148		1		08/17/21 15:41	2037-26-5	
4-Bromofluorobenzene (S)	95	%.	40-149		1		08/17/21 15:41	460-00-4	
Percent Moisture	Analytical Method: SM 2540G								
	Pace Analytical Services - Indianapolis								
Percent Moisture	**7.7**	%	0.10	0.10	1		08/11/21 11:38		N2

10/11/21

This report shall not be reproduced, except in full,
without the written consent of Pace Analytical Services, LLC.

Pace Analytical Services, LLC
7726 Moller Road
Indianapolis, IN 46268
(317)228-3100

ANALYTICAL RESULTS

Project: Amphenol
Pace Project No.: 50294555

Sample: GP-85 SL (22.5'-23.0') **Lab ID: 50294555010** Collected: 08/09/21 13:52 Received: 08/10/21 17:00 Matrix: Solid

Results reported on a "dry weight" basis and are adjusted for percent moisture, sample size and any dilutions.

Parameters	Results	Units	Report Limit	MDL	DF	Prepared	Analyzed	CAS No.	Qual
8260 MSV 5035A VOA	Analytical Method: EPA 8260								
	Pace Analytical Services - Indianapolis								
1,1-Dichloroethane	**0.00093J**	mg/kg	0.0037	0.00020	1		08/17/21 16:28	75-34-3	
1,2-Dichloroethane	ND	mg/kg	0.0037	0.00027	1		08/17/21 16:28	107-06-2	
cis-1,2-Dichloroethene	**0.019**	mg/kg	0.0037	0.00025	1		08/17/21 16:28	156-59-2	
trans-1,2-Dichloroethene	**0.0028J**	mg/kg	0.0037	0.00016	1		08/17/21 16:28	156-60-5	
Methylene Chloride	ND	mg/kg	0.015	0.0018	1		08/17/21 16:28	75-09-2	
Tetrachloroethene	ND	mg/kg	0.0037	0.00016	1		08/17/21 16:28	127-18-4	
1,1,1-Trichloroethane	ND	mg/kg	0.0037	0.00020	1		08/17/21 16:28	71-55-6	
Trichloroethene	ND	mg/kg	0.0037	0.00020	1		08/17/21 16:28	79-01-6	
Vinyl chloride	ND	mg/kg	0.0037	0.00030	1		08/17/21 16:28	75-01-4	
Surrogates									
Dibromofluoromethane (S)	105	%.	73-132		1		08/17/21 16:28	1868-53-7	
Toluene-d8 (S)	94	%.	66-148		1		08/17/21 16:28	2037-26-5	
4-Bromofluorobenzene (S)	99	%.	40-149		1		08/17/21 16:28	460-00-4	
Percent Moisture	Analytical Method: SM 2540G								
	Pace Analytical Services - Indianapolis								
Percent Moisture	**5.4**	%	0.10	0.10	1		08/11/21 11:39		N2

REPORT OF LABORATORY ANALYSIS

10/11/21

This report shall not be reproduced, except in full,
without the written consent of Pace Analytical Services, LLC.

Pace Analytical Services, LLC
7726 Moller Road
Indianapolis, IN 46268
(317)228-3100

ANALYTICAL RESULTS

Project: Amphenol
Pace Project No.: 50294555

Sample: GP-85 SL (23.0'-23.5') **Lab ID: 50294555011** Collected: 08/09/21 14:00 Received: 08/10/21 17:00 Matrix: Solid

Results reported on a "dry weight" basis and are adjusted for percent moisture, sample size and any dilutions.

Parameters	Results	Units	Report Limit	MDL	DF	Prepared	Analyzed	CAS No.	Qual
8260 MSV 5035A VOA	Analytical Method: EPA 8260								
	Pace Analytical Services - Indianapolis								
1,1-Dichloroethane	ND	mg/kg	0.0047	0.00026	1		08/17/21 01:50	75-34-3	
1,2-Dichloroethane	ND	mg/kg	0.0047	0.00034	1		08/17/21 01:50	107-06-2	
cis-1,2-Dichloroethene	**0.00037J**	mg/kg	0.0047	0.00031	1		08/17/21 01:50	156-59-2	
trans-1,2-Dichloroethene	ND UJ	mg/kg	0.0047	0.00021	1		08/17/21 01:50	156-60-5	
Methylene Chloride	ND	mg/kg	0.019	0.0023	1		08/17/21 01:50	75-09-2	
Tetrachloroethene	ND	mg/kg	0.0047	0.00020	1		08/17/21 01:50	127-18-4	
1,1,1-Trichloroethane	ND	mg/kg	0.0047	0.00025	1		08/17/21 01:50	71-55-6	
Trichloroethene	ND	mg/kg	0.0047	0.00026	1		08/17/21 01:50	79-01-6	
Vinyl chloride	ND	mg/kg	0.0047	0.00038	1		08/17/21 01:50	75-01-4	
Surrogates									
Dibromofluoromethane (S)	107	%.	73-132		1		08/17/21 01:50	1868-53-7	
Toluene-d8 (S)	96	%.	66-148		1		08/17/21 01:50	2037-26-5	
4-Bromofluorobenzene (S)	99	%.	40-149		1		08/17/21 01:50	460-00-4	
Percent Moisture	Analytical Method: SM 2540G								
	Pace Analytical Services - Indianapolis								
Percent Moisture	**8.6**	%	0.10	0.10	1		08/11/21 11:39		N2

REPORT OF LABORATORY ANALYSIS

10/11/21

This report shall not be reproduced, except in full,
without the written consent of Pace Analytical Services, LLC.

Pace Analytical Services, LLC
7726 Moller Road
Indianapolis, IN 46268
(317)228-3100

ANALYTICAL RESULTS

Project: Amphenol
Pace Project No.: 50294555

Sample: GP-85 SL (23.5'-24.0') **Lab ID: 50294555012** Collected: 08/09/21 14:05 Received: 08/10/21 17:00 Matrix: Solid

Results reported on a "dry weight" basis and are adjusted for percent moisture, sample size and any dilutions.

Parameters	Results	Units	Report Limit	MDL	DF	Prepared	Analyzed	CAS No.	Qual
8260 MSV 5035A VOA	Analytical Method: EPA 8260								
	Pace Analytical Services - Indianapolis								
1,1-Dichloroethane	ND	mg/kg	0.0047	0.00026	1		08/17/21 02:22	75-34-3	
1,2-Dichloroethane	ND	mg/kg	0.0047	0.00034	1		08/17/21 02:22	107-06-2	
cis-1,2-Dichloroethene	ND	mg/kg	0.0047	0.00031	1		08/17/21 02:22	156-59-2	
trans-1,2-Dichloroethene	ND	mg/kg	0.0047	0.00021	1		08/17/21 02:22	156-60-5	
Methylene Chloride	ND	mg/kg	0.019	0.0023	1		08/17/21 02:22	75-09-2	
Tetrachloroethene	ND	mg/kg	0.0047	0.00020	1		08/17/21 02:22	127-18-4	
1,1,1-Trichloroethane	ND	mg/kg	0.0047	0.00025	1		08/17/21 02:22	71-55-6	
Trichloroethene	ND	mg/kg	0.0047	0.00026	1		08/17/21 02:22	79-01-6	
Vinyl chloride	ND	mg/kg	0.0047	0.00038	1		08/17/21 02:22	75-01-4	
Surrogates									
Dibromofluoromethane (S)	106	%.	73-132		1		08/17/21 02:22	1868-53-7	
Toluene-d8 (S)	93	%.	66-148		1		08/17/21 02:22	2037-26-5	
4-Bromofluorobenzene (S)	97	%.	40-149		1		08/17/21 02:22	460-00-4	
Percent Moisture	Analytical Method: SM 2540G								
	Pace Analytical Services - Indianapolis								
Percent Moisture	**7.9**	%	0.10	0.10	1		08/11/21 11:39		N2

10/11/21

This report shall not be reproduced, except in full,
without the written consent of Pace Analytical Services, LLC.

Pace Analytical Services, LLC
7726 Moller Road
Indianapolis, IN 46268
(317)228-3100

ANALYTICAL RESULTS

Project: Amphenol
Pace Project No.: 50294555

Sample: GP-86 SL (22.75'-23.25') **Lab ID: 50294555013** Collected: 08/09/21 16:05 Received: 08/10/21 17:00 Matrix: Solid

Results reported on a "dry weight" basis and are adjusted for percent moisture, sample size and any dilutions.

Parameters	Results	Units	Report Limit	MDL	DF	Prepared	Analyzed	CAS No.	Qual
8260 MSV 5035A VOA	Analytical Method: EPA 8260								
	Pace Analytical Services - Indianapolis								
1,1-Dichloroethane	ND	mg/kg	0.0051	0.00047	1		08/17/21 16:44	75-34-3	
1,2-Dichloroethane	ND	mg/kg	0.0051	0.00052	1		08/17/21 16:44	107-06-2	
cis-1,2-Dichloroethene	**0.0019J**	mg/kg	0.0051	0.00049	1		08/17/21 16:44	156-59-2	
trans-1,2-Dichloroethene	ND	mg/kg	0.0051	0.00048	1		08/17/21 16:44	156-60-5	
Methylene Chloride	ND UJ	mg/kg	0.020	0.0050	1		08/17/21 16:44	75-09-2	
Tetrachloroethene	ND	mg/kg	0.0051	0.00038	1		08/17/21 16:44	127-18-4	
1,1,1-Trichloroethane	**0.0071**	mg/kg	0.0051	0.00043	1		08/17/21 16:44	71-55-6	
Trichloroethene	**0.16**	mg/kg	0.0051	0.00046	1		08/17/21 16:44	79-01-6	
Vinyl chloride	ND	mg/kg	0.0051	0.00010	1		08/17/21 16:44	75-01-4	
Surrogates									
Dibromofluoromethane (S)	105	%.	73-132		1		08/17/21 16:44	1868-53-7	
Toluene-d8 (S)	93	%.	66-148		1		08/17/21 16:44	2037-26-5	
4-Bromofluorobenzene (S)	100	%.	40-149		1		08/17/21 16:44	460-00-4	
Percent Moisture	Analytical Method: SM 2540G								
	Pace Analytical Services - Indianapolis								
Percent Moisture	**12.7**	%	0.10	0.10	1		08/11/21 11:39		N2

Pace Analytical®
www.pacelabs.com

Pace Analytical Services, LLC
7726 Moller Road
Indianapolis, IN 46268
(317)228-3100

ANALYTICAL RESULTS

Project: Amphenol
Pace Project No.: 50294555

Sample: GP-86 SL (23.25'-23.75') **Lab ID: 50294555014** Collected: 08/09/21 16:00 Received: 08/10/21 17:00 Matrix: Solid

Results reported on a "dry weight" basis and are adjusted for percent moisture, sample size and any dilutions.

Parameters	Results	Units	Report Limit	MDL	DF	Prepared	Analyzed	CAS No.	Qual
8260 MSV 5035A VOA	Analytical Method: EPA 8260								
	Pace Analytical Services - Indianapolis								
1,1-Dichloroethane	ND	mg/kg	0.0047	0.00044	1		08/17/21 17:15	75-34-3	
1,2-Dichloroethane	ND	mg/kg	0.0047	0.00048	1		08/17/21 17:15	107-06-2	
cis-1,2-Dichloroethene	**0.0011J**	mg/kg	0.0047	0.00045	1		08/17/21 17:15	156-59-2	
trans-1,2-Dichloroethene	ND	mg/kg	0.0047	0.00044	1		08/17/21 17:15	156-60-5	
Methylene Chloride	ND U5	mg/kg	0.019	0.0046	1		08/17/21 17:15	75-09-2	
Tetrachloroethene	ND	mg/kg	0.0047	0.00035	1		08/17/21 17:15	127-18-4	
1,1,1-Trichloroethane	**0.0058**	mg/kg	0.0047	0.00040	1		08/17/21 17:15	71-55-6	
Trichloroethene	**0.19**	mg/kg	0.0047	0.00042	1		08/17/21 17:15	79-01-6	
Vinyl chloride	ND	mg/kg	0.0047	0.000093	1		08/17/21 17:15	75-01-4	
Surrogates									
Dibromofluoromethane (S)	100	%.	73-132		1		08/17/21 17:15	1868-53-7	
Toluene-d8 (S)	90	%.	66-148		1		08/17/21 17:15	2037-26-5	
4-Bromofluorobenzene (S)	96	%.	40-149		1		08/17/21 17:15	460-00-4	
Percent Moisture	Analytical Method: SM 2540G								
	Pace Analytical Services - Indianapolis								
Percent Moisture	**12.1**	%	0.10	0.10	1		08/11/21 11:39		N2

Pace Analytical Services, LLC
7726 Moller Road
Indianapolis, IN 46268
(317)228-3100

ANALYTICAL RESULTS

Project: Amphenol
Pace Project No.: 50294555

Sample: GP-86 SL (23.75'-24.25') **Lab ID: 50294555015** Collected: 08/09/21 16:03 Received: 08/10/21 17:00 Matrix: Solid

Results reported on a "dry weight" basis and are adjusted for percent moisture, sample size and any dilutions.

Parameters	Results	Units	Report Limit	MDL	DF	Prepared	Analyzed	CAS No.	Qual
8260 MSV 5035A VOA	Analytical Method: EPA 8260								
	Pace Analytical Services - Indianapolis								
1,1-Dichloroethane	ND	mg/kg	0.0042	0.00039	1		08/17/21 17:47	75-34-3	
1,2-Dichloroethane	ND	mg/kg	0.0042	0.00043	1		08/17/21 17:47	107-06-2	
cis-1,2-Dichloroethene	**0.0068**	mg/kg	0.0042	0.00041	1		08/17/21 17:47	156-59-2	
trans-1,2-Dichloroethene	**0.0012J**	mg/kg	0.0042	0.00040	1		08/17/21 17:47	156-60-5	
Methylene Chloride	ND UJ	mg/kg	0.017	0.0041	1		08/17/21 17:47	75-09-2	
Tetrachloroethene	ND	mg/kg	0.0042	0.00031	1		08/17/21 17:47	127-18-4	
1,1,1-Trichloroethane	**0.011**	mg/kg	0.0042	0.00036	1		08/17/21 17:47	71-55-6	
Trichloroethene	**0.12**	mg/kg	0.0042	0.00038	1		08/17/21 17:47	79-01-6	
Vinyl chloride	ND	mg/kg	0.0042	0.000084	1		08/17/21 17:47	75-01-4	
Surrogates									
Dibromofluoromethane (S)	108	%.	73-132		1		08/17/21 17:47	1868-53-7	
Toluene-d8 (S)	94	%.	66-148		1		08/17/21 17:47	2037-26-5	
4-Bromofluorobenzene (S)	96	%.	40-149		1		08/17/21 17:47	460-00-4	
Percent Moisture	Analytical Method: SM 2540G								
	Pace Analytical Services - Indianapolis								
Percent Moisture	**9.7**	%	0.10	0.10	1		08/11/21 11:39		N2

Pace Analytical Services, LLC
7726 Moller Road
Indianapolis, IN 46268
(317)228-3100

ANALYTICAL RESULTS

Project: Amphenol
Pace Project No.: 50294555

Sample: GP-86 SL (24.25'-24.75') **Lab ID: 50294555016** Collected: 08/09/21 16:08 Received: 08/10/21 17:00 Matrix: Solid

Results reported on a "dry weight" basis and are adjusted for percent moisture, sample size and any dilutions.

Parameters	Results	Units	Report Limit	MDL	DF	Prepared	Analyzed	CAS No.	Qual
8260 MSV 5035A VOA	Analytical Method: EPA 8260								
	Pace Analytical Services - Indianapolis								
1,1-Dichloroethane	ND	mg/kg	0.0047	0.00043	1		08/17/21 18:19	75-34-3	
1,2-Dichloroethane	ND	mg/kg	0.0047	0.00048	1		08/17/21 18:19	107-06-2	
cis-1,2-Dichloroethene	**0.0017J**	mg/kg	0.0047	0.00045	1		08/17/21 18:19	156-59-2	
trans-1,2-Dichloroethene	ND	mg/kg	0.0047	0.00044	1		08/17/21 18:19	156-60-5	
Methylene Chloride	ND UJ	mg/kg	0.019	0.0046	1		08/17/21 18:19	75-09-2	
Tetrachloroethene	ND	mg/kg	0.0047	0.00035	1		08/17/21 18:19	127-18-4	
1,1,1-Trichloroethane	ND	mg/kg	0.0047	0.00039	1		08/17/21 18:19	71-55-6	
Trichloroethene	**0.0061**	mg/kg	0.0047	0.00042	1		08/17/21 18:19	79-01-6	
Vinyl chloride	ND	mg/kg	0.0047	0.000093	1		08/17/21 18:19	75-01-4	
Surrogates									
Dibromofluoromethane (S)	106	%.	73-132		1		08/17/21 18:19	1868-53-7	
Toluene-d8 (S)	95	%.	66-148		1		08/17/21 18:19	2037-26-5	
4-Bromofluorobenzene (S)	98	%.	40-149		1		08/17/21 18:19	460-00-4	
Percent Moisture	Analytical Method: SM 2540G								
	Pace Analytical Services - Indianapolis								
Percent Moisture	**12.2**	%	0.10	0.10	1		08/11/21 11:40		N2

REPORT OF LABORATORY ANALYSIS

10/11/21

This report shall not be reproduced, except in full,
without the written consent of Pace Analytical Services, LLC.

Pace Analytical Services, LLC
7726 Moller Road
Indianapolis, IN 46268
(317)228-3100

ANALYTICAL RESULTS

Project: Amphenol
Pace Project No.: 50294555

Sample: GP-87 SL (10.0'-12.0') **Lab ID: 50294555017** Collected: 08/10/21 09:45 Received: 08/10/21 17:00 Matrix: Solid

Results reported on a "dry weight" basis and are adjusted for percent moisture, sample size and any dilutions.

Parameters	Results	Units	Report Limit	MDL	DF	Prepared	Analyzed	CAS No.	Qual
8260 MSV 5035A VOA	Analytical Method: EPA 8260								
	Pace Analytical Services - Indianapolis								
1,1-Dichloroethane	ND	mg/kg	0.0040	0.00022	1		08/17/21 05:01	75-34-3	
1,2-Dichloroethane	ND	mg/kg	0.0040	0.00029	1		08/17/21 05:01	107-06-2	
cis-1,2-Dichloroethene	ND	mg/kg	0.0040	0.00026	1		08/17/21 05:01	156-59-2	
trans-1,2-Dichloroethene	ND	mg/kg	0.0040	0.00018	1		08/17/21 05:01	156-60-5	
Methylene Chloride	ND	mg/kg	0.016	0.0020	1		08/17/21 05:01	75-09-2	
Tetrachloroethene	ND	mg/kg	0.0040	0.00017	1		08/17/21 05:01	127-18-4	
1,1,1-Trichloroethane	ND	mg/kg	0.0040	0.00022	1		08/17/21 05:01	71-55-6	
Trichloroethene	ND	mg/kg	0.0040	0.00022	1		08/17/21 05:01	79-01-6	
Vinyl chloride	ND	mg/kg	0.0040	0.00032	1		08/17/21 05:01	75-01-4	
Surrogates									
Dibromofluoromethane (S)	102	%.	73-132		1		08/17/21 05:01	1868-53-7	
Toluene-d8 (S)	93	%.	66-148		1		08/17/21 05:01	2037-26-5	
4-Bromofluorobenzene (S)	99	%.	40-149		1		08/17/21 05:01	460-00-4	
Percent Moisture	Analytical Method: SM 2540G								
	Pace Analytical Services - Indianapolis								
Percent Moisture	**14.9**	%	0.10	0.10	1		08/11/21 11:40		N2

REPORT OF LABORATORY ANALYSIS

This report shall not be reproduced, except in full,
without the written consent of Pace Analytical Services, LLC.

10/11/21

Pace Analytical Services, LLC
7726 Moller Road
Indianapolis, IN 46268
(317)228-3100

ANALYTICAL RESULTS

Project: Amphenol
Pace Project No.: 50294555

Sample: GP-87 SL (18.0'-20.0') **Lab ID: 50294555018** Collected: 08/10/21 09:48 Received: 08/10/21 17:00 Matrix: Solid

Results reported on a "dry weight" basis and are adjusted for percent moisture, sample size and any dilutions.

Parameters	Results	Units	Report Limit	MDL	DF	Prepared	Analyzed	CAS No.	Qual
8260 MSV 5035A VOA	Analytical Method: EPA 8260								
	Pace Analytical Services - Indianapolis								
1,1-Dichloroethane	ND	mg/kg	0.0044	0.00041	1		08/17/21 18:51	75-34-3	
1,2-Dichloroethane	ND	mg/kg	0.0044	0.00046	1		08/17/21 18:51	107-06-2	
cis-1,2-Dichloroethene	ND	mg/kg	0.0044	0.00043	1		08/17/21 18:51	156-59-2	
trans-1,2-Dichloroethene	ND	mg/kg	0.0044	0.00042	1		08/17/21 18:51	156-60-5	
Methylene Chloride	ND UJ	mg/kg	0.018	0.0043	1		08/17/21 18:51	75-09-2	
Tetrachloroethene	**0.00078J**	mg/kg	0.0044	0.00033	1		08/17/21 18:51	127-18-4	
1,1,1-Trichloroethane	ND	mg/kg	0.0044	0.00037	1		08/17/21 18:51	71-55-6	
Trichloroethene	**0.031**	mg/kg	0.0044	0.00040	1		08/17/21 18:51	79-01-6	
Vinyl chloride	ND	mg/kg	0.0044	0.000088	1		08/17/21 18:51	75-01-4	
Surrogates									
Dibromofluoromethane (S)	104	%.	73-132		1		08/17/21 18:51	1868-53-7	
Toluene-d8 (S)	94	%.	66-148		1		08/17/21 18:51	2037-26-5	
4-Bromofluorobenzene (S)	100	%.	40-149		1		08/17/21 18:51	460-00-4	
Percent Moisture	Analytical Method: SM 2540G								
	Pace Analytical Services - Indianapolis								
Percent Moisture	**11.6**	%	0.10	0.10	1		08/11/21 11:40		N2

10/11/21

REPORT OF LABORATORY ANALYSIS

This report shall not be reproduced, except in full,
without the written consent of Pace Analytical Services, LLC.

Pace Analytical®
www.pacelabs.com

Pace Analytical Services, LLC
7726 Moller Road
Indianapolis, IN 46268
(317)228-3100

ANALYTICAL RESULTS

Project: Amphenol
Pace Project No.: 50294555

Sample: GP-87 SL (21.0'-21.5') **Lab ID: 50294555019** Collected: 08/10/21 10:06 Received: 08/10/21 17:00 Matrix: Solid

Results reported on a "dry weight" basis and are adjusted for percent moisture, sample size and any dilutions.

Parameters	Results	Units	Report Limit	MDL	DF	Prepared	Analyzed	CAS No.	Qual
8260 MSV 5035A VOA	Analytical Method: EPA 8260								
	Pace Analytical Services - Indianapolis								
1,1-Dichloroethane	ND	mg/kg	0.0043	0.00040	1		08/17/21 19:22	75-34-3	
1,2-Dichloroethane	ND	mg/kg	0.0043	0.00044	1		08/17/21 19:22	107-06-2	
cis-1,2-Dichloroethene	**0.0062**	mg/kg	0.0043	0.00041	1		08/17/21 19:22	156-59-2	
trans-1,2-Dichloroethene	ND	mg/kg	0.0043	0.00040	1		08/17/21 19:22	156-60-5	
Methylene Chloride	ND U5	mg/kg	0.017	0.0042	1		08/17/21 19:22	75-09-2	
Tetrachloroethene	ND	mg/kg	0.0043	0.00032	1		08/17/21 19:22	127-18-4	
1,1,1-Trichloroethane	**0.0029J**	mg/kg	0.0043	0.00036	1		08/17/21 19:22	71-55-6	
Trichloroethene	**0.058**	mg/kg	0.0043	0.00038	1		08/17/21 19:22	79-01-6	
Vinyl chloride	ND	mg/kg	0.0043	0.000085	1		08/17/21 19:22	75-01-4	
Surrogates									
Dibromofluoromethane (S)	104	%.	73-132		1		08/17/21 19:22	1868-53-7	
Toluene-d8 (S)	90	%.	66-148		1		08/17/21 19:22	2037-26-5	
4-Bromofluorobenzene (S)	100	%.	40-149		1		08/17/21 19:22	460-00-4	
Percent Moisture	Analytical Method: SM 2540G								
	Pace Analytical Services - Indianapolis								
Percent Moisture	**10.2**	%	0.10	0.10	1		08/11/21 11:40		N2

10/11/21 D

REPORT OF LABORATORY ANALYSIS

This report shall not be reproduced, except in full,
without the written consent of Pace Analytical Services, LLC.

Pace Analytical Services, LLC
7726 Moller Road
Indianapolis, IN 46268
(317)228-3100

ANALYTICAL RESULTS

Project: Amphenol
Pace Project No.: 50294555

Sample: GP-87 SL (20.0'-20.5') **Lab ID: 50294555020** Collected: 08/10/21 10:03 Received: 08/10/21 17:00 Matrix: Solid

Results reported on a "dry weight" basis and are adjusted for percent moisture, sample size and any dilutions.

Parameters	Results	Units	Report Limit	MDL	DF	Prepared	Analyzed	CAS No.	Qual
8260 MSV 5035A VOA	Analytical Method: EPA 8260								
	Pace Analytical Services - Indianapolis								
1,1-Dichloroethane	ND	mg/kg	0.0046	0.00043	1		08/17/21 19:54	75-34-3	
1,2-Dichloroethane	ND	mg/kg	0.0046	0.00047	1		08/17/21 19:54	107-06-2	
cis-1,2-Dichloroethene	**0.0010J**	mg/kg	0.0046	0.00044	1		08/17/21 19:54	156-59-2	
trans-1,2-Dichloroethene	ND	mg/kg	0.0046	0.00043	1		08/17/21 19:54	156-60-5	
Methylene Chloride	ND UJ	mg/kg	0.018	0.0045	1		08/17/21 19:54	75-09-2	
Tetrachloroethene	**0.0017J**	mg/kg	0.0046	0.00034	1		08/17/21 19:54	127-18-4	
1,1,1-Trichloroethane	ND	mg/kg	0.0046	0.00039	1		08/17/21 19:54	71-55-6	
Trichloroethene	**0.063**	mg/kg	0.0046	0.00041	1		08/17/21 19:54	79-01-6	
Vinyl chloride	ND	mg/kg	0.0046	0.000091	1		08/17/21 19:54	75-01-4	
Surrogates									
Dibromofluoromethane (S)	104	%.	73-132		1		08/17/21 19:54	1868-53-7	
Toluene-d8 (S)	93	%.	66-148		1		08/17/21 19:54	2037-26-5	
4-Bromofluorobenzene (S)	99	%.	40-149		1		08/17/21 19:54	460-00-4	
Percent Moisture	Analytical Method: SM 2540G								
	Pace Analytical Services - Indianapolis								
Percent Moisture	**13.3**	%	0.10	0.10	1		08/11/21 11:40		N2

REPORT OF LABORATORY ANALYSIS

This report shall not be reproduced, except in full,
without the written consent of Pace Analytical Services, LLC.

10/11/21

Pace Analytical Services, LLC
7726 Moller Road
Indianapolis, IN 46268
(317)228-3100

ANALYTICAL RESULTS

Project: Amphenol
Pace Project No.: 50294555

Sample: GP-87 SL (22.0'-22.5') **Lab ID: 50294555021** Collected: 08/10/21 10:10 Received: 08/10/21 17:00 Matrix: Solid

Results reported on a "dry weight" basis and are adjusted for percent moisture, sample size and any dilutions.

Parameters	Results	Units	Report Limit	MDL	DF	Prepared	Analyzed	CAS No.	Qual
8260 MSV 5035A VOA	Analytical Method: EPA 8260								
	Pace Analytical Services - Indianapolis								
1,1-Dichloroethane	ND	mg/kg	0.0039	0.00036	1		08/17/21 20:26	75-34-3	
1,2-Dichloroethane	ND	mg/kg	0.0039	0.00040	1		08/17/21 20:26	107-06-2	
cis-1,2-Dichloroethene	**0.0071**	mg/kg	0.0039	0.00038	1		08/17/21 20:26	156-59-2	
trans-1,2-Dichloroethene	**0.00061J**	mg/kg	0.0039	0.00037	1		08/17/21 20:26	156-60-5	
Methylene Chloride	ND UJ	mg/kg	0.016	0.0038	1		08/17/21 20:26	75-09-2	
Tetrachloroethene	ND	mg/kg	0.0039	0.00029	1		08/17/21 20:26	127-18-4	
1,1,1-Trichloroethane	ND	mg/kg	0.0039	0.00033	1		08/17/21 20:26	71-55-6	
Trichloroethene	**0.0021J**	mg/kg	0.0039	0.00035	1		08/17/21 20:26	79-01-6	
Vinyl chloride	ND	mg/kg	0.0039	0.000078	1		08/17/21 20:26	75-01-4	
Surrogates									
Dibromofluoromethane (S)	109	%.	73-132		1		08/17/21 20:26	1868-53-7	
Toluene-d8 (S)	93	%.	66-148		1		08/17/21 20:26	2037-26-5	
4-Bromofluorobenzene (S)	98	%.	40-149		1		08/17/21 20:26	460-00-4	
Percent Moisture	Analytical Method: SM 2540G								
	Pace Analytical Services - Indianapolis								
Percent Moisture	**9.5**	%	0.10	0.10	1		08/11/21 11:55		N2

REPORT OF LABORATORY ANALYSIS

This report shall not be reproduced, except in full,
without the written consent of Pace Analytical Services, LLC.

10/11/21

Pace Analytical Services, LLC
7726 Moller Road
Indianapolis, IN 46268
(317)228-3100

ANALYTICAL RESULTS

Project: Amphenol
Pace Project No.: 50294555

Sample: GP-88 SL (19.25'-19.75') **Lab ID: 50294555022** Collected: 08/10/21 11:10 Received: 08/10/21 17:00 Matrix: Solid

Results reported on a "dry weight" basis and are adjusted for percent moisture, sample size and any dilutions.

Parameters	Results	Units	Report Limit	MDL	DF	Prepared	Analyzed	CAS No.	Qual
8260 MSV 5035A VOA	Analytical Method: EPA 8260								
	Pace Analytical Services - Indianapolis								
1,1-Dichloroethane	ND	mg/kg	0.0050	0.00047	1		08/16/21 22:56	75-34-3	
1,2-Dichloroethane	ND	mg/kg	0.0050	0.00052	1		08/16/21 22:56	107-06-2	
cis-1,2-Dichloroethene	**0.0014J**	mg/kg	0.0050	0.00048	1		08/16/21 22:56	156-59-2	
trans-1,2-Dichloroethene	ND	mg/kg	0.0050	0.00047	1		08/16/21 22:56	156-60-5	
Methylene Chloride	ND	mg/kg	0.020	0.0049	1		08/16/21 22:56	75-09-2	
Tetrachloroethene	**0.0013J**	mg/kg	0.0050	0.00037	1		08/16/21 22:56	127-18-4	
1,1,1-Trichloroethane	ND	mg/kg	0.0050	0.00042	1		08/16/21 22:56	71-55-6	
Trichloroethene	**0.017**	mg/kg	0.0050	0.00045	1		08/16/21 22:56	79-01-6	
Vinyl chloride	ND	mg/kg	0.0050	0.00010	1		08/16/21 22:56	75-01-4	R1
Surrogates									
Dibromofluoromethane (S)	104	%.	73-132		1		08/16/21 22:56	1868-53-7	
Toluene-d8 (S)	100	%.	66-148		1		08/16/21 22:56	2037-26-5	
4-Bromofluorobenzene (S)	90	%.	40-149		1		08/16/21 22:56	460-00-4	
Percent Moisture	Analytical Method: SM 2540G								
	Pace Analytical Services - Indianapolis								
Percent Moisture	**7.9**	%	0.10	0.10	1		08/11/21 11:55		N2

REPORT OF LABORATORY ANALYSIS

10/11/21

This report shall not be reproduced, except in full,
without the written consent of Pace Analytical Services, LLC.

Pace Analytical Services, LLC
7726 Moller Road
Indianapolis, IN 46268
(317)228-3100

ANALYTICAL RESULTS

Project: Amphenol
Pace Project No.: 50294555

Sample: GP-88 SL (19.75'-20.25') **Lab ID: 50294555023** Collected: 08/10/21 11:20 Received: 08/10/21 17:00 Matrix: Solid

Results reported on a "dry weight" basis and are adjusted for percent moisture, sample size and any dilutions.

Parameters	Results	Units	Report Limit	MDL	DF	Prepared	Analyzed	CAS No.	Qual
8260 MSV 5035A VOA	Analytical Method: EPA 8260								
	Pace Analytical Services - Indianapolis								
1,1-Dichloroethane	ND	mg/kg	0.0047	0.00043	1		08/17/21 20:58	75-34-3	
1,2-Dichloroethane	ND	mg/kg	0.0047	0.00048	1		08/17/21 20:58	107-06-2	
cis-1,2-Dichloroethene	**0.0034J**	mg/kg	0.0047	0.00045	1		08/17/21 20:58	156-59-2	
trans-1,2-Dichloroethene	ND	mg/kg	0.0047	0.00044	1		08/17/21 20:58	156-60-5	
Methylene Chloride	ND KT	mg/kg	0.019	0.0046	1		08/17/21 20:58	75-09-2	
Tetrachloroethene	**0.0016J**	mg/kg	0.0047	0.00035	1		08/17/21 20:58	127-18-4	
1,1,1-Trichloroethane	ND	mg/kg	0.0047	0.00039	1		08/17/21 20:58	71-55-6	
Trichloroethene	**0.058**	mg/kg	0.0047	0.00042	1		08/17/21 20:58	79-01-6	
Vinyl chloride	ND	mg/kg	0.0047	0.000092	1		08/17/21 20:58	75-01-4	
Surrogates									
Dibromofluoromethane (S)	108	%.	73-132		1		08/17/21 20:58	1868-53-7	
Toluene-d8 (S)	91	%.	66-148		1		08/17/21 20:58	2037-26-5	
4-Bromofluorobenzene (S)	97	%.	40-149		1		08/17/21 20:58	460-00-4	
Percent Moisture	Analytical Method: SM 2540G								
	Pace Analytical Services - Indianapolis								
Percent Moisture	**7.6**	%	0.10	0.10	1		08/11/21 11:56		N2

10/11/21

REPORT OF LABORATORY ANALYSIS

This report shall not be reproduced, except in full,
without the written consent of Pace Analytical Services, LLC.

Pace Analytical Services, LLC
7726 Moller Road
Indianapolis, IN 46268
(317)228-3100

ANALYTICAL RESULTS

Project: Amphenol
Pace Project No.: 50294555

Sample: GP-88 SL (20.25'-20.75') **Lab ID: 50294555024** Collected: 08/10/21 11:25 Received: 08/10/21 17:00 Matrix: Solid

Results reported on a "dry weight" basis and are adjusted for percent moisture, sample size and any dilutions.

Parameters	Results	Units	Report Limit	MDL	DF	Prepared	Analyzed	CAS No.	Qual
8260 MSV 5035A VOA	Analytical Method: EPA 8260								
	Pace Analytical Services - Indianapolis								
1,1-Dichloroethane	ND	mg/kg	0.0042	0.00039	1		08/17/21 00:31	75-34-3	
1,2-Dichloroethane	ND	mg/kg	0.0042	0.00043	1		08/17/21 00:31	107-06-2	
cis-1,2-Dichloroethene	**0.012**	mg/kg	0.0042	0.00040	1		08/17/21 00:31	156-59-2	
trans-1,2-Dichloroethene	**0.00069J**	mg/kg	0.0042	0.00039	1		08/17/21 00:31	156-60-5	
Methylene Chloride	ND	mg/kg	0.017	0.0041	1		08/17/21 00:31	75-09-2	
Tetrachloroethene	ND	mg/kg	0.0042	0.00031	1		08/17/21 00:31	127-18-4	
1,1,1-Trichloroethane	**0.0049**	mg/kg	0.0042	0.00035	1		08/17/21 00:31	71-55-6	
Trichloroethene	**0.098**	mg/kg	0.0042	0.00038	1		08/17/21 00:31	79-01-6	
Vinyl chloride	ND	mg/kg	0.0042	0.000083	1		08/17/21 00:31	75-01-4	
Surrogates									
Dibromofluoromethane (S)	105	%.	73-132		1		08/17/21 00:31	1868-53-7	
Toluene-d8 (S)	96	%.	66-148		1		08/17/21 00:31	2037-26-5	
4-Bromofluorobenzene (S)	99	%.	40-149		1		08/17/21 00:31	460-00-4	
Percent Moisture	Analytical Method: SM 2540G								
	Pace Analytical Services - Indianapolis								
Percent Moisture	**9.2**	%	0.10	0.10	1		08/11/21 11:56		N2

REPORT OF LABORATORY ANALYSIS

10/11/21

This report shall not be reproduced, except in full,
without the written consent of Pace Analytical Services, LLC.

Pace Analytical Services, LLC
7726 Moller Road
Indianapolis, IN 46268
(317)228-3100

ANALYTICAL RESULTS

Project: Amphenol
Pace Project No.: 50294555

Sample: GP-88 SL (20.75'-21.25') **Lab ID: 50294555025** Collected: 08/10/21 11:28 Received: 08/10/21 17:00 Matrix: Solid

Results reported on a "dry weight" basis and are adjusted for percent moisture, sample size and any dilutions.

Parameters	Results	Units	Report Limit	MDL	DF	Prepared	Analyzed	CAS No.	Qual
8260 MSV 5035A VOA	Analytical Method: EPA 8260								
	Pace Analytical Services - Indianapolis								
1,1-Dichloroethane	ND	mg/kg	0.0041	0.00038	1		08/17/21 01:03	75-34-3	
1,2-Dichloroethane	ND	mg/kg	0.0041	0.00042	1		08/17/21 01:03	107-06-2	
cis-1,2-Dichloroethene	**0.015**	mg/kg	0.0041	0.00039	1		08/17/21 01:03	156-59-2	
trans-1,2-Dichloroethene	**0.00085J**	mg/kg	0.0041	0.00038	1		08/17/21 01:03	156-60-5	
Methylene Chloride	ND	mg/kg	0.016	0.0040	1		08/17/21 01:03	75-09-2	
Tetrachloroethene	ND	mg/kg	0.0041	0.00030	1		08/17/21 01:03	127-18-4	
1,1,1-Trichloroethane	**0.0041J**	mg/kg	0.0041	0.00034	1		08/17/21 01:03	71-55-6	
Trichloroethene	**0.050**	mg/kg	0.0041	0.00037	1		08/17/21 01:03	79-01-6	
Vinyl chloride	ND	mg/kg	0.0041	0.000081	1		08/17/21 01:03	75-01-4	
Surrogates									
Dibromofluoromethane (S)	108	%.	73-132		1		08/17/21 01:03	1868-53-7	
Toluene-d8 (S)	94	%.	66-148		1		08/17/21 01:03	2037-26-5	
4-Bromofluorobenzene (S)	96	%.	40-149		1		08/17/21 01:03	460-00-4	
Percent Moisture	Analytical Method: SM 2540G								
	Pace Analytical Services - Indianapolis								
Percent Moisture	**8.7**	%	0.10	0.10	1		08/11/21 11:56		N2

REPORT OF LABORATORY ANALYSIS

10/11/21

This report shall not be reproduced, except in full,
without the written consent of Pace Analytical Services, LLC.

Pace Analytical Services, LLC
7726 Moller Road
Indianapolis, IN 46268
(317)228-3100

ANALYTICAL RESULTS

Project: Amphenol
Pace Project No.: 50294555

Sample: GP-89 SL (8.5'-9.0') **Lab ID: 50294555026** Collected: 08/10/21 12:48 Received: 08/10/21 17:00 Matrix: Solid

Results reported on a "dry weight" basis and are adjusted for percent moisture, sample size and any dilutions.

Parameters	Results	Units	Report Limit	MDL	DF	Prepared	Analyzed	CAS No.	Qual
8260 MSV 5035A VOA	Analytical Method: EPA 8260								
	Pace Analytical Services - Indianapolis								
1,1-Dichloroethane	ND	mg/kg	0.0065	0.00060	1		08/17/21 01:34	75-34-3	
1,2-Dichloroethane	ND	mg/kg	0.0065	0.00067	1		08/17/21 01:34	107-06-2	
cis-1,2-Dichloroethene	ND	mg/kg	0.0065	0.00062	1		08/17/21 01:34	156-59-2	
trans-1,2-Dichloroethene	ND	mg/kg	0.0065	0.00061	1		08/17/21 01:34	156-60-5	
Methylene Chloride	ND	mg/kg	0.026	0.0064	1		08/17/21 01:34	75-09-2	
Tetrachloroethene	ND	mg/kg	0.0065	0.00048	1		08/17/21 01:34	127-18-4	
1,1,1-Trichloroethane	ND	mg/kg	0.0065	0.00055	1		08/17/21 01:34	71-55-6	
Trichloroethene	ND	mg/kg	0.0065	0.00058	1		08/17/21 01:34	79-01-6	
Vinyl chloride	ND	mg/kg	0.0065	0.00013	1		08/17/21 01:34	75-01-4	
Surrogates									
Dibromofluoromethane (S)	109	%.	73-132		1		08/17/21 01:34	1868-53-7	
Toluene-d8 (S)	92	%.	66-148		1		08/17/21 01:34	2037-26-5	
4-Bromofluorobenzene (S)	101	%.	40-149		1		08/17/21 01:34	460-00-4	
Percent Moisture	Analytical Method: SM 2540G								
	Pace Analytical Services - Indianapolis								
Percent Moisture	**5.4**	%	0.10	0.10	1		08/11/21 11:56		N2

10/11/21

REPORT OF LABORATORY ANALYSIS

This report shall not be reproduced, except in full,
without the written consent of Pace Analytical Services, LLC.

Pace Analytical Services, LLC
7726 Moller Road
Indianapolis, IN 46268
(317)228-3100

ANALYTICAL RESULTS

Project: Amphenol
Pace Project No.: 50294555

Sample: GP-89 SL (19.25'-19.75') **Lab ID: 50294555027** Collected: 08/10/21 12:53 Received: 08/10/21 17:00 Matrix: Solid

Results reported on a "dry weight" basis and are adjusted for percent moisture, sample size and any dilutions.

Parameters	Results	Units	Report Limit	MDL	DF	Prepared	Analyzed	CAS No.	Qual
8260 MSV 5035A VOA	Analytical Method: EPA 8260								
	Pace Analytical Services - Indianapolis								
1,1-Dichloroethane	ND	mg/kg	0.0049	0.00046	1		08/17/21 02:06	75-34-3	
1,2-Dichloroethane	ND	mg/kg	0.0049	0.00051	1		08/17/21 02:06	107-06-2	
cis-1,2-Dichloroethene	ND	mg/kg	0.0049	0.00047	1		08/17/21 02:06	156-59-2	
trans-1,2-Dichloroethene	ND	mg/kg	0.0049	0.00046	1		08/17/21 02:06	156-60-5	
Methylene Chloride	ND	mg/kg	0.020	0.0048	1		08/17/21 02:06	75-09-2	
Tetrachloroethene	**0.0027J**	mg/kg	0.0049	0.00036	1		08/17/21 02:06	127-18-4	
1,1,1-Trichloroethane	ND	mg/kg	0.0049	0.00041	1		08/17/21 02:06	71-55-6	
Trichloroethene	ND	mg/kg	0.0049	0.00044	1		08/17/21 02:06	79-01-6	
Vinyl chloride	ND	mg/kg	0.0049	0.000098	1		08/17/21 02:06	75-01-4	
Surrogates									
Dibromofluoromethane (S)	112	%.	73-132		1		08/17/21 02:06	1868-53-7	
Toluene-d8 (S)	95	%.	66-148		1		08/17/21 02:06	2037-26-5	
4-Bromofluorobenzene (S)	97	%.	40-149		1		08/17/21 02:06	460-00-4	
Percent Moisture	Analytical Method: SM 2540G								
	Pace Analytical Services - Indianapolis								
Percent Moisture	**9.5**	%	0.10	0.10	1		08/11/21 11:56		N2

10/11/21

This report shall not be reproduced, except in full,
without the written consent of Pace Analytical Services, LLC.

Pace Analytical Services, LLC
7726 Moller Road
Indianapolis, IN 46268
(317)228-3100

ANALYTICAL RESULTS

Project: Amphenol
Pace Project No.: 50294555

Sample: GP-89 SL (19.75'-20.25') **Lab ID: 50294555028** Collected: 08/10/21 12:50 Received: 08/10/21 17:00 Matrix: Solid

Results reported on a "dry weight" basis and are adjusted for percent moisture, sample size and any dilutions.

Parameters	Results	Units	Report Limit	MDL	DF	Prepared	Analyzed	CAS No.	Qual
8260 MSV 5035A VOA	Analytical Method: EPA 8260								
	Pace Analytical Services - Indianapolis								
1,1-Dichloroethane	ND	mg/kg	0.0057	0.00053	1		08/17/21 02:38	75-34-3	
1,2-Dichloroethane	ND	mg/kg	0.0057	0.00059	1		08/17/21 02:38	107-06-2	
cis-1,2-Dichloroethene	**0.0019J**	mg/kg	0.0057	0.00055	1		08/17/21 02:38	156-59-2	
trans-1,2-Dichloroethene	ND	mg/kg	0.0057	0.00054	1		08/17/21 02:38	156-60-5	
Methylene Chloride	ND	mg/kg	0.023	0.0056	1		08/17/21 02:38	75-09-2	
Tetrachloroethene	**0.023**	mg/kg	0.0057	0.00042	1		08/17/21 02:38	127-18-4	
1,1,1-Trichloroethane	ND	mg/kg	0.0057	0.00048	1		08/17/21 02:38	71-55-6	
Trichloroethene	**0.0047J**	mg/kg	0.0057	0.00051	1		08/17/21 02:38	79-01-6	
Vinyl chloride	ND	mg/kg	0.0057	0.00011	1		08/17/21 02:38	75-01-4	
Surrogates									
Dibromofluoromethane (S)	105	%.	73-132		1		08/17/21 02:38	1868-53-7	
Toluene-d8 (S)	94	%.	66-148		1		08/17/21 02:38	2037-26-5	
4-Bromofluorobenzene (S)	97	%.	40-149		1		08/17/21 02:38	460-00-4	
Percent Moisture	Analytical Method: SM 2540G								
	Pace Analytical Services - Indianapolis								
Percent Moisture	**16.9**	%	0.10	0.10	1		08/11/21 11:56		N2

10/a/21

REPORT OF LABORATORY ANALYSIS

This report shall not be reproduced, except in full,
without the written consent of Pace Analytical Services, LLC.

Pace Analytical Services, LLC
7726 Moller Road
Indianapolis, IN 46268
(317)228-3100

ANALYTICAL RESULTS

Project: Amphenol
Pace Project No.: 50294555

Sample: GP-89 SL (20.25'-20.75') **Lab ID: 50294555029** Collected: 08/10/21 13:00 Received: 08/10/21 17:00 Matrix: Solid

Results reported on a "dry weight" basis and are adjusted for percent moisture, sample size and any dilutions.

Parameters	Results	Units	Report Limit	MDL	DF	Prepared	Analyzed	CAS No.	Qual
8260 MSV 5035A VOA	Analytical Method: EPA 8260								
	Pace Analytical Services - Indianapolis								
1,1-Dichloroethane	ND	mg/kg	0.0046	0.00043	1		08/17/21 03:10	75-34-3	
1,2-Dichloroethane	ND	mg/kg	0.0046	0.00048	1		08/17/21 03:10	107-06-2	
cis-1,2-Dichloroethene	**0.0061**	mg/kg	0.0046	0.00044	1		08/17/21 03:10	156-59-2	
trans-1,2-Dichloroethene	**0.00072J**	mg/kg	0.0046	0.00043	1		08/17/21 03:10	156-60-5	
Methylene Chloride	ND	mg/kg	0.019	0.0045	1		08/17/21 03:10	75-09-2	
Tetrachloroethene	**0.00059J**	mg/kg	0.0046	0.00034	1		08/17/21 03:10	127-18-4	
1,1,1-Trichloroethane	ND	mg/kg	0.0046	0.00039	1		08/17/21 03:10	71-55-6	
Trichloroethene	**0.013**	mg/kg	0.0046	0.00042	1		08/17/21 03:10	79-01-6	
Vinyl chloride	ND	mg/kg	0.0046	0.000092	1		08/17/21 03:10	75-01-4	
Surrogates									
Dibromofluoromethane (S)	103	%.	73-132		1		08/17/21 03:10	1868-53-7	
Toluene-d8 (S)	95	%.	66-148		1		08/17/21 03:10	2037-26-5	
4-Bromofluorobenzene (S)	96	%.	40-149		1		08/17/21 03:10	460-00-4	
Percent Moisture	Analytical Method: SM 2540G								
	Pace Analytical Services - Indianapolis								
Percent Moisture	**8.4**	%	0.10	0.10	1		08/11/21 11:56		N2

10/11/21

REPORT OF LABORATORY ANALYSIS

This report shall not be reproduced, except in full,
without the written consent of Pace Analytical Services, LLC.

Pace Analytical Services, LLC
7726 Moller Road
Indianapolis, IN 46268
(317)228-3100

ANALYTICAL RESULTS

Project: Amphenol
Pace Project No.: 50294555

Sample: GP-89 SL (20.50'-21.0') **Lab ID: 50294555030** Collected: 08/10/21 13:05 Received: 08/10/21 17:00 Matrix: Solid

Results reported on a "dry weight" basis and are adjusted for percent moisture, sample size and any dilutions.

Parameters	Results	Units	Report Limit	MDL	DF	Prepared	Analyzed	CAS No.	Qual
8260 MSV 5035A VOA	Analytical Method: EPA 8260								
	Pace Analytical Services - Indianapolis								
1,1-Dichloroethane	ND	mg/kg	0.0045	0.00042	1		08/17/21 03:41	75-34-3	
1,2-Dichloroethane	ND	mg/kg	0.0045	0.00046	1		08/17/21 03:41	107-06-2	
cis-1,2-Dichloroethene	**0.0028J**	mg/kg	0.0045	0.00043	1		08/17/21 03:41	156-59-2	
trans-1,2-Dichloroethene	ND	mg/kg	0.0045	0.00042	1		08/17/21 03:41	156-60-5	
Methylene Chloride	ND	mg/kg	0.018	0.0044	1		08/17/21 03:41	75-09-2	
Tetrachloroethene	ND	mg/kg	0.0045	0.00033	1		08/17/21 03:41	127-18-4	
1,1,1-Trichloroethane	ND	mg/kg	0.0045	0.00038	1		08/17/21 03:41	71-55-6	
Trichloroethene	ND	mg/kg	0.0045	0.00040	1		08/17/21 03:41	79-01-6	
Vinyl chloride	ND	mg/kg	0.0045	0.000089	1		08/17/21 03:41	75-01-4	
Surrogates									
Dibromofluoromethane (S)	102	%.	73-132		1		08/17/21 03:41	1868-53-7	
Toluene-d8 (S)	94	%.	66-148		1		08/17/21 03:41	2037-26-5	
4-Bromofluorobenzene (S)	98	%.	40-149		1		08/17/21 03:41	460-00-4	
Percent Moisture	Analytical Method: SM 2540G								
	Pace Analytical Services - Indianapolis								
Percent Moisture	**4.4**	%	0.10	0.10	1		08/11/21 11:56		N2

10/11/21

This report shall not be reproduced, except in full,
without the written consent of Pace Analytical Services, LLC.

Pace Analytical Services, LLC
7726 Moller Road
Indianapolis, IN 46268
(317)228-3100

ANALYTICAL RESULTS

Project: Amphenol
Pace Project No.: 50294555

Sample: FD-1 SL **Lab ID: 50294555031** Collected: 08/09/21 08:00 Received: 08/10/21 17:00 Matrix: Solid

Results reported on a "dry weight" basis and are adjusted for percent moisture, sample size and any dilutions.

Parameters	Results	Units	Report Limit	MDL	DF	Prepared	Analyzed	CAS No.	Qual
8260 MSV 5035A VOA	Analytical Method: EPA 8260								
	Pace Analytical Services - Indianapolis								
1,1-Dichloroethane	**0.0011J**	mg/kg	0.0043	0.00040	1		08/17/21 04:13	75-34-3	
1,2-Dichloroethane	ND	mg/kg	0.0043	0.00044	1		08/17/21 04:13	107-06-2	
cis-1,2-Dichloroethene	**0.024**	mg/kg	0.0043	0.00041	1		08/17/21 04:13	156-59-2	
trans-1,2-Dichloroethene	**0.0033J**	mg/kg	0.0043	0.00040	1		08/17/21 04:13	156-60-5	
Methylene Chloride	ND	mg/kg	0.017	0.0042	1		08/17/21 04:13	75-09-2	
Tetrachloroethene	ND	mg/kg	0.0043	0.00032	1		08/17/21 04:13	127-18-4	
1,1,1-Trichloroethane	ND	mg/kg	0.0043	0.00036	1		08/17/21 04:13	71-55-6	
Trichloroethene	ND	mg/kg	0.0043	0.00038	1		08/17/21 04:13	79-01-6	
Vinyl chloride	ND	mg/kg	0.0043	0.000085	1		08/17/21 04:13	75-01-4	
Surrogates									
Dibromofluoromethane (S)	103	%.	73-132		1		08/17/21 04:13	1868-53-7	
Toluene-d8 (S)	94	%.	66-148		1		08/17/21 04:13	2037-26-5	
4-Bromofluorobenzene (S)	99	%.	40-149		1		08/17/21 04:13	460-00-4	
Percent Moisture	Analytical Method: SM 2540G								
	Pace Analytical Services - Indianapolis								
Percent Moisture	**8.2**	%	0.10	0.10	1		08/11/21 11:57		N2

REPORT OF LABORATORY ANALYSIS

10/11/21

This report shall not be reproduced, except in full,
without the written consent of Pace Analytical Services, LLC.

Pace Analytical Services, LLC
7726 Moller Road
Indianapolis, IN 46268
(317)228-3100

ANALYTICAL RESULTS

Project: Amphenol
Pace Project No.: 50294555

Sample: FD-2 SL **Lab ID: 50294555032** Collected: 08/09/21 08:00 Received: 08/10/21 17:00 Matrix: Solid

Results reported on a "dry weight" basis and are adjusted for percent moisture, sample size and any dilutions.

Parameters	Results	Units	Report Limit	MDL	DF	Prepared	Analyzed	CAS No.	Qual
8260 MSV 5035A VOA	Analytical Method: EPA 8260								
	Pace Analytical Services - Indianapolis								
1,1-Dichloroethane	ND	mg/kg	0.0052	0.00048	1		08/17/21 04:45	75-34-3	
1,2-Dichloroethane	ND	mg/kg	0.0052	0.00053	1		08/17/21 04:45	107-06-2	
cis-1,2-Dichloroethene	**0.0026J**	mg/kg	0.0052	0.00050	1		08/17/21 04:45	156-59-2	
trans-1,2-Dichloroethene	ND	mg/kg	0.0052	0.00048	1		08/17/21 04:45	156-60-5	
Methylene Chloride	ND	mg/kg	0.021	0.0051	1		08/17/21 04:45	75-09-2	
Tetrachloroethene	ND	mg/kg	0.0052	0.00038	1		08/17/21 04:45	127-18-4	
1,1,1-Trichloroethane	ND	mg/kg	0.0052	0.00043	1		08/17/21 04:45	71-55-6	
Trichloroethene	**0.0036J**	mg/kg	0.0052	0.00046	1		08/17/21 04:45	79-01-6	
Vinyl chloride	ND	mg/kg	0.0052	0.00010	1		08/17/21 04:45	75-01-4	
Surrogates									
Dibromofluoromethane (S)	105	%.	73-132		1		08/17/21 04:45	1868-53-7	
Toluene-d8 (S)	95	%.	66-148		1		08/17/21 04:45	2037-26-5	
4-Bromofluorobenzene (S)	96	%.	40-149		1		08/17/21 04:45	460-00-4	
Percent Moisture	Analytical Method: SM 2540G								
	Pace Analytical Services - Indianapolis								
Percent Moisture	**12.2**	%	0.10	0.10	1		08/11/21 11:57		N2

REPORT OF LABORATORY ANALYSIS

10/11/21

This report shall not be reproduced, except in full,
without the written consent of Pace Analytical Services, LLC.

Pace Analytical Services, LLC
7726 Moller Road
Indianapolis, IN 46268
(317)228-3100

ANALYTICAL RESULTS

Project: Amphenol
Pace Project No.: 50294555

Sample: FD-3 SL **Lab ID: 50294555033** Collected: 08/10/21 08:00 Received: 08/10/21 17:00 Matrix: Solid

Results reported on a "dry weight" basis and are adjusted for percent moisture, sample size and any dilutions.

Parameters	Results	Units	Report Limit	MDL	DF	Prepared	Analyzed	CAS No.	Qual
8260 MSV 5035A VOA	Analytical Method: EPA 8260								
	Pace Analytical Services - Indianapolis								
1,1-Dichloroethane	ND	mg/kg	0.0042	0.00039	1		08/17/21 05:17	75-34-3	
1,2-Dichloroethane	ND	mg/kg	0.0042	0.00043	1		08/17/21 05:17	107-06-2	
cis-1,2-Dichloroethene	**0.012**	mg/kg	0.0042	0.00040	1		08/17/21 05:17	156-59-2	
trans-1,2-Dichloroethene	**0.0011J**	mg/kg	0.0042	0.00040	1		08/17/21 05:17	156-60-5	
Methylene Chloride	ND	mg/kg	0.017	0.0041	1		08/17/21 05:17	75-09-2	
Tetrachloroethene	ND	mg/kg	0.0042	0.00031	1		08/17/21 05:17	127-18-4	
1,1,1-Trichloroethane	ND	mg/kg	0.0042	0.00035	1		08/17/21 05:17	71-55-6	
Trichloroethene	ND	mg/kg	0.0042	0.00038	1		08/17/21 05:17	79-01-6	
Vinyl chloride	ND	mg/kg	0.0042	0.000083	1		08/17/21 05:17	75-01-4	
Surrogates									
Dibromofluoromethane (S)	112	%.	73-132		1		08/17/21 05:17	1868-53-7	
Toluene-d8 (S)	94	%.	66-148		1		08/17/21 05:17	2037-26-5	
4-Bromofluorobenzene (S)	98	%.	40-149		1		08/17/21 05:17	460-00-4	
Percent Moisture	Analytical Method: SM 2540G								
	Pace Analytical Services - Indianapolis								
Percent Moisture	**9.3**	%	0.10	0.10	1		08/11/21 11:57		N2

REPORT OF LABORATORY ANALYSIS

This report shall not be reproduced, except in full,
without the written consent of Pace Analytical Services, LLC.

10/11/21

Pace Analytical Services, LLC
7726 Moller Road
Indianapolis, IN 46268
(317)228-3100

ANALYTICAL RESULTS

Project: Amphenol
Pace Project No.: 50294555

Sample: TB-1 WT **Lab ID: 50294555034** Collected: 08/09/21 08:00 Received: 08/10/21 17:00 Matrix: Solid

Results reported on a "wet-weight" basis

Parameters	Results	Units	Report Limit	MDL	DF	Prepared	Analyzed	CAS No.	Qual
8260 MSV 5035A VOA	Analytical Method: EPA 8260								
	Pace Analytical Services - Indianapolis								
1,1-Dichloroethane	ND	mg/kg	0.0050	0.00046	1		08/17/21 05:48	75-34-3	
1,2-Dichloroethane	ND	mg/kg	0.0050	0.00051	1		08/17/21 05:48	107-06-2	
cis-1,2-Dichloroethene	ND	mg/kg	0.0050	0.00048	1		08/17/21 05:48	156-59-2	
trans-1,2-Dichloroethene	ND	mg/kg	0.0050	0.00047	1		08/17/21 05:48	156-60-5	
Methylene Chloride	ND	mg/kg	0.020	0.0049	1		08/17/21 05:48	75-09-2	
Tetrachloroethene	ND	mg/kg	0.0050	0.00037	1		08/17/21 05:48	127-18-4	
1,1,1-Trichloroethane	ND	mg/kg	0.0050	0.00042	1		08/17/21 05:48	71-55-6	
Trichloroethene	ND	mg/kg	0.0050	0.00045	1		08/17/21 05:48	79-01-6	
Vinyl chloride	ND	mg/kg	0.0050	0.000099	1		08/17/21 05:48	75-01-4	
Surrogates									
Dibromofluoromethane (S)	108	%.	73-132		1		08/17/21 05:48	1868-53-7	
Toluene-d8 (S)	92	%.	66-148		1		08/17/21 05:48	2037-26-5	
4-Bromofluorobenzene (S)	99	%.	40-149		1		08/17/21 05:48	460-00-4	

This report shall not be reproduced, except in full,
without the written consent of Pace Analytical Services, LLC.

Pace Analytical Services, LLC
7726 Moller Road
Indianapolis, IN 46268
(317)228-3100

ANALYTICAL RESULTS

Project: Amphenol
Pace Project No.: 50294555

Sample: TB-2 WT **Lab ID: 50294555035** Collected: 08/10/21 08:00 Received: 08/10/21 17:00 Matrix: Solid

Results reported on a "wet-weight" basis

Parameters	Results	Units	Report Limit	MDL	DF	Prepared	Analyzed	CAS No.	Qual
8260 MSV 5035A VOA	Analytical Method: EPA 8260								
	Pace Analytical Services - Indianapolis								
1,1-Dichloroethane	ND	mg/kg	0.0050	0.00046	1		08/17/21 06:20	75-34-3	
1,2-Dichloroethane	ND	mg/kg	0.0050	0.00051	1		08/17/21 06:20	107-06-2	
cis-1,2-Dichloroethene	ND	mg/kg	0.0050	0.00048	1		08/17/21 06:20	156-59-2	
trans-1,2-Dichloroethene	ND	mg/kg	0.0050	0.00047	1		08/17/21 06:20	156-60-5	
Methylene Chloride	ND	mg/kg	0.020	0.0049	1		08/17/21 06:20	75-09-2	
Tetrachloroethene	ND	mg/kg	0.0050	0.00037	1		08/17/21 06:20	127-18-4	
1,1,1-Trichloroethane	ND	mg/kg	0.0050	0.00042	1		08/17/21 06:20	71-55-6	
Trichloroethene	ND	mg/kg	0.0050	0.00045	1		08/17/21 06:20	79-01-6	
Vinyl chloride	ND	mg/kg	0.0050	0.000099	1		08/17/21 06:20	75-01-4	
Surrogates									
Dibromofluoromethane (S)	107	%.	73-132		1		08/17/21 06:20	1868-53-7	
Toluene-d8 (S)	91	%.	66-148		1		08/17/21 06:20	2037-26-5	
4-Bromofluorobenzene (S)	100	%.	40-149		1		08/17/21 06:20	460-00-4	

This report shall not be reproduced, except in full,
without the written consent of Pace Analytical Services, LLC.

Pace Analytical Services, LLC
7726 Moller Road
Indianapolis, IN 46268
(317)228-3100

ANALYTICAL RESULTS

Project: Amphenol
Pace Project No.: 50294555

Sample: EB-1 WT **Lab ID: 50294555036** Collected: 08/09/21 15:50 Received: 08/10/21 17:00 Matrix: Water

Parameters	Results	Units	Report Limit	MDL	DF	Prepared	Analyzed	CAS No.	Qual
8260/5030 MSV	Analytical Method: EPA 8260								
	Pace Analytical Services - Indianapolis								
1,1-Dichloroethane	ND UJ	ug/L	5.0	0.35	1		08/12/21 14:58	75-34-3	
1,2-Dichloroethane	ND	ug/L	5.0	0.31	1		08/12/21 14:58	107-06-2	
cis-1,2-Dichloroethene	ND	ug/L	5.0	0.31	1		08/12/21 14:58	156-59-2	
trans-1,2-Dichloroethene	ND	ug/L	5.0	0.27	1		08/12/21 14:58	156-60-5	
Methylene Chloride	**1.1J** 5.0 UJ	ug/L	5.0	0.86	1		08/12/21 14:58	75-09-2	
Tetrachloroethene	ND UJ	ug/L	5.0	0.51	1		08/12/21 14:58	127-18-4	L1
1,1,1-Trichloroethane	ND UJ	ug/L	5.0	0.46	1		08/12/21 14:58	71-55-6	
Trichloroethene	ND	ug/L	5.0	0.48	1		08/12/21 14:58	79-01-6	
Vinyl chloride	ND	ug/L	2.0	0.41	1		08/12/21 14:58	75-01-4	
Surrogates									
Dibromofluoromethane (S)	105	%.	78-120		1		08/12/21 14:58	1868-53-7	
4-Bromofluorobenzene (S)	99	%.	78-117		1		08/12/21 14:58	460-00-4	
Toluene-d8 (S)	121	%.	77-118		1		08/12/21 14:58	2037-26-5	S3

REPORT OF LABORATORY ANALYSIS

10/11/21

This report shall not be reproduced, except in full,
without the written consent of Pace Analytical Services, LLC.

Pace Analytical®
www.pacelabs.com

Pace Analytical Services, LLC
7726 Moller Road
Indianapolis, IN 46268
(317)228-3100

ANALYTICAL RESULTS

Project: Amphenol
Pace Project No.: 50294555

Sample: EB-2 WT **Lab ID: 50294555037** Collected: 08/10/21 13:15 Received: 08/10/21 17:00 Matrix: Water

Parameters	Results	Units	Report Limit	MDL	DF	Prepared	Analyzed	CAS No.	Qual
8260/5030 MSV	Analytical Method: EPA 8260 Pace Analytical Services - Indianapolis								
1,1-Dichloroethane	ND	ug/L	5.0	0.35	1		08/12/21 15:31	75-34-3	
1,2-Dichloroethane	ND	ug/L	5.0	0.31	1		08/12/21 15:31	107-06-2	
cis-1,2-Dichloroethene	ND	ug/L	5.0	0.31	1		08/12/21 15:31	156-59-2	
trans-1,2-Dichloroethene	ND	ug/L	5.0	0.27	1		08/12/21 15:31	156-60-5	
Methylene Chloride	ND	ug/L	5.0	0.86	1		08/12/21 15:31	75-09-2	
Tetrachloroethene	ND KJ	ug/L	5.0	0.51	1		08/12/21 15:31	127-18-4	L1
1,1,1-Trichloroethane	ND	ug/L	5.0	0.46	1		08/12/21 15:31	71-55-6	
Trichloroethene	ND	ug/L	5.0	0.48	1		08/12/21 15:31	79-01-6	
Vinyl chloride	ND	ug/L	2.0	0.41	1		08/12/21 15:31	75-01-4	
Surrogates									
Dibromofluoromethane (S)	105	%.	78-120		1		08/12/21 15:31	1868-53-7	
4-Bromofluorobenzene (S)	99	%.	78-117		1		08/12/21 15:31	460-00-4	
Toluene-d8 (S)	122	%.	77-118		1		08/12/21 15:31	2037-26-5	S3

LDC #: 52071A1a
SDG #: 50294555
Laboratory: Pace Analytical Services, LLC

VALIDATION COMPLETENESS WORKSHEET
Level III/IV

Date: 9/27/21
Page: 1 of 2
Reviewer: [illegible]
2nd Reviewer: [illegible]

METHOD: GC/MS Volatiles (EPA SW 846 Method 8260C

The samples listed below were reviewed for each of the following validation areas. Validation findings are noted in attached validation findings worksheets.

	Validation Area		Comments
I.	Sample receipt/Technical holding times	A / A	
II.	GC/MS Instrument performance check	A	
III.	Initial calibration/ICV	A / A	% RSD ≤ ~~15/30~~ 20, 12 ICV ≤ 30
IV.	Continuing calibration	SW	CCV ≤ 20
V.	Laboratory Blanks	SW	
VI.	Field blanks	SW	TB = *34, 35 EB = 36, 37*
VII.	Surrogate spikes	SW	-
VIII.	Matrix spike/Matrix spike duplicates	SW	
IX.	Laboratory control samples	SW	LCS/D
X.	Field duplicates	SW	D = 9, 31 16, 32 21, 33
XI.	Internal standards	A	
XII.	Compound quantitation RL/LOQ/LODs	A	Not reviewed for Level III validation (MI)
XIII.	Target compound identification	A	Not reviewed for Level III validation
XIV.	System performance	A	Not reviewed for Level III validation
XV.	Overall assessment of data	A	

Note: A = Acceptable; N = Not provided/applicable; SW = See worksheet; ND = No compounds detected; R = Rinsate; FB = Field blank; D = Duplicate; TB = Trip blank; EB = Equipment blank; SB=Source blank; OTHER:

**Indicates sample underwent Level IV validation

	Client ID	Lab ID	Matrix	Date
1 2	GP-83 SL (20'-20.5')	50294555001	Soil	08/09/21
2 2	GP-83 SL (25.0'-25.5')	50294555002	Soil	08/09/21
3 2	GP-83 SL (25.5'-26.0')	50294555003	Soil	08/09/21
4 2	GP-83 SL (26.0'-26.5')	50294555004	Soil	08/09/21
5 2	GP-84 SL (22.0'-23.0')	50294555005	Soil	08/09/21
6 3	GP-84 SL (22.5'-23.0')	50294555006	Soil	08/09/21
7 7	GP-84 SL (23'-23.5')	50294555007	Soil	08/09/21
8 5	GP-84 SL (23.5'-24.0')	50294555008	Soil	08/09/21
9 7	GP-85 SL (22.0'-22.5') D	50294555009	Soil	08/09/21
10 6	GP-85 SL (22.5'-23.0')**	50294555010**	Soil	08/09/21
11 5	GP-85 SL (23.0'-23.5')	50294555011	Soil	08/09/21
12 5	GP-85 SL (23.5'-24.0')	50294555012	Soil	08/09/21
13 7	GP-86 SL (22.75'-23.25')	50294555013	Soil	08/09/21
14 7	GP-86 SL (23.25'-23.75')	50294555014	Soil	08/09/21

LDC #: 52071A1a

SDG #: 50294555

Laboratory: Pace Analytical Services, LLC

VALIDATION COMPLETENESS WORKSHEET

Level III/IV

Date: 9/27/21

Page: 2 of 2

Reviewer:

2nd Reviewer:

METHOD: GC/MS Volatiles (EPA SW 846 Method 8260)

	Client ID	Lab ID	Matrix	Date
15 7	GP-86 SL (23.75'-24.25')**	50294555015**	Soil	08/09/21
16 7	GP-86 SL (24.25'-24.75') D_1	50294555016	Soil	08/09/21
17 5	GP-87 SL (10.0'-12.0')	50294555017	Soil	08/10/21
18 7	GP-87 SL (18.0'-20.0')	50294555018	Soil	08/10/21
19 7	GP-87 SL (21.0'-21.5')	50294555019	Soil	08/10/21
20 7	GP-87 SL (20.0'-20.5')**	50294555020**	Soil	08/10/21
21 7	GP-87 SL (22.0'-22.5') D_2	50294555021	Soil	08/10/21
22 4	GP-88 SL (19.25'-19.75')	50294555022	Soil	08/10/21
23 7	GP-88 SL (19.75'-20.25')	50294555023	Soil	08/10/21
24 4	GP-88 SL (20.25'-20.75')	50294555024	Soil	08/10/21
25 4	GP-88 SL (20.75-21.25')**	50294555025**	Soil	08/10/21
26 4	GP-89 SL (8.5'-9.0')	50294555026	Soil	08/10/21
27 4	GP-89 SL (19.25'-19.75')	50294555027	Soil	08/10/21
28 4	GP-89 SL (19.75'-20.25')	50294555028	Soil	08/10/21
29 4	GP-89 SL (20.25'-20.75')	50294555029	Soil	08/10/21
30 4	GP-89 SL (20.50'-21.0')	50294555030	Soil	08/10/21
31 4	FD-1 SL D	50294555031	Soil	08/09/21
32 4	FD-2 SL D_1	50294555032	Soil	08/09/21
33 4	FD-3 SL D_2	50294555033	Soil	08/10/21
34 4	TB-1 WT	50294555034	Soil	08/09/21
35 4	TB-2 WT	50294555035	Soil	08/10/21
36 1	EB-1 WT	50294555036	Water	08/09/21
37 1	EB-2 WT	50294555037	Water	08/10/21
38 5	GP-84 SL (23.5'-24.0')MS	50294555008MS	Soil	08/09/21
39 5	GP-84 SL (23.5'-24.0')MSD	50294555008MSD	Soil	08/09/21
40 4	GP-88 SL (19.25'-19.75')MS	50294555022MS	Soil	08/10/21
41 4	GP-88 SL (19.25'-19.75')MSD	50294555022MSD	Soil	08/10/21
42				
43				
44				

Notes:

+	1	2924083	5	2927305				
-	2	2927279	6	2927778				
-	3	2927290	7	2927946				
-	4	2927300						

LDC #: 52071A|a

VALIDATION FINDINGS CHECKLIST

Reviewer: FT

Method: Volatiles (EPA SW 846 Method 8260 Cy

Validation Area	Yes	No	NA	Findings/Comments
I. Technical holding times				
Were all technical holding times met?	✓			
Was cooler temperature criteria met?	✓			
II. GC/MS Instrument performance check				
Were the BFB performance results reviewed and found to be within the specified criteria?	✓			
Were all samples analyzed within the 12 hour clock criteria?	✓			
IIIa. Initial calibration				
Did the laboratory perform a 5 point calibration prior to sample analysis?	✓			
Were all percent relative standard deviations (%RSD) and relative response factors (RRF) within method criteria for all CCCs and SPCCs?	✓			
Was a curve fit used for evaluation? If yes, did the initial calibration meet the curve fit acceptance criteria of ≥ 0.990?	✓			
Were all percent relative standard deviations (%RSD) ≤ 30%/15%, 20% and relative response factors (RRF) ≥ 0.05?	✓			
IIIb. Initial Calibration Verification				
Was an initial calibration verification standard analyzed after each initial calibration for each instrument?	✓			
Were all percent differences (%D) ≤ 20%, 30%?	✓			
IV. Continuing calibration				
Was a continuing calibration standard analyzed at least once every 12 hours for each instrument?	✓			
Were all percent differences (%D) and relative response factors (RRF) within method criteria for all CCCs and SPCCs?	✓			
Were all percent differences (%D) ≤ 20% and relative response factors (RRF) ≥ 0.05?		✓		
V. Laboratory Blanks				
Was a laboratory blank associated with every sample in this SDG?	✓			
Was a laboratory blank analyzed at least once every 12 hours for each matrix and concentration?	✓			
Was there contamination in the laboratory blanks?	✓			
VI. Field blanks				
Were field blanks were identified in this SDG?	✓			
Were target compounds detected in the field blanks?	✓			
VII. Surrogate spikes				
Were all surrogate percent recovery (%R) within QC limits?		✓		
If the percent recovery (%R) for one or more surrogates was out of QC limits, was a reanalysis performed to confirm samples with %R outside of criteria?		✓		

LDC #: 52071 A1a

VALIDATION FINDINGS CHECKLIST

Reviewer: FT

VIII. Matrix spike/Matrix spike duplicates				
Were matrix spike (MS) and matrix spike duplicate (MSD) analyzed in this SDG?	✓			
Were the MS/MSD percent recoveries (%R) and the relative percent differences (RPD) within the QC limits?		✓		
IX. Laboratory control samples				
Was an LCS analyzed per analytical batch?	✓			
Were the LCS percent recoveries (%R) and relative percent difference (RPD) within the QC limits?		✓		
X. Field duplicates				
Were field duplicate pairs identified in this SDG?	✓			
Were target compounds detected in the field duplicates?	✓			
XI. Internal standards				
Were internal standard area counts within -50% to +100% of the associated calibration standard?	✓			
Were retention times within ± 30 seconds of the associated calibration standard?	✓			
XII. Target analyte quantitation				
Did the laboratory LOQs/RLs meet the QAPP LOQs/RLs?	✓			
Were the correct internal standard (IS), quantitation ion and relative response factor (RRF) used to quantitate the compound?	✓			
Were compound quantitation and RLs adjusted to reflect all sample dilutions and dry weight factors applicable to level IV validation?	✓			
XIII. Target analuyte identification				
Were relative retention times (RRT's) within ± 0.06 RRT units of the standard?	✓			
Did compound spectra meet specified EPA "Functional Guidelines" criteria?	✓			
Were chromatogram peaks verified and accounted for?	✓			
XIV. System performance				
System performance was found to be acceptable.	✓			
XV. Overall assessment of data				
Overall assessment of data was found to be acceptable.	✓			

TARGET COMPOUND WORKSHEET

METHOD: VOA

A. Chloromethane	AA. Tetrachloroethene	AAA. 1,3,5-Trimethylbenzene	AAAA. Ethyl tert-butyl ether	A1. 1,3-Butadiene
B. Bromomethane	BB. 1,1,2,2-Tetrachloroethane	BBB. 4-Chlorotoluene	BBBB. tert-Amyl methyl ether	B1. Hexane
C. Vinyl choride	CC. Toluene	CCC. tert-Butylbenzene	CCCC. 1-Chlorohexane	C1. Heptane
D. Chloroethane	DD. Chlorobenzene	DDD. 1,2,4-Trimethylbenzene	DDDD. Isopropyl alcohol	D1. Propylene
E. Methylene chloride	EE. Ethylbenzene	EEE. sec-Butylbenzene	EEEE. Acetonitrile	E1. Freon 11
F. Acetone	FF. Styrene	FFF. 1,3-Dichlorobenzene	FFFF. Acrolein	F1. Freon 12
G. Carbon disulfide	GG. Xylenes, total	GGG. p-Isopropyltoluene	GGGG. Acrylonitrile	G1. Freon 113
H. 1,1-Dichloroethene	HH. Vinyl acetate	HHH. 1,4-Dichlorobenzene	HHHH. 1,4-Dioxane	H1. Freon 114
I. 1,1-Dichloroethane	II. 2-Chloroethylvinyl ether	III. n-Butylbenzene	IIII. Isobutyl alcohol	I1. 2-Nitropropane
J. 1,2-Dichloroethene, total	JJ. Dichlorodifluoromethane	JJJ. 1,2-Dichlorobenzene	JJJJ. Methacrylonitrile	J1. Dimethyl disulfide
K. Chloroform	KK. Trichlorofluoromethane	KKK. 1,2,4-Trichlorobenzene	KKKK. Propionitrile	K1. 2,3-Dimethyl pentane
L. 1,2-Dichloroethane	LL. Methyl-tert-butyl ether	LLL. Hexachlorobutadiene	LLLL. Ethyl ether	L1. 2,4-Dimethyl pentane
M. 2-Butanone	MM. 1,2-Dibromo-3-chloropropane	MMM. Naphthalene	MMMM. Benzyl chloride	M1. 3,3-Dimethyl pentane
N. 1,1,1-Trichloroethane	NN. Methyl ethyl ketone	NNN. 1,2,3-Trichlorobenzene	NNNN. Iodomethane	N1. 2-Methylpentane
O. Carbon tetrachloride	OO. 2,2-Dichloropropane	OOO. 1,3,5-Trichlorobenzene	OOOO.1,1-Difluoroethane	O1. 3-Methylpentane
P. Bromodichloromethane	PP. Bromochloromethane	PPP. trans-1,2-Dichloroethene	PPPP. Tetrahydrofuran	P1. 3-Ethylpentane
Q. 1,2-Dichloropropane	QQ. 1,1-Dichloropropene	QQQ. cis-1,2-Dichloroethene	QQQQ. Methyl acetate	Q1. 2,2-Dimethylpentane
R. cis-1,3-Dichloropropene	RR. Dibromomethane	RRR. m,p-Xylenes	RRRR. Ethyl acetate	R1. 2,2,3- Trimethylbutane
S. Trichloroethene	SS. 1,3-Dichloropropane	SSS. o-Xylene	SSSS. Cyclohexane	S1. 2,2,4-Trimethylpentane
T. Dibromochloromethane	TT. 1,2-Dibromoethane	TTT. 1,1,2-Trichloro-1,2,2-trifluoroethane	TTTT. Methyl cyclohexane	T1. 2-Methylhexane
U. 1,1,2-Trichloroethane	UU. 1,1,1,2-Tetrachloroethane	UUU. 1,2-Dichlorotetrafluoroethane	UUUU. Allyl chloride	U1. Nonanal
V. Benzene	VV. Isopropylbenzene	VVV. 4-Ethyltoluene	VVVV. Methyl methacrylate	V1. 2-Methylnaphthalene
W. trans-1,3-Dichloropropene	WW. Bromobenzene	WWW. Ethanol	WWWW. Ethyl methacrylate	W1. Methanol
X. Bromoform	XX. 1,2,3-Trichloropropane	XXX. Di-isopropyl ether	XXXX. cis-1,4-Dichloro-2-butene	X1. 1,2,3-Trimethylbenzene
Y. 4-Methyl-2-pentanone	YY. n-Propylbenzene	YYY. tert-Butanol	YYYY. trans-1,4-Dichloro-2-butene	Y1. 2-Propanol
Z. 2-Hexanone	ZZ. 2-Chlorotoluene	ZZZ. tert-Butyl alcohol	ZZZZ. Pentachloroethane	Z1.

LDC #: 5207/A/a

VALIDATION FINDINGS WORKSHEET
Continuing Calibration

Page: 1 of 1
Reviewer: FT

METHOD: GC/MS VOA (EPA SW 846 Method 8260 C)

Please see qualifications below for all questions answered "N". Not applicable questions are identified as "N/A".

Y N N/A Was a continuing calibration standard analyzed at least once every 12 hours for each instrument?
Y N N/A Were percent differences (%D) and relative response factors (RRF) within method criteria for all CCC's and SPCC's ?
Y N N/A Were all %D and RRFs within the validation criteria of ≤20 %D and ≥0.05 RRF ?

#	Date	Standard ID	Compound	Finding %D (Limit: ≤20.0%)	Finding RRF (Limit: ≥0.05)	Associated Samples	Qualifications
5	8/16/21	19572374-CCV	PPP	20.2153		8, 11, 12, 38, 39	J/UJ/A (ND+Det)
	2105		E	24.2989		2927305-MB	↓
			AA	27.2672		#17 ↓	↓
2	8/16/21	19565915-CCV	C	20.2457		1→5	J/UJ/A (ND)
	0843					2927279-MB	
7	8/17/21	19574161-CCV	E	21.5691		7, 9, 13→16,	J/UJ/A (ND)
	0952					18→21, 23	
						2927946-MB	
1	8/12/21	19550761-CCV	AA	~~24~~ 26.8584		36, 37,	J/UJ/A (ND)
	1215					2924083-MB	

CONCAL.wpd

LDC #: 52071 A/a

VALIDATION FINDINGS WORKSHEET
Blanks

Reviewer: FT

METHOD: GC/MS VOA (EPA SW 846 Method 8260 (1)
Please see qualifications below for all questions answered "N". Not applicable questions are identified as "N/A".
Y N N/A Was a method blank associated with every sample in this SDG?
Y N N/A Was a method blank analyzed at least once every 12 hours for each matrix and concentration?
Y N N/A Was there contamination in the method blanks? If yes, please see the qualifications below.

Blank analysis date: 8/12/21
Conc. units: ug/L Associated Samples: 36, 37

Compound	Blank ID	Sample Identification								
	2924083-MB	36								
2 E	1.6		1.1 /5.0U							

Blank analysis date:
Conc. units: Associated Samples:

Compound	Blank ID	Sample Identification								

All results were qualified using the criteria stated below except those circled.

Note: Common contaminants such as Methylene chloride, Acetone, 2-Butanone, Carbon disulfide and TICs that were detected in samples within ten times the associated method blank concentration were qualified as not detected, "U". Other contaminants within five times the method blank concentration were also qualified as not detected, "U".

LDC #: 5207/A/a

VALIDATION FINDINGS WORKSHEET
Field Blanks

Page: 1 of 1
Reviewer: FT

METHOD: GC/MS VOA (EPA SW 846 Method 8260 C

Y N N/A Were field blanks identified in this SDG?
Y N N/A Were target compounds detected in the field blanks?

Blank units: ug/L **Associated sample units:** mg/kg
Sampling date: 8/9/21
Field blank type: (circle one) Field Blank / Rinsate / Trip Blank / Other: EB Associated Samples: 1-7, 14, 15, 16 (ND)

Compound	Blank ID	Sample Identification								
	36									
~~EE~~	1.1									

Blank units: _____ **Associated sample units:** _____
Sampling date: _____
Field blank type: (circle one) Field Blank / Rinsate / Trip Blank / Other: _____ Associated Samples: _____

Compound	Blank ID	Sample Identification								

CIRCLED RESULTS WERE NOT QUALIFIED. ALL RESULTS NOT CIRCLED WERE QUALIFIED BY THE FOLLOWING STATEMENT:
Common contaminants such as Methylene chloride, Acetone, 2-Butanone and Carbon disulfide that were detected in samples within ten times the associated field blank concentration were qualified as not detected, "U". Other contaminants within five times the field blank concentration were also qualified as not detected, "U".

LDC #: 52071 A/a

VALIDATION FINDINGS WORKSHEET
Surrogate Spikes

Reviewer: FT

METHOD: GC/MS VOA (EPA SW 846 Method 8260 C)

Please see qualifications below for all questions answered "N". Not applicable questions are identified as "N/A".

Y N N/A Were all surrogate %R within QC limits?

Y N N/A If the percent recovery (%R) for one or more surrogates was out of QC limits, was a reanalysis performed to confirm samples with %R out of outside of criteria?

#	Sample ID	Surrogate	%Recovery (Limits)	Qualifications
	36	Tol	121 (77-118)	Jdet /P ND + Det
			( )	
			( )	
	37	Tol	122 (↓)	Jdet /P ND
			( )	
			( )	
			( )	
			( )	
			( )	
			( )	
			( )	
			( )	
			( )	
			( )	
			( )	
			( )	
			( )	
			( )	

SMC1 (TOL) = Toluene-d8
SMC2 (BFB) = Bromofluorobenzene
SMC3 (DCE) = 1,2-Dichloroethane-d4
SMC4 (DFM) = Dibromofluoromethane

.LDC #: 52071A/a

VALIDATION FINDINGS WORKSHEET
Matrix Spike/Matrix Spike Duplicates

Reviewer: FT

METHOD : GC/MS VOA (EPA SW 846 Method 8260 C

Please see qualifications below for all questions answered "N". Not applicable questions are identified as "N/A".

Y N N/A Were a matrix spike (MS) and matrix spike duplicate (MSD) analyzed for each matrix in this SDG? If no, indicate which matrix does not have an associated MS/MSD. Soil / Water.

Y N N/A Was a MS/MSD analyzed every 20 samples of each matrix?

Y N N/A Were the MS/MSD percent recoveries (%R) and the relative percent differences (RPD) within the QC limits?

#	MS/MSD ID	Compound	MS %R (Limits)	MSD %R (Limits)	RPD (Limits)	Associated Samples	Qualifications
	40 + 41	C	( )	( )	26 (20)	2 2	Jdet/A ND
			( )	( )	( )		
			( )	( )	( )		
			( )	( )	( )		
			( )	( )	( )		
			( )	( )	( )		
			( )	( )	( )		
	38+39	AA	( )	( )	24 (20)	8	Jdet/A ND
		S	( )	( )	118 (20)	↓	↓ Det
		S	( )	392 (10-16 8)	( )	↓	↓ Det
			( )	( )	( )		
			( )	( )	( )		
			( )	( )	( )		
			( )	( )	( )		
			( )	( )	( )		
			( )	( )	( )		
			( )	( )	( )		
			( )	( )	( )		
			( )	( )	( )		
			( )	( )	( )		
			( )	( )	( )		

LDC #: 52071A/a

VALIDATION FINDINGS WORKSHEET
Laboratory Control Samples (LCS)

Page: 1 of 1
Reviewer: FT

METHOD: GC/MS VOA (EPA SW 846 Method 8260 C)

Please see qualifications below for all questions answered "N". Not applicable questions are identified as "N/A".

Y N N/A Was a LCS required?

Y N N/A Were the LCS percent recoveries (%R) and relative percent difference (RPD) within the QC limits?

#	LCS/LCSD ID	Compound	LCS %R (Limits)	LCSD %R (Limits)	RPD (Limits)	Associated Samples	Qualifications
	2924084-LCS	AA	138 (70-124)	( )	( )	36, 37, 2924083-MB	J all / P ND
			( )	( )	( )		
			( )	( )	( )		
			( )	( )	( )		
			( )	( )	( )		
			( )	( )	( )		
			( )	( )	( )		
			( )	( )	( )		
			( )	( )	( )		
			( )	( )	( )		
			( )	( )	( )		
			( )	( )	( )		
			( )	( )	( )		
			( )	( )	( )		
			( )	( )	( )		
			( )	( )	( )		
			( )	( )	( )		
			( )	( )	( )		
			( )	( )	( )		
			( )	( )	( )		
			( )	( )	( )		
			( )	( )	( )		
			( )	( )	( )		
			( )	( )	( )		
			( )	( )	( )		
			( )	( )	( )		
			( )	( )	( )		

LDC #: 5207/A/a

VALIDATION FINDINGS WORKSHEET
Field Duplicates

Page: 1 of 1
Reviewer: FT
2nd reviewer:

METHOD: GC/MS VOA (EPA Method 8260C)

Y N N/A Were field duplicate pairs identified in this SDG?
Y N N/A Were target compounds detected in the field duplicate pairs?

Compound	Concentration (mg/kg)		RPD (≤ %)	QUAL
	9	31		
I	0.0010	0.0011	10	
QQQ	0.024	0.024	0	
PPP	0.0034	0.0033	3	

Compound	Concentration (mg/kg)		RPD (≤ %)	QUAL
	16	32		
QQQ	0.0017	0.0026	42	
S	0.0061	0.0036	52	

LDC #: 32071A ka

VALIDATION FINDINGS WORKSHEET
Field Duplicates

Page: 1 of 1
Reviewer: FT
2nd reviewer: _____

METHOD: GC/MS VOA (EPA Method 8260C)

Y N N/A Were field duplicate pairs identified in this SDG?
Y N N/A Were target compounds detected in the field duplicate pairs?

Compound	Concentration (mg/kg)		RPD (≤ %)	QUAL
	21	33		
QQQ	0.0071	0.012	51	
PPP	0.00061	0.0011	57	
S	0.0021	0.00424	~~67~~ NC	

Compound	Concentration ( )		RPD (≤ %)	QUAL

LDC #: 52071A/a

VALIDATION FINDINGS WORKSHEET
Initial Calibration Calculation Verification

Reviewer: FT

METHOD: GC/MS VOA (EPA SW 846 Method 8260 G

The Relative Response Factor (RRF), average RRF, and percent relative standard deviation (%RSD) were recalculated for the compounds identified below using the following calculations:

RRF = $(A_x)(C_{is})/(A_{is})(C_x)$
average RRF = sum of the RRFs/number of standards
%RSD = 100 * (S/X)

A_x = Area of compound,
C_x = Concentration of compound,
S = Standard deviation of the RRFs
X = Mean of the RRFs

A_{is} = Area of associated internal standard
C_{is} = Concentration of internal standard

#	Standard ID	Calibration Date	Compound (Reference Internal Standard)	Reported RRF (20 std)	Recalc RRF (20 std)	Reported Average RRF (initial)	Recalc Average RRF (initial)	Reported %RSD	Recalc %RSD
1	ICAL-A 50MV3A	7/28/21	QQQ (1st internal standard)	0.31732	0.31732	0.31192	0.31192	5.97112	5.97112
			AA (2nd internal standard)	0.57986	0.57986	0.54890	0.54890	10.07154	10.07154
			(3rd internal standard)						
			(4th internal standard)						
2	ICAL-B 50MV3B	7/28/21	QQQ (1st internal standard)	0.32405	0.32405	0.29865	0.29865	7.01114	7.01114
			AA (2nd internal standard)	0.55601	0.55601	0.51197	0.51197	10.28593	10.28593
			(3rd internal standard)						
			(4th internal standard)						
3			(1st internal standard)						
			(2nd internal standard)						
			(3rd internal standard)						
			(4th internal standard)						
4			(1st internal standard)						
			(2nd internal standard)						
			(3rd internal standard)						
			(4th internal standard)						

LDC #: 52071A/a

VALIDATION FINDINGS WORKSHEET
Continuing Calibration Results Verification

Reviewer: FT

METHOD: GC/MS VOA (EPA SW 846 Method 8260 C)

The percent difference (%D) of the initial calibration average Relative Response Factors (RRFs) and the continuing calibration RRFs were recalculated for the compounds identified below using the following calculation:

% Difference = 100 * (ave. RRF - RRF)/ave. RRF
RRF = $(A_x)(C_{is})/(A_{is})(C_x)$

Where: ave. RRF = initial calibration average RRF
RRF = continuing calibration RRF
A_x = Area of compound, A_{is} = Area of associated internal standard
C_x = Concentration of compound, C_{is} = Concentration of internal standard

#	Standard ID	Calibration Date	Compound (Reference internal Standard)	Average RRF (initial)	Reported RRF (CC)	Recalculated RRF (CC)	Reported %D	Recalculated %D
1	19573913 CCV	8/17/21	QQQ (1st internal standard)	0.31192	0.29273	0.29273	6.1502	6.1502
			AA (2nd internal standard)	0.54890	0.49423	0.49423	9.9615	9.9615
			(3rd internal standard)					
			(4th internal standard)					
2	19565740 CCV	8/16/21	QQQ (1st internal standard)	0.29865	0.33172	0.33172	11.0728	11.0728
			AA (2nd internal standard)	0.51197	0.56446	0.56446	10.2521	10.2521
			(3rd internal standard)					
			(4th internal standard)					
3	19574161 CCV	8/17/21	QQQ (1st internal standard)	0.29865	0.30098	0.30098	0.7804	0.7804
			AA (2nd internal standard)	0.51197	0.47806	0.47806	6.6224	6.6224
			(3rd internal standard)					
			(4th internal standard)					
4			(1st internal standard)					
			(2nd internal standard)					
			(3rd internal standard)					
			(4th internal standard)					

Comments: Refer to Continuing Calibration findings worksheet for list of qualifications and associated samples when reported results do not agree within 10.0% of the recalculated results.

LDC #: 52071A/a

VALIDATION FINDINGS WORKSHEET
Surrogate Results Verification

Reviewer: FT

METHOD: GC/MS VOA (EPA SW 846 Method 8260 C)

The percent recoveries (%R) of surrogates were recalculated for the compounds identified below using the following calculation:

% Recovery: SF/SS * 100

Where: SF = Surrogate Found
SS = Surrogate Spiked

Sample ID: #10

	Surrogate Spiked	Surrogate Found	Percent Recovery Reported	Percent Recovery Recalculated	Percent Difference
Dibromofluoromethane	50	52.5	105	105	0
1,2-Dichloroethane-d4					
Toluene-d8	50	46.78	94	94	0
Bromofluorobenzene	↓	49.26	99	99	0

Sample ID:

	Surrogate Spiked	Surrogate Found	Percent Recovery Reported	Percent Recovery Recalculated	Percent Difference
Dibromofluoromethane					
1,2-Dichloroethane-d4					
Toluene-d8					
Bromofluorobenzene					

Sample ID:

	Surrogate Spiked	Surrogate Found	Percent Recovery Reported	Percent Recovery Recalculated	Percent Difference
Dibromofluoromethane					
1,2-Dichloroethane-d4					
Toluene-d8					
Bromofluorobenzene					

Sample ID:

	Surrogate Spiked	Surrogate Found	Percent Recovery Reported	Percent Recovery Recalculated	Percent Difference
Dibromofluoromethane					
1,2-Dichloroethane-d4					
Toluene-d8					
Bromofluorobenzene					

Sample ID:

	Surrogate Spiked	Surrogate Found	Percent Recovery Reported	Percent Recovery Recalculated	Percent Difference
Dibromofluoromethane					
1,2-Dichloroethane-d4					
Toluene-d8					
Bromofluorobenzene					

LDC #: 5207/A/a

VALIDATION FINDINGS WORKSHEET
Matrix Spike/Matrix Spike Duplicates Results Verification

Reviewer: FT

METHOD: GC/MS VOA (EPA Method 8260 C)

The percent recoveries (%R) and Relative Percent Difference (RPD) of the matrix spike and matrix spike duplicate were recalculated for the compounds identified below using the following calculation:

% Recovery = 100 * (SSC - SC)/SA Where: SSC = Spiked sample concentration, SA = Spike added, SC = Sample concentration

RPD = I MSC - MSC I * 2/(MSC + MSDC) MSC = Matrix spike concentration MSDC = Matrix spike duplicate concentration

MS/MSD sample: 40 & 41

Compound	Spike Added (mg/kg)		Sample Concentration (mg/kg)	Spiked Sample Concentration (mg/kg)		Matrix Spike Percent Recovery		Matrix Spike Duplicate Percent Recovery		MS/MSD RPD	
	MS	MSD	------	MS	MSD	Reported	Recalc	Reported	Recalc	Reported	Recalculated
~~1,1-Dichloroethene~~ DDQ	0.056	0.052	0.0014	0.059	0.049	101	101	92	92	17	17
Trichloroethene	↓	↓	0.017	0.079	0.078	109	109	116	116	2	2
~~Benzene~~											
Toluene											
Chlorobenzene											

Comments: Refer to Matrix Spike/Matrix Spike Duplicates findings worksheet for list of qualifications and associated samples when reported results do not agree within 10.0% of the recalculated results.

LDC #: 52071A/a

VALIDATION FINDINGS WORKSHEET
Laboratory Control Sample Results Verification

Reviewer: FT

METHOD: GC/MS VOA (EPA Method 8260 C)

The percent recoveries (%R) and Relative Percent Difference (RPD) of the laboratoy control sample and laboratory control sample duplicate (if applicable) were recalculated for the compounds identified below using the following calculation:

% Recovery = 100 * SSC/SA Where: SSC = Spiked sample concentration
SA = Spike added

RPD = I LCSC - LCSDC I * 2/(LCSC + LCSDC) LCSC = Laboraotry control sample concentration LCSDC = Laboratory control sample duplicate concentration

LCS ID: 297301 LCS

Compound	Spike Added (mg/Kg)		Spiked Sample Concentration (mg/Kg)		LCS Percent Recovery		LCSD Percent Recovery		LCS/LCSD RPD	
	LCS	LCSD	LCS	LCSD	Reported	Recalc.	Reported	Recalc.	Reported	Recalculated
~~1,1-Dichloroethene~~	0.05	NA	0.046	NA	91	91				
Trichloroethene	0.05	↓	0.046	↓	91	91				
Benzene										
Toluene										
Chlorobenzene										

Comments: Refer to Laboratory Control Sample findings worksheet for list of qualifications and associated samples when reported results do not agree within 10.0% of the recalculated results.

LDC #: 52071A/a

VALIDATION FINDINGS WORKSHEET
Sample Calculation Verification

Reviewer: FT

METHOD: GC/MS VOA (EPA SW 846 Method 8260 C)

Y N N/A Were all reported results recalculated and verified for all level IV samples?

Y N N/A Were all recalculated results for detected target compounds agree within 10.0% of the reported results?

Concentration = $\frac{(A_x)(I_s)(DF)}{(A_{is})(RRF)(V_o)(\%S)}$

A_x = Area of the characteristic ion (EICP) for the compound to be measured

A_{is} = Area of the characteristic ion (EICP) for the specific internal standard

I_s = Amount of internal standard added in nanograms (ng)

RRF = Relative response factor of the calibration standard.

V_o = Volume or weight of sample pruged in milliliters (ml) or grams (g).

Df = Dilution factor.

%S = Percent solids, applicable to soils and solid matrices only.

Example: 15

Sample I.D. #2, QQQ

Conc. = $\frac{(7273)(50)(1/1000)(5)}{(152397)(0.29865)(0.903)(6.55)}$

0.00675 mg/kg

%M = ~~7.2~~ 9.7 p = 284

#	Sample ID	Compound	Reported Concentration (mg/Kg)	Calculated Concentration (mg/Kg)	Qualification
	#2	QQQ	~~0.00062~~	0.00675	
			0.0068		

LABORATORY DATA CONSULTANTS, INC.
2701 Loker Ave. West, Suite 220, Carlsbad, CA 92010 Bus: 760-827-1100 Fax: 760-827-1099

IWM Consulting Group
7428 Rockville Road
Indianapolis, IN 46214
ATTN: Brad Gentry
bgentry@iwmconsult.com

March 1, 2022

SUBJECT: Former Amphenol Facility, Bendix, Data Validation

Dear Mr. Gentry,

Enclosed is the final validation report for the fraction listed below. This SDG was received on January 27, 2022. Attachment 1 is a summary of the samples that were reviewed for analysis.

LDC Project #53261:

SDG #	**Fraction:**
50307230 50307384	Volatiles

The data validation was performed under Level III & IV guidelines. The analyses were validated using the following documents, as applicable to each method:

- Supplemental Off-Site Soil and Groundwater Investigation Work Plan, Franklin Power Products, Inc./Amphenol Corporation, Franklin, Indiana (July 2021)
- USEPA National Functional Guidelines (NFG) for Organic Superfund Methods Data Review (January 2017)
- EPA SW 846, Third Edition, Test Methods for Evaluating Solid Waste, update 1, July 1992; update IIA, August 1993; update II, September 1994; update IIB, January 1995; update III, December 1996; update IIIA, April 1998; IIIB, November 2004; update IV, February 2007; update V, July 2014; update VI, July 2018

Please feel free to contact us if you have any questions.

Sincerely,

Pei Geng

Pei Geng
pgeng@lab-data.com
Project Manager/Senior Chemist

Email DVR/cc: cparks@iwmconsult.com

60 pages-DL

Attachment 1

90/10 III/IV

LDC# 53261 (IWM Consulting Group - Indianapolis, IN / Former Amphenol Facility, Bendix)

LDC	SDG#	DATE REC'D	(3) DATE DUE	(9) VOA (8260)																																	
Matrix:	Water/Soil			W	S	W	S	W	S	W	S	W	S	W	S	W	S	W	S	W	S	W	S	W	S	W	S	W	S	W	S	W	S	W	S	W	S
A	50307230	01/27/22	02/17/22	2	12																																
A	50307230	01/27/22	02/17/22	0	2																																
B	50307384	01/27/22	02/17/22	8	0																																
B	50307384	01/27/22	02/17/22	1	0																																
Total	T/PG			11	14	0	0	0	0	0	0	0	0	0	0	0	0	0	0	0	0	0	0	0	0	0	0	0	0	0	0	0	0	0	0	0	25

Shaded cells indicate Level IV validation (all other cells are Level III validation). These counts do not include MS, MSD, Dups.

V:\LOGIN\IWM\Former Amphenol\53261ST-Bendix.wpd

Laboratory Data Consultants, Inc.
Data Validation Report

Project/Site Name: Former Amphenol Facility, Bendix

LDC Report Date: February 28, 2022

Parameters: Volatiles

Validation Level: Level III & IV

Laboratory: Pace Analytical Services, LLC, Indianapolis, IN

Sample Delivery Group (SDG): 50307230

Sample Identification	Laboratory Sample Identification	Matrix	Collection Date
GP-90 (11-11.25')	50307230001	Soil	01/17/22
GP-90 (17-17.25')	50307230002	Soil	01/17/22
GP-90 (20.25-20.5')**	50307230003**	Soil	01/17/22
GP-90 (20.5-20.75')	50307230004	Soil	01/17/22
GP-91 (10-10.25')	50307230005	Soil	01/17/22
GP-91 (13.75-14')	50307230006	Soil	01/17/22
GP-91 (19.5-19.75')	50307230007	Soil	01/17/22
GP-91 (19.75-20')**	50307230008**	Soil	01/17/22
GP-92 (10-10.25')	50307230009	Soil	01/17/22
GP-92 (14-14.25')	50307230010	Soil	01/17/22
GP-92 (18.75-19')	50307230011	Soil	01/17/22
GP-92 (19-19.25')	50307230012	Soil	01/17/22
FD-1	50307230013	Soil	01/17/22
FD-2	50307230014	Soil	01/17/22
EB-1	50307230015	Water	01/17/22
TB-1 (trip blanks)	50307230016	Water	01/17/22
GP-92 (10-10.25')MS	50307230009MS	Soil	01/17/22
GP-92 (10-10.25')MSD	50307230009MSD	Soil	01/17/22
GP-92 (19-19.25')MS	50307230012MS	Soil	01/17/22
GP-92 (19-19.25')MSD	50307230012MSD	Soil	01/17/22

**Indicates sample underwent Level IV validation

Introduction

This Data Validation Report (DVR) presents data validation findings and results for the associated samples listed on the cover page. Data validation was performed in accordance with the cover page. Data validation was performed in accordance with the Supplemental Off-Site Soil and Groundwater Investigation Work Plan, Franklin Power Products, Inc./Amphenol Corporation, Franklin, Indiana (July 2021) and a modified outline of the USEPA National Functional Guidelines (NFG) for Organic Superfund Methods Data Review (January 2017). Where specific guidance was not available, the data has been evaluated in a conservative manner consistent with industry standards using professional experience.

The analyses were performed by the following method:

Volatile Organic Compounds (VOCs) by Environmental Protection Agency (EPA) SW 846 Method 8260

All sample results were subjected to Level III data validation, which comprises an evaluation of quality control (QC) summary results. Samples appended with a double asterisk on the cover page were subjected to Level IV data validation, which is comprised of the QC summary forms as well as the raw data, to confirm sample quantitation and identification.

The following are definitions of the data qualifiers utilized during data validation:

J (Estimated): The analyte was analyzed for and positively identified by the laboratory; however the reported concentration is estimated due to non-conformances discovered during data validation.

U (Non-detected): The analyte was analyzed for and positively identified by the laboratory; however the analyte should be considered non-detected at the reported concentration due to the presence of contaminants detected in the associated blank(s).

UJ (Non-detected estimated): The analyte was reported as not detected by the laboratory; however the reported quantitation/detection limit is estimated due to non-conformances discovered during data validation.

R (Rejected): The sample results were rejected due to gross non-conformances discovered during data validation. Data qualified as rejected is not usable.

NA (Not Applicable): The non-conformance discovered during data validation demonstrates a high bias, while the affected analyte in the associated sample(s) was reported as not detected by the laboratory and did not warrant the qualification of the data.

A qualification summary table is provided at the end of this report if data has been qualified. Flags are classified as P (protocol) or A (advisory) to indicate whether the flag is due to a laboratory deviation from a specified protocol or is of technical advisory nature.

I. Sample Receipt and Technical Holding Times

All samples were received in good condition and cooler temperatures upon receipt met validation criteria.

All technical holding time requirements were met.

II. GC/MS Instrument Performance Check

A bromofluorobenzene (BFB) tune was performed at 12 hour intervals.

All ion abundance requirements were met.

III. Initial Calibration and Initial Calibration Verification

An initial calibration was performed as required by the method.

For analytes where average relative response factors (RRFs) were utilized, the percent relative standard deviations (%RSD) were less than or equal to 20.0%.

In the case where the laboratory used a calibration curve to evaluate the analytes, all coefficients of determination (r^2) were greater than or equal to 0.990.

Average relative response factors (RRF) for all analytes were within validation criteria.

The percent differences (%D) of the initial calibration verification (ICV) standard were less than or equal to 30.0% for all analytes.

IV. Continuing Calibration

Continuing calibration was performed at the required frequencies.

The percent differences (%D) were less than or equal to 20.0% for all analytes.

V. Laboratory Blanks

Laboratory blanks were analyzed as required by the method. No contaminants were found in the laboratory blanks.

VI. Field Blanks

Samples TB-1 (trip blanks) was identified as trip blank. No contaminants were found with the following exceptions:

Blank ID	Collection Date	Analyte	Concentration	Associated Samples
TB-1 (trip blanks)	01/17/21	Methylene chloride	3.6 ug/L	GP-90 (11-11.25') GP-90 (17-17.25') GP-90 (20.25-20.5')** GP-90 (20.5-20.75') GP-91 (10-10.25') GP-91 (13.75-14') GP-91 (19.5-19.75') GP-91 (19.75-20')** GP-92 (10-10.25') GP-92 (14-14.25') GP-92 (18.75-19') GP-92 (19-19.25') FD-1 FD-2 EB-1 GP-92 (10-10.25')MS GP-92 (10-10.25')MSD GP-92 (19-19.25')MS GP-92 (19-19.25')MSD

Samples EB-1 was identified as equipment blank. No contaminants were found.

Sample concentrations were compared to concentrations detected in the field blanks. The sample concentrations were either not detected or were significantly greater than the concentrations found in the associated field blanks.

VII. Surrogates

Surrogates were added to all samples as required by the method. All surrogate recoveries (%R) were within QC limits.

VIII. Matrix Spike/Matrix Spike Duplicates

Matrix spike (MS) and matrix spike duplicate (MSD) sample analysis was performed on an associated project sample. Percent recoveries (%R) were within QC limits with the following exceptions:

Spike ID (Associated Samples)	Analyte	MS (%R) (Limits)	MSD (%R) (Limits)	Flag	A or P
GP-92 (19-19.25')MS/MSD (GP-92 (19-19.25'))	cis-1,2-Dichloroethene	- -	-4 (30-145)	J (all detects)	A

For GP-92 (19-19.25')MS/MSD, no data were qualified for trichloroethene percent recoveries outside the QC limits since the parent sample results were greater than 4X the spike concentration.

Relative percent differences (RPD) were within QC limits with the following exceptions:

Spike ID (Associated Samples)	Analyte	RPD (Limits)	Flag	A or P
GP-92 (10-10.25')MS/MSD (GP-92 (10-10.25'))	1,1,1-Trichloroethane cis-1,2-Dichloroethene Tetrachloroethene trans-1,2-Dichloroethene Trichloroethene	30 (≤20) 22 (≤20) 53 (≤20) 23 (≤20) 34 (≤20)	NA	-
GP-92 (19-19.25')MS/MSD (GP-92 (19-19.25'))	cis-1,2-Dichloroethene Tetrachloroethene	30 (≤20) 50 (≤20)	J (all detects) J (all detects)	A

IX. Laboratory Control Samples

Laboratory control samples (LCS) were analyzed as required by the method. Percent recoveries (%R) were within QC limits.

X. Field Duplicates

Samples GP-91 (10-10.25') and FD-1 and samples GP-92 (19-19.25') and FD-2 were identified as field duplicates. No results were detected in any of the samples with the following exceptions:

Analyte	Concentration (ug/L)		RPD
	GP-91 (10-10.25')	FD-1	
Trichloroethene	0.00043	0.0045U	165

Analyte	Concentration (ug/L)		RPD
	GP-92 (19-19.25')	FD-2	
cis-1,2-Dichloroethene	0.063	0.069	161
trans-1,2-Dichloroethene	0.0035	0.0048U	Not calculable
Tetrachloroethene	0.00089	0.0076	158
1,1,1-Trichloroethane	0.0087	0.0011	155
Trichloroethene	1.2	0.059	181
Vinyl chloride	0.00078	0.0048U	Not calculable

XI. Internal Standards

All internal standard areas and retention times were within QC limits with the following exceptions:

Sample	Internal Standards	Area (Limits)	Affected Analyte	Flag	A or P
GP-91 (10-10.25')	Fluorobenzene Chlorobenzene-d5	53725 (75768.5-303074) 43390 (56121-224484)	All analytes	J (all detects) UJ (all non-detects)	P
GP-91 (19.5-19.75')	Fluorobenzene Chlorobenzene-d5	44792 (75768.5-303074) 35903 (56121-224484)	All analytes	J (all detects) UJ (all non-detects)	P

XII. Target Analyte Quantitation

All target analyte quantitation met validation criteria for samples which underwent Level IV validation. Raw data were not reviewed for Level III validation.

XIII. Target Analyte Identification

All target analyte identifications met validation criteria for samples which underwent Level IV validation. Raw data were not reviewed for Level III validation.

XIV. System Performance

The system performance was acceptable for samples which underwent Level IV validation. Raw data were not reviewed for Level III validation.

XV. Overall Assessment of Data

The analysis was conducted within all specifications of the method. No results were rejected in this SDG.

Due to MS/MSD %R and RPD, and internal standard %R, data were qualified as estimated in three samples.

The quality control criteria reviewed, other than those discussed above, were met and are considered acceptable.

Former Amphenol Facility, Bendix
Volatiles - Data Qualification Summary - SDG 50307230

Sample	Analyte	Flag	A or P	Reason
GP-92 (19-19.25')	cis-1,2-Dichloroethene	J (all detects)	A	Matrix spike/Matrix spike duplicate (%R)(RPD)
GP-92 (19-19.25')	Tetrachloroethene	J (all detects)	A	Matrix spike/Matrix spike duplicate (RPD)
GP-91 (10-10.25') GP-91 (19.5-19.75')	All analytes	J (all detects) UJ (all non-detects)	P	Internal standards (%R)

Former Amphenol Facility, Bendix
Volatiles - Laboratory Blank Data Qualification Summary - SDG 50307230

No Sample Data Qualified in this SDG

Former Amphenol Facility, Bendix
Volatiles - Field Blank Data Qualification Summary - SDG 50307230

No Sample Data Qualified in this SDG

Pace Analytical Services, LLC
7726 Moller Road
Indianapolis, IN 46268
(317)228-3100

ANALYTICAL RESULTS

Project: Former Bendix Facility
Pace Project No.: 50307230

Sample: GP-90 SL (11-11.25') **Lab ID: 50307230001** Collected: 01/17/22 09:40 Received: 01/17/22 15:45 Matrix: Solid

Results reported on a "dry weight" basis and are adjusted for percent moisture, sample size and any dilutions.

Parameters	Results	Units	Report Limit	MDL	DF	Prepared	Analyzed	CAS No.	Qual
8260 MSV 5035A VOA	Analytical Method: EPA 8260								
	Pace Analytical Services - Indianapolis								
1,1-Dichloroethane	ND	mg/kg	0.0043	0.00036	1		01/19/22 18:35	75-34-3	
1,2-Dichloroethane	ND	mg/kg	0.0043	0.00031	1		01/19/22 18:35	107-06-2	
cis-1,2-Dichloroethene	ND	mg/kg	0.0043	0.00032	1		01/19/22 18:35	156-59-2	
trans-1,2-Dichloroethene	ND	mg/kg	0.0043	0.00030	1		01/19/22 18:35	156-60-5	
Methylene Chloride	ND	mg/kg	0.017	0.0036	1		01/19/22 18:35	75-09-2	
Tetrachloroethene	ND	mg/kg	0.0043	0.00034	1		01/19/22 18:35	127-18-4	
1,1,1-Trichloroethane	ND	mg/kg	0.0043	0.00039	1		01/19/22 18:35	71-55-6	
Trichloroethene	ND	mg/kg	0.0043	0.00039	1		01/19/22 18:35	79-01-6	
Vinyl chloride	ND	mg/kg	0.0043	0.00024	1		01/19/22 18:35	75-01-4	
Surrogates									
Dibromofluoromethane (S)	102	%.	73-132		1		01/19/22 18:35	1868-53-7	
Toluene-d8 (S)	101	%.	66-148		1		01/19/22 18:35	2037-26-5	
4-Bromofluorobenzene (S)	94	%.	40-149		1		01/19/22 18:35	460-00-4	
Percent Moisture	Analytical Method: SM 2540G								
	Pace Analytical Services - Indianapolis								
Percent Moisture	**14.0**	%	0.10	0.10	1		01/19/22 09:39		N2

REPORT OF LABORATORY ANALYSIS

This report shall not be reproduced, except in full,
without the written consent of Pace Analytical Services, LLC.

2/28/22

Pace Analytical Services, LLC
7726 Moller Road
Indianapolis, IN 46268
(317)228-3100

ANALYTICAL RESULTS

Project: Former Bendix Facility
Pace Project No.: 50307230

Sample: GP-90 SL (17-17.25') **Lab ID: 50307230002** Collected: 01/17/22 09:45 Received: 01/17/22 15:45 Matrix: Solid

Results reported on a "dry weight" basis and are adjusted for percent moisture, sample size and any dilutions.

Parameters	Results	Units	Report Limit	MDL	DF	Prepared	Analyzed	CAS No.	Qual
8260 MSV 5035A VOA	Analytical Method: EPA 8260								
	Pace Analytical Services - Indianapolis								
1,1-Dichloroethane	ND	mg/kg	0.0041	0.00034	1		01/19/22 18:56	75-34-3	
1,2-Dichloroethane	ND	mg/kg	0.0041	0.00030	1		01/19/22 18:56	107-06-2	
cis-1,2-Dichloroethene	ND	mg/kg	0.0041	0.00030	1		01/19/22 18:56	156-59-2	
trans-1,2-Dichloroethene	ND	mg/kg	0.0041	0.00029	1		01/19/22 18:56	156-60-5	
Methylene Chloride	ND	mg/kg	0.016	0.0035	1		01/19/22 18:56	75-09-2	
Tetrachloroethene	**0.012**	mg/kg	0.0041	0.00032	1		01/19/22 18:56	127-18-4	
1,1,1-Trichloroethane	**0.00074J**	mg/kg	0.0041	0.00038	1		01/19/22 18:56	71-55-6	
Trichloroethene	**0.035**	mg/kg	0.0041	0.00037	1		01/19/22 18:56	79-01-6	
Vinyl chloride	ND	mg/kg	0.0041	0.00023	1		01/19/22 18:56	75-01-4	
Surrogates									
Dibromofluoromethane (S)	103	%.	73-132		1		01/19/22 18:56	1868-53-7	
Toluene-d8 (S)	109	%.	66-148		1		01/19/22 18:56	2037-26-5	
4-Bromofluorobenzene (S)	85	%.	40-149		1		01/19/22 18:56	460-00-4	
Percent Moisture	Analytical Method: SM 2540G								
	Pace Analytical Services - Indianapolis								
Percent Moisture	**10**	%	0.10	0.10	1		01/19/22 09:39		N2

REPORT OF LABORATORY ANALYSIS

This report shall not be reproduced, except in full,
without the written consent of Pace Analytical Services, LLC.

2/28/22

Pace Analytical Services, LLC
7726 Moller Road
Indianapolis, IN 46268
(317)228-3100

ANALYTICAL RESULTS

Project: Former Bendix Facility
Pace Project No.: 50307230

Sample: GP-90 SL (20.25-20.5') **Lab ID: 50307230003** Collected: 01/17/22 09:50 Received: 01/17/22 15:45 Matrix: Solid

Results reported on a "dry weight" basis and are adjusted for percent moisture, sample size and any dilutions.

Parameters	Results	Units	Report Limit	MDL	DF	Prepared	Analyzed	CAS No.	Qual
8260 MSV 5035A VOA	Analytical Method: EPA 8260								
	Pace Analytical Services - Indianapolis								
1,1-Dichloroethane	ND	mg/kg	0.0041	0.00035	1		01/19/22 19:17	75-34-3	
1,2-Dichloroethane	ND	mg/kg	0.0041	0.00030	1		01/19/22 19:17	107-06-2	
cis-1,2-Dichloroethene	**0.0025J**	mg/kg	0.0041	0.00031	1		01/19/22 19:17	156-59-2	
trans-1,2-Dichloroethene	ND	mg/kg	0.0041	0.00029	1		01/19/22 19:17	156-60-5	
Methylene Chloride	ND	mg/kg	0.017	0.0035	1		01/19/22 19:17	75-09-2	
Tetrachloroethene	**0.0050**	mg/kg	0.0041	0.00033	1		01/19/22 19:17	127-18-4	
1,1,1-Trichloroethane	**0.0014J**	mg/kg	0.0041	0.00038	1		01/19/22 19:17	71-55-6	
Trichloroethene	**0.093**	mg/kg	0.0041	0.00037	1		01/19/22 19:17	79-01-6	
Vinyl chloride	ND	mg/kg	0.0041	0.00024	1		01/19/22 19:17	75-01-4	
Surrogates									
Dibromofluoromethane (S)	106	%.	73-132		1		01/19/22 19:17	1868-53-7	
Toluene-d8 (S)	108	%.	66-148		1		01/19/22 19:17	2037-26-5	
4-Bromofluorobenzene (S)	87	%.	40-149		1		01/19/22 19:17	460-00-4	
Percent Moisture	Analytical Method: SM 2540G								
	Pace Analytical Services - Indianapolis								
Percent Moisture	**7.5**	%	0.10	0.10	1		01/19/22 09:40		N2

REPORT OF LABORATORY ANALYSIS

This report shall not be reproduced, except in full,
without the written consent of Pace Analytical Services, LLC.

2/28/22

Pace Analytical Services, LLC
7726 Moller Road
Indianapolis, IN 46268
(317)228-3100

ANALYTICAL RESULTS

Project: Former Bendix Facility
Pace Project No.: 50307230

Sample: GP-90 SL (20.5-20.75') **Lab ID: 50307230004** Collected: 01/17/22 09:55 Received: 01/17/22 15:45 Matrix: Solid

Results reported on a "dry weight" basis and are adjusted for percent moisture, sample size and any dilutions.

Parameters	Results	Units	Report Limit	MDL	DF	Prepared	Analyzed	CAS No.	Qual
8260 MSV 5035A VOA	Analytical Method: EPA 8260								
	Pace Analytical Services - Indianapolis								
1,1-Dichloroethane	ND	mg/kg	0.0040	0.00033	1		01/19/22 19:38	75-34-3	
1,2-Dichloroethane	ND	mg/kg	0.0040	0.00029	1		01/19/22 19:38	107-06-2	
cis-1,2-Dichloroethene	**0.046**	mg/kg	0.0040	0.00030	1		01/19/22 19:38	156-59-2	
trans-1,2-Dichloroethene	**0.0072**	mg/kg	0.0040	0.00028	1		01/19/22 19:38	156-60-5	
Methylene Chloride	ND	mg/kg	0.016	0.0034	1		01/19/22 19:38	75-09-2	
Tetrachloroethene	ND	mg/kg	0.0040	0.00032	1		01/19/22 19:38	127-18-4	
1,1,1-Trichloroethane	**0.019**	mg/kg	0.0040	0.00037	1		01/19/22 19:38	71-55-6	
Trichloroethene	**0.25**	mg/kg	0.21	0.019	50		01/20/22 13:49	79-01-6	
Vinyl chloride	ND	mg/kg	0.0040	0.00023	1		01/19/22 19:38	75-01-4	
Surrogates									
Dibromofluoromethane (S)	107	%.	73-132		1		01/19/22 19:38	1868-53-7	
Toluene-d8 (S)	124	%.	66-148		1		01/19/22 19:38	2037-26-5	
4-Bromofluorobenzene (S)	76	%.	40-149		1		01/19/22 19:38	460-00-4	
Percent Moisture	Analytical Method: SM 2540G								
	Pace Analytical Services - Indianapolis								
Percent Moisture	**7.1**	%	0.10	0.10	1		01/19/22 09:40		N2

2/28/22

Pace Analytical
www.pacelabs.com

Pace Analytical Services, LLC
7726 Moller Road
Indianapolis, IN 46268
(317)228-3100

ANALYTICAL RESULTS

Project: Former Bendix Facility
Pace Project No.: 50307230

Sample: GP-91 SL (10-10.25') **Lab ID: 50307230005** Collected: 01/17/22 11:00 Received: 01/17/22 15:45 Matrix: Solid

Results reported on a "dry weight" basis and are adjusted for percent moisture, sample size and any dilutions.

Parameters	Results	Units	Report Limit	MDL	DF	Prepared	Analyzed	CAS No.	Qual
8260 MSV 5035A VOA	Analytical Method: EPA 8260								
	Pace Analytical Services - Indianapolis								
1,1-Dichloroethane	ND UJ	mg/kg	0.0044	0.00037	1		01/19/22 20:00	75-34-3	
1,2-Dichloroethane	ND	mg/kg	0.0044	0.00032	1		01/19/22 20:00	107-06-2	
cis-1,2-Dichloroethene	ND	mg/kg	0.0044	0.00032	1		01/19/22 20:00	156-59-2	
trans-1,2-Dichloroethene	ND	mg/kg	0.0044	0.00031	1		01/19/22 20:00	156-60-5	
Methylene Chloride	ND	mg/kg	0.017	0.0037	1		01/19/22 20:00	75-09-2	
Tetrachloroethene	ND	mg/kg	0.0044	0.00035	1		01/19/22 20:00	127-18-4	
1,1,1-Trichloroethane	ND	mg/kg	0.0044	0.00040	1		01/19/22 20:00	71-55-6	
Trichloroethene	**0.00043J** J	mg/kg	0.0044	0.00039	1		01/19/22 20:00	79-01-6	
Vinyl chloride	ND UJ	mg/kg	0.0044	0.00025	1		01/19/22 20:00	75-01-4	
Surrogates									
Dibromofluoromethane (S)	118	%.	73-132		1		01/19/22 20:00	1868-53-7	
Toluene-d8 (S)	96	%.	66-148		1		01/19/22 20:00	2037-26-5	
4-Bromofluorobenzene (S)	96	%.	40-149		1		01/19/22 20:00	460-00-4	
Percent Moisture	Analytical Method: SM 2540G								
	Pace Analytical Services - Indianapolis								
Percent Moisture	**12.8**	%	0.10	0.10	1		01/19/22 09:41		N2

This report shall not be reproduced, except in full,
without the written consent of Pace Analytical Services, LLC.

2/28/22

Pace Analytical Services, LLC
7726 Moller Road
Indianapolis, IN 46268
(317)228-3100

ANALYTICAL RESULTS

Project: Former Bendix Facility
Pace Project No.: 50307230

Sample: GP-91 SL (13.75-14') **Lab ID: 50307230006** Collected: 01/17/22 11:05 Received: 01/17/22 15:45 Matrix: Solid

Results reported on a "dry weight" basis and are adjusted for percent moisture, sample size and any dilutions.

Parameters	Results	Units	Report Limit	MDL	DF	Prepared	Analyzed	CAS No.	Qual
8260 MSV 5035A VOA	Analytical Method: EPA 8260								
	Pace Analytical Services - Indianapolis								
1,1-Dichloroethane	ND	mg/kg	0.0045	0.00038	1		01/19/22 20:21	75-34-3	
1,2-Dichloroethane	ND	mg/kg	0.0045	0.00033	1		01/19/22 20:21	107-06-2	
cis-1,2-Dichloroethene	ND	mg/kg	0.0045	0.00034	1		01/19/22 20:21	156-59-2	
trans-1,2-Dichloroethene	ND	mg/kg	0.0045	0.00032	1		01/19/22 20:21	156-60-5	
Methylene Chloride	ND	mg/kg	0.018	0.0038	1		01/19/22 20:21	75-09-2	
Tetrachloroethene	ND	mg/kg	0.0045	0.00036	1		01/19/22 20:21	127-18-4	
1,1,1-Trichloroethane	ND	mg/kg	0.0045	0.00042	1		01/19/22 20:21	71-55-6	
Trichloroethene	ND	mg/kg	0.0045	0.00041	1		01/19/22 20:21	79-01-6	
Vinyl chloride	ND	mg/kg	0.0045	0.00026	1		01/19/22 20:21	75-01-4	
Surrogates									
Dibromofluoromethane (S)	102	%.	73-132		1		01/19/22 20:21	1868-53-7	
Toluene-d8 (S)	103	%.	66-148		1		01/19/22 20:21	2037-26-5	
4-Bromofluorobenzene (S)	94	%.	40-149		1		01/19/22 20:21	460-00-4	
Percent Moisture	Analytical Method: SM 2540G								
	Pace Analytical Services - Indianapolis								
Percent Moisture	**15.2**	%	0.10	0.10	1		01/19/22 09:41		N2

REPORT OF LABORATORY ANALYSIS

This report shall not be reproduced, except in full,
without the written consent of Pace Analytical Services, LLC.

2/28/22

Pace Analytical Services, LLC
7726 Moller Road
Indianapolis, IN 46268
(317)228-3100

ANALYTICAL RESULTS

Project: Former Bendix Facility
Pace Project No.: 50307230

Sample: GP-91 SL (19.5-19.75) **Lab ID: 50307230007** Collected: 01/17/22 11:15 Received: 01/17/22 15:45 Matrix: Solid

Results reported on a "dry weight" basis and are adjusted for percent moisture, sample size and any dilutions.

Parameters	Results	Units	Report Limit	MDL	DF	Prepared	Analyzed	CAS No.	Qual
8260 MSV 5035A VOA	Analytical Method: EPA 8260								
	Pace Analytical Services - Indianapolis								
1,1-Dichloroethane	ND UJ	mg/kg	0.0046	0.00039	1		01/19/22 20:42	75-34-3	
1,2-Dichloroethane	ND	mg/kg	0.0046	0.00034	1		01/19/22 20:42	107-06-2	
cis-1,2-Dichloroethene	**0.0033J** J	mg/kg	0.0046	0.00035	1		01/19/22 20:42	156-59-2	
trans-1,2-Dichloroethene	ND UJ	mg/kg	0.0046	0.00033	1		01/19/22 20:42	156-60-5	
Methylene Chloride	ND	mg/kg	0.019	0.0039	1		01/19/22 20:42	75-09-2	
Tetrachloroethene	ND	mg/kg	0.0046	0.00037	1		01/19/22 20:42	127-18-4	
1,1,1-Trichloroethane	ND	mg/kg	0.0046	0.00043	1		01/19/22 20:42	71-55-6	
Trichloroethene	ND	mg/kg	0.0046	0.00042	1		01/19/22 20:42	79-01-6	
Vinyl chloride	ND	mg/kg	0.0046	0.00026	1		01/19/22 20:42	75-01-4	
Surrogates									
Dibromofluoromethane (S)	119	%.	73-132		1		01/19/22 20:42	1868-53-7	
Toluene-d8 (S)	96	%.	66-148		1		01/19/22 20:42	2037-26-5	
4-Bromofluorobenzene (S)	97	%.	40-149		1		01/19/22 20:42	460-00-4	
Percent Moisture	Analytical Method: SM 2540G								
	Pace Analytical Services - Indianapolis								
Percent Moisture	**11.4**	%	0.10	0.10	1		01/19/22 09:42		N2

REPORT OF LABORATORY ANALYSIS

This report shall not be reproduced, except in full,
without the written consent of Pace Analytical Services, LLC.

2/28/22

Pace Analytical Services, LLC
7726 Moller Road
Indianapolis, IN 46268
(317)228-3100

ANALYTICAL RESULTS

Project: Former Bendix Facility
Pace Project No.: 50307230

Sample: GP-91 SL (19.75-20') **Lab ID: 50307230008** Collected: 01/17/22 11:20 Received: 01/17/22 15:45 Matrix: Solid

Results reported on a "dry weight" basis and are adjusted for percent moisture, sample size and any dilutions.

Parameters	Results	Units	Report Limit	MDL	DF	Prepared	Analyzed	CAS No.	Qual
8260 MSV 5035A VOA	Analytical Method: EPA 8260								
	Pace Analytical Services - Indianapolis								
1,1-Dichloroethane	**0.0017J**	mg/kg	0.0038	0.00032	1		01/19/22 21:03	75-34-3	
1,2-Dichloroethane	ND	mg/kg	0.0038	0.00028	1		01/19/22 21:03	107-06-2	
cis-1,2-Dichloroethene	**0.042**	mg/kg	0.0038	0.00029	1		01/19/22 21:03	156-59-2	
trans-1,2-Dichloroethene	**0.0031J**	mg/kg	0.0038	0.00027	1		01/19/22 21:03	156-60-5	
Methylene Chloride	ND	mg/kg	0.015	0.0033	1		01/19/22 21:03	75-09-2	
Tetrachloroethene	**0.0038**	mg/kg	0.0038	0.00031	1		01/19/22 21:03	127-18-4	
1,1,1-Trichloroethane	ND	mg/kg	0.0038	0.00035	1		01/19/22 21:03	71-55-6	
Trichloroethene	**0.11**	mg/kg	0.0038	0.00035	1		01/19/22 21:03	79-01-6	
Vinyl chloride	ND	mg/kg	0.0038	0.00022	1		01/19/22 21:03	75-01-4	
Surrogates									
Dibromofluoromethane (S)	105	%.	73-132		1		01/19/22 21:03	1868-53-7	
Toluene-d8 (S)	117	%.	66-148		1		01/19/22 21:03	2037-26-5	
4-Bromofluorobenzene (S)	80	%.	40-149		1		01/19/22 21:03	460-00-4	
Percent Moisture	Analytical Method: SM 2540G								
	Pace Analytical Services - Indianapolis								
Percent Moisture	**8.5**	%	0.10	0.10	1		01/19/22 09:43		N2

Pace Analytical Services, LLC
7726 Moller Road
Indianapolis, IN 46268
(317)228-3100

ANALYTICAL RESULTS

Project: Former Bendix Facility
Pace Project No.: 50307230

Sample: GP - 92 SL (10-10.25') **Lab ID: 50307230009** Collected: 01/17/22 12:20 Received: 01/17/22 15:45 Matrix: Solid

Results reported on a "dry weight" basis and are adjusted for percent moisture, sample size and any dilutions.

Parameters	Results	Units	Report Limit	MDL	DF	Prepared	Analyzed	CAS No.	Qual
8260 MSV 5035A VOA	Analytical Method: EPA 8260								
	Pace Analytical Services - Indianapolis								
1,1-Dichloroethane	ND	mg/kg	0.0045	0.00037	1		01/19/22 21:24	75-34-3	
1,2-Dichloroethane	ND	mg/kg	0.0045	0.00033	1		01/19/22 21:24	107-06-2	
cis-1,2-Dichloroethene	ND	mg/kg	0.0045	0.00033	1		01/19/22 21:24	156-59-2	R1
trans-1,2-Dichloroethene	ND	mg/kg	0.0045	0.00031	1		01/19/22 21:24	156-60-5	R1
Methylene Chloride	ND	mg/kg	0.018	0.0038	1		01/19/22 21:24	75-09-2	
Tetrachloroethene	ND	mg/kg	0.0045	0.00036	1		01/19/22 21:24	127-18-4	R1
1,1,1-Trichloroethane	ND	mg/kg	0.0045	0.00041	1		01/19/22 21:24	71-55-6	R1
Trichloroethene	ND	mg/kg	0.0045	0.00040	1		01/19/22 21:24	79-01-6	R1
Vinyl chloride	ND	mg/kg	0.0045	0.00025	1		01/19/22 21:24	75-01-4	
Surrogates									
Dibromofluoromethane (S)	104	%.	73-132		1		01/19/22 21:24	1868-53-7	
Toluene-d8 (S)	103	%.	66-148		1		01/19/22 21:24	2037-26-5	
4-Bromofluorobenzene (S)	96	%.	40-149		1		01/19/22 21:24	460-00-4	
Percent Moisture	Analytical Method: SM 2540G								
	Pace Analytical Services - Indianapolis								
Percent Moisture	**15.0**	%	0.10	0.10	1		01/19/22 09:43		N2

REPORT OF LABORATORY ANALYSIS

This report shall not be reproduced, except in full,
without the written consent of Pace Analytical Services, LLC.

Pace Analytical Services, LLC
7726 Moller Road
Indianapolis, IN 46268
(317)228-3100

ANALYTICAL RESULTS

Project: Former Bendix Facility
Pace Project No.: 50307230

Sample: GP - 92 SL (14-14.25') **Lab ID: 50307230010** Collected: 01/17/22 12:25 Received: 01/17/22 15:45 Matrix: Solid

Results reported on a "dry weight" basis and are adjusted for percent moisture, sample size and any dilutions.

Parameters	Results	Units	Report Limit	MDL	DF	Prepared	Analyzed	CAS No.	Qual
8260 MSV 5035A VOA	Analytical Method: EPA 8260								
	Pace Analytical Services - Indianapolis								
1,1-Dichloroethane	ND	mg/kg	0.0047	0.00040	1		01/19/22 22:27	75-34-3	
1,2-Dichloroethane	ND	mg/kg	0.0047	0.00035	1		01/19/22 22:27	107-06-2	
cis-1,2-Dichloroethene	**0.0047J**	mg/kg	0.0047	0.00035	1		01/19/22 22:27	156-59-2	
trans-1,2-Dichloroethene	ND	mg/kg	0.0047	0.00034	1		01/19/22 22:27	156-60-5	
Methylene Chloride	ND	mg/kg	0.019	0.0040	1		01/19/22 22:27	75-09-2	
Tetrachloroethene	**0.013**	mg/kg	0.0047	0.00038	1		01/19/22 22:27	127-18-4	
1,1,1-Trichloroethane	ND	mg/kg	0.0047	0.00044	1		01/19/22 22:27	71-55-6	
Trichloroethene	**0.0088**	mg/kg	0.0047	0.00043	1		01/19/22 22:27	79-01-6	
Vinyl chloride	ND	mg/kg	0.0047	0.00027	1		01/19/22 22:27	75-01-4	
Surrogates									
Dibromofluoromethane (S)	103	%.	73-132		1		01/19/22 22:27	1868-53-7	
Toluene-d8 (S)	104	%.	66-148		1		01/19/22 22:27	2037-26-5	
4-Bromofluorobenzene (S)	95	%.	40-149		1		01/19/22 22:27	460-00-4	
Percent Moisture	Analytical Method: SM 2540G								
	Pace Analytical Services - Indianapolis								
Percent Moisture	**17.2**	%	0.10	0.10	1		01/19/22 09:43		N2

This report shall not be reproduced, except in full,
without the written consent of Pace Analytical Services, LLC.

2/28/22

Pace Analytical
www.pacelabs.com

Pace Analytical Services, LLC
7726 Moller Road
Indianapolis, IN 46268
(317)228-3100

ANALYTICAL RESULTS

Project: Former Bendix Facility
Pace Project No.: 50307230

Sample: GP - 92 SL (18.75-19') **Lab ID: 50307230011** Collected: 01/17/22 12:35 Received: 01/17/22 15:45 Matrix: Solid

Results reported on a "dry weight" basis and are adjusted for percent moisture, sample size and any dilutions.

Parameters	Results	Units	Report Limit	MDL	DF	Prepared	Analyzed	CAS No.	Qual
8260 MSV 5035A VOA	Analytical Method: EPA 8260								
	Pace Analytical Services - Indianapolis								
1,1-Dichloroethane	ND	mg/kg	0.0060	0.00050	1		01/19/22 22:48	75-34-3	
1,2-Dichloroethane	ND	mg/kg	0.0060	0.00044	1		01/19/22 22:48	107-06-2	
cis-1,2-Dichloroethene	**0.0021J**	mg/kg	0.0060	0.00045	1		01/19/22 22:48	156-59-2	
trans-1,2-Dichloroethene	ND	mg/kg	0.0060	0.00042	1		01/19/22 22:48	156-60-5	
Methylene Chloride	ND	mg/kg	0.024	0.0051	1		01/19/22 22:48	75-09-2	
Tetrachloroethene	**0.0076**	mg/kg	0.0060	0.00048	1		01/19/22 22:48	127-18-4	
1,1,1-Trichloroethane	ND	mg/kg	0.0060	0.00055	1		01/19/22 22:48	71-55-6	
Trichloroethene	**0.0050J**	mg/kg	0.0060	0.00054	1		01/19/22 22:48	79-01-6	
Vinyl chloride	ND	mg/kg	0.0060	0.00034	1		01/19/22 22:48	75-01-4	
Surrogates									
Dibromofluoromethane (S)	102	%.	73-132		1		01/19/22 22:48	1868-53-7	
Toluene-d8 (S)	100	%.	66-148		1		01/19/22 22:48	2037-26-5	
4-Bromofluorobenzene (S)	96	%.	40-149		1		01/19/22 22:48	460-00-4	
Percent Moisture	Analytical Method: SM 2540G								
	Pace Analytical Services - Indianapolis								
Percent Moisture	**10.5**	%	0.10	0.10	1		01/19/22 09:43		N2

Pace Analytical Services, LLC
7726 Moller Road
Indianapolis, IN 46268
(317)228-3100

ANALYTICAL RESULTS

Project: Former Bendix Facility
Pace Project No.: 50307230

Sample: GP - 92 SL (19-19.25') **Lab ID: 50307230012** Collected: 01/17/22 12:40 Received: 01/17/22 15:45 Matrix: Solid

Results reported on a "dry weight" basis and are adjusted for percent moisture, sample size and any dilutions.

Parameters	Results	Units	Report Limit	MDL	DF	Prepared	Analyzed	CAS No.	Qual
8260 MSV 5035A VOA	Analytical Method: EPA 8260								
	Pace Analytical Services - Indianapolis								
1,1-Dichloroethane	ND	mg/kg	0.0043	0.00036	1		01/19/22 23:09	75-34-3	
1,2-Dichloroethane	ND	mg/kg	0.0043	0.00032	1		01/19/22 23:09	107-06-2	
cis-1,2-Dichloroethene	**0.063** J	mg/kg	0.0043	0.00032	1		01/19/22 23:09	156-59-2	M1,R1
trans-1,2-Dichloroethene	**0.0035J**	mg/kg	0.0043	0.00031	1		01/19/22 23:09	156-60-5	
Methylene Chloride	ND	mg/kg	0.017	0.0037	1		01/19/22 23:09	75-09-2	
Tetrachloroethene	**0.00089J** J	mg/kg	0.0043	0.00034	1		01/19/22 23:09	127-18-4	R1
1,1,1-Trichloroethane	**0.0087**	mg/kg	0.0043	0.00040	1		01/19/22 23:09	71-55-6	
Trichloroethene	**1.2**	mg/kg	0.19	0.017	50		01/20/22 14:11	79-01-6	M1,R1
Vinyl chloride	**0.00078J**	mg/kg	0.0043	0.00025	1		01/19/22 23:09	75-01-4	
Surrogates									
Dibromofluoromethane (S)	105	%.	73-132		1		01/19/22 23:09	1868-53-7	
Toluene-d8 (S)	120	%.	66-148		1		01/19/22 23:09	2037-26-5	
4-Bromofluorobenzene (S)	80	%.	40-149		1		01/19/22 23:09	460-00-4	
Percent Moisture	Analytical Method: SM 2540G								
	Pace Analytical Services - Indianapolis								
Percent Moisture	**8.8**	%	0.10	0.10	1		01/19/22 09:43		N2

This report shall not be reproduced, except in full,
without the written consent of Pace Analytical Services, LLC.

7/28/22

Pace Analytical Services, LLC
7726 Moller Road
Indianapolis, IN 46268
(317)228-3100

ANALYTICAL RESULTS

Project: Former Bendix Facility
Pace Project No.: 50307230

Sample: FD-1 **Lab ID: 50307230013** Collected: 01/17/22 08:00 Received: 01/17/22 15:45 Matrix: Solid

Results reported on a "dry weight" basis and are adjusted for percent moisture, sample size and any dilutions.

Parameters	Results	Units	Report Limit	MDL	DF	Prepared	Analyzed	CAS No.	Qual
8260 MSV 5035A VOA	Analytical Method: EPA 8260								
	Pace Analytical Services - Indianapolis								
1,1-Dichloroethane	ND	mg/kg	0.0045	0.00038	1		01/20/22 00:12	75-34-3	
1,2-Dichloroethane	ND	mg/kg	0.0045	0.00033	1		01/20/22 00:12	107-06-2	
cis-1,2-Dichloroethene	ND	mg/kg	0.0045	0.00033	1		01/20/22 00:12	156-59-2	
trans-1,2-Dichloroethene	ND	mg/kg	0.0045	0.00032	1		01/20/22 00:12	156-60-5	
Methylene Chloride	ND	mg/kg	0.018	0.0038	1		01/20/22 00:12	75-09-2	
Tetrachloroethene	ND	mg/kg	0.0045	0.00036	1		01/20/22 00:12	127-18-4	
1,1,1-Trichloroethane	ND	mg/kg	0.0045	0.00041	1		01/20/22 00:12	71-55-6	
Trichloroethene	ND	mg/kg	0.0045	0.00041	1		01/20/22 00:12	79-01-6	
Vinyl chloride	ND	mg/kg	0.0045	0.00026	1		01/20/22 00:12	75-01-4	
Surrogates									
Dibromofluoromethane (S)	103	%.	73-132		1		01/20/22 00:12	1868-53-7	
Toluene-d8 (S)	103	%.	66-148		1		01/20/22 00:12	2037-26-5	
4-Bromofluorobenzene (S)	94	%.	40-149		1		01/20/22 00:12	460-00-4	
Percent Moisture	Analytical Method: SM 2540G								
	Pace Analytical Services - Indianapolis								
Percent Moisture	**14.7**	%	0.10	0.10	1		01/19/22 09:43		N2

REPORT OF LABORATORY ANALYSIS

This report shall not be reproduced, except in full,
without the written consent of Pace Analytical Services, LLC.

2/28/22

Pace Analytical®
www.pacelabs.com

Pace Analytical Services, LLC
7726 Moller Road
Indianapolis, IN 46268
(317)228-3100

ANALYTICAL RESULTS

Project: Former Bendix Facility
Pace Project No.: 50307230

Sample: FD-2 **Lab ID: 50307230014** Collected: 01/17/22 08:00 Received: 01/17/22 15:45 Matrix: Solid

Results reported on a "dry weight" basis and are adjusted for percent moisture, sample size and any dilutions.

Parameters	Results	Units	Report Limit	MDL	DF	Prepared	Analyzed	CAS No.	Qual
8260 MSV 5035A VOA	Analytical Method: EPA 8260								
	Pace Analytical Services - Indianapolis								
1,1-Dichloroethane	ND	mg/kg	0.0048	0.00040	1		01/20/22 00:33	75-34-3	
1,2-Dichloroethane	ND	mg/kg	0.0048	0.00035	1		01/20/22 00:33	107-06-2	
cis-1,2-Dichloroethene	**0.0069**	mg/kg	0.0048	0.00036	1		01/20/22 00:33	156-59-2	
trans-1,2-Dichloroethene	ND	mg/kg	0.0048	0.00034	1		01/20/22 00:33	156-60-5	
Methylene Chloride	ND	mg/kg	0.019	0.0040	1		01/20/22 00:33	75-09-2	
Tetrachloroethene	**0.0076**	mg/kg	0.0048	0.00038	1		01/20/22 00:33	127-18-4	
1,1,1-Trichloroethane	**0.0011J**	mg/kg	0.0048	0.00044	1		01/20/22 00:33	71-55-6	
Trichloroethene	**0.059**	mg/kg	0.0048	0.00043	1		01/20/22 00:33	79-01-6	
Vinyl chloride	ND	mg/kg	0.0048	0.00027	1		01/20/22 00:33	75-01-4	
Surrogates									
Dibromofluoromethane (S)	103	%.	73-132		1		01/20/22 00:33	1868-53-7	
Toluene-d8 (S)	103	%.	66-148		1		01/20/22 00:33	2037-26-5	
4-Bromofluorobenzene (S)	89	%.	40-149		1		01/20/22 00:33	460-00-4	
Percent Moisture	Analytical Method: SM 2540G								
	Pace Analytical Services - Indianapolis								
Percent Moisture	**8.5**	%	0.10	0.10	1		01/19/22 09:44		N2

2/28/22

Pace Analytical Services, LLC
7726 Moller Road
Indianapolis, IN 46268
(317)228-3100

ANALYTICAL RESULTS

Project: Former Bendix Facility
Pace Project No.: 50307230

Sample: EB-1 **Lab ID: 50307230015** Collected: 01/17/22 12:00 Received: 01/17/22 15:45 Matrix: Water

Parameters	Results	Units	Report Limit	MDL	DF	Prepared	Analyzed	CAS No.	Qual
8260/5030 MSV	Analytical Method: EPA 8260								
	Pace Analytical Services - Indianapolis								
1,1-Dichloroethane	ND	ug/L	5.0	0.27	1		01/19/22 01:16	75-34-3	
1,2-Dichloroethane	ND	ug/L	5.0	0.37	1		01/19/22 01:16	107-06-2	
cis-1,2-Dichloroethene	ND	ug/L	5.0	0.67	1		01/19/22 01:16	156-59-2	
trans-1,2-Dichloroethene	ND	ug/L	5.0	0.23	1		01/19/22 01:16	156-60-5	
Methylene Chloride	ND	ug/L	5.0	2.3	1		01/19/22 01:16	75-09-2	
Tetrachloroethene	ND	ug/L	5.0	0.30	1		01/19/22 01:16	127-18-4	
1,1,1-Trichloroethane	ND	ug/L	5.0	0.26	1		01/19/22 01:16	71-55-6	
Trichloroethene	ND	ug/L	5.0	0.37	1		01/19/22 01:16	79-01-6	
Vinyl chloride	ND	ug/L	2.0	0.78	1		01/19/22 01:16	75-01-4	
Surrogates									
Dibromofluoromethane (S)	104	%.	78-120		1		01/19/22 01:16	1868-53-7	
4-Bromofluorobenzene (S)	97	%.	78-117		1		01/19/22 01:16	460-00-4	
Toluene-d8 (S)	98	%.	77-118		1		01/19/22 01:16	2037-26-5	

Pace Analytical Services, LLC
7726 Moller Road
Indianapolis, IN 46268
(317)228-3100

ANALYTICAL RESULTS

Project: Former Bendix Facility
Pace Project No.: 50307230

Sample: TB-1 (trip blanks) **Lab ID: 50307230016** Collected: 01/17/22 08:00 Received: 01/17/22 15:45 Matrix: Water

Parameters	Results	Units	Report Limit	MDL	DF	Prepared	Analyzed	CAS No.	Qual
8260/5030 MSV	Analytical Method: EPA 8260								
	Pace Analytical Services - Indianapolis								
1,1-Dichloroethane	ND	ug/L	5.0	0.58	1		01/19/22 15:43	75-34-3	
1,2-Dichloroethane	ND	ug/L	5.0	0.59	1		01/19/22 15:43	107-06-2	
cis-1,2-Dichloroethene	ND	ug/L	5.0	0.52	1		01/19/22 15:43	156-59-2	
trans-1,2-Dichloroethene	ND	ug/L	5.0	0.57	1		01/19/22 15:43	156-60-5	
Methylene Chloride	**3.6J**	ug/L	5.0	2.2	1		01/19/22 15:43	75-09-2	
Tetrachloroethene	ND	ug/L	5.0	0.63	1		01/19/22 15:43	127-18-4	
1,1,1-Trichloroethane	ND	ug/L	5.0	0.68	1		01/19/22 15:43	71-55-6	
Trichloroethene	ND	ug/L	5.0	0.44	1		01/19/22 15:43	79-01-6	
Vinyl chloride	ND	ug/L	2.0	0.27	1		01/19/22 15:43	75-01-4	
Surrogates									
Dibromofluoromethane (S)	101	%.	78-120		1		01/19/22 15:43	1868-53-7	
4-Bromofluorobenzene (S)	97	%.	78-117		1		01/19/22 15:43	460-00-4	
Toluene-d8 (S)	97	%.	77-118		1		01/19/22 15:43	2037-26-5	

This report shall not be reproduced, except in full,
without the written consent of Pace Analytical Services, LLC.

LDC #: 53261A1a

VALIDATION COMPLETENESS WORKSHEET

Level III/IV

Date: 02/15/22

SDG #: 50307230

Page: 1 of 2

Laboratory: Pace Analytical Services, LLC, Indianapolis, IN

Reviewer: JG

2nd Reviewer: CL

METHOD: GC/MS Volatiles (EPA SW-846 Method 8260)

The samples listed below were reviewed for each of the following validation areas. Validation findings are noted in attached validation findings worksheets.

	Validation Area		Comments
I.	Sample receipt/Technical holding times	A / A	
II.	GC/MS Instrument performance check	A	
III.	Initial calibration/ICV	A / A	RSD ≤ 20% r² IC ≤ 30%
IV.	Continuing calibration	A	%D ≤ 20%
V.	Laboratory Blanks	A	
VI.	Field blanks	SW	EB = 15* TB = 16
VII.	Surrogate spikes	A	
VIII.	Matrix spike/Matrix spike duplicates	SW	
IX.	Laboratory control samples	A	LCS
X.	Field duplicates	SW	D = 5/13, 12/14
XI.	Internal standards	SW	
XII.	Compound quantitation RL/LOQ/LODs	A	Not reviewed for Level III validation
XIII.	Target compound identification	A	Not reviewed for Level III validation
XIV.	System performance	A	Not reviewed for Level III validation
XV.	Overall assessment of data	A	

Note: A = Acceptable; N = Not provided/applicable; SW = See worksheet; *ND = No compounds detected; R = Rinsate; FB = Field blank; D = Duplicate; TB = Trip blank; EB = Equipment blank; SB=Source blank; OTHER:

**Indicates sample underwent Level IV validation

	Client ID	Lab ID	Matrix	Date
1 3	GP-90 (11-11.25')	50307230001	Soil	01/17/22
2 3	GP-90 (17-17.25')	50307230002	Soil	01/17/22
3 3	GP-90 (20.25-20.5')**	50307230003**	Soil	01/17/22
4 3	GP-90 (20.5-20.75')	50307230004	Soil	01/17/22
5 3	GP-91 (10-10.25') D1	50307230005	Soil	01/17/22
6 3	GP-91 (13.75-14')	50307230006	Soil	01/17/22
7 3	GP-91 (19.5-19.75')	50307230007	Soil	01/17/22
8 3	GP-91 (19.75-20')**	50307230008**	Soil	01/17/22
9 3	GP-92 (10-10.25')	50307230009	Soil	01/17/22
10 3	GP-92 (14-14.25')	50307230010	Soil	01/17/22
11 3	GP-92 (18.75-19')	50307230011	Soil	01/17/22
12 3	GP-92 (19-19.25') D2	50307230012	Soil	01/17/22
13 3	FD-1 D1	50307230013	Soil	01/17/22
14 3	FD-2 D2	50307230014	Soil	01/17/22

LDC #: 53261A1a

VALIDATION COMPLETENESS WORKSHEET

Level III/IV

SDG #: 50307230

Laboratory: Pace Analytical Services, LLC, Indianapolis, IN

Date: 02/15/22

Page: 2 of 2

Reviewer: DG

2nd Reviewer: [illegible]

METHOD: GC/MS Volatiles (EPA SW-846 Method 8260)

	Client ID	Lab ID	Matrix	Date
15 1	EB-1	50307230015	Water	01/17/22
16	TB-1 (trip blanks)	50307230016	Water	01/17/22
17	GP-92 (10-10.25')MS	50307230009MS	Soil	01/17/22
18	GP-92 (10-10.25')MSD	50307230009MSD	Soil	01/17/22
19	GP-92 (19-19.25')MS	50307230012MS	Soil	01/17/22
20	GP-92 (19-19.25')MSD	50307230012MSD	Soil	01/17/22
21				
22				
23				

Notes:

-1	3036332- MB						
-2	3036845-						
-3	3036608-						

LDC #: 53261A1a

VALIDATION FINDINGS CHECKLIST

Reviewer: JVG

Method: Volatiles (EPA SW 846 Method 8260)

Validation Area	Yes	No	NA	Findings/Comments
I. Technical holding times				
Were all technical holding times met?	✓			
Was cooler temperature criteria met?	✓			
II. GC/MS Instrument performance check				
Were the BFB performance results reviewed and found to be within the specified criteria?	✓			
Were all samples analyzed within the 12 hour clock criteria?	✓			
IIIa. Initial calibration				
Did the laboratory perform a 5 point calibration prior to sample analysis?	✓			
Were all percent relative standard deviations (%RSD) ≤ 20% and relative response factors (RRF) within method criteria?	✓			
Was a curve fit used for evaluation? If yes, did the initial calibration meet the curve fit acceptance criteria of ≥ 0.990?	✓			
IIIb. Initial Calibration Verification				
Was an initial calibration verification standard analyzed after each initial calibration for each instrument?	✓			
Were all percent differences (%D) ≤ 30%?	✓			
IV. Continuing calibration				
Was a continuing calibration standard analyzed at least once every 12 hours for each instrument?	✓			
Were all percent differences (%D) ≤ 20% and relative response factors (RRF) within method criteria?	✓			
V. Laboratory Blanks				
Was a laboratory blank associated with every sample in this SDG?	✓			
Was a laboratory blank analyzed at least once every 12 hours for each matrix and concentration?	✓			
Was there contamination in the laboratory blanks? If yes, please see the Blanks validation findings worksheet.		✓		
VI. Field blanks				
Were field blanks were identified in this SDG?	✓			
Were target analytes detected in the field blanks?	✓			
VII. Surrogate spikes				
Were all surrogate percent recovery (%R) within QC limits?	✓			
If the percent recovery (%R) for one or more surrogates was out of QC limits, was a reanalysis performed to confirm samples with %R outside of criteria?			✓	
VIII. Matrix spike/Matrix spike duplicates				
Were matrix spike (MS) and matrix spike duplicate (MSD) analyzed in this SDG?	✓			
Were the MS/MSD percent recoveries (%R) and the relative percent differences (RPD) within the QC limits?		✓		

LDC #: 53261A1a

VALIDATION FINDINGS CHECKLIST

Reviewer: JVG

Validation Area	Yes	No	NA	Findings/Comments
IX. Laboratory control samples				
Was an LCS analyzed per analytical batch?	✓			
Were the LCS percent recoveries (%R) and relative percent difference (RPD) within the QC limits?	✓			
X. Field duplicates				
Were field duplicate pairs identified in this SDG?	✓			
Were target analytes detected in the field duplicates?	✓			
XI. Internal standards				
Were internal standard area counts within -50% to +100% of the associated calibration standard?	~~✓~~	✓		
Were retention times within ± 30 seconds of the associated calibration standard?	✓			
XII. Target analyte quantitation				
Did the laboratory LOQs/RLs meet the QAPP LOQs/RLs?	✓			
Were the correct internal standard (IS), quantitation ion and relative response factor (RRF) used to quantitate the target analyte?	✓			
Were target analyte quantitation and RLs adjusted to reflect all sample dilutions and dry weight factors applicable to level IV validation?	✓			
XIII. Target analyte identification				
Were relative retention times (RRT's) within ± 0.06 RRT units of the standard?	✓			
Did analyte spectra meet specified EPA "Functional Guidelines" criteria?	✓			
Were chromatogram peaks verified and accounted for?	✓			
Were manual integrations reviewed and found acceptable?			✓	
Did the laboratory provide before and after integration printouts?			✓	
XIV. System performance				
System performance was found to be acceptable.	✓			
XV. Overall assessment of data				
Overall assessment of data was found to be acceptable.	✓			

TARGET COMPOUND WORKSHEET

METHOD: VOA

A. Chloromethane	AA. Tetrachloroethene	AAA. 1,3,5-Trimethylbenzene	AAAA. Ethyl tert-butyl ether	A1. 1,3-Butadiene	A2. 1,2,4,5-Tetramethylbenzene
B. Bromomethane	BB. 1,1,2,2-Tetrachloroethane	BBB. 4-Chlorotoluene	BBBB. tert-Amyl methyl ether	B1. Hexane	B2.
C. Vinyl choride	CC. Toluene	CCC. tert-Butylbenzene	CCCC. 1-Chlorohexane	C1. Heptane	C2.
D. Chloroethane	DD. Chlorobenzene	DDD. 1,2,4-Trimethylbenzene	DDDD. Isopropyl alcohol	D1. Propylene	D2.
E. Methylene chloride	EE. Ethylbenzene	EEE. sec-Butylbenzene	EEEE. Acetonitrile	E1. Freon 11	E2.
F. Acetone	FF. Styrene	FFF. 1,3-Dichlorobenzene	FFFF. Acrolein	F1. Freon 12	F2.
G. Carbon disulfide	GG. Xylenes, total	GGG. p-Isopropyltoluene	GGGG. Acrylonitrile	G1. Freon 113	G2.
H. 1,1-Dichloroethene	HH. Vinyl acetate	HHH. 1,4-Dichlorobenzene	HHHH. 1,4-Dioxane	H1. Freon 114	H2.
I. 1,1-Dichloroethane	II. 2-Chloroethylvinyl ether	III. n-Butylbenzene	IIII. Isobutyl alcohol	I1. 2-Nitropropane	I2.
J. 1,2-Dichloroethene, total	JJ. Dichlorodifluoromethane	JJJ. 1,2-Dichlorobenzene	JJJJ. Methacrylonitrile	J1. Dimethyl disulfide	J2.
K. Chloroform	KK. Trichlorofluoromethane	KKK. 1,2,4-Trichlorobenzene	KKKK. Propionitrile	K1. 2,3-Dimethyl pentane	K2.
L. 1,2-Dichloroethane	LL. Methyl-tert-butyl ether	LLL. Hexachlorobutadiene	LLLL. Ethyl ether	L1. 2,4-Dimethyl pentane	L2.
M. 2-Butanone	MM. 1,2-Dibromo-3-chloropropane	MMM. Naphthalene	MMMM. Benzyl chloride	M1. 3,3-Dimethyl pentane	M2.
N. 1,1,1-Trichloroethane	NN. Methyl ethyl ketone	NNN. 1,2,3-Trichlorobenzene	NNNN. Iodomethane	N1. 2-Methylpentane	N2.
O. Carbon tetrachloride	OO. 2,2-Dichloropropane	OOO. 1,3,5-Trichlorobenzene	OOOO.1,1-Difluoroethane	O1. 3-Methylpentane	O2.
P. Bromodichloromethane	PP. Bromochloromethane	PPP. trans-1,2-Dichloroethene	PPPP. Tetrahydrofuran	P1. 3-Ethylpentane	P2.
Q. 1,2-Dichloropropane	QQ. 1,1-Dichloropropene	QQQ. cis-1,2-Dichloroethene	QQQQ. Methyl acetate	Q1. 2,2-Dimethylpentane	Q2.
R. cis-1,3-Dichloropropene	RR. Dibromomethane	RRR. m,p-Xylenes	RRRR. Ethyl acetate	R1. 2,2,3- Trimethylbutane	R2.
S. Trichloroethene	SS. 1,3-Dichloropropane	SSS. o-Xylene	SSSS. Cyclohexane	S1. 2,2,4-Trimethylpentane	S2.
T. Dibromochloromethane	TT. 1,2-Dibromoethane	TTT. 1,1,2-Trichloro-1,2,2-trifluoroethane	TTTT. Methylcyclohexane	T1. 2-Methylhexane	T2.
U. 1,1,2-Trichloroethane	UU. 1,1,1,2-Tetrachloroethane	UUU. 1,2-Dichlorotetrafluoroethane	UUUU. Allyl chloride	U1. Nonanal	U2.
V. Benzene	VV. Isopropylbenzene	VVV. 4-Ethyltoluene	VVVV. Methyl methacrylate	V1. 2-Methylnaphthalene	V2.
W. trans-1,3-Dichloropropene	WW. Bromobenzene	WWW. Ethanol	WWWW. Ethyl methacrylate	W1. Methanol	W2.
X. Bromoform	XX. 1,2,3-Trichloropropane	XXX. Di-isopropyl ether	XXXX. cis-1,4-Dichloro-2-butene	X1. 1,2,3-Trimethylbenzene	X2.
Y. 4-Methyl-2-pentanone	YY. n-Propylbenzene	YYY. tert-Butanol	YYYY. trans-1,4-Dichloro-2-butene	Y1. 2-Propanol	Y2.
Z. 2-Hexanone	ZZ. 2-Chlorotoluene	ZZZ. tert-Butyl alcohol	ZZZZ. Pentachloroethane	Z1. p-Diethylbenzene	Z2.

LDC #: 53261A1a

VALIDATION FINDINGS WORKSHEET
Field Blanks

Reviewer: JVG

METHOD: GC/MS VOA (EPA SW 846 Method 8260)

Y N N/A Were field blanks identified in this SDG?
Y N N/A Were target compounds detected in the field blanks?

Blank units: ug/L **Associated sample units:** mg/kg
Sampling date: 01/17/22
Field blank type: (circle one) Field Blank / Rinsate / Trip Blank / Other: Associated Samples: All except 16 (ND)

Compound	Blank ID	Sample Identification								
	16									
E	3.6									

Blank units: **Associated sample units:**
Sampling date:
Field blank type: (circle one) Field Blank / Rinsate / Trip Blank / Other: Associated Samples:

Compound	Blank ID	Sample Identification								

Common contaminants such as Methylene chloride, Acetone, 2-Butanone and Carbon disulfide that were detected in samples within ten times the associated field blank concentration were qualified as not detected, "U". Other contaminants within five times the field blank concentration were also qualified as not detected, "U".

LDC #: 57261A1a

VALIDATION FINDINGS WORKSHEET
Matrix Spike/Matrix Spike Duplicates

Reviewer: JVG

METHOD : GC/MS VOA (EPA SW 846 Method 8260)

Please see qualifications below for all questions answered "N". Not applicable questions are identified as "N/A".

Y N N/A Were a matrix spike (MS) and matrix spike duplicate (MSD) analyzed for each matrix in this SDG? If no, indicate which matrix does not have an associated MS/MSD. Soil / Water.

Y N N/A Was a MS/MSD analyzed every 20 samples of each matrix?

Y N N/A Were the MS/MSD percent recoveries (%R) and the relative percent differences (RPD) within the QC limits?

#	MS/MSD ID	Compound	MS %R (Limits)	MSD %R (Limits)	RPD (Limits)	Associated Samples	Qualifications
	17/18	N	( )	( )	30 (20)	9 (ND)	J dets/A
		QQQ	( )	( )	22 ( )		
		AA	( )	( )	53 ( )		
		PPP	( )	( )	23 ( )		
		S	( )	( )	34 ( )		
			( )	( )	( )		
			( )	( )	( )		
	19/20	QQQ	( )	-4 (70-145)	( )	12 (Det)	J/UJ/A
		QQQ	( )	( )	30 (20)		J dets/A
		AA	( )	( )	50 ( )		
		S	-1610 (10-168)	-1980 (10-168)	( )		NQ *
		S	( )	( )	34 (20)		*
			( )	( )	( )		
			( )	( )	( )		* Parent conc.
			( )	( )	( )		>4x spike
			( )	( )	( )		
			( )	( )	( )		
			( )	( )	( )		
			( )	( )	( )		
			( )	( )	( )		
			( )	( )	( )		
			( )	( )	( )		
			( )	( )	( )		

LDC#: 53261A1a

VALIDATION FINDINGS WORKSHEET
Field Duplicates

Reviewer: JVG

METHOD: GCMS VOA (EPA SW-846 Method 8260)

Compound	Concentration (ug/L)		RPD
	5	13	
S	0.00043	0.0045U	165

Compound	Concentration (ug/L)		RPD
	12	14	
QQQ	0.063	0.0069	161
PPP	0.0035	0.0048U	NC
AA	0.00089	0.0076	158
N	0.0087	0.0011	155
S	1.2	0.059	181
c	0.00078	0.0048U	NC

V:\Josephine\FIELD DUPLICATES\53261A1a iwm amphenol.wpd

LDC #: 53261 A1a

VALIDATION FINDINGS WORKSHEET
Internal Standards

Reviewer: JVG

METHOD: GC/MS VOA (EPA SW 846 Method 8260)

Please see qualifications below for all questions answered "N". Not applicable questions are identified as "N/A".

Y (N) N/A — Were all internal standard area counts within -50 to +100% of the associated calibration standard?

(Y) N N/A — Were the retention times of the internal standards within +/- 30 seconds of the retention times of the associated calibration standard?

#	Date	Sample ID	Internal Standard	Area (Limits)	RT (Limits)	Qualifications
		5 (ND + Det)	FBZ	53725 (75768.5 - 303074)		J/UJ/P (qual all)
			CBZ	43390 (56121 - 224484)		
		7	FBZ	44792		
			CBZ	35903		

(BCM) = Bromochloromethane
(DFB) = 1,4-Difluorobenzene
(CBZ) = Chlorobenzene-d5
(PFB) = Pentafluorobenzene
(4DCB) = 1,4-Dichlorobenzene-d4
(2DCB) = 1,2-Dichlorobenzene-d4
(FBZ) = Fluorobenzene
(TBA) = Tert butyl alcohol-d9
(BUT) = 2-Butanone-d5

LDC #: 53261A1a

VALIDATION FINDINGS WORKSHEET
Initial Calibration Calculation Verification

Reviewer: JVG

METHOD: GC/MS VOA (EPA SW 846 Method 8260)

The Relative Response Factor (RRF), average RRF, and percent relative standard deviation (%RSD) were recalculated for the compounds identified below using the following calculations:

$RRF = (A_x)(C_{is})/(A_{is})(C_x)$
average RRF = sum of the RRFs/number of standards
%RSD = 100 * (S/X)

A_x = Area of Compound
C_x = Concentration of compound,
S= Standard deviation of the RRFs,

A_{is} = Area of associated internal standard
C_{is} = Concentration of internal standard
X = Mean of the RRFs

#	Standard ID	Calibration Date	Compound (IS)	Reported RRF (RRF 50 std)	Recalculated RRF (RRF 50 std)	Reported Average RRF (Initial)	Recalculated Average RRF (Initial)	Reported %RSD	Recalculated %RSD
1	ICAL 50MV6B	1/14/2022	cis-1,2-DCE (FBZ)	0.23644	0.23644	0.23245	0.23245	6.31	6.31
			Tetrachloroethene (CBZ)	0.31643	0.31643	0.31117	0.31117	9.63	9.63

LDC # 56261A1a

VALIDATION FINDINGS WORKSHEET
Continuing Calibration Calculation Verification

Reviewer: JVG

METHOD: GC/MS VOA (EPA SW 846 Method 8260)

The percent difference (%D) of the initial calibration average Relative Response Factors (RRFs) and the continuing calibration RRFs were recalculated for the compounds identified below using the following calculation:

% Difference = 100 * (ave. RRF - RRF)/ave. RRF
RRF = (Ax)(Cis)/(Ais)(Cx)

Where:
ave. RRF = initial calibration average RRF
RRF = continuing calibration RRF
Ax = Area of compound,
Cx = Concentration of compound,
Ais = Area of associated internal standar
Cis = Concentration of internal standard

#	Standard ID	Calibration Date	Compound (IS)	Average RRF (Initial)	Reported RRF (CCV)	Recalculated RRF (CCV)	Reported % D	Recalculated %D
1	B011922.B\D01CCV 50MV6B	1/19/2022	cis-1,2-DCE (FBZ)	0.23245	0.22304	0.22304	4.05	4.05
			Tetrachloroethene (CBZ)	0.31117	0.28756	0.28756	7.59	7.59

LDC #: 53261 A(a

VALIDATION FINDINGS WORKSHEET
Surrogate Results Verification

Reviewer: JVG

METHOD: GC/MS VOA (EPA SW 846 Method 8260)

The percent recoveries (%R) of surrogates were recalculated for the compounds identified below using the following calculation:

% Recovery: SF/SS * 100

Where: SF = Surrogate Found
SS = Surrogate Spiked

Sample ID: 4 3

	Surrogate Spiked	Surrogate Found	Percent Recovery Reported	Percent Recovery Recalculated	Percent Difference
Dibromofluoromethane	50.0	52.884	106	106	0
1,2-Dichloroethane-d4					
Toluene-d8		54.1881	108	108	
Bromofluorobenzene		43.4906	87	87	

Comments:

LDC #: 53261 A1a

VALIDATION FINDINGS WORKSHEET
Matrix Spike/Matrix Spike Duplicates Results Verification

Reviewer: JVG

METHOD: GC/MS VOA (EPA SW 846 Method 8260C)

The percent recoveries (%R) and Relative Percent Difference (RPD) of the matrix spike and matrix spike duplicate were recalculated for the compounds identified below using the following calculation:

% Recovery = 100 * (SSC - SC)/SA

Where: SSC = Spiked sample concentration; SA = Spike added; SC = Sample concentration

RPD = I MSC - MSC I * 2/(MSC + MSDC)

MSC = Matrix spike concentration; MSDC = Matrix spike duplicate concentration

MS/MSD sample: 17 / 18

Compound	Spike Added (mg/kg)		Sample Concentration (mg/kg)	Spiked Sample Concentration (mg/kg)		Matrix Spike Percent Recovery		Matrix Spike Duplicate Percent Recovery		MS/MSD RPD	
	MS	MSD	------	MS	MSD	Reported	Recalc.	Reported	Recalc.	Reported	Recalc.
1,1-Dichloroethene											
Trichloroethene	0.048	0.045	0	0.047	0.034	98	98	75	75.6	34	32
Benzene											
Toluene											
Chlorobenzene											

Comments: Refer to Matrix Spike/Matrix Spike Duplicates findings worksheet for list of qualifications and associated samples when reported results do not agree within 10.0% of the recalculated results.

LDC #: 53261A1a

VALIDATION FINDINGS WORKSHEET
Laboratory Control Sample Results Verification

Reviewer: JVG

METHOD: GC/MS VOA (EPA SW 846 Method 8260)

The percent recoveries (%R) and Relative Percent Difference (RPD) of the laboratory control sample and laboratory control sample duplicate (if applicable) were recalculated for the target analytes identified below using the following calculation:

% Recovery = 100 * SSC/SA

RPD = I LCSC - LCSDC I * 2/(LCSC + LCSDC)

Where: SSC = Spiked sample concentration
SA = Spike added
LCSC = Laboratory control sample concentration
LCSDC = Laboratory control sample duplicate concentration

LCS ID: 3036609 LCS

Compound	Spike Added (mg/kg)		Spiked Sample Concentration (mg/kg)		LCS Percent Recovery		LCSD Percent Recovery		LCS/LCSD RPD	
	LCS	LCSD	LCS	LCSD	Reported	Recalc.	Reported	Recalc.	Reported	Recalc.
1,1-Dichloroethene										
Trichloroethene	0.05	NA	0.048	NA	95	95	—			
Benzene										
Toluene										
Chlorobenzene										

Comments:

LDC #: 53261A1a

VALIDATION FINDINGS WORKSHEET
Sample Calculation Verification

Reviewer: JVG

METHOD: GC/MS VOA (EPA SW 846 Method 8260C)

The concentration of the sample was calculated for the compound identified below using the following calculation:

$$\text{Concentration} = \frac{(A_x)(I_s)(DF)}{(A_{is})(RRF)(V_o)(\%S)}$$

A_x = Area of the characteristic ion (EICP) for the compound to be measured

A_{is} = Area of the characteristic ion (EICP) for the specific internal standard

I_s = Amount of internal standard added in nanograms (ng)

RRF = Relative response factor of the calibration standard.

V_o = Volume or weight of sample pruged in milliliters (ml) or grams (g).

Df = Dilution factor.

%S = Percent solids, applicable to soils and solid matrices only.

Example:

Sample I.D. 3, cis-1,2-DCE

$$\text{Conc.} = \frac{(1826)(50)(5\text{ml})}{(132278)(0.23245)(6.542)(0.925)(1000)}$$

= 0.00245 mg/kg

#	Sample ID	Compound	Reported Concentration (mg/kg)	Calculated Concentration (mg/kg)	Qualification
	3	cis-1,2-DCE	0.0025	0.0025	—

Attachment D

Soil Boring Logs

LOG OF BORING DSB-1

Former Amphenol Corporation
980 Hurricane Road
Franklin, IN
EPA ID # IND 044 587 848

Date Completed	: 02/25/2019	Casing Size	: NA
Drilling Method	: Direct Push	Initial Water Level	: 11'
Sampling Method	: Dual Tube	Final Water Level	: NA
Field/Office Logged	: CN/LL	Selected for Analysis	: *
Hole Diameter	: 2.25"	Drilling Contractor	: EnviroDynamics

Water Levels
▼ During Drilling - 11'
▽ After Completion - Not Applicable

Temp Well: DSB-1
Ground Elev.: 734.70

Depth in feet	USCS	DESCRIPTION	Samples	Total PID (ppm)	Sample Recovery (%)
0–3	CL	SILTY CLAY, medium stiff, brown, moist, trace gravel & sand	1	0.0	100
			2	0.0	100
4–8	SC	CLAYEY SAND, medium dense - loose, brown, moist, medium grained	3	0.0*	100
			4	0.0*	100
8–19.5	SM	SAND, brown, medium dense, with gravel & fines	5	0.0	100
		Wet, traces of gravel & silt @ 11 feet	6	0.0	100
			7	0.0	100
		Brown-grey, medium to coarse grained @ 14 feet	8	0.0*	100
		Gravelly, brown @ 17 feet	9	0.0	100
		Coarse, brown-grey, with gravel @ 18.5 feet	10	0.0	100
19.5–20	ML	CLAYEY SILT, moist, brown-grey			
20–21	SP	SAND, coarse, brown-grey, wet, traces of gravel & silt	11	0.0*	100
21–25	CL	SILTY CLAY, hard/very stiff, slightly moist, grey, traces of gravel & sand	12	0.0	100

Boring completed at 25.0 feet BGS.

04-08-2019 I:\Indy Environmental\Project Files\AMPHENOL\Work Plans_2018\Off-Site Groundwater Investigation\1Q19 Investigation\DSB-1.BOR

LOG OF BORING DSB-2

Former Amphenol Corporation
980 Hurricane Road
Franklin, IN
EPA ID # IND 044 587 848

Date Completed	: 02/25/2019	Casing Size	: NA
Drilling Method	: Direct Push	Initial Water Level	: 15'
Sampling Method	: Dual Tube	Final Water Level	: NA
Field/Office Logged	: CN/LL	Selected for Analysis	: *
Hole Diameter	: 2.25"	Drilling Contractor	: EnviroDynamics

Water Levels
▼ During Drilling - 15'
▽ After Completion - Not Applicable

Temp Well: DSB-2
Ground Elev.: 734.60

Depth in feet	USCS	DESCRIPTION	Samples	Total PID (ppm) (0 15 30)	Total PID (ppm)	Sample Recovery (%)
0–1	AR	ASPHALT/GRAVEL	1		0.0	100
1–5	CL	SANDY CLAY, moist, brown, traces of gravel Very Sandy @ 4 feet	2		0.0	100
			3		0.0*	100
5–8	SP	SAND, medium grained, moist, brown	4		0.0*	100
8–19	SM	SAND, dense, brown, with gravel & fines, varying colors	5		0.0	100
			6		0.0	100
		Very moist, brown-grey @ 12.5 feet	7		0.0	100
		Wet, very coarse, with silt @ 15 feet	8		0.0*	100
		Reddish from 16 - 16.75 feet Saturated, brown, gravelly, silty @ 16.75 feet	9		0.0	100
19–20	CL	SAND, grey, with clays @ 18.5 feet	10		0.0	100
20–22	SM	SAND, dense, very coarse, wet, with silt	11		0.0*	100
22–24	CL	SILTY CLAY, hard/very stiff, slightly moist, grey, traces of gravel & sand	12		0.0	100
24–25		Boring completed at 24.5 feet BGS.				

04-08-2019 I:\Indy Environmental\Project Files\AMPHENOL\Work Plans_2018\Off-Site Groundwater Investigation\1Q19 Investigation\DSB-2.BOR

LOG OF BORING DSB-3

Former Amphenol Corporation
980 Hurricane Road
Franklin, IN
EPA ID # IND 044 587 848

Date Completed	: 02/25/2019	Casing Size	: NA
Drilling Method	: Direct Push	Initial Water Level	: 13.5'
Sampling Method	: Dual Tube	Final Water Level	: NA
Field/Office Logged	: CN/LL	Selected for Analysis	: *
Hole Diameter	: 2.25"	Drilling Contractor	: EnviroDynamics

Water Levels
▼ During Drilling - 13.5'
▽ After Completion - Not Applicable

Temp Well: DSB-3
Ground Elev.: 734.60

Depth in feet	USCS	DESCRIPTION	Samples	Total PID (ppm)	Sample Recovery (%)
0–1	AR	ASPHALT/GRAVEL sub-base	1	0.0	100
1–7	CL	SANDY CLAY, moist, brown, traces of gravel Very sandy @ 5 feet	2, 3, 4	0.0, 0.0*, 0.0*	100, 100, 100
7–8	SP	SAND, medium grained, brown, moist			
8–20	SM	SAND, slightly moist, dense, brown, with gravel & fines Moist @ 11 feet Brown-grey, wet, gravelly with silt @ 13.5 feet Brown @ 14.5 feet	5, 6, 7, 8, 9, 10	0.0, 0.0, 0.0, 0.0*, 0.0, 0.0	100, 100, 100, 100, 100, 100
20–22	SP	SAND, coarse, brown-grey, with traces of silt Very coarse, with gravel @ 21 feet Medium to coarse grained, poorly-sorted @ 22 feet	11	0.0*	100
22–24	CL	SILTY CLAY, hard/very stiff, slightly moist, grey, traces of gravel & sand	12	0.0	100

Boring completed at 24.0 feet BGS.

LOG OF BORING DSB-4

Former Amphenol Corporation
980 Hurricane Road
Franklin, IN
EPA ID # IND 044 587 848

Date Completed	: 02/25/2019	Casing Size	: NA
Drilling Method	: Direct Push	Initial Water Level	: 17'
Sampling Method	: Dual Tube	Final Water Level	: NA
Field/Office Logged	: CN/LL	Selected for Analysis	: *
Hole Diameter	: 2.25"	Drilling Contractor	: EnviroDynamics

Water Levels
▼ During Drilling - 17'
▽ After Completion - Not Applicable

Temp Well: DSB-4
Ground Elev.: 735.30

Depth in feet	USCS	DESCRIPTION	Samples	Total PID (ppm) (0 15 30)	Total PID (ppm)	Sample Recovery (%)
0	AR	ASPHALT/GRAVEL sub-base				
1	CL	SANDY CLAY, very soft	1		0.0	50
		No Recovery				
2						
3			2		-	0
4						
5	CL	SANDY CLAY, very soft	3		0.0	50
6						
7			4		0.0*	100
8		Medium stiff @ 8 feet				
9	SM	SAND, dense, slightly moist, brown, with gravel & fines	5		0.0*	100
10						
11			6		0.0	100
12						
13			7		0.0	100
14		Moist @ 14.5 feet				
15		Very moist, brown-grey, with fines @ 15 feet	8		0.0	100
16						
17		Wet, brown @ 17 feet	9		0.0*	100
18						
19			10		0.0	100
20	SP	SAND, dense, coarse, brown-grey, wet				
21			11		0.0	100
22						
23			12		0.0*	100
24	CL	SILTY CLAY, hard/very stiff, slightly moist, grey, traces of gravel & sand	13		0.0	100
25		Boring completed at 25.0 feet BGS.				

04-08-2019 I:\Indy Environmental\Project Files\AMPHENOL\Work Plans_2018\Off-Site Groundwater Investigation\1Q19 Investigation\DSB-4.BOR

LOG OF BORING DSB-5

Former Amphenol Corporation
980 Hurricane Road
Franklin, IN
EPA ID # IND 044 587 848

Date Completed	: 02/25/2019	Casing Size	: NA
Drilling Method	: Direct Push	Initial Water Level	: 15'
Sampling Method	: Dual Tube	Final Water Level	: NA
Field/Office Logged	: CN/LL	Selected for Analysis	: *
Hole Diameter	: 2.25"	Drilling Contractor	: EnviroDynamics

Water Levels
▼ During Drilling - 15'
▽ After Completion - Not Applicable

Temp Well: DSB-5
Ground Elev.: 735.40

Depth in feet	USCS	DESCRIPTION	Samples	Total PID (ppm)	Sample Recovery (%)
0–1	AR	ASPHALT/GRAVEL sub-base	1	4.2	100
1–7	CL	SANDY CLAY, soft to medium stiff, brown, moist Very Sandy @ 5 feet	2 3 4	0.7 0.2 0.1*	100 100 100
7–15	SP	SAND, medium dense/dense, slightly moist, brown, poorly-sorted, with gravel & fines	5 6 7 8	0.0* 0.0 0.0 0.0	100 100 100 100
15–20	SM	SILTY SAND, very coarse, brown, wet, traces of gravel	9 10	0.0* 0.0	100 100
20–24	SP	SAND, medium to coarse grained, brown-grey, wet, coarsens to very coarse with depth	11 12	0.0 0.0*	100 100
24–25	CL	SILTY CLAY, hard/very stiff, slightly moist, grey, traces of gravel & sand	13	0.0	100

Boring completed at 24.5 feet BGS.

LOG OF BORING DSB-6

Former Amphenol Corporation
980 Hurricane Road
Franklin, IN
EPA ID # IND 044 587 848

Date Completed	: 02/25/2019	Casing Size	: NA
Drilling Method	: Direct Push	Initial Water Level	: 13'
Sampling Method	: Dual Tube	Final Water Level	: NA
Field/Office Logged	: CN/LL	Selected for Analysis	: *
Hole Diameter	: 2.25"	Drilling Contractor	: EnviroDynamics

Water Levels
▼ During Drilling - 13'
▽ After Completion - Not Applicable

Temp Well: DSB-6
Ground Elev.: 735.40

Depth in feet	USCS	DESCRIPTION	Samples	Total PID (ppm)	Sample Recovery (%)
0–1	AR	ASPHALT/GRAVEL sub-base	1	0.0	100
1–7	CL	SANDY CLAY, medium stiff, brown, moist, traces of gravel Very sandy @ 4 feet	2 3 4	0.0 0.0 0.0*	100 100 100
7–15	SP	SAND, medium dense/dense, slightly moist, brown, poorly-sorted, with gravel & fines Moist @ 12 feet Wet, dense @ 13 feet	5 6 7 8	0.0* 0.0 0.0 0.0	100 100 100 100
15–20	SM	SILTY SAND, coarse, brown-grey, wet, poorly-sorted, traces of gravel	9 10	0.1* 7.0	100 100
20–24	SP	SAND, coarse, brown-grey, wet, poorly-sorted	11 12	0.1 0.0*	100 100
24–25	CL	SILTY CLAY, hard/very stiff, slightly moist, grey, traces of gravel & sand	13	0.0	100

Boring completed at 25.0 feet BGS.

04-08-2019 I:\Indy Environmental\Project Files\AMPHENOL\Work Plans_2018\Off-Site Groundwater Investigation\1Q19 Investigation\DSB-6.BOR

LOG OF BORING DSB-7

Former Amphenol Corporation
980 Hurricane Road
Franklin, IN
EPA ID # IND 044 587 848

Date Completed	: 02/25/2019	Casing Size	: NA
Drilling Method	: Direct Push	Initial Water Level	: 13'
Sampling Method	: Dual Tube	Final Water Level	: NA
Field/Office Logged	: CN/LL	Selected for Analysis	: *
Hole Diameter	: 2.25"	Drilling Contractor	: EnviroDynamics

Water Levels
▼ During Drilling - 13'
▽ After Completion - Not Applicable

Temp Well: DSB-7
Ground Elev.: 735.30

Depth in feet	USCS	DESCRIPTION	Samples	Total PID (ppm)	Sample Recovery (%)
0–1	AR	ASPHALT/GRAVEL sub-base	1	4.5	100
1–7	CL	SANDY CLAY, medium stiff, brown, moist, traces of gravel Very sandy @ 4 feet	2 3 4	1.4 0.1 0.1*	100 100 100
7–13	SP	SAND, medium dense/dense, slightly moist, brown, poorly-sorted, with gravel & fines	5 6 7	0.3* 0.2 0.0	100 100 100
13–20	SM	SAND, medium grained, wet, brown-grey, with silt SILTY, coarse, poorly-sorted, traces of gravel @ 15 feet	8 9 10	0.0 0.0* 0.0	100 100 100
20–24	SP	SAND, coarse, brown-grey, wet, poorly-sorted	11 12	0.0 0.1*	100 100
24–25	CL	SILTY CLAY, hard/very stiff, slightly moist, grey, traces of gravel & sand	13	0.1	100

Total PID (ppm): 0 15 30

Boring completed at 25.0 feet BGS.

04-08-2019 I:\Indy Environmental\Project Files\AMPHENOL\Work Plans_2018\Off-Site Groundwater Investigation\1Q19 Investigation\DSB-7.BOR

LOG OF BORING DSB-8

Former Amphenol Corporation
980 Hurricane Road
Franklin, IN
EPA ID # IND 044 587 848

Date Completed	: 02/25/2019	Casing Size	: NA
Drilling Method	: Direct Push	Initial Water Level	: 15'
Sampling Method	: Dual Tube	Final Water Level	: NA
Field/Office Logged	: CN/LL	Selected for Analysis	: *
Hole Diameter	: 2.25"	Drilling Contractor	: EnviroDynamics

Water Levels
- During Drilling - 15'
- After Completion - Not Applicable

Temp Well: DSB-8
Ground Elev.: 733.90

Depth in feet	USCS	DESCRIPTION	Samples	Total PID (ppm)	Sample Recovery (%)
0–1	AR	ASPHALT/GRAVEL sub-base	1	6.3	100
1–7	CL	SANDY CLAY, medium stiff, brown, moist, traces of gravel Very sandy @ 4 feet	2	4.8	100
			3	0.3	100
			4	0.1*	100
7–12	SP	SAND, medium dense/dense, slightly moist, brown, poorly-sorted, with gravel & fines	5	0.3*	100
			6	0.1	100
12–24.5	SM	SAND, medium grained, very moist, brown-grey, traces of silt	7	0.1	100
		Brown @ 14.5 feet SILTY, brown-grey, saturated, coarsens with depth to very coarse, with gravel @ 15 feet	8	0.1	100
			9	0.1	100
			10	0.1*	100
			11	0.1	100
			12	0.1	100
24.5–25	ML	Fine SILT, clayey with depth	13	0.0*	100
25–30	CL	SILTY CLAY, hard/very stiff, slightly moist, grey, traces of gravel & sand	14	0.0	100
			15	0.0	100

Boring completed at 30.0 feet BGS.

04-08-2019 I:\Indy Environmental\Project Files\AMPHENOL\Work Plans_2018\Off-Site Groundwater Investigation\1Q19 Investigation\DSB-8.BOR

LOG OF BORING DSB-9

Former Amphenol Corporation
980 Hurricane Road
Franklin, IN
EPA ID # IND 044 587 848

Date Completed	: 02/25/2019	Casing Size	: NA
Drilling Method	: Direct Push	Initial Water Level	: 10'
Sampling Method	: Dual Tube	Final Water Level	: NA
Field/Office Logged	: CN/LL	Selected for Analysis	: *
Hole Diameter	: 2.25"	Drilling Contractor	: EnviroDynamics

Water Levels
▼ During Drilling - 10'
▽ After Completion - Not Applicable

Temp Well: DSB-9
Ground Elev. : 733.40

Depth in feet	USCS	DESCRIPTION	Samples	Total PID (ppm)	Sample Recovery (%)
0–1	AR	ASPHALT/GRAVEL sub-base	1	3.0	100
1–8	CL	SANDY CLAY, medium stiff, brown, moist Very sandy @ 6 feet	2	0.8	100
			3	0.1	100
			4	0.0*	100
8–10	SP	SAND, medium dense/dense, moist, brown, poorly-sorted, with gravel & fines	5	0.0*	100
10–25	SM	SILTY SAND, coarse, brown, wet Very coarse @ 17 feet Coarse @ 20 feet Very coarse @ 23 feet	6	0.0	100
			7	0.0	100
			8	0.0	100
			9	0.0	100
			10	0.0*	100
			11	0.1	100
			12	0.0	100
			13	0.0*	100
25–30	CL	No Recovery from 20 - 25 feet (SILTY CLAY, hard/very stiff, slightly moist, grey, traces of gravel & sand in cutting shoe)	14	-	0
			15	-	0

Boring completed at 30.0 feet BGS.

LOG OF BORING DSB-10

Former Amphenol Corporation
980 Hurricane Road
Franklin, IN
EPA ID # IND 044 587 848

Date Completed	: 02/26/2019	Casing Size	: NA
Drilling Method	: Direct Push	Initial Water Level	: 12'
Sampling Method	: Dual Tube	Final Water Level	: NA
Field/Office Logged	: CN/LL	Selected for Analysis	: *
Hole Diameter	: 2.25"	Drilling Contractor	: EnviroDynamics

Water Levels
▼ During Drilling - 12'
▽ After Completion - Not Applicable

Temp Well: DSB-10
Ground Elev.: 733.30

Depth in feet	USCS	DESCRIPTION	Samples	Total PID (ppm)	Sample Recovery (%)
0–1	AR	ASPHALT/GRAVEL sub-base	1	0.1	100
1–7	CL	SANDY CLAY, medium stiff, brown, traces of gravel Very sandy @ 4 feet	2 3 4	0.0 0.0 0.0*	100 100 100
7–12	SP	SAND, medium dense/dense, slightly moist, brown, poorly-sorted, with gravel & fines	5 6	0.0* 0.0	100 100
12–23	SM	SILTY SAND, coarse, brown-grey, wet, traces of gravel Very coarse, less silt @ 15 feet Medium to coarse grained @ 20 feet Coarse @ 20.5 feet	7 8 9 10 11	0.0 0.0 0.0* 0.0 0.0*	100 100 100 100 100
23–24	CL	SILTY CLAY, hard/very stiff, slightly moist, grey, traces of gravel & sand	12	0.0	100

Boring completed at 24 feet BGS.

04-08-2019 I:\Indy Environmental\Project Files\AMPHENOL\Work Plans_2018\Off-Site Groundwater Investigation\1Q19 Investigation\DSB-10.BOR

LOG OF BORING DSB-11

Former Amphenol Corporation
980 Hurricane Road
Franklin, IN
EPA ID # IND 044 587 848

Date Completed	: 02/26/2019	Casing Size	: NA
Drilling Method	: Direct Push	Initial Water Level	: 12'
Sampling Method	: Dual Tube	Final Water Level	: NA
Field/Office Logged	: CN/LL	Selected for Analysis	: *
Hole Diameter	: 2.25"	Drilling Contractor	: EnviroDynamics

Water Levels
▼ During Drilling - 12'
▽ After Completion - Not Applicable

Temp Well: DSB-11
Ground Elev.: 733.30

Depth in feet	USCS	DESCRIPTION	Samples	Total PID (ppm)	Sample Recovery (%)
0	AR	ASPHALT/GRAVEL sub-base			
1	CL	SANDY CLAY, medium stiff, brown, moist	1	0.1	100
2					
3			2	0.0	100
4					
5			3	0.0	100
6		Very sandy @ 6 feet			
7			4	0.0*	100
8	SP	SAND, medium dense/dense, slightly moist, brown, poorly-sorted, with gravel & fines			
9			5	0.0*	100
10					
11			6	0.0	100
12	SM	SILTY SAND, brown, wet, gravelly			
13			7	0.0	100
14					
15			8	0.0*	100
16		Medium grained @ 16.5 feet			
17		Coarse to very coarse @ 17.5 feet	9	0.0	100
18					
19		Less silt, medium grained, brown-grey @ 19.5 feet	10	0.0	100
20					
21			11	0.0*	100
22	CL	SILTY CLAY, hard/very stiff, slightly moist, grey, traces of gravel & silt			
23			12	0.0	100
24		Boring completed at 24 feet BGS.			

Total PID (ppm): 0 15 30

04-08-2019 I:\Indy Environmental\Project Files\AMPHENOL\Work Plans_2018\Off-Site Groundwater Investigation\1Q19 Investigation\DSB-11.BOR

LOG OF BORING DSB-12

Former Amphenol Corporation
980 Hurricane Road
Franklin, IN
EPA ID # IND 044 587 848

Date Completed	: 02/26/2019	Casing Size	: NA
Drilling Method	: Direct Push	Initial Water Level	: 15'
Sampling Method	: Dual Tube	Final Water Level	: NA
Field/Office Logged	: CN/LL	Selected for Analysis	: *
Hole Diameter	: 2.25"	Drilling Contractor	: EnviroDynamics

Water Levels
▼ During Drilling - 15'
▽ After Completion - Not Applicable

Temp Well: DSB-12
Ground Elev.: 733.20

Depth in feet	USCS	DESCRIPTION	Samples	Total PID (ppm)	Sample Recovery (%)
0	AR	ASPHALT/GRAVEL sub-base			
1	CL	SANDY CLAY, medium stiff, moist, brown	1	0.6	100
2					
3			2	0.1	100
4					
5		Very sandy @ 5 feet	3	0.0	100
6	SP	SAND, medium dense/dense, slightly moist, brown, poorly-sorted, with gravel & fines			
7			4	0.0*	100
8					
9			5	0.0*	100
10					
11			6	0.0	100
12	SM	SILTY SAND, rocky, very moist, with fines			
13			7	0.0	100
14					
15		Very coarse, brown, wet, with gravel @ 15 feet	8	0.0	100
16					
17			9	0.0*	100
18		Medium to coarse grained @ 18 feet			
19			10	0.0	100
20	SP	SAND, medium to fine grained, brown-grey, wet, with silt			
21		Coarse @ 21 feet Medium grained @ 21.5 feet	11	0.0	100
22		Medium fine to medium grained @ 22 feet			
23	CL	SILTY CLAY, hard/very stiff, slightly moist, grey, traces of gravel & silt	12	0.0*	100
24		Boring completed at 23.5 feet BGS.			

Total PID (ppm) scale: 0 15 30

LOG OF BORING DSB-13

Former Amphenol Corporation
980 Hurricane Road
Franklin, IN
EPA ID # IND 044 587 848

Date Completed	: 02/26/2019	Casing Size	: NA
Drilling Method	: Direct Push	Initial Water Level	: 10.5'
Sampling Method	: Dual Tube	Final Water Level	: NA
Field/Office Logged	: CN/LL	Selected for Analysis	: *
Hole Diameter	: 2.25"	Drilling Contractor	: EnviroDynamics

Water Levels
▼ During Drilling - 10.5'
▽ After Completion - Not Applicable

Temp Well: DSB-13
Ground Elev.: 733.20

Depth in feet	USCS	DESCRIPTION	Samples	Total PID (ppm)	Sample Recovery (%)
0	AR	ASPHALT/GRAVEL sub-base			
1	CL	SANDY CLAY, moist, medium stiff, brown	1	4.3	100
2					
3			2	3.7	100
4					
5			3	0.3	100
6		Very sandy @ 6 feet			
7			4	0.1*	100
8	SP	SAND, medium dense/dense, slightly moist, brown, poorly-sorted, with gravel & fines			
9			5	0.1*	100
10	CL	SANDY CLAY, brown, stiff, moist			
11	SM	SILTY SAND, medium grained, poorly sorted, brown, wet	6	0.0	100
12					
13			7	0.0*	100
14					
15		Less silt, grades to very coarse @ 15 feet	8	0.1	100
16					
17	CL	SILTY CLAY, hard/very stiff, slightly moist, traces of gravel & sand	9	0.0*	100
18		Boring completed at 18.0 feet BGS.			

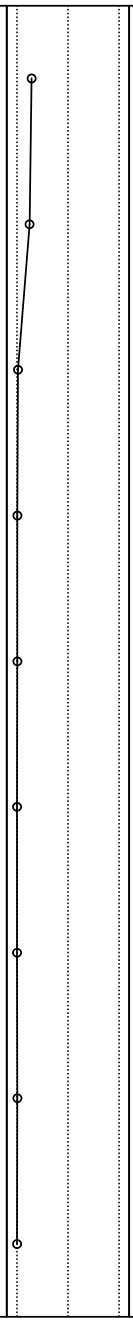

04-08-2019 I:\Indy Environmental\Project Files\AMPHENOL\Work Plans_2018\Off-Site Groundwater Investigation\1Q19 Investigation\DSB-13.BOR

LOG OF BORING DSB-14

Former Amphenol Corporation
980 Hurricane Road
Franklin, IN
EPA ID # IND 044 587 848

Date Completed	: 02/26/2019	Casing Size	: NA
Drilling Method	: Direct Push	Initial Water Level	: 10.5'
Sampling Method	: Dual Tube	Final Water Level	: NA
Field/Office Logged	: CN/LL	Selected for Analysis	: *
Hole Diameter	: 2.25"	Drilling Contractor	: EnviroDynamics

Water Levels
▼ During Drilling - 10.5'
▽ After Completion - Not Applicable

Temp Well: DSB-14
Ground Elev.: 728.70

Depth in feet	USCS	DESCRIPTION	Samples	Total PID (ppm)	Sample Recovery (%)
0	AR	ASPHALT/GRAVEL sub-base			
1	CL	SANDY CLAY, moist, medium stiff, brown	1	0.0	100
2			2	0.0	100
3		Very sandy @ 3.5 feet			
4			3	0.1	100
5	SP	SAND, medium dense/dense, slightly moist, brown, poorly-sorted, with gravel & fines			
6			4	0.0	100
7					
8			5	0.0*	100
9		Moist @ 9 feet			
10	SM	SAND, coarse to medium grained, brown-grey, wet, traces of gravel and silt			
11			6	0.0*	100
12			7	0.0*	100
13	SM	SILTY CLAY, hard/very stiff, slightly moist, grey, traces of gravel & sand			
14			8	0.1	100
15		Boring completed at 15.0 feet BGS.			

Total PID (ppm) scale: 0 15 30

04-08-2019 I:\Indy Environmental\Project Files\AMPHENOL\Work Plans_2018\Off-Site Groundwater Investigation\1Q19 Investigation\DSB-14.BOR

LOG OF BORING DSB-15

Former Amphenol Corporation
980 Hurricane Road
Franklin, IN
EPA ID # IND 044 587 848

Date Completed	: 02/26/2019	Casing Size	: NA
Drilling Method	: Direct Push	Initial Water Level	: 10'
Sampling Method	: Dual Tube	Final Water Level	: NA
Field/Office Logged	: CN/LL	Selected for Analysis	: *
Hole Diameter	: 2.25"	Drilling Contractor	: EnviroDynamics

Water Levels
▼ During Drilling - 10'
▽ After Completion - Not Applicable

Temp Well: DSB-15
Ground Elev.: 728.70

Depth in feet	USCS	DESCRIPTION	Samples	Total PID (ppm)	Sample Recovery (%)
0	AR	ASPHALT/GRAVEL sub-base			
1	CL	SANDY CLAY, moist, brown, medium stiff	1	0.1	100
2			2	0.0	100
3					
4			3	0.0	100
5					
6	SP	SAND, medium dense/dense, slightly moist, brown, poorly-sorted, with gravel & fines	4	0.0	100
7					
8			5	0.0*	100
9					
10	SM	SILTY SAND, coarse, wet, brown, traces of gravel	6	0.0*	100
11					
12	CL	SILTY CLAY, stiff, moist, brown, traces of gravel & sand	7	0.0*	100
13	SM	SILTY SAND, dense, coarse, brown, wet, traces of gravel			
14	CL	SILTY CLAY, hard/very stiff, slightly moist, grey, traces of gravel & sand	8	0.0	100
15		Boring completed at 15.0 feet BGS.			

Total PID (ppm) 0 15 30

04-08-2019 I:\Indy Environmental\Project Files\AMPHENOL\Work Plans_2018\Off-Site Groundwater Investigation\1Q19 Investigation\DSB-15.BOR

LOG OF BORING DSB-16

Former Amphenol Corporation
980 Hurricane Road
Franklin, IN
EPA ID # IND 044 587 848

Date Completed	: 02/26/2019	Casing Size	: NA
Drilling Method	: Direct Push	Initial Water Level	: 8'
Sampling Method	: Dual Tube	Final Water Level	: NA
Field/Office Logged	: CN/LL	Selected for Analysis	: *
Hole Diameter	: 2.25"	Drilling Contractor	: EnviroDynamics

Water Levels
▼ During Drilling - 8'
▽ After Completion - Not Applicable

Temp Well: DSB-16
Ground Elev.: 728.60

Depth in feet	USCS	DESCRIPTION	Samples	Total PID (ppm)	Sample Recovery (%)
0	AR	ASPHALT/GRAVEL sub-base			
1	CL	SANDY CLAY, moist, medium stiff, brown	1	0.1	100
2					
3			2	0.0	100
4		Very sandy @ 4 feet			
5			3	0.0	100
6					
7			4	0.0	100
8	SM	SILTY SAND, medium grained, brown-grey, wet			
9			5	0.0*	100
10		Coarse to medium grained @ 10 feet			
11			6	0.0*	100
12	CL	SILTY CLAY, brown, stiff			
13	SM	SILTY SAND, coarse to medium grained, brown-grey, wet	7	0.0*	100
14	CL	SILTY CLAY, stiff, brown			
15	SM	SILTY SAND, fine grained, grey, saturated	8	0.0*	100
16	CL	SILTY CLAY, hard/very stiff, slightly moist, grey, traces of gravel & sand	9	0.0	100

Total PID (ppm) scale: 0 15 30

Boring completed at 16.5 feet BGS.

04-08-2019 I:\Indy Environmental\Project Files\AMPHENOL\Work Plans_2018\Off-Site Groundwater Investigation\1Q19 Investigation\DSB-16.BOR

LOG OF BORING DSB-17

Former Amphenol Corporation
980 Hurricane Road
Franklin, IN
EPA ID # IND 044 587 848

Date Completed	: 02/26/2019	Casing Size	: NA
Drilling Method	: Direct Push	Initial Water Level	: 8.75'
Sampling Method	: Dual Tube	Final Water Level	: NA
Field/Office Logged	: CN/LL	Selected for Analysis	: *
Hole Diameter	: 2.25"	Drilling Contractor	: EnviroDynamics

Water Levels
- During Drilling - 8.75'
- After Completion - Not Applicable

Temp Well: DSB-17
Ground Elev.: 728.60

Depth in feet	USCS	DESCRIPTION	Samples	Total PID (ppm)	Sample Recovery (%)
0	AR	ASPHALT/GRAVEL sub-base			
1	CL	SANDY CLAY FILL MATERIAL	1	0.7	100
2			2	0.1	100
3					
4			3	0.0	100
5					
6			4	0.0	100
7					
8		Asphalt @ 8.5 - 8.75 feet			
9	SM	SILTY SAND, coarse to medium grained, medium dense, wet, traces of gravel	5	0.0*	100
10					
11			6	0.0*	100
12		~ 2-inch silty clay seam @ 12.5 feet			
13			7	0.0*	100
14	CL	SILTY CLAY, hard/very stiff, slightly moist, grey, traces of gravel & sand	8	0.0	100
15		Boring completed at 15.0 feet BGS.			

Total PID (ppm): 0 15 30

04-08-2019 I:\Indy Environmental\Project Files\AMPHENOL\Work Plans_2018\Off-Site Groundwater Investigation\1Q19 Investigation\DSB-17.BOR

LOG OF BORING DSB-18

Former Amphenol Corporation
980 Hurricane Road
Franklin, IN
EPA ID # IND 044 587 848

Date Completed	: 02/26/2019	Casing Size	: NA
Drilling Method	: Direct Push	Initial Water Level	: 10'
Sampling Method	: Dual Tube	Final Water Level	: NA
Field/Office Logged	: CN/LL	Selected for Analysis	: *
Hole Diameter	: 2.25"	Drilling Contractor	: EnviroDynamics

Water Levels
▼ During Drilling - 10'
▽ After Completion - Not Applicable

Temp Well: DSB-18
Ground Elev.: 728.40

Depth in feet	USCS	DESCRIPTION	Samples	Total PID (ppm) (0 15 30)	Total PID (ppm)	Sample Recovery (%)
0	AR	ASPHALT/GRAVEL sub-base				
1	CL	SANDY CLAY, moist, medium stiff, brown	1		0.1	100
2						
3			2		0.0	100
4						
5	SP	SAND, medium dense/dense, slightly moist, brown, poorly-sorted, with gravel & fines	3		0.0	100
6						
7			4		0.0	100
8		Very moist @ 8.5 feet				
9			5		0.0*	100
10	SM	SILTY SAND, coarse, wet, traces of gravel				
11			6		0.0*	100
12		Medium grained @ 12.75 feet				
13			7		0.0*	100
14	CL	SILTY CLAY, brown, stiff, moist Hard/very stiff, slightly moist, grey, traces of gravel & sand @ 14.25 feet	8		0.0	100
15		Boring completed at 15.0 feet BGS.				
16						

04-08-2019 I:\Indy Environmental\Project Files\AMPHENOL\Work Plans_2018\Off-Site Groundwater Investigation\1Q19 Investigation\DSB-18.BOR

LOG OF BORING DSB-19

Former Amphenol Corporation
980 Hurricane Road
Franklin, IN
EPA ID # IND 044 587 848

Date Completed	: 02/26/2019	Casing Size	: NA
Drilling Method	: Direct Push	Initial Water Level	: 8.5'
Sampling Method	: Dual Tube	Final Water Level	: NA
Field/Office Logged	: CN/LL	Selected for Analysis	: *
Hole Diameter	: 2.25"	Drilling Contractor	: EnviroDynamics

Water Levels
- During Drilling - 8.5'
- After Completion - Not Applicable

Temp Well: DSB-19
Ground Elev.: 728.30

Depth in feet	USCS	DESCRIPTION	Samples	Total PID (ppm)	Sample Recovery (%)
0	AR	ASPHALT/GRAVEL sub-base			
1	CL	CLAYEY FILL MATERIAL	1	4.4	50
2		No Recovery (soft material, rock pushed)	2	-	0
3					
4			3	0.0	50
5	CL	SANDY CLAY FILL MATERIAL			
6			4	0.0	100
7					
8					
9	SM	SILTY SAND, coarse, brown-grey, wet, traces of gravel,	5	0.0*	100
10					
11			6	0.0*	100
12					
13			7	0.0*	100
14		medium grained @ 13.75 feet			
15	CL	SILTY CLAY, brown, moist, stiff	8	0.0	100
	CL	SILTY CLAY, hard/very stiff, slightly moist, grey, traces of gravel & sand			
16		Boring completed at 15.0 feet BGS.			

Total PID (ppm) scale: 0 15 30

04-08-2019 I:\Indy Environmental\Project Files\AMPHENOL\Work Plans_2018\Off-Site Groundwater Investigation\1Q19 Investigation\DSB-19.BOR

LOG OF BORING DSB-20

Former Amphenol Corporation
980 Hurricane Road
Franklin, IN
EPA ID # IND 044 587 848

Date Completed	: 02/26/2019	Casing Size	: NA
Drilling Method	: Direct Push	Initial Water Level	: 10'
Sampling Method	: Dual Tube	Final Water Level	: NA
Field/Office Logged	: CN/LL	Selected for Analysis	: *
Hole Diameter	: 2.25"	Drilling Contractor	: EnviroDynamics

Water Levels
▼ During Drilling - 10'
▽ After Completion - Not Applicable

Temp Well: DSB-20
Ground Elev.: 728.5

Depth in feet	USCS	DESCRIPTION	Samples	Total PID (ppm) (0 15 30)	Total PID (ppm)	Sample Recovery (%)
0	AR	ASPHALT/GRAVEL sub-base				
1	CL	SANDY CLAY, moist, medium stiff, brown	1		0.0	100
2						
3			2		0.1	100
4						
5	SP	SAND, medium dense/dense, slightly moist, brown, poorly-sorted, with gravel & fines	3		0.0	100
6						
7			4		0.0	100
8		Moist @ 8 feet				
9			5		0.2*	100
10	SP	SILTY SAND, coarse, brown-grey, wet, poorly-sorted, traces of gravel				
11			6		0.0*	100
12						
13		Medium grained @ 13.5 feet	7		0.0*	100
14	CL	SILTY CLAY, brown, moist, stiff				
15		Hard/very stiff, slightly moist, grey, traces of gravel & sand @ 15 feet	8		0.0	100
16			9		0.0	100
17		Boring completed at 16.5 feet BGS.				

04-08-2019 I:\Indy Environmental\Project Files\AMPHENOL\Work Plans_2018\Off-Site Groundwater Investigation\1Q19 Investigation\DSB-20.BOR

LOG OF BORING DSB-21

Former Amphenol Corporation
980 Hurricane Road
Franklin, IN
EPA ID # IND 044 587 848

Date Completed	: 02/26/2019	Casing Size	: NA
Drilling Method	: Direct Push	Initial Water Level	: 10'
Sampling Method	: Dual Tube	Final Water Level	: NA
Field/Office Logged	: CN/LL	Selected for Analysis	: *
Hole Diameter	: 2.25"	Drilling Contractor	: EnviroDynamics

Water Levels
▼ During Drilling - 10'
▽ After Completion - Not Applicable

Temp Well: DSB-21
Ground Elev.: 728.20

Depth in feet	USCS	DESCRIPTION	Samples	Total PID (ppm)	Sample Recovery (%)
0	AR	ASPHALT/GRAVEL sub-base			
1	CL	SANDY CLAY FILL MATERIAL	1	5.1	100
2					
3			2	0.9	100
4					
5	CL	SANDY CLAY, moist, medium stiff, brown	3	0.0	100
6					
7			4	0.0	100
8		Very moist, very sandy, some coarse sand @ 7.5 feet			
9			5	0.0*	100
10	SM	SILTY SAND, coarse, wet, some silty clay seams			
11	CL	SILTY CLAY, brown, moist, stiff	6	0.0*	100
	SM	SILTY SAND, coarse, brown, wet			
12		Grey, medium grained @ 11.5 feet			
	CL	Very SILTY CLAY, grey, moist, stiff			
13	SP	SAND, fine to medium grained, brown, wet	7	0.0*	100
	CL	SILTY CLAY, brown, moist, stiff			
14	SP	SAND, medium to fine grained, brown-grey, wet, poorly sorted			
15	CL	SILTY CLAY, hard/very stiff, slightly moist, grey, traces of gravel & sand	8	0.0*	100
16			9	0.0	100
17		Boring completed at 16.5 feet BGS.			

Total PID (ppm) 0 15 30

04-08-2019 I:\Indy Environmental\Project Files\AMPHENOL\Work Plans_2018\Off-Site Groundwater Investigation\1Q19 Investigation\DSB-21.BOR

LOG OF BORING DSB-22

Former Amphenol Corporation
980 Hurricane Road
Franklin, IN
EPA ID # IND 044 587 848

Date Completed	: 02/26/2019	Casing Size	: NA
Drilling Method	: Direct Push	Initial Water Level	: 8.5'
Sampling Method	: Dual Tube	Final Water Level	: NA
Field/Office Logged	: CN/LL	Selected for Analysis	: *
Hole Diameter	: 2.25"	Drilling Contractor	: EnviroDynamics

Water Levels
▼ During Drilling - 8.5'
▽ After Completion - Not Applicable

Temp Well: DSB-22
Ground Elev.: 726.70

Depth in feet	USCS	DESCRIPTION	Samples	Total PID (ppm)	Sample Recovery (%)
0	AR	ASPHALT/GRAVEL sub-base			
1	CL	SANDY CLAY FILL MATERIAL	1	5.2	100
2	CL	SANDY CLAY, brown, moist, medium stiff	2	0.0	100
3	CL				
4	CL	Very sandy @ 4 feet	3	0.1	100
5	CL				
6	CL		4	0.0	100
7	CL	Very moist, very silty @ 7.5 feet			
8	CL	Piece of asphalt @ 8 feet			
9	SM	SAND, coarse, brown, wet, traces of gravel & silt	5	0.0*	100
10	SM				
11	SM		6	0.0*	100
12	SM	Medium to fine grained , brown-grey @ 12.25 feet			
13	CL	SILTY CLAY, hard/very stiff, slightly moist, grey, traces of gravel & sand	7	0.0*	100
14	CL		8	0.0	100
15		Boring completed at 14.5 feet BGS.			

Total PID (ppm) 0 15 30

04-08-2019 I:\Indy Environmental\Project Files\AMPHENOL\Work Plans_2018\Off-Site Groundwater Investigation\1Q19 Investigation\DSB-22.BOR

LOG OF BORING DSB-23

Former Amphenol Corporation
980 Hurricane Road
Franklin, IN
EPA ID # IND 044 587 848

Date Completed	: 02/27/2019	Casing Size	: NA
Drilling Method	: Direct Push	Initial Water Level	: 7.5'
Sampling Method	: Dual Tube	Final Water Level	: NA
Field/Office Logged	: CN/LL	Selected for Analysis	: *
Hole Diameter	: 2.25"	Drilling Contractor	: EnviroDynamics

Water Levels
- During Drilling - 7.5'
- After Completion - Not Applicable

Temp Well: DSB-23
Ground Elev.: 724.60

Depth in feet	USCS	DESCRIPTION	Samples	Total PID (ppm)	Sample Recovery (%)
0	AR	ASPHALT/GRAVEL sub-base			
1	CL	SANDY CLAY FILL MATERIAL	1	20.3	100
2			2	8.0	100
3					
4					
5	CL	SANDY CLAY, moist, brown, medium stiff	3	2.6	100
6					
7			4	0.0*	100
8	SC	CLAY,LAYEY SAND, coarse, brown, soft, wet			
9			5	0.0*	100
10	SM	SILTY SAND, coarse, brown-grey, wet			
11	CL	SILTY CLAY, hard/very stiff, slightly moist, grey, traces of gravel & sand	6	0.0*	100
12	SM	SILTY SAND, fine grained, grey, wet			
13			7	0.0*	100
14	CL	SILTY CLAY, hard/very stiff, slightly moist, grey, traces of gravel & sand	8	0.0	100
15		Boring completed at 11.0 feet BGS.			

Total PID (ppm) 0 15 30

04-08-2019 I:\Indy Environmental\Project Files\AMPHENOL\Work Plans_2018\Off-Site Groundwater Investigation\1Q19 Investigation\DSB-23.BOR

LOG OF BORING DSB-24

Former Amphenol Corporation
980 Hurricane Road
Franklin, IN
EPA ID # IND 044 587 848

Date Completed	: 02/27/2019	Casing Size	: NA
Drilling Method	: Direct Push	Initial Water Level	: 6.5'
Sampling Method	: Dual Tube	Final Water Level	: NA
Field/Office Logged	: CN/LL	Selected for Analysis	: *
Hole Diameter	: 2.25"	Drilling Contractor	: EnviroDynamics

Water Levels
- During Drilling - 6.5'
- After Completion - Not Applicable

Temp Well: DSB-24
Ground Elev.: 722.20

Depth in feet	USCS	DESCRIPTION	Samples	Total PID (ppm)	Sample Recovery (%)
0	AR	ASPHALT/GRAVEL sub-base			
1	CL	SANDY CLAY FILL MATERIAL	1	0.1	100
2	CL	SANDY CLAY, soft to medium stiff, moist, brown	2	0.0	100
3	CL				
4	CL		3	0.0*	100
5	CL	Very moist, very sandy, soft @ 5.5 feet			
6	SM	SILTY SAND, coarse, wet, traces of gravel & clay	4	0.0*	100
7	SM				
8	SM	Gravelly @ 8 feet	5	0.0*	100
9	SM	Less silt, medium grained @ 9.5 feet			
10	CL	SILTY CLAY, brown, moist, stiff Hard, slightly moist, grey, traces of gravel & sand @ 10.5 feet	6	0.0	100
11		Boring completed at 11.0 feet BGS.			

Total PID (ppm) scale: 0 15 30

04-08-2019 I:\Indy Environmental\Project Files\AMPHENOL\Work Plans_2018\Off-Site Groundwater Investigation\1Q19 Investigation\DSB-24.BOR

LOG OF BORING DSB-25

Former Amphenol Corporation
980 Hurricane Road
Franklin, IN
EPA ID # IND 044 587 848

Date Completed	: 02/27/2019	Casing Size	: NA
Drilling Method	: Direct Push	Initial Water Level	: 6'
Sampling Method	: Dual Tube	Final Water Level	: NA
Field/Office Logged	: CN/LL	Selected for Analysis	: *
Hole Diameter	: 2.25"	Drilling Contractor	: EnviroDynamics

Water Levels
▼ During Drilling - 6'
▽ After Completion - Not Applicable

Temp Well: DSB-25
Ground Elev.: 722.30

Depth in feet	USCS	DESCRIPTION	Samples	Total PID (ppm)	Sample Recovery (%)
0	AR	ASPHALT/GRAVEL sub-base			
1	CL	SANDY CLAY, dark brown, soft, moist	1	23.1	100
2					
3			2	5.4	100
4					
5		Very moist @ 5 feet	3	0.0*	100
		Asphalt @ 6 feet			
6	SM	SILTY SAND, coarse, wet, brown, traces of gravel & clay			
		Gravelly @ 6.75 feet	4	0.0*	100
7	CL	SILTY CLAY, hard/very stiff, slightly moist, grey, traces of gravel & sand			
8					
9			5	0.0*	100
10		Boring completed at 10.0 feet BGS.			

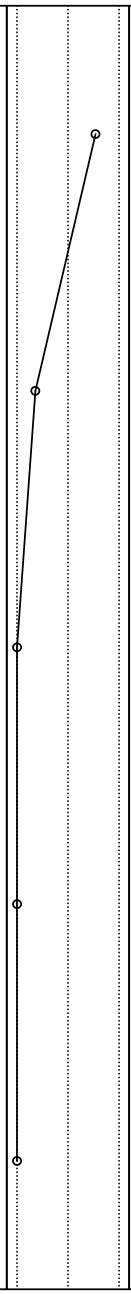

LOG OF BORING DSB-26

Former Amphenol Corporation
980 Hurricane Road
Franklin, IN
EPA ID # IND 044 587 848

Date Completed	: 02/27/2019	Casing Size	: NA
Drilling Method	: Direct Push	Initial Water Level	: 6'
Sampling Method	: Dual Tube	Final Water Level	: NA
Field/Office Logged	: CN/LL	Selected for Analysis	: *
Hole Diameter	: 2.25"	Drilling Contractor	: EnviroDynamics

Water Levels
▼ During Drilling - 6'
▽ After Completion - Not Applicable

Temp Well: DSB-26
Ground Elev.: 722.30

Depth in feet	USCS	GRAPHIC	DESCRIPTION	Samples	Total PID (ppm) (0 15 30)	Total PID (ppm)	Sample Recovery (%)
0			No Recovery (Rock pushed, soft material)				
1				1		-	0
2							
3				2		-	0
4							
5	CL		SANDY CLAY, dark brown, soft, very moist Asphalt @ 6 feet	3		0.4*	50
6	SM		SILTY SAND, coarse, wet, brown-grey, traces of gravel & clay Gravelly @ 6.75 feet				
7				4		0.0*	100
8	CL		SILTY CLAY, hard/very stiff, slightly moist, grey, traces of gravel & sand				
9				5		0.0	100
10			Boring completed at 10.0 feet BGS.				

LOG OF BORING DSB-27

Former Amphenol Corporation
980 Hurricane Road
Franklin, IN
EPA ID # IND 044 587 848

Date Completed	: 02/27/2019	Casing Size	: NA
Drilling Method	: Direct Push	Initial Water Level	: 6.5'
Sampling Method	: Dual Tube	Final Water Level	: NA
Field/Office Logged	: CN/LL	Selected for Analysis	: *
Hole Diameter	: 2.25"	Drilling Contractor	: EnviroDynamics

Water Levels
- During Drilling - 6.5'
- After Completion - Not Applicable

Temp Well: DSB-27
Ground Elev.: 722.00

Depth in feet	USCS	DESCRIPTION	Samples	Total PID (ppm)	Sample Recovery (%)
0	AR	ASPHALT/GRAVEL sub-base			
1	CL	SANDY CLAY, medium stiff, brown, moist	1	9.1	100
2			2	5.5	100
3					
4			3	0.0*	100
5					
6	SC	CLAYEY SAND, fine grained, very moist, dark brown-grey			
	SM	SILTY SAND, coarse, brown, wet			
7	CL	SANDY CLAY, soft, wet, brown	4	0.0*	100
	SC	CLAYEY SAND, coarse, soft, wet, brown Grades to fine soft sandy clay			
8	CL	SILTY CLAY, hard/very stiff, slightly moist, grey, traces of gravel & sand			
9			5	0.0	100
10		Boring completed at 10.0 feet BGS.			

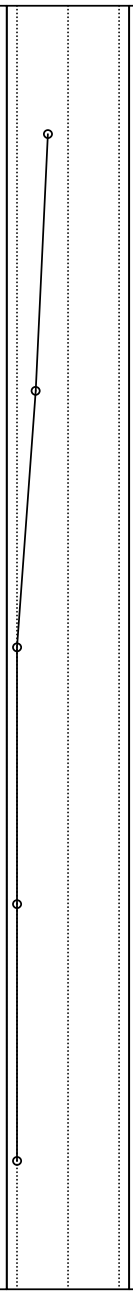

04-08-2019 I:\Indy Environmental\Project Files\AMPHENOL\Work Plans_2018\Off-Site Groundwater Investigation\1Q19 Investigation\DSB-27.BOR

LOG OF BORING DSB-28

Former Amphenol Corporation
980 Hurricane Road
Franklin, IN
EPA ID # IND 044 587 848

Date Completed	: 02/27/2019	Casing Size	: NA
Drilling Method	: Direct Push	Initial Water Level	: 5.5'
Sampling Method	: Dual Tube	Final Water Level	: NA
Field/Office Logged	: CN/LL	Selected for Analysis	: *
Hole Diameter	: 2.25"	Drilling Contractor	: EnviroDynamics

Water Levels
- During Drilling - 5.5'
- After Completion - Not Applicable

Temp Well: DSB-28
Ground Elev. : 722.00

Depth in feet	USCS	DESCRIPTION	Samples	Total PID (ppm)	Sample Recovery (%)
0	AR	ASPHALT/GRAVEL sub-base			
1	CL	SANDY CLAY, moist, brown, medium stiff	1	4.9	100
2			2	1.1	100
3					
4			3	0.0*	100
5					
6	SM	SILTY SAND, medium grained, wet, brown			
7	SC	SILTY CLAYEY SAND, coarse, wet, traces of gravel, brown	4	0.0*	100
8	CL	SILTY CLAY, brown, moist, stiff			
	SM	SILTY SAND, very coarse, grey, wet			
9	CL	SILTY CLAY, hard/very stiff, slightly moist, grey, traces of gravel & sand	5	0.0	100
10		Boring completed at 10.0 feet BGS.			

Total PID (ppm) 0 15 30

04-08-2019 I:\Indy Environmental\Project Files\AMPHENOL\Work Plans_2018\Off-Site Groundwater Investigation\1Q19 Investigation\DSB-28.BOR

LOG OF BORING DSB-29

Former Amphenol Corporation
980 Hurricane Road
Franklin, IN
EPA ID # IND 044 587 848

Date Completed	: 02/27/2019	Casing Size	: NA
Drilling Method	: Direct Push	Initial Water Level	: 5.25'
Sampling Method	: Dual Tube	Final Water Level	: NA
Field/Office Logged	: CN/LL	Selected for Analysis	: *
Hole Diameter	: 2.25"	Drilling Contractor	: EnviroDynamics

Water Levels
▼ During Drilling - 5.25'
▽ After Completion - Not Applicable

Temp Well: DSB-29
Ground Elev. : 721.30

Depth in feet	USCS	DESCRIPTION	Samples	Total PID (ppm)	Sample Recovery (%)
0	AR	ASPHALT/GRAVEL sub-base			
1	CL	SANDY FILL MATERIAL	1	4.9	100
2		Brick @ 2.25 Feet			
3	CL	SANDY CLAY, medium stiff to soft, dark brown, moist	2	1.0	100
4					
5			3	0.0*	100
	SC	CLAYEY SAND, coarse to medium grained, brown, wet			
6	CL	Very SANDY CLAY, fine grained, soft, wet, brown-grey			
7			4	0.0*	100
8	CL	SILTY CLAY, hard/very stiff, slightly moist, grey, traces of gravel & sand			
9			5	0.0	100
10		Boring completed at 10.0 feet BGS.			

Total PID (ppm) 0 15 30

04-08-2019 I:\Indy Environmental\Project Files\AMPHENOL\Work Plans_2018\Off-Site Groundwater Investigation\1Q19 Investigation\DSB-29.BOR

LOG OF BORING DSB-30

Former Amphenol Corporation
980 Hurricane Road
Franklin, IN
EPA ID # IND 044 587 848

Date Completed	: 02/27/2019	Casing Size	: NA
Drilling Method	: Direct Push	Initial Water Level	: 6'
Sampling Method	: Dual Tube	Final Water Level	: NA
Field/Office Logged	: CN/LL	Selected for Analysis	: *
Hole Diameter	: 2.25"	Drilling Contractor	: EnviroDynamics

Water Levels
▼ During Drilling - 6'
▽ After Completion - Not Applicable

Temp Well: DSB-30
Ground Elev.: 721.90

Depth in feet	USCS	DESCRIPTION	Samples	Total PID (ppm)	Sample Recovery (%)
0	AR	ASPHALT/GRAVEL sub-base			
1	CL	SANDY CLAY FILL MATERIAL	1	22.2	100
2	SC	CLAYEY SAND, medium grained, dark brown, moist, petroleum odor	2	1.7	100
3					
4					
5	SP	SAND, medium dense/dense, moist, brown, poorly-sorted, with gravel	3	0.0*	100
6	SM	SILTY SAND, medium dense, coarse, wet, brown-grey			
7	SC	Very CLAYEY SAND, soft, wet/saturated, brown-grey	4	0.0*	100
8	CL	SILTY CLAY, brown, moist, stiff			
	SP	SAND, gravelly, grey, wet, dense			
9	CL	SILTY CLAY, hard/very stiff, slightly moist, grey, traces of gravel & sand	5	0.0	100
10		Boring completed at 10.0 feet BGS.			

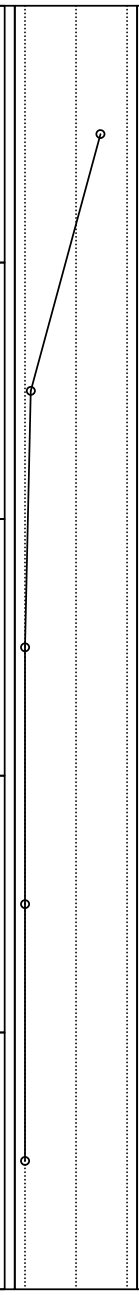

04-08-2019 I:\Indy Environmental\Project Files\AMPHENOL\Work Plans_2018\Off-Site Groundwater Investigation\1Q19 Investigation\DSB-30.BOR

LOG OF BORING DSB-31

Former Amphenol Corporation
980 Hurricane Road
Franklin, IN
EPA ID # IND 044 587 848

Date Completed	: 02/27/2019	Casing Size	: NA
Drilling Method	: Direct Push	Initial Water Level	: 9.5'
Sampling Method	: Dual Tube	Final Water Level	: NA
Field/Office Logged	: CN/LL	Selected for Analysis	: *
Hole Diameter	: 2.25"	Drilling Contractor	: EnviroDynamics

Water Levels
- During Drilling - 9.5'
- After Completion - Not Applicable

Temp Well: DSB-31
Ground Elev.: 721.90

Depth in feet	USCS	DESCRIPTION	Samples	Total PID (ppm)	Sample Recovery (%)
0	AR	ASPHALT/GRAVEL sub-base			
1	CL	SANDY CLAY FILL MATERIAL	1	5.4	100
2	SC	CLAYEY SAND, medium grained, dark brown, moist, petroleum odor	2	1.3	100
5	SP	SAND, medium dense/dense, moist, brown, poorly-sorted, with gravel	3	0.0*	100
6		Very moist (possible fill) @ 6.25 feet			
7			4	0.0*	100
8	SM	SILTY SAND, dense, brown-grey, grades to silty grey clay			
9			5	0.0*	100
	SP	SAND, medium to coarse grained, grey, wet, dense			
10	CL	SILTY CLAY, hard/very stiff, slightly moist, grey, traces of gravel & sand			

Boring completed at 10.0 feet BGS.

04-08-2019 I:\Indy Environmental\Project Files\AMPHENOL\Work Plans_2018\Off-Site Groundwater Investigation\1Q19 Investigation\DSB-31.BOR

LOG OF BORING DSB-32

Former Amphenol Corporation
980 Hurricane Road
Franklin, IN
EPA ID # IND 044 587 848

Date Completed	: 02/27/2019	Casing Size	: NA
Drilling Method	: Direct Push	Initial Water Level	: 7'
Sampling Method	: Dual Tube	Final Water Level	: NA
Field/Office Logged	: CN/LL	Selected for Analysis	: *
Hole Diameter	: 2.25"	Drilling Contractor	: EnviroDynamics

Water Levels
▼ During Drilling - 7'
▽ After Completion - Not Applicable

Temp Well: DSB-32
Ground Elev.: 722.20

Depth in feet	USCS	DESCRIPTION	Samples	Total PID (ppm)	Sample Recovery (%)
0	AR	ASPHALT/GRAVEL sub-base			
1	CL	SANDY CLAY, grey, very stiff, moist	1	4.1	100
2		No Recovery	2	-	0
3					
4			3	0.0*	50
5	CL	SANDY CLAY, soft, dark brown-grey, moist			
6	SP	SAND, medium dense/dense, moist, brown, poorly-sorted, with gravel & fines	4	0.0*	100
7	SM	SILTY SAND, medium grained, wet, poorly sorted, brown-grey			
8			5	0.0*	100
9					
10	CL	SILTY CLAY, brown, stiff, moist Hard/very stiff, slightly moist, grey, traces of gravel & sand @ 10.5 feet	6	0.0	100
11		Boring completed at 11.0 feet BGS.			

Total PID (ppm) 0 10 20

04-08-2019 I:\Indy Environmental\Project Files\AMPHENOL\Work Plans_2018\Off-Site Groundwater Investigation\1Q19 Investigation\DSB-32.BOR

LOG OF BORING DSB-33

Former Amphenol Corporation
980 Hurricane Road
Franklin, IN
EPA ID # IND 044 587 848

Date Completed	: 02/27/2019	Casing Size	: NA
Drilling Method	: Direct Push	Initial Water Level	: 5'
Sampling Method	: Dual Tube	Final Water Level	: NA
Field/Office Logged	: CN/LL	Selected for Analysis	: *
Hole Diameter	: 2.25"	Drilling Contractor	: EnviroDynamics

Water Levels
▼ During Drilling - 5'
▽ After Completion - Not Applicable

Temp Well: DSB-33
Ground Elev.: 723.60

Depth in feet	USCS	DESCRIPTION	Samples	Total PID (ppm)	Sample Recovery (%)
0	AR	ASPHALT/GRAVEL sub-base			
1	CL	CLAY/SAND/GRAVEL FILL MATERIAL, petroleum odor	1	7.6	50
2		No Recovery (rock pushed)	2	-	0
5	SM	SILTY SAND, coarse to medium grained, wet, brown-grey, traces of gravel	3	0.0	50
7			4	0.0*	100
9			5	0.0*	100
10	CL	SILTY CLAY, hard/very stiff, slightly moist, grey, traces of gravel & sand	6	0.0	100
11		Boring completed at 11.5 feet BGS.			
12					



04-08-2019 I:\Indy Environmental\Project Files\AMPHENOL\Work Plans_2018\Off-Site Groundwater Investigation\1Q19 Investigation\DSB-33.BOR

LOG OF BORING DSB-34

Former Amphenol Corporation
980 Hurricane Road
Franklin, IN
EPA ID # IND 044 587 848

Date Completed	: 02/27/2019	Casing Size	: NA
Drilling Method	: Direct Push	Initial Water Level	: 8.75'
Sampling Method	: Dual Tube	Final Water Level	: NA
Field/Office Logged	: CN/LL	Selected for Analysis	: *
Hole Diameter	: 2.25"	Drilling Contractor	: EnviroDynamics

Water Levels
▼ During Drilling - 8.75'
▽ After Completion - Not Applicable

Temp Well: DSB-34
Ground Elev. : 725.50

Depth in feet	USCS	DESCRIPTION	Samples	Total PID (ppm)	Sample Recovery (%)
0	AR	ASPHALT/GRAVEL sub-base			
1	CL	SANDY CLAY, medium stiff, dark brown-grey, moist	1	0.1	100
2					
3			2	0.1	100
4					
5		Stiff, brown @ 5 feet	3	0.0	100
6					
7			4	0.0*	100
8		Very moist, soft, brown @ 8 feet			
9	SP	SAND, coarse, wet, brown Silty, gravelly, with traces of clay @ 9 feet	5	0.0*	100
10		Less silt, coarse @ 10 feet			
11			6	0.0*	100
12	CL	SILTY CLAY, hard/very stiff, slightly moist, grey, traces of gravel & sand			
13			7	0.0	100
14		Boring completed at 13.5 feet BGS.			

Total PID (ppm) scale: 0 10 20

04-08-2019 I:\Indy Environmental\Project Files\AMPHENOL\Work Plans_2018\Off-Site Groundwater Investigation\1Q19 Investigation\DSB-34.BOR

LOG OF BORING DSB-35

Former Amphenol Corporation
980 Hurricane Road
Franklin, IN
EPA ID # IND 044 587 848

Date Completed	: 02/27/2019	Casing Size	: NA
Drilling Method	: Direct Push	Initial Water Level	: 8.5'
Sampling Method	: Dual Tube	Final Water Level	: NA
Field/Office Logged	: CN/LL	Selected for Analysis	: *
Hole Diameter	: 2.25"	Drilling Contractor	: EnviroDynamics

Water Levels
- During Drilling - 8.5'
- After Completion - Not Applicable

Temp Well: DSB-35
Ground Elev.: 725.10

Depth in feet	USCS	DESCRIPTION	Samples	Total PID (ppm)	Sample Recovery (%)
0–5.5	CL	SILTY CLAY, medium stiff, brown, moist	1	2.2	100
			2	0.6	100
			3	0.0	100
5.5–8.5	SM	SILTY SAND, coarse, wet, brown-grey Less silt @ 7 feet	4	0.0*	100
8.5–12.5	CL	SILTY CLAY, hard/very stiff, slightly moist, brown, traces of gravel & sand Grey @10.5 feet Soft, very moist @11.25 feet	5	0.0*	100
			6	0.0*	100
12.5	SM	SILTY SAND, medium grained, wet, grey	7	0.0	100
12.5–13	CL	SILTY CLAY, hard/very stiff, slightly moist, grey, traces of gravel & sand			

Boring completed at 12.5 feet BGS.



04-08-2019 I:\Indy Environmental\Project Files\AMPHENOL\Work Plans_2018\Off-Site Groundwater Investigation\1Q19 Investigation\DSB-35.BOR

LOG OF BORING DSB-36

Former Amphenol Corporation
980 Hurricane Road
Franklin, IN
EPA ID # IND 044 587 848

Date Completed	: 02/27/2019	Casing Size	: NA
Drilling Method	: Direct Push	Initial Water Level	: 8.5'
Sampling Method	: Dual Tube	Final Water Level	: NA
Field/Office Logged	: CN/LL	Selected for Analysis	: *
Hole Diameter	: 2.25"	Drilling Contractor	: EnviroDynamics

Water Levels
- During Drilling - 8.5'
- After Completion - Not Applicable

Temp Well: DSB-36
Ground Elev.: 727.40

Depth in feet	USCS	DESCRIPTION	Samples	Total PID (ppm)	Sample Recovery (%)
0	AR	ASPHALT/GRAVEL, SANDY sub-base			
1	CL	FILL MATERIAL	1	15.0	100
2		No Recovery (rock pushed)	2	4.7	100
3					
4					
5	CL	SANDY CLAY, brown, moist, medium stiff	3	0.2	100
6					
7		Soft, very moist @ 7.5 feet	4	0.2	100
8					
9	SM	SILTY SAND, coarse, wet, brown, traces of gravel & clay	5	0.1*	100
10		Very coarse, less silt, brown-grey @ 10 feet			
11			6	0.3*	100
12		Silty, coarse @ 12 feet			
13		2" silty clay seam @ 13.5 feet	7	0.1*	100
14	CL	SILTY CLAY, hard/very stiff, slightly moist, grey, traces of gravel & silt	8	0.0	100
15		Boring completed at 15.0 feet BGS.			

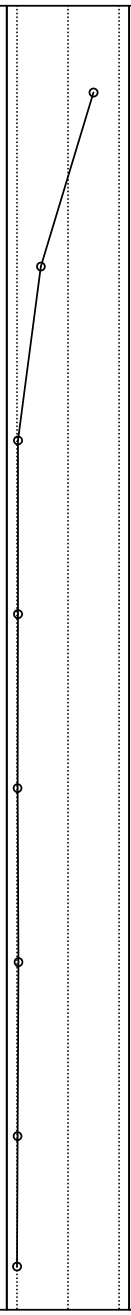

04-08-2019 I:\Indy Environmental\Project Files\AMPHENOL\Work Plans_2018\Off-Site Groundwater Investigation\1Q19 Investigation\DSB-36.BOR

LOG OF BORING DSB-37

Former Amphenol Corporation
980 Hurricane Road
Franklin, IN
EPA ID # IND 044 587 848

Date Completed	: 02/27/2019	Casing Size	: NA
Drilling Method	: Direct Push	Initial Water Level	: 10'
Sampling Method	: Dual Tube	Final Water Level	: NA
Field/Office Logged	: CN/LL	Selected for Analysis	: *
Hole Diameter	: 2.25"	Drilling Contractor	: EnviroDynamics

Water Levels
▼ During Drilling - 10'
▽ After Completion - Not Applicable

Temp Well: DSB-37
Ground Elev. : 728.50

Depth in feet	USCS	DESCRIPTION	Samples	Total PID (ppm)	Sample Recovery (%)
0	AR	ASPHALT/GRAVEL sub-base			
1	CL	SANDY CLAY, stiff, moist, brown	1	0.6	100
2			2	0.5	100
3					
4	SC	CLAYEY SAND, medium to fine grained, brown, moist			
5	SP	SAND, medium dense/dense, slightly moist, brown, poorly-sorted, with gravel & fines	3	0.1	100
6					
7			4	0.0	100
8					
9		Moist @ 9 feet	5	0.0*	100
10	SM	SILTY SAND, coarse to very coarse, wet, traces of gravel, brown-grey			
11			6	0.0*	100
12					
13			7	0.0*	100
14	CL	SILTY CLAY, hard/very stiff, slightly moist, grey, traces of gravel & silt	8	0.0	100
15		Boring completed at 15.0 feet BGS.			

Total PID (ppm) 0 5 10

04-08-2019 I:\Indy Environmental\Project Files\AMPHENOL\Work Plans_2018\Off-Site Groundwater Investigation\1Q19 Investigation\DSB-37.BOR

LOG OF BORING DSB-38

Former Amphenol Corporation
980 Hurricane Road
Franklin, IN
EPA ID # IND 044 587 848

Date Completed	: 02/27/2019	Casing Size	: NA
Drilling Method	: Direct Push	Initial Water Level	: 10'
Sampling Method	: Dual Tube	Final Water Level	: NA
Field/Office Logged	: CN/LL	Selected for Analysis	: *
Hole Diameter	: 2.25"	Drilling Contractor	: EnviroDynamics

Water Levels
- During Drilling - 10'
- After Completion - Not Applicable

Temp Well: DSB-38
Ground Elev. : 728.60

Depth in feet	USCS	DESCRIPTION	Samples	Total PID (ppm)	Sample Recovery (%)
0	AR	ASPHALT/GRAVEL sub-base			
1	CL	SANDY CLAY, stiff, moist, brown	1	0.8	100
2					
3			2	1.0	100
4					
5	SP	SAND, medium dense/dense, slightly moist, brown, poorly-sorted, with gravel & fines	3	0.1	100
6					
7			4	0.0	100
8		No Recovery			
9			5	0.0*	100
10	SM	SILTY SAND, coarse, wet, traces of gravel, brown-grey			
11			6	0.0*	100
12	CL	SILTY CLAY, brown, moist, stiff			
13	SM	SILTY SAND, coarse, wet, traces of gravel	7	0.0*	100
14	CL	SILTY CLAY, hard/very stiff, slightly moist, grey, traces of gravel & sand	8	0.0	100
15		Boring completed at 15.0 feet BGS.			

Total PID (ppm) 0 5 10

04-08-2019 I:\Indy Environmental\Project Files\AMPHENOL\Work Plans_2018\Off-Site Groundwater Investigation\1Q19 Investigation\DSB-38.BOR

LOG OF BORING DSB-39

Former Amphenol Corporation
980 Hurricane Road
Franklin, IN
EPA ID # IND 044 587 848

Date Completed	: 02/28/2019	Casing Size	: NA
Drilling Method	: Direct Push	Initial Water Level	: 8'
Sampling Method	: Dual Tube	Final Water Level	: NA
Field/Office Logged	: CN/LL	Selected for Analysis	: *
Hole Diameter	: 2.25"	Drilling Contractor	: EnviroDynamics

Water Levels
▼ During Drilling - 8'
▽ After Completion - Not Applicable

Temp Well: DSB-39
Ground Elev. : 728.60

Depth in feet	USCS	DESCRIPTION	Samples	Total PID (ppm)	Sample Recovery (%)
0	AR	ASPHALT/GRAVEL sub-base			
1	CL	SANDY CLAY, moist, brown, medium stiff	1	0.9	100
2			2	0.0	100
3					
4			3	0.1	100
5					
6		No Recovery (rock pushed)	4	0.0	100
7					
8	SM	SILTY SAND, coarse, wet, traces of gravel & clay, brown-grey	5	0.0*	100
9					
10			6	0.0*	100
11					
12			7	0.1*	100
13					
14	CL	SILTY CLAY, brown, moist, stiff			
	SM	SILTY SAND, coarse, wet, traces of gravel & clay, brown-grey	8	0.0*	100
	CL	SILTY CLAY, hard/very stiff, slightly moist, grey, traces of gravel & sand			
15					

Total PID (ppm) 0 5 10

04-08-2019 I:\Indy Environmental\Project Files\AMPHENOL\Work Plans_2018\Off-Site Groundwater Investigation\1Q19 Investigation\DSB-39.BOR

LOG OF BORING DSB-40

Former Amphenol Corporation
980 Hurricane Road
Franklin, IN
EPA ID # IND 044 587 848

Date Completed	: 02/28/2019	Casing Size	: NA
Drilling Method	: Direct Push	Initial Water Level	: 10'
Sampling Method	: Dual Tube	Final Water Level	: NA
Field/Office Logged	: CN/LL	Selected for Analysis	: *
Hole Diameter	: 2.25"	Drilling Contractor	: EnviroDynamics

Water Levels
▼ During Drilling - 10'
▽ After Completion - Not Applicable

Temp Well: DSB-40
Ground Elev. : 728.60

Depth in feet	USCS	DESCRIPTION	Samples	Total PID (ppm) (0 5 10)	Total PID (ppm)	Sample Recovery (%)
0	AR	ASPHALT/GRAVEL sub-base				
1	CL	Very SANDY CLAY, moist, brown, medium stiff	1		0.0	100
2						
3		Sandy @ 3 feet	2		0.0	100
4						
5			3		0.0	100
6	SP	SAND, medium dense/dense, slightly moist, brown, poorly-sorted, with gravel & fines				
7			4		0.0	100
8		Very moist @ 8.5 feet				
9			5		0.0*	100
10	SM	SILTY SAND, coarse, wet, traces of gravel & clay, brown-grey				
11			6		0.0*	100
12						
13			7		0.0*	100
14	CL	SILTY CLAY, brown, moist, stiff				
	SM	SILTY SAND, coarse, wet, traces of gravel & clay, brown-grey				
15	CL	SILTY CLAY, hard/very stiff, slightly moist, grey, traces of gravel & sand	8		0.0	100
16		Boring completed at 16.0 feet BGS.				

04-08-2019 I:\Indy Environmental\Project Files\AMPHENOL\Work Plans_2018\Off-Site Groundwater Investigation\1Q19 Investigation\DSB-40.BOR

LOG OF BORING DSB-41

Former Amphenol Corporation
980 Hurricane Road
Franklin, IN
EPA ID # IND 044 587 848

Date Completed	: 02/27/2019	Casing Size	: NA
Drilling Method	: Direct Push	Initial Water Level	: 10'
Sampling Method	: Dual Tube	Final Water Level	: NA
Field/Office Logged	: CN/LL	Selected for Analysis	: *
Hole Diameter	: 2.25"	Drilling Contractor	: EnviroDynamics

Water Levels
▼ During Drilling - 10'
▽ After Completion - Not Applicable

Temp Well: DSB-41
Ground Elev.: 728.70

Depth in feet	USCS	DESCRIPTION	Samples	Total PID (ppm)	Sample Recovery (%)
0	AR	ASPHALT/GRAVEL sub-base			
1		No Recovery (rock pushed)	1	-	50
2					
3			2	-	0
4					
5	CL	SANDY CLAY FILL MATERIAL	3	0.8	50
6					
7			4	0.4	100
8	CL	SANDY CLAY, moist, brown, medium stiff			
9	SP	SAND, medium dense/dense, slightly moist, brown, poorly-sorted, with gravel & fines	5	0.0*	100
10	SM	SAND, coarse to medium grained, brown-grey, wet, traces of gravel & silt			
11			6	0.0*	100
12					
13			7	0.0*	100
14	CL	SILTY CLAY, hard/very stiff, slightly moist, grey, traces of gravel & sand	8	0.0	100
15		Boring completed at 15.0 feet BGS.			

Total PID (ppm) 0 5 10

04-08-2019 I:\Indy Environmental\Project Files\AMPHENOL\Work Plans_2018\Off-Site Groundwater Investigation\1Q19 Investigation\DSB-41.BOR

LOG OF BORING DSB-42

Former Amphenol Corporation
980 Hurricane Road
Franklin, IN
EPA ID # IND 044 587 848

Date Completed	: 02/27/2019	Casing Size	: NA
Drilling Method	: Direct Push	Initial Water Level	: 9'
Sampling Method	: Dual Tube	Final Water Level	: NA
Field/Office Logged	: CN/LL	Selected for Analysis	: *
Hole Diameter	: 2.25"	Drilling Contractor	: EnviroDynamics

Water Levels
▼ During Drilling - 9'
▽ After Completion - Not Applicable

Temp Well: DSB-42
Ground Elev. : 728.7

Depth in feet	USCS	DESCRIPTION	Samples	Total PID (ppm)	Total PID (ppm)	Sample Recovery (%)
0	AR	ASPHALT/GRAVEL sub-base				
1	CL	SANDY CLAY, stiff, moist, brown	1		0.0	100
2						
3			2		0.0	100
4						
5			3		0.0	100
6						
7	SP	SAND, medium dense/dense, slightly moist, brown, poorly-sorted, with gravel & fines	4		0.0	100
8		Moist @ 8.5 feet				
9		Wet @ 9 feet	5		0.0*	100
10	SM	SILTY SAND, coarse, wet, traces of gravel & clay, brown				
11			6		0.0*	100
12						
13			7		0.0*	100
14	CL	SILTY CLAY, hard/very stiff, slightly moist, grey, traces of gravel & sand	8		0.0	100
15		Boring completed at 15.0 feet BGS.				

Total PID (ppm): 0 5 10

04-08-2019 I:\Indy Environmental\Project Files\AMPHENOL\Work Plans_2018\Off-Site Groundwater Investigation\1Q19 Investigation\DSB-42.BOR

LOG OF BORING DSB-43

Former Amphenol Corporation
980 Hurricane Road
Franklin, IN
EPA ID # IND 044 587 848

Date Completed	: 02/27/2019	Casing Size	: NA
Drilling Method	: Direct Push	Initial Water Level	: 10'
Sampling Method	: Dual Tube	Final Water Level	: NA
Field/Office Logged	: CN/LL	Selected for Analysis	: *
Hole Diameter	: 2.25"	Drilling Contractor	: EnviroDynamics

Water Levels
▼ During Drilling - 10'
▽ After Completion - Not Applicable

Temp Well: DSB-43
Ground Elev. : 728.8

Depth in feet	USCS	DESCRIPTION	Samples	Total PID (ppm)	Sample Recovery (%)
0	AR	ASPHALT/GRAVEL sub-base			
1		No Recovery (rock pushed)	1	-	50
2					
3			2	-	0
4					
5	CL	SANDY CLAY FILL MATERIAL	3	1.4	50
6	SP	SAND, medium dense/dense, very moist, brown, poorly-sorted, with gravel & fines			
7			4	0.0	100
8					
9			5	0.0*	100
10	SM	SILTY SAND, dense, medium to coarse, wet, traces of gravel & clay, brown			
11			6	0.0*	100
12					
13			7	0.0*	100
14	CL	SILTY CLAY, hard/very stiff, slightly moist, grey, traces of gravel & sand	8	0.0	100
15		Boring completed at 15.0 feet BGS.			

Total PID (ppm): 0 5 10

04-08-2019 I:\Indy Environmental\Project Files\AMPHENOL\Work Plans_2018\Off-Site Groundwater Investigation\1Q19 Investigation\DSB-43.BOR

LOG OF BORING DSB-44

Former Amphenol Corporation
980 Hurricane Road
Franklin, IN
EPA ID # IND 044 587 848

Date Completed	: 02/28/2019	Casing Size	: NA
Drilling Method	: Direct Push	Initial Water Level	: 9'
Sampling Method	: Dual Tube	Final Water Level	: NA
Field/Office Logged	: CN/LL	Selected for Analysis	: *
Hole Diameter	: 2.25"	Drilling Contractor	: EnviroDynamics

Water Levels
▼ During Drilling - 9'
▽ After Completion - Not Applicable

Temp Well: DSB-44
Ground Elev. : 729.30

Depth in feet	USCS	DESCRIPTION	Samples	Total PID (ppm) (0 5 10)	Total PID (ppm)	Sample Recovery (%)
0	AR	ASPHALT/GRAVEL sub-base				
1		No Recovery (rock pushed)	1		-	50
2						
3			2		-	0
4						
5	CL	SANDY CLAY, moist, medium stiff, brown	3		0.0	50
6						
7			4		0.0*	100
8	SP	SAND, medium dense/dense, slightly moist, brown, poorly-sorted, with gravel & fines Very Moist @ 8 feet				
9		Wet @ 9 feet	5		0.0*	100
10	SM	SILTY SAND, coarse, dense, wet, brown, traces of gravel				
11			6		0.0	100
12						
13		Medium to fine grained @ 13 feet	7		0.0*	100
14						
15		Medium to coarse grained @ 15 feet	8		0.0*	100
16						
17	CL	SILTY CLAY, hard/very stiff, slightly moist, grey, traces of gravel & sand	9		0.0	100

Boring completed at 17.0 feet BGS.

04-08-2019 I:\Indy Environmental\Project Files\AMPHENOL\Work Plans_2018\Off-Site Groundwater Investigation\1Q19 Investigation\DSB-44.BOR

LOG OF BORING DSB-45

Former Amphenol Corporation
980 Hurricane Road
Franklin, IN
EPA ID # IND 044 587 848

Date Completed	: 02/27/2019	Casing Size	: NA
Drilling Method	: Direct Push	Initial Water Level	: 10.25'
Sampling Method	: Dual Tube	Final Water Level	: NA
Field/Office Logged	: CN/LL	Selected for Analysis	: *
Hole Diameter	: 2.25"	Drilling Contractor	: EnviroDynamics

Water Levels
▼ During Drilling - 10.25'
▽ After Completion - Not Applicable

Temp Well: DSB-45
Ground Elev. : 732.20

Depth in feet	USCS	DESCRIPTION	Samples	Total PID (ppm)	Total PID (ppm)	Sample Recovery (%)
0	AR	ASPHALT/GRAVEL sub-base				
1		No Recovery (rock pushed)	1		-	50
2						
3			2		-	0
4						
5	CL	SANDY CLAY, moist, medium stiff, brown	3		0.0	50
6						
7		Very sandy @ 7.5 feet	4		0.0*	100
8	SP	SAND, medium dense/dense, slightly moist, brown, poorly-sorted, with gravel & fines				
9			5		0.0*	100
10	SM	SILTY SAND, coarse - medium grained, poorly sorted, wet, brown				
11			6		0.0	100
12						
13			7		0.0*	100
14						
15			8		0.0*	100
16		Gravelly @ 16 feet				
17	CL	SILTY CLAY, hard/very stiff, slightly moist, grey, traces of gravel & sand	9		0.0	100

Boring completed at 17.0 feet BGS.

04-08-2019 I:\Indy Environmental\Project Files\AMPHENOL\Work Plans_2018\Off-Site Groundwater Investigation\1Q19 Investigation\DSB-45.BOR

LOG OF BORING DSB-46

Former Amphenol Corporation
980 Hurricane Road
Franklin, IN
EPA ID # IND 044 587 848

Date Completed	: 02/28/2019	Casing Size	: NA
Drilling Method	: Direct Push	Initial Water Level	: 15'
Sampling Method	: Dual Tube	Final Water Level	: NA
Field/Office Logged	: CN/LL	Selected for Analysis	: *
Hole Diameter	: 2.25"	Drilling Contractor	: EnviroDynamics

Water Levels
▼ During Drilling - 15'
▽ After Completion - Not Applicable

Temp Well: DSB-46
Ground Elev. : 733.20

Depth in feet	USCS	DESCRIPTION	Samples	Total PID (ppm)	Sample Recovery (%)
0	AR	ASPHALT/GRAVEL sub-base			
1		No Recovery (rock pushed)	1	-	50
2					
3			2	-	0
4					
5	CL	SANDY CLAY, moist, medium stiff, brown	3	0.8	50
6		Very sandy @ 6 feet			
7			4	0.4*	100
8	SP	SAND, medium dense/dense, slightly moist, brown, poorly-sorted, with gravel & fines			
9			5	0.3*	100
10					
11			6	0.0	100
12					
13	SM	SAND, coarse, silty, gravelly, very moist	7	0.0*	100
14		Less gravel @ 14.5 feet			
15		Wet, brown, gravelly @ 15 feet	8	0.0*	100
16					
17		Very coarse @ 17 feet	9	0.0	100
18					
19			10	0.0	100
20		brown-grey, traces of gravel, coarse @ 20 feet			
21			11	0.0*	100
22	CL	SILTY CLAY, hard/very stiff, slightly moist, grey, traces of gravel & sand			
23			12	0.0	100
24			13	0.0	100
25		Boring completed at 24.5 feet BGS.			

Total PID (ppm) 0 5 10

04-08-2019 I:\Indy Environmental\Project Files\AMPHENOL\Work Plans_2018\Off-Site Groundwater Investigation\1Q19 Investigation\DSB-46.BOR

LOG OF BORING DSB-47

Former Amphenol Corporation
980 Hurricane Road
Franklin, IN
EPA ID # IND 044 587 848

Date Completed	: 02/28/2019	Casing Size	: NA
Drilling Method	: Direct Push	Initial Water Level	: 15'
Sampling Method	: Dual Tube	Final Water Level	: NA
Field/Office Logged	: CN/LL	Selected for Analysis	: *
Hole Diameter	: 2.25"	Drilling Contractor	: EnviroDynamics

Water Levels
▼ During Drilling - 15'
▽ After Completion - Not Applicable

Temp Well: DSB-47
Ground Elev. : 733.40

Depth in feet	USCS	DESCRIPTION	Samples	Total PID (ppm)	Sample Recovery (%)
0	AR	ASPHALT/GRAVEL sub-base			
1	CL	Very SANDY CLAY, moist, medium stiff, brown	1	0.4	100
2					
3			2	0.1	100
4					
5		Sandy @ 5 feet	3	0.0	100
6	SP	SAND, medium dense/dense, slightly moist, brown, poorly-sorted, with gravel & fines			
7			4	0.0*	100
8					
9			5	0.0*	100
10					
11		No Recovery (rock pushed)	6	-	100
12					
13			7	-	100
14					
15	SM	SAND, SILTY, very coarse, brown-grey, with gravel	8	0.0*	100
16					
17			9	0.0	100
18					
19			10	0.0	100
20		Gravelly @ 20 feet			
21		Fine-grained, grey @ 21 feet	11	0.0*	100
22	CL	SILTY CLAY, hard/very stiff, slightly moist, grey, traces of gravel & sand			
23			12	0.0	100
24			13	0.0	100
25		Boring completed at 25.0 feet BGS.			

Total PID (ppm) 0 5 10

04-08-2019 I:\Indy Environmental\Project Files\AMPHENOL\Work Plans_2018\Off-Site Groundwater Investigation\1Q19 Investigation\DSB-47.BOR

LOG OF BORING DSB-48

Former Amphenol Corporation
980 Hurricane Road
Franklin, IN
EPA ID # IND 044 587 848

Date Completed	: 03/05/2019	Casing Size	: NA
Drilling Method	: Direct Push	Initial Water Level	: 14.5'
Sampling Method	: Dual Tube	Final Water Level	: NA
Field/Office Logged	: CN/LL	Selected for Analysis	: *
Hole Diameter	: 2.25"	Drilling Contractor	: EnviroDynamics

Water Levels
▼ During Drilling - 14.5'
▽ After Completion - Not Applicable

Temp Well: DSB-48
Ground Elev. : 734.00

Depth in feet	USCS	DESCRIPTION	Samples	Total PID (ppm) (0 5 10)	Total PID (ppm)	Sample Recovery (%)
0	CL	SANDY CLAY, moist, brown, medium stiff				
1			1		0.0	100
2						
3			2		0.0	100
4		Very sandy @ 4 feet				
5			3		0.0*	100
6						
7			4		0.0*	100
8						
9			5		0.0	100
10	SP	SAND, medium dense/dense, slightly moist, brown, poorly-sorted, with gravel & fines				
11		Moist @ 11 feet	6		0.0	100
12						
13			7		0.0*	100
14						
15	SM	SAND,SILTY, coarse, gravelly, brown-grey, wet	8		0.0	100
16						
17			9		0.0	100
18						
19			10		0.0	100
		Grey @ 19.5 feet				
20		Coarse, less silt @ 20 feet				
		Silty, fine to medium grained @ 20.25 feet	11		0.0*	100
21	CL	SILTY CLAY, hard/very stiff, slightly moist, grey, traces of gravel & sand				
22		Boring completed at 21.0 feet BGS.				

04-08-2019 I:\Indy Environmental\Project Files\AMPHENOL\Work Plans_2018\Off-Site Groundwater Investigation\1Q19 Investigation\DSB-48.BOR

LOG OF BORING DSB-49

Former Amphenol Corporation
980 Hurricane Road
Franklin, IN
EPA ID # IND 044 587 848

Date Completed	: 03/05/2019	Casing Size	: NA
Drilling Method	: Direct Push	Initial Water Level	: 15'
Sampling Method	: Dual Tube	Final Water Level	: NA
Field/Office Logged	: CN/LL	Selected for Analysis	: *
Hole Diameter	: 2.25"	Drilling Contractor	: EnviroDynamics

Water Levels
▼ During Drilling - 15'
▽ After Completion - Not Applicable

Temp Well: DSB-49
Ground Elev. : 734.00

Depth in feet	USCS	DESCRIPTION	Samples	Total PID (ppm)	Total PID (ppm)	Sample Recovery (%)
0	CL	SANDY CLAY, moist, brown, medium stiff				
1			1		0.0	100
2						
3			2		0.0	100
4		Very sandy @ 4 feet				
5			3		0.0*	100
6						
7			4		0.0*	100
8	SP	SAND, medium grained, brown, moist, medium dense/dense Slightly moist, poorly-sorted, with gravel & fines @ 8.25 feet				
9			5		0.0	100
10						
11		Moist @ 11.5 feet	6		0.0	100
12						
13		Very moist, brown-grey, coarse - medium grained @ 13.5 feet	7		0.0*	100
14						
15	SM	SAND, SILTY, coarse, brown-grey, wet, traces of gravel & clay	8		0.0	100
16						
17			9		0.0	100
18						
19			10		0.0	100
20		Grey, less silt @ 20 feet				
21	CL	SILTY CLAY, hard/very stiff, slightly moist, grey, traces of gravel & sand	11		0.0*	100
22		Boring completed at 21.5 feet BGS.				

Total PID (ppm) scale: 0 5 10

04-08-2019 I:\Indy Environmental\Project Files\AMPHENOL\Work Plans_2018\Off-Site Groundwater Investigation\1Q19 Investigation\DSB-49.BOR

LOG OF BORING DSB-50

Former Amphenol Corporation
980 Hurricane Road
Franklin, IN
EPA ID # IND 044 587 848

Date Completed	: 03/05/2019	Casing Size	: NA
Drilling Method	: Direct Push	Initial Water Level	: 12.5'
Sampling Method	: Dual Tube	Final Water Level	: NA
Field/Office Logged	: CN/LL	Selected for Analysis	: *
Hole Diameter	: 2.25"	Drilling Contractor	: EnviroDynamics

Water Levels
▼ During Drilling - 12.5'
▽ After Completion - Not Applicable

Temp Well: DSB-50
Ground Elev. : 734.00

Depth in feet	USCS	DESCRIPTION	Samples	Total PID (ppm) (0 5 10)	Total PID (ppm)	Sample Recovery (%)
0	CL	TOPSOIL				
1	CL	SANDY CLAY, stiff, moist, brown	1		0.0	100
2						
3			2		0.0	100
4	SP	SAND, FILL, medium dense				
5	CL	SANDY CLAY, stiff, moist, brown Very sandy clay/clayey sand @ 5.25 feet	3		0.0 / 1.0*	100
6						
7			4		0.0*	100
8						
9			5		0.0	100
10	SP	SAND, medium dense/dense, slightly moist, brown, poorly sorted, with gravel & fines				
11			6		0.0	100
12		Medium grained, wet, brown-grey, poorly sorted, grades to coarse @ 12.5 feet				
13			7		0.0*	100
14						
15			8		0.0	100
16	SP	Brown to brown-grey, gravelly, silty @ 16.5 feet				
17			9		0.0	100
18						
19		Coarse to medium grained @ 19 feet	10		0.0*	100
20	CL	SILTY CLAY, hard/very stiff, slightly moist, grey, traces of gravel & sand				
21		Boring completed at 20.0 feet BGS.				

04-08-2019 I:\Indy Environmental\Project Files\AMPHENOL\Work Plans_2018\Off-Site Groundwater Investigation\1Q19 Investigation\DSB-50.BOR

LOG OF BORING DSB-51

Former Amphenol Corporation
980 Hurricane Road
Franklin, IN
EPA ID # IND 044 587 848

Date Completed	: 03/05/2019	Casing Size	: NA
Drilling Method	: Direct Push	Initial Water Level	: 15'
Sampling Method	: Dual Tube	Final Water Level	: NA
Field/Office Logged	: CN/LL	Selected for Analysis	: *
Hole Diameter	: 2.25"	Drilling Contractor	: EnviroDynamics

Water Levels
▼ During Drilling - 15'
▽ After Completion - Not Applicable

Temp Well: DSB-51
Ground Elev. : 735.20

Depth in feet	USCS	DESCRIPTION	Samples	Total PID (ppm)	Sample Recovery (%)
0–5	CL	SANDY CLAY, moist, medium stiff, brown Very sandy @ 4 feet	1	0.0	100
			2	0.0	100
			3	0.0*	100
5–15	SP	SAND, medium dense/dense, slightly moist, brown, poorly-sorted, with gravel & fines	4	0.0*	100
			5	0.0	100
			6	0.0	100
			7	0.0*	100
			8	0.3	100
15–21	SM	SILTY SAND, dense, wet, brown-grey Less silt, grades to coarse-medium grained @ 16.5 feet	9	0.5	100
			10	3.2	100
		Gravelly, odor @ 21 feet	11	42.9*	100
21–22	CL	SILTY CLAY, hard/very stiff, slightly moist, grey, traces of gravel & sand			

Boring completed at 22.0 feet BGS.

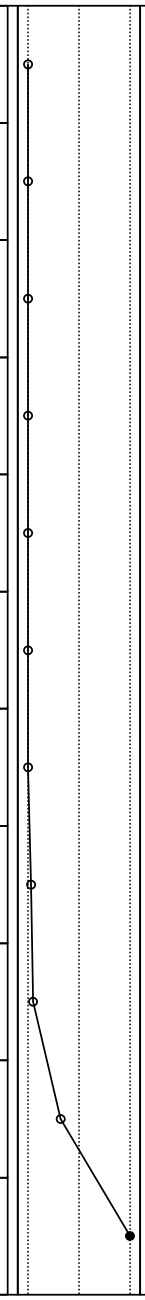

LOG OF BORING DSB-52

Former Amphenol Corporation
980 Hurricane Road
Franklin, IN
EPA ID # IND 044 587 848

Date Completed	: 03/05/2019	Casing Size	: NA
Drilling Method	: Direct Push	Initial Water Level	: 15'
Sampling Method	: Dual Tube	Final Water Level	: NA
Field/Office Logged	: CN/LL	Selected for Analysis	: *
Hole Diameter	: 2.25"	Drilling Contractor	: EnviroDynamics

Water Levels
▼ During Drilling - 15'
▽ After Completion - Not Applicable

Temp Well: DSB-52
Ground Elev. : 735.00

Depth in feet	USCS	DESCRIPTION	Samples	Total PID (ppm)	Sample Recovery (%)
0–7	CL	SANDY CLAY, moist, brown, medium stiff Very sandy @ 4 feet	1	0.0	100
			2	0.0	100
			3	0.0*	100
			4	0.0*	100
7–8	SC	CLAYEY SAND, brown, medium dense, moist			
8–15	SP	SAND, medium grained, medium dense/dense, brown Slightly moist, poorly-sorted, with gravel & fines @ 9.5 feet	5	0.0	100
			6	0.0	100
			7	0.0	100
			8	0.0*	100
15–23	SM	SAND, SILTY, wet, with gravel, brown-grey Medium coarse to coarse, grey, with silt trace @ 18 feet	9	0.0	100
			10	0.3	100
			11	1.7	100
			12	3.2*	100
23–25	CL	SILTY CLAY, hard/very stiff, slightly moist, grey, traces of gravel & sand	13	0.9	100

Boring completed at 25.0 feet BGS.

04-08-2019 I:\Indy Environmental\Project Files\AMPHENOL\Work Plans_2018\Off-Site Groundwater Investigation\1Q19 Investigation\DSB-52.BOR

LOG OF BORING DSB-53

Former Amphenol Corporation
980 Hurricane Road
Franklin, IN
EPA ID # IND 044 587 848

Date Completed	: 03/05/2019	Casing Size	: NA
Drilling Method	: Direct Push	Initial Water Level	: 15'
Sampling Method	: Dual Tube	Final Water Level	: NA
Field/Office Logged	: CN/LL	Selected for Analysis	: *
Hole Diameter	: 2.25"	Drilling Contractor	: EnviroDynamics

Water Levels
▼ During Drilling - 15'
▽ After Completion - Not Applicable

Temp Well: DSB-53
Ground Elev.: 735.20

Depth in feet	USCS	DESCRIPTION	Samples	Total PID (ppm)	Sample Recovery (%)
0	CL	SANDY CLAY, moist, medium stiff, brown			
1			1	0.0	100
2					
3			2	0.0	100
4					
5			3	0.0*	100
6					
7			4	0.0*	100
8					
9		Very sandy @ 9 feet	5	0.0	100
10					
11			6	0.0	100
12					
13			7	0.0	100
14					
15			8	0.0*	100
16	SM	SAND, coarse, silty, wet, traces of gravel & clay, brown			
17	SP	SAND, coarse, wet, brown-grey	9	0.0	100
18					
19			10	0.8	100
20		Grey @ 20 feet			
21			11	0.8*	100
22	CL	SILTY CLAY, hard/very stiff, slightly moist, grey, traces of gravel & sand			

Boring completed at 22.0 feet BGS.

04-08-2019 I:\Indy Environmental\Project Files\AMPHENOL\Work Plans_2018\Off-Site Groundwater Investigation\1Q19 Investigation\DSB-53.BOR

LOG OF BORING DSB-54

Former Amphenol Corporation
980 Hurricane Road
Franklin, IN
EPA ID # IND 044 587 848

Date Completed	: 03/06/2019	Casing Size	: NA
Drilling Method	: Direct Push	Initial Water Level	: 15'
Sampling Method	: Dual Tube	Final Water Level	: NA
Field/Office Logged	: CN/LL	Selected for Analysis	: *
Hole Diameter	: 2.25"	Drilling Contractor	: EnviroDynamics

Water Levels
▼ During Drilling - 15'
▽ After Completion - Not Applicable

Temp Well: DSB-54
Ground Elev. : 735.90

Depth in feet	USCS	DESCRIPTION	Samples	Total PID (ppm)	Sample Recovery (%)
0–5	CL	SANDY CLAY, medium stiff, moist, brown Very sandy @ 4 feet	1	0.0	100
			2	0.0	100
			3	0.0*	100
5–9	SP	SAND, medium dense/dense, slightly moist, brown, medium grained	4	0.0*	100
9–15	SP	SAND, medium dense/dense, slightly moist, brown, moderately well sorted, medium grained Moist, with ravel and fines @ 14 feet	5	0.0	100
			6	0.0	100
			7	0.0	100
			8	0.0*	100
15–25	SM	SAND, medium dense, coarse, silty, brown-grey, wet	9	0.0	100
			10	0.1	100
			11	0.3	100
			12	0.2*	100
			13	1.1	100
25–27	CL	SILTY CLAY, hard/very stiff, slightly moist, grey, traces of gravel & sand			

Boring completed at 25.0 feet BGS.

04-08-2019 I:\Indy Environmental\Project Files\AMPHENOL\Work Plans_2018\Off-Site Groundwater Investigation\1Q19 Investigation\DSB-54.BOR

LOG OF BORING DSB-55

Former Amphenol Corporation
980 Hurricane Road
Franklin, IN
EPA ID # IND 044 587 848

Date Completed	: 03/06/2019	Casing Size	: NA
Drilling Method	: Direct Push	Initial Water Level	: 15'
Sampling Method	: Dual Tube	Final Water Level	: NA
Field/Office Logged	: CN/LL	Selected for Analysis	: *
Hole Diameter	: 2.25"	Drilling Contractor	: EnviroDynamics

Water Levels
▼ During Drilling - 15'
▽ After Completion - Not Applicable

Temp Well: DSB-55
Ground Elev. : 735.80

Depth in feet	USCS	DESCRIPTION	Samples	Total PID (ppm)	Sample Recovery (%)
0–8	CL	SANDY CLAY, moist, medium stiff, brown Very sandy @ 4 feet	1	0.1	100
			2	0.0	100
			3	0.0*	100
			4	0.0*	100
8–15	SP	SAND, medium dense/dense, slightly moist, brown, moderately well sorted, medium grained Moist, with gravel and fines @ 14 feet	5	0.0	100
			6	0.0	100
			7	0.3	100
15–25	SM	SAND, medium dense, coarse, silty, brown-grey, wet	8	0.2*	100
			9	0.0	100
			10	0.0	100
			11	0.1	100
			12	0.2*	100
25–27	CL	SILTY CLAY, hard/very stiff, slightly moist, grey, traces of gravel & sand	13	0.6	100

Boring completed at 25.0 feet BGS.

04-08-2019 I:\Indy Environmental\Project Files\AMPHENOL\Work Plans_2018\Off-Site Groundwater Investigation\1Q19 Investigation\DSB-55.BOR

LOG OF BORING DSB-56

Former Amphenol Corporation
980 Hurricane Road
Franklin, IN
EPA ID # IND 044 587 848

Date Completed	: 03/05/2019	Casing Size	: NA
Drilling Method	: Direct Push	Initial Water Level	: 15'
Sampling Method	: Dual Tube	Final Water Level	: NA
Field/Office Logged	: CN/LL	Selected for Analysis	: *
Hole Diameter	: 2.25"	Drilling Contractor	: EnviroDynamics

Water Levels
▼ During Drilling - 15'
▽ After Completion - Not Applicable

Temp Well: DSB-56
Ground Elev. : 735.80

Depth in feet	USCS	DESCRIPTION	Samples	Total PID (ppm)	Sample Recovery (%)
0–6	CL	SANDY CLAY, medium stiff, brown, moist	1	0.0	100
			2	0.0	100
			3	0.0*	100
6–15	SP	SAND, medium dense/dense, slightly moist, brown, poorly-sorted, with gravel & fines	4	0.0*	100
			5	0.0	100
		medium grained, less gravel and fines @ 10 feet	6	0.0	100
			7	0.0	100
			8	0.0*	100
15–24	SM	SAND, coarse, with silt, brown to brown-grey, wet	9	0.0	100
			10	0.1	100
			11	0.3	100
			12	0.9*	100
24–25	CL	SILTY CLAY, hard/very stiff, slightly moist, grey, traces of gravel & sand	13	0.3	100

Boring completed at 25.0 feet BGS.

LOG OF BORING GP-1/MIP-1

Former Amphenol Corporation
980 Hurricane Road
Franklin, IN
EPA ID # IND 044 587 848

Date Completed	: 5/26/2020	Casing Size	: 2"
Drilling Method	: Direct Push	Initial Water Level	: 15'
Sampling Method	: Dual Tube	Final Water Level	: NA
Field/Office Logged	: CN/LL	Selected for Analysis	: *
Hole Diameter	: 2.25"	Drilling Contractor	: EnviroDynamics

Water Levels
During Drilling - 15'
After Completion - NA

Soil Boring: GP-1
Surface Elev.: 735.5

Depth in feet	USCS	DESCRIPTION	Samples	Total PID (ppb)	Sample Recovery (%)
0–4	CL	SILTY CLAY, brown, moist, medium stiff	1	0.0	100
			2	0.0	100
4–15	SP	SAND with fines & gravel, brown, slightly moist, poorly sorted	3	0.0	100
			4	0.0	100
			5	0.0	100
		Medium to fine grained, moderately well sorted, moist	6	0.0	100
		Very moist, with fines & gravel, brown, poorly sorted	7	0.0	100
			8	0.0	100
15–24	SW	SILTY SAND, wet, brown, medium grained, poorly sorted	9	0.0	100
			10	0.0*	100
			11	0.0*	100
			12	0.0*	100
24–25	CL	SILTY CLAY, hard/very stiff, slightly moist, grey, traces of gravel & sand	13	0.0*	100

Total PID (ppb) scale: 0 – 40008000

Boring completed at 25.0 feet BGS.
See Smartdata Log MIP-1for more information.

06-16-2020 \\server4\company\Indy Environmental\Project Files\AMPHENOL\Work Plans_2018\On-Site Soil Investigation\Boring Logs\GP-1.BOR

LOG OF BORING GP-2/MIP-2

Former Amphenol Corporation
980 Hurricane Road
Franklin, IN
EPA ID # IND 044 587 848

Date Completed	: 5/26/2020	Casing Size	: 2"
Drilling Method	: Direct Push	Initial Water Level	: 15'
Sampling Method	: Dual Tube	Final Water Level	: NA
Field/Office Logged	: CN/LL	Selected for Analysis	: *
Hole Diameter	: 2.25"	Drilling Contractor	: EnviroDynamics

Water Levels
▼ During Drilling - 15'
▽ After Completion - NA

Soil Boring: GP-2
Surface Elev.: 735.30

Depth in feet	USCS	DESCRIPTION	Samples	Total PID (ppb)	Sample Recovery (%)
0	CL	SILTY CLAY, brown, moist, medium stiff			
1	SP	SAND, brown, moist to slightly moist, medium grained, poorly sorted	1	0.0	100
2					
3			2	0.0	100
4					
5			3	0.0	100
6					
7			4	0.0	100
8	SP	SAND, with fines & gravel, brown, slightly moist, poorly sorted			
9			5	0.0	100
10					
11			6	0.0	100
12		Moist to very moist			
13			7	0.0	100
14					
15	SW	SILTY SAND, wet, medium grained, poorly sorted, grey-brown	8	0.0	100
16					
17			9	0.0	100
18	SP	SAND, medium grained, moderately well sorted, less silt			
19			10	2891*	100
20					
21			11	7538*	100
22	CL	SILTY CLAY, hard/very stiff, slightly moist, grey, traces of gravel & sand			
23		Boring completed at 22.0 feet BGS. See Smartdata Log MIP-2 for more information.			

Total PID (ppb) scale: 0 — 4000 — 8000

06-16-2020 \\server4\company\Indy Environmental\Project Files\AMPHENOL\Work Plans_2018\On-Site Soil Investigation\Boring Logs\GP-2.BOR

LOG OF BORING GP-3/MIP-3

Former Amphenol Corporation
980 Hurricane Road
Franklin, IN
EPA ID # IND 044 587 848

Date Completed	: 5/26/2020	Casing Size	: 2"
Drilling Method	: Direct Push	Initial Water Level	: 15'
Sampling Method	: Dual Tube	Final Water Level	: NA
Field/Office Logged	: CN/LL	Selected for Analysis	: *
Hole Diameter	: 2.25"	Drilling Contractor	: EnviroDynamics

Water Levels
During Drilling - 15'
After Completion - NA

Soil Boring: GP-3
Surface Elev.: 735.20

Depth in feet	USCS	DESCRIPTION	Samples	Total PID (ppb)	Sample Recovery (%)
0–2	CL	SILTY CLAY, brown, moist, medium stiff	1	0.0	100
3–7	SP	SAND, medium grained, slightly moist, brown	2	0.0	100
			3	0.0	100
			4	0.0	100
7–15	SP	SAND, medium grained, slightly moist, brown, with fines, poorly sorted	5	0.0	100
			6	0.0	100
		Very moist	7	0.0	100
			8	0.0	100
15–17	SW	SILTY SAND with gravel, wet, coarse, brown	9	0.0*	100
18–21	SP	SAND, grey to brown-grey, wet, medium to coarse grained, poorly sorted	10	2635*	100
			11	1536*	100
22–23	CL	SILTY CLAY, hard/very stiff, slightly moist, grey, traces of gravel & sand	12	19310	100

Total PID (ppb) scale: 0 10000 20000

Boring completed at 23.0 feet BGS.
See Smartdata Log MIP-3 for more information.

06-16-2020 \\server4\company\Indy Environmental\Project Files\AMPHENOL\Work Plans_2018\On-Site Soil Investigation\Boring Logs\GP-3.BOR

LOG OF BORING GP-4/MIP-4

Former Amphenol Corporation
980 Hurricane Road
Franklin, IN
EPA ID # IND 044 587 848

Date Completed	: 5/26/2020	Casing Size	: 2"
Drilling Method	: Direct Push	Initial Water Level	: 15'
Sampling Method	: Dual Tube	Final Water Level	: NA
Field/Office Logged	: CN/LL	Selected for Analysis	: *
Hole Diameter	: 2.25"	Drilling Contractor	: EnviroDynamics

Water Levels
During Drilling - 15'
After Completion - NA

Soil Boring: GP-4
Surface Elev.: 734.5

Depth in feet	USCS	DESCRIPTION	Samples	Total PID (ppb)	Sample Recovery (%)
0–2	CL	SILTY CLAY, brown, moist, medium stiff	1	0.0	100
2–9	SP	SAND, medium to fine grained, moist, brown-grey	2	0.0	100
			3	0.0	100
			4	0.0	100
			5	0.0	100
9–13	SP	SAND with fines & gravel, slightly moist, brown, poorly sorted	6	0.0	100
13–15	SP	SAND with gravel, mioist	7	0.0	100
			8	0.0	100
15–19	SP	SAND, wet, brown-grey, medium to coarse grained, poorly sorted	9	0.0*	100
			10	326	100
19–21	SW	SILTY SAND with gravel, brown, wet	11	1457*	100
21–23	SP	SAND with gravel, very coarse, wet	12	800*	100
23–24	SP	SAND with fines, dense, wet			
24–28	CL	SILTY CLAY, hard/very stiff, slightly moist, grey, trace gravel & sand	13	86610	100
			14	0.0*	100

Boring completed at 28.0 feet BGS.
See Smartdata Log MIP-4 for more information.

06-16-2020 \\server4\company\Indy Environmental\Project Files\AMPHENOL\Work Plans_2018\On-Site Soil Investigation\Boring Logs\GP-4.BOR

LOG OF BORING GP-5/MIP-5

Former Amphenol Corporation
980 Hurricane Road
Franklin, IN
EPA ID # IND 044 587 848

Date Completed	: 5/26/2020	Casing Size	: 2"
Drilling Method	: Direct Push	Initial Water Level	: 15'
Sampling Method	: Dual Tube	Final Water Level	: NA
Field/Office Logged	: CN/LL	Selected for Analysis	: *
Hole Diameter	: 2.25"	Drilling Contractor	: EnviroDynamics

Water Levels
▼ During Drilling - 15'
▽ After Completion - NA

Soil Boring: GP-5
Surface Elev.: 734.7

Depth in feet	USCS	DESCRIPTION	Samples	Total PID (ppb)	Sample Recovery (%)
0–1	CL	SILTY CLAY, brown, moist, medium stiff	1	0.0	100
2–4	SP	FILL SAND, medium to fine grained	2	0.0	100
5–6	CL	SILTY CLAY with sand	3	0.0	100
7			4	0.0	100
8–12	SP	SAND with fines & gravel, slightly moist, brown, poorly sorted Gravelly	5	0.0	100
			6	0.0	100
13			7	0.0*	100
13–19	SP	SAND with gravel, very moist, coarse grained, brown-grey Wet	8	0.0	100
		Very silty, very coarse	9	0.0	100
			10	0.0*	100
19	GW	ROCK/GRAVEL, wet			
20	SW	SILTY SAND, coarse grained, grey, wet			
21–23	CL	SILTY CLAY, hard/very stiff, slightly moist, grey, trace gravel & sand	11	0.0*	100
			12	0.0	100

Total PID (ppb) scale: 0 2000 4000

Boring completed at 23.0 feet BGS.
See Smartdata Log MIP-5 for more information.

06-16-2020 \\server4\company\Indy Environmental\Project Files\AMPHENOL\Work Plans_2018\On-Site Soil Investigation\Boring Logs\GP-5.BOR

LOG OF BORING GP-6/MIP-6

Former Amphenol Corporation
980 Hurricane Road
Franklin, IN
EPA ID # IND 044 587 848

Date Completed	: 5/26/2020	Casing Size	: 2"
Drilling Method	: Direct Push	Initial Water Level	: 15'
Sampling Method	: Dual Tube	Final Water Level	: NA
Field/Office Logged	: CN/LL	Selected for Analysis	: *
Hole Diameter	: 2.25"	Drilling Contractor	: EnviroDynamics

Water Levels
During Drilling - 15'
After Completion - NA

Soil Boring: GP-6
Surface Elev.: 733.8

Depth in feet	USCS	DESCRIPTION	Samples	Total PID (ppb)	Sample Recovery (%)
0–6	CL	SILTY CLAY, brown, moist, medium stiff Sandy	1	0.0	100
			2	0.0*	100
			3	0.0	100
6–15	SP	SAND with fines & gravel, slightly moist, brown, poorly sorted	4	0.0	100
			5	0.0	100
			6	0.0	100
			7	0.0*	100
			8	0.0	100
15–21	SM	SILTY SAND, wet, brown-grey, medium grained, poorly sorted Silty Very coarse, with gravel	9	0.0	100
			10	0.0	100
			11	0.0*	100
21–23	CL	SILTY CLAY, hard/very stiff, slightly moist, grey, trace gravel & sand	12	0.0	100

Total PID (ppb) scale: 0 2000 4000

Boring completed at 23.0 feet BGS.
See Smartdata Log MIP-6 for more information.

06-24-2020 \\server4\company\Indy Environmental\Project Files\AMPHENOL\Work Plans_2018\On-Site Soil Investigation\Boring Logs\GP-6.BOR

LOG OF BORING GP-7/MIP-7

Former Amphenol Corporation
980 Hurricane Road
Franklin, IN
EPA ID # IND 044 587 848

Date Completed	: 5/26/2020	Casing Size	: 2"
Drilling Method	: Direct Push	Initial Water Level	: 15'
Sampling Method	: Dual Tube	Final Water Level	: NA
Field/Office Logged	: CN/LL	Selected for Analysis	: *
Hole Diameter	: 2.25"	Drilling Contractor	: EnviroDynamics

Water Levels
- During Drilling - 15'
- After Completion - NA

Soil Boring: GP-7
Surface Elev.: 734.6

Depth in feet	USCS	DESCRIPTION	Samples	Total PID (ppb)	Sample Recovery (%)
0–6	CL	SILTY CLAY, brown, moist, medium stiff Sandy	1, 2, 3	0.0, 0.0, 0.0	100, 100, 100
6–9	SP	SAND, medium to fine grained, brown, slightly moist	4, 5	0.0, 0.0	100, 100
9–15	SP	SAND with fines & gravel, slightly moist, brown, poorly sorted, medium coarse Medium grained	6, 7, 8	0.0, 0.0*, 0.0	100, 100, 100
15–24	SM	SILTY SAND, wet, brown-grey, medium grained, poorly sorted Very silty, fine grained, saturated Wet, grey, coarse grained with gravel	9, 10, 11, 12	0.0, 0.0*, 0.0, 994*	100, 100, 100, 100
24–25	CL	SILTY CLAY, hard/very stiff, grey, slightly moist, trace gravel & sand	13	0.0*	100

Boring completed at 25.0 feet BGS.
See Smartdata Log MIP-7 for more information.

LOG OF BORING GP-8/MIP-8

Former Amphenol Corporation
980 Hurricane Road
Franklin, IN
EPA ID # IND 044 587 848

Date Completed	: 5/26/2020	Casing Size	: 2"
Drilling Method	: Direct Push	Initial Water Level	: 15'
Sampling Method	: Dual Tube	Final Water Level	: NA
Field/Office Logged	: CN/LL	Selected for Analysis	: *
Hole Diameter	: 2.25"	Drilling Contractor	: EnviroDynamics

Water Levels
▼ During Drilling - 15'
▽ After Completion - NA

Soil Boring: GP-8
Surface Elev.: 735.30

Depth in feet	USCS	DESCRIPTION	Samples	Total PID (ppb)	Sample Recovery (%)
0–8	CL	SILTY CLAY, brown, moist, medium stiff Sandy	1	0.0	100
			2	0.0	100
			3	0.0	100
			4	0.0	100
8–15	SP	SAND with fines & gravel, slightly moist, brown, poorly sorted, medium Medium, coarse	5	0.0	100
			6	0.0	100
			7	0.0	100
			8	0.0*	100
15–21	SP	SAND, wet, brown-grey, medium to coarse grained, poorly sorted Grey Coarse grained	9	0.0	100
			10	485*	100
			11	356*	100
21–23	CL SP CL	SILTY CLAY, hard/very stiff, grey, slightly moist, trace gravel & sand SAND, medium grained, gray SILTY CLAY, hard/very stiff, grey, slightly moist, trace gravel & sand	12	0.0	100

Boring completed at 23.0 feet BGS.
See Smartdata Log MIP-8 for more information.

07-20-2020 \\server4\company\Indy Environmental\Project Files\AMPHENOL\Work Plans_2018\On-Site Soil Investigation\Boring Logs\GP-8.BOR

LOG OF BORING GP-9/MIP-9

Former Amphenol Corporation
980 Hurricane Road
Franklin, IN
EPA ID # IND 044 587 848

Date Completed	: 5/27/2020	Casing Size	: 2"
Drilling Method	: Direct Push	Initial Water Level	: 15'
Sampling Method	: Dual Tube	Final Water Level	: NA
Field/Office Logged	: CN/LL	Selected for Analysis	: *
Hole Diameter	: 2.25"	Drilling Contractor	: EnviroDynamics

Water Levels
▼ During Drilling - 15'
▽ After Completion - NA

Soil Boring: GP-9
Surface Elev.: 735.9

Depth in feet	USCS	DESCRIPTION	Samples	Total PID (ppb)	Sample Recovery (%)
0–6	CL	SILTY CLAY, brown, moist, medium stiff Sandy	1	0.0	100
			2	0.0	100
			3	0.0	100
6–15	SP	SAND with fines & gravel, slightly moist, brown, poorly sorted, medium to coarse grained	4	0.0	100
			5	0.0	100
			6	0.0	100
			7	0.0	100
		Very moist	8	0.0	100
15–23	SP	SILTY SAND, wet, brown-grey, medium to coarse grained, poorly sorted	9	0.0	100
		Medium to fine grained	10	388*	100
			11	1197*	100
			12	3666*	100
23	CL	SILTY CLAY, hard/very stiff, gray, slightly moist, trace gravel & sand			

Total PID (ppb) scale: 0 2000 4000

Boring completed at 23.0 feet BGS.
See Smartdata Log MIP-9 for more information.

06-24-2020 \\server4\company\Indy Environmental\Project Files\AMPHENOL\Work Plans_2018\On-Site Soil Investigation\Boring Logs\GP-9.BOR

LOG OF BORING GP-10/MIP-10

Former Amphenol Corporation
980 Hurricane Road
Franklin, IN
EPA ID # IND 044 587 848

Date Completed	: 5/27/2020	Casing Size	: 2"
Drilling Method	: Direct Push	Initial Water Level	: 15'
Sampling Method	: Dual Tube	Final Water Level	: NA
Field/Office Logged	: CN/LL	Selected for Analysis	: *
Hole Diameter	: 2.25"	Drilling Contractor	: EnviroDynamics

Water Levels
▼ During Drilling - 15'
▽ After Completion - NA

Soil Boring: GP-10
Surface Elev.: 735.9

Depth in feet	USCS	DESCRIPTION	Samples	Total PID (ppb)	Sample Recovery (%)
0–5	CL	SILTY CLAY, brown, moist, medium stiff Sandy	1	0.0	100
			2	0.0	100
			3	0.0	100
6–7	SP	SAND with fines & gravel, slightly moist, brown, poorly sorted, medium to coarse grained	4	0.0	100
8–14	SP	SAND, moist, brown, medium to fine grained, well sorted	5	0.0	100
			6	0.0	100
			7	0.0	100
14–15	SP	SAND with fines & gravel, moist, brown, poorly sorted, medium to coarse grained	8	0.0	100
15–24	SW	SILTY SAND, brown-grey, wet, medium coarse, poorly sorted	9	0.0	100
			10	600*	100
			11	537*	100
			12	18080*	100
24–25	CL	SILTY CLAY, hard/very stiff, gray, slightly moist, trace gravel & sand	13	1117*	100

Total PID (ppb) scale: 0 — 1500 — 3000

Boring completed at 25.0 feet BGS.
See Smartdata Log MIP-10 for more information.

06-24-2020 \\server4\company\Indy Environmental\Project Files\AMPHENOL\Work Plans_2018\On-Site Soil Investigation\Boring Logs\GP-10.BOR

LOG OF BORING GP-11/MIP-11

Former Amphenol Corporation
980 Hurricane Road
Franklin, IN
EPA ID # IND 044 587 848

Date Completed	: 5/27/2020	Casing Size	: 2"
Drilling Method	: Direct Push	Initial Water Level	: 14'
Sampling Method	: Dual Tube	Final Water Level	: NA
Field/Office Logged	: CN/LL	Selected for Analysis	: *
Hole Diameter	: 2.25"	Drilling Contractor	: EnviroDynamics

Water Levels
- During Drilling - 14'
- After Completion - NA

Soil Boring: GP-11
Surface Elev.: 735.9

Depth in feet	USCS	DESCRIPTION	Samples	Total PID (ppb)	Sample Recovery (%)
0–5	CL	SILTY CLAY, brown, moist, medium stiff Sandy	1	0.0	100
			2	0.0	100
			3	0.0	100
5–10	SP	SAND with fines & gravel, slightly moist, brown, poorly sorted, medium to coarse grained	4	0.0	100
			5	0.0	100
10–14		No Recovery from 10 - 14 feet BGS	6	-	0
			7	-	0
14–25	SW	SILTY SAND, wet, brown-grey, medium coarse, poorly sorted	8	0.0	100
			9	0.0	100
			10	0.0	100
			11	401*	100
			12	5037*	100
25–26	CL	SILTY CLAY, hard/very stiff, gray, slightly moist, trace gravel & sand	13	1530*	100

Total PID (ppb) scale: 0 1500 3000

Boring completed at 26.0 feet BGS.
See Smartdata Log MIP-11 for more information.

06-24-2020 \\server4\company\Indy Environmental\Project Files\AMPHENOL\Work Plans_2018\On-Site Soil Investigation\Boring Logs\GP-11.BOR

LOG OF BORING GP-12/ MIP-12

Former Amphenol Corporation
980 Hurricane Road
Franklin, IN
EPA ID # IND 044 587 848

Date Completed	: 5/27/2020	Casing Size	: 2"
Drilling Method	: Direct Push	Initial Water Level	: 15'
Sampling Method	: Dual Tube	Final Water Level	: NA
Field/Office Logged	: CN/LL	Selected for Analysis	: *
Hole Diameter	: 2.25"	Drilling Contractor	: EnviroDynamics

Water Levels
▼ During Drilling - 15'
▽ After Completion - NA

Soil Boring: GP-12
Surface Elev.: 735.8

Depth in feet	USCS	DESCRIPTION	Samples	Total PID (ppb)	Sample Recovery (%)
0–6	CL	SILTY CLAY, brown, moist, medium stiff Sandy	1	0.0	100
			2	0.0	100
			3	0.0*	100
6–15	SP	SAND with fines & gravel, slightly moist, brown, poorly sorted, medium to coarse grained Fine grained from 8 - 9.5 feet BGS Moist	4	0.0	100
			5	0.0	100
			6	0.0	100
			7	0.0	100
			8	0.0	100
15–20	SW	SILTY SAND, saturated, coarse grained, poorly sorted, with gravel, gray-brown	9	0.0*	100
			10	0.0*	100
20–24	SW	SAND, coarse to very coarse, wet, with gravel, gray-brown	11	0.0	100
			12	0.0*	100
24–25	CL	SILTY CLAY, hard/very stiff, gray, slightly moist, trace gravel & sand	13	0.0*	100

Boring completed at 25.0 feet BGS.
See Smartdata Log MIP-12 for more information.

06-24-2020 \\server4\company\Indy Environmental\Project Files\AMPHENOL\Work Plans_2018\On-Site Soil Investigation\Boring Logs\GP-12.BOR

LOG OF BORING GP-13/MIP-13

Former Amphenol Corporation
980 Hurricane Road
Franklin, IN
EPA ID # IND 044 587 848

Date Completed	: 5/27/2020	Casing Size	: 2"
Drilling Method	: Direct Push	Initial Water Level	: 15'
Sampling Method	: Dual Tube	Final Water Level	: NA
Field/Office Logged	: CN/LL	Selected for Analysis	: *
Hole Diameter	: 2.25"	Drilling Contractor	: EnviroDynamics

Water Levels
- During Drilling - 15'
- After Completion - NA

Soil Boring: GP-13
Surface Elev.: 736.3

Depth in feet	USCS	DESCRIPTION	Samples	Total PID (ppb)	Sample Recovery (%)
0	AR	GRAVEL			
1	CL	SILTY CLAY, brown, moist, medium stiff	1	0.0	100
2					
3		Sandy	2	0.0	100
4					
5			3	0.0	100
6	SP	SAND with fines & gravel, slightly moist, brown, poorly sorted, medium to coarse grained			
7			4	0.0	100
8					
9			5	0.0	100
10		Fine to medium grained			
11			6	0.0	100
12					
13			7	0.0	100
14					
15			8	0.0*	100
16	SP	SAND, wet, brown-grey, medium coarse, poorly sorted			
17			9	0.0	100
18					
19			10	458*	100
20					
21			11	0.0	100
22					
23			12	0.0*	100
24	CL	SILTY CLAY, hard/very stiff, slightly moist, gray, trace gravel & sand	13	0.0	100
25		Boring completed at 25.0 feet BGS. See Smartdata Log MIP-13 for more information.			
26					

Total PID (ppb): 0 1500 3000

06-24-2020 \\server4\company\Indy Environmental\Project Files\AMPHENOL\Work Plans_2018\On-Site Soil Investigation\Boring Logs\GP-13.BOR

LOG OF BORING GP-14/MIP-14

Former Amphenol Corporation
980 Hurricane Road
Franklin, IN
EPA ID # IND 044 587 848

Date Completed	: 5/27/2020	Casing Size	: 2"
Drilling Method	: Direct Push	Initial Water Level	: 15'
Sampling Method	: Dual Tube	Final Water Level	: NA
Field/Office Logged	: CN/LL	Selected for Analysis	: *
Hole Diameter	: 2.25"	Drilling Contractor	: EnviroDynamics

Water Levels
During Drilling - 15'
After Completion - NA

Soil Boring: GP-14
Surface Elev.: 736.0

Depth in feet	USCS	DESCRIPTION	Samples	Total PID (ppb)	Sample Recovery (%)
0–5	CL	SILTY CLAY, brown, moist, medium stiff Sandy	1, 2, 3	0.0, 0.0, 0.0	100, 100, 100
6–15	SP	SAND with fines & gravel, slightly moist, brown, poorly sorted, medium to coarse grained Moist	4, 5, 6, 7, 8	0.0, 0.0, 0.0, 0.0, 0.0	100, 100, 100, 100, 100
15–24	SW	SILTY SAND, wet, brown-grey, medium coarse, poorly sorted Medium fine to fine grained, less silt, moderately well sorted dense, medium grained, poorly sorted	9, 10, 11, 12	0.0, 1039*, 0.0*, 113*	100, 100, 100, 100
24–25	CL	SILTY CLAY, gray, slightly moist, hard/very stiff, trace gravel & sand	13	0.0*	100

Boring completed at 25.0 feet BGS.
See Smartdata Log MIP-14 for more information.

06-24-2020 \\server4\company\Indy Environmental\Project Files\AMPHENOL\Work Plans_2018\On-Site Soil Investigation\Boring Logs\GP-14.BOR

LOG OF BORING GP-15/MIP-15

Former Amphenol Corporation
980 Hurricane Road
Franklin, IN
EPA ID # IND 044 587 848

Date Completed	: 5/27/2020	Casing Size	: 2"
Drilling Method	: Direct Push	Initial Water Level	: 15'
Sampling Method	: Dual Tube	Final Water Level	: NA
Field/Office Logged	: CN/LL	Selected for Analysis	: *
Hole Diameter	: 2.25"	Drilling Contractor	: EnviroDynamics

Water Levels
▼ During Drilling - 15'
▽ After Completion - NA

Soil Boring: GP-15
Surface Elev.: 735.6

Depth in feet	USCS	DESCRIPTION	Samples	Total PID (ppb)	Sample Recovery (%)
0–7	CL	SILTY CLAY, brown, moist, medium stiff Sandy	1	0.0	100
			2	0.0	100
			3	0.0	100
			4	0.0	100
7–9	SP	SAND, medium to fine grained, brown, moist			
9–15	SP	SAND with fines & gravel, slightly moist, brown, poorly sorted, medium to coarse grained Moist	5	0.0	100
			6	0.0	100
			7	0.0*	100
			8	0.0	100
15–23	SW	SILTY SAND, wet, brown-grey, medium coarse, poorly sorted	9	0.0	100
			10	0.0*	100
			11	0.0*	100
			12	0.0*	100
23–25	CL	SILTY CLAY, hard/very stiff, slightly moist, grey, traces of gravel & sand	13	0.0	100

Boring completed at 25.0 feet BGS.
See Smartdata Log MIP-15 for more information.

06-24-2020 \\server4\company\Indy Environmental\Project Files\AMPHENOL\Work Plans_2018\On-Site Soil Investigation\Boring Logs\GP-15.BOR

LOG OF BORING GP-16

Former Amphenol Corporation
980 Hurricane Road
Franklin, IN
EPA ID # IND 044 587 848

Date Completed	: 5/28/2020	Casing Size	: 2"
Drilling Method	: Direct Push	Initial Water Level	: 15'
Sampling Method	: Dual Tube	Final Water Level	: NA
Field/Office Logged	: CN/LL	Selected for Analysis	: *
Hole Diameter	: 2.25"	Drilling Contractor	: EnviroDynamics

Water Levels
▼ During Drilling - 15'
▽ After Completion - NA

Soil Boring: GP-16
TOC Elev.:

Depth in feet	USCS	DESCRIPTION	Samples	Total PID (ppm)	Sample Recovery (%)
0–5	CL	SILTY CLAY, brown, moist, medium stiff Sandy	1, 2, 3	0.0, 0.0, 0.0	100, 100, 100
5–15	SP	SAND with fines & gravel, slightly moist, brown, poorly sorted Moist	4, 5, 6, 7, 8	0.0, 0.0, 0.0, 0.0, 0.0	100, 100, 100, 100, 100
15–24	SM	SILTY SAND, wet, brown-grey, medium coarse grained, poorly sorted	9, 10, 11, 12	0.0, 0.0*, 0.0, 177*	100, 100, 100, 100
24–25	CL	SILTY CLAY, hard/very stiff, slightly moist, grey, traces of gravel & sand	13	31*	100

Boring completed at 25.0 feet BGS.
See Smartdata Log MIP-16 for more information.

06-15-2020 \\server4\company\Indy Environmental\Project Files\AMPHENOL\Work Plans_2018\On-Site Soil Investigation\Boring Logs\GP-16.BOR

LOG OF BORING GP-17

Former Amphenol Corporation
980 Hurricane Road
Franklin, IN
EPA ID # IND 044 587 848

Date Completed	: 5/28/2020	Casing Size	: 2"
Drilling Method	: Direct Push	Initial Water Level	: 15'
Sampling Method	: Dual Tube	Final Water Level	: NA
Field/Office Logged	: CN/LL	Selected for Analysis	: *
Hole Diameter	: 2.25"	Drilling Contractor	: EnviroDynamics

Water Levels
During Drilling - 15'
After Completion - NA

Soil Boring: GP-17
TOC Elev.:

Depth in feet	USCS	DESCRIPTION	Samples	Total PID (ppm)	Sample Recovery (%)
0–6	CL	SILTY CLAY, brown, moist, medium stiff Sandy	1	0.0	100
			2	0.0	100
			3	0.0	100
6–15	CL	SILTY CLAY, hard/very stiff, slightly moist, grey, traces of gravel & sand Moist	4	0.0	100
			5	0.0	100
			6	0.0	100
			7	0.0*	100
			8	0.0	100
15–23	SW	SILTY SAND, wet, brown-grey, coarse grained, poorly sorted Medium to medium fine grained Grey	9	0.0*	100
			10	0.0	100
			11	0.0*	100
23–25	CL	Very SANDY CLAY, moist, brown, medium stiff	12	0.0*	100
			13	0.0	100

Boring completed at 25.0 feet BGS.
See Smartdata Log MIP-17 for more information.

06-15-2020 \\server4\company\Indy Environmental\Project Files\AMPHENOL\Work Plans_2018\On-Site Soil Investigation\Boring Logs\GP-17.BOR

LOG OF BORING GP-18

Former Amphenol Corporation
980 Hurricane Road
Franklin, IN
EPA ID # IND 044 587 848

Date Completed	: 5/28/2020	Casing Size	: 2"
Drilling Method	: Direct Push	Initial Water Level	: 15'
Sampling Method	: Dual Tube	Final Water Level	: NA
Field/Office Logged	: CN/LL	Selected for Analysis	: *
Hole Diameter	: 2.25"	Drilling Contractor	: EnviroDynamics

Water Levels
During Drilling - 15'
After Completion - NA

Soil Boring: GP-18
TOC Elev.:

Depth in feet	USCS	DESCRIPTION	Samples	Total PID (ppm)	Sample Recovery (%)
0–3	CL	SILTY CLAY, brown	1, 2	0.0	100
3–7.5	SP	FILL SAND, medium grained	3, 4	0.0	100
7.5–8	CL	SANDY CLAY, moist, medium stiff, brown			
8–15	CL	SILTY CLAY, hard/very stiff, slightly moist, grey, traces of gravel & sand; Moist	5, 6, 7, 8	0.0, 0.0, 0.0, 0.0*	100
15–23	SM	SILTY SAND, wet, brown-grey, medium coarse, poorly sorted; Medium grained; Grey	9, 10, 11	0.0, 0.0*, 0.0*	100
23–24	CL	Very SANDY CLAY, moist, brown, medium stiff	12	0.0*	100

Boring completed at 24.0 feet BGS.
See Smartdata Log MIP-18 for more information.

06-15-2020 \\server4\company\Indy Environmental\Project Files\AMPHENOL\Work Plans_2018\On-Site Soil Investigation\Boring Logs\GP-18.BOR

LOG OF BORING GP-19

Former Amphenol Corporation
980 Hurricane Road
Franklin, IN
EPA ID # IND 044 587 848

Date Completed	: 5/28/2020	Casing Size	: 2"
Drilling Method	: Direct Push	Initial Water Level	: 15'
Sampling Method	: Dual Tube	Final Water Level	: NA
Field/Office Logged	: CN/LL	Selected for Analysis	: *
Hole Diameter	: 2.25"	Drilling Contractor	: EnviroDynamics

Water Levels
▼ During Drilling - 15'
▽ After Completion - NA

Soil Boring: GP-19
TOC Elev.:

Depth in feet	USCS	DESCRIPTION	Samples	Total PID (ppm) (0 2000 4000)	Total PID (ppm)	Sample Recovery (%)
0–5	CL	SILTY CLAY, moist, medium stiff, brown	1		0.0	100
			2		0.0	100
			3		0.0	100
6–7	SP	SAND, medium coarse, poorly sorted, brown	4		0.0	100
7–15	CL	SILTY CLAY, hard/very stiff, slightly moist, grey, traces of gravel & sand	5		0.0	100
			6		0.0	100
		Moist	7		0.0	100
15–22	SW	SILTY SAND, wet, brown-grey, coarse, poorly sorted	8		0.0	100
		Medium coarse grained	9		0.0*	100
		Medium to fine grained	10		0.0*	100
		Grey	11		0.0*	100
22–24	CL	Very SANDY CLAY, moist, brown, medium stiff	12		0.0*	100

Boring completed at 24.0 feet BGS.
See Smartdata Log MIP-19 for more information.

06-15-2020 \\server4\company\Indy Environmental\Project Files\AMPHENOL\Work Plans_2018\On-Site Soil Investigation\Boring Logs\GP-19.BOR

LOG OF BORING GP-20

Former Amphenol Corporation
980 Hurricane Road
Franklin, IN
EPA ID # IND 044 587 848

Date Completed	: 5/28/2020	Casing Size	: 2"
Drilling Method	: Direct Push	Initial Water Level	: 15'
Sampling Method	: Dual Tube	Final Water Level	: NA
Field/Office Logged	: CN/LL	Selected for Analysis	: *
Hole Diameter	: 2.25"	Drilling Contractor	: EnviroDynamics

Water Levels
▼ During Drilling - 15'
▽ After Completion - NA

Soil Boring: GP-20
TOC Elev.:

Depth in feet	USCS	DESCRIPTION	Samples	Total PID (ppm)	Sample Recovery (%)
0–5	CL	Very SANDY CLAY, moist, medium stiff, brown Sandy	1	0.0	100
			2	0.0	100
			3	0.0	100
5–7	SP	FILL SAND, medium grained, brown	4	0.0	100
7–15	CL	SILTY CLAY, hard/very stiff, slightly moist, grey, traces of gravel & sand	5	0.0	100
			6	0.0	100
			7	0.0	100
			8	0.0	100
15–23	SW	SILTY SAND, wet, brown, very coarse, poorly sorted Medium coarse grained Medium to medium fine grained Medium grained	9	858*	100
			10	4053	100
			11	256*	100
			12	170	100

Total PID (ppm) scale: 0 2000 4000

Boring completed at 23.0 feet BGS.
See Smartdata Log MIP-20 for more information.

06-15-2020 \\server4\company\Indy Environmental\Project Files\AMPHENOL\Work Plans_2018\On-Site Soil Investigation\Boring Logs\GP-20.BOR

LOG OF BORING GP-21

Former Amphenol Corporation
980 Hurricane Road
Franklin, IN
EPA ID # IND 044 587 848

Date Completed	: 5/28/2020	Casing Size	: 2"
Drilling Method	: Direct Push	Initial Water Level	: 15'
Sampling Method	: Dual Tube	Final Water Level	: NA
Field/Office Logged	: CN/LL	Selected for Analysis	: *
Hole Diameter	: 2.25"	Drilling Contractor	: EnviroDynamics

Water Levels
- During Drilling - 15'
- After Completion - NA

Soil Boring: GP-21
TOC Elev.:

Depth in feet	USCS	DESCRIPTION	Samples	Total PID (ppm)	Sample Recovery (%)
0–6	CL	Very SANDY CLAY, moist, medium stiff, brown Sandy	1	0.0	100
			2	0.0	100
			3	0.0	100
6–8	SP	SAND, medium grained, with gravel	4	0.0	100
8–12	CL	SILTY CLAY, hard/very stiff, slightly moist, grey, traces of gravel & sand Moist	5	0.0	100
			6	0.0	100
12–15	SP	SAND, brown-grey, moist, medium grained, poorly sorted	7	0.0*	100
			8	0.0*	100
15–21	SW	SILTY SAND, wet, medium coarse grained Gravelly	9	533	100
		Very coarse	10	4538	100
21–22	CL	Very SANDY CLAY, moist, medium stiff, brown	11	2774	100

Total PID (ppm) scale: 0 2000 4000

Boring completed at 22.0 feet BGS.
See Smartdata Log MIP-22 for more information.

06-15-2020 \\server4\company\Indy Environmental\Project Files\AMPHENOL\Work Plans_2018\On-Site Soil Investigation\Boring Logs\GP-21.BOR

LOG OF BORING GP-22

Former Amphenol Corporation
980 Hurricane Road
Franklin, IN
EPA ID # IND 044 587 848

Date Completed	: 5/28/2020	Casing Size	: 2"
Drilling Method	: Direct Push	Initial Water Level	: 15'
Sampling Method	: Dual Tube	Final Water Level	: NA
Field/Office Logged	: CN/LL	Selected for Analysis	: *
Hole Diameter	: 2.25"	Drilling Contractor	: EnviroDynamics

Water Levels
▼ During Drilling - 15'
▽ After Completion - NA

Soil Boring: GP-22
TOC Elev.:

Depth in feet	USCS	DESCRIPTION	Samples	Total PID (ppm)	Sample Recovery (%)
0–5	CL	Very SANDY CLAY, moist, medium stiff, brown Sandy	1	0.0	100
			2	0.0	100
			3	0.0	100
5–6	CL	SILTY CLAY, hard/very stiff, slightly moist, grey, traces of gravel & sand			
6–10		No Recovery from 6 - 10 feet BGS (Pushed a rock)	4	-	100
			5	-	100
10–21	CL	SILTY CLAY, hard/very stiff, slightly moist, grey, traces of gravel & sand	6	0.0	100
			7	0.0*	100
		Wet	8	0.0*	100
		Very coarse, grey	9	495*	100
			10	35*	100
20–21	CL	Very SANDY CLAY, moist, medium stiff, brown	11	0.0	100

Boring completed at 21.0 feet BGS.
See Smartdata Log MIP-22 for more information.

06-15-2020 \\server4\company\Indy Environmental\Project Files\AMPHENOL\Work Plans_2018\On-Site Soil Investigation\Boring Logs\GP-22.BOR

LOG OF BORING GP-23

Former Amphenol Corporation
980 Hurricane Road
Franklin, IN
EPA ID # IND 044 587 848

Date Completed	: 5/28/2020	Casing Size	: 2"
Drilling Method	: Direct Push	Initial Water Level	: 15'
Sampling Method	: Dual Tube	Final Water Level	: NA
Field/Office Logged	: CN/LL	Selected for Analysis	: *
Hole Diameter	: 2.25"	Drilling Contractor	: EnviroDynamics

Water Levels
- During Drilling - 15'
- After Completion - NA

Soil Boring: GP-23
TOC Elev.:

Depth in feet	USCS	DESCRIPTION	Samples	Total PID (ppm)	Sample Recovery (%)
0–7	CL	Very SANDY CLAY, moist, medium stiff, brown Sandy	1	0.0	100
			2	0.0	100
			3	0.0	100
			4	0.0	100
7–15	CL	SILTY CLAY, hard/very stiff, slightly moist, grey, traces of gravel & sand Moist	5	0.0	100
			6	0.0	100
			7	0.0*	100
			8	0.0	100
15–20	SW	SILTY SAND, wet, coarse, brown-grey, poorly sorted Medium grained Clay from 19.5 - 19.75 feet BGS	9	0.0	100
			10	0.0*	100
20–22	SP	SAND, wet, grey, medium coarse, poorly sorted	11	0.0*	100
22–24	CL	SILTY CLAY, hard/very stiff, slightly moist, grey, traces of gravel & sand	12	0.0*	100

Total PID (ppm) scale: 0 2000 4000

Boring completed at 24.0 feet BGS.
See Smartdata Log MIP-23 for more information.

06-15-2020 \\server4\company\Indy Environmental\Project Files\AMPHENOL\Work Plans_2018\On-Site Soil Investigation\Boring Logs\GP-23.BOR

LOG OF BORING GP-24

Former Amphenol Corporation
980 Hurricane Road
Franklin, IN
EPA ID # IND 044 587 848

Date Completed	: 5/28/2020	Casing Size	: 2"
Drilling Method	: Direct Push	Initial Water Level	: 15'
Sampling Method	: Dual Tube	Final Water Level	: NA
Field/Office Logged	: CN/LL	Selected for Analysis	: *
Hole Diameter	: 2.25"	Drilling Contractor	: EnviroDynamics

Water Levels
▼ During Drilling - 15'
▽ After Completion - NA

Soil Boring: GP-24
TOC Elev.:

Depth in feet	USCS	DESCRIPTION	Samples	Total PID (ppm)	Sample Recovery (%)
0–5	CL	Very SANDY CLAY, moist, medium stiff, brown Sandy	1, 2, 3	0.0, 0.0, 0.0	100, 100, 100
5–9	SP	SAND, medium to fine grained, brown	4	0.0	100
9–14	CL	SILTY CLAY, hard/very stiff, slightly moist, grey, traces of gravel & sand Moist	5, 6, 7	0.0, 0.0, 0.0*	100, 100, 100
14–20	SP	SAND, poorly sorted, very moist, brown-grey, medium coarse	8, 9, 10	0.0, 0.0*, 0.0*	100, 100, 100

Boring completed at 20.0 feet BGS.
See Smartdata Log MIP-24 for more information.

06-15-2020 \\server4\company\Indy Environmental\Project Files\AMPHENOL\Work Plans_2018\On-Site Soil Investigation\Boring Logs\GP-24.BOR

LOG OF BORING GP-25

Former Amphenol Corporation
980 Hurricane Road
Franklin, IN
EPA ID # IND 044 587 848

Date Completed	: 5/28/2020	Casing Size	: 2"
Drilling Method	: Direct Push	Initial Water Level	: 15'
Sampling Method	: Dual Tube	Final Water Level	: NA
Field/Office Logged	: CN/LL	Selected for Analysis	: *
Hole Diameter	: 2.25"	Drilling Contractor	: EnviroDynamics

Water Levels
During Drilling - 15'
After Completion - NA

Soil Boring: GP-25
TOC Elev.:

Depth in feet	USCS	DESCRIPTION	Samples	Total PID (ppm)	Sample Recovery (%)
0–5	CL	Very SANDY CLAY, moist, medium stiff, brown Sandy	1, 2, 3	0.0, 0.0, 0.0	100, 100, 100
5–8	SP	SAND, medium grained, brown	4	0.0	100
8–15	CL	SILTY CLAY, hard/very stiff, slightly moist, grey, traces of gravel & sand Moist	5, 6, 7, 8	0.0, 0.0, 0.0*, 0.0*	100, 100, 100, 100
15–19	SP	SAND, brown-grey to brown, wet, coarse grained, poorly sorted Very coarse grained	9, 10	0.0, 0.0*	100, 100
19–20	CL	SILTY CLAY, hard/very stiff, slightly moist, grey, traces of gravel & sand			

Boring completed at 20.0 feet BGS.
See Smartdata Log MIP-25 for more information.

06-15-2020 \\server4\company\Indy Environmental\Project Files\AMPHENOL\Work Plans_2018\On-Site Soil Investigation\Boring Logs\GP-25.BOR

LOG OF BORING GP-26

Former Amphenol Corporation
980 Hurricane Road
Franklin, IN
EPA ID # IND 044 587 848

Date Completed	: 5/28/2020	Casing Size	: 2"
Drilling Method	: Direct Push	Initial Water Level	: 15'
Sampling Method	: Dual Tube	Final Water Level	: NA
Field/Office Logged	: CN/LL	Selected for Analysis	: *
Hole Diameter	: 2.25"	Drilling Contractor	: EnviroDynamics

Water Levels
▼ During Drilling - 15'
▽ After Completion - NA

Soil Boring: GP-26
TOC Elev.:

Depth in feet	USCS	DESCRIPTION	Samples	Total PID (ppm)	Sample Recovery (%)
0–5	CL	Very SANDY CLAY, moist, medium stiff, brown Sandy	1	0.0	100
			2	0.0	100
			3	0.0	100
5–14	CL	SILTY CLAY, hard/very stiff, slightly moist, grey, traces of gravel & sand	4	0.0	100
			5	0.0	100
			6	0.0	100
			7	0.0*	100
14–23	SP	SAND, very moist, brown-grey, medium coarse, poorly sorted Wet, silty Medium to medium fine grained Medium coarse grained Medium coarse to medium fine grained Medium to fine grained Very coarse grained	8	0.0	100
			9	0.0	100
			10	0.0	100
			11	0.0*	100
23–24	CL	SILTY CLAY, hard/very stiff, slightly moist, grey, traces of gravel & sand	12	0.0*	100

Boring completed at 24.0 feet BGS.
See Smartdata Log MIP-26 for more information.

06-15-2020 \\server4\company\Indy Environmental\Project Files\AMPHENOL\Work Plans_2018\On-Site Soil Investigation\Boring Logs\GP-26.BOR

LOG OF BORING GP-27

Former Amphenol Corporation
980 Hurricane Road
Franklin, IN
EPA ID # IND 044 587 848

Date Completed	: 5/28/2020	Casing Size	: 2"
Drilling Method	: Direct Push	Initial Water Level	: 15'
Sampling Method	: Dual Tube	Final Water Level	: NA
Field/Office Logged	: CN/LL	Selected for Analysis	: *
Hole Diameter	: 2.25"	Drilling Contractor	: EnviroDynamics

Water Levels
During Drilling - 15'
After Completion - NA

Soil Boring: GP-27
TOC Elev.:

Depth in feet	USCS	DESCRIPTION	Samples	Total PID (ppm)	Sample Recovery (%)
0–5	CL	SANDY CLAY Pea gravel from 2.5 - 2.75 feet BGS	1	0.0	100
			2	0.0	100
			3	0.0	100
5–10	SC	CLAYEY SAND	4	0.0	100
			5	0.0	100
10–14	CL	SILTY CLAY, hard/very stiff, slightly moist, grey, traces of gravel & sand	6	0.0	100
			7	0.0*	100
14–15	SP	SAND, very moist, brown-grey, medium grained, poorly sorted	8	0.0	100
15–23	SM	SILTY SAND, brown-grey, wet, medium coarse, poorly sorted Medium grained	9	133*	100
		Medium to fine grained	10	14.72*	100
		Medium coarse	11	3511*	100
22–23	CL	SILTY CLAY, hard/very stiff, slightly moist, grey, traces of gravel & sand	12	0	100

Total PID (ppm) 0 2000 4000

Boring completed at 23.0 feet BGS.
See Smartdata Log MIP-27 for more information.

06-15-2020 \\server4\company\Indy Environmental\Project Files\AMPHENOL\Work Plans_2018\On-Site Soil Investigation\Boring Logs\GP-27.BOR

LOG OF BORING GP-28

Former Amphenol Corporation
980 Hurricane Road
Franklin, IN
EPA ID # IND 044 587 848

Date Completed	: 10/23/2018	Casing Size	: 2"
Drilling Method	: Direct Push	Initial Water Level	: 15'
Sampling Method	: Dual Tube	Final Water Level	: NA
Field/Office Logged	: CN/LL	Selected for Analysis	: *
Hole Diameter	: 2.25"	Drilling Contractor	: EnviroDynamics

Water Levels
▼ During Drilling - 15'
▽ After Completion - NA

Soil Boring: GP-28
TOC Elev.:

Depth in feet	USCS	DESCRIPTION	Samples	Total PID (ppm)	Sample Recovery (%)
0	AR	ASPHALT			
1		No Recovery from 0.5 - 5 feet BGS (pushed a rock)	1	-	25
2					
3			2	-	0
4					
5	CL	SANDY CLAY	3	0.0	50
6	SP	SAND, medium grained, brown			
7			4	0.0	100
8					
9			5	0.0	100
10					
11			6	0.0	100
12					
13	CL	SILTY CLAY, hard/very stiff, slightly moist, grey, traces of gravel & sand	7	0.0*	100
14					
15	SP	SAND, brown-grey, very moist, poorly sorted Wet, coarse grained	8	0.0	100
16		Medium to medium fine grained			
17			9	0.0	100
18		Medium grained			
19			10	0.0	100
20					
21			11	0.0*	100
22					
23	CL	SILTY CLAY, hard/very stiff, slightly moist, grey, traces of gravel & sand	12	0.0*	100
24		Boring completed at 23.0 feet BGS. See Smartdata Log MIP-28 for more information.			

Total PID (ppm) scale: 0 5 10

06-15-2020 \\server4\company\Indy Environmental\Project Files\AMPHENOL\Work Plans_2018\On-Site Soil Investigation\Boring Logs\GP-28.BOR

LOG OF BORING GP-35

Former Amphenol Corporation
980 Hurricane Road
Franklin, IN
EPA ID # IND 044 587 848

Date Completed	: 9/17/2020	Casing Size	: 2"
Drilling Method	: Direct Push	Initial Water Level	: 14.0'
Sampling Method	: Dual Tube	Final Water Level	: NA
Field/Office Logged	: LL/LL	Selected for Analysis	: *
Hole Diameter	: 2.25"	Drilling Contractor	: EnviroDynamics

Water Levels
During Drilling - 14.0'
After Completion - NA

Soil Boring: GP-35
Surface Elev.: 735.2

Depth in feet	USCS	DESCRIPTION	Samples	Total PID (ppb)	Sample Recovery (%)
0	AR	ASPHALT/CONCRETE			
1	CL	SILTY CLAY, medium stiff to stiff, moist, brown, trace gravel & sand	1	1.0	100
3	CL		2	0.0	100
5	CL	SANDY CLAY, medium stiff, moist, brown to black	3	0.0	100
6	SP	SAND, dense, dry, brown, fine grained, well sorted			
7	SP	Gray	4	0.0	100
9	SP		5	0.0	100
11	SP		6	0.0	100
13	SP		7	0.0*	100
14	SP	Fine to medium grained, wet	8	0.0	100
			9	0.0	100
			10	0.0	100
			11	0.0	100
			12	0.0	100
			13	0.0	100
			14	0.0	100
			15	0.0	100
			16	0.0*	100
			17	0.0	100
			18	0.0	100
			19	0.0*	100
20	CL	SILTY CLAY, stiff/hard, moist, brown-gray, trace gravel & sand	20	0.0*	100
			21	0.0	100
			22	0.0	100
			23	0.0	100
22		Boring completed at 22.0 feet BGS.			

LOG OF BORING GP-36

Former Amphenol Corporation
980 Hurricane Road
Franklin, IN
EPA ID # IND 044 587 848

Date Completed	: 9/17/2020	Casing Size	: 2"
Drilling Method	: Direct Push	Initial Water Level	: 14.75'
Sampling Method	: Dual Tube	Final Water Level	: NA
Field/Office Logged	: LL/LL	Selected for Analysis	: *
Hole Diameter	: 2.25"	Drilling Contractor	: EnviroDynamics

Water Levels
During Drilling - 14.75'
After Completion - NA

Soil Boring: GP-36
Surface Elev.: 735.4

Depth in feet	USCS	DESCRIPTION	Samples	Total PID (ppb)	Sample Recovery (%)
0	AR	ASPHALT/CONCRETE/GRAVEL			
1	CL	SILTY CLAY, medium stiff, moist, brown, trace gravel & sand	1	0.0	100
2					
3			2	0.0	100
4		Sandy			
5	SP	SAND, loose, dry, brown, fine grained, well sorted	3	0.0	100
6					
7		Gray	4	0.0	100
8					
9			5	0.0	100
10		Fine to medium grained, with gravel, poorly sorted			
11			6	0.0	100
12					
13			7	0.0	100
14		Wet	8	0.0*	100
			9	0.0*	100
15	SW	SAND, dense, wet, gray to brown, medium to coarse grained, with gravel	10	0.0	100
			11	0.0	100
16			12	0.0	100
			13	0.0	100
17			14	0.0	100
			15	0.0	100
18			16	0.0	100
			17	0.0	100
19			18	0.0	100
			19	0.0	100
20		Black, silty	20	0.0*	100
		Gray to brown	21	0.0*	100
21	CL	SILTY CLAY, hard, moist, reddish-brown, trace gravel & sand	22	0.0*	100
		Glacial wood fragment	23	0.0	100
22		Brown-gray			
23		Boring completed at 22.0 feet BGS.			

10-27-2020 I:\Indy Environmental\Project Files\AMPHENOL\Work Plans_2018\Off-Site Groundwater Investigation\Boring Logs\GP-36.BOR

LOG OF BORING GP-37

Former Amphenol Corporation
980 Hurricane Road
Franklin, IN
EPA ID # IND 044 587 848

Date Completed	: 9/17/2020	Casing Size	: 2"
Drilling Method	: Direct Push	Initial Water Level	: 14.5'
Sampling Method	: Dual Tube	Final Water Level	: NA
Field/Office Logged	: LL/LL	Selected for Analysis	: *
Hole Diameter	: 2.25"	Drilling Contractor	: EnviroDynamics

Water Levels
- During Drilling - 14.5'
- After Completion - NA

Soil Boring: GP-37
Surface Elev.: 735.6

Depth in feet	USCS	DESCRIPTION	Samples	Total PID (ppb) (0 750 1500)	Total PID (ppb)	Sample Recovery (%)
0	AR	ASPHALT/CONCRETE				
1	CL	SILTY CLAY, medium stiff to stiff, moist, brown, trace gravel	1		0.0	100
2						
3			2		0.0	100
4		Sandy				
5			3		0.0	100
6	CL	SANDY CLAY, medium stiff, moist, brown				
7	SP	SAND, dense, dry, brown, fine grained, trace gravel	4		0.0	100
8						
9			5		0.0	100
10						
11			6		0.0	100
12	SW	SAND, dense, medium to coarse grained, brown, with fines and gravel, poorly sorted				
13			7		0.0	100
14			8		0.0*	100
15	SP	SAND, dense, wet, gray, medium grained, well sorted	9		0.0	100
		Medium to coarse grained, trace gravel	10		0.0	100
16			11		0.0	100
			12		0.0	100
17			13		0.0	100
			14		0.0	100
18			15		0.0	100
			16		0.0	100
19			17		0.0	100
			18		0.0	100
20			19		0.0	100
			20		0.0	100
21			21		0.0	100
			22		0.0	100
		Fine grained	23		0.0*	100
22			24		0.0*	100
23	CL	SILTY CLAY, stiff/hard, moist, gray, trace gravel & sand	25		0.0*	100

Boring completed at 23.0 feet BGS.

LOG OF BORING GP-38

Former Amphenol Corporation
980 Hurricane Road
Franklin, IN
EPA ID # IND 044 587 848

Date Completed	: 9/17/2020	Casing Size	: 2"
Drilling Method	: Direct Push	Initial Water Level	: 15'
Sampling Method	: Dual Tube	Final Water Level	: NA
Field/Office Logged	: LL/LL	Selected for Analysis	: *
Hole Diameter	: 2.25"	Drilling Contractor	: EnviroDynamics

Water Levels
- During Drilling - 15'
- After Completion - NA

Soil Boring: GP-38
Surface Elev.: 735.5

Depth in feet	USCS	DESCRIPTION	Samples	Total PID (ppb)	Sample Recovery (%)
0–4	CL	CLAY, stiff, moist, dry, trace gravel	1	0.0	100
			2	0.0	100
4–6	SC	CLAYEY SAND, dense, moist, brown, trace gravel	3	0.0	100
6–22	SP	SAND, dense, dry, gray, fine grained, well sorted, trace gravel	4	0.0	100
			5	0.0	100
			6	9.0	100
			7	0.0	100
		Very Moist	8	0.0	100
		Wet, fine to medium grained, brown	9	79*	100
			10	0.0	100
			11	0.0	100
			12	0.0	100
			13	0.0	100
			14	0.0	100
			15	0.0	100
			16	0.0	100
			17	0.0	100
			18	0.0	100
			19	119*	100
			20	0.0	100
			21	0.0	100
			22	0.0	100
			23	65	100
22–23	SP	SAND, dense, wet, gray, fine to medium grained, well sorted	24	39	100
23–25	CL	SILTY CLAY, stiff/hard, moist, gray, trace gravel & sand	25	238*	100
			26	1224*	100
			27	1357	100
			28	707	100
			29	0.0	100

Total PID (ppb) 0 750 1500

Boring completed at 25.0 feet BGS.

10-27-2020 I:\Indy Environmental\Project Files\AMPHENOL\Work Plans_2018\Off-Site Groundwater Investigation\Boring Logs\GP-38.BOR

LOG OF BORING GP-39

Former Amphenol Corporation
980 Hurricane Road
Franklin, IN
EPA ID # IND 044 587 848

Date Completed	: 9/17/2020	Casing Size	: 2"
Drilling Method	: Direct Push	Initial Water Level	: 15.00'
Sampling Method	: Dual Tube	Final Water Level	: NA
Field/Office Logged	: LL/LL	Selected for Analysis	: *
Hole Diameter	: 2.25"	Drilling Contractor	: EnviroDynamics

Water Levels
- During Drilling - 15.00'
- After Completion - NA

Soil Boring: GP-39
Surface Elev.: 735.4

Depth in feet	USCS	DESCRIPTION	Samples	Total PID (ppb)	Sample Recovery (%)
0–1	CL	TOPSOIL, soft, dry, brown	1	0.0	100
2–4	CL	SILTY CLAY, stiff, dry, brown, trace gravel	2	0.0	100
5	CL	SANDY CLAY, medium stiff, moist, trace gravel & sand	3	0.0	100
6	SC	CLAYEY SAND, dense, moist, brown			
7–14	SW	SAND, dense, dry, brown, fine to medium grained, with gravel Gravelly	4	0.0	100
			5	0.0	100
			6	0.0	100
			7	0.0	100
			8	0.0	100
15		Very moist	9	0.0*	100
15–26	SW	SAND, dense, wet, brown, medium to fine grained, well sorted, trace gravel	10	0.0	100
			11	0.0	100
			12	0.0	100
			13	0.0	100
			14	0.0	100
			15	0.0	100
			16	0.0	100
			17	0.0	100
			18	0.0	100
			19	0.0	100
			20	0.0	100
			21	0.0	100
			22	0.0	100
			23	0.0	100
			24	0.0	100
			25	0.0	100
			26	0.0	100
			27	0.0	100
			28	0.0	100
			29	0.0	100
			30	0.0*	100
			31	9.0*	100
26–28	CL	SILTY CLAY, stiff/hard, dry, gray	32	119*	100
			33	184	100
			34	1029	100
			35	0.0	100

Boring completed at 28.0 feet BGS.

10-27-2020 I:\Indy Environmental\Project Files\AMPHENOL\Work Plans_2018\Off-Site Groundwater Investigation\Boring Logs\GP-39.BOR

LOG OF BORING GP-40

Former Amphenol Corporation
980 Hurricane Road
Franklin, IN
EPA ID # IND 044 587 848

Date Completed	: 9/17/2020	Casing Size	: 2"
Drilling Method	: Direct Push	Initial Water Level	: 14.75'
Sampling Method	: Dual Tube	Final Water Level	: NA
Field/Office Logged	: LL/LL	Selected for Analysis	: *
Hole Diameter	: 2.25"	Drilling Contractor	: EnviroDynamics

Water Levels
- During Drilling - 14.75'
- After Completion - NA

Soil Boring: GP-40
Surface Elev.: 734.7

Depth in feet	USCS	DESCRIPTION	Samples	Total PID (ppb)	Sample Recovery (%)
0	CL	TOPSOIL, soft, dry, brown			
1	CL	SILTY CLAY, hard, dry, brown, trace gravel	1	0.0	100
2					
3			2	0.0	100
4					
5	SC	CLAYEY SAND, dense, moist, brown	3	0.0	100
6	SP	SAND, dense, moist, brown, fine grained, well sorted, trace gravel Fine to medium grained			
7			4	0.0	100
8					
9			5	0.0	100
10		Fine grained			
11			6	0.0	100
12	SW	SAND, dense, dry, medium to coarse grained, poorly sorted, with gravel			
13			7	0.0	100
14			8	0.0*	100
15		Wet	9	0.0*	100
16	SW	SAND, dense, wet, medium to coarse grained, poorly sorted, with gravel	10	0.0	100
			11	0.0	100
			12	0.0	100
17			13	0.0	100
			14	0.0	100
			15	0.0	100
18	SP	SAND, dense, wet, fine to medium grained, well sorted, gray	16	0.0	100
19			17	0.0	100
			18	0.0	100
20			19	0.0*	100
		Coarse grained, poorly sorted	20	0.0	100
21			21	0.0*	100
22	CL	SILTY CLAY, hard, dry, gray, trace gravel & sand	22	0.0*	100
			23	0.0	100
			24	0.0	100
23			25	0.0	100
			26	0.0	100
24			27	0.0	100
			28	0.0	100
			29	0.0	100
25		Boring completed at 25.0 feet BGS.			

Total PID (ppb): 0 25 50

10-27-2020 I:\Indy Environmental\Project Files\AMPHENOL\Work Plans_2018\Off-Site Groundwater Investigation\Boring Logs\GP-40.BOR

LOG OF BORING GP-41

Former Amphenol Corporation
980 Hurricane Road
Franklin, IN
EPA ID # IND 044 587 848

Date Completed	: 9/17/2020	Casing Size	: 2"
Drilling Method	: Direct Push	Initial Water Level	: 14.00'
Sampling Method	: Dual Tube	Final Water Level	: NA
Field/Office Logged	: LL/LL	Selected for Analysis	: *
Hole Diameter	: 2.25"	Drilling Contractor	: EnviroDynamics

Water Levels
- During Drilling - 14'
- After Completion - NA

Soil Boring : GP-41
Surface Elev.: 734.1

Depth in feet	USCS	DESCRIPTION	Samples	Total PID (ppb)	Sample Recovery (%)
0–1	CL	TOPSOIL, soft, dry, brown	1	0.0	100
1–4	CL	SILTY CLAY, stiff, moist, brown, trace gravel & sand	2	0.0	100
4–5	SC	CLAYEY SAND, dense, moist, brown,	3	0.0	100
5–10	SP	SAND, loose, dry, fine grained, well sorted, trace gravel	4	0.0	100
			5	0.0	100
10–14	SW	SAND, dense, brown, coarse grained, poorly sorted, trace gravel	6	0.0	100
			7	0.0*	100
14–15	SP	SAND, dense, wet, gray, fine to medium grained, well sorted	8	0.0*	100
			9	0.0	100
15–16	SW	SAND, dense, wet, medium to coarse grained, poorly sorted, with gravel	10	0.0	100
			11	0.0	100
16–19	SP	SAND, dense, wet, gray, fine to medium grained, well sorted	12	0.0*	100
			13	0.0	100
			14	0.0	100
			15	0.0	100
			16	0.0	100
			17	0.0	100
			18	0.0*	100
19–20	CL	SILTY CLAY, hard, moist, gray, trace gravel & sand	19	0.0*	100

Boring completed at 20.0 feet BGS.

LOG OF BORING GP-42

Former Amphenol Corporation
980 Hurricane Road
Franklin, IN
EPA ID # IND 044 587 848

Date Completed	: 9/18/2020	Casing Size	: 2"
Drilling Method	: Direct Push	Initial Water Level	: 14.00'
Sampling Method	: Dual Tube	Final Water Level	: NA
Field/Office Logged	: LL/LL	Selected for Analysis	: *
Hole Diameter	: 2.25"	Drilling Contractor	: EnviroDynamics

Water Levels
During Drilling - 14'
After Completion - NA

Soil Boring : GP-42
Surface Elev.: 733.4

Depth in feet	USCS	DESCRIPTION	Samples	Total PID (ppb)	Sample Recovery (%)
0–1	CL	TOPSOIL, hard, dry, brown	1	0.0	100
1–6	CL	SILTY CLAY, medium stiff, moist, brown, trace gravel & sand	2	0.0	100
			3	0.0	100
6–6.5	SC	CLAYEY SAND, dense, moist, brown, fine grained			
6.5–18	SP	SAND, dense, dry, fine to medium grained, gray, trace gravel	4	0.0	100
			5	0.0	100
			6	0.0	100
			7	0.0*	100
		Wet	8	0.0	100
			9	0.0	100
		Medium to coarse grained	10	0.0*	100
			11	0.0	100
			12	0.0	100
			13	0.0	100
			14	0.0	100
			15	0.0*	100
			16	0.0*	100
18–20	CL	SILTY CLAY, stiff/hard, moist, brown-gray, trace gravel & sand	17	0.0*	100
			18	0.0	100
			19	0.0	100

Boring completed at 20.0 feet BGS.

LOG OF BORING GP-43

Former Amphenol Corporation
980 Hurricane Road
Franklin, IN
EPA ID # IND 044 587 848

Date Completed	: 9/18/2020	Casing Size	: 2"
Drilling Method	: Direct Push	Initial Water Level	: 13.5'
Sampling Method	: Dual Tube	Final Water Level	: NA
Field/Office Logged	: LL/LL	Selected for Analysis	: *
Hole Diameter	: 2.25"	Drilling Contractor	: EnviroDynamics

Water Levels
During Drilling - 13.5'
After Completion - NA

Soil Boring : GP-43
Surface Elev.: 733.2

Depth in feet	USCS	DESCRIPTION	Samples	Total PID (ppb)	Sample Recovery (%)
0	CL	TOPSOIL, stiff, dry, brown, trace gravel			
1	CL	SILTY CLAY, stiff, moist, brown to reddish brown, trace gravel & sand	1	0.0	100
2	CL		2	0.0	100
3	CL				
4	CL	Sandy	3	0.0	100
5	CL	SANDY CLAY, medium stiff, moist, brown, trace gravel & sand			
6	SP	SAND, dense, dry, brown, fine grained, well sorted			
7	SW	SAND, dense, dry, brown, medium to coarse grained, poorly sorted, trace gravel	4	0.0	100
8	SW				
9	SW	SAND, dense, dry, orangish brown, poorly sorted, with gravel	5	0.0	100
10	SW				
11	SP	SAND, dense, moist, brown, fine grained, well sorted	6	0.0	100
12	SP				
13	SP	Wet	7	0.0*	100
14	SP		8	0.0*	100
15	CL	SILTY CLAY, hard, dry, brown-gray, trace gravel & sand	9	0.0*	100

Boring completed at 15.0 feet BGS.

LOG OF BORING GP-44

Former Amphenol Corporation
980 Hurricane Road
Franklin, IN
EPA ID # IND 044 587 848

Date Completed	: 9/18/2020	Casing Size	: 2"
Drilling Method	: Direct Push	Initial Water Level	: 14.25'
Sampling Method	: Dual Tube	Final Water Level	: NA
Field/Office Logged	: LL/LL	Selected for Analysis	: *
Hole Diameter	: 2.25"	Drilling Contractor	: EnviroDynamics

Water Levels
During Drilling - 14.25'
After Completion - NA

Soil Boring : GP-44
Surface Elev.: 732.9

Depth in feet	USCS	DESCRIPTION	Samples	Total PID (ppb)	Sample Recovery (%)
0	CL	CLAY, soft, dry, brown			
1	CL	SILTY CLAY, stiff, moist, brown, trace gravel & sand	1	0.0	100
2	CL		2	0.0	100
3	CL				
4	CL		3	0.0	100
5	CL	SANDY CLAY, medium stiff, moist, brown, trace gravel & sand			
6	CL		4	0.0	100
7	CL				
8	CL		5	0.0	100
9	CL				
10	SP	SAND, dry, dense, brown, fine to medium grained, well sorted	6	0.0	100
11	SP				
12	SP		7	0.0*	100
13	SP				
14	SP	Wet			
15	SP	Gray	8	0.0*	100
16	SP		9	0.0*	100
17	SP		10	0.0*	100
	CL	SILTY CLAY, stiff/hard, dry, brown-gray, trace gravel & sand	11	0.0*	100
	SP	SAND, dense, wet, fine grained, well sorted	12	0.0*	100
18	CL	SILTY CLAY, hard, dry, brown-gray, trace gravel & sand	13	0.0	100
19	CL		14	0.0	100

Boring completed at 19.0 feet BGS.

10-27-2020 I:\Indy Environmental\Project Files\AMPHENOL\Work Plans_2018\Off-Site Groundwater Investigation\Boring Logs\GP-44.BOR

LOG OF BORING GP-45

Former Amphenol Corporation
980 Hurricane Road
Franklin, IN
EPA ID # IND 044 587 848

Date Completed	: 9/18/2020	Casing Size	: 2"
Drilling Method	: Direct Push	Initial Water Level	: 15.00'
Sampling Method	: Dual Tube	Final Water Level	: NA
Field/Office Logged	: LL/LL	Selected for Analysis	: *
Hole Diameter	: 2.25"	Drilling Contractor	: EnviroDynamics

Water Levels
During Drilling - 15'
After Completion - NA

Soil Boring : GP-45
Surface Elev.: 735.6

Depth in feet	USCS	DESCRIPTION	Samples	Total PID (ppb)	Sample Recovery (%)
0	CL	TOPSOIL, stiff/hard, dry, brown			
1	CL	SILTY CLAY, stiff, dry, brown	1	0.0	100
2–4	CL		2	0.0	100
5	SC	CLAYEY SAND, dense, dry, brown, trace gravel	3	0.0	100
6–8	SC		4	0.0	100
9	SP	GRAVELLY SAND, dense, dry, gray, poorly sorted	5	0.0	100
10–11	SP		6	0.0	100
12–13	SP		7	0.0	100
14–15	SP		8	0.0*	100
15	SP	SAND, dense, wet, fine grained, gray, well sorted			
16	SP		9	0.0	100
			10	0.0	100
17	SP		11	0.0	100
			12	0.0	100
18	SP		13	0.0	100
			14	0.0	100
19	SP	Brown, coarse grained, poorly sorted	15	0.0	100
			16	0.0	100
20	SM	SILTY SAND, dense, wet, gray	17	0.0*	100
21	SW	SAND, dense, wet, coarse grained, poorly sorted, trace gravel	18	0.0	100
			19	0.0*	100
			20	0.0*	100
22	CL	SILTY CLAY, hard, dry, brown-gray, trace gravel	21	0.0*	100
			22	0.0	100
23		Boring completed at 23.0 feet BGS.			

10-27-2020 I:\Indy Environmental\Project Files\AMPHENOL\Work Plans_2018\Off-Site Groundwater Investigation\Boring Logs\GP-45.BOR

LOG OF BORING GP-46

Former Amphenol Corporation
980 Hurricane Road
Franklin, IN
EPA ID # IND 044 587 848

Date Completed	: 9/18/2020	Casing Size	: 2"
Drilling Method	: Direct Push	Initial Water Level	: 15.00'
Sampling Method	: Dual Tube	Final Water Level	: NA
Field/Office Logged	: LL/LL	Selected for Analysis	: *
Hole Diameter	: 2.25"	Drilling Contractor	: EnviroDynamics

Water Levels
During Drilling - 15'
After Completion - NA

Soil Boring : GP-46
Surface Elev.: 734.8

Depth in feet	USCS	DESCRIPTION	Samples	Total PID (ppb)	Sample Recovery (%)
0	CL	TOPSOIL, dry, brown, loose			
1	CL	SILTY CLAY, stiff, moist, brown, trace gravel & sand	1	0.0	100
3			2	0.0	100
5	SC	CLAYEY SAND, dense, moist, brown	3	0.0	100
6	SP	SAND, fine to medium grained, dry, poorly sorted, with gravel			
7			4	0.0	100
9			5	0.0	100
10	SC	CLAYEY SAND, dense, moist, brown, fine grained			
11			6	0.0	100
13			7	0.0	100
14	SW	SAND, dense, dry, coarse grained, poorly sorted, brown			
15	SP	SAND, dense, wet, brown, fine grained, well sorted	8	0.0*	100
16			9	0.0	100
			10	0.0	100
17			11	0.0	100
			12	0.0	100
18			13	0.0	100
			14	0.0	100
19			15	0.0	100
			16	0.0	100
20	SW	SAND, dense, wet, gray, coarse grained, poorly sorted	17	0.0	100
			18	0.0	100
21			19	0.0	100
			20	0.0*	100
22			21	0.0*	100
23	ML	SILT, wet, stiff, grey	22	0.0*	100
			23	0.0*	100
			24	0.0*	100
24	CL	SILTY CLAY, hard, moist, brown-gray, trace gravel & sand	25	0.0	100
25		Boring completed at 24.5 feet BGS.			

Total PID (ppb) scale: 0 25 50

10-27-2020 I:\Indy Environmental\Project Files\AMPHENOL\Work Plans_2018\Off-Site Groundwater Investigation\Boring Logs\GP-46.BOR

LOG OF BORING GP-47

Former Amphenol Corporation
980 Hurricane Road
Franklin, IN
EPA ID # IND 044 587 848

Date Completed	: 9/18/2020	Casing Size	: 2"
Drilling Method	: Direct Push	Initial Water Level	: 15.75'
Sampling Method	: Dual Tube	Final Water Level	: NA
Field/Office Logged	: LL/LL	Selected for Analysis	: *
Hole Diameter	: 2.25"	Drilling Contractor	: EnviroDynamics

Water Levels
During Drilling - 15.75'
After Completion - NA

Soil Boring : GP-47
Surface Elev.: 736.3

Depth in feet	USCS	DESCRIPTION	Samples	Total PID (ppb)	Sample Recovery (%)
0	AR	ASPHALT			
1	CL	SILTY CLAY, medium stiff, moist, brown	1	0.0	100
2					
3			2	0.0	100
4					
5	SC	CLAYEY SAND, dense, moist, brown	3	0.0	100
6					
7	CL	SANDY CLAY, stiff, moist, brown	4	0.0	100
8	SP	SAND, dense, dry, fine grained, well sorted, trace gravel			
9			5	0.0	100
10	SW	SAND, medium to coarse grained, brown to gray, dry, poorly sorted			
11			6	0.0	100
12					
13			7	0.0	100
14					
15			8	0.0*	100
16		Wet	9	0.0	100
17			10	0.0	100
			11	0.0	100
18			12	0.0	100
			13	0.0	100
19			14	0.0	100
			15	0.0	100
20		Gray, coarse grained, with gravel	16	0.0	100
			17	0.0	100
21			18	0.0	100
			19	0.0	100
22			20	0.0*	100
			21	0.0	100
23	SM	SILTY SAND, dense, wet, gray, well sorted	22	0.0	100
			23	0.0	100
24	CL	SILTY CLAY, stiff/hard, moist, brown-gray, trace gravel & sand	24	0.0*	100
			25	0.0*	100
			26	0.0*	100
25		Boring completed at 25.0 feet BGS.			

Total PID (ppb) scale: 0 25 50

10-27-2020 I:\Indy Environmental\Project Files\AMPHENOL\Work Plans_2018\Off-Site Groundwater Investigation\Boring Logs\GP-47.BOR

LOG OF BORING GP-48

Former Amphenol Corporation
980 Hurricane Road
Franklin, IN
EPA ID # IND 044 587 848

Date Completed	: 9/18/2020	Casing Size	: 2"
Drilling Method	: Direct Push	Initial Water Level	: 15.25'
Sampling Method	: Dual Tube	Final Water Level	: NA
Field/Office Logged	: LL/LL	Selected for Analysis	: *
Hole Diameter	: 2.25"	Drilling Contractor	: EnviroDynamics

Water Levels
During Drilling - 15.25'
After Completion - NA

Soil Boring: GP-48
Surface Elev.: 736.4

Depth in feet	USCS	DESCRIPTION	Samples	Total PID (ppb)	Sample Recovery (%)
0	CL	TOPSOIL, stiff, dry, brown			
1	CL	SILTY CLAY, stiff, moist, brown	1	0.0	100
3			2	0.0	100
5	SW	SAND, loose, dry, brown, medium to coarse grained, poorly sorted	3	0.0	100
7			4	0.0	100
9			5	0.0	100
10	SC	CLAYEY SAND, dense, moist, brown, fine grained	6	0.0	100
13			7	0.0	100
14	SP	SAND, dense, dry, gray, coarse grained	8	0.0	100
15		Gravelly	9	0.0	100
			10	0.0	100
16		Wet	11	0.0*	100
	SP	SAND, dense, wet, brown, well sorted, fine grained	12	0.0	100
17			13	0.0	100
			14	0.0	100
18			15	0.0	100
			16	0.0	100
19			17	0.0	100
			18	0.0	100
20		Fine to Medium grained, poorly sorted	19	0.0	100
			20	0.0	100
21			21	0.0	100
			22	0.0	100
22			23	0.0	100
		Fine grained, well sorted	24	0.0	100
23			25	0.0	100
			26	0.0	100
24			27	0.0*	100
	SW	SAND, dense, wet, brown, medium to coarse grained, with gravel	28	0.0	100
25			29	0.0*	100
	CL	SILTY CLAY, moist, stiff/hard, brown-gray, trace gravel & sand	30	0.0*	100
26			31	0.0	100
			32	0.0	100
27			33	0.0	100
			34	0.0	100
28			35	0.0	100
			36	0.0	100
29			37	0.0	100
			38	0.0	100
30			39	0.0	100

Boring completed at 30.0 feet BGS.

10-27-2020 I:\Indy Environmental\Project Files\AMPHENOL\Work Plans_2018\Off-Site Groundwater Investigation\Boring Logs\GP-48.BOR

LOG OF BORING GP-49

Former Amphenol Corporation
980 Hurricane Road
Franklin, IN
EPA ID # IND 044 587 848

Date Completed	: 9/18/2020	Casing Size	: 2"
Drilling Method	: Direct Push	Initial Water Level	: 15.25'
Sampling Method	: Dual Tube	Final Water Level	: NA
Field/Office Logged	: LL/LL	Selected for Analysis	: *
Hole Diameter	: 2.25"	Drilling Contractor	: EnviroDynamics

Water Levels
During Drilling - 15.25'
After Completion - NA

Soil Boring: GP-49
Surface Elev.: 736.2

Depth in feet	USCS	DESCRIPTION	Samples	Total PID (ppb)	Sample Recovery (%)
0	CL	TOPSOIL, stiff, dry, brown			
1	CL	SILTY CLAY, hard, moist, brown, trace gravel & sand	1	0.0	100
2	CL		2	0.0	100
3	CL		3	0.0	100
6	SC	SANDY CLAY, medium stiff to stiff, moist, brown	4	0.0*	100
8	SC		5	0.0	100
10	CL	SILTY CLAY, hard, moist, brown	6	0.0	100
12	CL		7	0.0*	100
14	CL		8	0.0	100
	CL		9	0.0*	100
15	AR	Rubber & Metal Casing Fragments (Suspected Storm Sewer)	10	0.0	100
16	SP	SAND, dense, wet, brown, well sorted, fine grained	11	0.0	100
	SP		12	0.0	100
17	SP		13	0.0	100
	SP		14	0.0	100
	SP		15	0.0	100
18	SP		16	0.0	100
	SP		17	0.0	100
19	SP		18	0.0	100
	SP		19	0.0	100
20	SP		20	0.0	100
	SP		21	0.0	100
21	SP		22	0.0	100
	SP		23	0.0*	100
22	SP		24	0.0	100
	SP		25	0.0	100
23	SP	No Clay Observed (Dual tube rods bent by Storm Sewer at too great of angle to reach Unit C)	26	0.0	100
	SP		27	0.0*	100
24		Boring completed at 24.0 feet BGS.			

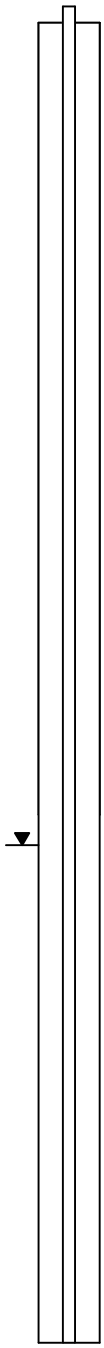

10-27-2020 I:\Indy Environmental\Project Files\AMPHENOL\Work Plans_2018\Off-Site Groundwater Investigation\Boring Logs\GP-49.BOR

LOG OF BORING GP-50

Former Amphenol Corporation
980 Hurricane Road
Franklin, IN
EPA ID # IND 044 587 848

Date Completed	: 9/18/2020	Casing Size	: 2"
Drilling Method	: Direct Push	Initial Water Level	: 15.25'
Sampling Method	: Dual Tube	Final Water Level	: NA
Field/Office Logged	: LL/LL	Selected for Analysis	: *
Hole Diameter	: 2.25"	Drilling Contractor	: EnviroDynamics

Water Levels
During Drilling - 15.25'
After Completion - NA

Soil Boring : GP-50
Surface Elev.: 736.0

Depth in feet	USCS	DESCRIPTION	Samples	Total PID (ppb)	Sample Recovery (%)
0	GW	GRAVEL			
1	CL	SANDY, SILTY CLAY, medium stiff, moist, brown	1	0.0	100
3			2	0.0	100
5	SC	CLAYEY SAND, dense, moist, brown, trace gravel	3	0.0	100
6	SP	SAND, loose, dry, gray, fine to medium grained			
7			4	0.0	100
9		Fine grained, well sorted	5	0.0	100
11			6	0.0	100
12		Fine to Medium grained, trace coarse gravel, brown			
13			7	0.0	100
14			8	0.0	100
15		Fine grained, wet	9	0.0*	100
			10	0.0	100
16			11	0.0	100
			12	0.0	100
17			13	0.0	100
			14	0.0	100
18			15	0.0	100
			16	0.0	100
19			17	0.0	100
			18	0.0	100
20			19	0.0	100
	SW	SAND, dense, wet, medium to coarse grained, trace silt, poorly sorted	20	0.0	100
21			21	0.0	100
			22	0.0	100
22		Silty from 22-23 feet BGS	23	0.0	100
			24	0.0	100
23			25	0.0*	100
			26	0.0	100
24			27	0.0*	100
			28	0.0*	100
25	CL	SILTY CLAY, hard, moist, trace gravel & sand	29	0.0*	100

Boring completed at 25.0 feet BGS.

10-27-2020 I:\Indy Environmental\Project Files\AMPHENOL\Work Plans_2018\Off-Site Groundwater Investigation\Boring Logs\GP-50.BOR

LOG OF BORING GP-51

Former Amphenol Corporation
980 Hurricane Road
Franklin, IN
EPA ID # IND 044 587 848

Date Completed	: 10/05/2020	Casing Size	: 2"
Drilling Method	: Direct Push	Initial Water Level	: 16.0'
Sampling Method	: Dual Tube	Final Water Level	: NA
Field/Office Logged	: LL/LL	Selected for Analysis	: *
Hole Diameter	: 2.25"	Drilling Contractor	: EnviroDynamics

Water Levels
During Drilling - 16.0'
After Completion - NA

Soil Boring : GP-51
Surface Elev.: 736.2

Depth in feet	USCS	DESCRIPTION	Samples	Total PID (ppb)	Sample Recovery (%)
0	CL	TOPSOIL, medium stiff, moist, brown			
1	CL	SILTY CLAY, medium stiff, moist, brown	1	0.0	100
2					
3			2	0.0	100
4					
5	SC	CLAYEY SAND, dense, moist, brown	3	0.0	100
6	SP	SAND, dense, dry, brown, fine to medium grained, well sorted, trace gravel			
7			4	0.0	100
8					
9			5	0.0	100
10		Gravelly, poorly sorted			
11			6	0.0	100
12					
13		Black	7	0.0	100
14	SM	SILTY SAND, dense, dry, brown, with coarse grained gravel	8	0.0	100
15	SP	SAND, dense, dry, gray, fine grained, well sorted	9	0.0	100
			10	0.0	100
			11	0.0*	100
16		Wet	12	0.0*	100
			13	0.0	100
17			14	0.0	100
			15	0.0	100
18			16	0.0	100
			17	0.0	100
19			18	0.0	100
			19	0.0	100
20	GW	GRAVEL, dense, wet, brown, coarse grained	20	0.0*	100
21	CL	SILTY CLAY, stiff/hard, dry, gray, laminated	21	0.0*	100
			22	0.0	100
22			23	0.0	100
			24	0.0	100
23			25	0.0	100

Boring completed at 23.0 feet BGS.

10-27-2020 I:\Indy Environmental\Project Files\AMPHENOL\Work Plans_2018\Off-Site Groundwater Investigation\Boring Logs\GP-51.BOR

LOG OF BORING GP-52

Former Amphenol Corporation
980 Hurricane Road
Franklin, IN
EPA ID # IND 044 587 848

Date Completed	: 10/05/2020	Casing Size	: 2"
Drilling Method	: Direct Push	Initial Water Level	: 14.25'
Sampling Method	: Dual Tube	Final Water Level	: NA
Field/Office Logged	: LL/LL	Selected for Analysis	: *
Hole Diameter	: 2.25"	Drilling Contractor	: EnviroDynamics

Water Levels
During Drilling - 14.25'
After Completion - NA

Soil Boring : GP-52
Surface Elev.: 734.1

Depth in feet	USCS	DESCRIPTION	Samples	Total PID (ppb)	Sample Recovery (%)
0	AR	GRAVEL, loose, dry, gray			
1	CL	SILTY CLAY, stiff, moist, brown, trace gravel & sand	1	0.0	100
2					
3			2	0.0	100
4					
5	SP	SAND, dense, moist, brown, fine to medium grained Fine grained	3	0.0	100
6	SP	SAND, dense, dry, brown, fine to medium grained, with gravel, poorly sorted			
7			4	3.0	100
8					
9			5	35.0	100
10		Coarse grained			
11			6	3.0	100
12					
13	SM	SILTY SAND, dense, moist, orangish brown, trace gravel	7	5.0*	100
14		Wet	8	0.0*	100
			9	0.0	100
15	SW	SAND, dense, wet, brown, coarse grained, with gravel & fines, poorly sorted	10	0.0	100
			11	0.0	100
16			12	0.0	100
			13	0.0	100
17			14	0.0	100
			15	0.0	100
18			16	0.0	100
			17	0.0	100
19			18	0.0	100
		Black	19	0.0*	100
20			20	72*	100
21	CL	SILTY CLAY, hard, dry, gray, laminated	21	11*	100
			22	74	100
22			23	14	100
			24	4.0	100
23			25	0.0	100

Boring completed at 23.0 feet BGS.

LOG OF BORING GP-53

Former Amphenol Corporation
980 Hurricane Road
Franklin, IN
EPA ID # IND 044 587 848

Date Completed	: 10/05/2020	Casing Size	: 2"
Drilling Method	: Direct Push	Initial Water Level	: 14.25'
Sampling Method	: Dual Tube	Final Water Level	: NA
Field/Office Logged	: LL/LL	Selected for Analysis	: *
Hole Diameter	: 2.25"	Drilling Contractor	: EnviroDynamics

Water Levels
During Drilling - 14.25'
After Completion - NA

Soil Boring : GP-53
Surface Elev.: 733.0

Depth in feet	USCS	DESCRIPTION	Samples	Total PID (ppb)	Sample Recovery (%)
0	CL	TOPSOIL, medium stiff, moist, brown			
1	CL	SILTY CLAY, medium stiff, moist, brown, trace gravel & sand	1	0.0	100
2			2	0.0	100
3					
4	SC	CLAYEY SAND, dense, moist, brown			
5	CL	SANDY CLAY, medium stiff, moist, brown, trace gravel & sand	3	0.0	100
6	SP	SAND, dense, moist, brown, fine to medium grained, well sorted			
7			4	0.0	100
8					
9		Trace gravel Orangish brown	5	0.0	100
10		Fine grained, dry, gray			
11			6	0.0	100
12					
13			7	0.0*	100
14			8	0.0*	100
15	SW	SAND, dense, wet, brown, medium to coarse grained, with gravel, poorly sorted	9	0.0	100
			10	5.7*	100
16			11	0.0*	100
			12	3.0*	100
17	CL	SILTY CLAY, hard, moist, gray, trace gravel & sand	13	3.0*	100

Boring completed at 17.0 feet BGS.

10-27-2020 I:\Indy Environmental\Project Files\AMPHENOL\Work Plans_2018\Off-Site Groundwater Investigation\Boring Logs\GP-53.BOR

LOG OF BORING GP-54

Former Amphenol Corporation
980 Hurricane Road
Franklin, IN
EPA ID # IND 044 587 848

Date Completed	: 10/05/2020	Casing Size	: 2"
Drilling Method	: Direct Push	Initial Water Level	: 13.5'
Sampling Method	: Dual Tube	Final Water Level	: NA
Field/Office Logged	: LL/LL	Selected for Analysis	: *
Hole Diameter	: 2.25"	Drilling Contractor	: EnviroDynamics

Water Levels
- During Drilling - 13.5'
- After Completion - NA

Soil Boring : GP-54
Surface Elev.: 732.3

Depth in feet	USCS	DESCRIPTION	Samples	Total PID (ppb)	Sample Recovery (%)
0	CL	TOPSOIL, medium stiff, dry, brown			
1	CL	SILTY CLAY, medium stiff, moist, brown	1	0.0	100
2					
3			2	1.0	100
4					
4.5	SC	CLAYEY SAND, dense, moist, brown			
5	SP	SAND, dense, moist, brown, well sorted, fine grained	3	0.0	100
6		Dry, brown to gray, trace gravel			
7			4	97	100
8					
9			5	5.0	100
10		Loose, brown			
11			6	0.0	100
12			7	0.0	100
			8	0.0	100
13			9	10*	100
13.5	SW	SAND, dense, wet, orangish brown to brown, fine to medium grained, with coarse gravel, poorly sorted	10	7.0*	100
14			11	12*	100
14.5	CL	SILTY CLAY, hard, dry, brown-gray, trace gravel & sand	12	0.0*	100
15		Boring completed at 15.0 feet BGS.			

Total PID (ppb) scale: 0 50 100

10-27-2020 I:\Indy Environmental\Project Files\AMPHENOL\Work Plans_2018\Off-Site Groundwater Investigation\Boring Logs\GP-54.BOR

LOG OF BORING GP-55

Former Amphenol Corporation
980 Hurricane Road
Franklin, IN
EPA ID # IND 044 587 848

Date Completed	: 10/05/2020	Casing Size	: 2"
Drilling Method	: Direct Push	Initial Water Level	: 14.5'
Sampling Method	: Dual Tube	Final Water Level	: NA
Field/Office Logged	: LL/LL	Selected for Analysis	: *
Hole Diameter	: 2.25"	Drilling Contractor	: EnviroDynamics

Water Levels
During Drilling - 14.5'
After Completion - NA

Soil Boring : GP-55
Surface Elev.: 732.8

Depth in feet	USCS	DESCRIPTION	Samples	Total PID (ppb)	Sample Recovery (%)
0	CL	TOPSOIL, dry, brown			
1	CL	SANDY CLAY, medium stiff, dry, brown, trace gravel	1	0.0	100
2			2	2.0	100
3					
4			3	2.0	100
5	SP	SAND, dense, moist, brown, fine grained, well sorted			
6		Brown to gray	4	2.0	100
7					
8			5	20.0	100
9					
10	SW	SAND, loose, dry, orangish brown, trace coarse gravel, poorly sorted	6	0.0	100
11	SP	SAND, dense, moist, brown to gray, fine grained, well sorted			
12			7	0.0	100
13					
14			8	0.0*	100
		Wet	9	206*	100
15		Medium grained, brown	10	0.0*	100
16	CL	SILTY CLAY, soft, moist, brown-gray	11	0.0*	100
			12	0.0	100
		Hard, dry, trace gravel & sand	13	0.0	100
17			14	0.0	100
			15	0.0	100
18			16	0.0	100
			17	0.0	100
19		Boring completed at 19.0 feet BGS.			

Total PID (ppb) 0 150 300

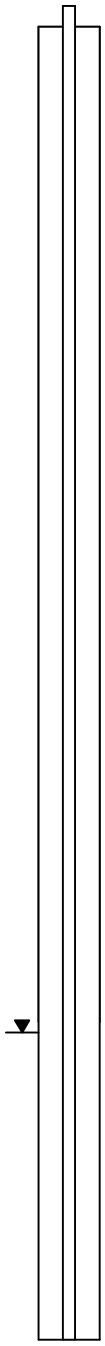

10-27-2020 I:\Indy Environmental\Project Files\AMPHENOL\Work Plans_2018\Off-Site Groundwater Investigation\Boring Logs\GP-55.BOR

LOG OF BORING GP-56

Former Amphenol Corporation
980 Hurricane Road
Franklin, IN
EPA ID # IND 044 587 848

Date Completed	: 10/05/2020	Casing Size	: 2"
Drilling Method	: Direct Push	Initial Water Level	: 14.75'
Sampling Method	: Dual Tube	Final Water Level	: NA
Field/Office Logged	: LL/LL	Selected for Analysis	: *
Hole Diameter	: 2.25"	Drilling Contractor	: EnviroDynamics

Water Levels
During Drilling - 14.75'
After Completion - NA

Soil Boring : GP-56
Surface Elev.: 733.2

Depth in feet	USCS	DESCRIPTION	Samples	Total PID (ppb)	Sample Recovery (%)
0–1	CL	TOPSOIL, dry, soft, brown	1	0.0	100
1–5	CL	SILTY CLAY, medium stiff, moist, brown, trace gravel & sand	2	3.0	100
			3	1.0	100
5–10	SP	SAND, dense, moist, brown, well sorted	4	4.0	100
		Gray, trace coarse gravel	5	1.0	100
10–11	SW	SAND, loose, dry, orangish brown, coarse grained, with fines, poorly sorted			
11–16	SP	SAND, dense, moist, gray, fine to medium grained, trace gravel	6	0.0	100
			7	0.0	100
			8	2.0*	100
		Wet	9	0.0*	100
			10	7.0*	100
			11	4.0*	100
16–17.5	CL	SILTY CLAY, hard, moist, gray, trace gravel & sand	12	9.0*	100
			13	20.0	100
			14	3.0	100

Boring completed at 17.5 feet BGS.

10-27-2020 I:\Indy Environmental\Project Files\AMPHENOL\Work Plans_2018\Off-Site Groundwater Investigation\Boring Logs\GP-56.BOR

LOG OF BORING GP-57

Former Amphenol Corporation
980 Hurricane Road
Franklin, IN
EPA ID # IND 044 587 848

Date Completed	: 10/05/2020	Casing Size	: 2"
Drilling Method	: Direct Push	Initial Water Level	: 15'
Sampling Method	: Dual Tube	Final Water Level	: NA
Field/Office Logged	: LL/LL	Selected for Analysis	: *
Hole Diameter	: 2.25"	Drilling Contractor	: EnviroDynamics

Water Levels
During Drilling - 15'
After Completion - NA

Soil Boring : GP-57
Surface Elev.: 735.2

Depth in feet	USCS	DESCRIPTION	Samples	Total PID (ppb)	Sample Recovery (%)
0	CL	TOPSOIL, dry, soft, brown			
1	CL	SILTY CLAY, medium stiff, moist, brown	1	0.0	100
2	CL				
3	CL		2	0.0	100
4	CL	Sandy			
5	SC	CLAYEY SAND, dense, moist, brown	3	33	100
6	SW	SAND, dense, dry, medium to coarse grained, gray, poorly sorted			
7	SW		4	15	100
8	SW				
9	SW		5	22	100
10	SP	SAND, dense, dry, brown, fine grained, trace gravel			
11	SP		6	38	100
12	SP				
13	SP		7	0.0	100
14	SP				
15	SP		8	15.5*	100
15	SW	SAND, dense, wet, brown, coarse grained, poorly sorted			
16	SW		9	11	100
17	SP	SAND, dense, wet, brown, fine to medium grained, well sorted	10	4.0	100
	SP		11	19	100
18	SP		12	12	100
	SP		13	0.0	100
19	SP		14	0.0	100
	SP		15	0.0	100
20	SP		16	0.0	100
	SP		17	0.0	100
21	SP		18	0.0	100
	SP		19	0.0	100
22	SP		20	1.1*	100
	SP		21	0.0	100
	SP		22	1.0*	100
23	CL	SILTY CLAY, hard, moist, brown-gray, trace gravel & sand	23	4.5*	100
24	CL		24	1.0	100
	CL		25	0.0	100
25	CL		26	0.0	100

Total PID (ppb) 0 50 100

Boring completed at 25.0 feet BGS.

10-27-2020 I:\Indy Environmental\Project Files\AMPHENOL\Work Plans_2018\Off-Site Groundwater Investigation\Boring Logs\GP-57.BOR

LOG OF BORING GP-58

Former Amphenol Corporation
980 Hurricane Road
Franklin, IN
EPA ID # IND 044 587 848

Date Completed	: 10/05/2020	Casing Size	: 2"
Drilling Method	: Direct Push	Initial Water Level	: 14.75'
Sampling Method	: Dual Tube	Final Water Level	: NA
Field/Office Logged	: LL/LL	Selected for Analysis	: *
Hole Diameter	: 2.25"	Drilling Contractor	: EnviroDynamics

Water Levels
During Drilling - 14.75'
After Completion - NA

Soil Boring : GP-58
Surface Elev.: 735.4

Depth in feet	USCS	DESCRIPTION	Samples	Total PID (ppb)	Sample Recovery (%)
0	CL	TOPSOIL, dry, soft, brown			
1	CL	SILTY CLAY, medium stiff, dry, brown, trace gravel & sand	1	0.0	100
2	CL				
3	CL		2	0.0	100
4	CL				
5	SP	SAND, dense, moist, brown, fine grained, well sorted Trace coarse gravel	3	10	100
6	SP				
7	SP		4	15	100
8	SP				
9	SP		5	60*	100
10	SP				
11	SP		6	25	100
12	SP				
13	SP		7	43	100
14	SP		8	11*	100
15	SP	Wet	9	4.0*	100
			10	8.0	100
16	SP		11	2.0	100
			12	0.0	100
17	SP		13	0.0	100
			14	0.0	100
18	SP		15	0.0	100
			16	0.0	100
19	SP		17	0.0	100
			18	0.0	100
20	SP	Fine to medium grained	19	0.0	100
			20	5.0	100
21	SP		21	0.0	100
			22	2.0	100
22	SP		23	0.0	100
			24	3.0	100
23	SP		25	3.0	100
			26	2.0	100
24	SP		27	5.0	100
			28	3.0	100
25	SP		29	0.0	100
	SM	SILTY SAND, dense, wet, brown	30	4.0*	100
26	CL	SILTY CLAY, hard, dry, gray, trace gravel & sand	31	0.0*	100
			32	0.0*	100
27	CL		33	3.0	100

Boring completed at 27.0 feet BGS.

LOG OF BORING GP-59/TW-44

Former Amphenol Corporation
980 Hurricane Road
Franklin, IN
EPA ID # IND 044 587 848

Date Completed	: 1/12/2021	Casing Size	: 2"
Drilling Method	: Direct Push	Initial Water Level	: 15.00'
Sampling Method	: Dual Tube	Final Water Level	: NA
Field/Office Logged	: LL/LL	Selected for Analysis	: *
Hole Diameter	: 2.25"	Drilling Contractor	: EnviroDynamics

Water Levels
During Drilling - 15.00'
After Completion - NA

Soil Boring : GP-59
TOC Elev.: 735.64

Depth in feet	USCS	DESCRIPTION	Samples	Total PID (ppb)	Sample Recovery (%)
0	AR	CONCRETE	1	0.0	100
1	SW	SAND, dense, dry, brown, fine to medium grained, poorly sorted, trace gravel	2	0.0	100
			3	0.0	100
			4	0.0	100
2	CL	SILTY CLAY, medium stiff to hard, moist, brown, trace gravel & sand	5	5.0	100
			6	0.0	100
3			7	0.0	100
4			8	0.0	100
			9	0.0	100
5		Increase in medium grained sand	10	0.0	100
			11	5.0	100
			12	0.0	100
6	SC	CLAYEY SAND, dense, moist, brown, trace fine gravel	13	0.0	100
7	SP	SAND, loose, dry, brown to gray, fine grained, with coarse gravel	14	1.0	100
			15	0.0	100
			16	0.0	100
8			17	4.0	100
9			18	6.0	100
			19	0.0	100
10			20	0.0	100
			21	0.0	100
11			22	0.0	100
			23	0.0	100
12			24	0.0	100
			25	0.0	100
13		Medium to coarse grained, trace gravel, moist	26	0.0	100
			27	0.0	100
14			28	1.0*	100
			29	0.0*	100
15			30	4.0*	100
	SP	SAND, dense, wet, brown, medium grained, trace coarse gravel	31	0.0	100
16			32	0.0	100
		Fine to medium grained, trace gravel	33	13.0	100
17			34	0.0	100
			35	0.0	100
18			36	0.0	100
			37	13.0	100
19			38	13.0	100
			39	0.0	100
20			40	0.0	100
			41	0.0	100
21		Silty	42	0.0	100
			43	0.0	100
22		Fine grained	44	0.0	100
			45	0.0	100
23			46	0.0	100
			47	0.0	100
24			48	5.0	100
			49	19	100
25	CL	SILTY CLAY, hard/stiff, dry, brown-gray, weathered	50	0.0*	100
			51	18*	100
26			52	14	100
			53	30	100
27			54	20	100

Boring completed at 27.0 feet BGS.

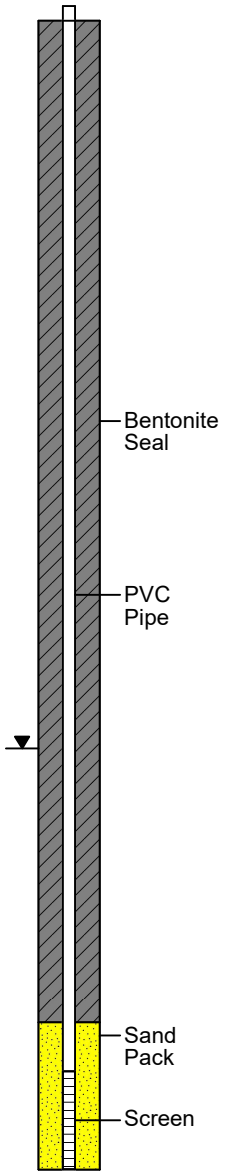

LOG OF BORING GP-60

Former Amphenol Corporation
980 Hurricane Road
Franklin, IN
EPA ID # IND 044 587 848

Date Completed	: 1/12/2021	Casing Size	: 2"
Drilling Method	: Direct Push	Initial Water Level	: 15.00'
Sampling Method	: Dual Tube	Final Water Level	: NA
Field/Office Logged	: LL/LL	Selected for Analysis	: *
Hole Diameter	: 2.25"	Drilling Contractor	: EnviroDynamics

Water Levels
During Drilling - 15.00'
After Completion - NA

Soil Boring : GP-60
Surface Elev.: 735.82

Depth in feet	USCS	DESCRIPTION	Samples	Total PID (ppb)	Sample Recovery (%)
0	AR	CONCRETE	1	0.0	100
1	SW	SAND, loose, dry, fine grained, trace gravel (FILL)	2	0.0	100
			3	0.0	100
2	CL	SILTY CLAY, medium stiff to stiff, moist, brown	4	0.0	100
			5	0.0	100
			6	0.0	100
3			7	0.0	100
			8	0.0	100
4			9	1.0	100
			10	0.0	100
5		Sandy	11	0.0	100
6	SP	SAND, dense, moist, brown, fine grained	12	0.0	100
		Brown to gray	13	0.0	100
7			14	1.0	100
			15	0.0	100
8			16	0.0	100
			17	0.0	100
9			18	0.0	100
			19	0.0	100
10		Dry, gray, medium grained	20	0.0	100
			21	0.0	100
11			22	0.0	100
			23	0.0	100
12			24	0.0	100
			25	0.0	100
13			26	0.0	100
			27	0.0	100
14			28	0.0	100
			29	0.0	100
15			30	14.0*	100
	SW	GRAVELLY SAND, dense, wet, brown, poorly sorted, coarse grained	31	2.0*	100
16			32	0.0	100
			33	0.0	100
17	SM	SILTY SAND, dense, wet, gray, fine grained, well sorted	34	0.0	100
			35	0.0	100
18			36	6.0	100
			37	0.0	100
19			38	4.0*	100
			39	0.0*	100
20			40	0.0	100
	SP	SAND, dense, wet, brown, trace gravel, well sorted	41	0.0	100
21			42	0.0	100
			43	0.0	100
22			44	0.0	100
			45	0.0	100
23			46	0.0	100
			47	0.0	100
24			48	5.0*	100
	CL	SILTY CLAY, hard, dry, brown-gray	49	0.0*	100
25		Boring completed at 24.5 feet BGS.			

LOG OF BORING GP-61/TW-45

Former Amphenol Corporation
980 Hurricane Road
Franklin, IN
EPA ID # IND 044 587 848

Date Completed	: 1/12/2021	Casing Size	: 2"
Drilling Method	: Direct Push	Initial Water Level	: 13.00'
Sampling Method	: Dual Tube	Final Water Level	: NA
Field/Office Logged	: LL/LL	Selected for Analysis	: *
Hole Diameter	: 2.25"	Drilling Contractor	: EnviroDynamics

Water Levels
During Drilling - 13.00'
After Completion - NA

Soil Boring : GP-61
TOC Elev.: 735.86

Depth in feet	USCS	DESCRIPTION	Samples	Total PID (ppb)	Sample Recovery (%)
0	AR	CONCRETE	1	0.0	100
1	AR	FILL, sandy, gravelly, dry, brown	2	0.0	100
			3	0.0	100
2	CL	SILTY CLAY, medium stiff, moist, brown	4	0.0	100
			5	0.0	100
3			6	3.0*	100
			7	4.0*	100
4			8	0.0	100
			9	1.0	100
5			10	0.0	100
6	SP	SAND, dense, moist, brown, fine grained Fine to medium grained, gray to brown	11	0.0	100
			12	0.0	100
			13	0.0	100
7			14	1.0	100
			15	0.0	100
8			16	0.0	100
			17	0.0	100
9			18	0.0	100
			19	0.0	100
10		With coarse grained gravel Fine grained, well sorted	20	0.0	100
			21	0.0	100
11			22	0.0	100
			23	0.0	100
12			24	0.0	100
			25	0.0	100
13			26	0.0*	100
			27	0.0	100
14			28	0.0	100
		With coarse grained gravel	29	1.0	100
15			30	0.0	100
16	SM	SILTY SAND, dense, brown, wet, fine grained, trace gravel	31	3.0	100
			32	0.0	100
			33	0.0	100
17			34	3.0	100
			35	0.0	100
18			36	0.0	100
			37	0.0	100
19		Medium grained	38	0.0	100
			39	0.0	100
20			40	0.0	100
			41	0.0	100
21			42	0.0	100
			43	0.0	100
22			44	0.0	100
			45	0.0	100
23	GW	GRAVEL, dense, wet, trace coarse sand	46	0.0	100
	SP	SAND, dense, wet, brown, fine grained	47	0.0*	100
24	CL	SILTY CLAY, hard, moist to dry, gray	48	0.0*	100
			49	0.0	100
25			50	0.0	100

Boring completed at 25.0 feet BGS.

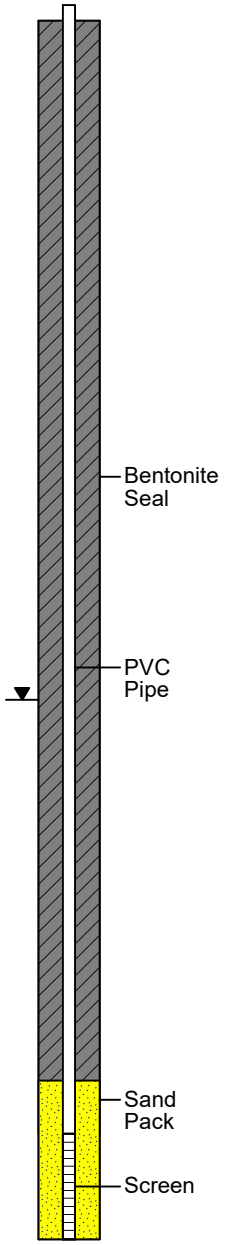

01-26-2021 I:\Indy Environmental\Project Files\AMPHENOL\Work Plans_2018\On-Site Soil Investigation\Boring Logs\GP-61.BOR

LOG OF BORING GP-62

Former Amphenol Corporation
980 Hurricane Road
Franklin, IN
EPA ID # IND 044 587 848

Date Completed	: 1/12/2021	Casing Size	: 2"
Drilling Method	: Direct Push	Initial Water Level	: 15.00'
Sampling Method	: Dual Tube	Final Water Level	: NA
Field/Office Logged	: LL/LL	Selected for Analysis	: *
Hole Diameter	: 2.25"	Drilling Contractor	: EnviroDynamics

Water Levels
During Drilling - 15.00'
After Completion - NA

Soil Boring : GP-62
Surface Elev.: NA

Depth in feet	USCS	DESCRIPTION	Samples	Total PID (ppb)	Sample Recovery (%)
0	AR	CONCRETE	1	0.0	100
	AR	SAND, loose, dry, brown, medium grained (FILL)	2	0.0	100
1	CL	SILTY CLAY, medium stiff to hard, moist, brown, trace gravel & fine sand	3	0.0	100
			4	0.0	100
2			5	0.0	100
			6	0.0*	100
3			7	0.0*	100
			8	0.0	100
4			9	0.0	100
			10	0.0	100
5			11	0.0	100
	SC	CLAYEY SAND, dense, moist, brown	12	0.0	100
6	SP	SAND, dense, dry, gray to brown, medium to fine grained, trace gravel	13	0.0	100
			14	0.0	100
7			15	0.0	100
			16	0.0	100
8			17	0.0	100
			18	0.0	100
9			19	0.0	100
			20	0.0	100
10			21	0.0	100
			22	0.0	100
11			23	0.0	100
			24	0.0	100
12			25	0.0	100
			26	0.0*	100
13		Fine grained, well sorted	27	0.0	100
			28	0.0	100
14			29	0.0	100
			30	0.0	100
15	SM	SILTY SAND, dense, wet, brown	31	0.0	100
			32	0.0	100
16			33	0.0	100
			34	0.0	100
17	SP	SAND, dense, wet, brown, fine to medium grained	35	0.0	100
			36	0.0*	100
18			37	0.0*	100
			38	0.0	100
19			39	0.0	100
			40	0.0	100
20			41	0.0	100
			42	0.0	100
21			43	0.0	100
		Fine grained, silty, trace gravel	44	0.0	100
22			45	0.0	100
			46	0.0	100
23			47	0.0	100
			48	0.0*	100
24	CL	SILTY CLAY, hard, dry, brown-gray, weathered	49	0.0*	100
			50	0.0	100
25			51	0.0	100
			52	0.0	100
26			53	0.0	100
			54	0.0	100
27		Boring completed at 27.0 feet BGS.			

LOG OF BORING GP-63/TW-46

Former Amphenol Corporation
980 Hurricane Road
Franklin, IN
EPA ID # IND 044 587 848

Date Completed	: 1/12/2021	Casing Size	: 2"
Drilling Method	: Direct Push	Initial Water Level	: 15.00'
Sampling Method	: Dual Tube	Final Water Level	: NA
Field/Office Logged	: LL/LL	Selected for Analysis	: *
Hole Diameter	: 2.25"	Drilling Contractor	: EnviroDynamics

Water Levels
During Drilling - 15.00'
After Completion - NA

Soil Boring : GP-63
TOC Elev.: 735.56

Depth in feet	USCS	DESCRIPTION	Samples	Total PID (ppb)	Sample Recovery (%)
0	AR	CONCRETE	1	0.0	100
1	AR	SAND, loose, dry, brown-gray, fine to medium grained (FILL)	2	0.0	100
			3	3.0	100
2	CL	SILTY CLAY, medium stiff to stiff, moist, trace fine gravel	4	0.0	100
			5	0.0	100
			6	0.0	100
3			7	0.0	100
4			8	0.0	100
			9	0.0	100
			10	0.0	100
5	SP	SAND, loose, moist, brown, fine grained, trace gravel	11	0.0	100
6			12	0.0	100
		Gray, trace coarse gravel	13	0.0	100
7			14	0.0	100
			15	0.0	100
8			16	0.0	100
			17	0.0	100
9			18	0.0	100
			19	0.0	100
10		Brown to gray, dense	20	0.0	100
			21	0.0	100
11			22	0.0	100
			23	0.0	100
12			24	0.0	100
			25	0.0	100
13			26	0.0	100
			27	0.0	100
14			28	0.0	100
			29	0.0	100
15		Wet, brown, fine to medium grained	30	0.0*	100
			31	0.0	100
16			32	1.0*	100
			33	0.0*	100
17			34	2.0	100
			35	0.0	100
18			36	6.0	100
			37	0.0	100
19			38	0.0	100
			39	0.0	100
20			40	0.0	100
			41	0.0	100
21			42	0.0	100
			43	0.0	100
22			44	0.0	100
			45	0.0	100
23			46	0.0	100
			47	7.0	100
24			48	3.0*	100
			49	0.0*	100
25	CL	SILTY CLAY, stiff/hard, dry, brown-gray	50	0.0*	100

Total PID (ppb): 0 25 50

Boring completed at 25.0 feet BGS.

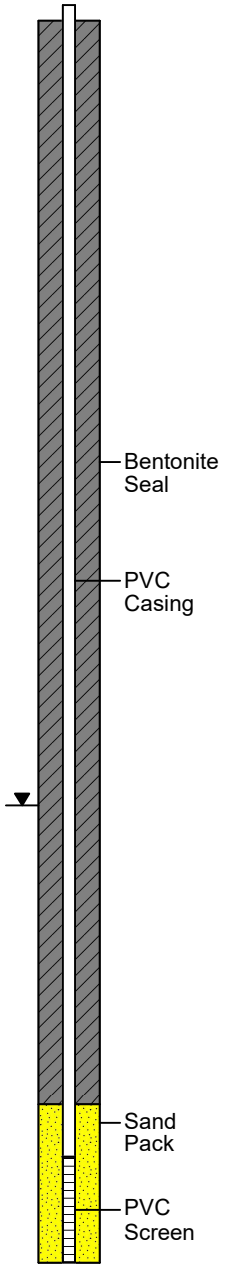

LOG OF BORING GP-64/TW-47

Former Amphenol Corporation
980 Hurricane Road
Franklin, IN
EPA ID # IND 044 587 848

Date Completed	: 1/13/2021	Casing Size	: 2"
Drilling Method	: Direct Push	Initial Water Level	: 15.00'
Sampling Method	: Dual Tube	Final Water Level	: NA
Field/Office Logged	: LL/LL	Selected for Analysis	: *
Hole Diameter	: 2.25"	Drilling Contractor	: EnviroDynamics

Water Levels
During Drilling - 15.00'
After Completion - NA

Soil Boring : GP-64
TOC Elev.: 735.80

Depth in feet	USCS	DESCRIPTION	Samples	Total PID (ppb)	Sample Recovery (%)
0	AR	CONCRETE	1	0.0	100
1	AR	SAND, loose, dry, brown-gray, medium to coarse grained, with gravel (FILL)	2	0.0	100
			3	0.0	100
2	SP	SAND, medium dense, moist, brown, fine grained, trace coarse gravel	4	0.0	100
			5	0.0	100
			6	0.0	100
3			7	0.0	100
			8	0.0	100
4			9	0.0	100
			10	0.0	100
5		Dense	11	0.0	100
			12	0.0	100
6			13	0.0	100
			14	0.0	100
7			15	0.0	100
			16	0.0	100
8			17	0.0	100
			18	0.0	100
9			19	0.0	100
			20	0.0	100
10		Medium grained, slightly moist	21	0.0	100
			22	0.0	100
11			23	0.0	100
			24	0.0	100
12			25	0.0	100
			26	0.0	100
13		With coarse grained gravel, trace silt	27	0.0	100
			28	0.0	100
14			29	0.0	100
			30	0.0	100
15		Wet, fine to medium grained	31	0.0	100
			32	0.0*	100
16			33	0.0*	100
			34	0.0	100
17			35	0.0	100
			36	0.0	100
18			37	0.0	100
			38	0.0	100
19			39	0.0	100
			40	0.0	100
20			41	0.0	100
			42	0.0	100
21			43	0.0	100
			44	0.0	100
22			45	0.0	100
			46	0.0	100
23			47	199	100
24	CL	SILTY CLAY, hard/stiff, moist, brown-gray, trace gravel	48	1281*	100
			49	6702*	100
25			50	630*	100

Boring completed at 25.0 feet BGS.

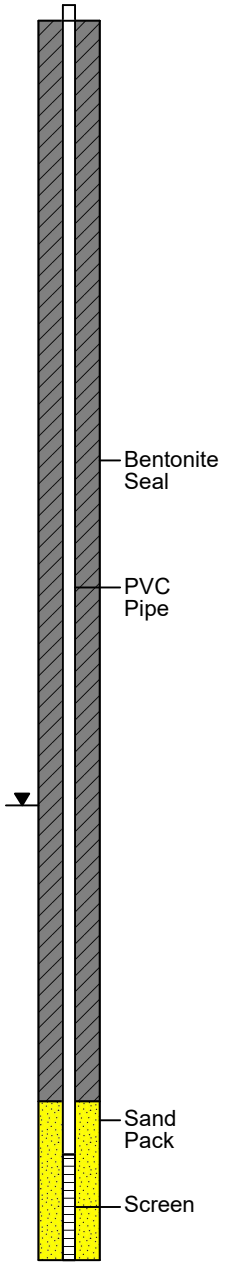

LOG OF BORING GP-65

Former Amphenol Corporation
980 Hurricane Road
Franklin, IN
EPA ID # IND 044 587 848

Date Completed	: 1/13/2021	Casing Size	: 2"
Drilling Method	: Direct Push	Initial Water Level	: 15.00'
Sampling Method	: Dual Tube	Final Water Level	: NA
Field/Office Logged	: LL/LL	Selected for Analysis	: *
Hole Diameter	: 2.25"	Drilling Contractor	: EnviroDynamics

Water Levels
During Drilling - 15.00'
After Completion - NA

Soil Boring : GP-65
Surface Elev.: 736.16

Depth in feet	USCS	DESCRIPTION	Samples	Total PID (ppb)	Sample Recovery (%)
0	AR	CONCRETE	1	0.0	100
1	AR	SANDY, CLAYEY FILL, moist, trace gravel	2	0.0	100
			3	0.0	100
2			4	0.0	100
			5	0.0	100
3			6	0.0	100
			7	0.0	100
4			8	0.0*	100
			9	0.0*	100
5	SC	CLAYEY SAND, dense, moist, brown, fine grained	10	0.0	100
			11	0.0	100
6			12	0.0	100
			13	0.0	100
7			14	0.0	100
			15	0.0	100
8	SP	SAND, medium dense, dry, brown to gray, fine grained	16	0.0	100
			17	0.0	100
9			18	0.0	100
			19	0.0	100
10		Fine to medium grained, moist	20	0.0	100
			21	0.0	100
11			22	0.0	100
			23	0.0	100
12			24	0.0	100
			25	0.0	100
13		Silty, trace coarse gravel	26	0.0	100
			27	0.0	100
14			28	0.0	100
			29	0.0	100
15			30	0.0*	100
	SM	SILTY SAND, dense, wet, brown, well sorted, trace gravel	31	0.0	100
16			32	0.0	100
			33	0.0	100
17			34	0.0	100
			35	0.0	100
18			36	0.0	100
			37	0.0	100
19			38	0.0	100
			39	0.0	100
20			40	0.0	100
	SP	SAND, dense, wet, fine grained, brown, trace coarse gravel	41	0.0	100
21			42	0.0	100
			43	0.0	100
22			44	0.0	100
			45	0.0	100
23			46	0.0	100
			47	0.0	100
24			48	0.0*	100
	CL	SILTY CLAY, hard/stiff, moist, gray, trace gravel & sand	49	0.0*	100
25		Boring completed at 24.5 feet BGS.			

01-26-2021 I:\Indy Environmental\Project Files\AMPHENOL\Work Plans_2018\On-Site Soil Investigation\Boring Logs\GP-65.BOR

LOG OF BORING GP-66

Former Amphenol Corporation
980 Hurricane Road
Franklin, IN
EPA ID # IND 044 587 848

Date Completed	: 1/13/2021	Casing Size	: 2"
Drilling Method	: Direct Push	Initial Water Level	: 15.00'
Sampling Method	: Dual Tube	Final Water Level	: NA
Field/Office Logged	: LL/LL	Selected for Analysis	: *
Hole Diameter	: 2.25"	Drilling Contractor	: EnviroDynamics

Water Levels
During Drilling - 15.00'
After Completion - NA

Soil Boring : GP-66
Surface Elev.: 736.13

Depth in feet	USCS	DESCRIPTION	Samples	Total PID (ppm)	Sample Recovery (%)
0	AR	CONCRETE	1	0.0	100
	SW	SAND, dense, dry, brown, medium to fine grained, poorly sorted	2	0.0	100
1			3	0.0	100
			4	0.0	100
2			5	0.001	100
			6	0.0	100
3			7	0.008	100
			8	0.004	100
4			9	0.018	100
			10	0.025	100
5	SP	SAND, very dense, dry, brown, fine grained, trace gravel, well sorted	11	0.005	100
			12	0.016	100
6			13	0.011	100
			14	0.013	100
7			15	0.021*	100
			16	0.0	100
8			17	0.0	100
			18	0.0	100
9			19	0.0	100
			20	0.034	100
10			21	0.010	100
			22	0.003	100
11			23	0.011	100
			24	0.014	100
12	SW	SAND, dense, moist, fine to medium grained, trace coarse gravel, poorly sorted	25	0.010	100
			26	0.012	100
13			27	0.043	100
			28	0.014	100
14			29	0.029	100
			30	0.0	100
15	SP	SAND, dense, wet, brown, fine to medium grained, well sorted	31	0.011	100
			32	0.015	100
16			33	0.012	100
			34	0.042	100
17			35	0.008	100
			36	0.015	100
18			37	0.008	100
			38	0.018	100
19			39	0.034	100
			40	0.021	100
20		Fine grained	41	0.018	100
			42	0.016	100
21			43	0.010	100
			44	0.011	100
22			45	0.231	100
			46	0.011	100
23			47	0.463	100
			48	0.093	100
24		Oxidation present near terminus of Unit B (~24.5 feet)	49	29.57*	100
	CL	SILTY CLAY, hard/stiff, dry, visible oxidation	50	6.04*	100
25		Boring completed at 25.0 feet BGS.			

Total PID (ppm) 0 25 50

01-26-2021 I:\Indy Environmental\Project Files\AMPHENOL\Work Plans_2018\On-Site Soil Investigation\Boring Logs\GP-66.BOR

LOG OF BORING GP-67/TW-48

Former Amphenol Corporation
980 Hurricane Road
Franklin, IN
EPA ID # IND 044 587 848

Date Completed	: 1/13/2021	Casing Size	: 2"
Drilling Method	: Direct Push	Initial Water Level	: 15.00'
Sampling Method	: Dual Tube	Final Water Level	: NA
Field/Office Logged	: LL/LL	Selected for Analysis	: *
Hole Diameter	: 2.25"	Drilling Contractor	: EnviroDynamics

Water Levels
During Drilling - 15.00'
After Completion - NA

Soil Boring : GP-67
TOC Elev.: 735.80

Depth in feet	USCS	GRAPHIC	DESCRIPTION	Samples	Total PID (ppb)	Total PID (ppb)	Sample Recovery (%)
0	AR		CONCRETE	1		1.0	100
			SAND, dense, dry, brown to gray, fine grained, well sorted, trace gravel	2		1.0	100
1				3		1.0	100
				4		0.0	100
2				5		0.0	100
				6		0.0	100
3				7		0.0	100
				8		4.0	100
4				9		25.0	100
				10		55.0	100
5				11		7.0	100
				12		8.0	100
6				13		3.0	100
				14		46.0	100
7				15		28.0	100
				16		40.0	100
8				17		40.0	100
				18		37.0	100
9				19		23.0	100
				20		43.0	100
10			Medium dense, moist	21		15.0	100
				22		2.0	100
11				23		15.0	100
				24		9.0	100
12	SP			25		24.0	100
				26		32.0	100
13			Trace coarse gravel	27		18.0	100
				28		14.0	100
14				29		11.0	100
				30		17.0*	100
15			Wet	31		22.0*	100
				32		16.0	100
16				33		21.0	100
				34		6.0	100
17				35		19.0	100
				36		29.0	100
18				37		42.0	100
				38		33.0	100
19				39		42.0	100
				40		8.0	100
20			Dense, brown	41		15.0	100
				42		0.0	100
21				43		3.0	100
				44		36.0	100
22				45		40.0	100
				46		139*	100
23				47		1689	100
				48		7497*	100
24	CL		SILTY CLAY, hard/stiff, moist, trace gravel & sand	49		2376*	100
				50		3245*	100
25			Boring completed at 25.0 feet BGS.				

Total PID (ppb) 0 4000 8000

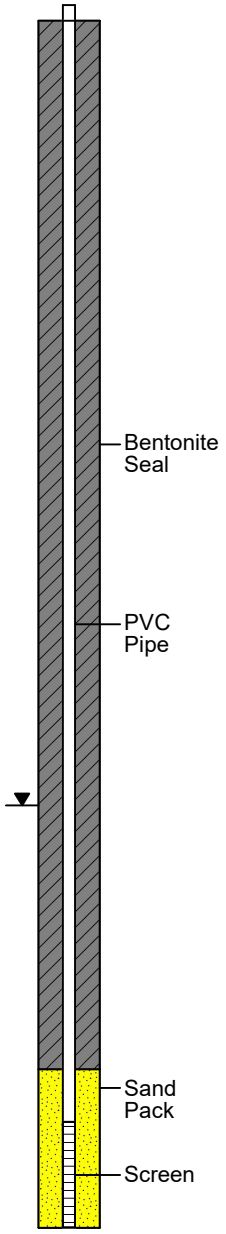

01-26-2021 I:\Indy Environmental\Project Files\AMPHENOL\Work Plans_2018\On-Site Soil Investigation\Boring Logs\GP-67.BOR

LOG OF BORING GP-68/MW-41

Former Amphenol Corporation
980 Hurricane Road
Franklin, IN
EPA ID # IND 044 587 848

Date Completed	: 1/13/2021	Casing Size	: 2"
Drilling Method	: Direct Push	Initial Water Level	: 15.00'
Sampling Method	: Dual Tube	Final Water Level	: NA
Field/Office Logged	: LL/LL	Selected for Analysis	: *
Hole Diameter	: 2.25"	Drilling Contractor	: EnviroDynamics

Water Levels
During Drilling - 15.00'
After Completion - NA

Soil Boring : GP-68
TOC Elev.: 735.44

Depth in feet	USCS	DESCRIPTION	Samples	Total PID (ppb)	Sample Recovery (%)
0	AR	CONCRETE	1	0.0	100
		SANDY, GRAVELLY, CLAYEY FILL, gray to brown, moist	2	66.0	100
1	AR		3	46.0	100
			4	0.0	100
2	CL	SILTY CLAY, medium stiff, moist, brown	5	0.0	100
			6	0.0	100
3			7	0.0	100
			8	0.0	100
4			9	0.0	100
			10	0.0	100
5			11	0.0	100
			12	0.0	100
6			13	0.0	100
7	SC	CLAYEY SAND, dense, moist, brown, fine grained, trace gravel	14	1.0	100
			15	0.0	100
8	SP	SAND, dense, dry, fine to medium grained, trace gravel	16	0.0	100
			17	0.0	100
9			18	0.0	100
			19	0.0	100
10			20	0.0	100
			21	0.0	100
11			22	0.0	100
			23	0.0	100
12			24	0.0	100
			25	0.0	100
13			26	0.0	100
			27	0.0	100
14	SM	SILTY SAND, dense, brown, moist	28	198	100
			29	118	100
15			30	240*	100
16	SP	SAND, dense, wet, brown, fine to medium grained, trace gravel & silt	31	0.0	100
			32	0.0	100
17			33	0.0	100
			34	0.0	100
18			35	0.0	100
			36	0.0	100
19			37	0.0	100
			38	0.0	100
20			39	0.0	100
			40	0.0	100
21			41	0.0	100
			42	0.0	100
22			43	0.0	100
			44	0.0	100
23			45	0.0	100
			46	0.0	100
24	CL	SILTY CLAY, hard/stiff, dry, trace gravel & sand	47	1598*	100
			48	3796*	100
			49	2026*	100
25			50	504*	100

Boring completed at 25.0 feet BGS.

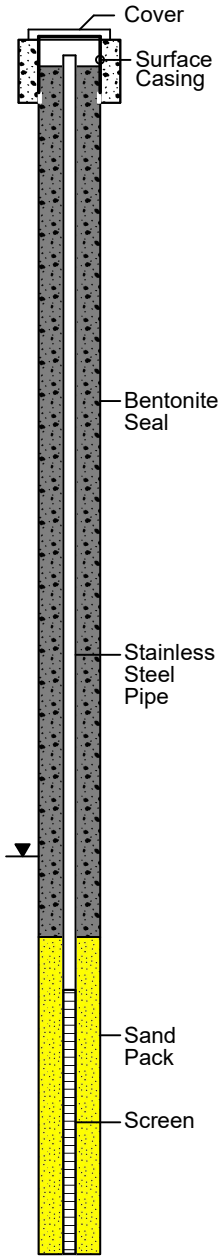

LOG OF BORING GP-69

Former Amphenol Corporation
980 Hurricane Road
Franklin, IN
EPA ID # IND 044 587 848

Date Completed	: 1/13/2021	Casing Size	: 2"
Drilling Method	: Direct Push	Initial Water Level	: 15.00'
Sampling Method	: Dual Tube	Final Water Level	: NA
Field/Office Logged	: LL/LL	Selected for Analysis	: *
Hole Diameter	: 2.25"	Drilling Contractor	: EnviroDynamics

Water Levels
During Drilling - 15.00'
After Completion - NA

Soil Boring : GP-69
Surface Elev.: 736.25

Depth in feet	USCS	DESCRIPTION	Samples	Total PID (ppm)	Sample Recovery (%)
0	AR	CONCRETE	1	0.0	100
1	AR	CLAY FILL, loose, sandy, moist	2	0.0	100
			3	0.0	100
			4	0.0	100
2	CL	SILTY CLAY, medium stiff to stiff, moist, brown	5	0.0	100
3			6	0.0	100
			7	0.0	100
4			8	0.0	100
			9	0.0	100
5	SP	SAND, dense, moist, brown, fine to medium grained	10	0.0	100
			11	0.0	100
6	SC	CLAYEY SAND, dense, moist, brown, fine grained	12	0.0	100
			13	0.0	100
7			14	0.0	100
			15	0.0	100
8	SP	SAND, dense, moist, gray to brown, fine grained, trace coarse gravel	16	0.0	100
			17	0.0	100
9			18	0.0	100
			19	0.0	100
10		Dry, gray	20	0.0	100
			21	0.0	100
11			22	0.0	100
			23	0.0	100
12			24	0.0	100
			25	0.0	100
13		Moist	26	0.0	100
			27	0.0	100
14			28	0.0	100
			29	0.0	100
15	SM	SILTY SAND, dense, wet, brown	30	0.0	100
			31	0.0	100
16	SP	SAND, dense, wet, brown, fine grained, well sorted	32	0.0	100
			33	0.0	100
17			34	0.0	100
			35	0.0	100
18			36	0.0*	100
			37	0.0*	100
19			38	0.0	100
			39	0.0	100
20			40	0.0	100
			41	0.0	100
21			42	0.0	100
			43	0.0	100
22			44	0.0	100
			45	8.48	100
23			46	16.05*	100
			47	12.37	100
24	CL	SILTY CLAY, hard/stiff, dry, moist, laminated, trace gravel & sand	48	2.08*	100
			49	0.60*	100
25			50	4.40	100
			51	2.26*	100
26			52	0.0	100
			53	0.0	100
27			54	0.0	100

Boring completed at 27.0 feet BGS.

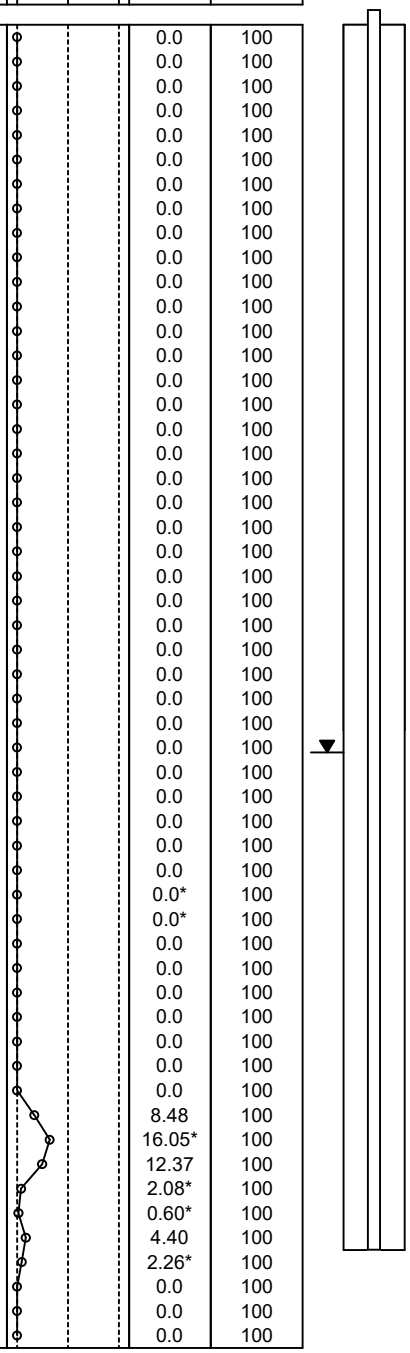

LOG OF BORING GP-70/TW-49

Former Amphenol Corporation
980 Hurricane Road
Franklin, IN
EPA ID # IND 044 587 848

Date Completed	: 1/13/2021	Casing Size	: 2"
Drilling Method	: Direct Push	Initial Water Level	: 15.00'
Sampling Method	: Dual Tube	Final Water Level	: NA
Field/Office Logged	: LL/LL	Selected for Analysis	: *
Hole Diameter	: 2.25"	Drilling Contractor	: EnviroDynamics

Water Levels
During Drilling - 15.00'
After Completion - NA

Soil Boring : GP-70
TOC Elev.: 735.64

Depth in feet	USCS	DESCRIPTION	Samples	Total PID (ppb)	Sample Recovery (%)
0	AR	CONCRETE	1	0.0	100
	AR	SANDY, GRAVELLY FILL, loose, dry, fine to medium grained, poorly sorted	2	0.0	100
1			3	0.0	100
2	CL	SILTY CLAY, stiff, moist, brown, trace gravel & sand Hard	4	0.0	100
			5	0.0	100
			6	0.0	100
3			7	0.0	100
4			8	0.0	100
			9	0.0	100
			10	0.0	100
5	SM	SILTY SAND, dense, moist, brown, trace gravel	11	0.0	100
6			12	0.0	100
			13	0.0	100
7			14	0.0	100
	CL	SANDY CLAY, stiff, moist, brown, trace gravel	15	0.0	100
8			16	0.0	100
			17	0.0	100
9			18	0.0	100
			19	0.0	100
10	SW	SAND, loose, dry, gray to brown, fine to medium grained, trace coarse gravel, poorly sorted	20	0.0	100
			21	0.0	100
11			22	0.0	100
	SM	SILTY SAND, dense, moist, brown	23	0.0	100
12			24	0.0	100
	SP	SAND, dense, very moist, gray to brown, fine grained, trace gravel, well sorted	25	0.0	100
13			26	0.0	100
			27	0.0	100
14			28	0.0	100
			29	0.0	100
15		Wet	30	0.0	100
			31	0.0*	100
16			32	0.0	100
			33	0.0	100
17			34	0.0	100
			35	0.0	100
18			36	0.0	100
			37	0.0	100
19			38	0.0	100
			39	0.0	100
20		Brown	40	0.0	100
			41	24.0	100
21			42	18.0	100
			43	11.0	100
22			44	0.0	100
			45	0.0	100
23			46	0.0	100
			47	0.0	100
24	CL	SILTY CLAY, hard, dry, brown-gray	48	0.0*	100
			49	0.0*	100
25			50	34.0*	100

Boring completed at 25.0 feet BGS.

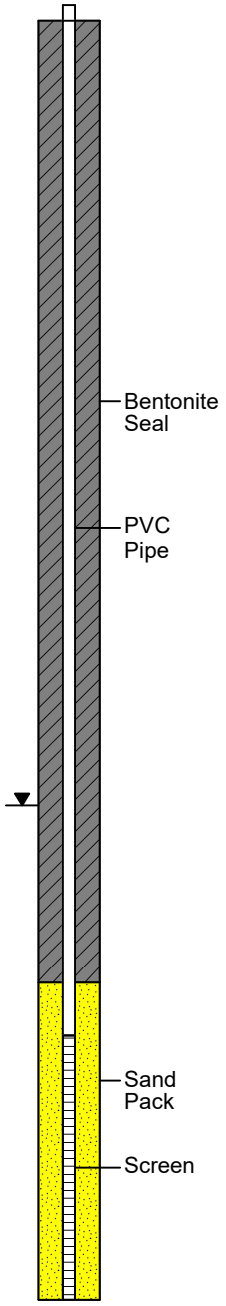

LOG OF BORING GP-71/TW-50

Former Amphenol Corporation
980 Hurricane Road
Franklin, IN
EPA ID # IND 044 587 848

Date Completed	: 1/13/2021	Casing Size	: 2"
Drilling Method	: Direct Push	Initial Water Level	: 15.00'
Sampling Method	: Dual Tube	Final Water Level	: NA
Field/Office Logged	: LL/LL	Selected for Analysis	: *
Hole Diameter	: 2.25"	Drilling Contractor	: EnviroDynamics

Water Levels
During Drilling - 15.00'
After Completion - NA

Soil Boring : GP-71
TOC Elev.: 735.60

Depth in feet	USCS	DESCRIPTION	Samples	Total PID (ppb)	Sample Recovery (%)
0	AR	CONCRETE	1	7.0	100
	CL	CLAY, stiff, moist, brown, trace gravel	2	8.0	100
1			3	77.0	100
2			4	14.0	100
			5	116	100
3			6	29.0	100
			7	38.0	100
4			8	41.0*	100
			9	4.0	100
5		Sandy	10	0.0	100
			11	4.0	100
6			12	1.0	100
			13	0.0	100
7			14	0.0	100
	SP	SAND, dense, moist, brown, medium to fine grained, well sorted	15	0.0	100
8			16	0.0	100
			17	0.0	100
9			18	0.0	100
			19	0.0	100
10			20	17.0	100
			21	5.0	100
11			22	0.0	100
			23	0.0	100
12			24	25.0	100
			25	0.0	100
13			26	21.0	100
			27	6.0	100
14			28	51.0	100
			29	37.0	100
15	SM	SILTY SAND, dense, very moist, brown	30	14.0	100
	SP	SAND, dense, wet, brown, fine to medium grained, trace gravel	31	3.0	100
16			32	3.0	100
			33	1.0	100
17			34	0.0	100
			35	0.0	100
18			36	0.0	100
			37	3.0	100
19			38	4.0	100
			39	0.0	100
20			40	1.0	100
			41	2.0	100
21			42	0.0	100
			43	0.0	100
22			44	0.0	100
			45	0.0	100
23			46	247	100
			47	2359*	100
24	CL	SILTY CLAY, stiff/hard, dry, brown-gray, trace gravel & sand	48	4564*	100
			49	772*	100
25		Boring completed at 24.5 feet BGS.			

Total PID (ppb) scale: 0 3750 7500

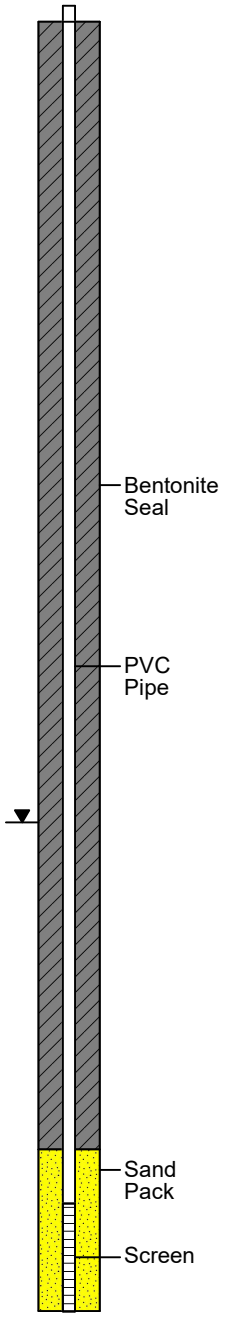

LOG OF BORING GP-72

Former Amphenol Corporation
980 Hurricane Road
Franklin, IN
EPA ID # IND 044 587 848

Date Completed	: 1/13/2021	Casing Size	: 2"
Drilling Method	: Direct Push	Initial Water Level	: 15.00'
Sampling Method	: Dual Tube	Final Water Level	: NA
Field/Office Logged	: LL/LL	Selected for Analysis	: *
Hole Diameter	: 2.25"	Drilling Contractor	: EnviroDynamics

Water Levels
During Drilling - 15.00'
After Completion - NA

Soil Boring : GP-72
Surface Elev.: 735.60

Depth in feet	USCS	DESCRIPTION	Samples	Total PID (ppb)	Sample Recovery (%)
0	AR	CONCRETE	1	9.0	100
	SP	SAND, dense, dry, brown, fine to medium grained (FILL)	2	7.0	100
1	CL	SILTY CLAY, medium stiff to stiff, moist, brown, trace gravel	3	8.0	100
			4	23.0	100
2			5	39	100
			6	19.0	100
3			7	18.0	100
			8	7.0	100
4			9	19.0	100
		Increasing fine sand	10	8.0	100
5	SP	SAND, dense, moist, brown, fine grained, trace gravel	11	6.0	100
			12	2.0	100
6			13	6.0	100
			14	24.0*	100
7			15	13.0	100
8	SW	SAND, dense, dry, brown to gray, fine to medium grained, trace coarse gravel, poorly sorted	16	22.0	100
			17	42.0	100
9			18	30.0	100
			19	44.0	100
			20	42.0	100
10	SP	SAND, dense, dry, brown, fine grained, trace gravel, well sorted	21	17.0	100
11			22	34.0	100
			23	31.0	100
12			24	107	100
			25	59.0	100
13			26	66.0	100
			27	112	100
14			28	39.0	100
			29	41.0	100
15		Wet	30	34.0	100
			31	6.0	100
16			32	15.0	100
			33	12.0	100
17			34	6.0	100
			35	3.0	100
18			36	0.0	100
			37	0.0	100
19			38	0.0	100
			39	0.0	100
20			40	0.0	100
			41	0.0	100
21			42	0.0	100
			43	0.0	100
22			44	0.0	100
			45	0.0	100
23			46	0.0	100
			47	133.8*	100
24	CL	SILTY CLAY, stiff/hard, dry, brown-gray, trace gravel & sand	48	6031*	100
			49	5363*	100
25			50	1115	100
			51	1336	100
26			52	547	100

Total PID (ppb) 0 — 40008000

Boring completed at 26.0 feet BGS.

01-26-2021 I:\Indy Environmental\Project Files\AMPHENOL\Work Plans_2018\On-Site Soil Investigation\Boring Logs\GP-72.BOR

LOG OF BORING GP-73/MW-42

Former Amphenol Corporation
980 Hurricane Road
Franklin, IN
EPA ID # IND 044 587 848

Date Completed	: 1/14/2021	Casing Size	: 2"
Drilling Method	: Direct Push	Initial Water Level	: 15.00'
Sampling Method	: Dual Tube	Final Water Level	: NA
Field/Office Logged	: LL/LL	Selected for Analysis	: *
Hole Diameter	: 2.25"	Drilling Contractor	: EnviroDynamics

Water Levels
- During Drilling - 15.00'
- After Completion - NA

Soil Boring : GP-73
TOC Elev.: 735.21

Depth in feet	USCS	DESCRIPTION	Samples	Total PID (ppb)	Sample Recovery (%)
0	AR	CONCRETE	1	1.0	100
1	SP	SAND, loose, very moist, brown, fine to medium grained, trace gravel, poorly sorted	2	0.0	100
			3	88.0	100
2			4	60.0	100
			5	129	100
3			6	120	100
			7	27.0	100
4			8	44.0*	100
			9	15.0	100
5			10	0.0	100
	SP	SAND, dense, dry, brown, fine grained, trace gravel, well sorted	11	132	100
6			12	10.0	100
			13	11.0	100
7			14	50.0	100
			15	30.0	100
8			16	26.0	100
			17	42.0	100
9			18	4.0	100
			19	9.0	100
10		Moist	20	1.0	100
			21	142	100
11			22	40.0	100
			23	35.0	100
12			24	35.0	100
			25	15.0	100
13			26	8.0	100
			27	0.0	100
14			28	51.0	100
			29	32.0	100
15	SM	SILTY SAND, dense, wet, brown, fine grained	30	0.0	100
	SP	SAND, dense, wet, brown, fine to medium grained, well sorted	31	0.0	100
16			32	0.0	100
			33	0.0	100
17			34	0.0	100
			35	0.0	100
18			36	0.0	100
			37	0.0	100
19			38	0.0	100
			39	0.0	100
20			40	0.0	100
			41	0.0	100
21			42	0.0	100
			43	0.0	100
22			44	0.0	100
			45	0.0	100
23			46	70	100
			47	647*	100
24	CL	SILTY CLAY, stiff/hard, dry, gray, trace gravel & sand	48	5061*	100
			49	408	100
25			50	11*	100

Boring completed at 25.0 feet BGS.

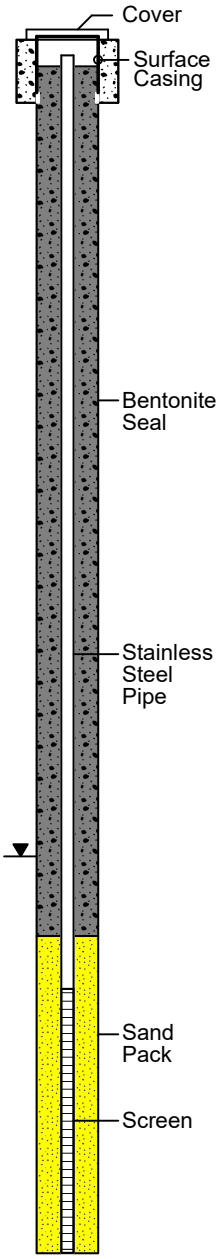

LOG OF BORING GP-74/TW-51

Former Amphenol Corporation
980 Hurricane Road
Franklin, IN
EPA ID # IND 044 587 848

Date Completed	: 1/18/2021	Casing Size	: 2"
Drilling Method	: Direct Push	Initial Water Level	: 13.50'
Sampling Method	: Dual Tube	Final Water Level	: NA
Field/Office Logged	: LL/LL	Selected for Analysis	: *
Hole Diameter	: 2.25"	Drilling Contractor	: EnviroDynamics

Water Levels
During Drilling - 13.50'
After Completion - NA

Soil Boring : GP-74
TOC Elev.: 736.11

Depth in feet	USCS	DESCRIPTION	Samples	Total PID (ppb)	Total PID (ppb)	Sample Recovery (%)
0	AR	CONCRETE	1		5.0	100
	CL	SILTY CLAY, stiff, moist, brown, trace gravel	2		3.0	100
1			3		5.0	100
			4		1.0	100
2			5		5.0	100
			6		2.0	100
3			7		4.0	100
			8		122	100
4			9		12.0	100
			10		8.0	100
5		Sandy	11		10.0	100
			12		5.0	100
6			13		5.0	100
			14		3.0	100
7			15		5.0	100
	SC	CLAYEY SAND, dense, moist, brown	16		3.0	100
8			17		3.0	100
			18		3.0	100
9			19		4.0	100
	SP	SAND, dense, moist, brown, fine grained	20		0.0	100
10			21		4.0	100
			22		3.0	100
11			23		0.0	100
			24		3.0	100
12			25		3.0	100
			26		2.0	100
13			27		4.0*	100
		Wet	28		3.0	100
14			29		8.0	100
			30		7.0	100
15	SW	SAND, dense, wet, brown, medium grained, with coarse gravel, poorly sorted	31		0.0	100
			32		6.0	100
16			33		3.0	100
			34		3.0	100
17			35		3.0	100
			36		2.0	100
18			37		1.0	100
			38		0.0	100
19			39		29.0	100
			40		4.0	100
20			41		3.0	100
			42		4.0	100
21			43		6.0*	100
	CL	SILTY CLAY, stiff/hard, moist, gray, trace gravel & sand	44		5.0*	100
22			45		4.0	100
			46		6.0	100
23			47		8.0	100
			48		0.0	100
24			49		0.0	100
25		Boring completed at 24.5 feet BGS.				

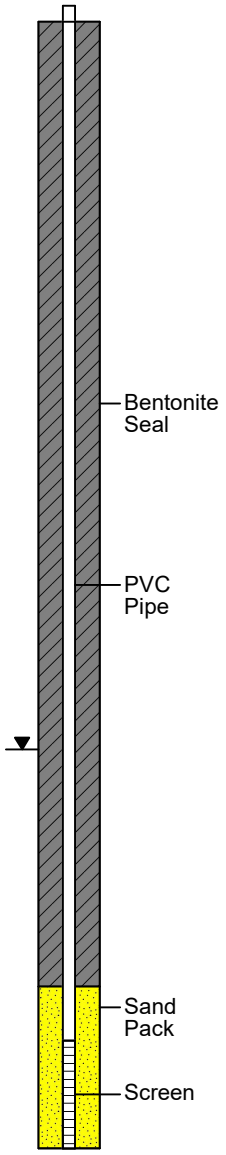

01-26-2021 I:\Indy Environmental\Project Files\AMPHENOL\Work Plans_2018\On-Site Soil Investigation\Boring Logs\GP-74.BOR

LOG OF BORING GP-75/TW-52

Former Amphenol Corporation
980 Hurricane Road
Franklin, IN
EPA ID # IND 044 587 848

Date Completed	: 1/18/2021	Casing Size	: 2"
Drilling Method	: Direct Push	Initial Water Level	: 13.50'
Sampling Method	: Dual Tube	Final Water Level	: NA
Field/Office Logged	: LL/LL	Selected for Analysis	: *
Hole Diameter	: 2.25"	Drilling Contractor	: EnviroDynamics

Water Levels
During Drilling - 13.50'
After Completion - NA

Soil Boring : GP-75
TOC Elev.: 735.60

Depth in feet	USCS	DESCRIPTION	Samples	Total PID (ppb)	Sample Recovery (%)
0	CL	TOPSOIL	1	4.0	100
1	CL	SILTY CLAY, stiff, moist, brown, trace fine sand	2	0.0	100
			3	0.0	100
2			4	0.0	100
			5	435	100
3			6	217	100
			7	60.0	100
4			8	46.0	100
			9	25.0	100
5			10	23.0	100
6	SC	CLAYEY SAND, dense, moist, brown	11	4.0	100
			12	4.0	100
7			13	5.0	100
			14	4.0	100
8			15	6.0	100
9	SP	SAND, dense, moist, gray, fine grained, well sorted	16	5.0	100
			17	3.0	100
10			18	6.0	100
			19	6.0	100
11			20	3.0	100
12	SW	SAND, dense, dry, brown, medium grained, with coarse gravel, poorly sorted	21	3.0	100
			22	3.0	100
13			23	3.0	100
			24	3.0	100
14			25	3.0	100
			26	3.0	100
15			27	8.0*	100
16	SP	SAND, dense, wet, brown, fine grained, trace coarse gravel	28	3.0	100
			29	7.0	100
17			30	3.0	100
			31	0.0	100
18			32	0.0	100
			33	4.0	100
19			34	5.0	100
			35	0.0	100
20			36	0.0	100
			37	0.0	100
21			38	0.0	100
			39	0.0	100
22			40	0.0	100
			41	0.0	100
23			42	0.0	100
			43	0.0	100
24			44	0.0	100
			45	0.0*	100
25	CL	SILTY CLAY, stiff/hard, moist, gray, trace gravel & sand	46	0.0*	100
			47	0.0	100
			48	0.0	100
			49	0.0	100
			50	0.0	100

Boring completed at 25.0 feet BGS.

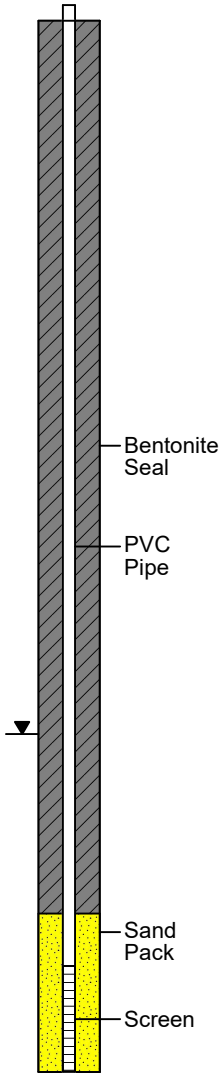

01-26-2021 I:\Indy Environmental\Project Files\AMPHENOL\Work Plans_2018\On-Site Soil Investigation\Boring Logs\GP-75.BOR

LOG OF BORING GP-76

Former Amphenol Corporation
980 Hurricane Road
Franklin, IN
EPA ID # IND 044 587 848

Date Completed	: 1/18/2021	Casing Size	: 2"
Drilling Method	: Direct Push	Initial Water Level	: 15.50'
Sampling Method	: Dual Tube	Final Water Level	: NA
Field/Office Logged	: LL/LL	Selected for Analysis	: *
Hole Diameter	: 2.25"	Drilling Contractor	: EnviroDynamics

Water Levels
- During Drilling - 15.50'
- After Completion - NA

Soil Boring : GP-76
Surface Elev.: 735.83

Depth in feet	USCS	DESCRIPTION	Samples	Total PID (ppb)	Sample Recovery (%)
0	AR	SANDY, GRAVELLY, loose, dry, brown (FILL)	1	1.0	100
1			2	0.0	100
			3	0.0	100
2	CL	SILTY CLAY, stiff, moist, brown, trace gravel & sand	4	0.0	100
			5	0.0	100
3			6	0.0	100
			7	0.0	100
4			8	0.0	100
			9	0.0	100
5			10	0.0	100
			11	0.0	100
6			12	0.0	100
	SP	SAND, dense, moist, brown, fine grained, well sorted	13	0.0	100
7			14	0.0	100
			15	0.0	100
8		Dry, brown to gray	16	0.0	100
			17	2.0	100
9			18	0.0	100
			19	0.0	100
10		Brown, trace gravel	20	0.0	100
			21	0.0	100
11			22	0.0	100
			23	0.0	100
12			24	0.0	100
			25	0.0	100
13			26	0.0	100
			27	0.0	100
14			28	0.0	100
	CL	SILTY CLAY, hard, moist, brown	29	0.0	100
15	SP	SAND, dense, moist, brown, fine grained, well sorted	30	0.0	100
		Very moist	31	0.0*	100
16	SW	SAND, dense, wet, brown, fine to medium grained, traces of coarse gravel, poorly sorted	32	6.0	100
			33	9.0	100
17			34	0.0	100
			35	0.0	100
18			36	0.0	100
			37	4.0	100
19			38	0.0	100
			39	0.0	100
20			40	0.0	100
			41	0.0	100
21	ML	SILT, dense, wet, brown	42	0.0	100
	SP	SAND, wet, brown, medium grained, poorly sorted, traces of coarse gravel	43	0.0	100
22			44	4.0	100
			45	0.0	100
23			46	0.0	100
			47	0.0*	100
24	CL	SILTY CLAY, hard, dry, stiff, trace gravel & sand	48	1.0*	100
			49	0.0*	100
25			50	0.0	100

Boring completed at 25.0 feet BGS.

LOG OF BORING GP-77/TW-54

Former Amphenol Corporation
980 Hurricane Road
Franklin, IN
EPA ID # IND 044 587 848

Date Completed	: 1/18/2021	Casing Size	: 2"
Drilling Method	: Direct Push	Initial Water Level	: 15.00'
Sampling Method	: Dual Tube	Final Water Level	: NA
Field/Office Logged	: LL/LL	Selected for Analysis	: *
Hole Diameter	: 2.25"	Drilling Contractor	: EnviroDynamics

Water Levels
- During Drilling - 15.00'
- After Completion - NA

Soil Boring : GP-77
TOC Elev.: 735.87

Depth in feet	USCS	DESCRIPTION	Samples	Total PID (ppb)	Sample Recovery (%)
0–2	AR	SAND, loose, dry, fine grained, with coarse gravel, poorly sorted (FILL)	1	0.0	100
			2	0.0	100
			3	0.0	100
			4	2.0	100
2–5.5	CL	SILTY CLAY, stiff, moist, brown, traces of fine gravel	5	0.0	100
			6	2.0	100
			7	0.0	100
			8	0.0	100
			9	0.0	100
			10	0.0	100
			11	0.0	100
5.5–16	SP	SAND, dense, moist, brown, fine grained, well sorted	12	0.0	100
			13	0.0	100
			14	0.0	100
		Dry, brown to gray, traces of coarse gravel	15	0.0	100
			16	0.0	100
			17	0.0	100
			18	0.0	100
			19	2.0	100
			20	0.0	100
			21	0.0	100
			22	0.0	100
			23	0.0	100
			24	0.0	100
			25	0.0	100
			26	0.0	100
			27	0.0	100
			28	0.0	100
			29	2.0	100
		Wet	30	0.0*	100
			31	0.0	100
			32	3.0	100
16–17	CL	SILTY CLAY, stiff/hard, moist, brown	33	5.0	100
			34	8.0	100
17–22	SP	SAND, dense, wet, brown, fine grained, well sorted	35	0.0	100
			36	3.0	100
			37	0.0	100
			38	0.0	100
			39	0.0	100
			40	0.0	100
			41	0.0	100
			42	8.0	100
			43	0.0	100
			44	7.0*	100
22–24.5	CL	SILTY CLAY, stiff/hard, dry, brown-gray	45	0.0*	100
			46	0.0	100
			47	6.0	100
			48	0.0	100
			49	0.0	100

Boring completed at 24.5 feet BGS.

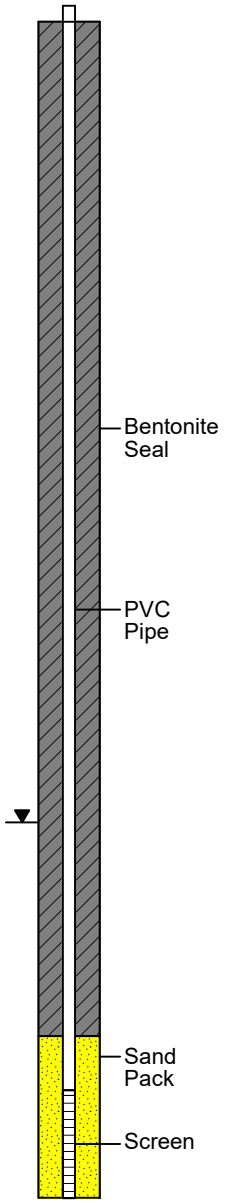

01-26-2021 I:\Indy Environmental\Project Files\AMPHENOL\Work Plans_2018\On-Site Soil Investigation\Boring Logs\GP-77.BOR

LOG OF BORING GP-78/TW-55

Former Amphenol Corporation
980 Hurricane Road
Franklin, IN
EPA ID # IND 044 587 848

Date Completed	: 1/18/2021	Casing Size	: 2"
Drilling Method	: Direct Push	Initial Water Level	: 15.50'
Sampling Method	: Dual Tube	Final Water Level	: NA
Field/Office Logged	: LL/LL	Selected for Analysis	: *
Hole Diameter	: 2.25"	Drilling Contractor	: EnviroDynamics

Water Levels
During Drilling - 15.50'
After Completion - NA

Soil Boring : GP-78
TOC Elev.: 735.57

Depth in feet	USCS	DESCRIPTION	Samples	Total PID (ppb)	Sample Recovery (%)
0	AR	CONCRETE	1	0.0	100
1	SW	SAND & GRAVEL, loose, dry, brown, poorly sorted, (FILL)	2	0.0	100
			3	0.0	100
			4	0.0	100
2	CL	SILTY CLAY, medium stiff, moist, brown, trace gravel & sand	5	8.0	100
			6	0.0	100
3			7	10.0	100
			8	3.0	100
4			9	7.0	100
5	SP	SAND, dense, moist, brown, fine grained, well sorted	10	7.0	100
		Dry, brown to gray	11	0.0	100
6			12	0.0	100
			13	0.0	100
7			14	2.0	100
			15	0.0	100
8			16	0.0	100
			17	2.0	100
9			18	0.0	100
			19	0.0	100
10		Loose, gray	20	9.0	100
			21	0.0	100
11			22	0.0	100
			23	0.0	100
12			24	0.0	100
			25	0.0	100
13			26	0.0	100
			27	0.0	100
14			28	0.0	100
			29	0.0	100
15			30	0.0	100
			31	0.0*	100
16	GW	GRAVEL, dense, wet, brown, coarse grained, with fine to medium grained sands	32	0.0	100
			33	0.0	100
17			34	0.0	100
18	SP	SAND, dense, wet, brown, fine grained	35	0.0	100
			36	9.0	100
19			37	0.0	100
			38	4.0	100
20			39	0.0	100
			40	0.0	100
21			41	0.0	100
			42	180*	100
22	CL	SILTY CLAY, stiff/hard, dry, brown-gray, trace gravel & sand	43	11.0*	100
			44	27.0	100
23			45	11.0	100
			46	17.0	100
24			47	19.0	100
			48	10.0	100
25			49	23.0	100
			50	32.0*	100

Total PID (ppb) 0 250 500

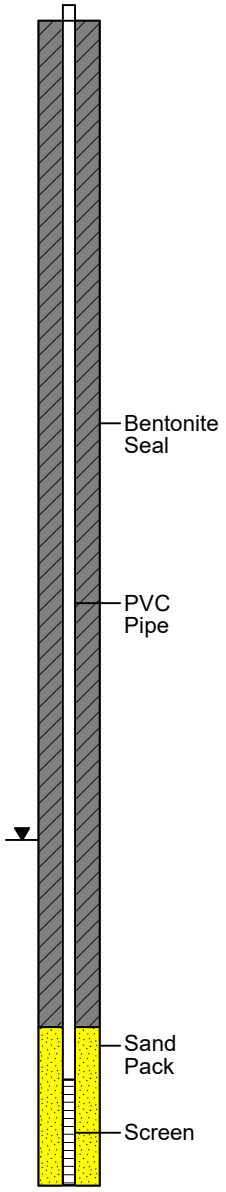

Boring completed at 25.0 feet BGS.

01-26-2021 I:\Indy Environmental\Project Files\AMPHENOL\Work Plans_2018\On-Site Soil Investigation\Boring Logs\GP-78.BOR

LOG OF BORING GP-79/TW-56

Former Amphenol Corporation
980 Hurricane Road
Franklin, IN
EPA ID # IND 044 587 848

Date Completed	: 1/18/2021	Casing Size	: 2"
Drilling Method	: Direct Push	Initial Water Level	: 15.00'
Sampling Method	: Dual Tube	Final Water Level	: NA
Field/Office Logged	: LL/LL	Selected for Analysis	: *
Hole Diameter	: 2.25"	Drilling Contractor	: EnviroDynamics

Water Levels
During Drilling - 15.00'
After Completion - NA

Soil Boring : GP-79
TOC Elev.: 735.49

Depth in feet	USCS	DESCRIPTION	Samples	Total PID (ppb)	Sample Recovery (%)
0	AR	ASPHALT	1	2.0	100
			2	5.0	100
1	SW	SANDY, GRAVELLY, CLAYEY FILL	3	1.0	100
	CL	SILTY CLAY, medium stiff, moist, brown, trace gravel	4	0.0	100
2			5	3.0	100
			6	2.0	100
3			7	3.0	100
			8	0.0	100
4	SC	CLAYEY SAND, dense, moist, brown	9	3.0	100
			10	3.0	100
5			11	11.0	100
			12	10.0	100
6	SP	SAND, loose, moist, brown, fine grained, trace gravel, well sorted	13	9.0	100
			14	12.0	100
7			15	19.0	100
			16	19.0	100
8			17	19.0	100
			18	18.0	100
9			19	27.0	100
			20	16.0	100
10		Fine to medium grained	21	16.0	100
			22	17.0	100
11			23	23.0	100
			24	21.0	100
12			25	19.0	100
			26	35.0	100
13			27	27.0	100
			28	21.0	100
14			29	17.0	100
			30	9.0*	100
15		Wet, dense, fine grained	31	5.0	100
			32	0.0	100
16			33	6.0	100
			34	0.0	100
17			35	10.0	100
			36	0.0	100
18			37	0.0	100
			38	9.0	100
19			39	3.0	100
			40	7.0	100
20			41	0.0	100
			42	0.0	100
21			43	0.0	100
			44	0.0	100
22			45	3.0	100
			46	0.0*	100
23	CL	SILTY CLAY, stiff/hard, moist, trace gravel & sand	47	38.0*	100
			48	27.0	100
24			49	0.0*	100
25		Boring completed at 24.5 feet BGS.			

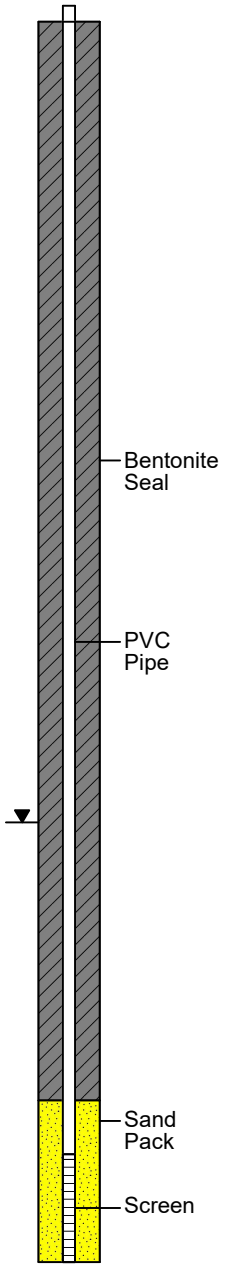

LOG OF BORING GP-80/TW-57

Former Amphenol Corporation
980 Hurricane Road
Franklin, IN
EPA ID # IND 044 587 848

Date Completed	: 1/18/2021	Casing Size	: 2"
Drilling Method	: Direct Push	Initial Water Level	: 15.00'
Sampling Method	: Dual Tube	Final Water Level	: NA
Field/Office Logged	: LL/LL	Selected for Analysis	: *
Hole Diameter	: 2.25"	Drilling Contractor	: EnviroDynamics

Water Levels
During Drilling - 15.00'
After Completion - NA

Soil Boring : GP-80
TOC Elev.: 736.05

Depth in feet	USCS	DESCRIPTION	Samples	Total PID (ppm)	Sample Recovery (%)
0	AR	CONCRETE	1	0.05	100
			2	0.025	100
1	CL	SILTY CLAY, stiff, moist, brown	3	0.025	100
			4	0.021	100
2			5	0.015	100
			6	0.016	100
3			7	0.022	100
			8	0.009	100
4			9	0.012	100
			10	0.021	100
5	SP	SAND, dense, moist, brown, fine grained, well sorted	11	0.0	100
			12	0.0	100
6			13	0.0	100
			14	0.0	100
7			15	0.0	100
			16	0.0	100
8			17	0.0	100
			18	0.0	100
9	SP	SAND, dense, moist, brown to gray, trace coarse gravel	19	0.0	100
			20	0.0	100
10			21	0.0	100
			22	0.0	100
11			23	0.002	100
			24	0.015	100
12			25	0.008	100
			26	0.015	100
13			27	0.008	100
			28	0.017	100
14			29	0.018	100
			30	0.007*	100
15	SW	SAND, dense, wet, brown, fine to medium grained, with coarse gravel, poorly sorted	31	0.0	100
			32	0.0	100
16			33	0.0	100
			34	0.0	100
17			35	0.0	100
			36	0.0	100
18			37	0.004	100
			38	0.0	100
19			39	0.0	100
			40	0.0	100
20			41	0.0	100
			42	0.0	100
21			43	0.007	100
			44	0.004	100
22			45	0.007	100
			46	10.21*	100
23	CL	SILTY CLAY, stiff/hard, moist, trace gravel & sand	47	240.8*	100
			48	77.57	100
24			49	160.5	100
			50	22.06*	100
25		Boring completed at 25.0 feet BGS.			

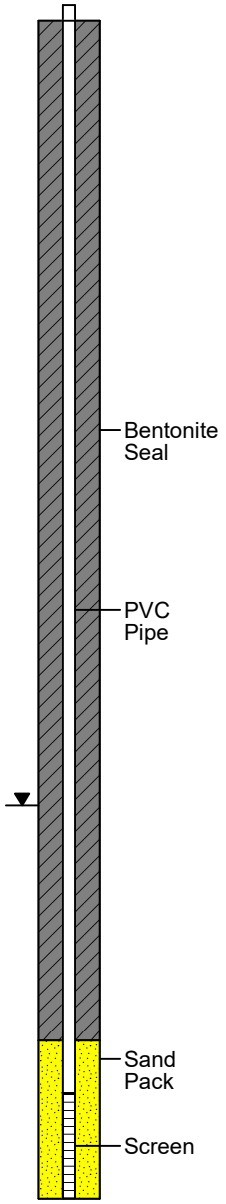

01-26-2021 I:\Indy Environmental\Project Files\AMPHENOL\Work Plans_2018\On-Site Soil Investigation\Boring Logs\GP-80.BOR

LOG OF BORING GP-81/TW-58

Former Amphenol Corporation
980 Hurricane Road
Franklin, IN
EPA ID # IND 044 587 848

Date Completed	: 1/18/2021	Casing Size	: 2"
Drilling Method	: Direct Push	Initial Water Level	: 15.00'
Sampling Method	: Dual Tube	Final Water Level	: NA
Field/Office Logged	: LL/LL	Selected for Analysis	: *
Hole Diameter	: 2.25"	Drilling Contractor	: EnviroDynamics

Water Levels
- During Drilling - 15.00'
- After Completion - NA

Soil Boring : GP-81
TOC Elev.: 735.95

Depth in feet	USCS	DESCRIPTION	Samples	Total PID (ppb)	Sample Recovery (%)
0	AR	APSHALT	1	118	100
1	CL	SILTY CLAY, soft to medium stiff, moist, brown	2	71.0	100
			3	38.0	100
2			4	17.0	100
			5	14.0	100
3			6	16.0	100
			7	12.0	100
4			8	17.0	100
			9	20.0	100
			10	16.0	100
5	CL	SANDY CLAY, medium stiff, moist, brown, trace coarse gravel	11	12.0	100
6			12	13.0	100
			13	9.0	100
7			14	7.0	100
			15	15.0	100
8			16	9.0	100
			17	12.0	100
9			18	8.0	100
			19	12.0	100
10	SP	SAND, dense, moist, brown, fine to medium grained, coarse gravel, poorly sorted	20	16.0	100
11			21	22.0	100
			22	32.0	100
			23	18.0	100
12			24	19.0	100
			25	12.0	100
13		No recovery (Pushed a Rock)	26	-	100
			27	-	100
14			28	-	100
			29	-	100
15			30	-	100
	SP	SAND, dense, wet, brown, fine grained, well sorted	31	0.0*	100
16			32	16.0	100
			33	11.0	100
17			34	0.0	100
			35	0.0	100
18			36	0.0	100
			37	0.0	100
19			38	0.0	100
			39	0.0	100
20			40	0.0	100
			41	0.0	100
21			42	0.0	100
			43	21.0	100
22			44	60.0	100
			45	25.0	100
			46	137*	100
23	CL	SILTY CLAY, stiff/hard, moist, trace gravel & sand	47	80.0	100
24			48	13.0	100
			49	152.5*	100
25			50	525	100
			51	4.0	100
26			52	40.0	100
			53	8.0*	100
27		Boring completed at 26.5 feet BGS.			

Total PID (ppb) 0 500 1000

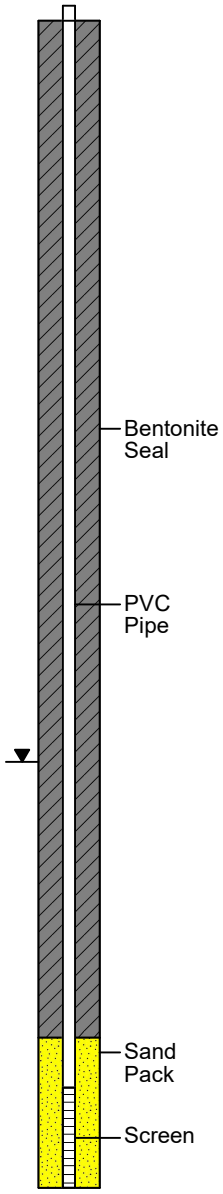

01-26-2021 I:\Indy Environmental\Project Files\AMPHENOL\Work Plans_2018\On-Site Soil Investigation\Boring Logs\GP-81.BOR

LOG OF BORING GP-82/TW-55

Former Amphenol Corporation
980 Hurricane Road
Franklin, IN
EPA ID # IND 044 587 848

Date Completed	: 1/18/2021	Casing Size	: 2"
Drilling Method	: Direct Push	Initial Water Level	: 15.00'
Sampling Method	: Dual Tube	Final Water Level	: NA
Field/Office Logged	: LL/LL	Selected for Analysis	: *
Hole Diameter	: 2.25"	Drilling Contractor	: EnviroDynamics

Water Levels
- During Drilling - 15.00'
- After Completion - NA

Soil Boring : GP-82
TOC Elev.: 735.57

Depth in feet	USCS	DESCRIPTION	Samples	Total PID (ppb)	Sample Recovery (%)
0	AR	APSHALT	1	7.0	100
1	CL	SILTY CLAY, stiff, moist, brown to brown gray, trace gravel & sand	2	26.0	100
			3	0.0	100
2			4	0.0	100
			5	0.0	100
3			6	0.0	100
			7	0.0	100
4			8	0.0	100
			9	0.0	100
5			10	0.0	100
			11	0.0	100
6			12	0.0	100
	SC	CLAYEY SAND, dense, moist, brown, fine grained	13	0.0	100
7			14	0.0	100
			15	0.0	100
8			16	0.0	100
			17	0.0	100
9			18	0.0	100
			19	0.0	100
10	SP	SAND, dense, dry, brown to gray, fine to medium grained, well sorted	20	0.0	100
			21	3.0	100
11			22	0.0	100
			23	0.0	100
12			24	0.0	100
			25	0.0	100
13			26	0.0	100
			27	0.0	100
14		Wet	28	0.0*	100
			29	0.0	100
15		Trace coarse gravel	30	0.0	100
			31	0.0	100
16			32	0.0	100
			33	0.0	100
17			34	0.0	100
			35	0.0	100
18			36	0.0	100
			37	0.0	100
19			38	0.0	100
			39	3.0	100
20			40	2.0	100
			41	0.0*	100
21	CL	SILTY CLAY, stiff/hard, moist, trace gravel & sand	42	2.0*	100
			43	0.0	100
22			44	0.0	100
			45	0.0	100
23			46	0.0	100
			47	0.0	100
24			48	0.0	100

Boring completed at 24.0 feet BGS.

01-26-2021 I:\Indy Environmental\Project Files\AMPHENOL\Work Plans_2018\On-Site Soil Investigation\Boring Logs\GP-82.BOR

LOG OF BORING MW-36

Former Amphenol Corporation
980 Hurricane Road
Franklin, IN
EPA ID # IND 044 587 848

Date Completed	: 11/12/2019	Casing Size	: 2"
Drilling Method	: Direct Push	Initial Water Level	: 14.75'
Sampling Method	: Dual Tube	Final Water Level	: 13.88'
Field/Office Logged	: CN/LL	Selected for Analysis	: NA
Hole Diameter	: 2.25"	Drilling Contractor	: EnviroDynamics

Water Levels
- During Drilling - 14.75'
- After Completion - 13.88

Temp Well: MW-36
TOC Elev.: 733.70

Depth in feet	USCS	DESCRIPTION	Samples	Total PID (ppm)	Total PID (ppm)	Sample Recovery (%)
0–7.5	CL	SILTY CLAY, brown, medium stiff, moist; SANDY CLAY	1	0 5 10	0.0	100
			2		0.0	100
			3		0.0	100
			4		0.0	100
7.5–20	SP	SAND with gravel and fines, brown, coarse to medium grained, poorly sorted, dense, slightly moist; Wet @ 14 feet BGS	5		0.0	100
			6		0.0	100
			7		0.0	100
			8		0.0	100
			9		0.0	100
			10		0.0	100

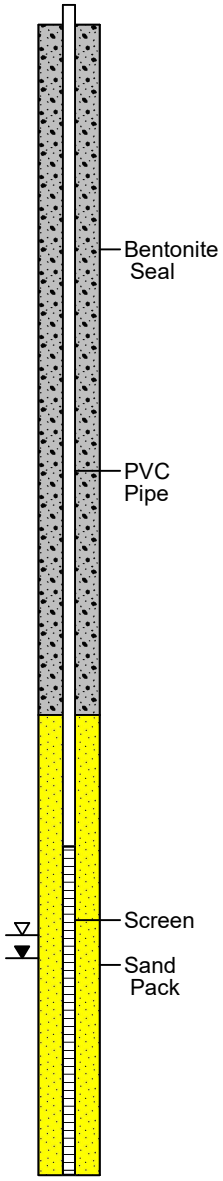

Boring completed at 20.0 feet BGS.

01-28-2020 I:\Indy Environmental\Project Files\AMPHENOL\Boring Logs\MW-36.BOR

LOG OF BORING MW-37

Former Amphenol Corporation
980 Hurricane Road
Franklin, IN
EPA ID # IND 044 587 848

Date Completed	: 11/12/2019	Casing Size	: 2"
Drilling Method	: Direct Push	Initial Water Level	: 10.5'
Sampling Method	: Dual Tube	Final Water Level	: 9.84'
Field/Office Logged	: CN/LL	Selected for Analysis	: NA
Hole Diameter	: 2.25"	Drilling Contractor	: EnviroDynamics

Water Levels
- During Drilling - 10.5'
- After Completion - 9.84

Temp Well: MW-37
TOC Elev.: 728.66

Depth in feet	USCS	DESCRIPTION	Samples	Total PID (ppm)	Total PID (ppm)	Sample Recovery (%)
0	CL	SILTY CLAY, brown, medium stiff, moist				
1			1		0.0	100
2						
3			2		0.0	100
4						
5		SANDY CLAY	3		0.0	100
6						
7	SP	SAND with gravel and fines, brown, coarse to medium grained, poorly sorted, dense, slightly moist	4		0.0	100
8						
9			5		0.0	100
10		Wet @ 10.5 feet BGS				
11			6		0.0	100
12						
13			7		0.0	100
14						
15			8		0.0	100

Total PID (ppm) scale: 0 5 10

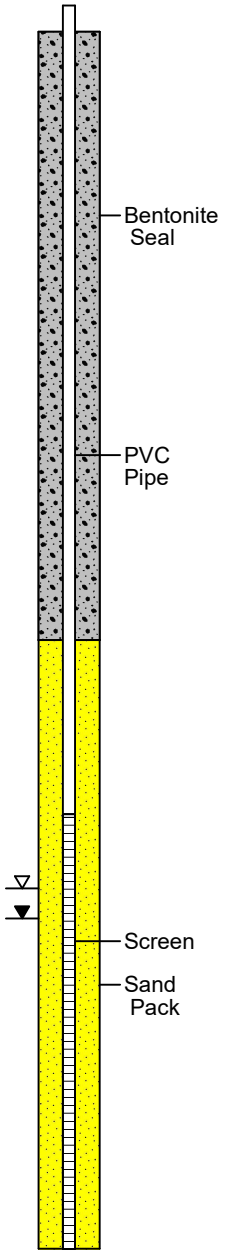

Boring completed at 15.0 feet BGS.

01-28-2020 I:\Indy Environmental\Project Files\AMPHENOL\Boring Logs\MW-37.BOR

LOG OF BORING MW-38

Former Amphenol Corporation
980 Hurricane Road
Franklin, IN
EPA ID # IND 044 587 848

Date Completed	: 11/12/2019	Casing Size	: 2"
Drilling Method	: Direct Push	Initial Water Level	: 9.5'
Sampling Method	: Dual Tube	Final Water Level	: 8.78'
Field/Office Logged	: CN/LL	Selected for Analysis	: NA
Hole Diameter	: 2.25"	Drilling Contractor	: EnviroDynamics

Water Levels
- During Drilling - 9.5'
- After Completion - 8.78

Temp Well: MW-38
TOC Elev.: 727.32

Depth in feet	USCS	DESCRIPTION	Samples	Total PID (ppm)	Total PID (ppm)	Sample Recovery (%)
0	CL	SILTY CLAY, brown, medium stiff, moist				
1			1		0.0	100
2						
3			2		0.0	100
4		SANDY CLAY				
5	SP	SAND with gravel and fines, brown, coarse to medium grained, poorly sorted, dense, slightly moist	3		0.0	100
6						
7			4		0.0	100
8						
9		Wet @ 9.5 feet BGS	5		0.0	100
10						
11			6		0.0	100
12						
13			7		0.0	100
14						
15			8		0.0	100
16		Boring completed at 16.0 feet BGS.				

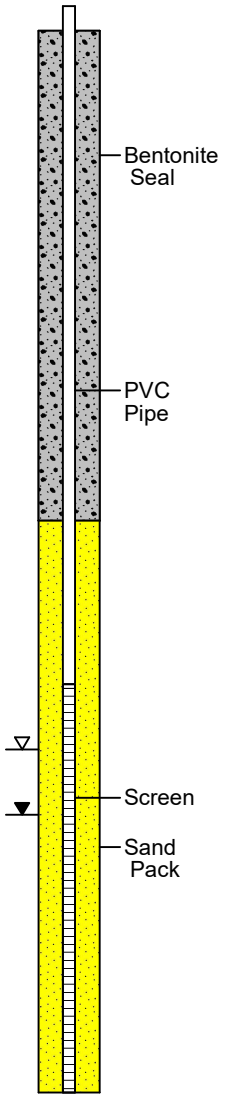

01-28-2020 I:\Indy Environmental\Project Files\AMPHENOL\Boring Logs\MW-38.BOR

LOG OF BORING MW-39

Former Amphenol Corporation
980 Hurricane Road
Franklin, IN
EPA ID # IND 044 587 848

Date Completed	: 11/12/2019	Casing Size	: 2"
Drilling Method	: Direct Push	Initial Water Level	: 9.5'
Sampling Method	: Dual Tube	Final Water Level	: 6.80'
Field/Office Logged	: CN/LL	Selected for Analysis	: *
Hole Diameter	: 2.25"	Drilling Contractor	: EnviroDynamics

Water Levels
During Drilling - 9.5'
After Completion - 6.80

Temp Well: MW-39
TOC Elev.: 724.42

Depth in feet	USCS	DESCRIPTION	Samples	Total PID (ppm)	Sample Recovery (%)
0–6	CL	SILTY CLAY, brown, medium stiff, moist	1	0.0	100
			2	0.0	100
			3	0.0	100
6–9.5	SP	SAND with gravel and fines, brown, coarse to medium grained, poorly sorted, dense, slightly moist Wet @ 8 feet BGS	4	0.0	100
			5	0.0	100
9.5–14	CL	SILTY CLAY, brown-grey, stiff, slightly moist Grey @ 10.25 feet BGS Soft to medium stiff from 10.5 - 10.75 feet BGS Very Stiff from 10.75 - 14 feet BGS	6	0.0	100
			7	0.0	100

Boring completed at 14.0 feet BGS.

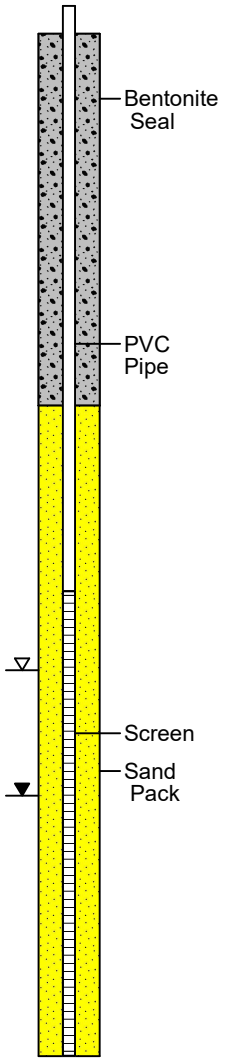

01-28-2020 I:\Indy Environmental\Project Files\AMPHENOL\Boring Logs\MW-39.BOR

LOG OF BORING MW-40

Former Amphenol Corporation
980 Hurricane Road
Franklin, IN
EPA ID # IND 044 587 848

Date Completed	: 11/12/2019	Casing Size	: 2"
Drilling Method	: Direct Push	Initial Water Level	: 8.75'
Sampling Method	: Dual Tube	Final Water Level	: 6.44'
Field/Office Logged	: CN/LL	Selected for Analysis	: *
Hole Diameter	: 2.25"	Drilling Contractor	: EnviroDynamics

Water Levels
- During Drilling - 8.75'
- After Completion - 6.44

Temp Well: MW-40
TOC Elev.: 723.92

Depth in feet	USCS	DESCRIPTION	Samples	Total PID (ppm)	Total PID (ppm)	Sample Recovery (%)
0	CL	SILTY CLAY, brown, medium stiff, moist				
1	SP	SAND with gravel and fines, brown, coarse to medium grained, poorly sorted, dense, slightly moist	1		0.0	100
2						
3			2		0.0	100
4						
5			3		0.0	100
6						
7			4		0.0	100
		Very moist @ 7.5 feet BGS				
8						
		Wet @ 8.75 feet BGS				
9			5		0.0	100
10	CL	SANDY CLAY, brown-grey, very stiff, dry				
11	SP	SAND, with gravel and fines, brown, coarse to medium grained, poorly sorted, dense, wet	6		0.0	100
12	CL	SILTY CLAY, brown-grey, stiff/very stiff, slightly moist				
13			7		0.0	100
14						
15			8		0.0	100
16		Boring completed at 16.0 feet BGS.				

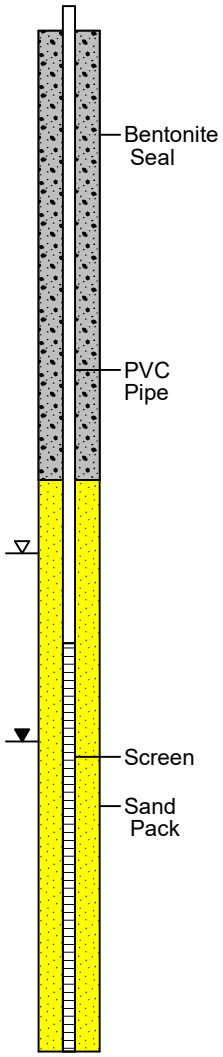

01-28-2020 I:\Indy Environmental\Project Files\AMPHENOL\Boring Logs\MW-40.BOR

LOG OF BORING TW-1

Former Amphenol Corporation
980 Hurricane Road
Franklin, IN
EPA ID # IND 044 587 848

Date Completed	: 10/23/2018	Casing Size	: 2"
Drilling Method	: Direct Push	Initial Water Level	: NA
Sampling Method	: Dual Tube	Final Water Level	: NA
Field/Office Logged	: CN/LL	Selected for Analysis	: *
Hole Diameter	: 2.25"	Drilling Contractor	: EnviroDynamics

Water Levels
During Drilling - NA
After Completion - NA

Temp Well: TW-1
TOC Elev.: 728.71'

Depth in feet	USCS	DESCRIPTION	Samples	Total PID (ppm)	Sample Recovery (%)
0–4.7	CL	SILTY CLAY, brown, with traces of gravel and silt, medium stiff, moist	1	0.1	100
			2	0.1	100
		SANDY CLAY			
4.7–10.2	SM	SAND with clay	3	0.2	100
		Sand with traces of gravel, coarse to medium grained, loose grading to dense with depth, coarse, slightly moist	4	0.2	100
		SAND with fines and traces of gravel, dense, moist @ 8 feet	5	0.3	100
10.2–15.0	CL	SILTY CLAY, grey, with traces of sand and gravel, medium stiff to stiff, slightly moist	6	0.1	100
			7	0.1	100
			8	0.1	100

Boring completed at 15.0 feet BGS.

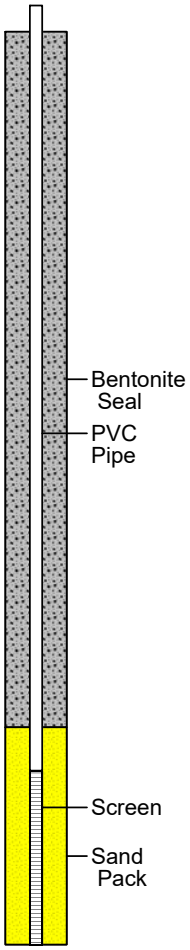

04-08-2019 I:\Indy Environmental\Project Files\AMPHENOL\Work Plans_2018\Off-Site Groundwater Investigation\TW-1.BOR

LOG OF BORING TW-2

Former Amphenol Corporation
980 Hurricane Road
Franklin, IN
EPA ID # IND 044 587 848

Date Completed	: 10/23/2018	Casing Size	: 2"
Drilling Method	: Direct Push	Initial Water Level	: ~10'
Sampling Method	: Dual Tube	Final Water Level	: 8.53'
Field/Office Logged	: CN/LL	Selected for Analysis	: *
Hole Diameter	: 2.25"	Drilling Contractor	: EnviroDynamics

Water Levels
- During Drilling - ~10'
- After Completion - 8.53'

Temp Well: TW-2
TOC Elev.: 727.70'

Depth in feet	USCS	DESCRIPTION	Samples	Total PID (ppm)	Sample Recovery (%)
0	CL	TOPSOIL			
1	CL	SILTY CLAY with traces of gravel and silt, brown, medium stiff, moist	1	0.1	100
2	CL		2	0.1	100
4	CL	SANDY CLAY, soft, moist to very moist			
5	SW	SAND with fines and traces of gravel, poorly sorted, coarse, dense	3	0.0	100
8			4	0.1	100
10	GW	GRAVEL with silt, wet			
11	SP	SILTY SAND, brown, well-sorted, coarse to medium, wet	5	0.0	100
12	CL	SILTY CLAY, grey, with traces of gravel and sand, hard, slightly moist			
13			6	0.0	100
14		No Recovery (crumpled liner)			
15		Boring completed at 15.0 feet BGS.			

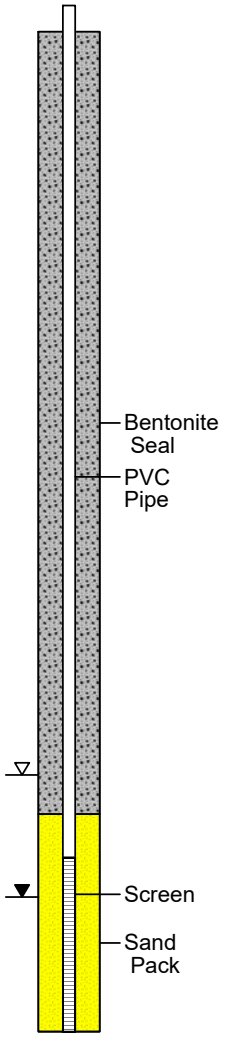

04-08-2019 I:\Indy Environmental\Project Files\AMPHENOL\Work Plans_2018\Off-Site Groundwater Investigation\TW-2.BOR

LOG OF BORING TW-3

Former Amphenol Corporation
980 Hurricane Road
Franklin, IN
EPA ID # IND 044 587 848

Date Completed	: 10/23/2018	Casing Size	: 2"
Drilling Method	: Direct Push	Initial Water Level	: ~9.5-10'
Sampling Method	: Dual Tube	Final Water Level	: 9.16
Field/Office Logged	: CN/LL	Selected for Analysis	: *
Hole Diameter	: 2.25"	Drilling Contractor	: EnviroDynamics

Water Levels
- During Drilling - 9.5 - 10'
- After Completion - 9.16'

Temp Well: TW-3
TOC Elev.: 728.39'

Depth in feet	USCS	GRAPHIC	DESCRIPTION	Samples	Total PID (ppm) (0 5 10)	Total PID (ppm)	Sample Recovery (%)
0			Topsoil				
1	CL		SILTY CLAY with traces of gravel and sand, brown, medium stiff, moist	1		0.0	20
2			SANDY CLAY, medium stiff to soft				
3				2		0.0	
4							
5							
6	SP		SAND with gravel and fines, poorly sorted, coarse, dense to very dense	3		0.0	50
7							
8				4		0.0	
9			very moist @ 9.5'				
10			wet @ 10'				
11				5		0.0	50
12							
13	CL		SILTY CLAY, grey, hard, slightly moist	6		0.0	
14							
15							

Boring completed at 15.0 feet BGS.

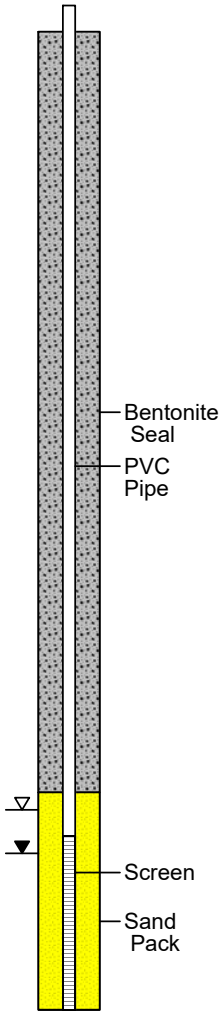

01-04-2019 I:\Indy Environmental\Project Files\AMPHENOL\Work Plans_2018\Off-Site Groundwater Investigation\TW-3.BOR

LOG OF BORING TW-4D

Former Amphenol Corporation
980 Hurricane Road
Franklin, IN
EPA ID # IND 044 587 848

Date Completed	: 10/24/2018	Casing Size	: 2"
Drilling Method	: Direct Push	Initial Water Level	: 15.5'
Sampling Method	: Dual Tube	Final Water Level	: 15.29'
Field/Office Logged	: CN/LL	Selected for Analysis	: *
Hole Diameter	: 2.25"	Drilling Contractor	: EnviroDynamics

Water Levels
- During Drilling - 15.5'
- After Completion - 15.29'

Temp Well: TW-4D
TOC Elev.: 734.72'

Depth in feet	USCS	DESCRIPTION	Samples	Total PID (ppm)	Sample Recovery (%)
0	CL	TOPSOIL			
1–4	CL	SANDY CLAY with traces of gravel and silt, brown, medium stiff, moist	1, 2	0.0, 0.0	55
4–7	SC	CLAYEY SAND, medium grained, well sorted, medium dense, brown	3	0.0	40
7–16	SP	SAND with gravel and fines, brown, coarse to medium grained, medium dense; brown-grey @ 11.5 feet; Brown @ 12 feet; wet @15.5'	4, 5, 6	0.0, 0.0, 0.0	45
16–21	SM	SILTY SAND with gravel and fines, brown-grey, coarse, poorly sorted, wet; Well sorted, coarse @ 20 feet; Traces of gravel, medium grained, moderately well sorted @ 20.25	7, 8, 9	0.0, 0.0, 0.0	50, 100
21–22	CL	SILTY CLAY with traces of gravel and silt, hard, slightly moist, grey			

Boring completed at 21.5 feet BGS.

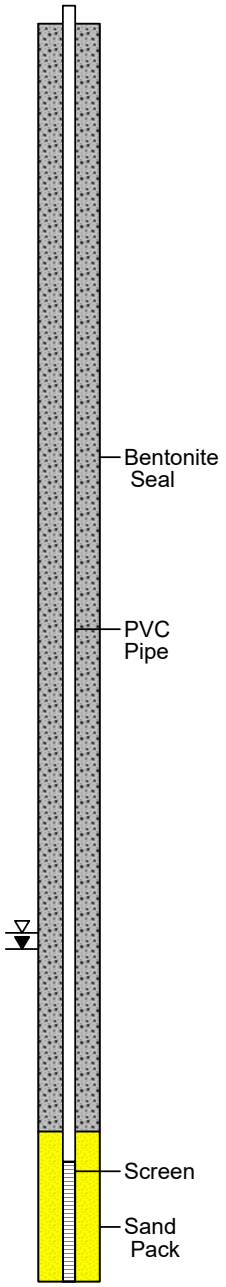

04-15-2019 I:\Indy Environmental\Project Files\AMPHENOL\Work Plans_2018\Off-Site Groundwater Investigation\Boring Logs\TW-4.BOR

LOG OF BORING TW-4S

Former Amphenol Corporation
980 Hurricane Road
Franklin, IN
EPA ID # IND 044 587 848

Date Completed	: 10/24/2018	Casing Size	: 2"
Drilling Method	: Direct Push	Initial Water Level	: 15.5'
Sampling Method	: Dual Tube	Final Water Level	: 15.26'
Field/Office Logged	: CN/LL	Selected for Analysis	: *
Hole Diameter	: 2.25"	Drilling Contractor	: EnviroDynamics

Water Levels
- During Drilling - 15.5'
- After Completion - 15.26'

Temp Well: TW-4S
TOC Elev.: 734.72'

Depth in feet	USCS	DESCRIPTION	Samples	Total PID (ppm)	Total PID (ppm)	Sample Recovery (%)
0	CL	TOPSOIL				
1–3	CL	SANDY CLAY with traces of gravel and silt, brown, medium stiff, moist	1		0.0	100
3–4			2		0.0	100
4–7	SC	CLAYEY SAND, medium grained, well sorted, medium dense, brown	3		0.0	100
7–16	SP	SAND with gravel and fines, brown, coarse to medium grained, medium dense	4		0.0	100
11–12	SP	brown-grey @ 11.5 feet Brown @ 12 feet	5		0.0	100
14–15	SP	wet @15.5'	6		0.0	100
16–17	SM	SILTY SAND with gravel and fines, brown-grey, coarse, poorly sorted, wet	7		0.0	100

Boring completed at 17.25 feet BGS.

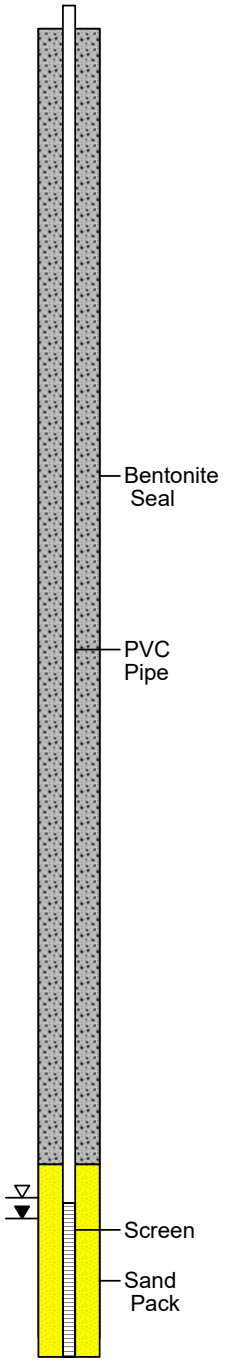

04-15-2019 I:\Indy Environmental\Project Files\AMPHENOL\Work Plans_2018\Off-Site Groundwater Investigation\Boring Logs\TW-4S.BOR

LOG OF BORING TW-5

Former Amphenol Corporation
980 Hurricane Road
Franklin, IN
EPA ID # IND 044 587 848

Date Completed	: 10/24/2018	Casing Size	: 2"
Drilling Method	: Direct Push	Initial Water Level	: 15.0'
Sampling Method	: Dual Tube	Final Water Level	: 13.61'
Field/Office Logged	: CN/LL	Selected for Analysis	: *
Hole Diameter	: 2.25"	Drilling Contractor	: EnviroDynamics

Water Levels
During Drilling - 15.0'
After Completion - 13.61'

Temp Well: TW-5
TOC Elev.: 732.65'

Depth in feet	USCS	GRAPHIC	DESCRIPTION	Samples	Total PID (ppm)	Total PID (ppm)	Sample Recovery (%)
0–1	AR		ASPHALT/GRAVEL sub-base	1		0.0	100
1–8	CL		SANDY CLAY, brown, medium stiff, moist very sandy @ 5'	2, 3		0.0, 0.0	100, 100
8–17	SP		SAND with gravel and fines, poorly sorted, coarse to medium grained, slightly moist, medium dense/dense very moist @ 13 feet wet @ 15 feet gravelly @ 17 feet	4, 5, 6, 7		0.0, 0.0, 0.0, 0.0	100, 100, 100, 100
17–18	CL		SILTY CLAY with traces of gravel and silt, grey, hard, slightly moist	8		0.0	100

Boring completed at 18 feet BGS.

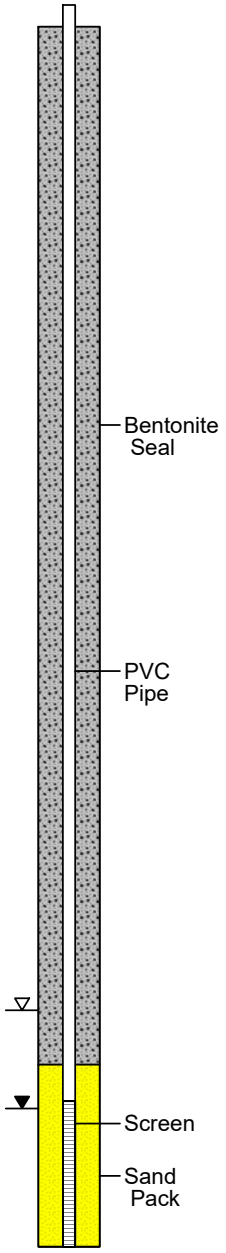

04-08-2019 I:\Indy Environmental\Project Files\AMPHENOL\Work Plans_2018\Off-Site Groundwater Investigation\TW-5.BOR

LOG OF BORING TW-6

Former Amphenol Corporation
980 Hurricane Road
Franklin, IN
EPA ID # IND 044 587 848

Date Completed	: 10/24/2018	Casing Size	: 2"
Drilling Method	: Direct Push	Initial Water Level	: 13.0'
Sampling Method	: Dual Tube	Final Water Level	: 13.20'
Field/Office Logged	: CN/LL	Selected for Analysis	: *
Hole Diameter	: 2.25"	Drilling Contractor	: EnviroDynamics

Water Levels
During Drilling - 13.0'
After Completion - 13.20'

Temp Well: TW-6
TOC Elev.: 731.76'

Depth in feet	USCS	DESCRIPTION	Samples	Total PID (ppm)	Sample Recovery (%)
0	AR	ASPHALT			
	CL	SANDY CLAY,brown, medium stiff, moist	1	0.0	100
			2	0.0	100
	SC	CLAYEY SAND, medium grained, well sorted, brown, moist	3	0.0	100
8	SP	SAND with gravel and fines, poorly sorted, coarse to medium grained, slightly moist	4	0.0	100
			5	0.0	100
13		Wet @ 13'	6	0.0	100
15	ML	SILT, grey, wet	7	0.0	100
	CL	SILTY CLAY, grey, hard, slightly moist			
16		Boring completed at 16 feet BGS.			

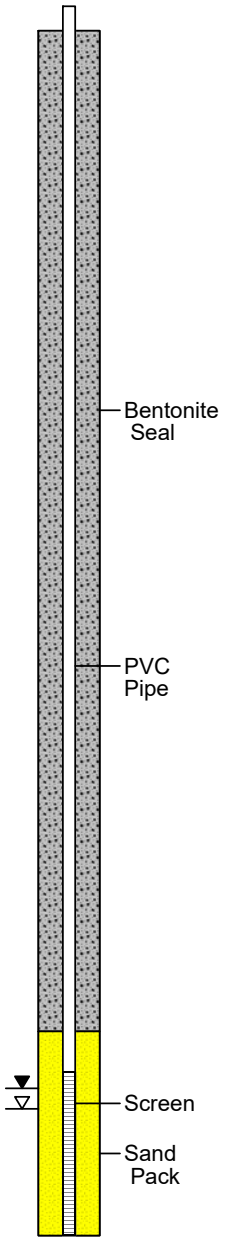

04-08-2019 I:\Indy Environmental\Project Files\AMPHENOL\Work Plans_2018\Off-Site Groundwater Investigation\TW-6.BOR

LOG OF BORING TW-7D

Former Amphenol Corporation
980 Hurricane Road
Franklin, IN
EPA ID # IND 044 587 848

Date Completed	: 10/24/2018	Casing Size	: 2"
Drilling Method	: Direct Push	Initial Water Level	: 14.75'
Sampling Method	: Dual Tube	Final Water Level	: 12.68'
Field/Office Logged	: CN/LL	Selected for Analysis	: *
Hole Diameter	: 2.25"	Drilling Contractor	: EnviroDynamics

Water Levels
▼ During Drilling - 14.75'
▽ After Completion - 12.68'

Temp Well: TW-7D
TOC Elev.: 731.52'

Depth in feet	USCS	DESCRIPTION	Samples	Total PID (ppm)	Total PID (ppm)	Sample Recovery (%)
0	CL	TOPSOIL				
1	CL	SANDY CLAY, brown, medium stiff	1		0.0	100
2			2		0.0	100
5	SC	grades to CLAYEY SAND @ 5 feet	3		0.0	100
8	SP	SAND with gravel and fines, brown, coarse to medium grained, poorly sorted, dense, slightly moist	4		0.0	100
11			5		0.0	100
14		Wet @ 14.75'	6		0.0	100
16			7		0.0	100
18	SM	SILTY SAND, brown-grey, poorly sorted, medium grained, saturated	8		0.0	100
20		Moderately well-sorted, coarse @ 20 feet				
21		Well sorted, very coarse @ 21 feet	9		0.0	100
22	CL	SILTY CLAY, grey, hard, slightly moist				

Boring completed at 22 feet BGS.

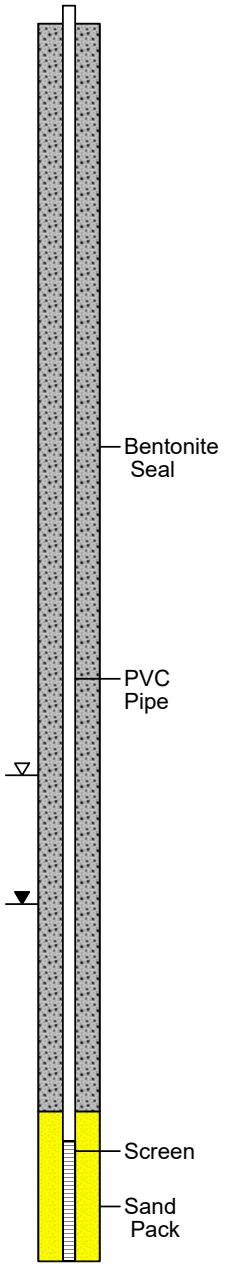

04-15-2019 I:\Indy Environmental\Project Files\AMPHENOL\Work Plans_2018\Off-Site Groundwater Investigation\Boring Logs\TW-7D.BOR

LOG OF BORING TW-7S

Former Amphenol Corporation
980 Hurricane Road
Franklin, IN
EPA ID # IND 044 587 848

Date Completed	: 10/24/2018	Casing Size	: 2"
Drilling Method	: Direct Push	Initial Water Level	: 14.75'
Sampling Method	: Dual Tube	Final Water Level	: 12.74'
Field/Office Logged	: CN/LL	Selected for Analysis	: *
Hole Diameter	: 2.25"	Drilling Contractor	: EnviroDynamics

Water Levels
During Drilling - 14.75'
After Completion - 12.74'

Temp Well: TW-7S
TOC Elev.: 731.59'

Depth in feet	USCS	DESCRIPTION	Samples	Total PID (ppm)	Total PID (ppm)	Sample Recovery (%)
0	CL	TOPSOIL				
1	CL	SANDY CLAY, brown, medium stiff	1		0.0	100
2						
3			2		0.0	100
4						
5	SC	grades to CLAYEY SAND @ 5 feet	3		0.0	100
6						
7						
8	SP	SAND with gravel and fines, brown, coarse to medium grained, poorly sorted, dense, slightly moist	4		0.0	100
9						
10			5		0.0	100
11						
12						
13			6		0.0	100
14		Wet @ 14.75'				
15			7		0.0	100
16						
17		Boring completed at 16.5 feet BGS.				



LOG OF BORING TW-8D

Former Amphenol Corporation
980 Hurricane Road
Franklin, IN
EPA ID # IND 044 587 848

Date Completed	: 10/24/2018	Casing Size	: 2"
Drilling Method	: Direct Push	Initial Water Level	: 7.5'
Sampling Method	: Dual Tube	Final Water Level	: 7.26'
Field/Office Logged	: CN/LL	Selected for Analysis	: *
Hole Diameter	: 2.25"	Drilling Contractor	: EnviroDynamics

Water Levels
During Drilling - 7.5'
After Completion - 7.26'

Temp Well: TW-8D
TOC Elev.: 723.69'

Depth in feet	USCS	DESCRIPTION	Samples	Total PID (ppm)	Sample Recovery (%)
0	GW	GRAVEL			
1–6	CL	SILTY CLAY with traces of gravel and sand, brown, medium stiff, moist, sandy with depth	1	0.0	100
			2	0.0	100
			3	0.0	100
6–10	SP	SAND with trace gravel, medium grained, poorly sorted, medium dense grading to dense Wet @7.5 feet	4	0.0	100
10	CL	SANDY CLAY with trace gravel and sand, medium stiff, moist			
10–13	SM	SILTY SAND, grey, poorly sorted, medium dense, wet	5	0.0	100
13–15	CL	SILTY CLAY with trace gravels and silt, grey, stiff	6	0.0	100

Boring completed at 15 feet BGS.

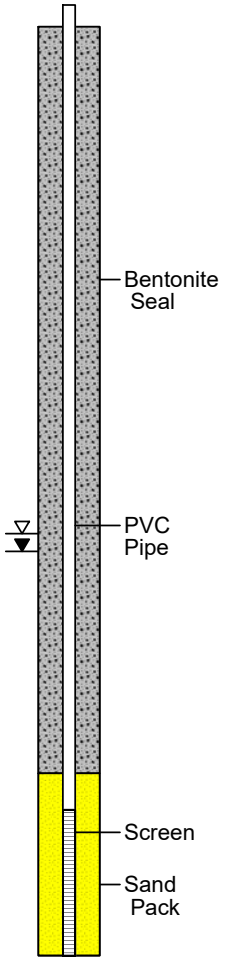

04-15-2019 I:\Indy Environmental\Project Files\AMPHENOL\Work Plans_2018\Off-Site Groundwater Investigation\Boring Logs\TW-8D.BOR

LOG OF BORING TW-8S

Former Amphenol Corporation
980 Hurricane Road
Franklin, IN
EPA ID # IND 044 587 848

Date Completed	: 10/24/2018	Casing Size	: 2"
Drilling Method	: Direct Push	Initial Water Level	: 7.5'
Sampling Method	: Dual Tube	Final Water Level	: 7.29'
Field/Office Logged	: CN/LL	Selected for Analysis	: *
Hole Diameter	: 2.25"	Drilling Contractor	: EnviroDynamics

Water Levels
- During Drilling - 7.5'
- After Completion - 7.29'

Temp Well: TW-8S
TOC Elev.: 723.64'

Depth in feet	USCS	DESCRIPTION	Samples	Total PID (ppm)	Sample Recovery (%)
0	GW	GRAVEL			
0.5	CL	SILTY CLAY with traces of gravel and sand, brown, medium stiff, moist, sandy with depth	1	0.0	100
			2	0.0	100
6	SP	SAND with trace gravel, medium grained, poorly sorted, medium dense grading to dense	3	0.0	100
7.5		Wet @7.5'	4	0.0	100
9.25		Boring completed at 9.25 feet BGS.			

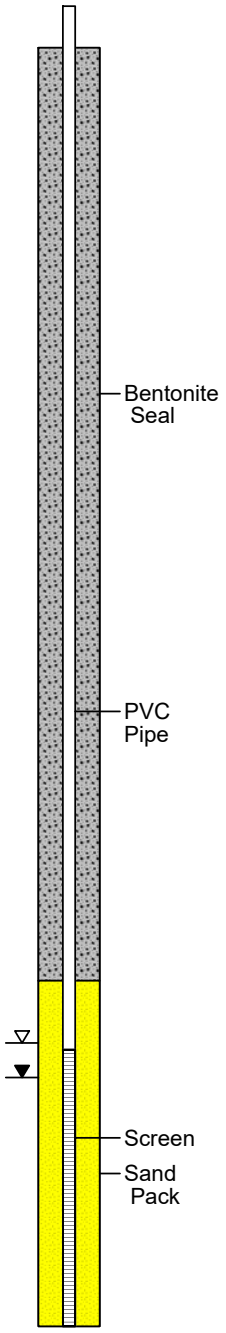

04-08-2019 I:\Indy Environmental\Project Files\AMPHENOL\Work Plans_2018\Off-Site Groundwater Investigation\TW-8S.BOR

LOG OF BORING TW-9

Former Amphenol Corporation
980 Hurricane Road
Franklin, IN
EPA ID # IND 044 587 848

Date Completed	: 10/23/2018	Casing Size	: 2"
Drilling Method	: Direct Push	Initial Water Level	: 7.5'
Sampling Method	: Dual Tube	Final Water Level	: 7.19'
Field/Office Logged	: CN/LL	Selected for Analysis	: *
Hole Diameter	: 2.25"	Drilling Contractor	: EnviroDynamics

Water Levels
During Drilling - 7.5'
After Completion - 7.19'

Temp Well: TW-9
TOC Elev.: 724.68'

Depth in feet	USCS	DESCRIPTION	Samples	Total PID (ppm)	Sample Recovery (%)
0	CL	TOPSOIL			
	AR	CONCRETE/GRAVEL			
1	CL	SILTY CLAY with traces of gravel and sand, mottled brown, medium stiff	1	0.0	100
2			2	0.0	100
3					
4					
5			3	0.0	100
6	SP	SAND with fines, brown, poorly sorted, dense, coarse			
7		Wet @7.5'			
8			4	0.0	100
9	CL	SILTY CLAY, brown-grey, stiff, moist			
10	SP	SAND with traces of gravel, grey, coarse, wet, poorly sorted			
11	CL	SILTY CLAY with traces of gravel and sand, stiff to hard, slightly moist to moist	5	0.0	100
12					
13		Boring completed at 13 feet BGS.			

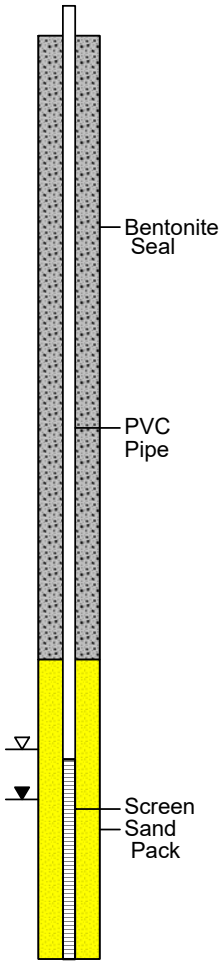

05-21-2019 I:\Indy Environmental\Project Files\AMPHENOL\Work Plans_2018\Off-Site Groundwater Investigation\Boring Logs\TW-9.BOR

LOG OF BORING TW-10

Former Amphenol Corporation
980 Hurricane Road
Franklin, IN
EPA ID # IND 044 587 848

Date Completed	: 10/23/2018	Casing Size	: 2"
Drilling Method	: Direct Push	Initial Water Level	: 11.5'
Sampling Method	: Dual Tube	Final Water Level	: 7.19'
Field/Office Logged	: CN/LL	Selected for Analysis	: *
Hole Diameter	: 2.25"	Drilling Contractor	: EnviroDynamics

Water Levels
- During Drilling - 11.5'
- After Completion - 7.19'

Temp Well: TW-10
TOC Elev.: 724.13'

Depth in feet	USCS	DESCRIPTION	Samples	Total PID (ppm)	Sample Recovery (%)
0	CL	TOPSOIL			
0–2.5	CL	SILTY CLAY , brown, moist, medium stiff	1	0.0	100
2.5–8	SW	SAND with trace gravel, well sorted, brown, medium grained	2, 3	0.0, 0.0	100, 100
8–10	SP	SAND with gravel and fines, poorly sorted, very moist, dense	4	0.0	100
10–11.5	CL	SILTY CLAY with traces of gravel and sand, brown-grey, stiff, moist	5	0.0	100
11.5–12	SM	SAND with silt and traces of gravel, brown, coarse, wet			
12–14	CL	SILTY CLAY with traces of gravel and silt, grey, stiff, moist	6	0.0	100
14	CH	Very CLAYEY SILT, dense, moist, grey			

Boring completed at 14 feet BGS.

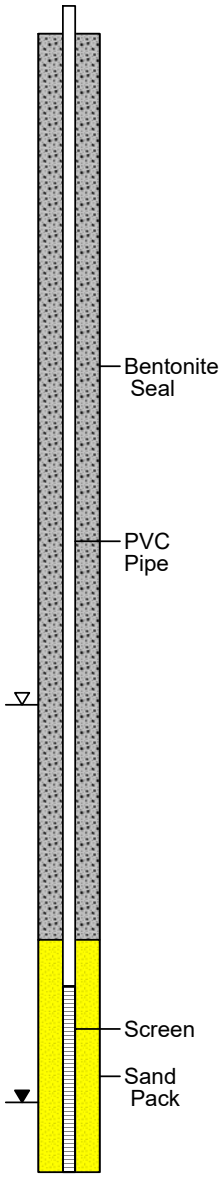

04-15-2019 I:\Indy Environmental\Project Files\AMPHENOL\Work Plans_2018\Off-Site Groundwater Investigation\Boring Logs\TW-10.BOR

LOG OF BORING TW-11

Former Amphenol Corporation
980 Hurricane Road
Franklin, IN
EPA ID # IND 044 587 848

Date Completed	: 10/23/2018	Casing Size	: 2"
Drilling Method	: Direct Push	Initial Water Level	: 9'
Sampling Method	: Dual Tube	Final Water Level	: 8.30'
Field/Office Logged	: CN/LL	Selected for Analysis	: *
Hole Diameter	: 2.25"	Drilling Contractor	: EnviroDynamics

Water Levels
- During Drilling - 9'
- After Completion - 8.30'

Temp Well: TW-11
TOC Elev.: 725.51'

Depth in feet	USCS	DESCRIPTION	Samples	Total PID (ppm)	Sample Recovery (%)
0	CL	TOPSOIL			
1	CL	SANDY CLAY, brown, medium stiff, moist	1	0.0	100
2	CL		2	0.0	100
5	SC	CLAYEY SAND, brown, medium dense, moist			
6	SP	SAND with gravel, poorly sorted, coarse, dense, slightly moist	3	0.0	100
8	SP	Wet @ 9'	4	0.0	100
11	SP		5	0.0	100
13	CL	SILTY CLAY, grey-brown, hard, slightly moist	6	0.0	100

Boring completed at 13 feet BGS.

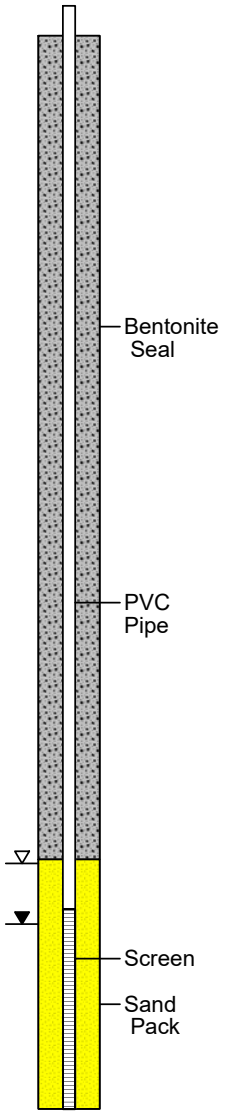

LOG OF BORING TW-12

Former Amphenol Corporation
980 Hurricane Road
Franklin, IN
EPA ID # IND 044 587 848

Date Completed	: 10/23/2018	Casing Size	: 2"
Drilling Method	: Direct Push	Initial Water Level	: 9.5'
Sampling Method	: Dual Tube	Final Water Level	: 8.56'
Field/Office Logged	: CN/LL	Selected for Analysis	: *
Hole Diameter	: 2.25"	Drilling Contractor	: EnviroDynamics

Water Levels
- During Drilling - 9.5'
- After Completion - 8.56'

Temp Well: TW-12
TOC Elev.: 726.09'

Depth in feet	USCS	DESCRIPTION	Samples	Total PID (ppm)	Total PID (ppm)	Sample Recovery (%)
0	CL	TOPSOIL				
1–4	CL	SILTY CLAY with trace gravel and sand, medium stiff, moist, brown	1		0.0	100
			2		0.0	100
4–13	SP	SAND with gravel, brown, poorly sorted, coarse, slightly moist, medium dense	3		0.0	100
		Wet @ 9.5'	4		0.0	100
			5		0.0	100
13–14	CL	SILTY CLAY, grey, hard, moist	6		0.0	100
14–15	ML	CLAYEY SILT, very dense, grey, moist				

Boring completed at 14.5 feet BGS.

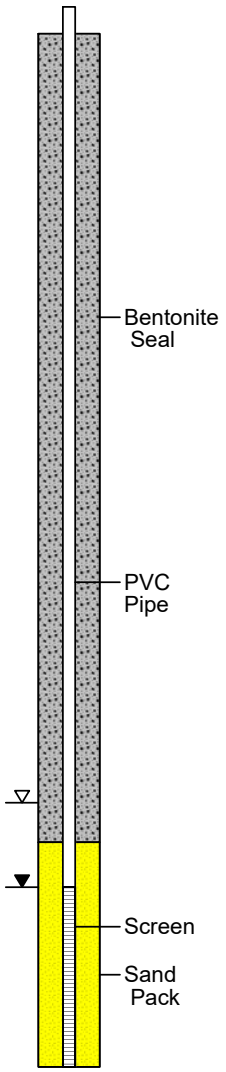

04-15-2019 I:\Indy Environmental\Project Files\AMPHENOL\Work Plans_2018\Off-Site Groundwater Investigation\Boring Logs\TW-12.BOR

LOG OF BORING TW-13

Former Amphenol Corporation
980 Hurricane Road
Franklin, IN
EPA ID # IND 044 587 848

Date Completed	: 10/23/2018	Casing Size	: 2"
Drilling Method	: Direct Push	Initial Water Level	: 11.5'
Sampling Method	: Dual Tube	Final Water Level	: 9.89'
Field/Office Logged	: CN/LL	Selected for Analysis	: *
Hole Diameter	: 2.25"	Drilling Contractor	: EnviroDynamics

Water Levels
During Drilling - 11.5'
After Completion - 9.89'

Temp Well: TW-13
TOC Elev.: 727.75'

Depth in feet	USCS	DESCRIPTION	Samples	Total PID (ppm)	Sample Recovery (%)
0–1	CL	TOPSOIL/GRAVEL	1	0.0	100
1–5.5	CL	SANDY CLAY, brown, moist, medium stiff	2	0.0	100
5.5–14	SP	SAND with fines and gravel, poorly sorted, coarse, brown, slightly moist	3	0.0	100
			4	0.0	100
		very moist @ 10.5'	5	0.0	100
		Wet @ 11.5'			
			6	0.0	100
14–16	CL	SILTY CLAY with traces of gravel and sand, very stiff, slightly moist, brown-grey			
		Grey @ 15.5'	7	0.0	100

Boring completed at 16 feet BGS.

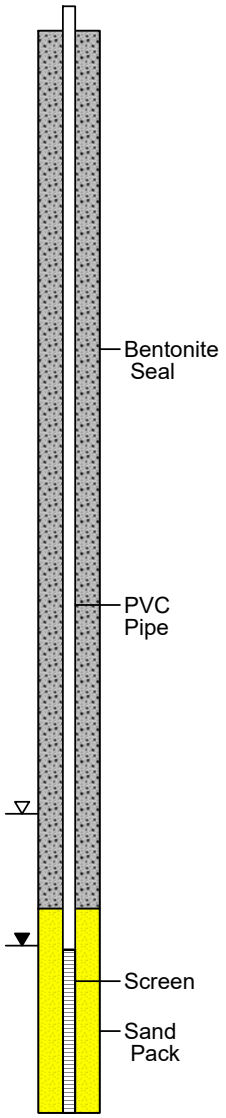

04-08-2019 I:\Indy Environmental\Project Files\AMPHENOL\Work Plans_2018\Off-Site Groundwater Investigation\TW-13.BOR

LOG OF BORING TW-14D

Former Amphenol Corporation
980 Hurricane Road
Franklin, IN
EPA ID # IND 044 587 848

Date Completed	: 10/23/2018	Casing Size	: 2"
Drilling Method	: Direct Push	Initial Water Level	: 15'
Sampling Method	: Dual Tube	Final Water Level	: 15.15'
Field/Office Logged	: CN/LL	Selected for Analysis	: *
Hole Diameter	: 2.25"	Drilling Contractor	: EnviroDynamics

Water Levels
- During Drilling - 15'
- After Completion - 15.15'

Temp Well: TW-14D
TOC Elev.: 734.71'

Depth in feet	USCS	DESCRIPTION	Samples	Total PID (ppm)	Sample Recovery (%)
0	CL	TOPSOIL/GRAVEL			
1	CL	SANDY CLAY with traces of gravel, medium stiff, moist, brown	1	0.0	100
2			2	0.0	100
3			3	0.0	100
7	SP	SAND with traces of gravel, poorly sorted, coarse to medium grained, medium dense, slightly moist	4	0.0	100
9			5	0.0	100
12		fines, very moist @ 12.5'	6	0.0	100
15		Wet @ 15'	7	0.0	100
17	SM	SILTY SAND with gravel, brown-grey, wet, dense	8	0.0	100
20	CL	SILTY CLAY with trace gravel and sand, grey, hard, slightly moist	9	0.0	100
21		Boring completed at 21 feet BGS.			

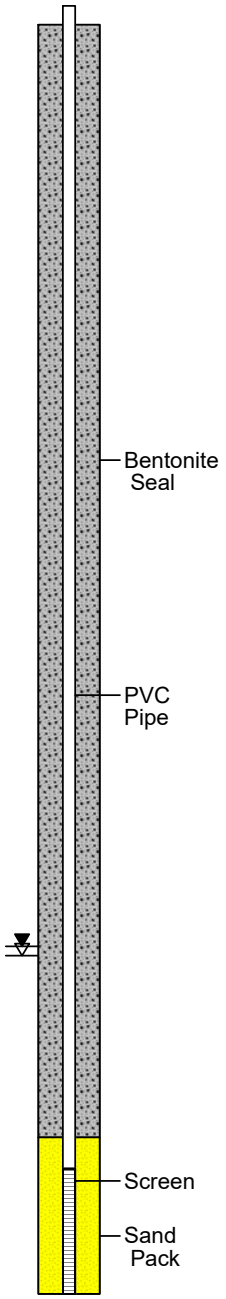

04-15-2019 I:\Indy Environmental\Project Files\AMPHENOL\Work Plans_2018\Off-Site Groundwater Investigation\Boring Logs\TW-14D.BOR

LOG OF BORING TW-14S

Former Amphenol Corporation
980 Hurricane Road
Franklin, IN
EPA ID # IND 044 587 848

Date Completed	: 10/23/2018	Casing Size	: 2"
Drilling Method	: Direct Push	Initial Water Level	: 15'
Sampling Method	: Dual Tube	Final Water Level	: 15.23'
Field/Office Logged	: CN/LL	Selected for Analysis	: *
Hole Diameter	: 2.25"	Drilling Contractor	: EnviroDynamics

Water Levels
- During Drilling - 15'
- After Completion - 15.23'

Temp Well: TW-14S
TOC Elev.: 734.77'

Depth in feet	USCS	DESCRIPTION	Samples	Total PID (ppm)	Sample Recovery (%)
0	CL	TOPSOIL/GRAVEL			
1	CL	SANDY CLAY with traces of gravel, medium stiff, moist, brown	1	0.0	100
2	CL		2	0.0	100
3	CL		3	0.0	100
7	SP	SAND with traces of gravel, poorly sorted, coarse to medium grained, medium dense, slightly moist	4	0.0	100
10	SP		5	0.0	100
12	SP	fines, very moist @12.5'	6	0.0	100
15	SP	Wet @ 15'	7	0.0	100
17		Boring completed at 17 feet BGS.			

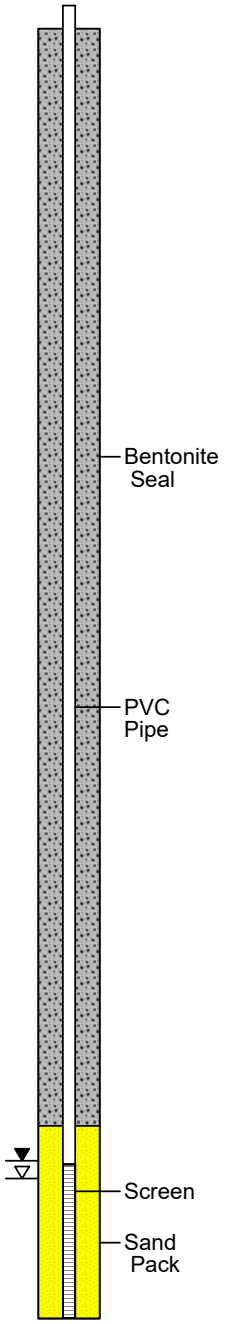

04-08-2019 I:\Indy Environmental\Project Files\AMPHENOL\Work Plans_2018\Off-Site Groundwater Investigation\TW-14S.BOR

LOG OF BORING TW-15D

Former Amphenol Corporation
980 Hurricane Road
Franklin, IN
EPA ID # IND 044 587 848

Date Completed	: 02/28/2019	Casing Size	: 2"
Drilling Method	: Direct Push	Initial Water Level	: 10'
Sampling Method	: Dual Tube	Final Water Level	: 8.73'
Field/Office Logged	: CN/LL	Selected for Analysis	: *
Hole Diameter	: 2.25"	Drilling Contractor	: EnviroDynamics

Water Levels
- During Drilling - 10'
- After Completion - 8.73'

Temp Well: TW-15D
TOC Elev.: 729.15'

Depth in feet	USCS	DESCRIPTION	Samples	Total PID (ppm)	Sample Recovery (%)
0	AR	GRAVEL			
1	CL	SANDY CLAY, brown, stiff, moist	1	0.0	100
2			2	0.0	100
3					
4					
5					
6	SP	SAND, medium dense/dense, slightly moist, brown, poorly-sorted, with gravel & fines	3	0.0	100
7					
8			4	0.0	100
9		Moist @ 9 feet			
10	SM	SILTY SAND, coarse, wet, with traces of gravel and clay	5	0.0	100
11					
12		Less silt, medium			
13			6	0.0	100
14					
15		silty, coarse, with traces of gravel and clay @ 14.75 feet Less silt, medium			
16		Coarse @ 15.75 feet	7	0.0	100
17	CL	SILTY CLAY, hard/very stiff, slightly moist, grey, with traces of gravel and sand			
18		Boring completed at 17.5 feet BGS.			

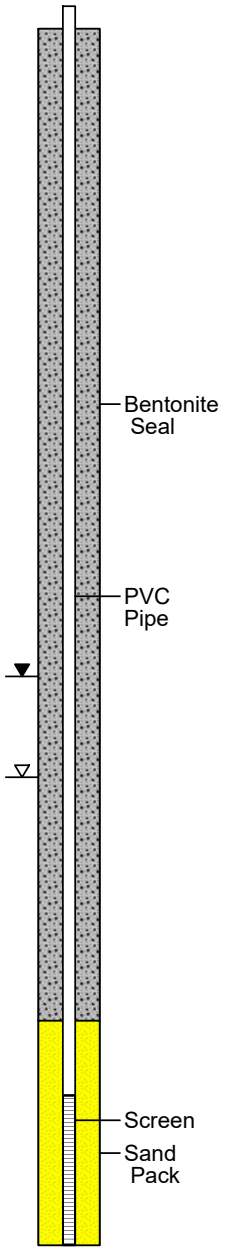

04-15-2019 I:\Indy Environmental\Project Files\AMPHENOL\Work Plans_2018\Off-Site Groundwater Investigation\Boring Logs\TW-15D.BOR

LOG OF BORING TW-15S

Former Amphenol Corporation
980 Hurricane Road
Franklin, IN
EPA ID # IND 044 587 848

Date Completed	: 02/28/2019	Casing Size	: 2"
Drilling Method	: Direct Push	Initial Water Level	: 10'
Sampling Method	: Dual Tube	Final Water Level	: 8.76'
Field/Office Logged	: CN/LL	Selected for Analysis	: *
Hole Diameter	: 2.25"	Drilling Contractor	: EnviroDynamics

Water Levels
▼ During Drilling - 10'
▽ After Completion - 8.76'

Temp Well: TW-15S
TOC Elev.: 729.23'

Depth in feet	USCS	GRAPHIC	DESCRIPTION	Samples	Total PID (ppm) (0 5 10)	Total PID (ppm)	Sample Recovery (%)
0	AR		GRAVEL				
	CL		SANDY CLAY, brown, stiff, moist	1		0.0	100
1							
2				2		0.0	100
3							
4							
5				3		0.0	100
	SP		SAND, medium dense/dense, slightly moist, brown, poorly-sorted, with gravel & fines				
6							
7				4		0.0	100
8							
9			Moist @ 9 feet				
10	SM		SILTY SAND, coarse, wet, with traces of gravel and clay	5		0.0	100
11							
12			Less silt, medium				

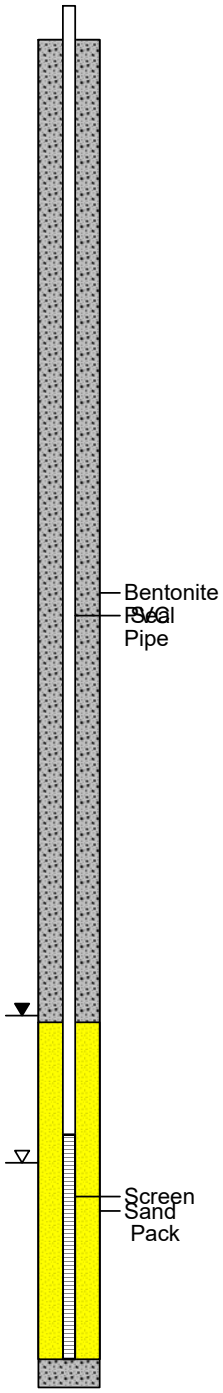

04-15-2019 I:\Indy Environmental\Project Files\AMPHENOL\Work Plans_2018\Off-Site Groundwater Investigation\Boring Logs\TW-15S.BOR

LOG OF BORING TW-16D

Former Amphenol Corporation
980 Hurricane Road
Franklin, IN
EPA ID # IND 044 587 848

Date Completed	: 02/28/2019	Casing Size	: 2"
Drilling Method	: Direct Push	Initial Water Level	: 9'
Sampling Method	: Dual Tube	Final Water Level	: 8.43'
Field/Office Logged	: CN/LL	Selected for Analysis	: *
Hole Diameter	: 2.25"	Drilling Contractor	: EnviroDynamics

Water Levels
▼ During Drilling - 9'
▽ After Completion - 8.43'

Temp Well: TW-16D
TOC Elev.: 728.08

Depth in feet	USCS	DESCRIPTION	Samples	Total PID (ppm)	Sample Recovery (%)
0–6	CL	SANDY CLAY, dark brown, moist, medium stiff	1	0.0	100
			2	0.0	100
			3	0.0	100
6–10	SP	SAND, medium dense/dense, slightly moist, brown, poorly-sorted, with gravel & fines	4	0.0	100
		Moist @ 8 feet			
		Coarse , wet, dense @ 9 feet	5	0.1	100
10–14	SM	SILTY SAND with traces of gravel and clay, brown, wet, dense @ 10 feet	6	0.0*	100
			7	0.0*	100
14–15	CL	SILTY CLAY, hard/very stiff, slightly moist, grey, with traces of gravel & sand	8	0.0	100

Total PID (ppm) scale: 0 5 10



Boring completed at 15 feet BGS.

04-15-2019 I:\Indy Environmental\Project Files\AMPHENOL\Work Plans_2018\Off-Site Groundwater Investigation\Boring Logs\TW-16D.BOR

LOG OF BORING TW-16S

Former Amphenol Corporation
980 Hurricane Road
Franklin, IN
EPA ID # IND 044 587 848

Date Completed	: 02/28/2019	Casing Size	: 2"
Drilling Method	: Direct Push	Initial Water Level	: 9'
Sampling Method	: Dual Tube	Final Water Level	: 8.48'
Field/Office Logged	: CN/LL	Selected for Analysis	: *
Hole Diameter	: 2.25"	Drilling Contractor	: EnviroDynamics

Water Levels
- During Drilling - 9'
- After Completion - 8.48'

Temp Well: TW-16S
TOC Elev.: 728.10

Depth in feet	USCS	DESCRIPTION	Samples	Total PID (ppm)	Sample Recovery (%)
0–6	CL	SANDY CLAY, dark brown, moist, medium stiff	1	0.0	100
			2	0.0	100
			3	0.0	100
6–10	SP	SAND, medium dense/dense, slightly moist, brown, poorly-sorted, with gravel & fines	4	0.0	100
		Moist @ 8 feet			
		Coarse, wet, dense @ 9 feet	5	0.1*	100
10–11	SP	SILTY SAND with traces of gravel and clay, brown, wet, dense @ 10 feet	6	0.0*	100
11		Boring completed at 10.75 feet BGS.			

Total PID (ppm): 0 5 10

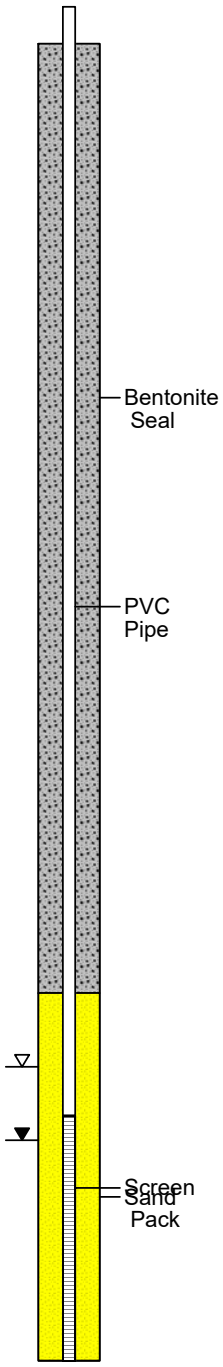

04-08-2019 I:\Indy Environmental\Project Files\AMPHENOL\Work Plans_2018\Off-Site Groundwater Investigation\1Q19 Investigation\TW-16S.BOR

LOG OF BORING TW-17D

Former Amphenol Corporation
980 Hurricane Road
Franklin, IN
EPA ID # IND 044 587 848

Date Completed	: 03/01/2019	Casing Size	: 2"
Drilling Method	: Direct Push	Initial Water Level	: 10'
Sampling Method	: Dual Tube	Final Water Level	: 8.32'
Field/Office Logged	: CN/LL	Selected for Analysis	: NA
Hole Diameter	: 2.25"	Drilling Contractor	: EnviroDynamics

Water Levels
▼ During Drilling - 10'
▽ After Completion - 8.32'

Temp Well: TW-17D
TOC Elev.: 728.61

Depth in feet	USCS	DESCRIPTION	Samples	Total PID (ppm)	Total PID (ppm)	Sample Recovery (%)
0	AR	GRAVEL				
1	CL	SANDY CLAY, moist, medium stiff, brown	1		0.0	100
2			2		0.0	100
3						
4		Very sandy @ 4 feet	3		0.0	100
5						
6			4		0.0	100
7	SP	SAND, medium dense/dense, slightly moist, brown, poorly-sorted, with gravel & fines				
8		Moist @ 8.75 feet	5		0.0	100
9						
10	SM	SILTY SAND, coarse, wet, brown to brown-grey, traces of gravel & clay	6		0.0	100
11						
12			7		0.0	100
13						
14			8		0.0	100
15	SP	SAND, coarse, brown-grey, wet, poorly-sorted, traces of gravel & silt				
16			9		0.0	100
17		Medium to fine @ 17.75 to 18.25 feet				
18	CL	SILTY CLAY, hard/very stiff, slightly moist, grey, traces of gravel & sand	10		0.0	100
19						

Total PID (ppm) scale: 0 5 10

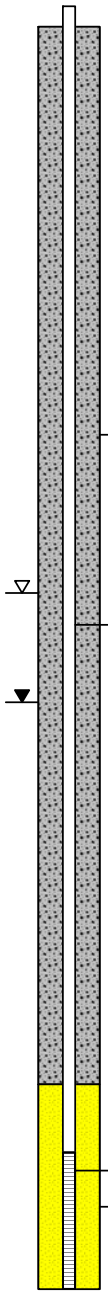

Boring completed at 19 feet BGS.

04-08-2019 I:\Indy Environmental\Project Files\AMPHENOL\Work Plans_2018\Off-Site Groundwater Investigation\1Q19 Investigation\TW-17D.BOR

LOG OF BORING TW-17S

Former Amphenol Corporation
980 Hurricane Road
Franklin, IN
EPA ID # IND 044 587 848

Date Completed	: 03/01/2019	Casing Size	: 2"
Drilling Method	: Direct Push	Initial Water Level	: 10'
Sampling Method	: Dual Tube	Final Water Level	: 8.47'
Field/Office Logged	: CN/LL	Selected for Analysis	: NA
Hole Diameter	: 2.25"	Drilling Contractor	: EnviroDynamics

Water Levels
- During Drilling - 10'
- After Completion - 8.47'

Temp Well: TW-17S
TOC Elev.:

Depth in feet	USCS	DESCRIPTION	Samples	Total PID (ppm)	Total PID (ppm)	Sample Recovery (%)
0	AR	GRAVEL				
	CL	SANDY CLAY	1		0.0	100
1						
2			2		0.0	100
3						
4		Very sandy @ 4 feet	3		0.0	100
5						
6			4		0.0	100
7	SP	SAND, medium dense/dense, slightly moist, brown, poorly-sorted, with gravel & fines				
8		Moist	5		0.0	100
9						
10	SM	SILTY SAND, coarse, wet, brown to brown-grey, traces of gravel & clay	6		0.0	100
11						
12						

Total PID (ppm) scale: 0 5 10

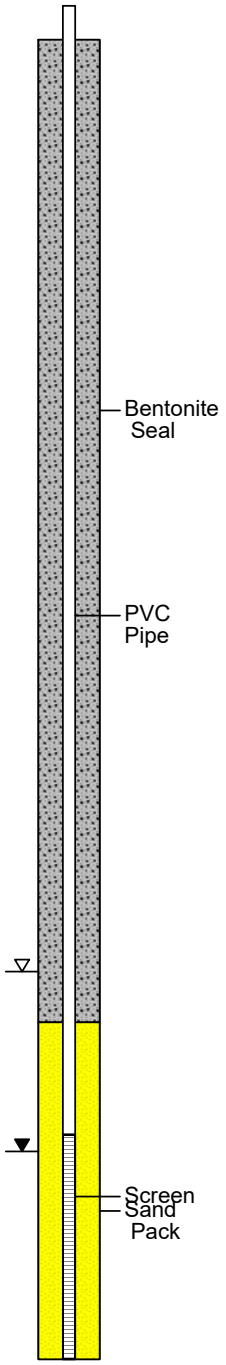

04-02-2019 I:\Indy Environmental\Project Files\AMPHENOL\Work Plans_2018\Off-Site Groundwater Investigation\1Q19 Investigation\TW-17S.BOR

LOG OF BORING TW-18D

Former Amphenol Corporation
980 Hurricane Road
Franklin, IN
EPA ID # IND 044 587 848

Date Completed	: 03/01/2019	Casing Size	: 2"
Drilling Method	: Direct Push	Initial Water Level	: 10.25'
Sampling Method	: Dual Tube	Final Water Level	: 8.35'
Field/Office Logged	: CN/LL	Selected for Analysis	: NA
Hole Diameter	: 2.25"	Drilling Contractor	: EnviroDynamics

Water Levels
- During Drilling - 10.25'
- After Completion - 8.35'

Temp Well: TW-18D
TOC Elev.: 728.11

Depth in feet	USCS	DESCRIPTION	Samples	Total PID (ppm)	Sample Recovery (%)
0	AR	GRAVEL			
1	CL	SANDY CLAY, stiff, moist, brown	1	0.0	100
2			2	0.0	100
3					
4					
5	SP	SAND, medium dense/dense, slightly moist, brown, poorly-sorted, with gravel & fines	3	0.0	100
6					
7		Moist @ 6.75 feet	4	0.0	100
8		Coarse, brown-grey, very moist @ 8 feet Medium to fine grained @ 8.5 feet			
9			5	0.0	100
10	SM	SILTY SAND, wet, coarse, with trace gravel and clay, brown-grey, dense	6	0.0	100
11					
12					
13			7	0.0	100
14					
15	SP	SAND, dense, brown-grey, coarse, wet	8	0.0	100
16					
17		Silty and gravelly @ 17.75 feet	9	0.0	100
18	CL	SILTY CLAY, hard/very stiff, slightly moist, grey, traces of gravel & sand	10	0.0	100
19		Boring completed at 19 feet BGS.			

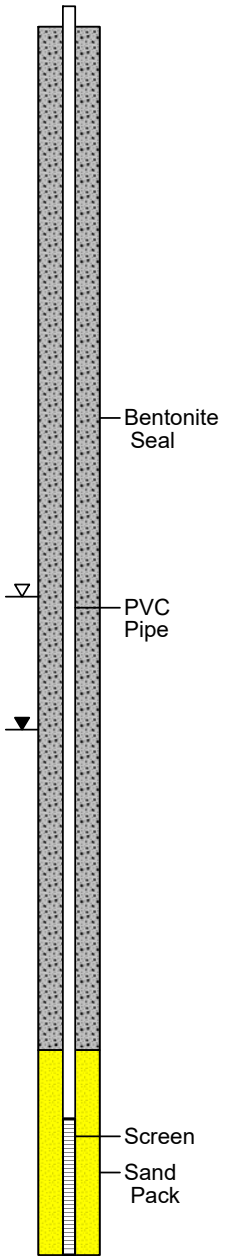

04-15-2019 I:\Indy Environmental\Project Files\AMPHENOL\Work Plans_2018\Off-Site Groundwater Investigation\Boring Logs\TW-18D.BOR

LOG OF BORING TW-18S

Former Amphenol Corporation
980 Hurricane Road
Franklin, IN
EPA ID # IND 044 587 848

Date Completed	: 03/01/2019	Casing Size	: 2"
Drilling Method	: Direct Push	Initial Water Level	: 10.25'
Sampling Method	: Dual Tube	Final Water Level	: 8.30'
Field/Office Logged	: CN/LL	Selected for Analysis	: NA
Hole Diameter	: 2.25"	Drilling Contractor	: EnviroDynamics

Water Levels
- During Drilling - 10.25'
- After Completion - 8.30'

Temp Well: TW-18S
TOC Elev.: 728.13

Depth in feet	USCS	GRAPHIC	DESCRIPTION	Samples	Total PID (ppm)	Total PID (ppm)	Sample Recovery (%)
0	AR		GRAVEL				
	CL		SANDY CLAY, stiff, moist, brown	1		0.0	100
1							
2				2		0.0	100
3							
4				3		0.0	100
5	SP		SAND, medium dense/dense, slightly moist, brown, poorly-sorted, with gravel & fines				
6			Moist @ 6.75 feet	4		0.0	100
7							
8			Coarse, brown-grey, very moist @ 8 feet				
			Medium to fine grained @ 8.5 feet	5		0.0	100
9							
10							

Total PID (ppm): 0 5 10



04-08-2019 I:\Indy Environmental\Project Files\AMPHENOL\Work Plans_2018\Off-Site Groundwater Investigation\1Q19 Investigation\TW-18S.BOR

LOG OF BORING TW-19D

Former Amphenol Corporation
980 Hurricane Road
Franklin, IN
EPA ID # IND 044 587 848

Date Completed	: 03/01/2019	Casing Size	: 2"
Drilling Method	: Direct Push	Initial Water Level	: 10'
Sampling Method	: Dual Tube	Final Water Level	: 9.18'
Field/Office Logged	: CN/LL	Selected for Analysis	: NA
Hole Diameter	: 2.25"	Drilling Contractor	: EnviroDynamics

Water Levels
▼ During Drilling - 10'
▽ After Completion - 9.18'

Temp Well: TW-19D
TOC Elev.: 729.01

Depth in feet	USCS	DESCRIPTION	Samples	Total PID (ppm)	Sample Recovery (%)
0	AR	GRAVEL			
1		No Recovery (Rock pushed)	1	-	25
2					
3			2	-	0
4					
5		SANDY CLAY, stiff, brown, moist	3	0.0	100
6	CL	Very sandy @ 6 feet			
7		SAND, medium dense/dense, slightly moist, brown, poorly-sorted, with gravel & fines	4	0.0	100
8	SP	Moist @ 8 feet			
9			5	0.0	100
10		SILTY SAND, coarse, wet, brown-grey, traces of gravel & clay			
11			6	0.0	100
12					
13		Medium to coarse, less silt @ 15 feet	7	0.0	100
14					
15			8	0.0	100
16	SM				
17			9	0.0	100
18					
19			10	0.0	100
20		Coarse to very coarse @ 20 feet			
21			11	0.0	100
22					
23	CL	SILTY CLAY, hard/very stiff, slightly moist, grey, traces of gravel & sand	12	0.0	100
24		Boring completed at 23.5 feet BGS.			

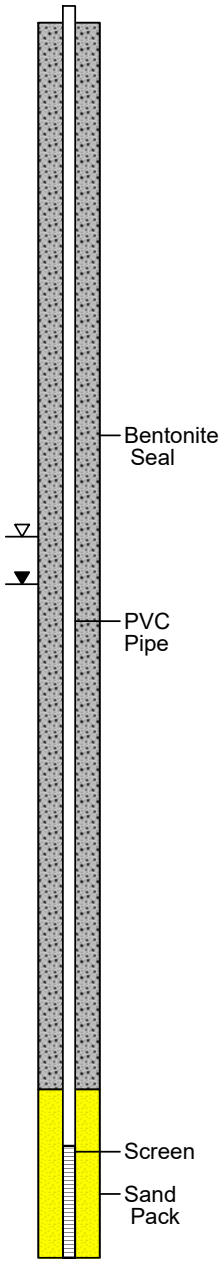

04-15-2019 I:\Indy Environmental\Project Files\AMPHENOL\Work Plans_2018\Off-Site Groundwater Investigation\Boring Logs\TW-19D.BOR

LOG OF BORING TW-19S

Former Amphenol Corporation
980 Hurricane Road
Franklin, IN
EPA ID # IND 044 587 848

Date Completed	: 03/01/2019	Casing Size	: 2"
Drilling Method	: Direct Push	Initial Water Level	: 10'
Sampling Method	: Dual Tube	Final Water Level	: 8.66'
Field/Office Logged	: CN/LL	Selected for Analysis	: NA
Hole Diameter	: 2.25"	Drilling Contractor	: EnviroDynamics

Water Levels
▼ During Drilling - 10'
▽ After Completion - 8.66'

Temp Well: TW-19S
TOC Elev.: 728.64

Depth in feet	USCS	DESCRIPTION	Samples	Total PID (ppm)	Total PID (ppm)	Sample Recovery (%)
0	AR	GRAVEL				
		No Recovery (Rock pushed)	1		-	25
1						
2			2		-	0
3						
4			3		0.0	100
5	CL	SANDY CLAY, stiff, brown, moist Very sandy @ 6 feet				
6			4		0.0	100
7	SP	SAND, medium dense/dense, slightly moist, brown, poorly-sorted, with gravel & fines Moist @ 8 feet				
8			5		0.0	100
9						
10	SM	SILTY SAND, coarse, wet, brown-grey, traces of gravel & clay	6		0.0	100
11						
12						

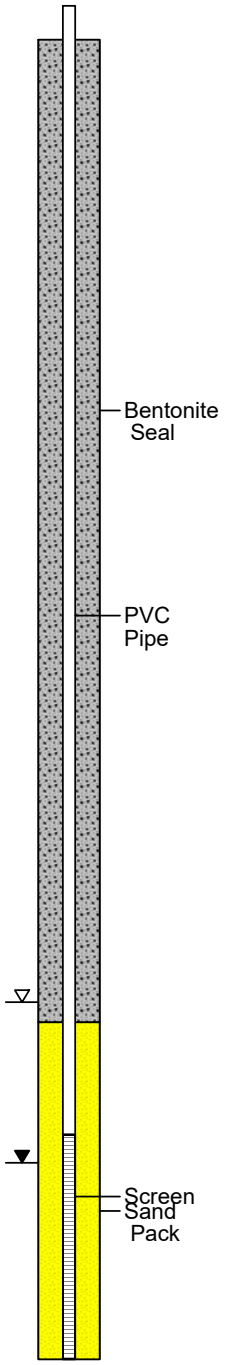

04-15-2019 I:\Indy Environmental\Project Files\AMPHENOL\Work Plans_2018\Off-Site Groundwater Investigation\Boring Logs\TW-19S.BOR

LOG OF BORING TW-20

Former Amphenol Corporation
980 Hurricane Road
Franklin, IN
EPA ID # IND 044 587 848

Date Completed	: 03/01/2019	Casing Size	: 2"
Drilling Method	: Direct Push	Initial Water Level	: 5'
Sampling Method	: Dual Tube	Final Water Level	: 4.23'
Field/Office Logged	: CN/LL	Selected for Analysis	: NA
Hole Diameter	: 2.25"	Drilling Contractor	: EnviroDynamics

Water Levels
- During Drilling - 5'
- After Completion - 4.23'

Temp Well: TW-20
TOC Elev.: 720.08

Depth in feet	USCS	GRAPHIC	DESCRIPTION	Samples	Total PID (ppm) (0 5 10)	Total PID (ppm)	Sample Recovery (%)
0–2	CL		SILTY CLAY, brown, medium stiff, moist	1		0.0	100
2–5.5	SP		SAND, medium dense/dense, slightly moist, brown, poorly-sorted, with gravel and fines Moist @ 4 feet	2, 3		0.0, 0.0	100, 100
5–5.5	CL		SILTY CLAY, brown, medium stiff, moist				
5.5–6.8	SM		SILTY SAND, fine grained, wet, grey Grades to brown-grey, coarse, medium dense, silty sand				
6.8–8.5	CL		SILTY CLAY, hard/very stiff, slightly moist, grey, traces of gravel & sand	4, 5		0.0, 0.0	100, 100

Boring completed at 8.5 feet BGS.

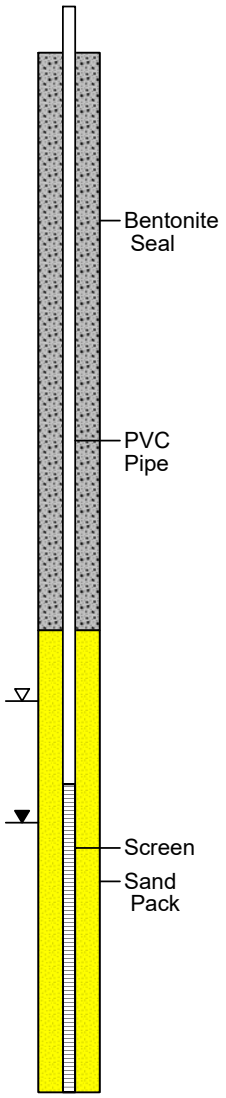

04-15-2019 I:\Indy Environmental\Project Files\AMPHENOL\Work Plans_2018\Off-Site Groundwater Investigation\Boring Logs\TW-20.BOR

LOG OF BORING TW-21

Former Amphenol Corporation
980 Hurricane Road
Franklin, IN
EPA ID # IND 044 587 848

Date Completed	: 03/01/2019	Casing Size	: 2"
Drilling Method	: Direct Push	Initial Water Level	: 3'
Sampling Method	: Dual Tube	Final Water Level	: 3.22'
Field/Office Logged	: CN/LL	Selected for Analysis	: NA
Hole Diameter	: 2.25"	Drilling Contractor	: EnviroDynamics

Water Levels
- During Drilling - 3'
- After Completion - 3.22'

Temp Well: TW-21
TOC Elev.: 718.59

Depth in feet	USCS	GRAPHIC	DESCRIPTION	Samples	Total PID (ppm) (0 5 10)	Total PID (ppm)	Sample Recovery (%)
0–1	CL		SILTY CLAY, medium stiff, brown, moist	1		0.0	100
1–3	SP		SAND, medium dense/dense, slightly moist, brown, poorly-sorted, traces of gravel & fines Moist @ 2.5 feet	2		0.0	100
3–7	SM		SILTY SAND, fine to medium grained, wet, brown Coarse @ 5 feet More gravel and clay @ 6.25 feet	3		0.0	100
7–8	CL		SILTY CLAY, hard/very stiff, slightly moist, grey, traces of gravel & sand	4		0.0	100

Boring completed at 8 feet BGS.

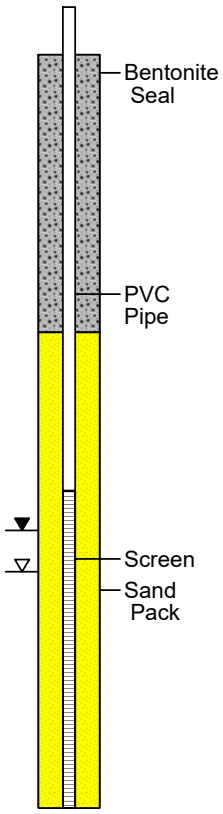

04-15-2019 I:\Indy Environmental\Project Files\AMPHENOL\Work Plans_2018\Off-Site Groundwater Investigation\Boring Logs\TW-21.BOR

LOG OF BORING TW-22

Former Amphenol Corporation
980 Hurricane Road
Franklin, IN
EPA ID # IND 044 587 848

Date Completed	: 03/01/2019	Casing Size	: 2"
Drilling Method	: Direct Push	Initial Water Level	: 7.75'
Sampling Method	: Dual Tube	Final Water Level	: 6.25'
Field/Office Logged	: CN/LL	Selected for Analysis	: NA
Hole Diameter	: 2.25"	Drilling Contractor	: EnviroDynamics

Water Levels
- During Drilling - 7.75'
- After Completion - 6.25'

Temp Well: TW-22
TOC Elev.: 720.84

Depth in feet	USCS	DESCRIPTION	Samples	Total PID (ppm)	Sample Recovery (%)
0	CL	SILTY CLAY, brown, medium stiff, moist			
		No Recovery (Rock pushed)			
1			1	0.0	100
2			2	-	0
3					
4					
5	CL	SANDY CLAY, brown, medium stiff, moist	3	0.0	100
6					
7			4	0.0	100
	SP	SAND, medium dense/dense, slightly moist, brown, poorly-sorted, with gravel and fines			
8	SM	SILTY SAND, coarse to medium grained, wet, traces of gravel			
9			5	0.0	100
10		Coarse, brown-grey, with traces of gravel & silt @ 10 feet			
11			6	0.0	100
12	CL	SILTY CLAY, hard/very stiff, slightly moist, grey, traces of gravel & sand	7	0.0	100
13		Boring completed at 13 feet BGS.			

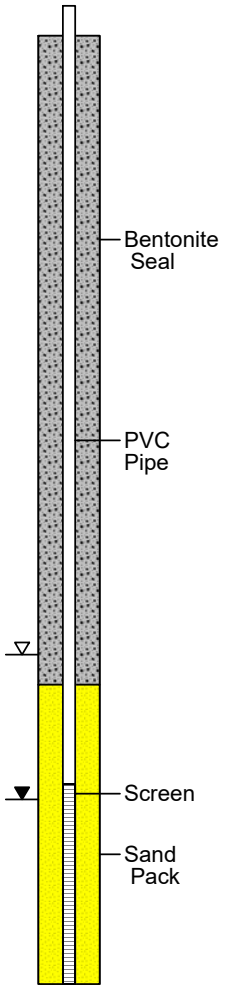

04-15-2019 I:\Indy Environmental\Project Files\AMPHENOL\Work Plans_2018\Off-Site Groundwater Investigation\Boring Logs\TW-22.BOR

LOG OF BORING TW-23

Former Amphenol Corporation
980 Hurricane Road
Franklin, IN
EPA ID # IND 044 587 848

Date Completed	: 03/01/2019	Casing Size	: 2"
Drilling Method	: Direct Push	Initial Water Level	: 7.5'
Sampling Method	: Dual Tube	Final Water Level	: 6.78'
Field/Office Logged	: CN/LL	Selected for Analysis	: NA
Hole Diameter	: 2.25"	Drilling Contractor	: EnviroDynamics

Water Levels
- During Drilling - 7.5'
- After Completion - 6.78'

Temp Well: TW-23
TOC Elev.:

Depth in feet	USCS	DESCRIPTION	Samples	Total PID (ppm)	Sample Recovery (%)
0–6	CL	SANDY CLAY	1, 2, 3	0.0	100
6–7.5	SP	SAND, medium grained, moist Very moist @ 7 feet	4	0.0	100
7.5–11	SM	SAND, silty to coarse, wet, brown-grey, traces of gravel & clay	5	0.0	100
11–13	CL	SILTY CLAY, hard/very stiff, slightly moist, grey, traces of gravel & sand	6, 7	0.0	100

Boring completed at 13 feet BGS.

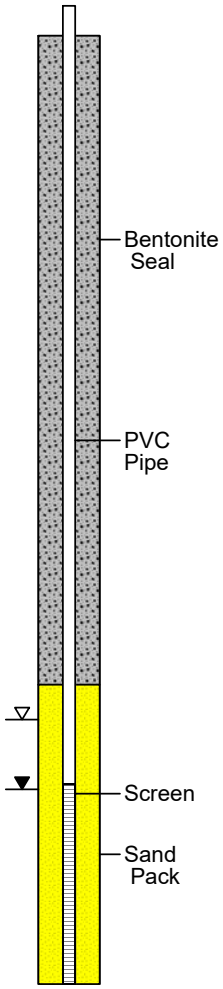

04-15-2019 I:\Indy Environmental\Project Files\AMPHENOL\Work Plans_2018\Off-Site Groundwater Investigation\Boring Logs\TW-23.BOR

LOG OF BORING TW-24

Former Amphenol Corporation
980 Hurricane Road
Franklin, IN
EPA ID # IND 044 587 848

Date Completed	: 03/06/2019	Casing Size	: 2"
Drilling Method	: Direct Push	Initial Water Level	: 5'
Sampling Method	: Dual Tube	Final Water Level	: 4.80'
Field/Office Logged	: CN/LL	Selected for Analysis	: NA
Hole Diameter	: 2.25"	Drilling Contractor	: EnviroDynamics

Water Levels
- During Drilling - 5'
- After Completion - 4.80'

Temp Well: TW-24
TOC Elev.: 720.34

Depth in feet	USCS	DESCRIPTION	Samples	Total PID (ppm)	Sample Recovery (%)
0	CL	SANDY CLAY, brown, medium stiff, moist			
1			1	0.0	100
2					
3			2	0.0	100
4		Very moist, very sandy @ 4.75 feet			
5	SP	SAND, medium dense/dense, wet, brown, poorly-sorted, traces of gravel & fines	3	0.0	100
6	CL	SILTY CLAY, soft-medium stiff, moist, grey, traces of gravel & sand			
7		hard/very stiff, slightly moist @ 7.25 feet	4	0.0	100
8			5	0.0	100
9		Boring completed at 9 feet BGS.			

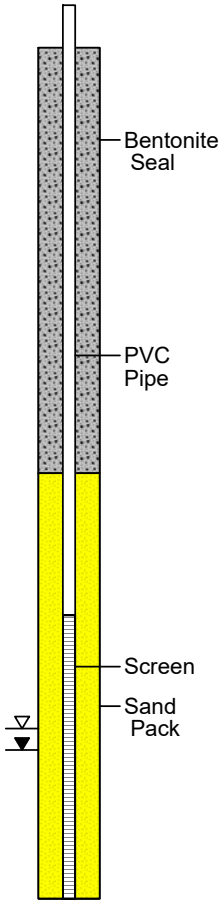

04-15-2019 I:\Indy Environmental\Project Files\AMPHENOL\Work Plans_2018\Off-Site Groundwater Investigation\Boring Logs\TW-24.BOR

LOG OF BORING TW-25

Former Amphenol Corporation
980 Hurricane Road
Franklin, IN
EPA ID # IND 044 587 848

Date Completed	: 03/06/2019	Casing Size	: 2"
Drilling Method	: Direct Push	Initial Water Level	: 3'
Sampling Method	: Dual Tube	Final Water Level	: 3.32'
Field/Office Logged	: CN/LL	Selected for Analysis	: NA
Hole Diameter	: 2.25"	Drilling Contractor	: EnviroDynamics

Water Levels
- During Drilling - 3'
- After Completion - 3.32'

Temp Well: TW-25
TOC Elev.: 720.05

Depth in feet	USCS	GRAPHIC	DESCRIPTION	Samples	Total PID (ppm) (0 5 10)	Total PID (ppm)	Sample Recovery (%)
0	CL		SANDY CLAY, brown, medium stiff, moist	1		0.0	100
1							
2				2		0.0	100
3	SP		SAND, medium dense/dense, wet, brown, poorly-sorted, traces of gravel & fines				
4				3		0.0	100
5	CL		SILTY CLAY, hard/very stiff, slightly moist, grey, traces of gravel & sand				
6				4		0.0	100
7							

Boring completed at 7.5 feet BGS.

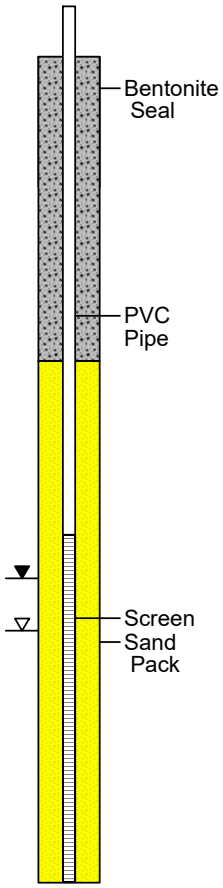

04-15-2019 I:\Indy Environmental\Project Files\AMPHENOL\Work Plans_2018\Off-Site Groundwater Investigation\Boring Logs\TW-25.BOR

LOG OF BORING TW-26D

Former Amphenol Corporation
980 Hurricane Road
Franklin, IN
EPA ID # IND 044 587 848

Date Completed	: 03/04/2019	Casing Size	: 2"
Drilling Method	: Direct Push	Initial Water Level	: 9.5'
Sampling Method	: Dual Tube	Final Water Level	: 8.47'
Field/Office Logged	: CN/LL	Selected for Analysis	: NA
Hole Diameter	: 2.25"	Drilling Contractor	: EnviroDynamics

Water Levels
▼ During Drilling - 9.5'
▽ After Completion - 8.47'

Temp Well: TW-26D
TOC Elev.: 728.11

Depth in feet	USCS	DESCRIPTION	Samples	Total PID (ppm)	Total PID (ppm)	Sample Recovery (%)
0		No Recovery (Rock pushed)				
1			1		-	0
2			2		-	0
3						
4						
5	CL	SANDY CLAY, brown, medium stiff, moist	3		0.0	100
6	SP	SAND, medium dense/dense, slightly moist, brown, poorly sorted, traces of gravel & silt				
7			4		0.0	100
8						
9		Very moist @ 9 - 9.5 feet	5		0.0	100
10	SM	SILTY SAND, coarse, brown-grey, wet, medium dense				
11			6		0.0	100
12						
13			7		0.0	100
14						
15		Gravelly, dense @ 15 feet	8		0.0	100
16						
17	CL	SILTY CLAY, brown, stiff, moist	9		0.0	100
18	CL	SILTY CLAY, hard/very stiff, slightly moist, grey, traces of gravel & sand				

Boring completed at 18 feet BGS.

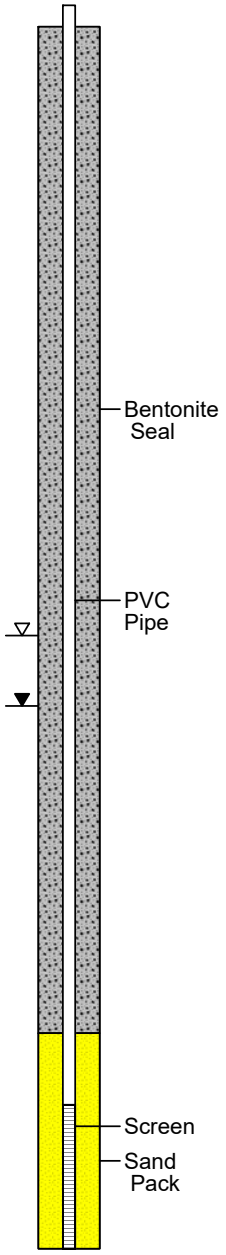

04-15-2019 I:\Indy Environmental\Project Files\AMPHENOL\Work Plans_2018\Off-Site Groundwater Investigation\Boring Logs\TW-26D.BOR

LOG OF BORING TW-26S

Former Amphenol Corporation
980 Hurricane Road
Franklin, IN
EPA ID # IND 044 587 848

Date Completed	: 03/04/2019	Casing Size	: 2"
Drilling Method	: Direct Push	Initial Water Level	: 9.5'
Sampling Method	: Dual Tube	Final Water Level	: 8.78'
Field/Office Logged	: CN/LL	Selected for Analysis	: NA
Hole Diameter	: 2.25"	Drilling Contractor	: EnviroDynamics

Water Levels
- During Drilling - 9.5'
- After Completion - 8.78'

Temp Well: TW-26S
TOC Elev.: 728.43

Depth in feet	USCS	GRAPHIC	DESCRIPTION	Samples	Total PID (ppm)	Total PID (ppm)	Sample Recovery (%)
0			No Recovery (Rock pushed)				
1				1		-	0
2				2		-	0
3							
4							
5	CL		SANDY CLAY, brown, medium stiff, moist	3		0.0	100
	SP		SAND, medium dense/dense, slightly moist, brown, poorly sorted, traces of gravel & silt				
6							
7				4		0.0	100
8							
9			Very moist @ 9 feet	5		0.0	100
	SM		SILTY SAND, coarse, brown-grey, wet, medium dense				
10							
11				6		0.0	100
12							

Total PID (ppm): 0 5 10



04-15-2019 I:\Indy Environmental\Project Files\AMPHENOL\Work Plans_2018\Off-Site Groundwater Investigation\Boring Logs\TW-26S.BOR

LOG OF BORING TW-27

Former Amphenol Corporation
980 Hurricane Road
Franklin, IN
EPA ID # IND 044 587 848

Date Completed	: 03/04/2019	Casing Size	: 2"
Drilling Method	: Direct Push	Initial Water Level	: 10.5'
Sampling Method	: Dual Tube	Final Water Level	: 8.88'
Field/Office Logged	: CN/LL	Selected for Analysis	: NA
Hole Diameter	: 2.25"	Drilling Contractor	: EnviroDynamics

Water Levels
- During Drilling - 10.5'
- After Completion - 8.88'

Temp Well: TW-27
TOC Elev.: 728.36

Depth in feet	USCS	DESCRIPTION	Samples	Total PID (ppm)	Sample Recovery (%)
0–5	CL	SANDY CLAY, medium stiff, brown, moist	1, 2, 3	0.0	100
5–10.5	SP	SAND, medium dense/dense, slightly moist, brown, poorly-sorted, traces of gravel & fines Moist @ 9.5 feet	4, 5	0.0	100
10.5–15	SM	SILTY SAND, brown-grey, wet, traces of gravel & clay, dense	6, 7	0.0	100
15–16.5	CL	SILTY CLAY, hard/very stiff, slightly moist, brown-grey, traces of gravel & sand Grey @ 15.75 feet	8, 9	0.0	100

Boring completed at 16.5 feet BGS.

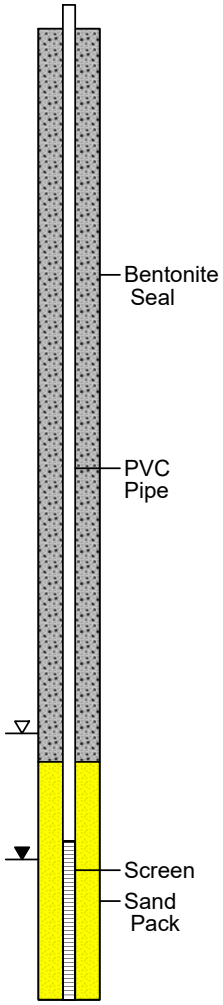

04-15-2019 I:\Indy Environmental\Project Files\AMPHENOL\Work Plans_2018\Off-Site Groundwater Investigation\Boring Logs\TW-27.BOR

LOG OF BORING TW-28D

Former Amphenol Corporation
980 Hurricane Road
Franklin, IN
EPA ID # IND 044 587 848

Date Completed	: 03/04/2019	Casing Size	: 2"
Drilling Method	: Direct Push	Initial Water Level	: 9.75'
Sampling Method	: Dual Tube	Final Water Level	: 8.97'
Field/Office Logged	: CN/LL	Selected for Analysis	: NA
Hole Diameter	: 2.25"	Drilling Contractor	: EnviroDynamics

Water Levels
- During Drilling - 9.75'
- After Completion - 8.97'

Temp Well: TW-28D
TOC Elev.: 728.37

Depth in feet	USCS	GRAPHIC	DESCRIPTION	Samples	Total PID (ppm) (0 5 10)	Total PID (ppm)	Sample Recovery (%)
0–5			No Recovery (Rock pushed)	1		-	0
				2		-	0
				3		0.0	100
5–10	SP		SAND, medium dense/dense, slightly moist, brown, poorly-sorted, traces of gravel & fines	4		0.0	100
			Moist @ 7.5 feet	5		0.0	100
10–15	SM		SILTY SAND, coarse, wet, traces of gravel & clay Very coarse, less silt from 10 - 11 feet	6		0.0	100
				7		0.0	100
				8		0.0	100
15	CL		SILTY CLAY, hard/very stiff, slightly moist, grey, traces of gravel & sand				

Boring completed at 15.0 feet BGS.

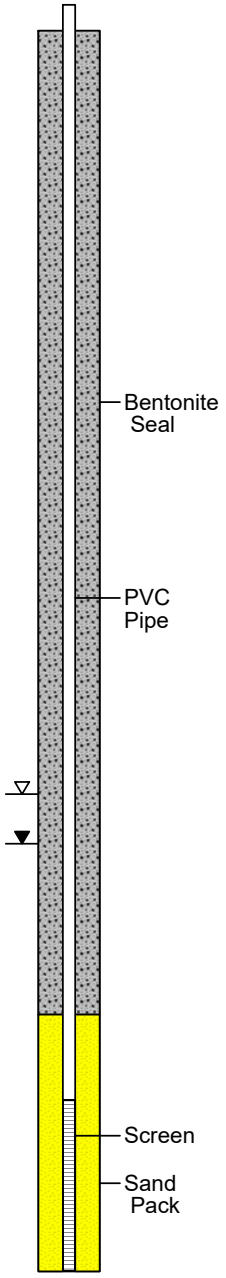

04-15-2019 I:\Indy Environmental\Project Files\AMPHENOL\Work Plans_2018\Off-Site Groundwater Investigation\Boring Logs\TW-28D.BOR

LOG OF BORING TW-28S

Former Amphenol Corporation
980 Hurricane Road
Franklin, IN
EPA ID # IND 044 587 848

Date Completed	: 03/04/2019	Casing Size	: 2"
Drilling Method	: Direct Push	Initial Water Level	: 9.75'
Sampling Method	: Dual Tube	Final Water Level	: 8.95'
Field/Office Logged	: CN/LL	Selected for Analysis	: NA
Hole Diameter	: 2.25"	Drilling Contractor	: EnviroDynamics

Water Levels
▼ During Drilling - 9.75'
▽ After Completion - 8.95'

Temp Well: TW-28S
TOC Elev.: 728.34

Depth in feet	USCS	GRAPHIC	DESCRIPTION	Samples	Total PID (ppm) (0 5 10)	Total PID (ppm)	Sample Recovery (%)
0			No Recovery (Pushed a rock)				
1				1		-	0
2				2		-	0
3							
4							
5			SAND, medium dense/dense, slightly moist, brown, poorly-sorted, traces of gravel & fines	3		0.0	100
6							
7	SP		Moist @ 7.5 feet	4		0.0	100
8							
9				5		0.0	100
10			SILTY SAND, coarse, wet, traces of gravel & clay Very coarse, less silt from 10 - 11 feet				
11	SM			6		0.0	100
12							



04-15-2019 I:\Indy Environmental\Project Files\AMPHENOL\Work Plans_2018\Off-Site Groundwater Investigation\Boring Logs\TW-28S.BOR

LOG OF BORING TW-29D

Former Amphenol Corporation
980 Hurricane Road
Franklin, IN
EPA ID # IND 044 587 848

Date Completed	: 03/04/2019	Casing Size	: 2"
Drilling Method	: Direct Push	Initial Water Level	: 9.75'
Sampling Method	: Dual Tube	Final Water Level	: 8.08'
Field/Office Logged	: CN/LL	Selected for Analysis	: NA
Hole Diameter	: 2.25"	Drilling Contractor	: EnviroDynamics

Water Levels
- During Drilling - 9.75'
- After Completion - 8.08'

Temp Well: TW-29D
TOC Elev.: 727.38

Depth in feet	USCS	DESCRIPTION	Samples	Total PID (ppm)	Sample Recovery (%)
0–5	CL	SANDY CLAY, brown, medium stiff, moist	1, 2, 3	0.0	100
5–10	SP	SAND, medium dense/dense, slightly moist, brown, poorly-sorted, traces of gravel & fines Moist @ 7.5 feet	4, 5	0.0	100
10–15	SM	SILTY SAND, coarse, wet, traces of gravel & clay Very coarse, less silt from 10 - 11 feet	6, 7	0.0	100
15	CL	SILTY CLAY, hard/very stiff, slightly moist, grey, traces of gravel & sand	8	0.0	100

Boring completed at 15.0 feet BGS.

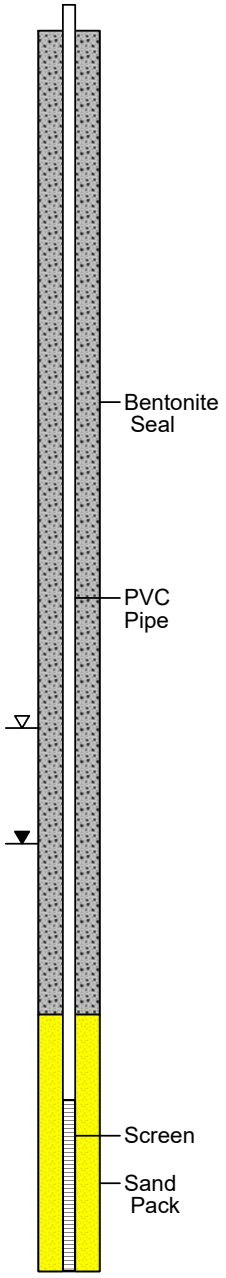

04-15-2019 I:\Indy Environmental\Project Files\AMPHENOL\Work Plans_2018\Off-Site Groundwater Investigation\Boring Logs\TW-29D.BOR

LOG OF BORING TW-29S

Former Amphenol Corporation
980 Hurricane Road
Franklin, IN
EPA ID # IND 044 587 848

Date Completed	: 03/04/2019	Casing Size	: 2"
Drilling Method	: Direct Push	Initial Water Level	: 9.75'
Sampling Method	: Dual Tube	Final Water Level	: 8.00'
Field/Office Logged	: CN/LL	Selected for Analysis	: NA
Hole Diameter	: 2.25"	Drilling Contractor	: EnviroDynamics

Water Levels
- During Drilling - 9.75'
- After Completion - 8.00'

Temp Well: TW-29S
TOC Elev.: 727.29

Depth in feet	USCS	DESCRIPTION	Samples	Total PID (ppm)	Total PID (ppm)	Sample Recovery (%)
0	CL	SANDY CLAY, brown, medium stiff, moist				
1			1		0.0	100
2			2		0.0	100
3						
4						
5	SP	SAND, medium dense/dense, slightly moist, brown, poorly-sorted, traces of gravel & fines	3		0.0	100
6						
7		Moist @ 7.5 feet	4		0.0	100
8						
9			5		0.0	100
10	SM	SILTY SAND, coarse, wet, traces of gravel & clay Very coarse, less silt from 10 - 11 feet				
11			6		0.0	100
12						



04-15-2019 I:\Indy Environmental\Project Files\AMPHENOL\Work Plans_2018\Off-Site Groundwater Investigation\Boring Logs\TW-29S.BOR

LOG OF BORING TW-30D

Former Amphenol Corporation
980 Hurricane Road
Franklin, IN
EPA ID # IND 044 587 848

Date Completed	: 03/04/2019	Casing Size	: 2"
Drilling Method	: Direct Push	Initial Water Level	: 8'
Sampling Method	: Dual Tube	Final Water Level	: 7.94'
Field/Office Logged	: CN/LL	Selected for Analysis	: NA
Hole Diameter	: 2.25"	Drilling Contractor	: EnviroDynamics

Water Levels
- During Drilling - 8'
- After Completion - 7.94'

Temp Well: TW-30D
TOC Elev.: 727.08

Depth in feet	USCS	DESCRIPTION	Samples	Total PID (ppm)	Sample Recovery (%)
0–5	CL	SANDY CLAY, brown, medium stiff, moist	1, 2, 3	0.0	100
5–8	SP	SAND, medium dense/dense, slightly moist, brown, poorly-sorted, with gravel & fines	4	0.0	100
8–12.5	SM	SILTY SAND, coarse, wet, traces of gravel & clay	5, 6	0.0	100
12.5–13	CL	SILTY CLAY, brown, stiff, moist	7	0.0	100
13	SM	SILTY SAND, coarse, wet, traces of gravel and clay			
13–15	CL	SILTY CLAY, hard/very stiff, slightly moist, grey, traces of gravel & sand	8	0.0	100

Boring completed at 15.0 feet BGS.

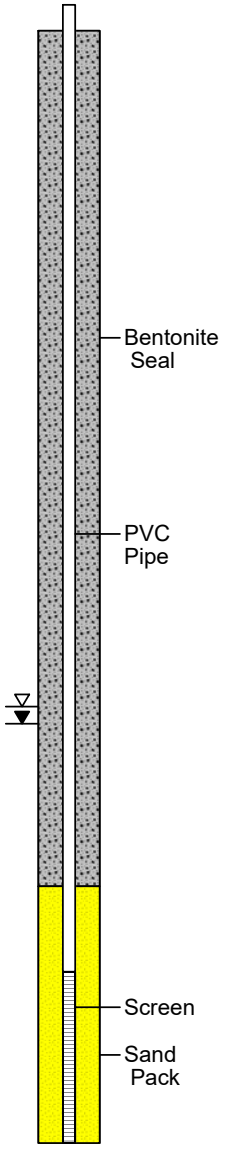

04-15-2019 I:\Indy Environmental\Project Files\AMPHENOL\Work Plans_2018\Off-Site Groundwater Investigation\Boring Logs\TW-30.BOR

LOG OF BORING TW-30D

Former Amphenol Corporation
980 Hurricane Road
Franklin, IN
EPA ID # IND 044 587 848

Date Completed	: 03/04/2019	Casing Size	: 2"
Drilling Method	: Direct Push	Initial Water Level	: 8'
Sampling Method	: Dual Tube	Final Water Level	: 7.94'
Field/Office Logged	: CN/LL	Selected for Analysis	: NA
Hole Diameter	: 2.25"	Drilling Contractor	: EnviroDynamics

Water Levels
- During Drilling - 8'
- After Completion - 7.94'

Temp Well: TW-30D
TOC Elev.: 727.08

Depth in feet	USCS	DESCRIPTION	Samples	Total PID (ppm)	Sample Recovery (%)
0–5	CL	SANDY CLAY, brown, medium stiff, moist	1, 2, 3	0.0	100
5–8	SP	SAND, medium dense/dense, slightly moist, brown, poorly-sorted, with gravel & fines	4	0.0	100
8–12.5	SM	SILTY SAND, coarse, wet, traces of gravel & clay	5, 6	0.0	100
12.5–13	CL	SILTY CLAY, brown, stiff, moist	7	0.0	100
13	SM	SILTY SAND, coarse, wet, traces of gravel and clay			
13–15	CL	SILTY CLAY, hard/very stiff, slightly moist, grey, traces of gravel & sand	8	0.0	100

Boring completed at 15.0 feet BGS.

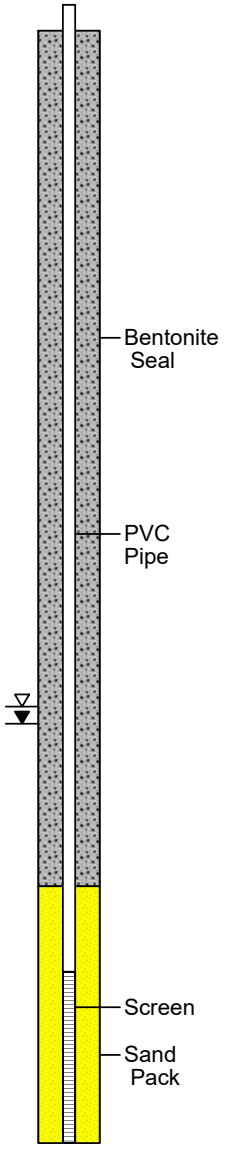

04-15-2019 I:\Indy Environmental\Project Files\AMPHENOL\Work Plans_2018\Off-Site Groundwater Investigation\Boring Logs\TW-30.BOR

LOG OF BORING TW-30S

Former Amphenol Corporation
980 Hurricane Road
Franklin, IN
EPA ID # IND 044 587 848

Date Completed	: 03/04/2019	Casing Size	: 2"
Drilling Method	: Direct Push	Initial Water Level	: 8'
Sampling Method	: Dual Tube	Final Water Level	: 8.05'
Field/Office Logged	: CN/LL	Selected for Analysis	: NA
Hole Diameter	: 2.25"	Drilling Contractor	: EnviroDynamics

Water Levels
- During Drilling - 8'
- After Completion - 8.05'

Temp Well: TW-30S
TOC Elev.: 727.21

Depth in feet	USCS	DESCRIPTION	Samples	Total PID (ppm)	Sample Recovery (%)
0–5	CL	SANDY CLAY, brown, medium stiff, moist	1	0.0	100
			2	0.0	100
			3	0.0	100
5–8	SP	SAND, medium dense/dense, slightly moist, brown, poorly-sorted, with gravel & fines	4	0.0	100
8–10	SM	SILTY SAND, coarse, wet, traces of gravel & clay	5	0.0	100

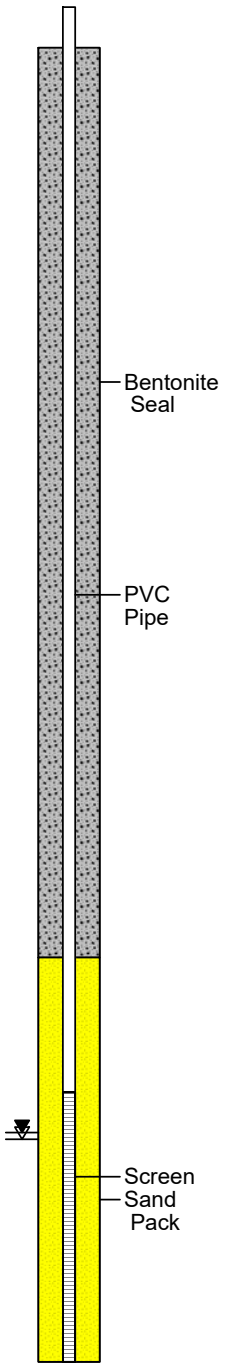

04-15-2019 I:\Indy Environmental\Project Files\AMPHENOL\Work Plans_2018\Off-Site Groundwater Investigation\Boring Logs\TW-30S.BOR

LOG OF BORING TW-31

Former Amphenol Corporation
980 Hurricane Road
Franklin, IN
EPA ID # IND 044 587 848

Date Completed	: 03/04/2019	Casing Size	: 2"
Drilling Method	: Direct Push	Initial Water Level	: 8.5'
Sampling Method	: Dual Tube	Final Water Level	: 7.28'
Field/Office Logged	: CN/LL	Selected for Analysis	: NA
Hole Diameter	: 2.25"	Drilling Contractor	: EnviroDynamics

Water Levels
- During Drilling - 8.5'
- After Completion - 7.28'

Temp Well: TW-31
TOC Elev.: 726.36

Depth in feet	USCS	DESCRIPTION	Samples	Total PID (ppm)	Sample Recovery (%)
0–4.8	CL	SANDY CLAY, brown, medium stiff, moist	1, 2, 3	0.0	100
4.8–10	SP	SAND, medium dense/dense, slightly moist, brown, poorly-sorted, traces of gravel & fines Wet, medium grained, poorly sorted @ 8.5 feet	4, 5	0.0	100
10–13	SM	SILTY SAND, coarse, wet, traces of gravel & clay, brown-grey	6	0.0	100
13–14	CL	SILTY CLAY, brown, stiff, moist	7	0.0	100
14–15	CL	SILTY CLAY, hard/very stiff, slightly moist, grey, traces of gravel & sand	8	0.0	100

Boring completed at 15.0 feet BGS.

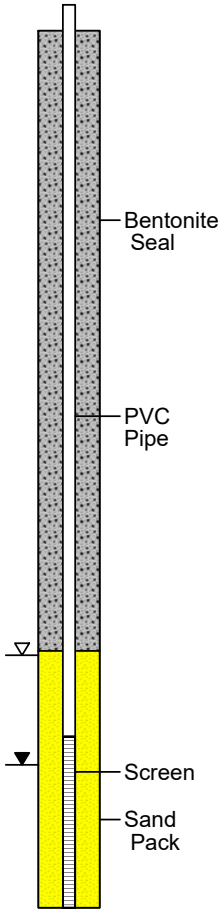

04-15-2019 I:\Indy Environmental\Project Files\AMPHENOL\Work Plans_2018\Off-Site Groundwater Investigation\Boring Logs\TW-31.BOR

LOG OF BORING TW-32D

Former Amphenol Corporation
980 Hurricane Road
Franklin, IN
EPA ID # IND 044 587 848

Date Completed	: 06/26/2019	Casing Size	: 2"
Drilling Method	: Direct Push	Initial Water Level	: 7.0'
Sampling Method	: Dual Tube	Final Water Level	:
Field/Office Logged	: CN/LL	Selected for Analysis	: NA
Hole Diameter	: 2.25"	Drilling Contractor	: EnviroDynamics

Water Levels
During Drilling - 8.5'
After Completion - 7.28'

Temp Well: TW-32D
TOC Elev.:

Depth in feet	USCS	DESCRIPTION	Samples	Total PID (ppm)	Sample Recovery (%)
0	CL	TOPSOIL			
1	SP	SAND, medium dense/dense, slightly moist, brown, poorly-sorted, traces of gravel & fines	1	0.1	100
2		No Recovery due to rock	2		
3					
4			3		
5					
6					
7	SP	SAND, medium dense/dense, wet- very moist, brown, poorly-sorted, with gravel & fines	4	0.1	100
8					
9			5	0.1	100
10					
11			6	0.1	100
12	CL	SILTY CLAY, hard/very stiff, slightly moist, grey, traces of gravel & sand			
13			7	0.1	100
14			8	0.1	100
15		Boring completed at 15.0 feet BGS.			

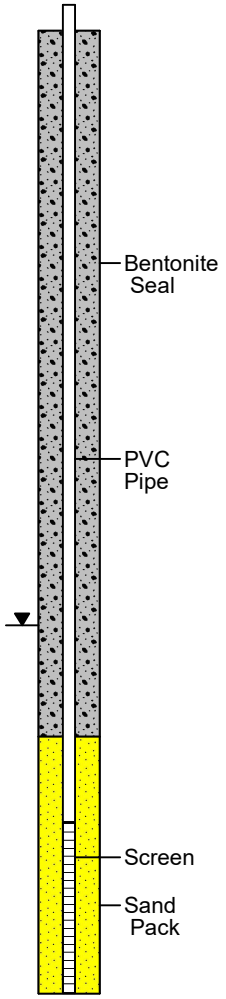

07-15-2019 I:\Indy Environmental\Project Files\AMPHENOL\Work Plans_2018\Off-Site Groundwater Investigation\Boring Logs\TW-32.BOR

LOG OF BORING TW-32S

Former Amphenol Corporation
980 Hurricane Road
Franklin, IN
EPA ID # IND 044 587 848

Date Completed	: 06/26/2019	Casing Size	: 2"
Drilling Method	: Direct Push	Initial Water Level	: 7.0'
Sampling Method	: Dual Tube	Final Water Level	:
Field/Office Logged	: CN/LL	Selected for Analysis	: NA
Hole Diameter	: 2.25"	Drilling Contractor	: EnviroDynamics

Water Levels
- During Drilling - 8.5'
- After Completion - 7.28'

Temp Well: TW-32S
TOC Elev.:

Depth in feet	USCS	DESCRIPTION	Samples	Total PID (ppm)	Sample Recovery (%)
0	CL	TOPSOIL			
	SP	SAND, medium dense/dense, slightly moist, brown, poorly-sorted, traces of gravel & fines	1	0.1	100
1		No Recovery due to rock			
2			2		
3					
4			3		
5					
6			4	0.1	100
7	SP	SAND, medium dense/dense, wet- very moist, brown, poorly-sorted, with gravel & fines			
8			5	0.1	100
9		Boring completed at 8.75 feet BGS.			

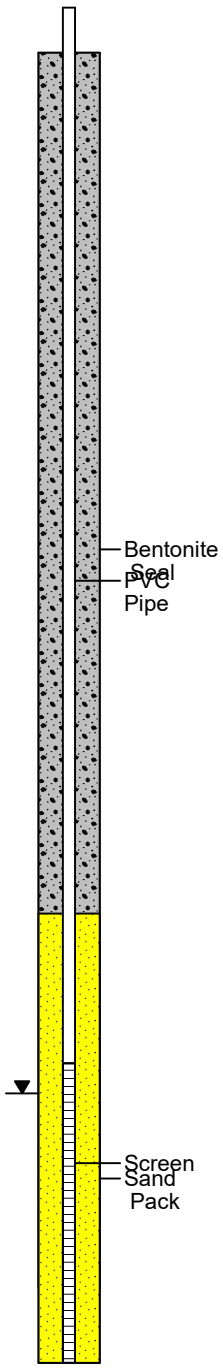

07-15-2019 I:\Indy Environmental\Project Files\AMPHENOL\Work Plans_2018\Off-Site Groundwater Investigation\Boring Logs\TW-32S.BOR

LOG OF BORING TW-33D

Former Amphenol Corporation
980 Hurricane Road
Franklin, IN
EPA ID # IND 044 587 848

Date Completed	: 06/26/2019	Casing Size	: 2"
Drilling Method	: Direct Push	Initial Water Level	: 7.75'
Sampling Method	: Dual Tube	Final Water Level	:
Field/Office Logged	: CN/LL	Selected for Analysis	: NA
Hole Diameter	: 2.25"	Drilling Contractor	: EnviroDynamics

Water Levels
During Drilling - 8.5'
After Completion - 7.28'

Temp Well: TW-33D
TOC Elev.:

Depth in feet	USCS	DESCRIPTION	Samples	Total PID (ppm)	Sample Recovery (%)
0	CL	TOPSOIL, FILL, with glass			
1	SP	SAND, medium dense/dense, slightly moist, brown, poorly-sorted, traces of gravel & fines	1	0.0	100
2		No Recovery due to rock	2		
3					
4			3		
5					
6			4		
7					
8	SP	SAND, dense, very moist, brown, poorly-sorted, with gravel & fines			
9			5	0.0	100
	CL	SILTY CLAY, medium stiff-stiff, moist, brown-grey			
10	SP	SAND, medium dense, wet, grey-brown, poorly-sorted, with gravel & fines, has some silt			
11		grades to a more coarse sand, medium dense	6	0.0	100
12					
13	CL	SILTY CLAY, hard/very stiff, slightly moist, grey, traces of gravel & sand	7	0.0	100
14		(brown, medium stiff at 13'-14')	8	0.0	100
15		Boring completed at 15.0 feet BGS.			

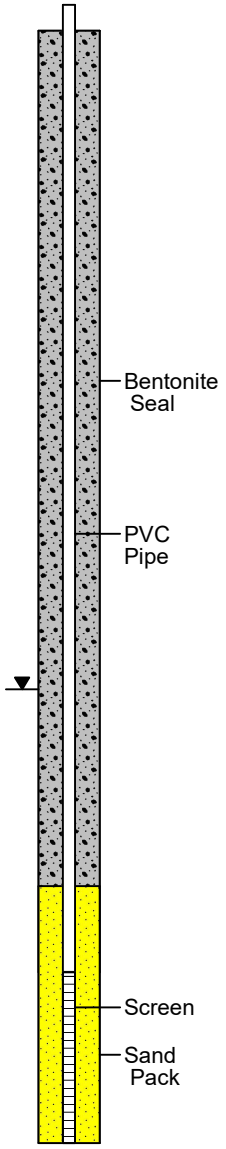

07-15-2019 I:\Indy Environmental\Project Files\AMPHENOL\Work Plans_2018\Off-Site Groundwater Investigation\Boring Logs\TW-33D.BOR

LOG OF BORING TW-33D

Former Amphenol Corporation
980 Hurricane Road
Franklin, IN
EPA ID # IND 044 587 848

Date Completed	: 06/26/2019	Casing Size	: 2"
Drilling Method	: Direct Push	Initial Water Level	: 7.75'
Sampling Method	: Dual Tube	Final Water Level	:
Field/Office Logged	: CN/LL	Selected for Analysis	: NA
Hole Diameter	: 2.25"	Drilling Contractor	: EnviroDynamics

Water Levels
- During Drilling - 8.5'
- After Completion - 7.28'

Temp Well: TW-33D
TOC Elev.:

Depth in feet	USCS	DESCRIPTION	Samples	Total PID (ppm)	Total PID (ppm)	Sample Recovery (%)
0	CL	TOPSOIL, FILL, with glass				
1	SP	SAND, medium dense/dense, slightly moist, brown, poorly-sorted, traces of gravel & fines	1		0.0	100
2		No Recovery due to rock	2			
3						
4			3			
5						
6			4			
7						
8	SP	SAND, dense, very moist, brown, poorly-sorted, with gravel & fines				
9			5		0.0	100
	CL	SILTY CLAY, medium stiff-stiff, moist, brown-grey				
10		Boring Completed at 9.5 feet BGS				

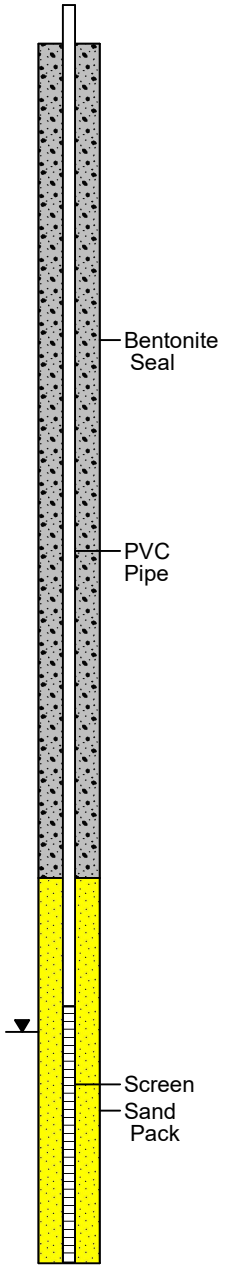

07-15-2019 I:\Indy Environmental\Project Files\AMPHENOL\Work Plans_2018\Off-Site Groundwater Investigation\Boring Logs\TW-33S.BOR

LOG OF BORING TW-34D

Former Amphenol Corporation
980 Hurricane Road
Franklin, IN
EPA ID # IND 044 587 848

Date Completed	: 06/26/2019	Casing Size	: 2"
Drilling Method	: Direct Push	Initial Water Level	: 5.0'
Sampling Method	: Dual Tube	Final Water Level	:
Field/Office Logged	: CN/LL	Selected for Analysis	: NA
Hole Diameter	: 2.25"	Drilling Contractor	: EnviroDynamics

Water Levels
- During Drilling - 8.5'
- After Completion - 7.28'

Temp Well: TW-34D
TOC Elev.:

Depth in feet	USCS	DESCRIPTION	Samples	Total PID (ppm)	Sample Recovery (%)
0	CL	TOPSOIL, FILL,			
1		No Recovery due to rock	1	0.0	100
2			2		
3					
4					
5	SP	SAND, dense, very moist, brown, poorly-sorted, with gravel & fines	3	0.0	100
6		grades to wet, very coarse sand			
7			4	0.0	100
8					
9			5	0.0	100
10					
11			6	0.0	100
12					
13	CL	SILTY CLAY, hard/very stiff, slightly moist, grey, traces of gravel & sand	7	0.0	100
14		Boring completed at 14.0 feet BGS.			

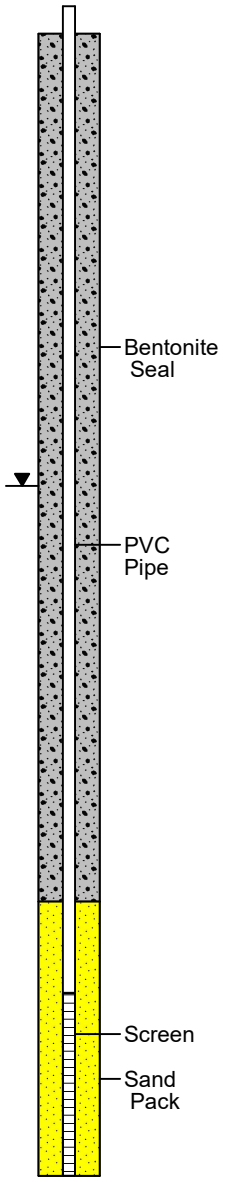

07-15-2019 I:\Indy Environmental\Project Files\AMPHENOL\Work Plans_2018\Off-Site Groundwater Investigation\Boring Logs\TW-34D.BOR

LOG OF BORING TW-34S

Former Amphenol Corporation
980 Hurricane Road
Franklin, IN
EPA ID # IND 044 587 848

Date Completed	: 06/26/2019	Casing Size	: 2"
Drilling Method	: Direct Push	Initial Water Level	: 5.0'
Sampling Method	: Dual Tube	Final Water Level	:
Field/Office Logged	: CN/LL	Selected for Analysis	: NA
Hole Diameter	: 2.25"	Drilling Contractor	: EnviroDynamics

Water Levels
- During Drilling - 8.5'
- After Completion - 7.28'

Temp Well: TW-34S
TOC Elev.:

Depth in feet	USCS	DESCRIPTION	Samples	Total PID (ppm)	Total PID (ppm)	Sample Recovery (%)
0	CL	TOPSOIL, FILL,				
1		No Recovery due to rock	1		0.0	100
2			2			
3						
4						
5	SP	SAND, dense, very moist, brown, poorly-sorted, with gravel & fines grades to wet, very coarse sand	3		0.0	100
6			4		0.0	100
7		Boring completed at 6.75 feet BGS.				

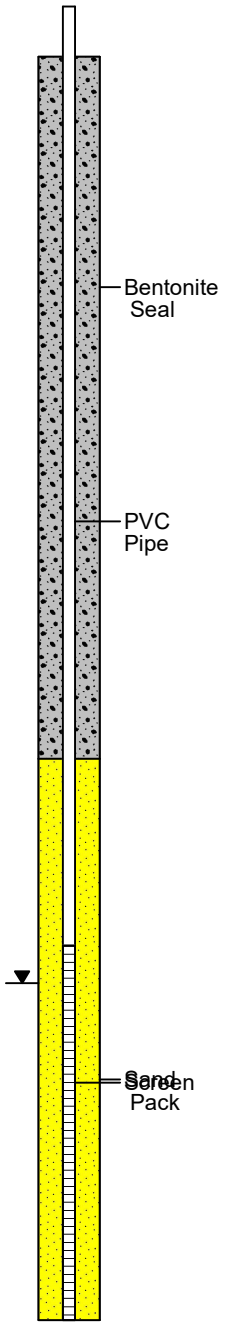

07-15-2019 I:\Indy Environmental\Project Files\AMPHENOL\Work Plans_2018\Off-Site Groundwater Investigation\Boring Logs\TW-34S.BOR

LOG OF BORING TW-35

Former Amphenol Corporation
980 Hurricane Road
Franklin, IN
EPA ID # IND 044 587 848

Date Completed	: 06/26/2019	Casing Size	: 2"
Drilling Method	: Direct Push	Initial Water Level	: 5.75'
Sampling Method	: Dual Tube	Final Water Level	:
Field/Office Logged	: CN/LL	Selected for Analysis	: NA
Hole Diameter	: 2.25"	Drilling Contractor	: EnviroDynamics

Water Levels
- During Drilling - 8.5'
- After Completion - 7.28'

Depth in feet	USCS	GRAPHIC	DESCRIPTION	Samples	Total PID (ppm) (0 5 10)	Total PID (ppm)	Sample Recovery (%)
0	CL		TOPSOIL, FILL, (cinders, grey/black)				
1			No Recovery due to rock	1		0.0	100
2				2			
3							
4							
5	SP		SAND, loose, moist, brown, poorly-sorted, with gravel & fines	3		0.0	100
6	SP		SAND, medium dense/dense, wet-very moist, brown, poorly-sorted, with gravel & fines				
7				4		0.0	100
8							
9				5		0.0	100
10	CL		SILTY CLAY, hard/very stiff, slightly moist, grey, traces of gravel & sand				
11				6		0.0	100
12				7		0.0	100
13			Boring completed at 13.0 feet BGS.				
14							

Temp Well: TW-35
TOC Elev.:

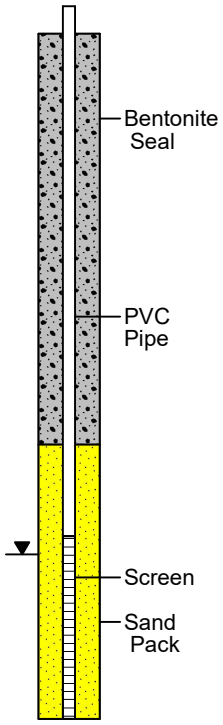

07-15-2019 I:\Indy Environmental\Project Files\AMPHENOL\Work Plans_2018\Off-Site Groundwater Investigation\Boring Logs\TW-35.BOR

LOG OF BORING TW-36D

Former Amphenol Corporation
980 Hurricane Road
Franklin, IN
EPA ID # IND 044 587 848

Date Completed	: 06/26/2019	Casing Size	: 2"
Drilling Method	: Direct Push	Initial Water Level	: 5.5'
Sampling Method	: Dual Tube	Final Water Level	:
Field/Office Logged	: CN/LL	Selected for Analysis	: NA
Hole Diameter	: 2.25"	Drilling Contractor	: EnviroDynamics

Water Levels
During Drilling - 8.5'
After Completion - 7.28'

Temp Well: TW-36D
TOC Elev.:

Depth in feet	USCS	DESCRIPTION	Samples	Total PID (ppm)	Sample Recovery (%)
0	CL	TOPSOIL, FILL,			
		No Recovery due to rock	1	0.0	100
1					
2			2		
3					
4			3	0.0	100
5	SP	SAND, medium dense/dense, slightly moist, brown, poorly-sorted, traces of gravel & fines			
		SAND, loose, wet, brown, poorly-sorted, with gravel & fines,	4	0.0	100
6					
7		coarse-very coarse, some silt @ 8'	5	0.0	100
8	SP				
9			6	0.0	100
10					
11			7	0.0	100
12					
13	CL	SILTY CLAY, hard/very stiff, slightly moist, grey, traces of gravel & sand			
14		Boring completed at 14.0 feet BGS.			

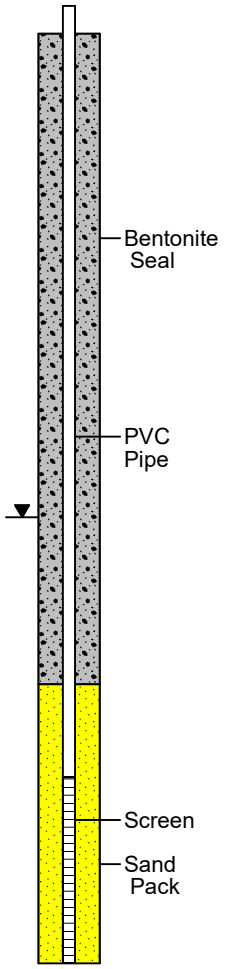

07-15-2019 I:\Indy Environmental\Project Files\AMPHENOL\Work Plans_2018\Off-Site Groundwater Investigation\Boring Logs\TW-36.BOR

LOG OF BORING TW-36S

Former Amphenol Corporation
980 Hurricane Road
Franklin, IN
EPA ID # IND 044 587 848

Date Completed	: 06/26/2019	Casing Size	: 2"
Drilling Method	: Direct Push	Initial Water Level	: 5.5'
Sampling Method	: Dual Tube	Final Water Level	:
Field/Office Logged	: CN/LL	Selected for Analysis	: NA
Hole Diameter	: 2.25"	Drilling Contractor	: EnviroDynamics

Water Levels
- During Drilling - 8.5'
- After Completion - 7.28'

Temp Well: TW-36S
TOC Elev.:

Depth in feet	USCS	GRAPHIC	DESCRIPTION	Samples	Total PID (ppm) (0 5 10)	Total PID (ppm)	Sample Recovery (%)
0	CL		TOPSOIL, FILL,				
			No Recovery due to rock	1		0.0	100
1							
2				2			
3							
4				3		0.0	100
5	SP		SAND, medium dense/dense, slightly moist, brown, poorly-sorted, traces of gravel & fines				
	SP		SAND, loose, wet, brown, poorly-sorted, with gravel & fines,	4			
6							
7							

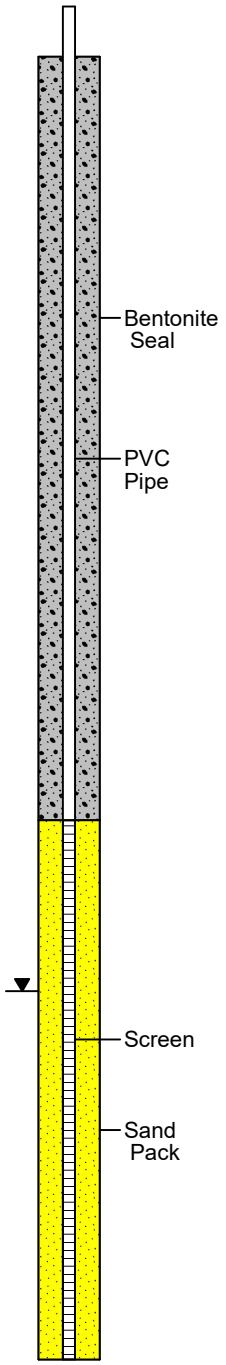

Boring completed at 7.25 feet BGS.

07-15-2019 I:\Indy Environmental\Project Files\AMPHENOL\Work Plans_2018\Off-Site Groundwater Investigation\Boring Logs\TW-36S.BOR

LOG OF BORING TW-37

Former Amphenol Corporation
980 Hurricane Road
Franklin, IN
EPA ID # IND 044 587 848

Date Completed	: 06/26/2019	Casing Size	: 2"
Drilling Method	: Direct Push	Initial Water Level	: 4.25'
Sampling Method	: Dual Tube	Final Water Level	:
Field/Office Logged	: CN/LL	Selected for Analysis	: NA
Hole Diameter	: 2.25"	Drilling Contractor	: EnviroDynamics

Water Levels
- During Drilling - 8.5'
- After Completion - 7.28'

Depth in feet	USCS	GRAPHIC	DESCRIPTION	Samples	Total PID (ppm) (0 5 10)	Total PID (ppm)	Sample Recovery (%)
0	CL		TOPSOIL, FILL,				
1	CL		SANDY CLAY, very sandy,slightly moist, brown	1		0.0	100
2			No Recovery due to rock	2			
4	SP		SAND, medium dense/dense, very moist, brown, poorly-sorted, traces of gravel & fines	3		0.0	100
6				4		0.0	100
8	CL		SILTY CLAY, hard/very stiff, moist, grey, traces of gravel & sand	5		0.0	100
10			Boring completed at 10.0 feet BGS.				

Temp Well: TW-37
TOC Elev.:

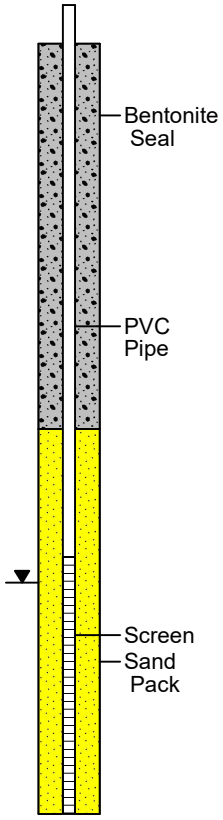

07-15-2019 I:\Indy Environmental\Project Files\AMPHENOL\Work Plans_2018\Off-Site Groundwater Investigation\Boring Logs\TW-37.BOR

LOG OF BORING TW-38D/GP-29

Former Amphenol Corporation
980 Hurricane Road
Franklin, IN
EPA ID # IND 044 587 848

Date Completed	: 9/16/2020	Casing Size	: 2"
Drilling Method	: Direct Push	Initial Water Level	: 7.5'
Sampling Method	: Dual Tube	Final Water Level	: NA
Field/Office Logged	: LL/LL	Selected for Analysis	: *
Hole Diameter	: 2.25"	Drilling Contractor	: EnviroDynamics

Water Levels
▼ During Drilling - 7.5
▽ After Completion - NA

Temp Well: TW-38D
TOC Elev.: 730.67

Depth in feet	USCS	DESCRIPTION	Samples	Total PID (ppb)	Sample Recovery (%)
0	CL	TOPSOIL, brown, dry			
1	CL	CLAY, medium stiff, dry, brown, trace gravel	1	0.0	100
2					
3			2	0.0	100
4					
5		Moist, Sandy	3	0.0	100
6					
7			4	0.0	100
8	CL	SANDY CLAY, soft, very moist, brown, with fines Wet, medium stiff	5	0.0	100
			6	0.0	100
9	SP	SAND, dense, wet, brown, medium grained, poorly sorted	7	0.0	100
10		Fine grained, well sorted, silty	8	0.0	100
			9	0.0	100
11			10	0.0	100
			11	0.0	100
12			12	0.0	100
			13	0.0	100
13		Medium grained, poorly sorted, with gravel & trace silt	14	0.0	100
			15	0.0	100
14			16	0.0*	100
			17	0.0	100
15		Fine to medium grained, well sorted, with silt	18	0.0	100
			19	0.0*	100
16			20	0.0	100
			21	0.0	100
17			22	0.0	100
			23	0.0	100
18	GW	GRAVEL, dense, wet, poorly sorted, with medium to coarse grained sand	24	0.0	100
			25	0.0	100
19	SP	SAND, dense, wet, brown, fine to medium grained, poorly sorted, with coarse gravel	26	0.0	100
			27	0.0	100
20		No gravel observed from 20-20.5 feet BGS	28	0.0	100
			29	0.0*	100
21	CL	SILTY CLAY, very stiff/hard, moist, brown-grey, trace gravel & sand	30	0.0*	100
			31	0.0	100
22			32	0.0	100
			33	0.0	100
23		Boring completed at 23.0 feet BGS.	34	0.0	100

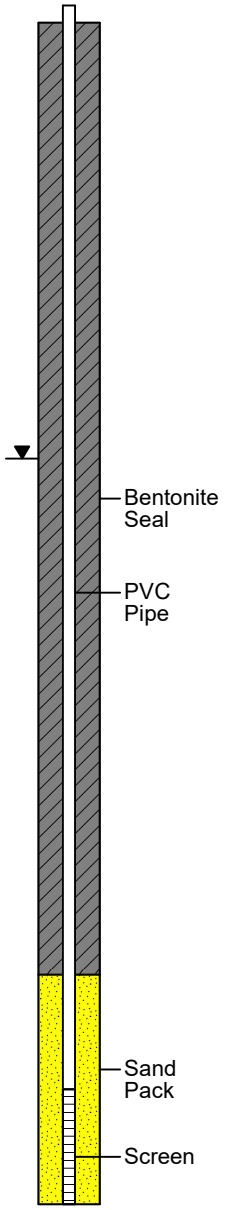

LOG OF BORING TW-38S

Former Amphenol Corporation
980 Hurricane Road
Franklin, IN
EPA ID # IND 044 587 848

Date Completed	: 9/16/2020	Casing Size	: 2"
Drilling Method	: Direct Push	Initial Water Level	: 7.5'
Sampling Method	: Dual Tube	Final Water Level	: NA
Field/Office Logged	: LL/LL	Selected for Analysis	: *
Hole Diameter	: 2.25"	Drilling Contractor	: EnviroDynamics

Water Levels
During Drilling - 7.5
After Completion - NA

Temp Well: TW-38S
TOC Elev.: 730.71

Depth in feet	USCS	DESCRIPTION	Samples	Total PID (ppb)	Sample Recovery (%)
0	CL	TOPSOIL, brown, dry			
1	CL	CLAY, medium stiff, dry, brown, trace gravel	1	0.0	100
2	CL		2	0.0	100
3	CL				
4	CL		3	0.0	100
5	CL	Moist, Sandy			
6	CL		4	0.0	100
7	CL	SANDY CLAY, soft, very moist, brown, with fines Wet, medium stiff			
8	CL		5	0.0	100
			6	0.0	100
9	SP	SAND, dense, wet, brown, medium grained, poorly sorted	7	0.0	100
10	SP	Fine grained, well sorted, silty	8	0.0	100
			9	0.0	100

Total PID (ppb) scale: 0 5 10

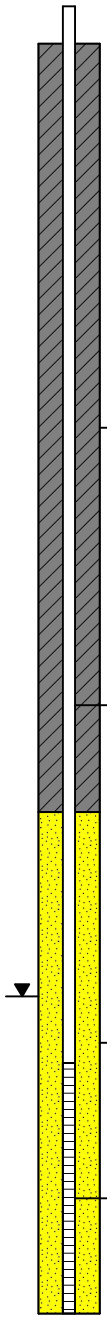

Boring completed at 10.5 feet BGS.

10-27-2020 I:\Indy Environmental\Project Files\AMPHENOL\Work Plans_2018\Off-Site Groundwater Investigation\Boring Logs\TW-38S.BOR

LOG OF BORING TW-39D/GP-30

Former Amphenol Corporation
980 Hurricane Road
Franklin, IN
EPA ID # IND 044 587 848

Date Completed	: 9/16/2020	Casing Size	: 2"
Drilling Method	: Direct Push	Initial Water Level	: 9.25'
Sampling Method	: Dual Tube	Final Water Level	: NA
Field/Office Logged	: LL/LL	Selected for Analysis	: *
Hole Diameter	: 2.25"	Drilling Contractor	: EnviroDynamics

Water Levels
During Drilling - 9.25'
After Completion - NA

Temp Well: TW-39D
TOC Elev.: 730.89

Depth in feet	USCS	DESCRIPTION	Samples	Total PID (ppb)	Sample Recovery (%)
0	CL	TOPSOIL, brown, dry			
1	CL	SILTY CLAY, stiff, dry, brown, trace gravel & sand	1	0.0	100
2					
3			2	0.0	100
4					
5	SP	SAND, moist, brown to gray, loose, trace gravel	3	0.0	100
6					
7			4	0.0	100
8			5	0.0	100
			6	0.0	100
9		Wet, medium grained, dense, gray, well sorted	7	0.0	100
			8	0.0	100
10			9	0.0	100
			10	0.0	100
11		Silty sand lense from 11-11.25 feet BGS	11	0.0*	100
			12	0.0	100
12			13	0.0	100
			14	0.0	100
13			15	0.0	100
			16	0.0	100
14		Coarse grained, with gravel	17	0.0	100
			18	0.0	100
15		Fine to medium grained	19	0.0	100
			20	0.0	100
16			21	0.0	100
			22	0.0	100
17			23	0.0	100
		Silty sand lense from 17.5-18 feet BGS	24	0.0*	100
18	SW	SAND, wet, brown, medium to coarse grained, dense, poorly sorted	25	0.0*	100
			26	0.0*	100
19	CL	SILTY CLAY, very stiff/hard, dry, brown-gray	27	0.0*	100
20			28	0.0	100

Boring completed at 20.0 feet BGS.

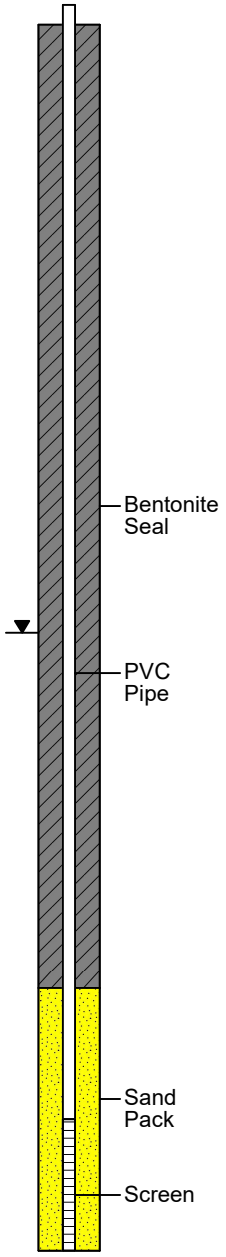

10-27-2020 I:\Indy Environmental\Project Files\AMPHENOL\Work Plans_2018\Off-Site Groundwater Investigation\Boring Logs\TW-39D.BOR

LOG OF BORING TW-39S

Former Amphenol Corporation
980 Hurricane Road
Franklin, IN
EPA ID # IND 044 587 848

Date Completed	: 9/16/2020	Casing Size	: 2"
Drilling Method	: Direct Push	Initial Water Level	: 9.25'
Sampling Method	: Dual Tube	Final Water Level	: NA
Field/Office Logged	: LL/LL	Selected for Analysis	: *
Hole Diameter	: 2.25"	Drilling Contractor	: EnviroDynamics

Water Levels
During Drilling - 9.25'
After Completion - NA

Temp Well: TW-39S
TOC Elev.: 730.83

Depth in feet	USCS	DESCRIPTION	Samples	Total PID (ppb)	Sample Recovery (%)
0	CL	TOPSOIL, brown, dry			
	CL	SILTY CLAY, stiff, dry, brown, trace gravel & sand			
1			1	0.0	100
2					
3			2	0.0	100
4					
5			3	0.0	100
	SP	SAND, moist, brown to gray, loose, trace gravel			
6					
7			4	0.0	100
8			5	0.0	100
			6	0.0	100
9		Wet, medium grained, dense, gray, well sorted	7	0.0	100
			8	0.0	100
10			9	0.0	100
			10	0.0	100
11		Boring completed at 11.0 feet BGS.			

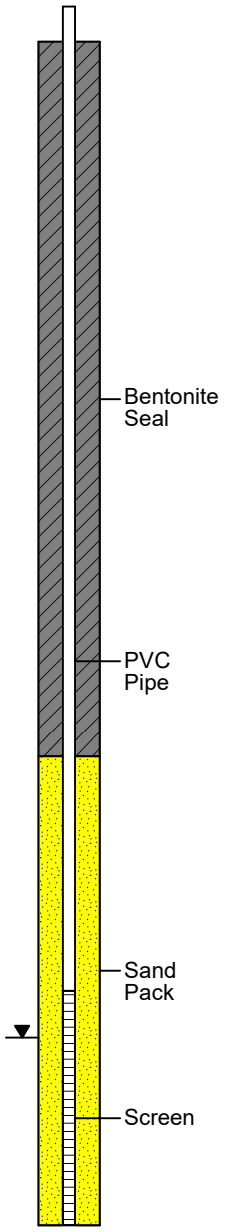

LOG OF BORING TW-40D/GP-31

Former Amphenol Corporation
980 Hurricane Road
Franklin, IN
EPA ID # IND 044 587 848

Date Completed	: 9/16/2020	Casing Size	: 2"
Drilling Method	: Direct Push	Initial Water Level	: 10.5'
Sampling Method	: Dual Tube	Final Water Level	: NA
Field/Office Logged	: LL/LL	Selected for Analysis	: *
Hole Diameter	: 2.25"	Drilling Contractor	: EnviroDynamics

Water Levels
During Drilling - 10.5'
After Completion - NA

Temp Well: TW-40D
TOC Elev.: 731.72

Depth in feet	USCS	DESCRIPTION	Samples	Total PID (ppb)	Sample Recovery (%)
0	CL	TOPSOIL, stiff/hard, dry			
1	CL	CLAY, stiff, dry, brown	1	0.0	100
2	CL		2	0.0	100
4	SC	CLAYEY SAND, dense, moist, brown, trace gravel & sand			
5	SP	SAND, loose, dry, brown, fine grained, well sorted, trace gravel	3	0.0	100
6	SP	Fine to medium grained			
7	SP		4	0.0	100
8	SP		5	0.0	100
	SP		6	0.0	100
9	SP		7	0.0	100
	SP		8	0.0	100
10	SC	CLAYEY SAND, dense, wet, brown, trace gravel	9	0.0	100
	SC		10	0.0	100
11	SC		11	0.0	100
	SC		12	0.0*	100
12		No Recovery from 12-15 feet BGS (Pushed a rock)	13	-	0
			14	-	0
13			15	-	0
			16	-	0
14			17	-	0
			18	-	0
15	SP	SAND, dense, wet, brown, medium to coarse grained, with gravel, silty	19	0.0*	100
	SP		20	0.0	100
16	SP	Medium dense, black staining	21	0.0	100
	SP		22	0.0	100
17	SP		23	0.0	100
	SP		24	0.0*	100
18	CL	SILTY CLAY, stiff, moist to wet, black, trace sand	25	0.0*	100
	CL	Moist to dry, brown-gray, trace gravel & sand	26	0.0	100
19	CL		27	0.0	100
	CL		28	0.0	100
20		Boring completed at 20.0 feet BGS.			

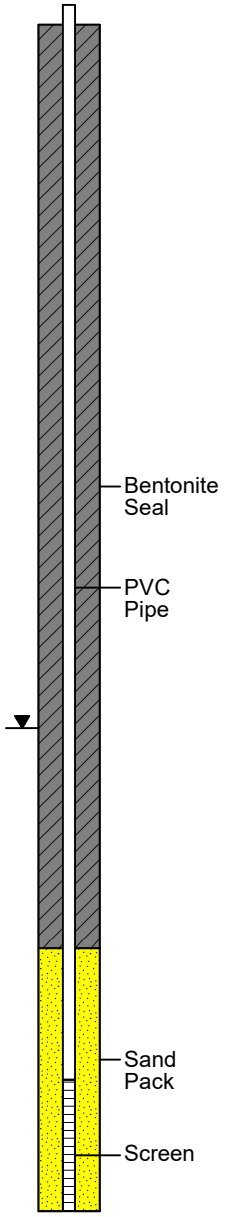

10-27-2020 I:\Indy Environmental\Project Files\AMPHENOL\Work Plans_2018\Off-Site Groundwater Investigation\Boring Logs\TW-40D.BOR

LOG OF BORING TW-40S

Former Amphenol Corporation
980 Hurricane Road
Franklin, IN
EPA ID # IND 044 587 848

Date Completed	: 9/16/2020	Casing Size	: 2"
Drilling Method	: Direct Push	Initial Water Level	: 10.5'
Sampling Method	: Dual Tube	Final Water Level	: NA
Field/Office Logged	: LL/LL	Selected for Analysis	: *
Hole Diameter	: 2.25"	Drilling Contractor	: EnviroDynamics

Water Levels
During Drilling - 10.5'
After Completion - NA

Temp Well: TW-40S
TOC Elev.: 731.69

Depth in feet	USCS	DESCRIPTION	Samples	Total PID (ppb)	Sample Recovery (%)
0	CL	TOPSOIL, stiff/hard, dry			
1	CL	CLAY, stiff, dry, brown	1	0.0	100
2	CL		2	0.0	100
3					
4	SC	CLAYEY SAND, dense, moist, brown, trace gravel & sand	3	0.0	100
5	SP	SAND, loose, dry, brown, fine grained, well sorted, trace gravel Fine to medium grained			
6			4	0.0	100
7					
8			5	0.0	100
			6	0.0	100
9			7	0.0	100
			8	0.0	100
10	SC	CLAYEY SAND, dense, wet, brown, trace gravel	9	0.0	100
			10	0.0	100
11			11	0.0	100
12			12	0.0*	100

Boring completed at 12.0 feet BGS.

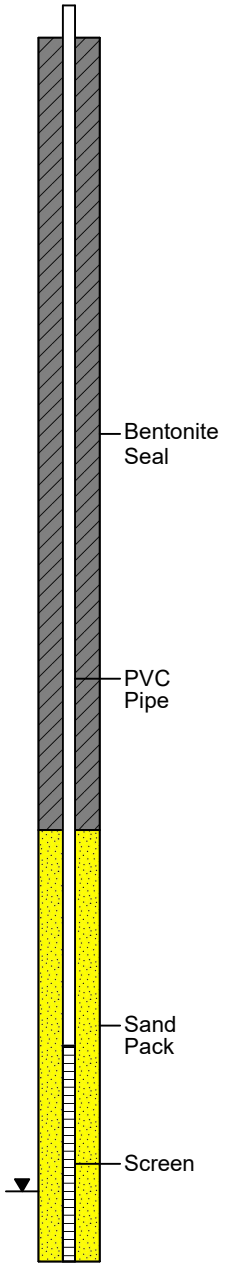

LOG OF BORING TW-41D/GP-32

Former Amphenol Corporation
980 Hurricane Road
Franklin, IN
EPA ID # IND 044 587 848

Date Completed	: 9/16/2020	Casing Size	: 2"
Drilling Method	: Direct Push	Initial Water Level	: 12'
Sampling Method	: Dual Tube	Final Water Level	: NA
Field/Office Logged	: LL/LL	Selected for Analysis	: *
Hole Diameter	: 2.25"	Drilling Contractor	: EnviroDynamics

Water Levels
During Drilling - 12'
After Completion - NA

Temp Well: TW-41D
TOC Elev.: 732.05

Depth in feet	USCS	DESCRIPTION	Samples	Total PID (ppb)	Sample Recovery (%)
0	CL	CLAY, medium stiff, dry, brown, trace gravel & sand			
1	CL	SANDY CLAY, medium stiff, moist, brown	1	0.0	100
2					
3	SP	SAND, loose, dry, gray, fine grained, trace gravel	2	0.0	100
4					
5		Fine to medium grained, poorly sorted	3	0.0	100
6					
7			4	0.0	100
8			5	0.0	100
			6	0.0	100
9		Medium grained, dense, brown, well sorted	7	0.0	100
			8	0.0	100
10		Fine to medium grained, poorly sorted	9	0.0	100
			10	0.0	100
11			11	0.0	100
			12	0.0	100
12		SAND, dense, wet, brown, coarse grained, poorly sorted, with gravel	13	0.0	100
			14	0.0	100
13			15	0.0*	100
			16	0.0	100
14	SW	Less gravel	17	0.0	100
			18	0.0	100
15		Medium to coarse grained	19	0.0	100
			20	0.0*	100
16	SP	SILTY SAND, dense, wet, well sorted	21	0.0*	100
	SW	SAND, dense, wet, medium to coarse grained, poorly sorted, with gravel	22	0.0	100
17			23	0.0	100
			24	0.0	100
18			25	0.0*	100
			26	0.0*	100
19	CL	SILTY CLAY, hard, dry, gray, trace gravel & sand	27	0.0*	100
20			28	0.0	100

Boring completed at 20.0 feet BGS.

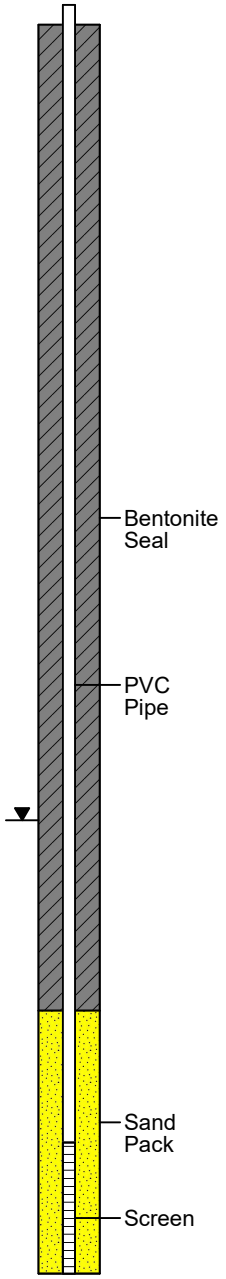

10-27-2020 I:\Indy Environmental\Project Files\AMPHENOL\Work Plans_2018\Off-Site Groundwater Investigation\Boring Logs\TW-41D.BOR

LOG OF BORING TW-41S

Former Amphenol Corporation
980 Hurricane Road
Franklin, IN
EPA ID # IND 044 587 848

Date Completed	: 9/16/2020	Casing Size	: 2"
Drilling Method	: Direct Push	Initial Water Level	: 12'
Sampling Method	: Dual Tube	Final Water Level	: NA
Field/Office Logged	: LL/LL	Selected for Analysis	: *
Hole Diameter	: 2.25"	Drilling Contractor	: EnviroDynamics

Water Levels
- During Drilling - 12'
- After Completion - NA

Temp Well: TW-41S
TOC Elev.: 731.97

Depth in feet	USCS	DESCRIPTION	Samples	Total PID (ppb)	Sample Recovery (%)
0	CL	CLAY, medium stiff, dry, brown, trace gravel & sand			
1	CL	SANDY CLAY, medium stiff, moist, brown	1	0.0	100
2					
3	SP	SAND, loose, dry, gray, fine grained, trace gravel	2	0.0	100
4					
5		Fine to medium grained, poorly sorted	3	0.0	100
6					
7			4	0.0	100
8			5	0.0	100
			6	0.0	100
9		Medium grained, dense, brown, well sorted	7	0.0	100
			8	0.0	100
10		Fine to medium grained, poorly sorted	9	0.0	100
			10	0.0	100
11			11	0.0	100
12			12	0.0	100
	SW	SAND, dense, wet, brown, coarse grained, poorly sorted, with gravel	13	0.0	100
13			14	0.0	100
			15	0.0*	100

Boring completed at 13.5 feet BGS.

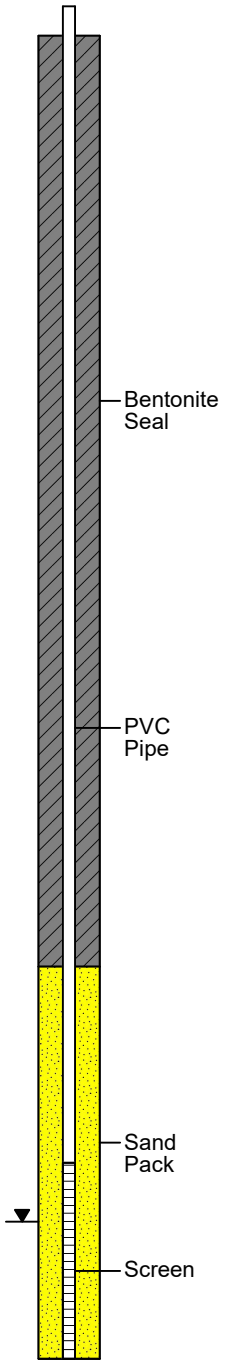

10-27-2020 I:\Indy Environmental\Project Files\AMPHENOL\Work Plans_2018\Off-Site Groundwater Investigation\Boring Logs\TW-41S.BOR

LOG OF BORING TW-42D/GP-33

Former Amphenol Corporation
980 Hurricane Road
Franklin, IN
EPA ID # IND 044 587 848

Date Completed	: 9/16/2020	Casing Size	: 2"
Drilling Method	: Direct Push	Initial Water Level	: 14.5'
Sampling Method	: Dual Tube	Final Water Level	: NA
Field/Office Logged	: LL/LL	Selected for Analysis	: *
Hole Diameter	: 2.25"	Drilling Contractor	: EnviroDynamics

Water Levels
During Drilling - 14.5'
After Completion - NA

Temp Well: TW-42D
TOC Elev.: 735.11

Depth in feet	USCS	DESCRIPTION	Samples	Total PID (ppb)	Sample Recovery (%)
0–1	CL	CLAY, medium stiff, dry, brown	1	0.0	100
1–3	CL	SILTY CLAY, hard, moist, brown, trace sand	2	0.0	100
3–5	CL	SANDY CLAY, medium stiff, moist, brown, trace gravel	3	0.0	100
5–14.5	SP	SAND, loose, dry, gray, well sorted, fine grained Dense, medium grained, poorly sorted Loose, fine grained, well sorted	4	0.0	100
			5	0.0	100
			6	0.0	100
			7	0.0	100
			8	0.0	100
14.5–16.5	SW	SAND with gravel, fine to medium grained, dense, wet, brown, poorly sorted Medium grained	9	0.0	100
			10	0.0	100
			11	0.0	100
			12	0.0	100
16.5–19	SP	SAND, fine grained, dense, wet, well sorted	13	0.0*	100
			14	0.0	100
			15	0.0	100
			16	0.0*	100
19–20	SW	SAND, dense, wet, brown, coarse grained, with gravel	17	0.0	100
			18	0.0*	100
	CL	SILTY CLAY, stiff/hard, dry, brown-gray, trace gravel & sand	19	0.0*	100

Boring completed at 20.0 feet BGS.

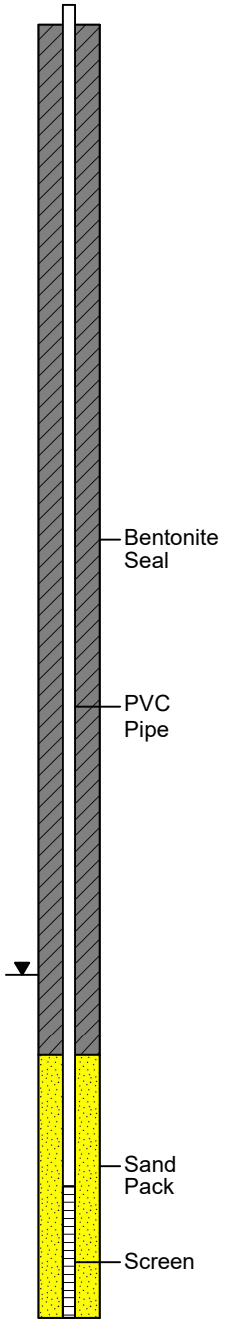

10-27-2020 I:\Indy Environmental\Project Files\AMPHENOL\Work Plans_2018\Off-Site Groundwater Investigation\Boring Logs\TW-42D.BOR

LOG OF BORING TW-42S

Former Amphenol Corporation
980 Hurricane Road
Franklin, IN
EPA ID # IND 044 587 848

Date Completed	: 9/16/2020	Casing Size	: 2"
Drilling Method	: Direct Push	Initial Water Level	: 14.5'
Sampling Method	: Dual Tube	Final Water Level	: NA
Field/Office Logged	: LL/LL	Selected for Analysis	: *
Hole Diameter	: 2.25"	Drilling Contractor	: EnviroDynamics

Water Levels
During Drilling - 14.5'
After Completion - NA

Temp Well: TW-42S
TOC Elev.: 735.19

Depth in feet	USCS	DESCRIPTION	Samples	Total PID (ppb)	Sample Recovery (%)
0–1	CL	CLAY, medium stiff, dry, brown	1	0.0	100
1–2	CL	SILTY CLAY, hard, moist, brown, trace sand			
2–3			2	0.0	100
3–4	CL	SANDY CLAY, medium stiff, moist, brown, trace gravel			
4–5			3	0.0	100
5–6	SP	SAND, loose, dry, gray, well sorted, fine grained			
6–7		Dense, medium grained, poorly sorted			
7–8		Loose, fine grained, well sorted	4	0.0	100
8–9					
9–10			5	0.0	100
10–11					
11–12			6	0.0	100
12–13					
13–14			7	0.0	100
14–15			8	0.0	100
15	SW	SAND with gravel, fine to medium grained, dense, wet, brown, poorly sorted	9	0.0	100
		Medium grained	10	0.0	100

Total PID (ppb) scale: 0 5 10

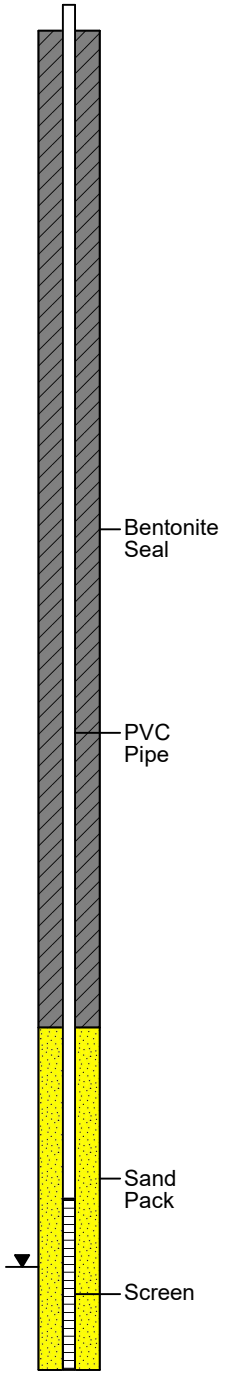

Boring completed at 15.5 feet BGS.

10-27-2020 I:\Indy Environmental\Project Files\AMPHENOL\Work Plans_2018\Off-Site Groundwater Investigation\Boring Logs\TW-42S.BOR

LOG OF BORING TW-43D/GP-34

Former Amphenol Corporation
980 Hurricane Road
Franklin, IN
EPA ID # IND 044 587 848

Date Completed	: 9/17/2020	Casing Size	: 2"
Drilling Method	: Direct Push	Initial Water Level	: 15.25'
Sampling Method	: Dual Tube	Final Water Level	: NA
Field/Office Logged	: LL/LL	Selected for Analysis	: *
Hole Diameter	: 2.25"	Drilling Contractor	: EnviroDynamics

Water Levels
During Drilling - 15.25'
After Completion - NA

Temp Well: TW-43D
TOC Elev.: 735.33

Depth in feet	USCS	DESCRIPTION	Samples	Total PID (ppb)	Sample Recovery (%)
0–4	CL	SILTY CLAY, medium stiff, dry, brown	1	0.0	100
			2	0.0	100
4–5	SC	CLAYEY SAND, dense, moist, brown, with gravel	3	0.0	100
5–11	SP	SAND, loose, dry, brown to gray, fine grained, well sorted	4	0.0	100
			5	0.0	100
			6	0.0	100
11–15	SP	SAND, loose, dry, brown, well sorted, trace gravel	7	0.0	100
			8	0.0	100
			9	0.0	100
15–20	SW	SAND, dense, wet, brown, coarse grained, poorly sorted, with gravel	10	0.0	100
			11	0.0	100
			12	0.0	100
			13	0.0	100
			14	0.0	100
			15	0.0	100
			16	0.0	100
			17	0.0	100
			18	0.0	100
			19	0.0	100
20–21	GW	GRAVEL, dense, gray, wet, poorly sorted	20	0.0	100
			21	0.0	100
			22	0.0	100
21–25	SW	SAND, dense, brown, wet, coarse grained, poorly sorted, trace gravel	23	0.0*	100
			24	0.0	100
			25	0.0	100
		Fine to medium grained	26	0.0	100
			27	42*	100
			28	0.0*	100
25	CL	SILTY CLAY, hard, dry, trace gravel & sand	29	0.0*	100

Boring completed at 25.0 feet BGS.

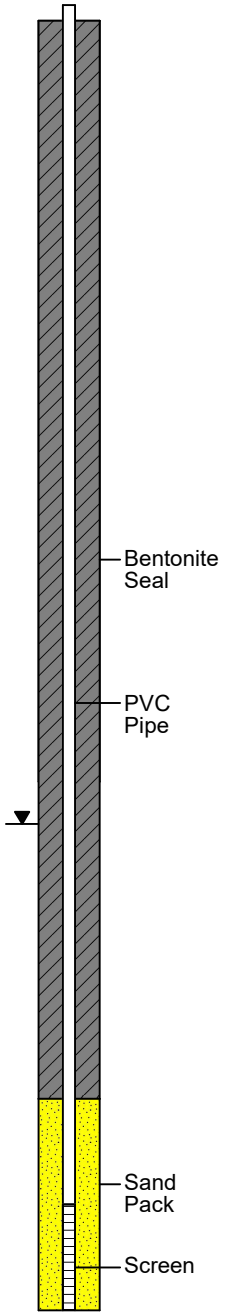

10-27-2020 I:\Indy Environmental\Project Files\AMPHENOL\Work Plans_2018\Off-Site Groundwater Investigation\Boring Logs\TW-43D.BOR

LOG OF BORING TW-43S

Former Amphenol Corporation
980 Hurricane Road
Franklin, IN
EPA ID # IND 044 587 848

Date Completed	: 9/17/2020	Casing Size	: 2"
Drilling Method	: Direct Push	Initial Water Level	: 15.25'
Sampling Method	: Dual Tube	Final Water Level	: NA
Field/Office Logged	: LL/LL	Selected for Analysis	: *
Hole Diameter	: 2.25"	Drilling Contractor	: EnviroDynamics

Water Levels
During Drilling - 15.25'
After Completion - NA

Temp Well: TW-43S
TOC Elev.: 735.27

Depth in feet	USCS	DESCRIPTION	Samples	Total PID (ppb)	Sample Recovery (%)
0–4.5	CL	SILTY CLAY, medium stiff, dry, brown	1	0.0	100
			2	0.0	100
			3	0.0	100
4.5–5	SC	CLAYEY SAND, dense, moist, brown, with gravel			
5–11	SP	SAND, loose, dry, brown to gray, fine grained, well sorted	4	0.0	100
			5	0.0	100
			6	0.0	100
11–15.5	SP	SAND, loose, dry, brown, well sorted, trace gravel	7	0.0	100
			8	0.0	100
			9	0.0	100
			10	0.0	100
15.5–16.5	SW	SAND, dense, wet, brown, coarse grained, poorly sorted, with gravel	11	0.0	100
			12	0.0	100

Boring completed at 16.5 feet BGS.

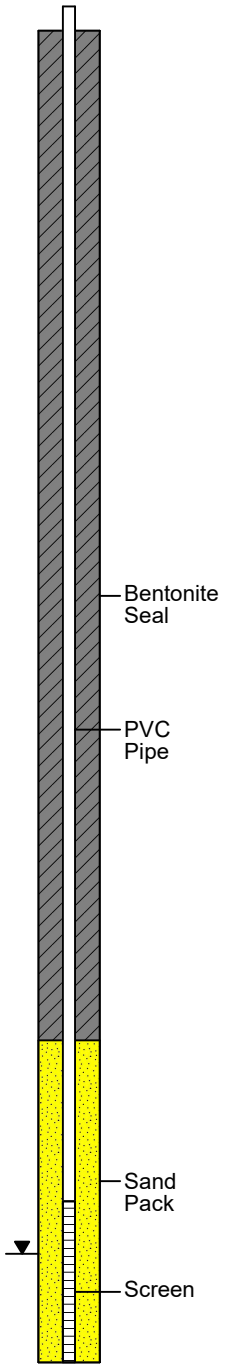

10-27-2020 I:\Indy Environmental\Project Files\AMPHENOL\Work Plans_2018\Off-Site Groundwater Investigation\Boring Logs\TW-43S.BOR

LOG OF BORING TW-59D/GP-83

Former Amphenol Corporation
980 Hurricane Road
Franklin, IN
EPA ID # IND 044 587 848

Date Completed	: 8/9/2021	Casing Size	: 2"
Drilling Method	: Direct Push	Initial Water Level	: 10.5'
Sampling Method	: Dual Tube	Final Water Level	: 10.77'
Field/Office Logged	: LL/LL	Selected for Analysis	: *
Hole Diameter	: 2.25"	Drilling Contractor	: EnviroDynamics

Water Levels
- During Drilling - 10.5'
- After Completion - 10.77'

Surface Elev.: 730.60
TOC Elev.: 730.52

Depth in feet	USCS	DESCRIPTION	Samples	Total PID (ppb)	Sample Recovery (%)
0	AR	ASPHALT/GRAVEL Sub-base			
1	CL	SILTY CLAY, medium stiff, slightly moist, brown, trace gravel & sand	1	25	100
2			2	7	100
3			3	5	100
4			4	0	100
5	SC	CLAYEY SAND, dense, brown, fine-grained			
6					
7					
8	SP	SAND, dry, brown, fine to coarse grained, poorly sorted			
9			5	5	100
10		Slightly moist			
11	SW	SAND, dense, wet, brown, medium to coarse grained, traces of silt, poorly sorted	6	3	100
12					
13			7	0	100
14					
15	SW	GRAVELLY SAND, brown, wet, poorly sorted, coarse grained	8	2	100
16					
17		Fine to medium grained	9	0	100
18					
19			10	1	100
20	SM	SILTY SAND, dense, wet, brown, fine grained, well sorted			
21			11	50*	100
22	GW	GRAVEL, dense, wet, brown to gray, medium to coarse grained			
23			12	17	100
24					
25	SW	GRAVELLY SAND, loose, wet, poorly sorted	13	6*	100
26	CL	SILTY CLAY, medium stiff to hard, moist, brown gray, trace gravel & sand			
27			14	26*	100
28			15	3	100
29		Boring completed at 29.0 feet BGS.			

Total PID (ppb): 0 50 100

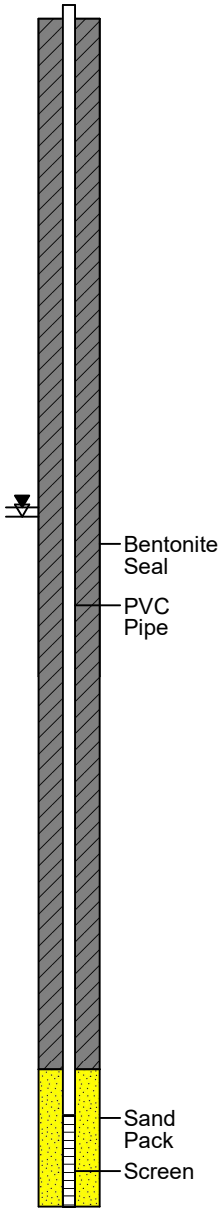

LOG OF BORING TW-59S

Former Amphenol Corporation
980 Hurricane Road
Franklin, IN
EPA ID # IND 044 587 848

Date Completed	: 8/9/2021	Casing Size	: 2"
Drilling Method	: Direct Push	Initial Water Level	: 10.5'
Sampling Method	: Dual Tube	Final Water Level	: 10.86'
Field/Office Logged	: LL/LL	Selected for Analysis	: *
Hole Diameter	: 2.25"	Drilling Contractor	: EnviroDynamics

Water Levels
- During Drilling - 10.5'
- After Completion - 10.86'

Temp Well: TW-59S
TOC Elev.: 730.60

Depth in feet	USCS	DESCRIPTION	Samples	Total PID (ppb)	Sample Recovery (%)
0	AR	ASPHALT/GRAVEL Sub-base			
1	CL	SILTY CLAY, medium stiff, slightly moist, brown, trace gravel & sand	1	25	100
2			2	7	100
3					
4			3	5	100
5	SC	CLAYEY SAND, dense, brown, fine-grained			
6			4	0	100
7	SP	SAND, dry, brown, fine to coarse grained, poorly sorted			
8			5	5	100
9					
10		Slightly moist			
11	SW	SAND, dense, wet, brown, medium to coarse grained, traces of silt, poorly sorted	6	3	100
12			7	0	100
13		Boring completed at 12.5 feet BGS.			

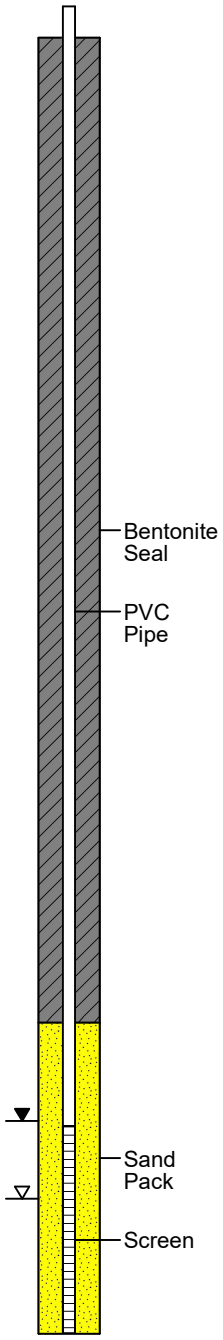

LOG OF BORING TW-60D/GP-84

Former Amphenol Corporation
980 Hurricane Road
Franklin, IN
EPA ID # IND 044 587 848

Date Completed	: 8/9/2021	Casing Size	: 2"
Drilling Method	: Direct Push	Initial Water Level	: 10.75'
Sampling Method	: Dual Tube	Final Water Level	: 11.97'
Field/Office Logged	: LL/LL	Selected for Analysis	: *
Hole Diameter	: 2.25"	Drilling Contractor	: EnviroDynamics

Water Levels
During Drilling - 10.75'
After Completion - 11.97'

Surface Elev.: 732.20
TOC Elev.: 732.19

Depth in feet	USCS	DESCRIPTION	Samples	Total PID (ppb)	Sample Recovery (%)
0	CL	TOPSOIL			
1	CL	SILTY CLAY, medium stiff, moist, brown, trace fine gravel	1	0.0	100
2					
3			2	0.0	100
4					
5	SC	CLAYEY SAND, dense, moist, brown, fine grained, trace gravel	3	0.0	100
6	SP	SAND, dry, brown, fine grained, well sorted Fine to medium grained, trace gravel			
7			4	0.0	100
8					
9			5	0.0	100
10		With coarse gravel			
11	SW	GRAVELLY SAND, brown, poorly sorted, wet, with silt	6	0.0	100
12					
13	SP	SAND, dense, wet, brown, well sorted, fine grained	7	0.0	100
14					
15	SW	GRAVELLY SAND, dense, wet, medium to coarse grained, with silt, poorly sorted	8	0.0	100
16					
17		Increase in fine grained sand content from 17.5 - 19 feet BGS	9	0.0	100
18					
19	SP	SAND, dense, wet, brown, fine grained, well sorted	10	0.0	100
20		Fine to medium grained			
21			11	0.0	100
22	SW	GRAVELLY SAND, dense, wet, brown, coarse grained, poorly sorted			
	SP	SAND, dense, wet, brown, fine grained, well sorted			
23	CL	SILTY CLAY, moist, stiff, brown gray	12	0.0*	100
24			13	0.0	100
25		Boring completed at 24.5 feet BGS.			

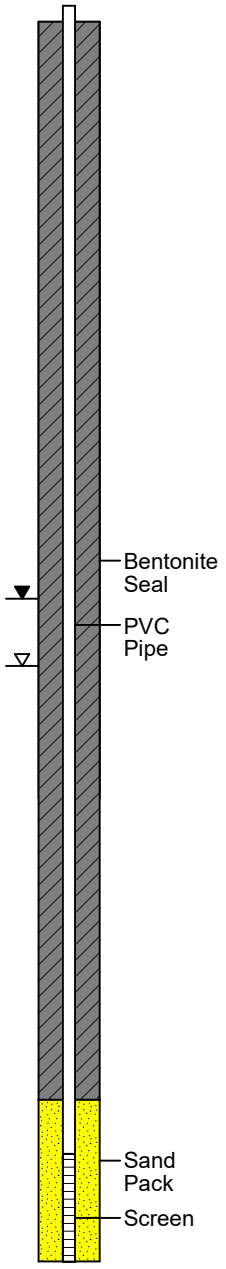

LOG OF BORING TW-60S

Former Amphenol Corporation
980 Hurricane Road
Franklin, IN
EPA ID # IND 044 587 848

Date Completed	: 8/9/2021	Casing Size	: 2"
Drilling Method	: Direct Push	Initial Water Level	: 10.75'
Sampling Method	: Dual Tube	Final Water Level	: 12.83'
Field/Office Logged	: LL/LL	Selected for Analysis	: *
Hole Diameter	: 2.25"	Drilling Contractor	: EnviroDynamics

Water Levels
- During Drilling - 10.75'
- After Completion - 12.83

Temp Well: TW-60S
TOC Elev.: 732.25

Depth in feet	USCS	DESCRIPTION	Samples	Total PID (ppb)	Sample Recovery (%)
0	CL	TOPSOIL			
1	CL	SILTY CLAY, medium stiff, moist, brown, trace fine gravel	1	0.0	100
2	CL		2	0.0	100
3	CL				
4	CL		3	0.0	100
5	SC	CLAYEY SAND, dense, moist, brown, fine grained, trace gravel			
5	SP	SAND, dry, brown, fine grained, well sorted			
6	SP	Fine to medium grained, trace gravel	4	0.0	100
7	SP				
8	SP		5	0.0	100
9	SP				
10	SP	With coarse gravel			
11	SW	GRAVELLY SAND, brown, poorly sorted, wet, with silt	6	0.0	100
12	SW		7	0.0	100
			8	0.0	100
13	SW		9	0.0	100
14		Boring completed at 13.5 feet BGS.			

Total PID (ppb) scale: 0 50 100

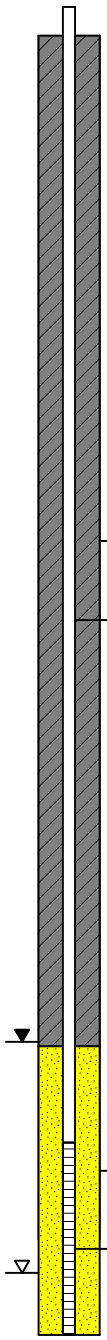

LOG OF BORING TW-61D/GP-85

Former Amphenol Corporation
980 Hurricane Road
Franklin, IN
EPA ID # IND 044 587 848

Date Completed	: 8/9/2021	Casing Size	: 2"
Drilling Method	: Direct Push	Initial Water Level	: 11.5'
Sampling Method	: Dual Tube	Final Water Level	: 11.71'
Field/Office Logged	: LL/LL	Selected for Analysis	: *
Hole Diameter	: 2.25"	Drilling Contractor	: EnviroDynamics

Water Levels
During Drilling - 11.5'
After Completion - 11.71'

Surface Elev.: 732.10
TOC Elev.: 732.18

Depth in feet	USCS	DESCRIPTION	Samples	Total PID (ppb)	Sample Recovery (%)
0	CL	TOPSOIL			
1	FL	CONCRETE	1	0.0	100
2	CL	CLAY, medium stiff, moist, brown, trace fine gravel	2	0.0	100
3–7	SC	CLAYEY SAND, dense, moist, brown	3	0.0	100
			4	0.0	100
8	CL	SANDY CLAY, medium stiff, moist, brown			
9–11	SP	SAND, loose, dry, gray, fine to medium grained, well sorted	5	0.0	100
			6	0.0	100
12–13	SP	SAND, dense, wet, brown, fine to medium grained	7	0.0	100
14–16	SW	GRAVELLY SAND, dense, wet, brown, poorly sorted Loose	8	0.0	100
17	SP	SAND, dense, wet, fine grained, well sorted	9	0.0	100
18	ML	SANDY SILT, dense, wet, brown			
19	SP	SAND, dense, wet, brown, fine grained	10	0.0	100
20	ML	SILT, dense, wet, brown gray			
21–22	SM	SILTY SAND, loose, wet, fine to medium grained, well sorted	11	0.0	100
23	CL	SILTY CLAY, hard/stiff, dry brown gray, trace gravel & sand	12	0.0*	100
24			13	0.0	100
25		Boring completed at 25 feet BGS.			

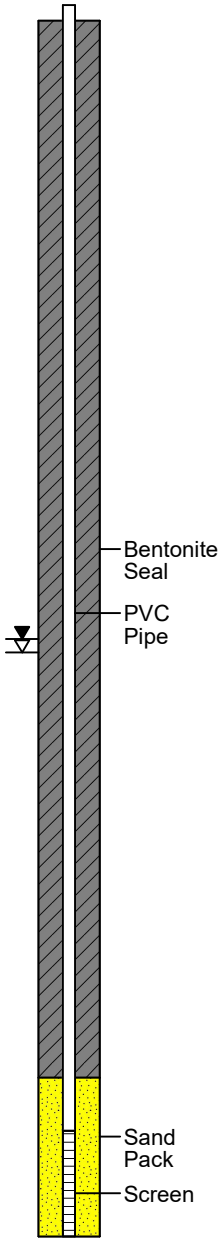

LOG OF BORING TW-61S

Former Amphenol Corporation
980 Hurricane Road
Franklin, IN
EPA ID # IND 044 587 848

Date Completed	: 8/9/2021	Casing Size	: 2"
Drilling Method	: Direct Push	Initial Water Level	: 11.5'
Sampling Method	: Dual Tube	Final Water Level	: 11.57'
Field/Office Logged	: LL/LL	Selected for Analysis	: *
Hole Diameter	: 2.25"	Drilling Contractor	: EnviroDynamics

Water Levels
During Drilling - 11.5'
After Completion - 11.57'

Temp Well: TW-61S
TOC Elev.: 732.04

Depth in feet	USCS	DESCRIPTION	Samples	Total PID (ppb)	Sample Recovery (%)
0	CL	TOPSOIL			
1	FL	CONCRETE	1	0.0	100
2	CL	CLAY, medium stiff, moist, brown, trace fine gravel	2	0.0	100
3	SC	CLAYEY SAND, dense, moist, brown	3	0.0	100
4					
5					
6			4	0.0	100
7					
8	CL	SANDY CLAY, medium stiff, moist, brown			
9	SP	SAND, loose, dry, gray, fine to medium grained, well sorted	5	0.0	100
10					
11			6	0.0	100
12	SP	SAND, dense, wet, brown, fine to medium grained			
13			7	0.0	100
14		Boring completed at 13.5 feet BGS.			

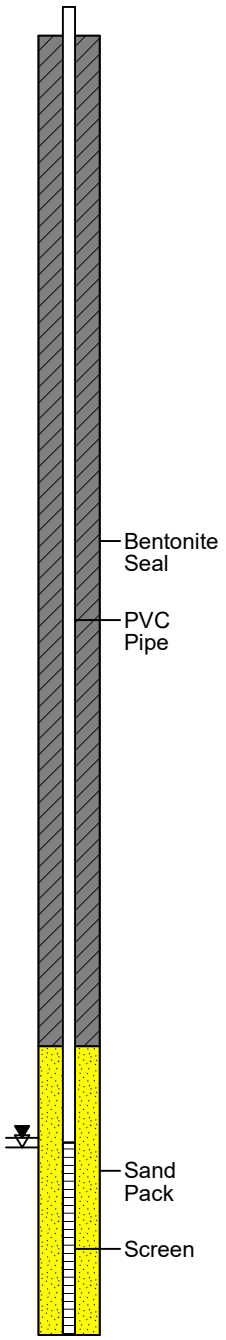

LOG OF BORING TW-62D/GP-86

Former Amphenol Corporation
980 Hurricane Road
Franklin, IN
EPA ID # IND 044 587 848

Date Completed	: 8/9/2021	Casing Size	: 2"
Drilling Method	: Direct Push	Initial Water Level	: 14.0'
Sampling Method	: Dual Tube	Final Water Level	: 12.61'
Field/Office Logged	: LL/LL	Selected for Analysis	: *
Hole Diameter	: 2.25"	Drilling Contractor	: EnviroDynamics

Water Levels
- During Drilling - 14.0'
- After Completion - 12.61'

Surface Elev.: 733.5
TOC Elev.: 733.40

Depth in feet	USCS	DESCRIPTION	Samples	Total PID (ppb)	Sample Recovery (%)
0	AR	ASPHALT/GRAVEL Sub-base			
1	CL	SILTY CLAY, medium stiff, moist, brown, trace fine gravel	1	0.0	100
2					
3			2	0.0	100
4					
5	SC	CLAYEY SAND, dense, moist, brown	3	0.0	100
6					
7			4	0.0	100
8					
9	SW	SAND, loose, dry, brown, fine to coarse grained, poorly sorted	5	0.0	100
10					
11			6	0.0	100
12					
13			7	0.0	100
14		Saturated, silty			
15	SW	GRAVELLY SAND, wet, brown, fine to coarse grained, poorly sorted	8	0.0	100
16					
17	SM	SILTY SAND, dense, wet, brown, fine grained	9	0.0	100
18					
19	SP	SAND, dense, wet, brown, fine to medium grained, well sorted	10	0.0	100
20					
21			11	0.0	100
22					
23			12	0.0*	100
24	CL	SILTY CLAY, hard/stiff, moist, brown-gray	13	0.0	100
25		Boring completed at 25 feet BGS.			

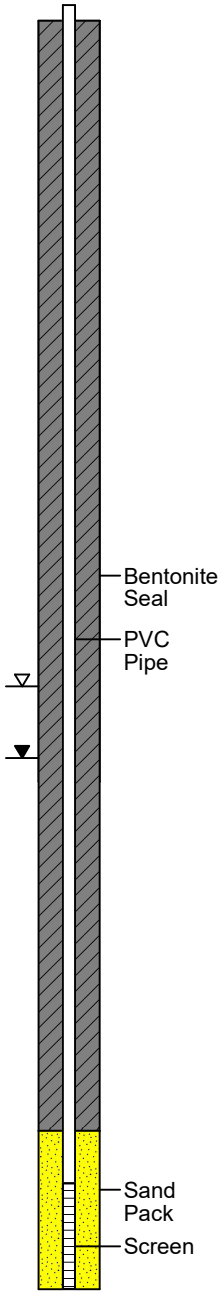

LOG OF BORING TW-62S

Former Amphenol Corporation
980 Hurricane Road
Franklin, IN
EPA ID # IND 044 587 848

Date Completed	: 8/9/2021	Casing Size	: 2"
Drilling Method	: Direct Push	Initial Water Level	: 14.0'
Sampling Method	: Dual Tube	Final Water Level	: 12.84'
Field/Office Logged	: LL/LL	Selected for Analysis	: *
Hole Diameter	: 2.25"	Drilling Contractor	: EnviroDynamics

Water Levels
- During Drilling - 14.0'
- After Completion - 12.84'

Temp Well: TW-62S
TOC Elev.: 733.65

Depth in feet	USCS	DESCRIPTION	Samples	Total PID (ppb)	Total PID (ppb)	Sample Recovery (%)
0	AR	ASPHALT/GRAVEL Sub-base				
1	CL	SILTY CLAY, medium stiff, moist, brown, trace fine gravel	1		0.0	100
2						
3			2		0.0	100
4						
5	SC	CLAYEY SAND, dense, moist, brown	3		0.0	100
6						
7			4		0.0	100
8						
9	SW	SAND, loose, dry, brown, fine to coarse grained, poorly sorted	5		0.0	100
10						
11			6		0.0	100
12						
13			7		0.0	100
14		Saturated, silty				
15	SW	GRAVELLY SAND, wet, brown, fine to coarse grained, poorly sorted	8		0.0	100
16		Boring completed at 16 feet BGS.				

Total PID (ppb): 0 50 100

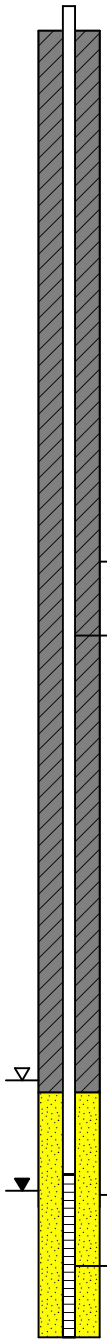

LOG OF BORING TW-63D/GP-87

Former Amphenol Corporation
980 Hurricane Road
Franklin, IN
EPA ID # IND 044 587 848

Date Completed	: 8/9/2021	Casing Size	: 2"
Drilling Method	: Direct Push	Initial Water Level	: 11.0'
Sampling Method	: Dual Tube	Final Water Level	: 13.72'
Field/Office Logged	: LL/LL	Selected for Analysis	: *
Hole Diameter	: 2.25"	Drilling Contractor	: EnviroDynamics

Water Levels
- During Drilling - 11.0'
- After Completion - 13.72'

Surface Elev. : 734.80
TOC Elev.: 734.89

Depth in feet	USCS	DESCRIPTION	Samples	Total PID (ppb)	Sample Recovery (%)
0	CL	TOPSOIL			
1	CL	SANDY CLAY, medium stiff, dry, brown, trace fine gravel	1	0.0	100
2	CL		2	0.0	100
3	CL				
4	CL				
5	SC	CLAYEY SAND, dense, moist, brown	3	0.0	100
6	SC				
7	SC		4	2.0	100
8	SC				
9	SC		5	46	100
10	SW	SAND, loose, dry, light brown, fine to medium grained, poorly sorted			
11	SW	GRAVELLY SAND, dense, very moist to wet, orangish brown, very silty, poorly sorted	6	82*	100
12	SW				
13	SW		7	61	100
14	SW	GRAVELLY SAND, loose, wet, brown, fine to coarse grained, silty, poorly sorted			
15	SW		8	62	100
16	SW				
17	SP	SAND, dense, wet, gray, fine to medium grained, poorly sorted	9	114	100
18	SP				
19	SP		10	144*	100
20	SP		11	47*	100
			12	29	100
21	CL	SILTY CLAY, hard/stiff, moist, brown gray	13	70*	100
			14	54	100
22	CL		15	100*	100
			16	0.0	100
23	CL		17	7.0	100
			18	5.0	100
24		Boring completed at 24 feet BGS.			

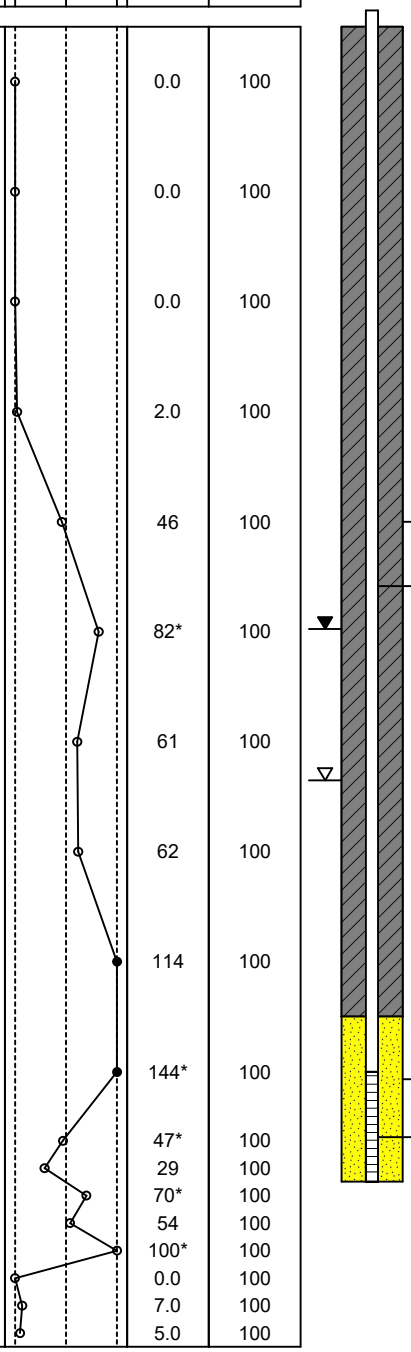

LOG OF BORING TW-63S

Former Amphenol Corporation
980 Hurricane Road
Franklin, IN
EPA ID # IND 044 587 848

Date Completed	: 8/10/2021	Casing Size	: 2"
Drilling Method	: Direct Push	Initial Water Level	: 11.0'
Sampling Method	: Dual Tube	Final Water Level	: 13.53'
Field/Office Logged	: LL/LL	Selected for Analysis	: *
Hole Diameter	: 2.25"	Drilling Contractor	: EnviroDynamics

Water Levels
- During Drilling - 11.0'
- After Completion - 13.53

Temp Well: TW-63S
TOC Elev.: 734.69

Depth in feet	USCS	DESCRIPTION	Samples	Total PID (ppb)	Sample Recovery (%)
0	CL	TOPSOIL			
1	CL	SANDY CLAY, medium stiff, dry, brown, trace fine gravel	1	0.0	100
2	CL		2	0.0	100
3	CL				
4	CL				
5	SC	CLAYEY SAND, dense, moist, brown	3	0.0	100
6	SC				
7	SC		4	2.0	100
8	SC				
9	SC		5	46	100
10	SW	SAND, loose, dry, light brown, fine to medium grained, poorly sorted			
11	SW		6	82*	100
12	SW				
13	SW		7	61	100
14		Boring completed at 14 feet BGS.			

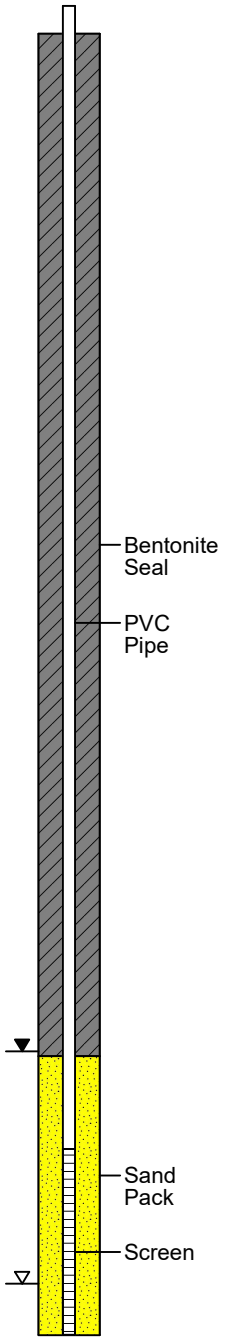

LOG OF BORING TW-64D/GP-88

Former Amphenol Corporation
980 Hurricane Road
Franklin, IN
EPA ID # IND 044 587 848

Date Completed	: 8/10/2021	Casing Size	: 2"
Drilling Method	: Direct Push	Initial Water Level	: 11.75'
Sampling Method	: Dual Tube	Final Water Level	: 11.98'
Field/Office Logged	: LL/LL	Selected for Analysis	: *
Hole Diameter	: 2.25"	Drilling Contractor	: EnviroDynamics

Water Levels
During Drilling - 11.75'
After Completion - 11.98'

Surface Elev.: 733.60
TOC Elev.: 733.65

Depth in feet	USCS	DESCRIPTION	Samples	Total PID (ppb)	Sample Recovery (%)
0–1	CL	TOPSOIL	1	0.0	100
2–5	CL	SANDY CLAY, medium stiff, slightly moist, brown, trace fine gravel	2	0.0	100
5–6	SW	SAND, dense, moist, brown, fine to medium grained, with coarse gravel	3	0.0	100
7–12	SP	SAND, loose, dry, brown, fine grained, well sorted	4	0.0	100
9–10			5	29	100
11–12			6	0.0	100
12		Very moist			
12–13		Wet, trace coarse gravel	7	0.0	100
15–17		Fine grained	8	0.0	100
16			9	0.0	100
17			10	0.0	100
17			11	0.0	100
18	SW	GRAVELLY SAND, dense, wet, fine to coarse grained, poorly sorted	12	0.0	100
18			13	0.0	100
18–19	ML	SILT, dense, wet, brown	14	0.0	100
19–20	SW	GRAVELLY SAND, wet, brown to orange, medium to coarse grained, poorly sorted	15	0.0*	100
19–20			16	0.0*	100
20	SW	SAND, wet, dense, gray, fine to coarse grained, poorly sorted	17	0.0*	100
20–21	CL	SILTY CLAY, hard, slightly moist, trace gravel & sand	18	10*	100
21			19	0.0*	100

Boring completed at 21.25 feet BGS.

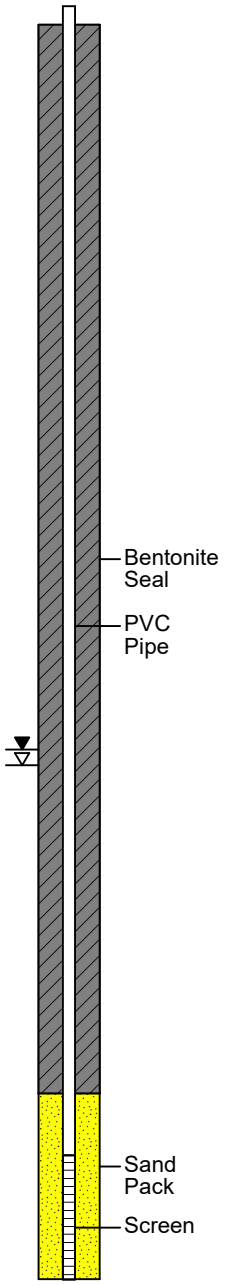

LOG OF BORING TW-64S

Former Amphenol Corporation
980 Hurricane Road
Franklin, IN
EPA ID # IND 044 587 848

Date Completed	: 8/10/2021	Casing Size	: 2"
Drilling Method	: Direct Push	Initial Water Level	: 11.75'
Sampling Method	: Dual Tube	Final Water Level	: 11.93'
Field/Office Logged	: LL/LL	Selected for Analysis	: *
Hole Diameter	: 2.25"	Drilling Contractor	: EnviroDynamics

Water Levels
- During Drilling - 11.75'
- After Completion - 11.93'

Temp Well: TW-64S
TOC Elev.: 733.63

Depth in feet	USCS	DESCRIPTION	Samples	Total PID (ppb)	Sample Recovery (%)
0–1	CL	TOPSOIL	1	0.0	100
1–5	CL	SANDY CLAY, medium stiff, slightly moist, brown, trace fine gravel	2, 3	0.0, 0.0	100, 100
5–6.5	SW	SAND, dense, moist, brown, fine to medium grained, with coarse gravel	4	0.0	100
6.5–14	SP	SAND, loose, dry, brown, fine grained, well sorted	5	29	100
		Very moist	6	0.0	100
		Wet, trace coarse gravel	7	0.0	100

Boring completed at 14.00 feet BGS.

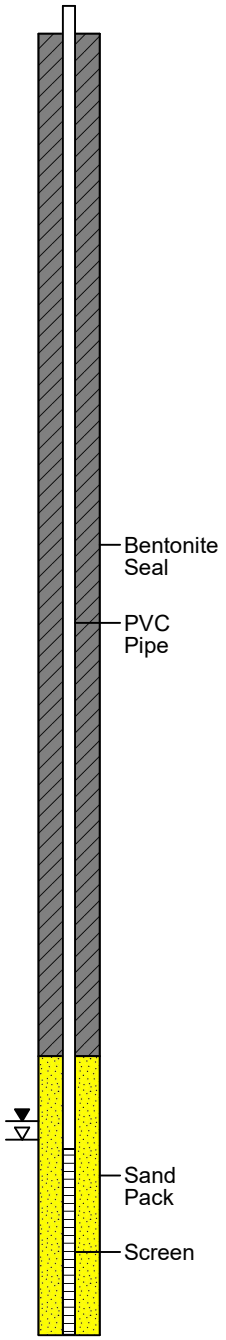

LOG OF BORING TW-65D/GP-89

Former Amphenol Corporation
980 Hurricane Road
Franklin, IN
EPA ID # IND 044 587 848

Date Completed	: 8/10/2021	Casing Size	: 2"
Drilling Method	: Direct Push	Initial Water Level	: 12.00'
Sampling Method	: Dual Tube	Final Water Level	: 12.09'
Field/Office Logged	: LL/LL	Selected for Analysis	: *
Hole Diameter	: 2.25"	Drilling Contractor	: EnviroDynamics

Water Levels
- During Drilling - 12.0'
- After Completion - 12.09'

Surface Elev. : 733.80
TOC Elev.: 733.80

Depth in feet	USCS	DESCRIPTION	Samples	Total PID (ppb)	Sample Recovery (%)
0–1	CL	TOPSOIL	1	3	100
1–4	CL	SANDY CLAY, medium stiff, dry, brown	2	9	100
4–5	SC	CLAYEY SAND, dense, moist, brown, fine grained	3	2	100
5–8	CL	SANDY CLAY, medium stiff, moist, brown	4	4	100
			5	3	100
			6	6	100
8	SW	SAND, loose, dry, fine to medium grained, trace coarse gravel	7	8	100
8–15	SP	SAND, loose, brown, fine grained, well sorted	8	4	100
			9	12	100
			10	1	100
			11	8	100
		Saturated, brown to gray, fine to medium grained	12	0.0	100
			13	0.0	100
			14	0.0	100
			15	0.0	100
			16	0.0	100
			17	0.0	100
			18	0.0	100
			19	0.0	100
			20	0.0	100
			21	0.0	100
15–20	SW	GRAVELLY/SILTY SAND, dense, wet, brown	22	0.0	100
			23	0.0	100
			24	0.0	100
			25	0.0	100
			26	0.0	100
			27	0.0	100
			28	0.0	100
			29	0.0	100
			30	0.0	100
			31	0.0	100
20	SP	SAND, dense, wet, fine to medium grained, well sorted	32	0.0	100
20–21	CL	SILTY CLAY, hard, moist, gray, trace gravel & sand	33	0.0	100

Total PID (ppb) scale: 0 50 100

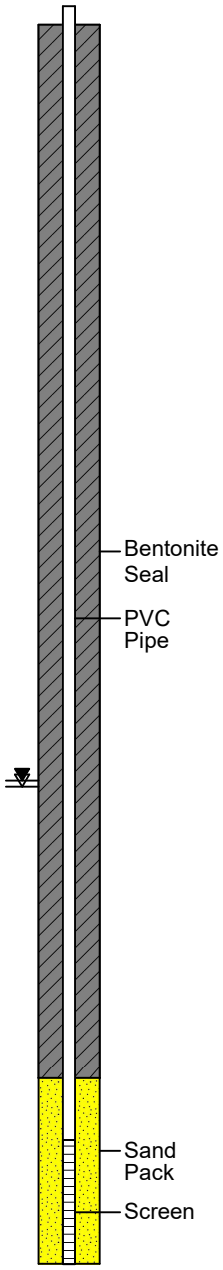

Boring completed at 21.0 feet BGS.

LOG OF BORING TW-65S

Former Amphenol Corporation
980 Hurricane Road
Franklin, IN
EPA ID # IND 044 587 848

Date Completed	: 8/10/2021	Casing Size	: 2"
Drilling Method	: Direct Push	Initial Water Level	: 12.00'
Sampling Method	: Dual Tube	Final Water Level	: 12.04'
Field/Office Logged	: LL/LL	Selected for Analysis	: *
Hole Diameter	: 2.25"	Drilling Contractor	: EnviroDynamics

Water Levels
- During Drilling - 12.0'
- After Completion - 12.04'

Temp Well: TW-65S
TOC Elev.: 733.72

Depth in feet	USCS	DESCRIPTION	Samples	Total PID (ppb)	Sample Recovery (%)
0–1	CL	TOPSOIL	1	3	100
1–4	CL	SANDY CLAY, medium stiff, dry, brown	2	9	100
4–5	SC	CLAYEY SAND, dense, moist, brown, fine grained	3	2	100
5–7.5	CL	SANDY CLAY, medium stiff, moist, brown	4	4	100
			5	3	100
			6	6	100
7.5–8	SW	SAND, loose, dry, fine to medium grained, trace coarse gravel	7	8	100
8–14	SP	SAND, loose, brown, fine grained, well sorted	8	4	100
			9	12	100
			10	1	100
			11	8	100
			12	0.0	100
			13	0.0	100
			14	0.0	100
			15	0.0	100
		Saturated, brown to gray, fine to medium grained	16	0.0	100
			17	0.0	100
			18	0.0	100
			19	0.0	100

Total PID (ppb): 0 50 100

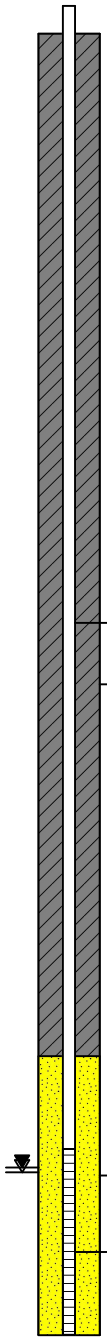

Boring completed at 14.0 feet BGS.

LOG OF BORING TW-66D/GP-90

Former Bendix Facility
980 Hurricane Road
Franklin, IN
EPA ID # IND 044 587 848

Date Completed	: 1/17/2021	Casing Size	: 2"
Drilling Method	: Direct Push	Initial Water Level	: 10.0'
Sampling Method	: Continuous Dual Tube	Final Water Level	: 10.11'
Field/Office Logged	: CDS/CDS	Selected for Analysis	: *
Hole Diameter	: 2.25"	Drilling Contractor	: EnviroDynamics

Water Levels
- During Drilling
- During Sampling Event 1/19/22

Temp Well: TW-66D
TOC Elev.: 733.07

Depth in feet	USCS	DESCRIPTION	Samples	Total PID (ppb)	Sample Recovery (in.)
0–4.5	CL	Clay, silty, w/ fine sand, dark brown.	1	0	6
			2	0	6
4.5–6	SC	Sand, (m.f.), clayey, trace fine gravel, reddish brown.	3	0	13
6–20.5	SP	Sand, (m.f.), trace fine gravel, orangish brown.	4	0	14
			5	0	14
		Sand, (m.f.), trace coarse sand and silt, wet, orangish brown.	6	0	5
			7	0	5
		Sand, (m.f.), wet, brown.	8	0*	5
			9	0	5
			10	0	5
			11	0	5
			12	0	5
			13	0	5
			14	0	5
			15	0	5
			16	0	6
			17	0	6
			18	0	6
			19	0	6
		Sand, (m.f.c.), w/ well graded gravel, moderate silt, wet, brown.	20	0*	6
		Sand, (m.f.), wet, brown.	21	0	6
		Sand, (m.f.c.), w/ well graded gravel, moderate silt, wet, brown.	22	0	6
			23	0	6
			24	0	6
			25	0	6
			26	0*	6
20.5–25	CL	Clay, silty, w/ fine sand, trace coarse gravel, stiff, grey brown.	27	0*	6
			28	0	6
			29	0	6
			30	0	6
			31	0	6
			32	0	6
			33	0	6
			34	0	6
			35	0	6

Boring completed at 25.0 feet BGS.

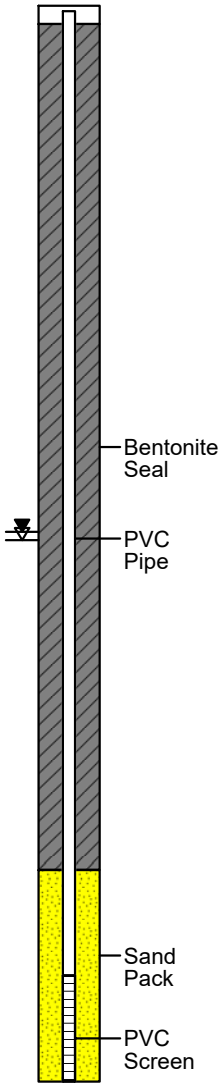

LOG OF BORING TW-66S/GP-90

Former Bendix Facility
980 Hurricane Road
Franklin, IN
EPA ID # IND 044 587 848

Date Completed	: 1/17/2021	Casing Size	: 2"
Drilling Method	: Direct Push	Initial Water Level	: 10.0'
Sampling Method	: Continuous Dual Tube	Final Water Level	: 10.10'
Field/Office Logged	: CDS/CDS	Selected for Analysis	: *
Hole Diameter	: 2.25"	Drilling Contractor	: EnviroDynamics

Water Levels
- During Drilling
- During Sampling Event 1/19/22

Temp Well: TW-66S
TOC Elev.: 732.96

Depth in feet	USCS	DESCRIPTION	Samples	Total PID (ppb)	Sample Recovery (in.)
0–4.5	CL	Clay, silty, w/ fine sand, dark brown.	1	0	6
			2	0	6
4.5–6	SC	Sand, (m.f.), clayey, trace fine gravel, reddish brown.	3	0	13
6–12.25	SP	Sand, (m.f.), trace fine gravel, orangish brown.	4	0	14
			5	0	14
10–12.25		Sand, (m.f.), trace coarse sand and silt, wet, orangish brown.	6	0	5
			7	0	5
		Sand, (m.f.), wet, brown.	8	0*	5
			9	0	5
			10	0	2.5

Total PID (ppb) scale: 0 5 10

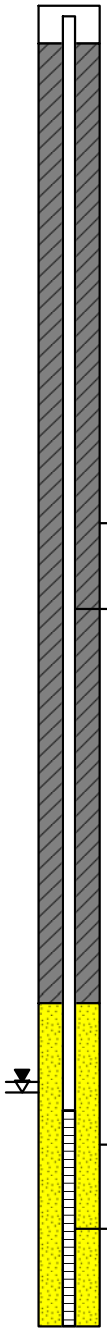

Boring completed at 12.25. feet BGS.

LOG OF BORING TW-67D/GP-91

Former Bendix Facility
980 Hurricane Road
Franklin, IN
EPA ID # IND 044 587 848

Date Completed	: 1/17/2021	Casing Size	: 2"
Drilling Method	: Direct Push	Initial Water Level	: 8.0'
Sampling Method	: Continuous Dual Tube	Final Water Level	: 7.20'
Field/Office Logged	: CDS/CDS	Selected for Analysis	: *
Hole Diameter	: 2.25"	Drilling Contractor	: EnviroDynamics

Water Levels
- During Drilling
- During Sampling Event 1/19/22

Temp Well: TW-67D
TOC Elev.: 731.18

Depth in feet	USCS	DESCRIPTION	Samples	Total PID (ppb)	Sample Recovery (in.)
0–4	CL	Clay, silty, dark brown. Clay, silty, w/ fine sand, trace fine gravel, reddish brown.	1	0	16
			2	0	16
5–10	SP	Sand, (m.f.), trace coarse sand and fine gravel, light orangish brown.	3	0	17
			4	0	18
		Wet.	5	0	18
10	SM	Sand, (m.f.), silty, w/ well graded gravel, wet, orangish brown.	6	0*	5.5
11–12	SP	Sand, (f.m.), trace coarse sand, wet, orangish brown.	7	0	5.5
			8	0	5.5
			9	0	5.5
			10	0	5.5
13	SM	Sand, well graded, silty, w/ well graded gravel, wet, orangish brown.	11	0	5.5
			12	0	5.5
			13	0*	5.5
14–15	SP	Sand, (m.f.), w/ fine gravel, wet, brown.	14	0	5.5
			15	0	5.5
			16	0	5
			17	0	5
16	GP	Gravel, (f.), w/ coarse and medium brown sand, wet.	18	0	5
17–19	SW	Sand, well graded, trace silt and fine gravel, wet, brown.	19	0	5
			20	0	5
			21	0	5
			22	0	5
			23	0	5
			24	0	5
20–21	CL	Clay, silty, w/ fine sand, very stiff, grey brown.	25	0*	5
			26	0	6
		Silt, silty, w/ fine sand, very stiff, grey.	27	0	6
			28	0	6
			29	0	6

Boring completed at 22.0 feet BGS.

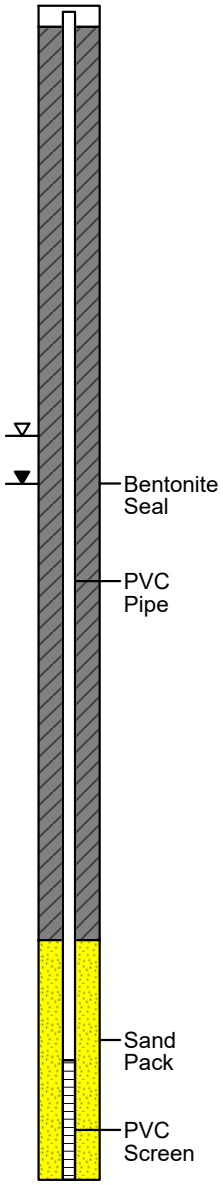

LOG OF BORING TW-67S/GP-91

Former Bendix Facility
980 Hurricane Road
Franklin, IN
EPA ID # IND 044 587 848

Date Completed	: 1/17/2021	Casing Size	: 2"
Drilling Method	: Direct Push	Initial Water Level	: 8.0'
Sampling Method	: Continuous Dual Tube	Final Water Level	: 7.20'
Field/Office Logged	: CDS/CDS	Selected for Analysis	: *
Hole Diameter	: 2.25"	Drilling Contractor	: EnviroDynamics

Water Levels
- During Drilling
- During Sampling Event 1/19/22

Temp Well: TW-67S
TOC Elev.: 731.16

Depth in feet	USCS	DESCRIPTION	Samples	Total PID (ppb)	Sample Recovery (in.)
0	CL	Clay, silty, dark brown.	1	0	16
1		Clay, silty, w/ fine sand, trace fine gravel, reddish brown.			
2			2	0	16
3					
4			3	0	17
5	SP	Sand, (m.f.), trace coarse sand and fine gravel, light orangish brown.			
6			4	0	18
7					
8		Wet.	5	0	18
9					
10	SM	Sand, (m.f.), silty, w/ well graded gravel, wet, orangish brown.	6	0*	5.5
	SP	Sand, (f.m.), trace coarse sand, wet, orangish brown.	7	0	5.5
11		Boring completed at ~10.90 feet BGS.			

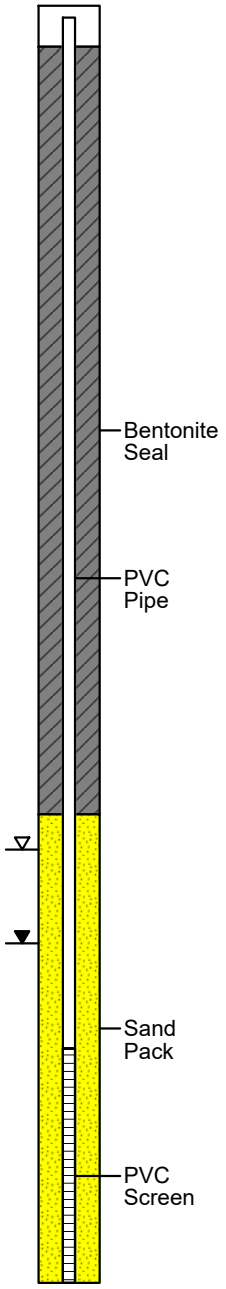

LOG OF BORING TW-68D/GP-92

Former Bendix Facility
980 Hurricane Road
Franklin, IN
EPA ID # IND 044 587 848

Date Completed	: 1/17/2021	Casing Size	: 2"
Drilling Method	: Direct Push	Initial Water Level	: 7.5'
Sampling Method	: Continuous Dual Tube	Final Water Level	: 7.73'
Field/Office Logged	: CDS/CDS	Selected for Analysis	: *
Hole Diameter	: 2.25"	Drilling Contractor	: EnviroDynamics

Water Levels
- During Drilling
- During Sampling Event 1/19/22

Temp Well: TW-68D
TOC Elev.: 731.62

Depth in feet	USCS	DESCRIPTION	Samples	Total PID (ppb)	Sample Recovery (in.)
0–4	CL	Clay, silty, w/ fine sand, trace fine gravel, dark brown. Clay, silty, w/ fine sand, trace coarse gravel, orangish brown. Clay, silty, w/ fine sand reddish brown.	1	0	16
			2	0	15
4–6	SC	Sand, (m.f.), clayey, trace fine gravel, reddish brown.	3	0	15
6–14	SP	Sand, (m.f.), moist, brown. Sand, (m.f.), w/ fine gravel, trace coarse gravel, wet, orangish brown.	4	0	15
			5	0	16
		Sand, (m.f.), w/ well graded gravel, trace silt, wet, brown.	6	0*	16
			7	0	2
			8	0	2
			9	0	2
			10	0	2
			11	0	2
			12	0	2
			13	0	2
14–15	SM	Sand, (f.), silty, loose, wet, orangish.	14	0*	2
15–17	SP	Sand, (m.f.), trace coarse gravel, wet, brown.	15	0	2
			16	0	5
			17	0	5
			18	0	5
			19	0	5
17–19	GW	Gravel, well graded, w/ coarse and medium brown sand, wet.	20	0	5
			21	0	5
			22	0	5
			23	0*	5
19–20	CL	Clay, silty, w/ fine sand, stiff, orangish brown. Clay, silty, w/ fine sand, trace coarse gravel, very stiff, grey.	24	0*	5
			25	0	5

Boring completed at 20.0 feet BGS.

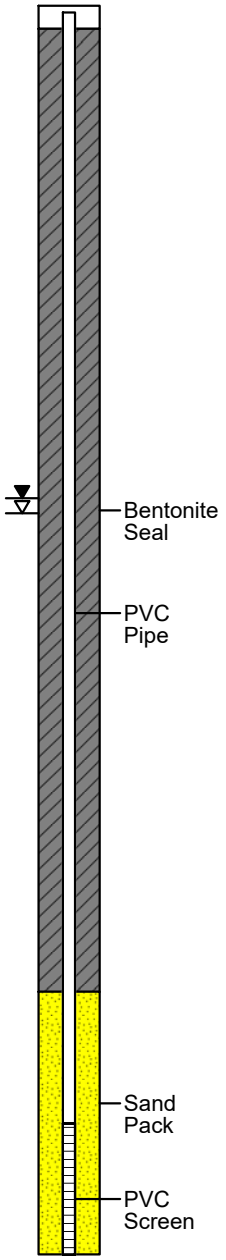

LOG OF BORING TW-68S/GP-92

Former Bendix Facility
980 Hurricane Road
Franklin, IN
EPA ID # IND 044 587 848

Date Completed	: 1/17/2021	Casing Size	: 2"
Drilling Method	: Direct Push	Initial Water Level	: 7.5'
Sampling Method	: Continuous Dual Tube	Final Water Level	: 7.62'
Field/Office Logged	: CDS/CDS	Selected for Analysis	: *
Hole Diameter	: 2.25"	Drilling Contractor	: EnviroDynamics

Water Levels
- During Drilling
- During Sampling Event 1/19/22

Temp Well: TW-68S
TOC Elev.: 731.84

Depth in feet	USCS	DESCRIPTION	Samples	Total PID (ppb)	Sample Recovery (in.)
0	CL	Clay, silty, w/ fine sand, trace fine gravel, dark brown.	1	0	16
1		Clay, silty, w/ fine sand, trace coarse gravel, orangish brown.			
2			2	0	15
3					
4		Clay, silty, w/ fine sand reddish brown.			
5	SC	Sand, (m.f.), clayey, trace fine gravel, reddish brown.	3	0	15
6					
7	SP	Sand, (m.f.), moist, brown.	4	0	15
		Sand, (m.f.), w/ fine gravel, trace coarse gravel, wet, orangish brown.			
8					
9			5	0	16
10			6	0*	16
		Sand, (m.f.), w/ well graded gravel, trace silt, wet, brown.	7	0	2
11		Boring completed at 10.8 feet BGS.			

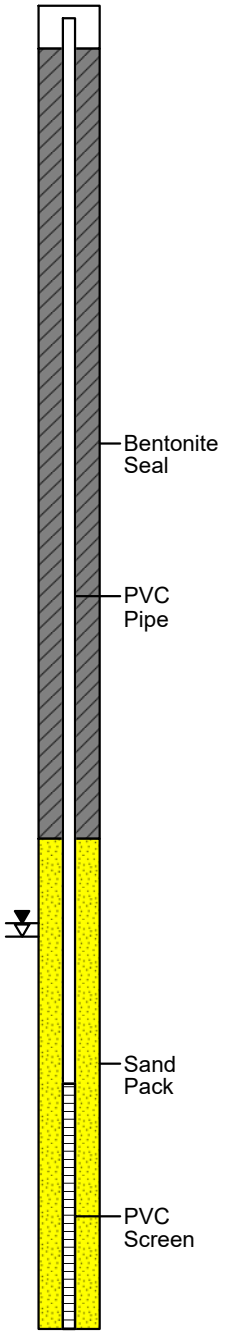

Attachment E

Cox-Colvin Sewer Vapor Corrective Action Objective Memo – Revised 12/7/2020

Cox-Colvin & ASSOCIATES, INC. ENVIRONMENTAL SERVICES

Technical Memorandum

Sent Via Email

To: Joe Bianchi (Amphenol), Brad Gentry, LPG (IWM), Chris Parks, LPG (IWM)
cc: Craig Cox, CPG (Cox-Colvin), Henry Stahl (Cox-Colvin)
From: Nate Wanner, CPG (Cox-Colvin)
Subject: Sewer Gas Corrective Action Objective – Franklin, Indiana
Date: September 27, 2019 (Revised December 7, 2020)

The intent of this technical memorandum is to develop a corrective action objective (CAO) for VOC vapors in sewer gas relative to the remedial activities presently underway in Franklin, Indiana ("remedial action"). The CAOs can be used to demonstrate that replacement and lining of sewers has sufficiently lowered concentrations of VOCs within sewer lines. Specifically, this memorandum documents how much attenuation (dilution) occurs as trichloroethylene (TCE) in sewer lines mixes with indoor air and then uses the calculated project-specific attenuation factor (0.00678) to establish a CAO for TCE in sewer lines of 310 ug/m^3. Sewer gas concentrations of TCE in the project area at or below 310 ug/m^3 are not expected to result in an exceedance of the indoor air screening level of 2.1 ug/m^3. If sewer gas concentrations exceed 310 ug/m^3, then additional assessment may be warranted to determine if there is risk of sewer gas vapor intrusion to a residence.

TCE is the primary contaminant of concern (COC) and driver of remedial activities. In fact, it is the only COC that has been detected in indoor air above screening levels as a result of vapor intrusion. It was, therefore, chosen as the most appropriate COC to use for calculation of attenuation factors. However, vapor intrusion attenuation factors are not specific to an individual COC, and the attenuation factor can be applied to other COCs as presented at the end of this memorandum.

Applicability

The attenuation factors discussed in this technical memorandum are specific to remedial activities performed in Franklin, Indiana during the fall and winter of 2019. Specifically, the replacement of sewer mains along North Forsythe Street and Hamilton Avenue and lining of sewers along North Forsythe Street, Glendale Drive, and Ross Court. The intent of these remedial activities is to both remove contaminated soil media beneath the sewer mains, and to repair cracks and breaks in the sewers that could allow infiltration of soil gas contaminated with TCE. CAOs for soil excavation were previously determined and are not discussed in this memorandum. The long-term objective of remedial activities is to mitigate soil and groundwater contamination attributable to historical Amphenol (Bendix) operations so that vapor intrusion does not present excess risk. Soil immediately beneath and adjacent to the sewer main exhibiting concentrations above action levels will be removed during the remedial action. Following removal of soil source areas, groundwater concentrations are expected to decrease until they meet vapor intrusion screening levels. Once soil and groundwater CAOs are met, the sewer gas CAO developed in this memorandum will no longer be relevant to the remedial action being conducted by Amphenol. The sewer gas CAO is not applicable to releases unassociated with previous Amphenol (Bendix) operations.

CAOs for TCE vapors in sewer lines ("sewer gas") have been developed using data representative of September 2019 conditions in residences located along the remedial action. It is our experience that there is significant variation in the condition of residential plumbing systems. Along the length of the remedial action, plumbing systems have been individually examined at all residences for which access was granted. Subsequent repairs were made as appropriate. The knowledge and assumptions specific to these residences is not applicable outside of the project area, and the subsurface factors affecting migration of COCs into sewer gas are also unique. As such, these CAOs are specific to the remedial action and adjacent residences and are not applicable to residences outside of the project area or to other projects.

Data Set Used for Evaluation

Project data was queried to find residences at which indoor air, soil gas, and sewer gas samples were collected concurrently and analyzed for TCE. If all three types of samples were unable to be collected at a residence, it was excluded from the dataset. Indoor air samples included those collected from basements, crawlspaces, or main floors. Soil gas samples included both sub-slab and exterior soil gas samples. Sewer gas samples were primarily collected from sewer cleanouts. Duplicate analyses were included in the dataset. If samples were collected on multiple dates, only data from the most recent (as of September 2019) sampling event during which indoor air, soil gas, and sewer gas results were all available was included. In this way, samples collected prior to plumbing repairs were excluded, and the data set only includes samples that are representative of current conditions.

The resulting data set included samples from 18 residences. Although other residences have been investigated during the project, not all residences had indoor air, soil gas, and sewer gas sampled concurrently.

Of the 18 residences, four did not have any detections of TCE in indoor air. Attenuation factors cannot be reliably calculated for non-detect data, and samples from these four residences were removed from the data set. Additionally, results of one residence showed that the primary source of TCE in indoor air was ambient (outdoor) air rather than sewer gas or soil gas, and samples from that residence were removed from the data set. Review of data from two other residences showed that vapor intrusion was primarily a result of soil gas infiltration and not sewer gas (as demonstrated previously). Because the indoor air concentrations at these residences are not attributable to the sewer gas vapor intrusion pathway, samples from these residences were also excluded from the data set.

The resulting data set consisted of samples from 11 residences. Samples from these residences had the necessary project-specific data to both demonstrate vapor intrusion results from sewer gas rather than soil gas, and to calculate sewer gas to indoor air attenuation factors. When multiple indoor air samples were collected concurrently at a residence, all quantified (detected) concentrations of TCE were averaged.

Attenuation Factor Calculation

Sewer gas attenuation factors were calculated for the eleven residences by dividing the indoor air concentrations by sewer gas concentrations. Multiplying a sewer gas TCE concentration by an attenuation factor results in an anticipated indoor air TCE concentration. In this way, larger attenuation factors indicate a higher degree of vapor intrusion from sewer gas, while numbers closer to 0 indicate virtually no sewer gas vapor intrusion. A related dilution factor can be calculated by taking the reciprocal of the attenuation factor.

Attenuation factors based on each result are included in Table 1. Calculated attenuation factors in the project area range from 0.00019 to 0.00678. The average attenuation factor is 0.00167, and the median is 0.00127.

Calculation of Sewer Gas CAO

The indoor air screening level for TCE is 2.1 ug/m^3. Dividing this indoor air screening level by the attenuation factor provides a project-specific screening level for sewer gas. Sewer gas concentrations lower than this screening level are not anticipated to result in an exceedance of indoor air standards. The result of these calculations is shown on Table 1.

Project area attenuation factors range from 0.00019 to 0.00678, which result in screening levels ranging from 310 ug/m3 to 10,857 ug/m^3, with an average of 1,255 ug/m^3 and median of 1,652 ug/m^3. Using the most conservative attenuation factor of 0.00678, sewer gas concentrations of TCE at or below 310 ug/m^3 are not expected to result in an exceedance of the indoor air screening level of 2.1 ug/m^3 at residences adjacent to the remedial action. This concentration of 310 ug/m^3 is proposed as the CAO for TCE in sewer lines.

Following completion of sewer line replacement and lining, the concentration of TCE within the sewer lines can be compared to the CAO of 310 ug/m^3. If TCE concentrations are below the CAO, then it is not likely that indoor air concentrations at a project area residence connected to the sewer will have indoor air concentrations of TCE higher than indoor air screening levels as a result of sewer gas vapor intrusion.

If the CAO for sewer gas is exceeded, it does not necessarily indicate excess risk of sewer gas vapor intrusion from contaminants in soil and groundwater. For instance, as demonstrated by the range of attenuation factors, many residences are more effective at attenuating vapor intrusion from sewer gas. It is also possible that upstream or downstream contaminant sources (or even items flushed within the project area) could be responsible for the sewer gas vapors. Furthermore, a single sample may not be indicative of normal conditions within the sewer. If a CAO for sewer gas is exceeded, then additional investigation into possible upstream or downstream contamination sources and determination of actual attenuation factors proximate to the exceedance may be appropriate.

Uncertainty Analysis

The proposed CAO of 310 ug/m^3 is a conservative value appropriate for screening level evaluations within the project area. In the area surrounding remedial activities as of September 2019, 34 residences had been evaluated for potential vapor intrusion. Of these 34 residences, only a single residence had a concentration of TCE in indoor air above 2.1 ug/m^3 as a result of sewer gas intrusion. Four indoor air samples collected concurrently at the residence in September 2018 - one sample and one duplicate in the open basement, one sample in a basement bathroom, and one sample in the first-floor bathroom. Of these, only the sample from the basement bathroom exceeded the indoor air screening level (2.8 ug/m^3 compared to 2.1 ug/m^3). It is unlikely that there was unacceptable risk to a resident who moved around the residence and spent little time in the unfinished basement bathroom at the time of sampling. Furthermore, repairs have since been made to the plumbing system that have lowered indoor air concentrations by more than an order of magnitude and they are now below the indoor air screening level of 2.1 ug/m^3.

The CAO is based on the residence showing the greatest possibility of sewer gas vapor intrusion, biasing the evaluation to a greater amount of vapor intrusion than is likely taking place across the project area. Additionally, the minimum, average and median project-specific attenuation factors across the project area are most likely biased high by not including indoor air samples in which no TCE was present (i.e. non-detect results).

The conservative approach to choosing sewer gas attenuation factors discussed above is in addition to conservative factors and assumptions that were used in developing the indoor air screening level of 2.1 ug/m^3.

Post-Remedy Validation

The sewer gas attenuation factor of 0.00678 was developed based on project-specific data collected prior to remedial activities. Many additional indoor air and sewer gas sampling events have been conducted since the initial attenuation factor calculation. As of December 7, 2020, a total of 3,392 individual analyses were available for which indoor air and sewer gas (but not necessarily soil gas) samples were collected concurrently, including COCs other than TCE and indoor air samples collected from multiple locations within residences (bathrooms, utility closets, various floors, etc.).

To verify that the calculated sewer gas attenuation factor continued to be a conservative representation within the project area as of December 2020, expected indoor air concentrations were calculated based on sewer gas concentrations and compared to actual indoor air concentrations. At the same time, the most likely source of indoor air contaminants (sewer gas, soil gas, indoor sources, atmospheric air, or lab contamination) was evaluated based on COC ratios and other factors. Based upon this review, the sewer gas attenuation factor of 0.00678 remains an appropriate, conservative attenuation factor. While attenuation factors can also be calculated from PCE and other COCs, the resulting sewer gas attenuation factors are either unreliable due to bias from other sources or result in lower (less conservative) attenuation factors.

It was also observed that attenuation factors across the project area have improved over time throughout the project area as plumbing repairs were performed. However, calculation of a new attenuation factor specific to present-day conditions is not recommended because it would result in a less conservative (lower) value. By using an attenuation factor calculated prior to remedial activities, there is assurance that residents will continue to be protected even if plumbing conditions deteriorated to pre-mitigation conditions.

Corrective Action Objectives

CAOs for COCs were calculated based on residential indoor air action levels and the attenuation factor of 0.00678. The CAOs are summarized in Table 2. As noted earlier, these sewer gas CAOs are specific to the remedial action and adjacent residences and are not applicable to residences outside of the project area or to other projects. Once soil and groundwater CAOs are met, the sewer gas CAOs developed in this memorandum will no longer be relevant to the remedial action being conducted by Amphenol.

K:\CCA\PROJECTS\Amphenol Corporation\Franklin Indiana\Sewer Gas Screening Limit Calcs\2021-10 Non-Identifying Version\WWG Attenuation Tech Memo.docx

Table 1: Calculation of Sewer Gas Attenuation Factors at Various Residences: Franklin, Indiana

TCE in Indoor Air (ug/m3)	TCE in Sewer Gas (ug/m3)	Attenuation Factor	Screening Level * (ug/m3)
0.15	118	0.00127	1652
0.14	20	0.00678	310
0.14	95	0.00147	1428
0.25	102	0.00245	857
0.36	255	0.00142	1474
0.67	379	0.00177	1188
0.18	167	0.00108	1948
0.11	117	0.00094	2234
0.44	563	0.00079	2667
0.09	486	0.00019	10857
0.13	559	0.00023	9030

K:\CCA\PROJECTS\Amphenol Corporation\Franklin Indiana\Sewer Gas Screening Limit Calcs\2021-10 Non-Identifying Version\[Table 1 Attenuation Factors.xlsx]TABLE 1

Maximum Attenuation Factor/Lowest Screening Level:	0.00678	310
Minimum Attenuation Factor/Highest Screening Level:	0.00019	10857
Average (Mean) Attenuation Factor/Screening Level:	0.00167	1255
Median Attenuation Factor/Screening Level:	0.00127	1652

* Screening levels calculated by dividing the IDEM residential indoor air screening level of 2.1 ug/m3 by the attenuation factor.

Table 2: Sewer Gas Corrective Action Objectives (CAOs): Franklin, Indiana

COC	IDEM RCG Residential Indoor Air Screening Level (ug/m3)	Sewer Gas CAO* (ug/m3)
1,1-Dichloroethane	18	2,655
1,2-Dichloroethane	1.1	162
cis-1,2-Dichloroethene	NE	NE
trans-1,2-Dichloroethene	NE	NE
Methylene Chloride	630	92,920
Tetrachloroethylene (PCE)	42	6,195
1,1,1-Trichloroethane	5200	766,962
Trichloroethylene (TCE)	2.1	310
Vinyl Chloride	1.7	251

K:\CCA\PROJECTS\Amphenol Corporation\Franklin Indiana\Sewer Gas Screening Limit Calcs\2021-10 Non-Identifying Version\[Table 2 CAOs.xlsx]TABLE 2

* CAOs calculated by dividing the IDEM residential indoor air screening level by the attenuation factor of 0.00678.

NE = Not Established

These sewer gas CAOs are specific to the remedial action and adjacent residences and are not applicable to residences outside of the project area or to other projects. Once soil and groundwater CAOs are met, the sewer gas CAOs developed in this memorandum will no longer be relevant to the remedial action being conducted by Amphenol.