SDMS DocID 2217128

SECOND FIVE-YEAR REVIEW REPORT FOR KIM-STAN LANDFILL SUPERFUND SITE ALLEGHANY COUNTY, VIRGINIA

ORIGINAL

December 2015

Prepared By:
United States Environmental Protection Agency
Region 3
Philadelphia, Pennsylvania

Karen Melvin

Karen Melvin, Acting Director
Hazardous Site Cleanup Division
U.S. EPA, Region III

12/03/2015
Date

TABLE OF CONTENTS

LIST OF ABBREVIATIONS 3
EXECUTIVE SUMMARY 4
FIVE-YEAR REVIEW SUMMARY FORM 5
1.0 Introduction 7
2.0 Site Chronology 8
3.0 Background 9
3.1 PHYSICAL CHARACTERISTICS 9
3.2 LAND AND RESOURCE USE 10
3.3 HISTORY OF CONTAMINATION 10
3.4 INITIAL RESPONSE 10
3.5 BASIS FOR TAKING ACTION 11
4.0 Remedial Actions 14
4.1 REMEDY SELECTION 14
4.2 REMEDY IMPLEMENTATION 15
4.3 OPERATION AND MAINTENANCE (O&M) 16
5.0 Progress Since the Last Five-Year Review 17
6.0 Five-Year Review Process 18
6.1 ADMINISTRATIVE COMPONENTS 18
6.2 COMMUNITY INVOLVEMENT 18
6.3 DOCUMENT REVIEW 19
6.4 DATA REVIEW 23
6.5 SITE INSPECTION 29
6.6 INTERVIEWS 29
7.0 Technical Assessment 30
7.1 QUESTION A: IS THE REMEDY FUNCTIONING AS INTENDED BY THE DECISION DOCUMENTS? 30
7.2 QUESTION B: ARE THE EXPOSURE ASSUMPTIONS, TOXICITY DATA, CLEANUP LEVELS AND RAOS USED AT THE TIME OF REMEDY SELECTION STILL VALID? 31
7.3 QUESTION C: HAS ANY OTHER INFORMATION COME TO LIGHT THAT COULD CALL INTO QUESTION THE PROTECTIVENESS OF THE REMEDY? 32
7.4 TECHNICAL ASSESSMENT SUMMARY 32
8.0 Issues 32
9.0 Recommendations and Follow-up Actions 32
11.0 Next Review 33
Appendix A: List of Documents Reviewed 1
Appendix B: Press Notice 1
Appendix D: Site Inspection Checklist 3
Appendix E: Photographs from Site Inspection Visit 1
Appendix F: 2012 O&M Monitoring Schedule 1

Appendix G: Institutional Control Information 1
Appendix H: Data Review Tables 1
Appendix I: Vapor Intrusion Evaluation 1
Appendix J: Groundwater Monitoring Data J-1
Appendix K: Leachate Monitoring Data K-1
Appendix L: Wetland Sampling Data, 2010-2015 ..... L-1

Tables

Table 1: Chronology of Site Events 8
Table 2: Groundwater COC Cleanup Goals 15
Table 3: Annual O&M Costs 17
Table 4: Progress on Recommendations from the 2010 FYR 17
Table 5: MCL Review for Groundwater COCs 19
Table 6: Site Property Parcels and Ownership 20
Table 7: Institutional Control (IC) Summary Table 21
Table H-1: Arsenic MCL Exceedances in Groundwater Monitoring Wells, 2010-2015 ..... H-1
Table H-2: Methane Concentrations at Perimeter Landfill Gas Monitoring Locations, 2010-2015 ..... H-2
Table I-1: Vapor Intrusion Chemical of Potential Concern (COPC) Evaluation I-1
Table J-1: Groundwater Sampling Data: Inorganic Constituents, 2010-2015 ..... J-1
Table J-2: Groundwater Sampling Data: Organic Constituents, 2010-2015 ..... J-6
Table J-3: Monitoring Well Groundwater Level Summary, 2010-2015 ..... J-2
Table K-1: Landfill Leachate Level Summary, March 2015 ..... K-1
Table K-2: Leachate Levels in Leachate Collection Trench, 2010-2015 ..... K-2
Table K-3: Leachate Levels in Landfill Gas Vents, 2010-2015 ..... K-3
Table L-1: Wetland Sampling Results: Inorganic Constituents, 2010-2015 ..... L-1
Table L-2: Wetland Sampling Results: Volatile Organic Constituents, 2010-2015 ..... L-8

Figures

Figure 1: Site Location Map 12
Figure 2: Detailed Site Map 13
Figure 3: Institutional Control Base Map 22
Figure 4: Groundwater and Wetland Pond Sampling Locations 26
Figure 5: Perimeter Landfill Gas Monitoring Locations 28
Figure J-1: Groundwater Surface Contour Map, February 2015 ..... J-2
Figure K-1: Leachate Surface Contour Map, March 2015 ..... K-3

LIST OF ABBREVIATIONS

ARAR	Applicable or Relevant and Appropriate Requirement
Bgs	Below Ground Surface
BLRA	Baseline Human Health Risk Assessment
CERCLA	Comprehensive Environmental Response, Compensation, and Liability Act
CFR	Code of Federal Regulations
COC	Contaminant of Concern
COPC	Chemical of Potential Concern
EPA	United States Environmental Protection Agency
Ft	Feet
FYR	Five-Year Review
GMW	Gas Monitoring Well
GPRA	Government Performance and Results Act
IC	Institutional Control
KSLOD	Kim-Stan Landfill Overlay District
LCT	Leachate Collection Trench
LEL	Lower Explosive Limit
LMWWTP	Low Moor Waste Water Treatment Plant
MCL	Maximum Contaminant Level
MCLG	Maximum Contaminant Level Goal
MH	Manhole
µg/L	Microgram per Liter
µg/ m3	Microgram per Cubic Meter
MW	Monitoring Well
NCP	National Contingency Plan
NPL	National Priorities List
O&M	Operation and Maintenance
PCB	Polychlorinated Biphenyls
PPM	Parts per Million
PRP	Potentially Responsible Party
PCOR	Preliminary Close Out Report
RAO	Remedial Action Objective
RI/FS	Remedial Investigation/Feasibility Study
ROD	Record of Decision
RPM	Remedial Project Manager
RSL	Regional Screening Level
SWRAU	Sitewide Ready for Anticipated Use
TBC	To-Be-Considered
VISL	Vapor Intrusion Screening Level
VAC	Virginia Administrative Code
VA DEQ	Virginia Department of Environmental Quality
VOC	Volatile Organic Compound
WOT	Wetland Observation Tube

EXECUTIVE SUMMARY

The Kim-Stan Landfill Superfund site (the Site) is located in Selma, Alleghany County, Virginia. Between 1972 and 1990, various owners operated a municipal and industrial waste landfill at the Site. Waste disposal activities contaminated groundwater with vinyl chloride, arsenic and metals.

Between 1990 and 1993, the Virginia Department of Waste Management and the Virginia Department of Transportation conducted several stabilization activities at the Site to address immediate threats to human health and the environment. The United States Environmental Protection Agency (EPA) selected a remedial action under the Superfund statute to address groundwater contamination in a 2002 Record of Decision (ROD). Cleanup included consolidation and capping of landfill waste, installation of a leachate collection system, piping to transfer leachate to the Low Moor Waste Water Treatment Plant (LMWWTP), and upgrades to the LMWWTP. The selected remedy also included routine monitoring and institutional controls to restrict land and groundwater use. EPA completed construction of the selected remedial actions in 2011. On March 1, 2012 the Virginia Department of Environmental Quality (VA DEQ) took over Operation and Maintenance of the Site under the terms of the Superfund State Contract. The VA DEQ currently performs long-term maintenance and monitoring activities at the Site.

EPA listed the Site on the Superfund program's National Priorities List (NPL) in 1999. The triggering action for this Five-Year Review (FYR) was the signing of the previous FYR on December 3, 2010.

The remedy currently protects human health and the environment in the short term. The landfill cap and institutional controls prevent exposure to contaminated soil and groundwater. Routine monitoring ensures that unsafe concentrations of landfill gas are not migrating off site. The remedy will be protective in the long term when the groundwater performance standards selected in the ROD are attained. At that time, a cumulative risk assessment of groundwater contaminants should be performed, including iron and manganese, to assure long term protectiveness.

Government Performance and Results Act (GPRA) Measure Review

As part of this FYR, the GPRA Measures have also been reviewed. The GPRA Measures and their status are provided as follows:

<u>Environmental Indicators</u>
Human Health: Human Exposure Controlled and Protective Remedy in Place
Groundwater Migration: Groundwater Migration under Control

<u>Sitewide Ready for Anticipated Use (SWRAU)</u>
The Site achieved the SWRAU Measure on September 27, 2011.

FIVE-YEAR REVIEW SUMMARY FORM

SITE IDENTIFICATION		
Site Name: Kim-Stan Landfill		
EPA ID: VAD077923449		
Region: 3	**State:** VA	**City/County:** Selma/Alleghany County
SITE STATUS		
NPL Status: Final		
Multiple OUs? No	**Has the site achieved construction completion?** Yes	
REVIEW STATUS		
Lead agency: EPA		
Author name: Anthony Iacobone, with additional support provided by Skeo Solutions		
Author affiliation: EPA Region 3		
Review period: 4/13/20 15 – 12/3/2015		
Date of site inspection: 6/3/2015		
Type of review: Statutory		
Review number: 2		
Triggering action date: 12/3/2010		
Due date *(five years after triggering action date)*: 12/3/2015		

FIVE-YEAR REVIEW SUMMARY FORM (CONTINUED)

Issues/Recommendations

OU(s) without Issues/Recommendations Identified in the Five-Year Review:
Sitewide

Sitewide Protectiveness Statement	
Protectiveness Determination: Short-term Protective	*Addendum Due Date (if applicable):* Not applicable
Protectiveness Statement: The remedy currently protects human health and the environment in the short term. The landfill cap, leachate collection system and institutional controls prevent exposure to contaminated soil and groundwater. Routine monitoring ensures that unsafe concentrations of landfill gas are not migrating off site. The remedy will be protective in the long term when performance standards are attained. When groundwater performance standards are attained a cumulative risk assessment of groundwater contaminants should be performed, including iron and manganese, to assure long term protectiveness.	

Second Five-Year Review Report
for
Kim-Stan Landfill Superfund Site

1.0 Introduction

The purpose of a five-year review (FYR) is to evaluate the implementation and performance of a remedy in order to determine if the remedy will continue to be protective of human health and the environment. FYR reports document FYR methods, findings and conclusions. In addition, FYR reports identify issues found during the review, if any, and document recommendations to address them.

The United States Environmental Protection Agency prepares FYRs pursuant to Section 121(c) of the Comprehensive Environmental Response, Compensation and Liability Act of 1980, as amended (CERCLA), and Section 300.430(f)(4)(ii) of the National Oil and Hazardous Substances Pollution Contingency Plan (NCP). CERCLA Section 121 states:

> If the President selects a remedial action that results in any hazardous substances, pollutants, or contaminants remaining at the site, the President shall review such remedial action no less often than each 5 years after the initiation of such remedial action to assure that human health and the environment are being protected by the remedial action being implemented. In addition, if upon such review it is the judgment of the President that action is appropriate at such site in accordance with section [104] or [106], the President shall take or require such action. The President shall report to the Congress a list of facilities for which such review is required, the results of all such reviews, and any actions taken as a result of such reviews.

EPA interpreted this requirement further in the NCP at 40 C.F.R. Section 300.430(f)(4)(ii), which states:

> If a remedial action is selected that results in hazardous substances, pollutants, or contaminants remaining at the site above levels that allow for unlimited use and unrestricted exposure, the lead agency shall review such action no less often than every five years after initiation of the selected remedial action.

EPA Region 3, with contractor support from Skeo Solutions, conducted the FYR and prepared this report regarding the remedy implemented at the Kim-Stan Landfill Superfund site (the Site) in Selma, Alleghany County, Virginia. EPA conducted this FYR from April to December 2015. EPA is the lead agency for developing and implementing the remedy for the Superfund-financed cleanup at the Site. The Virginia Department of Environmental Quality (VA DEQ), as the support agency representing the Commonwealth of Virginia, has reviewed all supporting documentation and provided input to EPA during the FYR process.

This is the second FYR for the Site. The triggering action for this statutory review is the previous FYR. The FYR is required because hazardous substances, pollutants or contaminants remain at

the Site above levels that allow for unlimited use and unrestricted exposure. The Site consists of one operable unit.

2.0 Site Chronology

Table 1 lists the dates of important events for the Site.

Table 1: Chronology of Site Events

Event	Date
Kim-Stan Landfill began operating as municipal and industrial solid waste landfill	November 1972
Commonwealth of Virginia discovered site contamination	June 1980
EPA performed preliminary site assessment	December 1981
EPA performed site inspection	August 1982
Landfill ceased operation under court order	May 11, 1990
Virginia Department of Health, Bureau of Toxic Substances performed preliminary health assessment	June 1991
EPA Emergency Response Section performed site inspection	May 1992
At the request of the Virginia Department of Waste Management, CH2M HILL performed site inspection	January 1993
Dabney Lancaster Community College published "Possible Effects of Leachate from the Kim-Stan Landfill on the Macro Invertebrate Populations in the Jackson River and Unnamed Stream, Alleghany County, Virginia"	August 1996
EPA performed an expanded site inspection	July 1997
EPA listed Site on Superfund program's National Priorities List (NPL)	July 22, 1999
EPA initiated remedial investigation/feasibility study (RI/FS)	February 8, 2000
EPA completed RI/FS	March 2002
EPA issued Record of Decision (ROD)	September 27, 2002
EPA initiated remedial design	December 2, 2002
EPA completed remedial design	September 18, 2003
EPA initiated remedial action	December 5, 2005
EPA completed remedy construction and issued Preliminary Close Out Report (PCOR)	August 3, 2009
EPA completed the first FYR	December 3, 2010
EPA completed RA improvements (Leachate collection trench pumps and repairs of a leaking sewer line)	March 8, 2011
Institutional Controls Approved by Alleghany County	October 3, 2011
EPA completed remedial action and issued remedial action report	December 29, 2011
Site transferred from EPA to VADEQ	March 1, 2012

3.0 Background

3.1 Physical Characteristics

The Site is a former municipal and industrial landfill in Selma, Alleghany County, Virginia (Figure 1). The former landfill includes two parcels (04300-00-000-010A and 04300-00-000-0170) in the George Washington National Forest. Selma Low Moor Road (Route 696) borders the landfill to the north. An active railroad line and Interstate 64 are also north of the Site. The southern border of the landfill is the north slope of the forested Rich Patch Mountains. The Site is currently vacant and is surrounded by woodlands. Industrial properties are located immediately to the east and west of the Site (Figure 2).

The landfill is an elongated mound that slopes down to Selma Low Moor Road. The highest landfill elevation is about 85 feet above Selma Low Moor Road. The average landfill elevation is about 50 to 60 feet above the roadway. All runoff from the landfill discharges to the woods north of the landfill via culverts under Selma Low Moor Road. The Jackson River is the largest surface water body near the Site. It flows northeast about 1,000 feet north of the Site.

Both a shallow and deep aquifer exist in the vicinity of the Kim Stan landfill. The shallow aquifer consists of fill, alluvium, coarse alluvium, and colluvium. A buried alluvial-filled tributary valley, the Kim Stan Gully, runs under the center of the landfill. This tributary valley, consisting of silty, gravelly sands, is reportedly about 100 feet wide and at least 12 feet deep at the southern edge of the Site and over 1,000 feet wide at the northern edge. The northern edge of the landfill has alluvium ranging in thickness from less than 10 feet near MW06 to over 40 feet near MW10, and coarse alluvium about 30 feet below grade over most of the area. There is no alluvium or colluvium present on the southern edge of the landfill. It is believed that in the early 1800's, the main tributary split at the southern edge of the Site and traveled northeast, with one tributary passing near present-day monitoring well MW06 and the other near MW07. Generally, the buried alluvial-filled tributary valley grades downward into coarser material, with the lower 15 feet consisting of highly-permeable cobbles and gravel with fine sand.

The deep aquifer consists of shale bedrock, which is believed to be Millboro Shale. The bedrock is typically 35 to 40 feet below grade, and may exhibit weathering within the first several feet. The shale exhibits moderately to steeply angled fractures with slickensides and polished surfaces, as well as calcite-filled fractures with occasional pyrite.

Groundwater flow in the shallow aquifer is monitored by monitoring wells MW01S&D; and MW-02S through MW-08S and MW-10S. Monitoring wells indicated by 'LF" monitor leachate within the landfill. The deep aquifer is monitored by monitoring wells MW-02D through MW-08D and MW-10D. Flow in the aquifers is generally in a northerly direction (some flow components are northeasterly and northwesterly), with flow between the aquifers displaying both downward and upward gradients. A perched leachate layer is present along the northernmost-portion of the landfill, adjacent to Route 696.

3.2 Land and Resource Use

Between November 1972 and May 1990, various owners operated a municipal and industrial waste disposal landfill at the Site. The landfill property is zoned for commercial use. The property consists of the capped landfill and remedial structures. Surrounding land uses include a saw mill and sparse residential development to the east, and an historic, unoccupied church to the north (Figure 2). Residences and businesses near the Site obtain drinking water from the County's public water supply. There are no residences downgradient of the Site. An equipment repair business previously operated immediately west of the Site. The facility burned down in Spring 2015.

Clifton Forge, Virginia is the closest town to the Site. It had an estimated population of 3,900 in 2014. The local community is exploring the possibility of using the Site as an environmental education center in the future. The Site achieved the Site Wide Ready for Anticipated Use (SWRAU) Measure on September 27, 2011.

3.3 History of Contamination

In November 1972, landfill operations began at the Site with the disposal of municipal garbage and household debris. The original owners operated the landfill under a permit issued by the Virginia Department of Health. Beginning in October 1978, the landfill accepted industrial waste. Records indicate that facility operators disposed of about 860,000 tons of waste in the landfill. In 1980, the Commonwealth of Virginia learned of the improper disposal of about 5,000 gallons of waste oil containing polychlorinated biphenyls (PCBs) at the landfill. Sampling performed in the early 1980s by the State Water Control Board verified that leachate seeps and surface water samples contained PCBs. The landfill ceased operations following issuance of a temporary injunction by the State Court in May 1990.

3.4 Initial Response

Between May 1990 and January 1993, the Virginia Department of Waste Management and the Virginia Department of Transportation conducted stabilization activities at the Site. These activities included covering the landfill surface with 26,000 cubic yards of soil, installing stormwater management and erosion control features, deactivating the leachate pumping system, and disposing of about 400,000 gallons of leachate off site.

In May 1992, EPA concluded that the landfill leachate did not pose a threat to human health. No further action was considered at that time. In July 1997, a second EPA site inspection concluded that significant amounts of leachate, as well as contaminated groundwater and surface water runoff discharging from the Site, presented environmental concerns. Based on these findings, EPA added the Site to the Superfund program's National Priorities List (NPL) in July 1999. EPA performed a Remedial Investigation and Feasibility Study (RI/FS) for the Site between February 2000 and March 2002.

3.5 Basis for Taking Action

The 2002 RI/FS verified that landfill contaminants migrated vertically into the shallow groundwater and laterally with the groundwater and leachate flow. Investigations found that groundwater contamination was generally confined to the shallow aquifer near the northern edge of the landfill. Leachate is concentrated in a leachate pool at the northern boundary of the landfill waste mass.

The baseline human health risk assessment (BLRA) concluded that exposure to contaminated groundwater presented a significant human health risk, primarily due to vinyl chloride, arsenic, thallium, iron and manganese. The RI also identified Site-related contamination in channel sediment, floodplain sediment, surface water and leachate. However, the risk assessment concluded that cancer and non-cancer risks associated with those media were within EPA's acceptable risk range. The ecological risk assessment found no significant ecological risks to aquatic habitats and ecological communities.

Figure 1: Site Location Map

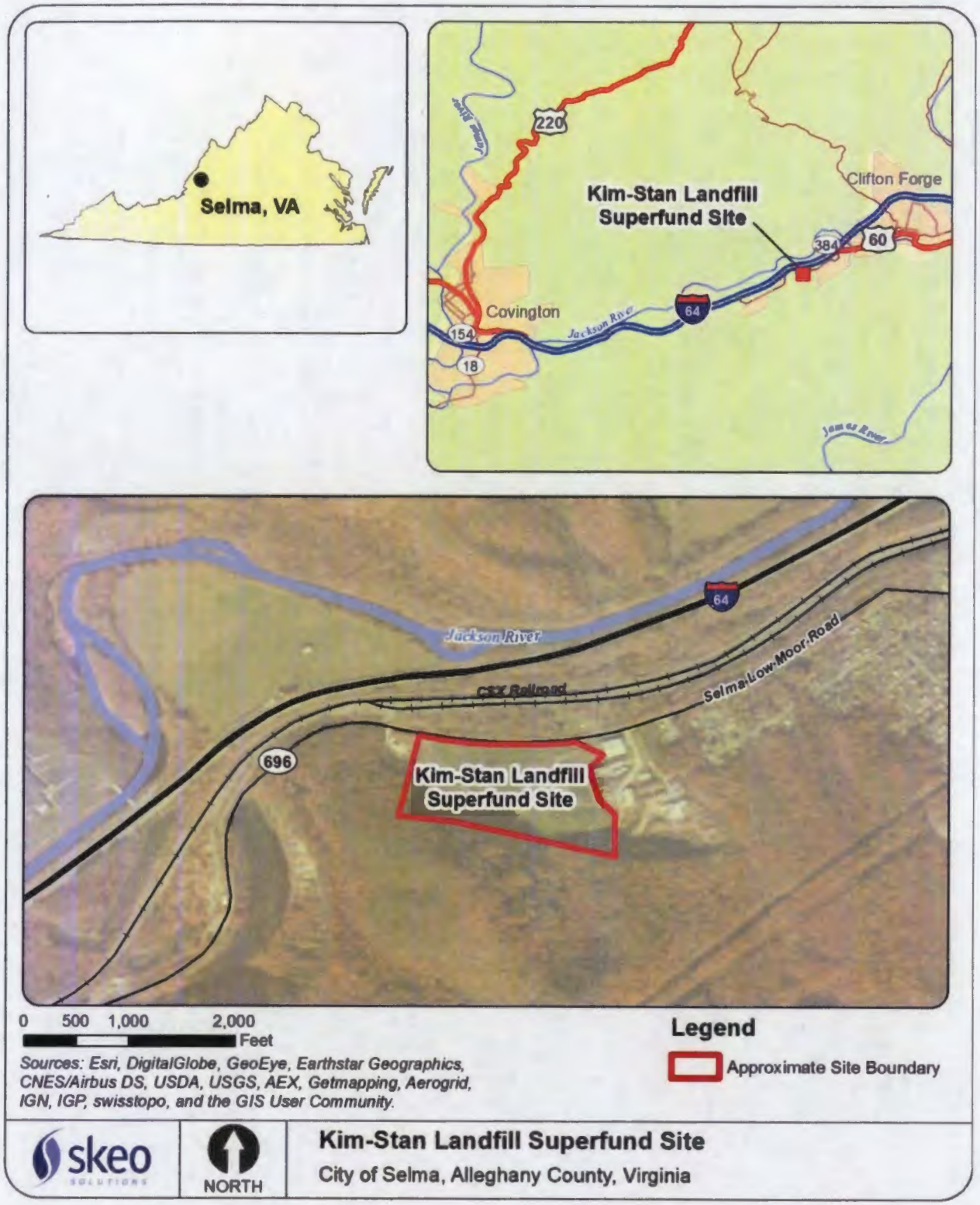

Disclaimer: This map and any boundary lines within the map are approximate and subject to change. The map is not a survey. The map is for informational purposes only regarding EPA's response actions at the Site.

Figure 2: Detailed Site Map

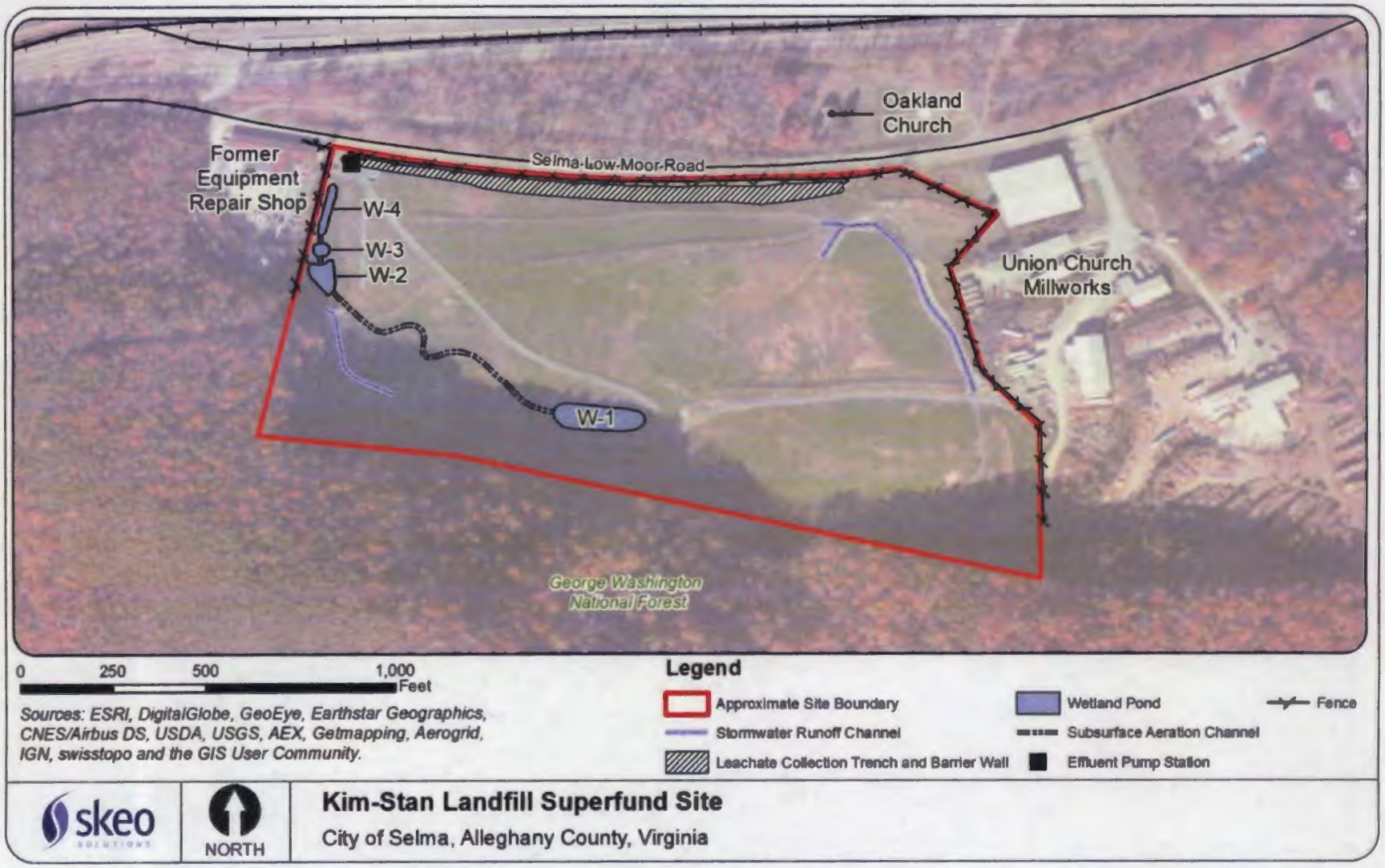

Disclaimer: This map and any boundary lines within the map are approximate and subject to change. The map is not a survey. The map is for informational purposes only regarding EPA's response actions at the Site

4.0 Remedial Actions

In accordance with CERCLA and the NCP, the overriding goals for any remedial action are protection of human health and the environment and compliance with applicable or relevant and appropriate requirements (ARARs). A number of remedial alternatives were considered for the Site, and final selection was made based on an evaluation of each alternative against nine evaluation criteria specified in Section 300.430(e)(9)(iii) of the NCP.

4.1 Remedy Selection

EPA selected a long-term remedy to address sitewide contamination in the September 2002 ROD. The ROD listed the following remedial action objectives (RAOs):

- Prevent direct contact with and migration of the landfill waste.
- Mitigate production and uncontrolled release of landfill gases.
- Mitigate production and uncontrolled release of leachate.
- Restore groundwater quality through source control.

The remedy selected in the ROD included:

- Consolidation of landfill wastes visible outside the landfill property boundary. These wastes were to be consolidated into the landfill.
- Installation of a multi-layer cap over the landfill to reduce, to the maximum extent practicable, infiltration of water into the waste and the resulting production of leachate and groundwater contamination.
- Installation of a leachate collection system (trench and barrier wall) to prevent migration of leachate from the landfill property. Containment of leachate within the landfill property to allow removal and treatment of the leachate at an off-site facility.
- Installation of piping and associated equipment to convey leachate to the Low Moor Waste Water Treatment Plant (LMWWTP) for treatment.
- Performance of upgrades to the LMWWTP to treat collected leachate.
- Conveyance of collected leachate to the LMWWTP and treatment of the leachate.
- Implementation of institutional controls to protect the integrity of the multi-layer landfill cap, leachate collection system and other remedy components on the Site property, and to prevent use of contaminated groundwater until performance standards are achieved.
- Routine groundwater monitoring to document progress toward the groundwater performance standards and to determine the need for continued limits on groundwater use.

Table 2 summarizes performance standards established in the 2002 ROD for the Site's groundwater contaminants of concern (COCs).

Table 2: Groundwater COC Cleanup Goals

Groundwater COC[a]	Cleanup Goal (µg/L)[b]
Arsenic	10[c]
Vinyl chloride	2[c]
Thallium	0.5[d]

Notes:

a. While not defined as groundwater COCs in the ROD, the Site's BLRA identified iron and manganese as groundwater COCs that present an unacceptable risk to human health. The BLRA further stated that iron and manganese are not hazardous substances and are not associated with non-zero maximum contaminant level goals (MCLGs), federal or state maximum contaminant levels (MCLs) or Virginia groundwater standards. While EPA anticipates that attainment of cleanup goals for arsenic, thallium and vinyl chloride will reduce the risks presented by iron and manganese to acceptable levels, the ROD did not establish cleanup standards for these contaminants.

b. The 2002 ROD established the more stringent of the federal non-zero MCLGs, federal or state MCLs, and existing state groundwater standards as groundwater cleanup goals. The federal MCLs and MCLGs are listed in Table 11 of the 2002 ROD.

c. Groundwater cleanup goals for arsenic and vinyl chloride are federal MCLs.

d. The groundwater cleanup goal for thallium is the federal MCLG (0.5 µg/L), as it is more stringent than the federal thallium MCL of 2.0 µg/L.

µg/L – microgram per liter

4.2 Remedy Implementation

EPA began remedial design in December 2002. EPA completed the remedial design in September 2003.

EPA and VA DEQ implemented remedial action at the Site in three phases:

- LMWWTP Upgrade: Between December 2005 and October 2006, EPA constructed an additional 250,000 gallon reactor tank at the LMWWTP to help the plant handle leachate from the Site. The LMWWTP is located 2 miles southwest of the Site.
- Leachate Pipeline: Between December 2005 and May 2007, EPA constructed a dedicated leachate pipeline to convey leachate from the landfill to the LMWWTP.
- Leachate Collection System and Landfill Capping: EPA constructed a leachate collection trench (LCT) to intercept leachate and prevent it from leaving the Site. The LCT is about 30 feet below ground and about 1,650 feet long. The system includes a pre-treatment system to reduce concentrations of ammonia, iron and biochemical oxygen demand in collected leachate. During pre-treatment, collected leachate is pumped from the leachate collection manhole at the western end of the LCT to wetland pond #1 (W-1) on top of the landfill. The leachate then flows, via gravity, from W-1 to W-4 through an underground aeration channel (Figure 2). Pre-treated leachate then discharges to the effluent pump station and is pumped to the LMWWTP through the Alleghany County sewer system.

EPA constructed a multi-layer cap over the landfill and planted about 1,500 trees at the Site. The plantings were designed to blend the Site into the surrounding George Washington National Forest and to enhance the ecological habitat. However, the natural environment has flourished and native plant species now enhance the ecological habitat at the Site. EPA conducted this

remedial phase primarily between August 2007 and July 2009, with final project completion in March 2011.

EPA and VA DEQ conducted a pre-final inspection in June 2009, and determined that the remedy was constructed in accordance with remedial design plans and specifications. EPA documented completion of remedy construction in the Site's August 2009 Preliminary Close Out Report (PCOR) and December 2011 remedial action report.

The ROD requires groundwater monitoring to document progress toward achieving RAOs for groundwater and to determine the need for groundwater use restrictions. Effective March 1, 2012, pursuant to the Superfund State Contract for the Site, VA DEQ took over Operation & Maintenance for the Site and all required site monitoring. Per the Site's revised, EPA-approved 2012 sampling and analysis plan monitoring schedule (Appendix F), The VA DEQ monitors groundwater and landfill gas, measures leachate levels, samples the wetland ponds, and inspects the landfill and leachate treatment system.

Institutional controls required by the ROD have been implemented. See Section 6.3 for additional institutional control information.

4.3 Operation and Maintenance (O&M)

Quarterly landfill inspections include inspection of the landfill cap; gas management system; leachate collection, conveyance and treatment system; engineered wetland ponds; and aeration channel. VA DEQ reports inspection findings in quarterly Operation and Maintenance Field Inspection Reports. A review of quarterly reports revealed no major O&M issues. During the February 2013 site inspection, VA DEQ observed evidence of vandalism at sampling locations LF-12, wetland observation tubes (WOT)-01 and WOT-02. Vandals knocked the lid off LF-12 and removed the tubing. VA DEQ promptly replaced the tubing and re-secured the lid. Vandals filled WOT-01 and WOT-02 with rocks. VA DEQ removed the rocks and re-secured the lids. During several quarterly inspections since late 2010, passive "whirly" gas vents on the landfill cap were found to be non-functional. Upon discovery, VA DEQ repaired the vents to ensure proper operation. In order to deter future trespassing, VA DEQ installed "no trespassing" signs along the Site's northern fence line. Alleghany County personnel visit and inspect the Site seven days a week and site access is restricted by locking gates. Only EPA, VA DEQ and the County have keys to the gate locks.

The ROD estimated the annual O&M cost for each of the first five years as $212,783, and $196,033 for years six through 30. O&M costs from 2012 to 2014 were significantly lower than estimated. As of March 31, 2015, 30,136,652 gallons of leachate from the Site have been treated by the LMWWTP since pumping operations began in 2007. Beginning in 2015, with EPA approval, VA DEQ reduced groundwater monitoring frequency from four times a year to twice a year, which is expected to result in O&M cost savings.

Table 3: Annual O&M Costs

Year	Landfill O&M Costs	Monitoring Costs	Total Annual O&M Costs
2012	$41,688	$58,020	$99,708
2013	$33,260	$62,793	$96,053
2014	$36,172	$60,887	$97,059

5.0 Progress Since the Last Five-Year Review

The protectiveness statement from the 2010 FYR for the Site stated the following:

The Site is considered protective in the short term. In order to achieve long term protectiveness, minor modification to the leachate collection trench must be completed to ensure that the leachate within the trench is able to optimally flow and institutional controls must be implemented.

The 2010 FYR included four issues and recommendations. This report summarizes each recommendation and its current status below.

Table 4: Progress on Recommendations from the 2010 FYR

Recommendations	Party Responsible	Milestone Date	Action Taken and Outcome	Date of Action
EPA will install a 12-inch diameter well with a submersible pump in the vicinity of TGV-2. Leachate will be pumped over the obstruction into the manhole pump station.	EPA	3/31/11	EPA installed a bypass ("Coyote") pump in the LCT near TGV-2 to pump leachate over the trench obstruction to the manhole pump station.	3/08/2011
EPA will install a 12-inch diameter well with a submersible pump in the vicinity of TGV-6. Leachate will be pumped over the obstruction into the manhole pump station.	EPA	3/31/11	EPA installed a bypass ("Coyote") pump in the LCT near TGV-6 to pump leachate over the trench obstruction to the manhole pump station.	3/08/2011
EPA will continue working with Alleghany County to implement an overlay district prohibiting disturbances to the cap and the construction of potable well within the cap and a 200 foot buffer around the cap, extending northward to the Jackson River.	EPA	3/31/11	The Alleghany County Code of Ordinances, Section 66-382, established the Kim-Stan Landfill Overlay District (KSLOD) to provide implementation of the institutional controls required by the 2002 ROD. See Section 6.3 for additional institutional control information.	10/4/2011

Recommendations	Party Responsible	Milestone Date	Action Taken and Outcome	Date of Action
EPA will replace a leaking stormwater line that is allowing leachate to leave the Site.	EPA	3/31/11	Existing stormwater manhole MH-02A was modified to direct underground-conveyed stormwater to an existing stormwater surface swale located at the southeast corner of the Site. Ultimately, this water ends up in the leachate trench and is discharged to the LMWWTP.	3/08/2011

Prior to the completion of the stormwater line repairs, leachate from the landfill was flowing and discharging into a small creek and wetlands area north/northeast of the landfill. Arsenic at concentrations above MCLs have been observed in monitoring wells down gradient from the repairs. EPA will continue to review the monitoring reports for wells in this area to determine if the repair results in lower levels of arsenic over time.

6.0 Five-Year Review Process

6.1 Administrative Components

EPA Region 3 initiated the FYR in April 2015 and scheduled its completion for December 2015. EPA Remedial Project Manager (RPM) Anthony Iacobone led the EPA site review team, which included contractor support provided to EPA by Skeo Solutions. The review schedule established consisted of the following activities:

- Community notification.
- Document review.
- Data collection and review.
- Site inspection.
- Local interviews.
- FYR Report development and review.

6.2 Community Involvement

On October 15, 2015, EPA published a public notice in the Virginian Review newspaper announcing the commencement of the FYR process for the Site, providing contact information for the EPA Community Involvement Coordinator and inviting community participation. The press notice is reproduced in Appendix B. No one contacted EPA as a result of the advertisement.

EPA will make the final FYR Report available to the public. EPA will place copies of the document in the designated site repository (Clifton Forge Public Library, located at 535 Church Street in Clifton Forge, VA 24422). Upon completion of the FYR, EPA will place a public notice

in the Virginian Review newspaper to announce the availability of the final FYR Report in the Site's document repository.

6.3 Document Review

This FYR included a review of relevant Site-related documents, including the ROD, remedial action report and recent monitoring data. Appendix A provides a complete list of the documents reviewed.

ARAR Review

CERCLA Section 121(d)(1) requires that Superfund remedial actions attain "a degree of cleanup of hazardous substance, pollutants, and contaminants released into the environment and of control of further release at a minimum which assures protection of human health and the environment." The remedial action must achieve a level of cleanup that at least attains those requirements that are legally applicable or relevant and appropriate.

Groundwater

The 2002 ROD established the more stringent of the state and federal drinking water standards as groundwater ARARs. The state standards are published in the Virginia Administrative Code (VAC) at 12 VAC 5-590-440. The federal drinking water standards are the MCLs, established under the Safe Drinking Water Act (42 U.S.C. §300f). Table 5 compares the MCLs at the time of the ROD to current state and federal MCLs.

Table 5: MCL Review for Groundwater COCs

COC	2002 ROD MCL (µg/L)[a]	Current Federal MCL (µg/L)[b]	Current State MCL (µg/L)[c]	MCL Change
Arsenic	10	10	10	None
Thallium	2	2	2	None
Vinyl chloride	2	2	2	None

Notes:

a. Federal MCLs are listed in Table 11 of the 2002 ROD. State standards were not provided.

b. Current federal MCLs were obtained from http://water.epa.gov/drink/contaminants/index.cfm (accessed June 1, 2015).

c. Current state MCLs were obtained from Table 2.2 for inorganic compounds and Table 2.3 for organic compounds of the State Waterworks Regulations dated October 2014 from http://www.vdh.virginia.gov/ODW/documents/pdf/12VAC5-590_10-10-14.pdf (accessed June 2, 2015).

Landfill Gas

The 2002 ROD identified the Virginia solid waste management regulations for sanitary landfills (Chapter 9 VAC, 20-80-280) as the ARAR for decomposition gases at solid waste disposal facilities. According to Chapter 9 VAC, 20-80-280, explosive gas (methane) concentrations must be less than 25 percent of the lower explosive limit (LEL) in facility structures (excluding gas control or recovery system components) and less than the LEL at the facility or site boundary. As part of this FYR, the Virginia environmental code was reviewed. The Commonwealth of Virginia repealed 9VAC 20-80-280 in March 2011 and replaced it with 9VAC20-81-140. The original and new regulations specify the same operating requirements (http://leg1.state.va.us/cgi-bin/legp504.exe?000+reg+9VAC20-81-140). Although the regulatory citation has changed, the

performance standards established as ARARs for landfill gas monitoring have not changed since the ROD was issued.

Institutional Control Review

The 2002 ROD requires institutional controls to prevent groundwater use and to protect the integrity of the landfill cap, leachate collection system and other remedial components. Specifically, the ROD requires institutional controls at the landfill property, within a 200-foot buffer around the landfill boundary, and between the northern edge of the buffer and the Jackson River to prevent use of groundwater for drinking, bathing or cooking until groundwater performance standards are met.

Alleghany County land records indicate that Kim-Stan, Inc. owns the landfill property. This entity completed a Chapter 7 bankruptcy in 1994. In that same year, the Commonwealth of Virginia revoked Kim-Stan's corporate status. EPA was never able to locate a representative of the property owner to discuss implementation of land and groundwater use restrictions at the Site.

On October 4, 2011, Alleghany County amended its zoning code by establishing the Kim-Stan Landfill Overlay District (KSLOD). The KSLOD, codified in Chapter 66, Article XII, Section 66-382 of the Alleghany County Code of Ordinances, implemented the institutional controls required by the 2002 ROD. The KSLOD prohibits excavation and any activities that could adversely affect the remedy within the Kim-Stan Landfill Protection Zone (Figure 3), except as approved by EPA. It also prohibits extraction of groundwater within the entire institutional control area for drinking, bathing or cooking, except as approved by EPA. The KSLOD meets the ROD's institutional control requirements. See Appendix G for additional institutional control information.

In May 2015, Skeo staff conducted online research using the Alleghany County Mapping website (http://alleghany.mapsdirect.net/) to verify ownership of the site parcels (Table 6).

Table 6: Site Property Parcels and Ownership

Parcel Number	Owner
04300-00-000-010A	Kim-Stan, Inc.
04300-00-000-0170	Kim-Stan, Inc.

Table 7 lists the institutional controls associated with areas of interest at the Site.

Table 7: Institutional Control (IC) Summary Table

Area of Interest – Soil and Groundwater at the Kim-Stan Landfill and Surrounding Properties (Specific Parcels: 04300-00-000-010A and 04300-00-000-0170)						
Media	**ICs Needed**	**ICs Called for in the Decision Documents**	**Impacted Parcel(s)**	**IC Objective**	**Instrument in Place**	**Notes**
Ground water	Yes	Yes	04300-00-000-010A, 04300-00-000-0170 and all property located within the KSLOD	Prevent use of groundwater for drinking, bathing or cooking until groundwater performance standards are met	KSLOD [a]	The KSLOD prohibits extraction of groundwater within the ROD-established institutional control area for drinking, bathing or cooking, except as approved by EPA
Soil	Yes	Yes	04300-00-000-010A and 04300-00-000-0170	Protect the integrity of the landfill cap, leachate collection system and other remedial components, and prevent exposure to contaminants within the landfill	KSLOD	The KSLOD prohibits excavation and any activities that could adversely affect the remedy within the Kim-Stan Landfill Protection Zone, except as approved by EPA

[a] KSLOD information is available online at: https://www.municode.com/library/va/alleghany_county/codes/code_of_ordinances?nodeId=CO_CH66ZO_ARTXIIMIOVDI_S66-381OVDIGE.

Figure 3: Institutional Control Base Map

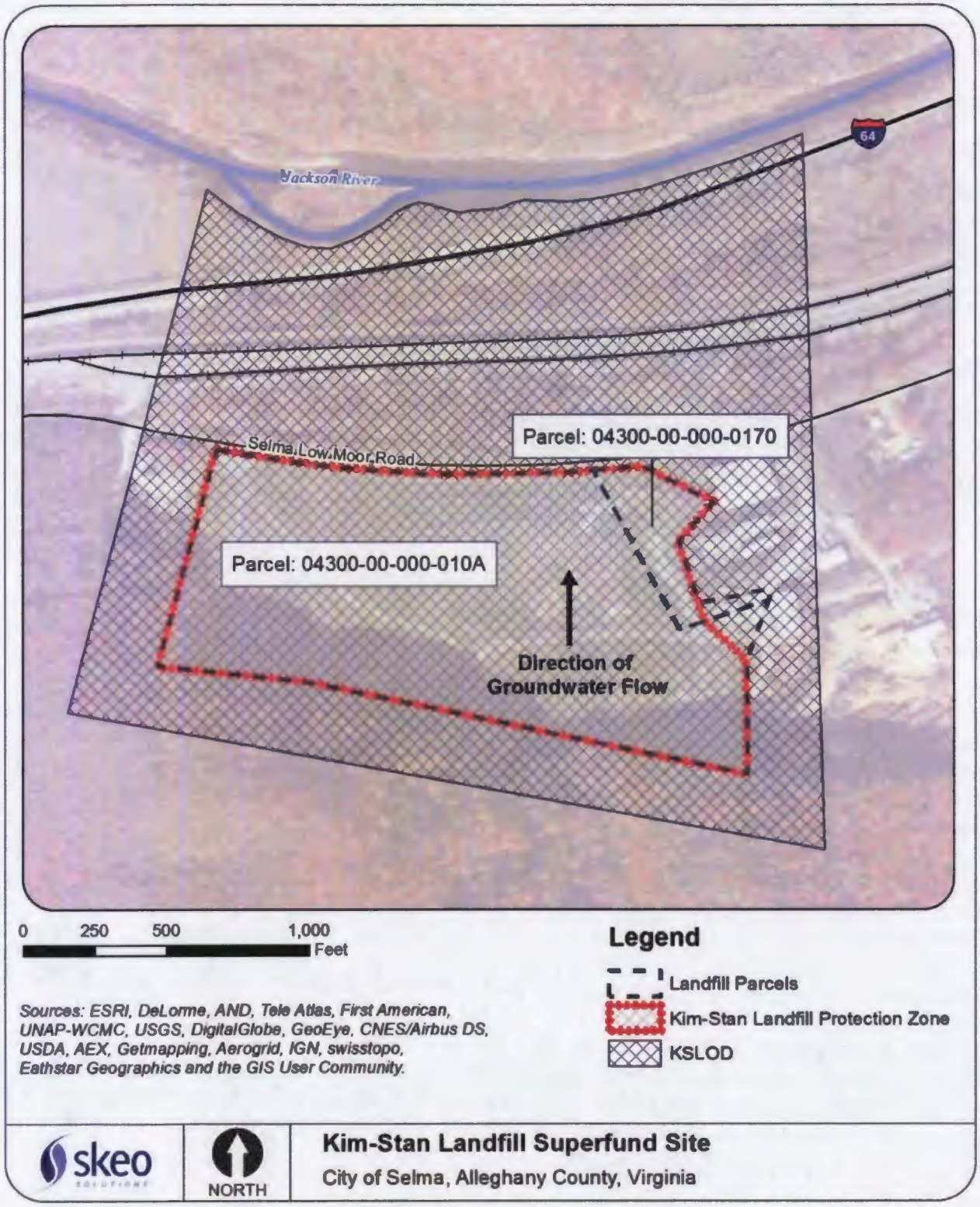

Disclaimer: This map and any boundary lines within the map are approximate and subject to change. The map is not a survey. The map is for informational purposes only regarding EPA's response actions at the Site.

6.4 Data Review

Groundwater

According to the ROD, EPA anticipated that attainment of the performance standards for thallium, arsenic and vinyl chloride would reduce the risk presented by all Site-related contaminants to acceptable levels. Groundwater samples are collected and analyzed per the Site's September 2012 Revised Sampling and Analysis Plan (Appendix F) and compared to MCLs. This data review examined groundwater monitoring data collected between January 2010 and February 2015 (Tables J-2 and J-3). Groundwater monitoring wells monitor both shallow (overburden) and deep (bedrock) groundwater conditions. Table J-4 shows well depth and screening information for all wells.

Between January 2010 and February 2015, thallium and vinyl chloride were not observed above their MCLs (Tables J-2 and J-3). The MCLG cleanup goal for thallium is 0.5 µg/L. In February 2012, a thallium result of 1.4 µg/L was observed at monitoring well (MW)-03S. Thallium was not detected at that location during any other sampling event between January 2010 and February 2015. This indicates that the single MCLG exceedance was an anomaly and not representative of typical thallium concentrations at MW-03S. While the ROD established the federal MCLG as the groundwater cleanup goal for thallium (as it is more stringent than the federal MCL), groundwater monitoring data for thallium are currently compared to the higher, federal thallium MCL (2 µg/L).

Historically, arsenic has been above its MCL in LF-15D, LF-15S, MW-05S, MW-06D, MW-06S and MW-07S (Figure 4, Tables H-1 and J-2). Groundwater data from January 2010 to February 2015 show that the highest levels of arsenic are concentrated at and near the northeastern corner of the Site. Arsenic at the MW-08 well pair, located east of the wells that typically exhibit arsenic MCL exceedances, has been either not detected or detected well below the MCL since 2010. These data suggest that groundwater contamination is not present east of the MW-07 well pair. Groundwater data do not show any trends in arsenic concentrations. Groundwater exceeds the arsenic MCL at the locations discussed above. Properties located downgradient of the Site are connected to the public water supply and do not use groundwater for domestic purposes. Groundwater use restrictions, implemented through the KSLOD, also prohibit use of groundwater and installation of groundwater wells at and near the Site. Groundwater data indicate that all locations where groundwater contamination is present above MCLs are located within the KSLOD.

Groundwater monitoring data from shallow and deep bedrock wells downgradient of the LCT (MW-01S/D through MW-05S) verify that the LCT is effectively preventing movement of leachate beyond the LCT (Tables J-2 and J-3). Before construction of the barrier wall and LCT, visible leachate seeps downgradient of the landfill indicated leachate migration outside of the landfill. Since completion of remedy construction, leachate seeps are no longer observed, providing further evidence that the remedy is effectively preventing the migration of leachate from the areas intercepted by the leachate barrier wall and trench.

While not defined as groundwater COCs in the ROD, the Site's BLRA identified iron and manganese as present in groundwater at concentrations which pose an unacceptable risk to

human health. The BLRA further stated that iron and manganese are not hazardous substances and are not associated with non-zero MCLGs, federal or state MCLs or Virginia groundwater standards. EPA anticipates that attainment of cleanup goals for arsenic, thallium and vinyl chloride will reduce the risks presented by iron and manganese to acceptable levels. The ROD did not establish cleanup standards for these contaminants.

In order to evaluate manganese and iron concentrations in groundwater at the Site, this FYR compared concentrations of those contaminants to EPA's health-based tap water regional screening levels (RSLs). The current tap water RSL is 1,400 µg/L for iron, and 43 µg/L for manganese. Of the 28 groundwater monitoring wells routinely monitored, 14 of them contained iron concentrations above the RSL at least once between January 2010 and February 2015 (Table J-1 and J-2). The highest groundwater iron concentrations are typically observed downgradient of the landfill in LF-15S, MW-05S, MW-05D, MW-06S, MW-06D and MW-07S. Well MW-05S consistently contains the highest iron concentrations, ranging between a low of 17,100 µg/L in February 2011 and a high of 50,100 µg/L in August 2012. Other locations sporadically show much higher iron concentrations, including LF-15 (85,700 µg/L in February 2012), MW-03S (83,500 µg/L in February 2012) and LF-11D (147,000 µg/L in August 2014). Of the 28 groundwater monitoring wells routinely monitored, 17 of them contained manganese concentrations above the RSL of 430 µg/L at least once between January 2010 and February 2015 (Table J-1). The highest groundwater manganese concentrations are typically observed downgradient of the landfill in MW-04S, MW-05S, MW-06S, MW-06D and MW-07S. Well MW-07S consistently contains the highest manganese concentrations, ranging between a low of 1,040 µg/L in September 2011, to a high of 17,400 µg/L in November 2010.

While elevated iron and manganese concentrations are present outside of the landfill boundary, there is currently no complete exposure pathway for contaminated groundwater. When groundwater performance standards are attained a cumulative risk assessment of groundwater contaminants should be performed, including iron and manganese, to assure long term protectiveness.

Hydraulic connection between the shallow and deep aquifers beneath the Site is limited. According to the Site's 2002 ROD, most of the interconnection is likely related to bedrock fractures, where gradients allow leakage upward or downward through the fracture system. Although the shale is highly weathered near the interface between the shallow and deep aquifers, the shale itself is relatively impermeable. A comparison of groundwater elevation data for shallow and deep well pairs collected between 2010 and 2015 indicate that both upward and downward vertical hydraulic gradients exist across the Site (Table J-4). Arsenic concentrations slightly above the MCL are sometimes present in deep wells LF-15D and MW-06D. However, groundwater monitoring results do not indicate that the downward gradients are moving groundwater contamination into the deep aquifer.

Leachate

Leachate levels are measured quarterly at the trench and landfill gas vents, engineered wetland ponds, leachate collection trench, pump station and manhole gas vents. Average depth to leachate within the landfill has increased from 26.81 feet in January 2010 to 31.73 feet in March 2015. Leachate levels are well below the landfill cap surface and do not pose a threat of seeping

through the ground surface. See Appendix K for leachate level measurements and a leachate surface contour map (Figure K-1).

Wetland Sampling

Per the Site's September 2012 Revised Sampling and Analysis Plan, VA DEQ performs quarterly sampling of eight Wetland Observation Tubes (WOTs) (WOT-01, WOT-02, WOT-03, WOT-04, WOT-05, WOT-06, WOT-07 and WOT-08) that monitor the landfill's four engineered wetland ponds (W-1, W-2, W-3 and W-4).

Between January 2010 and March 2015, vinyl chloride and thallium concentrations at all wetland sampling locations were either not detected or below the 2 μg/L MCLs (Tables L-1 and L-2). Between January 2010 and March 2015, arsenic concentrations exceeded the 10 μg/L MCL at WOT-01 in September 2011 (16.0 μg/L), November 2012 (17.4 μg/L), August 2014 (13.6 μg/L) and November 2014 (11.8 μg/L). Arsenic was not detected at WOT-1 in March 2015. All other wetland pond sampling results for arsenic have been either below the MCL or not detected.

Analytical results from the engineered wetland ponds are relatively consistent between 2010 and 2014. Constituent concentrations decrease significantly between WOT-1 and WOT-4, indicating that the ponds are effectively pre-treating leachate water quality before discharge to the Alleghany County sewer system.

Figure 4: Groundwater and Wetland Pond Sampling Locations

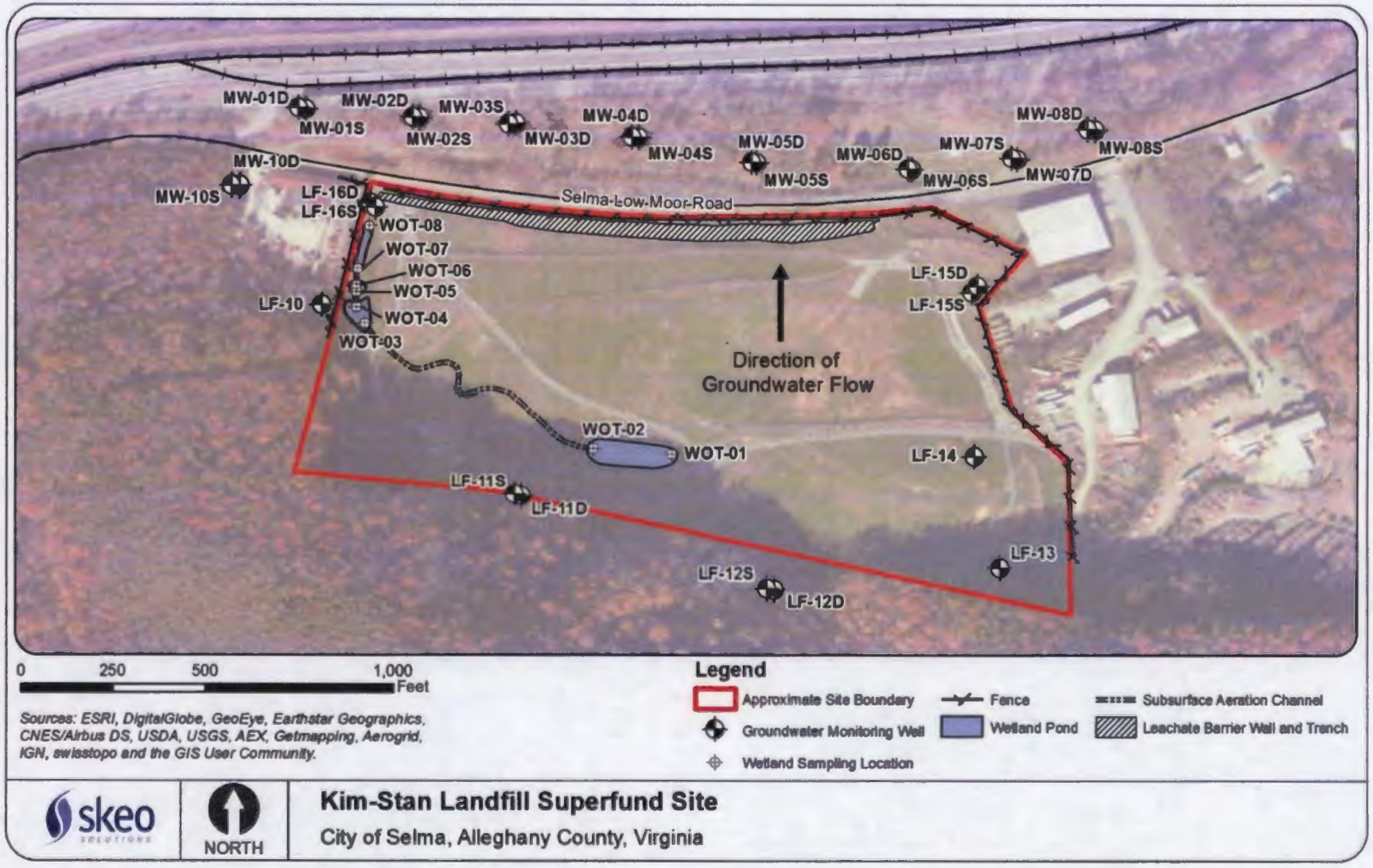

Disclaimer: This map and any boundary lines within the map are approximate and subject to change. The map is not a survey. The map is for informational purposes only regarding EPA's response actions at the Site.

Landfill Gas Monitoring

In accordance with the September 2012 Revised Sampling and Analysis Plan and ARARs identified in the ROD, methane gas should not exceed 25 percent of the LEL for methane (i.e., 1.25 percent methane) in on-Site and neighboring structures, or exceed the LEL for methane (i.e., 5 percent methane) at the Site boundary. VA DEQ performs quarterly landfill gas monitoring at 25 sampling locations (gas monitoring wells, pull boxes, manholes, catch basins, the leachate collection trench pump station and effluent pump station).

Landfill gas data between July 2012 and March 2015 indicate that landfill gas at most perimeter monitoring locations is not detected, or detected at low concentrations well below the methane LEL (Appendix H, Table H-2). Methane concentrations at gas monitoring well (GMW)-04 consistently exceed the LEL for methane. Between July 2012 and March 2015, methane concentrations at GMW-04 have ranged from 0.1 percent in August 2012, to 75.3 percent in May 2013 (Table H-2).

In January 2012, EPA investigated the elevated methane concentrations at and near GMW-04. EPA determined that elevated methane concentrations are from decomposing subsurface wood, rather than waste buried under the landfill. The investigation suggested that decomposing wood near GMW-04 and along Route 696 may be associated with historical railroad operations. There are no inhabited structures or residences north of GMW-04. Based on this information, there is no complete exposure pathway for landfill gas and no further remedial actions are needed at this time.

Methane concentrations in manholes (MH)-03, MH-04 and MH-05 routinely exceed the LEL, but by relatively small amounts. These monitoring points are on the Site's eastern boundary (Figure 5). Between July 2012 and March 2015, methane concentrations at MH-03, MH-04 and MH-05 ranged from non-detect to 19.5 percent in MH-03 during April 2012 (Table H-2). With the active Union Millworks facility immediately east of MH-03, MH-04 and MH-05, VA DEQ determined it was necessary to monitor for landfill gas inside the mill building to make sure landfill gas is not migrating off site. Gas monitoring from five sampling events between August 2013 and March 2015 found no landfill gas in the mill facility. VA DEQ determined that slightly elevated methane concentrations along the Site's eastern boundary do not indicate that landfill gas is leaving the Site. Non-detectable methane concentrations at GMW-07, immediately east of MH-04, further supports the conclusion that landfill gas is not migrating beyond the Site boundary at that location (Figure 5 and Table H-2). VA DEQ is considering additional efforts to determine the cause and extent of methane along the eastern side of the Site, and will pursue remedial action if needed. VA DEQ will continue to monitor landfill gas concentrations at the Union Millworks facility twice a year. EPA routinely reviews landfill gas monitoring data and will coordinate with VA DEQ to take necessary actions if data indicate that methane concentrations above the LEL are migrating beyond the Site boundary.

Figure 5: Perimeter Landfill Gas Monitoring Locations

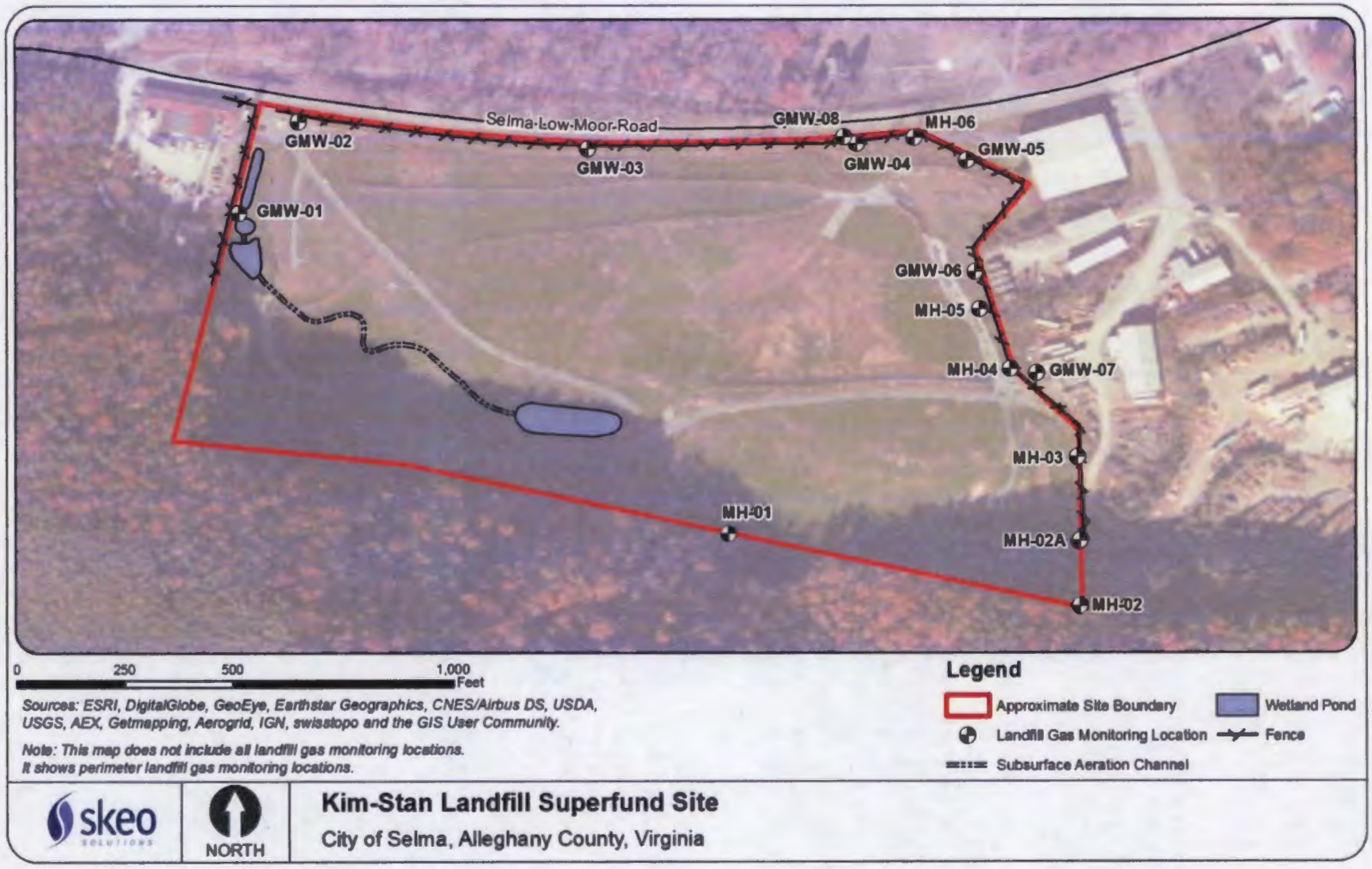

Disclaimer: This map and any boundary lines within the map are approximate and subject to change. The map is not a survey. The map is for informational purposes only regarding EPA's response actions at the Site.

6.5 Site Inspection

A site inspection took place on June 3, 2015. Site inspection participants included Anthony Iacobone (EPA Region 3 RPM); Richard Criqui and Kevin Greene (VA DEQ); Chris Clark and Gary Hepler (Alleghany County); and Amanda Goyne and Melissa Oakley (Skeo Solutions).

Site inspection participants met at the Alleghany County Governmental Complex for a site briefing and then went to the Kim-Stan Landfill. The inspection began at the leachate effluent pump station at the northwest corner of the Site. All observed manholes, pumps and leachate collection system equipment appeared to be in good condition. Site inspection participants then toured the landfill cap. Groundwater monitoring wells observed were secured with locks and appeared to be in good condition. Vegetation on the landfill cap appeared healthy and well-established, and no evidence of burrowing was observed on the cap. Several small trees, planted by EPA, grow on the surface of the cap. There is no evidence that roots from the trees affect the integrity of the cap liner. Stormwater diversion structures effectively divert stormwater around the landfill. All stormwater drainage channels observed were free of obstructions and appeared to be in good condition. Vegetation in the wetland ponds appeared healthy and well-established. A wood fence surrounds the Site on the west, north and east sides. The Site entrance is secured with a locking gate. Signs to deter trespassing are clearly posted along the northern fence line. Seibel Heavy Equipment Repair, Inc., a former equipment maintenance facility directly west of the landfill, burned down in Spring 2015. Future plans for the Seibel property are currently unknown.

Following the landfill tour, site inspection participants toured the LMWWTP. The wastewater treatment tank constructed at the plant as part of the Site remedy was not in operation during the Site inspection. Chris Clark, Alleghany County Director of Public Works, explained how the plant functions and that the new tank has successfully increased the plant's treatment capacity. On June 3, 2015, Skeo Solutions staff visited the designated site repository, the Clifton Forge Public Library, as part of the Site inspection. No Site-related documents are maintained at the library.

Appendix D includes a completed Site Inspection Checklist. Appendix E includes photographs taken during the site inspection.

6.6 Interviews

Interviews beyond meeting with public officials during the Site visit were not conducted.

7.0 Technical Assessment

7.1 Question A: Is the remedy functioning as intended by the decision documents?

Yes. The review of documents, ARARs, risk assumptions and the site inspection indicate that the remedy is functioning as intended by the 2002 ROD. There are currently no complete exposure pathways at the Site. Consolidation of landfill waste under the multi-layer cap prevents infiltration of rainwater through the landfill mass, effectively reducing leachate production and groundwater contamination. The cap also prevents exposure to landfill wastes. The leachate collection system prevents leachate from leaving the Site and contains leachate for on-Site pre-treatment and discharge to the LMWWTP. The ecological risk assessment found no significant ecological risks to aquatic habitats and ecological communities, and the remedy addresses the groundwater to surface water pathway by effectively preventing Site-related groundwater contamination from daylighting into nearby surface water bodies. Groundwater monitoring data from shallow and deep wells downgradient of the LCT indicate that the LCT is effectively preventing migration of leachate beyond the landfill boundary. Monitoring data indicate that leachate levels are well below the landfill cap and do not pose a threat of seeping through the ground surface. Institutional controls, implemented through the KSLOD, prohibit any activities that could adversely affect the remedy. Routine maintenance and site inspections help maintain integrity of the landfill cap and leachate collection system.

Groundwater monitoring data indicate that groundwater is being restored at and near the landfill. Between January 2010 and February 2015, thallium and vinyl chloride were below MCLs. Only once between January 2010 and February 2015 was thallium detected above the MCLG cleanup goal of 0.5 µg/L (1.4 µg/L at MW-03S in February 2012). Thallium has not been detected at that location during any other sampling event between January 2010 and February 2015. This indicates that the single MCLG exceedance was an anomaly and not representative of typical thallium concentrations at MW-03S. While the ROD established the federal MCLG as the groundwater cleanup goal for thallium (as it is more stringent than the federal MCL), groundwater monitoring data for thallium are currently compared to the higher, federal thallium MCL (2 µg/L). While arsenic concentrations above the MCL are typically observed at and near the northeastern corner of the Site, data do not show any trends in arsenic concentrations. The KSLOD prohibits extraction of groundwater in the institutional control area for drinking, bathing or cooking, except as approved by EPA. Properties downgradient of the Site are connected to the public water supply and do not use groundwater for domestic purposes. While there are currently no complete exposure pathways for groundwater contamination, monitoring locations northeast of the landfill routinely exhibit elevated arsenic, iron and manganese concentrations. Groundwater contaminant concentrations exceed the ROD performance standard for arsenic outside the landfill. Prior to the completion of stormwater line repairs in 2011, leachate from the landfill was flowing and discharging into a small creek and wetlands area north/northeast of the landfill. EPA will continue to review the monitoring reports for wells in this area to determine if the repair results in lower levels of arsenic over time.

Landfill gas monitoring data from July 2012 to March 2015 show that landfill gas at most landfill perimeter monitoring locations is either typically not detected, or detected at low concentrations well below the methane LEL. These data indicate that unsafe concentrations of

landfill gas are not migrating off the landfill. While methane concentrations at GMW-04 consistently exceed the LEL for methane, under the Site's current land use scenario there is no complete exposure pathway for landfill gas. Monitoring of landfill gas north of GMW-04 may be needed if land use changes north of the Site. VA DEQ routinely monitors landfill gas to the east of the Site at the Union Millworks facility. Landfill gas monitoring from five sampling events between August 2013 and March 2015 found no landfill gas in the mill facility.

7.2 Question B: Are the exposure assumptions, toxicity data, cleanup levels and RAOs used at the time of remedy selection still valid?

Changes in Standards and To-Be-Considered (TBC) Criteria

Federal MCLs for arsenic, vinyl chloride and thallium have not changed since 2002. The federal MCLG for thallium (0.5 µg/L) has not changed since 2002. EPA has not established MCLs for iron and manganese, and cleanup goals were not selected in the ROD. According to the BLRA, EPA anticipates that attainment of the performance standards for thallium, arsenic and vinyl chloride will reduce the risk presented by all site-related contaminants to acceptable levels. To demonstrate that remediation of thallium, arsenic and vinyl chloride will also reduce other contaminants to acceptable levels and to evaluate remedy effectiveness, health-based levels such as EPA's tap water RSLs should be considered for evaluating long-term groundwater monitoring data.

Changes in Exposure Pathways

There have been no changes in exposure pathways at the Site.

Changes in Toxicity and Other Contaminant Characteristics

There are no toxicity changes that affect the protectiveness of the remedy. While exposure to groundwater is under control, it is recommended that groundwater RSLs be used for those contaminants without established performance standards or MCLs to ensure that laboratory sampling is at a detection limit low enough to catch all contaminants during sampling.

Changes in Risk Assessment Methods

Since the 2002 ROD, there have been several changes in EPA's risk assessment guidance. These include changes in toxicity values for some contaminants, dermal guidance, inhalation methodologies, exposure factors and methods (e.g., evaluating vinyl chloride in early life stages), and vapor intrusion. The most significant change has been with vapor intrusion, which requires multiple lines of evidence to evaluate the pathway. The Remedial Action Objectives in the 2002 ROD are still valid to address the risks posed by Site conditions and will be met by the constructed remedy. However, a cumulative risk assessment will be performed for the Site with the most up-to-date guidance and toxicity values when groundwater performance standards have been achieved.

A vapor intrusion pathway evaluation using multiple lines of evidence is now part of EPA's standardized risk assessment methodology. This FYR conducted a screening-level risk evaluation of the vapor intrusion exposure pathway for a future structure built on the Site using the most current groundwater data from the shallow zone. To determine if any new COCs would be identified for this exposure pathway, this FYR entered the maximum 2014 VOC detections in groundwater into EPA's vapor intrusion screening level (VISL) calculator based on standard

default residential exposure assumptions (Appendix I). The results of this screening-level analysis show that the cumulative cancer risk is below the lower end of EPA's risk management range and the cumulative noncancer hazard index (HI) is well below 1.0. This screening-level analysis suggests that this pathway is likely not a future concern because the calculator does not account for site-specific soil properties that could reduce the risks even lower. In addition, there are no occupied structures on site. Finally, concentrations have been declining over time and since 2010, monitoring results show that most VOCs are not detected or are detected at concentrations close to the detection limits for VOC analysis. Thus, based on several lines of evidence, the vapor intrusion pathway is not expected to pose a future concern and does not require further analysis.

Expected Progress Toward Meeting RAOs

Based on a review of data and current Site conditions, three of the four RAOs have been achieved including 1) preventing direct contact with and migration of the landfill waste, 2) mitigating the production and uncontrolled release of landfill gases, and 3) mitigating production and uncontrolled release of leachate. The fourth RAO, restoring groundwater quality through source control, is progressing as COC concentrations have declined in all areas with the exception of the northwest corner (specifically for arsenic) since the ROD was issued.

7.3 Question C: Has any other information come to light that could call into question the protectiveness of the remedy?

No information has come to light that could call into question the protectiveness of the remedy.

7.4 Technical Assessment Summary

The review of documents, ARARs, risk assumptions, cleanup levels and the site inspection indicate that the remedy is functioning as intended by the Site's decision documents. The landfill cap prevents infiltration of rainwater through the landfill mass and prevents exposure to landfill wastes. Monitoring data indicate that source control is restoring groundwater quality, leachate levels do not pose a threat of seeping through the ground surface, the LCT is effectively preventing leachate migration outside of the landfill boundary and unsafe concentrations of landfill gas are not migrating off Site. Institutional controls are in place to restrict groundwater use and prohibit activities that could compromise the integrity of the remedy. While there have been changes in toxicity and risk assessment methodology since the 2002 ROD, those changes do not affect the protectiveness of the remedy. While there are no currently complete exposure pathways for groundwater contamination, monitoring locations north of the landfill exhibit elevated arsenic, iron and manganese concentrations. When groundwater performance standards are attained a cumulative risk assessment of groundwater contaminants should be performed, including iron and manganese, to assure long term protectiveness.

8.0 Issues

There are no current Site issues that affect protectiveness.

9.0 Recommendations and Follow-up Actions

There are no recommendations to address current Site issues.

The following additional items, though not expected to affect protectiveness, warrant additional follow-up:

- Continued monitoring of landfill gas at additional points north of the Site is recommended if land use changes north of the Site.
- Groundwater monitoring data for thallium is currently compared to the federal thallium MCL (2 μg/L). While thallium is typically either not detected, or detected at concentrations below its ROD-established cleanup goal (MCLG of 0.5 μg/L), groundwater data should be compared to the federal MCLG, not the higher federal MCL.
- When calculating risk using the MCLs for groundwater COCs, arsenic exceeds EPA's cancer risk criteria and arsenic and thallium exceed EPA's non-cancer HI of 1. In addition, the cumulative cancer risk is exceeded. Groundwater COC concentrations should be assessed for risk once remediation goals are met.
- Provide the Site's records repository with copies of Site-related documents.
- Sampling & Analysis plan should be updated.
- A risk assessment for Iron and Manganese should be performed once ROD performance standards are achieved.
- Continue to monitor for Arsenic.

10.0 Protectiveness Statement

The remedy currently protects human health and the environment in the short term. The landfill cap, leachate collection system and institutional controls prevent exposure to contaminated soil and groundwater. Routine monitoring ensures that unsafe concentrations of landfill gas are not migrating off site. The remedy will be protective in the long term when performance standards are attained. When groundwater performance standards are attained a cumulative risk assessment of groundwater contaminants should be performed, including iron and manganese, to assure long term protectiveness.

11.0 Next Review

The next FYR will be due within five years of the signature/approval date of this FYR.

Appendix A: List of Documents Reviewed

2010 First Quarter Monitoring Report – Kim Stan Landfill. Prepared by Tetra Tech NUS, Inc. for EPA Region III. March 2010.

2010 Third Quarter Monitoring Report – Kim Stan Landfill. Prepared by Tetra Tech NUS, Inc. for EPA Region III. September 2010.

2011 First Quarter Monitoring Report – Kim Stan Landfill. Prepared by Tetra Tech NUS, Inc. for EPA Region III. April 2011.

2012 Second Quarter Monitoring Report – Kim Stan Landfill. Prepared by Joyce Engineering for Virginia Department of Environmental Quality. August 2012.

2012 Third Quarter Monitoring Report – Kim Stan Landfill. Prepared by Joyce Engineering for Virginia Department of Environmental Quality. December 2012.

2012 Fourth Quarter Monitoring Report and Annual Report – Kim Stan Landfill. Prepared by Joyce Engineering for Virginia Department of Environmental Quality. March 2013.

2013 First Quarter Monitoring Report – Kim Stan Landfill. Prepared by Joyce Engineering for Virginia Department of Environmental Quality. May 2013.

2013 Second Quarter Monitoring Report – Kim Stan Landfill. Prepared by Joyce Engineering for Virginia Department of Environmental Quality. July 2013.

2013 Third Quarter Monitoring Report – Kim Stan Landfill. Prepared by Joyce Engineering for Virginia Department of Environmental Quality. November 2013.

2013 Fourth Quarter Monitoring Report and Annual Report – Kim Stan Landfill. Prepared by Joyce Engineering for Virginia Department of Environmental Quality. April 2014.

2014 First Quarter Monitoring Report – Kim Stan Landfill. Prepared by Joyce Engineering for Virginia Department of Environmental Quality. June 2014.

2014 Second Quarter Monitoring Report – Kim Stan Landfill. Prepared by Joyce Engineering for Virginia Department of Environmental Quality. July 2014.

2014 Third Quarter Monitoring Report – Kim Stan Landfill. Prepared by Joyce Engineering for Virginia Department of Environmental Quality. December 2014.

2014 Fourth Quarter Monitoring Report and Annual Report – Kim Stan Landfill. Prepared by Joyce Engineering for Virginia Department of Environmental Quality. February 2015.

2015 First Quarter Monitoring Report – Kim Stan Landfill. Prepared by Joyce Engineering for Virginia Department of Environmental Quality. June 2015.

EPA Superfund Record of Decision, Kim-Stan Landfill, Selma, Virginia. EPA. September 2002.

Final Remedial Investigation Report, Volume 1 of 2, Remedial investigation and Feasibility Study, Kim-Stan Landfill Site, Selma, Alleghany County, Virginia. Prepared by Tetra Tech/Black & Veatch for EPA Region III. September 2001.

Final Remedial Investigation Report, Volume 2 of 2, Remedial investigation and Feasibility Study, Kim-Stan Landfill Site, Selma, Alleghany County, Virginia. Prepared by Tetra Tech/Black & Veatch for EPA Region III. September 2001.

First Five-Year Review for Kim-Stan Landfill Site, Selma, Alleghany County, Virginia. EPA Region III. December 2010.

Kim-Stan Landfill Sampling and Analysis Plan. Prepared by Joyce Engineering for Virginia Department of Environmental Quality. July 2012, Revised September 2012.

Alleghany County Code of Ordinances, Section 66-382, Kim-Stan Landfill Overlay District. October 2011.

Operation and Maintenance Manual for Kim-Stan Landfill Site, Selma, Alleghany County, Virginia. Prepared by Tetra Tech NUS, Inc. for EPA. September 2011.

Preliminary Close Out Report for Kim-Stan Landfill Superfund Site, Selma, Virginia. August 2009.

Remedial Action Report for Kim Stan Landfill Site, Selma, Alleghany County, Virginia. Prepared by Tetra Tech NUS, Inc. for EPA Region III. December 2011.

Appendix B: Press Notice

EPA Reviews Cleanup

Kim-Stan Landfill Superfund Site

The U.S. Environmental Protection Agency (EPA) is conducting a second Five-Year Review of the Kim-Stan Landfill Superfund Site located in Selma, Alleghany County. EPA inspects sites regularly to ensure that cleanups conducted remain fully protective of public health and the environment. EPA's previous review conducted in 2010 found the cleanup remedy to be protective. Results of the current review will be available by December 2015.

To access results of the review (starting Dec. 2015):
http://epa.gov/5yr

To learn detailed site and contact information:
http://go.usa.gov/36MkY

To listen to a podcast about EPA Five-Year Reviews:
http://go.usa.gov/9rkW

To ask questions or provide site information contact:
Carrie Deitzel **Phone:** 215-814-5525 **Email:** deitzel.carrie@epa.gov

Appendix D: Site Inspection Checklist

FIVE-YEAR REVIEW SITE INSPECTION CHECKLIST

I. SITE INFORMATION

Site Name: Kim-Stan Landfill	**Date of Inspection:** 06/03/2015
Location and Region: Selma, Virginia/EPA Region 3	**EPA ID:** VAD077923449
Agency, Office or Company Leading the Five-Year Review: EPA	**Weather/Temperature:** Cloudy/Rainy - 60 degrees F.

Remedy Includes: (Check all that apply)

- ☒ Landfill cover/containment
- ☒ Access controls
- ☒ Institutional controls
- ☐ Ground water pump and treatment
- ☐ Surface water collection and treatment
- ☒ Monitored natural attenuation
- ☐ Ground water containment
- ☒ Vertical barrier walls
- ☒ Other: The remedy includes a leachate barrier wall and collection trench, and a series of wetland ponds to pre-treat leachate before its discharge to the county sewer system and LMWWTP.

Attachments: ☒ Inspection team roster attached ☒ Site map attached

II. INTERVIEWS (check all that apply)

1. **O&M Site Manager** _____ Name _____ Title _____ Date

Interviewed ☐ at site ☐ at office ☐ by phone Phone: _____
Problems, suggestions ☐ Report attached: _____

2. **O&M Staff** _____ Name _____ Title _____ Date

Interviewed ☐ at site ☐ at office ☐ by phone Phone: _____
Problems/suggestions ☐ Report attached: _____

3. **Local Regulatory Authorities and Response Agencies** (i.e., state and tribal offices, emergency response office, police department, office of public health or environmental health, zoning office, recorder of deeds, or other city and county offices). Fill in all that apply.

Agency _____
Contact _____ Name _____ Title _____ Date _____ Phone No.
Problems/suggestions ☐ Report attached: _____

Agency _____
Contact _____ Name _____ Title _____ Date _____ Phone No.
Problems/suggestions ☐ Report attached: _____

Agency _____
Contact _____ Name _____ Title _____ Date _____ Phone No.
Problems/suggestions ☐ Report attached: _____

Agency _____
Contact _____ Name _____ Title _____ Date _____ Phone No.

Problems/suggestions ☐ Report attached: _____

Agency _____
Contact _____ _____ _____ _____
Name Title Date Phone No.
Problems/suggestions ☐ Report attached: _____

4. **Other Interviews** (optional) ☐ Report attached: _____

III. ON-SITE DOCUMENTS AND RECORDS VERIFIED (check all that apply)

1. **O&M Documents**

☒ O&M manual	☒ Readily available	☒ Up to date	☐ N/A
☒ As-built drawings	☒ Readily available	☒ Up to date	☐ N/A
☒ Maintenance logs	☒ Readily available	☒ Up to date	☐ N/A

Remarks: No documents are kept on site. EPA, Alleghany County and VA DEQ maintain O&M documents at their respective agencies. All documents can be accessed at any time.

2. **Site-Specific Health and Safety Plan** ☐ Readily available ☐ Up to date ☒ N/A

☐ Contingency plan/emergency response plan ☐ Readily available ☐ Up to date ☒ N/A

Remarks: _____

3. **O&M and OSHA Training Records** ☐ Readily available ☐ Up to date ☒ N/A

Remarks: _____

4. **Permits and Service Agreements**

☐ Air discharge permit	☐ Readily available	☐ Up to date	☒ N/A
☐ Effluent discharge	☐ Readily available	☐ Up to date	☒ N/A
☐ Waste disposal, POTW	☐ Readily available	☐ Up to date	☒ N/A
☐ Other permits: _____	☐ Readily available	☐ Up to date	☒ N/A

Remarks: Site activities do not require permits. Pre-treated leachate effluent is not discharged to a waterway, but pumped directly to the LMWWTP for treatment.

5. **Gas Generation Records** ☒ Readily available ☒ Up to date ☐ N/A

Remarks: Landfill gas montitoring records are maintained by the State's O&M contractor, Joyce.

6. **Settlement Monument Records** ☐ Readily available ☐ Up to date ☒ N/A

Remarks: _____

7. **Ground Water Monitoring Records** ☒ Readily available ☒ Up to date ☐ N/A

Remarks: Joyce routinely submits groundwater monitoring results to VA DEQ.

8. **Leachate Extraction Records** ☒ Readily available ☒ Up to date ☐ N/A

Remarks: Joyce routinely submits leachate collection and analysis results to VA DEQ.

9. **Discharge Compliance Records**

☐ Air	☐ Readily available	☐ Up to date	☒ N/A
☐ Water (effluent)	☐ Readily available	☐ Up to date	☒ N/A

Remarks: _____

10. **Daily Access/Security Logs** ☐ Readily available ☐ Up to date ☐ N/A

Remarks: Daily access logs are not maintained. Alleghany County personnel visit and inspect the Site seven days a week. Site access is restricted by locking gates. Only EPA, VA DEQ and the County have keys to the gate locks.

IV. O&M COSTS

1. **O&M Organization**

☐ State in-house ☒ Contractor for state

☐ PRP in-house ☐ Contractor for PRP

☐ Federal facility in-house ☐ Contractor for Federal facility

☒ Joyce performs monitoring activities. Alleghany County performs landfill maintenance activities.

2. **O&M Cost Records**

☒ Readily available ☒ Up to date

☒ Funding mechanism/agreement in place ☐ Unavailable

Original O&M cost estimate: The ROD estimated the annual O&M cost at $196,033 for years six through 30 of the remedy. ☐ Breakdown attached

Total annual cost by year for review period if available

Year: 2012	$99,708 Total cost
Year: 2013	$96,053 Total cost
Year: 2014	$97,059 Total cost

3. **Unanticipated or Unusually High O&M Costs during Review Period**

Describe costs and reasons: There have been no unanticipated or unusually high O&M costs during the review period.

V. ACCESS AND INSTITUTIONAL CONTROLS ☒ Applicable ☐ N/A

A. Fencing

1. **Fencing Damaged** ☐ Location shown on site map ☐ Gates secured ☒ N/A

Remarks: All fencing appeared to be in good condition.

B. Other Access Restrictions

1. **Signs and Other Security Measures** ☐ Location shown on site map ☐ N/A

Remarks: Gates are secured with locks and warning signs are clearly posted along the northern site boundary.

C. Institutional Controls (ICs)

1. **Implementation and Enforcement**

Site conditions imply ICs not properly implemented ☐ Yes ☒ No ☐ N/A

Site conditions imply ICs not being fully enforced ☐ Yes ☒ No ☐ N/A

Type of monitoring (e.g., self-reporting, drive by): _____

Frequency: _____

Responsible party/agency: _____

Contact	_____	_____	_____
	Name	Title	Date	Phone no.

Reporting is up to date	☐ Yes	☐ No	☒ N/A
Reports are verified by the lead agency	☐ Yes	☐ No	☒ N/A
Specific requirements in deed or decision documents have been met	☐ Yes	☐ No	☒ N/A
Violations have been reported	☐ Yes	☐ No	☒ N/A

Other problems or suggestions: ☐ Report attached

2. **Adequacy** ☒ ICs are adequate ☐ ICs are inadequate ☐ N/A

Remarks: The KSLOD meets all institutional control requirements.

D. General

1. **Vandalism/Trespassing** ☐ Location shown on site map ☐ No vandalism evident

Remarks: Some tresspassing has occured at the Site since 2010. VA DEQ installed "No Tresspassing" signs along the road at the Site's northern boundary to help deter tresspassers.

2. **Land Use Changes On Site** ☒ N/A

Remarks: _____

3. **Land Use Changes Off Site** ☐ N/A

Remarks: The equipment maintenance business immediately west of the Site burned down in spring 2015. The burnt structure and equipment remnants remain on site. It appears that no business operations are taking place at that property.

VI. GENERAL SITE CONDITIONS

A. Roads ☒ Applicable ☐ N/A

1. **Roads Damaged** ☐ Location shown on site map ☒ Roads adequate ☐ N/A

Remarks: _____

B. Other Site Conditions		
Remarks: _____		
VII. LANDFILL COVERS	☒ Applicable	☐ N/A
A. Landfill Surface		
1. **Settlement** (low spots) Arial extent: _____ Remarks: _____	☐ Location shown on site map	☒ Settlement not evident Depth: _____
2. **Cracks** Lengths: _____ Remarks: _____	☐ Location shown on site map Widths: _____	☒ Cracking not evident Depths: _____
3. **Erosion** Arial extent: _____ Remarks: _____	☐ Location shown on site map	☒ Erosion not evident Depth: _____
4. **Holes** Arial extent: _____ Remarks: _____	☐ Location shown on site map	☒ Holes not evident Depth: _____
5. **Vegetative Cover** ☒ No signs of stress Remarks: _____	☒ Grass ☒ Trees/shrubs (indicate size and locations on a diagram)	☒ Cover properly established
6. **Alternative Cover** (e.g., armored rock, concrete) Remarks: _____		☒ N/A
7. **Bulges** Arial extent: _____ Remarks: _____	☐ Location shown on site map	☒ Bulges not evident Height: _____
8. **Wet Areas/Water Damage** ☐ Wet areas ☐ Ponding ☐ Seeps ☐ Soft subgrade Remarks: _____	☒ Wet areas/water damage not evident ☐ Location shown on site map ☐ Location shown on site map ☐ Location shown on site map ☐ Location shown on site map	Arial extent: _____ Arial extent: _____ Arial extent: _____ Arial extent: _____
9. **Slope Instability** ☒ No evidence of slope instability Arial extent: _____ Remarks: _____	☐ Slides	☐ Location shown on site map

B. Benches ☒ Applicable ☐ N/A

(Horizontally constructed mounds of earth placed across a steep landfill side slope to interrupt the slope in order to slow down the velocity of surface runoff and intercept and convey the runoff to a lined channel.)

1. **Flows Bypass Bench** ☐ Location shown on site map ☒ N/A or okay

Remarks: _____

2. **Bench Breached** ☐ Location shown on site map ☒ N/A or okay

Remarks: _____

3. **Bench Overtopped** ☐ Location shown on site map ☒ N/A or okay

Remarks: _____

C. Letdown Channels ☒ Applicable ☐ N/A

(Channel lined with erosion control mats, riprap, grout bags or gabions that descend down the steep side slope of the cover and will allow the runoff water collected by the benches to move off of the landfill cover without creating erosion gullies.)

1. **Settlement** (Low spots) ☐ Location shown on site map ☒ No evidence of settlement

Arial extent: _____ Depth: _____

Remarks: _____

2. **Material Degradation** ☐ Location shown on site map ☒ No evidence of degradation

Material type:_____ Arial extent: _____

Remarks: _____

3. **Erosion** ☐ Location shown on site map ☒ No evidence of erosion

Arial extent: _____ Depth: _____

Remarks: _____

4. **Undercutting** ☐ Location shown on site map ☒ No evidence of undercutting

Arial extent: _____ Depth: _____

Remarks: _____

5. **Obstructions** Type: _____ ☒ No obstructions

☐ Location shown on site map Arial extent: _____

Size: _____

Remarks: _____

6. **Excessive Vegetative Growth** Type: _____

☒ No evidence of excessive growth

☐ Vegetation in channels does not obstruct flow

☐ Location shown on site map Arial extent: _____

Remarks: _____

D. Cover Penetrations ☒ Applicable ☐ N/A

1. **Gas Vents** ☐ Active ☒ Passive

☐ Properly secured/locked ☒ Functioning ☒ Routinely sampled ☒ Good condition

☐ Evidence of leakage at penetration ☐ Needs maintenance ☐ N/A

Remarks: _____

2. **Gas Monitoring Probes**

☐ Properly secured/locked ☐ Functioning ☐ Routinely sampled ☐ Good condition

☐ Evidence of leakage at penetration ☐ Needs maintenance ☒ N/A

Remarks: _____

3. **Monitoring Wells** (within surface area of landfill)

☐ Properly secured/locked ☐ Functioning ☒ Routinely sampled ☐ Good condition

☐ Evidence of leakage at penetration ☐ Needs maintenance ☐ N/A

Remarks: _____

4. **Extraction Wells Leachate**

☐ Properly secured/locked ☐ Functioning ☐ Routinely sampled ☐ Good condition

☐ Evidence of leakage at penetration ☐ Needs maintenance ☒ N/A

Remarks: _____

5. **Settlement Monuments** ☐ Located ☐ Routinely surveyed ☒ N/A

Remarks: _____

E. Gas Collection and Treatment ☒ Applicable ☐ N/A

1. **Gas Treatment Facilities**

☐ Flaring ☐ Thermal destruction ☐ Collection for reuse

☐ Good condition ☐ Needs maintenance

Remarks: Landfill gas is not treated, it leaves the landfill through passive vents located on the landfill surface.

2. **Gas Collection Wells, Manifolds and Piping**

☒ Good condition ☐ Needs maintenance

Remarks: _____

3. **Gas Monitoring Facilities** (e.g., gas monitoring of adjacent homes or buildings)

☐ Good condition ☐ Needs maintenance ☒ N/A

Remarks: _____

F. Cover Drainage Layer ☒ Applicable ☐ N/A

1. **Outlet Pipes Inspected** ☒ Functioning ☐ N/A

Remarks: _____

2. **Outlet Rock Inspected** ☒ Functioning ☐ N/A

Remarks: _____

G. Detention/Sedimentation Ponds ☐ Applicable ☒ N/A

1. **Siltation**	Area extent: _____	Depth: _____	☐ N/A
☐ Siltation not evident			
Remarks: _____			
2. **Erosion**	Area extent: _____	Depth: _____	
☐ Erosion not evident			
Remarks: _____			
3. **Outlet Works**	☐ Functioning		☐ N/A
Remarks: _____			
4. **Dam**	☐ Functioning		☐ N/A
Remarks: _____			
H. Retaining Walls	☐ Applicable	☒ N/A	
1. **Deformations**	☐ Location shown on site map	☐ Deformation not evident	
Horizontal displacement: _____		Vertical displacement: _____	
Rotational displacement: _____			
Remarks: _____			
2. **Degradation**	☐ Location shown on site map	☐ Degradation not evident	
Remarks: _____			
I. Perimeter Ditches/Off-Site Discharge	☒ Applicable	☐ N/A	
1. **Siltation**	☐ Location shown on site map	☒ Siltation not evident	
Area extent: _____		Depth: _____	
Remarks: _____			
2. **Vegetative Growth**	☐ Location shown on site map	☒ N/A	
☐ Vegetation does not impede flow			
Area extent: _____		Type: _____	
Remarks: _____			
3. **Erosion**	☐ Location shown on site map	☒ Erosion not evident	
Area extent: _____		Depth: _____	
Remarks: _____			
4. **Discharge Structure**	☒ Functioning	☐ N/A	
Remarks: _____			
VIII. VERTICAL BARRIER WALLS	☒ Applicable	☐ N/A	
1. **Settlement**	☐ Location shown on site map	☒ Settlement not evident	
Area extent: _____		Depth: _____	
Remarks: _____			
2. **Performance**	Type of monitoring: Groundwater and leachate levels are routinely		

Monitoring measured.

☐ Performance not monitored

Frequency: Groundwater levels are measured twice a year, leachate levels are measured quarterly. ☐ Evidence of breaching

Head differential: _____

Remarks: No issues noted.

IX. GROUND WATER/SURFACE WATER REMEDIES ☒ Applicable ☐ N/A

A. Ground Water Extraction Wells, Pumps and Pipelines ☐ Applicable ☒ N/A

1. **Pumps, Wellhead Plumbing and Electrical**

☐ Good condition ☐ All required wells properly operating ☐ Needs maintenance ☐ N/A

Remarks: _____

2. **Extraction System Pipelines, Valves, Valve Boxes and Other Appurtenances**

☐ Good condition ☐ Needs maintenance

Remarks: _____

3. **Spare Parts and Equipment**

☐ Readily available ☐ Good condition ☐ Requires upgrade ☐ Needs to be provided

Remarks: _____

B. Surface Water Collection Structures, Pumps and Pipelines ☒ Applicable ☐ N/A

1. **Collection Structures, Pumps and Electrical**

☒ Good condition ☐ Needs maintenance

Remarks: All stormwater runoff drainage ditches appeared to be in good condition.

2. **Surface Water Collection System Pipelines, Valves, Valve Boxes and Other Appurtenances**

☐ Good condition ☐ Needs maintenance

Remarks: Not applicable.

3. **Spare Parts and Equipment**

☐ Readily available ☐ Good condition ☐ Requires upgrade ☐ Needs to be provided

Remarks: Not applicable.

C. Treatment System ☐ Applicable ☒ N/A

1. **Treatment Train** (check components that apply)

☐ Metals removal ☐ Oil/water separation ☐ Bioremediation

☐ Air stripping ☐ Carbon adsorbers

☐ Filters: _____

☐ Additive (e.g., chelation agent, flocculent): _____

☐ Others: _____

☐ Good condition ☐ Needs maintenance

☐ Sampling ports properly marked and functional

☐ Sampling/maintenance log displayed and up to date

☐ Equipment properly identified

☐ Quantity of ground water treated annually: _____

☐ Quantity of surface water treated annually: _____

Remarks: _____

2. **Electrical Enclosures and Panels** (properly rated and functional)

☐ N/A ☐ Good condition ☐ Needs maintenance

Remarks: _____

3. **Tanks, Vaults, Storage Vessels**

☐ N/A ☐ Good condition ☐ Proper secondary containment ☐ Needs maintenance

Remarks: _____

4. **Discharge Structure and Appurtenances**

☐ N/A ☐ Good condition ☐ Needs maintenance

Remarks: _____

5. **Treatment Building(s)**

☐ N/A ☐ Good condition (esp. roof and doorways) ☐ Needs repair

☐ Chemicals and equipment properly stored

Remarks: _____

6. **Monitoring Wells** (pump and treatment remedy)

☐ Properly secured/locked ☐ Functioning ☐ Routinely sampled ☐ Good condition

☐ All required wells located ☐ Needs maintenance ☐ N/A

Remarks: _____

D. Monitoring Data

1. **Monitoring Data**

☒ Is routinely submitted on time ☒ Is of acceptable quality

2. **Monitoring Data Suggests:**

☒ Groundwater plume is effectively contained ☒ Contaminant concentrations are declining

E. Monitored Natural Attenuation

1. **Monitoring Wells** (natural attenuation remedy)			
☒ Properly secured/locked	☒ Functioning	☒ Routinely sampled	☒ Good condition
☐ All required wells located	☐ Needs maintenance		☐ N/A
Remarks: _____			

X. OTHER REMEDIES

If there are remedies applied at the site and not covered above, attach an inspection sheet describing the physical nature and condition of any facility associated with the remedy. An example would be soil vapor extraction.

XI. OVERALL OBSERVATIONS

A. Implementation of the Remedy

Describe issues and observations relating to whether the remedy is effective and functioning as designed. Begin with a brief statement of what the remedy is designed to accomplish (e.g., to contain contaminant plume, minimize infiltration and gas emissions).

The remedy is functioning as designed. The landfill cap prevents infiltration of rainwater through the landfill mass and prevents exposure to potentially harmful landfill wastes. Monitoring data indicate that source control is restoring groundwater quality, that leachate levels do not pose a threat of seeping through the ground surface, and that unsafe concentrations of landfill gas are not migrating beyond the site boundary. Institutional controls are in place to restrict groundwater use and prohibit activities that could compromise the integrity of the remedy.

B. Adequacy of O&M

Describe issues and observations related to the implementation and scope of O&M procedures. In particular, discuss their relationship to the current and long-term protectiveness of the remedy.

Actual O&M costs are significantly lower than the original ROD estimate. Current O&M activities are adequate and successfully support the site remedy and help ensure long-term protectiveness of the remedy.

C. Early Indicators of Potential Remedy Problems

Describe issues and observations such as unexpected changes in the cost or scope of O&M or a high frequency of unscheduled repairs that suggest that the protectiveness of the remedy may be compromised in the future.

There are no indications of potential remedy problems.

D. Opportunities for Optimization

Describe possible opportunities for optimization in monitoring tasks or the operation of the remedy.

Beginning in 2015, with EPA approval, VA DEQ reduced groundwater monitoring frequency from four times a year to twice a year, which is expected to result in a significant O&M cost savings.

Appendix E: Photographs from Site Inspection Visit

View of the landfill from Low Moor Road (Route 696) (looking south).

Signage posted at the Site's main entrance on Low Moor Road.

View of the effluent pump station area at the Site's main entrance.

Leachate collection manhole located near the effluent pump station.

Effluent pump station control box.

View of the landfill cap, looking east.

Wetland Pond #1.

Wetland Pond #4 (long thin pond, behind the cattails).

The rip-rap at the top of the photo is one of the landfill's stormwater runoff channels. Wetland Pond #2 is on the right side of the photo. Some rainwater that falls on the landfill cap infiltrates the soil, hits the impermeable landfill cap and then flows along the top of the liner to drainage channels located around the landfill perimeter. The black material shown above covers one of those subsurface drainage channels.

The LMWWTP.

Part of the selected remedy included installation of the wastewater treatment tank shown above to increase capacity at the LMWWTP.

Locked groundwater monitoring wells located north of Low Moor Road.

Remnants of the former equipment repair company located directly west of the Site.

Railroad tracks north of Low Moor Road.

The historic Oakland Church north of Low Moor Road, immediately north of the Site.

Union Millworks operates directly east of the Site.

Appendix F: 2012 O&M Monitoring Schedule

ATTACHMENT 2
O&M MONITORING REQUIREMENTS
KIM STAN LANDFILL

GROUNDWATER MONITORING		
Frequency	**Monitoring Wells**	**Analytical Parameters/ Field Measurements**
Semi-Annual Event	MW-03S/D, MW-04S/D, MW05S/D, MW-06S/D, MW-07S/D, LF-15S/D, LF-16S/D (total of 14 wells)	• TAL Metals + Cyanide • Ammonia, BOD, COD • Field Parameters (pH, conductivity, DO, Temp., ORP)
	All Site Wells (29 total) plus PZ-01 and PZ-02	• Water Levels
Annual Event	MW-03S/D, MW-04S/D, MW05S/D, MW-06S/D, MW-07S/D, LF-15S/D, LF-16S/D (total of 14 wells)	• TCL Organics (VOCs and SVOCs) • TAL Metals + Cyanide • Ammonia, BOD, COD • Field Parameters (pH, conductivity, DO, Temp., ORP)
	All other site wells: MW-01S/D, MW-02S/D, MW-08S/D, MW-10S/D, LF-10, LF-11S/D, LF-12S/D, LF-13, LF-14 (total of 15 wells)	• TAL Metals + Cyanide • Field Parameters (pH, conductivity, DO, Temp., ORP)
	All Site Wells (29 total) plus PZ-01 and PZ-02	• Water Levels

LANDFILL GAS AND PERFORMANCE MONITORING		
Frequency	**Features**	**Analytical Parameters/ Field Measurements**
Quarterly (every 3 months)	• Gas Monitoring Wells, GMWs (8 total) • Ntelos Pull Boxes, NPBs (6 total) • Manholes, MHs (6 total) • Catch Basins (3 total) • LCT Pump Station • Effluent Pump Station	Field Measurements: CH_4, CO_2, O_2, LEL, VOCs, static pressure (GMWs only for static pressure)
	• Trench Gas Vents, TGVs (8 total) • Landfill Gas Vents, GVs (43 total) • Engineered Wetland Ponds, WOTs (8 total) • Leachate Collection Trench Pump Station • Manhole Gas Vents, MHGVs (3 total)	Leachate Levels
	Engineered Wetland Ponds, WOT-01 through WOT-07	• TAL Metals + Cyanide • Ammonia, BOD, COD • Field Parameters (pH, conductivity, DO, Temp., ORP)
	Engineered Wetland Pond 4 Effluent (WOT-08)	• TCL Organics (VOCs and SVOCs) • TAL Metals + Cyanide • Ammonia, BOD, COD, Alkalinity, TSS • Field Parameters (pH, conductivity, DO, Temp., ORP)
Annually	• Trench Gas Vents, TGVs (8 total) • Landfill Gas Vents, GVs (43 total) • Manhole Gas Vents, MHGVs (3 total)	Field Measurements: CH_4, CO_2, O_2, LEL, VOCs

Appendix G: Institutional Control Information

Sec. 66-382. – Kim-Stan Landfill Overlay District

(a) Purpose of Kim-Stan Landfill Overlay District. The Kim-Stan Landfill Overlay District ("KSLOD") is established as a special overlay zoning district to provide for the implementation of institutional controls selected by the United States Environmental Protection Agency ("EPA") in a Record of Decision dated September 27, 2001, in connection with the Kim-Stan Landfill Superfund Site. This district is intended to promote the health, safety, and general welfare of the public by protecting the integrity of the remedial action components installed by EPA and prohibiting the use of groundwater in certain areas for drinking, bathing, or cooking. This landfill overlay district shall be in addition to and shall overlap or overlay all other zoning districts and these regulations shall apply to this district except as directed by this article.

(b) KSLOD boundaries. The KSLOD shall consist of the following areas:

(1) Kim-Stan Landfill Protection Zone:

Beginning at an iron pin set in the northwest corner of the Kim-Stan Landfill, which is on the southerly right-of-way of Selma-Low Moor Road, thence with said right-of-way the following nine calls: south 77°14′28″ east 21.40 feet to an iron pin set; south 74°32′18″ east 105.92 feet to an iron pin set; south 77°31′53″ east 102.28 feet to an iron pin set; north 87°18′57″ east 102.91 feet to an iron pin set; south 89°44′13″ east 375.73 feet to an iron pen set; north 84°26′42″ east 197.63 feet to an iron pin set; with a curve to the left having a delta of 3°58′18″, a radius of 1,559.67 feet, a length of 108.08 feet, a chord distance of 108.05 feet, and a chord bearing of north 85°21′37″ east to an iron pin set; thence leaving said right-of-way south 57°44′06″ east 225.61 feet to an iron pin found; thence south 34°41′17″ west 171.40 feet to an iron pin found; thence south 12°06′22″ east 231.64 feet to an iron pin set; thence north 73°59′09″ east 202.18 feet to a mag nail set in pavement; thence south 11°19′20″ west 382.13 feet to an iron pin set, passing a mag nail set in pavement at 96.90 feet; thence south 00°40′37″ east 278.88 feet to a U.S. Forest Service monument found; thence north 76°06′29″ west 1,689.16 feet to an iron pin found; thence north 12°52′26″ east 767.41 feet to the point of beginning, containing 30.424 acres.

(2) Kim-Stan Buffer Zone:

All land extending 200 feet from the outer edge of all sides of the Kim-Stan Landfill Protection Zone.

(3) Additional groundwater protection zone:

All land between the northern edge of the Kim-Stan Landfill Buffer Zone and the southern bank of the Jackson River. Initial interpretation of, as well as revisions to, the boundaries of the KSLOD shall be made by EPA.

(c) KSLOD use restrictions. Any use or development within the KSLOD shall comply with the following requirements:

(1) No excavation shall be permitted within the Kim-Stan Landfill Protection Zone without advance approval from EPA.

(2) No use which may adversely impact the operation of the remedial action installed by EPA in the Kim-Stan Landfill Protection Zone (including, but not limited to, the landfill cap and the subsurface leachate collection system) is permitted except as approved by EPA.

(3) No groundwater shall be extracted in the Kim-Stan Landfill Protection Zone, Kim-Stan Landfill Buffer Zone, or additional groundwater protection zone for drinking, bathing, or cooking except as approved by EPA.

(4) Utilities. All development or redevelopment within the KSLOD shall be served by an approved public water system.

(d) The KSLOD established hereby shall not be changed without prior notice to the EPA Region 3 regional administrator. (Amdmt. No. O-11-4, 10-4-11)

Area of Institutional Controls as Established by the 2002 ROD

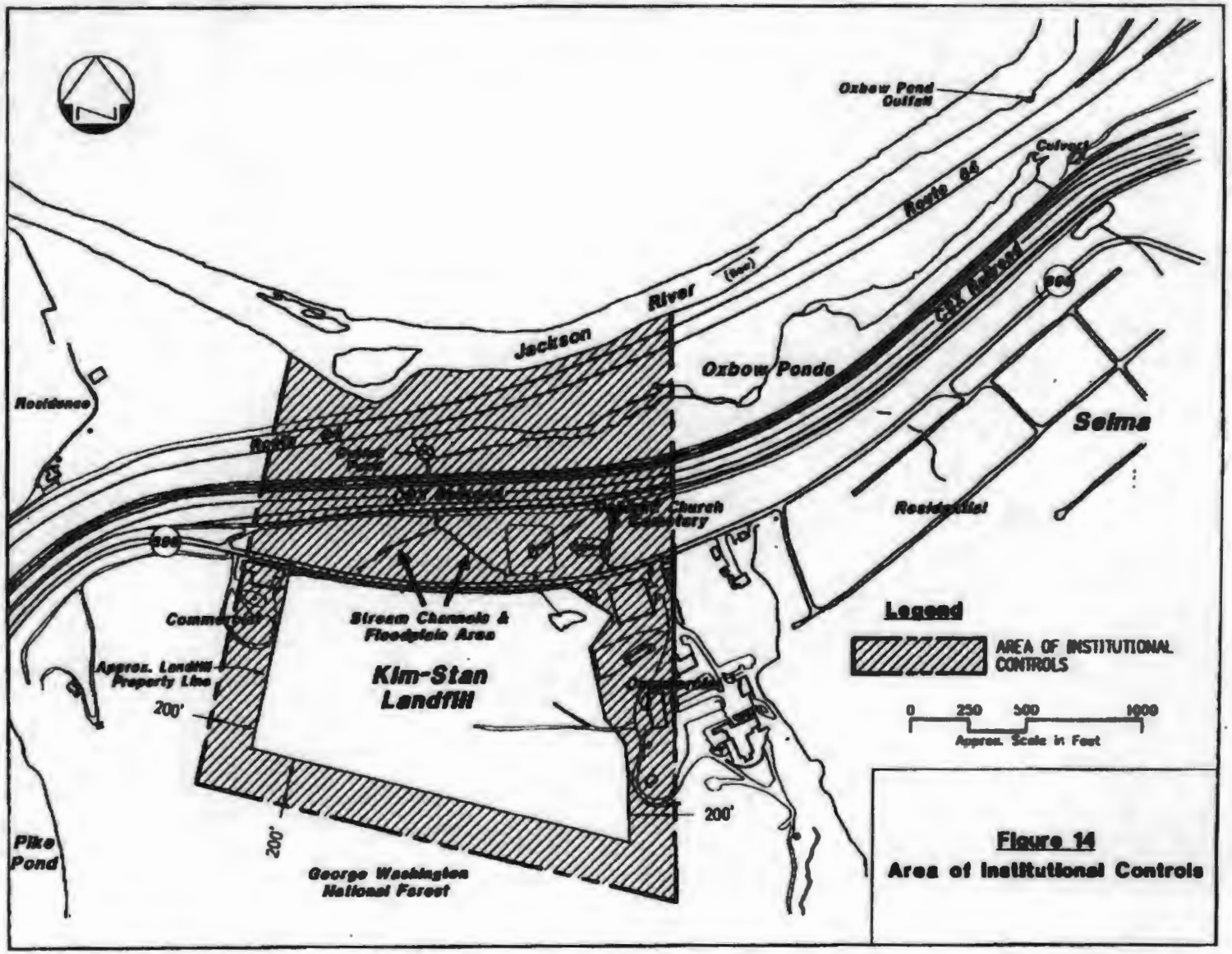

Figure 14
Area of Institutional Controls

Appendix H: Data Review Tables

Table H-1: Arsenic MCL Exceedances in Groundwater Monitoring Wells, 2010-2015

	Well ID						
Sampling Date	**MW-05S**	**MW-06D**	**MW-06S**	**MW-07S**	**LF-15D**	**LF-15S**	**LF-16S**
1/2010	7.2	9.8	NS	8.7	**10.4**	**12.7**	1.5
4/2010	7	9.4	**12.1**	8.2	9.2	**12.9**	0.89 J
8/2010	**11.6**	**11.1 J**	**13.7 J**	9.3	9.6	**13.4**	0.41 J
11/2010	9.8	**12.8**	**12.3**	**12.1**	**10.6**	**15.9**	0.48 J
2/2011	5.5	**11.1**	**12.8**	**18**	9.1	**15.5**	ND
5/2011	NS	NS	NS	NS	NS	NS	NS
9/2011	10.7 L	**12.3 L**	**13.9 L**	**13.8 J**	**11.2 L**	**23.2 L**	2.4 B
12/2011	NS	NS	NS	NS	NS	NS	NS
2/2012	5.7	9.7	**14.4**	**21.9**	**8.8**	**67.3**	**33**
8/2012	**16.9**	**10.9**	6.26 J	**15.1**	6.83 J	**15.3**	ND
2/2013	**17.3**	**12.9**	**14**	6.28 J	**10.8**	**23.7**	ND
8/2013	**19.5**	**12.1**	**15.3**	**14.7**	9.50 J	**20.1**	ND
2/2014	**12.8**	9.06 J	**11.8**	ND	7.88 J	**15.8**	ND
8/2014	**18.6**	**13.7**	**25.3**	**16.7**	7.39 J	**15.3**	ND
2/2015	**16.6**	**10.4**	**16.2**	**18.3**	9.50 J	**20.3**	ND

Notes:
All results are in µg/L.
NS – Not sampled
ND – Not detected
L – Reported value may be biased low. Actual value is expected to be higher.
J – Estimated concentration. Detected at a concentration below the quantitation limit.
B – Blank qualified.
Bold values indicate an exceedance of the 10 µg/L arsenic MCL.

Table H-2: Methane Concentrations at Perimeter Landfill Gas Monitoring Locations, 2010-2015

Sampling Date	GMW-1	GMW-2	GMW-3	GMW-4	GMW-5	GMW-6	GMW-7	GMW-8	MH-1	MH-2	MH-2A	MH-3	MH-4	MH-5	MH-6	MH-7
2010																
1/2010	NS	ND	ND	1.0	ND	ND	ND	NS	1.0	ND	ND	ND	ND	ND	ND	NS
7/2010	ND	0.1	0.3	**38.6**	0.1	ND	ND	NS	0.1	0.2	0.1	0.1	0.1	ND	ND	NS
2011																
2/2011	ND	ND	ND	**10.5**	ND	ND	ND	NS	ND	ND	ND	ND	ND	0.2	NA*	NS
2012																
4/2012	NS	ND	ND	1.6	ND	ND	ND	ND	ND	ND	ND	**19.5**	**ND**	ND		ND
8/2012	ND	ND	ND	0.1	ND	ND	ND	ND	ND	ND	ND	**14.3**	**0.8**	ND		NS
11/2012	ND	ND	ND	**26.7**	ND	ND	ND	ND	ND	ND	NA*	2.0	ND	ND		ND
2013																
2/2013	ND	ND	ND	4.3	ND	ND	ND	ND	ND	ND		0.9	ND	ND		ND
5/2013	NS	ND	ND	**75.3**	ND	ND	ND	ND	ND	ND		ND	**13.2**	0.6		ND
8/2013	NS	ND	ND	**64.1**	ND	ND	ND	ND	ND	ND		**11.8**	**17.7**	**13.8**		ND
12/2013	ND	ND	ND	**50.6**	ND	ND	ND	ND	ND	ND		3.3	3.1	ND		NS
2014																
2/2014	NS	ND	ND	**56.1**	0.2	ND	ND	ND	ND	ND		2.1	0.4	ND		NS
5/2014	NS	0.4	ND	**56.7**	ND	ND	ND	ND	ND	ND		**5.3**	**7.1**	**5.2**		NS
8/2014	ND	ND	ND	**13.0**	ND	ND	ND	ND	ND	ND		0.8	**11.3**	**6.4**		NS
11/2014	ND	ND	ND	**42.9**	ND	ND	ND	ND	ND	ND		ND	ND	ND		NS
2015																
3/2015	NS	0.1	0.1	**66.1**	0.5	0.1	ND	ND	NS	0.2		**6.8**	2	0.9		NS

Notes:
All results presented as percent methane.
ND – Not detected
NS – Not sampled
NA – Not applicable
NA* - Manhole properly abandoned and filled with grout.
Bold values indicate a methane result above 5 percent methane. Five percent methane equals the LEL for methane.

Appendix I: Vapor Intrusion Evaluation

Table I-1: Vapor Intrusion Chemical of Potential Concern (COPC) Evaluation

Contaminant	Maximum Concentration Detected in Groundwater 2014 (µg/L)	Residential Risk Evaluation[a]	
		Cancer Risk	Noncancer Hazard Quotient
Chlorobenzene	0.72 (MW-06S)	NA	0.0018
Chloromethane	1.2 (MW-03S)	NA	0.0046
Naphthalene	0.14 (MW-07S)	3 x 10-8	0.0008

a. Risk and HQ calculated from VISL calculator obtained at: http://www.epa.gov/oswer/vaporintrusion/guidance.html (accessed 9/16/15).

µg/L – Microgram per liter

Table I-7: Groundwater Sampling Data: Inorganic Constituents, 2010-2015

TABLE 11

SUMMARY OF DETECTED INORGANIC CONSTITUENTS
GROUNDWATER SAMPLING LOCATIONS
KIM STAN LANDFILL

Analyte	Sample Collection Date	EPA Method	DL	QL	LF-10	LF-11D	LF-11S	LF-12D	LF-12S	LF-13	LF-14	LF-15D	LF-15S	LF-16D	LF-16S	MW-01D	MW-01S	MW-02D	MW-02S	MW-03D	MW-03S	MW-04D	MW-04S	MW-05D	MW-05S	MW-06D	MW-06S	MW-07D	MW-07S	MW-08D	MW-10D	MW-10S	PZ-01	PZ-02	Field Blank	Equipment Blank	Method Blank
Inorganics																																					
Aluminum	January-10	--	--	200	--	--	--	NA	200 UL	33.8 B	165 J	55.7 B	200 UL	30.6 B	91.4 B	34.3 J	242	107 J	3260	163 J	363	32.4 J	200 UL	200 UL	52.5 J	200 UL	NA	29.1 J	200 UL	200 UL	--	200 UL	--	--	--	--	--
No MCL	April-10	--	--	200 U	427	--	--	200 U	200 U	200 U	200 U	200 U	32.9 J	200 U	73.5 J	200 U	132 J	200 U	200 U	--	27.6 J	200 U	--	--	266	200 U	200 U	200 U	200 U	200 U	38.8 J	200 U	--	--	--	--	--
	July-10	--	--	200	7.9 B	3480	--	200 UL	200 UL	12.7 B	22.4 B	6.1 B	6.1 B	200 UL	55.1 B	200 UL	78.1 B	7.2 B	1420	8.7 B	16.7 B	10.2 B	6.8 B	8.9 B	55.7 B	200 UL	14.6 B	18.6 B	200 UL	200 UL	200 UL	200 UL	--	--	--	--	--
	November-10	--	--	200	3.4 B	2290	--	13.6 B	8 B	7.1 B	58.5 J	3 B	5.9 B	3.8 B	122	5.2 B	116	231 B	250 B	215 B	251 B	214 B	227 B	225 B	232 B	167 B	7.2 B	233 B	229 B	13.4 B	7.8 B	5.7 B	--	--	--	--	--
	February-11	--	--	200	--	--	--	--	--	--	--	7.4 J	9.1 J	20 U	80.9	--	--	--	--	7.4 B	7.9 B	3.1 B	16.7 B	5.2 B	34.5	29.5	9.3 B	8.3 B	20 U	--	--	--	--	--	--	--	--
	May-11	--	--	200	--	--	--	--	--	--	--	--	--	--	--	--	--	--	--	--	--	--	--	--	--	--	--	--	--	--	--	--	--	--	--	--	--
	September-11	--	--	200	200 B	578 B	--	343 B	187 B	266 B	176 B	177 B	879 J	141 B	497 B	784 B	2780 J	251 B	1870 J	147 B	550 B	119 B	1050 J	140 B	704 B	217 B	424 B	322 B	216 B	377 B	677 B	1260 J	--	--	--	--	--
	December-11	--	--	200	--	--	--	--	--	--	--	--	--	--	--	--	--	--	--	--	--	--	--	--	--	--	--	--	--	--	--	--	--	--	--	--	--
	February-12	--	--	200	--	--	--	--	--	--	--	33.0 B	1960	9.5 B	14600	--	--	--	--	369	36600 +	13.7 B	2870	11.9 B	212	46.3 B	54.3 B	67.5 B	84.6 B	--	--	--	ND	ND	--	--	--
	August-12	6020A	68	100	ND	178	--	ND	ND	267	73.9 J	ND	280	ND	776	479	796	ND	732	165	2830	ND	81.5 J	190	866	316	383	ND	71.8 J	ND	387	5620	--	--	--	--	--
	February-13	6020A	68	100	--	--	--	--	--	--	--	ND	ND	ND	645	--	--	--	--	ND	119	ND	ND	89.5 J	317	143	213	140	ND	--	--	--	--	ND	ND	ND
	August-13	6020A	68	100	ND	711	--	ND	ND	371	98.0 J	114 0	454	ND	2670	1400	564	137	2600	ND	666	ND	161	126	934	ND	173	168	ND	ND	4130	1130	152	2330	ND	ND	ND
	February-14	6020A	68	100	---	---	---	---	---	---	---	ND	312	ND	834	---	---	---	---	ND	114	ND	ND	74.8 J	776	110	400	452	ND	---	---	---	---	---	ND	ND	ND
	August-14	6020A	68	100	ND	6600	---	ND	122	381	ND	ND	779	ND	4460	831	101	706	1550	ND	1920	ND	186	146	620	91.9 J	236	429	ND	ND	461	1790	70.4 J	508	ND	ND	ND
	February-15	6020A	68	100	---	---	---	---	---	---	---	ND	ND	ND	2360	---	---	---	---	ND	130	ND	ND	ND	450	ND	150	424	ND	---	---	---	---	---	ND	ND	ND
Antimony	January-10	--	--	2	--	--	--	NA	2 U	2 U	0.1 B	2 U	0.12 B	0.14 B	2 U	2 U	2 U	0.13 B	2 U	0.54 B	0.35 B	2 U	0.14 B	2 U	0.22 B	0.5 B	NA	0.35 B	2 U	0.11 B	--	2 U	--	--	--	--	--
MCL = 6	April-10	--	--	2 U	2 U	2 U	--	2 U	2 U	2 U	2 U	2 U	2 U	2 U	2 U	2 U	2 U	0.28 B	2 U	0.39 B	0.25 B	2 U	--	--	2 U	0.5 B	2 U	0.62 B	2 U	2 U	2 U	2 U	2 U	--	--	--	--
	July-10	--	--	2	2 U	0.4 B	--	0.55 B	2 U	2 U	2 U	2 U	2 U	2 U	2 U	0.2 B	0.27 B	0.13 B	2 U	0.33 B	0.33 B	2 U	2 U	2 U	0.16 B	0.25 B	0.35 B	0.27 B	2 U	0.33 B	0.23 B	2 U	U	--	--	--	--
	November-10	--	--	2	U	0.56 B	--	0.43 B	0.021 B	0.029 B	0.066 B	0.061 B	0.035 B	0.037 B	0.044 B	B	U	0.024 B	0.027 B	0.31 B	0.24 B	0.029 B	0.037 B	0.019 B	0.077 B	0.053 B	0.04 B	0.052 B	0.02 B	0.082 B	0.065 B	--	--	--	--	--	--
	February-11	--	--	2	--	--	--	--	--	--	--	0.3 B	0.25 B	0.21 B	0.6 B	--	--	--	--	1 B	1.2 B	0.82 B	0.82 B	0.75 B	0.7 B	0.58 B	0.41 B	0.41 B	0.24 B	--	--	--	--	--	--	--	--
	May-11	--	--	2	--	--	--	--	--	--	--	--	--	--	--	--	--	--	--	--	--	--	--	--	--	--	--	--	--	--	--	--	--	--	--	--	--
	September-11	--	--	2	2 U	0.14 B	--	0.19 B	2 U	2 U	0.14 B	2 U	2 U	2 U	2 UL	0.22 B	0.22 B	2 U	0.23 B	0.24 B	0.23 B	2 U	2 U	2 U	0.13 B	2 U	2 U	0.15 B	2 U	2 U	0.16 B	2 U	--	--	--	--	--
	December-11	--	--	2	--	--	--	--	--	--	--	--	--	--	--	--	--	--	--	--	--	--	--	--	--	--	--	--	--	--	--	--	ND	ND	--	--	--
	February-12	--	--	2	--	--	--	--	--	--	--	2 U	0.5 B	0.11 B	1.4 B	--	--	--	--	0.46 B	1.5 B	2 U	0.51 B	0.13 B	0.21 B	0.2 B	0.16 B	0.12 B	0.1 B	--	--	--	--	--	--	--	--
	August-12	6020A	1.10	20	ND	ND	--	ND	ND	ND	ND	ND	ND	ND	ND	ND	ND	ND	ND	ND	1.14 J	ND	ND	ND	ND	ND	ND	ND	0.152 J	ND	ND	ND	--	--	--	--	--
	February-13	6020A	1.10	20	--	--	--	--	--	--	--	ND	ND	ND	ND	--	--	--	--	ND	ND	ND	ND	ND	ND	ND	ND	ND	ND	--	--	--	--	ND	ND	ND	ND
	August-13	6020A	1.10	20	ND	ND	--	ND	ND	ND	ND	ND	ND	ND	ND	ND	ND	ND	ND	ND	ND	ND	ND	ND	ND	ND	ND	ND	ND	---	---	---	---	ND	ND	ND	ND
	February-14	6020A	1.10	20	---	---	---	---	---	---	---	ND	ND	ND	ND	---	---	---	---	ND	ND	ND	ND	ND	ND	ND	ND	ND	ND	---	---	---	---	ND	ND	ND	ND
	August-14	6020A	1.10	20	ND	ND	---	ND	ND	ND	ND	ND	ND	ND	ND	ND	ND	ND	ND	ND	1.30 J	ND	ND	ND	ND	ND	ND	ND	ND	---	---	---	---	ND	ND	ND	ND
	February-15	6020A	1.10	20	---	---	---	---	---	---	---	ND	ND	ND	ND	---	---	---	---	ND	ND	ND	ND	ND	ND	ND	ND	ND	ND	---	---	---	---	ND	ND	ND	ND
Arsenic	January-10	--	--	1	--	--	--	NA	0.12 B	0.83 J	0.24 B	10.4	12.7	0.16 B	1.5	0.67 J	0.19 J	0.27 J	2.3	2.9	2.1	0.47 J	1.5	2.5	7.2	9.8	NA	1.5	8.7	0.28 J	--	0.3 B	--	--	--	--	--
MCL = 10	April-10	--	--	1	1 U	0.37 J	--	2.5	0.067 B	0.87 J	0.14 B	9.2	12.9	0.1 J	0.89 J	0.69 J	0.12 B	1 U	1.6	2	2	0.14 B	--	--	7	9.4	12.1	1.1	8.2	0.68 J	1.1	0.26 B	--	--	--	--	--
	July-10	--	--	1	1 U	1.6 J	--	1.8	1 U	0.61 J	1 U	9.6	13.4	1 U	0.41 J	0.76 J	1 U	1 U	1.5	3.1	2.1	0.25 B	0.79 B	1.3	11.6	11.1 J	13.7 J	1.3	9.3	0.69 B	1.7 J	0.94 B	--	--	--	--	--
	November-10	--	--	1	U	2.2	--	1.3	0.34 J	1.1	0.23 J	10.6	15.9	1 U	0.48 J	0.74 J	U	U	1.5	2.4	2	0.31 J	1.1	1.2	9.8	12.8	12.3	1.9	12.1	0.55 J	1.2	1.1	--	--	--	--	--
	February-11	--	--	1	--	--	--	--	--	--	--	9.1	15.5	1 U	1 UL	--	--	--	--	1.4	2.9	1 UL	1.2	1.8	5.5	11.1	12.8	1.8	18	--	--	--	--	--	--	--	--
	May-11	--	--	1	--	--	--	--	--	--	--	--	--	--	--	--	--	--	--	--	--	--	--	--	--	--	--	--	--	--	--	--	--	--	--	--	--
	September-11	--	--	1	2.1 B	2.6 B	--	3.4 B	3.3 B	4.4 B	4.6 B	11.2 L	23.2 L	2.2 B	2.4 B	4.1 B	2.6 B	2.4 B	5.5 B	4.9 B	4.8 B	4.6 B	3.9 B	4.6 B	10.7 L	12.3 L	13.9 L	4.4 B	13.8 J	2.9 B	3.5 B	5 B	--	--	--	--	--
	December-11	--	--	1	--	--	--	--	--	--	--	--	--	--	--	--	--	--	--	--	--	--	--	--	--	--	--	--	--	--	--	--	ND	ND	--	--	--
	February-12	--	--	1	--	--	--	--	--	--	--	8.8	67.3	0.22 B	33	--	--	--	--	1.6	9.2	0.31 B	8.1	1.7	5.7	9.7	14.4	2.5	21.9	--	--	--	--	--	--	--	--
	August-12	6020A	6.10	10.0	ND	ND	--	ND	ND	ND	ND	6.83 J	15.3	ND	ND	ND	ND	ND	ND	ND	ND	ND	ND	ND	16.9	10.9	6.26 J	ND	15.1	ND	ND	ND	--	--	--	--	--
	February-13	6020A	6.10	10.0	--	--	--	--	--	--	--	10.8	23.7	ND	ND	--	--	--	--	ND	ND	ND	ND	ND	17.3	12.9	14.0	ND	6.82 J	--	--	--	ND	ND	ND	ND	ND
	August-13	6020A	6.10	10.0	ND	ND	--	ND	ND	ND	ND	9.50 J	20.1	ND	ND	ND	ND	ND	ND	ND	ND	ND	ND	ND	19.5	12.1	15.3	ND	14.7	ND	ND	ND	ND	ND	ND	ND	ND
	February-14	6020A	6.10	10.0	---	---	---	---	---	---	---	7.88 J	15.8	ND	ND	---	---	---	---	ND	ND	ND	ND J	ND	12.8	9.06 J	11.8	ND	ND	---	---	---	---	---	ND	ND	ND
	August-14	6020A	6.10	10.0	ND	ND	---	ND	ND	ND	ND	7.39 J	15.3	ND	ND	ND	ND	ND	ND	ND	ND	ND	ND	ND	18.6	13.7	25.3	ND	16.7	ND	ND	ND	ND	ND	ND	ND	ND
	February-15	6020A	6.10	10.0	---	---	---	---	---	---	---	9.50 J	20.3	ND	ND	---	---	---	---	ND	9.32 J	ND	ND	ND	16.6	10.4	16.2	ND	18.3	---	---	---	---	---	ND	ND	ND
Barium	January-10	--	--	--	--	--	--	NA	58.6	16	148	206	541	156	241	119	343	127	112	487	204	344	154	956	1240	422	NA	206	151	566	--	44.6	--	--	--	--	--
MCL = 2,000	April-10	--	--	--	137	205	--	219	55.2	29.4	127	219	609	153	213	122	390	130	107	540	228	384	--	--	1370	458	458	207	173	488	38.3	43.7	--	--	--	--	--
	July-10	--	--	--	146	310	--	270	62.2	22.5	134	207	553	153	154	112	303	125	98.7	409	271	352	145	978	1250	419	443	187	145	424	38.7	38.2	--	--	--	--	--
	November-10	--	--	--	168	367	--	329	91.3	23.1	184	234	664	67.3	312	125	387	117	96.4	461	272	347 J	148 J	1020 J	1150 J	410	453	189	139	530	42.4	43.1	--	--	--	--	--
	February-11	--	--	--	--	--	--	--	--	--	--	219	657	157	209	--	--	--	--	508	351	359	164	1070	986	409	444	223	146	--	--	--	--	--	--	--	--
	May-11	--	--	--	--	--	--	--	--	--	--	--	--	--	--	--	--	--	--	--	--	--	--	--	--	--	--	--	--	--	--	--	--	--	--	--	--
	September-11	--	--	--	153	251	--	300	66.3	52.4	160	193	647	139	180	191	425	131	230	396	351	351	248	1020	1040	404	360	205	131	482	49.6	88.9	--	--	--	--	--
	December-11	--	--	--	--	--	--	--	--	--	--	--	--	--	--	--	--	--	--	--	--	--	--	--	--	--	--	--	--	--	--	--	144	42.1 J	--	--	--
	February-12	--	--	--	--	--	--	--	--	--	--	203	1230	133	625	--	--	--	--	422	1640	304	422	999	1040	373	404	203	160	--	--	--	--	--	--	--	--
	August-12	6020A	20.0	100	159	264	--	259	65.1 J	67.9 J	144	153	616	138	194	98.4 J	375	102	97.4 J	543	391	304	155	914	1610	432	414	227	125	402	38.0 J	97.8 J	--	--	--	--	--
	February-13	6020A	20.0	100	--	--	--	--	--	--	--	171	827	141	202	--	--	--	--	548	307	285	194	1030	1410	434	449	229	123	--	--	--	--	ND	ND	ND	ND
	August-13	6020A	20.0	100	142	107	--	242	56.4 J	74.2 J	133	154	598	126	217	126	224	116	134	507	347	275	177	1060	1300	393	443	207	123	473	103	34.2 J	159	168	ND	ND	ND
	February-14	6020A	20.0	100	---	---	---	---	---	---	---	156	631	125	174	---	---	---	---	561	266	275	193	1160	1210	362	437	211	103	---	---	---	---	---	---	---	---
	August-14	6020A	20.0	100	152	130	---	286	61.6 J	145	120	194	632	124	253	128	262	136	136	547	380	281	208	1140	1480	420	466	213	139	539	36.0 J	42.6 J	162	356	ND	ND	ND
	February-15	6020A	20.0	100	---	---	---	---	---	---	---	178	791	141	229	---	---	---	---	553	367	280	198	1160	840	375	424	233	155	---	---	---	---	---	ND	ND	ND
Beryllium	January-10	--	--	1	--	--	--	NA	1 U	0.031 J	0.024 J	1 U	1 U	1 U	0.37 J	1 U	0.51 J	1 U	0.025 J	1 U	1 U	1 U	0.023 B	0.032 B	1 U	1 U	NA	1 U	1 U	1 U	--	1 U	--	--	--	--	--
MCL = 4	April-10	--	--	1	1 U	0.08 B	--	1 U	1 U	0.05 B	1 U	1 U	1 U	1 U	0.35 J	1 U	0.65 J	1 U	1 U	1 U	1 U	1 U	--	--	0.035 J	1 U	1 U	1 U	1 U	1 U	1 U	1 U	--	--	--	--	--
	July-10	--	--	1	1 U	0.34 J	--	1 U	1 U	1 U	1 U	1 U	1 U	1 U	0.32 J	0.07 J	0.52 J	1 U	1 U	0.077 J	0.06 J	0.057 B	0.083 B	1 U	1 U	1 U	1 U	1 U	1 U	1 U	1 U	1 U	--	--	--	--	--
	November-10	--	--	1	0.05 B	0.62 J	--	0.048 B	0.042 B	0.06 B	0.061 B	0.039 B	0.032 B	0.051 B	0.58 J	0.058 J	0.84 J	0.034 B	0.029 B	0.045 B	0.036 B	0.064 B	0.063 B	0.075 B	0.05 B	0.038 B	0.061 B	0.027 B	0.034 B	0.07 B	0.08 B	0.048 B	--	--	--	--	--
	February-11	--	--	1	--	--	--	--	--	--	--	1 U	1 U	1 U	0.39 J	--	--	--	--	1 U	1 U	1 U	0.058 B	1 U	1 U	1 U	1 U	1 U	1 U	--	--	--	--	--	--	--	--
	May-11	--	--	1	--	--	--	--	--	--	--	--	--	--	--	--	--	--	--	--	--	--	--	--	--	--	--	--	--	--	--	--	--	--	--	--	--
	September-11	--	--	1	1 U	0.076 B	--	1 U	1 U	1 U	1 UL	1 U	0.061 B	1 U	0.29 B	0.16 B	1.4 B	1 UL	0.29 B	1 UL	0.05 B	1 UL	0.86 B	0.045 B	0.081 B	1 U	1 U	1 U	1 U	0.028 B	0.12 B	0.2 B	--	--	--	--	--
	December-11	--	--	1	--	--	--	--	--	--	--	--	--	--	--	--	--	--	--	--	--	--	--	--	--	--	--	--	--	--	--	--	ND	ND	--	--	--
	February-12	--	--	1	--	--	--	--	--	--	--	1 U	0.27 B	1 U	2.2	--	--	--	--	1 U	3	1 U	0.73 B	1 U	1 U	1 U	1 U	1 U	1 U	--	--	--	--	--	--	--	--
	August-12	6020A	0.94	1.00	ND	ND	--	ND	ND	ND	ND	ND	ND	ND	ND	ND	1.04	ND	ND	ND	ND	ND	ND	ND	ND	ND	ND	ND	ND	ND	ND	1.18	--	--			
	February-13	6020A	0.94	1.00	--	--	--	--	--	--	--	ND	ND	ND	ND	--	--	--	---	ND	ND	ND	ND	ND	ND	ND	ND	ND	ND	--	--	--	--	--	ND	ND	ND
	August-13	6020A	0.94	1.00	ND	ND	--	ND	ND	ND	ND	ND	ND	ND	ND	ND	ND	ND	ND	ND	ND	ND	ND	ND	ND	ND	ND	ND	ND	ND	ND	ND	ND	ND	ND	ND	ND
	February-14	6020A	0.94	1.00	---	---	---	---	---	---	---	ND	ND	ND	ND	---	---	---	---	ND	ND	ND	ND	ND	ND	ND	ND	ND	ND	---	---	---	---	---	ND	ND	ND
	August-14	6020A	0.94	1.00	ND	3.24	---	ND	ND	ND	ND	ND	ND	ND	ND	---	---	---	---	ND	ND	ND	ND	ND	ND	ND	ND	ND	ND	ND	ND	ND	ND	ND	ND	ND	ND
	February-15	6020A	0.94	1.00	---	---	---	---	---	---	---	ND	ND	ND	ND	---	---	---	---	ND	ND	ND	ND	ND	ND	ND	ND	ND	ND	---	---	---	---	---	ND	ND	ND

TABLE 11

SUMMARY OF DETECTED INORGANIC CONSTITUENTS
GROUNDWATER SAMPLING LOCATIONS
KIM STAN LANDFILL

Analyte	Sample Collection Date	EPA Method	DL	QL	LF-10	LF-11D	LF-11S	LF-12D	LF-12S	LF-13	LF-14	LF-15D	LF-15S	LF-16D	LF-16S	MW-01D	MW-01S	MW-02D	MW-02S	MW-03D	MW-03S	MW-04D	MW-04S	MW-05D	MW-05S	MW-06D	MW-06S	MW-07D	MW-07S	MW-08D	MW-10D	MW-10S	PZ-01	PZ-02	Field Blank	Equipment Blank	Method Blank
Cadmium	January-10	--	--	1	--	--	--	NA	0.45 J	1 UL	1 UL	1 UL	1 UL	1 UL	0.3 J	1 U	0.36 J	1 U	1 U	1 U	1 U	1 U	1 U	1 U	1 U	1 U	NA	1 U	0.09 B	1 U	--	0.12 J	--	--	--	--	--
MCL = 5	April-10	--	--	1	1 U	0.11 B	--	1 U	0.33 J	0.02 J	1 U	1 U	1 U	1 U	0.19 J	1 U	0.46 J	1 U	1 U	1 U	0.022 J	1 U	--	--	0.015 J	0.051 J	0.98 J	0.022 J	0.086 J	1 U	0.021 J	0.22 J	--	--	--	--	--
	July-10	--	--	1	1 U	0.38 J	--	1 U	0.37 B	1 U	1 U	1 U	1 U	1 U	0.41 B	1 U	0.4 B	1 U	1 U	1 U	1 U	1 U	1 U	1 U	1 U	1 U	0.74 J	1 U	1 U	1 U	1 U	0.15 B	--	--	--	--	--
	November-10	--	--	1	U	0.57 J	--	0.037 J	U	UJ	0.085 J	U	U	0.032 J	0.55 J	U	0.41 J	U	UJ	U	U	UJ	UJ	UJ	0.037 J	0.063 J	1.1	0.032 J	0.14 J	0.042 J	U	0.12 J	--	--	--	--	--
	February-11	--	--	1	--	--	--	--	--	--	--	1 U	1 U	1 U	0.35 J	--	--	--	--	1 U	1 U	1 U	1 U	1 U	1 U	0.069 J	0.98 J	1 U	0.091 J	--	--	--	--	--	--	--	--
	May-11	--	--	1	--	--	--	--	--	--	--	--	--	--	--	--	--	--	--	--	--	--	--	--	--	--	--	--	--	--	--	--	--	--	--	--	--
	September-11	--	--	1	1 U	0.045 B	--	0.036 B	0.16 B	1 U	0.094 B	1 U	0.28 B	1 U	0.36 B	0.099 B	0.61 B	0.018 B	0.42 B	0.025 B	0.16 B	1 U	0.24 B	1 U	0.063 B	0.14 B	3.4	0.034 B	0.21 B	0.023 B	0.092 B	0.51 B	--	--	--	--	--
	December-11	--	--	1	--	--	--	--	--	--	--	--	--	--	--	--	--	--	--	--	--	--	--	--	--	--	--	--	--	--	--	--	--	--	--	--	--
	February-12	--	--	1	--	--	--	--	--	--	--	1 U	0.53 B	1 U	2.8	--	--	--	--	0.063 B	4.1	1 U	0.17 B	1 U	1 U	0.24 B	2.5	1 U	0.099 B	--	--	--	ND	ND	--	--	--
	August-12	6020A	1.10	3.00	ND	ND	--	ND	2.32 J	ND	ND	ND	ND	ND	ND	ND	ND	ND	ND	ND	ND	ND	ND	ND	ND	2.46 J	1.74 J	ND	ND	ND	ND	ND	--	--			
	February-13	6020A	1.10	3.00	--	--	--	--	--	--	--	ND	ND	ND	ND	--	--	--	--	ND	ND	ND	ND	ND	ND	1.98 J	1.55 J	ND	3.51	--	--	--	--	--	ND	ND	ND
	August-13	6020A	1.10	3.00	ND	ND	--	ND	ND	ND	ND	ND	ND	ND	ND	ND	ND	ND	ND	ND	ND	ND	ND	ND	ND	ND	ND	ND	ND	ND	ND	ND	ND	ND	ND	ND	ND
	February-14	6020A	1.10	3.00	--	--	--	--	--	--	--	ND	ND	ND	ND	--	--	--	--	ND	ND	ND	ND	ND	ND	1.43 J	1.24 J	ND	ND	--	--	--	--	--	ND	ND	ND
	August-14	6020A	1.10	3.00	ND	1.14 J	--	ND	ND	ND	ND	ND	ND	ND	ND	ND	ND	ND	ND	ND	ND	ND	ND	ND	ND	ND	1.25 J	ND	ND	ND	ND	ND	ND	ND	ND	ND	ND
	February-15	6020A	1.10	3.00	--	--	--	--	--	--	--	ND	ND	ND	ND	--	--	--	--	ND	ND	ND	ND	ND	ND	ND	ND	--	--	--	--	--	--	--	ND	ND	ND
Calcium	January-10	--	--	--	--	--	--	NA	82800	199000	131000	121000	128000	31400	16000	25300	9420	36600	34100	75100	43000	164000	161000	157000	121000	53500	NA	67400	41800	69900	--	16000	--	--	--	--	--
No MCL	April-10	--	--	--	33400	46800	--	51600	76100	175000	119000	123000	138000	31000	15400	25500	10900	36000	33800	75800	45200	170000	--	--	113000	43200	30900	71000	42600	56600	31500	16900	--	--	--	--	--
	July-10	--	--	--	34300	50300	--	57500	87900	134000	129000	113000	128000	28800	9150	24300	13200	36500	38900	73700	51900	151000	155000	162000	107000	42300	29000	63100	41600	53500	29300	15100	--	--	--	--	--
	November-10	--	--	--	38800	60900	--	50900	122000+	191000+ J	156000+	135000+	144000+	10700	16400	25500	8230	37800	35700 J	76900	54700	183000 +	177000 +	186000 +	134000 +	42200 J	29700	68900	47100 J	60900	30900	16500	--	--	--	--	--
	February-11	--	--	--	--	--	--	--	--	--	--	121000	138000	32200	13100	--	--	--	--	76800	61900	169000 +	165000 +	166000 +	117000	37400	30700	68800	50000	--	--	--	--	--	--	--	--
	May-11	--	--	--	--	--	--	--	--	--	--	--	--	--	--	--	--	--	--	--	--	--	--	--	--	--	--	--	--	--	--	--	--	--	--	--	--
	September-11	--	--	--	34500	43500	--	49700	92800	154000 +	137000 +	101000	129000 +	28000	9180	33100	7930	33300	30600	63700	49700	159000 +	154000 +	154000 +	91100	36900	26300	63700	40500	65000	26200	13800	--	--	--	--	--
	December-11	--	--	--	--	--	--	--	--	--	--	--	--	--	--	--	--	--	--	--	--	--	--	--	--	--	--	--	--	--	--	--	--	--	--	--	--
	February-12	--	--	--	--	--	--	--	--	--	--	112000 +	152000 +	30700	11900	--	--	--	--	72800	52800	158000 +	142000 +	145000 +	89000 +	36100	28700	68000	55400	--	--	--	172000 D	60400	--	--	--
	August-12	6020A	360	1000	40700	53700	--	56400	107000	174000	149000	108000	133000	33300	20300	26100	9630	37200	36400	76100	57900	173000	158000	152000	105000	37800	29800	68000	46500	52000	32600	16700	--	--			
	February-13	6020A	360	1000	--	--	--	--	--	--	--	114000	145000	34800	12300	--	--	--	--	79000	58200	168000	157000	161000	11800	42100	32700	72500	46000	--	--	--	--	--	ND	ND	ND
	August-13	6020A	360	1000	37400	44800	--	49600	99500	168000	124000	102000	128000	32300	11700	25900	12100	39300	38600	78200	66900	165000	154000	153000	108000	36100	34200	66600	50000	63100	28200	16400	170000	103000	ND	ND	ND
	February-14	6020A	360	1000	--	--	--	--	--	--	--	106000	134000	32200	18100	--	--	--	--	81300	50200	164000	170000	158000	120000	53700	32500	70100	42700	--	--	--	--	--	ND	ND	ND
	August-14	6020A	360	1000	39600	58600	--	55200	99000	145000	123000	117000	138000	32300	15700	26400	13400	38600	36900	81600	63400	173000	169000	160000	109000	42300	34100	71000	48600	71700	31700	16700	169000	184000	ND	ND	ND
	February-15	6020A	360	1000	--	--	--	--	--	--	--	113000 D	132000 D	32800	18800	--	--	--	--	80000	54400	168000 D	162000 D	161000 D	139000 D	50300	32600	71600	507000	--	--	--	--	--	ND	ND	ND
Chromium	January-10	--	--	2	--	--	--	NA	0.64 B	0.42 B	0.47 B	0.44 B	0.42 B	0.46 B	0.45 B	0.37 B	0.72 B	0.59 B	1.3 B	0.94 B	0.46 B	0.39 B	0.44 B	0.4 B	1 B	0.69 B	NA	0.36 B	0.23 B	0.64 B	--	0.6 B	--	--	--	--	--
MCL = 100	April-10	--	--	2	0.089 B	0.9 J	--	3.8	0.076 B	0.15 B	0.12 B	0.15 B	0.14 B	0.091 B	0.11 B	0.074 B	0.16 B	0.11 B	0.15 B	0.25 B	0.11 B	0.23 B	--	--	1 J	0.35 B	0.56 J	0.13 B	0.083 B	2.8	0.13 B	0.11 B	--	--	--	--	--
	July-10	--	--	2	0.75 B	2.6 B	--	3 B	0.78 B	0.6 B	0.66 B	0.78 B	0.74 B	0.81 B	0.82 B	0.78 B	0.81 B	0.82 B	0.79 B	0.81 B	0.83 B	0.69 B	0.76 B	0.82 B	1.5 B	0.86 B	0.63 B	0.68 B	0.71 B	2.1 B	0.7 B	0.88 B	--	--	--	--	--
	November-10	--	--	2	0.086 J	2.4	--	3.3	0.14 B	0.1 B	0.18 B	0.15 B	0.12 B	0.093 B	0.17 B	--	0.1 J	0.19 B	0.22 B	0.34 B	0.21 B	0.3 B	0.29 B	0.37 B	0.86 B	1.1 J	0.15 J	0.23 B	0.21 B	1.1 J	U	U	--	--	--	--	--
	February-11	--	--	2	--	--	--	--	--	--	--	2 U	2 U	2 U	2 UL	--	--	--	--	1.1 J	1.2 J	2 U	2 U	0.16 J	0.45 J	5.7	2 U	0.27 J	2 U	--	--	--	--	--	--	--	--
	May-11	--	--	2	1.5 B	16.3 J	--	3.3 J	0.52 B	1.5 J	2.9	1 B	2 B	0.22 B	1 B	2.2	71.9	1.8 J	6.9 J	0.49 B	0.93 B	0.48 B	1.6 J	0.48 B	3.1 J	10.7 J	2.9 J	3.6	0.35 B	24	0.94 B	2.2 B	--	--	--	--	--
	September-11	--	--	2	1.5 B	16.3 J	--	3.3 J	0.52 B	1.5 J	2.9	1 B	2 B	0.22 B	1 B	2.2	71.9	1.8 J	6.9 J	0.49 B	0.93 B	0.48 B	1.6 J	0.48 B	3.1 J	10.7 J	2.9 J	3.6	0.35 B	24	0.94 B	2.2 B	--	--	--	--	--
	December-11	--	--	2	--	--	--	--	--	--	--	--	--	--	--	--	--	--	--	--	--	--	--	--	--	--	--	--	--	--	--	--	--	--	--	--	--
	February-12	--	--	2	--	--	--	--	--	--	--	1.2 B	5.8	0.29 B	58	--	--	--	--	2 J	62.7	2 J	14.8	1.9 J	5.3	7.5	1.4 J	3.8	5.1	--	--	--	ND	ND	--	--	--
	August-12	6020A	4.50	10.0	ND	ND	--	ND	ND	ND	ND	ND	ND	ND	ND	ND	11.8	ND	ND	ND	ND	ND	ND	ND	ND	ND	ND	ND	ND	6.55 J	ND	ND	--	--			
	February-13	6020A	4.50	10.0	--	--	--	--	--	--	--	ND	ND	ND	ND	--	--	--	--	ND	ND	ND	ND	ND	ND	ND	ND	ND	ND	--	--	--	--	--	ND	ND	ND
	August-13	6020A	4.50	10.0	ND	ND	--	ND	ND	ND	ND	ND	ND	ND	4.87 J	ND	9.36 J	ND	ND	ND	ND	ND	ND	ND	4.87 J	ND	ND	ND	ND	4.89 J	9.78 J	ND	ND	ND	ND	ND	ND
	February-14	6020A	4.50	10.0	--	--	--	--	--	--	--	ND	ND	ND	ND	--	--	--	--	ND	ND	ND	ND	ND	ND	ND	ND	19.9	ND	--	--	--	--	--	ND	ND	ND
	August-14	6020A	4.50	10.0	ND	5.06 J	--	ND	ND	ND	ND	ND	ND	ND	9.70 J	ND	ND	ND	4.64 J	ND	ND	ND	ND	ND	ND	ND	ND	ND	ND	ND	ND	ND	ND	ND	ND	ND	ND
	February-15	6020A	4.50	10.0	--	--	--	--	--	--	--	ND	ND	ND	ND	--	--	--	--	ND	ND	ND	ND	ND	ND	ND	ND	ND	ND	--	--	--	--	--	ND	ND	ND
Cobalt	January-10	--	--	1	--	--	--	NA	0.42 J	31.4	0.51 J	0.34 J	0.64 J	0.092 J	4.7	0.16 J	7.5	0.12 J	6.58 J	0.2 J	0.81 J	0.42 J	1.2	0.46 J	2.3	8.5	NA	0.26 J	12.7	0.19 J	--	18.2	--	--	--	--	--
No MCL	April-10	--	--	1	0.046 B	0.62 J	--	0.13 B	0.1 B	24.1 J	0.17 J	0.16 J	0.41 J	0.055 B	3.9	0.13 J	7.5	0.046 B	0.19 J	0.11 J	0.57 J	0.19 J	--	--	4.7	14.3	31.6	0.12 J	13	0.1 B	2.3	17.7	--	--	--	--	--
	July-10	--	--	1	1 U	2.9	--	1 U	2	20.6 B	1 U	1 U	1 U	1 U	3	0.15 B	6.8	1 U	0.16 J	0.09 B	0.34 J	1 U	0.71 J	1 U	7.2	15.3	30.3	0.097 B	12.5	1 U	2.3	18.1	--	--	--	--	--
	November-10	--	--	1	0.056 B	2.4	--	0.45 J	4.6	23.8	0.29 J	0.14 J	0.47 J	0.14 J	6	0.11 B	8	0.038 J	0.18 J	0.067 J	0.28 J	0.16 J	0.9 J	0.21 J	6.4	17.5	28.3	0.2 J	14.1	0.14 B	2.4	16	--	--	--	--	--
	February-11	--	--	1	--	--	--	--	--	--	--	0.073 J	0.37 J	0.054 J	4.2	--	--	--	--	0.056 B	0.22 B	0.10 B	0.90 J	0.16 B	3.4	15.9	31.4	0.30 J	12.4	--	--	--	--	--	--	--	--
	May-11	--	--	1	--	--	--	--	--	--	--	--	--	--	--	--	--	--	--	--	--	--	--	--	--	--	--	--	--	--	--	--	--	--	--	--	--
	September-11	--	--	1	0.064 B	1.1 B	--	0.25 B	1.9 J	17.3	0.50 B	0.23 B	1.2 J	0.049 B	3.5 J	1.1 B	10.2	0.23 B	3.1 J	0.17 B	0.95 B	0.28 B	2.5	0.37 B	5.4 J	14.7 J	25.6 J	0.32 B	9.6	0.42 B	2.6 J	18.7 J	--	--	--	--	--
	December-11	--	--	1	--	--	--	--	--	--	--	--	--	--	--	--	--	--	--	--	--	--	--	--	--	--	--	--	--	--	--	--	--	--	--	--	--
	February-12	--	--	1	--	--	--	--	--	--	--	0.11 B	5.5	0.044 B	30.5	--	--	--	--	0.27 B	36.6	0.12 B	4.2	0.16 B	5.9	14.3	32.6	0.42 J	12.7	--	--	--	ND	ND	--	--	--
	August-12	6020A	2.10	10.0	ND	ND	--	ND	ND	23.2	ND	ND	ND	ND	2.80 J	ND	5.05 J	ND	ND	ND	ND	ND	ND	ND	5.02 J	16.2	29.5	ND	6.47 J	ND	ND	22.9	--	--			
	February-13	6020A	2.10	10.0	--	--	--	--	--	--	--	ND	ND	ND	3.27 J	--	--	--	--	ND	ND	ND	ND	ND	5.32 J	18.7	29.4	ND	8.22 J	--	--	--	--	--	ND	ND	ND
	August-13	6020A	2.10	10.0	ND	9.87 J	--	ND	ND	23.6	ND	ND	ND	ND	2.80 J	ND	6.51 J	ND	ND	ND	ND	ND	ND	ND	5.35 J	18.7	26.1	ND	8.17 J	ND	7.32 J	14.6	ND	5.74 J	ND	ND	ND
	February-14	6020A	2.10	10.0	--	--	--	--	--	--	--	ND	ND	3.22 J	3.11 J	--	--	--	--	ND	4.45 J	ND	5.37 J	3.74 J	5.50 J	20.9	29.0	ND	8.87 J	--	--	--	--	--	ND	ND	ND
	August-14	6020A	2.10	10.0	ND	104	--	ND	ND	18.9	ND	ND	ND	ND	7.57 J	ND	6.55 J	ND	3.64 J	3.65 J	ND	3.46 J	ND	5.53 J	6.16 J	32.7	28.4	19.6	7.93 J	ND	ND	15.4	ND	3.14 J	ND	ND	ND
	February-15	6020A	2.10	10.0	--	--	--	--	--	--	--	ND	ND	ND	3.02 J	--	--	--	--	ND	2.82 J	ND	ND	ND	3.15 J	11.9	27.1	ND	8.84 J	--	--	--	--	--	ND	ND	ND
Copper	January-10	--	--	2	--	--	--	NA	0.35 J	2 U	1 J	0.59 J	2 U	0.23 J	0.22 J	2 U	0.84 J	2 U	1.3 J	2 U	0.19 J	2 U	2 U	2 U	2	0.15 J	NA	2 U	2 U	2 U	--	2 U	--	--	--	--	--
MCL = 1300 (AL)	April-10	--	--	2	2 U	2.8	--	0.43 J	0.41 J	0.55 J	2 U	2 U	0.54 J	2 U	2 U	2 U	0.85 J	2 U	2 U	2 U	2 U	0.49 J	--	--	1.5 J	2 U	0.59 J	0.49 J	2 U	2 U	0.41 J	2 U	--	--	--	--	--
	July-10	--	--	2	0.41 B	8.5	--	1.3 B	0.7 B	0.26 B	2 U	0.7 B	1.8 B	0.79 B	0.76 B	0.77 J	1.2 J	0.4 B	0.31 B	0.69 J	0.57 J	0.29 B	0.37 B	0.34 B	1.1 J	0.27 B	0.42 B	0.37 B	0.31 B	1.4 J	0.19 B	0.45 B	--	--	--	--	--
	November-10	--	--	2	U	11.2	--	0.97 J	0.6 J	U	0.8 J	U	U	U	U	U	0.58 B	U	U	U	U	U	U	U	0.65 J	U	U	U	U	U	U	U	--	--	--	--	--
	February-11	--	--	2	--	--	--	--	--	--	--	0.11 J	0.19 J	2 UL	0.1 J	--	--	--	--	0.27 J	0.26 J	0.26 J	0.33 J	0.41 J	1.2 J	0.77 J	0.36 J	0.32 J	0.12 J	--	--	--	--	--	--	--	--
	May-11	--	--	2	--	--	--	--	--	--	--	--	--	--	--	--	--	--	--	--	--	--	--	--	--	--	--	--	--	--	--	--	--	--	--	--	--
	September-11	--	--	2	0.59 J	3.4	--	1.9 J	3	1.1 J	1.8 J	3.3	3.2	2 U	2.1	4.7	16	1.1 J	18.9	0.94 J	2.8	0.96 J	9	0.64 J	2.6	5.9	2.1	2 J	0.59 J	1.7 J	1.5 J	19.8	--	--	--	--	--
	December-11	--	--	2	--	--	--	--	--	--	--	--	--	--	--	--	--	--	--	--	--	--	--	--	--	--	--	--	--	--	--	--	--	--	--	--	--
	February-12	--	--	2	--	--	--	--	--	--	--	0.86 B	15.1	1.6 B	125	--	--	--	--	1.7 B	110	0.71 B	12.3	1.7 B	3.7 B	2.4 B	2.9 B	2.4 B	1.3 B	--	--	--	31.6	3.69 J	--	--	--
	August-12	6020A	2.20	10.0	ND	ND	--	ND	3.29 J	2.45 J	ND	ND	ND	ND	3.19 J	ND	35.1	ND	2.99 J	ND	4.66 J	ND	ND	ND	7.21 J	2.82 J	4.43 J	2.28 J	ND	ND	ND	32.9	--	--			
	February-13	6020A	2.20	10.0	--	--	--	--	--	--	--	3.22 J	5.74 J	3.00 J	11.4	--	--	--	--	9.72 J	3.54 J	17.4	15.1	6.03 J	32.0	6.72 J	17.5	2.65 J	4.73 J	--	--	--	--	--	ND	2.28 J	ND
	August-13	6020A	2.20	10	ND	ND	--	ND	ND	ND	ND	ND	ND	ND	13.5	2.66 J	30.1 J	ND	6.91 J	ND	ND	2.54 J	ND	ND	4.72 J	2.25 J	3.24 J	ND	ND	ND	11.0	6.32 J	ND	6.39 J	ND	ND	ND
	February-14	6020A	2.20	10	--	--	--	--	--	--	--	ND	ND	ND	3.37 J	--	--	--	--	ND	ND	ND	2.53 J	ND	4.00 J	ND	ND	3.40 J	ND	--	--	--	--	--	ND	ND	ND
	August-14	6020A	2.20	10	ND	10.2	--	ND	3.64 J	ND	ND	13.3	ND	ND	13.3	ND	ND	ND	5.35 J	3.69 J	2.37 J	ND	ND	7.76 J	2.97 J	3.14 J	ND	4.64 J	ND	ND	ND	15.4	ND	3.14 J	ND	ND	ND
	February-15	6020A	2.20	10	--	--	--	--	--	--	--	ND	ND	ND	5.91 J	--	--	--	--	ND	ND	ND	ND	ND	ND	ND	ND	ND	ND	--	--	--	--	--	ND	ND	ND

TABLE 11

SUMMARY OF DETECTED INORGANIC CONSTITUENTS
GROUNDWATER SAMPLING LOCATIONS
KIM STAN LANDFILL

Analyte	Sample Collection Date	EPA Method	DL	QL	LF-10	LF-11D	LF-11S	LF-12D	LF-12S	LF-13	LF-14	LF-15D	LF-15S	LF-16D	LF-16S	MW-01D	MW-01S	MW-02D	MW-02S	MW-03D	MW-03S	MW-04D	MW-04S	MW-05D	MW-05S	MW-06D	MW-06S	MW-07D	MW-07S	MW-08D	MW-10D	MW-10S	PZ-01	PZ-02	Field Blank	Equipment Blank	Method Blank
Cyanide (total)	January-10	--	--	10	--	--	--	NA	10 UL	10 UL	10 U	10 U	10 U	10 UL	10 UL	10 U	10 U	10 U	10 U	10 U	10 U	10 U	10 U	10 U	10 U	NA	10 U	10 U	10 U	--	10 UL	--	--	--	--	--
(mg/L)	April-10	--	--	10	10 U	5.4 J	--	7.7 J	10 U	10 U	6.9 B	5.8 B	4.9 B	4.6 J	10 UL	6.4 B	4.1 B	6.6 B	5.4 B	10 UL	6 B	4 B	--	--	10 UL	6.2 B	10 UL	5.8 B	6.1 B	10 UL	6.5 B	7.8 B	--	--	--	--	--
MCL = 200	July-10	--	--	10	34	10 U	--	10 UL	10 U	10 U	10 U	4.5 J	10 U	10 UL	10 UL	10 UJ	10 UJ	10 UJ	10 UJ	17.9 J	10 UJ	10 UJ	10 UJ	10 UJ	10 UJ	10 U	10 U	10 UJ	10 UJ	10 U	10 U	10 U	--	--	--	--	--
	November-10	--	--	10	5.9 B	3.6 B	--	4.8 B	5 B	4.5 B	3.7 B	4.3 B	4.3 B	4.3 B	4.4 B	4.2 B	3.9 B	8 B	3.2 B	10.2 B	8.1 B	7.8 B	7.1 B	7.2 B	43.4	8 B	2.8 B	4.7 B	5.8 B	2.1 B	7 B	7.9 B	--	--	--	--	--
	February-11	--	--	10	--	--	--	--	--	--	--	10 UL	10 UL	10 UL	10 UL	--	--	--	--	10 UL	10 UL	10 UL	10 UL	10 UL	10 UL	10 UL	10 UL	10 UL	10 UL	--	--	--	--	--	--	--	--
	May-11	--	--	10	--	--	--	--	--	--	--	--	--	--	--	--	--	--	--	--	--	--	--	--	--	--	--	--	--	--	--	--	--	--	--	--	--
	September-11	--	--	10	3.1 B	8.1 B	--	21.7 B	11 B	2.1 B	3 B	12.7 B	14.9 B	9.7 B	13.9 B	4.2 B	11.5	4.5 B	4.8 B	8.5 J	8 J	8.2 J	4.8 B	11.2 B	11.2 B	12.1 B	6.2 B	2.8 B	3.1 B	3.3 B	22.5 B	21.1 B	--	--	--	--	--
	December-11	--	--	10	--	--	--	--	--	--	--	--	--	--	--	--	--	--	--	--	--	--	--	--	--	--	--	--	--	--	--	--	--	--	--	--	--
	February-12	--	--	10	--	--	--	--	--	--	--	10 U	10 U	10 U	10 U	--	--	--	--	3.6 B	10 U	2.7 B	6.7 B	2.2 B	10 U	2.1 J	10 U	10 U	10 U	--	--	--	ND	ND	--	--	--
	August-12	SM18 4500 CN	0.0038	0.01	ND	ND	--	ND	ND	ND	ND	ND	ND	ND	ND	ND	ND	ND	ND	ND	ND	ND	ND	ND	ND	ND	ND	ND	ND	ND	ND	ND	--	--			
	February-13	SM18 4500 CN	0.0046	0.01	--	--	--	--	--	--	--	ND	ND	ND	ND	--	--	--	--	ND	ND	ND	ND	ND	ND	ND	ND	ND	ND	--	--	--	--	--	ND	ND	ND
	August-13	SM18 4500 CN	0.0046	0.01	ND	ND	--	ND	ND	ND	ND	ND	ND	ND	ND	ND	ND	ND	ND	ND	ND	ND	0.0065 J	ND	ND	ND	ND	ND	ND	ND	ND	ND	ND	ND	ND	ND	ND
	February-14	SM18 4500 CN	0.0053	0.01	---	---	---	---	---	---	---	ND	ND	ND	ND	---	---	---	---	ND	ND	ND	ND	ND	ND	ND	ND	ND	ND	---	---	---	---	---	ND	ND	ND
	August-14	M 4500CN E-199	0.0053	0.01	ND	ND	---	ND	ND	ND	ND	ND	ND	ND	ND	ND	ND	ND	ND	ND	ND	ND	ND	ND	ND	ND	ND	ND	ND	ND	ND	ND	---	---	ND	ND	ND
	February-15	M 4500CN E-200	0.0053	0.01	---	--	---	---	---	---	---	ND	ND	ND	ND	---	---	---	---	ND	ND	ND	ND	ND	ND	ND	ND	ND	ND	---	---	---	---	---	ND	ND	ND
Iron	January-10	--	--	100	--	--	--	NA	17.5 B	16900	8480	5530	9840	1910	5600	1980	1080	1050	7780	2500	1030	6830	4110	18500	34200	16700	NA	91.4 J	18400	772	--	450	--	--	--	--	--
No MCL	April-10	--	--	100	1010	4030	--	645	100 UL	14500	6580	5310	10400	1320	4910	1850	958	975	2560	2010	924	6860	--	--	30900	17700	13600	66.6 B	18800	548	9070	622	--	--	--	--	--
	July-10	--	--	100	949	11900	--	495	84.4 B	10700	7080	5030	9870	1830	805	1870	1390	1060	25100	3120	1780	6410	3690	16100	32100	15300	12700	295	19400	92.8 B	9380	3290	--	--	--	--	--
	November-10	--	--	100	909	4560 J	--	239 J	458 J	12500 J	7910 J	5010 J	10300 J	867 J	4220 J	1970	865	1100	1940	1960	1360	6510	2960 J	16600	24800 J	13100	9610	608 J	17400	1060	9450	3330	--	--	--	--	--
	February-11	--	--	100	--	--	--	--	--	--	--	5820	12700	2880	2740	--	--	--	--	2610	2650	6900	5380	21700	17100	13500	12300	1300	26700	--	--	--	--	--	--	--	--
	May-11	--	--	100	--	--	--	--	--	--	--	--	--	--	--	--	--	--	--	--	--	--	--	--	--	--	--	--	--	--	--	--	--	--	--	--	--
	September-11	--	--	100	854	2770 J	--	1860 J	221 J	10800	7300	4430 J	14500 J	2570 J	3020 J	4010	16100	1510	14700 J	2590	3300	6300	13100	14900 J	21600 J	13900 J	9150 J	1370	20600	1140	9710 J	3810 J	--	--	--	--	--
	December-11	--	--	100	--	--	--	--	--	--	--	--	--	--	--	--	--	--	--	--	--	--	--	--	--	--	--	--	--	--	--	--	--	--	--	--	--
	February-12	--	--	100	--	--	--	--	--	--	--	5610	85700 +	2860	37100	--	--	--	--	2530	83500 +	6420	40200	19500	25000	11400	12100	1740	31200	--	--	--	5320	ND	--	--	--
	August-12	6020A	38.0	50.0	913	5130	--	1200	86.4	13200	7870	3440	13000	2860	4450	2500	3570	1450	4410	2610	7500	6420	5140	17000	50100	12900	7990	790	21700	134	9830	13100	--	--			
	February-13	6020A	38.0	250.0	--	--	--	--	--	--	--	4150	25600	2840	3020	--	--	--	--	1870	2140	5220	8160	16700	41500	14600	11800	2500	14200	--	--	--	--	--	ND	ND	ND
	August-13	6020A	38.0	50.0	963	31900	--	54.8	155	13200	6780	3640	20500	2810	4850	2990	3100	1990	7830	1770	2990	6370	7180	18300	42600	13300	15000	2510	24000	692	16900	5410	5970	4630	ND	ND	ND
	February-14	6020A	38.0	50.0	---	---	---	---	---	---	---	4090	18300	3110	4900	---	---	---	---	5570	4210	5790	7040	18100	38100	12800	13500	3100	12400	---	---	---	---	---	ND	ND	ND
	August-14	6020A	38.0	50.0	856	147000	---	564	112	11200	6070	8290	15800	2670	7690	3750	293	2330	6930	2720	5720	5990	12900	19600	41500	16500	15400	2380	28500	658	13000	6910	5710	2700	ND	64.5	ND
	February-15	6020A	38.0	50.0	---	---	---	---	---	---	---	4370	46200 D	2860	5350	---	---	---	---	5000	16600 D	5930	11400 D	17800 D	29200 D	12800 D	13900 D	2950	28900 D	---	---	---	---	---	ND	109	ND
Lead	January-10	--	--	1	--	--	--	NA	1 U	0.054 B	0.39 J	0.12 J	1 U	0.063 B	0.3 J	1 U	0.45 J	1 U	0.6 J	0.058 J	0.16 J	1 U	0.095 B	1 U	0.049 B	1 U	NA	1 U	0.051 B	1 U	--	1 U	--	--	--	--	--
MCL = 15 (AL)	April-10	--	--	1	0.054 B	1.4	--	0.098 B	1 U	0.2 B	1 U	0.061 B	0.036 B	0.093 B	0.19 B	0.02 J	0.48 J	1 U	0.048 J	0.029 J	0.026 J	1 U	--	--	0.31 J	0.018 B	0.15 B	0.026 B	0.045 B	1 U	0.032 B	1 U	--	--	--	--	--
	July-10	--	--	1	0.087 B	8.2	--	0.18 B	0.11 B	0.073 B	0.12 B	0.14 B	0.19 B	0.16 B	0.48 J	0.14 B	0.47 J	0.077 B	0.06 J	0.15 B	0.15 B	0.067 B	0.11 B	0.057 B	0.14 B	0.06 B	0.12 B	0.067 B	0.11 B	0.24 B	0.17 B	0.1 B	--	--	--	--	--
	November-10	--	--	1	U	12.7	--	0.11 B	U	UJ	0.41 B	U	0.069 B	UJ	0.99 B	U	0.65 B	0.1 B	0.095 B	0.17 B	0.18 B	0.14 B	0.16 B	0.065 B	0.096 B	0.069 B	0.067 B	0.13 B	0.1 B	0.12 B	0.063 B	U	--	--	--	--	--
	February-11	--	--	1	--	--	--	--	--	--	--	1 U	1 U	1 U	0.43 J	--	--	--	--	1 UJ	1 UJ	1 UJ	0.21 J	1 UJ	1 UJ	1 UJ	1 UJ	1 UJ	1 U	--	--	--	--	--	--	--	--
	May-11	--	--	1	--	--	--	--	--	--	--	--	--	--	--	--	--	--	--	--	--	--	--	--	--	--	--	--	--	--	--	--	--	--	--	--	--
	September-11	--	--	1	0.11 B	2.1	--	0.43 B	0.13 B	0.49 B	0.59 B	0.11 B	4.1	1 U	1.3	1.9	13	0.31 B	6.4	0.2 B	1.6	0.15 B	10.1	1 U	0.92 J	0.13 J	0.52 B	0.62 B	0.31 B	0.69 B	0.57 B	5.2	--	--	--	--	--
	December-11	--	--	1	--	--	--	--	--	--	--	--	--	--	--	--	--	--	--	--	--	--	--	--	--	--	--	--	--	--	--	--	--	--	--	--	--
	February-12	--	--	1	--	--	--	--	--	--	--	0.28 B	9.8	0.43 B	59	--	--	--	--	0.7 B	70.4	0.1 B	8.2	0.2 B	0.77 B	0.28 B	0.52 B	0.75 B	1.4 B	--	--	--	ND	ND	--	--	--
	August-12	6020A	1.6	5.00	ND	ND	--	ND	ND	ND	ND	ND	ND	ND	ND	3.75 J	ND	ND	ND	ND	2.19 J	ND	ND	ND	ND	ND	ND	ND	ND	ND	ND	8.30	--	--			
	February-13	6020A	1.6	5.00	--	--	--	--	--	--	--	ND	ND	ND	ND	--	--	--	--	ND	ND	ND	ND	ND	ND	ND	ND	ND	ND	--	--	--	--	--	--	--	--
	August-13	6020A	1.6	5.00	ND	ND	--	ND	ND	ND	ND	ND	ND	ND	3.66 J	ND	3.41 J	ND	2.15 J	ND	ND	ND	ND	ND	1.75 J	ND	ND	ND	ND	ND	4.25 J	ND	ND	4.06 J	ND	ND	ND
	February-14	6020A	1.6	5.00	---	---	---	---	---	---	---	ND	ND	ND	ND	---	---	---	---	ND	ND	ND	ND	ND	ND	ND	ND	ND	ND	---	---	---	---	---	ND	ND	ND
	August-14	6020A	1.6	5.00	ND	ND	---	ND	ND	ND	ND	ND	ND	ND	5.29	ND	ND	ND	ND	ND	ND	ND	ND	ND	ND	ND	ND	ND	ND	ND	ND	ND	ND	ND	ND	ND
	February-15	6020A	1.6	5.00	---	---	---	---	---	---	---	ND	ND	ND	ND	---	---	---	---	ND	ND	ND	ND	ND	ND	ND	ND	ND	ND	---	---	---	---	---	ND	ND	ND
Magnesium	January-10	--	--	--	--	--	--	NA	4410 J	21900	10000	13800	13500	4300 J	4540 J	4660 J	3840 J	4710 J	4890 J	7750	6120	23300	35600	21300	27300	10100	NA	8340	11400	9310	--	4150 J	--	--	--	--	--
No MCL	April-10	--	--	--	3600 J	10700	--	11600	4150 J	18700	8910	13900	14200	4260 J	4390 J	4680 J	4480 J	4600 J	4640 J	7770	6190	23400	--	--	25600	9930	11000	8910	11500	8500	6560	4440 J	--	--	--	--	--
	July-10	--	--	--	3760 J	11800	--	10800	5120	14300	9660	12900	13300	3940 J	2680 J	4240 J	4240 J	4690 J	4950 J	7420	6330	21100	34400	20100	24400	9690	9950	7850	11200	7800	6110	3990 J	--	--	--	--	--
	November-10	--	--	--	4120	14000	--	9630	6460	16800 J	10100 J	13100	13300	1630	5300	4650 J	4150	5160	5110 J	7900	6820	23600	35900	21600 J	24400 J	10600 J	9990	8900	13000 J	8640	6510	4300	--	--	--	--	--
	February-11	--	--	--	--	--	--	--	--	--	--	13000	13200	4160	3510	--	--	--	--	6800	6390	21500	32700	19100	18500	8390	9490	7550	12700	--	--	--	--	--	--	--	--
	May-11	--	--	--	--	--	--	--	--	--	--	--	--	--	--	--	--	--	--	--	--	--	--	--	--	--	--	--	--	--	--	--	--	--	--	--	--
	September-11	--	--	--	4030	9930	--	15000	5190	16100	9530	11600	12300	3910	2930	4550	3570	4280	4270	6230	5780	21800	31700	19000	19500	8750	8430	8380	11500	8910	5670	3890	--	--	--	--	--
	December-11	--	--	--	--	--	--	--	--	--	--	--	--	--	--	--	--	--	--	--	--	--	--	--	--	--	--	--	--	--	--	--	--	--	--	--	--
	February-12	--	--	--	--	--	--	--	--	--	--	13300	21100	4340	5840	--	--	--	--	7110	11700	26300	29100	20600	21700	9040	10000	8330	13700	--	--	--	28800	9090	--	--	--
	August-12	6020A	300	1000	4340	12200	--	12000	5390	18700	11300	11500	13100	4440	4010	4180	3470	4110	4270	6680	6070	26100	30600	19400	22100	9640	10100	7400	10700	7620	6660	3990	--	--			
	February-13	6020A	300	1000	--	--	--	--	--	--	--	12600	17500	4350	3530	--	--	--	--	7910	6670	31700	34400	22900	26200	11100	11500	9140	12100	--	--	--	--	--	ND	ND	ND
	August-13	6020A	300	1000	3840	12900	--	13000	5850	20700	9970	13400	15700	4170	3740	4620	4410	4940	5400	7890	7480	28800	29800	22000	23300	9580	10800	8350	12300	9040	6690	4230	28900	14300	ND	ND	ND
	February-14	6020A	300	1000	---	---	---	---	---	---	---	12700	14900	4220	3880	---	---	---	---	7760	6070	29900	33800	22700	24400	9850	10200	8830	10200	---	---	---	---	---	ND	ND	ND
	August-14	6020A	300	1000	3890	27800	--	16900	5540	17100	9510	13300	13600	3820	3860	4540	3740	4420	5150	7900	6740	30200	31900	20000	23400	10000	10600	7760	11700	9370	6810	4030	26900	18800	ND	ND	ND
	February-15	6020A	300	1000	---	---	---	---	---	---	---	12800	18200	4220	4500	---	---	---	---	7830	6330	29500	31200	21700	24200	9970	10700	8570	12200	---	---	---	---	---	ND	ND	ND
Manganese	January-10	--	--	--	--	--	--	NA	29.9	937	676	314	573	184	352	125	29.4	156	438	255	250	659	926	603	12100	2800	NA	298	13100	210	--	1700	--	--	--	--	--
No MCL	April-10	--	--	--	190	307	--	48.2	4.1	829 J	556	322	518	197	303	120	32	154	385	280	248	634	--	--	13400	3510	4350	122	13800	125	562	1650	--	--	--	--	--
	July-10	--	--	--	191	370	--	54.9	253	665	576	305	535	172	188	119	29.6	159	373	279	280	605	874	556	12300	3120	3900	187	13300	13.6	574	1290	--	--	--	--	--
	November-10	--	--	--	218	387	--	59	403	825	622	293	577	96.2	407	131	31.8	169	383	298	233	673	898	586	14900 +	4120 +	4290 +	399	17400 +	178	620	1350	--	--	--	--	--
	February-11	--	--	--	--	--	--	--	--	--	--	307	549	319	285	--	--	--	--	305	289	681	941	622 +	6470 +	3280 +	4110 +	471	14200 +	--	--	--	--	--	--	--	--
	May-11	--	--	--	--	--	--	--	--	--	--	--	--	--	--	--	--	--	--	--	--	--	--	--	--	--	--	--	--	--	--	--	--	--	--	--	--
	September-11	--	--	--	192	295 J	--	42.9 J	197 J	730	580	272 J	623 J	219 J	230 J	123	64.4	171	602 J	271	254	609	826	514 J	12300 + J	1280 + J	4160 + J	262	1040 +	179	554 J	1430 J	--	--	--	--	--
	December-11	--	--	--	--	--	--	--	--	--	--	--	--	--	--	--	--	--	--	--	--	--	--	--	--	--	--	--	--	--	--	--	--	--	--	--	--
	February-12	--	--	--	--	--	--	--	--	--	--	311	5700 +	236	370	--	--	--	--	305	770	738	1200	566	9820 +	3060 +	4150 +	334	15300 +	--	--	--	1160 D	50.1	--	--	--
	August-12	6020A	3.20	10.0	210	352	--	42.0	29.2	843	612	410	864	234	317	118	36.1	172	371	268	271	729	1170	574	8590	3810	4900	333	12300	11.5	586	1460	--	--			
	February-13	6020A	3.20	10.0	--	--	--	--	--	--	--	266	2000	260	314	--	--	--	--	303	250	776	1430	637	5980	4260	4630	437	10300	--	--	--	--	--	ND	ND	ND
	August-13	6020A	3.20	10.0	201	447	--	7.15 J	104	817	491	247	1560	232	298	124	35.8	192	443	287	268	835	1430	583	5600	3730	4430	316	11500	108	629	1180	1140	1800	ND	ND	ND
	February-14	6020A	3.20	10.0	---	---	---	---	---	---	---	248	1200	237	331	---	---	---	---	494	192	848	1760	531	4960	3070	4650	355	7020	---	---	---	---	---	ND	ND	ND
	August-14	6020A	3.20	10.0	207	739	---	26.2	137	652	481	308	874	227	312	127	32.9	190	432	299	273	846	1580	576	6140	3920	5030	293	11600	176	608	1000	1040	1380	ND	ND	ND
	February-15	6020A	3.20	10.0	---	---	---	---	---	---	---	272	4530 D	233	353	---	---	---	---	367	221	882	1640 D	548	2250 D	3430 D	5040 D	385	12600	---	---	---	---	---	ND	7.89 J	ND

TABLE 11

SUMMARY OF DETECTED INORGANIC CONSTITUENTS
GROUNDWATER SAMPLING LOCATIONS
KIM STAN LANDFILL

Analyte	Sample Collection Date	EPA Method	DL	QL	LF-10	LF-11D	LF-11S	LF-12D	LF-12S	LF-13	LF-14	LF-15D	LF-15S	LF-16D	LF-16S	MW-01D	MW-01S	MW-02D	MW-02S	MW-03D	MW-03S	MW-04D	MW-04S	MW-05D	MW-05S	MW-06D	MW-06S	MW-07D	MW-07S	MW-08D	MW-10D	MW-10S	PZ-01	PZ-02	Field Blank	Equipment Blank	Method Blank
Mercury	January-10	--	--	0.2	--	--	--	NA	0.2 U	0.2 U	0.2 U	0.2 U	0.2 U	0.2 U	0.2 U	0.2 UL	0.2 UL	0.2 UL	0.2 UL	0.2 UL	0.2 UL	0.2 UL	0.2 UL	0.2 UL	0.2 UL	0.2 UL	NA	0.2 U	0.2 UL	0.2 U	--	0.2 U	--	--	--	--	--
MCL = 2	April-10	--	--	0.2	0.2 U	0.2 U	--	0.2 U	0.2 U	0.2 U	0.2 UL	0.2 UL	0.2 UL	0.2 U	0.2 U	0.2 U	0.2 U	0.2 U	0.2 U	0.2 U	0.2 U	0.2 U	0.2 UL	--	0.2 UL	0.2 UL	0.2 UL	0.2 UL	0.2 UL	0.2 U	0.2 UL	0.2 UL	--	--	--	--	--
	July-10	--	--	0.2	0.2 U	0.2 U	--	0.2 U	0.2 U	0.2 U	0.2 U	0.2 U	0.12 J	0.2 U	0.2 U	0.2 U	0.2 U	0.2 U	0.2 U	0.2 U	0.2 U	0.2 U	0.2 U	0.2 U	0.2 U	0.11 J	0.2 U	0.2 U	0.2 U	0.2 U	0.2 U	0.2 U	--	--	--	--	--
	November-10	--	--	0.2	0.11 B	0.076 B	--	0.042 B	0.071 B	0.13 B	0.11 B	0.14 B	0.081 B	0.12 B	0.086 B	0.089 B	0.063 B	UL	UL	UL	UL	UL	UL	UL	UL	UL	0.088 B	UL	UL	0.12 B	0.09 B	0.095 B	--	--	--	--	--
	February-11	--	--	0.2	--	--	--	--	--	--	--	0.2 UL	0.2 UL	0.2 UL	0.2 UL	--	--	--	--	0.2 UL	0.2 UL	0.2 UL	0.2 UL	0.2 UL	0.2 UL	0.2 UL	0.2 UL	0.2 UL	0.2 UL	--	--	--	--	--	--	--	--
	May-11	--	--	0.2	--	--	--	--	--	--	--	--	--	--	--	--	--	--	--	--	--	--	--	--	--	--	--	--	--	--	--	--	--	--	--	--	--
	September-11	--	--	0.2	0.2 UL	0.2 UL	--	0.2 UL	0.2 UL	0.2 UL	0.032 B	0.2 UL	0.2 UL	0.2 UL	0.2 UL	0.052 B	0.042 B	0.049 B	0.023 J	0.028 B	0.042 B	0.052 B	0.061 B	0.2 UL	0.2 UL	0.2 UL	0.027 J	0.2 UL	0.021 J	0.2 UL	0.2 UL	0.2 UL	--	--	--	--	--
	December-11	--	--	0.2	--	--	--	--	--	--	--	--	--	--	--	--	--	--	--	--	--	--	--	--	--	--	--	--	--	--	--	--	--	--	--	--	--
	February-12	--	--	0.2	--	--	--	--	--	--	--	0.2 UL	0.02 J	0.2 UL	0.14 J	--	--	--	--	0.2 UL	0.27	0.2 UL	0.05 J	0.2 UL	0.2 UL	0.2 UL	0.2 UL	0.2 UL	0.2 UL	--	--	--	ND	ND	--	--	--
	August-12	7470A	0.0230	0.200	ND	ND	--	ND	ND	ND	ND	ND	ND	ND	ND	ND	ND	ND	ND	ND	ND	ND	ND	ND	ND	ND	ND	ND	ND	ND	ND	ND	--	--			
	February-13	7470A	0.0230	0.200	--	--	--	--	--	--	--	ND	ND	ND	ND	--	--	--	--	ND	ND	ND	ND	ND	ND	ND	ND	ND	ND	--	--	--	--	--	ND	ND	ND
	August-13	7470A	0.0230	0.200	ND	ND	--	ND	ND	ND	ND	ND	ND	ND	ND	ND	ND	ND	ND	ND	ND	ND	ND	ND	ND	ND	ND	ND	ND	ND	ND	0.0282 J	ND	0.0271 J	ND	ND	ND
	February-14	7470A	0.0230	0.200	---	---	---	---	---	---	---	ND	ND	ND	ND	---	---	---	---	ND	ND	ND	ND	ND	ND	ND	ND	ND	ND	---	---	---	---	---	ND	ND	ND
	August-14	7470A	0.0230	0.200	ND	ND	---	ND	ND	ND	ND	ND	ND	ND	ND	ND	ND	ND	ND	ND	ND	ND	ND	ND	ND	ND	ND	ND	ND	ND	ND	ND	ND	ND	ND	ND	ND
	February-15	7470A	0.0230	0.200	---	---	---	---	---	---	---	ND	ND	ND	ND	---	---	---	---	ND	ND	ND	ND	ND	ND	ND	ND	ND	ND	---	---	---	---	---	ND	ND	ND
Nickel	January-10	--	--	--	--	--	--	NA	8.6	148	7.1	4.9	3.4	0.73 J	19.2	1.5 J	19.8 J	0.9 J	1.9 J	1.5 J	2 J	7.8 J	11 J	7.4 J	22.2 J	6 J	NA	1.6 J	7.5 J	1.7 J	--	5.6	--	--	--	--	--
No MCL	April-10	--	--	--	2.6 B	5.5 J	--	1.2 B	5.4 J	110 J	2.8	3.9	1.7 B	2 B	15.6 J	1.2 B	19.3	0.38 B	0.56 B	0.74 B	1.3 B	5.5	--	--	21.3	9.3	22.3 J	0.79 B	7.5	1.2 B	8.7	5	--	--	--	--	--
	July-10	--	--	--	0.36 B	20.6	--	1.1	12.7	101	4.2	3.5	1.7	0.39 B	10.7	1.1	17.6	0.37 B	0.49 J	0.72 J	1.4	5.6	8.8 B	5.7 B	22.1	10	22.8	0.87 J	6.8	1.7	9.3	4.8	--	--	--	--	--
	November-10	--	--	1.2	12.5	--	--	4	25.2	101	9.3	5.9	5.2	0.54 J	22.2	1.6	21.1	0.92 J	1.2	1.8	1.8	9.3	12.3	8.7	21	12.9	21	2.1	8.4	2.3	9.4	4.8	--	--	--	--	--
	February-11	--	--	--	--	--	--	--	--	--	--	2.6	0.97 J	0.22 J	15.9	--	--	--	--	0.38 J	0.54 J	6.1	8.9	5.4	13.8	11.4	22	5.7	5.8	--	--	--	--	--	--	--	--
	May-11	--	--	--	--	--	--	--	--	--	--	--	--	--	--	--	--	--	--	--	--	--	--	--	--	--	--	--	--	--	--	--	--	--	--	--	--
	September-11	--	--	1.1	14.8 J	--	--	4.3 J	13.4 J	77.5	9.5 J	4.7 J	5.1 J	0.69 B	14.3 J	7.3 J	90.7 J	2.3 J	11 J	1.7 B	2.7 J	7.6 J	10.0 J	7.3 J	16.9 J	12 J	21.4 J	4.9	5.5	5.1	9.8 J	8.5 J	--	--	--	--	--
	December-11	--	--	--	--	--	--	--	--	--	--	--	--	--	--	--	--	--	--	--	--	--	--	--	--	--	--	--	--	--	--	--	--	--	--	--	--
	February-12	--	--	--	--	--	--	--	--	--	--	3.4*	10.1	0.47 B	122	--	--	--	--	2.5	103	6.9	28.7	6.2	21.4	12.5	23.1	5.8	10.2	--	--	--	9.51 J	ND	--	--	--
	August-12	6020A	3.20	10.0	ND	6.64 J	--	8.49 J	18.6	110	8.87 J	ND	ND	ND	14.7	ND	30.7	ND	ND	ND	3.66 J	6.75 J	9.40 J	6.31 J	18.5	10.6	22.4	ND	3.71 J	ND	10.9	15.2	--	--			
	February-13	6020A	3.20	10.0	--	--	--	--	--	--	--	5.34 J	5.83 J	ND	17.2	--	--	--	--	ND	ND	11.2	13.2	9.21 J	17.8	19.0	21.8	4.34 J	5.54 J	--	--	--	--	--	ND	ND	ND
	August-13	6020A	3.20	10.0	ND	50.2	--	7.93 J	11.2	114	8.32 J	3.92 J	4.88 J	ND	22.3	6.71 J	30.4	ND	5.03 J	ND	ND	8.12 J	10.5	7.52 J	19.8	12.3	22.7	ND	4.71 J	ND	27.8	9.99 J	6.97 J	12.9	ND	ND	ND
	February-14	6020A	3.20	10.0	---	---	---	---	---	---	---	ND	ND	ND	13.5	---	---	---	---	ND	ND	8.38 J	12.4	8.30 J	16.0	20.3	20.3	16.9	3.96 J	---	---	---	---	---	ND	ND	ND
	August-14	6020A	3.20	10.0	ND	506	---	6.28 J	12.9	100	4.39 J	10.5	4.86 J	ND	25.7	ND	20.5	ND	4.91 J	ND	ND	8.65 J	10.7	7.88 J	17.2	27.4	20.7	3.57 J	4.34 J	ND	9.34 J	6.02 J	8.93 J	10.3	ND	ND	ND
	February-15	6020A	3.20	10.0	---	---	---	---	---	---	---	ND	3.81 J	ND	16.6	---	---	---	---	ND	ND	6.64 J	8.02 J	5.05 J	12.4	6.98 J	17.1	ND	6.55 J	---	---	---	---	---	ND	ND	ND
Potassium	January-10	--	--	5000	--	--	--	NA	1100 J	1030 J	1990 J	883 J	1110 J	82.9 B	1270 J	903 J	2070 J	456 B	1570 J	1980 J	1640 J	1050 J	772 B	1350 J	19800	3580 J	NA	960 J	3580 J	554 B	--	737 J	--	--	--	--	--
No MCL	April-10	--	--	5000	249 J	658 J	--	3660 J	912 J	1370 J	1620 J	705 J	982 J	331 J	1040 J	835 J	1820 J	224 J	1040 J	1670 J	845 J	3040 J	--	--	16800	4150 J	3110 J	761 J	3000 J	8590	480 J	635 J	--	--	--	--	--
	July-10	--	--	5000	206 J	1110 J	--	13600 J	292 J	942 J	1590 J	161 J	465 J	5000 UL	266 B	644 J	1820 J	281* J	785 J	978 J	1130 J	776 J	978 J	1350 J	19000	3230 J	2720 J	659 J	2990 J	6600	402 J	480 J	--	--	--	--	--
	November-10	--	--	5000	234 J	791	--	26800*	1100	1340 J	1840 J	773	1110	132 J	1290	761	2080	475 J	1200 J	811 J	1300 J	1060 J	1150 J	1440 J	19300 J	4190 J	3240	1010 J	3890 J	5640	519	679	--	--	--	--	--
	February-11	--	--	5000	--	--	--	--	--	--	--	767	1010	312 J	937	--	--	--	--	847	945	818	890	1180	15700	18700	2880	797	3280	--	--	--	--	--	--	--	--
	May-11	--	--	5000	--	--	--	--	--	--	--	--	--	--	--	--	--	--	--	--	--	--	--	--	--	--	--	--	--	--	--	--	--	--	--	--	--
	September-11	--	--	5000	355 B	595 J	--	3570 J	978 J	1330	1660 J	771 J	2020 J	363 B	1130 J	2610 J	2160 J	345 B	1050 J	806 J	983 J	814 J	892 J	1220 J	16900 J	3800 J	4820 J	903	3390	2970	807 J	1090 J	--	--	--	--	--
	December-11	--	--	5000	--	--	--	--	--	--	--	--	--	--	--	--	--	--	--	--	--	--	--	--	--	--	--	--	--	--	--	--	--	--	--	--	--
	February-12	--	--	5000	--	--	--	--	--	--	--	796	4820	364 J	2830	--	--	--	--	972	3500	1070	1390	1280	16300	11700	2950	871	3390	--	--	--	782 J	1040	--	--	--
	August-12	6020A	480	1000	ND	642 J	--	14200	1190	1630	2030	1130	1610	ND	1430	847 J	2230	ND	698 J	ND	1920	1040	934 J	3000	19600	4110	3430	712 J	3370	12900	821 J	4000	--	--			
	February-13	6020A	480	1000	--	--	--	--	--	--	--	678 J	2030	ND	1080	--	--	--	--	ND	672 J	3780	882 J	1270	15900	4320	3150	711 J	3180	--	--	--	--	--	ND	ND	ND
	August-13	6020A	480	1000	ND	ND	--	18700	730	1220	1590	593 J	1820	ND	1870	1120	1990	ND	1300	ND	654 J	948 J	723 J	1180	14400	5840	3490	581 J	3230	5950	2660	798 J	789 J	1670	ND	ND	ND
	February-14	6020A	480	1000	---	---	---	---	---	---	---	704 J	1370	ND	1160	---	---	---	---	ND	555 J	878 J	883 J	1220	11800	3260	2830	833 J	3090	---	---	---	---	---	ND	ND	ND
	August-14	6020A	480	1000	ND	ND	---	9470	700 J	1000	1390	ND	1150	ND	2600	865 J	1800	ND	879 J	ND	1110	ND	655 J	1020	15900	3990	2720	546 J	3160	2410	ND	833 J	589 J	681 J	ND	ND	ND
	February-15	6020A	480	1000	---	---	---	---	---	---	---	857 J	4140	ND	1790	---	---	---	---	504 J	787 J	916 J	916 J	1300	6140	2950	2880	985 J	3210	---	---	---	---	---	ND	ND	ND
Selenium	January-10	--	--	5	--	--	--	NA	1.9 J	5 U	0.28 J	5 U	5 U	5 U	0.62 J	0.28 J	0.46 J	5 U	5 U	0.29 J	5 U	1.4 J	2.4 J	3.6 J	10.7	0.96 J	NA	0.61 J	0.33 J	0.41 J	--	5 U	--	--	--	--	--
MCL = 50	April-10	--	--	5	5 U	5 U	--	5 U	1.6 J	5 UJ	5 U	5 U	5 U	5 U	5 U	5 U	0.21 J	5 U	5 U	5 U	5 U	5 U	--	--	0.24 J	5 U	5 U	5 U	5 U	5 U	5 U	5 U	--	--	--	--	--
	July-10	--	--	5	0.3 B	0.76 B	--	1.2 B	5 U	0.28 B	0.87 B	0.34 B	0.78 B	5 U	1.4 B	5 U	5 U	5 U	0.34 B	5 U	0.29 B	1.1 B	1.4 B	2.2 B	4.3 J	0.81 B	1.2 B	5 U	5 U	0.63 B	0.32 B	0.67 B	--	--	--	--	--
	November-10	--	--	5	U	0.91 B	--	2.2 B	0.85 B	0.71 B	0.74 B	0.79 B	0.67 B	2.3 B	0.71 B	--	U	0.72 B	0.8 B	0.47 B	0.74 B	0.74 B	0.73 B	0.67 B	1.7 B	1.4 B	U	0.5 B	0.88 B	0.46 B	U	U	--	--	--	--	--
	February-11	--	--	5	--	--	--	--	--	--	--	5 UL	5 UL	5 UL	0.33 J	--	--	--	--	5 UL	5 UL	0.92 J	1.1 J	1.8 J	2.4 J	5 UL	5 UL	5 UL	5 UL	--	--	--	--	--	--	--	--
	May-11	--	--	5	--	--	--	--	--	--	--	--	--	--	--	--	--	--	--	--	--	--	--	--	--	--	--	--	--	--	--	--	--	--	--	--	--
	September-11	--	--	5	5 U	5 UL	--	5 UL	5 UL	5 U	5 UL	5 UL	5 UL	5 UL	5 UL	5 UL	5 UL	5 UL	5 UL	5 UL	5 UL	5 UL	5 UL	5 UL	5 UL	5 UL	5 UL	5 U	5 U	5 U	5 UL	5 UL	--	--	--	--	--
	December-11	--	--	5	--	--	--	--	--	--	--	--	--	--	--	--	--	--	--	--	--	--	--	--	--	--	--	--	--	--	--	--	--	--	--	--	--
	February-12	--	--	5	--	--	--	--	--	--	--	5 U	5 U	5 U	3.5 J	--	--	--	--	5 U	2.3 J	5 U	1.4 J	1.5 J	2.8 J	5 U	5 U	5 U	5 U	5 U	--	--	--	ND	ND	--	--
	August-12	6020A	6.50	10.0	ND	ND	--	ND	ND	ND	ND	ND	ND	ND	ND	ND	ND	ND	ND	ND	ND	ND	ND	ND	ND	ND	ND	ND	ND	ND	ND	ND	--	--			
	February-13	6020A	6.50	10.0	--	--	--	--	--	--	--	ND	ND	ND	ND	--	--	--	--	ND	ND	ND	ND	ND	ND	ND	ND	ND	ND	--	--	--	--	--	ND	ND	ND
	August-13	6020A	6.50	10.0	ND	ND	--	ND	ND	ND	ND	ND	ND	ND	ND	ND	ND	ND	ND	ND	ND	ND	ND	ND	ND	ND	ND	ND	ND	ND	ND	ND	ND	ND	ND	ND	ND
	February-14	6020A	6.50	10.0	---	---	---	---	---	---	---	ND	ND	ND	ND	---	---	---	---	ND	ND	ND	ND	ND	ND	ND	ND	ND	ND	---	---	---	---	---	ND	ND	ND
	August-14	6020A	6.50	10.0	ND	ND	---	ND	ND	ND	ND	ND	ND	ND	ND	ND	ND	ND	ND	ND	ND	ND	ND	ND	ND	ND	ND	ND	ND	ND	ND	ND	ND	ND	ND	ND	ND
	February-15	6020A	6.50	10.0	---	---	---	---	---	---	---	ND	ND	ND	ND	---	---	---	---	ND	ND	ND	ND	ND	ND	ND	ND	ND	ND	---	---	---	---	---	ND	ND	ND
Silver	January-10	--	--	1	--	--	--	NA	1 U	1 U	1 U	1 U	1 U	1 U	1 U	1 U	1 U	1 U	1 U	1 U	1 U	1 U	1 U	1 U	1 U	1 U	NA	1 U	1 U	1 U	--	1 U	--	--	--	--	--
No MCL	April-10	--	--	1	1 U	0.016 B	--	1 U	1 U	0.006 B	1 U	1 U	1 U	1 U	1 U	0.011 B	1 U	1 U	1 U	1 U	1 U	1 U	--	--	0.0074 B	1 U	1 U	1 U	1 U	1 U	1 U	1 U	--	--	--	--	--
	July-10	--	--	1	1 U	1 U	--	1 U	1 U	1 U	1 U	1 U	1 U	1 U	1 U	1 U	1 U	1 U	1 U	0.067 B	1 U	1 U	1 U	1 U	1 U	1 U	1 U	1 U	1 U	1 U	1 U	1 U	--	--	--	--	--
	November-10	--	--	1	0.07 B	0.14 J	--	--	UL	0.084 J	0.052 J	UJ	0.13 J	0.15 J	UL	UL	0.071 B	0.053 B	U	U	U	UJ	UJ	UJ	UJ	UJ	0.062 B	U	U	0.1 B	0.074 B	0.073 B	--	--	--	--	--
	February-11	--	--	1	--	--	--	--	--	--	--	--	1 U	1 U	1 U	--	--	--	--	--	1 U	1 U	1 U	1 U	1 U	1 U	1 U	1 U	1 U	--	--	--	--	--	--	--	--
	May-11	--	--	1	--	--	--	--	--	--	--	--	--	--	--	--	--	--	--	--	--	--	--	--	--	--	--	--	--	--	--	--	--	--	--	--	--
	September-11	--	--	1	1 U	1 U	--	1 U	1 U	1 U	1 U	1 U	1 U	1 U	1 U	1 U	0.03 B	1 U	0.043 B	1 U	1 U	1 U	1 U	1 U	1 U	1 U	1 U	1 U	1 U	1 U	1 U	1 U	--	--	--	--	--
	December-11	--	--	1	--	--	--	--	--	--	--	--	--	--	--	--	--	--	--	--	--	--	--	--	--	--	--	--	--	--	--	--	--	--	--	--	--
	February-12	--	--	1	--	--	--	--	--	--	--	0.28 B	0.34 B	0.072 B	0.63 B	--	--	--	--	0.032 B	0.52 B	1 UL	0.14 B	0.029 B	3.2 L	0.094 B	2.6	1.6 B	1.6 B	--	--	--	ND	ND	--	--	--
	August-12	6020A	0.290	1.00	ND	ND	--	ND	ND	ND	ND	ND	ND	ND	ND	ND	ND	ND	ND	ND	ND	ND	ND	ND	ND	ND	ND	ND	ND	ND	ND	ND	--	--			
	February-13	6020A	0.290	1.00	--	--	--	--	--	--	--	ND	ND	ND	ND	--	--	--	--	ND	ND	ND	ND	ND	ND	ND	ND	ND	ND	--	--	--	--	--	ND	ND	ND
	August-13	6020A	0.290	1.00	ND	ND	--	ND	ND	ND	ND	ND	ND	ND	ND	ND	ND	ND	ND	ND	ND	ND	ND	ND	ND	ND	ND	ND	ND	ND	ND	ND	ND	ND	ND	ND	ND
	February-14	6020A	0.290	1.00	---	---	---	---	---	---	---	ND	ND	ND	ND	---	---	---	---	ND	ND	ND	ND	ND	ND	ND	ND	ND	ND	---	---	---	---	---	ND	ND	ND
	August-14	6020A	0.290	1.00	ND	ND	---	ND	ND	ND	ND	ND	ND	ND	ND	ND	ND	ND	ND	ND	ND	ND	ND	ND	ND	ND	ND	ND	ND	ND	ND	ND	ND	ND	ND	ND	ND
	February-15	6020A	0.290	1.00	---	---	---	---	---	---	---	Nd	ND	ND	ND	---	---	---	---	ND	ND	ND	ND	ND	ND	ND	ND	ND	ND	---	---	---	---	---	ND	ND	ND

TABLE 11

SUMMARY OF DETECTED INORGANIC CONSTITUENTS
GROUNDWATER SAMPLING LOCATIONS
KIM STAN LANDFILL

Analyte	Sample Collection Date	EPA Method	DL	QL	LF-10	LF-11D	LF-11S	LF-12D	LF-12S	LF-13	LF-14	LF-15D	LF-15S	LF-16D	LF-16S	MW-01D	MW-01S	MW-02D	MW-02S	MW-03D	MW-03S	MW-04D	MW-04S	MW-05D	MW-05S	MW-06D	MW-06S	MW-07D	MW-07S	MW-08D	MW-10D	MW-10S	PZ-01	PZ-02	Field Blank	Equipment Blank	Method Blank
Sodium	January-10	--	--	--	--	--	--	NA	1530 J	7980	14800	13000	10900	3220 J	9830	2500 J	9620	2990 J	3650 J	6850	5950	30500	45600	55200	231000	32500	NA	9810	4180 J	12100	--	1720 J	--	--	--	--	--
No MCL	April-10	--	--	--	2140 J	8800	--	79000	1690 J	7340	11300 J	14000 J	11600 J	3070 J	9910	2550 J	11300 J	2850 J	3740 J	6510 J	5430 J	32700 J	--	--	213000 J	36600 J	40700	10600 J	4090 J	16200	3680 J	1780 J	--	--	--	--	--
	July-10	--	--	--	3790 J	10400	--	48500	2440 B	5670	12400	13100	10700	3050 B	6800	3170 B	12400	3310 B	4100 B	6390	6270	30100	9980	55800	216000	31900 J	35100	9980	5500	14600	3540 J	1780 B	--	--	--	--	--
	November-10	--	--	--	2390	11500	--	50700	2170	6790 J	14400 J	12100	10300	953	11300	2340	10500	4000 J	4850 J	7020 J	6930 J	33500 J	47600 J	62900 J	274000 + J	36800 J	34500	11300 J	5700 J	13900	4090	1450	--	--	--	--	--
	February-11	--	--	--	--	--	--	--	--	--	--	12300	10200	2500	8420	--	--	--	--	5650	5440	31100	43300	58000	138000	35200	35800	9840	4380	--	--	--	--	--	--	--	--
	May-11	--	--	--	--	--	--	--	--	--	--	--	--	--	--	--	--	--	--	--	--	--	--	--	--	--	--	--	--	--	--	--	--	--	--	--	--
	September-11	--	--	--	3200	8290 J	--	60700 J	2210 B	7280	12800 J	12400 J	10900 J	2630 B	8950 J	4510 J	10700 J	2990 B	3320 J	5430 J	5380 J	30000 J	40200 J	53900 J	217000 + J	29000 J	29700 J	10300	7210	13600	3900 J	1960 B	--	--	--	--	--
	December-11	--	--	--	--	--	--	--	--	--	--	--	--	--	--	--	--	--	--	--	--	--	--	--	--	--	--	--	--	--	--	--	--	--	--	--	--
	February-12	--	--	--	--	--	--	--	--	--	--	14200	86500	3210 B	9040	--	--	--	--	5650 B	4960 B	37600	43300	60700	182000 +	37300	36400	10600	14700	--	--	--	38000	19600	--	--	--
	August-12	6020A	320	1000	2600	8890	--	55700	1910	6010	14400	22900	23900	2500	10200	2320	12400	2730	3330	5630	5590	38700	47300	64300	200000	32300	34600	10000	14100	19500	3630	1450	--	--			
	February-13	6020A	320	1000	--	--	--	--	--	--	--	24100	40900	2790	14400	--	--	--	--	6080	5730	42800	48400	62300	158000	29500	31400	10300	12200	--	--	--	--	--	ND	413 J	ND
	August-13	6020A	320	1000	2360	6440	--	56300	1640	5300	11300	23400	14600	2240	15700	2030	15300	2550	3180	5540	5660	41600	45900	65200	158000	27700	30800	9500	14600	15500	4460	1430	40900	25100	ND	ND	ND
	February-14	6020A	320	1000	--	--	--	--	--	--	--	21300	13400	2590	12400	--	--	--	--	5740	5320	40700	51000	64200	141000	19700	29200	9740	15200	--	--	--	--	--	804 J	ND	ND
	August-14	6020A	320	1000	2390	11900	--	66100	1330	4850	12200	17300	12700	2080	17800	2210	15800	2470	3700	6300	5690	43300	52100	69800	179000	27600	29900	10800	14500	15600	3610	1240	45200	48000	ND	ND	ND
	February-15	6020A	320	1000	--	--	--	--	--	--	--	19500	17100	2550	18900	--	--	--	--	5870	6060	46900	54500	73400	92600	23200	28900	10100	13000	--	--	--	--	--	469 J	1640	ND
Thallium	January-10	--	--	1	--	--	--	NA	1 U	1 U	1 U	1 U	1 U	1 U	1 U	1 U	0 051 B	1 U	1 U	1 U	1 U	1 U	1 U	1 U	1 U	1 U	NA	1 U	0.083 B	1 U	--	0.043 B	--	--	--	--	--
MCL = 2	April-10	--	--	1	1 U	0 041 B	--	1 U	1 U	1 U	1 U	1 U	1 U	0.029 B	0.049 B	0.21 B	0 11 B	1 U	1 U	0.023 B	0.077 B	1 U	--	--	1 U	1 U	0.24 B	1 U	0.1 B	0.048 B	1 U	0 043 B	--	--	--	--	--
	July-10	--	--	1	1 U	0.17 J	--	1 U	1 U	1 U	1 U	1 U	1 U	1 U	1 B	0 09 B	0.14 B	1 U	1 U	0.07 B	0.053 B	1 U	1 U	1 U	1 U	1 U	0.17 J	1 U	0.12 B	1 U	1 U	0.077 B	--	--	--	--	--
	November-10	--	--	1	U	0.15 B	--	0.036 B	U	UJ	UJ	U	U	0.054 B	0.079 B	U	0.097 B	U	U	0.044 B	0.028 B	UJ	UJ	UJ	UJ	UJ	0.19 B	U	0.14 B	0.067 B	0 036 B	0 084 B	--	--	--	--	--
	February-11	--	--	1	--	--	--	--	--	--	--	1 U	1 U	1 U	0.058 B	--	--	--	--	1 U	1 U	1 U	1 U	1 U	0 061 B	0.022 B	0.14 B	1 U	0.12 B	--	--	--	--	--	--	--	--
	May-11	--	--	1	--	--	--	--	--	--	--	--	--	--	--	--	--	--	--	--	--	--	--	--	--	--	--	--	--	--	--	--	--	--	--	--	--
	September-11	--	--	1	1 U	1 U	--	1 U	1 U	1 U	1 U	1 U	0.072 B	1 U	0.039 B	0.075 B	0.22 B	1 U	0.12 B	1 U	1 U	1 U	1 U	1 U	1 U	0.059 B	0.15 B	1 U	0.13 B	1 U	1 U	0.23 B	--	--	--	--	--
	December-11	--	--	1	--	--	--	--	--	--	--	--	--	--	--	--	--	--	--	--	--	--	--	--	--	--	--	--	--	--	--	--	--	--	--	--	--
	February-12	--	--	1	--	--	--	--	--	--	--	1 U	0 24 B	1 U	1.6 B	--	--	--	--	0.15 B	1.4	1 U	0.23 B	1 U	0.047 B	0 072 B	0.16 B	1 U	0.15 B	--	--	--	ND	ND	--	--	--
	August-12	6020A	0.580	1.00	ND	ND	--	ND	ND	ND	ND	ND	ND	ND	ND	ND	ND	ND	ND	ND	ND	ND	ND	ND	ND	ND	ND	ND	ND	ND	ND	ND	--	--			
	February-13	6020A	0.580	1.00	--	--	--	--	--	--	--	ND	ND	ND	ND	--	--	--	--	ND	ND	ND	ND	ND	ND	ND	ND	ND	ND	--	--	--	--	--	ND	ND	ND
	August-13	6020A	0.580	1.00	ND	ND	--	ND	ND	ND	ND	ND	ND	ND	ND	ND	ND	ND	ND	ND	ND	ND	ND	ND	ND	ND	ND	ND	ND	ND	ND	ND	ND	ND	ND	ND	ND
	February-14	6020A	0.580	1.00	--	--	--	--	--	--	--	ND	ND	ND	ND	--	--	--	--	ND	ND	ND	ND	ND	ND	ND	ND	ND	ND	--	--	--	--	--	ND	ND	ND
	August-14	6020A	0.580	1.00	ND	ND	--	ND	ND	ND	ND	ND	ND	ND	ND	ND	ND	ND	ND	ND	ND	ND	ND	ND	ND	ND	ND	ND	ND	ND	ND	ND	ND	ND	ND	ND	ND
	February-15	6020A	0.580	1.00	--	--	--	--	--	--	--	ND	ND	ND	ND	--	--	--	--	ND	ND	ND	ND	ND	ND	ND	ND	ND	ND	--	--	--	--	--	ND	ND	ND
Vanadium	January-10	--	--	5	--	--	--	NA	0.33 B	0.36 B	0.52 B	0 31 B	5 UL	5 UL	0.49 B	0.48 B	0.99 B	0.42 B	2.4 J	0.35 B	0.55 B	0.38 B	0.36 B	0.39 B	0.66 B	5 U	NA	1 5 B	5 U	5 U	--	0.37 B	--	--	--	--	--
No MCL	April-10	--	--	5	5 UL	0.76 J	--	5 UL	5 UL	5 UJ	5 UL	5 UL	5 UL	5 UL	5 UL	0 48 B	0.59 B	0.43 B	0.47 B	5 U	0.27 B	5 UL	--	--	5 UL	5 UL	5 UL	1.4 B	5 UL	5 UL	0.39 B	1.2 B	--	--	--	--	--
	July-10	--	--	5	5 U	2.8 J	--	5 U	5 U	5 U	5 U	5 U	5 U	5 U	5 U	5 U	5 U	5 U	5 U	5 U	5 U	5 U	5 U	5 U	5 U	5 U	5 U	5 U	5 U	5 U	5 U	5 U	--	--	--	--	--
	November-10	--	--	5	U	5.1	--	0.29 J	U	U	0.15 J	0.073 J	U	0.12 J	0.25 J	U	U	U	U	U	U	0.098 J	U	0.25 J	0.26 J	0.11 J	0.067 J	0.36 J	U	0.086 J	U	U	--	--	--	--	--
	February-11	--	--	5	--	--	--	--	--	--	--	5 U	5 U	5 U	5 U	--	--	--	--	5 U	5 U	5 U	5 U	5 U	5 U	5 U	5 U	5 U	5 U	--	--	--	--	--	--	--	--
	May-11	--	--	5	--	--	--	--	--	--	--	--	--	--	--	--	--	--	--	--	--	--	--	--	--	--	--	--	--	--	--	--	--	--	--	--	--
	September-11	--	--	5	5 U	0.35 B	--	0.11 B	5 U	0.17 B	0 21 B	5 U	2.4 J	5 U	0.71 B	1.4 J	6.1	0.24 B	4.5 J	5 U	1.4 J	0.13 B	4.2 J	5 U	1.7 J	5 U	0.55 B	0.22 B	5 U	5 U	1.1 B	4.1 J	--	--	--	--	--
	December-11	--	--	5	--	--	--	--	--	--	--	--	--	--	--	--	--	--	--	--	--	--	--	--	--	--	--	--	--	--	--	--	--	--	--	--	--
	February-12	--	--	5	--	--	--	--	--	--	--	5 UL	4.6 J	5 UL	53.1	--	--	--	--	5 U	54.3	0 61 B	7.1	0.59 J	5 U	5 UL	0 66 J	0.56 J	5 UL	--	--	--	ND	ND	--	--	--
	August-12	6020A	2.00	10.0	ND	ND	--	ND	ND	ND	ND	ND	ND	ND	ND	ND	ND	ND	ND	ND	4.53 J	ND	ND	ND	ND	ND	ND	ND	ND	ND	ND	17.0	--	--			
	February-13	6020A	2.00	10.0	--	--	--	--	--	--	--	ND	ND	ND	ND	ND	--	--	--	ND	ND	ND	ND	ND	ND	ND	ND	ND	ND	--	--	--	--	--	ND	ND	ND
	August-13	6020A	2.00	10.0	ND	ND	--	ND	ND	ND	ND	ND	ND	ND	5.17 J	2.84 J	ND	ND	5.90 J	ND	ND	ND	ND	ND	ND	ND	ND	ND	ND	ND	7.75 J	ND	ND	4.36 J	ND	ND	ND
	February-14	6020A	2.00	10.0	--	--	--	--	--	--	--	ND	ND	ND	ND	--	--	--	--	ND	ND	ND	ND	ND	ND	ND	ND	ND	ND	--	--	--	--	--	ND	ND	ND
	August-14	6020A	2.00	10.0	ND	16.7	--	ND	ND	ND	ND	ND	ND	ND	13 2	2.50 J	ND	ND	4.06 J	ND	3.96 J	ND	ND	ND	ND	ND	ND	ND	ND	ND	ND	3.50 J	ND	ND	ND	ND	ND
	February-15	6020A	2.00	10 0	--	--	--	--	--	--	--	ND	ND	ND	7.46 J	--	--	--	--	ND	ND	ND	ND	ND	ND	ND	ND	ND	ND	--	--	--	--	--	ND	ND	ND
Zinc	January-10	--	--	2	--	--	--	NA	32.6	123	79.5	6.4	0.72 B	1.9 B	39.9	2.3 B	19.1	1.6 B	3.9 B	1.3 B	3.5 B	0.83 B	3 B	1.5 B	1.6 B	1.9 B	NA	5.4 B	4 B	1.2 B	--	6.2	--	--	--	--	--
No MCL	April-10	--	--	2	2.1 B	31	--	1.8 B	31	88.7 J	24.5	2.4	2 U	2 B	30 6	2.8	16 6	2 U	0.84 J	0.73 J	2.6	1.3 J	--	--	3.6	2.7	17 2	1.1 J	3.8	1.1 B	12.4	4.8	--	--	--	--	--
	July-10	--	--	2	2.4 B	201	--	2 B	30.9	86.7	51.3	1.9 B	2 1 B	4.1 B	21 9	6.9	17.7	4.2	3.8	3.2 B	5.1	2.3 B	3.9	4.1	7.2	3.4	17.2	4	5.6	5.9	13.4 B	8.9 B	--	--	--	--	--
	November-10	--	--	2	6.6 B	277 J	--	15.1 J	52 J	88.6 J	127 J	12 J	15.1 J	5.1 J	54.4 J	7.3 B	23.9 B	0.67 B	0.88 B	0.72 B	2.2	0.78 B	1.9 J	0.67 B	1.6 B	2.1	23.2 B	1 B	3.9	12 B	15.3 B	11.4 B	--	--	--	--	--
	February-11	--	--	2	--	--	--	--	--	--	--	7.5	0.55 B	1.8 J	30	--	--	--	--	0 85 B	2.3	0.35 B	2.2	0.69 B	2 J	5.4	17.2	1.7 J	2.7	--	--	--	--	--	--	--	--
	May-11	--	--	2	--	--	--	--	--	--	--	--	--	--	--	--	--	--	--	--	--	--	--	--	--	--	--	--	--	--	--	--	--	--	--	--	--
	September-11	--	--	2	0.61 B	39.1	--	29.8	29.7	56.4 L	46.7	2.6 B	10.8	1.6 B	23.2	13.1	46	2.2 B	18	1.4 B	8.1	0 89 B	13.3	0.69 B	6.5	10.4	31.8	3.7 L	3.1 B	7.1 L	21.8	13.1	--	--	--	--	--
	December-11	--	--	2	--	--	--	--	--	--	--	--	--	--	--	--	--	--	--	--	--	--	--	--	--	--	--	--	--	--	--	--	--	--	--	--	--
	February-12	--	--	2	--	--	--	--	--	--	--	4.3 B	50.4	2.9 B	258	--	--	--	--	13	481	1.1 B	38.9	2.6 B	13.1	7.9 B	39	4.9 B	9.8 B	--	--	--	ND	ND	--	--	--
	August-12	6020A	16.0	50.0	17.4 J	33.2 J	--	27.0 J	70.7	127	52.7	57.9	17.7 J	23.5 J	42.1 J	16 6 J	157	ND	23.5 J	16.4 J	33.1 J	ND	ND	19.1 J	20 8 J	47.6 J	38.7 J	28.9 J	22.5 J	18.5 J	34.3 J	45.3 J	--	--			
	February-13	6020A	16.0	50 0	--	--	--	--	--	--	--	ND	ND	ND	39.9 J	--	--	--	--	ND	ND	ND	ND	ND	ND	43.8 J	39.9 J	ND	ND	--	--	--	--	--	ND	ND	ND
	August-13	6020A	16.0	50 0	ND	113	--	ND	52 3	121	42.9 J	ND	ND	ND	100	20 0 J	71.0	20.4 J	21 7 J	ND	ND	17.1 J	17.5 J	ND	17.2 J	31.4 J	198	ND	18.1 J	ND	81 8	34 4 J	19.1 J	27.6 J	18.1	ND	ND
	February-14	6020A	16.0	50.0	--	--	--	--	--	--	--	ND	ND	ND	30.1 J	--	--	--	--	ND	ND	ND	ND	ND	16 5 J	30.6 J	81.0	ND	ND	--	--	--	--	--	ND	ND	ND
	August-14	6020A	16.0	50.0	ND	656	--	ND	33.7 J	120	22.3 J	ND	ND	ND	40.3 J	ND	17.3 J	ND	ND	ND	ND	ND	ND	ND	ND	50.2	174	ND	ND	ND	19.5 J	19.1 J	ND	ND	ND	18.3 J	ND
	February-15	6020A	16 0	50.0	--	--	--	--	--	--	--	ND	ND	ND	36 3 J	--	--	--	--	ND	ND	ND	ND	ND	ND	ND	67.3	ND	32.5 J	--	--	--	--	--	ND	ND	ND

Notes: All concentrations are reported in micrograms per liter unless otherwise noted.
ug/L = micrograms per liter
MCL = Maximum Contaminant Level
DL = Laboratory detection limit
QL = Laboratory quantitation limit
B = Blank qualified
J = Estimated Concentration; Detected at a concentraion below the quantitation limit.
K = Reported value may be biased high. Actual value is expected to be lower.
L = Reported value may be biased low. Actual value is expected to be higher.
R = Unusable result, analyte may or may not be present
U = Not detected at associated quantitation limit
UL = Not detected, quantitation limit is probably higher.
"--" = Not Available
NA = Not Available
ND = Not detected at associated quantitation limit.

Table I-8: Groundwater Sampling Data: Organic Constituents, 2010-2015

TABLE 12

SUMMARY OF DETECTED ORGANIC COUMPOUNDS
GROUNDWATER SAMPLING LOCATIONS
KIM STAN LANDFILL

Analyte	Sample Collection Date	EPA Method	DL	QL	LF-10	LF-11D	LF-11S	LF-12D	LF-12S	LF-13	LF-14	LF-15D	LF-15S	LF-16D	LF-16S	MW-01D	MW-01S	MW-02D	MW-02S	MW-03D	MW-03S	MW-04D	MW-04S	MW-05D	MW-05S	MW-06D	MW-06S	MW-07D	MW-07S	MW-08D	MW-10D	MW-10S	PZ-01	PZ-02	Trip Blank	Method Blank
VOLATILES																																				
1,1,1-Trichloroethane	January-10	--	--	0.5	--	--	--	0.5 U	0.5 U	0.5 U	0.5 U	0.5 U	0.5 U	0.5 U	0.5 U	0.5 UL	0.5 U	0.5 U	0.5 U	0.5 U	0.5 U	0.5 U	0.5 U	0.5 U	0.5 U	0.5 U	NA	0.5 U	0.5 U	0.5 U	--	0.5 U	--	--	--	--
MCL = 200	April-10	--	--	0.5	0.5 U	0.5 U	--	0.5 U	0.5 U	0.5 U	0.5 U	0.5 U	0.5 U	0.5 U	0.5 U	0.5 U	0.5 U	0.5 U	0.5 U	0.5 U	0.5 U	0.5 U	0.5 U	0.5 U	0.5 U	0.5 U	0.5 U	0.5 U	0.5 U	0.5 U	0.5 U	0.5 U	--	--	--	--
	July-10	--	--	0.5	0.5 U	0.5 U	--	0.5 UL	0.5 U	0.5 U	0.5 U	0.5 U	0.5 U	0.5 U	0.5 U	0.5 UL	0.5 U	0.5 U	0.5 UL	0.5 U	0.5 U	0.5 U	0.5 U	0.5 UL	0.5 UL	0.5 UL	0.5 U	0.5 U	0.5 UL	0.5 U	0.5 UL	0.5 U	--	--	--	--
	November-10	--	--	0.5	0.5 U	0.5 UL	--	0.5 UL	0.5 UL	0.5 UL	0.5 U	0.5 U	0.5 U	0.5 U	0.5 U	0.5 U	0.5 U	0.5 U	0.5 U	0.5 UL	0.5 U	0.5 U	0.5 UL	0.5 U	0.5 U	0.5 U	0.5 U	0.5 U	0.5 U	0.5 U	0.5 U	0.5 UL	--	--	--	--
	February-11	--	--	0.5	--	--	--	--	--	--	--	--	--	--	--	--	--	--	--	--	--	--	--	--	--	--	--	--	--	--	--	--	--	--	--	--
	May-11	--	--	0.5	--	--	--	--	--	--	--	--	--	--	--	--	--	--	--	--	--	--	--	--	--	--	--	--	--	--	--	--	--	--	--	--
	September-11	--	--	0.5	--	--	--	--	--	--	--	0.5 U	0.5 U	0.5 U	0.5 U	--	--	--	--	0.5 UL	0.5 U	0.5 UL	0.5 U	0.5 U	0.5 U	0.5 U	0.5 U	0.5 U	0.5 U	--	--	--	--	--	--	--
	December-11	--	--	0.5	--	--	--	--	--	--	--	--	--	--	--	--	--	--	--	--	--	--	--	--	--	--	--	--	--	--	--	--	--	--	--	--
	February-12	--	--	0.5	--	--	--	--	--	--	--	--	--	--	--	--	--	--	--	--	--	--	--	--	--	--	--	--	--	--	--	--	ND	ND	--	--
	August-12	--	--	0.5	--	--	--	--	--	--	--	ND	ND	ND	ND	--	--	--	--	ND	ND	ND	ND	ND	ND	ND	ND	ND	ND	--	--	--	--	--	--	--
	August-13	8260B	0.8	1.0	--	--	--	--	--	--	--	ND	ND	ND	ND	--	--	--	--	ND	ND	ND	ND	ND	ND	ND	ND	ND	ND	--	--	--	ND	ND	--	--
	August-14	EPA 8260B	0.8	1.0	--	--	--	--	--	--	--	ND	ND	ND	ND	--	--	--	--	ND	ND	ND	ND	ND	ND	ND	ND	ND	ND	--	--	--	ND	ND	ND	--
1,1,2,2-Tetrachloroethane	January-10	--	--	0.5	--	--	--	0.5 U	0.5 U	0.5 U	0.5 U	0.5 U	0.5 U	0.5 U	0.5 U	0.5 U	0.5 U	0.5 U	0.5 U	0.5 U	0.5 U	0.5 U	0.5 U	0.5 U	0.5 U	0.5 U	NA	0.5 U	0.5 U	0.5 U	--	0.5 U	--	--	--	--
No MCL	April-10	--	--	0.5	0.5 U	0.5 U	--	0.5 U	0.5 U	0.5 U	0.5 U	0.5 U	0.5 U	0.5 U	0.5 U	0.5 U	0.5 U	0.5 U	0.5 U	0.5 U	0.5 U	0.5 U	0.5 U	0.5 U	0.5 U	0.5 U	0.5 U	0.5 U	0.5 U	0.5 U	0.5 U	0.5 U	--	--	--	--
	July-10	--	--	0.5	0.5 U	0.5 U	--	0.5 UL	0.5 U	0.5 U	0.5 U	0.5 U	0.5 U	0.5 U	0.5 U	0.5 UL	0.5 U	0.5 U	0.5 UL	0.5 U	0.5 U	0.5 U	0.5 U	0.5 UL	0.5 UL	0.5 UL	0.5 U	0.5 U	0.5 UL	0.5 U	0.5 UL	0.5 U	--	--	--	--
	November-10	--	--	0.5	0.5 U	0.5 U	--	0.5 U	0.5 U	0.5 U	0.5 U	0.5 U	0.5 U	0.5 U	0.5 U	0.5 U	0.5 U	0.5 U	0.5 U	0.5 UL	0.5 U	0.5 U	0.5 U	0.5 U	0.5 U	0.5 U	0.5 U	0.5 U	0.5 U	0.5 U	0.5 U	0.5 U	--	--	--	--
	February-11	--	--	0.5	--	--	--	--	--	--	--	--	--	--	--	--	--	--	--	--	--	--	--	--	--	--	--	--	--	--	--	--	--	--	--	--
	May-11	--	--	0.5	--	--	--	--	--	--	--	--	--	--	--	--	--	--	--	--	--	--	--	--	--	--	--	--	--	--	--	--	--	--	--	--
	September-11	--	--	0.5	--	--	--	--	--	--	--	0.5 U	0.5 U	0.5 U	0.5 U	--	--	--	--	0.5 U	0.5 U	0.5 U	0.5 U	0.5 U	0.5 U	0.5 U	0.5 U	0.5 U	0.5 U	--	--	--	--	--	--	--
	December-11	--	--	0.5	--	--	--	--	--	--	--	--	--	--	--	--	--	--	--	--	--	--	--	--	--	--	--	--	--	--	--	--	--	--	--	--
	February-12	--	--	0.5	--	--	--	--	--	--	--	--	--	--	--	--	--	--	--	--	--	--	--	--	--	--	--	--	--	--	--	--	ND	ND	--	--
	August-12	--	--	0.5	--	--	--	--	--	--	--	ND	ND	ND	ND	--	--	--	--	ND	ND	ND	ND	ND	ND	ND	ND	ND	ND	--	--	--	--	--	--	--
	August-13	8260B	0.54	1.0	--	--	--	--	--	--	--	ND	ND	ND	ND	--	--	--	--	ND	ND	ND	ND	ND	ND	ND	ND	ND	ND	--	--	--	ND	ND	--	--
	August-14	EPA 8260B	0.54	1.0	--	--	--	--	--	--	--	ND	ND	ND	ND	--	--	--	--	ND	ND	ND	ND	ND	ND	ND	ND	ND	ND	--	--	--	ND	ND	ND	--
1,1,2-Trichloroethane	January-10	--	--	0.5	--	--	--	0.5 U	0.5 U	0.5 U	0.5 U	0.5 U	0.5 U	0.5 U	0.5 U	0.5 U	0.5 U	0.5 U	0.5 U	0.5 U	0.5 U	0.5 U	0.5 U	0.5 U	0.5 U	0.5 U	NA	0.5 U	0.5 U	0.5 U	--	0.5 U	--	--	--	--
MCL = 5	April-10	--	--	0.5	0.5 U	0.5 U	--	0.5 U	0.5 U	0.5 U	0.5 U	0.5 U	0.5 U	0.5 U	0.5 U	0.5 U	0.5 U	0.5 U	0.5 U	0.5 U	0.5 U	0.5 U	0.5 U	0.5 U	0.5 U	0.5 U	0.5 U	0.5 U	0.5 U	0.5 U	0.5 U	0.5 U	--	--	--	--
	July-10	--	--	0.5	0.5 U	0.5 U	--	0.5 UL	0.5 U	0.5 U	0.5 U	0.5 U	0.5 U	0.5 U	0.5 U	0.5 UL	0.5 U	0.5 U	0.5 UL	0.5 U	0.5 U	0.5 U	0.5 U	0.5 UL	0.5 UL	0.5 UL	0.5 U	0.5 U	0.5 UL	0.5 U	0.5 UL	0.5 U	--	--	--	--
	November-10	--	--	0.5	0.5 U	0.5 U	--	0.5 U	0.5 U	0.5 U	0.5 U	0.5 U	0.5 U	0.5 U	0.5 U	0.5 U	0.5 U	0.5 U	0.5 U	0.5 U	0.5 U	0.5 U	0.5 U	0.5 U	0.5 U	0.5 U	0.5 U	0.5 U	0.5 U	0.5 U	0.5 U	0.5 U	--	--	--	--
	February-11	--	--	0.5	--	--	--	--	--	--	--	--	--	--	--	--	--	--	--	--	--	--	--	--	--	--	--	--	--	--	--	--	--	--	--	--
	May-11	--	--	0.5	--	--	--	--	--	--	--	--	--	--	--	--	--	--	--	--	--	--	--	--	--	--	--	--	--	--	--	--	--	--	--	--
	September-11	--	--	0.5	--	--	--	--	--	--	--	0.5 U	0.5 U	0.5 U	0.5 U	--	--	--	--	0.5 U	0.5 U	0.5 U	0.5 U	0.5 U	0.5 U	0.5 U	0.5 U	0.5 U	0.5 U	--	--	--	--	--	--	--
	December-11	--	--	0.5	--	--	--	--	--	--	--	--	--	--	--	--	--	--	--	--	--	--	--	--	--	--	--	--	--	--	--	--	--	--	--	--
	February-12	--	--	0.5	--	--	--	--	--	--	--	--	--	--	--	--	--	--	--	--	--	--	--	--	--	--	--	--	--	--	--	--	ND	ND	--	--
	August-12	--	--	0.5	--	--	--	--	--	--	--	ND	ND	ND	ND	--	--	--	--	ND	ND	ND	ND	ND	ND	ND	ND	ND	ND	--	--	--	--	--	--	--
	August-13	8260B	0.76	1.0	--	--	--	--	--	--	--	ND	ND	ND	ND	--	--	--	--	ND	ND	ND	ND	ND	ND	ND	ND	ND	ND	--	--	--	ND	ND	--	--
	August-14	EPA 8260B	0.76	1.0	--	--	--	--	--	--	--	ND	ND	ND	ND	--	--	--	--	ND	ND	ND	ND	ND	ND	ND	ND	ND	ND	--	--	--	ND	ND	ND	--
1,1-Dichloroethane	January-10	--	--	0.5	--	--	--	0.5 U	0.5 U	0.5 U	0.5 U	0.5 U	0.5 U	0.5 U	0.5 U	0.5 U	0.5 U	0.5 U	0.5 U	0.5 U	0.5 U	0.5 U	0.5 U	0.5 U	0.2 J	0.12 J	NA	0.5 U	0.5 U	0.5 U	--	0.5 U	--	--	--	--
No MCL	April-10	--	--	0.5	0.5 U	0.5 U	--	0.5 U	0.5 U	0.5 U	0.5 U	0.5 U	0.5 U	0.5 U	0.5 U	0.5 U	0.5 U	0.5 U	0.5 U	0.5 U	0.5 U	0.5 U	0.5 U	0.5 U	0.5 U	0.5 U	0.34 J	0.5 U	0.5 U	0.5 U	0.5 U	0.5 U	--	--	--	--
	July-10	--	--	0.5	0.5 U	0.5 U	--	0.5 UL	0.5 U	0.5 U	0.5 U	0.5 U	0.5 U	0.5 U	0.5 U	0.5 UL	0.5 U	0.5 U	0.5 UL	0.5 U	0.5 U	0.5 U	0.5 U	0.5 UL	0.5 UL	0.2 J	0.2 J	0.5 U	0.5 UL	0.5 U	0.5 UL	0.5 U	--	--	--	--
	November-10	--	--	0.5	0.5 U	0.5 U	--	0.5 U	0.5 U	0.5 U	0.5 U	0.5 U	0.5 U	0.5 U	0.5 U	0.5 U	0.5 U	0.5 U	0.5 U	0.5 U	0.5 U	0.5 U	0.5 U	0.5 U	0.32 J	0.31 J	0.38 J	0.5 U	0.5 U	0.5 U	0.5 U	0.5 U	--	--	--	--
	February-11	--	--	0.5	--	--	--	--	--	--	--	--	--	--	--	--	--	--	--	--	--	--	--	--	--	--	--	--	--	--	--	--	--	--	--	--
	May-11	--	--	0.5	--	--	--	--	--	--	--	--	--	--	--	--	--	--	--	--	--	--	--	--	--	--	--	--	--	--	--	--	--	--	--	--
	September-11	--	--	0.5	--	--	--	--	--	--	--	0.5 U	0.5 U	0.5 U	0.5 U	--	--	--	--	0.5 U	0.5 U	0.5 U	0.5 U	0.5 U	0.38 J	0.34 J	0.37 J	0.5 U	0.5 U	--	--	--	--	--	--	--
	December-11	--	--	0.5	--	--	--	--	--	--	--	--	--	--	--	--	--	--	--	--	--	--	--	--	--	--	--	--	--	--	--	--	--	--	--	--
	February-12	--	--	0.5	--	--	--	--	--	--	--	--	--	--	--	--	--	--	--	--	--	--	--	--	--	--	--	--	--	--	--	--	ND	ND	--	--
	August-12	--	--	0.5	--	--	--	--	--	--	--	ND	ND	ND	ND	--	--	--	--	ND	ND	ND	ND	ND	ND	ND	ND	ND	ND	--	--	--	--	--	--	--
	August-13	8260B	0.62	1.0	--	--	--	--	--	--	--	ND	ND	ND	ND	--	--	--	--	ND	ND	ND	ND	ND	ND	ND	0.71 J	ND	ND	--	--	--	ND	ND	--	--
	August-14	EPA 8260B	0.62	1.0	--	--	--	--	--	--	--	ND	ND	ND	ND	--	--	--	--	ND	ND	ND	ND	ND	ND	ND	ND	ND	ND	--	--	--	ND	ND	ND	--
1,1-Dichloroethene	January-10	--	--	0.5	--	--	--	0.5 U	0.5 U	0.5 U	0.5 U	0.5 U	0.5 U	0.5 U	0.5 U	0.5 U	0.5 U	0.5 U	0.5 U	0.5 U	0.5 U	0.5 U	0.5 U	0.5 U	0.5 U	0.5 U	NA	0.5 U	0.5 U	0.5 U	--	0.5 U	--	--	--	--
MCL = 7	April-10	--	--	0.5	0.5 U	0.5 U	--	0.5 U	0.5 U	0.5 U	0.5 U	0.5 U	0.5 U	0.5 U	0.5 U	0.5 U	0.5 U	0.5 U	0.5 U	0.5 U	0.5 U	0.5 U	0.5 U	0.5 U	0.5 U	0.5 U	0.5 U	0.5 U	0.5 U	0.5 U	0.5 U	0.5 U	--	--	--	--
	July-10	--	--	0.5	0.5 U	0.5 U	--	0.5 UL	0.5 U	0.5 U	0.5 U	0.5 U	0.5 U	0.5 U	0.5 U	0.5 UL	0.5 U	0.5 U	0.5 UL	0.5 U	0.5 U	0.5 U	0.5 U	0.5 UL	0.5 UL	0.5 UL	0.5 U	0.5 U	0.5 UL	0.5 U	0.5 UL	0.5 U	--	--	--	--
	November-10	--	--	0.5	0.5 U	0.5 U	--	0.5 U	0.5 U	0.5 U	0.5 U	0.5 U	0.5 U	0.5 U	0.5 U	0.5 U	0.5 U	0.5 U	0.5 U	0.5 U	0.5 U	0.5 U	0.5 U	0.5 U	0.5 U	0.5 U	0.5 U	0.5 U	0.5 U	0.5 U	0.5 U	0.5 U	--	--	--	--
	February-11	--	--	0.5	--	--	--	--	--	--	--	--	--	--	--	--	--	--	--	--	--	--	--	--	--	--	--	--	--	--	--	--	--	--	--	--
	May-11	--	--	0.5	--	--	--	--	--	--	--	--	--	--	--	--	--	--	--	--	--	--	--	--	--	--	--	--	--	--	--	--	--	--	--	--
	September-11	--	--	0.5	--	--	--	--	--	--	--	0.5 U	0.5 U	0.5 U	0.5 U	--	--	--	--	0.5 U	0.5 U	0.5 U	0.5 U	0.5 U	0.5 U	0.5 U	0.5 U	0.5 U	0.5 U	--	--	--	--	--	--	--
	December-11	--	--	0.5	--	--	--	--	--	--	--	--	--	--	--	--	--	--	--	--	--	--	--	--	--	--	--	--	--	--	--	--	--	--	--	--
	February-12	--	--	0.5	--	--	--	--	--	--	--	--	--	--	--	--	--	--	--	--	--	--	--	--	--	--	--	--	--	--	--	--	ND	ND	--	--
	August-12	--	--	0.5	--	--	--	--	--	--	--	ND	ND	ND	ND	--	--	--	--	ND	ND	ND	ND	ND	ND	ND	ND	ND	ND	--	--	--	--	--	--	--
	August-13	8260B	0.94	1.0	--	--	--	--	--	--	--	ND	ND	ND	ND	--	--	--	--	ND	ND	ND	ND	ND	ND	ND	ND	ND	ND	--	--	--	ND	ND	--	--
	August-14	EPA 8260B	0.94	1.0	--	--	--	--	--	--	--	ND	ND	ND	ND	--	--	--	--	ND	ND	ND	ND	ND	ND	ND	ND	ND	ND	--	--	--	ND	ND	ND	--
1,2,3-Trichlorobenzene	January-10	--	--	0.5	--	--	--	0.5 U	0.5 U	0.5 U	0.5 U	0.5 U	0.5 U	0.5 U	0.5 U	0.5 U	0.5 U	0.5 U	0.5 U	0.5 U	0.5 U	0.5 U	0.5 U	0.5 U	0.5 U	0.5 U	NA	0.5 U	0.5 U	0.5 U	--	0.5 U	--	--	--	--
No MCL	April-10	--	--	0.5	0.5 UL	0.5 U	--	0.5 U	0.5 UL	0.5 U	0.5 U	0.5 U	0.5 U	0.5 U	0.5 U	0.5 U	0.5 U	0.5 U	0.5 U	0.5 U	0.5 U	0.5 U	0.5 U	0.5 U	0.5 U	0.5 U	0.5 U	0.5 U	0.5 U	0.5 U	0.5 U	0.5 U	--	--	--	--
	July-10	--	--	0.5	0.5 U	0.5 U	--	0.5 UL	0.5 UL	0.5 U	0.5 U	0.5 U	0.5 U	0.5 U	0.5 U	0.5 UL	0.5 U	0.5 U	0.5 UL	0.5 U	0.5 U	0.5 U	0.5 U	0.5 UL	0.5 UL	0.5 UL	0.5 U	0.5 U	0.5 UL	0.5 U	0.5 UL	0.5 U	--	--	--	--
	November-10	--	--	0.5	0.5 U	0.5 U	--	0.5 U	0.5 U	0.5 U	0.5 U	0.5 U	0.5 U	0.5 U	0.5 U	0.5 U	0.5 U	0.24 J	0.5 U	0.5 U	0.5 U	0.5 U	0.5 U	0.5 U	0.5 U	0.5 U	0.5 U	0.5 U	0.5 U	0.5 U	0.5 U	0.5 U	--	--	--	--
	February-11	--	--	0.5	--	--	--	--	--	--	--	--	--	--	--	--	--	--	--	--	--	--	--	--	--	--	--	--	--	--	--	--	--	--	--	--
	May-11	--	--	0.5	--	--	--	--	--	--	--	--	--	--	--	--	--	--	--	--	--	--	--	--	--	--	--	--	--	--	--	--	--	--	--	--
	September-11	--	--	0.5	--	--	--	--	--	--	--	0.5 U	0.5 U	0.5 U	0.5 U	--	--	--	--	0.5 U	0.5 U	0.5 U	0.5 U	0.5 UL	0.5 U	0.5 U	0.5 U	0.5 U	0.5 U	--	--	--	--	--	--	--
	December-11	--	--	0.5	--	--	--	--	--	--	--	--	--	--	--	--	--	--	--	--	--	--	--	--	--	--	--	--	--	--	--	--	--	--	--	--
	February-12	--	--	0.5	--	--	--	--	--	--	--	--	--	--	--	--	--	--	--	--	--	--	--	--	--	--	--	--	--	--	--	--	ND	ND	--	--
	August-12	--	--	0.5	--	--	--	--	--	--	--	ND	ND	ND	ND	--	--	--	--	ND	ND	ND	ND	ND	ND	ND	ND	ND	ND	--	--	--	--	--	--	--
	August-13	8260B	0.86	1.0	--	--	--	--	--	--	--	ND	ND	ND	ND	--	--	--	--	ND	ND	ND	ND	ND	ND	ND	ND	ND	ND	--	--	--	ND	ND	--	--
	August-14	EPA 8260B	0.86	1.0	--	--	--	--	--	--	--	ND	ND	ND	ND	--	--	--	--	ND	ND	ND	ND	ND	ND	ND	ND	ND	ND	--	--	--	ND	ND	ND	--
1,2,4-Trichlorobenzene	January-10	--	--	0.5	--	--	--	0.5 U	0.5 U	0.5 U	0.5 U	0.5 U	0.5 U	0.5 U	0.5 U	0.5 U	0.5 U	0.5 U	0.5 U	0.5 U	0.5 U	0.5 U	0.5 U	0.5 U	0.5 U	0.5 U	NA	0.5 U	0.5 U	0.5 U	--	0.5 U	--	--	--	--
MCL = 70	April-10	--	--	0.5	0.5 UL	0.5 U	--	0.5 U	0.5 UL	0.5 U	0.5 U	0.5 U	0.5 U	0.5 U	0.5 U	0.5 U	0.5 U	0.5 U	0.5 U	0.5 U	0.5 U	0.5 U	0.5 U	0.5 U	0.5 U	0.5 U	0.5 U	0.5 U	0.5 U	0.5 U	0.5 U	0.5 U	--	--	--	--
	July-10	--	--	0.5	0.5 U	0.5 U	--	0.5 UL	0.5 UL	0.5 U	0.5 U	0.5 U	0.5 U	0.5 U	0.5 U	0.5 UL	0.5 U	0.5 U	0.5 UL	0.5 U	0.5 U	0.5 U	0.5 U	0.5 UL	0.5 UL	0.5 UL	0.5 U	0.5 U	0.5 UL	0.5 U	0.5 UL	0.5 U	--	--	--	--
	November-10	--	--	0.5	0.5 U	0.5 U	--	0.5 U	0.5 U	0.5 U	0.5 U	0.5 U	0.5 U	0.5 U	0.5 U	0.5 U	0.5 U	0.27 J	0.5 U	0.5 U	0.5 U	0.5 U	0.5 U	0.5 U	0.5 U	0.5 U	0.5 U	0.5 U	0.5 U	0.5 U	0.5 U	0.5 U	--	--	--	--
	February-11	--	--	0.5	--	--	--	--	--	--	--	--	--	--	--	--	--	--	--	--	--	--	--	--	--	--	--	--	--	--	--	--	--	--	--	--
	May-11	--	--	0.5	--	--	--	--	--	--	--	--	--	--	--	--	--	--	--	--	--	--	--	--	--	--	--	--	--	--	--	--	--	--	--	--
	September-11	--	--	0.5	--	--	--	--	--	--	--	0.5 U	0.5 U	0.5 U	0.5 U	--	--	--	--	0.5 U	0.5 U	0.5 U	0.5 U	0.5 U	0.5 U	0.5 U	0.5 U	0.5 U	0.5 U	--	--	--	--	--	--	--
	December-11	--	--	0.5	--	--	--	--	--	--	--	--	--	--	--	--	--	--	--	--	--	--	--	--	--	--	--	--	--	--	--	--	--	--	--	--
	February-12	--	--	0.5	--	--	--	--	--	--	--	--	--	--	--	--	--	--	--	--	--	--	--	--	--	--	--	--	--	--	--	--	ND	ND	--	--
	August-12	--	--	0.5	--	--	--	--	--	--	--	ND	ND	ND	ND	--	--	--	--	ND	ND	ND	ND	ND	ND	ND	ND	ND	ND	--	--	--	--	--	--	--
	August-13	8260B	0.70	1.0	--	--	--	--	--	--	--	ND	ND	ND	ND	--	--	--	--	ND	ND	ND	ND	ND	ND	ND	ND	ND	ND	--	--	--	ND	ND	--	--
	August-14	EPA 8260B	0.70	1.0	--	--	--	--	--	--	--	ND	ND	ND	ND	--	--	--	--	ND	ND	ND	ND	ND	ND	ND	ND	ND	ND	--	--	--	ND	ND	ND	--
1,2-Dibromo-3-chloropropane	January-10	--	--	0.5	--	--	--	0.5 U	0.5 U	0.5 U	0.5 U	0.5 U	0.5 U	0.5 U	0.5 U	0.5 U	0.5 U	0.5 U	0.5 U	0.5 U	0.5 U	0.5 U	0.5 U	0.5 U	0.5 U	0.5 U	NA	0.5 U	0.5 U	0.5 U	--	0.5 U	--	--	--	--
MCL = 0.2	April-10	--	--	0.5	0.5 U	0.5 U	--	0.5 U	0.5 U	0.5 U	0.5 U	0.5 U	0.5 U	0.5 U	0.5 U	0.5 U	0.5 U	0.5 U	0.5 U	0.5 U	0.5 U	0.5 U	0.5 U	0.5 U	0.5 U	0.5 U	0.5 U	0.5 U	0.5 U	0.5 U	0.5 U	0.5 U	--	--	--	--
	July-10	--	--	0.5	0.5 R	0.5 R	--	0.5 R	0.5 R	0.5 R	0.5 R	0.5 R	0.5 R	0.5 R	0.5 R	0.5 R	0.5 R	0.5 R	0.5 R	0.5 R	0.5 R	0.5 R	0.5 R	0.5 R	0.5 R	0.5 R	0.5 R	0.5 R	0.5 R	0.5 R	0.5 R	0.5 R	--	--	--	--
	November-10	--	--	0.5	0.5 U	0.5 U	--	0.5 U	0.5 U	0.5 U	0.5 U	0.5 U	0.5 U	0.5 U	0.5 U	0.5 U	0.5 U	0.5 U	0.5 U	0.5 UL	0.5 U	0.5 U	0.5 U	0.5 U	0.5 U	0.5 U	0.5 U	0.5 U	0.5 U	0.5 U	0.5 U	0.5 U	--	--	--	--
	February-11	--	--	0.5	--	--	--	--	--	--	--	--	--	--	--	--	--	--	--	--	--	--	--	--	--	--	--	--	--	--	--	--	--	--	--	--
	May-11	--	--	0.5	--	--	--	--	--	--	--	--	--	--	--	--	--	--	--	--	--	--	--	--	--	--	--	--	--	--	--	--	--	--	--	--
	September-11	--	--	0.5	--	--	--	--	--	--	--	0.5 U	0.5 U	0.5 U	0.5 U	--	--	--	--	0.5 U	0.5 U	0.5 U	0.5 U	0.5 U	0.5 U	0.5 U	0.5 U	0.5 U	0.5 U	--	--	--	--	--	--	--
	December-11	--	--	0.5	--	--	--	--	--	--	--	--	--	--	--	--	--	--	--	--	--	--	--	--	--	--	--	--	--	--	--	--	--	--	--	--
	February-12	--	--	0.5	--	--	--	--	--	--	--	--	--	--	--	--	--	--	--	--	--	--	--	--	--	--	--	--	--	--	--	--	ND	ND	--	--
	August-12	--	--	0.5	--	--	--	--	--	--	--	ND	ND	ND	ND	--	--	--	--	ND	ND	ND	ND	ND	ND	ND	ND	ND	ND	--	--	--	--	--	--	--
	August-13	8260B	0.96	1.0	--	--	--	--	--	--	--	ND	ND	ND	ND	--	--	--	--	ND	ND	ND	ND	ND	ND	ND	ND	ND	ND	--	--	--	ND	ND	--	--
	August-14	EPA 8260B	0.96	1.0	--	--	--	--	--	--	--	ND	ND	ND	ND	--	--	--	--	ND	ND	ND	ND	ND	ND	ND	ND	ND	ND	--	--	--	ND	ND	ND	--
1,2-Dibromoethane	January-10	--	--	0.5	--	--	--	0.5 U	0.5 U	0.5 U	0.5 U	0.5 U	0.5 U	0.5 U	0.5 U	0.5 UL	0.5 U	0.5 U	0.5 U	0.5 U	0.5 U	0.5 U	0.5 U	0.5 U	0.5 U	0.5 U	NA	0.5 U	0.5 U	0.5 U	--	0.5 U	--	--	--	--
MCL = 0.05	April-10	--	--	0.5	0.5 U	0.5 U	--	0.5 U	0.5 U	0.5 U	0.5 U	0.5 U	0.5 U	0.5 U	0.5 U	0.5 U	0.5 U	0.5 U	0.5 U	0.5 U	0.5 U	0.5 U	0.5 U	0.5 U	0.5 U	0.5 U	0.5 U	0.5 U	0.5 U	0.5 U	0.5 U	0.5 U	--	--	--	--
	July-10	--	--	0.5	0.5 U	0.5 U	--	0.5 UL	0.5 U	0.5 U	0.5 U	0.5 U	0.5 U	0.5 U	0.5 U	0.5 UL	0.5 U	0.5 U	0.5 UL	0.5 U	0.5 U	0.5 U	0.5 U	0.5 UL	0.5 UL	0.5 UL	0.5 U	0.5 U	0.5 UL	0.5 U	0.5 UL	0.5 U	--	--	--	--
	November-10	--	--	0.5	0.5 U	0.5 UL	--	0.5 UL	0.5 UL	0.5 UL	0.5 U	0.5 U	0.5 U	0.5 U	0.5 U	0.5 U	0.5 U	0.5 U	0.5 U	0.5 UL	0.5 U	0.5 U	0.5 UL	0.5 U	0.5 U	0.5 U	0.5 U	0.5 U	0.5 U	0.5 U	0.5 U	0.5 UL	--	--	--	--
	February-11	--	--	0.5	--	--	--	--	--	--	--	--	--	--	--	--	--	--	--	--	--	--	--	--	--	--	--	--	--	--	--	--	--	--	--	--
	May-11	--	--	0.5	--	--	--	--	--	--	--	--	--	--	--	--	--	--	--	--	--	--	--	--	--	--	--	--	--	--	--	--	--	--	--	--
	September-11	--	--	0.5	--	--	--	--	--	--	--	0.5 U	0.5 U	0.5 U	0.5 U	--	--	--	--	0.5 UL	0.5 U	0.5 UL	0.5 U	0.5 U	0.5 U	0.5 U	0.5 U	0.5 U	0.5 U	--	--	--	--	--	--	--
	December-11	--	--	0.5	--	--	--	--	--	--	--	--	--	--	--	--	--	--	--	--	--	--	--	--	--	--	--	--	--	--	--	--	--	--	--	--
	February-12	--	--	0.5	--	--	--	--	--	--	--	--	--	--	--	--	--	--	--	--	--	--	--	--	--	--	--	--	--	--	--	--	ND	ND	--	--
	August-12	--	--	0.5	--	--	--	--	--	--	--	ND	ND	ND	ND	--	--	--	--	ND	ND	ND	ND	ND	ND	ND	ND	ND	ND	--	--	--	--	--	--	--
	August-13	8260B	0.78	1.0	--	--	--	--	--	--	--	ND	ND	ND	ND	--	--	--	--	ND	ND	ND	ND	ND	ND	ND	ND	ND	ND	--	--	--	ND	ND	--	--
	August-14	EPA 8260B	0.78	1.0	--	--	--	--	--	--	--	ND	ND	ND	ND	--	--	--	--	ND	ND	ND	ND	ND	ND	ND	ND	ND	ND	--	--	--	ND	ND	ND	--
1,2-Dichlorobenzene	January-10	--	--	0.5	--	--	--	0.5 U	0.5 U	0.5 U	0.5 U	0.5 U	0.5 U	0.5 U	0.5 U	0.5 U	0.5 U	0.5 U	0.5 U	0.5 U	0.5 U	0.5 U	0.5 U	0.5 U	0.5 U	0.5 U	NA	0.5 U	0.5 U	0.5 U	--	0.5 U	--	--	--	--
MCL = 600	April-10	--	--	0.5	0.5 UL	0.5 U	--	0.5 U	0.5 UL	0.5 U	0.5 U	0.5 U	0.5 U	0.5 U	0.5 U	0.5 U	0.5 U	0.5 U	0.5 U	0.5 U	0.5 U	0.5 U	0.5 U	0.5 U	0.5 U	0.5 U	0.5 U	0.5 U	0.5 U	0.5 U	0.5 U	0.5 U	--	--	--	--
	July-10	--	--	0.5	0.5 U	0.5 U	--	0.5 UL	0.5 UL	0.5 U	0.5 U	0.5 U	0.5 U	0.5 U	0.5 U	0.5 UL	0.5 U	0.5 U	0.5 UL	0.5 U	0.5 U	0.5 U	0.5 U	0.5 UL	0.5 UL	0.5 UL	0.5 U	0.5 U	0.5 UL	0.5 U	0.5 UL	0.5 U	--	--	--	--
	November-10	--	--	0.5	0.5 U	0.5 U	--	0.5 U	0.5 U	0.5 U	0.5 U	0.5 U	0.5 U	0.5 U	0.5 U	0.5 U	0.5 U	0.5 U	0.5 U	0.5 U	0.5 U	0.5 U	0.5 U	0.5 U	0.5 U	0.5 U	0.5 U	0.5 U	0.5 U	0.5 U	0.5 U	0.5 U	--	--	--	--
	February-11	--	--	0.5	--	--	--	--	--	--	--	--	--	--	--	--	--	--	--	--	--	--	--	--	--	--	--	--	--	--	--	--	--	--	--	--
	May-11	--	--	0.5	--	--	--	--	--	--	--	--	--	--	--	--	--	--	--	--	--	--	--	--	--	--	--	--	--	--	--	--	--	--	--	--
	September-11	--	--	0.5	--	--	--	--	--	--	--	0.5 U	0.5 U	0.5 U	0.5 U	--	--	--	--	0.5 U	0.5 U	0.5 U	0.5 U	0.5 UL	0.5 U	0.5 U	0.5 U	0.5 U	0.5 U	--	--	--	--	--	--	--
	December-11	--	--	0.5	--	--	--	--	--	--	--	--	--	--	--	--	--	--	--	--	--	--	--	--	--	--	--	--	--	--	--	--	--	--	--	--
	February-12	--	--	0.5	--	--	--	--	--	--	--	--	--	--	--	--	--	--	--	--	--	--	--	--	--	--	--	--	--	--	--	--	ND	ND	--	--
	August-12	--	--	0.5	--	--	--	--	--	--	--	ND	ND	ND	ND	--	--	--	--	ND	ND	ND	ND	ND	ND	ND	ND	ND	ND	--	--	--	--	--	--	--
	August-13	8260B	0.73	1.0	--	--	--	--	--	--	--	ND	ND	ND	ND	--	--	--	--	ND	ND	ND	ND	ND	ND	ND	ND	ND	ND	--	--	--	ND	ND	--	--
	August-14	EPA 8260B	0.73	1.0	--	--	--	--	--	--	--	ND	ND	ND	ND	--	--	--	--	ND	ND	ND	ND	ND	ND	ND	ND	ND	ND	--	--	--	ND	ND	ND	--

TABLE 12

SUMMARY OF DETECTED ORGANIC COUMPOUNDS
GROUNDWATER SAMPLING LOCATIONS
KIM STAN LANDFILL

Analyte	Sample Collection Date	EPA Method	DL	QL	LF-10	LF-11D	LF-11S	LF-12D	LF-12S	LF-13	LF-14	LF-15D	LF-15S	LF-16D	LF-16S	MW-01D	MW-01S	MW-02D	MW-02S	MW-03D	MW-03S	MW-04D	MW-04S	MW-05D	MW-05S	MW-06D	MW-06S	MW-07D	MW-07S	MW 08D	MW-10D	MW-10S	PZ-01	PZ-02	Trip Blank	Method Blank
1,2-Dichloroethane	January-10	--	--	0.5	--	--	--	0.5 U	0.5 U	0.5 U	0.5 U	0.5 U	0.5 U	0.5 U	0.5 U	0.5 UL	0.5 U	0.5 U	0.5 U	0.5 U	0.5 U	0.5 U	0.5 U	0.5 U	0.5 U	0.5 U	NA	0.5 U	0.5 U	0.5 U	--	0.5 U	--	--	--	--
MCL = 5	April-10	--	--	0.5	0.5 U	0.5 U	--	0.5 U	0.5 U	0.5 U	0.5 U	0.5 U	0.5 U	0.5 U	0.5 U	0.5 U	0.5 U	0.5 U	0.5 U	0.5 U	0.5 U	0.5 U	0.5 U	0.5 U	0.5 U	0.5 U	0.5 U	0.5 U	0.5 U	0.5 U	0.5 U	0.5 U	--	--	--	--
	July-10	--	--	0.5	0.5 U	0.5 U	--	0.5 UL	0.5 U	0.5 U	0.5 U	0.5 U	0.5 U	0.5 U	0.5 U	0.5 UL	0.5 U	0.5 U	0.5 UL	0.5 U	0.5 U	0.5 U	0.5 U	0.5 UL	0.5 UL	0.5 UL	0.5 U	0.5 U	0.5 UL	0.5 U	0.5 UL	0.5 U	--	--	--	--
	November-10	--	--	0.5	0.5 U	0.5 UL	--	0.5 U	0.5 UL	0.5 UL	0.5 U	0.5 U	0.5 U	0.5 U	0.5 U	0.5 U	0.5 U	0.5 U	0.5 U	0.5 UL	0.5 U	0.5 U	0.5 UL	0.5 U	0.5 U	0.5 U	0.5 U	0.5 U	0.5 U	0.5 U	0.5 U	0.5 UL	--	--	--	--
	February-11	--	--	0.5	--	--	--	--	--	--	--	--	--	--	--	--	--	--	--	--	--	--	--	--	--	--	--	--	--	--	--	--	--	--	--	--
	May-11	--	--	0.5	--	--	--	--	--	--	--	--	--	--	--	--	--	--	--	--	--	--	--	--	--	--	--	--	--	--	--	--	--	--	--	--
	September-11	--	--	0.5	--	--	--	--	--	--	--	0.5 U	0.5 U	0.5 U	0.5 U	--	--	--	--	0.5 UL	0.5 U	0.5 UL	0.5 U	0.5 U	0.5 U	0.5 U	0.5 U	0.5 U	0.5 U	--	--	--	--	--	--	--
	December-11	--	--	0.5	--	--	--	--	--	--	--	--	--	--	--	--	--	--	--	--	--	--	--	--	--	--	--	--	--	--	--	--	--	--	--	--
	February-12	--	--	0.5	--	--	--	--	--	--	--	--	--	--	--	--	--	--	--	--	--	--	--	--	--	--	--	--	--	--	--	--	ND	ND	--	--
	August-12	--	--	0.5	--	--	--	--	--	--	--	ND	ND	ND	ND	--	--	--	--	ND	ND	ND	ND	ND	ND	ND	ND	ND	ND	--	--	--	--	--	--	--
	August-13	8260B	0.63	1.0	--	--	--	--	--	--	--	ND	ND	ND	ND	--	--	--	--	ND	ND	ND	ND	ND	ND	ND	ND	ND	ND	--	--	--	ND	ND	--	--
	August-14	EPA 8260B	0.63	1.0	--	--	--	--	--	--	--	ND	ND	ND	ND	--	--	--	--	ND	ND	ND	ND	ND	ND	ND	ND	ND	ND	--	--	--	ND	ND	ND	--
cis-1,2-Dichloroethene	January-10	--	--	0.5	--	--	--	0.5 U	0.5 U	0.5 U	0.5 U	0.5 U	0.5 U	0.5 U	0.5 U	0.5 U	0.5 U	0.5 U	0.5 U	0.5 U	0.5 U	0.5 U	0.5 U	0.5 U	0.19 J	0.075 J	NA	0.5 U	0.5 U	0.5 U	--	0.5 U	--	--	--	--
MCL = 70	April-10	--	--	0.5	0.5 U	0.5 U	--	0.5 U	0.5 U	0.5 U	0.5 U	0.5 U	0.5 U	0.5 U	0.5 U	0.5 U	0.5 U	0.5 U	0.5 U	0.5 U	0.5 U	0.5 U	0.5 U	0.5 U	0.5 U	0.5 U	0.5 U	0.5 U	0.5 U	0.5 U	0.5 U	0.5 U	--	--	--	--
	July-10	--	--	0.5	0.5 U	0.5 U	--	0.5 UL	0.5 U	0.5 U	0.5 U	0.5 U	0.5 U	0.5 U	0.5 U	0.5 UL	0.5 U	0.5 U	0.5 UL	0.5 U	0.5 U	0.5 U	0.5 U	0.5 UL	0.5 UL	0.5 UL	0.5 U	0.5 U	0.5 UL	0.5 U	0.5 UL	0.5 U	--	--	--	--
	November-10	--	--	0.5	0.5 U	0.5 U	--	0.5 U	0.5 U	0.5 U	0.5 U	0.5 U	0.5 U	0.5 U	0.5 U	0.5 U	0.5 U	0.5 U	0.5 U	0.5 U	0.5 U	0.5 U	0.5 U	0.5 U	0.25 J	0.14 J	0.16 J	0.5 U	0.5 U	0.5 U	0.5 U	0.5 U	--	--	--	--
	February-11	--	--	0.5	--	--	--	--	--	--	--	--	--	--	--	--	--	--	--	--	--	--	--	--	--	--	--	--	--	--	--	--	--	--	--	--
	May-11	--	--	0.5	--	--	--	--	--	--	--	--	--	--	--	--	--	--	--	--	--	--	--	--	--	--	--	--	--	--	--	--	--	--	--	--
	September-11	--	--	0.5	--	--	--	--	--	--	--	0.5 U	0.5 U	0.5 U	0.5 U	--	--	--	--	0.5 U	0.5 U	0.5 U	0.5 U	0.5 U	0.35 J	0.5 U	0.5 U	0.5 U	0.5 U	--	--	--	--	--	--	--
	December-11	--	--	0.5	--	--	--	--	--	--	--	--	--	--	--	--	--	--	--	--	--	--	--	--	--	--	--	--	--	--	--	--	--	--	--	--
	February-12	--	--	0.5	--	--	--	--	--	--	--	--	--	--	--	--	--	--	--	--	--	--	--	--	--	--	--	--	--	--	--	--	ND	ND	--	--
	August-12	--	--	0.5	--	--	--	--	--	--	--	ND	ND	ND	ND	--	--	--	--	ND	ND	ND	ND	ND	ND	ND	ND	ND	ND	--	--	--	--	--	--	--
	August-13	8260B	0.53	1.0	--	--	--	--	--	--	--	ND	ND	ND	ND	--	--	--	--	ND	ND	ND	ND	ND	ND	ND	ND	ND	ND	--	--	--	ND	ND	--	--
	August-14	EPA 8260B	0.53	1.0	--	--	--	--	--	--	--	ND	ND	ND	ND	--	--	--	--	ND	ND	ND	ND	ND	ND	ND	ND	ND	ND	--	--	--	ND	ND	ND	--
trans-1,2-Dichloroethene	January-10	--	--	0.5	--	--	--	0.5 U	0.5 U	0.5 U	0.5 U	0.5 U	0.5 U	0.5 U	0.5 U	0.5 U	0.5 U	0.5 U	0.5 U	0.5 U	0.5 U	0.5 U	0.5 U	0.5 U	0.5 U	0.5 U	NA	0.5 U	0.5 U	0.5 U	--	0.5 U	--	--	--	--
MCL = 100	April-10	--	--	0.5	0.5 U	0.5 U	--	0.5 U	0.5 U	0.5 U	0.5 U	0.5 U	0.5 U	0.5 U	0.5 U	0.5 U	0.5 U	0.5 U	0.5 U	0.5 U	0.5 U	0.5 U	0.5 U	0.5 U	0.5 U	0.5 U	0.5 U	0.5 U	0.5 U	0.5 U	0.5 U	0.5 U	--	--	--	--
	July-10	--	--	0.5	0.5 U	0.5 U	--	0.5 UL	0.5 U	0.5 U	0.5 U	0.5 U	0.5 U	0.5 U	0.5 U	0.5 UL	0.5 U	0.5 U	0.5 UL	0.5 U	0.5 U	0.5 U	0.5 U	0.5 UL	0.5 UL	0.5 UL	0.5 U	0.5 U	0.5 UL	0.5 U	0.5 UL	0.5 U	--	--	--	--
	November-10	--	--	0.5	0.5 U	0.5 U	--	0.5 U	0.5 U	0.5 U	0.5 U	0.5 U	0.5 U	0.5 U	0.5 U	0.5 U	0.5 U	0.5 U	0.5 U	0.5 U	0.5 U	0.5 U	0.5 U	0.5 U	0.5 U	0.5 U	0.5 U	0.5 U	0.5 U	0.5 U	0.5 U	0.5 U	--	--	--	--
	February-11	--	--	0.5	--	--	--	--	--	--	--	--	--	--	--	--	--	--	--	--	--	--	--	--	--	--	--	--	--	--	--	--	--	--	--	--
	May-11	--	--	0.5	--	--	--	--	--	--	--	--	--	--	--	--	--	--	--	--	--	--	--	--	--	--	--	--	--	--	--	--	--	--	--	--
	September-11	--	--	0.5	--	--	--	--	--	--	--	0.5 U	0.5 U	0.5 U	0.5 U	--	--	--	--	0.5 U	0.5 U	0.5 U	0.5 U	0.5 U	0.5 U	0.5 U	0.5 U	0.5 U	0.5 U	--	--	--	--	--	--	--
	December-11	--	--	0.5	--	--	--	--	--	--	--	--	--	--	--	--	--	--	--	--	--	--	--	--	--	--	--	--	--	--	--	--	--	--	--	--
	February-12	--	--	0.5	--	--	--	--	--	--	--	--	--	--	--	--	--	--	--	--	--	--	--	--	--	--	--	--	--	--	--	--	ND	ND	--	--
	August-12	--	--	0.5	--	--	--	--	--	--	--	ND	ND	ND	ND	--	--	--	--	ND	ND	ND	ND	ND	ND	ND	ND	ND	ND	--	--	--	--	--	--	--
	August-13	8260B	0.73	1.0	--	--	--	--	--	--	--	ND	ND	ND	ND	--	--	--	--	ND	ND	ND	ND	ND	ND	ND	ND	ND	ND	--	--	--	ND	ND	--	--
	August-14	EPA 8260B	0.73	1.0	--	--	--	--	--	--	--	ND	ND	ND	ND	--	--	--	--	ND	ND	ND	ND	ND	ND	ND	ND	ND	ND	--	--	--	ND	ND	ND	--
1,2-Dichloropropane	January-10	--	--	0.5	--	--	--	0.5 U	0.5 U	0.5 U	0.5 U	0.5 U	0.5 U	0.5 U	0.5 U	0.5 U	0.5 U	0.5 U	0.5 U	0.5 U	0.5 U	0.5 U	0.5 U	0.5 U	0.5 U	0.5 U	NA	0.5 U	0.5 U	0.5 U	--	0.5 U	--	--	--	--
MCL = 5	April-10	--	--	0.5	0.5 U	0.5 U	--	0.5 U	0.5 U	0.5 U	0.5 U	0.5 U	0.5 U	0.5 U	0.5 U	0.5 U	0.5 U	0.5 U	0.5 U	0.5 U	0.5 U	0.5 U	0.5 U	0.5 U	0.5 U	0.5 U	0.5 U	0.5 U	0.5 U	0.5 U	0.5 U	0.5 U	--	--	--	--
	July-10	--	--	0.5	0.5 U	0.5 U	--	0.5 UL	0.5 U	0.5 U	0.5 U	0.5 U	0.5 U	0.5 U	0.5 U	0.5 UL	0.5 U	0.5 U	0.5 UL	0.5 U	0.5 U	0.5 U	0.5 U	0.5 UL	0.5 UL	0.5 UL	0.5 U	0.5 U	0.5 UL	0.5 U	0.5 UL	0.5 U	--	--	--	--
	November-10	--	--	0.5	0.5 U	0.5 U	--	0.5 U	0.5 U	0.5 U	0.5 U	0.5 U	0.5 U	0.5 U	0.5 U	0.5 U	0.5 U	0.5 U	0.5 U	0.5 U	0.5 U	0.5 U	0.5 U	0.5 U	0.5 U	0.5 U	0.5 U	0.5 U	0.5 U	0.5 U	0.5 U	0.5 U	--	--	--	--
	February-11	--	--	0.5	--	--	--	--	--	--	--	--	--	--	--	--	--	--	--	--	--	--	--	--	--	--	--	--	--	--	--	--	--	--	--	--
	May-11	--	--	0.5	--	--	--	--	--	--	--	--	--	--	--	--	--	--	--	--	--	--	--	--	--	--	--	--	--	--	--	--	--	--	--	--
	September-11	--	--	0.5	--	--	--	--	--	--	--	0.5 U	0.5 U	0.5 U	0.5 U	--	--	--	--	0.5 U	0.5 U	0.5 U	0.5 U	0.5 U	0.5 U	0.5 U	0.5 U	0.5 U	0.5 U	--	--	--	--	--	--	--
	December-11	--	--	0.5	--	--	--	--	--	--	--	--	--	--	--	--	--	--	--	--	--	--	--	--	--	--	--	--	--	--	--	--	--	--	--	--
	February-12	--	--	0.5	--	--	--	--	--	--	--	--	--	--	--	--	--	--	--	--	--	--	--	--	--	--	--	--	--	--	--	--	ND	ND	--	--
	August-12	--	--	0.5	--	--	--	--	--	--	--	ND	ND	ND	ND	--	--	--	--	ND	ND	ND	ND	ND	ND	ND	ND	ND	ND	--	--	--	--	--	--	--
	August-13	8260B	0.80	1.0	--	--	--	--	--	--	--	ND	ND	ND	ND	--	--	--	--	ND	ND	ND	ND	ND	ND	ND	ND	ND	ND	--	--	--	ND	ND	--	--
	August-14	EPA 8260B	0.80	1.0	--	--	--	--	--	--	--	ND	ND	ND	ND	--	--	--	--	ND	ND	ND	ND	ND	ND	ND	ND	ND	ND	--	--	--	ND	ND	ND	--
1,3-Dichlorobenzene	January-10	--	--	0.5	--	--	--	0.5 U	0.5 U	0.5 U	0.5 U	0.5 U	0.5 U	0.5 U	0.5 U	0.5 U	0.5 U	0.5 U	0.5 U	0.5 U	0.5 U	0.5 U	0.5 U	0.5 U	0.5 U	0.5 U	NA	0.5 U	0.5 U	0.5 U	--	0.5 U	--	--	--	--
No MCL	April-10	--	--	0.5	0.5 UL	0.5 U	--	0.5 U	0.5 UL	0.5 U	0.5 U	0.5 U	0.5 U	0.5 U	0.5 U	0.5 U	0.5 U	0.5 U	0.5 U	0.5 U	0.5 U	0.5 U	0.5 U	0.5 U	0.5 U	0.5 U	0.5 U	0.5 U	0.5 U	0.5 U	0.5 U	0.5 U	--	--	--	--
	July-10	--	--	0.5	0.5 U	0.5 U	--	0.5 UL	0.5 UL	0.5 UL	0.5 U	0.5 U	0.5 U	0.5 U	0.5 U	0.5 UL	0.5 U	0.5 U	0.5 UL	0.5 U	0.5 U	0.5 U	0.5 U	0.5 UL	0.5 UL	0.5 UL	0.5 U	0.5 U	0.5 UL	0.5 U	0.5 UL	0.5 U	--	--	--	--
	November-10	--	--	0.5	0.5 U	0.5 U	--	0.5 U	0.5 U	0.5 U	0.5 U	0.5 U	0.5 U	0.5 U	0.5 U	0.5 U	0.5 U	0.5 U	0.5 U	0.5 U	0.5 U	0.5 U	0.5 U	0.5 U	0.5 U	0.5 U	0.5 U	0.5 U	0.5 U	0.5 U	0.5 U	0.5 U	--	--	--	--
	February-11	--	--	0.5	--	--	--	--	--	--	--	--	--	--	--	--	--	--	--	--	--	--	--	--	--	--	--	--	--	--	--	--	--	--	--	--
	May-11	--	--	0.5	--	--	--	--	--	--	--	--	--	--	--	--	--	--	--	--	--	--	--	--	--	--	--	--	--	--	--	--	--	--	--	--
	September-11	--	--	0.5	--	--	--	--	--	--	--	0.5 U	0.5 U	0.5 U	0.5 U	--	--	--	--	0.5 U	0.5 U	0.5 U	0.5 U	0.5 UL	0.5 U	0.5 U	0.5 U	0.5 U	0.5 U	--	--	--	--	--	--	--
	December-11	--	--	0.5	--	--	--	--	--	--	--	--	--	--	--	--	--	--	--	--	--	--	--	--	--	--	--	--	--	--	--	--	--	--	--	--
	February-12	--	--	0.5	--	--	--	--	--	--	--	--	--	--	--	--	--	--	--	--	--	--	--	--	--	--	--	--	--	--	--	--	ND	ND	--	--
	August-12	--	--	0.5	--	--	--	--	--	--	--	ND	ND	ND	ND	--	--	--	--	ND	ND	ND	ND	ND	ND	ND	ND	ND	ND	--	--	--	--	--	--	--
	August-13	8260B	0.77	1.0	--	--	--	--	--	--	--	ND	ND	ND	ND	--	--	--	--	ND	ND	ND	ND	ND	ND	ND	ND	ND	ND	--	--	--	ND	ND	--	--
	August-14	EPA 8260B	0.77	1.0	--	--	--	--	--	--	--	ND	ND	ND	ND	--	--	--	--	ND	ND	ND	ND	ND	ND	ND	ND	ND	ND	--	--	--	ND	ND	ND	--
1,4-Dichlorobenzene	January-10	--	--	0.5	--	--	--	0.5 U	0.5 U	0.5 U	0.5 U	0.5 U	0.5 U	0.5 U	0.5 U	0.5 U	0.5 U	0.5 U	0.5 U	0.5 U	0.5 U	0.5 U	0.5 U	0.5 U	0.5 U	0.5 U	NA	0.5 U	0.5 U	0.5 U	--	0.5 U	--	--	--	--
MCL = 75	April-10	--	--	0.5	0.5 UL	0.5 U	--	0.5 U	0.5 UL	0.5 U	0.5 U	0.5 U	0.5 U	0.5 U	0.5 U	0.5 U	0.5 U	0.5 U	0.5 U	0.5 U	0.5 U	0.5 U	0.5 U	0.5 U	0.5 U	0.5 U	0.5 U	0.5 U	0.5 U	0.5 U	0.5 U	0.5 U	--	--	--	--
	July-10	--	--	0.5	0.5 U	0.5 U	--	0.5 UL	0.5 UL	0.5 U	0.5 U	0.5 U	0.5 U	0.5 U	0.5 U	0.5 UL	0.5 U	0.5 U	0.5 UL	0.5 U	0.5 U	0.5 U	0.5 U	0.5 UL	0.5 UL	0.5 UL	0.5 U	0.5 U	0.5 UL	0.5 U	0.5 UL	0.5 U	--	--	--	--
	November-10	--	--	0.5	0.5 U	0.5 U	--	0.5 U	0.5 U	0.5 U	0.5 U	0.5 U	0.5 U	0.5 U	0.5 U	0.5 U	0.5 U	0.5 U	0.5 U	0.5 U	0.5 U	0.5 U	0.5 U	0.5 U	0.5 U	0.13 J	0.32 J	0.5 U	0.075 J	0.5 U	0.5 U	0.5 U	--	--	--	--
	February-11	--	--	0.5	--	--	--	--	--	--	--	--	--	--	--	--	--	--	--	--	--	--	--	--	--	--	--	--	--	--	--	--	--	--	--	--
	May-11	--	--	0.5	--	--	--	--	--	--	--	--	--	--	--	--	--	--	--	--	--	--	--	--	--	--	--	--	--	--	--	--	--	--	--	--
	September-11	--	--	0.5	--	--	--	--	--	--	--	0.5 U	0.5 U	0.5 U	0.5 U	--	--	--	--	0.5 U	0.5 U	0.5 U	0.5 U	0.5 UL	0.5 U	0.5 U	0.29 J	0.5 U	0.5 U	--	--	--	--	--	--	--
	December-11	--	--	0.5	--	--	--	--	--	--	--	--	--	--	--	--	--	--	--	--	--	--	--	--	--	--	--	--	--	--	--	--	--	--	--	--
	February-12	--	--	0.5	--	--	--	--	--	--	--	--	--	--	--	--	--	--	--	--	--	--	--	--	--	--	--	--	--	--	--	--	ND	ND	--	--
	August-12	--	--	0.5	--	--	--	--	--	--	--	ND	ND	ND	ND	--	--	--	--	ND	ND	ND	ND	ND	ND	ND	ND	ND	ND	--	--	--	--	--	--	--
	August-13	8260B	0.76	1.0	--	--	--	--	--	--	--	ND	ND	ND	ND	--	--	--	--	ND	ND	ND	ND	ND	ND	ND	ND	ND	ND	--	--	--	ND	ND	--	--
	August-14	EPA 8260B	0.76	1.0	--	--	--	--	--	--	--	ND	ND	ND	ND	--	--	--	--	ND	ND	ND	ND	ND	ND	ND	ND	ND	ND	--	--	--	ND	ND	ND	--
2-Butanone	January-10	--	--	5	--	--	--	5 R	5 R	5 R	5 R	5 R	5 R	5 R	5 R	5 U	5 R	5 R	5 R	5 R	5 R	5 R	5 R	5 R	5 R	5 R	NA	5 R	5 R	5 R	--	5 R	--	--	--	--
No MCL	April-10	--	--	5	5 U	5 U	--	5 U	5 U	5 U	5 U	5 U	5 U	5 U	5 U	5 U	5 U	5 U	5 U	5 U	5 U	5 U	5 U	5 U	5 U	5 U	5 U	5 U	5 U	5 U	5 U	5 U	--	--	--	--
	July-10	--	--	5	5 U	5 U	--	5 UL	5 U	5 U	5 U	5 U	5 U	5 U	5 U	5 UL	5 U	5 U	5 UL	5 U	5 U	5 U	5 U	5 UL	5 UL	5 UL	5 U	5 U	5 UL	5 U	5 UL	5 U	--	--	--	--
	November-10	--	--	5	5 R	5 R	--	5 R	5 R	5 R	5 R	5 R	5 R	5 R	5 R	5 R	5 R	5 R	5 R	5 R	5 R	5 R	5 R	5 R	5 R	5 R	5 R	5 R	5 R	5 R	5 R	5 R	--	--	--	--
	February-11	--	--	5	--	--	--	--	--	--	--	--	--	--	--	--	--	--	--	--	--	--	--	--	--	--	--	--	--	--	--	--	--	--	--	--
	May-11	--	--	5	--	--	--	--	--	--	--	--	--	--	--	--	--	--	--	--	--	--	--	--	--	--	--	--	--	--	--	--	--	--	--	--
	September-11	--	--	5	--	--	--	--	--	--	--	5 U	5 U	5 U	5 U	--	--	--	--	5 U	5 U	5 U	5 U	5 U	5 U	5 U	5 U	5 U	5 U	--	--	--	--	--	--	--
	December-11	--	--	5	--	--	--	--	--	--	--	--	--	--	--	--	--	--	--	--	--	--	--	--	--	--	--	--	--	--	--	--	--	--	--	--
	February-12	--	--	5	--	--	--	--	--	--	--	--	--	--	--	--	--	--	--	--	--	--	--	--	--	--	--	--	--	--	--	--	ND	ND	--	--
	August-12	--	--	5	--	--	--	--	--	--	--	ND	ND	ND	ND	--	--	--	--	ND	ND	ND	ND	ND	ND	ND	ND	ND	ND	--	--	--	--	--	--	--
	August-13	8260B	4.5	5	--	--	--	--	--	--	--	ND	ND	ND	ND	--	--	--	--	ND	ND	ND	ND	ND	ND	ND	ND	ND	ND	--	--	--	ND	ND	--	--
	August-14	EPA 8260B	4.5	5	--	--	--	--	--	--	--	ND	ND	ND	ND	--	--	--	--	ND	ND	ND	ND	ND	ND	ND	ND	ND	ND	--	--	--	ND	ND	ND	--
2-Hexanone	January-10	--	--	5	--	--	--	5 U	5 U	5 U	5 U	5 U	5 U	5 U	5 U	5 U	5 U	5 U	5 U	5 U	5 U	5 U	5 U	5 U	5 U	5 U	NA	5 U	5 U	5 U	--	5 U	--	--	--	--
No MCL	April-10	--	--	5	5 U	5 U	--	5 U	5 U	5 U	5 U	5 U	5 U	5 U	5 U	5 U	5 U	5 U	5 U	5 U	5 U	5 U	5 U	5 U	5 U	5 U	5 U	5 U	5 U	5 U	5 U	5 U	--	--	--	--
	July-10	--	--	5	5 U	5 U	--	5 UL	5 U	5 U	5 U	5 U	5 U	5 U	5 U	5 UL	5 U	5 U	5 UL	5 U	5 U	5 U	5 U	5 UL	5 UL	5 UL	5 U	5 U	5 UL	5 U	5 UL	5 U	--	--	--	--
	November-10	--	--	5	5 U	5 U	--	5 U	5 U	5 U	5 U	5 U	5 U	5 U	5 U	5 U	5 U	5 U	5 U	5 U	5 U	5 U	5 U	5 U	5 U	5 U	5 U	5 U	5 U	5 U	5 U	5 U	--	--	--	--
	February-11	--	--	5	--	--	--	--	--	--	--	--	--	--	--	--	--	--	--	--	--	--	--	--	--	--	--	--	--	--	--	--	--	--	--	--
	May-11	--	--	5	--	--	--	--	--	--	--	--	--	--	--	--	--	--	--	--	--	--	--	--	--	--	--	--	--	--	--	--	--	--	--	--
	September-11	--	--	5	--	--	--	--	--	--	--	5 U	5 U	5 U	5 U	--	--	--	--	5 U	5 U	5 U	5 U	5 U	5 U	5 U	5 U	5 U	5 U	--	--	--	--	--	--	--
	December-11	--	--	5	--	--	--	--	--	--	--	--	--	--	--	--	--	--	--	--	--	--	--	--	--	--	--	--	--	--	--	--	--	--	--	--
	February-12	--	--	5	--	--	--	--	--	--	--	--	--	--	--	--	--	--	--	--	--	--	--	--	--	--	--	--	--	--	--	--	ND	ND	--	--
	August-12	--	--	5	--	--	--	--	--	--	--	ND	ND	ND	ND	--	--	--	--	ND	ND	ND	ND	ND	ND	ND	ND	ND	ND	--	--	--	--	--	--	--
	August-13	8260B	1.4	5	--	--	--	--	--	--	--	ND	ND	ND	ND	--	--	--	--	ND	ND	ND	ND	ND	ND	ND	ND	ND	ND	--	--	--	ND	ND	--	--
	August-14	EPA 8260B	1.4	5	--	--	--	--	--	--	--	ND	ND	ND	ND	--	--	--	--	ND	ND	ND	ND	ND	ND	ND	ND	ND	ND	--	--	--	ND	ND	ND	--
4-Methyl-2-pentanone	January-10	--	--	5	--	--	--	5 U	5 U	5 U	5 U	5 U	5 U	5 U	5 U	5 U	5 U	5 U	5 U	5 U	5 U	5 U	5 U	5 U	5 U	5 U	NA	5 U	5 U	5 U	--	5 U	--	--	--	--
No MCL	April-10	--	--	5	5 U	5 U	--	5 U	5 U	5 U	5 U	5 U	5 U	5 U	5 U	5 U	5 U	5 U	5 U	5 U	5 U	5 U	5 U	5 U	5 U	5 U	5 U	5 U	5 U	5 U	5 U	5 U	--	--	--	--
	July-10	--	--	5	5 U	5 U	--	5 UL	5 U	5 U	5 U	5 U	5 U	5 U	5 U	5 UL	5 U	5 U	5 UL	5 U	5 U	5 U	5 U	5 UL	5 UL	5 UL	5 U	5 U	5 UL	5 U	5 UL	5 U	--	--	--	--
	November-10	--	--	5	5 U	5 U	--	5 U	5 U	5 U	5 U	5 U	5 U	5 U	5 U	5 U	5 U	5 U	5 U	5 U	5 U	5 U	5 R	5 U	5 U	5 U	5 U	5 U	5 U	5 U	5 U	5 U	--	--	--	--
	February-11	--	--	5	--	--	--	--	--	--	--	--	--	--	--	--	--	--	--	--	--	--	--	--	--	--	--	--	--	--	--	--	--	--	--	--
	May-11	--	--	5	--	--	--	--	--	--	--	--	--	--	--	--	--	--	--	--	--	--	--	--	--	--	--	--	--	--	--	--	--	--	--	--
	September-11	--	--	5	--	--	--	--	--	--	--	5 U	5 U	5 U	5 U	--	--	--	--	5 U	5 U	5 U	5 U	5 U	5 U	5 U	5 U	5 U	5 U	--	--	--	--	--	--	--
	December-11	--	--	5	--	--	--	--	--	--	--	--	--	--	--	--	--	--	--	--	--	--	--	--	--	--	--	--	--	--	--	--	--	--	--	--
	February-12	--	--	5	--	--	--	--	--	--	--	--	--	--	--	--	--	--	--	--	--	--	--	--	--	--	--	--	--	--	--	--	ND	ND	--	--
	August-12	--	--	5	--	--	--	--	--	--	--	ND	ND	ND	ND	--	--	--	--	ND	ND	ND	ND	ND	ND	ND	ND	ND	ND	--	--	--	--	--	--	--
	August-13	8260B	0.79	5	--	--	--	--	--	--	--	ND	ND	ND	ND	--	--	--	--	ND	ND	ND	ND	ND	ND	ND	ND	ND	ND	--	--	--	ND	ND	--	--
	August-14	EPA 8260B	0.79	5	--	--	--	--	--	--	--	ND	ND	0.96 J	ND	--	--	--	--	ND	0.96 J	ND	ND	ND	ND	ND	ND	ND	ND	--	--	--	ND	ND	ND	--
Acetone	January-10	--	--	5	--	--	--	5 R	5 R	5 R	5 R	5 R	5 R	5 R	5 R	5 R	5 R	5 R	5 R	5 R	5 R	5 R	5 R	5 R	5 R	5 R	NA	5 R	5 R	5 R	--	5 R	--	--	--	--
No MCL	April-10	--	--	5	5 U	5 U	--	5 U	5 U	5 U	5 U	5 U	5 U	5 U	5 U	5 U	5 U	5 U	5 U	5 U	3 J	5 U	5 U	5 U	5 U	5.7	5 U	2.9 J	5 U	5 U	5 U	5 U	--	--	--	--
	July-10	--	--	5	5 R	5 R	--	5 R	5 R	5 R	5 R	5 R	5 R	5 R	5 R	5 R	5 R	5 R	5 R	5 R	5 R	5 R	5 R	5 R	5 R	5 R	5 R	5 R	5 R	5 R	5 R	5 R	--	--	--	--
	November-10	--	--	5	5 R	5 R	--	5 R	5 R	2.4 B	2.4 B	5 R	5 R	5 R	5 R	5 R	5 R	5 R	5 R	5 R	5 R	5 R	5 R	5 R	4.3 J	5 R	5 R	5 R	5 R	5 R	5 R	5 R	--	--	--	--
	February-11	--	--	5	--	--	--	--	--	--	--	--	--	--	--	--	--	--	--	--	--	--	--	--	--	--	--	--	--	--	--	--	--	--	--	--
	May-11	--	--	5	--	--	--	--	--	--	--	--	--	--	--	--	--	--	--	--	--	--	--	--	--	--	--	--	--	--	--	--	--	--	--	--
	September-11	--	--	5	--	--	--	--	--	--	--	5 U	5 U	5 U	5 U	--	--	--	--	5 U	5 U	5 U	5 U	5 U	5 U	5 U	5 U	5 U	5 U	--	--	--	--	--	--	--
	December-11	--	--	5	--	--	--	--	--	--	--	--	--	--	--	--	--	--	--	--	--	--	--	--	--	--	--	--	--	--	--	--	--	--	--	--
	February-12	--	--	5	--	--	--	--	--	--	--	--	--	--	--	--	--	--	--	--	--	--	--	--	--	--	--	--	--	--	--	--	ND	ND	--	--
	August-12	--	--	5	--	--	--	--	--	--	--	ND	ND	ND	ND	--	--	--	--	ND	ND	ND	ND	ND	ND	ND	ND	ND	ND	--	--	--	--	--	--	--
	August-13	8260B	1.8	5	--	--	--	--	--	--	--	27	12	17	24	--	--	--	--	ND	ND	ND	ND	ND	ND	ND	ND	ND	ND	--	--	--	ND	ND	--	--
	August-14	EPA 8260B	1.8	5	--	--	--	--	--	--	--	ND	5.3	5.5	4.9 J	--	--	--	--	7.6	7.3	2.4 J	4.1 J	5.3	6.6	4.1 J	5.4	ND	ND	--	--	--	4.7 J	ND	9.7	--
Benzene	January-10	--	--	0.5	--	--	--	0.5 U	0.5 U	0.5 U	0.5 U	0.5 U	0.5 U	0.5 U	0.5 U	0.5 U	0.5 U	0.5 U	0.5 U	0.5 U	0.5 U	0.5 U	0.5 U	0.5 U	0.5 U	0.5 U	NA	0.5 U	0.5 U	0.5 U	--	0.5 U	--	--	--	--
MCL = 5	April-10	--	--	0.5	0.5 U	0.5 U	--	0.5 U	0.5 U	0.5 U	0.5 U	0.5 U	0.5 U	0.5 U	0.5 U	0.5 U	0.5 U	0.5 U	0.5 U	0.5 U	0.5 U	0.5 U	0.5 U	0.5 U	0.5 U	0.5 U	0.5 U	0.5 U	0.5 U	0.5 U	0.5 U	0.5 U	--	--	--	--
	July-10	--	--	0.5	0.5 U	0.5 U	--	0.5 UL	0.5 U	0.5 U	0.5 U	0.5 U	0.5 U	0.5 U	0.5 U	0.5 UL	0.5 U	0.5 U	0.5 UL	0.5 U	0.5 U	0.5 U	0.5 U	0.5 UL	0.5 UL	0.5 UL	0.5 U	0.5 U	0.5 UL	0.5 U	0.5 UL	0.5 U	--	--	--	--
	November-10	--	--	0.5	0.5 U	0.5 U	--	0.5 U	0.5 U	0.5 U	0.5 U	0.5 U	0.5 U	0.5 U	0.5 U	0.5 U	0.5 U	0.5 U	0.5 U	0.5 U	0.5 U	0.5 U	0.5 U	0.5 U	0.5 U	0.5 U	0.18 J	0.5 U	0.5 U	0.5 U	0.5 U	0.5 U	--	--	--	--
	February-11	--	--	0.5	--	--	--	--	--	--	--	--	--	--	--	--	--	--	--	--	--	--	--	--	--	--	--	--	--	--	--	--	--	--	--	--
	May-11	--	--	0.5	--	--	--	--	--	--	--	--	--	--	--	--	--	--	--	--	--	--	--	--	--	--	--	--	--	--	--	--	--	--	--	--
	September-11	--	--	0.5	--	--	--	--	--	--	--	0.5 U	0.5 U	0.5 U	0.5 U	--	--	--	--	0.5 U	0.5 U	0.5 U	0.5 U	0.5 U	0.5 U	0.5 U	0.5 U	0.5 U	0.5 U	--	--	--	--	--	--	--
	December-11	--	--	0.5	--	--	--	--	--	--	--	--	--	--	--	--	--	--	--	--	--	--	--	--	--	--	--	--	--	--	--	--	--	--	--	--
	February-12	--	--	0.5	--	--	--	--	--	--	--	--	--	--	--	--	--	--	--	--	--	--	--	--	--	--	--	--	--	--	--	--	ND	ND	--	--
	August-12	--	--	0.5	--	--	--	--	--	--	--	ND	ND	ND	ND	--	--	--	--	ND	ND	ND	ND	ND	ND	ND	ND	ND	ND	--	--	--	--	--	--	--
	August-13	8260B	0.71	1.0	--	--	--	--	--	--	--	ND	ND	ND	ND	--	--	--	--	ND	ND	ND	ND	ND	ND	ND	ND	ND	ND	--	--	--	ND	ND	--	--
	August-14	EPA 8260B	0.71	1.0	--	--	--	--	--	--	--	ND	ND	ND	ND	--	--	--	--	ND	ND	ND	ND	ND	ND	ND	ND	ND	ND	--	--	--	ND	ND	ND	--

TABLE 12

SUMMARY OF DETECTED ORGANIC COUMPOUNDS
GROUNDWATER SAMPLING LOCATIONS
KIM STAN LANDFILL

Analyte	Sample Collection Date	EPA Method	DL	QL	LF-10	LF-11D	LF-11S	LF-12D	LF-12S	LF-13	LF-14	LF-15D	LF-15S	LF-16D	LF-16S	MW-01D	MW-01S	MW-02D	MW-02S	MW-03D	MW-03S	MW-04D	MW-04S	MW-05D	MW-05S	MW-06D	MW-06S	MW-07D	MW-07S	MW-08D	MW-10D	MW-10S	PZ-01	PZ-02	Trip Blank	Method Blank
Bromochloromethane	January-10	--	--	0.5	--	--	--	0.5 U	0.5 U	0.5 U	0.5 U	0.5 U	0.5 U	0.5 U	0.5 U	0.5 U	0.5 U	0.5 U	0.5 U	0.5 U	0.5 U	0.5 U	0.5 U	0.5 U	0.5 U	0.5 U	NA	0.5 U	0.5 U	0.5 U	--	0.5 U	--	--	--	--
No MCL	April-10	--	--	0.5	0.5 U	0.5 U	--	0.5 U	0.5 U	0.5 U	0.5 U	0.5 U	0.5 U	0.5 U	0.5 U	0.5 U	0.5 U	0.5 U	0.5 U	0.5 U	0.5 U	0.5 U	0.5 U	0.5 U	0.5 U	0.5 U	0.5 U	0.5 U	0.5 U	0.5 U	0.5 U	0.5 U	--	--	--	--
	July-10	--	--	0.5	0.5 U	0.5 U	--	0.5 UL	0.5 U	0.5 U	0.5 U	0.5 U	0.5 U	0.5 U	0.5 U	0.5 UL	0.5 U	0.5 U	0.5 UL	0.5 U	0.5 U	0.5 U	0.5 U	0.5 UL	0.5 UL	0.5 UL	0.5 U	0.5 U	0.5 UL	0.5 U	0.5 UL	0.5 U	--	--	--	--
	November-10	--	--	0.5	0.5 U	0.5 U	--	0.5 U	0.5 U	0.5 U	0.5 U	0.5 U	0.5 U	0.5 U	0.5 U	0.5 U	0.5 U	0.5 U	0.5 U	0.5 U	0.5 U	0.5 U	0.5 U	0.5 U	0.5 U	0.5 U	0.5 U	0.5 U	0.5 U	0.5 U	0.5 U	0.5 U	--	--	--	--
	February-11	--	--	0.5	--	--	--	--	--	--	--	--	--	--	--	--	--	--	--	--	--	--	--	--	--	--	--	--	--	--	--	--	--	--	--	--
	May-11	--	--	0.5	--	--	--	--	--	--	--	--	--	--	--	--	--	--	--	--	--	--	--	--	--	--	--	--	--	--	--	--	--	--	--	--
	September-11	--	--	0.5	--	--	--	--	--	--	--	0.5 U	0.5 U	0.5 U	0.5 U	--	--	--	--	0.5 U	0.5 U	0.5 U	0.5 U	0.5 U	0.5 U	0.5 U	0.5 U	0.5 U	0.5 U	--	--	--	--	--	--	--
	December-11	--	--	0.5	--	--	--	--	--	--	--	--	--	--	--	--	--	--	--	--	--	--	--	--	--	--	--	--	--	--	--	--	--	--	--	--
	February-12	--	--	0.5	--	--	--	--	--	--	--	--	--	--	--	--	--	--	--	--	--	--	--	--	--	--	--	--	--	--	--	--	ND	ND	--	--
	August-12	--	--	0.5	--	--	--	--	--	--	--	ND	ND	ND	ND	--	--	--	--	ND	ND	ND	ND	ND	ND	ND	ND	ND	ND	--	--	--	--	--	--	--
	August-13	8260B	0.94	1.0	--	--	--	--	--	--	--	ND	ND	ND	ND	--	--	--	--	ND	ND	ND	ND	ND	ND	ND	ND	ND	ND	--	--	--	ND	ND	--	--
	August-14	EPA 8260B	0.94	1.0	--	--	--	--	--	--	--	ND	ND	ND	ND	--	--	--	--	ND	ND	ND	ND	ND	ND	ND	ND	ND	ND	--	--	--	ND	ND	ND	--
Bromodichloromethane	January-10	--	--	0.5	--	--	--	0.5 U	0.5 U	0.5 U	0.5 U	0.5 U	0.5 U	0.5 U	0.5 U	0.5 U	0.5 U	0.5 U	0.5 U	0.5 U	0.5 U	0.5 U	0.5 U	0.5 U	0.5 U	0.5 U	NA	0.5 U	0.5 U	0.5 U	--	0.5 U	--	--	--	--
No MCL	April-10	--	--	0.5	0.5 U	0.5 U	--	0.5 U	0.5 U	0.5 U	0.5 U	0.5 U	0.5 U	0.5 U	0.5 U	0.5 U	0.5 U	0.5 U	0.5 U	0.5 U	0.5 U	0.5 U	0.5 U	0.5 U	0.5 U	0.5 U	0.5 U	0.5 U	0.5 U	0.5 U	0.5 U	0.5 U	--	--	--	--
	July-10	--	--	0.5	0.5 U	0.5 U	--	0.5 UL	0.5 U	0.5 U	0.5 U	0.5 U	0.5 U	0.5 U	0.5 U	0.5 UL	0.5 U	0.5 U	0.5 UL	0.5 U	0.5 U	0.5 U	0.5 U	0.5 UL	0.5 UL	0.5 UL	0.5 U	0.5 U	0.5 UL	0.5 U	0.5 UL	0.5 U	--	--	--	--
	November-10	--	--	0.5	0.5 U	0.5 U	--	0.5 U	0.5 U	0.5 U	0.5 U	0.5 U	0.5 U	0.5 U	0.5 U	0.5 U	0.5 U	0.5 U	0.5 U	0.5 U	0.5 U	0.5 U	0.5 U	0.5 U	0.5 U	0.5 U	0.5 U	0.5 U	0.5 U	0.5 U	0.5 U	0.5 U	--	--	--	--
	February-11	--	--	0.5	--	--	--	--	--	--	--	--	--	--	--	--	--	--	--	--	--	--	--	--	--	--	--	--	--	--	--	--	--	--	--	--
	May-11	--	--	0.5	--	--	--	--	--	--	--	--	--	--	--	--	--	--	--	--	--	--	--	--	--	--	--	--	--	--	--	--	--	--	--	--
	September-11	--	--	0.5	--	--	--	--	--	--	--	0.5 U	0.5 U	0.5 U	0.5 U	--	--	--	--	0.5 U	0.5 U	0.5 U	0.5 U	0.5 U	0.5 U	0.5 U	0.5 U	0.5 U	0.5 U	--	--	--	--	--	--	--
	December-11	--	--	0.5	--	--	--	--	--	--	--	--	--	--	--	--	--	--	--	--	--	--	--	--	--	--	--	--	--	--	--	--	--	--	--	--
	February-12	--	--	0.5	--	--	--	--	--	--	--	--	--	--	--	--	--	--	--	--	--	--	--	--	--	--	--	--	--	--	--	--	ND	ND	--	--
	August-12	--	--	0.5	--	--	--	--	--	--	--	ND	ND	ND	ND	--	--	--	--	ND	ND	ND	ND	ND	ND	ND	ND	ND	ND	--	--	--	--	--	--	--
	August-13	8260B	0.52	1.0	--	--	--	--	--	--	--	ND	ND	ND	ND	--	--	--	--	ND	ND	ND	ND	ND	ND	ND	ND	ND	ND	--	--	--	ND	ND	--	--
	August-14	EPA 8260B	0.52	1.0	--	--	--	--	--	--	--	ND	ND	ND	ND	--	--	--	--	ND	ND	ND	ND	ND	ND	ND	ND	ND	ND	--	--	--	ND	ND	ND	--
Bromoform	January-10	--	--	0.5	--	--	--	0.5 U	0.5 U	0.5 U	0.5 U	0.5 U	0.5 U	0.5 U	0.5 U	0.5 U	0.5 U	0.5 U	0.5 U	0.5 U	0.5 U	0.5 U	0.5 U	0.5 U	0.5 U	0.5 U	NA	0.5 U	0.5 U	0.5 U	--	0.5 U	--	--	--	--
No MCL	April-10	--	--	0.5	0.5 U	0.5 U	--	0.5 U	0.5 U	0.5 U	0.5 U	0.5 U	0.5 U	0.5 U	0.5 U	0.5 U	0.5 U	0.5 U	0.5 U	0.5 U	0.5 U	0.5 U	0.5 U	0.5 U	0.5 U	0.5 U	0.5 U	0.5 U	0.5 U	0.5 U	0.5 U	0.5 U	--	--	--	--
	July-10	--	--	0.5	0.5 U	0.5 U	--	0.5 UL	0.5 U	0.5 U	0.5 U	0.5 U	0.5 U	0.5 U	0.5 U	0.5 UL	0.5 U	0.5 U	0.5 UL	0.5 U	0.5 U	0.5 U	0.5 U	0.5 UL	0.5 UL	0.5 UL	0.5 U	0.5 U	0.5 UL	0.5 U	0.5 UL	0.5 U	--	--	--	--
	November-10	--	--	0.5	0.5 U	0.5 U	--	0.5 U	0.5 U	0.5 U	0.5 U	0.5 U	0.5 U	0.5 U	0.5 U	0.5 U	0.5 U	0.5 U	0.5 U	0.5 U	0.5 U	0.5 U	0.5 U	0.5 U	0.5 U	0.5 U	0.5 U	0.5 U	0.5 U	0.5 U	0.5 U	0.5 U	--	--	--	--
	February-11	--	--	0.5	--	--	--	--	--	--	--	--	--	--	--	--	--	--	--	--	--	--	--	--	--	--	--	--	--	--	--	--	--	--	--	--
	May-11	--	--	0.5	--	--	--	--	--	--	--	--	--	--	--	--	--	--	--	--	--	--	--	--	--	--	--	--	--	--	--	--	--	--	--	--
	September-11	--	--	0.5	--	--	--	--	--	--	--	0.5 U	0.5 U	0.5 U	0.5 U	--	--	--	--	0.5 U	0.5 U	0.5 U	0.5 U	0.5 U	0.5 U	0.5 U	0.5 U	0.5 U	0.5 U	--	--	--	--	--	--	--
	December-11	--	--	0.5	--	--	--	--	--	--	--	--	--	--	--	--	--	--	--	--	--	--	--	--	--	--	--	--	--	--	--	--	--	--	--	--
	February-12	--	--	0.5	--	--	--	--	--	--	--	--	--	--	--	--	--	--	--	--	--	--	--	--	--	--	--	--	--	--	--	--	ND	ND	--	--
	August-12	--	--	0.5	--	--	--	--	--	--	--	ND	ND	ND	ND	--	--	--	--	ND	ND	ND	ND	ND	ND	ND	ND	ND	ND	--	--	--	--	--	--	--
	August-13	8260B	0.75	1.0	--	--	--	--	--	--	--	ND	ND	ND	ND	--	--	--	--	ND	ND	ND	ND	ND	ND	ND	ND	ND	ND	--	--	--	ND	ND	--	--
	August-14	EPA 8260B	0.75	1.0	--	--	--	--	--	--	--	ND	ND	ND	ND	--	--	--	--	ND	ND	ND	ND	ND	ND	ND	ND	ND	ND	--	--	--	ND	ND	ND	--
Bromomethane	January-10	--	--	0.5	--	--	--	0.5 U	0.5 U	0.5 U	0.5 U	0.5 U	0.5 U	0.5 U	0.5 U	0.5 U	0.5 U	0.5 U	0.5 U	0.5 U	0.5 U	0.5 U	0.5 U	0.5 U	0.5 U	0.5 U	NA	0.5 U	0.5 U	0.5 U	--	0.5 U	--	--	--	--
No MCL	April-10	--	--	0.5	0.5 U	0.5 U	--	0.5 U	0.5 U	0.5 U	0.5 U	0.5 U	0.5 U	0.5 U	0.5 U	0.5 U	0.5 U	0.5 U	0.5 U	0.5 U	0.5 U	0.5 U	0.5 U	0.5 U	0.5 U	0.42 B	0.5 U	0.5 U	0.5 U	0.5 U	0.5 U	0.5 U	--	--	--	--
	July-10	--	--	0.5	0.5 U	0.5 U	--	0.5 UL	0.5 U	0.5 U	0.5 U	0.5 U	0.5 U	0.5 U	0.5 U	0.5 UL	0.5 U	0.5 U	0.5 UL	0.5 U	0.5 U	0.5 U	0.5 U	0.5 UL	0.5 UL	0.5 UL	0.5 U	0.5 U	0.5 UL	0.5 U	0.5 UL	0.5 U	--	--	--	--
	November-10	--	--	0.5	0.5 U	0.5 U	--	0.5 U	0.5 U	0.5 U	0.5 U	0.5 U	0.5 U	0.5 U	0.5 U	0.5 U	0.5 U	0.5 U	0.5 U	0.5 U	0.5 U	0.5 U	0.5 U	0.5 U	0.5 U	0.5 U	0.5 U	0.5 U	0.5 U	0.5 U	0.5 U	0.5 U	--	--	--	--
	February-11	--	--	0.5	--	--	--	--	--	--	--	--	--	--	--	--	--	--	--	--	--	--	--	--	--	--	--	--	--	--	--	--	--	--	--	--
	May-11	--	--	0.5	--	--	--	--	--	--	--	--	--	--	--	--	--	--	--	--	--	--	--	--	--	--	--	--	--	--	--	--	--	--	--	--
	September-11	--	--	0.5	--	--	--	--	--	--	--	0.5 U	0.5 U	0.5 U	0.5 U	--	--	--	--	0.5 UL	0.5 U	0.5 U	0.5 U	0.5 UL	0.5 U	0.5 U	0.5 U	0.5 U	0.5 U	--	--	--	--	--	--	--
	December-11	--	--	0.5	--	--	--	--	--	--	--	--	--	--	--	--	--	--	--	--	--	--	--	--	--	--	--	--	--	--	--	--	--	--	--	--
	February-12	--	--	0.5	--	--	--	--	--	--	--	--	--	--	--	--	--	--	--	--	--	--	--	--	--	--	--	--	--	--	--	--	ND	ND	--	--
	August-12	--	--	0.5	--	--	--	--	--	--	--	ND	ND	ND	ND	--	--	--	--	ND	ND	ND	ND	ND	ND	ND	ND	ND	ND	--	--	--	--	--	--	--
	August-13	8260B	0.95	1.0	--	--	--	--	--	--	--	ND	ND	ND	ND	--	--	--	--	ND	ND	ND	ND	ND	ND	ND	ND	ND	ND	--	--	--	ND	ND	--	--
	August-14	EPA 8260B	0.95	1.0	--	--	--	--	--	--	--	ND	ND	ND	ND	--	--	--	--	ND	ND	ND	ND	ND	ND	ND	ND	ND	ND	--	--	--	ND	ND	ND	--
Carbon Disulfide	January-10	--	--	0.5	--	--	--	0.38 B	0.16 B	0.23 B	0.16 B	0.16 B	0.16 B	0.19 B	0.19 B	0.18 B	0.16 B	0.17 B	0.19 B	0.17 B	0.17 B	0.16 B	0.16 B	0.21 B	0.24 B	0.26 B	NA	0.19 B	0.16 B	0.19 B	--	0.17 B	--	--	--	--
No MCL	April-10	--	--	0.5	0.5 U	0.5 U	--	0.5 U	0.5 U	0.5 U	0.5 U	0.5 U	0.5 U	0.5 U	0.5 U	0.5 U	0.5 U	0.5 U	0.5 U	0.5 U	0.5 U	0.5 U	0.5 U	0.5 U	0.5 U	0.5 U	0.5 U	0.5 U	0.5 U	0.5 U	0.5 U	0.5 U	--	--	--	--
	July-10	--	--	0.5	0.5 U	0.5 U	--	0.5 UL	0.5 U	0.5 U	0.5 U	0.5 U	0.5 U	0.5 U	0.5 U	0.5 UL	0.5 U	0.5 U	0.5 UL	0.5 U	0.5 U	0.5 U	0.5 U	0.5 UL	0.5 UL	0.5 UL	0.5 U	0.5 U	0.5 UL	0.5 U	0.5 UL	0.5 U	--	--	--	--
	November-10	--	--	0.5	0.5 U	0.12 B	--	1.5 J	0.12 B	0.13 B	0.15 B	0.13 J	0.5 U	0.5 U	0.5 U	0.5 U	0.5 U	0.5 U	0.5 U	0.5 U	0.5 U	0.5 U	0.5 U	0.5 U	0.5 U	0.5 U	0.5 U	0.14 J	0.5 U	0.37 J	0.5 U	0.5 U	--	--	--	--
	February-11	--	--	0.5	--	--	--	--	--	--	--	--	--	--	--	--	--	--	--	--	--	--	--	--	--	--	--	--	--	--	--	--	--	--	--	--
	May-11	--	--	0.5	--	--	--	--	--	--	--	--	--	--	--	--	--	--	--	--	--	--	--	--	--	--	--	--	--	--	--	--	--	--	--	--
	September-11	--	--	0.5	--	--	--	--	--	--	--	0.5 U	0.5 U	0.5 U	0.5 U	--	--	--	--	0.5 UL	0.5 U	0.5 U	0.5 U	0.5 UL	0.5 U	0.5 U	0.5 U	0.5 U	0.5 U	--	--	--	--	--	--	--
	December-11	--	--	0.5	--	--	--	--	--	--	--	--	--	--	--	--	--	--	--	--	--	--	--	--	--	--	--	--	--	--	--	--	--	--	--	--
	February-12	--	--	0.5	--	--	--	--	--	--	--	--	--	--	--	--	--	--	--	--	--	--	--	--	--	--	--	--	--	--	--	--	ND	ND	--	--
	August-12	--	--	0.5	--	--	--	--	--	--	--	ND	ND	ND	2.7 J	--	--	--	--	ND	ND	ND	ND	ND	ND	ND	ND	ND	ND	--	--	--	--	--	--	--
	August-13	8260B	2.6	5.0	--	--	--	--	--	--	--	ND	ND	ND	ND	--	--	--	--	ND	ND	ND	ND	ND	ND	ND	ND	ND	ND	--	--	--	ND	ND	--	--
	August-14	EPA 8260B	2.6	5.0	--	--	--	--	--	--	--	ND	ND	ND	ND	--	--	--	--	ND	ND	ND	ND	ND	ND	ND	ND	ND	ND	--	--	--	ND	ND	ND	--
Carbon Tetrachloride	January-10	--	--	0.5	--	--	--	0.5 U	0.5 U	0.5 U	0.5 U	0.5 U	0.5 U	0.5 U	0.5 U	0.5 UL	0.5 U	0.5 U	0.5 U	0.5 U	0.5 U	0.5 U	0.5 U	0.5 U	0.5 U	0.5 U	NA	0.5 U	0.5 U	0.5 U	--	0.5 U	--	--	--	--
MCL = 5	April-10	--	--	0.5	0.5 U	0.5 U	--	0.5 U	0.5 U	0.5 U	0.5 U	0.5 U	0.5 U	0.5 U	0.5 U	0.5 U	0.5 U	0.5 U	0.5 U	0.5 U	0.5 U	0.5 U	0.5 U	0.5 U	0.5 U	0.5 U	0.5 U	0.5 U	0.5 U	0.5 U	0.5 U	0.5 U	--	--	--	--
	July-10	--	--	0.5	0.5 U	0.5 U	--	0.5 UL	0.5 U	0.5 U	0.5 U	0.5 U	0.5 U	0.5 U	0.5 U	0.5 UL	0.5 U	0.5 U	0.5 UL	0.5 U	0.5 U	0.5 U	0.5 U	0.5 UL	0.5 UL	0.5 UL	0.5 U	0.5 U	0.5 UL	0.5 U	0.5 UL	0.5 U	--	--	--	--
	November-10	--	--	0.5	0.5 U	0.5 UL	--	0.5 UL	0.5 UL	0.5 UL	0.5 U	0.5 U	0.5 U	0.5 U	0.5 U	0.5 U	0.5 U	0.5 U	0.5 U	0.5 UL	0.5 U	0.5 U	0.5 UL	0.5 U	0.5 U	0.5 U	0.5 U	0.5 U	0.5 U	0.5 U	0.5 U	0.5 UL	--	--	--	--
	February-11	--	--	0.5	--	--	--	--	--	--	--	--	--	--	--	--	--	--	--	--	--	--	--	--	--	--	--	--	--	--	--	--	--	--	--	--
	May-11	--	--	0.5	--	--	--	--	--	--	--	--	--	--	--	--	--	--	--	--	--	--	--	--	--	--	--	--	--	--	--	--	--	--	--	--
	September-11	--	--	0.5	--	--	--	--	--	--	--	0.5 U	0.5 U	0.5 U	0.5 U	--	--	--	--	0.5 UL	0.5 U	0.5 UL	0.5 U	0.5 U	0.5 U	0.5 U	0.5 U	0.5 U	0.5 U	--	--	--	--	--	--	--
	December-11	--	--	0.5	--	--	--	--	--	--	--	--	--	--	--	--	--	--	--	--	--	--	--	--	--	--	--	--	--	--	--	--	--	--	--	--
	February-12	--	--	0.5	--	--	--	--	--	--	--	--	--	--	--	--	--	--	--	--	--	--	--	--	--	--	--	--	--	--	--	--	ND	ND	--	--
	August-12	--	--	0.5	--	--	--	--	--	--	--	ND	ND	ND	ND	--	--	--	--	ND	ND	ND	ND	ND	ND	ND	ND	ND	ND	--	--	--	--	--	--	--
	August-13	8260B	0.94	1.0	--	--	--	--	--	--	--	ND	ND	ND	ND	--	--	--	--	ND	ND	ND	ND	ND	ND	ND	ND	ND	ND	--	--	--	ND	ND	--	--
	August-14	EPA 8260B	0.94	1.0	--	--	--	--	--	--	--	ND	ND	ND	ND	--	--	--	--	ND	ND	ND	ND	ND	ND	ND	ND	ND	ND	--	--	--	ND	ND	ND	--
Chlorobenzene	January-10	--	--	0.5	--	--	--	0.5 U	0.5 U	0.5 U	0.5 U	0.5 U	0.5 U	0.5 U	0.5 U	0.5 U	0.5 U	0.5 U	0.5 U	0.5 U	0.5 U	0.5 U	0.5 U	0.5 U	0.5 U	0.28 J	NA	0.5 U	0.12 J	0.5 U	--	0.5 U	--	--	--	--
MCL = 100	April-10	--	--	0.5	0.5 UL	0.5 U	--	0.5 U	0.5 UL	0.5 U	0.5 U	0.5 U	0.5 U	0.5 U	0.5 U	0.5 U	0.5 U	0.5 U	0.5 U	0.5 U	0.5 U	0.5 U	0.5 U	0.5 U	0.5 U	0.5 U	0.93 J	0.5 U	0.5 U	0.5 U	0.5 U	0.5 U	--	--	--	--
	July-10	--	--	0.5	0.5 U	0.5 U	--	0.5 UL	0.5 UL	0.27 J	0.5 U	0.5 U	0.5 U	0.5 U	0.5 U	0.5 UL	0.5 U	0.5 U	0.5 UL	0.5 U	0.5 U	0.5 U	0.5 U	0.5 UL	0.5 UL	0.33 J	0.55	0.5 U	0.5 UL	0.5 U	0.5 UL	0.5 U	--	--	--	--
	November-10	--	--	0.5	0.5 U	0.5 U	--	0.5 U	0.5 U	0.5 U	0.5 U	0.5 U	0.5 U	0.5 U	0.5 U	0.5 U	0.5 U	0.5 U	0.5 U	0.5 U	0.5 U	0.5 U	0.5 U	0.5 U	0.5 U	0.61	0.96	0.5 U	0.14 J	0.5 U	0.5 U	0.5 U	--	--	--	--
	February-11	--	--	0.5	--	--	--	--	--	--	--	--	--	--	--	--	--	--	--	--	--	--	--	--	--	--	--	--	--	--	--	--	--	--	--	--
	May-11	--	--	0.5	--	--	--	--	--	--	--	--	--	--	--	--	--	--	--	--	--	--	--	--	--	--	--	--	--	--	--	--	--	--	--	--
	September-11	--	--	0.5	--	--	--	--	--	--	--	0.5 U	0.5 U	0.5 U	0.5 U	--	--	--	--	0.5 U	0.5 U	0.5 U	0.5 U	0.5 UL	0.5 U	0.58	0.77	0.5 U	0.5 U	--	--	--	--	--	--	--
	December-11	--	--	0.5	--	--	--	--	--	--	--	--	--	--	--	--	--	--	--	--	--	--	--	--	--	--	--	--	--	--	--	--	--	--	--	--
	February-12	--	--	0.5	--	--	--	--	--	--	--	--	--	--	--	--	--	--	--	--	--	--	--	--	--	--	--	--	--	--	--	--	ND	ND	--	--
	August-12	--	--	0.5	--	--	--	--	--	--	--	ND	ND	ND	ND	--	--	--	--	ND	ND	ND	ND	ND	ND	ND	0.75 J	ND	ND	--	--	--	--	--	--	--
	August-13	8260B	0.72	1.0	--	--	--	--	--	--	--	ND	ND	ND	ND	--	--	--	--	ND	ND	ND	ND	ND	ND	ND	0.73 J	ND	ND	--	--	--	ND	ND	--	--
	August-14	EPA 8260B	0.72	1.0	--	--	--	--	--	--	--	ND	ND	ND	ND	--	--	--	--	ND	ND	ND	ND	ND	ND	ND	0.72 J	ND	ND	--	--	--	ND	ND	ND	--
Chloroethane	January-10	--	--	0.5	--	--	--	0.5 U	0.5 U	0.5 U	0.5 U	0.5 U	0.5 U	0.5 U	0.5 U	0.5 U	0.5 U	0.5 U	0.5 U	0.5 U	0.5 U	0.5 U	0.5 U	0.5 U	0.5 U	0.5 U	NA	0.5 U	0.5 U	0.5 U	--	0.5 U	--	--	--	--
No MCL	April-10	--	--	0.5	0.5 U	0.5 U	--	0.5 U	0.5 U	0.5 U	0.5 U	0.5 U	0.5 U	0.5 U	0.5 U	0.5 U	0.5 U	0.5 U	0.5 U	0.5 U	0.5 U	0.5 U	0.5 U	0.5 U	0.5 U	0.5 U	0.5 U	0.5 U	0.5 U	0.5 U	0.5 U	0.5 U	--	--	--	--
	July-10	--	--	0.5	0.5 U	0.5 U	--	0.5 UL	0.5 U	0.5 U	0.5 U	0.5 U	0.5 U	0.5 U	0.5 U	0.5 UL	0.5 U	0.5 U	0.5 UL	0.5 U	0.5 U	0.5 U	0.5 U	0.5 UL	0.5 UL	0.5 UL	0.5 U	0.5 U	0.5 UL	0.5 U	0.5 UL	0.5 U	--	--	--	--
	November-10	--	--	0.5	0.5 U	0.5 U	--	0.5 U	0.5 U	0.5 U	0.5 U	0.5 U	0.5 U	0.5 U	0.5 U	0.5 U	0.5 U	0.5 U	0.5 U	0.5 U	0.5 U	0.5 U	0.5 U	0.5 U	0.18 J	0.5 U	0.5 U	0.5 U	0.5 U	0.5 U	0.5 U	0.5 U	--	--	--	--
	February-11	--	--	0.5	--	--	--	--	--	--	--	--	--	--	--	--	--	--	--	--	--	--	--	--	--	--	--	--	--	--	--	--	--	--	--	--
	May-11	--	--	0.5	--	--	--	--	--	--	--	--	--	--	--	--	--	--	--	--	--	--	--	--	--	--	--	--	--	--	--	--	--	--	--	--
	September-11	--	--	0.5	--	--	--	--	--	--	--	0.5 U	0.5 U	0.5 U	0.5 U	--	--	--	--	0.5 UL	0.5 U	0.5 U	0.5 U	0.5 UL	0.5 U	0.5 U	0.5 U	0.5 U	0.5 U	--	--	--	--	--	--	--
	December-11	--	--	0.5	--	--	--	--	--	--	--	--	--	--	--	--	--	--	--	--	--	--	--	--	--	--	--	--	--	--	--	--	--	--	--	--
	February-12	--	--	0.5	--	--	--	--	--	--	--	--	--	--	--	--	--	--	--	--	--	--	--	--	--	--	--	--	--	--	--	--	ND	ND	--	--
	August-12	--	--	0.5	--	--	--	--	--	--	--	ND	ND	ND	ND	--	--	--	--	ND	ND	ND	ND	ND	ND	ND	ND	ND	ND	--	--	--	--	--	--	--
	August-13	8260B	0.98	1.0	--	--	--	--	--	--	--	ND	ND	ND	ND	--	--	--	--	ND	ND	ND	ND	ND	ND	ND	ND	ND	ND	--	--	--	ND	ND	--	--
	August-14	EPA 8260B	0.98	1.0	--	--	--	--	--	--	--	ND	ND	ND	ND	--	--	--	--	ND	ND	ND	ND	ND	ND	ND	ND	ND	ND	--	--	--	ND	ND	ND	--
Chloroform	January-10	--	--	0.5	--	--	--	0.5 U	0.5 U	0.5 U	0.5 U	0.5 U	0.5 U	0.5 U	0.5 U	0.5 U	0.5 U	0.5 U	0.5 U	0.5 U	0.5 U	0.5 U	0.5 U	0.5 U	0.5 U	0.5 U	NA	0.5 U	0.5 U	0.5 U	--	0.5 U	--	--	--	--
No MCL	April-10	--	--	0.5	0.5 U	0.5 U	--	0.5 U	0.5 U	0.5 U	0.5 U	0.5 U	0.5 U	0.5 U	0.5 U	0.5 U	0.5 U	0.5 U	0.5 U	0.5 U	0.5 U	0.5 U	0.5 U	0.5 U	0.5 U	0.5 U	0.5 U	0.5 U	0.5 U	0.5 U	0.5 U	0.5 U	--	--	--	--
	July-10	--	--	0.5	0.5 U	0.5 U	--	0.5 UL	0.5 U	0.5 U	0.5 U	0.5 U	0.5 U	0.5 U	0.5 U	0.5 UL	0.5 U	0.5 U	0.5 UL	0.5 U	0.5 U	0.5 U	0.5 U	0.5 UL	0.5 UL	0.5 UL	0.5 U	0.5 U	0.5 UL	0.5 U	0.5 UL	0.5 U	--	--	--	--
	November-10	--	--	0.5	0.5 U	0.5 U	--	0.5 U	0.5 U	0.5 U	0.5 U	0.5 U	0.5 U	0.5 U	0.5 U	0.5 U	0.5 U	0.5 U	0.5 U	0.5 U	0.5 U	0.5 U	0.5 U	0.5 U	0.5 U	0.5 U	0.5 U	0.5 U	0.5 U	0.5 U	0.5 U	0.5 U	--	--	--	--
	February-11	--	--	0.5	--	--	--	--	--	--	--	--	--	--	--	--	--	--	--	--	--	--	--	--	--	--	--	--	--	--	--	--	--	--	--	--
	May-11	--	--	0.5	--	--	--	--	--	--	--	--	--	--	--	--	--	--	--	--	--	--	--	--	--	--	--	--	--	--	--	--	--	--	--	--
	September-11	--	--	0.5	--	--	--	--	--	--	--	0.5 U	0.5 U	0.5 U	0.5 U	--	--	--	--	0.5 U	0.5 U	0.5 U	0.5 U	0.5 U	0.5 U	0.5 U	0.5 U	0.5 U	0.5 U	--	--	--	--	--	--	--
	December-11	--	--	0.5	--	--	--	--	--	--	--	--	--	--	--	--	--	--	--	--	--	--	--	--	--	--	--	--	--	--	--	--	--	--	--	--
	February-12	--	--	0.5	--	--	--	--	--	--	--	--	--	--	--	--	--	--	--	--	--	--	--	--	--	--	--	--	--	--	--	--	ND	ND	--	--
	August-12	--	--	0.5	--	--	--	--	--	--	--	ND	ND	ND	ND	--	--	--	--	ND	ND	ND	ND	ND	ND	ND	ND	ND	ND	--	--	--	--	--	--	--
	August-13	8260B	0.80	1.0	--	--	--	--	--	--	--	ND	ND	ND	ND	--	--	--	--	ND	ND	ND	ND	ND	ND	ND	ND	ND	ND	--	--	--	ND	ND	--	--
	August-14	EPA 8260B	0.80	1.0	--	--	--	--	--	--	--	ND	ND	ND	ND	--	--	--	--	ND	ND	ND	ND	ND	ND	ND	ND	ND	ND	--	--	--	ND	ND	ND	--
Chloromethane	January-10	--	--	0.5	--	--	--	0.5 U	0.5 U	0.5 U	0.5 U	0.5 U	0.5 U	0.5 U	0.5 U	0.5 U	0.5 U	0.5 U	0.5 U	0.5 U	0.5 U	0.5 U	0.5 U	0.5 U	0.5 U	0.5 U	NA	0.5 U	0.5 U	0.5 U	--	0.5 U	--	--	--	--
No MCL	April-10	--	--	0.5	0.5 U	0.5 U	--	0.5 U	0.5 U	0.5 U	0.5 U	0.5 U	0.5 U	0.5 U	0.5 U	0.5 U	0.5 U	0.5 U	0.5 U	0.5 U	0.5 U	0.5 U	0.5 U	0.5 U	0.5 U	0.5 U	0.5 U	0.5 U	0.5 U	0.5 U	0.5 U	0.5 U	--	--	--	--
	July-10	--	--	0.5	0.5 U	0.5 U	--	0.5 UL	0.5 U	0.5 U	0.5 U	0.5 U	0.5 U	0.5 U	0.5 U	0.5 UL	0.5 U	0.5 U	0.5 UL	0.5 U	0.5 U	0.5 U	0.5 U	0.5 UL	0.5 UL	0.5 UL	0.5 U	0.5 U	0.5 UL	0.5 U	0.5 UL	0.5 U	--	--	--	--
	November-10	--	--	0.5	0.5 U	0.5 U	--	0.21 J	0.5 U	0.5 U	0.5 U	0.5 U	0.5 U	0.5 U	0.5 U	0.5 U	0.5 U	0.5 U	0.5 U	0.5 U	0.5 U	0.5 U	0.5 U	0.5 U	0.5 U	0.5 U	0.5 U	0.5 U	0.5 U	0.5 U	0.5 U	0.5 U	--	--	--	--
	February-11	--	--	0.5	--	--	--	--	--	--	--	--	--	--	--	--	--	--	--	--	--	--	--	--	--	--	--	--	--	--	--	--	--	--	--	--
	May-11	--	--	0.5	--	--	--	--	--	--	--	--	--	--	--	--	--	--	--	--	--	--	--	--	--	--	--	--	--	--	--	--	--	--	--	--
	September-11	--	--	0.5	--	--	--	--	--	--	--	0.5 U	0.5 U	0.5 U	0.5 U	--	--	--	--	0.5 UL	0.5 U	0.5 UL	0.5 U	0.5 UL	0.5 U	0.5 U	0.5 U	0.5 U	0.5 U	--	--	--	--	--	--	--
	December-11	--	--	0.5	--	--	--	--	--	--	--	--	--	--	--	--	--	--	--	--	--	--	--	--	--	--	--	--	--	--	--	--	--	--	--	--
	February-12	--	--	0.5	--	--	--	--	--	--	--	--	--	--	--	--	--	--	--	--	--	--	--	--	--	--	--	--	--	--	--	--	ND	ND	--	--
	August-12	--	--	0.5	--	--	--	--	--	--	--	ND	ND	ND	ND	--	--	--	--	ND	ND	ND	ND	ND	ND	ND	ND	ND	ND	--	--	--	--	--	--	--
	August-13	8260B	0.82	1.0	--	--	--	--	--	--	--	ND	ND	ND	ND	--	--	--	--	ND	ND	ND	ND	ND	0.85 J	ND	ND	0.93 J	ND	--	--	--	ND	ND	--	--
	August-14	EPA 8260B	0.82	1.0	--	--	--	--	--	--	--	ND	ND	ND	ND	--	--	--	--	ND	1.2	ND	ND	ND	ND	ND	ND	ND	ND	--	--	--	ND	ND	ND	--
cis-1,3-Dichloropropene	January-10	--	--	0.5	--	--	--	0.5 U	0.5 U	0.5 U	0.5 U	0.5 U	0.5 U	0.5 U	0.5 U	0.5 U	0.5 U	0.5 U	0.5 U	0.5 U	0.5 U	0.5 U	0.5 U	0.5 U	0.5 U	0.5 U	NA	0.5 U	0.5 U	0.5 U	--	0.5 U	--	--	--	--
No MCL	April-10	--	--	0.5	0.5 U	0.5 U	--	0.5 U	0.5 U	0.5 U	0.5 U	0.5 U	0.5 U	0.5 U	0.5 U	0.5 U	0.5 U	0.5 U	0.5 U	0.5 U	0.5 U	0.5 U	0.5 U	0.5 U	0.5 U	0.5 U	0.5 U	0.5 U	0.5 U	0.5 U	0.5 U	0.5 U	--	--	--	--
	July-10	--	--	0.5	0.5 U	0.5 U	--	0.5 UL	0.5 U	0.5 U	0.5 U	0.5 U	0.5 U	0.5 U	0.5 U	0.5 UL	0.5 U	0.5 U	0.5 UL	0.5 U	0.5 U	0.5 U	0.5 U	0.5 UL	0.5 UL	0.5 UL	0.5 U	0.5 U	0.5 UL	0.5 U	0.5 UL	0.5 U	--	--	--	--
	November-10	--	--	0.5	0.5 U	0.5 U	--	0.5 U	0.5 U	0.5 U	0.5 U	0.5 U	0.5 U	0.5 U	0.5 U	0.5 U	0.5 U	0.5 U	0.5 U	0.5 U	0.5 U	0.5 U	0.5 U	0.5 U	0.5 U	0.5 U	0.5 U	0.5 U	0.5 U	0.5 U	0.5 U	0.5 U	--	--	--	--
	February-11	--	--	0.5	--	--	--	--	--	--	--	--	--	--	--	--	--	--	--	--	--	--	--	--	--	--	--	--	--	--	--	--	--	--	--	--
	May-11	--	--	0.5	--	--	--	--	--	--	--	--	--	--	--	--	--	--	--	--	--	--	--	--	--	--	--	--	--	--	--	--	--	--	--	--
	September-11	--	--	0.5	--	--	--	--	--	--	--	0.5 U	0.5 U	0.5 U	0.5 U	--	--	--	--	0.5 U	0.5 U	0.5 U	0.5 U	0.5 U	0.5 U	0.5 U	0.5 U	0.5 U	0.5 U	--	--	--	--	--	--	--
	December-11	--	--	0.5	--	--	--	--	--	--	--	--	--	--	--	--	--	--	--	--	--	--	--	--	--	--	--	--	--	--	--	--	--	--	--	--
	February-12	--	--	0.5	--	--	--	--	--	--	--	--	--	--	--	--	--	--	--	--	--	--	--	--	--	--	--	--	--	--	--	--	ND	ND	--	--
	August-12	--	--	0.5	--	--	--	--	--	--	--	ND	ND	ND	ND	--	--	--	--	ND	ND	ND	ND	ND	ND	ND	ND	ND	ND	--	--	--	--	--	--	--
	August-13	8260B	0.59	1.0	--	--	--	--	--	--	--	ND	ND	ND	ND	--	--	--	--	ND	ND	ND	ND	ND	ND	ND	ND	ND	ND	--	--	--	ND	ND	--	--
	August-14	EPA 8260B	0.59	1.0	--	--	--	--	--	--	--	ND	ND	ND	ND	--	--	--	--	ND	ND	ND	ND	ND	ND	ND	ND	ND	ND	--	--	--	ND	ND	ND	--

TABLE 12

SUMMARY OF DETECTED ORGANIC COUMPOUNDS
GROUNDWATER SAMPLING LOCATIONS
KIM STAN LANDFILL

Analyte	Sample Collection Date	EPA Method	DL	QL	LF-10	LF-11D	LF-11S	LF-12D	LF-12S	LF-13	LF-14	LF-15D	LF-15S	LF-16D	LF-16S	MW-01D	MW-01S	MW-02D	MW-02S	MW-03D	MW-03S	MW-04D	MW-04S	MW-05D	MW-05S	MW-06D	MW-06S	MW 07D	MW-07S	MW 08D	MW 10D	MW-10S	PZ-01	PZ-02	Trip Blank	Method Blank
Cyclohexane	January-10	--	--	0.5	--	--	--	0.5 U	0.5 U	0.5 U	0.5 U	0.5 U	0.5 U	0.5 U	0.5 U	0.5 U	0.5 U	0.5 U	0.5 U	0.5 U	0.5 U	0.5 U	0.5 U	0.5 U	0.5 U	0.5 U	NA	0.5 U	0.5 U	0.5 U	--	0.5 U	--	--	--	--
No MCL	April-10	--	--	0.5	0.5 U	0.5 U	--	0.5 U	0.5 U	0.5 U	0.5 U	0.5 U	0.5 U	0.5 U	0.5 U	0.5 U	0.5 U	0.5 U	0.5 U	0.5 U	0.5 U	0.5 U	0.5 U	0.5 U	0.5 U	0.5 U	0.5 U	0.5 U	0.5 U	0.5 U	0.5 U	0.5 U	--	--	--	--
	July-10	--	--	0.5	0.5 U	0.5 U	--	0.5 UL	0.5 U	0.5 U	0.5 U	0.5 U	0.5 U	0.5 U	0.5 U	0.5 UL	0.5 U	0.5 U	0.5 UL	0.5 U	0.5 U	0.5 U	0.5 U	0.5 UL	0.5 UL	0.5 UL	0.5 U	0.5 U	0.5 UL	0.5 U	0.5 UL	0.5 U	--	--	--	--
	November-10	--	--	0.5	0.5 U	0.5 U	--	0.5 U	0.5 U	0.5 U	0.5 U	0.5 U	0.5 U	0.5 U	0.5 U	0.5 U	0.5 U	0.5 U	0.5 U	0.5 U	0.5 U	0.5 U	0.5 U	0.5 U	0.5 U	0.5 U	0.5 U	0.5 U	0.5 U	0.5 U	0.5 U	0.5 U	--	--	--	--
	February-11	--	--	0.5	--	--	--	--	--	--	--	--	--	--	--	--	--	--	--	--	--	--	--	--	--	--	--	--	--	--	--	--	--	--	--	--
	May-11	--	--	0.5	--	--	--	--	--	--	--	--	--	--	--	--	--	--	--	--	--	--	--	--	--	--	--	--	--	--	--	--	--	--	--	--
	September-11	--	--	0.5	--	--	--	--	--	--	--	0.5 U	0.5 U	0.5 U	0.5 U	--	--	--	--	0.5 U	0.5 U	0.5 U	0.5 U	0.5 U	0.5 U	0.5 U	0.5 U	0.5 U	0.5 U	--	--	--	--	--	--	--
	December-11	--	--	0.5	--	--	--	--	--	--	--	--	--	--	--	--	--	--	--	--	--	--	--	--	--	--	--	--	--	--	--	--	--	--	--	--
	February-12	--	--	0.5	--	--	--	--	--	--	--	--	--	--	--	--	--	--	--	--	--	--	--	--	--	--	--	--	--	--	--	--	ND	ND	--	--
	August-12	--	--	0.5	--	--	--	--	--	--	--	ND	ND	ND	ND	--	--	--	--	ND	ND	ND	ND	ND	ND	ND	ND	ND	ND	--	--	--	--	--	--	--
	August-13	8260B	0.93	2.0	--	--	--	--	--	--	--	ND	ND	ND	ND	--	--	--	--	ND	ND	ND	ND	ND	ND	ND	ND	ND	ND	--	--	--	ND	ND	--	--
	August-14	EPA 8260B	0.93	2.0	--	--	--	--	--	--	--	ND	ND	ND	ND	--	--	--	--	ND	ND	ND	ND	ND	ND	ND	ND	ND	ND	--	--	--	ND	ND	ND	--
Dibromochloromethane	January-10	--	--	0.5	--	--	--	0.5 U	0.5 U	0.5 U	0.5 U	0.5 U	0.5 U	0.5 U	0.5 U	0.5 U	0.5 U	0.5 U	0.5 U	0.5 U	0.5 U	0.5 U	0.5 U	0.5 U	0.5 U	0.5 U	NA	0.5 U	0.5 U	0.5 U	--	0.5 U	--	--	--	--
No MCL	April-10	--	--	0.5	0.5 U	0.5 U	--	0.5 U	0.5 U	0.5 U	0.5 U	0.5 U	0.5 U	0.5 U	0.5 U	0.5 U	0.5 U	0.5 U	0.5 U	0.5 U	0.5 U	0.5 U	0.5 U	0.5 U	0.5 U	0.5 U	0.5 U	0.5 U	0.5 U	0.5 U	0.5 U	0.5 U	--	--	--	--
	July-10	--	--	0.5	0.5 U	0.5 U	--	0.5 UL	0.5 U	0.5 U	0.5 U	0.5 U	0.5 U	0.5 U	0.5 U	0.5 UL	0.5 U	0.5 U	0.5 UL	0.5 U	0.5 U	0.5 U	0.5 U	0.5 UL	0.5 UL	0.5 UL	0.5 U	0.5 U	0.5 UL	0.5 U	0.5 UL	0.5 U	--	--	--	--
	November-10	--	--	0.5	0.5 U	0.5 U	--	0.5 U	0.5 U	0.5 U	0.5 U	0.5 U	0.5 U	0.5 U	0.5 U	0.5 U	0.5 U	0.5 U	0.5 U	0.5 U	0.5 U	0.5 U	0.5 U	0.5 U	0.5 U	0.5 U	0.5 U	0.5 U	0.5 U	0.5 U	0.5 U	0.5 U	--	--	--	--
	February 11	--	--	0.5	--	--	--	--	--	--	--	--	--	--	--	--	--	--	--	--	--	--	--	--	--	--	--	--	--	--	--	--	--	--	--	--
	May-11	--	--	0.5	--	--	--	--	--	--	--	--	--	--	--	--	--	--	--	--	--	--	--	--	--	--	--	--	--	--	--	--	--	--	--	--
	September 11	--	--	0.5	--	--	--	--	--	--	--	0.5 U	0.5 U	0.5 U	0.5 U	--	--	--	--	0.5 U	0.5 U	0.5 U	0.5 U	0.5 U	0.5 U	0.5 U	0.5 U	0.5 U	0.5 U	--	--	--	--	--	--	--
	December-11	--	--	0.5	--	--	--	--	--	--	--	--	--	--	--	--	--	--	--	--	--	--	--	--	--	--	--	--	--	--	--	--	--	--	--	--
	February-12	--	--	0.5	--	--	--	--	--	--	--	--	--	--	--	--	--	--	--	--	--	--	--	--	--	--	--	--	--	--	--	--	ND	ND	--	--
	August-12	--	--	0.5	--	--	--	--	--	--	--	ND	ND	ND	ND	--	--	--	--	ND	ND	ND	ND	ND	ND	ND	ND	ND	ND	--	--	--	--	--	--	--
	August-13	8260B	0.44	1.0	--	--	--	--	--	--	--	ND	ND	ND	ND	--	--	--	--	ND	ND	ND	ND	ND	ND	ND	ND	ND	ND	--	--	--	ND	ND	--	--
	August-14	EPA 8260B	0.44	1.0	--	--	--	--	--	--	--	ND	ND	ND	ND	--	--	--	--	ND	ND	ND	ND	ND	ND	ND	ND	ND	ND	--	--	--	ND	ND	ND	--
Dichlorodifluoromethane	January-10	--	--	0.5	--	--	--	0.5 U	0.5 U	0.5 U	0.5 U	0.5 U	0.5 U	0.5 U	0.5 U	0.5 U	0.5 U	0.5 U	0.5 U	0.5 U	0.5 U	0.5 U	0.5 U	0.5 U	0.5 U	0.5 U	NA	0.5 U	0.5 U	0.5 U	--	0.5 U	--	--	--	--
No MCL	April-10	--	--	0.5	0.5 U	0.5 U	--	0.5 U	0.5 U	0.5 U	0.5 U	0.5 U	0.5 U	0.5 U	0.5 U	0.5 U	0.5 U	0.5 U	0.5 U	0.5 U	0.5 U	0.5 U	0.5 U	0.5 U	0.5 U	0.5 U	0.5 U	0.5 U	0.5 U	0.5 U	0.5 U	0.5 U	--	--	--	--
	July 10	--	--	0.5	0.5 U	0.5 U	--	0.5 UL	0.5 U	0.5 U	0.5 U	0.5 U	0.5 U	0.5 U	0.5 U	0.5 UL	0.5 U	0.5 U	0.5 UL	0.5 U	0.5 U	0.5 U	0.5 U	0.5 UL	0.5 UL	0.5 UL	0.5 U	0.5 U	0.5 UL	0.5 U	0.5 UL	0.5 U	--	--	--	--
	November-10	--	--	0.5	0.5 U	0.5 U	--	0.5 U	0.5 U	0.5 U	0.5 U	0.5 U	0.5 U	0.5 U	0.5 U	0.5 U	0.5 U	0.5 U	0.5 U	0.5 U	0.5 U	0.5 U	0.5 U	0.5 U	0.5 U	0.21 J	0.19 J	0.5 U	0.5 U	0.5 U	0.5 U	0.5 U	--	--	--	--
	February-11	--	--	0.5	--	--	--	--	--	--	--	--	--	--	--	--	--	--	--	--	--	--	--	--	--	--	--	--	--	--	--	--	--	--	--	--
	May-11	--	--	0.5	--	--	--	--	--	--	--	--	--	--	--	--	--	--	--	--	--	--	--	--	--	--	--	--	--	--	--	--	--	--	--	--
	September-11	--	--	0.5	--	--	--	--	--	--	--	0.5 U	0.5 U	0.5 U	0.5 U	--	--	--	--	0.5 UL	0.5 U	0.5 U	0.5 U	0.5 UL	0.5 U	0.5 U	0.5 U	0.5 U	0.5 U	--	--	--	--	--	--	--
	December-11	--	--	0.5	--	--	--	--	--	--	--	--	--	--	--	--	--	--	--	--	--	--	--	--	--	--	--	--	--	--	--	--	--	--	--	--
	February-12	--	--	0.5	--	--	--	--	--	--	--	--	--	--	--	--	--	--	--	--	--	--	--	--	--	--	--	--	--	--	--	--	ND	ND	--	--
	August-12	--	--	0.5	--	--	--	--	--	--	--	ND	ND	ND	ND	--	--	--	--	ND	ND	ND	ND	ND	ND	ND	ND	ND	ND	--	--	--	--	--	--	--
	August-13	8260B	0.74	1.0	--	--	--	--	--	--	--	ND	ND	ND	ND	--	--	--	--	ND	ND	ND	ND	ND	ND	ND	ND	ND	ND	--	--	--	ND	ND	--	--
	August-14	EPA 8260B	0.74	1.0	--	--	--	--	--	--	--	ND	ND	ND	ND	--	--	--	--	ND	ND	ND	ND	ND	ND	ND	ND	ND	ND	--	--	--	ND	ND	ND	--
Ethylbenzene	January-10	--	--	0.5	--	--	--	0.5 U	0.5 U	0.5 U	0.5 U	0.5 U	0.5 U	0.5 U	0.5 U	0.5 U	0.5 U	0.5 U	0.5 U	0.5 U	0.5 U	0.5 U	0.5 U	0.5 U	0.5 U	0.5 U	NA	0.5 U	0.5 U	0.5 U	--	0.5 U	--	--	--	--
MCL = 700	April-10	--	--	0.5	0.5 U	0.5 U	--	0.5 U	0.5 U	0.5 U	0.5 U	0.5 U	0.5 U	0.5 U	0.5 U	0.5 U	0.5 U	0.5 U	0.5 U	0.5 U	0.5 U	0.5 U	0.5 U	0.5 U	0.5 U	0.5 U	0.5 U	0.5 U	0.5 U	0.5 U	0.5 U	0.5 U	--	--	--	--
	July-10	--	--	0.5	0.5 U	0.5 U	--	0.5 UL	0.5 U	0.5 U	0.5 U	0.5 U	0.5 U	0.5 U	0.5 U	0.5 UL	0.5 U	0.5 U	0.5 UL	0.5 U	0.5 U	0.5 U	0.5 U	0.5 UL	0.5 UL	0.5 UL	0.5 U	0.5 U	0.5 UL	0.5 U	0.5 UL	0.5 U	--	--	--	--
	November-10	--	--	0.5	0.5 U	0.5 U	--	0.5 U	0.5 U	0.5 U	0.5 U	0.5 U	0.5 U	0.5 U	0.5 U	0.5 U	0.5 U	0.5 U	0.5 U	0.5 U	0.5 U	0.5 U	0.5 U	0.5 U	0.5 U	0.5 U	0.5 U	0.5 U	0.5 U	0.5 U	0.5 U	0.5 U	--	--	--	--
	February-11	--	--	0.5	--	--	--	--	--	--	--	--	--	--	--	--	--	--	--	--	--	--	--	--	--	--	--	--	--	--	--	--	--	--	--	--
	May-11	--	--	0.5	--	--	--	--	--	--	--	--	--	--	--	--	--	--	--	--	--	--	--	--	--	--	--	--	--	--	--	--	--	--	--	--
	September-11	--	--	0.5	--	--	--	--	--	--	--	0.5 U	0.5 U	0.5 U	0.5 U	--	--	--	--	0.5 U	0.5 U	0.5 U	0.5 U	0.5 U	0.5 U	0.5 U	0.5 U	0.5 U	0.5 U	--	--	--	--	--	--	--
	December-11	--	--	0.5	--	--	--	--	--	--	--	--	--	--	--	--	--	--	--	--	--	--	--	--	--	--	--	--	--	--	--	--	--	--	--	--
	February-12	--	--	0.5	--	--	--	--	--	--	--	--	--	--	--	--	--	--	--	--	--	--	--	--	--	--	--	--	--	--	--	--	ND	ND	--	--
	August-12	--	--	0.5	--	--	--	--	--	--	--	ND	ND	ND	ND	--	--	--	--	ND	ND	ND	ND	ND	ND	ND	ND	ND	ND	--	--	--	--	--	--	--
	August-13	8260B	0.69	1.0	--	--	--	--	--	--	--	ND	ND	ND	ND	--	--	--	--	ND	ND	ND	ND	ND	ND	ND	ND	ND	ND	--	--	--	ND	ND	--	--
	August-14	EPA 8260B	0.69	1.0	--	--	--	--	--	--	--	ND	ND	ND	ND	--	--	--	--	ND	ND	ND	ND	ND	ND	ND	ND	ND	ND	--	--	--	ND	ND	ND	--
Freon 113	January-10	--	--	0.5	--	--	--	0.5 U	0.5 U	0.5 U	0.5 U	0.5 U	0.5 U	0.5 U	0.5 U	0.5 UL	0.5 U	0.5 U	0.5 U	0.5 U	0.5 U	0.5 U	0.5 U	0.5 U	0.5 U	0.5 U	NA	0.5 U	0.5 U	0.5 U	--	0.5 U	--	--	--	--
No MCL	April-10	--	--	0.5	0.5 U	0.5 U	--	0.5 U	0.5 U	0.5 U	0.5 U	0.5 U	0.5 U	0.5 U	0.5 U	0.5 U	0.5 U	0.5 U	0.5 U	0.5 U	0.5 U	0.5 U	0.5 U	0.5 U	0.5 U	0.5 U	0.5 U	0.5 U	0.5 U	0.5 U	0.5 U	0.5 U	--	--	--	--
	July-10	--	--	0.5	0.5 U	0.5 U	--	0.5 UL	0.5 U	0.5 U	0.5 U	0.5 U	0.5 U	0.5 U	0.5 U	0.5 UL	0.5 U	0.5 U	0.5 UL	0.5 U	0.5 U	0.5 U	0.5 U	0.5 UL	0.5 UL	0.5 UL	0.5 U	0.5 U	0.5 UL	0.5 U	0.5 UL	0.5 U	--	--	--	--
	November-10	--	--	0.5	0.5 U	0.5 UL	--	0.5 UL	0.5 UL	0.5 UL	0.5 U	0.5 U	0.5 U	0.5 U	0.5 U	0.5 U	0.5 U	0.5 U	0.5 U	0.5 UL	0.5 U	0.5 U	0.5 UL	0.5 U	0.5 U	0.5 U	0.5 U	0.5 U	0.5 U	0.5 U	0.5 U	0.5 UL	--	--	--	--
	February-11	--	--	0.5	--	--	--	--	--	--	--	--	--	--	--	--	--	--	--	--	--	--	--	--	--	--	--	--	--	--	--	--	--	--	--	--
	May-11	--	--	0.5	--	--	--	--	--	--	--	--	--	--	--	--	--	--	--	--	--	--	--	--	--	--	--	--	--	--	--	--	--	--	--	--
	September-11	--	--	0.5	--	--	--	--	--	--	--	0.5 U	0.5 U	0.5 U	0.5 U	--	--	--	--	0.5 UL	0.5 U	0.5 UL	0.5 U	0.5 U	0.5 U	0.5 U	0.5 U	0.5 U	0.5 U	--	--	--	--	--	--	--
	December-11	--	--	0.5	--	--	--	--	--	--	--	--	--	--	--	--	--	--	--	--	--	--	--	--	--	--	--	--	--	--	--	--	--	--	--	--
	February-12	--	--	0.5	--	--	--	--	--	--	--	--	--	--	--	--	--	--	--	--	--	--	--	--	--	--	--	--	--	--	--	--	--	--	--	--
	August-12	--	--	0.5	--	--	--	--	--	--	--	ND	ND	ND	ND	--	--	--	--	ND	ND	ND	ND	ND	ND	ND	ND	--	--	--	--	--	--	--	--	--
	August-13	--	--	--	--	--	--	--	--	--	--	--	--	ND	ND	--	--	--	--	ND	ND	ND	ND	ND	ND	ND	ND	--	--	--	--	--	--	--	--	--
	August-14	EPA 8260B	0.73	1	--	--	--	--	--	--	--	ND	ND	ND	ND	--	--	--	--	ND	ND	ND	ND	ND	ND	ND	ND	ND	ND	--	--	--	ND	ND	ND	--
Isopropylbenzene	January-10	--	--	0.5	--	--	--	0.5 U	0.5 U	0.5 U	0.5 U	0.5 U	0.5 U	0.5 U	0.5 U	0.5 U	0.5 U	0.5 U	0.5 U	0.5 U	0.5 U	0.5 U	0.5 U	0.5 U	0.5 U	0.5 U	NA	0.5 U	0.5 U	0.5 U	--	0.5 U	--	--	--	--
No MCL	April-10	--	--	0.5	0.5 U	0.5 U	--	0.5 U	0.5 U	0.5 U	0.5 U	0.5 U	0.5 U	0.5 U	0.5 U	0.5 U	0.5 U	0.5 U	0.5 U	0.5 U	0.5 U	0.5 U	0.5 U	0.5 U	0.5 U	0.5 U	0.5 U	0.5 U	0.5 U	0.5 U	0.5 U	0.5 U	--	--	--	--
	July-10	--	--	0.5	0.5 U	0.5 U	--	0.5 UL	0.5 U	0.5 U	0.5 U	0.5 U	0.5 U	0.5 U	0.5 U	0.5 UL	0.5 U	0.5 U	0.5 UL	0.5 U	0.5 U	0.5 U	0.5 U	0.5 UL	0.5 UL	0.5 UL	0.5 U	0.5 U	0.5 UL	0.5 U	0.5 UL	0.5 U	--	--	--	--
	November-10	--	--	0.5	0.5 U	0.5 U	--	0.5 U	0.5 U	0.5 U	0.5 U	0.5 U	0.5 U	0.5 U	0.5 U	0.5 U	0.5 U	0.5 U	0.5 U	0.5 U	0.5 U	0.5 U	0.5 U	0.5 U	0.5 U	0.5 U	0.5 U	0.5 U	0.5 U	0.5 U	0.5 U	0.5 U	--	--	--	--
	February-11	--	--	0.5	--	--	--	--	--	--	--	--	--	--	--	--	--	--	--	--	--	--	--	--	--	--	--	--	--	--	--	--	--	--	--	--
	May-11	--	--	0.5	--	--	--	--	--	--	--	--	--	--	--	--	--	--	--	--	--	--	--	--	--	--	--	--	--	--	--	--	--	--	--	--
	September-11	--	--	0.5	--	--	--	--	--	--	--	0.5 U	0.5 U	0.5 U	0.5 U	--	--	--	--	0.5 U	0.5 U	0.5 U	0.5 U	0.5 U	0.5 U	0.5 U	0.5 U	0.5 U	0.5 U	--	--	--	--	--	--	--
	December-11	--	--	0.5	--	--	--	--	--	--	--	--	--	--	--	--	--	--	--	--	--	--	--	--	--	--	--	--	--	--	--	--	--	--	--	--
	February-12	--	--	0.5	--	--	--	--	--	--	--	--	--	--	--	--	--	--	--	--	--	--	--	--	--	--	--	--	--	--	--	--	ND	ND	--	--
	August-12	--	--	0.5	--	--	--	--	--	--	--	ND	ND	ND	ND	--	--	--	--	ND	ND	ND	ND	ND	ND	ND	ND	ND	ND	--	--	--	--	--	--	--
	August-13	8260B	0.67	1.0	--	--	--	--	--	--	--	ND	ND	ND	ND	--	--	--	--	ND	ND	ND	ND	ND	ND	ND	ND	ND	ND	--	--	--	ND	ND	--	--
	August-14	EPA 8260B	0.67	1.0	--	--	--	--	--	--	--	ND	ND	ND	ND	--	--	--	--	ND	ND	ND	ND	ND	ND	ND	ND	ND	ND	--	--	--	ND	ND	ND	--
m,p-Xylenes	January-10	--	--	0.5	--	--	--	0.5 U	0.5 U	0.5 U	0.5 U	0.5 U	0.5 U	0.5 U	0.5 U	0.5 U	0.5 U	0.5 U	0.5 U	0.5 U	0.5 U	0.5 U	0.5 U	0.5 U	0.5 U	0.5 U	NA	0.5 U	0.5 U	0.5 U	--	0.5 U	--	--	--	--
MCL = 10,000	April-10	--	--	0.5	0.5 U	0.5 U	--	0.5 U	0.5 U	0.5 U	0.5 U	0.5 U	0.5 U	0.5 U	0.5 U	0.5 U	0.5 U	0.5 U	0.5 U	0.5 U	0.5 U	0.5 U	0.5 U	0.5 U	0.5 U	0.5 U	0.5 U	0.5 U	0.5 U	0.5 U	0.5 U	0.5 U	--	--	--	--
	July-10	--	--	0.5	0.5 U	0.5 U	--	0.5 UL	0.5 U	0.5 U	0.5 U	0.5 U	0.5 U	0.5 U	0.5 U	0.5 UL	0.5 U	0.5 U	0.5 UL	0.5 U	0.5 U	0.5 U	0.5 U	0.5 UL	0.5 UL	0.5 UL	0.5 U	0.5 U	0.5 UL	0.5 U	0.5 UL	0.5 U	--	--	--	--
	November-10	--	--	0.5	0.5 U	0.5 U	--	0.5 U	0.5 U	0.5 U	0.5 U	0.5 U	0.5 U	0.5 U	0.5 U	0.5 U	0.5 U	0.5 U	0.5 U	0.5 U	0.5 U	0.5 U	0.5 U	0.5 U	0.5 U	0.5 U	0.5 U	0.5 U	0.5 U	0.5 U	0.5 U	0.5 U	--	--	--	--
	February-11	--	--	0.5	--	--	--	--	--	--	--	--	--	--	--	--	--	--	--	--	--	--	--	--	--	--	--	--	--	--	--	--	--	--	--	--
	May-11	--	--	0.5	--	--	--	--	--	--	--	--	--	--	--	--	--	--	--	--	--	--	--	--	--	--	--	--	--	--	--	--	--	--	--	--
	September-11	--	--	0.5	--	--	--	--	--	--	--	0.5 U	0.5 U	0.5 U	0.5 U	--	--	--	--	0.5 U	0.5 U	0.5 U	0.5 U	0.5 U	0.5 U	0.5 U	0.5 U	0.5 U	0.5 U	--	--	--	--	--	--	--
	December-11	--	--	0.5	--	--	--	--	--	--	--	--	--	--	--	--	--	--	--	--	--	--	--	--	--	--	--	--	--	--	--	--	--	--	--	--
	February-12	--	--	0.5	--	--	--	--	--	--	--	--	--	--	--	--	--	--	--	--	--	--	--	--	--	--	--	--	--	--	--	--	ND	ND	--	--
	August-12	--	--	0.5	--	--	--	--	--	--	--	ND	ND	ND	ND	--	--	--	--	ND	ND	ND	ND	ND	ND	ND	ND	ND	ND	--	--	--	--	--	--	--
	August 13	8260B	1.3	2.0	--	--	--	--	--	--	--	ND	ND	ND	ND	--	--	--	--	ND	ND	ND	ND	ND	ND	ND	ND	ND	ND	--	--	--	ND	ND	--	--
	August-14	EPA 8260B	1.3	2.0	--	--	--	--	--	--	--	ND	ND	ND	ND	--	--	--	--	ND	ND	ND	ND	ND	ND	ND	ND	ND	ND	--	--	--	ND	ND	ND	--
Methyl Acetate	January-10	--	--	0.5	--	--	--	0.5 R	0.5 R	0.5 R	0.5 U	0.5 U	0.5 U	0.5 R	0.5 R	0.5 R	0.5 R	0.5 R	0.5 R	0.5 R	0.5 R	0.5 R	0.5 R	0.5 R	0.5 R	0.5 R	NA	0.5 R	0.5 R	0.5 R	--	0.5 R	--	--	--	--
No MCL	April-10	--	--	0.5	0.5 U	0.5 U	--	0.5 U	0.5 U	0.5 U	0.5 U	0.5 U	0.5 U	0.5 U	0.5 U	0.5 U	0.5 U	0.5 U	0.5 U	0.5 U	0.5 U	0.5 U	0.5 U	0.5 U	0.5 U	0.5 U	0.5 U	0.5 U	0.5 U	0.5 U	0.5 U	0.5 U	--	--	--	--
	July-10	--	--	0.5	0.5 U	0.5 U	--	0.5 UL	0.5 U	0.5 U	0.5 U	0.5 U	0.5 U	0.5 U	0.5 U	0.5 UL	0.5 U	0.5 U	0.5 UL	0.5 U	0.5 U	0.5 U	0.5 U	0.5 UL	0.5 UL	0.5 UL	0.5 U	0.5 U	0.5 UL	0.5 U	0.5 UL	0.5 U	--	--	--	--
	November-10	--	--	0.5	0.5 U	0.5 UL	--	0.5 UL	0.5 UL	0.5 UL	0.5 U	0.5 R	0.5 U	0.5 U	0.5 U	0.5 U	0.5 U	0.5 U	0.5 U	0.5 UL	0.5 U	0.5 U	0.5 UL	0.5 U	0.5 U	0.5 U	0.5 U	0.5 U	0.5 U	0.5 U	0.5 U	0.5 UL	--	--	--	--
	February-11	--	--	0.5	--	--	--	--	--	--	--	--	--	--	--	--	--	--	--	--	--	--	--	--	--	--	--	--	--	--	--	--	--	--	--	--
	May-11	--	--	0.5	--	--	--	--	--	--	--	--	--	--	--	--	--	--	--	--	--	--	--	--	--	--	--	--	--	--	--	--	--	--	--	--
	September-11	--	--	0.5	--	--	--	--	--	--	--	0.5 U	0.5 U	0.5 U	0.5 U	--	--	--	--	0.5 UL	0.5 U	0.5 UL	0.5 U	0.5 U	0.5 U	0.5 U	0.5 U	0.5 U	0.5 U	--	--	--	--	--	--	--
	December-11	--	--	0.5	--	--	--	--	--	--	--	--	--	--	--	--	--	--	--	--	--	--	--	--	--	--	--	--	--	--	--	--	--	--	--	--
	February-12	--	--	0.5	--	--	--	--	--	--	--	--	--	--	--	--	--	--	--	--	--	--	--	--	--	--	--	--	--	--	--	--	ND	ND	--	--
	August-12	--	--	0.5	--	--	--	--	--	--	--	ND	ND	ND	ND	--	--	--	--	ND	ND	ND	ND	ND	ND	ND	ND	ND	ND	--	--	--	--	--	--	--
	August-13	8260B	0.95	2.0	--	--	--	--	--	--	--	ND	ND	ND	ND	--	--	--	--	ND	ND	ND	ND	ND	ND	ND	ND	ND	ND	--	--	--	ND	ND	--	--
	August-14	EPA 8260B	0.95	2.0	--	--	--	--	--	--	--	ND	ND	ND	ND	--	--	--	--	ND	ND	ND	ND	ND	ND	ND	ND	ND	ND	--	--	--	ND	ND	ND	--
Methyl-tert Butyl Ether	January-10	--	--	0.5	--	--	--	0.5 U	0.5 U	0.5 U	0.5 U	0.5 U	0.5 U	0.5 U	0.93	0.5 UL	0.5 U	0.5 U	0.5 U	0.5 U	0.5 U	0.5 U	0.5 U	0.5 U	0.46 J	0.13 J	NA	0.5 U	0.14 J	0.5 U	--	0.5 U	--	--	--	--
No MCL	April-10	--	--	0.5	0.5 U	0.5 U	--	0.5 U	0.5 U	0.5 U	0.5 U	0.5 U	0.5 U	0.5 U	1.9	0.5 U	0.5 U	0.5 U	0.5 U	0.5 U	0.5 U	0.5 U	0.5 U	0.5 U	0.48 J	0.5 U	0.28 J	0.5 U	0.5 U	0.5 U	0.5 U	0.5 U	--	--	--	--
	July-10	--	--	0.5	0.5 U	0.5 U	--	0.5 UL	0.5 U	0.5 U	0.5 U	0.5 U	0.5 U	0.5 U	1.8	0.5 UL	0.5 U	0.5 U	0.5 UL	0.5 U	0.5 U	0.5 U	0.5 U	0.5 UL	0.5 UL	0.5 UL	0.5 U	0.5 U	0.5 UL	0.5 U	0.5 UL	0.5 U	--	--	--	--
	November-10	--	--	0.5	0.5 U	0.5 UL	--	0.5 UL	0.5 UL	0.5 UL	0.5 U	0.5 U	0.5 U	0.5 U	1.4	0.5 U	0.5 U	0.5 U	0.5 U	0.5 UL	0.5 U	0.5 U	0.5 UL	0.5 U	0.47 J	0.24 J	0.26 J	0.5 U	0.11 J	0.5 U	0.5 U	0.5 UL	--	--	--	--
	February-11	--	--	0.5	--	--	--	--	--	--	--	--	--	--	--	--	--	--	--	--	--	--	--	--	--	--	--	--	--	--	--	--	--	--	--	--
	May-11	--	--	0.5	--	--	--	--	--	--	--	--	--	--	--	--	--	--	--	--	--	--	--	--	--	--	--	--	--	--	--	--	--	--	--	--
	September-11	--	--	0.5	--	--	--	--	--	--	--	0.5 U	0.5 U	0.5 U	1.2	--	--	--	--	0.5 UL	0.5 U	0.5 UL	0.5 U	0.5 U	0.48 J	0.5 U	0.5 U	0.5 U	0.5 U	--	--	--	--	--	--	--
	December-11	--	--	0.5	--	--	--	--	--	--	--	--	--	--	--	--	--	--	--	--	--	--	--	--	--	--	--	--	--	--	--	--	--	--	--	--
	February-12	--	--	0.5	--	--	--	--	--	--	--	--	--	--	--	--	--	--	--	--	--	--	--	--	--	--	--	--	--	--	--	--	ND	ND	--	--
	August-12	--	--	0.5	--	--	--	--	--	--	--	ND	ND	ND	ND	--	--	--	--	ND	ND	ND	ND	ND	ND	ND	ND	ND	ND	--	--	--	--	--	--	--
	August-13	8260B	0.6	1.0	--	--	--	--	--	--	--	ND	ND	ND	ND	--	--	--	--	ND	ND	ND	ND	ND	ND	ND	ND	ND	ND	--	--	--	ND	ND	--	--
	August-14	EPA 8260B	0.6	1.0	--	--	--	--	--	--	--	ND	ND	ND	ND	--	--	--	--	ND	ND	ND	ND	ND	ND	ND	ND	ND	ND	--	--	--	ND	ND	ND	--
Methyl cyclohexane	January-10	--	--	0.5	--	--	--	0.5 U	0.5 U	0.5 U	0.5 U	0.5 U	0.5 U	0.5 U	0.5 U	0.5 U	0.5 U	0.5 U	0.5 U	0.5 U	0.5 U	0.5 U	0.5 U	0.5 U	0.5 U	0.5 U	NA	0.5 U	0.5 U	0.5 U	--	0.5 U	--	--	--	--
No MCL	April-10	--	--	0.5	0.5 U	0.5 U	--	0.5 U	0.5 U	0.5 U	0.5 U	0.5 U	0.5 U	0.5 U	0.5 U	0.5 U	0.5 U	0.5 U	0.5 U	0.5 U	0.5 U	0.5 U	0.5 U	0.5 U	0.5 U	0.5 U	0.5 U	0.5 U	0.5 U	0.5 U	0.5 U	0.5 U	--	--	--	--
	July-10	--	--	0.5	0.5 U	0.5 U	--	0.5 UL	0.5 U	0.5 U	0.5 U	0.5 U	0.5 U	0.5 U	0.5 U	0.5 UL	0.5 U	0.5 U	0.5 UL	0.5 U	0.5 U	0.5 U	0.5 U	0.5 UL	0.5 UL	0.5 UL	0.5 U	0.5 U	0.5 UL	0.5 U	0.5 UL	0.5 U	--	--	--	--
	November-10	--	--	0.5	0.5 U	0.5 U	--	0.5 U	0.5 U	0.5 U	0.5 U	0.5 U	0.5 U	0.5 U	0.5 U	0.5 U	0.5 U	0.5 U	0.5 U	0.5 U	0.5 U	0.5 U	0.5 U	0.5 U	0.5 U	0.5 U	0.5 U	0.5 U	0.5 U	0.5 U	0.5 U	0.5 U	--	--	--	--
	February-11	--	--	0.5	--	--	--	--	--	--	--	--	--	--	--	--	--	--	--	--	--	--	--	--	--	--	--	--	--	--	--	--	--	--	--	--
	May-11	--	--	0.5	--	--	--	--	--	--	--	--	--	--	--	--	--	--	--	--	--	--	--	--	--	--	--	--	--	--	--	--	--	--	--	--
	September-11	--	--	0.5	--	--	--	--	--	--	--	0.5 U	0.5 U	0.5 U	0.5 U	--	--	--	--	0.5 U	0.5 U	0.5 U	0.5 U	0.5 U	0.5 U	0.5 U	0.5 U	0.5 U	0.5 U	--	--	--	--	--	--	--
	December-11	--	--	0.5	--	--	--	--	--	--	--	--	--	--	--	--	--	--	--	--	--	--	--	--	--	--	--	--	--	--	--	--	--	--	--	--
	February-12	--	--	0.5	--	--	--	--	--	--	--	--	--	--	--	--	--	--	--	--	--	--	--	--	--	--	--	--	--	--	--	--	ND	ND	--	--
	August-12	--	--	0.5	--	--	--	--	--	--	--	ND	ND	ND	ND	--	--	--	--	ND	ND	ND	ND	ND	ND	ND	ND	ND	ND	--	--	--	--	--	--	--
	August-13	8260B	0.64	2.0	--	--	--	--	--	--	--	ND	ND	ND	ND	--	--	--	--	ND	ND	ND	ND	ND	ND	ND	ND	ND	ND	--	--	--	ND	ND	--	--
	August-14	EPA 8260B	0.64	2.0	--	--	--	--	--	--	--	ND	ND	ND	ND	--	--	--	--	ND	ND	ND	ND	ND	ND	ND	ND	ND	ND	--	--	--	ND	ND	ND	--
Methylene Chloride	January-10	--	--	0.5	--	--	--	0.5 U	0.5 U	0.5 U	0.5 U	0.5 U	0.5 U	0.5 U	0.5 U	0.5 U	0.5 U	0.5 U	0.5 U	0.5 U	0.5 U	0.5 U	0.5 U	0.5 U	0.5 U	0.5 U	NA	0.5 U	0.5 U	0.5 U	--	0.5 U	--	--	--	--
MCL = 5	April-10	--	--	0.5	0.97 B	0.65 B	--	0.56 B	0.9 B	0.64 B	0.67 B	0.76 B	0.83 B	0.65 B	0.85 B	0.34 B	0.5 U	0.5 U	0.5 U	0.5 U	0.5 U	0.5 U	0.5 U	0.92 B	0.5 B	0.32 B	0.25 B	0.42 B	0.32 B	0.65 B	0.64 B	0.94 B	--	--	--	--
	July-10	--	--	0.5	0.5 U	0.5 U	--	0.5 UL	0.5 U	0.5 U	0.5 U	0.5 U	0.5 U	0.5 U	0.5 U	0.5 UL	0.5 U	0.5 U	0.5 UL	0.5 U	0.5 U	0.5 U	0.5 U	0.5 UL	0.5 UL	0.5 UL	0.5 U	0.5 U	0.5 UL	0.5 U	0.5 UL	0.5 U	--	--	--	--
	November-10	--	--	0.5	0.5 U	0.5 UL	--	0.5 UL	0.5 UL	0.5 UL	0.5 U	0.5 U	0.5 U	0.5 U	0.5 U	0.5 U	0.5 U	0.5 U	0.5 U	0.5 UL	0.5 U	0.5 U	0.5 UL	0.1 B	0.11 B	0.098 B	0.5 U	0.5 U	0.5 U	0.5 U	0.5 U	0.5 UL	--	--	--	--
	February-11	--	--	0.5	--	--	--	--	--	--	--	--	--	--	--	--	--	--	--	--	--	--	--	--	--	--	--	--	--	--	--	--	--	--	--	--
	May-11	--	--	0.5	--	--	--	--	--	--	--	--	--	--	--	--	--	--	--	--	--	--	--	--	--	--	--	--	--	--	--	--	--	--	--	--
	September-11	--	--	0.5	--	--	--	--	--	--	--	0.5 U	0.5 U	0.5 U	0.5 U	--	--	--	--	0.5 UL	0.5 U	0.5 UL	0.5 U	0.5 U	0.5 U	0.5 U	0.5 U	0.5 U	0.5 U	--	--	--	--	--	--	--
	December-11	--	--	0.5	--	--	--	--	--	--	--	--	--	--	--	--	--	--	--	--	--	--	--	--	--	--	--	--	--	--	--	--	--	--	--	--
	February-12	--	--	0.5	--	--	--	--	--	--	--	--	--	--	--	--	--	--	--	--	--	--	--	--	--	--	--	--	--	--	--	--	ND	ND	--	--
	August-12	--	--	0.5	--	--	--	--	--	--	--	ND	ND	ND	ND	--	--	--	--	ND	ND	ND	ND	ND	ND	ND	ND	ND	ND	--	--	--	--	--	--	--
	August-13	8260B	0.71	2.0	--	--	--	--	--	--	--	ND	ND	ND	ND	--	--	--	--	ND	ND	ND	ND	ND	ND	ND	ND	ND	ND	--	--	--	ND	ND	--	--
	August-14	EPA 8260B	0.71	2.0	--	--	--	--	--	--	--	ND	ND	ND	ND	--	--	--	--	ND	ND	ND	ND	ND	ND	ND	ND	ND	ND	--	--	--	ND	ND	ND	--
O-xylene	January-10	--	--	0.5	--	--	--	0.5 U	0.5 U	0.5 U	0.5 U	0.5 U	0.5 U	0.5 U	0.5 U	0.5 U	0.5 U	0.5 U	0.5 U	0.5 U	0.5 U	0.5 U	0.5 U	0.5 U	0.5 U	0.5 U	NA	0.5 U	0.5 U	0.5 U	--	0.5 U	--	--	--	--
MCL = 10,000	April-10	--	--	0.5	0.5 U	0.5 U	--	0.5 U	0.5 U	0.5 U	0.5 U	0.5 U	0.5 U	0.5 U	0.5 U	0.5 U	0.5 U	0.5 U	0.5 U	0.5 U	0.5 U	0.5 U	0.5 U	0.5 U	0.5 U	0.5 U	0.5 U	0.5 U	0.5 U	0.5 U	0.5 U	0.5 U	--	--	--	--
	July-10	--	--	0.5	0.5 U	0.5 U	--	0.5 UL	0.5 U	0.5 U	0.5 U	0.5 U	0.5 U	0.5 U	0.5 U	0.5 UL	0.5 U	0.5 U	0.5 UL	0.5 U	0.5 U	0.5 U	0.5 U	0.5 UL	0.5 UL	0.5 UL	0.5 U	0.5 U	0.5 UL	0.5 U	0.5 UL	0.5 U	--	--	--	--
	November-10	--	--	0.5	0.5 U	0.5 U	--	0.5 U	0.5 U	0.5 U	0.5 U	0.5 U	0.5 U	0.5 U	0.5 U	0.5 U	0.5 U	0.5 U	0.5 U	0.5 U	0.5 U	0.5 U	0.5 U	0.5 U	0.5 U	0.5 U	0.5 U	0.5 U	0.5 U	0.5 U	0.5 U	0.5 U	--	--	--	--
	February-11	--	--	0.5	--	--	--	--	--	--	--	--	--	--	--	--	--	--	--	--	--	--	--	--	--	--	--	--	--	--	--	--	--	--	--	--
	May-11	--	--	0.5	--	--	--	--	--	--	--	--	--	--	--	--	--	--	--	--	--	--	--	--	--	--	--	--	--	--	--	--	--	--	--	--
	September-11	--	--	0.5	--	--	--	--	--	--	--	0.5 U	0.5 U	0.5 U	0.5 U	--	--	--	--	0.5 U	0.5 U	0.5 U	0.5 U	0.5 U	0.5 U	0.5 U	0.5 U	0.5 U	0.5 U	--	--	--	--	--	--	--
	December-11	--	--	0.5	--	--	--	--	--	--	--	--	--	--	--	--	--	--	--	--	--	--	--	--	--	--	--	--	--	--	--	--	--	--	--	--
	February-12	--	--	0.5	--	--	--	--	--	--	--	--	--	--	--	--	--	--	--	--	--	--	--	--	--	--	--	--	--	--	--	--	ND	ND	--	--
	August-12	--	--	0.5	--	--	--	--	--	--	--	ND	ND	ND	ND	--	--	--	--	ND	ND	ND	ND	ND	ND	ND	ND	ND	ND	--	--	--	--	--	--	--
	August-13	8260B	0.53	1.0	--	--	--	--	--	--	--	ND	ND	ND	ND	--	--	--	--	ND	ND	ND	ND	ND	ND	ND	ND	ND	ND	--	--	--	ND	ND	--	--
	August-14	EPA 8260B	0.53	1.0	--	--	--	--	--	--	--	ND	ND	ND	ND	--	--	--	--	ND	ND	ND	ND	ND	ND	ND	ND	ND	ND	--	--	--	ND	ND	ND	--

TABLE 12

SUMMARY OF DETECTED ORGANIC COUMPOUNDS
GROUNDWATER SAMPLING LOCATIONS
KIM STAN LANDFILL

Analyte	Sample Collection Date	EPA Method	DL	QL	LF-10	LF-11D	LF-11S	LF-12D	LF-12S	LF-13	LF-14	LF-15D	LF-15S	LF-16D	LF-16S	MW-01D	MW-01S	MW-02D	MW-02S	MW-03D	MW-03S	MW-04D	MW-04S	MW-05D	MW-05S	MW-06D	MW-06S	MW-07D	MW-07S	MW-08D	MW-10D	MW-10S	PZ-01	PZ-02	Trip Blank	Method Blank
Styrene	January-10	--	--	0.5	--	--	--	0.5 U	0.5 U	0.5 U	0.5 U	0.5 U	0.5 U	0.5 U	0.5 U	0.5 U	0.5 U	0.5 U	0.5 U	0.5 U	0.5 U	0.5 U	0.5 U	0.5 U	0.5 U	0.5 U	NA	0.5 U	0.5 U	0.5 U	--	0.5 U	--	--	--	--
MCL = 100	April-10	--	--	0.5	0.5 U	0.5 U	--	0.5 U	0.5 U	0.5 U	0.5 U	0.5 U	0.5 U	0.5 U	0.5 U	0.5 U	0.5 U	0.5 U	0.5 U	0.5 U	0.5 U	0.5 U	0.5 U	0.5 U	0.5 U	0.5 U	0.5 U	0.5 U	0.5 U	0.5 U	0.5 U	0.5 U	--	--	--	--
	July-10	--	--	0.5	0.5 U	0.5 U	--	0.5 UL	0.5 U	0.5 U	0.5 U	0.5 U	0.5 U	0.5 U	0.5 U	0.5 UL	0.5 U	0.5 U	0.5 UL	0.5 U	0.5 U	0.5 U	0.5 U	0.5 UL	0.5 UL	0.5 UL	0.5 U	0.5 U	0.5 UL	0.5 U	0.5 UL	0.5 U	--	--	--	--
	November-10	--	--	0.5	0.5 U	0.5 U	--	0.5 U	0.5 U	0.5 U	0.5 U	0.5 U	0.5 U	0.5 U	0.5 U	0.5 U	0.5 U	0.5 U	0.5 U	0.5 U	0.5 U	0.5 U	0.5 U	0.5 U	0.5 U	0.5 U	0.5 U	0.5 U	0.5 U	0.5 U	0.5 U	0.5 U	--	--	--	--
	February-11	--	--	0.5	--	--	--	--	--	--	--	--	--	--	--	--	--	--	--	--	--	--	--	--	--	--	--	--	--	--	--	--	--	--	--	--
	May-11	--	--	0.5	--	--	--	--	--	--	--	--	--	--	--	--	--	--	--	--	--	--	--	--	--	--	--	--	--	--	--	--	--	--	--	--
	September-11	--	--	0.5	--	--	--	--	--	--	--	0.5 U	0.5 U	0.5 U	0.5 U	--	--	--	--	0.5 U	0.5 U	0.5 U	0.5 U	0.5 U	0.5 U	0.5 U	0.5 U	0.5 U	0.5 U	--	--	--	--	--	--	--
	December-11	--	--	0.5	--	--	--	--	--	--	--	--	--	--	--	--	--	--	--	--	--	--	--	--	--	--	--	--	--	--	--	--	--	--	--	--
	February-12	--	--	0.5	--	--	--	--	--	--	--	--	--	--	--	--	--	--	--	--	--	--	--	--	--	--	--	--	--	--	--	--	ND	ND	--	--
	August-12	--	--	0.5	--	--	--	--	--	--	--	ND	ND	ND	ND	--	--	--	--	ND	ND	ND	ND	ND	ND	ND	ND	ND	ND	--	--	--	--	--	--	--
	August-13	8260B	0.61	1.0	--	--	--	--	--	--	--	ND	ND	ND	ND	--	--	--	--	ND	ND	ND	ND	ND	ND	ND	ND	ND	ND	--	--	--	ND	ND	--	--
	August-14	EPA 8260B	0.61	1.0	--	--	--	--	--	--	--	ND	ND	ND	ND	--	--	--	--	ND	ND	ND	ND	ND	ND	ND	ND	ND	ND	--	--	--	ND	ND	ND	--
Tetrachloroethene	January-10	--	--	0.5	--	--	--	0.5 U	0.5 U	0.5 U	0.5 U	0.5 U	0.5 U	0.5 U	0.5 U	0.5 U	0.069 J	0.5 U	0.5 U	0.5 U	0.5 U	0.5 U	0.5 U	0.5 U	0.5 U	0.5 U	NA	0.5 U	0.5 U	0.5 U	--	0.5 U	--	--	--	--
MCL = 5	April-10	--	--	0.5	0.5 U	0.5 U	--	0.5 U	0.5 U	0.5 U	0.5 U	0.5 U	0.5 U	0.5 U	0.5 U	0.5 U	0.5 U	0.5 U	0.5 U	0.5 U	0.5 U	0.5 U	0.5 U	0.5 U	0.5 U	0.5 U	0.5 U	0.5 U	0.5 U	0.5 U	0.5 U	0.5 U	--	--	--	--
	July-10	--	--	0.5	0.5 U	0.5 U	--	0.5 UL	0.5 U	0.5 U	0.5 U	0.5 U	0.5 U	0.5 U	0.5 U	0.5 UL	0.5 U	0.5 U	0.5 UL	0.5 U	0.5 U	0.5 U	0.5 U	0.5 UL	0.5 UL	0.5 UL	0.5 U	0.5 U	0.5 UL	0.5 U	0.5 UL	0.5 U	--	--	--	--
	November-10	--	--	0.5	0.5 U	0.5 U	--	0.5 U	0.5 U	0.5 U	0.5 U	0.5 U	0.5 U	0.5 U	0.5 U	0.5 U	0.074 J	0.5 U	0.5 U	0.5 U	0.5 U	0.5 U	0.5 U	0.5 U	0.5 U	0.1 J	0.18 J	0.5 U	0.5 U	0.5 U	0.5 U	0.5 U	--	--	--	--
	February-11	--	--	0.5	--	--	--	--	--	--	--	--	--	--	--	--	--	--	--	--	--	--	--	--	--	--	--	--	--	--	--	--	--	--	--	--
	May-11	--	--	0.5	--	--	--	--	--	--	--	--	--	--	--	--	--	--	--	--	--	--	--	--	--	--	--	--	--	--	--	--	--	--	--	--
	September-11	--	--	0.5	--	--	--	--	--	--	--	0.5 U	0.5 U	0.5 U	0.5 U	--	--	--	--	0.5 U	0.5 U	0.5 U	0.5 U	0.5 U	0.5 U	0.5 U	0.5 U	0.5 U	0.5 U	--	--	--	--	--	--	--
	December-11	--	--	0.5	--	--	--	--	--	--	--	--	--	--	--	--	--	--	--	--	--	--	--	--	--	--	--	--	--	--	--	--	--	--	--	--
	February-12	--	--	0.5	--	--	--	--	--	--	--	--	--	--	--	--	--	--	--	--	--	--	--	--	--	--	--	--	--	--	--	--	ND	ND	--	--
	August-12	--	--	1.5	--	--	--	--	--	--	--	ND	ND	ND	ND	--	--	--	--	ND	ND	ND	ND	ND	ND	ND	ND	ND	ND	--	--	--	--	--	--	--
	August-13	8260B	0.76	1.0	--	--	--	--	--	--	--	ND	ND	ND	ND	--	--	--	--	ND	ND	ND	ND	ND	ND	ND	ND	ND	ND	--	--	--	ND	ND	--	--
	August-14	EPA 8260B	0.76	1.0	--	--	--	--	--	--	--	ND	ND	ND	ND	--	--	--	--	ND	ND	ND	ND	ND	ND	ND	ND	ND	ND	--	--	--	ND	ND	ND	--
Toluene	January-10	--	--	0.5	--	--	--	0.5 U	0.5 U	0.5 U	0.5 U	0.5 U	0.5 U	0.5 U	0.5 U	0.5 U	0.5 U	0.5 U	0.5 U	0.5 U	0.5 U	0.5 U	0.5 U	0.5 U	0.5 U	0.5 U	NA	0.5 U	0.5 U	0.5 U	--	0.5 U	--	--	--	--
MCL = 1,000	April-10	--	--	0.5	0.5 U	0.5 U	--	0.5 U	0.5 U	0.5 U	0.5 U	0.5 U	0.5 U	0.5 U	0.5 U	0.5 U	0.5 U	0.5 U	0.5 U	0.5 U	0.5 U	0.5 U	0.5 U	0.5 U	0.5 U	0.5 U	0.5 U	0.5 U	0.5 U	0.5 U	0.5 U	0.5 U	--	--	--	--
	July-10	--	--	0.5	0.5 U	0.5 U	--	0.5 UL	0.5 U	0.5 U	0.5 U	0.5 U	0.5 U	0.5 U	0.5 U	0.5 UL	0.5 U	0.5 U	0.5 UL	0.5 U	0.5 U	0.5 U	0.5 U	0.5 UL	0.5 UL	0.5 UL	0.5 U	0.5 U	0.5 UL	0.5 U	0.5 UL	0.5 U	--	--	--	--
	November-10	--	--	0.5	0.5 U	0.5 U	--	0.5 U	0.5 U	0.5 U	0.5 U	0.5 U	0.5 U	0.5 U	0.5 U	0.5 U	0.5 U	0.5 U	0.5 U	0.5 U	0.5 U	0.5 U	0.5 U	0.5 U	0.5 U	0.5 U	0.5 U	0.5 U	0.5 U	0.5 U	0.5 U	0.5 U	--	--	--	--
	February-11	--	--	0.5	--	--	--	--	--	--	--	--	--	--	--	--	--	--	--	--	--	--	--	--	--	--	--	--	--	--	--	--	--	--	--	--
	May-11	--	--	0.5	--	--	--	--	--	--	--	--	--	--	--	--	--	--	--	--	--	--	--	--	--	--	--	--	--	--	--	--	--	--	--	--
	September-11	--	--	0.5	--	--	--	--	--	--	--	0.5 U	0.5 U	0.5 U	0.5 U	--	--	--	--	0.5 U	0.5 U	0.5 U	0.5 U	0.5 U	0.5 U	0.5 U	0.5 U	0.5 U	0.5 U	--	--	--	--	--	--	--
	December-11	--	--	0.5	--	--	--	--	--	--	--	--	--	--	--	--	--	--	--	--	--	--	--	--	--	--	--	--	--	--	--	--	--	--	--	--
	February-12	--	--	0.5	--	--	--	--	--	--	--	--	--	--	--	--	--	--	--	--	--	--	--	--	--	--	--	--	--	--	--	--	ND	ND	--	--
	August-12	--	--	0.5	--	--	--	--	--	--	--	ND	ND	ND	ND	--	--	--	--	ND	ND	ND	ND	ND	ND	ND	ND	ND	ND	--	--	--	--	--	--	--
	August-13	8260B	0.72	1.0	--	--	--	--	--	--	--	ND	ND	ND	ND	--	--	--	--	ND	ND	ND	ND	ND	ND	ND	ND	ND	ND	--	--	--	ND	ND	--	--
	August-14	EPA 8260B	0.72	1.0	--	--	--	--	--	--	--	ND	ND	ND	ND	--	--	--	--	ND	ND	ND	ND	ND	ND	ND	ND	ND	ND	--	--	--	ND	ND	ND	--
trans-1,3-Dichloropropene	January-10	--	--	0.5	--	--	--	0.5 U	0.5 U	0.5 U	0.5 U	0.5 U	0.5 U	0.5 U	0.5 U	0.5 U	0.5 U	0.5 U	0.5 U	0.5 U	0.5 U	0.5 U	0.5 U	0.5 U	0.5 U	0.5 U	NA	0.5 U	0.5 U	0.5 U	--	0.5 U	--	--	--	--
NO MCL	April-10	--	--	0.5	0.5 U	0.5 U	--	0.5 U	0.5 U	0.5 U	0.5 U	0.5 U	0.5 U	0.5 U	0.5 U	0.5 U	0.5 U	0.5 U	0.5 U	0.5 U	0.5 U	0.5 U	0.5 U	0.5 U	0.5 U	0.5 U	0.5 U	0.5 U	0.5 U	0.5 U	0.5 U	0.5 U	--	--	--	--
	July-10	--	--	0.5	0.5 U	0.5 U	--	0.5 UL	0.5 U	0.5 U	0.5 U	0.5 U	0.5 U	0.5 U	0.5 U	0.5 UL	0.5 U	0.5 U	0.5 UL	0.5 U	0.5 U	0.5 U	0.5 U	0.5 UL	0.5 UL	0.5 UL	0.5 U	0.5 U	0.5 UL	0.5 U	0.5 UL	0.5 U	--	--	--	--
	November-10	--	--	0.5	0.5 U	0.5 U	--	0.5 U	0.5 U	0.5 U	0.5 U	0.5 U	0.5 U	0.5 U	0.5 U	0.5 U	0.5 U	0.5 U	0.5 U	0.5 U	0.5 U	0.5 U	0.5 U	0.5 U	0.5 U	0.5 U	0.5 U	0.5 U	0.5 U	0.5 U	0.5 U	0.5 U	--	--	--	--
	February-11	--	--	0.5	--	--	--	--	--	--	--	--	--	--	--	--	--	--	--	--	--	--	--	--	--	--	--	--	--	--	--	--	--	--	--	--
	May-11	--	--	0.5	--	--	--	--	--	--	--	--	--	--	--	--	--	--	--	--	--	--	--	--	--	--	--	--	--	--	--	--	--	--	--	--
	September-11	--	--	0.5	--	--	--	--	--	--	--	0.5 U	0.5 U	0.5 U	0.5 U	--	--	--	--	0.5 U	0.5 U	0.5 U	0.5 U	0.5 U	0.5 U	0.5 U	0.5 U	0.5 U	0.5 U	--	--	--	--	--	--	--
	December-11	--	--	0.5	--	--	--	--	--	--	--	--	--	--	--	--	--	--	--	--	--	--	--	--	--	--	--	--	--	--	--	--	--	--	--	--
	February-12	--	--	0.5	--	--	--	--	--	--	--	--	--	--	--	--	--	--	--	--	--	--	--	--	--	--	--	--	--	--	--	--	ND	ND	--	--
	August-12	--	--	0.5	--	--	--	--	--	--	--	ND	ND	ND	ND	--	--	--	--	ND	ND	ND	ND	ND	ND	ND	ND	ND	ND	--	--	--	--	--	--	--
	August-13	8260B	0.73	1.0	--	--	--	--	--	--	--	ND	ND	ND	ND	--	--	--	--	ND	ND	ND	ND	ND	ND	ND	ND	ND	ND	--	--	--	ND	ND	--	--
	August-14	EPA 8260B	0.73	1.0	--	--	--	--	--	--	--	ND	ND	ND	ND	--	--	--	--	ND	ND	ND	ND	ND	ND	ND	ND	ND	ND	--	--	--	ND	ND	ND	--
Trichloroethene	January-10	--	--	0.5	--	--	--	0.5 U	0.5 U	0.5 U	0.5 U	0.5 U	0.5 U	0.5 U	0.5 U	0.5 U	0.5 U	0.5 U	0.5 U	0.5 U	0.5 U	0.5 U	0.5 U	0.5 U	0.5 U	0.5 U	NA	0.5 U	0.5 U	0.5 U	--	0.5 U	--	--	--	--
MCL = 5	April-10	--	--	0.5	0.5 U	0.5 U	--	0.5 U	0.5 U	0.5 U	0.5 U	0.5 U	0.5 U	0.5 U	0.5 U	0.5 U	0.5 U	0.5 U	0.5 U	0.5 U	0.5 U	0.5 U	0.5 U	0.5 U	0.5 U	0.5 U	0.5 U	0.5 U	0.5 U	0.5 U	0.5 U	0.5 U	--	--	--	--
	July-10	--	--	0.5	0.5 U	0.5 U	--	0.5 UL	0.5 U	0.5 U	0.5 U	0.5 U	0.5 U	0.5 U	0.5 U	0.5 UL	0.5 U	0.5 U	0.5 UL	0.5 U	0.5 U	0.5 U	0.5 U	0.5 UL	0.5 UL	0.5 UL	0.5 U	0.5 U	0.5 UL	0.5 U	0.5 UL	0.5 U	--	--	--	--
	November-10	--	--	0.5	0.5 U	0.5 U	--	0.5 U	0.5 U	0.5 U	0.5 U	0.5 U	0.5 U	0.5 U	0.5 U	0.5 U	0.5 U	0.5 U	0.5 U	0.5 U	0.5 U	0.5 U	0.5 U	0.5 U	0.5 U	0.064 J	0.096 J	0.5 U	0.5 U	0.5 U	0.5 U	0.5 U	--	--	--	--
	February-11	--	--	0.5	--	--	--	--	--	--	--	--	--	--	--	--	--	--	--	--	--	--	--	--	--	--	--	--	--	--	--	--	--	--	--	--
	May-11	--	--	0.5	--	--	--	--	--	--	--	--	--	--	--	--	--	--	--	--	--	--	--	--	--	--	--	--	--	--	--	--	--	--	--	--
	September-11	--	--	0.5	--	--	--	--	--	--	--	0.5 U	0.5 U	0.5 U	0.5 U	--	--	--	--	0.5 U	0.5 U	0.5 U	0.5 U	0.5 U	0.5 U	0.5 U	0.5 U	0.5 U	0.5 U	--	--	--	--	--	--	--
	December-11	--	--	0.5	--	--	--	--	--	--	--	--	--	--	--	--	--	--	--	--	--	--	--	--	--	--	--	--	--	--	--	--	--	--	--	--
	February-12	--	--	0.5	--	--	--	--	--	--	--	--	--	--	--	--	--	--	--	--	--	--	--	--	--	--	--	--	--	--	--	--	ND	ND	--	--
	August-12	--	--	1.5	--	--	--	--	--	--	--	ND	ND	ND	ND	--	--	--	--	ND	ND	ND	ND	ND	ND	ND	ND	ND	ND	--	--	--	--	--	--	--
	August-13	8260B	0.89	1.0	--	--	--	--	--	--	--	ND	ND	ND	ND	--	--	--	--	ND	ND	ND	ND	ND	ND	ND	ND	ND	ND	--	--	--	ND	ND	--	--
	August-14	EPA 8260B	0.89	1.0	--	--	--	--	--	--	--	ND	ND	ND	ND	--	--	--	--	ND	ND	ND	ND	ND	ND	ND	ND	ND	ND	--	--	--	ND	ND	ND	--
Trichlorofluoromethane	January-10	--	--	0.5	--	--	--	0.5 U	0.5 U	0.5 U	0.5 U	0.5 U	0.5 U	0.5 U	0.5 U	0.5 UL	0.5 U	0.5 U	0.5 U	0.5 U	0.5 U	0.5 U	0.5 U	0.5 U	0.5 U	0.5 U	NA	0.5 U	0.5 U	0.5 U	--	0.5 U	--	--	--	--
No MCL	April-10	--	--	0.5	0.5 U	0.5 U	--	0.5 U	0.5 U	0.5 U	0.5 U	0.5 U	0.5 U	0.5 U	0.5 U	0.5 U	0.5 U	0.5 U	0.5 U	0.5 U	0.5 U	0.5 U	0.5 U	0.5 U	0.5 U	0.5 U	0.5 U	0.5 U	0.5 U	0.5 U	0.5 U	0.5 U	--	--	--	--
	July-10	--	--	0.5	0.5 U	0.5 U	--	0.5 UL	0.5 U	0.5 U	0.5 U	0.5 U	0.5 U	0.5 U	0.5 U	0.5 UL	0.5 U	0.5 U	0.5 UL	0.5 U	0.5 U	0.5 U	0.5 U	0.5 UL	0.5 UL	0.5 UL	0.5 U	0.5 U	0.5 UL	0.5 U	0.5 UL	0.5 U	--	--	--	--
	November-10	--	--	0.5	0.5 U	0.5 UL	--	0.5 UL	0.5 UL	0.5 UL	0.5 U	0.5 U	0.5 U	0.5 U	0.5 U	0.5 U	0.5 U	0.5 U	0.5 U	0.5 UL	0.5 U	0.5 U	0.5 UL	0.5 U	0.5 U	0.5 U	0.5 U	0.5 U	0.5 U	0.5 U	0.5 U	0.5 UL	--	--	--	--
	February-11	--	--	0.5	--	--	--	--	--	--	--	--	--	--	--	--	--	--	--	--	--	--	--	--	--	--	--	--	--	--	--	--	--	--	--	--
	May-11	--	--	0.5	--	--	--	--	--	--	--	--	--	--	--	--	--	--	--	--	--	--	--	--	--	--	--	--	--	--	--	--	--	--	--	--
	September-11	--	--	0.5	--	--	--	--	--	--	--	0.5 U	0.5 U	0.5 U	0.5 U	--	--	--	--	0.5 UL	0.5 U	0.5 UL	0.5 U	0.5 U	0.5 U	0.5 U	0.5 U	0.5 U	0.5 U	--	--	--	--	--	--	--
	December-11	--	--	0.5	--	--	--	--	--	--	--	--	--	--	--	--	--	--	--	--	--	--	--	--	--	--	--	--	--	--	--	--	--	--	--	--
	February-12	--	--	0.5	--	--	--	--	--	--	--	--	--	--	--	--	--	--	--	--	--	--	--	--	--	--	--	--	--	--	--	--	ND	ND	--	--
	August-12	--	--	1.5	--	--	--	--	--	--	--	ND	ND	ND	ND	--	--	--	--	ND	ND	ND	ND	ND	ND	ND	ND	ND	ND	--	--	--	--	--	--	--
	August-13	8260B	0.94	1.0	--	--	--	--	--	--	--	ND	ND	ND	ND	--	--	--	--	ND	ND	ND	ND	ND	ND	ND	ND	ND	ND	--	--	--	ND	ND	--	--
	August-14	EPA 8260B	0.94	1.0	--	--	--	--	--	--	--	ND	ND	ND	ND	--	--	--	--	ND	ND	ND	ND	ND	ND	ND	ND	ND	ND	--	--	--	ND	ND	ND	--
Vinyl Chloride	January-10	--	--	0.5	--	--	--	0.5 U	0.5 U	0.5 U	0.5 U	0.5 U	0.5 U	0.5 U	0.5 U	0.5 U	0.5 U	0.5 U	0.5 U	0.5 U	0.5 U	0.5 U	0.59	0.22 J	0.5 U	0.5 U	NA	0.5 U	0.5 U	0.5 U	--	0.5 U	--	--	--	--
MCL = 2	April-10	--	--	0.5	0.5 U	0.5 U	--	0.5 U	0.5 U	0.5 U	0.5 U	0.5 U	0.5 U	0.5 U	0.5 U	0.5 U	0.5 U	0.5 U	0.5 U	0.5 U	0.5 U	0.5 U	0.5 U	0.5 U	0.5 U	0.5 U	0.5 U	0.5 U	0.5 U	0.5 U	0.5 U	0.5 U	--	--	--	--
	July-10	--	--	0.5	0.5 U	0.5 U	--	0.5 UL	0.5 U	0.5 U	0.5 U	0.5 U	0.5 U	0.5 U	0.5 U	0.5 UL	0.5 U	0.5 U	0.5 UL	0.5 U	0.5 U	0.5 U	0.5 U	0.5 UL	0.5 UL	0.5 UL	0.5 U	0.5 U	0.5 UL	0.5 U	0.5 UL	0.5 U	--	--	--	--
	November-10	--	--	0.5	0.5 U	0.5 U	--	0.5 U	0.5 U	0.5 U	0.5 U	0.5 U	0.5 U	0.5 U	0.5 U	0.5 U	0.5 U	0.5 U	0.5 U	0.5 U	0.5 U	0.5 U	1.1 J	0.26 J	0.5 UJ	0.5 UJ	0.5 U	0.5 UJ	0.5 UJ	0.5 UJ	0.5 U	0.5 U	--	--	--	--
	February-11	--	--	0.5	--	--	--	--	--	--	--	--	--	--	--	--	--	--	--	--	--	--	--	--	--	--	--	--	--	--	--	--	--	--	--	--
	May-11	--	--	0.5	--	--	--	--	--	--	--	--	--	--	--	--	--	--	--	--	--	--	--	--	--	--	--	--	--	--	--	--	--	--	--	--
	September-11	--	--	0.5	--	--	--	--	--	--	--	0.5 U	0.5 U	0.5 U	0.5 U	--	--	--	--	0.5 U	0.5 U	0.5 U	0.5 U	0.5 U	0.5 U	0.5 U	0.5 U	0.5 U	0.5 U	--	--	--	--	--	--	--
	December-11	--	--	0.5	--	--	--	--	--	--	--	--	--	--	--	--	--	--	--	--	--	--	--	--	--	--	--	--	--	--	--	--	--	--	--	--
	February-12	--	--	0.5	--	--	--	--	--	--	--	--	--	--	--	--	--	--	--	--	--	--	--	--	--	--	--	--	--	--	--	--	ND	ND	--	--
	August-12	--	--	1.5	--	--	--	--	--	--	--	ND	ND	ND	ND	--	--	--	--	ND	ND	ND	ND	ND	ND	ND	ND	ND	ND	--	--	--	--	--	--	--
	August-13	8260B	0.71	1.0	--	--	--	--	--	--	--	ND	ND	ND	ND	--	--	--	--	ND	ND	ND	0.81 J	ND	ND	ND	ND	ND	ND	--	--	--	ND	ND	--	--
	August-14	EPA 8260B	0.71	1.0	--	--	--	--	--	--	--	ND	ND	ND	ND	--	--	--	--	ND	ND	ND	ND	ND	ND	ND	ND	ND	ND	--	--	--	ND	ND	ND	--
SVOCS																																				
2,4-Dimethylphenol	January-10	--	--	5	--	--	--	NA	5 U	5 U	5 U	5 U	5 U	5 U	5 U	5 U	5 U	5 U	5 U	5 U	5 U	5 U	5 U	5 U	0.33 J	5 U	NA	5 U	5 U	5 U	--	5 U	--	--	--	--
No MCL	April-10	--	--	5	5 U	5 U	--	5 U	5 U	5 U	5 U	5 U	5 U	5 U	5 U	5 U	5 U	5 U	5 U	5 U	5 U	5 U	5 U	5 U	5 U	5 U	5 U	5 U	5 U	5 U	5 U	5 U	--	--	--	--
	July-10	--	--	5	5 U	5 U	--	5 U	5 U	5 U	5 U	5 U	5 U	5 U	5 U	5 U	5 U	5 U	5 U	5 U	5 U	5 U	5 U	5 U	5 U	5 U	5 U	5 U	5 U	5 U	5 U	5 U	--	--	--	--
	November-10	--	--	5	5 U	5 U	--	5 U	5 U	5 U	5 U	5 U	5 U	5 U	5 U	5 U	5 U	5 U	5 U	5 U	5 U	5 U	5 U	5 U	5 U	5 U	5 U	5 U	5 U	5 U	5 U	5 U	--	--	--	--
	February-11	--	--	5	--	--	--	--	--	--	--	--	--	--	--	--	--	--	--	--	--	--	--	--	--	--	--	--	--	--	--	--	--	--	--	--
	May-11	--	--	5	--	--	--	--	--	--	--	--	--	--	--	--	--	--	--	--	--	--	--	--	--	--	--	--	--	--	--	--	--	--	--	--
	September-11	--	--	5	--	--	--	--	--	--	--	--	--	--	--	--	--	--	--	--	--	--	--	--	--	--	--	--	--	--	--	--	--	--	--	--
	December-11	--	--	5	--	--	--	--	--	--	--	--	--	--	--	--	--	--	--	--	--	--	--	--	--	--	--	--	--	--	--	--	--	--	--	--
	February-12	--	--	5	--	--	--	--	--	--	--	--	--	--	--	--	--	--	--	--	--	--	--	--	--	--	--	--	--	--	--	--	--	--	--	--
	August-12	8270	2.7	10	--	--	--	--	--	--	--	ND	ND	ND	ND	--	--	--	--	ND	ND	ND	ND	ND	ND	ND	ND	ND	ND	--	--	--	--	--	--	--
	August-13	8270D	2.7	10	--	--	--	--	--	--	--	ND	ND	ND	ND	--	--	--	--	ND	ND	ND	ND	ND	ND	ND	ND	ND	ND	--	--	--	--	--	--	--
	August-14	EPA 8270D	6.4	10	--	--	--	--	--	--	--	ND	ND	ND	ND	--	--	--	--	ND	ND	ND	ND	ND	ND	ND	--	ND	ND	--	--	--	--	--	--	--
2-Methylnaphthalene	January-10	--	--	0.1	--	--	--	NA	0.1 U	0.016 J	0.1 U	0.1 U	0.1 U	0.1 U	0.1 U	0.1 U	0.1 U	0.1 U	0.1 U	0.1 U	0.1 U	0.019 J	0.1 U	0.1 U	0.1 U	0.1 U	NA	0.1 U	0.1 U	0.1 U	--	0.1 U	--	--	--	--
No MCL	April-10	--	--	0.1	0.1 U	0.1 U	--	0.1 U	0.1 U	0.14	0.1 U	0.1 U	0.1 U	0.1 U	0.1 U	0.1 U	0.1 U	0.1 U	0.1 U	0.1 U	0.1 U	0.1 U	0.1 U	0.1 U	0.1 U	0.1 U	0.1 U	0.1 U	0.1 U	0.1 U	0.1 U	0.1 U	--	--	--	--
	July-10	--	--	0.1	0.1 U	0.1 U	--	0.1 U	0.1 U	0.1 U	0.1 U	0.1 U	0.1 U	0.1 U	0.1 U	0.1 U	0.1 U	0.1 U	0.1 U	0.1 U	0.1 U	0.1 U	0.1 U	0.1 U	0.1 U	0.1 U	0.1 U	0.1 U	0.1 U	0.1 U	0.1 U	0.1 U	--	--	--	--
	November-10	--	--	0.1	0.11 B	0.071 B	--	0.068 B	0.06 B	0.062 B	0.11 B	0.062 J	0.04 J	0.065 B	0.059 J	0.066 B	0.055 J	0.031 J	0.017 J	0.035 J	0.027 J	0.029 J	0.1 U	0.017 J	0.1 U	0.1 U	0.063 B	0.1 U	0.1 U	0.1 U	0.063 B	0.036 B	--	--	--	--
	February-11	--	--	0.1	--	--	--	--	--	--	--	--	--	--	--	--	--	--	--	--	--	--	--	--	--	--	--	--	--	--	--	--	--	--	--	--
	May-11	--	--	0.1	--	--	--	--	--	--	--	--	--	--	--	--	--	--	--	--	--	--	--	--	--	--	--	--	--	--	--	--	--	--	--	--
	September-11	--	--	0.1	--	--	--	--	--	--	--	--	--	--	--	--	--	--	--	--	--	--	--	--	--	--	--	--	--	--	--	--	--	--	--	--
	December-11	--	--	0.1	--	--	--	--	--	--	--	--	--	--	--	--	--	--	--	--	--	--	--	--	--	--	--	--	--	--	--	--	--	--	--	--
	February-12	--	--	0.1	--	--	--	--	--	--	--	--	--	--	--	--	--	--	--	--	--	--	--	--	--	--	--	--	--	--	--	--	--	--	--	--
	August-12	8270	0.046	0.10	--	--	--	--	--	--	--	ND	ND	ND	ND	--	--	--	--	ND	ND	ND	ND	ND	ND	ND	ND	ND	ND	--	--	--	--	--	--	--
	August-13	8270	0.044	0.10	--	--	--	--	--	--	--	ND	ND	ND	ND	--	--	--	--	ND	ND	ND	ND	ND	ND	ND	ND	ND	ND	--	--	--	--	--	--	--
	August-14	EPA 8270D	0.044	0.10	--	--	--	--	--	--	--	ND	ND	ND	ND	--	--	--	--	ND	ND	ND	ND	ND	ND	ND	--	ND	ND	--	--	--	--	--	--	--
3 & 4-Methylphenol	January-10	--	--	5	--	--	--	NA	5 U	5 U	5 U	5 U	5 U	5 U	5 U	5 U	5 U	5 U	5 U	5 U	5 U	5 U	5 U	5 U	5 U	5 U	NA	5 U	5 U	5 U	--	5 U	--	--	--	--
No MCL	April-10	--	--	5	5 U	5 U	--	5 U	5 U	5 U	5 U	5 U	5 U	5 U	5 U	5 U	5 U	5 U	5 U	5 U	5 U	5 U	5 U	5 U	5 U	5 U	5 U	5 U	5 U	5 U	5 U	5 U	--	--	--	--
	July-10	--	--	5	5 U	5 U	--	5 U	5 U	5 U	5 U	5 U	5 U	5 U	5 U	5 U	5 U	5 U	5 U	5 U	5 U	5 U	5 U	5 U	5 U	5 U	5 U	5 U	5 U	5 U	5 U	5 U	--	--	--	--
	November-10	--	--	5	5 U	5 U	--	5 U	5 U	5 U	5 U	5 U	5 U	5 U	5 U	5 U	5 U	5 U	5 U	5 U	5 U	5 U	5 U	5 U	0.17 J	5 U	5 U	5 U	5 U	5 U	5 U	5 U	--	--	--	--
	February-11	--	--	5	--	--	--	--	--	--	--	--	--	--	--	--	--	--	--	--	--	--	--	--	--	--	--	--	--	--	--	--	--	--	--	--
	May-11	--	--	5	--	--	--	--	--	--	--	--	--	--	--	--	--	--	--	--	--	--	--	--	--	--	--	--	--	--	--	--	--	--	--	--
	September-11	--	--	5	--	--	--	--	--	--	--	5 U	5 U	5 U	5 U	--	--	--	--	5 U	5 U	5 U	5 U	5 U	5 U	5 U	5 U	5 U	5 U	--	--	--	--	--	--	--
	December-11	--	--	5	--	--	--	--	--	--	--	--	--	--	--	--	--	--	--	--	--	--	--	--	--	--	--	--	--	--	--	--	--	--	--	--
	February-12	--	--	5	--	--	--	--	--	--	--	--	--	--	--	--	--	--	--	--	--	--	--	--	--	--	--	--	--	--	--	--	--	--	--	--
	August-12	8270	4.5	10	--	--	--	--	--	--	--	ND	ND	ND	ND	--	--	--	--	ND	ND	ND	ND	ND	ND	ND	ND	ND	ND	--	--	--	--	--	--	--
	August-13	8270	4.5	10	--	--	--	--	--	--	--	ND	ND	ND	ND	--	--	--	--	ND	ND	ND	ND	ND	ND	ND	ND	ND	ND	--	--	--	--	--	--	--
	August-14	EPA 8270D	8.2	10	--	--	--	--	--	--	--	ND	ND	ND	ND	--	--	--	--	ND	ND	ND	ND	ND	ND	ND	--	ND	ND	--	--	--	--	--	--	--
Acenaphthene	January-10	--	--	0.1	--	--	--	NA	0.1 U	0.1 U	0.1 U	0.1 U	0.1 U	0.1 U	0.1 U	0.1 U	0.1 U	0.1 U	0.1 U	0.1 U	0.1 U	0.1 U	0.1 U	0.1 U	0.1 U	0.1 U	NA	0.1 U	0.1 U	0.1 U	--	0.1 U	--	--	--	--
No MCL	April-10	--	--	0.1	0.1 U	0.1 U	--	0.1 U	0.1 U	0.1 U	0.1 U	0.1 U	0.1 U	0.1 U	0.1 U	0.1 U	0.1 U	0.1 U	0.1 U	0.1 U	0.1 U	0.1 U	0.1 U	0.1 U	0.1 U	0.1 U	0.1 U	0.1 U	0.1 U	0.1 U	0.1 U	0.1 U	--	--	--	--
	July-10	--	--	0.1	0.1 U	0.1 U	--	0.1 U	0.1 U	0.1 U	0.1 U	0.1 U	0.1 U	0.1 U	0.1 U	0.1 U	0.1 U	0.1 U	0.1 U	0.1 U	0.1 U	0.1 U	0.1 U	0.1 U	0.1 U	0.1 U	0.1 U	0.1 U	0.1 U	0.1 U	0.1 U	0.1 U	--	--	--	--
	November-10	--	--	0.1	0.1 U	0.1 U	--	0.1 U	0.1 U	0.1 U	0.035 J	0.039 J	0.1 U	0.1 U	0.1 U	0.1 U	0.1 U	0.1 U	0.1 U	0.1 U	0.1 U	0.1 U	0.1 U	0.1 U	0.1 U	0.1 U	0.1 U	0.1 U	0.1 U	0.1 U	0.1 U	0.1 U	--	--	--	--
	February-11	--	--	0.1	--	--	--	--	--	--	--	--	--	--	--	--	--	--	--	--	--	--	--	--	--	--	--	--	--	--	--	--	--	--	--	--
	May-11	--	--	0.1	--	--	--	--	--	--	--	--	--	--	--	--	--	--	--	--	--	--	--	--	--	--	--	--	--	--	--	--	--	--	--	--
	September-11	--	--	0.1	--	--	--	--	--	--	--	--	--	--	--	--	--	--	--	--	--	--	--	--	--	--	--	--	--	--	--	--	--	--	--	--
	December-11	--	--	0.1	--	--	--	--	--	--	--	--	--	--	--	--	--	--	--	--	--	--	--	--	--	--	--	--	--	--	--	--	--	--	--	--
	February-12	--	--	0.1	--	--	--	--	--	--	--	--	--	--	--	--	--	--	--	--	--	--	--	--	--	--	--	--	--	--	--	--	--	--	--	--
	August-12	8270	0.049	0.10	--	--	--	--	--	--	--	ND	ND	ND	ND	--	--	--	--	ND	ND	ND	ND	ND	ND	ND	ND	ND	ND	--	--	--	--	--	--	--
	August-13	8270	0.037	0.10	--	--	--	--	--	--	--	ND	ND	ND	ND	--	--	--	--	ND	ND	ND	ND	ND	ND	ND	ND	ND	ND	--	--	--	--	--	--	--
	August-14	EPA 8270D	0.037	0.10	--	--	--	--	--	--	--	ND	ND	ND	ND	--	--	--	--	ND	ND	ND	ND	ND	ND	ND	--	ND	ND	--	--	--	--	--	--	--

TABLE 12

SUMMARY OF DETECTED ORGANIC COUMPOUNDS
GROUNDWATER-SAMPLING LOCATIONS
KIM STAN LANDFILL

Analyte	Sample Collection Date	EPA Method	DL	QL	LF-10	LF-11D	LF-11S	LF-12D	LF-12S	LF-13	LF-14	LF-15D	LF-15S	LF-16D	LF-16S	MW-01D	MW-01S	MW-02D	MW-02S	MW-03D	MW-03S	MW-04D	MW-04S	MW-05D	MW-05S	MW-06D	MW-06S	MW-07D	MW-07S	MW-08D	MW 10D	MW-10S	PZ-01	PZ-02	Trip Blank	Method Blank
Acenaphthylene	January-10	--	--	0.1	--	--	--	NA	0.1 U	0.1 U	0.1 U	0.1 U	0.1 U	0.1 U	0.1 U	0.1 U	0.1 U	0.1 U	0.1 U	0.1 U	0.1 U	0.1 U	0.1 U	0.1 U	0.1 U	0.1 U	NA	0.1 U	0.1 U	0.1 U	--	0.1 U	--	--	--	--
No MCL	April-10	--	--	0.1	0.1 U	0.1 U	--	0.1 U	0.1 U	0.1 U	0.1 U	0.1 U	0.1 U	0.1 U	0.1 U	0.1 U	0.1 U	0.1 U	0.1 U	0.1 U	0.1 U	0.1 U	0.1 U	0.1 U	0.1 U	0.1 U	0.1 U	0.1 U	0.1 U	0.1 U	0.1 U	0.1 U	--	--	--	--
	July-10	--	--	0.1	0.1 U	0.1 U	--	0.1 U	0.1 U	0.1 U	0.1 U	0.1 U	0.1 U	0.1 U	0.1 U	0.1 U	0.1 U	0.1 U	0.1 U	0.1 U	0.1 U	0.1 U	0.1 U	0.1 U	0.1 U	0.1 U	0.1 U	0.1 U	0.1 U	0.1 U	0.1 U	0.1 U	--	--	--	--
	November-10	--	--	0.1	0.1 U	0.1 U	--	0.1 U	0.1 U	0.1 U	0.038 J	0.1 U	0.1 U	0.1 U	0.1 U	0.1 U	0.1 U	0.015 J	0.1 U	0.1 U	0.1 U	0.1 U	0.1 U	0.1 U	0.1 U	0.1 U	0.1 U	0.1 U	0.1 U	0.1 U	0.1 U	0.1 U	--	--	--	--
	February-11	--	--	0.1	--	--	--	--	--	--	--	--	--	--	--	--	--	--	--	--	--	--	--	--	--	--	--	--	--	--	--	--	--	--	--	--
	May-11	--	--	0.1	--	--	--	--	--	--	--	--	--	--	--	--	--	--	--	--	--	--	--	--	--	--	--	--	--	--	--	--	--	--	--	--
	September-11	--	--	0.1	--	--	--	--	--	--	--	--	--	--	--	--	--	--	--	--	--	--	--	--	--	--	--	--	--	--	--	--	--	--	--	--
	December-11	--	--	0.1	--	--	--	--	--	--	--	--	--	--	--	--	--	--	--	--	--	--	--	--	--	--	--	--	--	--	--	--	--	--	--	--
	February-12	--	--	0.1	--	--	--	--	--	--	--	--	--	--	--	--	--	--	--	--	--	--	--	--	--	--	--	--	--	--	--	--	--	--	--	--
	August-12	8270	0.052	0.10	--	--	--	--	--	--	--	ND	ND	ND	ND	--	--	--	--	ND	ND	ND	ND	ND	ND	ND	ND	ND	ND	--	--	--	--	--	--	--
	August-13	8270	0.036	0.10	--	--	--	--	--	--	--	ND	ND	ND	ND	--	--	--	--	ND	ND	ND	ND	ND	ND	ND	ND	ND	ND	--	--	--	--	--	--	--
	August-14	EPA 8270D	0.036	0.10	--	--	--	--	--	--	--	ND	ND	ND	ND	--	--	--	--	ND	ND	ND	ND	ND	ND	ND	--	ND	ND	--	--	--	--	--	--	--
Acetophenone	January-10	--	--	5	--	--	--	NA	5 U	5 U	5 U	5 U	5 U	5 U	5 U	5 U	5 U	5 U	5 U	5 U	5 U	5 U	5 U	5 U	5 U	5 U	NA	5 U	5 U	5 U	--	5 U	--	--	--	--
No MCL	April-10	--	--	5	5 U	5 U	--	5 U	5 U	5 U	5 U	5 U	5 U	5 U	5 U	5 U	5 U	5 U	5 U	5 U	5 U	5 U	5 U	5 U	5 U	5 U	5 U	5 U	5 U	5 U	5 U	5 U	--	--	--	--
	July-10	--	--	5	5 U	5 U	--	5 U	5 U	5 U	5 U	5 U	5 U	5 U	5 U	5 U	5 U	5 U	5 U	5 U	5 U	5 U	5 U	5 U	5 U	5 U	5 U	5 U	5 U	5 U	5 U	5 U	--	--	--	--
	November-10	--	--	5	1.7 B	1.2 B	--	1.7 B	1.3 B	1.3 B	1.5 B	1.3 J	1.5 J	1.5 B	1.4 J	1.6 B	1.3 B	0.6 B	0.31 B	1.3 B	1.2 B	1.3 B	0.31 B	0.53 B	0.29 B	0.29 B	1.6 B	0.36 B	0.27 B	0.19 B	1.5 B	1.3 B	--	--	--	--
	February-11	--	--	5	--	--	--	--	--	--	--	--	--	--	--	--	--	--	--	--	--	--	--	--	--	--	--	--	--	--	--	--	--	--	--	--
	May-11	--	--	5	--	--	--	--	--	--	--	5 U	5 U	5 U	5 U	--	--	--	--	5 U	5 U	5 U	5 U	5 U	5 U	5 U	5 U	5 U	5 U	--	--	--	--	--	--	--
	September-11	--	--	5	--	--	--	--	--	--	--	--	--	--	--	--	--	--	--	--	--	--	--	--	--	--	--	--	--	--	--	--	--	--	--	--
	December-11	--	--	5	--	--	--	--	--	--	--	--	--	--	--	--	--	--	--	--	--	--	--	--	--	--	--	--	--	--	--	--	--	--	--	--
	February-12	--	--	5	--	--	--	--	--	--	--	--	--	--	--	--	--	--	--	--	--	--	--	--	--	--	--	--	--	--	--	--	--	--	--	--
	August-12	8270	3.0	10	--	--	--	--	--	--	--	ND	ND	ND	ND	--	--	--	--	ND	ND	ND	ND	ND	ND	ND	ND	ND	ND	--	--	--	--	--	--	--
	August-13	8270	3.0	10	--	--	--	--	--	--	--	ND	ND	ND	ND	--	--	--	--	ND	ND	ND	ND	ND	ND	ND	ND	ND	ND	--	--	--	--	--	--	--
	August-14	EPA 8270D	3.8	10	--	--	--	--	--	--	--	ND	ND	ND	ND	--	--	--	--	ND	ND	ND	ND	ND	ND	ND	--	ND	ND	--	--	--	--	--	--	--
Anthracene	January-10	--	--	0.1	--	--	--	NA	0.1 U	0.1 U	0.1 U	0.1 U	0.1 U	0.1 U	0.1 U	0.1 U	0.1 U	0.1 U	0.1 U	0.1 U	0.1 U	0.1 U	0.1 U	0.1 U	0.1 U	0.1 U	NA	0.1 U	0.061 J	0.1 U	--	0.1 U	--	--	--	--
No MCL	April-10	--	--	0.1	0.1 U	0.1 U	--	0.1 U	0.1 U	0.1 U	0.1 U	0.1 U	0.1 U	0.1 U	0.1 U	0.1 U	0.1 U	0.1 U	0.1 U	0.1 U	0.1 U	0.1 U	0.1 U	0.1 U	0.1 U	0.1 U	0.1 U	0.1 U	0.1 U	0.1 U	0.1 U	0.1 U	--	--	--	--
	July-10	--	--	0.1	0.1 U	0.1 U	--	0.1 U	0.1 U	0.1 U	0.1 U	0.1 U	0.1 U	0.1 U	0.1 U	0.1 U	0.1 U	0.1 U	0.1 U	0.1 U	0.1 U	0.1 U	0.1 U	0.1 U	0.1 U	0.1 U	0.1 U	0.1 U	0.1 U	0.1 U	0.1 U	0.1 U	--	--	--	--
	November-10	--	--	0.1	0.034 J	0.1 U	--	0.1 U	0.1 U	0.037 J	0.018 J	0.14	0.1 U	0.1 U	0.1 U	0.1 U	0.1 U	0.1 U	0.1 U	0.1 U	0.1 U	0.1 U	0.1 U	0.1 U	0.1 U	0.1 U	0.1 U	0.1 U	0.099 J	0.1 U	0.1 U	0.1 U	--	--	--	--
	February-11	--	--	0.1	--	--	--	--	--	--	--	--	--	--	--	--	--	--	--	--	--	--	--	--	--	--	--	--	--	--	--	--	--	--	--	--
	May-11	--	--	0.1	--	--	--	--	--	--	--	--	--	--	--	--	--	--	--	--	--	--	--	--	--	--	--	--	--	--	--	--	--	--	--	--
	September-11	--	--	0.1	--	--	--	--	--	--	--	--	--	--	--	--	--	--	--	--	--	--	--	--	--	--	--	--	--	--	--	--	--	--	--	--
	December-11	--	--	0.1	--	--	--	--	--	--	--	--	--	--	--	--	--	--	--	--	--	--	--	--	--	--	--	--	--	--	--	--	--	--	--	--
	February-12	--	--	0.1	--	--	--	--	--	--	--	--	--	--	--	--	--	--	--	--	--	--	--	--	--	--	--	--	--	--	--	--	--	--	--	--
	August-12	8270	0.044	0.10	--	--	--	--	--	--	--	ND	ND	ND	ND	--	--	--	--	ND	ND	ND	ND	ND	ND	ND	ND	ND	ND	--	--	--	--	--	--	--
	August-13	8270	0.036	0.10	--	--	--	--	--	--	--	ND	ND	ND	ND	--	--	--	--	ND	ND	ND	ND	ND	ND	ND	ND	ND	ND	--	--	--	--	--	--	--
	August-14	EPA 8270D	0.036	0.10	--	--	--	--	--	--	--	ND	ND	ND	ND	--	--	--	--	ND	ND	ND	ND	ND	ND	ND	--	ND	ND	--	--	--	--	--	--	--
Benzo(a)anthracene	January-10	--	--	0.1	--	--	--	NA	0.1 U	0.1 U	0.1 U	0.1 U	0.1 U	0.1 U	0.1 U	0.1 U	0.1 U	0.1 U	0.1 U	0.1 U	0.1 U	0.1 U	0.1 U	0.1 U	0.1 U	0.1 U	NA	0.1 U	0.1 U	0.1 U	--	0.1 U	--	--	--	--
No MCL	April-10	--	--	0.1	0.1 U	0.1 U	--	0.1 U	0.1 U	0.1 U	0.1 U	0.1 U	0.1 U	0.1 U	0.1 U	0.1 U	0.1 U	0.1 U	0.1 U	0.1 U	0.1 U	0.1 U	0.1 U	0.1 U	0.1 U	0.1 U	0.1 U	0.1 U	0.1 U	0.1 U	0.1 U	0.1 U	--	--	--	--
	July-10	--	--	0.1	0.1 U	0.1 U	--	0.1 U	0.1 U	0.1 U	0.1 U	0.1 U	0.1 U	0.1 U	0.1 U	0.1 U	0.1 U	0.1 U	0.1 U	0.1 U	0.1 U	0.1 U	0.1 U	0.1 U	0.1 U	0.1 U	0.1 U	0.1 U	0.1 U	0.1 U	0.1 U	0.1 U	--	--	--	--
	November-10	--	--	0.1	0.1 U	0.1 U	--	0.1 U	0.1 U	0.043 J	0.1 U	0.14	0.1 U	0.1 U	0.1 U	0.1 U	0.1 U	0.025 J	0.018 J	0.1 U	0.1 U	0.1 U	0.1 U	0.1 U	0.1 U	0.1 U	0.1 U	0.1 U	0.1 U	0.1 U	0.1 U	0.1 U	--	--	--	--
	February-11	--	--	0.1	--	--	--	--	--	--	--	--	--	--	--	--	--	--	--	--	--	--	--	--	--	--	--	--	--	--	--	--	--	--	--	--
	May-11	--	--	0.1	--	--	--	--	--	--	--	--	--	--	--	--	--	--	--	--	--	--	--	--	--	--	--	--	--	--	--	--	--	--	--	--
	September-11	--	--	0.1	--	--	--	--	--	--	--	--	--	--	--	--	--	--	--	--	--	--	--	--	--	--	--	--	--	--	--	--	--	--	--	--
	December-11	--	--	0.1	--	--	--	--	--	--	--	--	--	--	--	--	--	--	--	--	--	--	--	--	--	--	--	--	--	--	--	--	--	--	--	--
	February-12	--	--	0.1	--	--	--	--	--	--	--	--	--	--	--	--	--	--	--	--	--	--	--	--	--	--	--	--	--	--	--	--	--	--	--	--
	August-12	8270	0.049	0.10	--	--	--	--	--	--	--	ND	ND	ND	ND	--	--	--	--	ND	ND	ND	ND	ND	ND	ND	ND	ND	ND	--	--	--	--	--	--	--
	August-13	8270	0.037	0.10	--	--	--	--	--	--	--	ND	ND	ND	ND	--	--	--	--	ND	ND	ND	ND	ND	ND	ND	ND	ND	ND	--	--	--	--	--	--	--
	August-14	EPA 8270D	0.037	0.10	--	--	--	--	--	--	--	ND	ND	ND	ND	--	--	--	--	ND	ND	ND	ND	ND	ND	ND	--	ND	ND	--	--	--	--	--	--	--
Benzo(a)pyrene	January-10	--	--	0.1	--	--	--	NA	0.1 U	0.1 U	0.1 U	0.1 U	0.1 U	0.1 U	0.1 U	0.1 U	0.1 U	0.1 U	0.1 U	0.1 U	0.1 U	0.1 U	0.1 U	0.1 U	0.1 U	0.1 U	NA	0.1 U	0.1 U	0.1 U	--	0.1 U	--	--	--	--
MCL = 0.2	April-10	--	--	0.1	0.1 U	0.1 U	--	0.1 U	0.1 U	0.1 U	0.1 U	0.1 U	0.1 U	0.1 U	0.1 U	0.1 U	0.1 U	0.1 U	0.1 U	0.1 U	0.1 U	0.1 U	0.1 U	0.1 U	0.1 U	0.1 U	0.1 U	0.16	0.1 U	0.1 U	0.1 U	0.1 U	--	--	--	--
	July-10	--	--	0.1	0.1 U	0.1 U	--	0.1 U	0.1 U	0.1 U	0.1 U	0.1 U	0.1 U	0.1 U	0.1 U	0.1 U	0.1 U	0.1 U	0.1 U	0.1 U	0.1 U	0.1 U	0.1 U	0.1 U	0.1 U	0.1 U	0.1 U	0.1 U	0.1 U	0.1 U	0.1 U	0.1 U	--	--	--	--
	November-10	--	--	0.1	0.11	0.1 U	--	0.1 U	0.1 U	0.02 J	0.1 U	0.096 J	0.1 U	0.1 U	0.1 U	0.1 U	0.081 J	0.017 J	0.1 U	0.1 U	0.1 U	0.1 U	0.1 U	0.1 U	0.1 U	0.1 U	0.1 U	0.1 U	0.1 U	0.1 U	0.1 U	0.1 U	--	--	--	--
	February-11	--	--	0.1	--	--	--	--	--	--	--	--	--	--	--	--	--	--	--	--	--	--	--	--	--	--	--	--	--	--	--	--	--	--	--	--
	May-11	--	--	0.1	--	--	--	--	--	--	--	--	--	--	--	--	--	--	--	--	--	--	--	--	--	--	--	--	--	--	--	--	--	--	--	--
	September-11	--	--	0.1	--	--	--	--	--	--	--	--	--	--	--	--	--	--	--	--	--	--	--	--	--	--	--	--	--	--	--	--	--	--	--	--
	December-11	--	--	0.1	--	--	--	--	--	--	--	--	--	--	--	--	--	--	--	--	--	--	--	--	--	--	--	--	--	--	--	--	--	--	--	--
	February-12	--	--	0.1	--	--	--	--	--	--	--	--	--	--	--	--	--	--	--	--	--	--	--	--	--	--	--	--	--	--	--	--	--	--	--	--
	August-12	8270	0.058	0.10	--	--	--	--	--	--	--	ND	ND	ND	ND	--	--	--	--	ND	ND	ND	ND	ND	ND	ND	ND	ND	ND	--	--	--	--	--	--	--
	August-13	8270	0.043	0.10	--	--	--	--	--	--	--	ND	ND	ND	ND	--	--	--	--	ND	ND	ND	ND	ND	ND	ND	ND	ND	ND	--	--	--	--	--	--	--
	August 14	EPA 8270D	0.043	0.10	--	--	--	--	--	--	--	ND	ND	ND	ND	--	--	--	--	ND	ND	ND	ND	ND	ND	ND	--	ND	ND	--	--	--	--	--	--	--
Benzo(b)fluoranthene	January-10	--	--	0.1	--	--	--	NA	0.1 U	0.1 U	0.1 U	0.1 U	0.1 U	0.1 U	0.1 U	0.1 U	0.1 U	0.1 U	0.1 U	0.1 U	0.1 U	0.1 U	0.1 U	0.1 U	0.1 U	0.1 U	NA	0.1 U	0.1 U	0.1 U	--	0.1 U	--	--	--	--
No MCL	April 10	--	--	0.1	0.1 U	0.1 U	--	0.1 U	0.1 U	0.1 U	0.1 U	0.1 U	0.1 U	0.1 U	0.1 U	0.094 J	0.091 J	0.1 U	0.1 U	0.1 U	0.1 U	0.1 U	0.1 U	0.1 U	0.1 U	0.1 U	0.1 U	0.1 U	0.1 U	0.1 U	0.1 U	0.1 U	--	--	--	--
	July-10	--	--	0.1	0.1 U	0.1 U	--	0.1 U	0.1 U	0.1 U	0.1 U	0.1 U	0.1 U	0.1 U	0.1 U	0.1 U	0.1 U	0.1 U	0.1 U	0.1 U	0.1 U	0.1 U	0.1 U	0.1 U	0.1 U	0.1 U	0.1 U	0.1 U	0.1 U	0.1 U	0.1 U	0.1 U	--	--	--	--
	November 10	--	--	0.1	0.1 U	0.1 U	--	0.1 U	0.1 U	0.032 J	0.1 U	0.11	0.1 U	0.1 U	0.1 U	0.1 U	0.1 U	0.027 J	0.1 U	0.1 U	0.1 U	0.1 U	0.1 U	0.016 J	0.1 U	0.1 U	0.1 U	0.1 U	0.1 U	0.1 U	0.1 U	0.1 U	--	--	--	--
	February-11	--	--	0.1	--	--	--	--	--	--	--	--	--	--	--	--	--	--	--	--	--	--	--	--	--	--	--	--	--	--	--	--	--	--	--	--
	May-11	--	--	0.1	--	--	--	--	--	--	--	--	--	--	--	--	--	--	--	--	--	--	--	--	--	--	--	--	--	--	--	--	--	--	--	--
	September 11	--	--	0.1	--	--	--	--	--	--	--	--	--	--	--	--	--	--	--	--	--	--	--	--	--	--	--	--	--	--	--	--	--	--	--	--
	December-11	--	--	0.1	--	--	--	--	--	--	--	--	--	--	--	--	--	--	--	--	--	--	--	--	--	--	--	--	--	--	--	--	--	--	--	--
	February-12	--	--	0.1	--	--	--	--	--	--	--	--	--	--	--	--	--	--	--	--	--	--	--	--	--	--	--	--	--	--	--	--	--	--	--	--
	August-12	8270	0.051	0.10	--	--	--	--	--	--	--	ND	ND	ND	ND	--	--	--	--	ND	ND	ND	ND	ND	ND	ND	ND	ND	ND	--	--	--	--	--	--	--
	August-13	8270	0.059	0.10	--	--	--	--	--	--	--	ND	ND	ND	ND	--	--	--	--	ND	ND	ND	ND	ND	ND	ND	ND	ND	ND	--	--	--	--	--	--	--
	August-14	EPA 8270D	0.059	0.10	--	--	--	--	--	--	--	ND	ND	ND	ND	--	--	--	--	ND	ND	ND	ND	ND	ND	ND	--	ND	ND	--	--	--	--	--	--	--
Benzo(g,h,i)perylene	January-10	--	--	0.1	--	--	--	NA	0.1 U	0.1 U	0.1 U	0.1 U	0.1 U	0.1 U	0.1 U	0.1 U	0.1 U	0.1 U	0.1 U	0.1 U	0.1 U	0.1 U	0.1 U	0.1 U	0.1 U	0.1 U	NA	0.1 U	0.1 U	0.1 U	--	0.1 U	--	--	--	--
No MCL	April-10	--	--	0.1	0.1 U	0.1 U	--	0.1 U	0.1 U	0.1 U	0.1 B	0.1 U	0.1 U	0.1 U	0.1 U	0.14 B	0.14 B	0.11 B	0.1 B	0.12 B	0.1 U	0.14 B	0.13 B	0.1 U	0.1 U	0.1 U	0.1 U	0.1 U	0.1 U	0.1 U	0.1 U	0.1 U	--	--	--	--
	July-10	--	--	0.1	0.1 U	0.1 U	--	0.1 U	0.1 U	0.1 U	0.1 U	0.1 U	0.1 U	0.1 U	0.1 U	0.1 U	0.1 U	0.1 U	0.1 U	0.1 U	0.1 U	0.1 U	0.1 U	0.1 U	0.1 U	0.1 U	0.1 U	0.1 U	0.1 U	0.1 U	0.1 U	0.1 U	--	--	--	--
	November-10	--	--	0.1	0.1 U	0.1 U	--	0.1 U	0.1 U	0.019 J	0.1 U	0.066 J	0.1 U	0.1 U	0.1 U	0.1 U	0.1 U	0.019 J	0.1 U	0.1 U	0.1 U	0.1 U	0.1 U	0.1 U	0.1 U	0.1 U	0.1 U	0.1 U	0.1 U	0.1 U	0.1 U	0.1 U	--	--	--	--
	February-11	--	--	0.1	--	--	--	--	--	--	--	--	--	--	--	--	--	--	--	--	--	--	--	--	--	--	--	--	--	--	--	--	--	--	--	--
	May-11	--	--	0.1	--	--	--	--	--	--	--	--	--	--	--	--	--	--	--	--	--	--	--	--	--	--	--	--	--	--	--	--	--	--	--	--
	September-11	--	--	0.1	--	--	--	--	--	--	--	--	--	--	--	--	--	--	--	--	--	--	--	--	--	--	--	--	--	--	--	--	--	--	--	--
	December-11	--	--	0.1	--	--	--	--	--	--	--	--	--	--	--	--	--	--	--	--	--	--	--	--	--	--	--	--	--	--	--	--	--	--	--	--
	February-12	--	--	0.1	--	--	--	--	--	--	--	--	--	--	--	--	--	--	--	--	--	--	--	--	--	--	--	--	--	--	--	--	--	--	--	--
	August-12	8270	0.063	0.10	--	--	--	--	--	--	--	ND	ND	ND	ND	--	--	--	--	ND	ND	ND	ND	ND	ND	ND	ND	ND	ND	--	--	--	--	--	--	--
	August-13	8270	0.040	0.10	--	--	--	--	--	--	--	ND	ND	ND	ND	--	--	--	--	ND	ND	ND	ND	ND	ND	ND	ND	ND	ND	--	--	--	--	--	--	--
	August-14	EPA 8270D	0.040	0.10	--	--	--	--	--	--	--	ND	ND	ND	ND	--	--	--	--	ND	ND	ND	ND	ND	ND	ND	--	ND	ND	--	--	--	--	--	--	--
Benzo(k)fluoranthene	January-10	--	--	0.1	--	--	--	NA	0.1 U	0.1 U	0.1 U	0.1 U	0.1 U	0.1 U	0.1 U	0.1 U	0.1 U	0.1 U	0.1 U	0.1 U	0.1 U	0.1 U	0.1 U	0.1 U	0.1 U	0.1 U	NA	0.1 U	0.1 U	0.1 U	--	0.1 U	--	--	--	--
No MCL	April 10	--	--	0.1	0.1 U	0.1 U	--	0.1 U	0.1 U	0.1 U	0.1 U	0.1 U	0.1 U	0.1 U	0.1 U	0.1 U	0.1 U	0.1 U	0.1 U	0.1 U	0.1 U	0.1 U	0.1 U	0.1 U	0.1 U	0.1 U	0.1 U	0.1 U	0.1 U	0.1 U	0.1 U	0.1 U	--	--	--	--
	July-10	--	--	0.1	0.1 U	0.1 U	--	0.1 U	0.1 U	0.1 U	0.1 U	0.1 U	0.1 U	0.1 U	0.1 U	0.1 U	0.1 U	0.1 U	0.1 U	0.1 U	0.1 U	0.1 U	0.1 U	0.1 U	0.1 U	0.1 U	0.1 U	0.1 U	0.1 U	0.1 U	0.1 U	0.1 U	--	--	--	--
	November-10	--	--	0.1	0.1 U	0.1 U	--	0.1 U	0.1 U	0.1 U	0.1 U	0.041 J	0.1 U	0.1 U	0.1 U	0.1 U	0.1 U	0.1 U	0.1 U	0.1 U	0.1 U	0.1 U	0.1 U	0.1 U	0.1 U	0.1 U	0.1 U	0.1 U	0.1 U	0.1 U	0.1 U	0.1 U	--	--	--	--
	February-11	--	--	0.1	--	--	--	--	--	--	--	--	--	--	--	--	--	--	--	--	--	--	--	--	--	--	--	--	--	--	--	--	--	--	--	--
	May-11	--	--	0.1	--	--	--	--	--	--	--	--	--	--	--	--	--	--	--	--	--	--	--	--	--	--	--	--	--	--	--	--	--	--	--	--
	September-11	--	--	0.1	--	--	--	--	--	--	--	--	--	--	--	--	--	--	--	--	--	--	--	--	--	--	--	--	--	--	--	--	--	--	--	--
	December-11	--	--	0.1	--	--	--	--	--	--	--	--	--	--	--	--	--	--	--	--	--	--	--	--	--	--	--	--	--	--	--	--	--	--	--	--
	February-12	--	--	0.1	--	--	--	--	--	--	--	--	--	--	--	--	--	--	--	--	--	--	--	--	--	--	--	--	--	--	--	--	--	--	--	--
	August-12	8270	0.054	0.10	--	--	--	--	--	--	--	ND	ND	ND	ND	--	--	--	--	ND	ND	ND	ND	ND	ND	ND	ND	ND	ND	--	--	--	--	--	--	--
	August-13	8270	0.046	0.10	--	--	--	--	--	--	--	ND	ND	ND	ND	--	--	--	--	ND	ND	ND	ND	ND	ND	ND	ND	ND	ND	--	--	--	--	--	--	--
	August-14	EPA 8270D	0.046	0.10	--	--	--	--	--	--	--	ND	ND	ND	ND	--	--	--	--	ND	ND	ND	ND	ND	ND	ND	--	ND	ND	--	--	--	--	--	--	--
Benzaldehyde	January-10	--	--	5	--	--	--	NA	5 U	5 U	5 U	5 U	5 U	5 U	5 U	5 U	5 U	5 U	5 U	5 U	5 U	5 U	5 U	5 U	0.29 J	5 U	NA	5 U	5 U	5 U	--	5 U	--	--	--	--
No MCL	April-10	--	--	5	5 U	5 U	--	5 U	5 U	5 U	5 U	5 U	5 U	5 U	5 U	5 U	5 U	5 U	5 U	5 U	5 U	5 U	5 U	5 U	5 U	5 U	5 U	5 U	5 U	5 U	5 U	5 U	--	--	--	--
	July-10	--	--	5	5 U	5 U	--	5 U	5 U	5 U	5 U	5 U	5 U	5 U	5 U	5 U	5 U	5 U	5 U	5 U	5 U	5 U	5 U	5 U	5 U	5 U	5 U	5 U	5 U	5 U	5 U	5 U	--	--	--	--
	November-10	--	--	5	3.1 B	2.4 B	--	2.7 B	2.4 B	2.5 B	2.8 B	2.1 J	3.3 J	3 B	2.4 J	3 B	2.6 B	0.73 B	0.39 B	1.4 B	1.4 B	1.2 B	0.38 B	0.49 B	0.37 B	0.32 B	2.7 B	0.34 B	0.26 B	0.28 B	2.8 B	2.9 B	--	--	--	--
	February-11	--	--	5	--	--	--	--	--	--	--	--	--	--	--	--	--	--	--	--	--	--	--	--	--	--	--	--	--	--	--	--	--	--	--	--
	May-11	--	--	5	--	--	--	--	--	--	--	5 U	5 U	5 U	5 U	--	--	--	--	5 U	5 U	5 U	5 U	5 U	5 U	5 U	5 U	5 U	5 U	--	--	--	--	--	--	--
	September-11	--	--	5	--	--	--	--	--	--	--	--	--	--	--	--	--	--	--	--	--	--	--	--	--	--	--	--	--	--	--	--	--	--	--	--
	December-11	--	--	5	--	--	--	--	--	--	--	--	--	--	--	--	--	--	--	--	--	--	--	--	--	--	--	--	--	--	--	--	--	--	--	--
	February-12	--	--	5	--	--	--	--	--	--	--	--	--	--	--	--	--	--	--	--	--	--	--	--	--	--	--	--	--	--	--	--	--	--	--	--
	August-12	8270	5.4	10	--	--	--	--	--	--	--	ND	ND	ND	ND	--	--	--	--	ND	ND	ND	ND	ND	ND	ND	ND	ND	ND	--	--	--	--	--	--	--
	August-13	8270	5.4	10	--	--	--	--	--	--	--	ND	ND	ND	ND	--	--	--	--	ND	ND	ND	ND	ND	ND	ND	ND	ND	ND	--	--	--	--	--	--	--
	August-14	EPA 8270D	6.3	10	--	--	--	--	--	--	--	ND	ND	ND	ND	--	--	--	--	ND	ND	ND	ND	ND	ND	ND	--	ND	ND	--	--	--	--	--	--	--
Bis(2-ethylhexyl)phthalate	January-10	--	--	5	--	--	--	NA	1.5 B	5 U	4.2 B	3.5 B	5 U	0.25 B	0.3 B	0.81 B	0.59 B	1.5 B	5 U	0.98 B	0.86 B	0.28 B	0.21 B	0.23 B	0.16 B	0.31 B	NA	5 U	0.21 B	5 U	--	0.52 B	--	--	--	--
MCL = 6	April-10	--	--	5	5 U	5 U	--	5 U	5 U	5 U	5 U	5 U	5 U	5 U	5 U	5 U	5 U	5 U	5 U	7.3	5 U	5 U	5 U	5 U	5 U	5 U	5 U	5 U	4.1 J	5 U	3.3 J	5 U	--	--	--	--
	July-10	--	--	5	5 U	5 U	--	5 U	5 U	5 U	5 U	5 U	5 U	5 U	5 U	5 U	5 U	5 U	5 U	5 U	5 U	5 U	5 U	5 U	5 U	5 U	5 U	5 U	5 U	5 U	5 U	5 U	--	--	--	--
	November-10	--	--	5	5 U	5 U	--	5 U	5 U	0.75 B	5 U	1.2 J	5 U	0.57 B	0.34 J	5 U	5 U	5 U	0.45 B	5 U	5 U	0.39 B	0.5 B	5 U	0.62 B	0.82 B	0.61 B	0.63 B	5 U	5 U	5 U	5 U	--	--	--	--
	February-11	--	--	5	--	--	--	--	--	--	--	--	--	--	--	--	--	--	--	--	--	--	--	--	--	--	--	--	--	--	--	--	--	--	--	--
	May-11	--	--	5	--	--	--	--	--	--	--	5 U	5 U	5 U	5 U	--	--	--	--	2.6 J	5 U	5 U	5 U	5 U	5 U	5 U	5 U	5 U	5 U	--	--	--	--	--	--	--
	September-11	--	--	5	--	--	--	--	--	--	--	--	--	--	--	--	--	--	--	--	--	--	--	--	--	--	--	--	--	--	--	--	--	--	--	--
	December-11	--	--	5	--	--	--	--	--	--	--	--	--	--	--	--	--	--	--	--	--	--	--	--	--	--	--	--	--	--	--	--	--	--	--	--
	February-12	--	--	5	--	--	--	--	--	--	--	--	--	--	--	--	--	--	--	--	--	--	--	--	--	--	--	--	--	--	--	--	--	--	--	--
	August-12	8270	3.5	5	--	--	--	--	--	--	--	ND	ND	ND	ND	--	--	--	--	ND	ND	ND	ND	ND	ND	ND	ND	ND	ND	--	--	--	--	--	--	--
	August-13	8270	3.5	5	--	--	--	--	--	--	--	ND	ND	ND	ND	--	--	--	--	ND	ND	ND	ND	ND	ND	ND	ND	ND	ND	--	--	--	--	--	--	--
	August-14	EPA 8270D	3.5	5	--	--	--	--	--	--	--	ND	ND	ND	ND	--	--	--	--	ND	ND	ND	ND	ND	ND	ND	--	ND	ND	--	--	--	--	--	--	--
Butylbenzylphthalate	January-10	--	--	5	--	--	--	NA	5 U	5 U	5 U	5 U	5 U	5 U	0.17 J	5 U	5 U	5 U	5 U	5 U	5 U	5 U	5 U	5 U	5 U	5 U	NA	5 U	5 U	5 U	--	5 U	--	--	--	--
No MCL	April-10	--	--	5	5 U	5 U	--	5 U	5 U	5 U	5 U	5 U	5 U	5 U	5 U	5 U	5 U	5 U	5 U	5 U	5 U	5 U	5 U	5 U	5 U	5 U	5 U	5 U	5 U	5 U	5 U	5 U	--	--	--	--
	July-10	--	--	5	5 U	5 U	--	5 U	5 U	5 U	5 U	5 U	5 U	5 U	5 U	5 U	5 U	5 U	5 U	5 U	5 U	5 U	5 U	5 U	5 U	5 U	5 U	5 U	5 U	5 U	5 U	5 U	--	--	--	--
	November-10	--	--	5	5 U	0.26 J	--	0.2 J	0.22 J	0.28 J	0.39 J	0.29 J	0.18 J	5 U	5 U	0.19 J	5 U	5 U	5 U	5 U	5 U	5 U	5 U	5 U	5 U	5 U	0.22 J	5 U	5 U	5 U	5 U	5 U	--	--	--	--
	February-11	--	--	5	--	--	--	--	--	--	--	--	--	--	--	--	--	--	--	--	--	--	--	--	--	--	--	--	--	--	--	--	--	--	--	--
	May-11	--	--	5	--	--	--	--	--	--	--	5 U	5 U	5 U	5 U	--	--	--	--	5 U	5 U	5 U	5 U	5 U	5 U	5 U	5 U	5 U	5 U	--	--	--	--	--	--	--
	September-11	--	--	5	--	--	--	--	--	--	--	--	--	--	--	--	--	--	--	--	--	--	--	--	--	--	--	--	--	--	--	--	--	--	--	--
	December-11	--	--	5	--	--	--	--	--	--	--	--	--	--	--	--	--	--	--	--	--	--	--	--	--	--	--	--	--	--	--	--	--	--	--	--
	February-12	--	--	5	--	--	--	--	--	--	--	--	--	--	--	--	--	--	--	--	--	--	--	--	--	--	--	--	--	--	--	--	--	--	--	--
	August-12	8270	2.8	10	--	--	--	--	--	--	--	ND	ND	ND	ND	--	--	--	--	ND	ND	ND	ND	ND	ND	ND	ND	ND	ND	--	--	--	--	--	--	--
	August-13	8270	2.8	10	--	--	--	--	--	--	--	ND	ND	ND	ND	--	--	--	--	ND	ND	ND	ND	ND	ND	ND	ND	ND	ND	--	--	--	--	--	--	--
	August-14	EPA 8270D	5.1	10	--	--	--	--	--	--	--	ND	ND	ND	ND	--	--	--	--	ND	ND	ND	ND	ND	ND	ND	--	ND	ND	--	--	--	--	--	--	--

TABLE 12

SUMMARY OF DETECTED ORGANIC COUMPOUNDS
GROUNDWATER SAMPLING LOCATIONS
KIM STAN LANDFILL

Analyte	Sample Collection Date	EPA Method	DL	QL	LF-10	LF-11D	LF-11S	LF-12D	LF-12S	LF-13	LF-14	LF-15D	LF-15S	LF-16D	LF-16S	MW-01D	MW-01S	MW-02D	MW-02S	MW-03D	MW-03S	MW-04D	MW-04S	MW-05D	MW-05S	MW-06D	MW-06S	MW-07D	MW-07S	MW-08D	MW-10D	MW-10S	PZ-01	PZ-02	Trip Blank	Method Blank
Caprolactam	January-10	--	--	5	--	--	--	NA	0.5 J	0.29 J	5 U	0.45 J	0.32 J	5 U	1.2 J	0.56 J	5 U	0.57 J	0.28 J	5 U	0.29 J	5 U	5 U	0.63 J	5 U	0.44 J	NA	5 U	5 U	5 U	--	0.37 J	--	--	--	--
No MCL	April-10	--	--	5	5 U	5 U	--	5 U	5 U	5 U	5 U	5 U	5 U	5 U	5 U	5 U	5 U	5 U	5 U	5 U	5 U	5 U	5 U	5 U	5 U	5 U	5 U	5 U	5 U	5 U	5 U	5 U	--	--	--	--
	July-10	--	--	5	5 U	5 U	--	5 U	5 U	5 U	5 U	5 U	5 U	5 U	5 U	5 U	5 U	5 U	5 U	5 U	5 U	5 U	5 U	5 U	5 U	5 U	5 U	1.1 J	5 U	5 U	5 U	5 U	--	--	--	--
	November-10	--	--	5	5 U	5 U	--	1.6 J	5 U	5 U	5 U	0.4 J	0.29 J	5 U	5 U	5 U	5 U	5 U	5 U	5 U	5 U	5 U	5 U	5 U	0.73 J	0.27 J	5 U	5 U	5 U	5 U	5 U	5 U	--	--	--	--
	February-11	--	--	5	--	--	--	--	--	--	--	--	--	--	--	--	--	--	--	--	--	--	--	--	--	--	--	--	--	--	--	--	--	--	--	--
	May-11	--	--	5	--	--	--	--	--	--	--	--	--	--	--	--	--	--	--	--	--	--	--	--	--	--	--	--	--	--	--	--	--	--	--	--
	September-11	--	--	5	--	--	--	--	--	--	--	5 U	5 U	5 U	5 U	--	--	--	--	5 U	5 U	5 U	5 U	5 U	5 U	5 U	5 U	5 U	5 U	--	--	--	--	--	--	--
	December-11	--	--	5	--	--	--	--	--	--	--	--	--	--	--	--	--	--	--	--	--	--	--	--	--	--	--	--	--	--	--	--	--	--	--	--
	February-12	--	--	5	--	--	--	--	--	--	--	--	--	--	--	--	--	--	--	--	--	--	--	--	--	--	--	--	--	--	--	--	--	--	--	--
	August-12	8270	2.7	10	--	--	--	--	--	--	--	ND	ND	ND	ND	--	--	--	--	ND	ND	ND	ND	ND	ND	ND	ND	ND	ND	--	--	--	--	--	--	--
	August-13	8270	2.7	10	--	--	--	--	--	--	--	ND	ND	ND	ND	--	--	--	--	ND	ND	ND	ND	ND	ND	ND	ND	ND	ND	--	--	--	--	--	--	--
	August-14	EPA 8270D	2.7	10	--	--	--	--	--	--	--	ND	ND	ND	ND	--	--	--	--	ND	ND	ND	ND	ND	ND	ND	--	ND	ND	--	--	--	--	--	--	--
Chrysene	January-10	--	--	0.1	--	--	--	NA	0.1 U	0.1 U	0.1 U	0.1 U	0.1 U	0.1 U	0.1 U	0.1 U	0.1 U	0.1 U	0.1 U	0.1 U	0.1 U	0.1 U	0.1 U	0.1 U	0.1 U	0.1 U	NA	0.1 U	0.1 U	0.1 U	--	0.1 U	--	--	--	--
No MCL	April-10	--	--	0.1	0.1 U	0.1 U	--	0.1 U	0.1 U	0.1 U	0.1 U	0.1 U	0.1 U	0.1 U	0.1 U	0.1 U	0.1 U	0.1 U	0.1 U	0.1 U	0.1 U	0.1 U	0.1 U	0.1 U	0.1 U	0.1 U	0.1 U	0.1 U	0.1 U	0.1 U	0.1 U	0.1 U	--	--	--	--
	July-10	--	--	0.1	0.1 U	0.1 U	--	0.1 U	0.1 U	0.1 U	0.1 U	0.1 U	0.1 U	0.1 U	0.1 U	0.1 U	0.1 U	0.1 U	0.1 U	0.1 U	0.1 U	0.1 U	0.1 U	0.1 U	0.1 U	0.1 U	0.1 U	0.1 U	0.1 U	0.1 U	0.1 U	0.1 U	--	--	--	--
	November-10	--	--	0.1	0.1 U	0.1 U	--	0.1 U	0.1 U	0.039 J	0.1 U	0.11	0.1 U	0.1 U	0.1 U	0.1 U	0.1 U	0.017 J	0.022 J	0.1 U	0.1 U	0.1 U	0.1 U	0.1 U	0.1 U	0.1 U	0.1 U	0.1 U	0.1 U	0.1 U	0.1 U	0.1 U	--	--	--	--
	February-11	--	--	0.1	--	--	--	--	--	--	--	--	--	--	--	--	--	--	--	--	--	--	--	--	--	--	--	--	--	--	--	--	--	--	--	--
	May-11	--	--	0.1	--	--	--	--	--	--	--	--	--	--	--	--	--	--	--	--	--	--	--	--	--	--	--	--	--	--	--	--	--	--	--	--
	September-11	--	--	0.1	--	--	--	--	--	--	--	--	--	--	--	--	--	--	--	--	--	--	--	--	--	--	--	--	--	--	--	--	--	--	--	--
	December-11	--	--	0.1	--	--	--	--	--	--	--	--	--	--	--	--	--	--	--	--	--	--	--	--	--	--	--	--	--	--	--	--	--	--	--	--
	February-12	--	--	0.1	--	--	--	--	--	--	--	--	--	--	--	--	--	--	--	--	--	--	--	--	--	--	--	--	--	--	--	--	--	--	--	--
	August-12	8270	0.040	0.10	--	--	--	--	--	--	--	ND	ND	ND	ND	--	--	--	--	ND	ND	ND	ND	ND	ND	ND	ND	ND	ND	--	--	--	--	--	--	--
	August-13	8270	0.051	0.10	--	--	--	--	--	--	--	ND	ND	ND	ND	--	--	--	--	ND	ND	ND	ND	ND	ND	ND	ND	ND	ND	--	--	--	--	--	--	--
	August-14	EPA 8270D	0.051	0.10	--	--	--	--	--	--	--	ND	ND	ND	ND	--	--	--	--	ND	ND	ND	ND	ND	ND	ND	--	ND	ND	--	--	--	--	--	--	--
Dibenzo(a,h)anthracene	January-10	--	--	0.1	--	--	--	NA	0.1 U	0.1 U	0.1 U	0.1 U	0.1 U	0.1 U	0.1 U	0.1 U	0.1 U	0.1 U	0.1 U	0.1 U	0.1 U	0.1 U	0.1 U	0.1 U	0.1 U	0.1 U	NA	0.1 U	0.1 U	0.1 U	--	0.1 U	--	--	--	--
No MCL	April-10	--	--	0.1	0.1 U	0.1 U	--	0.1 U	0.1 U	0.1 U	0.1 U	0.1 U	0.1 U	0.1 U	0.1 U	0.11 B	0.13 B	0.091 B	0.1 U	0.098 B	0.1 U	0.13 B	0.1 B	0.1 U	0.1 U	0.1 U	0.1 U	0.1 U	0.1 U	0.1 U	0.1 U	0.1 U	--	--	--	--
	July-10	--	--	0.1	0.1 U	0.1 U	--	0.1 U	0.1 U	0.1 U	0.1 U	0.1 U	0.1 U	0.1 U	0.1 U	0.1 U	0.1 U	0.1 U	0.1 U	0.1 U	0.1 U	0.1 U	0.1 U	0.1 U	0.1 U	0.1 U	0.1 U	0.1 U	0.1 U	0.1 U	0.1 U	0.1 U	--	--	--	--
	November-10	--	--	0.1	0.1 U	0.1 U	--	0.1 U	0.1 U	0.1 U	0.1 U	0.1 U	0.1 U	0.1 U	0.1 U	0.1 U	0.1 U	0.1 U	0.1 U	0.1 U	0.1 U	0.1 U	0.1 U	0.1 U	0.1 U	0.1 U	0.1 U	0.1 U	0.1 U	0.1 U	0.1 U	0.1 U	--	--	--	--
	February-11	--	--	0.1	--	--	--	--	--	--	--	--	--	--	--	--	--	--	--	--	--	--	--	--	--	--	--	--	--	--	--	--	--	--	--	--
	May-11	--	--	0.1	--	--	--	--	--	--	--	--	--	--	--	--	--	--	--	--	--	--	--	--	--	--	--	--	--	--	--	--	--	--	--	--
	September-11	--	--	0.1	--	--	--	--	--	--	--	--	--	--	--	--	--	--	--	--	--	--	--	--	--	--	--	--	--	--	--	--	--	--	--	--
	December-11	--	--	0.1	--	--	--	--	--	--	--	--	--	--	--	--	--	--	--	--	--	--	--	--	--	--	--	--	--	--	--	--	--	--	--	--
	February-12	--	--	0.1	--	--	--	--	--	--	--	--	--	--	--	--	--	--	--	--	--	--	--	--	--	--	--	--	--	--	--	--	--	--	--	--
	August-12	8270	0.069	0.10	--	--	--	--	--	--	--	ND	ND	ND	ND	--	--	--	--	ND	ND	ND	ND	ND	ND	ND	ND	ND	ND	--	--	--	--	--	--	--
	August-13	8270	0.026	0.10	--	--	--	--	--	--	--	ND	ND	ND	ND	--	--	--	--	ND	ND	ND	ND	ND	ND	ND	ND	ND	ND	--	--	--	--	--	--	--
	August-14	EPA 8270D	0.026	0.10	--	--	--	--	--	--	--	ND	ND	ND	ND	--	--	--	--	ND	ND	ND	ND	ND	ND	ND	--	ND	ND	--	--	--	--	--	--	--
Diethylphthalate	January-10	--	--	5	--	--	--	NA	5 U	0.17 J	5 U	5 U	5 U	5 U	5 U	5 U	5 U	5 U	0.19 J	5 U	5 U	5 U	0.18 J	5 U	0.2 J	0.3 J	NA	5 U	5 U	0.31 J	--	5 U	--	--	--	--
No MCL	April-10	--	--	5	5 U	5 U	--	5 U	5 U	5 U	5 U	5 U	5 U	5 U	5 U	5 U	5 U	5 U	5 U	5 U	5 U	5 U	5 U	5 U	5 U	5 U	5 U	5 U	5 U	5 U	5 U	5 U	--	--	--	--
	July-10	--	--	5	5 U	5 U	--	5 U	5 U	5 U	5 U	5 U	5 U	5 U	5 U	5 U	5 U	5 U	5 U	5 U	5 U	5 U	5 U	5 U	5 U	5 U	5 U	5 U	5 U	5 U	5 U	5 U	--	--	--	--
	November-10	--	--	5	5 U	5 U	--	0.26 J	5 U	5 U	5 U	0.28 J	0.48 J	0.33 J	5 U	5 U	0.15 J	5 U	5 U	5 U	5 U	0.17 J	0.15 J	5 U	0.21 J	0.16 J	5 U	0.17 J	5 U	5 U	5 U	5 U	--	--	--	--
	February-11	--	--	5	--	--	--	--	--	--	--	--	--	--	--	--	--	--	--	--	--	--	--	--	--	--	--	--	--	--	--	--	--	--	--	--
	May-11	--	--	5	--	--	--	--	--	--	--	--	--	--	--	--	--	--	--	--	--	--	--	--	--	--	--	--	--	--	--	--	--	--	--	--
	September-11	--	--	5	--	--	--	--	--	--	--	5 U	5 U	5 U	5 U	--	--	--	--	5 U	5 U	5 U	5 U	5 U	5 U	20	4.1 J	5 U	5 U	--	--	--	--	--	--	--
	December-11	--	--	5	--	--	--	--	--	--	--	--	--	--	--	--	--	--	--	--	--	--	--	--	--	--	--	--	--	--	--	--	--	--	--	--
	February-12	--	--	5	--	--	--	--	--	--	--	--	--	--	--	--	--	--	--	--	--	--	--	--	--	--	--	--	--	--	--	--	--	--	--	--
	August-12	8270	3.0	10	--	--	--	--	--	--	--	ND	ND	ND	ND	--	--	--	--	ND	ND	ND	ND	ND	ND	ND	ND	ND	ND	--	--	--	--	--	--	--
	August-13	8270	3.0	10	--	--	--	--	--	--	--	ND	ND	ND	ND	--	--	--	--	ND	ND	ND	ND	ND	ND	ND	ND	ND	ND	--	--	--	--	--	--	--
	August-14	EPA 8270D	3.0	10	--	--	--	--	--	--	--	ND	ND	ND	ND	--	--	--	--	ND	ND	ND	ND	ND	ND	ND	--	ND	ND	--	--	--	--	--	--	--
Di-n-butylphthalate	January-10	--	--	5	--	--	--	NA	5 U	5 U	5 U	5 U	0.15 J	5 U	5 U	0.15 J	0.16 J	0.38 J	5 U	0.2 J	5 U	5 U	5 U	5 U	5 U	5 U	NA	5 U	5 U	5 U	--	5 U	--	--	--	--
No MCL	April-10	--	--	5	5 U	5 U	--	5 U	5 U	5 U	5 U	5 U	5 U	5 U	5 U	5 U	5 U	5 U	5 U	5 U	5 U	5 U	5 U	5 U	5 U	5 U	5 U	5 U	5 U	5 U	5 U	5 U	--	--	--	--
	July-10	--	--	5	5 U	5 U	--	5 U	5 U	5 U	5 U	5 U	5 U	5 U	5 U	5 U	5 U	5 U	5 U	5 U	5 U	5 U	5 U	5 U	5 U	5 U	5 U	5 U	5 U	5 U	5 U	5 U	--	--	--	--
	November-10	--	--	5	5 U	5 U	--	0.21 J	0.2 J	0.19 J	5 U	0.4 J	0.3 J	5 U	5 U	0.16 J	5 U	5 U	5 U	0.25 J	0.22 J	5 U	5 U	5 U	0.18 J	0.22 J	5 U	0.23 J	5 U	5 U	5 U	5 U	--	--	--	--
	February-11	--	--	5	--	--	--	--	--	--	--	--	--	--	--	--	--	--	--	--	--	--	--	--	--	--	--	--	--	--	--	--	--	--	--	--
	May-11	--	--	5	--	--	--	--	--	--	--	--	--	--	--	--	--	--	--	--	--	--	--	--	--	--	--	--	--	--	--	--	--	--	--	--
	September-11	--	--	5	--	--	--	--	--	--	--	5 U	5 U	5 U	5 U	--	--	--	--	5 U	5 U	5 U	5 U	5 U	5 U	5 U	5 U	5 U	5 U	--	--	--	--	--	--	--
	December-11	--	--	5	--	--	--	--	--	--	--	--	--	--	--	--	--	--	--	--	--	--	--	--	--	--	--	--	--	--	--	--	--	--	--	--
	February-12	--	--	5	--	--	--	--	--	--	--	--	--	--	--	--	--	--	--	--	--	--	--	--	--	--	--	--	--	--	--	--	--	--	--	--
	August-12	8270	2.7	10	--	--	--	--	--	--	--	ND	ND	ND	ND	--	--	--	--	ND	ND	ND	ND	ND	ND	ND	ND	ND	ND	--	--	--	--	--	--	--
	August-13	8270	2.7	10	--	--	--	--	--	--	--	ND	ND	ND	ND	--	--	--	--	ND	ND	ND	ND	ND	ND	ND	ND	ND	ND	--	--	--	--	--	--	--
	August-14	EPA 8270D	3.2	10	--	--	--	--	--	--	--	ND	ND	ND	ND	--	--	--	--	ND	ND	ND	ND	ND	ND	ND	--	ND	ND	--	--	--	--	--	--	--
Fluoranthene	January-10	--	--	0.1	--	--	--	NA	0.1 U	0.1 U	0.1 U	0.1 U	0.1 U	0.1 U	0.1 U	0.1 U	0.1 U	0.1 U	0.1 U	0.1 U	0.1 U	0.1 U	0.1 U	0.1 U	0.1 U	0.1 U	NA	0.1 U	0.1 U	0.1 U	--	0.1 U	--	--	--	--
No MCL	April-10	--	--	0.1	0.1 U	0.1 U	--	0.1 U	0.1 U	0.1 U	0.1 U	0.1 U	0.1 U	0.1 U	0.1 U	0.1 U	0.1 U	0.1 U	0.1 U	0.1 U	0.1 U	0.1 U	0.1 U	0.1 U	0.1 U	0.1 U	0.1 U	0.1 U	0.1 U	0.1 U	0.1 U	0.1 U	--	--	--	--
	July-10	--	--	0.1	0.1 U	0.1 U	--	0.1 U	0.1 U	0.1 U	0.1 U	0.1 U	0.1 U	0.1 U	0.1 U	0.1 U	0.1 U	0.1 U	0.1 U	0.1 U	0.1 U	0.1 U	0.1 U	0.1 U	0.1 U	0.1 U	0.1 U	0.1 U	0.1 U	0.1 U	0.1 U	0.1 U	--	--	--	--
	November-10	--	--	0.1	0.1 U	0.1 U	--	0.1 U	0.1 U	0.094 J	0.015 J	0.27	0.1 U	0.1 U	0.1 U	0.016 J	0.1 U	0.037 J	0.1 U	0.1 U	0.1 U	0.1 U	0.1 U	0.1 U	0.1 U	0.1 U	0.1 U	0.1 U	0.1 U	0.1 U	0.1 U	0.1 U	--	--	--	--
	February-11	--	--	0.1	--	--	--	--	--	--	--	--	--	--	--	--	--	--	--	--	--	--	--	--	--	--	--	--	--	--	--	--	--	--	--	--
	May-11	--	--	0.1	--	--	--	--	--	--	--	--	--	--	--	--	--	--	--	--	--	--	--	--	--	--	--	--	--	--	--	--	--	--	--	--
	September-11	--	--	0.1	--	--	--	--	--	--	--	--	--	--	--	--	--	--	--	--	--	--	--	--	--	--	--	--	--	--	--	--	--	--	--	--
	December-11	--	--	0.1	--	--	--	--	--	--	--	--	--	--	--	--	--	--	--	--	--	--	--	--	--	--	--	--	--	--	--	--	--	--	--	--
	February-12	--	--	0.1	--	--	--	--	--	--	--	--	--	--	--	--	--	--	--	--	--	--	--	--	--	--	--	--	--	--	--	--	--	--	--	--
	August-12	8270	0.054	0.10	--	--	--	--	--	--	--	ND	ND	ND	ND	--	--	--	--	ND	ND	ND	ND	ND	ND	ND	ND	ND	ND	--	--	--	--	--	--	--
	August-13	8270	0.051	0.10	--	--	--	--	--	--	--	ND	ND	ND	ND	--	--	--	--	ND	ND	ND	ND	ND	ND	ND	ND	ND	ND	--	--	--	--	--	--	--
	August-14	EPA 8270D	0.051	0.10	--	--	--	--	--	--	--	ND	ND	ND	ND	--	--	--	--	ND	ND	ND	ND	ND	ND	ND	--	ND	ND	--	--	--	--	--	--	--
Fluorene	January-10	--	--	0.1	--	--	--	NA	0.1 U	0.1 U	0.1 U	0.1 U	0.1 U	0.1 U	0.1 U	0.1 U	0.1 U	0.1 U	0.1 U	0.1 U	0.1 U	0.1 U	0.1 U	0.1 U	0.1 U	0.1 U	NA	0.1 U	0.1 U	0.1 U	--	0.1 U	--	--	--	--
No MCL	April-10	--	--	0.1	0.1 U	0.1 U	--	0.1 U	0.1 U	0.1 U	0.1 U	0.1 U	0.1 U	0.1 U	0.1 U	0.1 U	0.1 U	0.1 U	0.1 U	0.1 U	0.1 U	0.1 U	0.1 U	0.1 U	0.1 U	0.1 U	0.1 U	0.1 U	0.1 U	0.1 U	0.1 U	0.1 U	--	--	--	--
	July-10	--	--	0.1	0.1 U	0.1 U	--	0.1 U	0.1 U	0.1 U	0.1 U	0.1 U	0.1 U	0.1 U	0.1 U	0.1 U	0.1 U	0.1 U	0.1 U	0.1 U	0.1 U	0.1 U	0.1 U	0.1 U	0.1 U	0.1 U	0.1 U	0.1 U	0.1 U	0.1 U	0.1 U	0.1 U	--	--	--	--
	November-10	--	--	0.1	0.022 J	0.1 U	--	0.1 U	0.1 U	0.023 J	0.034 J	0.043 J	0.1 U	0.1 U	0.1 U	0.1 U	0.1 U	0.1 U	0.1 U	0.1 U	0.1 U	0.1 U	0.1 U	0.1 U	0.1 U	0.1 U	0.016 J	0.1 U	0.036 J	0.1 U	0.1 U	0.1 U	--	--	--	--
	February-11	--	--	0.1	--	--	--	--	--	--	--	--	--	--	--	--	--	--	--	--	--	--	--	--	--	--	--	--	--	--	--	--	--	--	--	--
	May-11	--	--	0.1	--	--	--	--	--	--	--	--	--	--	--	--	--	--	--	--	--	--	--	--	--	--	--	--	--	--	--	--	--	--	--	--
	September-11	--	--	0.1	--	--	--	--	--	--	--	--	--	--	--	--	--	--	--	--	--	--	--	--	--	--	--	--	--	--	--	--	--	--	--	--
	December-11	--	--	0.1	--	--	--	--	--	--	--	--	--	--	--	--	--	--	--	--	--	--	--	--	--	--	--	--	--	--	--	--	--	--	--	--
	February-12	--	--	0.1	--	--	--	--	--	--	--	--	--	--	--	--	--	--	--	--	--	--	--	--	--	--	--	--	--	--	--	--	--	--	--	--
	August-12	8270	0.049	0.10	--	--	--	--	--	--	--	ND	ND	ND	ND	--	--	--	--	ND	ND	ND	ND	ND	ND	ND	ND	ND	ND	--	--	--	--	--	--	--
	August-13	8270	0.038	0.10	--	--	--	--	--	--	--	ND	ND	ND	ND	--	--	--	--	ND	ND	ND	ND	ND	ND	ND	ND	ND	ND	--	--	--	--	--	--	--
	August-14	EPA 8270D	0.038	0.10	--	--	--	--	--	--	--	ND	ND	ND	ND	--	--	--	--	ND	ND	ND	ND	ND	ND	ND	--	ND	ND	--	--	--	--	--	--	--
Indeno(1,2,3-cd)pyrene	January-10	--	--	0.1	--	--	--	NA	0.1 U	0.1 U	0.1 U	0.1 U	0.1 U	0.1 U	0.021 B	0.1 U	0.1 U	0.1 U	0.1 U	0.1 U	0.1 U	0.1 U	0.1 U	0.1 U	0.1 U	0.1 U	NA	0.1 U	0.1 U	0.1 U	--	0.1 U	--	--	--	--
No MCL	April-10	--	--	0.1	0.1 U	0.1 U	--	0.1 U	0.1 U	0.1 U	0.1 U	0.1 U	0.1 U	0.1 U	0.1 U	0.1 B	0.11 B	0.098 B	0.1 U	0.1 U	0.1 U	0.1 B	0.097 B	0.1 U	0.1 U	0.1 U	0.1 U	0.1 U	0.1 U	0.1 U	0.1 U	0.1 U	--	--	--	--
	July-10	--	--	0.1	0.1 U	0.1 U	--	0.1 U	0.1 U	0.1 U	0.1 U	0.1 U	0.1 U	0.1 U	0.1 U	0.1 U	0.1 U	0.1 U	0.1 U	0.1 U	0.1 U	0.1 U	0.1 U	0.1 U	0.1 U	0.1 U	0.1 U	0.1 U	0.1 U	0.1 U	0.1 U	0.1 U	--	--	--	--
	November-10	--	--	0.1	0.1 U	0.1 U	--	0.1 U	0.1 U	0.02 J	0.1 U	0.057 J	0.1 U	0.1 U	0.1 U	0.1 U	0.1 U	0.021 J	0.1 U	0.1 U	0.1 U	0.1 U	0.1 U	0.1 U	0.1 U	0.1 U	0.1 U	0.1 U	0.1 U	0.1 U	0.1 U	0.1 U	--	--	--	--
	February-11	--	--	0.1	--	--	--	--	--	--	--	--	--	--	--	--	--	--	--	--	--	--	--	--	--	--	--	--	--	--	--	--	--	--	--	--
	May-11	--	--	0.1	--	--	--	--	--	--	--	--	--	--	--	--	--	--	--	--	--	--	--	--	--	--	--	--	--	--	--	--	--	--	--	--
	September-11	--	--	0.1	--	--	--	--	--	--	--	--	--	--	--	--	--	--	--	--	--	--	--	--	--	--	--	--	--	--	--	--	--	--	--	--
	December-11	--	--	0.1	--	--	--	--	--	--	--	--	--	--	--	--	--	--	--	--	--	--	--	--	--	--	--	--	--	--	--	--	--	--	--	--
	February-12	--	--	0.1	--	--	--	--	--	--	--	--	--	--	--	--	--	--	--	--	--	--	--	--	--	--	--	--	--	--	--	--	--	--	--	--
	August-12	8270	0.067	0.10	--	--	--	--	--	--	--	ND	ND	ND	ND	--	--	--	--	ND	ND	ND	ND	ND	ND	ND	ND	ND	ND	--	--	--	--	--	--	--
	August-13	8270	0.037	0.10	--	--	--	--	--	--	--	ND	ND	ND	ND	--	--	--	--	ND	ND	ND	ND	ND	ND	ND	ND	ND	ND	--	--	--	--	--	--	--
	August-14	EPA 8270D	0.037	0.10	--	--	--	--	--	--	--	ND	ND	ND	ND	--	--	--	--	ND	ND	ND	ND	ND	ND	ND	--	ND	ND	--	--	--	--	--	--	--
Naphthalene	January-10	--	--	0.1	--	--	--	NA	0.1 U	0.019 J	0.1 U	0.1 U	0.1 U	0.1 U	0.1 U	0.1 U	0.1 U	0.1 U	0.1 U	0.1 U	0.015 J	0.019 B	0.1 U	0.1 U	0.025 B	0.018 B	NA	0.1 U	0.04 B	0.1 U	--	0.1 U	--	--	--	--
No MCL	April-10	--	--	0.1	0.1 U	0.1 U	--	0.1 U	0.1 U	0.1 U	0.094 J	0.1 U	0.1 U	0.1 U	0.1 U	0.1 U	0.1 U	0.1 U	0.1 U	0.1 U	0.1 U	0.1 U	0.1 U	0.1 U	0.1 U	0.1 U	0.1 U	0.1 U	0.1 U	0.1 U	0.1 U	0.1 U	--	--	--	--
	July-10	--	--	0.1	0.1 U	0.1 U	--	0.1 U	0.1 U	0.1 U	0.1 U	0.1 U	0.1 U	0.1 U	0.1 U	0.1 U	0.1 U	0.1 U	0.1 U	0.1 U	0.1 U	0.1 U	0.1 U	0.1 U	0.1 U	0.1 U	0.1 U	0.1 U	0.1 U	0.1 U	0.1 U	0.1 U	--	--	--	--
	November-10	--	--	0.1	0.13 B	0.095 B	--	0.094 B	0.075 B	0.082 B	0.13 B	0.078 J	0.064 J	0.071 B	0.1	0.071 B	0.063 B	0.052 B	0.037 B	0.045 B	0.032 B	0.035 B	0.1 U	0.019 B	0.1 U	0.017 B	0.068 B	0.016 B	0.055 B	0.02 B	0.074 B	0.041 B	--	--	--	--
	February-11	--	--	0.1	--	--	--	--	--	--	--	--	--	--	--	--	--	--	--	--	--	--	--	--	--	--	--	--	--	--	--	--	--	--	--	--
	May-11	--	--	0.1	--	--	--	--	--	--	--	--	--	--	--	--	--	--	--	--	--	--	--	--	--	--	--	--	--	--	--	--	--	--	--	--
	September-11	--	--	0.1	--	--	--	--	--	--	--	--	--	--	--	--	--	--	--	--	--	--	--	--	--	--	--	--	--	--	--	--	--	--	--	--
	December-11	--	--	0.1	--	--	--	--	--	--	--	--	--	--	--	--	--	--	--	--	--	--	--	--	--	--	--	--	--	--	--	--	--	--	--	--
	February-12	--	--	0.1	--	--	--	--	--	--	--	--	--	--	--	--	--	--	--	--	--	--	--	--	--	--	--	--	--	--	--	--	--	--	--	--
	August-12	8270	0.45	0.10	--	--	--	--	--	--	--	ND	ND	ND	ND	--	--	--	--	ND	ND	ND	ND	ND	ND	ND	ND	ND	0.10	--	--	--	--	--	--	--
	August-13	8270	0.035	0.10	--	--	--	--	--	--	--	ND	ND	ND	ND	--	--	--	--	0.051 J	ND	ND	ND	ND	ND	ND	ND	ND	0.14	--	--	--	--	--	--	--
	August-14	EPA 8270D	0.035	0.10	--	--	--	--	--	--	--	0.11	ND	0.057 J	ND	--	--	--	--	ND	ND	ND	ND	ND	ND	ND	--	ND	0.14	--	--	--	--	--	--	--
N-nitrosodiphenylamine/Diphenylamine	January-10	--	--	5	--	--	--	NA	5 U	5 U	5 U	5 U	5 U	5 U	5 U	5 U	5 U	5 U	5 U	5 U	5 U	5 U	5 U	5 U	5 U	5 U	NA	5 U	5 U	5 U	--	5 U	--	--	--	--
No MCL	April-10	--	--	5	5 U	5 U	--	5 U	5 U	5 U	5 U	5 U	5 U	5 U	5 U	5 U	5 U	5 U	5 U	5 U	5 U	5 U	5 U	5 U	5 U	5 U	5 U	5 U	5 U	5 U	5 U	5 U	--	--	--	--
	July-10	--	--	5	5 U	5 U	--	5 U	5 U	5 U	5 U	5 U	5 U	5 U	5 U	5 U	5 U	5 U	5 U	5 U	5 U	5 U	5 U	5 U	5 U	5 U	5 U	5 U	5 U	5 U	5 U	5 U	--	--	--	--
	November-10	--	--	5	5 U	5 U	--	5 U	5 U	5 U	5 U	5 U	5 U	5 U	5 U	5 U	5 U	5 U	5 U	5 U	5 U	5 U	5 U	5 U	5 U	0.3 J	0.54 J	5 U	5 U	5 U	5 U	5 U	--	--	--	--
	February-11	--	--	5	--	--	--	--	--	--	--	--	--	--	--	--	--	--	--	--	--	--	--	--	--	--	--	--	--	--	--	--	--	--	--	--
	May-11	--	--	5	--	--	--	--	--	--	--	--	--	--	--	--	--	--	--	--	--	--	--	--	--	--	--	--	--	--	--	--	--	--	--	--
	September-11	--	--	5	--	--	--	--	--	--	--	5 U	5 U	5 U	5 U	--	--	--	--	5 U	5 U	5 U	5 U	5 U	5 U	5 U	5 U	5 U	5 U	--	--	--	--	--	--	--
	December-11	--	--	5	--	--	--	--	--	--	--	--	--	--	--	--	--	--	--	--	--	--	--	--	--	--	--	--	--	--	--	--	--	--	--	--
	February-12	--	--	5	--	--	--	--	--	--	--	--	--	--	--	--	--	--	--	--	--	--	--	--	--	--	--	--	--	--	--	--	--	--	--	--
	August-12	8270	5.4	10	--	--	--	--	--	--	--	ND	ND	ND	ND	--	--	--	--	ND	ND	ND	ND	ND	ND	ND	ND	ND	ND	--	--	--	--	--	--	--
	August-13	8270	5.4	10	--	--	--	--	--	--	--	ND	ND	ND	ND	--	--	--	--	ND	ND	ND	ND	ND	ND	ND	ND	ND	ND	--	--	--	--	--	--	--
	August-14	EPA 8270D	5.4	10	--	--	--	--	--	--	--	ND	ND	ND	ND	--	--	--	--	ND	ND	ND	ND	ND	ND	ND	--	ND	ND	--	--	--	--	--	--	--
Nitrobenzene	January-10	--	--	5	--	--	--	NA	5 U	5 U	5 U	5 U	5 U	5 U	5 U	5 U	5 U	5 U	5 U	5 U	5 U	5 U	5 U	5 U	5 U	5 U	NA	5 U	5 U	5 U	--	5 U	--	--	--	--
No MCL	April-10	--	--	5	5 U	5 U	--	5 U	5 U	5 U	5 U	5 U	5 U	5 U	5 U	5 U	5 U	5 U	5 U	5 U	5 U	5 U	5 U	5 U	5 U	5 U	5 U	5 U	5 U	5 U	5 U	5 U	--	--	--	--
	July-10	--	--	5	5 U	5 U	--	5 U	5 U	5 U	5 U	5 U	5 U	5 U	5 U	5 U	5 U	5 U	5 U	5 U	5 U	5 U	5 U	5 U	5 U	5 U	5 U	5 U	5 U	5 U	5 U	5 U	--	--	--	--
	November-10	--	--	5	5 U	5 U	--	5 U	5 U	5 U	5 U	5 U	5 U	5 U	5 U	5 U	5 U	5 U	5 U	0.8 J	5 U	5 U	5 U	5 U	5 U	5 U	5 U	5 U	5 U	5 U	5 U	5 U	--	--	--	--
	February-11	--	--	5	--	--	--	--	--	--	--	--	--	--	--	--	--	--	--	--	--	--	--	--	--	--	--	--	--	--	--	--	--	--	--	--
	May-11	--	--	5	--	--	--	--	--	--	--	--	--	--	--	--	--	--	--	--	--	--	--	--	--	--	--	--	--	--	--	--	--	--	--	--
	September-11	--	--	5	--	--	--	--	--	--	--	5 U	5 U	5 U	5 U	--	--	--	--	5 U	5 U	5 U	5 U	5 U	5 U	5 U	5 U	5 U	5 U	--	--	--	--	--	--	--
	December-11	--	--	5	--	--	--	--	--	--	--	--	--	--	--	--	--	--	--	--	--	--	--	--	--	--	--	--	--	--	--	--	--	--	--	--
	February-12	--	--	5	--	--	--	--	--	--	--	--	--	--	--	--	--	--	--	--	--	--	--	--	--	--	--	--	--	--	--	--	--	--	--	--
	August-12	8270	3.1	10	--	--	--	--	--	--	--	ND	ND	ND	ND	--	--	--	--	ND	ND	ND	ND	ND	ND	ND	ND	ND	ND	--	--	--	--	--	--	--
	August-13	8270	3.1	10	--	--	--	--	--	--	--	ND	ND	ND	ND	--	--	--	--	ND	ND	ND	ND	ND	ND	ND	ND	ND	ND	--	--	--	--	--	--	--
	August-14	EPA 8270D	3.2	10	--	--	--	--	--	--	--	ND	ND	ND	ND	--	--	--	--	ND	ND	ND	ND	ND	ND	ND	--	ND	ND	--	--	--	--	--	--	--

TABLE 12

SUMMARY OF DETECTED ORGANIC COUMPOUNDS
GROUNDWATER SAMPLING LOCATIONS
KIM STAN LANDFILL

Analyte	Sample Collection Date	EPA Method	DL	QL	LF-10	LF-11D	LF-11S	LF-12D	LF-12S	LF-13	LF-14	LF-15D	LF-15S	LF-16D	LF-16S	MW-01D	MW-01S	MW-02D	MW-02S	MW-03D	MW-03S	MW-04D	MW-04S	MW-05D	MW-05S	MW-06D	MW-06S	MW-07D	MW-07S	MW-08D	MW-10D	MW-10S	FZ-01	FZ-02	Trip Blank	Method Blank
Phenanthrene	January-10	--	--	0.1	--	--	--	NA	0.1 U	0.1 U	0.1 U	0.1 U	0.1 U	0.1 U	0.1 U	0.1 U	0.1 U	0.1 U	0.1 U	0.1 U	0.1 U	0.1 U	0.1 U	0.1 U	0.1 U	0.1 U	NA	0.1 U	0.1 U	0.1 U	0.1 U	0.1 U	--	--	--	--
No MCL	April-10	--	--	0.1	0.1 U	0.1	--	0.1 U	0.1 U	0.1 U	0.11 B	0.1 U	0.1 U	0.1 U	0.1 U	0.1 U	0.1 U	0.1 U	0.1 U	0.1 U	0.1 U	0.1 U	0.1 U	0.1 U	0.1 U	0.11	0.1 U	0.1 U	0.1 U	0.1 U	0.1 U	0.1 U	--	--	--	--
	July-10	--	--	0.1	0.1 U	0.1 U	--	0.1 U	0.1 U	0.1 U	0.1 U	0.1 U	0.1 U	0.1 U	0.1 U	0.1 U	0.1 U	0.1 U	0.1 U	0.1 U	0.1 U	0.1 U	0.1 U	0.1 U	0.1 U	0.1 U	0.1 U	0.1 U	0.1 U	0.1 U	0.1 U	0.1 U	--	--	--	--
	November-10	--	--	0.1	0.17 B	0.04 B	--	0.048 B	0.043 B	0.17 B	0.065 B	0.44	0.021 J	0.1 B	0.048 J	0.1 B	0.11 B	0.097 B	0.056 B	0.096 B	0.084 B	0.11 B	0.044 B	0.038 B	0.027 B	0.034 B	0.18 B	0.033 B	0.028 B	0.024 B	0.16 B	0.078 B	--	--	--	--
	February-11	--	--	0.1	--	--	--	--	--	--	--	--	--	--	--	--	--	--	--	--	--	--	--	--	--	--	--	--	--	--	--	--	--	--	--	--
	May-11	--	--	0.1	--	--	--	--	--	--	--	--	--	--	--	--	--	--	--	--	--	--	--	--	--	--	--	--	--	--	--	--	--	--	--	--
	September-11	--	--	0.1	--	--	--	--	--	--	--	--	--	--	--	--	--	--	--	--	--	--	--	--	--	--	--	--	--	--	--	--	--	--	--	--
	December-11	--	--	0.1	--	--	--	--	--	--	--	--	--	--	--	--	--	--	--	--	--	--	--	--	--	--	--	--	--	--	--	--	--	--	--	--
	February-12	--	--	0.1	--	--	--	--	--	--	--	--	--	--	--	--	--	--	--	--	--	--	--	--	--	--	--	--	--	--	--	--	--	--	--	--
	August-12	8270	0.44	0.10	--	--	--	--	--	--	--	ND	ND	ND	ND	--	--	--	--	ND	ND	ND	ND	ND	ND	ND	ND	ND	ND	ND	--	--	--	--	--	--
	August-13	8270	0.039	0.10	--	--	--	--	--	--	--	ND	ND	ND	ND	--	--	--	--	ND	ND	ND	ND	ND	ND	ND	ND	ND	ND	ND	--	--	--	--	--	--
	August-14	EPA 8270D	0.039	0.10	--	--	--	--	--	--	--	ND	ND	ND	ND	--	--	--	--	ND	ND	ND	ND	ND	ND	ND	--	ND	ND	--	--	--	--	--	--	--
Pentachlorophenol	January-10	--	--	0.3	--	--	--	NA	0.3 U	0.3 U	0.3 U	0.3 U	0.2 U	0.2 U	0.2 U	0.3 R	0.3 R	0.3 R	0.3 U	0.2 R	0.2 R	0.3 R	0.3 U	0.2 U	0.3 U	0.2 U	NA	0.3 U	0.3 U	0.3 U	0.3 U	0.2 U	--	--	--	--
MCL = 1	April-10	--	--	10	10 U	10 U	--	10 U	10 U	10 U	10 U	10 U	2.2 J	10 U	10 U	10 U	10 U	10 U	10 U	10 U	10 U	10 U	10 U	2.2 J	10 U	0.14 J	10 U	10 U	10 U	10 U	0.15 J	10 U	10 U	10 U	--	--
	July-10	--	--	10	10 U	10 R	--	10 U	10 U	10 U	10 U	10 U	10 U	10 R	10 R	10 R	10 R	10 R	10 R	10 R	10 R	10 R	10 R	10 R	10 R	10 R	10 R	10 R	10 R	10 R	10 R	10 R	--	--	--	--
	November-10	--	--	10	10 R	10 R	--	10 R	10 R	10 R	10 R	10 R	10 R	10 R	10 R	10 R	10 R	10 R	10 R	10 R	10 R	10 R	10 R	10 R	10 R	10 R	10 R	10 R	10 R	10 R	10 R	10 R	--	--	--	--
	February-11	--	--	10	--	--	--	--	--	--	--	--	--	--	--	--	--	--	--	--	--	--	--	--	--	--	--	--	--	--	--	--	--	--	--	--
	May-11	--	--	10	--	--	--	--	--	--	--	--	--	--	--	--	--	--	--	--	--	--	--	--	--	--	--	--	--	--	--	--	--	--	--	--
	September-11	--	--	10	--	--	--	--	--	--	--	10 U	10 U	10 R	10 R	--	--	--	--	10 U	10 U	10 R	10 R	10 U	10 U	10 U	10 U	10 R	10 R	--	--	--	--	--	--	--
	December-11	--	--	10	--	--	--	--	--	--	--	--	--	--	--	--	--	--	--	--	--	--	--	--	--	--	--	--	--	--	--	--	--	--	--	--
	February-12	--	--	10	--	--	--	--	--	--	--	--	--	--	--	--	--	--	--	--	--	--	--	--	--	--	--	--	--	--	--	--	--	--	--	--
	August-12	8270	6.3	10	--	--	--	--	--	--	--	ND	ND	ND	ND	--	--	--	--	ND	ND	ND	ND	ND	ND	ND	ND	ND	ND	ND	--	--	--	--	--	--
	August-13	8270	6.3	10	--	--	--	--	--	--	--	ND	ND	ND	ND	--	--	--	--	ND	ND	ND	ND	ND	ND	ND	ND	ND	ND	ND	--	--	--	--	--	--
	August-14	EPA 8270D	8.2	10	--	--	--	--	--	--	--	ND	ND	ND	ND	--	--	--	--	ND	ND	ND	ND	ND	ND	ND	--	ND	ND	--	--	--	--	--	--	--
Phenol	January-10	--	--	5	--	--	--	NA	5 U	5 U	5 U	5 U	5 U	5 U	5 U	5 U	5 U	5 U	5 U	5 U	5 U	5 U	5 U	5 U	5 U	5 U	NA	5 U	5 U	5 U	--	5 U	--	--	--	--
No MCL	April-10	--	--	5	5 U	5 U	--	5 U	5 U	5 U	5 U	5 U	5 U	5 U	5 U	5 U	5 U	5 U	5 U	5 U	5 U	5 U	5 U	5 U	5 U	5 U	5 U	5 U	5 U	5 U	5 U	5 U	--	--	--	--
	July-10	--	--	5	5 U	5 U	--	5 U	5 U	5 U	5 U	5 U	5 U	5 U	5 U	5 U	5 U	5 U	5 U	5 U	5 U	5 U	5 U	5 U	5 U	5 U	5 U	5 U	5 U	5 U	5 U	5 U	--	--	--	--
	November-10	--	--	5	0.35 B	0.93 B	--	0.41 B	0.34 B	0.39 B	0.43 B	0.31 J	0.31 J	0.37 B	0.38 J	0.37 B	0.31 J	5 U	5 U	5 U	5 U	5 U	0.18 J	5 U	5 U	5 U	0.36 B	5 U	5 U	5 U	0.31 B	0.24 B	--	--	--	--
	February-11	--	--	5	--	--	--	--	--	--	--	--	--	--	--	--	--	--	--	--	--	--	--	--	--	--	--	--	--	--	--	--	--	--	--	--
	May-11	--	--	5	--	--	--	--	--	--	--	--	--	--	--	--	--	--	--	--	--	--	--	--	--	--	--	--	--	--	--	--	--	--	--	--
	September-11	--	--	5	--	--	--	--	--	--	--	5 U	5 U	5 U	5 U	--	--	--	--	5 U	5 U	5 U	5 U	5 U	5 U	5 U	5 U	5 U	5 U	--	--	--	--	--	--	--
	December-11	--	--	5	--	--	--	--	--	--	--	--	--	--	--	--	--	--	--	--	--	--	--	--	--	--	--	--	--	--	--	--	--	--	--	--
	February-12	--	--	5	--	--	--	--	--	--	--	--	--	--	--	--	--	--	--	--	--	--	--	--	--	--	--	--	--	--	--	--	--	--	--	--
	August-12	8270	1.4	10	--	--	--	--	--	--	--	ND	ND	ND	ND	--	--	--	--	ND	ND	ND	ND	ND	ND	ND	ND	ND	ND	ND	--	--	--	--	--	--
	August-13	8270	1.4	10	--	--	--	--	--	--	--	ND	ND	ND	ND	--	--	--	--	ND	ND	ND	ND	ND	ND	ND	ND	ND	ND	ND	--	--	--	--	--	--
	August-14	EPA 8270D	5.6	10	--	--	--	--	--	--	--	ND	ND	ND	ND	--	--	--	--	ND	ND	ND	ND	ND	ND	ND	--	ND	ND	--	--	--	--	--	--	--
Pyrene	January-10	--	--	0.1	--	--	--	NA	0.1 U	0.1 U	0.1 U	0.1 U	0.1 U	0.1 U	0.1 U	0.1 U	0.1 U	0.1 U	0.1 U	0.1 U	0.1 U	0.1 U	0.1 U	0.1 U	0.1 U	0.1 U	NA	0.1 U	0.1 U	0.04 J	0.1 U	--	--	--	--	--
No MCL	April-10	--	--	0.1	0.1 U	0.1 U	--	0.1 U	0.1 U	0.1 U	0.1 U	0.1 U	0.1 U	0.1 U	0.1 U	0.1 U	0.1 U	0.1 U	0.1 U	0.1 U	0.1 U	0.1 U	0.1 U	0.1 U	0.1 U	0.1 U	0.1 U	0.1 U	0.1 U	0.1 U	0.1 U	0.1 U	--	--	--	--
	July-10	--	--	0.1	0.1 U	0.1 U	--	0.1 U	0.1 U	0.1 U	0.1 U	0.1 U	0.1 U	0.1 U	0.1 U	0.1 U	0.1 U	0.1 U	0.1 U	0.1 U	0.1 U	0.1 U	0.1 U	0.1 U	0.1 U	0.1 U	0.1 U	0.1 U	0.1 U	0.1 U	0.1 U	0.1 U	--	--	--	--
	November-10	--	--	0.1	0.1 U	0.1 U	--	0.086 J	0.1 U	0.4	0.1 U	0.1 U	0.1 U	0.1 U	0.1 U	0.1 U	0.1 U	0.1 U	0.1 U	0.042 J	0.018 J	0.1 U	0.1 U	0.1 U	0.1 U	0.1 U	0.018 J	0.1 U	0.1 U	0.056 J	0.1 U	0.1 U	--	--	--	--
	February-11	--	--	0.1	--	--	--	--	--	--	--	--	--	--	--	--	--	--	--	--	--	--	--	--	--	--	--	--	--	--	--	--	--	--	--	--
	May-11	--	--	0.1	--	--	--	--	--	--	--	--	--	--	--	--	--	--	--	--	--	--	--	--	--	--	--	--	--	--	--	--	--	--	--	--
	September-11	--	--	0.1	--	--	--	--	--	--	--	--	--	--	--	--	--	--	--	--	--	--	--	--	--	--	--	--	--	--	--	--	--	--	--	--
	December-11	--	--	0.1	--	--	--	--	--	--	--	--	--	--	--	--	--	--	--	--	--	--	--	--	--	--	--	--	--	--	--	--	--	--	--	--
	February-12	--	--	0.1	--	--	--	--	--	--	--	--	--	--	--	--	--	--	--	--	--	--	--	--	--	--	--	--	--	--	--	--	--	--	--	--
	August-12	8270	0.053	0.10	--	--	--	--	--	--	--	ND	ND	ND	ND	--	--	--	--	ND	ND	ND	ND	ND	ND	ND	ND	ND	ND	0.081 J	--	--	--	--	--	--
	August-13	8270	0.048	0.10	--	--	--	--	--	--	--	ND	ND	ND	ND	--	--	--	--	ND	ND	ND	ND	ND	ND	ND	ND	ND	ND	0.13	--	--	--	--	--	--
	August-14	EPA 8270D	0.048	0.10	--	--	--	--	--	--	--	ND	ND	ND	ND	--	--	--	--	ND	ND	ND	ND	ND	ND	ND	--	ND	ND	--	--	--	--	--	--	--

Notes: All concentrations are reported in micrograms per liter
ug/l = micrograms per liter
MCL = Maximum Contaminant Level
DL = Laboratory detection limit
QL = Laboratory quantitation limit
B = Blank qualified
J = Estimated Concentration; Detected at a concentration below the quantitation limit
R = Reported value may be biased high. Actual value is expected to be lower
L = Reported value may be biased low. Actual value is expected to be higher
R = Unusable result, analyte may or may not be present
U = Not detected at associated quantitation limit
UL = Not detected, quantitation limit is probably higher
"--" = Not Available
NA = Not Available

Table I-9: Monitoring Well Groundwater Level Summary, 2010-2015

TABLE 9
MONITORING WELL GROUNDWATER LEVEL SUMMARY
KIM STAN LANDFILL

Monitoring Well Location	General Location	Completed In	Total Well Depth (ft)	Screened Interval (ft)	Approx. Screened Interval Elev.	Screen Length	Top of PVC Casing Elev (Measuring Point)	Round 1 (01/04/10)		Round 2 (04/12/10)		Round 3 (07/12/10)		Round 4 (11/15/10)		Round 5 (02/14/11)		Round 6 (05/17/11)		Round 7 (09/12/11)		Round 8 (12/29/11)		Round 9 (02/26/12)		Round 10 (8/7/12)		Round 11 (2/13/13)		Round 12 (8/5/13)		Round 13 (2/24/14)		Round 13 (8/4/14)		Round 14 (2/24/15)	
								Depth to Water (ft btoc)	Ground Water Elev. (ft)	Depth to Water (ft btoc)	Ground Water Elev. (ft)	Depth to Water (ft btoc)	Ground Water Elev. (ft)	Depth to Water (ft btoc)	Ground Water Elev. (ft)	Depth to Water (ft btoc)	Ground Water Elev. (ft)	Depth to Water (ft btoc)	Ground Water Elev. (ft)	Depth to Water (ft btoc)	Ground Water Elev. (ft)	Depth to Water (ft btoc)	Ground Water Elev. (ft)	Depth to Water (ft btoc)	Ground Water Elev. (ft)	Depth to Water (ft btoc)	Ground Water Elev. (ft)	Depth to Water (ft btoc)	Ground Water Elev. (ft)	Depth to Water (ft btoc)	Ground Water Elev. (ft)	Depth to Water (ft btoc)	Ground Water Elev. (ft)	Depth to Water (ft btoc)	Ground Water Elev. (ft)	Depth to Water (ft btoc)	Ground Water Elev. (ft)
LF-10	Seibel	Bedrock	101.57	91.57-101.57	1048 - 1038	10	1139.57	(1)	(1)	0.10	1139.47	4.80	1134.77	8.97	1130.60	7.78	1131.79	-1.83	1137.74	8.40	1131.17	5.86	1133.71	3.37	1136.20	6.15	1133.42	4.92	1134.65	2.50	1137.07	0.74	1138.83	5.47	1134.10	5.03	1134.54
LF-11D	Landfill (SW)	Bedrock	67.20	57.20-67.20	1160 - 1150	10	1217.70	40.16	1177.54	41.45	1176.25	53.53	1164.17	56.26	1161.44	55.42	1162.28	44.22	1173.48	56.20	1161.50	50.47	1167.23	48.40	1169.30	55.75	1161.95	49.78	1167.92	49.50	1168.20	41.56	1176.14	53.17	1164.53	51.00	1166.70
LF-11S		Bedrock	46.56	31.56-46.56	1186 - 1171	15	1217.76	39.92	1177.84	41.28	1176.48	(2)	(2)	44.51	1173.25	(2)	(2)	44.14	1173.62	(2)	(2)	(2)	(2)	(2)	(2)	(2)	(2)	(2)	(2)	(2)	(2)	41.61	1176.15	(2)	(2)	(2)	(2)
LF-12S	Upgradient of Landfill	Bedrock	96.00	44.58-54.58	1160 - 1150	10	1205.08	12.44	1192.64	11.69	1193.39	21.75	1183.33	22.42	1182.66	20.23	1184.85	13.02	1192.06	22.55	1182.53	16.21	1188.87	14.61	1190.47	19.34	1185.74	17.52	1187.56	16.86	1188.22	11.91	1193.17	20.35	1184.73	18.07	1187.01
LF-12D		Bedrock		86.57-96.57	1118 - 1108	10	1205.07	12.53	1192.54	11.46	1193.61	21.64	1183.43	22.21	1182.86	20.22	1184.85	12.99	1192.08	23.30	1181.77	16.40	1188.67	14.71	1190.36	19.63	1185.44	17.48	1187.59	16.57	1188.50	11.97	1193.10	20.47	1184.60	18.04	1187.03
LF-13	Landfill (SE)	Bedrock	67.91	52.91-67.91	1158 - 1143	15	1211.09	19.99	1191.10	19.91	1191.18	21.77	1189.32	21.11	1189.98	20.55	1190.54	19.71	1191.38	21.40	1189.69	19.92	1191.17	19.98	1191.11	20.79	1190.30	20.52	1190.57	20.98	1190.11	19.82	1191.27	22.14	1188.95	20.72	1190.37
LF-14	Landfill (E)	Bedrock	118.97	108.97-118.97	1076 - 1066	10	1184.96	15.08	1169.88	15.75	1169.21	21.05	1163.91	20.34	1164.62	19.80	1165.16	16.10	1168.86	22.10	1162.86	17.22	1167.74	17.21	1167.75	20.52	1164.44	18.40	1166.56	18.70*	1166.26	13.94	1171.02	19.37	1165.59	17.07	1167.89
LF-15D	SWM Pond	Bedrock	85.27	70.27-85.27	1063 - 1048	15	1133.52	6.55	1126.97	6.94	1126.58	9.21	1124.31	8.40	1125.12	8.71	1124.81	6.04	1127.48	8.00	1125.52	5.92	1127.60	6.49	1127.03	7.44	1126.08	7.32	1126.20	8.33	1125.19	4.23	1129.29	10.41	1123.11	9.15	1124.37
LF-15S		Overburden	29.54	14.54-29.54	1120 - 1105	15	1134.41	9.67	1124.74	9.60	1124.81	11.00	1123.41	10.23	1124.18	10.35	1124.06	5.61	1128.80	8.85	1125.56	5.80	1128.61	6.62	1127.79	7.57	1126.84	8.46	1125.95	9.95	1124.46	3.5	1130.91	10.79	1123.62	9.36	1125.05
LF-16D	Landfill (NW)	Bedrock	87.59	77.59-87.59	1049 - 1039	10	1126.36	5.09	1121.27	5.68	1120.68	9.10	1117.26	9.50	1116.86	8.75	1117.61	6.80	1119.56	10.10	1116.26	7.94	1118.42	7.50	1118.86	9.00	1117.36	8.21	1118.15	7.80	1118.56	6.57	1119.79	9.85	1116.51	8.27	1118.09
LF-16S		Overburden	45.03	30.0-45.0	1096 - 1081	15	1126.39	5.89	1120.50	6.41	1119.98	8.92	1117.47	9.49	1116.90	8.71	1117.68	7.33	1119.06	10.21	1116.18	8.12	1118.27	7.79	1118.60	9.11	1117.28	8.41	1117.98	8.35	1118.04	7.48	1118.91	10.47	1115.92	8.97	1117.42
MW-01D	CSX Access Rd.	Overburden	36.89	26.89-36.89	1091 - 1081	10	1117.69	7.30	1110.39	7.49	1110.20	11.13	1106.56	5.75	1111.94	8.73	1108.96	7.68	1110.01	10.83	1106.86	7.25	1110.44	8.05	1109.64	8.81	1108.88	8.44	1109.25	9.00	1108.69	7.31	1110.38	11.38	1106.31	8.60	1109.09
MW-01S		Overburden	26.87	11.87 - 26.87	1106 - 1091	15	1117.57	4.92	1112.65	5.18	1112.39	8.02	1109.55	9.09	1108.48	5.61	1111.96	5.10	1112.47	7.38	1110.19	5.26	1112.31	5.49	1112.08	5.28	1112.29	5.27	1112.30	5.68	1111.89	4.72	1112.85	8.02	1109.55	5.41	1112.16
MW-02D	CSX Access Rd.	Bedrock	49.91	39.91-49.91	1069 - 1059	10	1108.91	4.61	1104.30	4.89	1104.02	7.34	1101.57	5.87	1103.04	5.76	1103.15	5.12	1103.79	7.85	1101.06	5.09	1103.82	5.14	1103.77	5.80	1103.11	5.55	1103.36	5.88	1103.03	4.28	1104.63	7.70	1101.21	5.13	1103.78
MW-02S		Overburden	23.92	13.92-23.92	1095 - 1085	10	1108.62	4.95	1103.67	5.22	1103.40	7.72	1100.90	6.05	1102.57	5.94	1102.68	(4)	(4)	7.97	1100.65	5.19	1103.43	5.37	1103.25	6.06	1102.56	5.53	1103.09	6.25	1102.37	4.80	1103.82	8.05	1100.57	5.66	1102.96
MW-03D	CSX Access Rd.	Bedrock	35.26	25.26-35.26	1078 - 1068	10	1103.16	3.22	1099.94	3.40	1099.76	5.57	1097.59	3.86	1099.30	3.86	1099.30	3.38	1099.78	5.25	1097.91	3.19	1099.97	3.32	1099.84	3.81	1099.35	3.52	1099.64	4.21	1098.95	2.17	1100.99	5.34	1097.82	4.40	1098.76
MW-03S		Overburden	19.95	9.95-19.95	1093 - 1083	10	1103.05	3.02	1100.03	3.26	1099.79	5.95	1097.10	3.81	1099.24	3.80	1099.25	3.40	1099.65	5.15	1097.90	3.13	1099.92	3.27	1099.78	3.77	1099.28	3.47	1099.58	4.14	1098.91	3.05	1100.00	5.42	1097.63	3.30	1099.75
MW-04D	CSX Access Rd.	Bedrock	40.31	30.31-40.31	1073-1063	10	1103.51	6.01	1097.50	6.32	1097.19	8.45	1095.06	6.94	1096.57	6.72	1096.79	6.51	1097.00	8.00	1095.51	6.43	1097.08	6.71	1096.80	8.06	1095.45	7.05	1096.46	8.15	1095.36	6.87	1096.64	9.48	1094.03	7.40	1096.11
MW-04S		Overburden	21.94	11.94-21.94	1091 - 1081	10	1103.14	5.33	1097.81	5.55	1097.59	7.71	1095.43	6.18	1096.96	5.98	1097.16	5.75	1097.39	7.30	1095.84	5.21	1097.93	5.28	1097.86	6.40	1096.74	5.30	1097.84	6.36	1096.78	4.72	1098.42	7.33	1095.81	5.26	1097.88
MW-05D	CSX Access Rd.	Bedrock	43.70	33.70-43.70	1074 - 1064	10	1107.40	7.39	1100.01	7.79	1099.61	10.64	1096.76	8.85	1098.55	8.30	1099.10	7.62	1099.78	10.18	1097.22	7.32	1100.08	7.20	1100.20	9.23	1098.17	7.42	1099.98	8.68	1098.72	6.31	1101.09	10.14	1097.26	8.48	1098.92
MW-05S		Overburden	25.12	15.12-25.12	1093 - 1083	10	1107.62	7.20	1100.42	7.62	1100.00	9.93	1097.69	8.55	1099.07	8.04	1099.58	7.31	1100.31	9.60	1098.02	6.67	1100.95	6.79	1100.83	9.12	1098.50	7.50	1100.12	8.72	1098.90	6.7	1100.92	10.31	1097.31	7.45	1100.17
MW-06D	Church Property	Bedrock	37.83	31.83-37.83	1077 - 1071	6	1108.83	2.82	1106.01	3.66	1105.17	6.74	1102.09	4.66	1104.17	5.13	1103.70	2.76	1106.07	5.70	1103.13	3.59	1105.24	3.98	1104.85	3.24	1105.59	3.95	1104.88	4.80	1104.03	2.95	1105.88	6.68	1102.15	5.09	1103.74
MW-06S		Overburden	27.23	17.23-27.23	1092 - 1082	10	1108.93	2.80	1106.13	3.49	1105.44	6.28	1102.65	3.61	1105.32	4.06	1104.87	3.85	1105.08	4.00	1104.93	2.06	1106.87	2.64	1106.29	4.07	1104.86	3.25	1105.68	4.32	1104.61	2.97	1105.96	5.61	1103.32	3.81	1105.12
MW-07D	CSX Property	Bedrock	66.37	56.37-66.37	1065 - 1055	10	1121.32	11.13	1110.19	12.54	1108.78	14.61	1106.71	13.42	1107.90	13.71	1107.61	12.68	1108.64	13.51	1107.81	11.79	1109.53	12.31	1109.01	12.80	1108.52	12.86	1108.46	13.63	1107.69	11.71	1109.61	11.94	1109.38	14.75	1106.57
MW-07S		Overburden	23.13	13.13-23.13	1108 - 1098	10	1121.53	10.11	1111.42	10.57	1110.96	12.10	1109.43	11.04	1110.49	11.57	1109.96	9.17	1112.36	9.90	1111.63	9.21	1112.32	9.71	1111.82	9.18	1112.35	11.00	1110.53	11.27	1110.26	7.69	1113.84	11.94	1109.59	10.85	1110.68
MW-08D	CSX Property	Bedrock	69.96	59.96-69.96	1065 - 1055	10	1124.56	20.62	1103.94	19.97	1104.59	21.70	1102.86	21.60	1102.96	22.01	1102.55	21.62	1102.94	21.90	1102.66	21.08	1103.48	21.53	1103.03	21.73	1102.83	22.00	1102.56	22.53	1102.03	19.20	1105.36	23.08	1101.48	22.35	1102.21
MW-08S		Overburden	22.35	12.35-22.35	1113 - 1103	10	1125.15	(2)	(2)	22.26	1102.89	(2)	(2)	22.50	1102.65	22.38	1102.77	19.63	1105.52	22.30	1102.85	20.98	1104.17	21.91	1103.24	21.51	1103.64	(2)	1127.15	(2)	(2)	18.82	1106.33	(2)	(2)	22.20	1102.95
MW-10D	Seibel	Bedrock	63.73	48.73-63.73	1080 - 1065	15	1128.66	(3)	(3)	6.15	1122.51	9.67	1118.99	9.82	1118.84	8.82	1119.84	7.08	1121.58	10.80	1117.86	8.84	1119.82	7.44	1121.22	9.00	1119.66	8.05	1120.61	8.10	1120.56	6.04	1122.62	10.13	1118.53	8.04	1120.62
MW-10S		Overburden	38.34	23.34-38.34	1107 - 1092	15	1130.24	6.48	1123.76	7.04	1123.20	10.68	1119.56	10.90	1119.34	9.78	1120.46	7.92	1122.32	11.75	1118.49	8.78	1121.46	8.33	1121.91	10.13	1120.11	8.90	1121.34	9.00	1121.24	6.76	1123.48	11.05	1119.19	8.95	1121.29
PZ-01	CSX Property	Overburden	18.60	8.60-18.60	1088 - 1078	10	1098.29	-	-	5.51	1092.78	7.81	1090.48	5.83	1092.46	5.71	1092.58	5.33	1092.96	-	-	5.23	1093.06	5.43	1092.86	6.53	1091.76	5.31	1092.98	6.36	1091.93	7.74	1090.55	6.68	1091.61	5.14	1093.15
PZ-02	CSX Property	Overburden	24.92	9.95-24.92	1085 - 1070	15	1098.10	-	-	11.05	1087.05	13.68	1084.42	12.95	1085.15	12.55	1085.55	9.59	1088.51	-	-	10.20	1087.90	10.29	1087.81	13.95	1084.15	10.80	1087.30	12.90	1085.20	8.17	1089.93	14.23	1083.87	11.45	1086.65

Notes:
1) No value was recorded because well was encased in ice (due to artesian)
2) No value was recorded because well was dry
3) No value was recorded because well was buried under large snow pile
4) No value was recorded because the lock was unable to be removed from the well lid..
* Initial depth was inadvertently not recorded. Value is from the first recorded parameter reading.

Figure I-1: Groundwater Surface Contour Map, February 2015

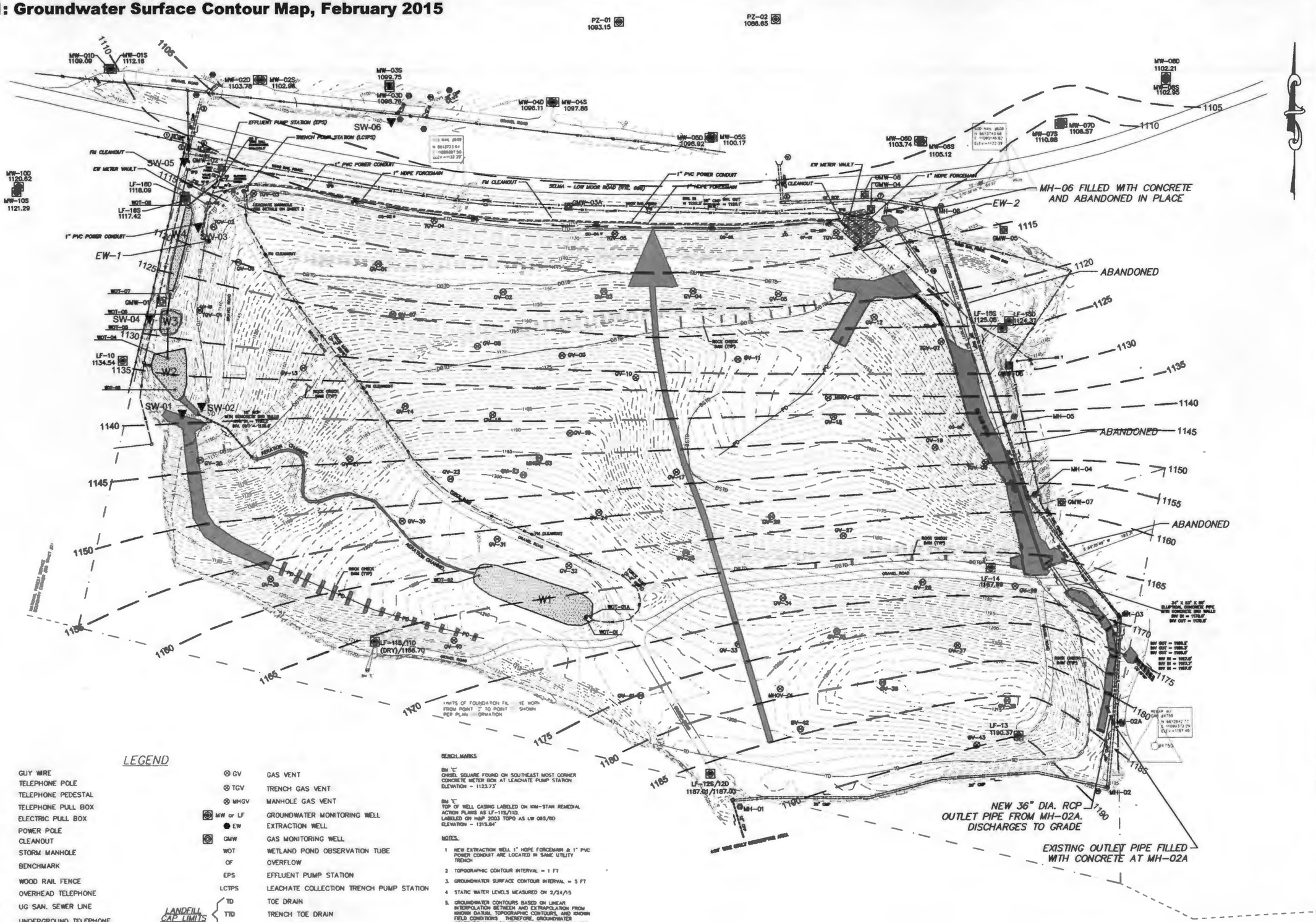

LEGEND

GUY WIRE	
TELEPHONE POLE	
TELEPHONE PEDESTAL	
TPB	TELEPHONE PULL BOX
EPB	ELECTRIC PULL BOX
POWER POLE	
CLEANOUT	
STORM MANHOLE	
BENCHMARK	
WOOD RAIL FENCE	
OH T	OVERHEAD TELEPHONE
SS	UG SAN. SEWER LINE
UG T	UNDERGROUND TELEPHONE
OH E	OVERHEAD ELECTRIC
ROCK RIP-RAP / CHECK DAMS	
WETLAND PONDS (W1-W4)	
GV	GAS VENT
TGV	TRENCH GAS VENT
MHGV	MANHOLE GAS VENT
MW or LF	GROUNDWATER MONITORING WELL
EW	EXTRACTION WELL
GMW	GAS MONITORING WELL
WOT	WETLAND POND OBSERVATION TUBE
OF	OVERFLOW
EPS	EFFLUENT PUMP STATION
LCTPS	LEACHATE COLLECTION TRENCH PUMP STATION
LANDFILL CAP LIMITS: TD	TOE DRAIN
TTD	TRENCH TOE DRAIN
AT	ANCHOR TRENCH
DBTD	DIVERSION BERM TOE DRAIN
BSTD	BOTTOM SLOPE TOE DRAIN
PD	SUBSURFACE PIPE DRAIN

BENCH MARKS

BM "C"
CHISEL SQUARE FOUND ON SOUTHEAST MOST CORNER CONCRETE METER BOX AT LEACHATE PUMP STATION
ELEVATION = 1123.73'

BM "C"
TOP OF WELL CASING LABELED ON KIM-STAN REMEDIAL ACTION PLANS AS LF-11S/11D.
LABELED ON NMP 2003 TOPO AS LW 085/BD
ELEVATION = 1215.84'

NOTES:

1. NEW EXTRACTION WELL 1" HDPE FORCEMAIN & 1" PVC POWER CONDUIT ARE LOCATED IN SAME UTILITY TRENCH
2. TOPOGRAPHIC CONTOUR INTERVAL = 1 FT
3. GROUNDWATER SURFACE CONTOUR INTERVAL = 5 FT
4. STATIC WATER LEVELS MEASURED ON 2/24/15
5. GROUNDWATER CONTOURS BASED ON LINEAR INTERPOLATION BETWEEN AND EXTRAPOLATION FROM KNOWN DATUM, TOPOGRAPHIC CONTOURS, AND KNOWN FIELD CONDITIONS. THEREFORE, GROUNDWATER CONTOURS MAY NOT REFLECT ACTUAL GROUNDWATER CONDITIONS.
6. GROUNDWATER CONTOUR LINES SHOW THE WATER TABLE SHAPE AND ELEVATION. THESE CONTOURS ARE INFERRED LINES FOLLOWING THE GROUNDWATER SURFACE AT A CONSTANT ELEVATION ABOVE SEA LEVEL. THE GROUNDWATER FLOW DIRECTION IS GENERALLY PERPENDICULAR TO THE GROUNDWATER SURFACE CONTOURS, SIMILAR TO THE RELATIONSHIP BETWEEN SURFACE WATER FLOW AND TOPOGRAPHIC CONTOURS.

DATE	REVISIONS AND RECORD OF ISSUE	NO	BY	CK
	FIRST SEMIANNUAL 2015 REPORT			

DESIGNED HAA
DRAWN CADD
CHECKED MW
APPROVED JGW
DATE 09/19/15

© 2015 Joyce Engineering, Inc. All rights reserved.

JOYCE ENGINEERING
1604 OWNBY LANE
RICHMOND, VA 23220
PHONE: (804) 355-4220

KIM STAN SUPERFUND LANDFILL SITE
ALLEGHANY COUNTY, VIRGINIA

GROUNDWATER SURFACE CONTOUR MAP
FEBRUARY 24, 2015

PROJECT NO. 869.1401.03

SCALE AS SHOWN

DRAWING NO. 2

Table J-1: Landfill Leachate Level Summary, 2010-2015

TABLE 1
LANDFILL LEACHATE LEVEL SUMMARY
KIM STAN LANDFILL
March 2015

Location	Measuring Point (1) Elevation (ft)	Depth to Leachate Level (ft)	Leachate Level Elevation	Gas Vent No.	Measuring Point (1) Elevation (ft)	Depth to Leachate Level (ft)	Leachate Level Elevation
Landfill Gas Vents (GVs)							
GV-1	1147.24	25.02	1122.22	GV-23	1201.99	22.60	1179.39
GV-2	1153.30	28.31	1124.99	GV-24	1201.62	38.22	1163.40
GV-3	1154.38	30.62	1123.76	GV-25	1195.07	25.20	1169.87
GV-4	1152.95	29.49	1123.46	GV-26	1177.15	17.62	1159.53
GV-5	1148.08	21.68	1126.40	GV-27	1181.52	38.14	1143.38
GV-6	1143.35	DRY	---	GV-28	1189.43	38.65	1150.78
GV-7	1161.64	39.18	1122.46	GV-29	1186.01	27.41	1158.60
GV-8	1170.96	48.16	1122.80	GV-30	1202.73	40.02	1162.71
GV-9	1174.63	47.66	1126.97	GV-31	1207.66	45.89	1161.77
GV-10	1179.98	37.71	1142.27	GV-32	1208.33	43.20	1165.13
GV-11	1166.01	34.22	1131.79	GV-33	1205.66	30.01	1175.65
GV-12	1147.19	25.71	1121.48	GV-34	1198.75	41.12	1157.63
GV-13	1167.48	36.18	1131.30	GV-35	1208.15	31.02	1177.13
GV-14	1184.32	43.99	1140.33	GV-36	1216.83	30.75	1186.08
GV-15	1188.52	53.28	1135.24	GV-37	1211.16	38.23	1172.93
GV-16	1193.73	20.02	1173.71	GV-38	1218.04	35.86	1182.18
GV-17	1175.24	18.00	1157.24	GV-39	1200.96	20.98	1179.98
GV-18	1164.88	27.14	1137.74	GV-40	1215.07	14.60	1200.47
GV-19	1157.89	27.70	1130.19	GV-41	1209.96	21.11	1188.85
GV-20	1156.93	10.22	1146.71	GV-42	1209.14	16.51	1192.63
GV-21	1191.06	46.49	1144.57	GV-43	1208.89	16.15	1192.74
GV-22	1203.12	48.21	1154.91				
Landfill Manhole Gas Vents (MHGVs)							
MHGV-01	1208.70	25.36	1183.34				
MHGV-02	1164.46	26.12	1138.34				
MHGV-03	1198.33	DRY	---				
Landfill Leachate Collection Trench Gas Vents (TGVs)							
TGV-01	1134.93	27.12	1107.81	TGV-05	1130.49	16.00	1114.49
TGV-02	1132.70	28.30	1104.40	TGV-06	1131.23	13.02	1118.21
TGV-03	1130.62	26.10	1104.52	TGV-07	1136.99	19.19	1117.80
TGV-04	1130.86	DRY	---	TGV-08	1147.71	19.98	1127.73
Leachate Collection Trench Pump Station							
Manhole	1125.42	2.95	1122.47				
Engineered Wetland Ponds							
WOT-01	1210.30	0.00	1210.30	WOT-05	1127.46	0.00	1127.46
WOT-02	1208.68	0.00	1208.68	WOT-06	1127.07	1.19	1125.88
WOT-03	1132.29	1.12	1131.17	WOT-07	1123.67	0.00	1123.67
WOT-04	1132.22	1.48	1130.74	WOT-08	1123.15	0.00	1123.15

Notes:

1) Measuring Point for GVs, MHGVs, and TGVs is Invert of PVC Tee.
Measuring Point for Collection Trench Pump Station is top of pump station (not lid)
Measuring Point for WOTs is Top of PVC Casing

Table J-2: Leachate Levels in Leachate Collection Trench, 2010-2015

TABLE 2
LEACHATE LEVELS IN LEACHATE COLLECTION TRENCH
QUARTERLY SUMMARY
KIM STAN LANDFILL

Location	Measuring Point (1) Elevation (ft)	January-10		April-10		July-10		November-10		February-11	
		Depth to Leachate (ft)	Leachate Level Elevation	Depth to Leachate (ft)	Leachate Level Elevation	Depth to Leachate (ft)	Leachate Level Elevation	Depth to Leachate (ft)	Leachate Level Elevation	Depth to Leachate (ft)	Leachate Level Elevation
TGV-01	1134.93	11.37	1123.56	15.01	1119.92	20.29	1114.64	25.06	1109.87	22.96	1111.97
TGV-02	1132.70	9.17	1123.53	12.80	1119.90	18.17	1114.53	23.26	1109.44	20.97	1111.73
TGV-03	1130.62	6.83	1123.79	15.43	1115.19	27.62	1103.00	28.05	1102.57	23.89	1106.73
TGV-04	1130.86	6.65	1124.21	16.03	1114.83	22.02	1108.84	22.03	1108.83	22.63	1108.23
TGV-05	1130.49	6.30	1124.19	15.51	1114.98	15.49	1115.00	15.44	1115.05	15.51	1114.98
TGV-06	1131.23	6.76	1124.47	8.38	1122.85	8.58	1122.65	8.42	1122.81	8.63	1122.60
TGV-07	1136.99	12.79	1124.20	14.18	1122.81	14.54	1122.45	14.39	1122.60	12.63	1124.36
TGV-08	1147.71	20.80	1126.91	20.73	1126.98	21.91	1125.80	21.22	1126.49	20.20	1127.51
LCTPS	1125.42	2.18	1123.24	15.48	1109.94	21.08	1104.34	21.37	1104.05	21.27	1104.15

Location	Measuring Point (1) Elevation (ft)	May-11		8-Aug-11		15-Sep-11		14-Oct-11		16-Nov-11	
		Depth to Leachate (ft)	Leachate Level Elevation	Depth to Leachate (ft)	Leachate Level Elevation	Depth to Leachate (ft)	Leachate Level Elevation	Depth to Leachate (ft)	Leachate Level Elevation	Depth to Leachate (ft)	Leachate Level Elevation
TGV-01	1134.93	25.53	1109.40	26.15	1108.78	26.11	1108.82	26.59	1108.34	26.58	1108.35
TGV-02	1132.70	23.80	1108.90	25.32	1107.38	26.17	1106.53	26.40	1106.30	27.50	1105.20
TGV-03	1130.62	21.60	1109.02	28.03	1102.59	27.91	1102.71	26.80	1103.82	26.40	1104.22
TGV-04	1130.86	21.83	1109.03	DRY	<1108.6	22.03	1108.83	DRY	<1108.6	DRY	<1106.3
TGV-05	1130.49	15.51	1114.98	16.10	1114.39	15.60	1114.89	15.63	1114.86	15.90	1114.59
TGV-06	1131.23	20.72	1110.51	23.52	1107.71	9.91	1121.32	13.90	1117.33	23.80	1107.43
TGV-07	1136.99	17.53	1119.46	19.90	1117.09	16.21	1120.78	17.29	1119.70	19.95	1117.04
TGV-08	1147.71	19.73	1127.98	22.98	1124.73	21.72	1125.99	22.35	1125.36	22.23	1125.48
LCTPS	1125.42	21.36	1104.06	21.25	1104.17	20.95	1104.47	21.01	1104.41	21.21	1104.21

Location	Measuring Point (1) Elevation (ft)	12/29/2011 (see Note 3)		2/27/2012 (see Note 4)		30-Apr-12		6-Aug-12		14-Nov-12	
		Depth to Leachate (ft)	Leachate Level Elevation	Depth to Leachate (ft)	Leachate Level Elevation	Depth to Leachate (ft)	Leachate Level Elevation	Depth to Leachate (ft)	Leachate Level Elevation	Depth to Leachate (ft)	Leachate Level Elevation
TGV-01	1134.93	24.42	1110.51	19.41	1115.52	26.03	1108.90	26.20	1108.73	26.20	1108.73
TGV-02	1132.70	22.48	1110.22	24.18	1108.52	27.01	1105.69	24.79	1107.91	26.41	1106.29
TGV-03	1130.62	20.94	1109.68	24.54	1106.08	22.45	1108.17	20.50	1110.12	27.00	1103.62
TGV-04	1130.86	21.33	1109.53	DRY	<1106.3	DRY	<1106.3	20.87	1109.99	DRY	<1106.3
TGV-05	1130.49	15.52	1114.97	15.52	1114.97	16.44	1114.05	15.55	1114.94	15.65	1114.84
TGV-06	1131.23	8.90	1122.33	8.79	1122.44	9.12	1122.11	18.73	1112.50	23.50	1107.73
TGV-07	1136.99	12.56	1124.43	11.84	1125.15	13.92	1123.07	18.97	1118.02	18.90	1118.09
TGV-08	1147.71	19.96	1127.75	19.45	1128.26	19.73	1127.98	21.20	1126.51	21.98	1125.73
LCTPS	1125.42	15.41	1110.01	18.59	1106.83	15.60	1109.82	14.86	1110.56	20.83	1104.59

Location	Measuring Point (1) Elevation (ft)	13-Feb-13		8-May-13		5-Aug-13		5-Dec-13		24-Feb-14	
		Depth to Leachate (ft)	Leachate Level Elevation	Depth to Leachate (ft)	Leachate Level Elevation	Depth to Leachate (ft)	Leachate Level Elevation	Depth to Leachate (ft)	Leachate Level Elevation	Depth to Leachate (ft)	Leachate Level Elevation
TGV-01	1134.93	26.00	1108.93	14.92	1120.01	20.90	1114.03	24.82	1110.11	11.46	1123.47
TGV-02	1132.70	25.62	1107.08	12.62	1120.08	18.82	1113.88	21.94	1110.76	9.17	1123.53
TGV-03	1130.62	27.10	1103.52	10.04	1120.58	14.57	1116.05	14.00	1116.62	6.81	1123.81
TGV-04	1130.86	DRY	<1130.86	10.30	1120.56	14.65	1116.21	14.38	1116.48	7.04	1123.82
TGV-05	1130.49	15.64	1114.85	10.08	1120.41	14.20	1116.29	14.12	1116.37	6.70	1123.79
TGV-06	1131.23	8.80	1122.43	8.34	1122.89	9.80	1121.43	11.37	1119.86	7.27	1123.96
TGV-07	1136.99	11.90	1125.09	10.12	1126.87	15.85	1121.14	17.67	1119.32	10.91	1126.08
TGV-08	1147.71	19.27	1128.44	19.30	1128.41	21.33	1126.38	21.67	1126.04	19.41	1128.30
LCTPS	1125.42	21.00	1104.42	4.90	1120.52	9.20	1116.22	5.85	1119.57	1.52	1123.90

Location	Measuring Point (1) Elevation (ft)	6-May-14		4-Aug-14		17-Nov-14		15-Mar-15	
		Depth to Leachate (ft)	Leachate Level Elevation	Depth to Leachate (ft)	Leachate Level Elevation	Depth to Leachate (ft)	Leachate Level Elevation	Depth to Leachate (ft)	Leachate Level Elevation
TGV-01	1134.93	13.11	1121.82	26.18	1108.75	26.22	1108.71	27.12	1094.70
TGV-02	1132.70	11.75	1120.95	26.50	1106.20	26.63	1106.07	28.3	1092.65
TGV-03	1130.62	9.41	1121.21	28.25	1102.37	27.8	1102.82	26.1	1095.11
TGV-04	1130.86	9.63	1121.23	DRY	---	DRY	---	DRY	---
TGV-05	1130.49	9.40	1121.09	15.56	1114.93	15.68	1114.81	16.00	1105.09
TGV-06	1131.23	9.12	1122.11	13.47	1117.76	12.39	1118.84	13.02	1109.09
TGV-07	1136.99	11.72	1125.27	17.72	1119.27	18.32	1118.67	19.19	1106.08
TGV-08	1147.71	19.35	1128.36	21.16	1126.55	21.18	1126.53	19.98	1108.38
LCTPS	1125.42	4.20	1121.22	21.23	1104.19	2.95	1122.47	2.95	1118.27

Notes:

1) Measuring Point for TGVs is Invert of PVC Tee.
2) Measuring Point for Leachate Collection Trench Pump Station (LCTPS) is top of pump station rim.
3) Extraction wells were turned off by LMWWTP on 12/23/11 through monitoring period due to excessive flows from site and plant conditions. LCTPS pumps were also periodically turned off during monitoring week period.
4) Extraction wells were turned off by LMWWTP on 02/21/12 through monitoring period due to excessive flows from site and plant conditions.

Table J-3: Leachate Levels in Landfill Gas Vents, 2010-2015

TABLE 3
LEACHATE LEVELS IN LANDFILL GAS VENTS
QUARTERLY SUMMARY
KIM STAN LANDFILL

Location	Measuring Point (1) Elevation (ft)	January-10		April-10		July-10		November-10		February-11		May-11		September-11		December-11	
		Depth to Leachate (ft)	Leachate Level Elevation	Depth to Leachate (ft)	Leachate Level Elevation	Depth to Leachate (ft)	Leachate Level Elevation	Depth to Leachate (ft)	Leachate Level Elevation	Depth to Leachate (ft)	Leachate Level Elevation	Depth to Leachate (ft)	Leachate Level Elevation	Depth to Leachate (ft)	Leachate Level Elevation	Depth to Leachate (ft)	Leachate Level Elevation
GV-1	1147.24	20.78	1126.46	21.87	1125.37	23.35	1123.89	23.71	1123.53	23.58	1123.66	22.34	1124.90	23.88	1123.36	21.86	1125.38
GV-2	1153.30	26.38	1126.92	26.85	1126.45	24.70	1128.60	28.16	1125.14	28.05	1125.25	27.43	1125.87	28.39	1124.91	25.02	1128.28
GV-3	1154 38	28.50	1125.88	29.40	1124.98	27.75	1126.63	30.26	1124.12	30.20	1124.18	29.83	1124.55	30 41	1123.97	18.65	1135.73
GV-4	1152.95	16.25	1136.70	26.59	1126.36	15.12	1137.83	27.71	1125.24	27.86	1125.09	28.02	1124.93	29.03	1123.92	21.45	1131.50
GV-5	1148.08	19.24	1128.84	19.55	1128.53	19.41	1128.67	19.78	1128.30	19.63	1128.45	19.92	1128.16	20.70	1127.38	20.48	1127.60
GV-6	1143.35	11.52	1131.83	12.74	1130.61	12.79	1130.56	13.08	1130.27	13.24	1130 11	13.01	1130.34	13.05	1130.30	13.02	1130.33
GV-7	1161.64	34.28	1127.36	33.78	1127.86	36.74	1124.90	36.45	1125.19	36.26	1125.38	34.86	1126.78	36.80	1124.84	39.85	1121.79
GV-8	1170.96	21.63	1149.33	43.11	1127.85	22.61	1148.35	45.66	1125.30	44.48	1126.48	43.81	1127.15	46.02	1124.94	42.98	1127.98
GV-9	1174.63	23.15	1151.48	47.04	1127.59	47.41	1127.22	48.02	1126.61	47.66	1126 97	47.52	1127.11	48.10	1126.53	45.91	1128.72
GV-10	1179.98	25.39	1154.59	48.92	1131.06	34.93	1145.05	28.63	1151.35	29.92	1150.06	30.98	1149.00	49.81	1130.17	26.22	1153.76
GV-11	1166.01	29.48	1136.53	29.78	1138.23	28.89	1137.12	30.86	1135.15	31.01	1135.00	31.21	1134.80	31.55	1134.46	31.82	1134.19
GV-12	1147.19	21.18	1126.01	22.91	1124.28	23.16	1124.03	23.24	1123.95	22.41	1124.78	25.30	1121.89	25.42	1121.77	23.56	1123.63
GV-13	1167.48	28.92	1138.56	34.62	1132.86	36.46	1131.02	36.90	1130.58	36.69	1130.79	34.45	1133.03	37.05	1130.43	31.26	1136.22
GV-14	1184.32	38.74	1145.58	39.89	1144.43	43.53	1140.79	44.28	1140.04	43.89	1140.43	39.55	1144.77	44.51	1139.81	42.71	1141.61
GV-15	1188.52	31.58	1156.94	48.61	1139.91	52.40	1136.12	53.52	1135.00	53.70	1134.82	49.05	1139.47	52.98	1135.54	45.24	1143.28
GV-16	1193.73	28.13	1165.60	50.08	1143.65	51.27	1142.46	51.63	1142.10	51.58	1142 15	50.50	1143.23	51.36	1142.37	51.70	1142.03
GV-17	1175.24	17.46	1157.78	14.96	1160.28	17.12	1158.12	19.31	1155.93	19.17	1156.07	15.86	1159.38	18.50	1156.74	20.15	1155.09
GV-18	1164.88	25.91	1138.97	26.10	1138.78	26.32	1138.56	27.36	1137.52	27.67	1137.21	28.10	1136.78	27.96	1136.92	28.38	1136.50
GV-19	1157.89	22.19	1135.70	24.86	1133.03	24.45	1133.44	25.06	1132.83	25.33	1132.56	24.34	1133.55	26.29	1131.60	24.26	1133.63
GV-20	1156.93	5.93	1151.00	5.43	1151.50	8.52	1148.41	9.13	1147.80	8.87	1148.06	5.38	1151.55	8.71	1148.22	6.27	1150.66
GV-21	1191.06	42.72	1148.34	43.50	1147.56	43.67	1147.39	46.86	1144.20	45.71	1145.35	43.35	1147.71	46.03	1145.03	42.02	1149.04
GV-22	1203.12	34.54	1168.58	36.91	1166.21	46.21	1156.91	47.76	1155.36	46.89	1156.23	36.91	1166.21	47.66	1155.46	43.45	1159.87
GV-23	1201.99	60.97	1141.02	62.03	1139.96	64.13	1137.88	60.86	1141.13	64.63	1137.36	61.97	1140.02	64.03	1137.96	55.96	1146.03
GV-24	1201.62	45.21	1156.41	31.40	1170.22	34.64	1166.98	38.51	1163.11	38.37	1163.25	31.92	1169.70	36.62	1165.00	39.28	1162.34
GV-25	1195.07	20.18	1174.89	18.52	1176.55	23.08	1171.99	25.77	1169.30	25.06	1170.01	18.51	1176.56	24.90	1170.17	25.23	1169.84
GV-26	1177.15	15.62	1161.53	14.03	1163.12	16.57	1160.58	18.95	1158.20	18.29	1158.86	13.95	1163.20	17.97	1159.18	17.46	1159.69
GV-27	1181.52	30.72	1150.80	31.75	1149.77	35.29	1146.23	36.60	1144.72	36.39	1145.13	31.15	1150.37	37.13	1144.39	36.59	1144.93
GV-28	1189.43	28.22	1161.21	38.31	1151.12	33.48	1155.95	39.18	1150.25	38.93	1150.50	38.53	1150.90	39.09	1150.34	35.96	1153.47
GV-29	1188.01	28.83	1157.18	28.05	1157.96	28.01	1158.00	28.13	1157.88	27.91	1158.10	26.03	1159.98	28.19	1157.82	27.84	1158.17
GV-30	1202.73	32.87	1169.86	30.90	1171.83	34.74	1167.99	37.24	1165.49	37.51	1165.22	32.22	1170.51	37.29	1165.44	33.22	1169.51
GV-31	1207.66	32.91	1174.75	35.51	1172.15	45.97	1161.69	48.27	1159.39	47.22	1160.44	36.25	1171.41	48.10	1159.56	42.61	1165.05
GV-32	1208.33	30.77	1177.56	26.30	1182.03	34.91	1173.42	29.10	1179.23	39.17	1169.16	27.45	1180.88	40.66	1167.67	40.15	1168.18
GV-33	1205.66	23.45	1182.21	23.21	1182.45	23.68	1181.98	30.12	1175.54	29.05	1176.61	22.43	1183.23	31.30	1174.36	28.42	1177.24
GV-34	1198.75	35.67	1163.08	35.82	1162.93	40.60	1158.15	41.48	1157.27	40.51	1158.24	34.64	1164.11	42.35	1156.40	40.70	1158.05
GV-35	1208.15	28.81	1179.34	27.52	1180.63	30.47	1177.68	32.16	1175.99	30.13	1178.02	27.15	1181.00	33.26	1174.89	30.22	1177.93
GV-36	1216.83	29.43	1187.40	29.41	1187.42	33.07	1183.76	32.10	1184.73	30.77	1186.06	28.98	1187.85	35.00	1181.83	30.49	1186.34
GV-37	1211.16	37.64	1173.52	37.76	1173.40	39.05	1172.11	38.96	1172.20	38.12	1173.04	37.51	1173.65	39.81	1171.35	38.25	1172.91
GV-38	1218.04	35.40	1182.64	35.60	1182.44	33.67	1184.37	36.52	1181.52	35.81	1182.23	35.09	1182.95	36.72	1181.32	35.82	1162.22
GV-39	1200.96	22.15	1178.81	21.66	1179.30	21.44	1179.52	21.45	1179.51	21.60	1179.36	21.58	1179.38	21.71	1179.25	21.47	1179.49
GV-40	1215.07	13.72	1201.35	13.16	1201.91	13.70	1201.37	13.22	1201.85	13.32	1201.75	13.15	1201.92	13.27	1201.80	13.30	1201.77
GV-41	1209.96	14.76	1195.20	14.65	1195.31	18.63	1191.33	18.32	1191.64	18.32	1191.64	15.42	1194.54	18.69	1191.27	18.25	1191.71
GV-42	1209.14	15.62	1193.52	15.30	1193.84	17.87	1191.27	18.11	1191.03	16.82	1192.32	15.31	1193.83	19.57	1189.57	17.43	1191.71
GV-43	1208.89	15.85	1193.04	15.02	1193.87	16.34	1192.55	17.22	1191.67	16.43	1192.46	15.41	1193.48	17.82	1191.07	17.72	1191.17
	Ave Depth:	**26.81**		**29.61**		**30.38**		**32.09**		**32.05**		**29.45**		**33.20**		**30.53**	

Location	February-12		April-12		August-12		November-12		February-13		May-13		August-13		December-13		February-14		May-14				November-14		March-15	
	Depth to Leachate (ft)	Leachate Level Elevation	Depth to Leachate (ft)	Leachate Level Elevation	Depth to Leachate (ft)	Leachate Level Elevation	Depth to Leachate (ft)	Leachate Level Elevation	Depth to Leachate (ft)	Leachate Level Elevation	Depth to Leachate (ft)	Leachate Level Elevation	Depth to Leachate (ft)	Leachate Level Elevation	Depth to Leachate (ft)	Leachate Level Elevation	Depth to Leachate (ft)	Leachate Level Elevation	Depth to Leachate (ft)	Leachate Level Elevation	Depth to Leachate (ft)	Leachate Level Elevation	Depth to Leachate (ft)	Leachate Level Elevation	Depth to Leachate (ft)	Leachate Level Elevation
GV-1	23.70	1123.54	23.11	1124.13	24 00	1123.24	23.90	1123.34	24.27	1122.97	23.17	1124.07	23.07	1124.17	23.07	1124.17	22.03	1125.21	24.22	1123.02	23.90	1123.34	24 06	1123.18	25.02	1122.22
GV-2	28.71	1124.59	28.21	1125.09	28 55	1124.75	28.80	1124.50	29 60	1123.70	28.52	1124 78	28.00	1125.30	28.52	1124.78	28.33	1124.97	27.96	1125.34	28 69	1124.61	28.35	1124.95	28.31	1124.99
GV-3	31.28	1123.10	30.53	1123.85	30.90	1123.48	32.12	1122.26	31.72	1122.66	31.43	1122.95	30.10	1124.28	30.88	1123.50	30.21	1124.17	29.85	1124.53	31 00	1123.38	31.42	1122.96	30.62	1123.76
GV-4	29.71	1123.24	29.69	1123.26	30.37	1122.58	31.20	1121.75	30.08	1122.87	29 86	1123.09	28 37	1124.58	29.78	1123.17	27.82	1125.13	28.77	1124.18	29.58	1123.37	29.38	1123.57	29.49	1123.46
GV-5	20.83	1127.25	20.77	1127.31	22.20	1125.88	22.98	1125.10	21.23	1126.85	20.94	1127.14	21 10	1126.98	20.58	1127.50	20.58	1127.50	20.75	1127.33	20.47	1127.61	20.15	1127.93	21.68	1126.40
GV-6	13.31	1130.04	13.49	1129.86	13 60	1129.75	DRY	---	13.60	1129.75	13.72	1129.63	13.75	1129.60	13.70	1129.65	DRY	---	DRY	---	DRY	---	DRY	---	DRY	---
GV-7	36.78	1124.86	36.16	1125.48	36.97	1124.67	37.40	1124.24	37.18	1124.46	36.15	1125.49	36.15	1125.49	37.10	1124.54	35.76	1125.88	35.49	1126.15	37.08	1124.56	37.36	1124.28	39.18	1122.46
GV-8	33.57	1137.39	45.16	1125.80	46.25	1124.71	46.45	1124.51	45.97	1124.99	45.12	1125.84	44.00	1126.96	46.28	1124.86	44.57	1126.39	44.51	1126.45	46.10	1124.86	46.09	1124.87	48.16	1122.80
GV-9	48.39	1126.24	47.87	1126.76	48.25	1126.38	48.40	1126.23	48.31	1126.32	48.13	1126.50	47.45	1127.18	48.21	1126.42	47.87	1126.76	47.82	1126.81	48.18	1126.45	48.34	1126.29	47.66	1126.97
GV-10	50.41	1129.57	49.94	1130.04	50.93	1129.05	50.18	1129.80	50.12	1129.86	50.30	1129.68	50.30	1129.68	50.20	1129.78	50.26	1129.72	50.38	1129 60	50.15	1129.83	37.59	1142.39	37.71	1142.27
GV-11	32.36	1133.65	32.21	1133.80	34.56	1131.45	33.07	1132.94	32.53	1133.48	32.70	1133.31	32.35	1133.66	32.10	1133.91	32.34	1133.67	32.13	1133.88	31.82	1134.19	32.05	1133.96	34.22	1131.79
GV-12	22.97	1124.22	24.80	1122.39	27.90	1119.29	28.54	1118.65	DRY	---	DRY	---	24.48	1122.71	26.18	1121.01	20.98	1128.21	DRY	---	25.98	---	25.98	1121.21	25.71	1121.48
GV-13	36.21	1131.27	35.71	1131.77	37.17	1130.31	37.50	1129.98	37.13	1130.35	35.48	1132.00	35.87	1131.61	37.25	1130.23	35.44	1132.04	35.43	1132.05	36.87	1130.61	36.06	1131.42	36.18	1131.30
GV-14	42.98	1141.34	42.52	1141.80	43.70	1140.62	45.10	1139.22	41.90	1142.42	41.45	1142.87	42.30	1142.02	44.30	1140.02	40.95	1143.37	41.04	1143.28	43.71	1140 61	43.72	1140.60	43.99	1140.33
GV-15	52.61	1135.91	51.66	1136.86	53.90	1134.62	55.00	1133.52	53.32	1135.20	53.13	1135.39	51.12	1137.40	53.92	1134.60	50.77	1137.75	50.44	1138.08	53.66	1134.86	54.31	1134.21	53.28	1135.24
GV-16	49.41	1144.32	51.78	1141.95	52.20	1141.53	52.55	1141.18	52.32	1141.41	52.15	1141.58	51.47	1142.26	51.84	1141.89	51.57	1142.16	51.27	1142.46	51.77	1141.96	52.09	1141.64	20.02	1173.71
GV-17	19.46	1155.78	17.90	1157.34	18.70	1158.54	21.20	1154.04	21.35	1153.89	19.11	1156.13	16.45	1158.79	18.92	1156.32	18.60	1156.64	16.49	1158.75	17.28	1157.96	18.86	1156.38	18.00	1157.24
GV-18	28.96	1135.92	28.87	1136.01	28.85	1136.03	29.20	1135.68	29.32	1135.56	29.72	1135.16	29.78	1135.10	28.93	1135.95	29.40	1135.48	29.37	1135.51	28.82	1136.06	28.9	1135.98	27.14	1137.74
GV-19	24.70	1133.19	24.85	1133.04	27.00	1130.89	26.40	1131.49	25.75	1132.14	24.51	1133.38	25.27	1132.62	26.13	1131.76	24.40	1133.49	25.51	1132.38	25.91	1131.98	26.6	1131.29	27.70	1130.19
GV-20	5.54	1151.39	5.44	1151.49	8.60	1148.33	10.25	1146.68	6.10	1150.83	5.40	1151.53	7.00	1149.93	8.70	1148.23	5.41	1151.52	5.46	1151.47	8.58	1148.35	9.41	1147.52	10.22	1146.71
GV-21	45.39	1145.67	44.80	1146.26	44.52	1146.54	46.38	1144.68	44.60	1146.46	44.72	1146.34	45.10	1145.96	46.00	1145.06	44.16	1146.90	44.12	1146.94	45.62	1145.44	45.79	1145.27	46.49	1144.57
GV-22	43.32	1159.80	41.13	1161.99	47.62	1155.50	49.45	1153.67	40.99	1162.13	40.58	1162.54	43.10	1160.02	47.52	1155.60	37.56	1165.56	37.37	1165.75	45.97	1157.15	46.88	1156.24	48.21	1154.91
GV-23	64.13	1137.86	59 95	1142.04	65.10	1136.89	65.08	1136.91	62.15	1139.84	35.20	1166.79	63.42	1138.57	64.70	1137.29	61.58	1140.41	60.51	1141.48	62.49	1139.50	24 5	1177.49	22.60	1179.39
GV-24	38.62	1163.00	35 78	1165.84	37.05	1164.57	40.57	1161.05	41.04	1160.58	37.43	1164.19	28.90	1172.72	37.90	1163.72	37.33	1164.29	34.33	1167.29	35.26	1166.36	38.41	1163.21	38.22	1163.40
GV-25	23.45	1171.62	21.44	1173 63	24 60	1170.47	26.90	1168.17	24.90	1170.17	22.05	1173.02	20.54	1174.53	25.10	1169.97	21.86	1173.21	20.17	1174 90	22.71	1172.36	24 7	1170.37	25.20	1169.87
GV-26	17.39	1159.76	15.61	1161 54	17 80	1159.35	19.65	1157.50	20.72	1156.43	16.44	1160.71	14.68	1162.47	17.82	1159.33	16.27	1160.88	14.66	1162.49	15.75	1161 40	17.73	1159.42	17.62	1159.53
GV-27	36.16	1145.36	35.80	1145 72	37.36	1144.16	38.50	1143.02	38.32	1143.20	35.67	1145.85	35.00	1146.52	37.83	1143.69	36.25	1145.27	34.46	1147.06	36.81	1144 71	37.56	1143.96	38.14	1143.38
GV-28	39.28	1150.15	38.75	1150.68	39.00	1150.43	39.50	1149.93	39.52	1149.91	39.03	1150.40	38.70	1150.73	39.13	1150.30	38.92	1150.51	37.92	1151.51	38.52	1150 91	38.28	1151.15	38.65	1150.78
GV-29	27.73	1158.28	27.50	1158.51	27.70	1158.31	27.45	1158.56	27.50	1158.51	25.90	1160.11	28.13	1157.88	25.35	1160.66	27.14	1158.87	27.04	1158.97	26.94	1159.07	27.44	1158.57	27.41	1158.60
GV-30	37.62	1165.11	35.98	1166.75	NM	--	40.20	1162.53	39.11	1163.62	37.12	1165.61	35.88	1166.85	39.13	1163.60	36.53	1166.20	35.53	1167.20	37.54	1165.19	39.26	1163.47	40.02	1162.71
GV-31	41.77	1165.89	38.35	1169.31	47.92	1159.74	50.32	1157.34	41.07	1166.59	37.86	1169.80	42.22	1165.44	47.98	1159.88	35.15	1172.51	35.41	1172.25	45 93	1161 73	47.73	1159.93	45.89	1161.77
GV-32	37.21	1171.12	34.04	1174.29	41.10	1167.23	44.98	1163.35	40.24	1168.09	35.11	1173.22	33.37	1174.96	42.82	1165.51	35.00	1173.33	32.19	1176.14	38.52	1169.81	42.35	1165.98	43.70	1164.63
GV-33	27.03	1178.63	25.82	1179.84	30.00	1175.66	31.90	1173.76	27.73	1177.93	25.50	1180.16	25.55	1180.11	30.51	1175.15	24.96	1180.70	23.84	1181.82	28.07	1177.59	29 34	1176.32	30.01	1175.65
GV-34	39.03	1159.72	37.77	1160.98	41.14	1157.61	42.60	1156.15	40.28	1158.47	37.68	1161.07	37.67	1161.08	42.12	1156.63	37.93	1160.82	36.61	1162.14	39.64	1159.11	40.08	1158.67	41.12	1157.63
GV-35	29.63	1178.52	28.83	1179.32	31.85	1176.30	33.40	1174.75	30.08	1178.07	28.97	1179.18	29.85	1178.30	32.68	1175.47	29.53	1178.62	29.60	1178.55	32.49	1175.66	31.86	1176.29	31.02	1177.13
GV-36	30.39	1186.44	30 03	1186.80	33.52	1183.31	35.63	1181.20	30.47	1186.36	29.62	1187.21	30 68	1186.15	33.27	1183.56	29.81	1187.02	29.39	1187.44	33.15	1183.68	32.71	1184.12	30.75	1166.08
GV-37	39.64	1171.52	36.90	1174.26	39.57	1171.59	40.43	1170.73	37.92	1173.24	37.47	1173.69	37.90	1173.26	39.52	1171.64	37.71	1173.45	37.50	1173.66	39.20	1171.96	38.75	1172.41	38.23	1172.93
GV-38	35.92	1182.12	35.45	1182.59	35.87	1182.17	37.55	1180.49	35.62	1182.42	35.45	1182.59	36.00	1182.04	36.85	1181.19	35.60	1182.44	35.48	1182.56	37.17	1180.87	36.65	1181.39	35.86	1182.18
GV-39	DRY	-	21.70	1179.26	21.70	1179.26	21.45	1179.51	21.50	1179.46	21.75	1179.21	21.97	1178.99	21.58	1179.38	21.58	1179.38	21.55	1179.41	21.61	1179.35	21.6	1179.36	20.98	1179.98
GV-40	12.30	1202.77	13.17	1201.90	13.27	1201.80	13.30	1201.77	13.30	1201.77	13.34	1201.73	13.27	1201.80	13.28	1201.79	13.48	1201.59	13.39	1201.68	13.44	1201.63	13.38	1201.69	14.60	1200.47
GV-41	18.31	1191.65	17.80	1192.16	18.70	1191.26	18.35	1191.61	18.32	1191.64	16.80	1193.16	18.62	1191.34	18.50	1191.46	16.50	1193.46	15.78	1194.18	18.59	1191.37	19.6	1190.36	21.11	1188.85
GV-42	18.48	1192.66	16.07	1193.07	18.32	1190.82	19.85	1189.29	17.27	1191.87	16.17	1192.97	16.55	1192.59	19.10	1190.04	16.18	1192.96	15.83	1193.31	18.06	1191.08	19.19	1189.95	16.51	1192.63
GV-43	16.31	1192.58	16.96	1191.93	16.85	1192.04	18.05	1190.84	17.95	1190.94	16.32	1192.57	16.05	1192.84	17.45	1191.44	16.19	1192.70	15.46	1193.43	16.31	1192.58	17.32	1191.57	16.15	1192.74
Ave Depth:	**31.37**		**31.40**		**33.22**		**34.80**		**32.91**		**31.12**		**31.43**		**33.32**		**31.54**		**31.34**		**33.08**		**32.42**		**31.73**	

Notes:
1) Measuring Point for GVs is Invert of PVC Tee.

Figure J-1: Leachate Surface Contour Map, March 2015

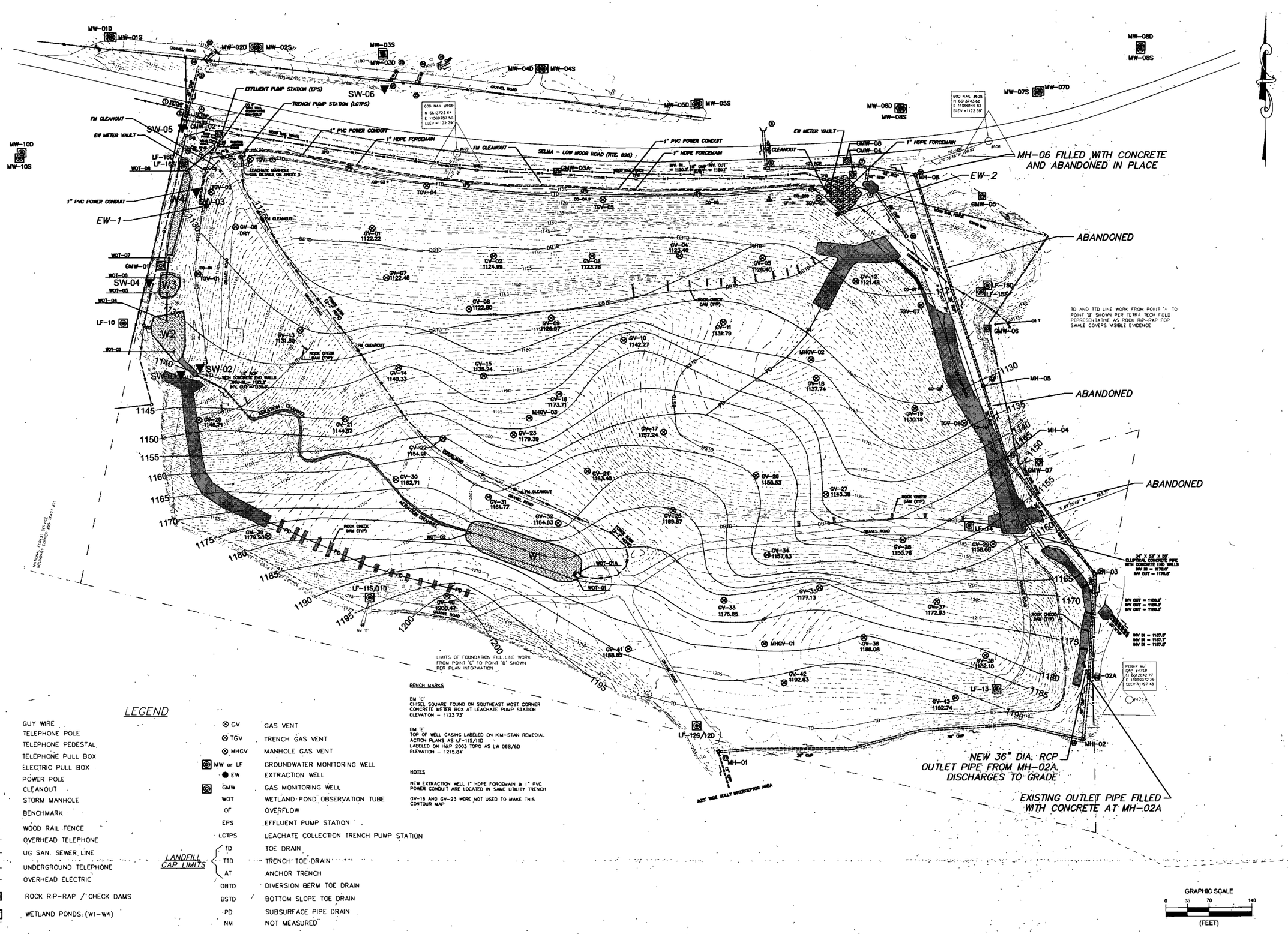

BENCH MARKS

BM 'C'
CHISEL SQUARE FOUND ON SOUTHEAST MOST CORNER CONCRETE METER BOX AT LEACHATE PUMP STATION
ELEVATION – 1123.73'

BM 'E'
TOP OF WELL CASING LABELED ON KIM-STAN REMEDIAL ACTION PLANS AS LF-11S/11D
LABELED ON H&P 2003 TOPO AS LW 06S/6D
ELEVATION – 1215.84'

NOTES

NEW EXTRACTION WELL 1" HDPE FORCEMAIN & 1" PVC POWER CONDUIT ARE LOCATED IN SAME UTILITY TRENCH

GV-16 AND GV-23 WERE NOT USED TO MAKE THIS CONTOUR MAP

LEGEND

GUY WIRE	
TELEPHONE POLE	
TELEPHONE PEDESTAL	
TPB	TELEPHONE PULL BOX
EPB	ELECTRIC PULL BOX
POWER POLE	
CLEANOUT	
STORM MANHOLE	
BENCHMARK	
—x—x—	WOOD RAIL FENCE
—OH T—	OVERHEAD TELEPHONE
—SS—	UG SAN. SEWER LINE
—UG T—	UNDERGROUND TELEPHONE
—OH E—	OVERHEAD ELECTRIC
	ROCK RIP-RAP / CHECK DAMS
	WETLAND PONDS (W1–W4)
GV	GAS VENT
TGV	TRENCH GAS VENT
MHGV	MANHOLE GAS VENT
MW or LF	GROUNDWATER MONITORING WELL
EW	EXTRACTION WELL
GMW	GAS MONITORING WELL
WOT	WETLAND POND OBSERVATION TUBE
OF	OVERFLOW
EPS	EFFLUENT PUMP STATION
LCTPS	LEACHATE COLLECTION TRENCH PUMP STATION
LANDFILL CAP LIMITS: TD	TOE DRAIN
LANDFILL CAP LIMITS: TTD	TRENCH TOE DRAIN
LANDFILL CAP LIMITS: AT	ANCHOR TRENCH
DBTD	DIVERSION BERM TOE DRAIN
BSTD	BOTTOM SLOPE TOE DRAIN
PD	SUBSURFACE PIPE DRAIN
NM	NOT MEASURED

GRAPHIC SCALE
0 35 70 140
(FEET)

DATE	REVISIONS AND RECORD OF ISSUE	NO	BY	CK
	FIRST SEMIANNUAL 2015 REPORT			

DESIGNED HA
DRAWN CADD
CHECKED JAW
APPROVED JGW
DATE 03/16/15

© 2015 Joyce Engineering, Inc. All rights reserved.

JOYCE ENGINEERING
1804 OWNBY LANE
RICHMOND, VA 23220
PHONE: (804) 355-4520

KIM STAN SUPERFUND LANDFILL SITE
ALLEGHANY COUNTY, VIRGINIA

LEACHATE SURFACE CONTOUR MAP
MARCH 10, 2015

PROJECT NO.
869.1401.03

SCALE
AS SHOWN

DRAWING NO.
3

Appendix K: Wetland Sampling Data, 2010-2015

Table K-1: Wetland Sampling Results: Inorganic Constituents, 2015-2015

TABLE 4

SUMMARY OF DETECTED INORGANIC CONSTITUENTS
WETLAND SAMPLING LOCATIONS
KIM STAN LANDFILL

Analyte	Sample Collection Date	EPA Method	DL	QL	WOT-1	WOT-2	WOT-3	WOT-4	WOT-5	WOT-6	WOT-7	WOT-8	Trip Blank	Field Blank	Equipment Blank	Method Blank
Inorganics																
Aluminum	January-10	--	--	200	--	--	--	--	--	--	--	--		--	--	--
No MCL	April-10	--	--	200	200 U	200 U	191 J	200 U	27.6 J	28.1 J	27.9 J	200 U		--	--	--
	July-10	--	--	200	19.7 B	11 B	18.3 B	23.3 B	7.1 B	6.6 B	21.5 B	20.6 B		--	--	--
	November-10	--	--	200	8.1 B	6.9 B	9 B	5.5 B	11.2 B	9.2 B	10.7 B	14.2 B		--	--	--
	February-11	--	--	200	4.9 B	3.7 B	103	5.8 B	32.2	17.9 B	10.5 B	4.2 J		--	--	--
	May-11	--	--	200	128	66	70.6	28.7	25	21.8	31.5	15.1 J		--	--	--
	September-11	--	--	200	162 B	154 B	163 B	155 B	162 B	165 B	210 B	162 B		--	--	--
	December-11	--	--	200	4.6 B	3.3 B	210	12.4 J	19.7 J	9.2 J	47.6	12.8 B		--	--	--
	February-12	--	--	200	7.4 B	4.1 B	13.2 B	79.0 B	8.8 B	17.5 B	26.9 B	13.4 B		--	--	--
	April-12	6020A	68	100	ND	ND	ND	ND	ND	ND	ND	ND		ND	ND	ND
	August-12	6020A	68	100	118	ND	ND	ND	ND	ND	ND	ND		ND	ND	ND
	November-12	6020A	68	100	ND	ND	ND	434	ND	ND	ND	ND		ND	ND	ND
	February-13	6020A	68	100	ND	ND	ND	ND	ND	ND	285	ND		ND	ND	ND
	May-13	6020A	68	100	105	ND	119	84.6 J	75.4 J	90.0 J	109	167		ND	ND	ND
	August-13	6020A	68	100	ND	ND	ND	ND	ND	ND	ND	ND		ND	ND	ND
	December-13	6020A	68	100	ND	ND	ND	ND	ND	ND	ND	ND		ND	ND	ND
	February-14	6020A	68	100	ND	ND	ND	ND	124	ND	ND	79.5 J		ND	ND	ND
	May-14	6020A	68	100	ND	ND	ND	ND	ND	ND	ND	ND		ND	ND	ND
	August-14	EPA 6020A	68	100	ND	ND	ND	ND	ND	ND	413	ND	---	ND	ND	ND
	November-14	EPA 6020A	68	100	ND	ND	ND	ND	ND	ND	413	ND	---	ND	ND	ND
	March-15	EPA 6020A	68	100	159	101	251	ND	92.1 J	ND	91.8 J	93.8 J	---	ND	ND	ND
Antimony	January-10	--	--	2	--	--	--	--	--	--	--	--		--	--	--
MCL = 6	April-10	--	--	2	2 U	2 U	0.35 B	0.47 B	0.56 B	0.74 B	0.65 B	0.66 B		--	--	--
	July-10	--	--	2	2 U	0.5 B	0.43 B	0.93 J	1.1 J	1.5 J	1.4 J	2		--	--	--
	November-10	--	--	2	0.17 B	0.15 B	0.14 B	0.24 B	0.27 B	0.36 B	0.47 B	0.58 B		--	--	--
	February-11	--	--	2	0.76 B	0.72 B	0.67 B	0.71 B	0.53 B	0.73 B	0.72 B	0.59 B		--	--	--
	May-11	--	--	2	2 U	2 U	2 U	2 U	2 U	2 U	2 U	2 U		--	--	--
	September-11	--	--	2	0.18 B	0.26 B	0.42 B	0.67 B	0.68 B	0.87 B	0.82 B	1 B		--	--	--
	December-11	--	--	2	2 UL	0.037 B	2 UL	2 UL	2 UL	2 UL	2 UL	0.082 B		--	--	--
	February-12	--	--	2	0.25 B	0.23 B	0.16 B	0.35 B	0.16 B	0.22 B	0.21 B	0.28 B		--	--	--
	April-12	6020A	1.1	20	ND	ND	ND	ND	ND	ND	ND	1.10 J		ND	ND	ND
	August-12	6020A	1.1	20	ND	ND	ND	ND	ND	ND	ND	1.75 J		ND	ND	ND
	November-12	6020A	1.1	20	ND	ND	ND	ND	ND	ND	ND	ND		ND	ND	ND
	February-13	6020A	1.1	20	ND	ND	ND	ND	ND	ND	ND	ND		ND	ND	ND
	May-13	6020A	1.1	20	ND	ND	ND	ND	ND	ND	ND	ND		ND	ND	ND
	August-13	6020A	1.1	20	ND	ND	ND	ND	ND	ND	ND	ND		ND	ND	ND
	December-13	6020A	1.1	20	ND	ND	ND	ND	ND	ND	ND	ND		ND	ND	ND
	February-14	6020A	1.1	20	ND	ND	ND	ND	ND	ND	ND	ND		ND	ND	ND
	May-14	6020A	1.10	20.0	ND	ND	ND	ND	ND	ND	ND	ND		ND	ND	ND
	August-14	EPA 6020A	1.10	20.0	ND	ND	ND	ND	ND	ND	ND	ND	---	ND	ND	ND
	November-14	EPA 6020A	1.10	20.0	ND	ND	ND	ND	ND	ND	ND	ND	---	ND	ND	ND
	March-15	EPA 6020A	1.10	20.0	ND	ND	ND	ND	ND	ND	ND	ND	---	ND	ND	ND
Arsenic	January-10	--	--	1	--	--	--	--	--	--	--	--		--	--	--
MCL = 10	April-10	--	--	1	7	6	1.2	1.1	1.1	1.2	1	1.2		--	--	--
	July-10	--	--	1	6.8 J	2.8 J	2.1 J	2.4 J	2.8	2.9	2.7	2.5		--	--	--
	November-10	--	--	1	8.4	1.6	0.93 J	1.2	1.2	1.3	1.4	1.4		--	--	--
	February-11	--	--	1	4.9	2.9	0.81 J	1.4	1.2	1.2	1.1	1.8		--	--	--
	May-11	--	--	1	5.7	2.5	1.3	1.5	1.5	1.6	1.7	1.6		--	--	--
	September-11	--	--	1	16.0 J	6.3 B	3.2 B	3.5 B	3.5 B	3.4 B	3.6 B	3.8 B		--	--	--
	December-11	--	--	1	3	0.73 J	0.48 J	0.87 J	0.73 J	0.69 J	0.76 J	0.79 J		--	--	--
	February-12	--	--	1	6.4	0.88 B	0.77 B	3.3	0.83 B	1.2	0.51 B	1.1		--	--	--
	April-12	6020A	6.1	10	ND	ND	ND	ND	ND	ND	ND	ND		ND	ND	ND
	August-12	6020A	6.1	10	6.1 J	ND	ND	ND	ND	ND	ND	ND		ND	ND	ND
	November-12	6020A	6.1	10	17.4	ND	ND	ND	ND	ND	ND	ND		ND	ND	ND
	February-13	6020A	6.1	10	ND	ND	ND	ND	ND	ND	ND	ND		ND	ND	ND
	May-13	6020A	6.1	10	ND	ND	ND	ND	ND	ND	ND	ND		ND	ND	ND
	August-13	6020A	6.1	10	9.6 J	15.1	ND	ND	ND	ND	ND	ND		ND	ND	ND
	December-13	6020A	6.1	10	ND	ND	ND	ND	ND	ND	ND	ND		ND	ND	ND
	February-14	6020A	6.1	10	ND	ND	ND	ND	ND	ND	ND	ND		ND	ND	ND
	May-14	6020A	6.10	10.0	8.23 J	6.12 J	ND	ND	ND	ND	ND	ND		ND	ND	ND
	August-14	EPA 6020A	6.10	10.0	13.6	17.6	ND	ND	ND	ND	ND	ND	---	ND	ND	ND
	November-14	EPA 6020A	6.10	10.0	11.8	17.6	ND	ND	ND	ND	ND	ND	---	ND	ND	ND
	March-15	EPA 6020A	6.10	10.0	ND	11.3	ND	ND	ND	ND	ND	ND	---	ND	ND	ND
Barium	January-10	--	--	--	--	--	--	--	--	--	--	--		--	--	--
MCL = 2,000	April-10	--	--	--	1540	678	445	396	359	326	278	275		--	--	--
	July-10	--	--	--	1830	522	405	259	235	238	218	200		--	--	--
	November-10	--	--	--	1440	752	566	478	439	382	375	241		--	--	--
	February-11	--	--	--	1410	767	356	462	408	413	415	311		--	--	--
	May-11	--	--	--	1250	756	453	274	368	330	333	251		--	--	--
	September-11	--	--	--	1410	816	452	276	294	214	223	147		--	--	--
	December-11	--	--	--	782 +	456 +	136	348 +	356 +	330	335 +	234		--	--	--
	February-12	--	--	--	898	463	354	356	343	321	308	259		--	--	--
	April-12	6020A	20	100	1340	569	384	353	340	316	302	233		ND	ND	ND
	August-12	6020A	20	100	933	812	430	263	235	235	228	181		ND	ND	ND
	November-12	6020A	20	100	2220	933	613	397	330	341	340	225		ND	ND	ND
	February-13	6020A	20	100	566	408	338	340	353	350	390	266		ND	ND	ND
	May-13	6020A	20	100	588	490	288	273	245	220	227	196		ND	ND	ND
	August-13	6020A	20	100	1950	1090	680	365	410	340	339	207		ND	ND	ND
	December-13	6020A	20	100	858	701	537	447	412	319	317	224		ND	ND	ND
	February-14	6020A	20	100	1020	584	265	353	383	292	280	192		ND	ND	ND
	May-14	6020A	20.0	100	1300	916	631	527	523	483	470	243		98.6 J	ND	ND
	August-14	EPA 6020A	20.0	100	3390	1360	779	465	452	407	415	230	---	ND	ND	ND
	November-14	EPA 6020A	20.0	100	1850	1290	743	630	586	478	465	260	---	ND	ND	ND
	March-15	EPA 6020A	20.0	100	665	700	58.7 J	435	428	398	405	324	---	ND	ND	ND

V 4

TABLE 4

SUMMARY OF DETECTED INORGANIC CONSTITUENTS
WETLAND SAMPLING LOCATIONS
KIM STAN LANDFILL

Analyte	Sample Collection Date	EPA Method	DL	QL	WOT-1	WOT-2	WOT-3	WOT-4	WOT-5	WOT-6	WOT-7	WOT-8	Trip Blank	Field Blank	Equipment Blank	Method Blank
Beryllium	January-10	--	--	1	--	--	--	--	--	--	--	--		--	--	--
MCL = 4	April-10	--	--	1	0.024 J	1 U	1 U	1 U	1 U	1 U	1 U	1 U		--	--	--
	July-10	--	--	1	1 U	1 U	1 U	1 U	1 U	1 U	1 U	1 U		--	--	--
	November-10	--	--	1	0.039 B	0.043 B	0.031 B	0.031 B	0.039 B	0.044 B	0.068 B	0.077 B		--	--	--
	February-11	--	--	1	1 U	1 U	1 U	1 U	1 U	1 U	1 U	1 U		--	--	--
	May-11	--	--	1	1 U	1 U	1 U	1 U	1 U	1 U	1 U	1 U		--	--	--
	September-11	--	--	1	1 U	1 U	1 U	1 U	1 U	1 U	1 U	1 U		--	--	--
	December-11	--	--	1	0.017 B	1 U	0.016 B	1 U	1 U	1 U	1 U	0.013 B		--	--	--
	February-12	--	--	1	1 U	1 U	1 U	1 U	1 U	1 U	1 U	1 U		--	--	--
	April-12	6020A	0.94	1	ND	ND	ND	ND	ND	ND	ND	ND		ND	ND	ND
	August-12	6020A	0.94	1	ND	ND	ND	ND	ND	ND	ND	ND		ND	ND	ND
	November-12	6020A	0.94	1	ND	ND	ND	ND	ND	ND	ND	ND		ND	ND	ND
	February-13	6020A	0.94	1	ND	ND	ND	ND	ND	ND	ND	ND		ND	ND	ND
	May-13	6020A	0.94	1	ND	ND	ND	ND	ND	ND	ND	ND		ND	ND	ND
	August-13	6020A	0.94	1	ND	ND	ND	ND	ND	ND	ND	ND		ND	ND	ND
	December-13	6020A	0.94	1	ND	ND	ND	ND	ND	ND	ND	ND		ND	ND	ND
	February-14	6020A	0.94	1	ND	ND	ND	ND	ND	ND	ND	ND		ND	ND	ND
	May-14	6020A	0.940	1.00	ND	ND	ND	ND	ND	ND	ND	ND		ND	ND	ND
	August-14	EPA 6020A	0.940	1.00	ND	ND	ND	ND	ND	ND	ND	ND	---	ND	ND	ND
	November-14	EPA 6020A	0.940	1.00	ND	ND	ND	ND	ND	ND	ND	ND	---	ND	ND	ND
	March-15	EPA 6020A	0.940	1.00	ND	ND	ND	ND	ND	ND	ND	ND	---	ND	ND	ND
Cadmium	January-10	--	--	1	--	--	--	--	--	--	--	--		--	--	--
MCL = 5	April-10	--	--	1	0.01 B	1 U	0.024 B	0.018 B	0.023 B	0.03 B	0.014 B	0.021 B		--	--	--
	July-10	--	--	1	1 U	0.12 B	1 U	1 U	1 U	0.28 B	1 U	1 U		--	--	--
	November-10	--	--	1	UJ	UJ	UJ	UJ	U	UJ	0.047 J	0.12 J		--	--	--
	February-11	--	--	1	1 U	1 U	1 U	1 U	0.03 J	1 U	1 U	1 U		--	--	--
	May-11	--	--	1	1 U	1 U	1 U	1 U	1 U	1 U	1 U	1 U		--	--	--
	September-11	--	--	1	1 U	1 U	1 U	0.022 B	1 U	0.03 B	1 U	1 U		--	--	--
	December-11	--	--	1	1 UL	1 UL	1 UL	1 UL	1 UL	1 UL	1 UL	1 UL		--	--	--
	February-12	--	--	1	1 U	1 U	1 U	1 U	0.03 J	1 U	1 U	1 U		--	--	--
	April-12	6020A	1.1	3	ND	ND	ND	ND	ND	ND	ND	ND		ND	ND	ND
	August-12	6020A	1.1	3	ND	ND	ND	ND	ND	ND	ND	ND		ND	ND	ND
	November-12	6020A	1.1	3	ND	ND	ND	ND	ND	ND	ND	ND		ND	ND	ND
	February-13	6020A	1.1	3	ND	ND	ND	ND	ND	ND	ND	ND		ND	ND	ND
	May-13	6020A	1.1	3	ND	ND	ND	ND	ND	ND	ND	ND		ND	ND	ND
	August-13	6020A	1.1	3	ND	ND	ND	ND	ND	ND	ND	ND		ND	ND	ND
	December-13	6020A	1.1	3	ND	ND	ND	ND	ND	ND	ND	ND		ND	ND	ND
	February-14	6020A	1.1	3	ND	ND	ND	ND	ND	ND	ND	ND		ND	ND	ND
	May-14	6020A	1.10	3.00	ND	ND	ND	ND	ND	ND	ND	ND		ND	ND	ND
	August-14	EPA 6020A	1.10	3.00	ND	ND	ND	ND	ND	ND	ND	ND	---	ND	ND	ND
	November-14	EPA 6020A	1.10	3.00	ND	ND	ND	ND	ND	ND	ND	ND	---	ND	ND	ND
	March-15	EPA 6020A	1.10	3.00	ND	ND	ND	ND	ND	ND	ND	ND	---	ND	ND	ND
Calcium	January-10	--	--	--	--	--	--	--	--	--	--	--		--	--	--
No MCL	April-10	--	--	--	125000	138000	90500	99600	103000	105000	111000	108000		--	--	--
	July-10	--	--	--	120000	99000	55900	58700	55800	57000	55900	61800		--	--	--
	November-10	--	--	--	154000+ J	151000+	126000+	122000+	100000	96000	94900	93100		--	--	--
	February-11	--	--	--	138000	144000	89600	115000	105000	113000	115000	107000		--	--	--
	May-11	--	--	--	104000	117000	72700	74400	80000	80400	82700	81700		--	--	--
	September-11	--	--	--	111000 +	100000	59900	55100	59000	55300	57000	58000		--	--	--
	December-11	--	--	--	122000 +	116000 +	32300	92000	94300	92800	92200	86600		--	--	--
	February-12	--	--	--	135000 +	124000 +	97800	99600	99000 +	96800 +	95100	94100		--	--	--
	April-12	6020A	7200	20000	124000	106000	74500	827000	82500	85300	83200	80700		ND	ND	ND
	August-12	6020A	360	1000	124000	114000	66200	57500	54000	56600	55400	56800		ND	ND	ND
	November-12	6020A	360	1000	128000	125000	96500	95900	88600	95000	94000	91400		523 J	ND	ND
	February-13	6020A	3600	10000	159000	137000	99500	108000	115000	112000	108000	108000		ND	ND	ND
	May-13	6020A	3600	10000	140000	122000	78200	84600	77300	74600	74900	79600		ND	ND	ND
	August-13	6020A	3600	10000	133000	148000	98300	95000	98000	99000	95600	80500		ND	ND	ND
	December-13	6020A	3600	10000	137000	109000	87000	84500	84900	84100	82300	77500		ND	ND	ND
	February-14	6020A	3600	10000	137000	139000	64700	82800	88500	79700	77400	68400	---	ND	ND	ND
	May-14	6020A	360	1000	133000	141000	97600	102000	103000	104000	100000	79200	---	770 J	ND	ND
	August-14	EPA 6020A	3600	10000	129000	135000	71100	77000	75200	80800	78100	74500	---	ND	ND	ND
	November-14	EPA 6020A	3600	10000	141000	153000	113000	112000	109000	109000	110000	90900	---	ND	ND	ND
	March-15	EPA 6020A	7200	20000	126000	114000	16500	89100	90000	93500	91100	86600	---	ND	ND	ND
Chromium	January-10	--	--	2	--	--	--	--	--	--	--	--		--	--	--
MCL = 100	April-10	--	--	2	2.4	1.8 J	1.9 J	1.6 J	1.6 J	1.5 J	3.4	1.3 J		--	--	--
	July-10	--	--	2	2.6 B	2 B	2.2 B	1.9 B	2.4 B	2.2 B	1.9 B	1.9 B		--	--	--
	November-10	--	--	2	1.2 J	1.1 J	0.9 J	0.89 J	0.93 J	0.99 J	1 J	1.1 J		--	--	--
	February-11	--	--	2	1.4 J	1.2 J	1.6 J	1.1 J	0.94 J	1 J	1.1 J	0.86 J		--	--	--
	May-11	--	--	2	1.4 J	1.3 J	1.1 J	1 J	1.2 J	1.1 J	1.1 J	1 J		--	--	--
	September-11	--	--	2	1.5 J	1 B	0.87 B	0.86 B	0.95 B	0.87 B	0.95 B	1.1 B		--	--	--
	December-11	--	--	2	0.53 J	0.45 J	2 U	0.44 J	0.56 J	2 U	0.49 J	0.45 J		--	--	--
	February-12	--	--	2	2.1	1.6 J	1.3 B	1.2 B	1.1 B	1 B	1.1 B	0.98 B		--	--	--
	April-12	6020A	4.5	10	ND	ND	ND	ND	ND	ND	ND	ND		ND	ND	ND
	August-12	6020A	4.5	10	ND	ND	ND	ND	ND	ND	ND	ND		ND	ND	ND
	November-12	6020A	4.5	10	ND	ND	ND	ND	ND	ND	ND	ND		ND	ND	ND
	February-13	6020A	4.5	10	4.51 J	ND	ND	ND	ND	ND	ND	ND		ND	ND	ND
	May-13	6020A	4.5	10	ND	ND	ND	ND	ND	ND	ND	ND		ND	ND	ND
	August-13	6020A	4.5	10	ND	ND	ND	ND	ND	ND	ND	ND		ND	ND	ND
	December-13	6020A	4.5	10	ND	ND	ND	ND	ND	ND	ND	ND		ND	ND	ND
	February-14	6020A	4.5	10	ND	ND	ND	ND	ND	ND	ND	ND		ND	ND	ND
	May-14	6020A	4.50	10.0	ND	ND	ND	ND	ND	ND	ND	ND		ND	ND	ND
	August-14	EPA 6020A	4.50	10.0	ND	ND	ND	ND	ND	ND	ND	ND	---	ND	ND	ND
	November-14	EPA 6020A	4.50	10.0	ND	ND	ND	ND	ND	ND	ND	ND	---	ND	ND	ND
	March-15	EPA 6020A	4.50	10.0	ND	ND	ND	ND	ND	ND	ND	ND	---	ND	ND	ND

TABLE 4

SUMMARY OF DETECTED INORGANIC CONSTITUENTS
WETLAND SAMPLING LOCATIONS
KIM STAN LANDFILL

Analyte	Sample Collection Date	EPA Method	DL	QL	WOT-1	WOT-2	WOT-3	WOT-4	WOT-5	WOT-6	WOT-7	WOT-8	Trip Blank	Field Blank	Equipment Blank	Method Blank
Cobalt	January-10	--	--	1	--	--	--	--	--	--	--	--		--	--	--
No MCL	April-10	--	--	1	2.8	7.6	8.4	8.8	8.5	8.4	7.4	7.4		--	--	--
	July-10	--	--	1	2.7	10.1	11	11.2	10.8	10.8	10.5	13.1		--	--	--
	November-10	--	--	1	2.2	5.9	3.6	3.5	3.9	4.2	4.4	6.4		--	--	--
	February-11	--	--	1	2.9	8.5	3.9	3.5	3.3	3.3	3.5	4.1		--	--	--
	May-11	--	--	1	4.5	6.4	4.2	6.2	5.9	5.9	6.8	5.9		--	--	--
	September-11	--	--	1	2.4	4.5	5.6	5.4	5.7	5.7	5.6	7.5		--	--	--
	December-11	--	--	1	1.9	2.3	0.99 J	1.5	3.4	1.6	3.9	2.0		--	--	--
	February-12	--	--	1	1.9	3.6	1.6	4.9	1.9	2.7	3.3	4.4		--	--	--
	April-12	6020A	2.1	10	ND	3.51 J	3.59 J	4.96 J	4.07 J	4.15 J	4.84 J	4.88 J		ND	ND	ND
	August-12	6020A	2.1	10	ND	4.03 J	4.33 J	4.88 J	4.54 J	5.94 J	6.32 J	5.92 J		ND	ND	ND
	November-12	6020A	2.1	10	3.48 J	6.70 J	5.73 J	8.82 J	6.90 J	6.46 J	6.36 J	7.17 J		ND	ND	ND
	February-13	6020A	2.1	10	ND	2.36 J	ND	ND	ND	ND	15.2	ND		ND	ND	ND
	May-13	6020A	2.1	10	2.2 J	3.88 J	ND	ND	ND	ND	ND	ND		ND	ND	ND
	August-13	6020A	2.1	10	ND	2.68 J	5.62 J	2.76 J	2.9 J	3.72 J	3.65 J	ND		ND	ND	ND
	December-13	6020A	2.1	10	ND	2.15 J	ND	ND	ND	ND	ND	ND		ND	ND	ND
	February-14	6020A	2.1	10	ND	ND	ND	ND	ND	ND	ND	ND		ND	ND	ND
	May-14	6020A	2.10	10.0	ND	4.79 J	4.19 J	4.57 J	4.18 J	4.05 J	4.05 J	2.59 J		ND	ND	ND
	August-14	EPA 6020A	2.10	10.0	ND	5.09 J	4.87 J	4.63 J	5.02 J	6.07 J	7.00 J	5.74 J	---	ND	ND	ND
	November-14	EPA 6020A	2.10	10.0	2.31 J	6.61 J	4.17 J	3.85 J	3.76 J	3.8 J	3.9 J	3.3 J	---	ND	ND	ND
	March-15	EPA 6020A	2.10	10.0	ND	2.70 J	ND	ND	ND	ND	ND	ND	---	ND	ND	ND
Copper	January-10	--	--	2	--	--	--	--	--	--	--	--		--	--	--
MCL = 1300 (AL)	April-10	--	--	2	0.81 J	0.72 J	2.1	2.4	3.2	3.4	3.9	4.3		--	--	--
	July-10	--	--	2	1 B	4.4	3.2	5.7	6.8	8.8	6.9	8.9		--	--	--
	November-10	--	--	2	U	0.81 J	1.8 J	2.4	2.7	3.1	2.9	4.6		--	--	--
	February-11	--	--	2	0.63 J	0.68 J	3.1	3	3.1	3.6	3.6	4.3		--	--	--
	May-11	--	--	2	3.5	2.3	2	3.3	2.3	2.5	2.8	3.3		--	--	--
	September-11	--	--	2	0.65 J	0.9 J	2.3	3.3	3.1	3.3	3.2	4.3		--	--	--
	December-11	--	--	2	1.9	2.3	0.99 J	1.5	3.4	1.6	3.9	2.0		--	--	--
	February-12	--	--	2	1.5 B	2.5 B	2.6 B	3.2 B	3 B	2.8 B	2.7 B	3.1 B		--	--	--
	April-12	6020A	2.2	10	2.24 J	4.25 J	3.26 J	3.62 J	3.76 J	3.82 J	2.68 J	4.02 J		ND	ND	ND
	August-12	6020A	2.2	10	ND	ND	ND	2.39 J	3.1 J	3.37 J	3.00 J	4.69 J		ND	ND	ND
	November-12	6020A	2.2	10	2.32 J	ND	4.48 J	4.32 J	3.85 J	3.89 J	3.96 J	3.80 J		ND	ND	ND
	February-13	6020A	2.2	10	19.3	3.27 J	3.95 J	4.21 J	9.44 J	10.1	6.81 J	29.2		16.2	ND	ND
	May-13	6020A	2.2	10	20.3	2.64 J	3.02 J	3.06 J	3.67 J	18.3	4.08 J	20.2		ND	ND	ND
	August-13	6020A	2.2	10	ND	ND	ND	ND	ND	ND	ND	ND		ND	ND	ND
	December-13	6020A	2.2	10	ND	ND	ND	ND	ND	ND	ND	ND		ND	ND	ND
	February-14	6020A	2.2	10	ND	ND	ND	ND	ND	ND	ND	ND		ND	ND	ND
	May-14	6020A	2.20	10.0	ND	ND	ND	ND	ND	ND	2.24 J	2.50 J		ND	ND	ND
	August-14	EPA 6020A	2.20	10.0	ND	ND	ND	ND	ND	ND	ND	ND	---	ND	ND	ND
	November-14	EPA 6020A	2.20	10.0	ND	ND	ND	ND	ND	ND	ND	2.48 J	---	ND	ND	ND
	March-15	EPA 6020A	2.20	10.0	ND	ND	ND	ND	ND	ND	ND	ND	---	ND	ND	ND
Cyanide	January-12	--	--	10	--	--	--	--	--	--	--	--		--	--	--
(mg/L)	April-12	--	--	10	10 U	10 U	12.7	7.4 J	7.2 J	5 J	65.1	10 U		--	--	--
MCL = 200	July-12	--	--	10	10 U	4.9 J	10 U	10 U	6.1 J	3.7 J	4.7 J	4.2 J		--	--	--
	November-12	--	--	10	5.2 B	5.8 B	13.5 L	15.8 L	14.8 L	10 B	12.6 L	6.7 B		--	--	--
	February-12	--	--	10	10 UL	10 UL	10 UL	10 UL	10 UL	10 UL	10 UL	10 UL		--	--	--
	May-12	--	--	10	10 U	10 U	4.7 J	10 U	10 U	10 U	10 U	10 U		--	--	--
	September-12	--	--	10	3.3 B	3 B	8.4 B	4.4 B	4.4 B	2.1 B	2 B	8.1 B		--	--	--
	December-12	--	--	10	10 UL	10 UL	10 UL	10 UL	10 U	10 UL	10 UL	10 UL		--	--	--
	February-12	--	--	10	10 U	10 U	10 U	8 B	3.7 B	10 U	2.4 B	10 U		--	--	--
	April-12	SM18 4500	3.8	10	ND	ND	ND	ND	41	ND	ND	ND		ND	ND	ND
	August-12	SM18 4500	3.8	10	ND	ND	ND	ND	ND	ND	ND	ND		ND	ND	ND
	November-12	SM18 4501	3.8	10	ND	ND	ND	ND	ND	ND	ND	ND		ND	ND	ND
	February-13	SM 4500CN	4.6	10	ND	ND	ND	ND	ND	ND	ND	ND		ND	ND	ND
	May-13	SM 4500CN	4.6	10	ND	ND	ND	ND	ND	ND	ND	ND		ND	ND	ND
	August-13	SM 4500CN	4.6	10	ND	ND	ND	ND	ND	ND	ND	ND		ND	ND	ND
	December-13	SM 4500CN	0.0053	0.01	ND	ND	ND	ND	ND	ND	ND	ND		ND	ND	ND
	May-14	SM 4500CN	0.0053	0.01	ND	ND	ND	ND	ND	ND	ND	ND		ND	ND	ND
	August-14	SM 4500CN	0.0053	0.01	ND	ND	ND	ND	ND	ND	ND	ND	---	ND	ND	ND
	November-14	SM 4500CN	0.0053	0.01	ND	ND	ND	ND	ND	ND	ND	ND	---	ND	ND	ND
	March-15	SM 4500CN	0.0053	0.01	ND	ND	ND	ND	ND	ND	ND	ND	---	ND	ND	ND
Iron	January-10	--	--	100	--	--	--	--	--	--	--	--		--	--	--
No MCL	April-10	--	--	100	25700	10700	496	176 K	168 K	128 K	142 K	77.9 J		--	--	--
	July-10	--	--	100	30600	773	74.8 B	60.2 B	87.7 B	96.3 B	103 B	75.2 B		--	--	--
	November-10	--	--	100	19700 J	3000 J	567 J	656 J	641 J	534 J	512 J	92.4 J		--	--	--
	February-11	--	--	100	13500	6210	282	151 J	124 J	139 J	105 J	78 J		--	--	--
	May-11	--	--	100	16300	7880	1250	209	330	239	272	116 J		--	--	--
	September-11	--	--	100	26600	4370	67.9 B	66.6 B	82.5 B	70.2 B	157 J	136 J		--	--	--
	December-11	--	--	100	9340 J	1120 J	390 J	277 J	212 J	124 J	213 J	99 J		--	--	--
	February-12	--	--	100	16000	1090	313 B	1760	314 B	499 B	362 B	420 B		--	--	--
	April-12	6020A	760	1000	29100	2690	77.0	601	117	67.9	76.3	76.5		ND	ND	ND
	August-12	6020A	38	50	17100	9760	82.3	73.5	73.5	153	78.6	71.8		ND	ND	ND
	November-12	6020A	38	50	37900	7150	133 B	871	42.7 B	ND	ND	ND		ND	115	ND
	February-13	6020A	380	500	11300	2680	137.0	139	135	126	1060	92.3		ND	ND	ND
	May-13	6020A	380	500	6540	9760	260	219	239	272	299	254		ND	ND	ND
	August-13	6020A	380	500	37700	30500	366	124	112	59.2	230	299		ND	ND	ND
	December-13	6020A	38	500	5520	2560	162 J	ND	ND	110 J	50.0 J	131 J		ND	ND	ND
	February-14	6020A	38	50	25500	591	110	83.1	183	128	50.8	60.9		ND	ND	ND
	May-14	6020A	38	50	24700	14800	102	203	213	116	120	42.7 J		ND	202	ND
	August-14	EPA 6020A	380	500	52200	31600	301	153	98.2	40.9 J	528	112	---	ND	ND	ND
	November-14	EPA 6020A	380	500	30300	42800	1070	ND	ND	ND	ND	ND	---	ND	ND	ND
	March-15	EPA 6020A	760	1000	7320	17000	218	182	291	203	213	230	---	ND	ND	ND

TABLE 4

SUMMARY OF DETECTED INORGANIC CONSTITUENTS
WETLAND SAMPLING LOCATIONS
KIM STAN LANDFILL

Analyte	Sample Collection Date	EPA Method	DL	QL	WOT-1	WOT-2	WOT-3	WOT-4	WOT-5	WOT-6	WOT-7	WOT-8	Trip Blank	Field Blank	Equipment Blank	Method Blank
Lead	January-10	--	--	1	--	--	--	--	--	--	--	--		--	--	--
MCL = 15 (AL)	April-10	--	--	1	0.34 J	0.33 J	0.39 J	0.18 B	0.21 J	0.23 J	0.19 J	0.21 B		--	--	--
	July-10	--	--	1	0.4 B	0.49 J	0.25 B	0.29 B	0.91 J	1.3	0.27 B	0.32 B		--	--	--
	November-10	--	--	1	0.1 B	0.14 B	0.083 B	0.088 B	0.12 B	0.15 B	0.22 B	0.22 B		--	--	--
	February-11	--	--	1	1 UJ	1 UJ	0.49 J	1 UJ	0.21 J	0.19 J	1 UJ	1 U		--	--	--
	May-11	--	--	1	2	1 U	1 U	1 U	1 U	1 U	1 U	1 U		--	--	--
	September-11	--	--	1	0.19 B	0.24 B	0.15 B	0.21 B	0.23 B	0.2 B	0.29 B	0.3 B		--	--	--
	December-11	--	--	1	0.071 J	0.049 J	0.21 J	0.17 J	0.095 J	0.056 J	0.14 J	0.077 J		--	--	--
	February-12	--	--	1	0.21 B	0.12 B	0.12 B	1 B	0.74 B	0.41 B	0.47 B	0.56 B		--	--	--
	April-12	6020A	1.6	5	ND	ND	ND	ND	ND	ND	ND	ND		ND	ND	ND
	August-12	6020A	1.6	5	ND	ND	ND	ND	ND	ND	ND	ND		ND	ND	ND
	November-12	6020A	1.6	5	ND	ND	ND	1.64 J	ND	ND	ND	ND		ND	ND	ND
	February-13	6020A	1.6	5	ND	ND	ND	ND	ND	ND	ND	ND		ND	ND	ND
	May-13	6020A	1.6	5	ND	ND	ND	ND	ND	ND	ND	ND		ND	ND	ND
	August-13	6020A	1.6	5	ND	ND	ND	ND	ND	ND	ND	ND		ND	ND	ND
	December-13	6020A	1.6	5	ND	ND	ND	ND	ND	ND	ND	ND		ND	ND	ND
	February-14	6020A	1.6	5	ND	ND	ND	ND	ND	ND	ND	ND		ND	ND	ND
	May-14	6020A	1.60	5.00	ND	ND	ND	ND	ND	ND	ND	ND		ND	ND	ND
	August-14	EPA 6020A	1.60	5.00	ND	ND	ND	ND	ND	ND	ND	ND	---	ND	ND	ND
	November-14	EPA 6020A	1.60	5.00	3.82 J	ND	ND	ND	ND	ND	ND	ND	---	ND	ND	ND
	March-15	EPA 6020A	1.60	5.00	ND	ND	ND	ND	ND	ND	ND	ND	---	ND	ND	ND
Magnesium	January-10	--	--	--	--	--	--	--	--	--	--	--		--	--	--
No MCL	April-10	--	--	--	28500	34600	36100	37900	41100	41700	44900	44000		--	--	--
	July-10	--	--	--	27400	32300	32500	31300	30500	30500	30500	33400		--	--	--
	November-10	--	--	--	31500 J	33600	33500	34300	33900	35100	34600	43900		--	--	--
	February-11	--	--	--	26500	32300	28700	33700	31100	33400	33600	35900		--	--	--
	May-11	--	--	--	26900	26900	21300	26400	26400	27000	27600	27700		--	--	--
	September-11	--	--	--	22400	25400	26000	24100	24900	23600	23400	23400		--	--	--
	December-11	--	--	--	20300	25200	11500	24100	25400	25600	25300	26500		--	--	--
	February-12	--	--	--	23100	26400	25300	24400	26200	25800	23800	25200		--	--	--
	April-12	6020A	300	1000	20000	21900	22200	22200	22800	24200	23200	24900		ND	ND	ND
	August-12	6020A	300	1000	25000	25800	22200	19300	18000	18400	18200	19600		ND	ND	ND
	November-12	6020A	300	1000	29500	28800	33100	35700	33300	35200	34700	33100		ND	ND	ND
	February-13	6020A	300	1000	26700	27000	25300	27400	28000	27900	27800	29900		ND	ND	ND
	May-13	6020A	300	1000	22200	24100	19300	21300	20000	19900	19000	20500		ND	ND	ND
	August-13	6020A	300	1000	25800	27300	27300	28200	28400	28300	28600	25700		ND	ND	ND
	December-13	6020A	300	1000	21800	21000	21600	21200	21100	22500	22400	23300		ND	ND	ND
	February-14	6020A	300	1000	18300	20900	12100	17100	18400	17500	16800	16400		ND	ND	ND
	May-14	6020A	300	1000	20600	21600	23500	23800	24200	24300	23200	23700		2270	ND	ND
	August-14	EPA 6020A	3000	10000	30100	25100	27400	27700	27500	28200	28000	21900	---	ND	ND	ND
	November-14	EPA 6020A	3000	10000	25400	26500	28300	29300	29300	29400	29200	27500	---	ND	ND	ND
	March-15	EPA 6020A	3000	10000	16300	17400	5240	16900	16700	17600	17600	17500	---	ND	ND	ND
Manganese	January-10	--	--	--	--	--	--	--	--	--	--	--		--	--	--
No MCL	April-10	--	--	--	736	1480	621	786	948	966	950	952		--	--	--
	July-10	--	--	--	681	1130	344	523	580	638	627	708		--	--	--
	November-10	--	--	--	685	1070	117	38	89.4	168	163	514		--	--	--
	February-11	--	--	--	768	1290 +	105	80.4	114	126	155	319		--	--	--
	May-11	--	--	--	943	1350	424	501	452	474	526	479		--	--	--
	September-11	--	--	--	847	1110	358	399	463	460	420	528		--	--	--
	December-11	--	--	--	698	346	76.2	34.9	194	63.0	170	201		--	--	--
	February-12	--	--	--	958	676	42.2	382	91.5	197	245	302		--	--	--
	April-12	6020A	64	200	1110	753	245	287	236	254	311	324		ND	ND	ND
	August-12	6020A	3.2	10	536	1330	423	430	396	506	527	533		ND	ND	ND
	November-12	6020A	3.2	10	1090	1400	472	626	577	470	460	737		ND	ND	ND
	February-13	6020A	3.2	10	747	850	14.3	60.7	59.9	70.5	638	147		ND	ND	ND
	May-13	6020A	3.2	10	641	1220	156	241	230	269	269	71.7		ND	ND	ND
	August-13	6020A	3.2	10	737	1500	995	794	685	678	672	538		ND	ND	ND
	December-13	6020A	3.2	10	702	503	45.7	26.7	28.9	88.2	102	217		ND	ND	ND
	February-14	6020A	3.2	10	498	577	94.3	54.9	93.1	78.2	49.8	35.5	---	ND	ND	ND
	May-14	6020A	3.20	10.0	544	1420	888	459	456	465	480	170	---	18.4	4.76 J	ND
	August-14	EPA 6020A	3.20	10.0	821	1280	518	530	555	634	649	368	---	ND	ND	ND
	November-14	EPA 6020A	3.20	10.0	922	1580	693	455	373	541	522	240	---	ND	ND	ND
	March-15	EPA 6020A	3.20	10.0	467	913	55.5	75.8	113	76.8	67.3	63.6	---	ND	4.46 J	ND
Mercury	January-10	--	--	0.2	--	--	--	--	--	--	--	--		--	--	--
MCL = 2	April-10	--	--	0.2	0.2 U	0.2 U	0.09 J	0.2 U	0.2 U	0.071 J	0.072 J	0.07 B		--	--	--
	July-10	--	--	0.2	0.2 U	0.2 U	0.2 U	0.2 U	0.2 U	0.2 U	0.2 U	0.2 U		--	--	--
	November-10	--	--	0.2	0.033 B	0.088 B	0.086 B	0.057 B	0.049 B	0.059 B	0.087 B	0.056 B		--	--	--
	February-11	--	--	0.2	0.2 UL	0.2 UL	0.2 UL	0.2 UL	0.2 UL	0.2 UL	0.2 UL	0.2 UL		--	--	--
	May-11	--	--	0.2	0.17 J	0.16 J	0.17 J	0.16 J	0.14 J	0.12 J	0.16 J	0.17 J		--	--	--
	September-11	--	--	0.2	0.2 UL	0.2 UL	0.2 UL	0.2 UL	0.2 UL	0.2 UL	0.2 UL	0.2 UL		--	--	--
	December-11	--	--	0.2	0.043 B	0.2 UL	0.2 UL	0.039 B	0.2 UL	0.2 UL	0.2 UL	0.2 UL		--	--	--
	February-12	--	--	0.2	0.2 UL	0.2 UL	0.2 UL	0.2 UL	0.2 UL	0.2 UL	0.2 UL	0.2 UL		--	--	--
	April-12	7470A	0.023	0.2	ND	ND	ND	ND	ND	ND	ND	ND		ND	ND	ND
	August-12	7470A	0.023	0.2	ND	ND	ND	ND	ND	ND	ND	ND		ND	ND	ND
	November-12	7470A	0.023	0.2	ND	ND	ND	ND	ND	ND	ND	ND		ND	ND	ND
	February-13	7470A	0.023	0.2	ND	ND	ND	ND	ND	ND	ND	ND		ND	ND	ND
	May-13	7470A	0.023	0.2	ND	ND	ND	ND	ND	ND	ND	ND		ND	ND	ND
	August-13	7470A	0.023	0.2	ND	ND	ND	ND	ND	ND	ND	ND		ND	ND	ND
	December-13	7470A	0.023	0.2	ND	ND	ND	ND	ND	ND	ND	ND		ND	ND	ND
	February-14	7470A	0.023	0.2	ND	ND	ND	ND	ND	ND	ND	ND	---	ND	ND	ND
	May-14	7470A	0.0230	0.200	ND	ND	ND	ND	ND	ND	ND	ND	---	ND	ND	ND
	August-14	EPA 7470A	0.0230	0.200	ND	ND	ND	ND	ND	ND	ND	ND	---	ND	ND	ND
	November-14	EPA 7470A	0.0230	0.200	ND	ND	ND	ND	ND	ND	ND	ND	---	ND	ND	ND
	March-15	EPA 7470A	0.0230	0.200	ND	ND	ND	ND	ND	ND	ND	ND	---	ND	ND	ND

TABLE 4

SUMMARY OF DETECTED INORGANIC CONSTITUENTS
WETLAND SAMPLING LOCATIONS
KIM STAN LANDFILL

Analyte	Sample Collection Date	EPA Method	DL	QL	WOT-1	WOT-2	WOT-3	WOT-4	WOT-5	WOT-6	WOT-7	WOT-8	Trip Blank	Field Blank	Equipment Blank	Method Blank
Nickel	January-10	--	--	--	--	--	--	--	--	--	--	--		--	--	--
No MCL	April-10	--	--	--	22.2 J	16.3 J	20.1	20.5	21.2	21.9	20.2	20.4 J		--	--	--
	July-10	--	--	--	17.5	28.1	25.1	25.5	26	26.4	24.1	28		--	--	--
	November-10	--	--	--	13.4	14.7	13.7	14.3	14.8	15.1	15.1	19.2		--	--	--
	February-11	--	--	--	15.6	17.1	13.2	16.3	15.1	15.8	16.1	16.1		--	--	--
	May-11	--	--	--	15.8	15.4	12.7	16.3	16.1	16.4	17.2	17.3		--	--	--
	September-11	--	--	--	10.7	12.7	14.0	13.5	14.1	13.7	13.7	17.3		--	--	--
	December-11	--	--	--	6.7	7.4	3.0	7.2	7.5	7.7	7.7	8.2		--	--	--
	February-12	--	--	--	9.3	11.3	10.1	10.9	10.2	9.5	10.4	9.4		--	--	--
	April-12	6020A	3.2	10	10.7	13.7	14.0	13.9	14.4	14.0	14.0	14.5		ND	ND	ND
	August-12	6020A	3.2	10	6.67 J	13.7	12.0	13.9	16.4	15.8	15.7	17.6		ND	ND	ND
	November-12	6020A	3.2	10	16.5	19.1	18.3	21.6	18.4	19.8	19.8	19.3		ND	ND	ND
	February-13	6020A	3.2	10	12.3	11	9.67 J	10.8	11.2	12.8	12.6	10.6		ND	ND	ND
	May-13	6020A	3.2	10	8.99 J	11.3	8.24 J	9.35 J	8.30 J	8.29 J	8.33 J	8.02 J		ND	ND	ND
	August-13	6020A	3.2	10	12.6	11.9	12.2	11.8	11.60	12.0	11.70	10.2		ND	ND	ND
	December-13	6020A	3.2	10	8.26 J	10.2	8.52 J	8.03 J	8.69 J	9.58 J	8.54 J	11.0		ND	ND	ND
	February-14	6020A	3.2	10	11.0	12.8	4.48 J	8.44 J	8.13 J	7.80 J	7.91 J	6.23 J		ND	ND	ND
	May-14	6020A	3.20	10.0	11.1	12.4	13.2	13.7	13.2	12.8	13.7	13.0		ND	19.5	ND
	August-14	EPA 6020A	3.20	10.0	16.8	16.4	15.7	16.9	17.0	17.0	18.1	18.7	--	ND	ND	ND
	November-14	EPA 6020A	3.20	10.0	19.5	14.0	11.9	12.7	12.2	12.6	12.9	10.9	--	ND	ND	ND
	March-15	EPA 6020A	3.20	10.0	9.02 J	10.2	ND	8.42 J	8.32 J	8.41 J	8.79 J	7.55 J	--	ND	ND	ND
Potassium	January-10	--	--	5000	--	--	--	--	--	--	--	--		--	--	--
No MCL	April-10	--	--	5000	47200	40500	36100	35500	34900	34100	36100	35100		--	--	--
	July-10	--	--	5000	44300	40100	40200	36900	35100	33700	33700	31900		--	--	--
	November-10	--	--	5000	32500+	35500+	34400+	34600+	33000+	31600+	33000+	30200+		--	--	--
	February-11	--	--	5000	37100	31600	22900	29200	27400	28500	28800	28000		--	--	--
	May-11	--	--	5000	28100 J	28300 J	22300 J	25400 J	26500 J	26200 J	27200 J	25900 J		--	--	--
	September-11	--	--	5000	32000 +	33000 +	33300 +	32400 +	31100 +	30300 +	30300 +	27800 +		--	--	--
	December-11	--	--	5000	15200	18300	10900	18900	19500	20300	20100	20900		--	--	--
	February-12	--	--	5000	19700	21600	20300	19600	20800	20500	19300	21500		--	--	--
	April-12	6020A	480	1000	22900	26900	27900	26700	26400	26700	26300	25400		ND	ND	ND
	August-12	6020A	480	1000	15500	32100	29200	28300	27000	27800	27500	26000		ND	ND	ND
	November-12	6020A	480	1000	40900	28000	28900	27700	26800	27500	27300	27600		ND	ND	ND
	February-13	6020A	480	1000	24800	23100	21600	22700	22900	22600	2200	22000		ND	ND	ND
	May-13	6020A	480	1000	16800	21700	18000	19300	19400	19300	19600	19700		ND	ND	ND
	August-13	6020A	480	1000	30400	27200	27300	25700	27300	27300	27200	25500		ND	ND	ND
	December-13	6020A	480	1000	23400	21200	20500	17900	18300	17700	17400	18800		ND	ND	ND
	February-14	6020A	480	1000	20500	19700	11000	16000	16900	14900	14600	14100	--	ND	ND	ND
	May-14	6020A	480	1000	27300	25200	26300	26100	26700	25300	25100	24100	--	1260	ND	ND
	August-14	EPA 6020A	480	1000	41000	33200	32600	30500	30200	29600	29300	27500	--	ND	ND	ND
	November-14	EPA 6020A	480	1000	32400	24500	23600	24100	24000	24400	24900	23400	--	ND	ND	ND
	March-15	EPA 6020A	480	1000	15600	18100	6070	16100	15700	16200	15700	14500	--	ND	ND	ND
Selenium	January-10	--	--	5	--	--	--	--	--	--	--	--		--	--	--
MCL = 50	April-10	--	--	5	5 U	0.21 J	5 U	5 U	5 U	0.31 J	0.2 J	5 U		--	--	--
	July-10	--	--	5	4.2 J	5.5	4.9 J	4.6 J	6.4	6	6	6.2		--	--	--
	November-10	--	--	5	2.6 B	2.5 B	1.9 B	1.9 B	1.7 B	1.9 B	1.7 B	1.7 B		--	--	--
	February-11	--	--	5	2.4 J	2.3 J	1.9 J	2.7 J	2.5 J	2.5 J	2.5 J	2.5 J		--	--	--
	May-11	--	--	5	2.8 J	3 J	2.4 J	2.8 J	2.9 J	3 J	3 J	2.9 J		--	--	--
	September-11	--	--	5	0.24 B	5 U	5 U	0.31 B	0.38 B	5 U	0.33 B	0.34 B		--	--	--
	December-11	--	--	5	0.17 J	0.21 J	0.15 J	0.18 J	0.2 J	0.17 J	0.18 J	0.2 J		--	--	--
	February-12	--	--	5	1.3 J	1.4 J	5 U	1.5 J	1.2 J	1.3 J	1.5 J	5 U		--	--	--
	April-12	6020A	6.5	10	ND	ND	ND	ND	ND	ND	ND	ND		ND	ND	ND
	August-12	6020A	6.5	10	ND	ND	ND	ND	ND	ND	ND	ND		ND	ND	ND
	November-12	6020A	6.5	10	ND	ND	ND	ND	ND	ND	ND	ND		ND	ND	ND
	February-13	6020A	6.5	10	ND	ND	ND	ND	ND	ND	ND	ND		ND	ND	ND
	May-13	6020A	6.5	10	ND	ND	ND	ND	ND	ND	ND	ND		ND	ND	ND
	August-13	6020A	6.5	10	ND	ND	ND	ND	ND	ND	ND	ND		ND	ND	ND
	December-13	6020A	6.5	10	ND	ND	ND	ND	ND	ND	ND	ND		ND	ND	ND
	February-14	6020A	6.5	10	ND	ND	ND	ND	ND	ND	ND	ND		ND	ND	ND
	May-14	6020A	6.50	10.0	ND	ND	ND	ND	ND	ND	ND	ND		ND	ND	ND
	August-14	EPA 6020A	6.50	10.0	ND	ND	ND	ND	ND	ND	ND	ND	--	ND	ND	ND
	November-14	EPA 6020A	6.50	10.0	ND	ND	ND	ND	ND	ND	ND	ND	--	ND	ND	ND
	March-15	EPA 6020A	6.50	10.0	ND	ND	ND	ND	ND	ND	ND	ND	--	ND	ND	ND
Silver	January-10	--	--	1	--	--	--	--	--	--	--	--		--	--	--
No MCL	April-10	--	--	1	0.0084 B	0.0073 B	1 U	1 U	0.0091 B	0.014 B	0.0072 B	1 U		--	--	--
	July-10	--	--	1	1 U	1 U	1 U	1 U	1 U	1 U	1 U	1 U		--	--	--
	November-10	--	--	1	0.068 J	0.073 J	0.051 J	UJ	UL	UJ	0.16 J	0.053 J		--	--	--
	February-11	--	--	1	1 U	1 U	0.026 B	1 U	1 U	1 U	1 U	1 U		--	--	--
	May-11	--	--	1	1 UL	1 UL	1 UL	1 UL	1 UL	1 UL	1 UL	1 UL		--	--	--
	September-11	--	--	1	1 U	1 U	1 U	1 U	1.8	1 U	1 U	0.031 B		--	--	--
	December-11	--	--	1	1 U	1 U	1 U	1 U	1 U	1 UL	1 U	1 U		--	--	--
	February-12	--	--	1	0.099 B	0.072 B	0.14 B	0.15 B	0.049 B	1 UL	0.064 B	1 UL		--	--	--
	April-12	6020A	0.29	1	ND	ND	ND	ND	ND	ND	ND	ND		ND	ND	ND
	August-12	6020A	0.29	1	ND	ND	ND	ND	ND	ND	ND	ND		ND	ND	ND
	November-12	6020A	0.29	1	ND	ND	ND	ND	ND	ND	ND	ND		ND	ND	ND
	February-13	6020A	0.29	1	ND	ND	ND	ND	ND	ND	ND	ND		ND	ND	ND
	May-13	6020A	0.29	1	ND	ND	ND	ND	ND	ND	ND	ND		ND	ND	ND
	August-13	6020A	0.29	1	ND	ND	ND	ND	ND	ND	ND	ND		ND	ND	ND
	December-13	6020A	0.29	1	ND	ND	ND	ND	ND	ND	ND	ND		ND	ND	ND
	February-14	6020A	0.29	1	ND	ND	ND	ND	ND	ND	ND	ND	--	ND	ND	ND
	May-14	6020A	0.290	1.00	ND	ND	ND	ND	ND	ND	ND	ND	--	ND	ND	ND
	August-14	EPA 6020A	0.290	1.00	ND	ND	ND	ND	ND	ND	ND	ND	--	ND	ND	ND
	November-14	EPA 6020A	0.290	1.00	ND	ND	ND	ND	ND	ND	ND	ND	--	ND	ND	ND
	March-15	EPA 6020A	0.290	1.00	ND	ND	ND	ND	ND	ND	ND	ND	--	ND	ND	ND

TABLE 4

SUMMARY OF DETECTED INORGANIC CONSTITUENTS
WETLAND SAMPLING LOCATIONS
KIM STAN LANDFILL

Analyte	Sample Collection Date	EPA Method	DL	QL	WOT-1	WOT-2	WOT-3	WOT-4	WOT-5	WOT-6	WOT-7	WOT-8	Trip Blank	Field Blank	Equipment Blank	Method Blank
Sodium	January-10	--	--	--	--	--	--	--	--	--	--	--		--	--	--
No MCL	April-10	--	--	--	188000	170000	153000	151000	157000	153000	162000	156000		--	--	--
	July-10	--	--	--	180000	193000	191000	180000	178000	175000	173000	180000		--	--	--
	November-10	--	--	--	127000+	136000+	99400	128000+	124000+	119000+	125000+	128000+		--	--	--
	February-11	--	--	--	154000 +	136000	95900	124000	113000	118000	119000	113000		--	--	--
	May-11	--	--	--	135000	142000	108000	124000	130000	129000	133000	123000		--	--	--
	September-11	--	--	--	119000 +	117000 +	127000 +	131000 +	125000 +	130000 +	126000 +	142000 +		--	--	--
	December-11	--	--	--	51700	52800	22400	56000	59400	61700	61100	63900		--	--	--
	February-12	--	--	--	72100	81800	71000	69900	75600	71000	66200	68400		--	--	--
	April-12	6020A	320	1000	71100	99000	98900	100000	103000	98500	96900	96600		ND	ND	ND
	August-12	6020A	320	1000	40900	104000	93800	102000	98700	107000	103000	119000		ND	ND	ND
	November-12	6020A	320	1000	169000	149000	150000	146000	129000	135000	141000	122000		1490	511 J	ND
	February-13	6020A	320	1000	87200	69900	63400	68300	69400	66500	66300	64200		ND	ND	ND
	May-13	6020A	320	1000	63300	80300	59100	67200	62000	63000	61700	62900		ND	ND	ND
	August-13	6020A	320	1000	121000	116000	112000	101000	112000	104000	95800	87900		ND	ND	ND
	December-13	6020A	320	1000	88100	90700	97100	98900	96900	97500	99200	113000		ND	ND	ND
	February-14	6020A	320	1000	71200	76200	31300	60000	64800	55900	53800	45400	---	804 J	ND	ND
	May-14	6020A	320	1000	97500	98700	95900	100000	99600	99200	97900	89300	---	3770	ND	ND
	August-14	EPA 6020A	3200	10000	186000	148000	154000	153000	157000	159000	155000	135000	---	ND	ND	ND
	November-14	EPA 6020A	320	1000	143000	124000	106000	111000	101000	105000	101000	89900	---	ND	ND	ND
	March-15	EPA 6020A	320	1000	51600	71100	6760	60200	57500	59600	59800	55300	---	ND	ND	ND
Thallium	January-10	--	--	1	--	--	--	--	--	--	--	--		--	--	--
MCL = 2	April-10	--	--	1	0.16 B	0.04 B	0.071 B	0.062 B	0.25 B	0.51 B	0.11 B	0.059 B		--	--	--
	July-10	--	--	1	1 U	0.083 B	0.053 B	0.067 B	0.09 J	0.1 J	0.077 J	0.093 J		--	--	--
	November-10	--	--	1	UJ	0.042 B	0.037 B	0.039 B	0.049 B	0.06 B	0.15 B	0.11 B		--	--	--
	February-11	--	--	1	1 U	0.021 B	0.046 B	0.036 B	0.034 B	0.032 B	0.031 B	0.034 B		--	--	--
	May-11	--	--	1	1 U	1 U	1 U	1 U	1 U	1 U	1 U	1 U		--	--	--
	September-11	--	--	1	1 U	1 U	1 U	1 U	1 U	0.041 B	1 U	0.065 B		--	--	--
	December-11	--	--	1	1 U	1 U	1 U	1 U	1 U	1 U	1 U	1 U		--	--	--
	February-12	--	--	1	0.09 B	1 U	1 U	0.069 B	1 U	1 U	1 U	1 U		--	--	--
	April-12	6020A	0.58	1	ND	ND	ND	ND	ND	ND	ND	ND		ND	ND	ND
	August-12	6020A	0.58	1	ND	ND	ND	ND	ND	ND	ND	ND		ND	ND	ND
	November-12	6020A	0.58	1	ND	ND	ND	ND	ND	ND	ND	ND		ND	ND	ND
	February-13	6020A	0.58	1	ND	ND	ND	ND	ND	ND	ND	ND		ND	ND	ND
	May-13	6020A	0.58	1	ND	ND	ND	ND	ND	ND	ND	ND		ND	ND	ND
	August-13	6020A	0.58	1	ND	ND	ND	ND	ND	ND	ND	ND		ND	ND	ND
	December-13	6020A	0.58	1	ND	ND	ND	ND	ND	ND	ND	ND		ND	ND	ND
	February-14	6020A	0.58	1	ND	ND	ND	ND	ND	ND	ND	ND		ND	ND	ND
	May-14	6020A	0.580	1.00	ND	ND	ND	ND	ND	ND	ND	ND		ND	ND	ND
	August-14	EPA 6020A	0.580	1.00	ND	ND	ND	ND	ND	ND	ND	ND	---	ND	ND	ND
	November-14	EPA 6020A	0.580	1.00	ND	ND	ND	ND	ND	ND	ND	ND	---	ND	ND	ND
	March-15	EPA 6020A	0.580	1.00	ND	ND	ND	ND	ND	ND	ND	ND	---	ND	ND	ND
Vanadium	January-10	--	--	5	--	--	--	--	--	--	--	--		--	--	--
No MCL	April-10	--	--	5	1.4 J	5 UL	1.2 B	0.65 B	0.51 B	0.61 B	5 UL	5 UL		--	--	--
	July-10	--	--	5	0.48 J	5 U	5 U	5 U	5 U	5 U	5 U	5 U		--	--	--
	November-10	--	--	5	0.9 J	0.14 J	0.088 J	0.19 J	0.33 J	0.27 J	0.28 J	0.27 J		--	--	--
	February-11	--	--	5	0.47 J	5 U	5 U	5 U	5 U	5 U	5 U	5 U		--	--	--
	May-11	--	--	5	5 U	5 U	5 U	5 U	5 U	5 U	5 U	5 U		--	--	--
	September-11	--	--	5	0.40 B	5 U	0.22 B	0.26 B	0.26 B	5 U	5 U	5 U		--	--	--
	December-11	--	--	5	0.28 J	0.17 J	0.43 J	0.27 J	0.30 J	0.24 J	0.33 J	0.28 J		--	--	--
	February-12	--	--	5	0.91 J	0.44 J	0.32 J	5 U	0.27 J	0.41 J	5 U	0.34 J		--	--	--
	April-12	6020A	2	10	ND	ND	ND	ND	ND	ND	ND	ND		ND	ND	ND
	August-12	6020A	2	10	ND	ND	ND	ND	ND	ND	ND	ND		ND	ND	ND
	November-12	6020A	2	10	ND	ND	ND	ND	ND	ND	ND	ND		ND	ND	ND
	February-13	6020A	2	10	ND	ND	ND	ND	ND	ND	ND	ND		ND	ND	ND
	May-13	6020A	2	10	ND	ND	ND	ND	ND	ND	ND	ND		ND	ND	ND
	August-13	6020A	2	10	ND	ND	ND	ND	ND	ND	ND	ND		ND	ND	ND
	December-13	6020A	2	10	ND	ND	ND	ND	ND	ND	ND	ND		ND	ND	ND
	February-14	6020A	2	10	ND	ND	ND	ND	ND	ND	ND	ND		ND	ND	ND
	May-14	6020A	2.00	10.0	ND	ND	ND	ND	ND	ND	ND	ND		ND	ND	ND
	August-14	EPA 6020A	2.00	10.0	ND	ND	ND	ND	ND	ND	ND	ND	---	ND	ND	ND
	November-14	EPA 6020A	2.00	10.0	ND	ND	ND	ND	ND	ND	ND	ND	---	ND	ND	ND
	March-15	EPA 6020A	2.00	10.0	ND	ND	ND	ND	ND	ND	ND	ND	---	ND	ND	ND

TABLE 4

SUMMARY OF DETECTED INORGANIC CONSTITUENTS
WETLAND SAMPLING LOCATIONS
KIM STAN LANDFILL

Analyte	Sample Collection Date	EPA Method	DL	QL	WOT-1	WOT-2	WOT-3	WOT-4	WOT-5	WOT-6	WOT-7	WOT-8	Trip Blank	Field Blank	Equipment Blank	Method Blank
Zinc	January-10	--	--	2	--	--	--	--	--	--	--	--		--	--	--
No MCL	April-10	--	--	2	2.5 B	2.5 B	4 B	2.6 B	3.7 B	2.9 B	3.4 B	2.9 B		--	--	--
	July-10	--	--	2	4.7 B	3.5 B	2.2 B	3.5 B	7.7 B	16.5 B	3.6 B	4.7 B		--	--	--
	November-10	--	--	2	15.1 J	14.5 J	12.7 J	15.5 J	13.3 J	12.8 J	12.4 J	13.3 J		--	--	--
	February-11	--	--	2	6.1	10.8	32.9	2.7	1.9 J	1.5 J	1.7 J	1.6 J		--	--	--
	May-11	--	--	2	71.8	12.8	3.1	1.9 J	1.8 J	2.5	2.2	1.7 J		--	--	--
	September-11	--	--	2	11.7 L	3.1 L	2.3 B	1.7 B	3.6 L	2.7 B	1.9 B	2.2 B		--	--	--
	December-11	--	--	2	48.4	4.1 B	3.7 B	3.4 B	2.5 B	2.5 B	3.0 B	2.6 B		--	--	--
	February-12	--	--	2	14.7	4.1 B	1.7 B	6.2 B	2.9 B	3.4 B	7.8 B	2.3 B		--	--	--
	April-12	6020A	16	50	24.1 J	ND	ND	ND	ND	ND	ND	ND		ND	ND	ND
	August-12	6020A	16	50	20.4 J	24.8 J	16.8 J	ND	16.0 J	21.6 J	ND	ND		ND	ND	ND
	November-12	6020A	16	50	22.8 B	ND	ND	ND	ND	ND	ND	ND		53.1	ND	ND
	February-13	6020A	16	50	ND	ND	ND	ND	ND	ND	ND	ND		ND	ND	ND
	May-13	6020A	16	50	ND	ND	ND	ND	ND	ND	ND	ND		ND	ND	ND
	August-13	6020A	16	50	ND	ND	ND	ND	ND	ND	ND	ND		ND	ND	ND
	December-13	6020A	16	50	16.4 J	ND	ND	ND	ND	ND	ND	ND		ND	ND	ND
	February-14	6020A	16	50	27.7 J	ND	20.2 J	ND	ND	ND	ND	ND		ND	ND	ND
	May-14	6020A	16.0	50.0	ND	ND	ND	ND	ND	ND	ND	ND		ND	ND	ND
	August-14	EPA 6020A	16.0	50.0	ND	ND	ND	ND	ND	ND	ND	ND	---	ND	ND	ND
	November-14	EPA 6020A	16.0	50.0	ND	ND	ND	ND	ND	ND	ND	ND	---	ND	ND	ND
	March-15	EPA 6020A	16.0	50.0	31.1 J	ND	ND	ND	ND	ND	21.9 J	ND	---	ND	ND	ND

Notes: All concentrations are reported in micrograms per liter.
ug/L = micrograms per liter
MCL = Maximum Contaminant Level
DL = Laboratory detection limit
QL = Laboratory quantitation limit
B = Blank qualified
J = Estimated Concentration; Detected at a concentraion below the quantitation limit.
K = Reported value may be biased high. Actual value is expected to be lower.
L = Reported value may be biased low. Actual value is expected to be higher.
R = Unusable result; analyte may or may not be present
U = Not detected at associated quantitation limit.
UL = Not detected, quantitation limit is probably higher.
"--" = Not Avaliable
ND = Not detected above laboratory detection limit

Table K-2: Wetland Sampling Results: Volatile Organic Constituents, 2010-2015

TABLE 5

SUMMARY OF DETECTED VOLATILE ORGANIC COMPOUNDS
WETLAND SAMPLING LOCATIONS
KIM STAN LANDFILL

Analyte	Sample Collection Date	EPA Method	DL	QL	WOT-1	WOT-2	WOT-3	WOT-4	WOT-5	WOT-6	WOT-7	WOT-8	Field Blank	Equipment Blank	Trip Blank	Method Blank
VOLATILES																
1,1,1-Trichloroethane	January-10	--	--	--	--	--	--	--	--	--	--	--	--	--	--	--
MCL = 200	April-10	--	--	0.5	0.5 U	0.5 U	0.5 U	0.5 U	0.5 U	0.5 U	0.5 U	0.5 U	--	--	--	--
	July-10	--	--	0.5	0.5 U	0.5 U	0.5 UL	0.5 UL	0.5 U	0.5 U	0.5 U	0.5 UL	--	--	--	--
	November-10	--	--	0.5	0.5 U	0.5 U	0.5 U	0.5 UL	0.5 UL	0.5 U	0.5 U	0.5 U	--	--	--	--
	February-11	--	--	0.5	--	--	--	--	--	--	--	0.5 U	--	--	--	--
	May-11	--	--	0.5	--	--	--	--	--	--	--	0.5 U	--	--	--	--
	September-11	--	--	0.5	--	--	--	--	--	--	--	0.5 U	--	--	--	--
	December-11	--	--	0.5	--	--	--	--	--	--	--	0.5 U	--	--	--	--
	February-12	--	--	0.5	--	--	--	--	--	--	--	0.5 U	--	--	--	--
	April-12	8260	0.8	1	--	--	--	--	--	--	--	ND	ND	ND	ND	ND
	August-12	8260	0.8	1	--	--	--	--	--	--	--	ND	ND	ND	ND	ND
	November-12	8260	0.8	1	--	--	--	--	--	--	--	ND	ND	ND	ND	ND
	February-13	8260	0.8	1	--	--	--	--	--	--	--	ND	ND	ND	ND	ND
	May-13	8260	0.8	1	--	--	--	--	--	--	--	ND	ND	ND	ND	ND
	August-13	8260	0.8	1	--	--	--	--	--	--	--	ND	ND	ND	ND	ND
	December-13	8260	0.8	1	--	--	--	--	--	--	--	ND	ND	ND	ND	ND
	February-14	8260	0.8	1	--	--	--	--	--	--	--	ND	ND	ND	ND	ND
	May-14	8260	0.8	1	--	--	--	--	--	--	--	ND	ND	ND	ND	ND
	August-14	EPA 8260B	0.8	1	---	---	---	---	---	---	---	ND	ND	ND	ND	ND
	November-14	EPA 8260B	0.8	1	---	---	---	---	---	---	---	ND	ND	ND	ND	ND
	March-15	EPA 8260B	0.8	1	---	---	---	---	---	---	---	ND	ND	ND	ND	ND
1,1,2,2-Tetrachloroethane	January-10	--	--	--	--	--	--	--	--	--	--	--	--	--	--	--
No MCL	April-10	--	--	0.5	0.5 U	0.5 U	0.5 U	0.5 U	0.5 U	0.5 U	0.5 U	0.5 U	--	--	--	--
	July-10	--	--	0.5	0.5 U	0.5 U	0.5 UL	0.5 UL	0.5 U	0.5 U	0.5 U	0.5 UL	--	--	--	--
	November-10	--	--	0.5	0.5 U	0.5 U	0.5 U	0.5 U	0.5 U	0.5 U	0.5 U	0.5 U	--	--	--	--
	February-11	--	--	0.5	--	--	--	--	--	--	--	0.5 U	--	--	--	--
	May-11	--	--	0.5	--	--	--	--	--	--	--	0.5 U	--	--	--	--
	September-11	--	--	0.5	--	--	--	--	--	--	--	0.5 U	--	--	--	--
	December-11	--	--	0.5	--	--	--	--	--	--	--	0.5 U	--	--	--	--
	February-12	--	--	0.5	--	--	--	--	--	--	--	0.5 U	--	--	--	--
	April-12	8260	0.54	1	--	--	--	--	--	--	--	ND	ND	ND	ND	ND
	August-12	8260	0.54	1	--	--	--	--	--	--	--	ND	ND	ND	ND	ND
	November-12	8260	0.54	1	--	--	--	--	--	--	--	ND	ND	ND	ND	ND
	February-13	8260	0.54	1	--	--	--	--	--	--	--	ND	ND	ND	ND	ND
	May-13	8260	0.54	1	--	--	--	--	--	--	--	ND	ND	ND	ND	ND
	August-13	8260	0.54	1	--	--	--	--	--	--	--	ND	ND	ND	ND	ND
	December-13	8260	0.54	1	--	--	--	--	--	--	--	ND	ND	ND	ND	ND
	February-14	8260	0.54	1	--	--	--	--	--	--	--	ND	ND	ND	ND	ND
	May-14	8260	0.54	1	--	--	--	--	--	--	--	ND	ND	ND	ND	ND
	August-14	EPA 8260B	0.54	1	---	---	---	---	---	---	---	ND	ND	ND	ND	ND
	November-14	EPA 8260B	0.54	1	---	---	---	---	---	---	---	ND	ND	ND	ND	ND
	March-15	EPA 8260B	0.54	1	---	---	---	---	---	---	---	ND	ND	ND	ND	ND
Freon 113	January-10	--	--	--	--	--	--	--	--	--	--	--	--	--	--	--
1,1,2-Trichloro-1,2,2-trifluoroet	April-10	--	--	0.5	0.5 U	0.5 U	0.5 U	0.5 U	0.5 U	0.5 U	0.5 U	0.5 U	--	--	--	--
No MCL	July-10	--	--	0.5	0.5 U	0.5 U	0.5 UL	0.5 UL	0.5 U	0.5 U	0.5 U	0.5 UL	--	--	--	--
	November-10	--	--	0.5	0.5 U	0.5 U	0.5 U	0.5 U	0.5 UL	0.5 U	0.5 U	0.5 U	--	--	--	--
	February-11	--	--	0.5	--	--	--	--	--	--	--	0.5 U	--	--	--	--
	May-11	--	--	0.5	--	--	--	--	--	--	--	0.5 U	--	--	--	--
	September-11	--	--	0.5	--	--	--	--	--	--	--	0.5 U	--	--	--	--
	December-11	--	--	0.5	--	--	--	--	--	--	--	0.5 U	--	--	--	--
	February-12	--	--	0.5	--	--	--	--	--	--	--	0.5 U	--	--	--	--
	April-12	8260	0.73	1	--	--	--	--	--	--	--	ND	ND	ND	ND	ND
	August-12	8260	0.73	1	--	--	--	--	--	--	--	ND	ND	ND	ND	ND
	November-12	8260	0.73	1	--	--	--	--	--	--	--	ND	ND	ND	ND	ND
	February-13	8260	0.73	1	--	--	--	--	--	--	--	--	--	--	--	--
	May-13	8260	0.73	1	--	--	--	--	--	--	--	--	--	--	--	--
	August-13	8260	0.73	1	--	--	--	--	--	--	--	ND	ND	ND	ND	ND
	December-13	8260	0.73	1	--	--	--	--	--	--	--	ND	ND	ND	ND	ND
	February-14	8260	0.73	1	--	--	--	--	--	--	--	ND	ND	ND	ND	ND
	May-14	8260	0.73	1	--	--	--	--	--	--	--	ND	ND	ND	ND	ND
	August-14	EPA 8260B	0.73	1	---	---	---	---	---	---	---	ND	ND	ND	ND	ND
	November-14	EPA 8260B	0.73	1	---	---	---	---	---	---	---	ND	ND	ND	ND	ND
	March-15	EPA 8260B	0.73	1	---	---	---	---	---	---	---	ND	ND	ND	ND	ND
1,1,2-Trichloroethane	January-10	--	--	--	--	--	--	--	--	--	--	--	--	--	--	--
MCL = 5	April-10	--	--	0.5	0.5 U	0.5 U	0.5 U	0.5 U	0.5 U	0.5 U	0.5 U	0.5 U	--	--	--	--
	July-10	--	--	0.5	0.5 U	0.5 U	0.5 UL	0.5 UL	0.5 U	0.5 U	0.5 U	0.5 UL	--	--	--	--
	November-10	--	--	0.5	0.5 U	0.5 U	0.5 U	0.5 U	0.5 U	0.5 U	0.5 U	0.5 U	--	--	--	--
	February-11	--	--	0.5	--	--	--	--	--	--	--	0.5 U	--	--	--	--
	May-11	--	--	0.5	--	--	--	--	--	--	--	0.5 U	--	--	--	--
	September-11	--	--	0.5	--	--	--	--	--	--	--	0.5 U	--	--	--	--
	December-11	--	--	0.5	--	--	--	--	--	--	--	0.5 U	--	--	--	--
	February-12	--	--	0.5	--	--	--	--	--	--	--	0.5 U	--	--	--	--
	April-12	8260	0.76	1	--	--	--	--	--	--	--	ND	ND	ND	ND	ND
	August-12	8260	0.76	1	--	--	--	--	--	--	--	ND	ND	ND	ND	ND
	November-12	8260	0.76	1	--	--	--	--	--	--	--	ND	ND	ND	ND	ND
	February-13	8260	0.76	1	--	--	--	--	--	--	--	ND	ND	ND	ND	ND
	May-13	8260	0.76	1	--	--	--	--	--	--	--	ND	ND	ND	ND	ND
	August-13	8260	0.76	1	--	--	--	--	--	--	--	ND	ND	ND	ND	ND
	December-13	8260	0.76	1	--	--	--	--	--	--	--	ND	ND	ND	ND	ND
	February-14	8260	0.76	1	--	--	--	--	--	--	--	ND	ND	ND	ND	ND
	May-14	8260	0.76	1	--	--	--	--	--	--	--	ND	ND	ND	ND	ND
	August-14	EPA 8260B	0.76	1	---	---	---	---	---	---	---	ND	ND	ND	ND	ND
	November-14	EPA 8260B	0.76	1	---	---	---	---	---	---	---	ND	ND	ND	ND	ND
	March-15	EPA 8260B	0.76	1	---	---	---	---	---	---	---	ND	ND	ND	ND	ND
1,1-Dichloroethane	January-10	--	--	--	--	--	--	--	--	--	--	--	--	--	--	--
No MCL	April-10	--	--	0.5	0.33 J	0.26 J	0.5 U	0.5 U	0.5 U	0.5 U	0.5 U	0.5 U	--	--	--	--
	July-10	--	--	0.5	0.5 U	0.5 U	0.5 UL	0.5 UL	0.5 U	0.5 U	0.5 U	0.5 UL	--	--	--	--
	November-10	--	--	0.5	0.14 J	0.074 J	0.5 U	0.5 U	0.5 U	0.5 U	0.5 U	0.5 U	--	--	--	--
	February-11	--	--	0.5	--	--	--	--	--	--	--	0.5 U	--	--	--	--
	May-11	--	--	0.5	--	--	--	--	--	--	--	0.5 U	--	--	--	--
	September-11	--	--	0.5	--	--	--	--	--	--	--	0.5 U	--	--	--	--
	December-11	--	--	0.5	--	--	--	--	--	--	--	0.5 U	--	--	--	--
	February-12	--	--	0.5	--	--	--	--	--	--	--	0.5 U	--	--	--	--
	April-12	8260	0.62	1	--	--	--	--	--	--	--	ND	ND	ND	ND	ND
	August-12	8260	0.62	1	--	--	--	--	--	--	--	ND	ND	ND	ND	ND
	November-12	8260	0.62	1	--	--	--	--	--	--	--	ND	ND	ND	ND	ND
	February-13	8260	0.62	1	--	--	--	--	--	--	--	ND	ND	ND	ND	ND
	May-13	8260	0.62	1	--	--	--	--	--	--	--	ND	ND	ND	ND	ND
	August-13	8260	0.62	1	--	--	--	--	--	--	--	ND	ND	ND	ND	ND
	December-13	8260	0.62	1	--	--	--	--	--	--	--	ND	ND	ND	ND	ND
	February-14	8260	0.62	1	--	--	--	--	--	--	--	ND	ND	ND	ND	ND
	May-14	8260	0.62	1	--	--	--	--	--	--	--	ND	ND	ND	ND	ND
	August-14	EPA 8260B	0.62	1	---	---	---	---	---	---	---	ND	ND	ND	ND	ND
	November-14	EPA 8260B	0.62	1	---	---	---	---	---	---	---	ND	ND	ND	ND	ND
	March-15	EPA 8260B	0.62	1	---	---	---	---	---	---	---	ND	ND	ND	ND	ND

TABLE 5

SUMMARY OF DETECTED VOLATILE ORGANIC COMPOUNDS
WETLAND SAMPLING LOCATIONS
KIM STAN LANDFILL

Analyte	Sample Collection Date	EPA Method	DL	QL	WOT-1	WOT-2	WOT-3	WOT-4	WOT-5	WOT-6	WOT-7	WOT-8	Field Blank	Equipment Blank	Trip Blank	Method Blank
1,1-Dichloroethene	January-10	--	--	--	--	--	--	--	--	--	--	--	--	--	--	--
MCL = 7	April-10	--	--	0.5	0.5 U	0.5 U	0.5 U	0.5 U	0.5 U	0.5 U	0.5 U	0.5 U	--	--	--	--
	July-10	--	--	0.5	0.5 U	0.5 U	0.5 UL	0.5 UL	0.5 U	0.5 U	0.5 U	0.5 UL	--	--	--	--
	November-10	--	--	0.5	0.5 U	0.5 U	0.5 U	0.5 U	0.5 U	0.5 U	0.5 U	0.5 U	--	--	--	--
	February-11	--	--	0.5	--	--	--	--	--	--	--	0.5 U	--	--	--	--
	May-11	--	--	0.5	--	--	--	--	--	--	--	0.5 U	--	--	--	--
	September-11	--	--	0.5	--	--	--	--	--	--	--	0.5 U	--	--	--	--
	December-11	--	--	0.5	--	--	--	--	--	--	--	0.5 U	--	--	--	--
	February-12	--	--	0.5	--	--	--	--	--	--	--	0.5 U	--	--	--	--
	April-12	8260	0.94	1	--	--	--	--	--	--	--	ND	ND	ND	ND	ND
	August-12	8260	0.94	1	--	--	--	--	--	--	--	ND	ND	ND	ND	ND
	November-12	8260	0.94	1	--	--	--	--	--	--	--	ND	ND	ND	ND	ND
	February-13	8260	0.94	1	--	--	--	--	--	--	--	ND	ND	ND	ND	ND
	May-13	8260	0.94	1	--	--	--	--	--	--	--	ND	ND	ND	ND	ND
	August-13	8260	0.94	1	--	--	--	--	--	--	--	ND	ND	ND	ND	ND
	December-13	8260	0.94	1	--	--	--	--	--	--	--	ND	ND	ND	ND	ND
	February-14	8260	0.94	1	--	--	--	--	--	--	--	ND	ND	ND	ND	ND
	May-14	8260	0.94	1	--	--	--	--	--	--	--	ND	ND	ND	ND	ND
	August-14	EPA 8260B	0.94	1	---	---	---	---	---	---	---	ND	ND	ND	ND	ND
	November-14	EPA 8260B	0.94	1	---	---	---	---	---	---	---	ND	ND	ND	ND	ND
	March-15	EPA 8260B	0.94	1	---	---	---	---	---	---	---	ND	ND	ND	ND	ND
1,2,3-Trichlorobenzene	January-10	--	--	--	--	--	--	--	--	--	--	--	--	--	--	--
No MCL	April-10	--	--	0.5	0.5 U	0.5 U	0.5 U	0.5 U	0.5 U	0.5 U	0.5 U	0.5 UL	--	--	--	--
	July-10	--	--	0.5	0.5 U	0.5 U	0.5 UL	0.5 UL	0.5 U	0.5 U	0.5 U	0.5 UL	--	--	--	--
	November-10	--	--	0.5	0.5 U	0.5 U	0.5 U	0.5 U	0.5 U	0.5 U	0.5 U	0.5 U	--	--	--	--
	February-11	--	--	0.5	--	--	--	--	--	--	--	0.5 U	--	--	--	--
	May-11	--	--	0.5	--	--	--	--	--	--	--	0.5 U	--	--	--	--
	September-11	--	--	0.5	--	--	--	--	--	--	--	0.5 U	--	--	--	--
	December-11	--	--	0.5	--	--	--	--	--	--	--	0.5 U	--	--	--	--
	February-12	--	--	0.5	--	--	--	--	--	--	--	0.5 U	--	--	--	--
	April-12	8260	0.86	1	--	--	--	--	--	--	--	ND	ND	ND	ND	ND
	August-12	8260	0.86	1	--	--	--	--	--	--	--	ND	ND	ND	ND	ND
	November-12	8260	0.86	1	--	--	--	--	--	--	--	ND	ND	ND	ND	ND
	February-13	8260	0.86	1	--	--	--	--	--	--	--	ND	ND	ND	ND	ND
	May-13	8260	0.86	1	--	--	--	--	--	--	--	ND	ND	ND	ND	ND
	August-13	8260	0.86	1	--	--	--	--	--	--	--	ND	ND	ND	ND	ND
	December-13	8260	0.86	1	--	--	--	--	--	--	--	ND	ND	ND	ND	ND
	February-14	8260	0.86	1	--	--	--	--	--	--	--	ND	ND	ND	ND	ND
	May-14	8260	0.86	1	--	--	--	--	--	--	--	ND	ND	ND	ND	ND
	August-14	EPA 8260B	0.86	1	---	---	---	---	---	---	---	ND	ND	ND	ND	ND
	November-14	EPA 8260B	0.86	1	---	---	---	---	---	---	---	ND	ND	ND	ND	ND
	March-15	EPA 8260B	0.86	1	---	---	---	---	---	---	---	ND	ND	ND	ND	ND
1,2,4-Trichlorobenzene	January-10	--	--	--	--	--	--	--	--	--	--	--	--	--	--	--
MCL = 70	April-10	--	--	0.5	0.5 U	0.5 U	0.5 U	0.5 U	0.5 U	0.5 U	0.5 U	0.5 UL	--	--	--	--
	July-10	--	--	0.5	0.5 U	0.5 U	0.5 UL	0.5 UL	0.5 U	0.5 U	0.5 U	0.5 UL	--	--	--	--
	November-10	--	--	0.5	0.5 U	0.5 U	0.5 U	0.5 U	0.5 U	0.5 U	0.5 U	0.5 U	--	--	--	--
	February-11	--	--	0.5	--	--	--	--	--	--	--	0.5 U	--	--	--	--
	May-11	--	--	0.5	--	--	--	--	--	--	--	0.5 U	--	--	--	--
	September-11	--	--	0.5	--	--	--	--	--	--	--	0.5 U	--	--	--	--
	December-11	--	--	0.5	--	--	--	--	--	--	--	0.5 U	--	--	--	--
	February-12	--	--	0.5	--	--	--	--	--	--	--	0.5 U	--	--	--	--
	April-12	8260	0.7	1	--	--	--	--	--	--	--	ND	ND	ND	ND	ND
	August-12	8260	0.7	1	--	--	--	--	--	--	--	ND	ND	ND	ND	ND
	November-16	8260	0.7	1	--	--	--	--	--	--	--	ND	ND	ND	ND	ND
	February-13	8260	0.7	1	--	--	--	--	--	--	--	ND	ND	ND	ND	ND
	May-13	8260	0.7	1	--	--	--	--	--	--	--	ND	ND	ND	ND	ND
	August-13	8260	0.7	1	--	--	--	--	--	--	--	ND	ND	ND	ND	ND
	December-13	8260	0.7	1	--	--	--	--	--	--	--	ND	ND	ND	ND	ND
	February-14	8260	0.7	1	--	--	--	--	--	--	--	ND	ND	ND	ND	ND
	May-14	8260	0.7	1	--	--	--	--	--	--	--	ND	ND	ND	ND	ND
	August-14	EPA 8260B	0.7	1	---	---	---	---	---	---	---	ND	ND	ND	ND	ND
	November-14	EPA 8260B	0.7	1	---	---	---	---	---	---	---	ND	ND	ND	ND	ND
	March-15	EPA 8260B	0.7	1	---	---	---	---	---	---	---	ND	ND	ND	ND	ND
1,2-Dibromo-3-chloropropane	January-10	--	--	--	--	--	--	--	--	--	--	--	--	--	--	--
MCL = 0.2	April-10	--	--	0.5	0.5 U	0.5 U	0.5 U	0.5 U	0.5 U	0.5 U	0.5 U	0.5 U	--	--	--	--
	July-10	--	--	0.5	0.5 U	0.5 R	0.5 R	0.5 R	0.5 R	0.5 R	0.5 R	0.5 R	--	--	--	--
	November-10	--	--	0.5	0.5 U	0.5 U	0.5 U	0.5 U	0.5 U	0.5 U	0.5 U	0.5 U	--	--	--	--
	February-11	--	--	0.5	--	--	--	--	--	--	--	0.5 R	--	--	--	--
	May-11	--	--	0.5	--	--	--	--	--	--	--	0.5 U	--	--	--	--
	September-11	--	--	0.5	--	--	--	--	--	--	--	0.5 U	--	--	--	--
	December-11	--	--	0.5	--	--	--	--	--	--	--	0.5 U	--	--	--	--
	February-12	--	--	0.5	--	--	--	--	--	--	--	0.5 R	--	--	--	--
	April-12	8260	0.96	1	--	--	--	--	--	--	--	ND	ND	ND	ND	ND
	August-12	8260	0.96	1	--	--	--	--	--	--	--	ND	ND	ND	ND	ND
	November-12	8260	0.96	1	--	--	--	--	--	--	--	ND	ND	ND	ND	ND
	February-13	8260	0.96	1	--	--	--	--	--	--	--	ND	ND	ND	ND	ND
	May-13	8260	0.96	1	--	--	--	--	--	--	--	ND	ND	ND	ND	ND
	August-13	8260	0.96	1	--	--	--	--	--	--	--	ND	ND	ND	ND	ND
	December-13	8260	0.96	1	--	--	--	--	--	--	--	ND	ND	ND	ND	ND
	February-14	8260	0.96	1	--	--	--	--	--	--	--	ND	ND	ND	ND	ND
	May-14	8260	0.96	1	--	--	--	--	--	--	--	ND	ND	ND	ND	ND
	August-14	EPA 8260B	0.96	1	---	---	---	---	---	---	---	ND	ND	ND	ND	ND
	November-14	EPA 8260B	0.96	1	---	---	---	---	---	---	---	ND	ND	ND	ND	ND
	March-15	EPA 8260B	0.96	1	---	---	---	---	---	---	---	ND	ND	ND	ND	ND
1,2-Dibromoethane	January-10	--	--	--	--	--	--	--	--	--	--	--	--	--	--	--
MCL = 0.05	April-10	--	--	0.5	0.5 U	0.5 U	0.5 U	0.5 U	0.5 U	0.5 U	0.5 U	0.5 U	--	--	--	--
	July-10	--	--	0.5	0.5 U	0.5 U	0.5 UL	0.5 UL	0.5 U	0.5 U	0.5 U	0.5 UL	--	--	--	--
	November-10	--	--	0.5	0.5 U	0.5 U	0.5 U	0.5 U	0.5 UL	0.5 U	0.5 U	0.5 U	--	--	--	--
	February-11	--	--	0.5	--	--	--	--	--	--	--	0.5 U	--	--	--	--
	May-11	--	--	0.5	--	--	--	--	--	--	--	0.5 U	--	--	--	--
	September-11	--	--	0.5	--	--	--	--	--	--	--	0.5 U	--	--	--	--
	December-11	--	--	0.5	--	--	--	--	--	--	--	0.5 U	--	--	--	--
	February-12	--	--	0.5	--	--	--	--	--	--	--	0.5 U	--	--	--	--
	April-12	8260	0.78	1	--	--	--	--	--	--	--	ND	ND	ND	ND	ND
	August-12	8260	0.78	1	--	--	--	--	--	--	--	ND	ND	ND	ND	ND
	November-12	8260	0.78	1	--	--	--	--	--	--	--	ND	ND	ND	ND	ND
	February-13	8260	0.78	1	--	--	--	--	--	--	--	ND	ND	ND	ND	ND
	May-13	8260	0.78	1	--	--	--	--	--	--	--	ND	ND	ND	ND	ND
	August-13	8260	0.78	1	--	--	--	--	--	--	--	ND	ND	ND	ND	ND
	December-13	8260	0.78	1	--	--	--	--	--	--	--	ND	ND	ND	ND	ND
	February-14	8260	0.78	1	--	--	--	--	--	--	--	ND	ND	ND	ND	ND
	May-14	8260	0.78	1	--	--	--	--	--	--	--	ND	ND	ND	ND	ND
	August-14	EPA 8260B	0.78	1	---	---	---	---	---	---	---	ND	ND	ND	ND	ND
	November-14	EPA 8260B	0.78	1	---	---	---	---	---	---	---	ND	ND	ND	ND	ND
	March-15	EPA 8260B	0.78	1	---	---	---	---	---	---	---	ND	ND	ND	ND	ND

TABLE 5

SUMMARY OF DETECTED VOLATILE ORGANIC COMPOUNDS
WETLAND SAMPLING LOCATIONS
KIM STAN LANDFILL

Analyte	Sample Collection Date	EPA Method	DL	QL	WOT-1	WOT-2	WOT-3	WOT-4	WOT-5	WOT-6	WOT-7	WOT-8	Field Blank	Equipment Blank	Trip Blank	Method Blank
1,2-Dichlorobenzene	January-10	--	--	--	--	--	--	--	--	--	--	--	--	--	--	--
MCL = 600	April-10	--	--	0.5	0.5 U	0.5 U	0.5 U	0.5 U	0.5 U	0.5 U	0.5 U	0.5 UL	--	--	--	--
	July-10	--	--	0.5	0.27 J	0.5 U	0.5 UL	0.5 UL	0.5 U	0.5 U	0.5 U	0.5 UL	--	--	--	--
	November-10	--	--	0.5	0.25 J	0.11 J	0.5 U	0.5 U	0.5 U	0.5 U	0.5 U	0.5 U	--	--	--	--
	February-11	--	--	0.5	--	--	--	--	--	--	--	0.5 U	--	--	--	--
	May-11	--	--	0.5	--	--	--	--	--	--	--	0.5 U	--	--	--	--
	September-11	--	--	0.5	--	--	--	--	--	--	--	0.5 U	--	--	--	--
	December-11	--	--	0.5	--	--	--	--	--	--	--	0.5 U	--	--	--	--
	February-12	--	--	0.5	--	--	--	--	--	--	--	0.5 U	--	--	--	--
	April-12	8260	0.73	1	--	--	--	--	--	--	--	ND	ND	ND	ND	ND
	August-12	8260	0.73	1	--	--	--	--	--	--	--	ND	ND	ND	ND	ND
	November-12	8260	0.73	1	--	--	--	--	--	--	--	ND	ND	ND	ND	ND
	February-13	8260	0.73	1	--	--	--	--	--	--	--	ND	ND	ND	ND	ND
	May-13	8260	0.73	1	--	--	--	--	--	--	--	ND	ND	ND	ND	ND
	August-13	8260	0.73	1	--	--	--	--	--	--	--	ND	ND	ND	ND	ND
	December-13	8260	0.73	1	--	--	--	--	--	--	--	ND	ND	ND	ND	ND
	February-14	8260	0.73	1	--	--	--	--	--	--	--	ND	ND	ND	ND	ND
	May-14	8260	0.73	1	--	--	--	--	--	--	--	ND	ND	ND	ND	ND
	August-14	EPA 8260B	0.73	1	---	---	---	---	---	---	---	ND	ND	ND	ND	ND
	November-14	EPA 8260B	0.73	1	---	---	---	---	---	---	---	ND	ND	ND	ND	ND
	March-15	EPA 8260B	0.73	1	---	---	---	---	---	---	---	ND	ND	ND	ND	ND
1,2-Dichloroethane	January-10	--	--	--	--	--	--	--	--	--	--	--	--	--	--	--
MCL = 5	April-10	--	--	0.5	0.5 U	0.5 U	0.5 U	0.5 U	0.5 U	0.5 U	0.5 U	0.5 U	--	--	--	--
	July-10	--	--	0.5	0.5 U	0.5 U	0.5 UL	0.5 UL	0.5 U	0.5 U	0.5 U	0.5 UL	--	--	--	--
	November-10	--	--	0.5	0.5 U	0.5 U	0.5 U	0.5 U	0.5 UL	0.5 U	0.5 U	0.5 U	--	--	--	--
	February-11	--	--	0.5	--	--	--	--	--	--	--	0.5 U	--	--	--	--
	May-11	--	--	0.5	--	--	--	--	--	--	--	0.5 U	--	--	--	--
	September-11	--	--	0.5	--	--	--	--	--	--	--	0.5 U	--	--	--	--
	December-11	--	--	0.5	--	--	--	--	--	--	--	0.5 U	--	--	--	--
	February-12	--	--	0.5	--	--	--	--	--	--	--	0.5 U	--	--	--	--
	April-12	8260	0.63	1	--	--	--	--	--	--	--	ND	ND	ND	ND	ND
	August-12	8260	0.63	1	--	--	--	--	--	--	--	ND	ND	ND	ND	ND
	November-12	8260	0.63	1	--	--	--	--	--	--	--	ND	ND	ND	ND	ND
	February-13	8260	0.63	1	--	--	--	--	--	--	--	ND	ND	ND	ND	ND
	May-13	8260	0.63	1	--	--	--	--	--	--	--	ND	ND	ND	ND	ND
	August-13	8260	0.63	1	--	--	--	--	--	--	--	ND	ND	ND	ND	ND
	December-13	8260	0.63	1	--	--	--	--	--	--	--	ND	ND	ND	ND	ND
	February-14	8260	0.63	1	--	--	--	--	--	--	--	ND	ND	ND	ND	ND
	May-14	8260	0.63	1	--	--	--	--	--	--	--	ND	ND	ND	ND	ND
	August-14	EPA 8260B	0.63	1	---	---	---	---	---	---	---	ND	ND	ND	ND	ND
	November-14	EPA 8260B	0.63	1	---	---	---	---	---	---	---	ND	ND	ND	ND	ND
	March-15	EPA 8260B	0.63	1	---	---	---	---	---	---	---	ND	ND	ND	ND	ND
cis-1,2-Dichloroethene	January-10	--	--	--	--	--	--	--	--	--	--	--	--	--	--	--
MCL = 70	April-10	--	--	0.5	20	2.3	0.5 U	0.5 U	0.5 U	0.5 U	0.5 U	0.5 U	--	--	--	--
	July-10	--	--	0.5	0.5 U	0.33 J	0.5 UL	0.5 UL	0.5 U	0.5 U	0.5 U	0.5 UL	--	--	--	--
	November-10	--	--	0.5	0.14 J	0.11 J	0.5 U	0.5 U	0.5 U	0.5 U	0.5 U	0.5 U	--	--	--	--
	February-11	--	--	0.5	--	--	--	--	--	--	--	0.5 U	--	--	--	--
	May-11	--	--	0.5	--	--	--	--	--	--	--	0.5 U	--	--	--	--
	September-11	--	--	0.5	--	--	--	--	--	--	--	0.5 U	--	--	--	--
	December-11	--	--	0.5	--	--	--	--	--	--	--	0.5 U	--	--	--	--
	February-12	--	--	0.5	--	--	--	--	--	--	--	0.5 U	--	--	--	--
	April-12	8260	0.53	1	--	--	--	--	--	--	--	ND	ND	ND	ND	ND
	August-12	8260	0.53	1	--	--	--	--	--	--	--	ND	ND	ND	ND	ND
	November-12	8260	0.53	1	--	--	--	--	--	--	--	ND	ND	ND	ND	ND
	February-13	8260	0.53	1	--	--	--	--	--	--	--	ND	ND	ND	ND	ND
	May-13	8260	0.53	1	--	--	--	--	--	--	--	ND	ND	ND	ND	ND
	August-13	8260	0.53	1	--	--	--	--	--	--	--	ND	ND	ND	ND	ND
	December-13	8260	0.53	1	--	--	--	--	--	--	--	ND	ND	ND	ND	ND
	February-14	8260	0.53	1	--	--	--	--	--	--	--	ND	ND	ND	ND	ND
	May-14	8260	0.53	1	--	--	--	--	--	--	--	ND	ND	ND	ND	ND
	August-14	EPA 8260B	0.53	1	---	---	---	---	---	---	---	ND	ND	ND	ND	ND
	November-14	EPA 8260B	0.53	1	---	---	---	---	---	---	---	ND	ND	ND	ND	ND
	March-15	EPA 8260B	0.53	1	---	---	---	---	---	---	---	ND	ND	ND	ND	ND
trans-1,2-Dichloroethene	January-10	--	--	--	--	--	--	--	--	--	--	--	--	--	--	--
MCL = 100	April-10	--	--	0.5	0.5 U	0.5 U	0.5 U	0.5 U	0.5 U	0.5 U	0.5 U	0.5 U	--	--	--	--
	July-10	--	--	0.5	0.5 U	0.5 U	0.5 UL	0.5 UL	0.5 U	0.5 U	0.5 U	0.5 UL	--	--	--	--
	November-10	--	--	0.5	0.5 U	0.5 U	0.5 U	0.5 U	0.5 U	0.5 U	0.5 U	0.5 U	--	--	--	--
	February-11	--	--	0.5	--	--	--	--	--	--	--	0.5 U	--	--	--	--
	May-11	--	--	0.5	--	--	--	--	--	--	--	0.5 U	--	--	--	--
	September-11	--	--	0.5	--	--	--	--	--	--	--	0.5 U	--	--	--	--
	December-11	--	--	0.5	--	--	--	--	--	--	--	0.5 U	--	--	--	--
	February-12	--	--	0.5	--	--	--	--	--	--	--	0.5 U	--	--	--	--
	April-12	8260	0.73	1	--	--	--	--	--	--	--	ND	ND	ND	ND	ND
	August-12	8260	0.73	1	--	--	--	--	--	--	--	ND	ND	ND	ND	ND
	November-12	8260	0.73	1	--	--	--	--	--	--	--	ND	ND	ND	ND	ND
	February-13	8260	0.73	1	--	--	--	--	--	--	--	ND	ND	ND	ND	ND
	May-13	8260	0.73	1	--	--	--	--	--	--	--	ND	ND	ND	ND	ND
	August-13	8260	0.73	1	--	--	--	--	--	--	--	ND	ND	ND	ND	ND
	December-13	8260	0.73	1	--	--	--	--	--	--	--	ND	ND	ND	ND	ND
	February-14	8260	0.73	1	--	--	--	--	--	--	--	ND	ND	ND	ND	ND
	May-14	8260	0.73	1	--	--	--	--	--	--	--	ND	ND	ND	ND	ND
	August-14	EPA 8260B	0.73	1	---	---	---	---	---	---	---	ND	ND	ND	ND	ND
	November-14	EPA 8260B	0.73	1	---	---	---	---	---	---	---	ND	ND	ND	ND	ND
	March-15	EPA 8260B	0.73	1	---	---	---	---	---	---	---	ND	ND	ND	ND	ND
1,2-Dichloropropane	January-10	--	--	--	--	--	--	--	--	--	--	--	--	--	--	--
MCL = 5	April-10	--	--	0.5	0.5 U	0.5 U	0.5 U	0.5 U	0.5 U	0.5 U	0.5 U	0.5 U	--	--	--	--
	July-10	--	--	0.5	0.5 U	0.5 U	0.5 UL	0.5 UL	0.5 U	0.5 U	0.5 U	0.5 UL	--	--	--	--
	November-10	--	--	0.5	0.5 U	0.5 U	0.5 U	0.5 U	0.5 U	0.5 U	0.5 U	0.5 U	--	--	--	--
	February-11	--	--	0.5	--	--	--	--	--	--	--	0.5 U	--	--	--	--
	May-11	--	--	0.5	--	--	--	--	--	--	--	0.5 U	--	--	--	--
	September-11	--	--	0.5	--	--	--	--	--	--	--	0.5 U	--	--	--	--
	December-11	--	--	0.5	--	--	--	--	--	--	--	0.5 U	--	--	--	--
	February-12	--	--	0.5	--	--	--	--	--	--	--	0.5 U	--	--	--	--
	April-12	8260	0.8	1	--	--	--	--	--	--	--	ND	ND	ND	ND	ND
	August-12	8260	0.8	1	--	--	--	--	--	--	--	ND	ND	ND	ND	ND
	November-12	8260	0.8	1	--	--	--	--	--	--	--	ND	ND	ND	ND	ND
	February-13	8260	0.8	1	--	--	--	--	--	--	--	ND	ND	ND	ND	ND
	May-13	8260	0.8	1	--	--	--	--	--	--	--	ND	ND	ND	ND	ND
	August-13	8260	0.8	1	--	--	--	--	--	--	--	ND	ND	ND	ND	ND
	December-13	8260	0.8	1	--	--	--	--	--	--	--	ND	ND	ND	ND	ND
	February-14	8260	0.8	1	--	--	--	--	--	--	--	ND	ND	ND	ND	ND
	May-14	8260	0.8	1	--	--	--	--	--	--	--	ND	ND	ND	ND	ND
	August-14	EPA 8260B	0.8	1	---	---	---	---	---	---	---	ND	ND	ND	ND	ND
	November-14	EPA 8260B	0.8	1	---	---	---	---	---	---	---	ND	ND	ND	ND	ND
	March-15	EPA 8260B	0.8	1	---	---	---	---	---	---	---	ND	ND	ND	ND	ND

TABLE 5

SUMMARY OF DETECTED VOLATILE ORGANIC COMPOUNDS
WETLAND SAMPLING LOCATIONS
KIM STAN LANDFILL

Analyte	Sample Collection Date	EPA Method	DL	QL	WOT-1	WOT-2	WOT-3	WOT-4	WOT-5	WOT-6	WOT-7	WOT-8	Field Blank	Equipment Blank	Trip Blank	Method Blank
1,3-Dichlorobenzene	January-10	--	--	--	--	--	--	--	--	--	--	--	--	--	--	--
No MCL	April-10	--	--	0.5	0.5 U	0.5 U	0.5 U	0.5 U	0.5 U	0.5 U	0.5 U	0.5 UL	--	--	--	--
	July-10	--	--	0.5	0.5 U	0.5 U	0.5 UL	0.5 UL	0.5 U	0.5 U	0.5 U	0.5 UL	--	--	--	--
	November-10	--	--	0.5	0.5 U	0.5 U	0.5 U	0.5 U	0.5 U	0.5 U	0.5 U	0.5 U	--	--	--	--
	February-11	--	--	0.5	--	--	--	--	--	--	--	0.5 U	--	--	--	--
	May-11	--	--	0.5	--	--	--	--	--	--	--	0.5 U	--	--	--	--
	September-11	--	--	0.5	--	--	--	--	--	--	--	0.5 U	--	--	--	--
	December-11	--	--	0.5	--	--	--	--	--	--	--	0.5 U	--	--	--	--
	February-12	--	--	0.5	--	--	--	--	--	--	--	0.5 U	--	--	--	--
	April-12	8260	0.77	1	--	--	--	--	--	--	--	ND	ND	ND	ND	ND
	August-12	8260	0.77	1	--	--	--	--	--	--	--	ND	ND	ND	ND	ND
	November-12	8260	0.77	1	--	--	--	--	--	--	--	ND	ND	ND	ND	ND
	February-13	8260	0.77	1	--	--	--	--	--	--	--	ND	ND	ND	ND	ND
	May-13	8260	0.77	1	--	--	--	--	--	--	--	ND	ND	ND	ND	ND
	August-13	8260	0.77	1	--	--	--	--	--	--	--	ND	ND	ND	ND	ND
	December-13	8260	0.77	1	--	--	--	--	--	--	--	ND	ND	ND	ND	ND
	February-14	8260	0.77	1	--	--	--	--	--	--	--	ND	ND	ND	ND	ND
	May-14	8260	0.77	1	--	--	--	--	--	--	--	ND	ND	ND	ND	ND
	August-14	EPA 8260B	0.77	1	---	---	---	---	---	---	---	ND	ND	ND	ND	ND
	November-14	EPA 8260B	0.77	1	---	---	---	---	---	---	---	ND	ND	ND	ND	ND
	March-15	EPA 8260B	0.77	1	---	---	---	---	---	---	---	ND	ND	ND	ND	ND
1,4-Dichlorobenzene	January-10	--	--	--	--	--	--	--	--	--	--	--	--	--	--	--
MCL = 75	April-10	--	--	0.5	0.87	0.5 U	0.5 U	0.5 U	0.5 U	0.5 U	0.5 U	0.5 UL	--	--	--	--
	July-10	--	--	0.5	0.37 J	0.5 U	0.5 UL	0.5 UL	0.5 U	0.5 U	0.5 U	0.5 UL	--	--	--	--
	November-10	--	--	0.5	0.52	0.13 J	0.5 U	0.5 U	0.5 U	0.5 U	0.5 U	0.5 U	--	--	--	--
	February-11	--	--	0.5	--	--	--	--	--	--	--	0.5 U	--	--	--	--
	May-11	--	--	0.5	--	--	--	--	--	--	--	0.5 U	--	--	--	--
	September-11	--	--	0.5	--	--	--	--	--	--	--	0.5 U	--	--	--	--
	December-11	--	--	0.5	--	--	--	--	--	--	--	0.5 U	--	--	--	--
	February-12	--	--	0.5	--	--	--	--	--	--	--	0.5 U	--	--	--	--
	April-12	8260	0.76	1	--	--	--	--	--	--	--	ND	ND	ND	ND	ND
	August-12	8260	0.76	1	--	--	--	--	--	--	--	ND	ND	ND	ND	ND
	November-12	8260	0.76	1	--	--	--	--	--	--	--	ND	ND	ND	ND	ND
	February-13	8260	0.76	1	--	--	--	--	--	--	--	ND	ND	ND	ND	ND
	May-13	8260	0.76	1	--	--	--	--	--	--	--	ND	ND	ND	ND	ND
	August-13	8260	0.76	1	--	--	--	--	--	--	--	ND	ND	ND	ND	ND
	December-13	8260	0.76	1	--	--	--	--	--	--	--	ND	ND	ND	ND	ND
	February-14	8260	0.76	1	--	--	--	--	--	--	--	ND	ND	ND	ND	ND
	May-14	8260	0.76	1	--	--	--	--	--	--	--	ND	ND	ND	ND	ND
	August-14	EPA 8260B	0.76	1	---	---	---	---	---	---	---	ND	ND	ND	ND	ND
	November-14	EPA 8260B	0.76	1	---	---	---	---	---	---	---	ND	ND	ND	ND	ND
	March-15	EPA 8260B	0.76	1	---	---	---	---	---	---	---	ND	ND	ND	ND	ND
2-Butanone	January-10	--	--	--	--	--	--	--	--	--	--	--	--	--	--	--
No MCL	April-10	--	--	5	5 U	5 U	5 U	5 U	5 U	5 U	5 U	5 U	--	--	--	--
	July-10	--	--	5	5 U	5 U	5 UL	5 UL	5 U	5 U	5 U	5 UL	--	--	--	--
	November-10	--	--	5	5 R	5 R	5 R	5 R	5 R	5 R	5 R	5 R	--	--	--	--
	February-11	--	--	5	--	--	--	--	--	--	--	5 R	--	--	--	--
	May-11	--	--	5	--	--	--	--	--	--	--	5 U	--	--	--	--
	September-11	--	--	5	--	--	--	--	--	--	--	5 U	--	--	--	--
	December-11	--	--	5	--	--	--	--	--	--	--	5 U	--	--	--	--
	February-12	--	--	5	--	--	--	--	--	--	--	5 R	--	--	--	--
	April-12	8260	4.5	5	--	--	--	--	--	--	--	ND	ND	ND	ND	ND
	August-12	8260	4.5	5	--	--	--	--	--	--	--	ND	ND	ND	ND	ND
	November-12	8260	4.5	5	--	--	--	--	--	--	--	ND	ND	ND	ND	ND
	February-13	8260	4.5	5	--	--	--	--	--	--	--	ND	ND	ND	ND	ND
	May-13	8260	4.5	5	--	--	--	--	--	--	--	ND	ND	ND	ND	ND
	August-13	8260	4.5	5	--	--	--	--	--	--	--	ND	ND	ND	ND	ND
	December-13	8260	4.5	5	--	--	--	--	--	--	--	ND	ND	ND	ND	ND
	February-14	8260	4.5	5	--	--	--	--	--	--	--	ND	ND	ND	ND	ND
	May-14	8260	4.5	5	--	--	--	--	--	--	--	ND	ND	ND	ND	ND
	August-14	EPA 8260B	4.5	5	---	---	---	---	---	---	---	ND	ND	ND	ND	ND
	November-14	EPA 8260B	4.5	5	---	---	---	---	---	---	---	ND	ND	ND	ND	ND
	March-15	EPA 8260B	4.5	5	---	---	---	---	---	---	---	ND	ND	ND	ND	ND
2-Hexanone	January-10	--	--	--	--	--	--	--	--	--	--	--	--	--	--	--
No MCL	April-10	--	--	5	5 U	5 U	5 U	5 U	5 U	5 U	5 U	5 U	--	--	--	--
	July-10	--	--	5	5 U	5 U	5 UL	5 UL	5 U	5 U	5 U	5 UL	--	--	--	--
	November-10	--	--	5	5 U	5 U	5 U	5 U	5 U	5 U	5 U	5 U	--	--	--	--
	February-11	--	--	5	--	--	--	--	--	--	--	5 U	--	--	--	--
	May-11	--	--	5	--	--	--	--	--	--	--	5 U	--	--	--	--
	September-11	--	--	5	--	--	--	--	--	--	--	5 U	--	--	--	--
	December-11	--	--	5	--	--	--	--	--	--	--	5 U	--	--	--	--
	February-12	--	--	5	--	--	--	--	--	--	--	5 U	--	--	--	--
	April-12	8260	1.4	5	--	--	--	--	--	--	--	ND	ND	ND	ND	ND
	August-12	8260	1.4	5	--	--	--	--	--	--	--	ND	ND	ND	ND	ND
	November-12	8260	1.4	5	--	--	--	--	--	--	--	ND	ND	ND	ND	ND
	February-13	8260	1.4	5	--	--	--	--	--	--	--	ND	ND	ND	ND	ND
	May-13	8260	1.4	5	--	--	--	--	--	--	--	ND	ND	ND	ND	ND
	August-13	8260	1.4	5	--	--	--	--	--	--	--	ND	ND	ND	ND	ND
	December-13	8260	1.4	5	--	--	--	--	--	--	--	ND	ND	ND	ND	ND
	February-14	8260	1.4	5	--	--	--	--	--	--	--	ND	ND	ND	ND	ND
	May-14	8260	1.4	5	--	--	--	--	--	--	--	ND	ND	ND	ND	ND
	August-14	EPA 8260B	1.4	5	---	---	---	---	---	---	---	ND	ND	ND	ND	ND
	November-14	EPA 8260B	1.4	5	---	---	---	---	---	---	---	ND	ND	ND	ND	ND
	March-15	EPA 8260B	1.4	5	---	---	---	---	---	---	---	ND	ND	ND	ND	ND
4-Methyl-2-pentanone	January-10	--	--	--	--	--	--	--	--	--	--	--	--	--	--	--
No MCL	April-10	--	--	5	5 U	5 U	5 U	5 U	5 U	5 U	5 U	5 U	--	--	--	--
	July-10	--	--	5	5 U	5 U	5 UL	5 UL	5 U	5 U	5 U	5 UL	--	--	--	--
	November-10	--	--	5	5 U	5 U	5 U	5 U	5 U	5 U	5 U	5 U	--	--	--	--
	February-11	--	--	5	--	--	--	--	--	--	--	5 U	--	--	--	--
	May-11	--	--	5	--	--	--	--	--	--	--	5 U	--	--	--	--
	September-11	--	--	5	--	--	--	--	--	--	--	5 U	--	--	--	--
	December-11	--	--	5	--	--	--	--	--	--	--	5 U	--	--	--	--
	February-12	--	--	5	--	--	--	--	--	--	--	5 U	--	--	--	--
	April-12	8260	0.79	5	--	--	--	--	--	--	--	ND	ND	ND	ND	ND
	August-12	8260	0.79	5	--	--	--	--	--	--	--	ND	ND	ND	ND	ND
	November-12	8260	0.79	5	--	--	--	--	--	--	--	ND	ND	ND	ND	ND
	February-13	8260	0.79	5	--	--	--	--	--	--	--	ND	ND	ND	ND	ND
	May-13	8260	0.79	5	--	--	--	--	--	--	--	ND	ND	ND	ND	ND
	August-13	8260	0.79	5	--	--	--	--	--	--	--	ND	ND	ND	ND	ND
	December-13	8260	0.79	5	--	--	--	--	--	--	--	ND	ND	ND	ND	ND
	February-14	8260	0.79	5	--	--	--	--	--	--	--	ND	ND	ND	ND	ND
	May-14	8260	0.79	5	--	--	--	--	--	--	--	ND	ND	ND	ND	ND
	August-14	EPA 8260B	0.79	5	---	---	---	---	---	---	---	ND	ND	ND	ND	ND
	November-14	EPA 8260B	0.79	5	---	---	---	---	---	---	---	ND	ND	ND	ND	ND
	March-15	EPA 8260B	0.79	5	---	---	---	---	---	---	---	ND	ND	ND	ND	ND

TABLE 5

SUMMARY OF DETECTED VOLATILE ORGANIC COMPOUNDS
WETLAND SAMPLING LOCATIONS
KIM STAN LANDFILL

Analyte	Sample Collection Date	EPA Method	DL	QL	WOT-1	WOT-2	WOT-3	WOT-4	WOT-5	WOT-6	WOT-7	WOT-8	Field Blank	Equipment Blank	Trip Blank	Method Blank
Acetone	January-10	--	--	--	--	--	--	--	--	--	--	--	--	--	--	--
No MCL	April-10	--	--	5	5 U	5 U	5 U	5 U	5 U	5 U	5 U	10	--	--	--	--
	July-10	--	--	5	5 R	5 R	5 R	5 R	5 R	5 R	5 R	5 R	--	--	--	--
	November-10	--	--	5	4.9 J	5 R	3 J	3 J	5 R	5 R	3.7 J	2.8 J	--	--	--	--
	February-11	--	--	5	--	--	--	--	--	--	--	5 R	--	--	--	--
	May-11	--	--	5	--	--	--	--	--	--	--	5 U	--	--	--	--
	September-11	--	--	5	--	--	--	--	--	--	--	5 U	--	--	--	--
	December-11	--	--	5	--	--	--	--	--	--	--	5 U	--	--	--	--
	February-12	--	--	5	--	--	--	--	--	--	--	5 R	--	--	--	--
	April-12	8260	1.8	5	--	--	--	--	--	--	--	ND	ND	ND	ND	ND
	August-12	8260	1.8	5	--	--	--	--	--	--	--	ND	ND	ND	ND	ND
	November-12	8260	1.8	5	--	--	--	--	--	--	--	ND	ND	ND	ND	ND
	February-13	8260	1.8	5	--	--	--	--	--	--	--	ND	ND	ND	ND	ND
	May-13	8260	1.8	5	--	--	--	--	--	--	--	ND	ND	ND	ND	ND
	August-13	8260	1.8	5	--	--	--	--	--	--	--	13	22	ND	ND	ND
	December-13	8260	1.8	5	--	--	--	--	--	--	--	ND	ND	ND	ND	ND
	February-14	8260	1.8	5	--	--	--	--	--	--	--	ND	ND	ND	ND	ND
	May-14	8260	1.8	5	--	--	--	--	--	--	--	ND	ND	ND	ND	ND
	August-14	EPA 8260B	1.8	5	---	---	---	---	---	---	---	8.7	8.4	9	6.2	4.2 J
	November-14	EPA 8260B	1.8	5	---	---	---	---	---	---	---	ND	ND	ND	ND	ND
	March-15	EPA 8260B	1.8	5	---	---	---	---	---	---	---	6.0 B	ND	11	ND	ND
Benzene	January-10	--	--	--	--	--	--	--	--	--	--	--	--	--	--	--
MCL = 5	April-10	--	--	0.5	2.4	2.1	0.5 U	0.5 U	0.5 U	0.5 U	0.5 U	0.5 U	--	--	--	--
	July-10	--	--	0.5	0.99	0.46 J	0.5 UL	0.5 UL	0.5 U	0.5 U	0.5 U	0.5 UL	--	--	--	--
	November-10	--	--	0.5	1.5	0.89	0.5 U	0.5 U	0.5 U	0.5 U	0.5 U	0.5 U	--	--	--	--
	February-11	--	--	0.5	--	--	--	--	--	--	--	0.5 U	--	--	--	--
	May-11	--	--	0.5	--	--	--	--	--	--	--	0.5 U	--	--	--	--
	September-11	--	--	0.5	--	--	--	--	--	--	--	0.5 U	--	--	--	--
	December-11	--	--	0.5	--	--	--	--	--	--	--	0.5 U	--	--	--	--
	February-12	--	--	0.5	--	--	--	--	--	--	--	0.5 U	--	--	--	--
	April-12	8260	0.71	1	--	--	--	--	--	--	--	ND	ND	ND	ND	ND
	August-12	8260	0.71	1	--	--	--	--	--	--	--	ND	ND	ND	ND	ND
	November-12	8260	0.71	1	--	--	--	--	--	--	--	ND	ND	ND	ND	ND
	February-13	8260	0.71	1	--	--	--	--	--	--	--	ND	ND	ND	ND	ND
	May-13	8260	0.71	1	--	--	--	--	--	--	--	ND	ND	ND	ND	ND
	August-13	8260	0.71	1	--	--	--	--	--	--	--	ND	ND	ND	ND	ND
	December-13	8260	0.71	1	--	--	--	--	--	--	--	ND	ND	ND	ND	ND
	February-14	8260	0.71	1	--	--	--	--	--	--	--	ND	ND	ND	ND	ND
	May-14	8260	0.71	1	--	--	--	--	--	--	--	ND	ND	ND	ND	ND
	August-14	EPA 8260B	0.71	1	---	---	---	---	---	---	---	ND	ND	ND	ND	ND
	November-14	EPA 8260B	0.71	1	---	---	---	---	---	---	---	ND	ND	ND	ND	ND
	March-15	EPA 8260B	0.71	1	---	---	---	---	---	---	---	ND	ND	ND	ND	ND
Bromochloromethane	January-10	--	--	--	--	--	--	--	--	--	--	--	--	--	--	--
No MCL	April-10	--	--	0.5	0.5 U	0.5 U	0.5 U	0.5 U	0.5 U	0.5 U	0.5 U	0.5 U	--	--	--	--
	July-10	--	--	0.5	0.5 U	0.5 U	0.5 UL	0.5 UL	0.5 U	0.5 U	0.5 U	0.5 UL	--	--	--	--
	November-10	--	--	0.5	0.5 U	0.5 U	0.5 U	0.5 U	0.5 U	0.5 U	0.5 U	0.5 U	--	--	--	--
	February-11	--	--	0.5	--	--	--	--	--	--	--	0.5 U	--	--	--	--
	May-11	--	--	0.5	--	--	--	--	--	--	--	0.5 U	--	--	--	--
	September-11	--	--	0.5	--	--	--	--	--	--	--	0.5 U	--	--	--	--
	December-11	--	--	0.5	--	--	--	--	--	--	--	0.5 U	--	--	--	--
	February-12	--	--	0.5	--	--	--	--	--	--	--	0.5 U	--	--	--	--
	April-12	8260	0.94	1	--	--	--	--	--	--	--	ND	ND	ND	ND	ND
	August-12	8260	0.94	1	--	--	--	--	--	--	--	ND	ND	ND	ND	ND
	November-12	8260	0.94	1	--	--	--	--	--	--	--	ND	ND	ND	ND	ND
	February-13	8260	0.94	1	--	--	--	--	--	--	--	ND	ND	ND	ND	ND
	May-13	8260	0.94	1	--	--	--	--	--	--	--	ND	ND	ND	ND	ND
	August-13	8260	0.94	1	--	--	--	--	--	--	--	ND	ND	ND	ND	ND
	December-13	8260	0.94	1	--	--	--	--	--	--	--	ND	ND	ND	ND	ND
	February-14	8260	0.94	1	--	--	--	--	--	--	--	ND	ND	ND	ND	ND
	May-14	8260	0.94	1	--	--	--	--	--	--	--	ND	ND	ND	ND	ND
	August-14	EPA 8260B	0.94	1	---	---	---	---	---	---	---	ND	ND	ND	ND	ND
	November-14	EPA 8260B	0.94	1	---	---	---	---	---	---	---	ND	ND	ND	ND	ND
	March-15	EPA 8260B	0.94	1	---	---	---	---	---	---	---	ND	ND	ND	ND	ND
Bromodichloromethane	January-10	--	--	--	--	--	--	--	--	--	--	--	--	--	--	--
No MCL	April-10	--	--	0.5	0.5 U	0.5 U	0.5 U	0.5 U	0.5 U	0.5 U	0.5 U	0.5 U	--	--	--	--
	July-10	--	--	0.5	0.5 U	0.5 U	0.5 UL	0.5 UL	0.5 U	0.5 U	0.5 U	0.5 UL	--	--	--	--
	November-10	--	--	0.5	0.5 U	0.5 U	0.5 U	0.5 U	0.5 U	0.5 U	0.5 U	0.5 U	--	--	--	--
	February-11	--	--	0.5	--	--	--	--	--	--	--	0.5 U	--	--	--	--
	May-11	--	--	0.5	--	--	--	--	--	--	--	0.5 U	--	--	--	--
	September-11	--	--	0.5	--	--	--	--	--	--	--	0.5 U	--	--	--	--
	December-11	--	--	0.5	--	--	--	--	--	--	--	0.5 U	--	--	--	--
	February-12	--	--	0.5	--	--	--	--	--	--	--	0.5 U	--	--	--	--
	April-12	8260	0.52	1	--	--	--	--	--	--	--	ND	ND	ND	ND	ND
	August-12	8260	0.52	1	--	--	--	--	--	--	--	ND	ND	ND	ND	ND
	November-12	8260	0.52	1	--	--	--	--	--	--	--	ND	ND	ND	ND	ND
	February-13	8260	0.52	1	--	--	--	--	--	--	--	ND	ND	ND	ND	ND
	May-13	8260	0.52	1	--	--	--	--	--	--	--	ND	ND	ND	ND	ND
	August-13	8260	0.52	1	--	--	--	--	--	--	--	ND	ND	ND	ND	ND
	December-13	8260	0.52	1	--	--	--	--	--	--	--	ND	ND	ND	ND	ND
	February-14	8260	0.52	1	--	--	--	--	--	--	--	ND	ND	ND	ND	ND
	May-14	8260	0.52	1	--	--	--	--	--	--	--	ND	ND	ND	ND	ND
	August-14	EPA 8260B	0.52	1	---	---	---	---	---	---	---	ND	ND	ND	ND	ND
	November-14	EPA 8260B	0.52	1	---	---	---	---	---	---	---	ND	ND	ND	ND	ND
	March-15	EPA 8260B	0.52	1	---	---	---	---	---	---	---	ND	ND	ND	ND	ND
Bromoform	January-10	--	--	--	--	--	--	--	--	--	--	--	--	--	--	--
No MCL	April-10	--	--	0.5	0.5 U	0.5 U	0.5 U	0.5 U	0.5 U	0.5 U	0.5 U	0.5 U	--	--	--	--
	July-10	--	--	0.5	0.5 U	0.5 U	0.5 UL	0.5 UL	0.5 U	0.5 U	0.5 U	0.5 UL	--	--	--	--
	November-10	--	--	0.5	0.5 U	0.5 U	0.5 U	0.5 U	0.5 U	0.5 U	0.5 U	0.5 U	--	--	--	--
	February-11	--	--	0.5	--	--	--	--	--	--	--	0.5 U	--	--	--	--
	May-11	--	--	0.5	--	--	--	--	--	--	--	0.5 U	--	--	--	--
	September-11	--	--	0.5	--	--	--	--	--	--	--	0.5 U	--	--	--	--
	December-11	--	--	0.5	--	--	--	--	--	--	--	0.5 U	--	--	--	--
	February-12	--	--	0.5	--	--	--	--	--	--	--	0.5 U	--	--	--	--
	April-12	8260	0.75	1	--	--	--	--	--	--	--	ND	ND	ND	ND	ND
	August-12	8260	0.75	1	--	--	--	--	--	--	--	ND	ND	ND	ND	ND
	November-12	8260	0.75	1	--	--	--	--	--	--	--	ND	ND	ND	ND	ND
	February-13	8260	0.75	1	--	--	--	--	--	--	--	ND	ND	ND	ND	ND
	May-13	8260	0.75	1	--	--	--	--	--	--	--	ND	ND	ND	ND	ND
	August-13	8260	0.75	1	--	--	--	--	--	--	--	ND	ND	ND	ND	ND
	December-13	8260	0.75	1	--	--	--	--	--	--	--	ND	ND	ND	ND	ND
	February-14	8260	0.75	1	--	--	--	--	--	--	--	ND	ND	ND	ND	ND
	May-14	8260	0.75	1	--	--	--	--	--	--	--	ND	ND	ND	ND	ND
	August-14	EPA 8260B	0.75	1	---	---	---	---	---	---	---	ND	ND	ND	ND	ND
	November-14	EPA 8260B	0.75	1	---	---	---	---	---	---	---	ND	ND	ND	ND	ND
	March-15	EPA 8260B	0.75	1	---	---	---	---	---	---	---	ND	ND	ND	ND	ND

TABLE 5

SUMMARY OF DETECTED VOLATILE ORGANIC COMPOUNDS
WETLAND SAMPLING LOCATIONS
KIM STAN LANDFILL

Analyte	Sample Collection Date	EPA Method	DL	QL	WOT-1	WOT-2	WOT-3	WOT-4	WOT-5	WOT-6	WOT-7	WOT-8	Field Blank	Equipment Blank	Trip Blank	Method Blank
Bromomethane	January-10	--	--	--	--	--	--	--	--	--	--	--	--	--	--	--
No MCL	April-10	--	--	0.5	0.5 U	0.5 U	0.5 U	0.5 U	0.5 U	0.5 U	0.5 U	0.5 U	--	--	--	--
	July-10	--	--	0.5	0.5 U	0.5 U	0.5 UL	0.5 UL	0.5 U	0.5 U	0.5 U	0.5 UL	--	--	--	--
	November-10	--	--	0.5	0.5 U	0.5 U	0.5 U	0.5 U	0.5 U	0.5 U	0.5 U	0.5 U	--	--	--	--
	February-11	--	--	0.5	--	--	--	--	--	--	--	0.5 U	--	--	--	--
	May-11	--	--	0.5	--	--	--	--	--	--	--	0.5 U	--	--	--	--
	September-11	--	--	0.5	--	--	--	--	--	--	--	0.5 U	--	--	--	--
	December-11	--	--	0.5	--	--	--	--	--	--	--	0.5 U	--	--	--	--
	February-12	--	--	0.5	--	--	--	--	--	--	--	0.5 U	--	--	--	--
	April-12	8260	0.95	1	--	--	--	--	--	--	--	ND	ND	ND	ND	ND
	August-12	8260	0.95	1	--	--	--	--	--	--	--	ND	ND	ND	ND	ND
	November-12	8260	0.95	1	--	--	--	--	--	--	--	ND	ND	ND	ND	ND
	February-13	8260	0.95	1	--	--	--	--	--	--	--	ND	ND	ND	ND	ND
	May-13	8260	0.95	1	--	--	--	--	--	--	--	ND	ND	ND	ND	ND
	August-13	8260	0.95	1	--	--	--	--	--	--	--	ND	ND	ND	ND	ND
	December-13	8260	0.95	1	--	--	--	--	--	--	--	ND	ND	ND	ND	ND
	February-14	8260	0.95	1	--	--	--	--	--	--	--	ND	ND	ND	ND	ND
	May-14	8260	0.95	1	--	--	--	--	--	--	--	ND	ND	ND	ND	ND
	August-14	EPA 8260B	0.95	1	---	---	---	---	---	---	---	ND	ND	ND	ND	ND
	November-14	EPA 8260B	0.95	1	---	---	---	---	---	---	---	ND	ND	ND	ND	ND
	March-15	EPA 8260B	0.95	1	---	---	---	---	---	---	---	ND	ND	ND	ND	ND
Carbon Disulfide	January-10	--	--	--	--	--	--	--	--	--	--	--	--	--	--	--
No MCL	April-10	--	--	0.5	0.5 U	0.5 U	0.5 U	0.5 U	0.5 U	0.5 U	0.5 U	0.5 U	--	--	--	--
	July-10	--	--	0.5	0.5 U	0.5 U	0.5 UL	0.5 UL	0.5 U	0.5 U	0.5 U	0.5 UL	--	--	--	--
	November-10	--	--	0.5	0.39 J	0.5 U	0.5 U	0.5 U	0.5 U	0.5 U	0.5 U	0.5 U	--	--	--	--
	February-11	--	--	0.5	--	--	--	--	--	--	--	0.5 U	--	--	--	--
	May-11	--	--	0.5	--	--	--	--	--	--	--	0.5 U	--	--	--	--
	September-11	--	--	0.5	--	--	--	--	--	--	--	0.5 U	--	--	--	--
	December-11	--	--	0.5	--	--	--	--	--	--	--	0.5 U	--	--	--	--
	February-12	--	--	0.5	--	--	--	--	--	--	--	0.5 U	--	--	--	--
	April-12	8260	2.6	5	--	--	--	--	--	--	--	ND	ND	18	ND	ND
	August-12	8260	2.6	5	--	--	--	--	--	--	--	ND	ND	3.9 J	ND	ND
	November-12	8260	2.6	5	--	--	--	--	--	--	--	ND	ND	5.4	ND	ND
	February-13	8260	2.6	5	--	--	--	--	--	--	--	ND	ND	ND	ND	ND
	May-13	8260	2.6	5	--	--	--	--	--	--	--	ND	ND	5.4	ND	ND
	August-13	8260	2.6	5	--	--	--	--	--	--	--	ND	ND	ND	ND	ND
	December-13	8260	2.6	5	--	--	--	--	--	--	--	ND	ND	ND	ND	ND
	February-14	8260	2.6	5	--	--	--	--	--	--	--	ND	ND	ND	ND	ND
	May-14	8260	2.6	5	--	--	--	--	--	--	--	ND	ND	ND	ND	ND
	August-14	EPA 8260B	2.6	5	---	---	---	---	---	---	---	ND	ND	ND	ND	ND
	November-14	EPA 8260B	2.6	5	---	---	---	---	---	---	---	ND	ND	ND	ND	ND
	March-15	EPA 8260B	2.6	5	---	---	---	---	---	---	---	ND	ND	ND	ND	ND
Carbon Tetrachloride	January-10	--	--	--	--	--	--	--	--	--	--	--	--	--	--	--
MCL = 5	April-10	--	--	0.5	0.5 U	0.5 U	0.5 U	0.5 U	0.5 U	0.5 U	0.5 U	0.5 U	--	--	--	--
	July-10	--	--	0.5	0.5 U	0.5 U	0.5 UL	0.5 UL	0.5 U	0.5 U	0.5 U	0.5 UL	--	--	--	--
	November-10	--	--	0.5	0.5 U	0.5 U	0.5 U	0.5 U	0.5 UL	0.5 U	0.5 U	0.5 U	--	--	--	--
	February-11	--	--	0.5	--	--	--	--	--	--	--	0.5 U	--	--	--	--
	May-11	--	--	0.5	--	--	--	--	--	--	--	0.5 U	--	--	--	--
	September-11	--	--	0.5	--	--	--	--	--	--	--	0.5 U	--	--	--	--
	December-11	--	--	0.5	--	--	--	--	--	--	--	0.5 U	--	--	--	--
	February-12	--	--	0.5	--	--	--	--	--	--	--	0.5 U	--	--	--	--
	April-12	8260	0.94	1	--	--	--	--	--	--	--	ND	ND	ND	ND	ND
	August-12	8260	0.94	1	--	--	--	--	--	--	--	ND	ND	ND	ND	ND
	November-12	8260	0.94	1	--	--	--	--	--	--	--	ND	ND	ND	ND	ND
	February-13	8260	0.94	1	--	--	--	--	--	--	--	ND	ND	ND	ND	ND
	May-13	8260	0.94	1	--	--	--	--	--	--	--	ND	ND	ND	ND	ND
	August-13	8260	0.94	1	--	--	--	--	--	--	--	ND	ND	ND	ND	ND
	December-13	8260	0.94	1	--	--	--	--	--	--	--	ND	ND	ND	ND	ND
	February-14	8260	0.94	1	--	--	--	--	--	--	--	ND	ND	ND	ND	ND
	May-14	8260	0.94	1	--	--	--	--	--	--	--	ND	ND	ND	ND	ND
	August-14	EPA 8260B	0.94	1	---	---	---	---	---	---	---	ND	ND	ND	ND	2.1
	November-14	EPA 8260B	0.94	1	---	---	---	---	---	---	---	ND	ND	ND	ND	ND
	March-15	EPA 8260B	0.94	1	---	---	---	---	---	---	---	ND	ND	ND	ND	ND
Chlorobenzene	January-10	--	--	--	--	--	--	--	--	--	--	--	--	--	--	--
MCL = 100	April-10	--	--	0.5	6.5	2.4	0.5 U	0.5 U	0.5 U	0.5 U	0.5 U	0.5 UL	--	--	--	--
	July-10	--	--	0.5	2.7	0.47 J	0.5 UL	0.5 UL	0.5 U	0.5 U	0.5 U	0.5 UL	--	--	--	--
	November-10	--	--	0.5	3.7	1.4	0.5 U	0.5 U	0.5 U	0.5 U	0.5 U	0.5 U	--	--	--	--
	February-11	--	--	0.5	--	--	--	--	--	--	--	0.5 U	--	--	--	--
	May-11	--	--	0.5	--	--	--	--	--	--	--	0.5 U	--	--	--	--
	September-11	--	--	0.5	--	--	--	--	--	--	--	0.5 U	--	--	--	--
	December-11	--	--	0.5	--	--	--	--	--	--	--	0.5 U	--	--	--	--
	February-12	--	--	0.5	--	--	--	--	--	--	--	0.5 U	--	--	--	--
	April-12	8260	0.72	1	--	--	--	--	--	--	--	ND	ND	ND	ND	ND
	August-12	8260	0.72	1	--	--	--	--	--	--	--	ND	ND	ND	ND	ND
	November-12	8260	0.72	1	--	--	--	--	--	--	--	ND	ND	ND	ND	ND
	February-13	8260	0.72	1	--	--	--	--	--	--	--	ND	ND	ND	ND	ND
	May-13	8260	0.72	1	--	--	--	--	--	--	--	ND	ND	ND	ND	ND
	August-13	8260	0.72	1	--	--	--	--	--	--	--	ND	ND	ND	ND	ND
	December-13	8260	0.72	1	--	--	--	--	--	--	--	ND	ND	ND	ND	ND
	February-14	8260	0.72	1	--	--	--	--	--	--	--	ND	ND	ND	ND	ND
	May-14	8260	0.72	1	--	--	--	--	--	--	--	ND	ND	ND	ND	ND
	August-14	EPA 8260B	0.72	1	---	---	---	---	---	---	---	ND	ND	ND	ND	ND
	November-14	EPA 8260B	0.72	1	---	---	---	---	---	---	---	ND	ND	ND	ND	ND
	March-15	EPA 8260B	0.72	1	---	---	---	---	---	---	---	ND	ND	ND	ND	ND
Chloroethane	January-10	--	--	--	--	--	--	--	--	--	--	--	--	--	--	--
No MCL	April-10	--	--	0.5	1.9	1.1	0.5 U	0.5 U	0.5 U	0.5 U	0.5 U	0.5 U	--	--	--	--
	July-10	--	--	0.5	0.42 J	0.5 U	0.5 UL	0.5 UL	0.5 U	0.5 U	0.5 U	0.5 UL	--	--	--	--
	November-10	--	--	0.5	1.2 J	0.48 J	0.5 U	0.5 U	0.5 U	0.5 U	0.5 U	0.5 U	--	--	--	--
	February-11	--	--	0.5	--	--	--	--	--	--	--	0.5 U	--	--	--	--
	May-11	--	--	0.5	--	--	--	--	--	--	--	0.5 U	--	--	--	--
	September-11	--	--	0.5	--	--	--	--	--	--	--	0.5 U	--	--	--	--
	December-11	--	--	0.5	--	--	--	--	--	--	--	0.5 U	--	--	--	--
	February-12	--	--	0.5	--	--	--	--	--	--	--	0.5 U	--	--	--	--
	April-12	8260	0.98	1	--	--	--	--	--	--	--	ND	ND	ND	ND	ND
	August-12	8260	0.98	1	--	--	--	--	--	--	--	ND	ND	ND	ND	ND
	November-12	8260	0.98	1	--	--	--	--	--	--	--	ND	ND	ND	ND	ND
	February-13	8260	0.98	1	--	--	--	--	--	--	--	ND	ND	ND	ND	ND
	May-13	8260	0.98	1	--	--	--	--	--	--	--	ND	ND	ND	ND	ND
	August-13	8260	0.98	1	--	--	--	--	--	--	--	ND	ND	ND	ND	ND
	December-13	8260	0.98	1	--	--	--	--	--	--	--	ND	ND	ND	ND	ND
	February-14	8260	0.98	1	--	--	--	--	--	--	--	ND	ND	ND	ND	ND
	May-14	8260	0.98	1	--	--	--	--	--	--	--	ND	ND	ND	ND	ND
	August-14	EPA 8260B	0.98	1	---	---	---	---	---	---	---	ND	ND	ND	ND	ND
	November-14	EPA 8260B	0.98	1	---	---	---	---	---	---	---	ND	ND	ND	ND	ND
	March-15	EPA 8260B	0.98	1	---	---	---	---	---	---	---	ND	ND	ND	ND	ND

TABLE 5

SUMMARY OF DETECTED VOLATILE ORGANIC COMPOUNDS
WETLAND SAMPLING LOCATIONS
KIM STAN LANDFILL

Analyte	Sample Collection Date	EPA Method	DL	QL	WOT-1	WOT-2	WOT-3	WOT-4	WOT-5	WOT-6	WOT-7	WOT-8	Field Blank	Equipment Blank	Trip Blank	Method Blank
Chloroform	January-10	--	--	--	--	--	--	--	--	--	--	--	--	--	--	--
No MCL	April-10	--	--	0.5	0.5 U	0.5 U	0.5 U	0.5 U	0.5 U	0.5 U	0.5 U	0.5 U	--	--	--	--
	July-10	--	--	0.5	0.5 U	0.5 U	0.5 UL	0.5 UL	0.5 U	0.5 U	0.5 U	0.5 UL	--	--	--	--
	November-10	--	--	0.5	0.5 U	0.5 U	0.5 U	0.5 U	0.5 U	0.5 U	0.5 U	0.5 U	--	--	--	--
	February-11	--	--	0.5	--	--	--	--	--	--	--	0.5 U	--	--	--	--
	May-11	--	--	0.5	--	--	--	--	--	--	--	0.5 U	--	--	--	--
	September-11	--	--	0.5	--	--	--	--	--	--	--	0.5 U	--	--	--	--
	December-11	--	--	0.5	--	--	--	--	--	--	--	0.5 U	--	--	--	--
	February-12	--	--	0.5	--	--	--	--	--	--	--	0.5 U	--	--	--	--
	April-12	8260	0.8	1	--	--	--	--	--	--	--	ND	ND	ND	ND	ND
	August-12	8260	0.8	1	--	--	--	--	--	--	--	ND	ND	ND	ND	ND
	November-12	8260	0.8	1	--	--	--	--	--	--	--	ND	ND	ND	ND	ND
	February-13	8260	0.8	1	--	--	--	--	--	--	--	ND	ND	ND	ND	ND
	May-13	8260	0.8	1	--	--	--	--	--	--	--	ND	ND	ND	ND	ND
	August-13	8260	0.8	1	--	--	--	--	--	--	--	ND	ND	ND	ND	ND
	December-13	8260	0.8	1	--	--	--	--	--	--	--	ND	ND	ND	ND	ND
	February-14	8260	0.8	1	--	--	--	--	--	--	--	ND	ND	ND	ND	ND
	May-14	8260	0.8	1	--	--	--	--	--	--	--	ND	ND	ND	ND	ND
	August-14	EPA 8260B	0.8	1	---	---	---	---	---	---	---	ND	ND	ND	ND	4.2
	November-14	EPA 8260B	0.8	1	---	---	---	---	---	---	---	ND	ND	ND	ND	ND
	March-15	EPA 8260B	0.8	1	---	---	---	---	---	---	---	ND	ND	ND	ND	ND
Chloromethane	January-10	--	--	--	--	--	--	--	--	--	--	--	--	--	--	--
No MCL	April-10	--	--	0.5	0.5 U	0.5 U	0.5 U	0.5 U	0.5 U	0.5 U	0.5 U	0.5 U	--	--	--	--
	July-10	--	--	0.5	0.5 U	0.5 U	0.5 UL	0.5 UL	0.5 U	0.5 U	0.5 U	0.5 UL	--	--	--	--
	November-10	--	--	0.5	0.5 U	0.5 U	0.5 U	0.5 U	0.5 U	0.5 U	0.5 U	0.5 U	--	--	--	--
	February-11	--	--	0.5	--	--	--	--	--	--	--	0.5 U	--	--	--	--
	May-11	--	--	0.5	--	--	--	--	--	--	--	0.5 U	--	--	--	--
	September-11	--	--	0.5	--	--	--	--	--	--	--	0.5 U	--	--	--	--
	December-11	--	--	0.5	--	--	--	--	--	--	--	0.5 U	--	--	--	--
	February-12	--	--	0.5	--	--	--	--	--	--	--	0.5 U	--	--	--	--
	April-12	8260	0.82	1	--	--	--	--	--	--	--	ND	ND	ND	ND	ND
	August-12	8260	0.82	1	--	--	--	--	--	--	--	ND	ND	ND	ND	ND
	November-12	8260	0.82	1	--	--	--	--	--	--	--	ND	ND	ND	ND	ND
	February-13	8260	0.82	1	--	--	--	--	--	--	--	ND	ND	ND	ND	ND
	May-13	8260	0.82	1	--	--	--	--	--	--	--	ND	ND	ND	ND	ND
	August-13	8260	0.82	1	--	--	--	--	--	--	--	ND	ND	ND	ND	ND
	December-13	8260	0.82	1	--	--	--	--	--	--	--	ND	ND	ND	ND	ND
	February-14	8260	0.82	1	--	--	--	--	--	--	--	ND	ND	ND	ND	ND
	May-14	8260	0.82	1	--	--	--	--	--	--	--	ND	ND	ND	ND	ND
	August-14	EPA 8260B	0.82	1	---	---	---	---	---	---	---	ND	ND	ND	ND	ND
	November-14	EPA 8260B	0.82	1	---	---	---	---	---	---	---	ND	ND	ND	ND	ND
	March-15	EPA 8260B	0.82	1	---	---	---	---	---	---	---	ND	ND	ND	ND	ND
cis-1,3-Dichloropropene	January-10	--	--	--	--	--	--	--	--	--	--	--	--	--	--	--
No MCL	April-10	--	--	0.5	0.5 U	0.5 U	0.5 U	0.5 U	0.5 U	0.5 U	0.5 U	0.5 U	--	--	--	--
	July-10	--	--	0.5	0.5 U	0.5 U	0.5 UL	0.5 UL	0.5 U	0.5 U	0.5 U	0.5 UL	--	--	--	--
	November-10	--	--	0.5	0.5 U	0.5 U	0.5 U	0.5 U	0.5 U	0.5 U	0.5 U	0.5 U	--	--	--	--
	February-11	--	--	0.5	--	--	--	--	--	--	--	0.5 U	--	--	--	--
	May-11	--	--	0.5	--	--	--	--	--	--	--	0.5 U	--	--	--	--
	September-11	--	--	0.5	--	--	--	--	--	--	--	0.5 U	--	--	--	--
	December-11	--	--	0.5	--	--	--	--	--	--	--	0.5 U	--	--	--	--
	February-12	--	--	0.5	--	--	--	--	--	--	--	0.5 U	--	--	--	--
	April-12	8260	0.59	1	--	--	--	--	--	--	--	ND	ND	ND	ND	ND
	August-12	8260	0.59	1	--	--	--	--	--	--	--	ND	ND	ND	ND	ND
	November-12	8260	0.59	1	--	--	--	--	--	--	--	ND	ND	ND	ND	ND
	February-13	8260	0.59	1	--	--	--	--	--	--	--	ND	ND	ND	ND	ND
	May-13	8260	0.59	1	--	--	--	--	--	--	--	ND	ND	ND	ND	ND
	August-13	8260	0.59	1	--	--	--	--	--	--	--	ND	ND	ND	ND	ND
	December-13	8260	0.59	1	--	--	--	--	--	--	--	ND	ND	ND	ND	ND
	February-14	8260	0.59	1	--	--	--	--	--	--	--	ND	ND	ND	ND	ND
	May-14	8260	0.59	1	--	--	--	--	--	--	--	ND	ND	ND	ND	ND
	August-14	EPA 8260B	0.59	1	---	---	---	---	---	---	---	ND	ND	ND	ND	ND
	November-14	EPA 8260B	0.59	1	---	---	---	---	---	---	---	ND	ND	ND	ND	ND
	March-15	EPA 8260B	0.59	1	---	---	---	---	---	---	---	ND	ND	ND	ND	ND
Cyclohexane	January-10	--	--	--	--	--	--	--	--	--	--	--	--	--	--	--
No MCL	April-10	--	--	0.5	0.5 U	0.5 U	0.5 U	0.5 U	0.5 U	0.5 U	0.5 U	0.5 U	--	--	--	--
	July-10	--	--	0.5	0.5 U	0.5 U	0.5 UL	0.5 UL	0.5 U	0.5 U	0.5 U	0.5 UL	--	--	--	--
	November-10	--	--	0.5	0.15 J	0.5 U	0.5 U	0.5 U	0.5 U	0.5 U	0.5 U	0.5 U	--	--	--	--
	February-11	--	--	0.5	--	--	--	--	--	--	--	0.5 U	--	--	--	--
	May-11	--	--	0.5	--	--	--	--	--	--	--	0.5 U	--	--	--	--
	September-11	--	--	0.5	--	--	--	--	--	--	--	0.5 U	--	--	--	--
	December-11	--	--	0.5	--	--	--	--	--	--	--	0.5 U	--	--	--	--
	February-12	--	--	0.5	--	--	--	--	--	--	--	0.5 U	--	--	--	--
	April-12	8260	0.93	2	--	--	--	--	--	--	--	ND	ND	ND	ND	ND
	August-12	8260	0.93	2	--	--	--	--	--	--	--	ND	ND	ND	ND	ND
	November-12	8260	0.93	2	--	--	--	--	--	--	--	ND	ND	ND	ND	ND
	February-13	8260	0.93	2	--	--	--	--	--	--	--	ND	ND	ND	ND	ND
	May-13	8260	0.93	2	--	--	--	--	--	--	--	ND	ND	ND	ND	ND
	August-13	8260	0.93	2	--	--	--	--	--	--	--	ND	ND	ND	ND	ND
	December-13	8260	0.93	2	--	--	--	--	--	--	--	ND	ND	ND	ND	ND
	February-14	8260	0.93	2	--	--	--	--	--	--	--	ND	ND	ND	ND	ND
	May-14	8260	0.93	2	--	--	--	--	--	--	--	ND	ND	ND	ND	ND
	August-14	EPA 8260B	0.93	2	---	---	---	---	---	---	---	ND	ND	ND	ND	ND
	November-14	EPA 8260B	0.93	2	---	---	---	---	---	---	---	ND	ND	ND	ND	ND
	March-15	EPA 8260B	0.93	2	---	---	---	---	---	---	---	ND	ND	ND	ND	ND
Dibromochloromethane	January-10	--	--	--	--	--	--	--	--	--	--	--	--	--	--	--
No MCL	April-10	--	--	0.5	0.5 U	0.5 U	0.5 U	0.5 U	0.5 U	0.5 U	0.5 U	0.5 U	--	--	--	--
	July-10	--	--	0.5	0.5 U	0.5 U	0.5 UL	0.5 UL	0.5 U	0.5 U	0.5 U	0.5 UL	--	--	--	--
	November-10	--	--	0.5	0.5 U	0.5 U	0.5 U	0.5 U	0.5 U	0.5 U	0.5 U	0.5 U	--	--	--	--
	February-11	--	--	0.5	--	--	--	--	--	--	--	0.5 U	--	--	--	--
	May-11	--	--	0.5	--	--	--	--	--	--	--	0.5 U	--	--	--	--
	September-11	--	--	0.5	--	--	--	--	--	--	--	0.5 U	--	--	--	--
	December-11	--	--	0.5	--	--	--	--	--	--	--	0.5 U	--	--	--	--
	February-12	--	--	0.5	--	--	--	--	--	--	--	0.5 U	--	--	--	--
	April-12	8260	0.44	1	--	--	--	--	--	--	--	ND	ND	ND	ND	ND
	August-12	8260	0.44	1	--	--	--	--	--	--	--	ND	ND	ND	ND	ND
	November-12	8260	0.44	1	--	--	--	--	--	--	--	ND	ND	ND	ND	ND
	February-13	8260	0.44	1	--	--	--	--	--	--	--	ND	ND	ND	ND	ND
	May-13	8260	0.44	1	--	--	--	--	--	--	--	ND	ND	ND	ND	ND
	August-13	8260	0.44	1	--	--	--	--	--	--	--	ND	ND	ND	ND	ND
	December-13	8260	0.44	1	--	--	--	--	--	--	--	ND	ND	ND	ND	ND
	February-14	8260	0.44	1	--	--	--	--	--	--	--	ND	ND	ND	ND	ND
	May-14	8260	0.44	1	--	--	--	--	--	--	--	ND	ND	ND	ND	ND
	August-14	EPA 8260B	0.44	1	---	---	---	---	---	---	---	ND	ND	ND	ND	ND
	November-14	EPA 8260B	0.44	1	---	---	---	---	---	---	---	ND	ND	ND	ND	ND
	March-15	EPA 8260B	0.44	1	---	---	---	---	---	---	---	ND	ND	ND	ND	ND

TABLE 5

SUMMARY OF DETECTED VOLATILE ORGANIC COMPOUNDS
WETLAND SAMPLING LOCATIONS
KIM STAN LANDFILL

Analyte	Sample Collection Date	EPA Method	DL	QL	WOT-1	WOT-2	WOT-3	WOT-4	WOT-5	WOT-6	WOT-7	WOT-8	Field Blank	Equipment Blank	Trip Blank	Method Blank
Dichlorodifluoromethane	January-10	--	--	--	--	--	--	--	--	--	--	--	--	--	--	--
No MCL	April-10	--	--	0.5	0.5 U	1.1	0.5 U	0.5 U	0.5 U	0.5 U	0.5 U	0.5 U	--	--	--	--
	July-10	--	--	0.5	0.5 U	0.5 U	0.5 UL	0.5 UL	0.5 U	0.5 U	0.5 U	0.5 UL	--	--	--	--
	November-10	--	--	0.5	0.72 K	0.42 J	0.5 U	0.5 U	0.5 U	0.5 U	0.5 U	0.5 U	--	--	--	--
	February-11	--	--	0.5	--	--	--	--	--	--	--	0.5 U	--	--	--	--
	May-11	--	--	0.5	--	--	--	--	--	--	--	0.5 U	--	--	--	--
	September-11	--	--	0.5	--	--	--	--	--	--	--	0.5 U	--	--	--	--
	December-11	--	--	0.5	--	--	--	--	--	--	--	0.5 U	--	--	--	--
	February-12	--	--	0.5	--	--	--	--	--	--	--	0.5 U	--	--	--	--
	April-12	8260	0.74	1	--	--	--	--	--	--	--	ND	ND	ND	ND	ND
	August-12	8260	0.74	1	--	--	--	--	--	--	--	ND	ND	ND	ND	ND
	November-12	8260	0.74	1	--	--	--	--	--	--	--	ND	ND	ND	ND	ND
	February-13	8260	0.74	1	--	--	--	--	--	--	--	ND	ND	ND	ND	ND
	May-13	8260	0.74	1	--	--	--	--	--	--	--	ND	ND	ND	ND	ND
	August-13	8260	0.74	1	--	--	--	--	--	--	--	ND	ND	ND	ND	ND
	December-13	8260	0.74	1	--	--	--	--	--	--	--	ND	ND	ND	ND	ND
	February-14	8260	0.74	1	--	--	--	--	--	--	--	ND	ND	ND	ND	ND
	May-14	8260	0.74	1	--	--	--	--	--	--	--	ND	ND	ND	ND	ND
	August-14	EPA 8260B	0.74	1	---	---	---	---	---	---	---	ND	ND	ND	ND	ND
	November-14	EPA 8260B	0.74	1	---	---	---	---	---	---	---	ND	ND	ND	ND	ND
	March-15	EPA 8260B	0.74	1	---	---	---	---	---	---	---	ND	ND	ND	ND	ND
Ethylbenzene	January-10	--	--	--	--	--	--	--	--	--	--	--	--	--	--	--
MCL = 700	April-10	--	--	0.5	2	0.38 J	0.5 U	0.5 U	0.5 U	0.5 U	0.5 U	0.5 U	--	--	--	--
	July-10	--	--	0.5	0.34 J	0.5 U	0.5 UL	0.5 UL	0.5 U	0.5 U	0.5 U	0.5 UL	--	--	--	--
	November-10	--	--	0.5	0.19 J	0.5 U	0.5 U	0.5 U	0.5 U	0.5 U	0.5 U	0.5 U	--	--	--	--
	February-11	--	--	0.5	--	--	--	--	--	--	--	0.5 U	--	--	--	--
	May-11	--	--	0.5	--	--	--	--	--	--	--	0.5 U	--	--	--	--
	September-11	--	--	0.5	--	--	--	--	--	--	--	0.5 U	--	--	--	--
	December-11	--	--	0.5	--	--	--	--	--	--	--	0.5 U	--	--	--	--
	February-12	--	--	0.5	--	--	--	--	--	--	--	0.5 U	--	--	--	--
	April-12	8260	0.69	1	--	--	--	--	--	--	--	ND	ND	ND	ND	ND
	August-12	8260	0.69	1	--	--	--	--	--	--	--	ND	ND	ND	ND	ND
	November-12	8260	0.69	1	--	--	--	--	--	--	--	ND	ND	ND	ND	ND
	February-13	8260	0.69	1	--	--	--	--	--	--	--	ND	ND	ND	ND	ND
	May-13	8260	0.69	1	--	--	--	--	--	--	--	ND	ND	ND	ND	ND
	August-13	8260	0.69	1	--	--	--	--	--	--	--	ND	ND	ND	ND	ND
	December-13	8260	0.69	1	--	--	--	--	--	--	--	ND	ND	ND	ND	ND
	February-14	8260	0.69	1	--	--	--	--	--	--	--	ND	ND	ND	ND	ND
	May-14	8260	0.69	1	--	--	--	--	--	--	--	ND	ND	ND	ND	ND
	August-14	EPA 8260B	0.69	1	---	---	---	---	---	---	---	ND	ND	ND	ND	ND
	November-14	EPA 8260B	0.69	1	---	---	---	---	---	---	---	ND	ND	ND	ND	ND
	March-15	EPA 8260B	0.69	1	---	---	---	---	---	---	---	ND	ND	ND	ND	ND
Isopropylbenzene	January-10	--	--	--	--	--	--	--	--	--	--	--	--	--	--	--
No MCL	April-10	--	--	0.5	1.7	1.1	0.5 U	0.5 U	0.5 U	0.5 U	0.5 U	0.5 U	--	--	--	--
	July-10	--	--	0.5	0.9	1.1	0.5 UL	0.5 UL	0.5 U	0.5 U	0.5 U	0.5 UL	--	--	--	--
	November-10	--	--	0.5	0.98	0.33 J	0.5 U	0.5 U	0.5 U	0.5 U	0.5 U	0.5 U	--	--	--	--
	February-11	--	--	0.5	--	--	--	--	--	--	--	0.5 U	--	--	--	--
	May-11	--	--	0.5	--	--	--	--	--	--	--	0.5 U	--	--	--	--
	September-11	--	--	0.5	--	--	--	--	--	--	--	0.5 U	--	--	--	--
	December-11	--	--	0.5	--	--	--	--	--	--	--	0.5 U	--	--	--	--
	February-12	--	--	0.5	--	--	--	--	--	--	--	0.5 U	--	--	--	--
	April-12	8260	0.67	1	--	--	--	--	--	--	--	ND	ND	ND	ND	ND
	August-12	8260	0.67	1	--	--	--	--	--	--	--	ND	ND	ND	ND	ND
	November-12	8260	0.67	1	--	--	--	--	--	--	--	ND	ND	ND	ND	ND
	February-13	8260	0.67	1	--	--	--	--	--	--	--	ND	ND	ND	ND	ND
	May-13	8260	0.67	1	--	--	--	--	--	--	--	ND	ND	ND	ND	ND
	August-13	8260	0.67	1	--	--	--	--	--	--	--	ND	ND	ND	ND	ND
	December-13	8260	0.67	1	--	--	--	--	--	--	--	ND	ND	ND	ND	ND
	February-14	8260	0.67	1	--	--	--	--	--	--	--	ND	ND	ND	ND	ND
	May-14	8260	0.67	1	--	--	--	--	--	--	--	ND	ND	ND	ND	ND
	August-14	EPA 8260B	0.67	1	---	---	---	---	---	---	---	ND	ND	ND	ND	ND
	November-14	EPA 8260B	0.67	1	---	---	---	---	---	---	---	ND	ND	ND	ND	ND
	March-15	EPA 8260B	0.67	1	---	---	---	---	---	---	---	ND	ND	ND	ND	ND
m,p-Xylenes	January-10	--	--	--	--	--	--	--	--	--	--	--	--	--	--	--
MCL = 10,000	April-10	--	--	0.5	5.4	0.26 J	0.5 U	0.5 U	0.5 U	0.5 U	0.5 U	0.5 U	--	--	--	--
	July-10	--	--	0.5	1.3	0.5 U	0.5 UL	0.5 UL	0.5 U	0.5 U	0.5 U	0.5 UL	--	--	--	--
	November-10	--	--	0.5	1.5	0.11 J	0.5 U	0.5 U	0.5 U	0.5 U	0.5 U	0.5 U	--	--	--	--
	February-11	--	--	0.5	--	--	--	--	--	--	--	0.5 U	--	--	--	--
	May-11	--	--	0.5	--	--	--	--	--	--	--	0.5 U	--	--	--	--
	September-11	--	--	0.5	--	--	--	--	--	--	--	0.5 U	--	--	--	--
	December-11	--	--	0.5	--	--	--	--	--	--	--	0.5 U	--	--	--	--
	February-12	--	--	0.5	--	--	--	--	--	--	--	0.5 U	--	--	--	--
	April-12	8260	1.3	2	--	--	--	--	--	--	--	ND	ND	ND	ND	ND
	August-12	8260	1.3	2	--	--	--	--	--	--	--	ND	ND	ND	ND	ND
	November-12	8260	1.3	2	--	--	--	--	--	--	--	ND	ND	ND	ND	ND
	February-13	8260	1.3	2	--	--	--	--	--	--	--	ND	ND	ND	ND	ND
	May-13	8260	1.3	2	--	--	--	--	--	--	--	ND	ND	ND	ND	ND
	August-13	8260	1.3	2	--	--	--	--	--	--	--	ND	ND	ND	ND	ND
	December-13	8260	1.3	2	--	--	--	--	--	--	--	ND	ND	ND	ND	ND
	February-14	8260	1.3	2	--	--	--	--	--	--	--	ND	ND	ND	ND	ND
	May-14	8260	1.3	2	--	--	--	--	--	--	--	ND	ND	ND	ND	ND
	August-14	EPA 8260B	1.3	2	---	---	---	---	---	---	---	ND	ND	ND	ND	ND
	November-14	EPA 8260B	1.3	2	---	---	---	---	---	---	---	ND	ND	ND	ND	ND
	March-15	EPA 8260B	1.3	2	---	---	---	---	---	---	---	ND	ND	ND	ND	ND
Methyl Acetate	January-10	--	--	--	--	--	--	--	--	--	--	--	--	--	--	--
No MCL	April-10	--	--	0.5	0.5 U	0.5 U	0.5 U	0.5 U	0.5 U	0.5 U	0.5 U	0.5 U	--	--	--	--
	July-10	--	--	0.5	0.5 U	0.5 U	0.5 UL	0.5 UL	0.5 U	0.5 U	0.5 U	0.5 UL	--	--	--	--
	November-10	--	--	0.5	0.5 U	0.5 U	0.5 U	0.5 U	0.5 R	0.5 U	0.5 U	0.5 U	--	--	--	--
	February-11	--	--	0.5	--	--	--	--	--	--	--	0.5 U	--	--	--	--
	May-11	--	--	0.5	--	--	--	--	--	--	--	0.5 U	--	--	--	--
	September-11	--	--	0.5	--	--	--	--	--	--	--	0.5 U	--	--	--	--
	December-11	--	--	0.5	--	--	--	--	--	--	--	0.5 U	--	--	--	--
	February-12	--	--	0.5	--	--	--	--	--	--	--	0.5 U	--	--	--	--
	April-12	8260	0.95	2	--	--	--	--	--	--	--	ND	ND	ND	ND	ND
	August-12	8260	0.95	2	--	--	--	--	--	--	--	ND	ND	ND	ND	ND
	November-12	8260	0.95	2	--	--	--	--	--	--	--	ND	ND	ND	ND	ND
	February-13	8260	0.95	2	--	--	--	--	--	--	--	ND	ND	ND	ND	ND
	May-13	8260	0.95	2	--	--	--	--	--	--	--	ND	ND	ND	ND	ND
	August-13	8260	0.95	2	--	--	--	--	--	--	--	ND	ND	ND	ND	ND
	December-13	8260	0.95	2	--	--	--	--	--	--	--	ND	ND	ND	ND	ND
	February-14	8260	0.95	2	--	--	--	--	--	--	--	ND	ND	ND	ND	ND
	May-14	8260	0.95	2	--	--	--	--	--	--	--	ND	ND	ND	ND	ND
	August-14	EPA 8260B	0.95	2	---	---	---	---	---	---	---	ND	ND	ND	ND	ND
	November-14	EPA 8260B	0.95	2	---	---	---	---	---	---	---	ND	ND	ND	ND	ND
	March-15	EPA 8260B	0.95	2	---	---	---	---	---	---	---	ND	ND	ND	ND	ND

TABLE 5

SUMMARY OF DETECTED VOLATILE ORGANIC COMPOUNDS
WETLAND SAMPLING LOCATIONS
KIM STAN LANDFILL

Analyte	Sample Collection Date	EPA Method	DL	QL	WOT-1	WOT-2	WOT-3	WOT-4	WOT-5	WOT-6	WOT-7	WOT-8	Field Blank	Equipment Blank	Trip Blank	Method Blank
Methyl-tert-Butyl Ether	January-10	--	--	--	--	--	--	--	--	--	--	--	--	--	--	--
No MCL	April-10	--	--	0.5	0.56	0.54	0.5 U	0.5 U	0.5 U	0.5 U	0.5 U	0.5 U	--	--	--	--
	July-10	--	--	0.5	0.5 U	0.5 U	0.5 UL	0.5 UL	0.5 U	0.5 U	0.5 U	0.5 UL	--	--	--	--
	November-10	--	--	0.5	0.37 J	0.24 J	0.5 U	0.5 U	0.5 UL	0.5 U	0.5 U	0.5 U	--	--	--	--
	February-11	--	--	0.5	--	--	--	--	--	--	--	0.5 U	--	--	--	--
	May-11	--	--	0.5	--	--	--	--	--	--	--	0.5 U	--	--	--	--
	September-11	--	--	0.5	--	--	--	--	--	--	--	0.5 U	--	--	--	--
	December-11	--	--	0.5	--	--	--	--	--	--	--	0.5 U	--	--	--	--
	February-12	--	--	0.5	--	--	--	--	--	--	--	0.5 U	--	--	--	--
	April-12	8260	0.6	1	--	--	--	--	--	--	--	ND	ND	ND	ND	ND
	August-12	8260	0.6	1	--	--	--	--	--	--	--	ND	ND	ND	ND	ND
	November-12	8260	0.6	1	--	--	--	--	--	--	--	ND	ND	ND	ND	ND
	February-13	8260	0.6	1	--	--	--	--	--	--	--	ND	ND	ND	ND	ND
	May-13	8260	0.6	1	--	--	--	--	--	--	--	ND	ND	ND	ND	ND
	August-13	8260	0.6	1	--	--	--	--	--	--	--	ND	ND	ND	ND	ND
	December-13	8260	0.6	1	--	--	--	--	--	--	--	ND	ND	ND	ND	ND
	February-14	8260	0.6	1	--	--	--	--	--	--	--	ND	ND	ND	ND	ND
	May-14	8260	0.6	1	--	--	--	--	--	--	--	ND	ND	ND	ND	ND
	August-14	EPA 8260B	0.6	1	---	---	---	---	---	---	---	ND	ND	ND	ND	ND
	November-14	EPA 8260B	0.6	1	---	---	---	---	---	---	---	ND	ND	ND	ND	ND
	March-15	EPA 8260B	0.6	1	---	---	---	---	---	---	---	ND	ND	ND	ND	ND
Methyl cyclohexane	January-10	--	--	--	--	--	--	--	--	--	--	--	--	--	--	--
No MCL	April-10	--	--	0.5	0.5 U	0.5 U	0.5 U	0.5 U	0.5 U	0.5 U	0.5 U	0.5 U	--	--	--	--
	July-10	--	--	0.5	0.5 U	0.5 U	0.5 UL	0.5 UL	0.5 U	0.5 U	0.5 U	0.5 UL	--	--	--	--
	November-10	--	--	0.5	0.5 U	0.5 U	0.5 U	0.5 U	0.5 U	0.5 U	0.5 U	0.5 U	--	--	--	--
	February-11	--	--	0.5	--	--	--	--	--	--	--	0.5 U	--	--	--	--
	May-11	--	--	0.5	--	--	--	--	--	--	--	0.5 U	--	--	--	--
	September-11	--	--	0.5	--	--	--	--	--	--	--	0.5 U	--	--	--	--
	December-11	--	--	0.5	--	--	--	--	--	--	--	0.5 U	--	--	--	--
	February-12	--	--	0.5	--	--	--	--	--	--	--	0.5 U	--	--	--	--
	April-12	8260	0.64	2	--	--	--	--	--	--	--	ND	ND	ND	ND	ND
	August-12	8260	0.64	2	--	--	--	--	--	--	--	ND	ND	ND	ND	ND
	November-12	8260	0.64	2	--	--	--	--	--	--	--	ND	ND	ND	ND	ND
	February-13	8260	0.64	2	--	--	--	--	--	--	--	ND	ND	ND	ND	ND
	May-13	8260	0.64	2	--	--	--	--	--	--	--	ND	ND	ND	ND	ND
	August-13	8260	0.64	2	--	--	--	--	--	--	--	ND	ND	ND	ND	ND
	December-13	8260	0.64	2	--	--	--	--	--	--	--	ND	ND	ND	ND	ND
	February-14	8260	0.64	2	--	--	--	--	--	--	--	ND	ND	ND	ND	ND
	May-14	8260	0.64	2	--	--	--	--	--	--	--	ND	ND	ND	ND	ND
	August-14	EPA 8260B	0.64	2	---	---	---	---	---	---	---	ND	ND	ND	ND	ND
	November-14	EPA 8260B	0.64	2	---	---	---	---	---	---	---	ND	ND	ND	ND	ND
	March-15	EPA 8260B	0.64	2	---	---	---	---	---	---	---	ND	ND	ND	ND	ND
Methylene Chloride	January-10	--	--	--	--	--	--	--	--	--	--	--	--	--	--	--
MCL = 5	April-10	--	--	0.5	0.68 B	0.64 B	0.3 B	0.26 B	0.5 U	0.5 U	0.5 U	0.98 B	--	--	--	--
	July-10	--	--	0.5	0.5 U	0.5 U	0.5 UL	0.5 UL	0.5 U	0.5 U	0.5 U	0.5 UL	--	--	--	--
	November-10	--	--	0.5	0.12 J	0.5 U	0.5 U	0.5 U	0.5 UL	0.5 U	0.5 U	0.5 U	--	--	--	--
	February-11	--	--	0.5	--	--	--	--	--	--	--	0.5 U	--	--	--	--
	May-11	--	--	0.5	--	--	--	--	--	--	--	0.5 U	--	--	--	--
	September-11	--	--	0.5	--	--	--	--	--	--	--	0.5 U	--	--	--	--
	December-11	--	--	0.5	--	--	--	--	--	--	--	0.5 U	--	--	--	--
	February-12	--	--	0.5	--	--	--	--	--	--	--	0.5 U	--	--	--	--
	April-12	8260	0.71	2	--	--	--	--	--	--	--	ND	ND	ND	ND	ND
	August-12	8260	0.71	2	--	--	--	--	--	--	--	ND	ND	ND	ND	ND
	November-12	8260	0.71	2	--	--	--	--	--	--	--	ND	ND	ND	ND	ND
	February-13	8260	0.71	2	--	--	--	--	--	--	--	ND	ND	ND	ND	ND
	May-13	8260	0.71	2	--	--	--	--	--	--	--	ND	ND	ND	ND	ND
	August-13	8260	0.71	2	--	--	--	--	--	--	--	ND	ND	ND	ND	ND
	December-13	8260	0.71	2	--	--	--	--	--	--	--	ND	ND	ND	ND	ND
	February-14	8260	0.71	2	--	--	--	--	--	--	--	ND	ND	ND	ND	ND
	May-14	8260	0.71	2	--	--	--	--	--	--	--	ND	ND	ND	ND	ND
	August-14	EPA 8260B	0.71	2	---	---	---	---	---	---	---	ND	ND	ND	ND	ND
	November-14	EPA 8260B	0.71	2	---	---	---	---	---	---	---	ND	ND	ND	ND	ND
	March-15	EPA 8260B	0.71	2	---	---	---	---	---	---	---	ND	ND	ND	ND	ND
O-xylene	January-10	--	--	--	--	--	--	--	--	--	--	--	--	--	--	--
MCL = 10,000	April-10	--	--	0.5	2.7	0.71	0.5 U	0.5 U	0.5 U	0.5 U	0.5 U	0.5 U	--	--	--	--
	July-10	--	--	0.5	1.4	0.5 U	0.5 UL	0.5 UL	0.5 U	0.5 U	0.5 U	0.5 UL	--	--	--	--
	November-10	--	--	0.5	1.8	0.21 J	0.5 U	0.5 U	0.5 U	0.5 U	0.5 U	0.5 U	--	--	--	--
	February-11	--	--	0.5	--	--	--	--	--	--	--	0.5 U	--	--	--	--
	May-11	--	--	0.5	--	--	--	--	--	--	--	0.5 U	--	--	--	--
	September-11	--	--	0.5	--	--	--	--	--	--	--	0.5 U	--	--	--	--
	December-11	--	--	0.5	--	--	--	--	--	--	--	0.5 U	--	--	--	--
	February-12	--	--	0.5	--	--	--	--	--	--	--	0.5 U	--	--	--	--
	April-12	8260	0.53	1	--	--	--	--	--	--	--	ND	ND	ND	ND	ND
	August-12	8260	0.53	1	--	--	--	--	--	--	--	ND	ND	ND	ND	ND
	November-12	8260	0.53	1	--	--	--	--	--	--	--	ND	ND	ND	ND	ND
	February-13	8260	0.53	1	--	--	--	--	--	--	--	ND	ND	ND	ND	ND
	May-13	8260	0.53	1	--	--	--	--	--	--	--	ND	ND	ND	ND	ND
	August-13	8260	0.53	1	--	--	--	--	--	--	--	ND	ND	ND	ND	ND
	December-13	8260	0.53	1	--	--	--	--	--	--	--	ND	ND	ND	ND	ND
	February-14	8260	0.53	1	--	--	--	--	--	--	--	ND	ND	ND	ND	ND
	May-14	8260	0.53	1	--	--	--	--	--	--	--	ND	ND	ND	ND	ND
	August-14	EPA 8260B	0.53	1	---	---	---	---	---	---	---	ND	ND	ND	ND	ND
	November-14	EPA 8260B	0.53	1	---	---	---	---	---	---	---	ND	ND	ND	ND	ND
	March-15	EPA 8260B	0.53	1	---	---	---	---	---	---	---	ND	ND	ND	ND	ND
Styrene	January-10	--	--	--	--	--	--	--	--	--	--	--	--	--	--	--
MCL = 100	April-10	--	--	0.5	0.5 U	0.5 U	0.5 U	0.5 U	0.5 U	0.5 U	0.5 U	0.5 U	--	--	--	--
	July-10	--	--	0.5	0.5 U	0.5 U	0.5 UL	0.5 UL	0.5 U	0.5 U	0.5 U	0.5 UL	--	--	--	--
	November-10	--	--	0.5	0.5 U	0.5 U	0.5 U	0.5 U	0.5 U	0.5 U	0.5 U	0.5 U	--	--	--	--
	February-11	--	--	0.5	--	--	--	--	--	--	--	0.5 U	--	--	--	--
	May-11	--	--	0.5	--	--	--	--	--	--	--	0.5 U	--	--	--	--
	September-11	--	--	0.5	--	--	--	--	--	--	--	0.5 U	--	--	--	--
	December-11	--	--	0.5	--	--	--	--	--	--	--	0.5 U	--	--	--	--
	February-12	--	--	0.5	--	--	--	--	--	--	--	0.5 U	--	--	--	--
	April-12	8260	0.61	1	--	--	--	--	--	--	--	ND	ND	ND	ND	ND
	August-12	8260	0.61	1	--	--	--	--	--	--	--	ND	ND	ND	ND	ND
	November-12	8260	0.61	1	--	--	--	--	--	--	--	ND	ND	ND	ND	ND
	February-13	8260	0.61	1	--	--	--	--	--	--	--	ND	ND	ND	ND	ND
	May-13	8260	0.61	1	--	--	--	--	--	--	--	ND	ND	ND	ND	ND
	August-13	8260	0.61	1	--	--	--	--	--	--	--	ND	ND	ND	ND	ND
	December-13	8260	0.61	1	--	--	--	--	--	--	--	ND	ND	ND	ND	ND
	February-14	8260	0.61	1	--	--	--	--	--	--	--	ND	ND	ND	ND	ND
	May-14	8260	0.61	1	--	--	--	--	--	--	--	ND	ND	ND	ND	ND
	August-14	EPA 8260B	0.61	1	---	---	---	---	---	---	---	ND	ND	ND	ND	ND
	November-14	EPA 8260B	0.61	1	---	---	---	---	---	---	---	ND	ND	ND	ND	ND
	March-15	EPA 8260B	0.61	1	---	---	---	---	---	---	---	ND	ND	ND	ND	ND

TABLE 5

SUMMARY OF DETECTED VOLATILE ORGANIC COMPOUNDS
WETLAND SAMPLING LOCATIONS
KIM STAN LANDFILL

Analyte	Sample Collection Date	EPA Method	DL	QL	WOT-1	WOT-2	WOT-3	WOT-4	WOT-5	WOT-6	WOT-7	WOT-8	Field Blank	Equipment Blank	Trip Blank	Method Blank
Tetrachloroethene	January-10	--	--	--	--	--	--	--	--	--	--	--	--	--	--	--
MCL = 5	April-10	--	--	0.5	0.5 U	0.5 U	0.5 U	0.5 U	0.5 U	0.5 U	0.5 U	0.5 U	--	--	--	--
	July-10	--	--	0.5	0.5 U	0.5 U	0.5 UL	0.5 UL	0.5 U	0.5 U	0.5 U	0.5 UL	--	--	--	--
	November-10	--	--	0.5	0.5 U	0.5 U	0.5 U	0.5 U	0.5 U	0.5 U	0.5 U	0.5 U	--	--	--	--
	February-11	--	--	0.5	--	--	--	--	--	--	--	0.5 U	--	--	--	--
	May-11	--	--	0.5	--	--	--	--	--	--	--	0.5 U	--	--	--	--
	September-11	--	--	0.5	--	--	--	--	--	--	--	0.5 U	--	--	--	--
	December-11	--	--	0.5	--	--	--	--	--	--	--	0.5 U	--	--	--	--
	February-12	--	--	0.5	--	--	--	--	--	--	--	0.5 U	--	--	--	--
	April-12	8260	0.76	1	--	--	--	--	--	--	--	ND	ND	ND	ND	ND
	August-12	8260	0.76	1	--	--	--	--	--	--	--	ND	ND	ND	ND	ND
	November-12	8260	0.76	1	--	--	--	--	--	--	--	ND	ND	ND	ND	ND
	February-13	8260	0.76	1	--	--	--	--	--	--	--	ND	ND	ND	ND	ND
	May-13	8260	0.76	1	--	--	--	--	--	--	--	ND	ND	ND	ND	ND
	August-13	8260	0.76	1	--	--	--	--	--	--	--	ND	ND	ND	ND	ND
	December-13	8260	0.76	1	--	--	--	--	--	--	--	ND	ND	ND	ND	ND
	February-14	8260	0.76	1	--	--	--	--	--	--	--	ND	ND	ND	ND	ND
	May-14	8260	0.76	1	--	--	--	--	--	--	--	ND	ND	ND	ND	ND
	August-14	EPA 8260B	0.76	1	---	---	---	---	---	---	---	ND	ND	ND	ND	ND
	November-14	EPA 8260B	0.76	1	---	---	---	---	---	---	---	ND	ND	ND	ND	ND
	March-15	EPA 8260B	0.76	1	---	---	---	---	---	---	---	ND	ND	ND	ND	ND
Toluene	January-10	--	--	--	--	--	--	--	--	--	--	--	--	--	--	--
MCL = 1,000	April-10	--	--	0.5	12	1.2	0.5 U	0.5 U	0.5 U	0.5 U	0.5 U	0.5 U	--	--	--	--
	July-10	--	--	0.5	0.54	0.5 U	0.5 UL	0.5 UL	0.5 U	0.5 U	0.5 U	0.5 UL	--	--	--	--
	November-10	--	--	0.5	0.55	0.076 J	0.5 U	0.5 U	0.5 U	0.5 U	0.5 U	0.5 U	--	--	--	--
	February-11	--	--	0.5	--	--	--	--	--	--	--	0.5 U	--	--	--	--
	May-11	--	--	0.5	--	--	--	--	--	--	--	2.8 B	--	--	--	--
	September-11	--	--	0.5	--	--	--	--	--	--	--	0.5 U	--	--	--	--
	December-11	--	--	0.5	--	--	--	--	--	--	--	2.8 B	--	--	--	--
	February-12	--	--	0.5	--	--	--	--	--	--	--	0.5 U	--	--	--	--
	April-12	8260	0.72	1	--	--	--	--	--	--	--	ND	ND	ND	ND	ND
	August-12	8260	0.72	1	--	--	--	--	--	--	--	ND	ND	ND	ND	ND
	November-12	8260	0.72	1	--	--	--	--	--	--	--	ND	ND	ND	ND	ND
	February-13	8260	0.72	1	--	--	--	--	--	--	--	ND	ND	ND	ND	ND
	May-13	8260	0.72	1	--	--	--	--	--	--	--	ND	ND	ND	ND	ND
	August-13	8260	0.72	1	--	--	--	--	--	--	--	ND	ND	ND	ND	ND
	December-13	8260	0.72	1	--	--	--	--	--	--	--	ND	ND	ND	ND	ND
	February-14	8260	0.72	1	--	--	--	--	--	--	--	ND	ND	ND	ND	ND
	May-14	8260	0.72	1	--	--	--	--	--	--	--	ND	ND	ND	ND	ND
	August-14	EPA 8260B	0.72	1	---	---	---	---	---	---	---	ND	ND	ND	ND	ND
	November-14	EPA 8260B	0.72	1	---	---	---	---	---	---	---	ND	ND	ND	ND	ND
	March-15	EPA 8260B	0.72	1	---	---	---	---	---	---	---	ND	ND	ND	ND	ND
trans-1,3-Dichloropropene	January-10	--	--	--	--	--	--	--	--	--	--	--	--	--	--	--
No MCL	April-10	--	--	0.5	0.5 U	0.5 U	0.5 U	0.5 U	0.5 U	0.5 U	0.5 U	0.5 U	--	--	--	--
	July-10	--	--	0.5	0.5 U	0.5 U	0.5 UL	0.5 UL	0.5 U	0.5 U	0.5 U	0.5 UL	--	--	--	--
	November-10	--	--	0.5	0.5 U	0.5 U	0.5 U	0.5 U	0.5 U	0.5 U	0.5 U	0.5 U	--	--	--	--
	February-11	--	--	0.5	--	--	--	--	--	--	--	0.5 U	--	--	--	--
	May-11	--	--	0.5	--	--	--	--	--	--	--	0.5 U	--	--	--	--
	September-11	--	--	0.5	--	--	--	--	--	--	--	0.5 U	--	--	--	--
	December-11	--	--	0.5	--	--	--	--	--	--	--	0.5 U	--	--	--	--
	February-12	--	--	0.5	--	--	--	--	--	--	--	0.5 U	--	--	--	--
	April-12	8260	0.73	1	--	--	--	--	--	--	--	ND	ND	ND	ND	ND
	August-12	8260	0.73	1	--	--	--	--	--	--	--	ND	ND	ND	ND	ND
	November-12	8260	0.73	1	--	--	--	--	--	--	--	ND	ND	ND	ND	ND
	February-13	8260	0.73	1	--	--	--	--	--	--	--	ND	ND	ND	ND	ND
	May-13	8260	0.73	1	--	--	--	--	--	--	--	ND	ND	ND	ND	ND
	August-13	8260	0.73	1	--	--	--	--	--	--	--	ND	ND	ND	ND	ND
	December-13	8260	0.73	1	--	--	--	--	--	--	--	ND	ND	ND	ND	ND
	February-14	8260	0.73	1	--	--	--	--	--	--	--	ND	ND	ND	ND	ND
	May-14	8260	0.73	1	--	--	--	--	--	--	--	ND	ND	ND	ND	ND
	August-14	EPA 8260B	0.73	1	---	---	---	---	---	---	---	ND	ND	ND	ND	ND
	November-14	EPA 8260B	0.73	1	---	---	---	---	---	---	---	ND	ND	ND	ND	ND
	March-15	EPA 8260B	0.73	1	---	---	---	---	---	---	---	ND	ND	ND	ND	ND
Trichloroethene	January-10	--	--	--	--	--	--	--	--	--	--	--	--	--	--	--
MCL = 5	April-10	--	--	0.5	0.5 U	0.5 U	0.5 U	0.5 U	0.5 U	0.5 U	0.5 U	0.5 U	--	--	--	--
	July-10	--	--	0.5	0.5 U	0.5 U	0.5 UL	0.5 UL	0.5 U	0.5 U	0.5 U	0.5 UL	--	--	--	--
	November-10	--	--	0.5	0.5 U	0.5 U	0.5 U	0.5 U	0.5 U	0.5 U	0.5 U	0.5 U	--	--	--	--
	February-11	--	--	0.5	--	--	--	--	--	--	--	0.5 U	--	--	--	--
	May-11	--	--	0.5	--	--	--	--	--	--	--	0.5 U	--	--	--	--
	September-11	--	--	0.5	--	--	--	--	--	--	--	0.5 U	--	--	--	--
	December-11	--	--	0.5	--	--	--	--	--	--	--	0.5 U	--	--	--	--
	February-12	--	--	0.5	--	--	--	--	--	--	--	0.5 U	--	--	--	--
	April-12	8260	0.89	1	--	--	--	--	--	--	--	ND	ND	ND	ND	ND
	August-12	8260	0.89	1	--	--	--	--	--	--	--	ND	ND	ND	ND	ND
	November-12	8260	0.89	1	--	--	--	--	--	--	--	ND	ND	ND	ND	ND
	February-13	8260	0.89	1	--	--	--	--	--	--	--	ND	ND	ND	ND	ND
	May-13	8260	0.89	1	--	--	--	--	--	--	--	ND	ND	ND	ND	ND
	August-13	8260	0.89	1	--	--	--	--	--	--	--	ND	ND	ND	ND	ND
	December-13	8260	0.89	1	--	--	--	--	--	--	--	ND	ND	ND	ND	ND
	February-14	8260	0.89	1	--	--	--	--	--	--	--	ND	ND	ND	ND	ND
	May-14	8260	0.89	1	--	--	--	--	--	--	--	ND	ND	ND	ND	ND
	August-14	EPA 8260B	0.89	1	---	---	---	---	---	---	---	ND	ND	ND	ND	ND
	November-14	EPA 8260B	0.89	1	---	---	---	---	---	---	---	ND	ND	ND	ND	ND
	March-15	EPA 8260B	0.89	1	---	---	---	---	---	---	---	ND	ND	ND	ND	ND
Trichlorofluoromethane	January-10	--	--	--	--	--	--	--	--	--	--	--	--	--	--	--
No MCL	April-10	--	--	0.5	0.31 J	0.5 U	0.5 U	0.5 U	0.5 U	0.5 U	0.5 U	0.5 U	--	--	--	--
	July-10	--	--	0.5	0.5 U	0.5 U	0.5 UL	0.5 UL	0.5 U	0.5 U	0.5 U	0.5 UL	--	--	--	--
	November-10	--	--	0.5	0.5 U	0.5 U	0.5 U	0.5 U	0.5 UL	0.5 U	0.5 U	0.5 U	--	--	--	--
	February-11	--	--	0.5	--	--	--	--	--	--	--	0.5 U	--	--	--	--
	May-11	--	--	0.5	--	--	--	--	--	--	--	0.5 U	--	--	--	--
	September-11	--	--	0.5	--	--	--	--	--	--	--	0.5 U	--	--	--	--
	December-11	--	--	0.5	--	--	--	--	--	--	--	0.5 U	--	--	--	--
	February-12	--	--	0.5	--	--	--	--	--	--	--	0.5 U	--	--	--	--
	April-12	8260	0.94	1	--	--	--	--	--	--	--	ND	ND	ND	ND	ND
	August-12	8260	0.94	1	--	--	--	--	--	--	--	ND	ND	ND	ND	ND
	November-12	8260	0.94	1	--	--	--	--	--	--	--	ND	ND	ND	ND	ND
	February-13	8260	0.94	1	--	--	--	--	--	--	--	ND	ND	ND	ND	ND
	May-13	8260	0.94	1	--	--	--	--	--	--	--	ND	ND	ND	ND	ND
	August-13	8260	0.94	1	--	--	--	--	--	--	--	ND	ND	ND	ND	ND
	December-13	8260	0.94	1	--	--	--	--	--	--	--	ND	ND	ND	ND	ND
	February-14	8260	0.94	1	--	--	--	--	--	--	--	ND	ND	ND	ND	ND
	May-14	8260	0.94	1	--	--	--	--	--	--	--	ND	ND	ND	ND	ND
	August-14	EPA 8260B	0.94	1	---	---	---	---	---	---	---	ND	ND	ND	ND	ND
	November-14	EPA 8260B	0.94	1	---	---	---	---	---	---	---	ND	ND	ND	ND	ND
	March-15	EPA 8260B	0.94	1	---	---	---	---	---	---	---	ND	ND	ND	ND	ND

TABLE 5

SUMMARY OF DETECTED VOLATILE ORGANIC COMPOUNDS
WETLAND SAMPLING LOCATIONS
KIM STAN LANDFILL

Analyte	Sample Collection Date	EPA Method	DL	QL	WOT-1	WOT-2	WOT-3	WOT-4	WOT-5	WOT-6	WOT-7	WOT-8	Field Blank	Equipment Blank	Trip Blank	Method Blank
Vinyl Chloride	January-10	--	--	--	--	--	--	--	--	--	--	--	--	--	--	--
MCL = 2	April-10	--	--	0.5	1.3	0.74	0.5 U	0.5 U	0.5 U	0.5 U	0.5 U	0.5 U	--	--	--	--
	July-10	--	--	0.5	0.5 U	0.5 U	0.5 UL	0.5 UL	0.5 U	0.5 U	0.5 U	0.5 UL	--	--	--	--
	November-10	--	--	0.5	0.5 U	0.5 U	0.5 U	0.5 U	0.5 U	0.5 U	0.5 U	0.5 U	--	--	--	--
	February-11	--	--	0.5	--	--	--	--	--	--	--	0.5 U	--	--	--	--
	May-11	--	--	0.5	--	--	--	--	--	--	--	0.5 U	--	--	--	--
	September-11	--	--	0.5	--	--	--	--	--	--	--	0.5 U	--	--	--	--
	December-11	--	--	0.5	--	--	--	--	--	--	--	0.5 U	--	--	--	--
	February-12	--	--	0.5	--	--	--	--	--	--	--	0.5 U	--	--	--	--
	April-12	8260	0.71	1	--	--	--	--	--	--	--	ND	ND	ND	ND	ND
	August-12	8260	0.71	1	--	--	--	--	--	--	--	ND	ND	ND	ND	ND
	November-12	8260	0.71	1	--	--	--	--	--	--	--	ND	ND	ND	ND	ND
	February-13	8260	0.71	1	--	--	--	--	--	--	--	ND	ND	ND	ND	ND
	May-13	8260	0.71	1	--	--	--	--	--	--	--	ND	ND	ND	ND	ND
	August-13	8260	0.71	1	--	--	--	--	--	--	--	ND	ND	ND	ND	ND
	December-13	8260	0.71	1	--	--	--	--	--	--	--	ND	ND	ND	ND	ND
	February-14	8260	0.71	1	--	--	--	--	--	--	--	ND	ND	ND	ND	ND
	May-14	8260	0.71	1	--	--	--	--	--	--	--	ND	ND	ND	ND	ND
	August-14	EPA 8260B	0.71	1	---	---	---	---	---	---	---	ND	ND	ND	ND	ND
	November-14	EPA 8260B	0.71	1	---	---	---	---	---	---	---	ND	ND	ND	ND	ND
	March-15	EPA 8260B	0.71	1	---	---	---	---	---	---	---	ND	ND	ND	ND	ND
SVOCS																
2,4,5-Trichlorophenol	January-10	--	--	--	--	--	--	--	--	--	--	--	--	--	--	--
No MCL	April-10	--	--	5	5 U	5 U	5 U	5 U	5 U	5 U	5 U	5 U	--	--	--	--
	July-10	--	--	5	5 U	5 U	5 U	5 U	5 U	5 U	5 U	5 U	--	--	--	--
	November-10	--	--	5	5 U	0.37 J	5 U	5 U	5 U	5 U	5 U	5 U	--	--	--	--
	February-11	--	--	5	--	--	--	--	--	--	--	5 U	--	--	--	--
	May-11	--	--	5	--	--	--	--	--	--	--	5 U	--	--	--	--
	September-11	--	--	5	--	--	--	--	--	--	--	5 U	--	--	--	--
	December-11	--	--	5	--	--	--	--	--	--	--	5 U	--	--	--	--
	February-12	--	--	5	--	--	--	--	--	--	--	5 U	--	--	--	--
	April-12	8270	3.6	10	--	--	--	--	--	--	--	ND	--	ND	--	ND
	August-12	8270	3.6	10	--	--	--	--	--	--	--	ND	--	ND	--	ND
	November-12	8270	3.6	10	--	--	--	--	--	--	--	ND	--	ND	--	ND
	February-13	8270	3.6	10	--	--	--	--	--	--	--	ND	--	ND	--	ND
	May-13	8270	3.6	10	--	--	--	--	--	--	--	ND	--	ND	--	ND
	August-13	8270	3.6	10	--	--	--	--	--	--	--	ND	--	ND	--	ND
	December-13	8270	3.6	10	--	--	--	--	--	--	--	ND	--	ND	--	ND
	February-14	8270	3.9	10	--	--	--	--	--	--	--	ND	--	ND	--	ND
	May-14	8270	3.9	10	--	--	--	--	--	--	--	ND	--	ND	--	ND
	August-14	EPA 8270D	3.9	10	---	---	---	---	---	---	---	ND	---	ND	---	ND
	November-14	EPA 8270D	3.9	10	---	---	---	---	---	---	---	ND	---	ND	---	ND
	March-15	EPA 8270D	3.9	10	---	---	---	---	---	---	---	ND	---	ND	---	ND
2,4,6-Trichlorophenol	January-10	--	--	--	--	--	--	--	--	--	--	--	--	--	--	--
No MCL	April-10	--	--	5	5 U	5 U	5 U	5 U	5 U	5 U	5 U	5 U	--	--	--	--
	July-10	--	--	5	5 U	5 U	5 U	5 U	5 U	5 U	5 U	5 U	--	--	--	--
	November-10	--	--	5	5 U	0.23 J	5 U	5 U	5 U	5 U	5 U	5 U	--	--	--	--
	February-11	--	--	5	--	--	--	--	--	--	--	5 U	--	--	--	--
	May-11	--	--	5	--	--	--	--	--	--	--	5 U	--	--	--	--
	September-11	--	--	5	--	--	--	--	--	--	--	5 U	--	--	--	--
	December-11	--	--	5	--	--	--	--	--	--	--	5 U	--	--	--	--
	February-12	--	--	5	--	--	--	--	--	--	--	5 U	--	--	--	--
	April-12	8270	3.7	10	--	--	--	--	--	--	--	ND	--	ND	--	ND
	August-12	8270	3.7	10	--	--	--	--	--	--	--	ND	--	ND	--	ND
	November-12	8270	3.7	10	--	--	--	--	--	--	--	ND	--	ND	--	ND
	February-13	8270	3.7	10	--	--	--	--	--	--	--	ND	--	ND	--	ND
	May-13	8270	3.7	10	--	--	--	--	--	--	--	ND	--	ND	--	ND
	August-13	8270	3.7	10	--	--	--	--	--	--	--	ND	--	ND	--	ND
	December-13	8270	3.7	10	--	--	--	--	--	--	--	ND	--	ND	--	ND
	February-14	8270	6.4	10	--	--	--	--	--	--	--	ND	--	ND	--	ND
	May-14	8270	6.4	10	--	--	--	--	--	--	--	ND	--	ND	--	ND
	August-14	EPA 8270D	6.4	10	---	---	---	---	---	---	---	ND	---	ND	---	ND
	November-14	EPA 8270D	6.4	10	---	---	---	---	---	---	---	ND	---	ND	---	ND
	March-15	EPA 8270D	6.4	10	---	---	---	---	---	---	---	ND	---	ND	---	ND
2,4-Dimethylphenol	January-10	--	--	--	--	--	--	--	--	--	--	--	--	--	--	--
No MCL	April-10	--	--	5	5 U	5 U	5 U	5 U	5 U	5 U	5 U	5 U	--	--	--	--
	July-10	--	--	5	5 U	5 U	5 U	5 U	5 U	5 U	5 U	5 U	--	--	--	--
	November-10	--	--	5	0.33 J	0.41 J	5 U	5 U	5 U	5 U	5 U	5 U	--	--	--	--
	February-11	--	--	5	--	--	--	--	--	--	--	5 U	--	--	--	--
	May-11	--	--	5	--	--	--	--	--	--	--	5 U	--	--	--	--
	September-11	--	--	5	--	--	--	--	--	--	--	5 U	--	--	--	--
	December-11	--	--	5	--	--	--	--	--	--	--	5 U	--	--	--	--
	February-12	--	--	5	--	--	--	--	--	--	--	5 U	--	--	--	--
	April-12	8270	2.7	10	--	--	--	--	--	--	--	ND	--	ND	--	ND
	August-12	8270	2.7	10	--	--	--	--	--	--	--	ND	--	ND	--	ND
	November-12	8270	2.7	10	--	--	--	--	--	--	--	ND	--	ND	--	ND
	February-13	8270	2.7	10	--	--	--	--	--	--	--	ND	--	ND	--	ND
	May-13	8270	2.7	10	--	--	--	--	--	--	--	ND	--	ND	--	ND
	August-13	8270	2.7	10	--	--	--	--	--	--	--	ND	--	ND	--	ND
	December-13	8270	2.7	10	--	--	--	--	--	--	--	ND	--	ND	--	ND
	February-14	8270	6.4	10	--	--	--	--	--	--	--	ND	--	ND	--	ND
	May-14	8270	6.4	10	--	--	--	--	--	--	--	ND	--	ND	--	ND
	August-14	EPA 8270D	6.4	10	---	---	---	---	---	---	---	ND	---	ND	---	ND
	November-14	EPA 8270D	6.4	10	---	---	---	---	---	---	---	ND	---	ND	---	ND
	March-15	EPA 8270D	6.4	10	---	---	---	---	---	---	---	ND	---	ND	---	ND
2,4-Dinitrophenol	January-10	--	--	--	--	--	--	--	--	--	--	--	--	--	--	--
No MCL	April-10	--	--	10	10 U	10 U	10 U	10 U	10 UL	10 U	10 U	10 U	--	--	--	--
	July-10	--	--	10	10 U	10 U	10 U	10 U	10 U	10 U	10 U	10 U	--	--	--	--
	November-10	--	--	10	10 U	10 U	10 U	10 U	10 U	10 U	10 U	10 U	--	--	--	--
	February-11	--	--	10	--	--	--	--	--	--	--	10 U	--	--	--	--
	May-11	--	--	10	--	--	--	--	--	--	--	10 U	--	--	--	--
	September-11	--	--	10	--	--	--	--	--	--	--	10 R	--	--	--	--
	December-11	--	--	10	--	--	--	--	--	--	--	10 U	--	--	--	--
	February-12	--	--	10	--	--	--	--	--	--	--	10 U	--	--	--	--
	April-12	8270	5.2	10	--	--	--	--	--	--	--	ND	--	ND	--	ND
	August-12	8270	5.2	10	--	--	--	--	--	--	--	ND	--	ND	--	ND
	November-12	8270	5.2	10	--	--	--	--	--	--	--	ND	--	ND	--	ND
	February-13	8270	5.2	10	--	--	--	--	--	--	--	ND	--	ND	--	ND
	May-13	8270	5.2	10	--	--	--	--	--	--	--	ND	--	ND	--	ND
	August-13	8270	5.2	10	--	--	--	--	--	--	--	ND	--	ND	--	ND
	December-13	8270	5.2	10	--	--	--	--	--	--	--	ND	--	ND	--	ND
	February-14	8270	7.7	10	--	--	--	--	--	--	--	ND	--	ND	--	ND
	May-14	8270	7.7	10	--	--	--	--	--	--	--	ND	--	ND	--	ND
	August-14	EPA 8270D	7.7	10	---	---	---	---	---	---	---	ND	---	ND	---	ND
	November-14	EPA 8270D	7.7	10	---	---	---	---	---	---	---	ND	---	ND	---	ND
	March-15	EPA 8270D	7.7	10	---	---	---	---	---	---	---	ND	---	ND	---	ND

TABLE 5

SUMMARY OF DETECTED VOLATILE ORGANIC COMPOUNDS
WETLAND SAMPLING LOCATIONS
KIM STAN LANDFILL

Analyte	Sample Collection Date	EPA Method	DL	QL	WOT-1	WOT-2	WOT-3	WOT-4	WOT-5	WOT-6	WOT-7	WOT-8	Field Blank	Equipment Blank	Trip Blank	Method Blank
2-Methylphenol	January-10	--	--	--	--	--	--	--	--	--	--	--	--	--	--	--
No MCL	April-10	--	--	5	5 U	5 U	5 U	5 U	5 U	5 U	5 U	5 U	--	--	--	--
	July-10	--	--	5	5 U	5 U	5 U	5 U	5 U	5 U	5 U	5 U	--	--	--	--
	November-10	--	--	5	5 U	0.2 J	5 U	5 U	5 U	0.16 J	5 U	0.21 J	--	--	--	--
	February-11	--	--	5	--	--	--	--	--	--	--	5 U	--	--	--	--
	May-11	--	--	5	--	--	--	--	--	--	--	5 U	--	--	--	--
	September-11	--	--	5	--	--	--	--	--	--	--	5 U	--	--	--	--
	December-11	--	--	5	--	--	--	--	--	--	--	5 U	--	--	--	--
	February-12	--	--	5	--	--	--	--	--	--	--	5 U	--	--	--	--
	April-12	8270	2.3	10	--	--	--	--	--	--	--	ND	--	ND	--	ND
	August-12	8270	2.3	10	--	--	--	--	--	--	--	ND	--	ND	--	ND
	November-12	8270	2.3	10	--	--	--	--	--	--	--	ND	--	ND	--	ND
	February-13	8270	2.3	10	--	--	--	--	--	--	--	ND	--	ND	--	ND
	May-13	8270	2.3	10	--	--	--	--	--	--	--	ND	--	ND	--	ND
	August-13	8270	2.3	10	--	--	--	--	--	--	--	ND	--	ND	--	ND
	12/13/13/	8270	2.3	10	--	--	--	--	--	--	--	ND	--	ND	--	ND
	February-14	8270	3.5	10	--	--	--	--	--	--	--	ND	--	ND	--	ND
	May-14	8270	3.5	10	--	--	--	--	--	--	--	ND	--	ND	--	ND
	August-14	EPA 8270D	3.5	10	---	---	---	---	---	---	---	ND	---	ND	---	ND
	November-14	EPA 8270D	3.5	10	---	---	---	---	---	---	---	ND	---	ND	---	ND
	March-15	EPA 8270D	3.5	10	---	---	---	---	---	---	---	ND	---	ND	---	ND
2-Methylnaphthalene	January-10	--	--	--	--	--	--	--	--	--	--	--	--	--	--	--
No MCL	April-10	--	--	0.1	0.56	0.1 U	0.1 U	0.1 U	0.1 U	0.1 U	0.1 U	0.1 U	--	--	--	--
	July-10	--	--	0.1	0.4	0.1 U	0.1 U	0.1 U	0.1 U	0.1 U	0.1 U	0.1 U	--	--	--	--
	November-10	--	--	0.1	0.17	0.17	0.11	0.14	0.059 J	0.16	0.082 J	0.15	--	--	--	--
	February-11	--	--	5	--	--	--	--	--	--	--	5 U	--	--	--	--
	May-11	--	--	0.1	--	--	--	--	--	--	--	5 U	--	--	--	--
	September-11	--	--	0.1	--	--	--	--	--	--	--	5 U	--	--	--	--
	December-11	--	--	0.1	--	--	--	--	--	--	--	5 U	--	--	--	--
	February-12	--	--	0.1	--	--	--	--	--	--	--	5 U	--	--	--	--
	April-12	8270	0.046	0.1	--	--	--	--	--	--	--	ND	--	ND	--	ND
	August-12	8270	0.046	0.1	--	--	--	--	--	--	--	ND	--	ND	--	ND
	November-12	8270	0.046	0.1	--	--	--	--	--	--	--	ND	--	ND	--	ND
	February-13	8270	0.046	0.1	--	--	--	--	--	--	--	ND	--	ND	--	ND
	May-13	8270	0.046	0.1	--	--	--	--	--	--	--	0.057 J	--	ND	--	ND
	August-13	8270	0.046	0.1	--	--	--	--	--	--	--	ND	--	ND	--	ND
	December-13	8270	0.046	0.1	--	--	--	--	--	--	--	ND	--	ND	--	ND
	February-14	8270	0.044	0.1	--	--	--	--	--	--	--	ND	--	ND	--	ND
	May-14	82.7	0.044	0.1	--	--	--	--	--	--	--	ND	--	ND	--	ND
	August-14	EPA 8270D	0.044	0.1	---	---	---	---	---	---	---	ND	---	ND	---	ND
	November-14	EPA 8270D	0.044	0.1	---	---	---	---	---	---	---	ND	---	ND	---	ND
	March-15	EPA 8270D	0.044	0.1	---	---	---	---	---	---	---	ND	---	ND	---	ND
2-Nitroaniline	January-10	--	--	--	--	--	--	--	--	--	--	--	--	--	--	--
No MCL	April-10	--	--	10	10 U	10 U	10 U	10 U	10 UL	10 U	10 U	10 U	--	--	--	--
	July-10	--	--	10	10 U	10 U	10 U	10 U	10 U	10 U	10 U	10 U	--	--	--	--
	November-10	--	--	10	10 U	10 U	10 U	10 U	10 U	10 U	10 U	10 U	--	--	--	--
	February-11	--	--	10	--	--	--	--	--	--	--	10 U	--	--	--	--
	May-11	--	--	10	--	--	--	--	--	--	--	10 U	--	--	--	--
	September-11	--	--	10	--	--	--	--	--	--	--	10 U	--	--	--	--
	December-11	--	--	10	--	--	--	--	--	--	--	10 U	--	--	--	--
	February-12	--	--	10	--	--	--	--	--	--	--	10 U	--	--	--	--
	April-12	8270	2.8	10	--	--	--	--	--	--	--	ND	--	ND	--	ND
	August-12	8270	2.8	10	--	--	--	--	--	--	--	ND	--	ND	--	ND
	November-12	8270	2.8	10	--	--	--	--	--	--	--	ND	--	ND	--	ND
	February-13	8270	2.8	10	--	--	--	--	--	--	--	ND	--	ND	--	ND
	May-13	8270	2.8	10	--	--	--	--	--	--	--	ND	--	ND	--	ND
	August-13	8270	2.8	10	--	--	--	--	--	--	--	ND	--	ND	--	ND
	December-13	8270	2.8	10	--	--	--	--	--	--	--	ND	--	ND	--	ND
	February-14	8270	3.3	10	--	--	--	--	--	--	--	ND	--	ND	--	ND
	May-14	8270	3.3	10	--	--	--	--	--	--	--	ND	--	ND	--	ND
	August-14	EPA 8270D	3.3	10	---	---	---	---	---	---	---	ND	---	ND	---	ND
	November-14	EPA 8270D	3.3	10	---	---	---	---	---	---	---	ND	---	ND	---	ND
	March-15	EPA 8270D	3.3	10	---	---	---	---	---	---	---	ND	---	ND	---	ND
3,3'-Dichlorobenzidine	January-10	--	--	--	--	--	--	--	--	--	--	--	--	--	--	--
No MCL	April-10	--	--	5	5 U	5 U	5 U	5 U	5 U	5 U	5 U	5 U	--	--	--	--
	July-10	--	--	5	5 U	5 U	5 U	5 U	5 U	5 U	5 U	5 U	--	--	--	--
	November-10	--	--	5	5 U	5 U	5 U	5 U	5 R	5 U	5 U	5 U	--	--	--	--
	February-11	--	--	5	--	--	--	--	--	--	--	5 U	--	--	--	--
	May-11	--	--	5	--	--	--	--	--	--	--	5 U	--	--	--	--
	September-11	--	--	5	--	--	--	--	--	--	--	5 U	--	--	--	--
	December-11	--	--	5	--	--	--	--	--	--	--	5 U	--	--	--	--
	February-12	--	--	5	--	--	--	--	--	--	--	5 U	--	--	--	--
	April-12	8270	3.2	10	--	--	--	--	--	--	--	ND	--	ND	--	ND
	August-12	8270	3.2	10	--	--	--	--	--	--	--	ND	--	ND	--	ND
	November-12	8270	3.2	10	--	--	--	--	--	--	--	ND	--	ND	--	ND
	February-13	8270	3.2	10	--	--	--	--	--	--	--	ND	--	ND	--	ND
	May-13	8270	3.2	10	--	--	--	--	--	--	--	ND	--	ND	--	ND
	August-13	8270	3.2	10	--	--	--	--	--	--	--	ND	--	ND	--	ND
	December-13	8270	3.2	10	--	--	--	--	--	--	--	ND	--	ND	--	ND
	February-14	8270	3.3	10	--	--	--	--	--	--	--	ND	--	ND	--	ND
	May-14	8270	3.3	10	--	--	--	--	--	--	--	ND	--	ND	--	ND
	August-14	EPA 8270D	3.3	10	---	---	---	---	---	---	---	ND	---	ND	---	ND
	November-14	EPA 8270D	3.3	10	---	---	---	---	---	---	---	ND	---	ND	---	ND
	March-15	EPA 8270D	3.3	10	---	---	---	---	---	---	---	ND	---	ND	---	ND
3-Nitroaniline	January-10	--	--	--	--	--	--	--	--	--	--	--	--	--	--	--
No MCL	April-10	--	--	10	10 U	10 U	10 U	10 U	10 UL	10 U	10 U	10 U	--	--	--	--
	July-10	--	--	10	10 U	10 U	10 U	10 U	10 U	10 U	10 U	10 U	--	--	--	--
	November-10	--	--	10	10 U	10 U	10 U	10 U	10 U	10 U	10 U	10 U	--	--	--	--
	February-11	--	--	10	--	--	--	--	--	--	--	10 U	--	--	--	--
	May-11	--	--	10	--	--	--	--	--	--	--	10 U	--	--	--	--
	September-11	--	--	10	--	--	--	--	--	--	--	10 U	--	--	--	--
	December-11	--	--	10	--	--	--	--	--	--	--	10 U	--	--	--	--
	February-12	--	--	10	--	--	--	--	--	--	--	10 U	--	--	--	--
	April-12	8270	2.8	10	--	--	--	--	--	--	--	ND	--	ND	--	ND
	August-12	8270	2.8	10	--	--	--	--	--	--	--	ND	--	ND	--	ND
	November-12	8270	2.8	10	--	--	--	--	--	--	--	ND	--	ND	--	ND
	February-13	8270	2.8	10	--	--	--	--	--	--	--	ND	--	ND	--	ND
	May-13	8270	2.8	10	--	--	--	--	--	--	--	ND	--	ND	--	ND
	August-13	8270	2.8	10	--	--	--	--	--	--	--	ND	--	ND	--	ND
	December-13	8270	2.8	10	--	--	--	--	--	--	--	ND	--	ND	--	ND
	February-14	8270	3.3	10	---	--	--	--	--	--	--	ND	--	ND	--	ND
	May-14	8270	3.3	10		--	--	--	--	--	--	ND	--	ND	--	ND
	August-14	EPA 8270D	3.3	10	---	---	---	---	---	---	---	ND	---	ND	---	ND
	November-14	EPA 8270D	3.3	10	---	---	---	---	---	---	---	ND	---	ND	---	ND
	March-15	EPA 8270D	3.3	10	---	---	---	---	---	---	---	ND	---	ND	---	ND

TABLE 5

SUMMARY OF DETECTED VOLATILE ORGANIC COMPOUNDS
WETLAND SAMPLING LOCATIONS
KIM STAN LANDFILL

Analyte	Sample Collection Date	EPA Method	DL	QL	WOT-1	WOT-2	WOT-3	WOT-4	WOT-5	WOT-6	WOT-7	WOT-8	Field Blank	Equipment Blank	Trip Blank	Method Blank
4-Chloro-3-methylphenol	January-10	--	--	--	--	--	--	--	--	--	--	--	--	--	--	--
No MCL	April-10	--	--	5	5 U	5 U	5 U	5 U	5 U	5 U	5 U	5 U	--	--	--	--
	July-10	--	--	5	5 U	5 U	5 U	5 U	5 U	5 U	5 U	5 U	--	--	--	--
	November-10	--	--	5	5 U	0.51 J	5 U	5 U	5 U	5 U	5 U	5 U	--	--	--	--
	February-11	--	--	5	--	--	--	--	--	--	--	5 U	--	--	--	--
	May-11	--	--	5	--	--	--	--	--	--	--	5 U	--	--	--	--
	September-11	--	--	5	--	--	--	--	--	--	--	5 U	--	--	--	--
	December-11	--	--	5	--	--	--	--	--	--	--	5 U	--	--	--	--
	February-12	--	--	5	--	--	--	--	--	--	--	5 U	--	--	--	--
	April-12	8270	2.6	10	--	--	--	--	--	--	--	ND	--	ND	--	ND
	August-12	8270	2.6	10	--	--	--	--	--	--	--	ND	--	ND	--	ND
	November-12	8270	2.6	10	--	--	--	--	--	--	--	ND	--	ND	--	ND
	February-13	8270	2.6	10	--	--	--	--	--	--	--	ND	--	ND	--	ND
	May-13	8270	2.6	10	--	--	--	--	--	--	--	ND	--	ND	--	ND
	August-13	8270	2.6	10	--	--	--	--	--	--	--	ND	--	ND	--	ND
	December-13	8270	2.6	10	--	--	--	--	--	--	--	ND	--	ND	--	ND
	February-14	8270	7.3	10	--	--	--	--	--	--	--	ND	--	ND	--	ND
	May-14	8270	7.3	10	--	--	--	--	--	--	--	ND	--	ND	--	ND
	August-14	EPA 8270D	7.3	10	---	---	---	---	---	---	---	ND	---	ND	---	ND
	November-14	EPA 8270D	7.3	10	---	---	---	---	---	---	---	ND	---	ND	---	ND
	March-15	EPA 8270D	7.3	10	---	---	---	---	---	---	---	ND	---	ND	---	ND
4-Chloroaniline	January-10	--	--	--	--	--	--	--	--	--	--	--	--	--	--	--
No MCL	April-10	--	--	5	5 U	5 U	5 U	5 U	5 U	5 U	5 U	5 U	--	--	--	--
	July-10	--	--	5	5 U	5 U	5 U	5 U	5 U	5 U	5 U	5 U	--	--	--	--
	November-10	--	--	5	5 U	5 U	5 U	5 U	5 R	5 U	5 U	5 U	--	--	--	--
	February-11	--	--	5	--	--	--	--	--	--	--	5 U	--	--	--	--
	May-11	--	--	5	--	--	--	--	--	--	--	5 U	--	--	--	--
	September-11	--	--	5	--	--	--	--	--	--	--	5 U	--	--	--	--
	December-11	--	--	5	--	--	--	--	--	--	--	5 U	--	--	--	--
	February-12	--	--	5	--	--	--	--	--	--	--	5 U	--	--	--	--
	April-12	8270	2.7	10	--	--	--	--	--	--	--	ND	--	ND	--	ND
	August-12	8270	2.7	10	--	--	--	--	--	--	--	ND	--	ND	--	ND
	November-12	8270	2.7	10	--	--	--	--	--	--	--	ND	--	ND	--	ND
	February-13	8270	2.7	10	--	--	--	--	--	--	--	ND	--	ND	--	ND
	May-13	8270	2.7	10	--	--	--	--	--	--	--	ND	--	ND	--	ND
	August-13	8270	2.7	10	--	--	--	--	--	--	--	ND	--	ND	--	ND
	December-13	8270	2.7	10	--	--	--	--	--	--	--	ND	--	ND	--	ND
	February-14	8270	4.3	10	--	--	--	--	--	--	--	ND	--	ND	--	ND
	May-14	8270	4.3	10	--	--	--	--	--	--	--	ND	--	ND	--	ND
	August-14	EPA 8270D	4.3	10	---	---	---	---	---	---	---	ND	---	ND	---	ND
	November-14	EPA 8270D	4.3	10	---	---	---	---	---	---	---	ND	---	ND	---	ND
	March-15	EPA 8270D	4.3	10	---	---	---	---	---	---	---	ND	---	ND	---	ND
3 & 4-Methylphenol	January-10	--	--	--	--	--	--	--	--	--	--	--	--	--	--	--
No MCL	April-10	--	--	5	4.4 J	5 U	5 U	5 U	5 U	5 U	5 U	5 U	--	--	--	--
	July-10	--	--	5	5 U	5 U	5 U	5 U	5 U	5 U	5 U	5 U	--	--	--	--
	November-10	--	--	5	0.18 J	0.32 J	0.4 J	0.38 J	0.29 J	0.36 J	0.22 J	0.35 J	--	--	--	--
	February-11	--	--	5	--	--	--	--	--	--	--	5 U	--	--	--	--
	May-11	--	--	5	--	--	--	--	--	--	--	5 U	--	--	--	--
	September-11	--	--	5	--	--	--	--	--	--	--	5 U	--	--	--	--
	December-11	--	--	5	--	--	--	--	--	--	--	5 U	--	--	--	--
	February-12	--	--	5	--	--	--	--	--	--	--	5 U	--	--	--	--
	November-12	8270	4.5	10	--	--	--	--	--	--	--	ND	--	ND	--	ND
	February-13	8270	4.5	10	--	--	--	--	--	--	--	ND	--	ND	--	ND
	May-13	8270	4.5	10	--	--	--	--	--	--	--	ND	--	ND	--	ND
	August-13	8270	4.5	10	--	--	--	--	--	--	--	ND	--	ND	--	ND
	December-13	8270	4.5	10	--	--	--	--	--	--	--	ND	--	ND	--	ND
	February-14	8270	8.2	10	--	--	--	--	--	--	--	ND	--	ND	--	ND
	May-14	8270	8.2	10	--	--	--	--	--	--	--	ND	--	ND	--	ND
	August-14	EPA 8270D	8.2	10	---	---	---	---	---	---	---	ND	---	ND	---	ND
	November-14	EPA 8270D	8.2	10	---	---	---	---	---	---	---	ND	---	ND	---	ND
	March-15	EPA 8270D	8.2	10	---	---	---	---	---	---	---	ND	---	ND	---	ND
4-Nitroaniline	January-10	--	--	--	--	--	--	--	--	--	--	--	--	--	--	--
No MCL	April-10	--	--	10	10 U	10 U	10 U	10 U	10 UL	10 U	10 U	10 U	--	--	--	--
	July-10	--	--	10	10 U	10 U	10 U	10 U	10 U	10 U	10 U	10 U	--	--	--	--
	November-10	--	--	10	10 U	10 U	10 U	10 U	10 U	10 U	10 U	10 U	--	--	--	--
	February-11	--	--	10	--	--	--	--	--	--	--	10 U	--	--	--	--
	May-11	--	--	10	--	--	--	--	--	--	--	10 U	--	--	--	--
	September-11	--	--	10	--	--	--	--	--	--	--	10 U	--	--	--	--
	December-11	--	--	10	--	--	--	--	--	--	--	10 U	--	--	--	--
	February-12	--	--	10	--	--	--	--	--	--	--	10 U	--	--	--	--
	April-12	8270	0.27	10	--	--	--	--	--	--	--	ND	--	ND	--	ND
	August-12	8270	0.27	10	--	--	--	--	--	--	--	ND	--	ND	--	ND
	November-12	8270	0.27	10	--	--	--	--	--	--	--	ND	--	ND	--	ND
	February-13	8270	0.27	10	--	--	--	--	--	--	--	ND	--	ND	--	ND
	May-13	8270	0.27	10	--	--	--	--	--	--	--	ND	--	ND	--	ND
	August-13	8270	0.27	10	--	--	--	--	--	--	--	ND	--	ND	--	ND
	December-13	8270	0.27	10	--	--	--	--	--	--	--	ND	--	ND	--	ND
	February-14	8270	3.2	10	--	--	--	--	--	--	--	ND	--	ND	--	ND
	May-14	8270	3.2	10	--	--	--	--	--	--	--	ND	--	ND	--	ND
	August-14	EPA 8270D	3.2	10	---	---	---	---	---	---	---	ND	---	ND	---	ND
	November-14	EPA 8270D	3.2	10	---	---	---	---	---	---	---	ND	---	ND	---	ND
	March-15	EPA 8270D	3.2	10	---	---	---	---	---	---	---	ND	---	ND	---	ND
4-Nitrophenol	January-10	--	--	--	--	--	--	--	--	--	--	--	--	--	--	--
No MCL	April-10	--	--	10	10 U	10 U	10 U	10 U	10 UL	10 U	10 U	10 U	--	--	--	--
	July-10	--	--	10	10 U	10 U	10 U	10 U	10 U	10 U	10 U	10 U	--	--	--	--
	November-10	--	--	10	10 U	10 U	10 U	10 U	10 U	10 U	10 U	10 U	--	--	--	--
	February-11	--	--	10	--	--	--	--	--	--	--	10 U	--	--	--	--
	May-11	--	--	10	--	--	--	--	--	--	--	10 U	--	--	--	--
	September-11	--	--	10	--	--	--	--	--	--	--	10 U	--	--	--	--
	December-11	--	--	10	--	--	--	--	--	--	--	10 U	--	--	--	--
	February-12	--	--	10	--	--	--	--	--	--	--	10 U	--	--	--	--
	April-12	8270	2.3	10	--	--	--	--	--	--	--	ND	--	ND	--	ND
	August-12	8270	2.3	10	--	--	--	--	--	--	--	ND	--	ND	--	ND
	November-12	8270	2.3	10	--	--	--	--	--	--	--	ND	--	ND	--	ND
	February-13	8270	2.3	10	--	--	--	--	--	--	--	ND	--	ND	--	ND
	May-13	8270	2.3	10	--	--	--	--	--	--	--	ND	--	ND	--	ND
	August-13	8270	2.3	10	--	--	--	--	--	--	--	ND	--	ND	--	ND
	December-13	8270	2.3	10	--	--	--	--	--	--	--	ND	--	ND	--	ND
	February-14	8270	7.9	10	--	--	--	--	--	--	--	ND	--	ND	--	ND
	May-14	8270	7.9	10	--	--	--	--	--	--	--	ND	--	ND	--	ND
	August-14	EPA 8270D	7.9	10	---	---	---	---	---	---	---	ND	---	ND	---	ND
	November-14	EPA 8270D	7.9	10	---	---	---	---	---	---	---	ND	---	ND	---	ND
	March-15	EPA 8270D	7.9	10	---	---	---	---	---	---	---	ND	---	ND	---	ND

TABLE 5

SUMMARY OF DETECTED VOLATILE ORGANIC COMPOUNDS
WETLAND SAMPLING LOCATIONS
KIM STAN LANDFILL

Analyte	Sample Collection Date	EPA Method	DL	QL	WOT-1	WOT-2	WOT-3	WOT-4	WOT-5	WOT-6	WOT-7	WOT-8	Field Blank	Equipment Blank	Trip Blank	Method Blank
Acenaphthene	January-10	--	--	--	--	--	--	--	--	--	--	--	--	--	--	--
No MCL	April-10	--	--	0.1	0.18	0.1 U	0.1 U	0.1 U	0.1 U	0.1 U	0.1 U	0.1 U	--	--	--	--
	July-10	--	--	0.1	0.1 U	0.1 U	0.1 U	0.1 U	0.1 U	0.1 U	0.1 U	0.1 U	--	--	--	--
	November-10	--	--	0.1	0.13	0.13	0.031 J	0.038 J	0.1 U	0.048 J	0.043 J	0.068 J	--	--	--	--
	February-11	--	--	5	--	--	--	--	--	--	--	5 U	--	--	--	--
	May-11	--	--	0.1	--	--	--	--	--	--	--	5 U	--	--	--	--
	September-11	--	--	0.1	--	--	--	--	--	--	--	5 U	--	--	--	--
	December-11	--	--	0.1	--	--	--	--	--	--	--	5 U	--	--	--	--
	February-12	--	--	0.1	--	--	--	--	--	--	--	5 U	--	--	--	--
	April-12	8270	0.049	0.1	--	--	--	--	--	--	--	ND	--	ND	--	ND
	August-12	8270	0.049	0.1	--	--	--	--	--	--	--	ND	--	ND	--	ND
	November-12	8270	0.049	0.1	--	--	--	--	--	--	--	ND	--	ND	--	ND
	February-13	8270	0.049	0.1	--	--	--	--	--	--	--	ND	--	ND	--	ND
	May-13	8270	0.049	0.1	--	--	--	--	--	--	--	ND	--	ND	--	ND
	August-13	8270	0.049	0.1	--	--	--	--	--	--	--	ND	--	ND	--	ND
	December-13	8270	0.049	0.1	--	--	--	--	--	--	--	ND	--	ND	--	ND
	February-14	8270	0.037	0.1	--	--	--	--	--	--	--	ND	--	ND	--	ND
	May-14	8270	0.037	0.1	--	--	--	--	--	--	--	ND	--	ND	--	ND
	August-14	EPA 8270D	0.037	0.1	---	---	---	---	---	---	---	ND	---	ND	---	ND
	November-14	EPA 8270D	0.037	0.1	---	---	---	---	---	---	---	ND	---	ND	---	ND
	March-15	EPA 8270D	0.037	0.1	---	---	---	---	---	---	---	ND	---	ND	---	ND
Acenaphthylene	January-10	--	--	--	--	--	--	--	--	--	--	--	--	--	--	--
No MCL	April-10	--	--	0.1	0.1 U	0.1 U	0.1 U	0.1 U	0.1 U	0.1 U	0.1 U	0.1 U	--	--	--	--
	July-10	--	--	0.1	0.1 U	0.1 U	0.1 U	0.1 U	0.1 U	0.1 U	0.1 U	0.1 U	--	--	--	--
	November-10	--	--	0.1	0.026 J	0.091 J	0.032 J	0.037 J	0.1 U	0.049 J	0.021 J	0.055 J	--	--	--	--
	February-11	--	--	5	--	--	--	--	--	--	--	5 U	--	--	--	--
	May-11	--	--	0.1	--	--	--	--	--	--	--	5 U	--	--	--	--
	September-11	--	--	0.1	--	--	--	--	--	--	--	5 U	--	--	--	--
	December-11	--	--	0.1	--	--	--	--	--	--	--	5 U	--	--	--	--
	February-12	--	--	0.1	--	--	--	--	--	--	--	5 U	--	--	--	--
	April-12	8270	0.052	0.1	--	--	--	--	--	--	--	ND	--	ND	--	ND
	August-12	8270	0.052	0.1	--	--	--	--	--	--	--	ND	--	ND	--	ND
	November-12	8270	0.052	0.1	--	--	--	--	--	--	--	ND	--	ND	--	ND
	February-13	8270	0.052	0.1	--	--	--	--	--	--	--	ND	--	ND	--	ND
	May-13	8270	0.052	0.1	--	--	--	--	--	--	--	ND	--	ND	--	ND
	August-13	8270	0.052	0.1	--	--	--	--	--	--	--	ND	--	ND	--	ND
	December-13	8270	0.052	0.1	--	--	--	--	--	--	--	ND	--	ND	--	ND
	February-14	8270	0.036	0.1	--	--	--	--	--	--	--	ND	--	ND	--	ND
	May-14	8270	0.036	0.1	--	--	--	--	--	--	--	ND	--	ND	--	ND
	August-14	EPA 8270D	0.036	0.1	---	---	---	---	---	---	---	ND	---	ND	---	ND
	November-14	EPA 8270D	0.036	0.1	---	---	---	---	---	---	---	ND	---	ND	---	ND
	March-15	EPA 8270D	0.036	0.1	---	---	---	---	---	---	---	ND	---	ND	---	ND
Acetophenone	January-10	--	--	--	--	--	--	--	--	--	--	--	--	--	--	--
No MCL	April-10	--	--	5	5 U	5 U	5 U	5 U	5 U	5 U	5 U	5 U	--	--	--	--
	July-10	--	--	5	5 U	5 U	5 U	5 U	5 U	5 U	5 U	5 U	--	--	--	--
	November-10	--	--	5	1.7 J	1.5 J	1.5 J	1.7 J	1.7 J	2.3 J	1.9 J	1.2 J	--	--	--	--
	February-11	--	--	5	--	--	--	--	--	--	--	5 U	--	--	--	--
	May-11	--	--	5	--	--	--	--	--	--	--	5 U	--	--	--	--
	September-11	--	--	5	--	--	--	--	--	--	--	5 U	--	--	--	--
	December-11	--	--	5	--	--	--	--	--	--	--	5 U	--	--	--	--
	February-12	--	--	5	--	--	--	--	--	--	--	0.51 J	--	--	--	--
	April-12	8270	3	10	--	--	--	--	--	--	--	ND	--	ND	--	ND
	August-12	8270	3	10	--	--	--	--	--	--	--	ND	--	ND	--	ND
	November-12	8270	3	10	--	--	--	--	--	--	--	ND	--	ND	--	ND
	February-13	8270	3	10	--	--	--	--	--	--	--	ND	--	ND	--	ND
	May-13	8270	3	10	--	--	--	--	--	--	--	ND	--	ND	--	ND
	August-13	8270	3	10	--	--	--	--	--	--	--	ND	--	ND	--	ND
	December-13	8270	3	10	--	--	--	--	--	--	--	ND	--	ND	--	ND
	February-14	8270	3.8	10	--	--	--	--	--	--	--	ND	--	ND	--	ND
	May-14	8270	3.8	10	--	--	--	--	--	--	--	ND	--	ND	--	ND
	August-14	EPA 8270D	3.8	10	---	---	---	---	---	---	---	ND	---	ND	---	ND
	November-14	EPA 8270D	3.8	10	---	---	---	---	---	---	---	ND	---	ND	---	ND
	March-15	EPA 8270D	3.8	10	---	---	---	---	---	---	---	ND	---	ND	---	ND
Anthracene	January-10	--	--	--	--	--	--	--	--	--	--	--	--	--	--	--
No MCL	April-10	--	--	0.1	0.1 U	0.1 U	0.1 U	0.1 U	0.1 U	0.1 U	0.1 U	0.1 U	--	--	--	--
	July-10	--	--	0.1	0.1 U	0.1 U	0.1 U	0.1 U	0.1 U	0.1 U	0.1 U	0.1 U	--	--	--	--
	November-10	--	--	0.1	0.035 J	0.063 J	0.028 J	0.023 J	0.1 U	0.032 J	0.075 J	0.037 J	--	--	--	--
	February-11	--	--	5	--	--	--	--	--	--	--	5 U	--	--	--	--
	May-11	--	--	0.1	--	--	--	--	--	--	--	5 U	--	--	--	--
	September-11	--	--	0.1	--	--	--	--	--	--	--	5 U	--	--	--	--
	December-11	--	--	0.1	--	--	--	--	--	--	--	5 U	--	--	--	--
	February-12	--	--	0.1	--	--	--	--	--	--	--	5 U	--	--	--	--
	April-12	8270	0.044	0.1	--	--	--	--	--	--	--	ND	--	ND	--	ND
	August-12	8270	0.044	0.1	--	--	--	--	--	--	--	ND	--	ND	--	ND
	November-12	8270	0.044	0.1	--	--	--	--	--	--	--	ND	--	ND	--	ND
	February-13	8270	0.044	0.1	--	--	--	--	--	--	--	ND	--	ND	--	ND
	May-13	8270	0.044	0.1	--	--	--	--	--	--	--	0.057 J	--	ND	--	ND
	August-13	8270	0.044	0.1	--	--	--	--	--	--	--	ND	--	ND	--	ND
	December-13	8270	0.044	0.1	--	--	--	--	--	--	--	ND	--	ND	--	ND
	February-14	8270	0.036	0.1	---	---	---	---	---	---	---	ND	---	ND	---	ND
	May-14	8270	0.036	0.1	---	---	---	---	---	---	---	ND	---	ND	---	ND
	August-14	EPA 8270D	0.036	0.1	---	---	---	---	---	---	---	0.040 J	---	ND	---	ND
	November-14	EPA 8270D	0.036	0.1	---	---	---	---	---	---	---	ND	---	ND	---	ND
	March-15	EPA 8270D	0.036	0.1	---	---	---	---	---	---	---	ND	---	ND	---	ND
Benzo(a)anthracene	January-10	--	--	--	--	--	--	--	--	--	--	--	--	--	--	--
No MCL	April-10	--	--	0.1	0.1 U	0.1 U	0.1 U	0.1 U	0.1 U	0.1 U	0.1 U	0.1 U	--	--	--	--
	July-10	--	--	0.1	0.1 U	0.1 U	0.1 U	0.1 U	0.1 U	0.1 U	0.1 U	0.1 U	--	--	--	--
	November-10	--	--	0.1	0.1 U	0.1 U	0.1 U	0.1 U	0.1 U	0.1 U	0.077 J	0.1 U	--	--	--	--
	February-11	--	--	5	--	--	--	--	--	--	--	5 U	--	--	--	--
	May-11	--	--	0.1	--	--	--	--	--	--	--	5 U	--	--	--	--
	September-11	--	--	0.1	--	--	--	--	--	--	--	5 U	--	--	--	--
	December-11	--	--	0.1	--	--	--	--	--	--	--	5 U	--	--	--	--
	February-12	--	--	0.1	--	--	--	--	--	--	--	5 U	--	--	--	--
	April-12	8270	0.049	0.1	--	--	--	--	--	--	--	ND	--	ND	--	ND
	August-12	8270	0.049	0.1	--	--	--	--	--	--	--	ND	--	ND	--	ND
	November-12	8270	0.049	0.1	--	--	--	--	--	--	--	ND	--	ND	--	ND
	February-13	8270	0.049	0.1	--	--	--	--	--	--	--	ND	--	ND	--	ND
	May-13	8270	0.049	0.1	--	--	--	--	--	--	--	0.063 J	--	ND	--	ND
	August-13	8270	0.049	0.1	--	--	--	--	--	--	--	ND	--	ND	--	ND
	December-13	8270	0.049	0.1	--	--	--	--	--	--	--	ND	--	ND	--	ND
	February-14	8270	0.037	0.1	---	---	---	---	---	---	---	ND	---	ND	---	ND
	May-14	8270	0.037	0.1	---	---	---	---	---	---	---	0.074 J	---	ND	---	ND
	August-14	EPA 8270D	0.037	0.1	---	---	---	---	---	---	---	0.091 J	---	0.08 J	---	ND
	November-14	EPA 8270D	0.037	0.1	---	---	---	---	---	---	---	ND	---	ND	---	ND
	March-15	EPA 8270D	0.037	0.1	---	---	---	---	---	---	---	ND	---	ND	---	ND

TABLE 5

SUMMARY OF DETECTED VOLATILE ORGANIC COMPOUNDS
WETLAND SAMPLING LOCATIONS
KIM STAN LANDFILL

Analyte	Sample Collection Date	EPA Method	DL	QL	WOT-1	WOT-2	WOT-3	WOT-4	WOT-5	WOT-6	WOT-7	WOT-8	Field Blank	Equipment Blank	Trip Blank	Method Blank
Benzo(a)pyrene	January-10	--	--	--	--	--	--	--	--	--	--	--	--	--	--	--
MCL = 0.2	April-10	--	--	0.1	0.1 U	0.1 U	0.1 U	0.1 U	0.1 U	0.1 U	0.1 U	0.1 U	--	--	--	--
	July-10	--	--	0.1	0.1 U	0.1 U	0.1 U	0.1 U	0.1 U	0.1 U	0.1 U	0.1 U	--	--	--	--
	November-10	--	--	0.1	0.1 U	0.1 U	0.1 U	0.1 U	0.1 U	0.1 U	0.057 J	0.1 U	--	--	--	--
	February-11	--	--	5	--	--	--	--	--	--	--	5 U	--	--	--	--
	May-11	--	--	0.1	--	--	--	--	--	--	--	5 U	--	--	--	--
	September-11	--	--	0.1	--	--	--	--	--	--	--	5 U	--	--	--	--
	December-11	--	--	0.1	--	--	--	--	--	--	--	5 U	--	--	--	--
	February-12	--	--	0.1	--	--	--	--	--	--	--	5 U	--	--	--	--
	April-12	8270	0.058	0.1	--	--	--	--	--	--	--	ND	--	ND	--	ND
	August-12	8270	0.058	0.1	--	--	--	--	--	--	--	ND	--	ND	--	ND
	November-12	8270	0.058	0.1	--	--	--	--	--	--	--	ND	--	ND	--	ND
	February-13	8270	0.058	0.1	--	--	--	--	--	--	--	ND	--	ND	--	ND
	May-13	8270	0.058	0.1	--	--	--	--	--	--	--	0.057 J	--	ND	--	ND
	August-13	8270	0.058	0.1	--	--	--	--	--	--	--	ND	--	ND	--	ND
	December-13	8270	0.058	0.1	--	--	--	--	--	--	--	ND	--	ND	--	ND
	February-14	8270	0.043	0.1	---	---	---	---	---	---	---	ND	---	ND	---	ND
	May-14	8270	0.043	0.1	---	---	---	---	---	---	---	ND	---	ND	---	ND
	August-14	EPA 8270D	0.043	0.1	---	---	---	---	---	---	---	ND	---	ND	---	ND
	November-14	EPA 8270D	0.043	0.1	---	---	---	---	---	---	---	ND	---	ND	---	ND
	March-15	EPA 8270D	0.043	0.1	---	---	---	---	---	---	---	ND	---	ND	---	ND
Benzo(b)fluoranthene	January-10	--	--	--	--	--	--	--	--	--	--	--	--	--	--	--
No MCL	April-10	--	--	0.1	0.1 U	0.1 U	0.1 U	0.1 U	0.1 U	0.1 U	0.1 U	0.1 U	--	--	--	--
	July-10	--	--	0.1	0.1 U	0.1 U	0.1 U	0.1 U	0.1 U	0.1 U	0.1 U	0.1 U	--	--	--	--
	November-10	--	--	0.1	0.1 U	0.1 U	0.1 U	0.1 U	0.1 U	0.1 U	0.064 J	0.1 U	--	--	--	--
	February-11	--	--	5	--	--	--	--	--	--	--	5 U	--	--	--	--
	May-11	--	--	0.1	--	--	--	--	--	--	--	5 U	--	--	--	--
	September-11	--	--	0.1	--	--	--	--	--	--	--	5 U	--	--	--	--
	December-11	--	--	0.1	--	--	--	--	--	--	--	5 U	--	--	--	--
	February-12	--	--	0.1	--	--	--	--	--	--	--	5 U	--	--	--	--
	April-12	8270	0.051	0.1	--	--	--	--	--	--	--	ND	--	ND	--	ND
	August-12	8270	0.051	0.1	--	--	--	--	--	--	--	ND	--	ND	--	ND
	November-12	8270	0.051	0.1	--	--	--	--	--	--	--	ND	--	ND	--	ND
	February-13	8270	0.051	0.1	--	--	--	--	--	--	--	ND	--	ND	--	ND
	May-13	8270	0.051	0.1	--	--	--	--	--	--	--	0.063 J	--	ND	--	ND
	August-13	8270	0.051	0.1	--	--	--	--	--	--	--	ND	--	ND	--	ND
	December-13	8270	0.051	0.1	--	--	--	--	--	--	--	ND	--	ND	--	ND
	February-14	8270	0.059	0.1	---	---	---	---	---	---	---	ND	---	ND	---	ND
	May-14	8270	0.059	0.1	---	---	---	---	---	---	---	ND	---	ND	---	ND
	August-14	EPA 8270D	0.059	0.1	---	---	---	---	---	---	---	ND	---	ND	---	ND
	November-14	EPA 8270D	0.059	0.1	---	---	---	---	---	---	---	ND	---	ND	---	ND
	March-15	EPA 8270D	0.059	0.1	---	---	---	---	---	---	---	ND	---	ND	---	ND
Benzo(g,h,i)perylene	January-10	--	--	--	--	--	--	--	--	--	--	--	--	--	--	--
No MCL	April-10	--	--	0.1	0.1 U	0.1 U	0.1 U	0.1 U	0.1 U	0.1 U	0.1 U	0.1 U	--	--	--	--
	July-10	--	--	0.1	0.1 U	0.1 U	0.1 U	0.1 U	0.1 U	0.1 U	0.1 U	0.1 U	--	--	--	--
	November-10	--	--	0.1	0.1 U	0.1 U	0.1 U	0.1 U	0.1 U	0.1 U	0.038 J	0.1 U	--	--	--	--
	February-11	--	--	5	--	--	--	--	--	--	--	5 U	--	--	--	--
	May-11	--	--	0.1	--	--	--	--	--	--	--	5 U	--	--	--	--
	September-11	--	--	0.1	--	--	--	--	--	--	--	5 U	--	--	--	--
	December-11	--	--	0.1	--	--	--	--	--	--	--	5 U	--	--	--	--
	February-12	--	--	0.1	--	--	--	--	--	--	--	5 U	--	--	--	--
	April-12	8270	0.063	0.1	--	--	--	--	--	--	--	ND	--	ND	--	ND
	August-12	8270	0.063	0.1	--	--	--	--	--	--	--	ND	--	ND	--	ND
	November-12	8270	0.063	0.1	--	--	--	--	--	--	--	ND	--	ND	--	ND
	February-13	8270	0.063	0.1	--	--	--	--	--	--	--	ND	--	ND	--	ND
	May-13	8270	0.063	0.1	--	--	--	--	--	--	--	0.063 J	--	ND	--	ND
	August-13	8270	0.063	0.1	--	--	--	--	--	--	--	ND	--	ND	--	ND
	December-13	8270	0.063	0.1	--	--	--	--	--	--	--	ND	--	ND	--	ND
	February-14	8270	0.04	0.1	---	---	---	---	---	---	---	ND	---	ND	---	ND
	May-14	8270	0.04	0.1	---	---	---	---	---	---	---	ND	---	ND	---	ND
	August-14	EPA 8270D	0.04	0.1	---	---	---	---	---	---	---	ND	---	ND	---	ND
	November-14	EPA 8270D	0.04	0.1	---	---	---	---	---	---	---	ND	---	ND	---	ND
	March-15	EPA 8270D	0.04	0.1	---	---	---	---	---	---	---	ND	---	ND	---	ND
Benzo(k)fluoranthene	January-10	--	--	--	--	--	--	--	--	--	--	--	--	--	--	--
No MCL	April-10	--	--	0.1	0.1 U	0.1 U	0.1 U	0.1 U	0.1 U	0.1 U	0.1 U	0.1 U	--	--	--	--
	July-10	--	--	0.1	0.1 U	0.1 U	0.1 U	0.1 U	0.1 U	0.1 U	0.1 U	0.1 U	--	--	--	--
	November-10	--	--	0.1	0.1 U	0.1 U	0.1 U	0.1 U	0.1 U	0.1 U	0.022 J	0.1 U	--	--	--	--
	February-11	--	--	5	--	--	--	--	--	--	--	5 U	--	--	--	--
	May-11	--	--	0.1	--	--	--	--	--	--	--	5 U	--	--	--	--
	September-11	--	--	0.1	--	--	--	--	--	--	--	5 U	--	--	--	--
	December-11	--	--	0.1	--	--	--	--	--	--	--	5 U	--	--	--	--
	February-12	--	--	0.1	--	--	--	--	--	--	--	5 U	--	--	--	--
	April-12	8270	0.054	0.1	--	--	--	--	--	--	--	ND	--	ND	--	ND
	August-12	8270	0.054	0.1	--	--	--	--	--	--	--	ND	--	ND	--	ND
	November-12	8270	0.054	0.1	--	--	--	--	--	--	--	ND	--	ND	--	ND
	February-13	8270	0.054	0.1	--	--	--	--	--	--	--	ND	--	ND	--	ND
	May-13	8270	0.054	0.1	--	--	--	--	--	--	--	0.074 J	--	ND	--	ND
	August-13	8270	0.054	0.1	--	--	--	--	--	--	--	ND	--	ND	--	ND
	December-13	8270	0.054	0.1	--	--	--	--	--	--	--	ND	--	ND	--	ND
	February-14	8270	0.046	0.1	---	---	---	---	---	---	---	ND	---	ND	---	ND
	May-14	8270	0.046	0.1	---	---	---	---	---	---	---	ND	---	ND	---	ND
	August-14	EPA 8270D	0.046	0.1	---	---	---	---	---	---	---	ND	---	ND	---	ND
	November-14	EPA 8270D	0.046	0.1	---	---	---	---	---	---	---	ND	---	ND	---	ND
	March-15	EPA 8270D	0.046	0.1	---	---	---	---	---	---	---	ND	---	ND	---	ND
Benzaldehyde	January-10	--	--	--	--	--	--	--	--	--	--	--	--	--	--	--
No MCL	April-10	--	--	5	5 U	5 U	5 U	5 U	5 U	5 U	5 U	5 U	--	--	--	--
	July-10	--	--	5	5 U	5 U	5 U	5 U	5 U	5 U	5 U	5 U	--	--	--	--
	November-10	--	--	5	2.6 J	3.2 J	2.8 J	3.1 J	3.7 J	4.2 J	3.7 J	2.4 J	--	--	--	--
	February-11	--	--	5	--	--	--	--	--	--	--	5 U	--	--	--	--
	May-11	--	--	5	--	--	--	--	--	--	--	5 U	--	--	--	--
	September-11	--	--	5	--	--	--	--	--	--	--	5 U	--	--	--	--
	December-11	--	--	5	--	--	--	--	--	--	--	5 U	--	--	--	--
	February-12	--	--	5	--	--	--	--	--	--	--	5 U	--	--	--	--
	April-12	8270	5.4	10	--	--	--	--	--	--	--	ND	--	ND	--	ND
	August-12	8270	5.4	10	--	--	--	--	--	--	--	ND	--	ND	--	ND
	November-12	8270	5.4	10	--	--	--	--	--	--	--	ND	--	ND	--	ND
	February-13	8270	5.4	10	--	--	--	--	--	--	--	ND	--	ND	--	ND
	May-13	8270	5.4	10	--	--	--	--	--	--	--	ND	--	ND	--	ND
	August-13	8270	5.4	10	--	--	--	--	--	--	--	ND	--	ND	--	ND
	December-13	8270	5.4	10	--	--	--	--	--	--	--	ND	--	ND	--	ND
	February-14	8270	6.3	10	---	---	---	---	---	---	---	ND	---	ND	---	ND
	May-14	8270	6.3	10	---	---	---	---	---	---	---	ND	---	ND	---	ND
	August-14	EPA 8270D	63	100	---	---	---	---	---	---	---	450	---	ND	---	ND
	November-14	EPA 8270D	63	100	---	---	---	---	---	---	---	450	---	ND	---	ND
	March-15	EPA 8270D	63	100	---	---	---	---	---	---	---	ND	---	ND	---	ND

TABLE 5

SUMMARY OF DETECTED VOLATILE ORGANIC COMPOUNDS
WETLAND SAMPLING LOCATIONS
KIM STAN LANDFILL

Analyte	Sample Collection Date	EPA Method	DL	QL	WOT-1	WOT-2	WOT-3	WOT-4	WOT-5	WOT-6	WOT-7	WOT-8	Field Blank	Equipment Blank	Trip Blank	Method Blank
Bis(2-ethylhexyl)phthalate	January-10	--	--	--	--	--	--	--	--	--	--	--	--	--	--	--
MCL = 6	April-10	--	--	5	5 U	5 U	5 U	5 U	5 U	5 U	5 U	10	--	--	--	--
	July-10	--	--	5	1.9 J	5 U	5 U	5 U	5 U	5 U	5 U	5 U	--	--	--	--
	November-10	--	--	5	1.9 J	0.82 J	5 U	5 U	5 U	0.51 J	5 U	5 U	--	--	--	--
	February-11	--	--	5	--	--	--	--	--	--	--	5 U	--	--	--	--
	May-11	--	--	5	--	--	--	--	--	--	--	4.6 J	--	--	--	--
	September-11	--	--	5	--	--	--	--	--	--	--	5 U	--	--	--	--
	December-11	--	--	5	--	--	--	--	--	--	--	4.6 J	--	--	--	--
	February-12	--	--	5	--	--	--	--	--	--	--	0.37 B	--	--	--	--
	April-12	8270	3.5	5	--	--	--	--	--	--	--	ND	--	ND	--	ND
	August-12	8270	3.5	5	--	--	--	--	--	--	--	ND	--	ND	--	ND
	November-12	8270	3.5	5	--	--	--	--	--	--	--	ND	--	ND	--	ND
	February-13	8270	3.5	5	--	--	--	--	--	--	--	ND	--	ND	--	ND
	May-13	8270	3.5	5	--	--	--	--	--	--	--	ND	--	ND	--	ND
	August-13	8270	3.5	5	--	--	--	--	--	--	--	ND	--	ND	--	ND
	December-13	8270	3.5	5	--	--	--	--	--	--	--	ND	--	ND	--	ND
	February-14	8270	3.5	5	--	--	--	--	--	--	--	ND	--	ND	--	ND
	May-14	8270	3.5	5	--	--	--	--	--	--	--	ND	--	ND	--	ND
	August-14	EPA 8270D	3.5	5	---	---	---	---	---	---	---	ND	---	ND	---	ND
	November-14	EPA 8270D	3.5	5	---	---	---	---	---	---	---	ND	---	ND	---	ND
	March-15	EPA 8270D	3.5	5	---	---	---	---	---	---	---	ND	---	ND	---	ND
Butylbenzylphthalate	January-10	--	--	--	--	--	--	--	--	--	--	--	--	--	--	--
No MCL	April-10	--	--	5	5 U	5 U	5 U	5 U	5 U	5 U	5 U	5 U	--	--	--	--
	July-10	--	--	5	5 U	5 U	5 U	5 U	5 U	5 U	5 U	5 U	--	--	--	--
	November-10	--	--	5	5 U	0.29 J	5 U	5 U	5 U	5 U	5 U	5 U	--	--	--	--
	February-11	--	--	5	--	--	--	--	--	--	--	5 U	--	--	--	--
	May-11	--	--	5	--	--	--	--	--	--	--	5 U	--	--	--	--
	September-11	--	--	5	--	--	--	--	--	--	--	5 U	--	--	--	--
	December-11	--	--	5	--	--	--	--	--	--	--	5 U	--	--	--	--
	February-12	--	--	5	--	--	--	--	--	--	--	5 U	--	--	--	--
	April-12	8270	2.8	10	--	--	--	--	--	--	--	ND	--	ND	--	ND
	August-12	8270	2.8	10	--	--	--	--	--	--	--	ND	--	ND	--	ND
	November-12	8270	2.8	10	--	--	--	--	--	--	--	ND	--	ND	--	ND
	February-13	8270	2.8	10	--	--	--	--	--	--	--	ND	--	ND	--	ND
	May-13	8270	2.8	10	--	--	--	--	--	--	--	ND	--	ND	--	ND
	August-13	8270	2.8	10	--	--	--	--	--	--	--	ND	--	ND	--	ND
	December-13	8270	2.8	10	--	--	--	--	--	--	--	ND	--	ND	--	ND
	February-14	8270	5.1	10	---	---	---	---	---	---	---	ND	---	ND	---	ND
	May-14	8270	5.1	10	---	---	---	---	---	---	---	ND	---	ND	---	ND
	August-14	EPA 8270D	5.1	10	---	---	---	---	---	---	---	ND	---	ND	---	ND
	November-14	EPA 8270D	5.1	10	---	---	---	---	---	---	---	ND	---	ND	---	ND
	March-15	EPA 8270D	5.1	10	---	---	---	---	---	---	---	ND	---	ND	---	ND
Caprolactam	January-10	--	--	--	--	--	--	--	--	--	--	--	--	--	--	--
No MCL	April-10	--	--	5	5 U	5 U	5 U	5 U	5 U	5 U	5 U	5 U	--	--	--	--
	July-10	--	--	5	5 U	5 U	5 U	5 U	5 U	5 U	5 U	5 U	--	--	--	--
	November-10	--	--	5	5 U	1.2 J	0.84 J	0.67 J	5 U	5 U	5 U	5 U	--	--	--	--
	February-11	--	--	5	--	--	--	--	--	--	--	5 U	--	--	--	--
	May-11	--	--	5	--	--	--	--	--	--	--	5 U	--	--	--	--
	September-11	--	--	5	--	--	--	--	--	--	--	5 U	--	--	--	--
	December-11	--	--	5	--	--	--	--	--	--	--	5 U	--	--	--	--
	February-12	--	--	5	--	--	--	--	--	--	--	5 U	--	--	--	--
	April-12	8270	2.7	10	--	--	--	--	--	--	--	ND	--	ND	--	ND
	August-12	8270	2.7	10	--	--	--	--	--	--	--	ND	--	ND	--	ND
	November-12	8270	2.7	10	--	--	--	--	--	--	--	ND	--	ND	--	ND
	February-13	8270	2.7	10	--	--	--	--	--	--	--	ND	--	ND	--	ND
	May-13	8270	2.7	10	--	--	--	--	--	--	--	ND	--	ND	--	ND
	August-13	8270	2.7	10	--	--	--	--	--	--	--	ND	--	ND	--	ND
	December-13	8270	2.7	10	--	--	--	--	--	--	--	ND	--	ND	--	ND
	February-14	8270	2.7	10	--	--	--	--	--	--	--	ND	--	ND	--	ND
	May-14	8270	2.7	10	--	--	--	--	--	--	--	ND	--	ND	--	ND
	August-14	EPA 8270D	2.7	10	---	---	---	---	---	---	---	ND	---	ND	---	ND
	November-14	EPA 8270D	2.7	10	---	---	---	---	---	---	---	ND	---	ND	---	ND
	March-15	EPA 8270D	2.7	10	---	---	---	---	---	---	---	ND	---	ND	---	ND
Carbazole	January-10	--	--	--	--	--	--	--	--	--	--	--	--	--	--	--
No MCL	April-10	--	--	5	5 U	5 U	5 U	5 U	5 U	5 U	5 U	5 U	--	--	--	--
	July-10	--	--	5	5 U	5 U	5 U	5 U	5 U	5 U	5 U	5 U	--	--	--	--
	November-10	--	--	5	5 U	0.16 J	5 U	5 U	5 U	5 U	5 U	5 U	--	--	--	--
	February-11	--	--	5	--	--	--	--	--	--	--	5 U	--	--	--	--
	May-11	--	--	5	--	--	--	--	--	--	--	5 U	--	--	--	--
	September-11	--	--	5	--	--	--	--	--	--	--	5 U	--	--	--	--
	December-11	--	--	5	--	--	--	--	--	--	--	5 U	--	--	--	--
	February-12	--	--	5	--	--	--	--	--	--	--	5 U	--	--	--	--
	April-12	8270	2.5	10	--	--	--	--	--	--	--	ND	--	ND	--	ND
	August-12	8270	2.5	10	--	--	--	--	--	--	--	ND	--	ND	--	ND
	November-12	8270	2.5	10	--	--	--	--	--	--	--	ND	--	ND	--	ND
	February-13	8270	2.5	10	--	--	--	--	--	--	--	ND	--	ND	--	ND
	May-13	8270	2.5	10	--	--	--	--	--	--	--	ND	--	ND	--	ND
	August-13	8270	2.5	10	--	--	--	--	--	--	--	ND	--	ND	--	ND
	December-13	8270	2.5	10	--	--	--	--	--	--	--	ND	--	ND	--	ND
	February-14	8270	3.3	10	---	---	---	---	---	---	---	ND	---	ND	---	ND
	May-14	8271	3.3	10	---	---	---	---	---	---	---	ND	---	ND	---	ND
	August-14	EPA 8270D	3.3	10	---	---	---	---	---	---	---	ND	---	ND	---	ND
	November-14	EPA 8270D	3.3	10	---	---	---	---	---	---	---	ND	---	ND	---	ND
	March-15	EPA 8270D	3.3	10	---	---	---	---	---	---	---	ND	---	ND	---	ND
Chrysene	January-10	--	--	--	--	--	--	--	--	--	--	--	--	--	--	--
No MCL	April-10	--	--	0.1	0.1 U	0.1 U	0.1 U	0.1 U	0.1 U	0.1 U	0.1 U	0.1 U	--	--	--	--
	July-10	--	--	0.1	0.1 U	0.1 U	0.1 U	0.1 U	0.1 U	0.1 U	0.1 U	0.1 U	--	--	--	--
	November-10	--	--	0.1	0.1 U	0.1 U	0.1 U	0.1 U	0.1 U	0.1 U	0.064 J	0.1 U	--	--	--	--
	February-11	--	--	5	--	--	--	--	--	--	--	5 U	--	--	--	--
	May-11	--	--	0.1	--	--	--	--	--	--	--	5 U	--	--	--	--
	September-11	--	--	0.1	--	--	--	--	--	--	--	5 U	--	--	--	--
	December-11	--	--	0.1	--	--	--	--	--	--	--	5 U	--	--	--	--
	February-12	--	--	0.1	--	--	--	--	--	--	--	5 U	--	--	--	--
	April-12	8270	0.04	0.1	--	--	--	--	--	--	--	ND	--	ND	--	ND
	August-12	8270	0.04	0.1	--	--	--	--	--	--	--	ND	--	ND	--	ND
	November-12	8270	0.04	0.1	--	--	--	--	--	--	--	ND	--	ND	--	ND
	February-13	8270	0.04	0.1	--	--	--	--	--	--	--	ND	--	ND	--	ND
	May-13	8270	0.04	0.1	--	--	--	--	--	--	--	0.057 J	--	ND	--	ND
	August-13	8270	0.04	0.1	--	--	--	--	--	--	--	ND	--	ND	--	ND
	December-13	8270	0.04	0.1	--	--	--	--	--	--	--	ND	--	ND	--	ND
	February-14	8270	0.051	0.1	---	---	---	---	---	---	---	ND	---	ND	---	ND
	May-14	8270	0.051	0.1	---	---	---	---	---	---	---	ND	---	ND	---	ND
	August-14	EPA 8270D	0.051	0.1	---	---	---	---	---	---	---	ND	---	ND	---	ND
	November-14	EPA 8270D	0.051	0.1	---	---	---	---	---	---	---	ND	---	ND	---	ND
	March-15	EPA 8270D	0.051	0.1	---	---	---	---	---	---	---	ND	---	ND	---	ND

TABLE 5

SUMMARY OF DETECTED VOLATILE ORGANIC COMPOUNDS
WETLAND SAMPLING LOCATIONS
KIM STAN LANDFILL

Analyte	Sample Collection Date	EPA Method	DL	QL	WOT-1	WOT-2	WOT-3	WOT-4	WOT-5	WOT-6	WOT-7	WOT-8	Field Blank	Equipment Blank	Trip Blank	Method Blank
Dibenzo(a,h)anthracene	January-10	--	--	--	--	--	--	--	--	--	--	--	--	--	--	--
No MCL	April-10	--	--	0.1	0.1 U	0.1 U	0.1 U	0.1 U	0.1 U	0.1 U	0.1 U	0.1 U	--	--	--	--
	July-10	--	--	0.1	0.1 U	0.1 U	0.1 U	0.1 U	0.1 U	0.1 U	0.1 U	0.1 U	--	--	--	--
	November-10	--	--	0.1	0.1 U	0.1 U	0.1 U	0.1 U	0.1 U	0.1 U	0.1 U	0.1 U	--	--	--	--
	February-11	--	--	5	--	--	--	--	--	--	--	5 U	--	--	--	--
	May-11	--	--	0.1	--	--	--	--	--	--	--	5 U	--	--	--	--
	September-11	--	--	0.1	--	--	--	--	--	--	--	5 U	--	--	--	--
	December-11	--	--	0.1	--	--	--	--	--	--	--	5 U	--	--	--	--
	February-12	--	--	0.1	--	--	--	--	--	--	--	5 U	--	--	--	--
	April-12	8270	0.069	0.1	--	--	--	--	--	--	--	ND	--	ND	--	ND
	August-12	8270	0.069	0.1	--	--	--	--	--	--	--	ND	--	ND	--	ND
	November-12	8270	0.069	0.1	--	--	--	--	--	--	--	ND	--	ND	--	ND
	February-13	8270	0.069	0.1	--	--	--	--	--	--	--	ND	--	ND	--	ND
	May-13	8270	0.069	0.1	--	--	--	--	--	--	--	0.057 J	--	ND	--	ND
	August-13	8270	0.069	0.1	--	--	--	--	--	--	--	ND	--	ND	--	ND
	December-13	8270	0.069	0.1	--	--	--	--	--	--	--	0.029 J	--	ND	--	ND
	February-14	8270	0.026	0.1	---	---	---	---	---	---	---	ND	---	ND	---	ND
	May-14	8271	0.026	0.1	---	---	---	---	---	---	---	ND	---	ND	---	ND
	August-14	EPA 8270D	0.026	0.1	---	---	---	---	---	---	---	0.029 J	---	0.029 J	---	ND
	November-14	EPA 8270D	0.026	0.1	---	---	---	---	---	---	---	ND	---	ND	---	ND
	March-15	EPA 8270D	0.026	0.1	---	---	---	---	---	---	---	ND	---	ND	---	ND
Dibenzofuran	January-10	--	--	--	--	--	--	--	--	--	--	--	--	--	--	--
No MCL	April-10	--	--	5	5 U	5 U	5 U	5 U	5 U	5 U	5 U	5 U	--	--	--	--
	July-10	--	--	5	5 U	5 U	5 U	5 U	5 U	5 U	5 U	5 U	--	--	--	--
	November-10	--	--	5	5 U	0.23 J	5 U	5 U	5 U	5 U	5 U	5 U	--	--	--	--
	February-11	--	--	5	--	--	--	--	--	--	--	5 U	--	--	--	--
	May-11	--	--	5	--	--	--	--	--	--	--	5 U	--	--	--	--
	September-11	--	--	5	--	--	--	--	--	--	--	5 U	--	--	--	--
	December-11	--	--	5	--	--	--	--	--	--	--	5 U	--	--	--	--
	February-12	--	--	5	--	--	--	--	--	--	--	5 U	--	--	--	--
	April-12	8270	2.8	10	--	--	--	--	--	--	--	ND	--	ND	--	ND
	August-12	8270	2.8	10	--	--	--	--	--	--	--	ND	--	ND	--	ND
	November-12	8270	2.8	10	--	--	--	--	--	--	--	ND	--	ND	--	ND
	February-13	8270	2.8	10	--	--	--	--	--	--	--	ND	--	ND	--	ND
	May-13	8270	2.8	10	--	--	--	--	--	--	--	ND	--	ND	--	ND
	August-13	8270	2.8	10	--	--	--	--	--	--	--	ND	--	ND	--	ND
	December-13	8270	2.8	10	--	--	--	--	--	--	--	ND	--	ND	--	ND
	February-14	8270	2.8	10	--	--	--	--	--	--	--	ND	--	ND	--	ND
	May-14	8270	2.8	10	--	--	--	--	--	--	--	ND	--	ND	--	ND
	August-14	EPA 8270D	2.8	10	---	---	---	---	---	---	---	ND	---	ND	---	ND
	November-14	EPA 8270D	2.8	10	---	---	---	---	---	---	---	ND	---	ND	---	ND
	March-15	EPA 8270D	2.8	10	---	---	---	---	---	---	---	ND	---	ND	---	ND
Diethylphthalate	January-10	--	--	--	--	--	--	--	--	--	--	--	--	--	--	--
No MCL	April-10	--	--	5	5 U	5 U	5 U	5 U	5 U	5 U	5 U	5 U	--	--	--	--
	July-10	--	--	5	5 U	5 U	5 U	5 U	5 U	5 U	5 U	5 U	--	--	--	--
	November-10	--	--	5	0.19 J	0.31 J	0.22 J	0.27 J	5 U	0.17 J	5 U	0.25 J	--	--	--	--
	February-11	--	--	5	--	--	--	--	--	--	--	5 U	--	--	--	--
	May-11	--	--	5	--	--	--	--	--	--	--	5 U	--	--	--	--
	September-11	--	--	5	--	--	--	--	--	--	--	5 U	--	--	--	--
	December-11	--	--	5	--	--	--	--	--	--	--	5 U	--	--	--	--
	February-12	--	--	5	--	--	--	--	--	--	--	5 U	--	--	--	--
	April-12	8270	3	10	--	--	--	--	--	--	--	ND	--	ND	--	ND
	August-12	8270	3	10	--	--	--	--	--	--	--	ND	--	ND	--	ND
	November-12	8270	3	10	--	--	--	--	--	--	--	ND	--	ND	--	ND
	February-13	8270	3	10	--	--	--	--	--	--	--	ND	--	ND	--	ND
	May-13	8270	3	10	--	--	--	--	--	--	--	ND	--	ND	--	ND
	August-13	8270	3	10	--	--	--	--	--	--	--	ND	--	ND	--	ND
	December-13	8270	3	10	--	--	--	--	--	--	--	ND	--	ND	--	ND
	February-14	8270	3	10	--	--	--	--	--	--	--	ND	--	ND	--	ND
	May-14	8270	3	10	--	--	--	--	--	--	--	ND	--	ND	--	ND
	August-14	EPA 8270D	3	10	---	---	---	---	---	---	---	ND	---	ND	---	ND
	November-14	EPA 8270D	3	10	---	---	---	---	---	---	---	ND	---	ND	---	ND
	March-15	EPA 8270D	3	10	---	---	---	---	---	---	---	ND	---	ND	---	ND
Dimethylphthalate	January-10	--	--	--	--	--	--	--	--	--	--	--	--	--	--	--
No MCL	April-10	--	--	5	5 U	5 U	5 U	5 U	5 U	5 U	5 U	5 U	--	--	--	--
	July-10	--	--	5	5 U	5 U	5 U	5 U	5 U	5 U	5 U	5 U	--	--	--	--
	November-10	--	--	5	5 U	5 U	5 U	5 U	5 U	5 U	5 U	5 U	--	--	--	--
	February-11	--	--	5	--	--	--	--	--	--	--	5 U	--	--	--	--
	May-11	--	--	5	--	--	--	--	--	--	--	5 U	--	--	--	--
	September-11	--	--	5	--	--	--	--	--	--	--	5 U	--	--	--	--
	December-11	--	--	5	--	--	--	--	--	--	--	5 U	--	--	--	--
	February-12	--	--	5	--	--	--	--	--	--	--	5 U	--	--	--	--
	April-12	8270	2.9	10	--	--	--	--	--	--	--	ND	--	ND	--	ND
	August-12	8270	2.9	10	--	--	--	--	--	--	--	ND	--	ND	--	ND
	November-12	8270	2.9	10	--	--	--	--	--	--	--	ND	--	ND	--	ND
	February-13	8270	2.9	10	--	--	--	--	--	--	--	ND	--	ND	--	ND
	May-13	8270	2.9	10	--	--	--	--	--	--	--	ND	--	ND	--	ND
	August-13	8270	2.9	10	--	--	--	--	--	--	--	ND	--	ND	--	ND
	December-13	8270	2.9	10	--	--	--	--	--	--	--	ND	--	ND	--	ND
	February-14	8270	3	10	---	---	---	---	---	---	---	ND	---	ND	---	ND
	May-14	8270	3	10	---	---	---	---	---	---	---	ND	---	ND	---	ND
	August-14	EPA 8270D	3	10	---	---	---	---	---	---	---	ND	---	ND	---	ND
	November-14	EPA 8270D	3	10	---	---	---	---	---	---	---	ND	---	ND	---	ND
	March-15	EPA 8270D	3	10	---	---	---	---	---	---	---	ND	---	ND	---	ND
Di-n-butylphthalate	January-10	--	--	--	--	--	--	--	--	--	--	--	--	--	--	--
No MCL	April-10	--	--	5	5 U	5 U	5 U	5 U	5 U	5 U	5 U	5 U	--	--	--	--
	July-10	--	--	5	5 U	5 U	5 U	5 U	5 U	5 U	5 U	5 U	--	--	--	--
	November-10	--	--	5	5 U	0.31 J	5 U	0.15 J	5 U	5 U	5 U	5 U	--	--	--	--
	February-11	--	--	5	--	--	--	--	--	--	--	5 U	--	--	--	--
	May-11	--	--	5	--	--	--	--	--	--	--	5 U	--	--	--	--
	September-11	--	--	5	--	--	--	--	--	--	--	5 U	--	--	--	--
	December-11	--	--	5	--	--	--	--	--	--	--	5 U	--	--	--	--
	February-12	--	--	5	--	--	--	--	--	--	--	5 U	--	--	--	--
	April-12	8270	2.7	10	--	--	--	--	--	--	--	ND	--	ND	--	ND
	August-12	8270	2.7	10	--	--	--	--	--	--	--	ND	--	ND	--	ND
	November-12	8270	2.7	10	--	--	--	--	--	--	--	ND	--	ND	--	ND
	February-13	8270	2.7	10	--	--	--	--	--	--	--	ND	--	ND	--	ND
	May-13	8270	2.7	10	--	--	--	--	--	--	--	ND	--	ND	--	ND
	August-13	8270	2.7	10	--	--	--	--	--	--	--	ND	--	ND	--	ND
	December-13	8270	2.7	10	--	--	--	--	--	--	--	ND	--	ND	--	ND
	February-14	8270	3.2	10	--	--	--	--	--	--	--	ND	--	ND	--	ND
	May-14	8270	3.2	10	--	--	--	--	--	--	--	ND	--	ND	--	ND
	August-14	EPA 8270D	3.2	10	---	---	---	---	---	---	---	ND	---	ND	---	ND
	November-14	EPA 8270D	3.2	10	---	---	---	---	---	---	---	ND	---	ND	---	ND
	March-15	EPA 8270D	3.2	10	---	---	---	---	---	---	---	ND	---	ND	---	ND

TABLE 5

SUMMARY OF DETECTED VOLATILE ORGANIC COMPOUNDS
WETLAND SAMPLING LOCATIONS
KIM STAN LANDFILL

Analyte	Sample Collection Date	EPA Method	DL	QL	WOT-1	WOT-2	WOT-3	WOT-4	WOT-5	WOT-6	WOT-7	WOT-8	Field Blank	Equipment Blank	Trip Blank	Method Blank
Fluoranthene	January-10	--	--	--	--	--	--	--	--	--	--	--	--	--	--	--
No MCL	April-10	--	--	0.1	0.1 U	0.1 U	0.1 U	0.1 U	0.1 U	0.1 U	0.1 U	0.1 U	--	--	--	--
	July-10	--	--	0.1	0.1 U	0.1 U	0.1 U	0.1 U	0.1 U	0.1 U	0.1 U	0.1 U	--	--	--	--
	November-10	--	--	0.1	0.02 J	0.1 U	0.1 U	0.1 U	0.1 U	0.1 U	0.13	0.023 J	--	--	--	--
	February-11	--	--	5	--	--	--	--	--	--	--	5 U	--	--	--	--
	May-11	--	--	0.1	--	--	--	--	--	--	--	5 U	--	--	--	--
	September-11	--	--	0.1	--	--	--	--	--	--	--	5 U	--	--	--	--
	December-11	--	--	0.1	--	--	--	--	--	--	--	5 U	--	--	--	--
	February-12	--	--	0.1	--	--	--	--	--	--	--	5 U	--	--	--	--
	April-12	8270	0.054	0.1	--	--	--	--	--	--	--	ND	--	ND	--	ND
	August-12	8270	0.054	0.1	--	--	--	--	--	--	--	ND	--	ND	--	ND
	November-12	8270	0.054	0.1	--	--	--	--	--	--	--	ND	--	ND	--	ND
	February-13	8270	0.054	0.1	--	--	--	--	--	--	--	ND	--	ND	--	ND
	May-13	8270	0.054	0.1	--	--	--	--	--	--	--	ND	--	ND	--	ND
	August-13	8270	0.054	0.1	--	--	--	--	--	--	--	ND	--	ND	--	ND
	December-13	8270	0.054	0.1	--	--	--	--	--	--	--	ND	--	ND	--	ND
	February-14	8270	0.051	0.1	---	---	---	---	---	---	---	ND	---	ND	---	ND
	May-14	8270	0.051	0.1	---	---	---	---	---	---	---	ND	---	ND	---	ND
	August-14	EPA 8270D	0.051	0.1	---	---	---	---	---	---	---	ND	---	ND	---	ND
	November-14	EPA 8270D	0.051	0.1	---	---	---	---	---	---	---	ND	---	ND	---	ND
	March-15	EPA 8270D	0.051	0.1	---	---	---	---	---	---	---	ND	---	ND	---	ND
Fluorene	January-10	--	--	--	--	--	--	--	--	--	--	--	--	--	--	--
No MCL	April-10	--	--	0.1	0.18	0.1 U	0.1 U	0.1 U	0.1 U	0.1 U	0.1 U	0.1 U	--	--	--	--
	July-10	--	--	0.1	0.17	0.1 U	0.1 U	0.1 U	0.1 U	0.1 U	0.1 U	0.1 U	--	--	--	--
	November-10	--	--	0.1	0.082 J	0.1	0.024 J	0.027 J	0.1 U	0.034 J	0.036 J	0.045 J	--	--	--	--
	February-11	--	--	5	--	--	--	--	--	--	--	5 U	--	--	--	--
	May-11	--	--	0.1	--	--	--	--	--	--	--	5 U	--	--	--	--
	September-11	--	--	0.1	--	--	--	--	--	--	--	5 U	--	--	--	--
	December-11	--	--	0.1	--	--	--	--	--	--	--	5 U	--	--	--	--
	February-12	--	--	0.1	--	--	--	--	--	--	--	5 U	--	--	--	--
	April-12	8270	0.049	0.1	--	--	--	--	--	--	--	ND	--	ND	--	ND
	August-12	8270	0.049	0.1	--	--	--	--	--	--	--	ND	--	ND	--	ND
	November-12	8270	0.049	0.1	--	--	--	--	--	--	--	ND	--	ND	--	ND
	February-13	8270	0.049	0.1	--	--	--	--	--	--	--	ND	--	ND	--	ND
	May-13	8270	0.049	0.1	--	--	--	--	--	--	--	0.069 J	--	ND	--	ND
	August-13	8270	0.049	0.1	--	--	--	--	--	--	--	ND	--	ND	--	ND
	December-13	8270	0.049	0.1	--	--	--	--	--	--	--	ND	--	ND	--	ND
	February-14	8270	0.038	0.1	--	--	--	--	--	--	--	ND	--	ND	--	ND
	May-14	8270	0.038	0.1	--	--	--	--	--	--	--	ND	--	ND	--	ND
	August-14	EPA 8270D	0.038	0.1	---	---	---	---	---	---	---	ND	---	ND	---	ND
	November-14	EPA 8270D	0.038	0.1	---	---	---	---	---	---	---	ND	---	ND	---	ND
	March-15	EPA 8270D	0.038	0.1	---	---	---	---	---	---	---	ND	---	ND	---	ND
Hexachlorobutadiene	January-10	--	--	--	--	--	--	--	--	--	--	--	--	--	--	--
No MCL	April-10	--	--	5	5 U	5 U	5 U	5 U	5 U	5 U	5 U	5 U	--	--	--	--
	July-10	--	--	5	5 U	5 U	5 U	5 U	5 U	5 U	5 U	5 U	--	--	--	--
	November-10	--	--	5	5 U	0.16 J	5 U	5 U	5 U	5 U	5 U	0.17 J	--	--	--	--
	February-11	--	--	5	--	--	--	--	--	--	--	5 U	--	--	--	--
	May-11	--	--	5	--	--	--	--	--	--	--	5 U	--	--	--	--
	September-11	--	--	5	--	--	--	--	--	--	--	5 U	--	--	--	--
	December-11	--	--	5	--	--	--	--	--	--	--	5 U	--	--	--	--
	February-12	--	--	5	--	--	--	--	--	--	--	5 U	--	--	--	--
	April-12	8270	3.6	10	--	--	--	--	--	--	--	ND	--	ND	--	ND
	August-12	8270	3.6	10	--	--	--	--	--	--	--	ND	--	ND	--	ND
	November-12	8270	3.6	10	--	--	--	--	--	--	--	ND	--	ND	--	ND
	February-13	8270	3.6	10	--	--	--	--	--	--	--	ND	--	ND	--	ND
	May-13	8270	3.6	10	--	--	--	--	--	--	--	ND	--	ND	--	ND
	August-13	8270	3.6	10	--	--	--	--	--	--	--	ND	--	ND	--	ND
	December-13	8270	3.6	10	--	--	--	--	--	--	--	ND	--	ND	--	ND
	February-14	8270	4.1	10	---	---	---	---	---	---	---	ND	---	ND	---	ND
	May-14	8271	4.1	10	---	---	---	---	---	---	---	ND	---	ND	---	ND
	August-14	EPA 8270D	4.1	10	---	---	---	---	---	---	---	ND	---	ND	---	ND
	November-14	EPA 8270D	4.1	10	---	---	---	---	---	---	---	ND	---	ND	---	ND
	March-15	EPA 8270D	4.1	10	---	---	---	---	---	---	---	ND	---	ND	---	ND
Hexachlorocyclopentadiene	January-10	--	--	--	--	--	--	--	--	--	--	--	--	--	--	--
MCL = 50	April-10	--	--	5	5 U	5 U	5 U	5 U	5 U	5 U	5 U	5 U	--	--	--	--
	July-10	--	--	5	5 U	5 U	5 U	5 U	5 U	5 U	5 U	5 U	--	--	--	--
	November-10	--	--	5	5 U	5 U	5 U	5 U	5 R	5 U	5 U	5 U	--	--	--	--
	February-11	--	--	5	--	--	--	--	--	--	--	5 U	--	--	--	--
	May-11	--	--	5	--	--	--	--	--	--	--	5 U	--	--	--	--
	September-11	--	--	5	--	--	--	--	--	--	--	5 U	--	--	--	--
	December-11	--	--	5	--	--	--	--	--	--	--	5 U	--	--	--	--
	February-12	--	--	5	--	--	--	--	--	--	--	5 U	--	--	--	--
	April-12	8270	3.8	10	--	--	--	--	--	--	--	ND	--	ND	--	ND
	August-12	8270	3.8	10	--	--	--	--	--	--	--	ND	--	ND	--	ND
	November-12	8270	3.8	10	--	--	--	--	--	--	--	ND	--	ND	--	ND
	February-13	8270	3.8	10	--	--	--	--	--	--	--	ND	--	ND	--	ND
	May-13	8270	3.8	10	--	--	--	--	--	--	--	ND	--	ND	--	ND
	August-13	8270	3.8	10	--	--	--	--	--	--	--	ND	--	ND	--	ND
	December-13	8270	3.8	10	--	--	--	--	--	--	--	ND	--	ND	--	ND
	February-14	8270	3.8	10	--	--	--	--	--	--	--	ND	--	ND	--	ND
	May-14	8270	3.8	10	--	--	--	--	--	--	--	ND	--	ND	--	ND
	August-14	EPA 8270D	3.8	10	---	---	---	---	---	---	---	ND	---	ND	---	ND
	November-14	EPA 8270D	3.8	10	---	---	---	---	---	---	---	ND	---	ND	---	ND
	March-15	EPA 8270D	3.8	10	---	---	---	---	---	---	---	ND	---	ND	---	ND
Hexachloroethane	January-10	--	--	--	--	--	--	--	--	--	--	--	--	--	--	--
No MCL	April-10	--	--	5	5 U	5 U	5 U	5 U	5 U	5 U	5 U	5 U	--	--	--	--
	July-10	--	--	5	5 U	5 U	5 U	5 U	5 U	5 U	5 U	5 U	--	--	--	--
	November-10	--	--	5	5 U	5 U	5 U	5 U	5 U	5 U	5 U	0.15 J	--	--	--	--
	February-11	--	--	5	--	--	--	--	--	--	--	5 U	--	--	--	--
	May-11	--	--	5	--	--	--	--	--	--	--	5 U	--	--	--	--
	September-11	--	--	5	--	--	--	--	--	--	--	5 U	--	--	--	--
	December-11	--	--	5	--	--	--	--	--	--	--	5 U	--	--	--	--
	February-12	--	--	5	--	--	--	--	--	--	--	5 U	--	--	--	--
	April-12	8270	2.9	10	--	--	--	--	--	--	--	ND	--	ND	--	ND
	August-12	8270	2.9	10	--	--	--	--	--	--	--	ND	--	ND	--	ND
	November-12	8270	2.9	10	--	--	--	--	--	--	--	ND	--	ND	--	ND
	February-13	8270	2.9	10	--	--	--	--	--	--	--	ND	--	ND	--	ND
	May-13	8270	2.9	10	--	--	--	--	--	--	--	ND	--	ND	--	ND
	August-13	8270	2.9	10	--	--	--	--	--	--	--	ND	--	ND	--	ND
	December-13	8270	2.9	10	--	--	--	--	--	--	--	ND	--	ND	--	ND
	February-14	8270	3	10	---	---	---	---	---	---	---	ND	---	ND	---	ND
	May-14	8270	3	10	---	---	---	---	---	---	---	ND	---	ND	---	ND
	August-14	EPA 8270D	3	10	---	---	---	---	---	---	---	ND	---	ND	---	ND
	November-14	EPA 8270D	3	10	---	---	---	---	---	---	---	ND	---	ND	---	ND
	March-15	EPA 8270D	3	10	---	---	---	---	---	---	---	ND	---	ND	---	ND

TABLE 5

SUMMARY OF DETECTED VOLATILE ORGANIC COMPOUNDS
WETLAND SAMPLING LOCATIONS
KIM STAN LANDFILL

Analyte	Sample Collection Date	EPA Method	DL	QL	WOT-1	WOT-2	WOT-3	WOT-4	WOT-5	WOT-6	WOT-7	WOT-8	Field Blank	Equipment Blank	Trip Blank	Method Blank
Indeno(1,2,3-cd)pyrene	January-10	--	--	--	--	--	--	--	--	--	--	--	--	--	--	--
No MCL	April-10	--	--	0.1	0.1 U	0.1 U	0.1 U	0.1 U	0.1 U	0.1 U	0.1 U	0.1 U	--	--	--	--
	July-10	--	--	0.1	0.1 U	0.1 U	0.1 U	0.1 U	0.1 U	0.1 U	0.1 U	0.1 U	--	--	--	--
	November-10	--	--	0.1	0.1 U	0.1 U	0.1 U	0.1 U	0.1 U	0.1 U	0.037 J	0.1 U	--	--	--	--
	February-11	--	--	5	--	--	--	--	--	--	--	5 U	--	--	--	--
	May-11	--	--	0.1	--	--	--	--	--	--	--	5 U	--	--	--	--
	September-11	--	--	0.1	--	--	--	--	--	--	--	5 U	--	--	--	--
	December-11	--	--	0.1	--	--	--	--	--	--	--	5 U	--	--	--	--
	February-12	--	--	0.1	--	--	--	--	--	--	--	5 U	--	--	--	--
	April-12	8270	0.067	0.1	--	--	--	--	--	--	--	ND	--	ND	--	ND
	August-12	8270	0.067	0.1	--	--	--	--	--	--	--	ND	--	ND	--	ND
	November-12	8270	0.067	0.1	--	--	--	--	--	--	--	ND	--	ND	--	ND
	February-13	8270	0.067	0.1	--	--	--	--	--	--	--	ND	--	ND	--	ND
	May-13	8270	0.067	0.1	--	--	--	--	--	--	--	0.057 J	--	ND	--	ND
	August-13	8270	0.067	0.1	--	--	--	--	--	--	--	ND	--	ND	--	ND
	December-13	8270	0.067	0.1	--	--	--	--	--	--	--	ND	--	ND	--	ND
	February-14	8270	0.037	0.1	---	---	---	---	---	---	---	ND	---	ND	---	ND
	May-14	8270	0.037	0.1	---	---	---	---	---	---	---	ND	---	ND	---	ND
	August-14	EPA 8270D	0.037	0.1	---	---	---	---	---	---	---	ND	---	ND	---	ND
	November-14	EPA 8270D	0.037	0.1	---	---	---	---	---	---	---	ND	---	ND	---	ND
	March-15	EPA 8270D	0.037	0.1	---	---	---	---	---	---	---	ND	---	ND	---	ND
Naphthalene	January-10	--	--	--	--	--	--	--	--	--	--	--	--	--	--	--
No MCL	April-10	--	--	0.1	2	0.18	0.1 U	0.1 U	0.1 U	0.1 U	0.1 U	0.1 U	--	--	--	--
	July-10	--	--	0.1	1.6	0.1 U	0.1 U	0.1 U	0.1 U	0.1 U	0.1 U	0.1 U	--	--	--	--
	November-10	--	--	0.1	1.6	0.23	0.15	0.2	0.086 J	0.1 U	0.1	0.18	--	--	--	--
	February-11	--	--	5	--	--	--	--	--	--	--	5 U	--	--	--	--
	May-11	--	--	0.1	--	--	--	--	--	--	--	5 U	--	--	--	--
	September-11	--	--	0.1	--	--	--	--	--	--	--	5 U	--	--	--	--
	December-11	--	--	0.1	--	--	--	--	--	--	--	5 U	--	--	--	--
	February-12	--	--	0.1	--	--	--	--	--	--	--	0.32 B	--	--	--	--
	April-12	8270	0.045	0.1	--	--	--	--	--	--	--	ND	--	ND	--	ND
	August-12	8270	0.045	0.1	--	--	--	--	--	--	--	ND	--	ND	--	ND
	November-12	8270	0.045	0.1	--	--	--	--	--	--	--	ND	--	ND	--	ND
	February-13	8270	0.045	0.1	--	--	--	--	--	--	--	ND	--	ND	--	ND
	May-13	8270	0.045	0.1	--	--	--	--	--	--	--	0.080	--	0.051	--	ND
	August-13	8270	0.045	0.1	--	--	--	--	--	--	--	ND	--	ND	--	ND
	December-13	8270	0.045	0.1	--	--	--	--	--	--	--	1.080	--	1.051	--	ND
	February-14	8270	0.035	0.1	---	---	---	---	---	---	---	ND	---	ND	---	ND
	May-14	8270	0.035	0.1	---	---	---	---	---	---	---	ND	---	ND	---	ND
	August-14	EPA 8270D	0.035	0.1	---	---	---	---	---	---	---	ND	---	ND	---	ND
	November-14	EPA 8270D	0.035	0.1	---	---	---	---	---	---	---	0.040 J	---	ND	---	ND
	March-15	EPA 8270D	0.035	0.1	---	---	---	---	---	---	---	ND	---	ND	---	ND
N-nitrosodiphenylamine/Diphe	January-10	--	--	--	--	--	--	--	--	--	--	--	--	--	--	--
No MCL	April-10	--	--	5	7.5	5 U	5 U	5 U	5 U	5 U	5 U	5 U	--	--	--	--
	July-10	--	--	5	8.7	5 U	5 U	5 U	5 U	5 U	5 U	5 U	--	--	--	--
	November-10	--	--	5	6.6	3 J	1 J	0.82 J	0.48 J	0.47 J	0.4 J	5 U	--	--	--	--
	February-11	--	--	5	--	--	--	--	--	--	--	5 U	--	--	--	--
	May-11	--	--	5	--	--	--	--	--	--	--	5 U	--	--	--	--
	September-11	--	--	5	--	--	--	--	--	--	--	5 U	--	--	--	--
	December-11	--	--	5	--	--	--	--	--	--	--	5 U	--	--	--	--
	February-12	--	--	5	--	--	--	--	--	--	--	0.25 J	--	--	--	--
	April-12	8270	5.4	10	--	--	--	--	--	--	--	ND	--	ND	--	ND
	August-12	8270	5.4	10	--	--	--	--	--	--	--	ND	--	ND	--	ND
	November-12	8270	5.4	10	--	--	--	--	--	--	--	ND	--	ND	--	ND
	February-13	8270	5.4	10	--	--	--	--	--	--	--	ND	--	ND	--	ND
	May-13	8270	5.4	10	--	--	--	--	--	--	--	ND	--	ND	--	ND
	August-13	8270	5.4	10	--	--	--	--	--	--	--	ND	--	ND	--	ND
	December-13	8270	5.4	10	--	--	--	--	--	--	--	ND	--	ND	--	ND
	February-14	8270	5.4	10	--	--	--	--	--	--	--	ND	--	ND	--	ND
	May-14	8270	5.4	10	--	--	--	--	--	--	--	ND	--	ND	--	ND
	August-14	EPA 8270D	5.4	10	---	---	---	---	---	---	---	ND	---	ND	---	ND
	November-14	EPA 8270D	5.4	10	---	---	---	---	---	---	---	ND	---	ND	---	ND
	March-15	EPA 8270D	5.4	10	---	---	---	---	---	---	---	ND	---	ND	---	ND
Nitrobenzene	January-10	--	--	--	--	--	--	--	--	--	--	--	--	--	--	--
No MCL	April-10	--	--	5	5 U	5 U	5 U	5 U	5 U	5 U	5 U	5 U	--	--	--	--
	July-10	--	--	5	5 U	5 U	5 U	5 U	5 U	5 U	5 U	5 U	--	--	--	--
	November-10	--	--	5	5 U	5 U	5 U	5 U	5 U	5 U	5 U	5 U	--	--	--	--
	February-11	--	--	5	--	--	--	--	--	--	--	5 U	--	--	--	--
	May-11	--	--	5	--	--	--	--	--	--	--	5 U	--	--	--	--
	September-11	--	--	5	--	--	--	--	--	--	--	5 U	--	--	--	--
	December-11	--	--	5	--	--	--	--	--	--	--	5 U	--	--	--	--
	February-12	--	--	5	--	--	--	--	--	--	--	5 U	--	--	--	--
	April-12	8270	3.1	10	--	--	--	--	--	--	--	ND	--	ND	--	ND
	August-12	8270	3.1	10	--	--	--	--	--	--	--	ND	--	ND	--	ND
	November-12	8270	3.1	10	--	--	--	--	--	--	--	ND	--	ND	--	ND
	February-13	8270	3.1	10	--	--	--	--	--	--	--	ND	--	ND	--	ND
	May-13	8270	3.1	10	--	--	--	--	--	--	--	ND	--	ND	--	ND
	August-13	8270	3.1	10	--	--	--	--	--	--	--	ND	--	ND	--	ND
	December-13	8270	3.1	10	--	--	--	--	--	--	--	ND	--	ND	--	ND
	February-14	8270	3.2	10	---	---	---	---	---	---	---	ND	---	ND	---	ND
	May-14	8270	3.2	10	---	---	---	---	---	---	---	ND	---	ND	---	ND
	August-14	EPA 8270D	3.2	10	---	---	---	---	---	---	---	ND	---	ND	---	ND
	November-14	EPA 8270D	3.2	10	---	---	---	---	---	---	---	ND	---	ND	---	ND
	March-15	EPA 8270D	3.2	10	---	---	---	---	---	---	---	ND	---	ND	---	ND
Phenanthrene	January-10	--	--	--	--	--	--	--	--	--	--	--	--	--	--	--
No MCL	April-10	--	--	0.1	0.17	0.1 U	0.1 U	0.1 U	0.1 U	0.1 U	0.1 U	0.1 U	--	--	--	--
	July-10	--	--	0.1	0.19	0.1 U	0.1 U	0.1 U	0.1 U	0.1 U	0.1 U	0.1 U	--	--	--	--
	November-10	--	--	0.1	0.17	0.13	0.088 J	0.09 J	0.041 J	0.069 J	0.26	0.095 J	--	--	--	--
	February-11	--	--	5	--	--	--	--	--	--	--	5 U	--	--	--	--
	May-11	--	--	0.1	--	--	--	--	--	--	--	5 U	--	--	--	--
	September-11	--	--	0.1	--	--	--	--	--	--	--	5 U	--	--	--	--
	December-11	--	--	0.1	--	--	--	--	--	--	--	5 U	--	--	--	--
	February-12	--	--	0.1	--	--	--	--	--	--	--	5 U	--	--	--	--
	April-12	8270	0.044	0.1	--	--	--	--	--	--	--	ND	--	ND	--	ND
	August-12	8270	0.044	0.1	--	--	--	--	--	--	--	ND	--	ND	--	ND
	November-12	8270	0.044	0.1	--	--	--	--	--	--	--	ND	--	ND	--	ND
	February-13	8270	0.044	0.1	--	--	--	--	--	--	--	ND	--	ND	--	ND
	May-13	8270	0.044	0.1	--	--	--	--	--	--	--	0.063 J	--	ND	--	ND
	August-13	8270	0.044	0.1	--	--	--	--	--	--	--	ND	--	ND	--	ND
	December-13	8270	0.044	0.1	--	--	--	--	--	--	--	1.063 J	--	ND	--	ND
	February-14	8270	0.039	0.1	---	---	---	---	---	---	---	ND	---	ND	---	ND
	May-14	8270	0.039	0.1	---	---	---	---	---	---	---	ND	---	ND	---	ND
	August-14	EPA 8270D	0.039	0.1	---	---	---	---	---	---	---	0.046 J	---	ND	---	ND
	November-14	EPA 8270D	0.039	0.1	---	---	---	---	---	---	---	ND	---	ND	---	ND
	March-15	EPA 8270D	0.039	0.1	---	---	---	---	---	---	---	ND	---	ND	---	ND

TABLE 5

SUMMARY OF DETECTED VOLATILE ORGANIC COMPOUNDS
WETLAND SAMPLING LOCATIONS
KIM STAN LANDFILL

Analyte	Sample Collection Date	EPA Method	DL	QL	WOT-1	WOT-2	WOT-3	WOT-4	WOT-5	WOT-6	WOT-7	WOT-8	Field Blank	Equipment Blank	Trip Blank	Method Blank
Pentachlorophenol	January-10	--	--	--	--	--	--	--	--	--	--	--	--	--	--	--
MCL = 1	April-10	--	--	10	10 U	0.23 L	10 U	10 U	10 U	10 U	10 U	10 U	--	--	--	--
	July-10	--	--	10	10 U	10 U	10 R	10 R	10 U	10 U	10 U	10 R	--	--	--	--
	November-10	--	--	10	0.21 J	0.2 J	0.2 R	0.2 R	0.2 R	0.14 J	0.2 R	0.14 J	--	--	--	--
	February-11	--	--	10	--	--	--	--	--	--	--	10 U	--	--	--	--
	May-11	--	--	10	--	--	--	--	--	--	--	10 U	--	--	--	--
	September-11	--	--	10	--	--	--	--	--	--	--	10 U	--	--	--	--
	December-11	--	--	10	--	--	--	--	--	--	--	10 U	--	--	--	--
	February-12	--	--	10	--	--	--	--	--	--	--	10 U	--	--	--	--
	April-12	8270	6.3	10	--	--	--	--	--	--	--	ND	--	ND	--	ND
	August-12	8270	6.3	10	--	--	--	--	--	--	--	ND	--	ND	--	ND
	November-12	8270	6.3	10	--	--	--	--	--	--	--	ND	--	ND	--	ND
	February-13	8270	6.3	10	--	--	--	--	--	--	--	ND	--	ND	--	ND
	May-13	8270	6.3	10	--	--	--	--	--	--	--	ND	--	ND	--	ND
	August-13	8270	6.3	10	--	--	--	--	--	--	--	ND	--	ND	--	ND
	December-13	8270	6.3	10	--	--	--	--	--	--	--	ND	--	ND	--	ND
	February-14	8270	8.2	10	---	---	---	---	---	---	---	ND	---	ND	---	ND
	May-14	8271	8.2	10	---	---	---	---	---	---	---	ND	---	ND	---	ND
	August-14	EPA 8270D	8.2	10	---	---	---	---	---	---	---	ND	---	ND	---	ND
	November-14	EPA 8270D	8.2	10	---	---	---	---	---	---	---	ND	---	ND	---	ND
	March-15	EPA 8270D	8.2	10	---	---	---	---	---	---	---	ND	---	ND	---	ND
Phenol	January-10	--	--	--	--	--	--	--	--	--	--	--	--	--	--	--
No MCL	April-10	--	--	5	5 U	5 U	5 U	5 U	5 U	5 U	5 U	5 U	--	--	--	--
	July-10	--	--	5	5 U	5 U	5 U	5 U	5 U	5 U	5 U	5 U	--	--	--	--
	November-10	--	--	5	0.48 J	0.56 J	1 J	1.1 J	0.9 J	0.91 J	0.79 J	0.66 J	--	--	--	--
	February-11	--	--	5	--	--	--	--	--	--	--	5 U	--	--	--	--
	May-11	--	--	5	--	--	--	--	--	--	--	5 U	--	--	--	--
	September-11	--	--	5	--	--	--	--	--	--	--	5 U	--	--	--	--
	December-11	--	--	5	--	--	--	--	--	--	--	5 U	--	--	--	--
	February-12	--	--	5	--	--	--	--	--	--	--	5 U	--	--	--	--
	April-12	8270	1.4	10	--	--	--	--	--	--	--	ND	--	ND	--	ND
	August-12	8270	1.4	10	--	--	--	--	--	--	--	ND	--	ND	--	ND
	November-12	8270	1.4	10	--	--	--	--	--	--	--	ND	--	ND	--	ND
	February-13	8270	1.4	10	--	--	--	--	--	--	--	ND	--	ND	--	ND
	May-13	8270	1.4	10	--	--	--	--	--	--	--	ND	--	ND	--	ND
	August-13	8270	1.4	10	--	--	--	--	--	--	--	ND	--	ND	--	ND
	December-13	8270	1.4	10	--	--	--	--	--	--	--	ND	--	ND	--	ND
	February-14	8270	5.6	10	--	--	--	--	--	--	--	ND	--	ND	--	ND
	May-14	8270	5.6	10	--	--	--	--	--	--	--	ND	--	ND	--	ND
	August-14	EPA 8270D	5.6	10	---	---	---	---	---	---	---	ND	---	ND	---	ND
	November-14	EPA 8270D	5.6	10	---	---	---	---	---	---	---	ND	---	ND	---	ND
	March-15	EPA 8270D	5.6	10	---	---	---	---	---	---	---	ND	---	ND	---	ND
Pyrene	January-10	--	--	--	--	--	--	--	--	--	--	--	--	--	--	--
No MCL	April-10	--	--	0.1	0.1 U	0.1 U	0.1 U	0.1 U	0.1 U	0.1 U	0.1 U	0.1 U	--	--	--	--
	July-10	--	--	0.1	0.1 U	0.1 U	0.1 U	0.1 U	0.1 U	0.1 U	0.1 U	0.1 U	--	--	--	--
	November-10	--	--	0.1	0.1 U	0.1 U	0.1 U	0.1 U	0.1 U	0.1 U	0.18	0.019 J	--	--	--	--
	February-11	--	--	0.1	--	--	--	--	--	--	--	--	--	--	--	--
	May-11	--	--	0.1	--	--	--	--	--	--	--	--	--	--	--	--
	September-11	--	--	0.1	--	--	--	--	--	--	--	--	--	--	--	--
	December-11	--	--	0.1	--	--	--	--	--	--	--	--	--	--	--	--
	February-12	--	--	0.1	--	--	--	--	--	--	--	--	--	--	--	--
	April-12	8270	0.053	0.1	--	--	--	--	--	--	--	ND	--	ND	--	ND
	August-12	8270	0.053	0.1	--	--	--	--	--	--	--	ND	--	ND	--	ND
	November-12	8270	0.053	0.1	--	--	--	--	--	--	--	ND	--	ND	--	ND
	February-13	8270	0.053	0.1	--	--	--	--	--	--	--	ND	--	ND	--	ND
	May-13	8270	0.053	0.1	--	--	--	--	--	--	--	0.057 J	--	ND	--	ND
	August-13	8270	0.053	0.1	--	--	--	--	--	--	--	ND	--	ND	--	ND
	December-13	8270	0.053	0.1	--	--	--	--	--	--	--	ND	--	ND	--	ND
	February-14	8270	0.048	0.1	---	---	---	---	---	---	---	ND	---	ND	---	ND
	May-14	8270	0.048	0.1	---	---	---	---	---	---	---	ND	---	ND	---	ND
	August-14	EPA 8270D	0.048	0.1	---	---	---	---	---	---	---	ND	---	ND	---	ND
	November-14	EPA 8270D	0.048	0.1	---	---	---	---	---	---	---	ND	---	ND	---	ND
	March-15	EPA 8270D	0.048	0.1	---	---	---	---	---	---	---	ND	---	ND	---	ND

Notes: All concentrations are reported in micrograms per liter.
ug/L = micrograms per liter
MCL = Maximum Contaminant Level
DL = Laboratory detection limit
QL = Laboratory quantitation limit
B = Blank qualified
J = Estimated Concentration; Detected at a concentraion below the quantitation limit
K = Reported value may be biased high. Actual value is expected to be lower
L = Reported value may be biased low. Actual value is expected to be higher
R = Unusable result; analyte may or may not be present
U = Not detected at associated quantitation limit.
UL = Not detected, quantitation limit is probably higher.
"--" = Not Avaliable
ND = Not detected above laboratory detection limit