

**Monitoring Report for Seafood Harvested in 2013
from the New Bedford Harbor Superfund Site**

by

Massachusetts Department of Environmental Protection

and

Massachusetts Division of Marine Fisheries

June 2014

TABLE OF CONTENTS

1. Introduction
2. Seafood Monitoring Program Design
3. 2013 Field Collection
4. Analytical Chemistry
5. Results and Discussion
6. References

FIGURES

- Figure 1 PCB Sample Locations Areas 1 to 3
- Figure 2 Alewife Sample Location Area 1
- Figure 3 Black Sea Bass Sample Locations Areas 2 & 3
- Figure 4 Bluefish Sample Locations Areas 2 & 3
- Figure 5 Conch Sample Locations Areas 2 & 3
- Figure 6 Quahog (Pre-spawn) Sample Locations Areas 2 to 3
- Figure 7 Quahog (Post-Spawn) Sample Locations Areas 2 & 3
- Figure 8 Scup Sample Locations Areas 2 & 3
- Figure 9 Tautog Sample Locations Areas 2 & 3
- Figure 10 Striped Bass Sample Locations Areas 2 & 3
- Figure 11 Striped Bass Sample Locations Off-Site
- Figure 12 PCBs Concentrations in Black Sea Bass Areas 2 & 3
- Figure 13 PCBs Concentrations in Bluefish Areas 2 & 3
- Figure 14 PCBs Concentrations in Conch Areas 2 & 3
- Figure 15 PCBs Concentrations in Quahog (Pre-Spawn) Areas 2 & 3
- Figure 16 PCBs Concentrations in Quahog (Post-Spawn) Areas 2 & 3
- Figure 17 PCBs Concentrations in Scup Areas 2 & 3
- Figure 18 PCBs Concentrations in Tautog Areas 2 & 3
- Figure 19 PCBs Concentrations in Striped Bass Areas 2 & 3
- Figure 20 PCBs Concentrations in Striped Bass Off-Site

TABLES

- Table 1 Summary of Sample Data for Alewife Area 1
- Table 2 Summary of Sample Data for Black Sea Bass Areas 2 & 3
- Table 3 Summary of Sample Data for Bluefish Areas 2 & 3
- Table 4 Summary of Sample Data for Conch Areas 2 & 3
- Table 5 Summary of Sample Data for Pre-Spawn Quahog Areas 2 & 3
- Table 6 Summary of Sample Data for Post-Spawn Quahog Areas 2 & 3
- Table 7 Comparison of Pre-Spawn and Post Spawn Quahog Areas 2 & 3
- Table 8 Summary of Sample Data for Scup Areas 2 & 3
- Table 9 Summary of Sample Data for Tautog Areas 2 & 3
- Table 10 Summary of Sample Data for Striped Sea Bass Areas 2 & 3
- Table 11 Summary of Sample Data for Off-Site Striped Sea Bass

APPENDICIES

- Appendix A Laboratory Data
- Appendix B Data Validation Summary, MassDEP, NBH Superfund Site, Seafood Contaminant Survey Monitoring 2013 Sampling, March 4, 2014
- Appendix C Seafood Monitoring - Field Sampling Activities for the NBH Superfund Site 2013 Annual Report, February 2014
- Appendix D Field Sampling Report 2013 Striped Bass Monitoring for the NBH Superfund Site, February 2014

1. Introduction

This report documents the levels of PCBs (polychlorinated biphenyls) measured in edible seafood species caught in New Bedford Harbor and surrounding Buzzards Bay in southeastern Massachusetts in 2013. This seafood monitoring program is part of the ongoing PCB cleanup program for the New Bedford Harbor (NBH) Superfund Site, and was a collaborative effort involving the MA Department of Marine Fisheries (DMF), the MA Department of Environmental Protection, (MassDEP), and the U.S. Environmental Protection Agency Region I (EPA).

Due to the identification of high PCB levels in area seafood, the MA Department of Public Health in 1979 promulgated regulations restricting seafood consumption in three closure areas in and around NBH as shown on Figure 1 (MADPH, 1979). NBH was subsequently listed as a Superfund site in 1983. Per the 1998 Record of Decision (ROD) (EPA, 1998) for the site, approximately 900,000 cubic yards (cy) of PCB-contaminated sediments and soils are to be removed. Based on 2012 settlement re-opener, the cleanup is estimated to take seven years to complete. Consistent with the 1998 ROD, this seafood monitoring program will aid in the evaluation of the overall effectiveness of the harbor cleanup, as well as assist in the implementation of institutional controls and seafood restrictions.

2. Seafood Monitoring Program Design

Based on previous investigations and risk assessments performed for the NBH Site, a variety of species were selected for this monitoring program that are considered locally caught seafood; are generally available for field collection; and which bracket potential worst case tissue levels (MassDEP, 2013a). In previous sampling rounds, these species include lobster (*Homarus americanus*), blue crabs (*Carcinus maenas*), quahog (i.e., hard shelled clam, *Mercenaria mercenaria*), alewife (*Alosa pseudoharengus*), American eel (*Anguilla rostrata*), black sea bass (*Centropristes striatus*), winter flounder (*Pseudopleuronectes americanus*), and scup (*Stenotomus chrysops*). The goal of this seafood monitoring program is to acquire annual collections of these species in sufficient numbers from all three closure areas to enable statistical comparisons between them, but with the understanding that some species may not necessarily be caught in sufficient numbers every year.

To meet this goal, the monitoring design calls for five composite samples for each species from each of the three closure areas. Based on previous site sampling experience, modifications have been made to the original sampling approach. The species collected for 2013 were alewife, black sea bass, bluefish, conch, scup, striped bass, tautog, and one pre-spawn and post-spawn quahog event.

Each composite sample consists of legally harvestable organisms. For alewife and scup, the composite were five organisms. For blue fish, the composite sample consists of three to five organisms. For black sea bass, the composite sample consists of two to four organisms. For tautog, the composite sample consists of two to five organisms. For quahog,

the composite sample generally consists of 13 organisms. For conch, the composite sample consists of five to twelve organisms. For striped bass, the sample consists of one organism.

In addition to comparing the results of this monitoring to past and future seafood monitoring results, the results of this seafood monitoring program will be compared to the current U.S. Food and Drug Administration's (FDA's) criteria for PCBs in commercial seafood of 2 parts per million (ppm). It was exceedances of the FDA criteria in NBH seafood which prompted promulgation of the state's seafood closure areas in 1979 (the FDA criteria at that time was 5 ppm). In addition to comparisons to the current FDA level, and as explained in the 1998 ROD, EPA will compare the results of the seafood monitoring program to a site-specific threshold of 0.02 ppm PCBs. Consistent with CERCLA and the NCP, however, the selected remedy for the site (EPA, 1998, Section X) uses a health-based seafood criteria of 0.02 ppm PCBs based on local patterns of seafood consumption which involve more frequent consumption of local PCB-contaminated seafood than that used by the FDA standard.

Off-site samples were collected for striped bass (MassDEP, 2013b).

3. 2013 Field Collection

The DMF on-site field sampling program included the collection of alewife, black sea bass, bluefish, conch, quahog, tautog, and scup. The Sampling Report for species collected in 2013 by DMF is in Appendix C.

Alewife was collected using a net in April (Figure 2). Black sea bass was harvested by fish pots during May and June (Figure 3). Bluefish was collected using rod and reel in June (Figure 4). Conch was harvested by pots in October (Figure 5). Quahog was collected pre-spawn in May (Figure 6) and post-spawn in August (Figure 7) using a rake and diver. Scup was collected using fish pots during May and June (Figure 8). Tautog was harvested by fish pots during May and June (Figure 9).

Despite considerable effort to collect species according to the monitoring program design, all species were not obtained in all three closure areas as originally planned. No flounder were collected because the stock is considered "overfished" as determined by the Atlantic States Marine Fisheries Commission. Black sea bass and tautog were substituted for flounder.

The AMEC conducted the collection of striped bass on and off-site. The Sampling Report for species collected in 2013 by the AMEC is in Appendix D.

Striped bass was collected on and off-site using hook and line in June (Figures 10 and 11). The striped bass collected off-site were located near Cuttyhunk Island in Massachusetts.

Complete collection information including the dates fished, identification information, species, station identification, latitude and longitude, and collection method are included on the Field Collection Forms in Appendix C and D. All samples were delivered frozen to Alpha Woods Hole Labs (Alpha) in Mansfield, MA for analysis.

4. Analytical Chemistry

The seafood samples were analyzed for four PCB Aroclors and 136 PCB congeners by GC/MS-SIM (gas chromatography/mass spectrometry-selective ion monitoring) based on EPA Methods 680 and 8270D. Both the Aroclor and the congener approach were used to allow comparisons with previous site data of both types. The four Aroclors measured were Aroclors 1242, 1248, 1254 and 1260. In the previous years of sampling, a fifth Aroclor 1232 was included. Aroclor 1232 was dropped in 2009, because in all the previous sampling rounds, it was never detected. The 136 congeners measured included the eighteen NOAA (National Oceanic and Atmospheric Administration) list congeners and the twelve WHO '98 (1998 World Health Organization) list of dioxin-like congeners. Two congeners, BZ #105 and #118, appear on both lists. The NOAA congener list was used by the MA DMF in its analysis of Area III lobsters from 1988 - 1998, while Aroclors had been used previous to this. The NOAA list typically represents approximately 45% of the total PCB in marine tissue (NOAA, 1993).

The congeners quantitated in this effort are listed in the New Bedford Harbor Superfund Site Quality Assurance Project Plan Revision 9 (MassDEP, 2013c). The WHO '98 congeners were included to enable the evaluation of risks to human health due to the presence of any dioxin-like PCB congeners, if deemed necessary.

Tissue from the collected specimens was filleted, sub-sampled and/or composited as necessary for sample homogenization, extraction and analysis. The first step in the analytical process for the quahog samples was the compositing of twelve individual samples from each location; these were combined to form one composite sample per location. For each group, approximately five grams of wet sample tissue was homogenized using a tissumizer. Samples were then extracted using EPA method 3570 Microscale Solvent Extraction (MSE) techniques (spin extraction with acetone/methylene chloride in a sealed vessel).

The extract was then cleaned up to remove the lipid portion and separate the PCB Analytes from the lipid. Following sample cleanup, extracts were dried and concentrated using the Kuderna-Danish (K-D) method, brought up to final volume and analyzed. Extract cleanup was performed using Gel Permeation Chromatography (GPC) and Sulfuric Acid Cleanup. Silica Gel Cleanup was also employed as appropriate, based on the sample extracts.

Sample analysis using GC/MS-SIM allowed identification and quantitation of both congeners and Aroclors using selected PCB congeners from BZ1 to BZ209. The identification of the specific congeners was accomplished by comparing their mass spectra with the electron impact spectra of the calibration standards. Congener concentrations were determined using mean relative response factors from a multi-level calibration curve. Response factors for congeners were determined relative to internal standard technique. Aroclor identification was performed using pattern recognition from the GC/MS-SIM chromatogram and comparing responses of three to five discrete peaks unique to each Aroclor. Aroclor concentrations were determined by calculating the concentration of each corresponding peak in the sample chromatogram and the three to five resulting

concentrations are averaged to provide a final result for the sample. A multi-point curve was used for the individual congeners to demonstrate the linear range of the instrument. Continuing calibrations assured linearity remained for the duration of the analysis. A single point calibration was used for the Aroclors utilizing the congener calibration. Laboratory SOPs are available in the Quality Assurance Project Plan Revision 9 (MassDEP, 2013c) should further details on chromatographic conditions, quality control criteria, and other elements of the analysis be needed. While lipid content was reported, the wet weight PCB concentrations reported herein are not lipid normalized.

The data validation summary for the laboratory analysis is presented in Appendix B.

5. Results and Discussion

As with previous studies of sediments, water column, seafood, and air at the NBH Site, the current data set demonstrates a generally decreasing trend (north to south) of PCB levels in locally caught seafood. In other words, tissue PCB levels decrease proportionally with the distance from the primary source of PCBs to the upper harbor (the Aerovox facility). Figures 12 through 20 graphically summarize the current data, and Tables 1 through 11 tabulate the totals and averages of the congener and Aroclor sample results.

PCBs are a group of similar organic molecules featuring a “figure-eight” structure of two bonded benzene rings with chlorine atoms attached at up to ten different attachment sites. Theoretically, up to 209 different PCB congeners (or molecular variations) are possible, yet only about 120 of these are found in the natural environment. Furthermore, NOAA has demonstrated that 18 specific congeners are the most pervasive and generally make up almost half of the PCB mass in marine tissues. In addition, WHO considers the twelve specific dioxin-like congeners to present the greatest risk to human health. As noted above in Section 4, two congeners, BZ #105 and BZ #118, are included in both the NOAA and the WHO congener sets.

Throughout their industrial use in the U.S., PCBs were sold under the Aroclor trade name. Aroclors are a mixture of congeners, and different Aroclor types consisting of different congeners and chlorine levels were manufactured (e.g., Aroclor 1242 had 42% chlorine, and Aroclor 1260 had 60% chlorine). For this monitoring effort, both Aroclors and congeners (136 including the 28 congeners of the combined NOAA and WHO subsets) were measured to assist in the comparison with previous site data, as well as to further understand the similarities and differences of these two analytical approaches.

In the current sampling round, the Aroclors concentrations are generally higher than the congeners concentration for all the site areas averages.

For the quahog, there was an average increase of about 23% (123% - 100%) in PCB congener concentration after spawning using only the detected values as shown in Table 7. There was an average 20% decrease (100% - 80%) post-spawn in the lipid concentration for the quahog after spawning. Normally, it is expected that the PCB concentrations would drop after spawning, as the lipids did.

Generally, the PCB concentrations in the on-site Striped Bass samples were generally twice the concentrations of the off-site samples as shown in Figures 19 and 20 and Tables 10 and 11.

Overall, the current data set indicate continued levels of PCBs in NBH area seafood above the 1998 ROD's site-specific goal of 0.02 ppm. Two species (tautog fillet and Quahog) had individual sample locations at or above the FDA limit of 2 ppm PCBs for Aroclor.

It should be noted that these PCB levels do not apply to seafood caught by the harbor's commercial fishing fleet, as this seafood is caught significantly further offshore than the three PCB closure areas at the New Bedford Harbor Superfund Site. However, these results do indicate the need to continue the outreach program to inform and educate the local communities and recreational sport fishermen about the fishing bans.

The seafood sampling program has been on-going since 2002, the previous year's reports can be found at the EPA's web site at www.epa.gov/ne/nbh under "Technical Documents".

6. References

EPA, 1998. Record of Decision for the Upper and Lower Harbor Operable Unit, New Bedford Harbor Superfund Site, New Bedford, Massachusetts. U.S. EPA - Region I New England. September 1998.

MADPH, 1979. Massachusetts Department of Public Health Regulations 105 CMR 260.000. 1979

MassDEP, 2013a. Seafood Monitoring and Field Sampling Work Plan, New Bedford Harbor Superfund Site, Massachusetts Department of Environmental Protection. June 2013

MassDEP, 2013b. Striped Bass Monitoring and Field Sampling Work Plan, New Bedford Harbor Superfund Site, MassDEP. April 2013

MassDEP, 2013c. Quality Assurance Project Plan Revision 9, New Bedford Harbor Superfund Site, New Bedford, Massachusetts. Massachusetts Department of Environmental Protection. February 12, 2013.

NOAA, 1993. NOAA Technical Memorandum NOA ORCA 71. National Status and Trends Program for Marine Environmental Quality. Sampling and Analytical Methods of the National Status and Trends Program National Benthic Surveillance and Mussel Watch Projects, 1984-1992. Volume 1. Silver Springs, Maryland. July 1993

FIGURES

- Figure 1 PCB Sample Locations Areas 1 to 3
- Figure 2 Alewife Sample Location Area 1
- Figure 3 Black Sea Bass Sample Locations Areas 2 & 3
- Figure 4 Bluefish Sample Locations Areas 2 & 3
- Figure 5 Conch Sample Locations Areas 2 & 3
- Figure 6 Quahog (Pre-spawn) Sample Locations Areas 2 to 3
- Figure 7 Quahog (Post-Spawn) Sample Locations Areas 2 & 3
- Figure 8 Scup Sample Locations Areas 2 & 3
- Figure 9 Tautog Sample Locations Areas 2 & 3
- Figure 10 Striped Bass Sample Locations Areas 2 & 3
- Figure 11 Striped Bass Sample Locations Off-Site
- Figure 12 PCBs Concentrations in Black Sea Bass Areas 2 & 3
- Figure 13 PCBs Concentrations in Bluefish Areas 2 & 3
- Figure 14 PCBs Concentrations in Conch Areas 2 & 3
- Figure 15 PCBs Concentrations in Quahog (Pre-Spawn) Areas 2 & 3
- Figure 16 PCBs Concentrations in Quahog (Post-Spawn) Areas 2 & 3
- Figure 17 PCBs Concentrations in Scup Areas 2 & 3
- Figure 18 PCBs Concentrations in Tautog Areas 2 & 3
- Figure 19 PCBs Concentrations in Striped Bass Areas 2 & 3
- Figure 20 PCBs Concentrations in Striped Bass Off-Site

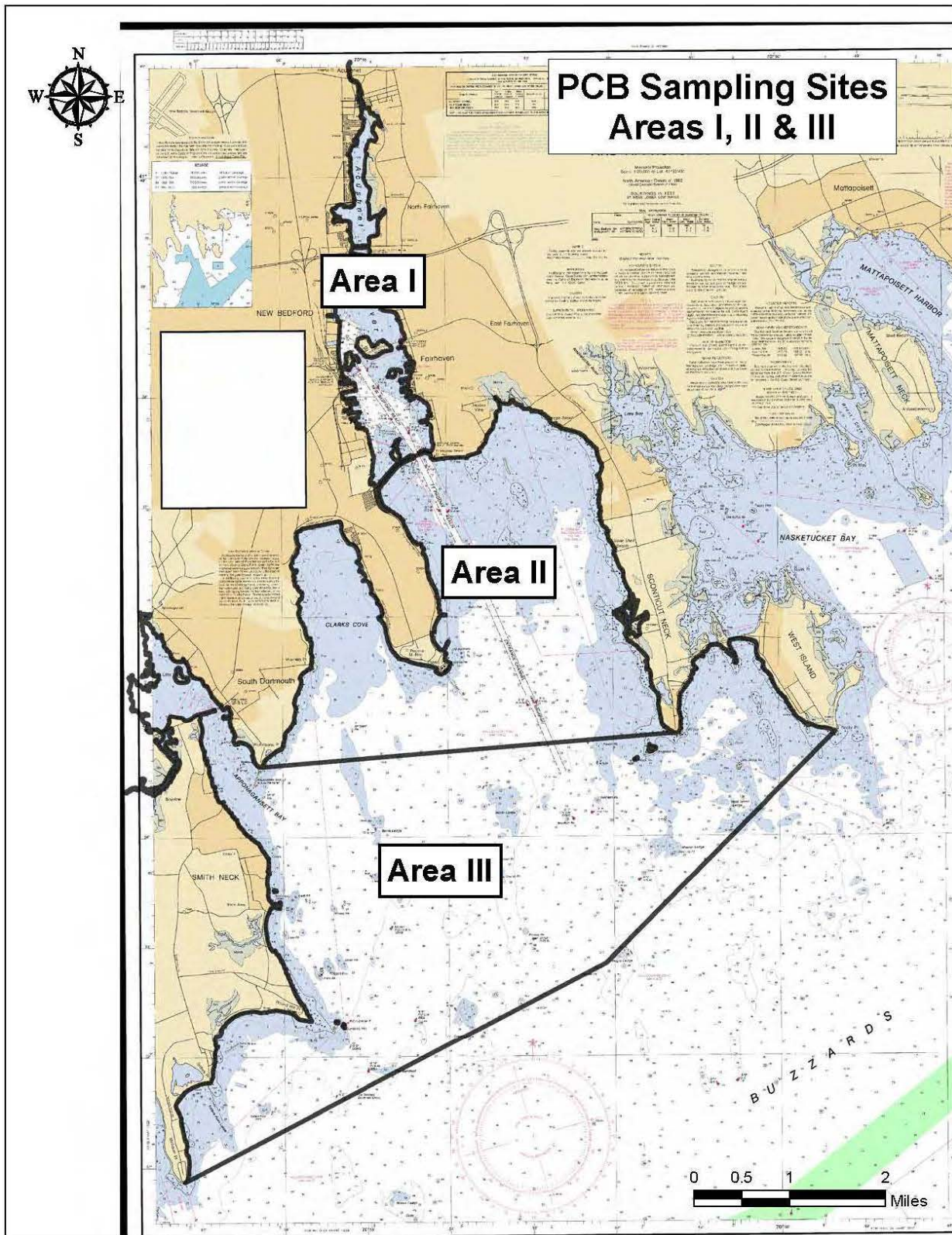


Figure 1 Fish Closure Areas I to III

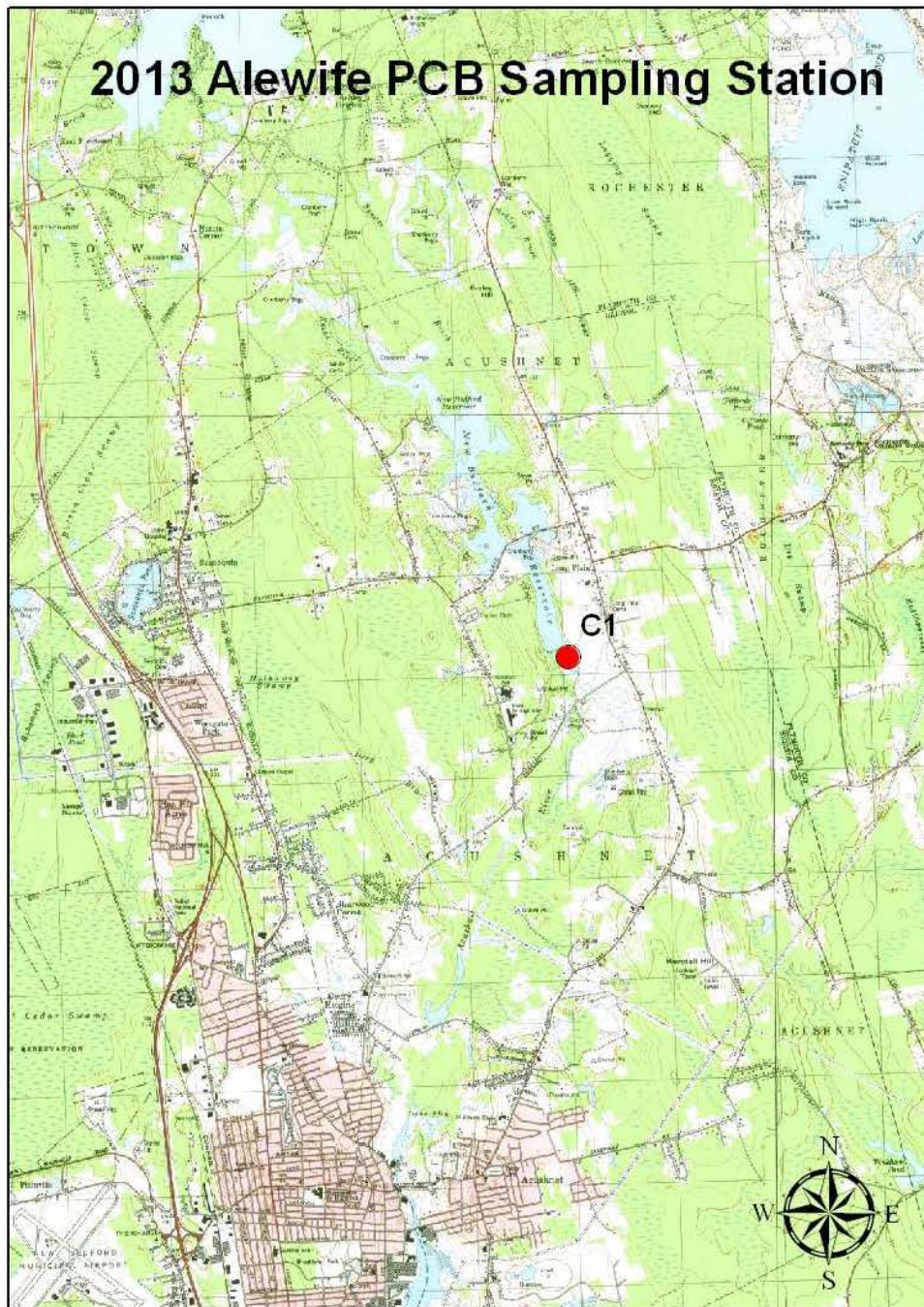


Figure 2 Alewife Sample Location - Area I

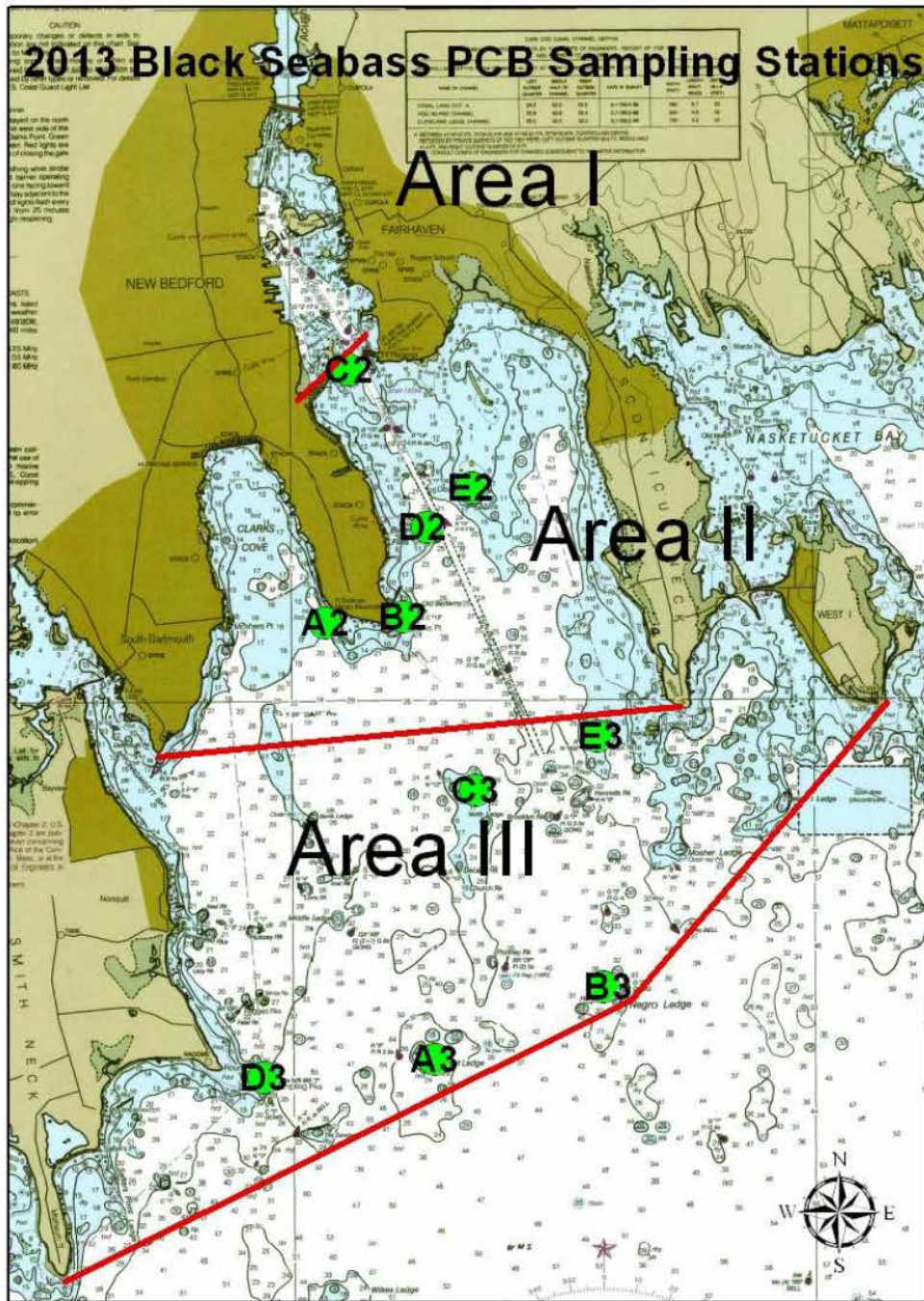


Figure 3 Black Sea Bass Sample Locations - Areas II & III

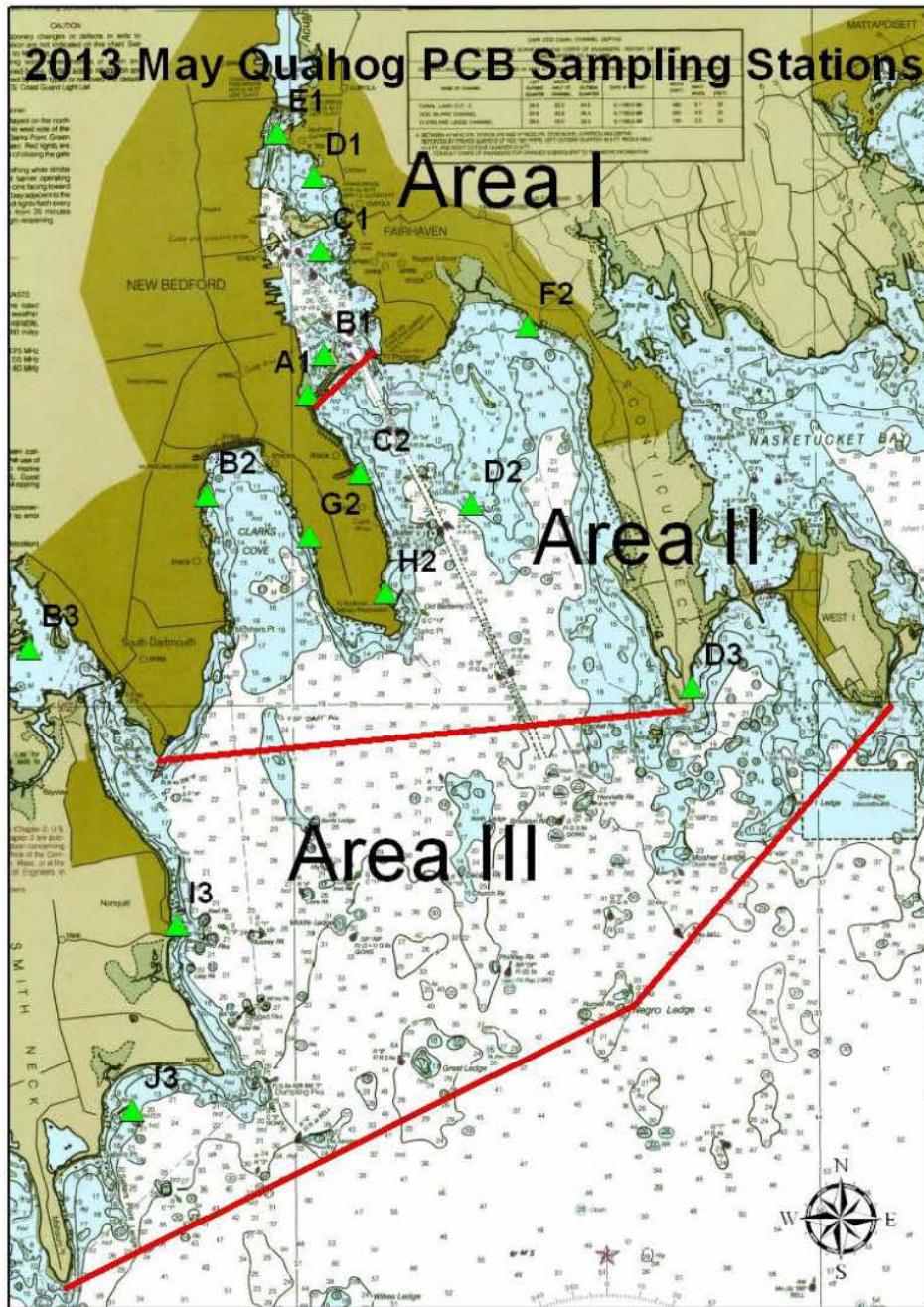


Figure 6 Quahog (Pre-spawn) Sample Locations - Areas I, II, and III

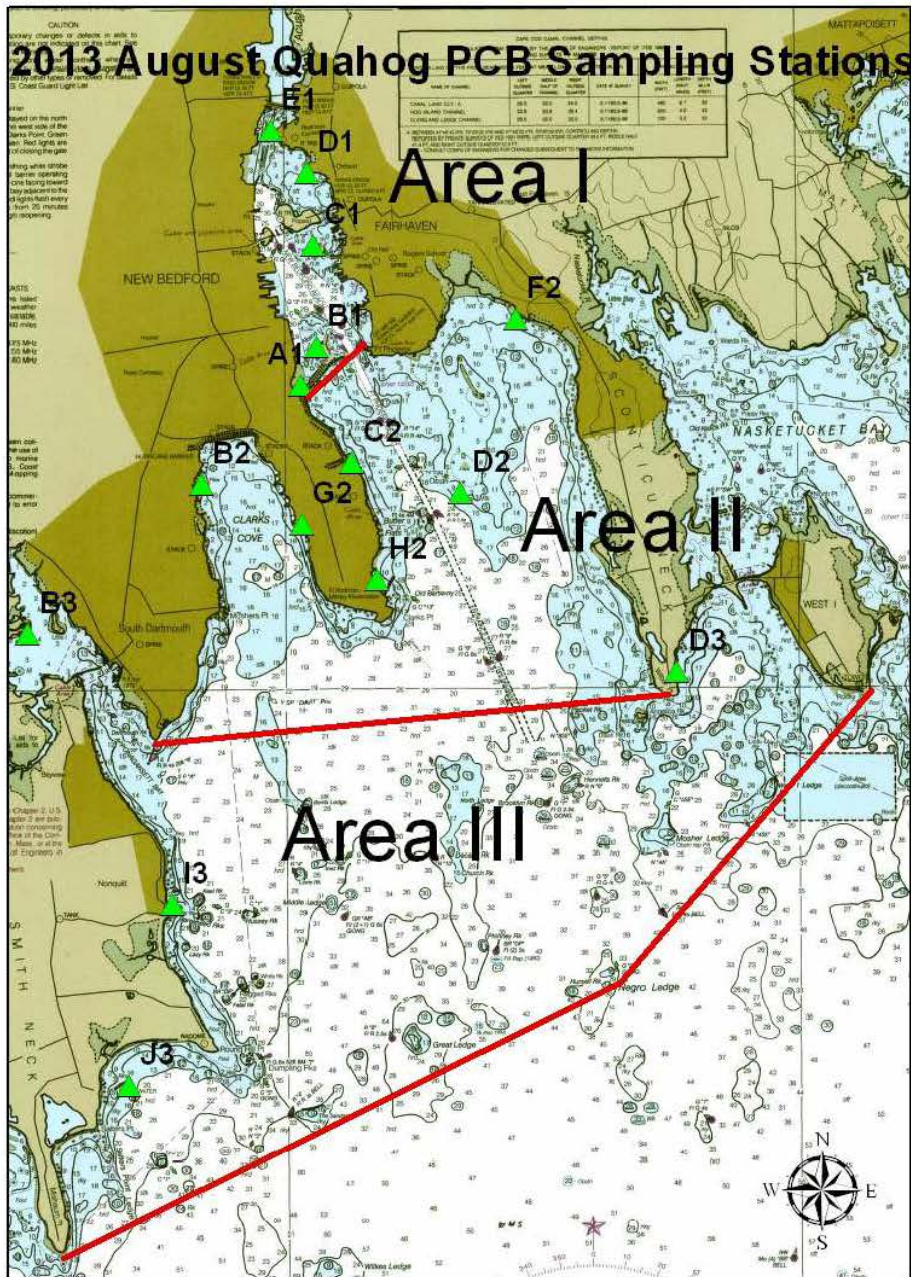


Figure 7 Quahog (Post-spawn August) Sample Locations - Areas I, II, & III

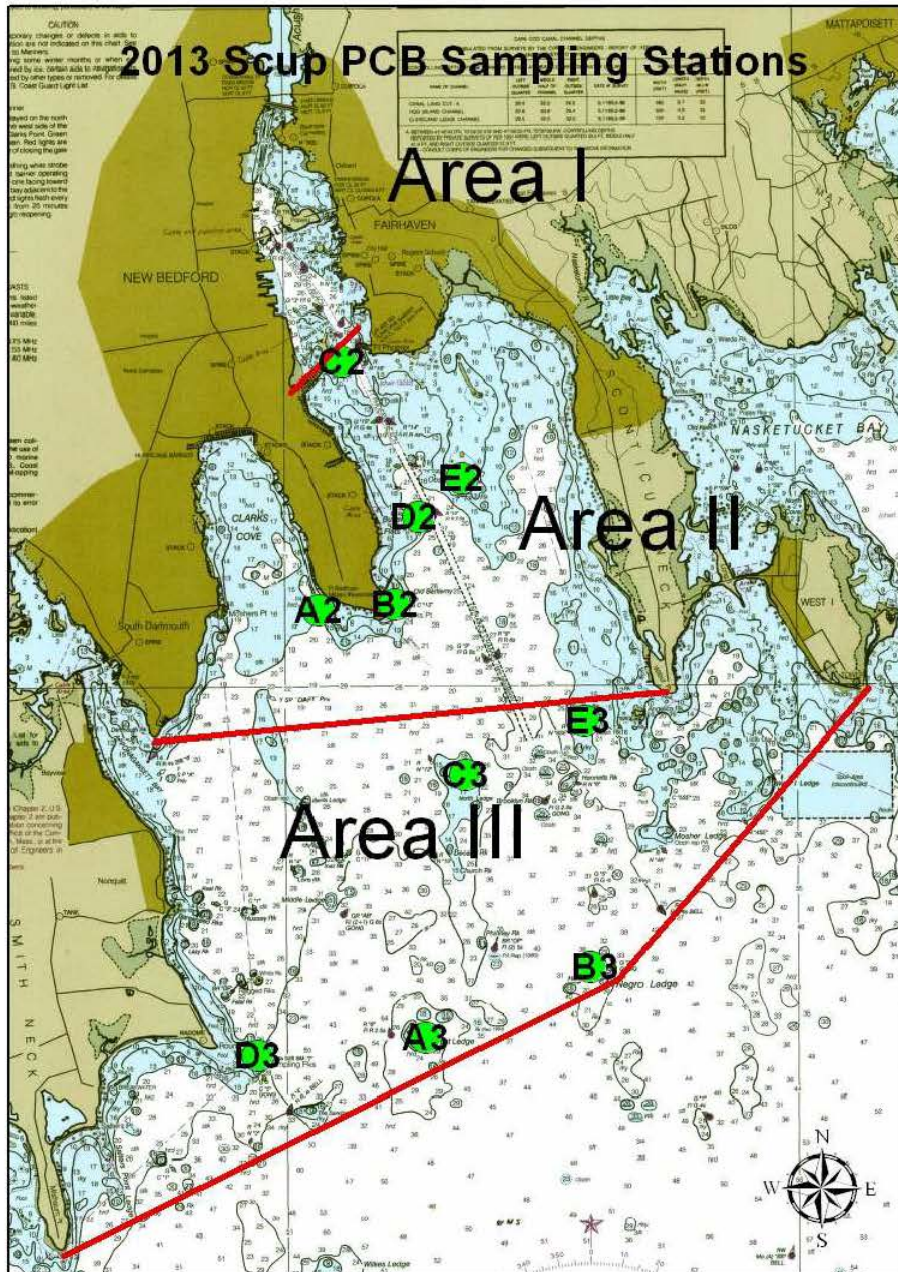


Figure 8 Scup Sample Locations - Areas II & III

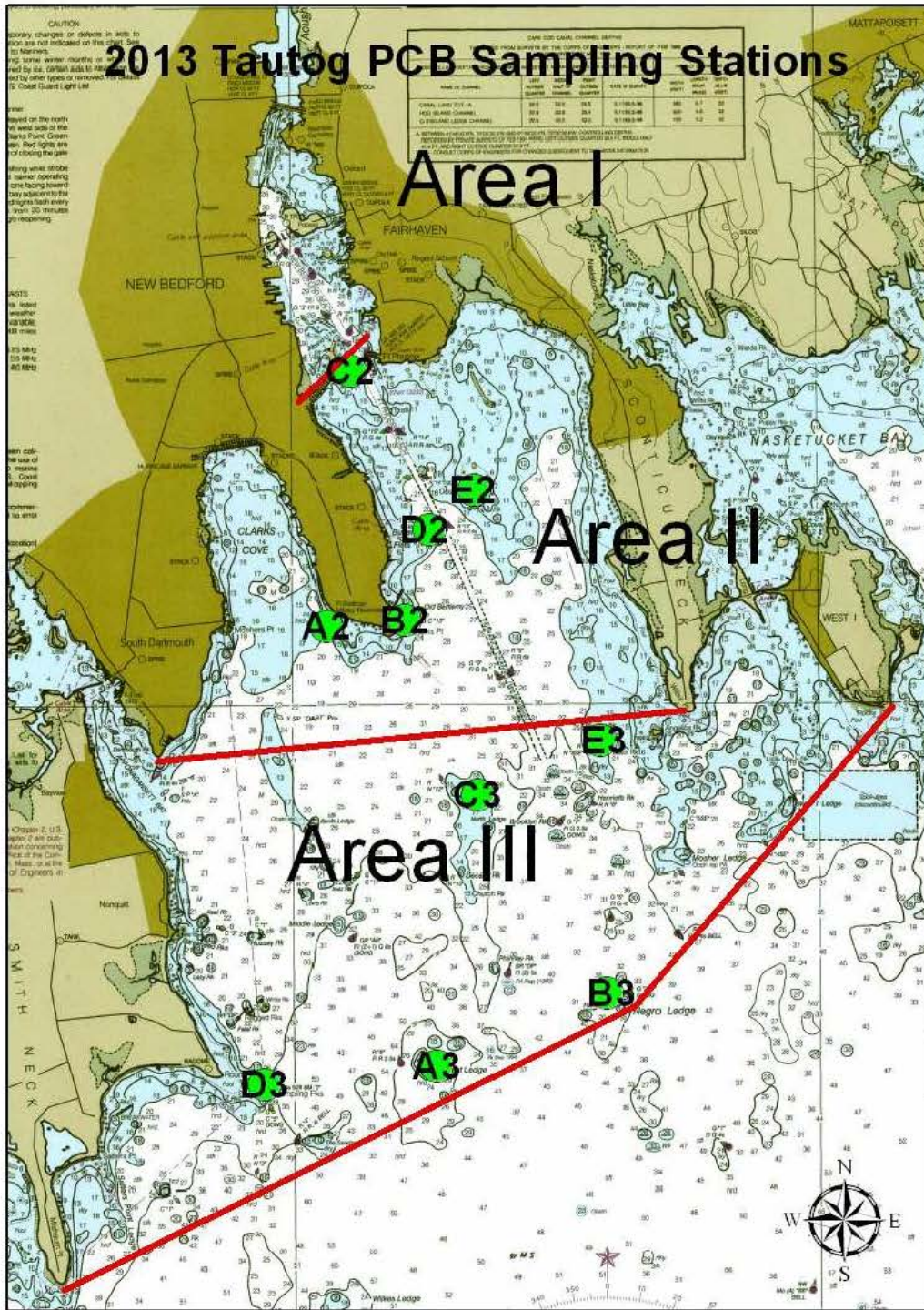
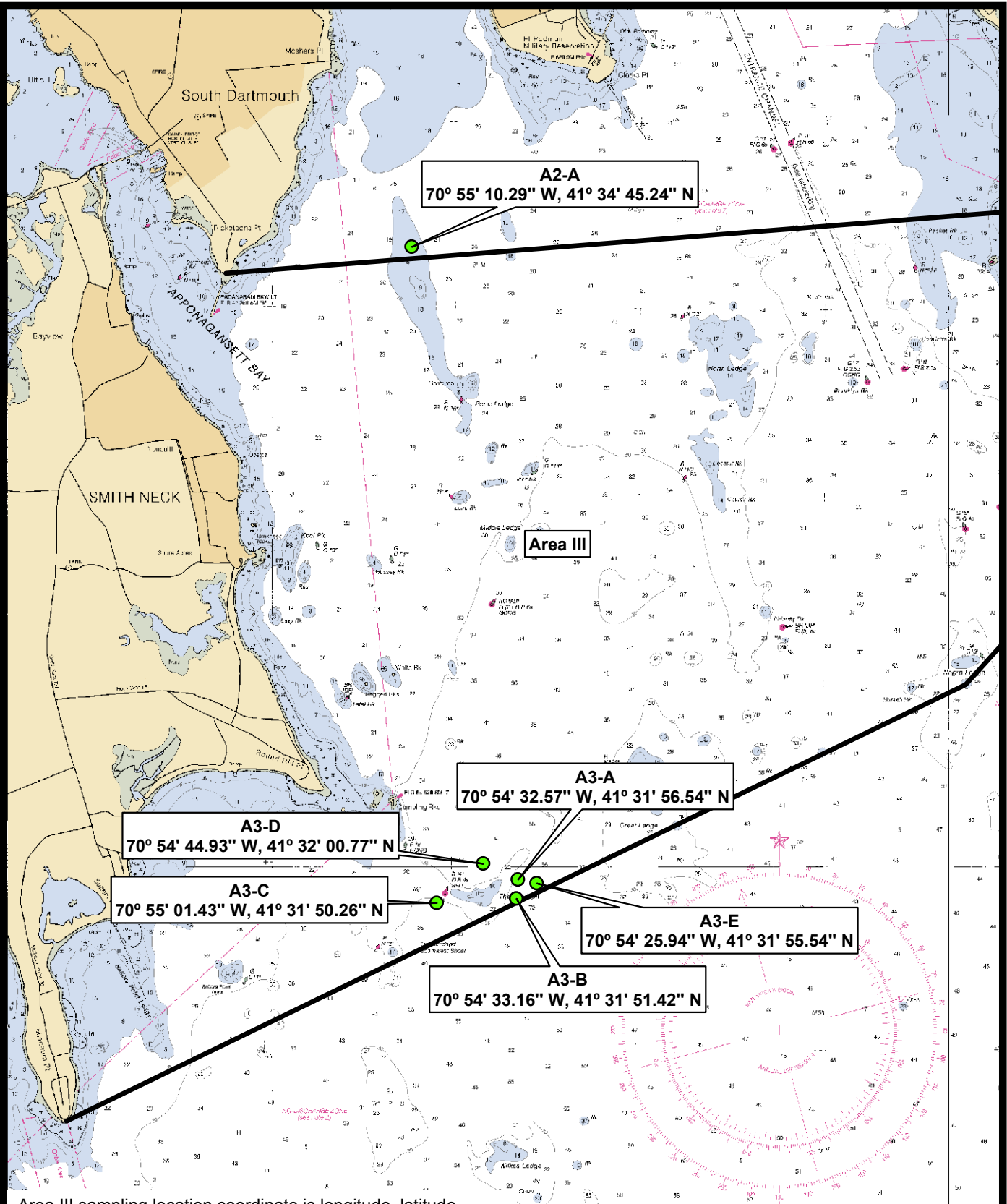


Figure 9 Tautog Sample Locations - Areas II & III



A2-A
70° 55' 10.29" W, 41° 34' 45.24" N

Area III

A3-A
70° 54' 32.57" W, 41° 31' 56.54" N

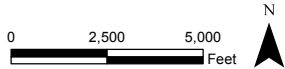
A3-D
70° 54' 44.93" W, 41° 32' 00.77" N

A3-C
70° 55' 01.43" W, 41° 31' 50.26" N

A3-E
70° 54' 25.94" W, 41° 31' 55.54" N

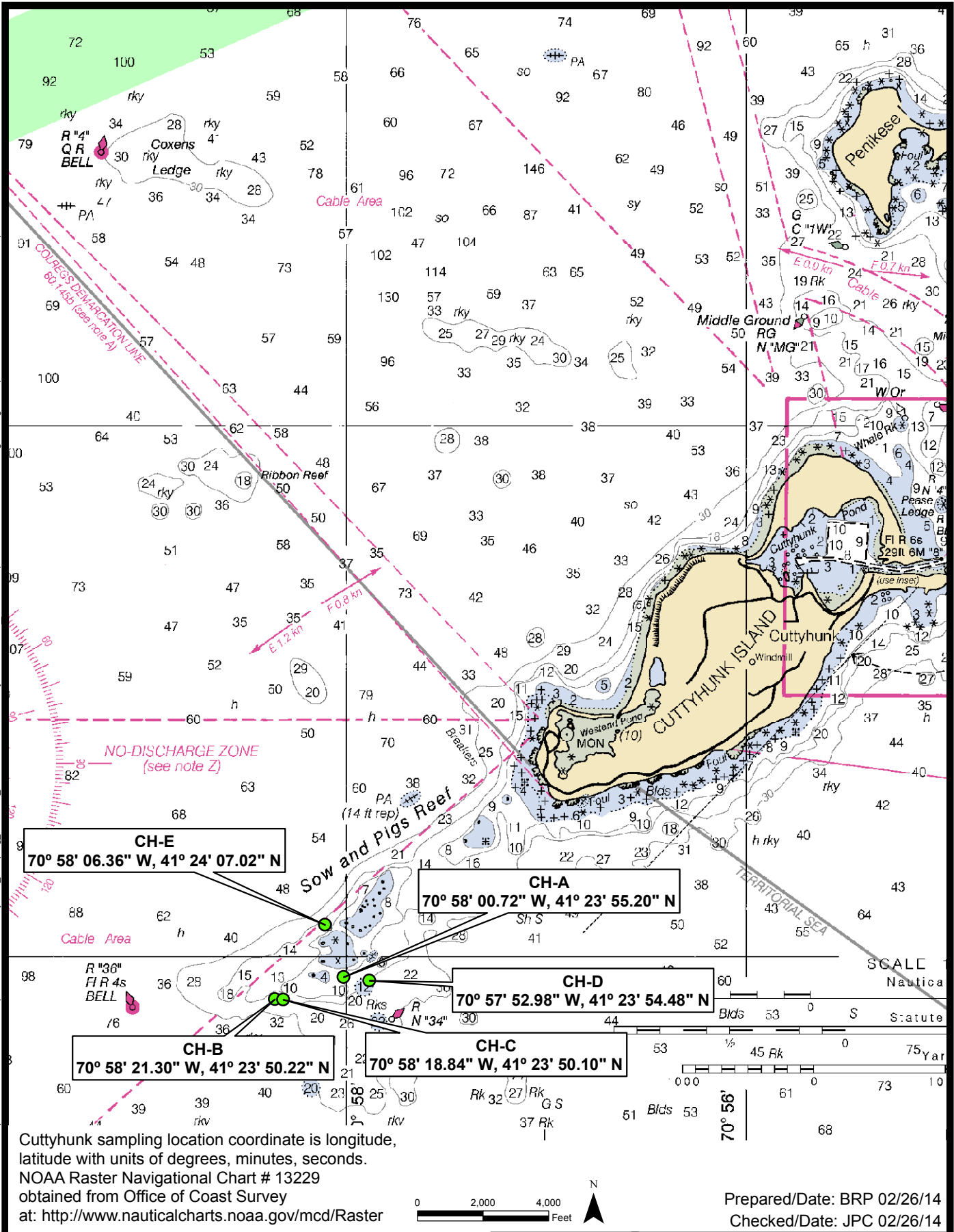
A3-B
70° 54' 33.16" W, 41° 31' 51.42" N

Area III sampling location coordinate is longitude, latitude with units of degrees, minutes, seconds.
NOAA Raster Navigational Chart # 13232 for New Bedford Harbor and Approaches obtained from Office of Coast Survey at: <http://www.nauticalcharts.noaa.gov/mcd/Raster>




Prepared/Date: BRP 02/26/14
Checked/Date: JPC 02/26/14

Document: P:\Projects\New Bedford Harbor Superfund Site\GIS\MapDocuments\2013 Cuttyhunk_Sampling_Locations_8x11P.mxd PDF: P:\Projects\New Bedford Harbor Superfund Site\GIS\MapDocuments\2013 Cuttyhunk_Sampling_Locations_8x11P.mxd 02/26/2014 11:16 AM brian.peters



Cuttyhunk sampling location coordinate is longitude, latitude with units of degrees, minutes, seconds.
NOAA Raster Navigational Chart # 13229
obtained from Office of Coast Survey
at: <http://www.nauticalcharts.noaa.gov/mcd/Raster>



Prepared/Date: BRP 02/26/14
Checked/Date: JPC 02/26/14

Mass DEP, New Bedford Harbor
2013 Striped Bass Monitoring
New Bedford, Massachusetts



Striped Bass Off-site
Project 3650-08-0120 Figure 11

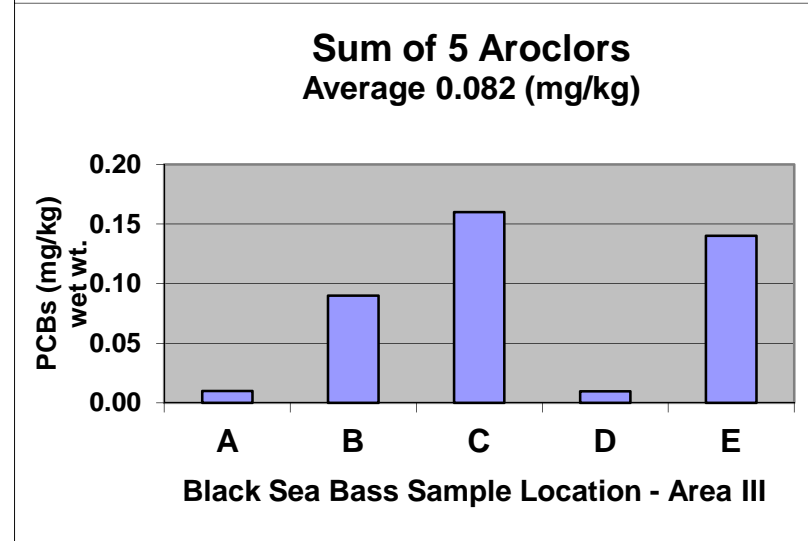
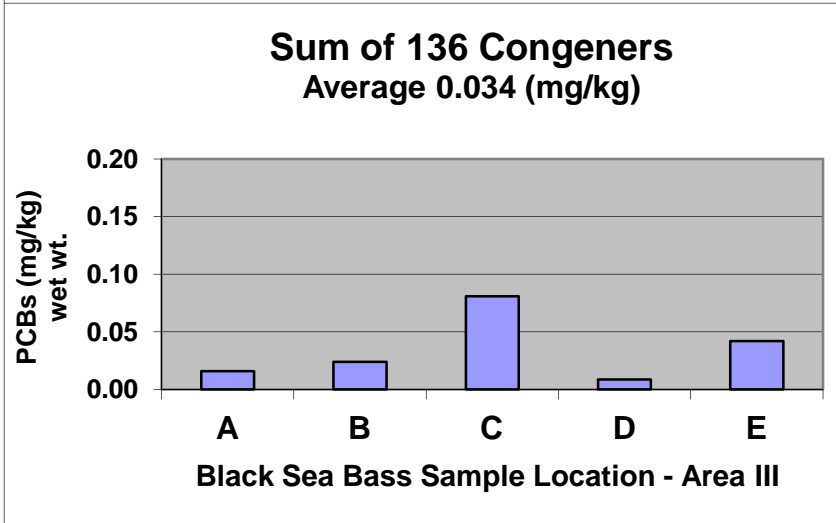
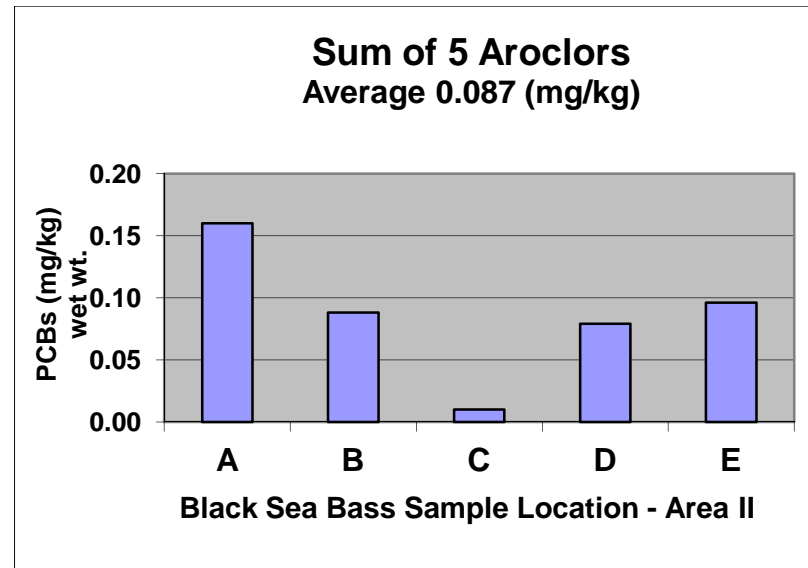
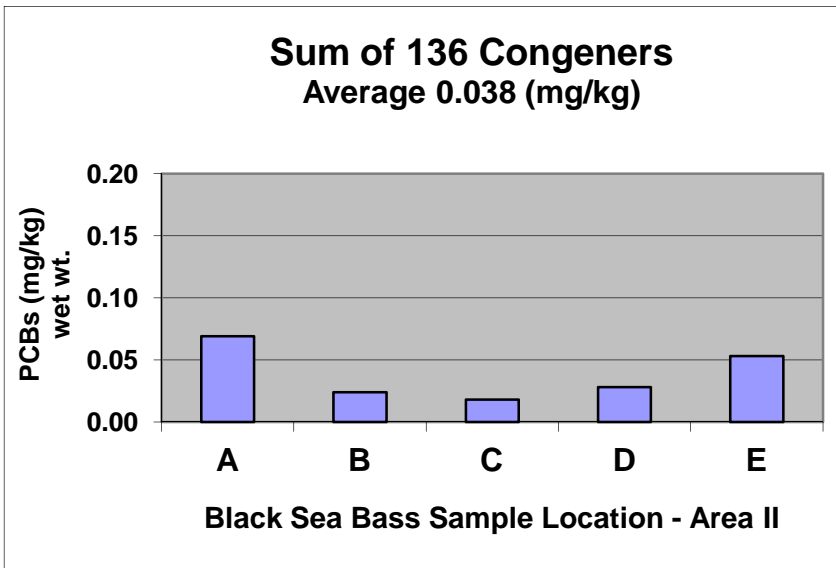


Figure 12 PCBs Concentrations in Black Sea Bass Areas 2 & 3 - 2013

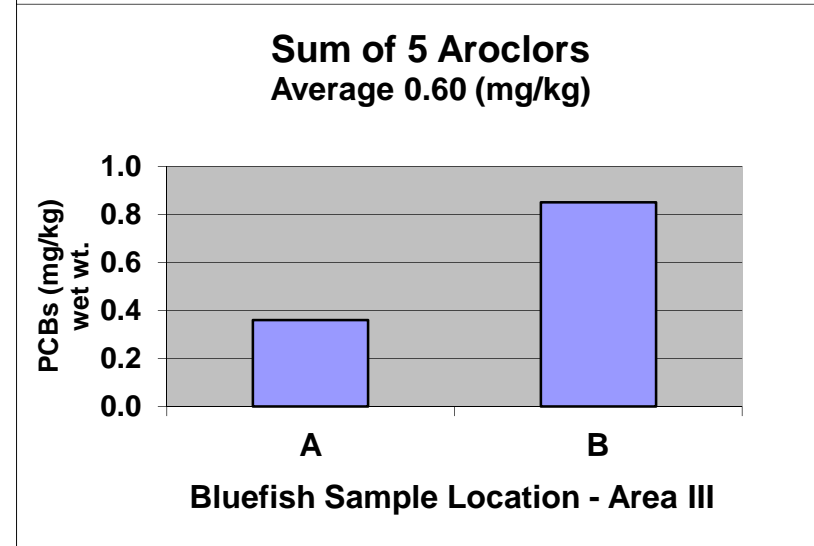
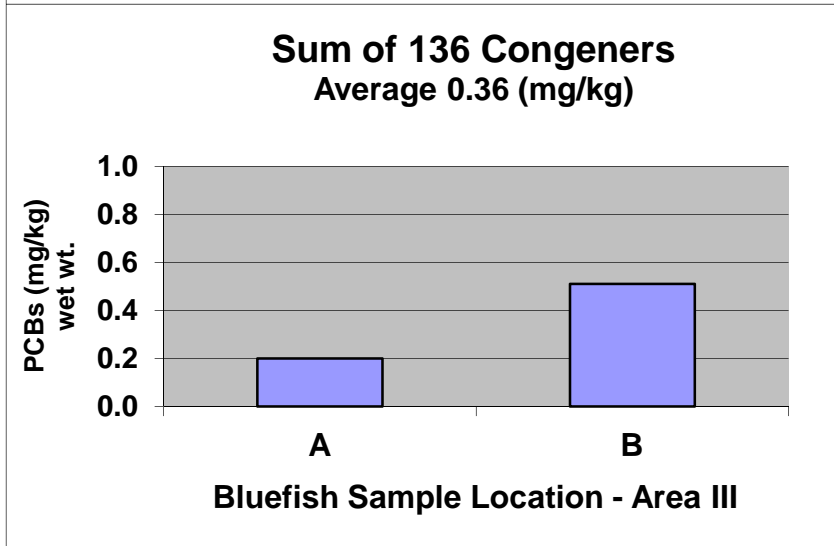
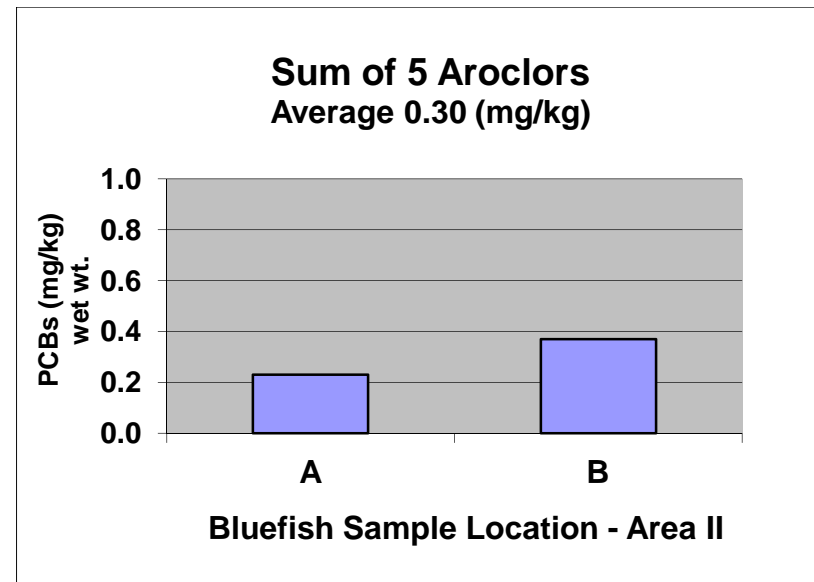
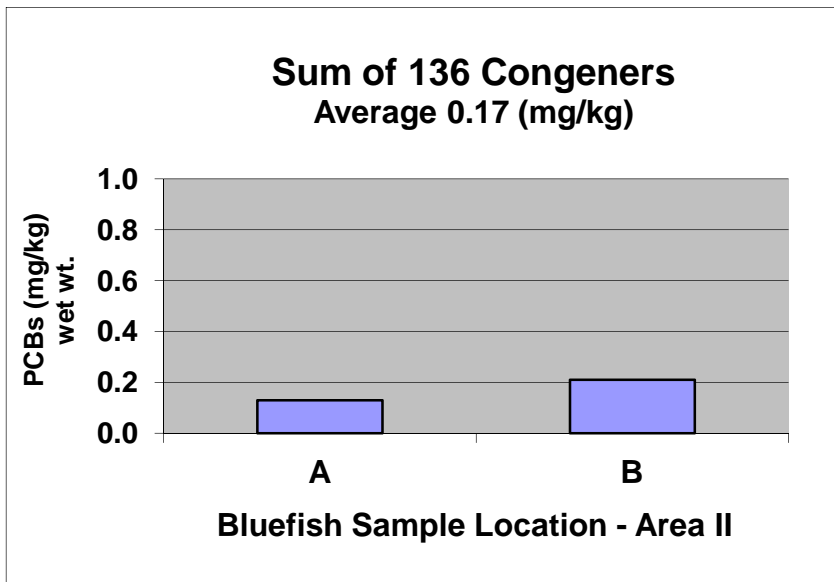


Figure 13 PCBs Concentrations in Bluefish Areas 2 & 3 - 2013

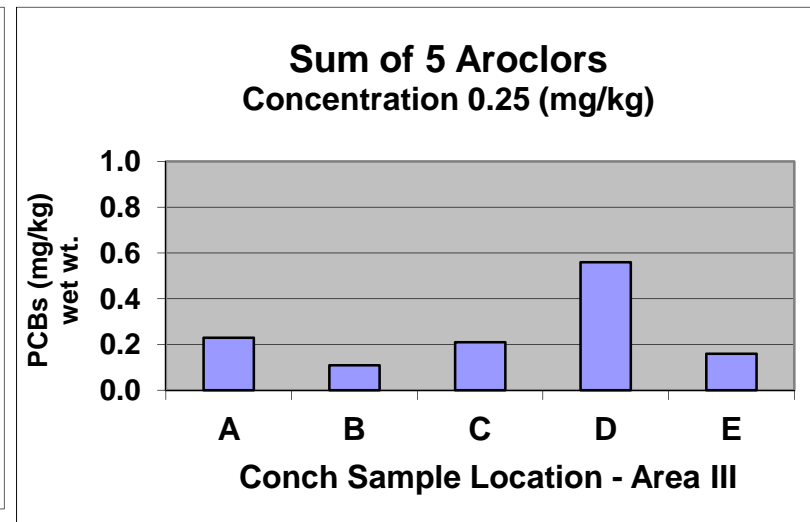
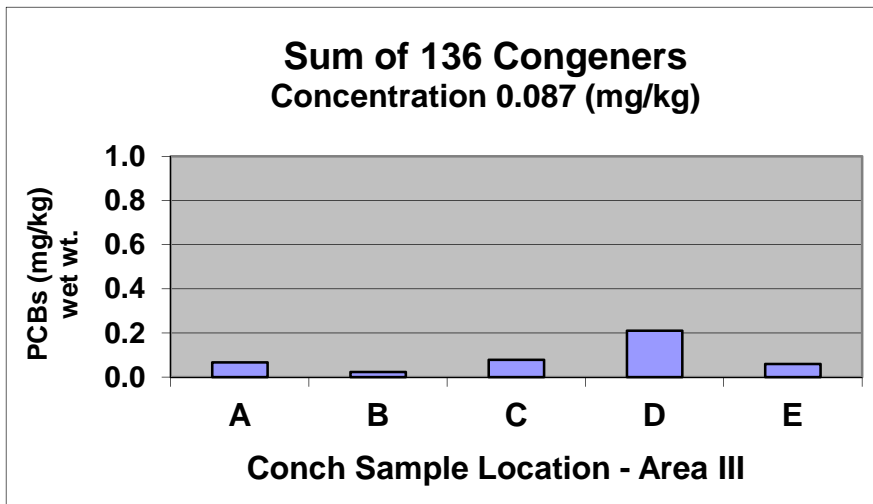
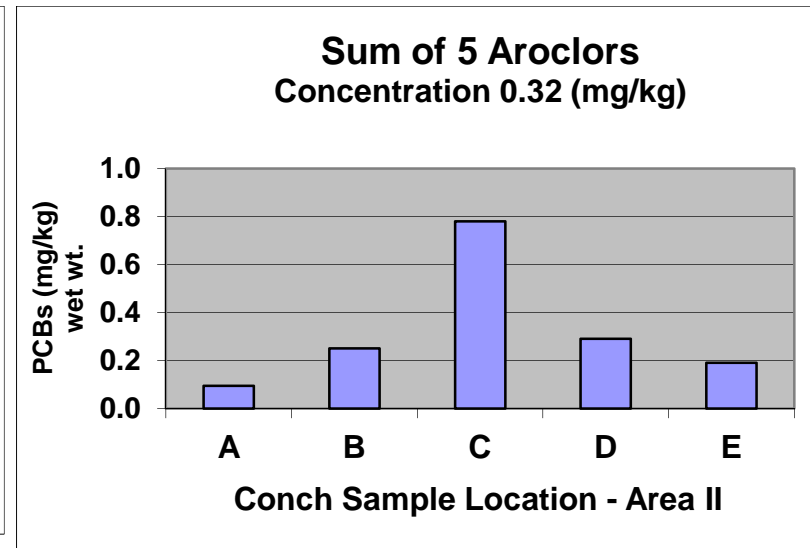
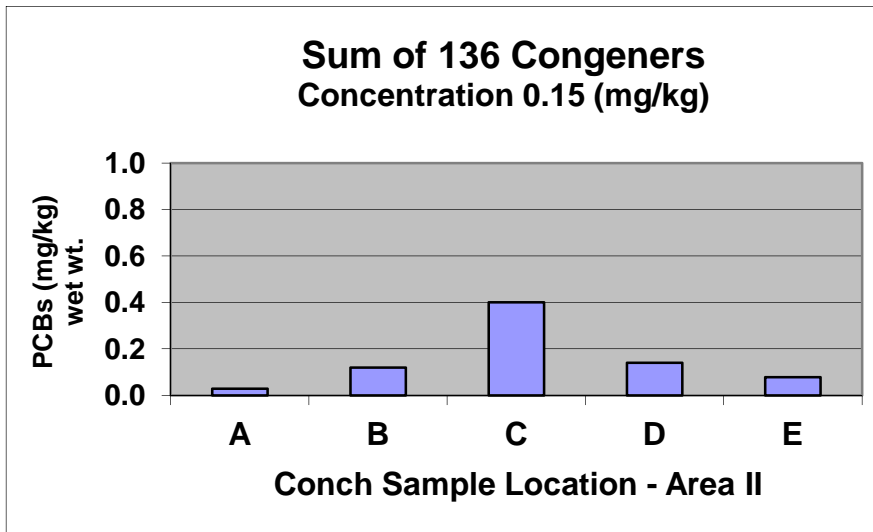


Figure 14 PCBs Concentrations in Conch (Channeled & Knobbed Whelks) Areas 2 & 3 - 2013

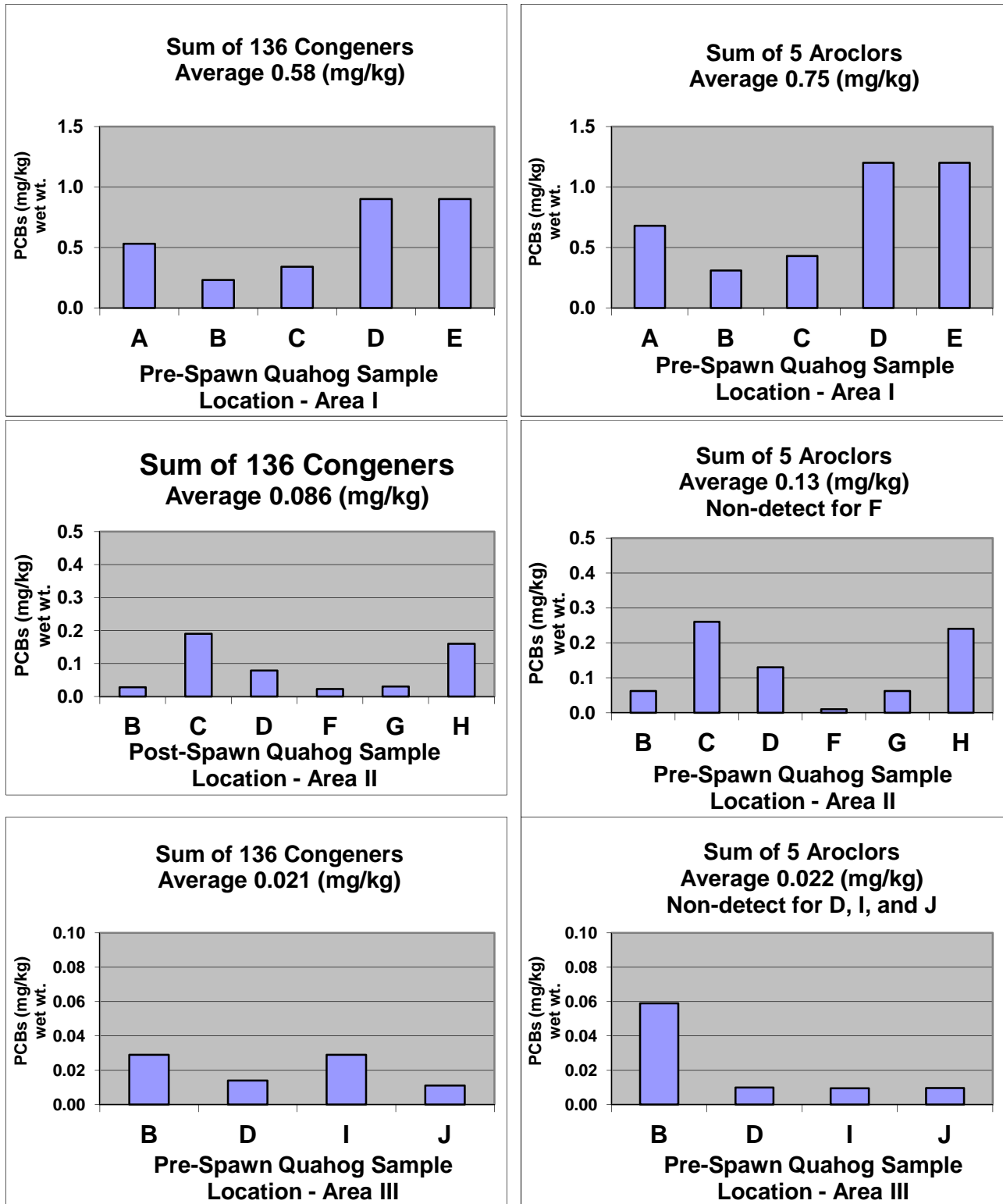


Figure 15 PCBs Concentrations in Pre-Spawn Quahog 2013

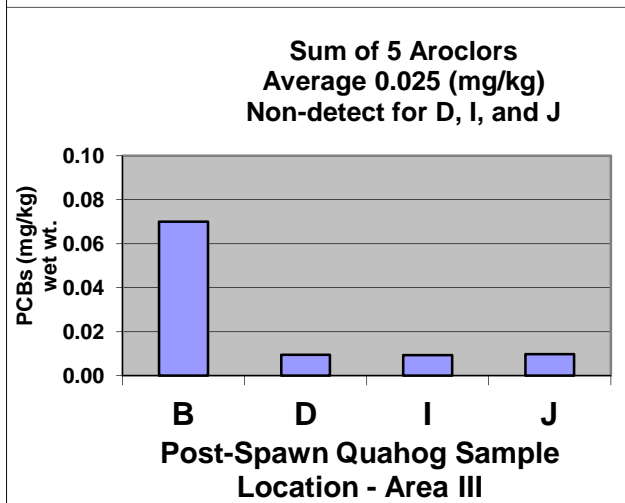
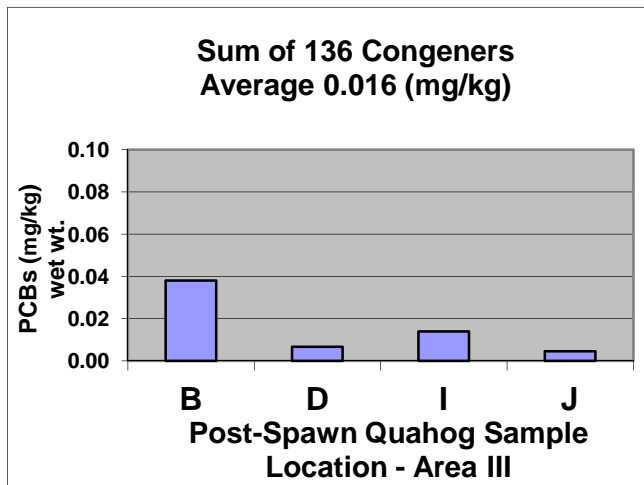
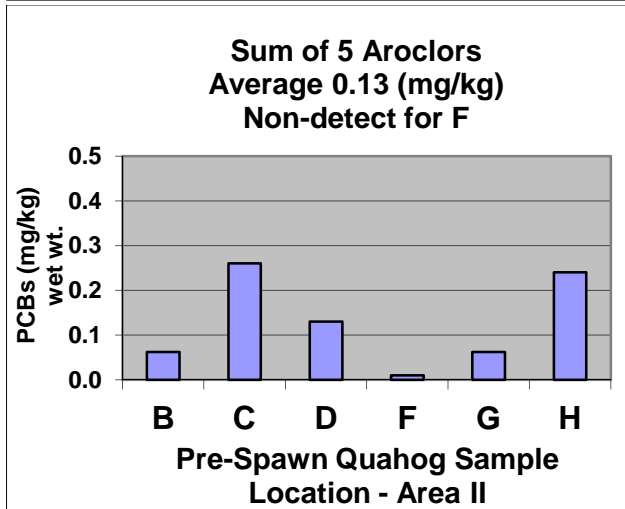
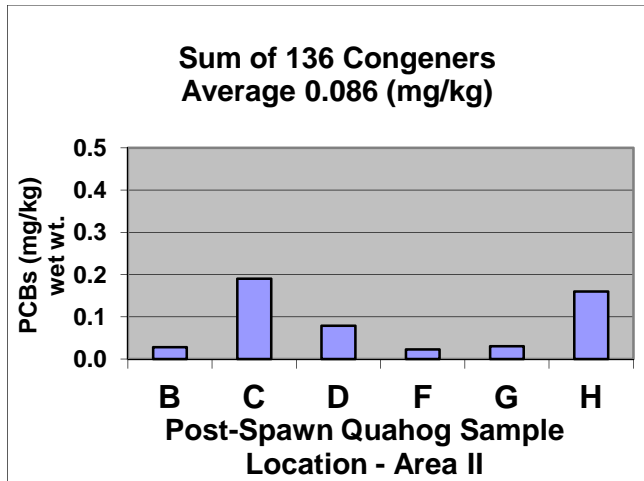
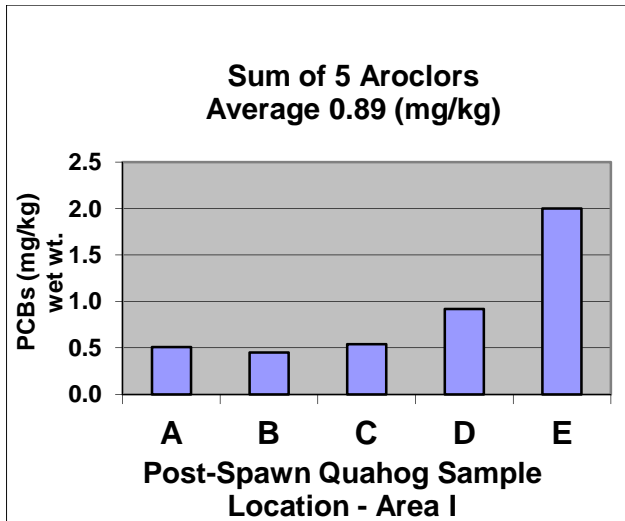
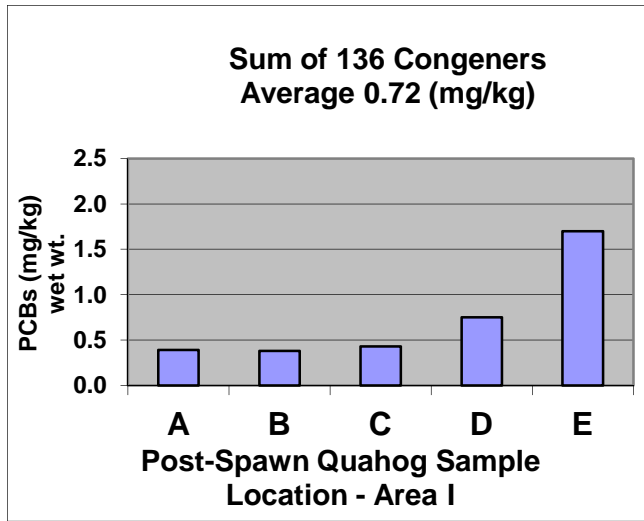


Figure 16 PCBs Concentrations in Post-Spawn Quahog 2013

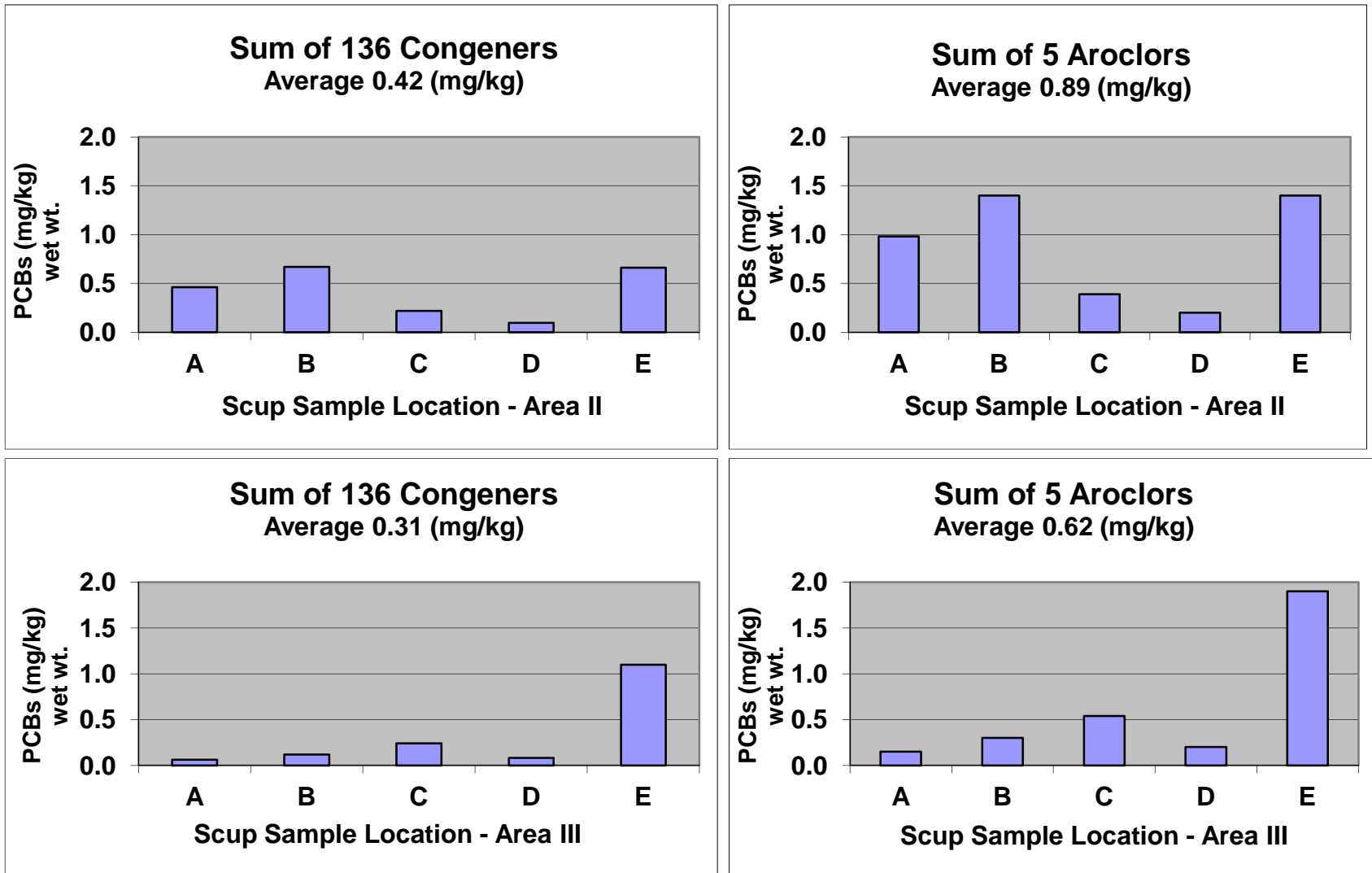


Figure 17 PCBs Concentrations in Scup Areas 2 & 3 - 2013

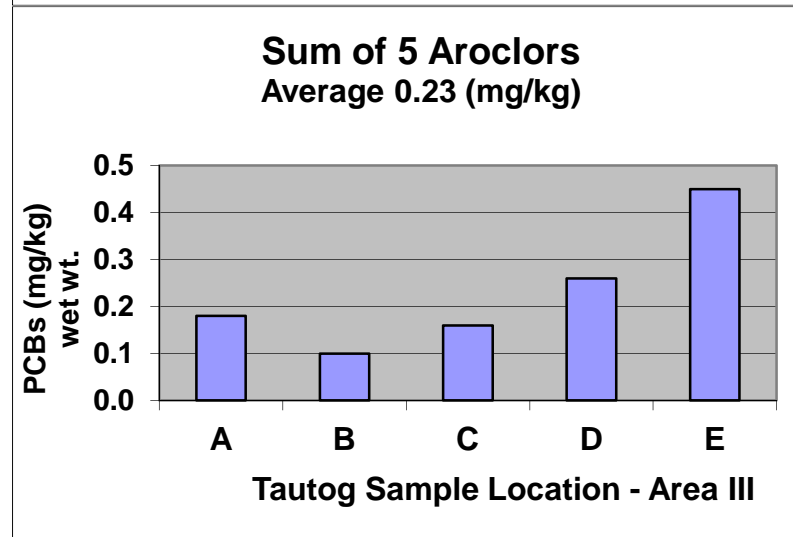
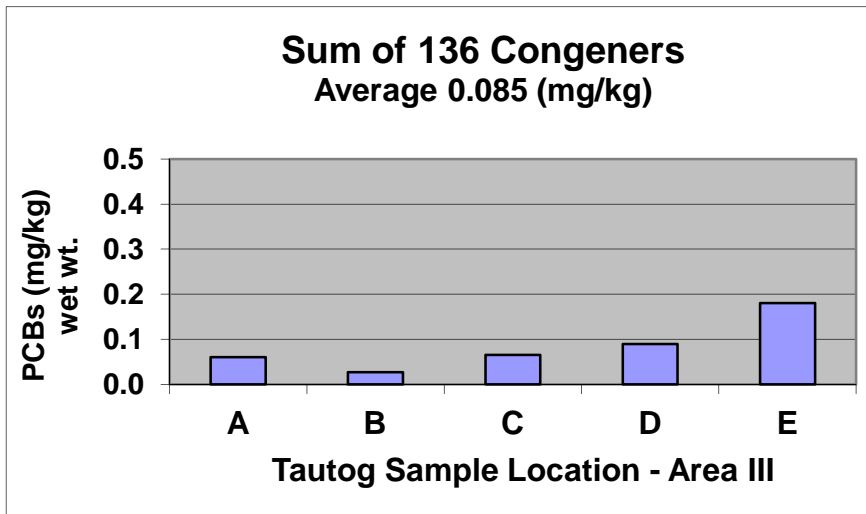
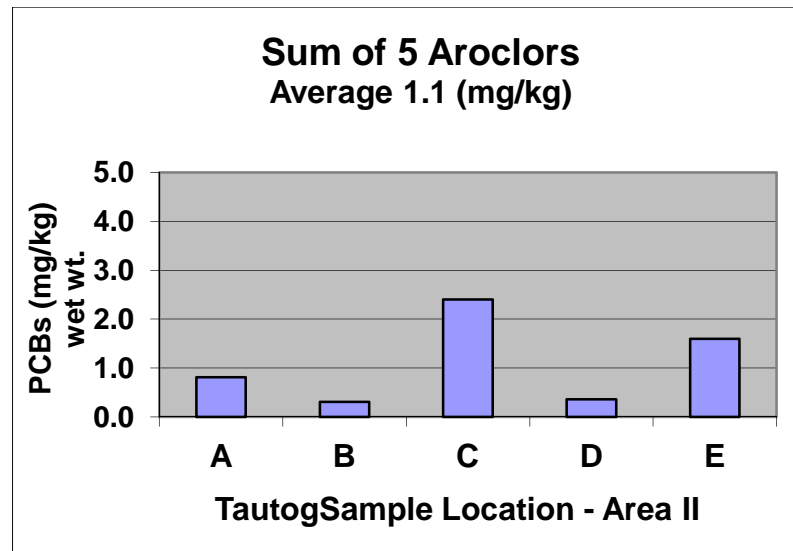
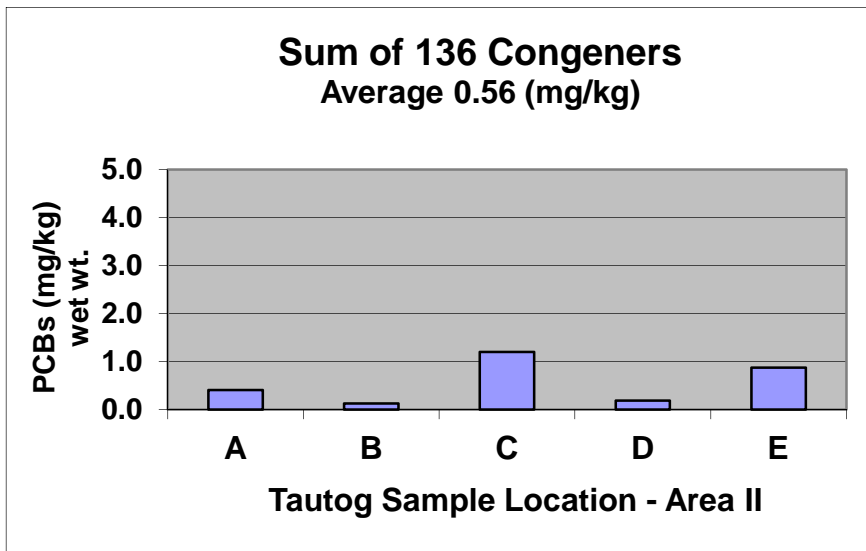


Figure 18 PCBs Concentrations in Tautog Areas 2 & 3 - 2013

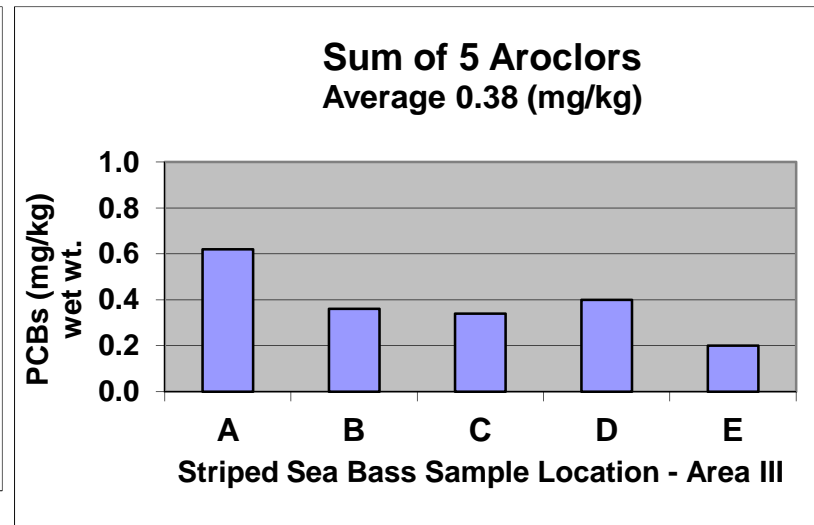
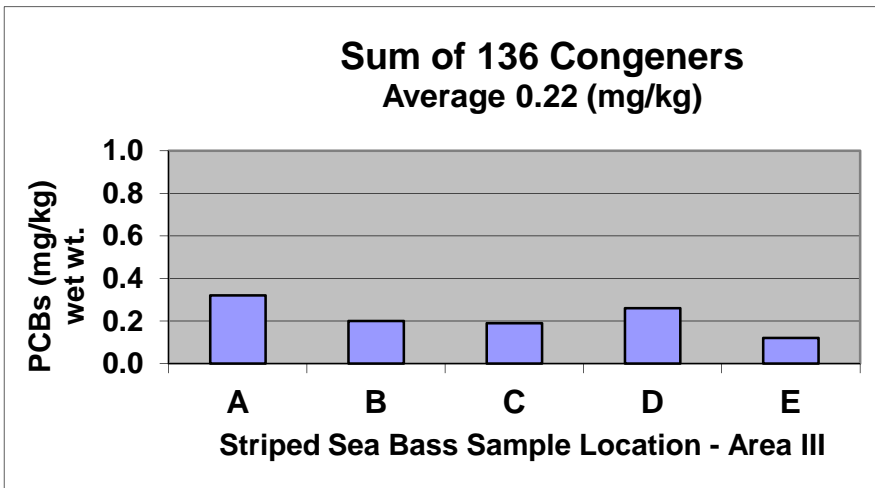
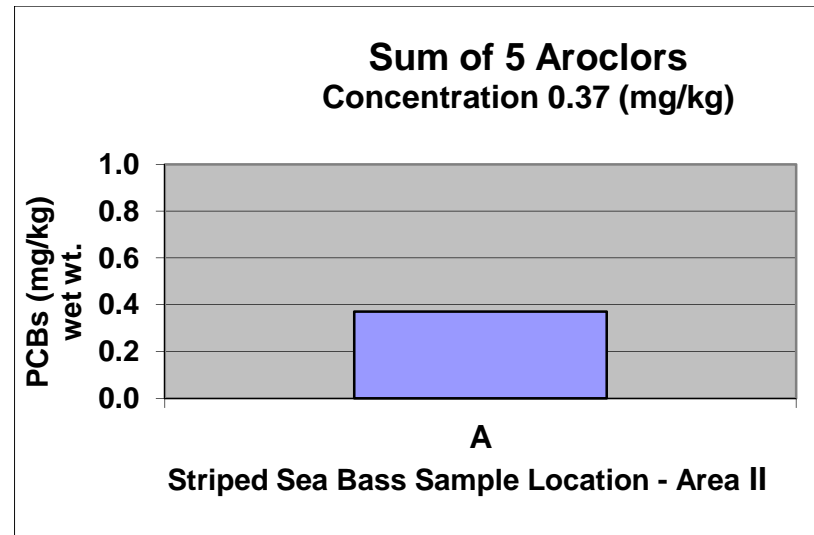
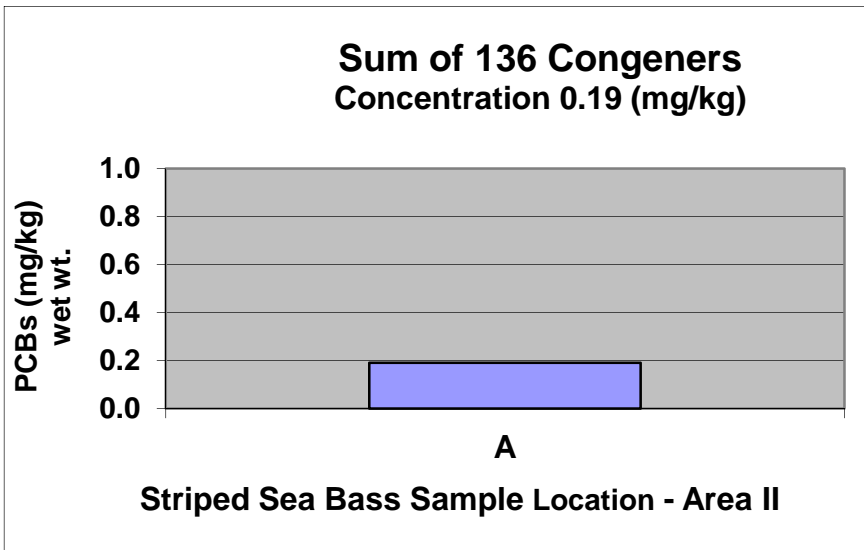


Figure 19 PCBs Concentrations in Striped Sea Bass Areas 2 & 3 - 2013

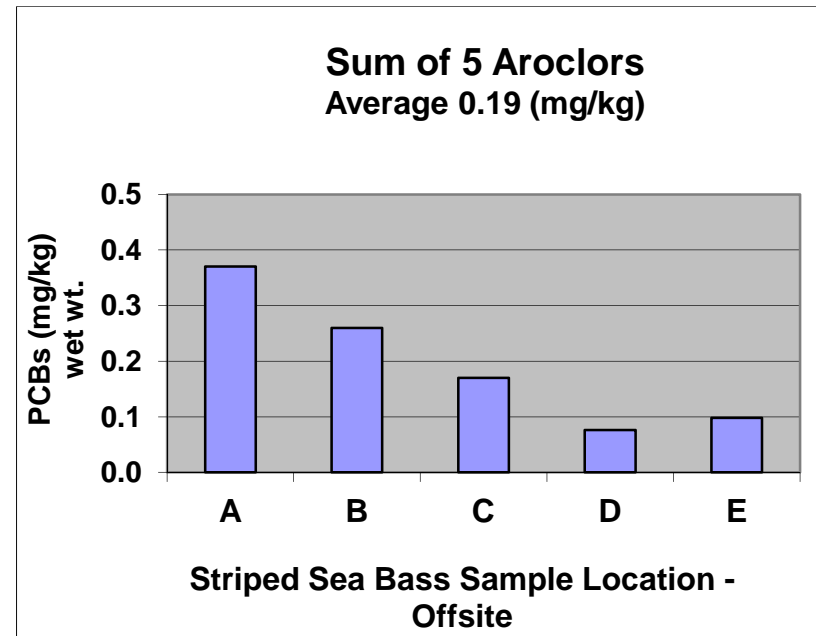
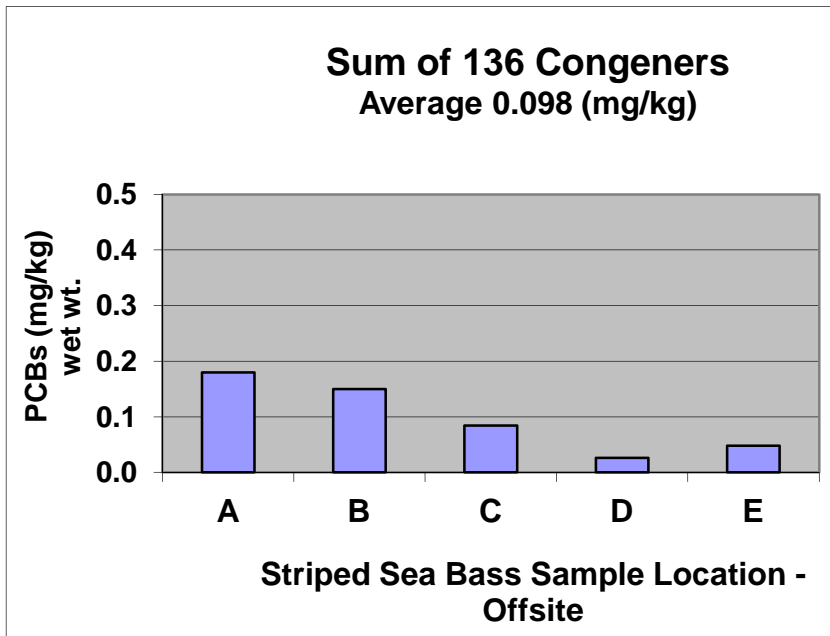


Figure 20 PCBs Concentrations in Striped Bass Off-Site 2013

TABLES

- Table 1 Summary of Sample Data for Alewife Area 1
- Table 2 Summary of Sample Data for Black Sea Bass Areas 2 & 3
- Table 3 Summary of Sample Data for Bluefish Areas 2 & 3
- Table 4 Summary of Sample Data for Conch Areas 2 & 3
- Table 5 Summary of Sample Data for Pre-Spawn Quahog Areas 2 & 3
- Table 6 Summary of Sample Data for Post-Spawn Quahog Areas 2 & 3
- Table 7 Comparison of Pre-Spawn and Post Spawn Quahog Areas 2 & 3
- Table 8 Summary of Sample Data for Scup Areas 2 & 3
- Table 9 Summary of Sample Data for Tautog Areas 2 & 3
- Table 10 Summary of Sample Data for Striped Sea Bass Areas 2 & 3
- Table 11 Summary of Sample Data for Off-Site Striped Sea Bass

Notes:

¹ = summation of 136 PCB congener results (1/2 sample quantitation limit [SQL] used for non-detected results)

² = summation of detected 136 PCB congeners

³ = summation of 18 NOAA PCB congener results (1/2 sample quantitation limit [SQL] used for non-detected results)

⁴ = summation of 12 WHO PCB congener results (1/2 sample quantitation limit [SQL] used for non-detected results)

⁵ = summation of 18 NOAA & 12 WHO PCB congener results (1/2 sample quantitation limit [SQL] used for non-detected results); duplicative congeners (BZ# 105, #118, #167/128) subtracted from total for one data set

⁶ = summation of 5 Aroclor results (1/2 SQL used for non-detected results); if all Aroclor results are not detected, then total value represents SQL for each individual Aroclor

U = not detected; value represents SQL

J1 = concentration of detected congeners or Aroclors contributes < 50% of total congener or Aroclor result

J2 = concentration of detected congeners or Aroclors contributes > 50% of total congener or Aroclor result

J3 = concentration of detected congeners or Aroclors contributes > 90% of total congener or Aroclor result

J4 = concentration of detected congeners or Aroclors contributes > 99% of total congener or Aroclor result

mg/L= milligrams per Liter

Prepared by: BJS 8/23/2013

Checked by: BBL 9/5/2013 MJW 01/10/2014 (Tbl 4 & Tbl 6)

Table 1 Summary of Sample Data for Alewife Area 1 2013

Parameter	Lipids	Total PCB Congeners¹	Total PCB Congeners Hits²	Total NOAA Congeners³	Total WHO Congeners⁴	Total WHO+NOAA Congeners⁵	Total Aroclor⁶
Units	PERCENT	MG/KG	MG/KG	MG/KG	MG/KG	MG/KG	MG/KG
Station							
1C (Fillet)	1.9	1.0 J4	0.99	0.43 J4	0.029 J3	0.43 J4	0.93 J3
1C (Roe)	2.5	5.1 J4	5.1	2.3 J4	0.053 J3	2.3 J4	5.6 J4

Note: Five fish were collected at this station.

Table 2 Summary of Sample Data for Black Sea Bass Areas 2 & 3 2013

Parameter	Lipids	Total PCB Congeners¹	Total PCB Congeners Hits²	Total NOAA Congeners³	Total WHO Congeners⁴	Total WHO+NOAA Congeners⁵	Total Aroclor⁶
Station\Units	PERCENT	MG/KG	MG/KG	MG/KG	MG/KG	MG/KG	MG/KG
2A (Fillet)	0.78	0.089 J2	0.069	0.049 J3	0.014 J2	0.051 J3	0.16 J2
2B (Fillet)	0.91	0.050 J1	0.024	0.020 J2	0.0060 J2	0.022 J2	0.088 J2
2C (Fillet)	0.71	0.044 J1	0.018	0.014 J2	0.0043 J1	0.016 J2	0.0099 U
2D (Fillet)	0.75	0.050 J2	0.028	0.020 J3	0.0055 J2	0.022 J2	0.079 J2
2E (Fillet)	0.92	0.072 J2	0.053	0.033 J3	0.0075 J2	0.035 J3	0.096 J2
Average	0.81	0.061	0.038	0.027	0.0074	0.029	0.087
2A (Stomach Contents)	2.1	0.091 J1	0.034	0.031 J2	0.011 J1	0.036 J2	0.15 J2
2B (Stomach Contents)	2.1	0.25 J2	0.18	0.12 J3	0.033 J2	0.12 J3	0.37 J2
2C (Stomach Contents)	8.9	0.24 J3	0.23	0.10 J3	0.021 J3	0.10 J3	0.32 J3
2D (Stomach Contents)	0.91	1.3 J4	1.3	0.61 J4	0.15 J4	0.62 J4	1.8 J4
2E (Stomach Contents)	1.1	0.14 J2	0.11	0.067 J3	0.018 J2	0.071 J3	0.21 J2
Average	3.0	0.41	0.37	0.18	0.046	0.19	0.57
3A (Fillet)	0.52	0.045 J1	0.016	0.015 J2	0.0047 J1	0.017 J2	0.010 U
3B (Fillet)	1.4	0.048 J1	0.024	0.020 J2	0.0055 J2	0.022 J2	0.090 J2
3C (Fillet)	0.62	0.098 J2	0.081	0.046 J3	0.010 J2	0.049 J3	0.16 J2
3D (Fillet)	0.58	0.038 J1	0.0086	0.011 J2	0.0042 J1	0.013 J2	0.0097 U
3E (Fillet)	0.85	0.064 J2	0.042	0.032 J3	0.0088 J2	0.034 J3	0.14 J2
Average	0.78	0.059	0.034	0.025	0.0067	0.027	0.082
3A (Stomach Contents)	0.89	0.10 J2	0.076	0.050 J3	0.012 J2	0.053 J3	0.17 J2
3B (Stomach Contents)	0.37	0.032 J1	0.00099	0.0064 J1	0.0031 J1	0.0085 J1	0.0093 U
3C (Stomach Contents)	3.7	0.23 J2	0.15	0.087 J3	0.021 J2	0.095 J2	0.31 J2
3E (Stomach Contents)	4.4	0.086 J1	0.026	0.028 J2	0.0092 J2	0.032 J2	0.020 U
Average	2.3	0.11	0.063	0.043	0.011	0.047	0.13

Note: Two fish were collected at Stations 2C; three fish were collected at Stations 2A, 3 B,C, & E; four fish were collected at Stations 2B, 3 A & D

Table 3 Summary of Sample Data for Bluefish Areas 2 & 3 2013

Parameter	Lipids	Total PCB Congeners¹	Total PCB Congeners Hits²	Total NOAA Congeners³	Total WHO Congeners⁴	Total WHO+NOAA Congeners⁵	Total Aroclor⁶
Units	PERCENT	MG/KG	MG/KG	MG/KG	MG/KG	MG/KG	MG/KG
Station							
2A	2.2	0.14 J3	0.13	0.070 J3	0.013 J2	0.073 J3	0.23 J3
2B	2.3	0.22 J3	0.21	0.11 J4	0.023 J3	0.11 J3	0.37 J3
Average	2.2	0.18 J3	0.17	0.090	0.018	0.093 J3	0.30 J3
3A	3.0	0.22 J3	0.20	0.11 J4	0.017 J2	0.11 J3	0.36 J3
3B	2.6	0.52 J3	0.51	0.25 J4	0.043 J3	0.26 J4	0.85 J3
Average	2.8	0.37 J3	0.36	0.18 J4	0.030	0.18	0.60 J3

Note: Three fish were collected at Station 2B
 Four fish were collected at Station 2A and 3B
 Five fish were collected at Station 3A

Table 4 Summary of Sample Data for Conch Areas 2 & 3 2013

Parameter	Lipids	Total PCB Congeners ¹	Total PCB Congeners Hits ²	Total NOAA Congeners ³	Total WHO Congeners ⁴	Total WHO+NOAA Congeners ⁵	Total Aroclor ⁶
Units	PERCENT	MG/KG	MG/KG	MG/KG	MG/KG	MG/KG	MG/KG
Station							
2A	0.15 J	0.054 J2	0.028	0.021 J3	0.0055 J2	0.024 J2	0.095 J2
2B	0.18 J	0.14 J2	0.12	0.070 J3	0.016 J2	0.074 J3	0.25 J3
2C	0.23 J	0.41 J3	0.40	0.22 J4	0.044 J3	0.22 J3	0.78 J3
2D	0.15 J	0.16 J2	0.14	0.081 J3	0.017 J3	0.084 J3	0.29 J3
2E	0.18 J	0.098 J2	0.078	0.046 J3	0.0090 J2	0.048 J3	0.19 J3
Average	0.18	0.17	0.15	0.087	0.018	0.091	0.32
3A	0.23 J	0.090 J2	0.066	0.049 J3	0.010 J2	0.051 J3	0.23 J2
3B	0.19 J	0.052 J1	0.023	0.020 J2	0.0051 J2	0.022 J2	0.11 J2
3C	0.30 J	0.099 J2	0.078	0.051 J3	0.011 J2	0.053 J3	0.21 J2
3D	0.42 J	0.22 J3	0.21	0.14 J4	0.031 J3	0.14 J3	0.56 J3
3E	0.26 J	0.081 J2	0.059	0.038 J3	0.0087 J2	0.041 J3	0.16 J2
Average	0.28	0.11	0.087	0.059	0.013	0.062	0.25

Note: Twelve conch were collected at each station except, five at Station 3A, nine at Station 3B, and eleven at Station 2C.

Table 5 Summary of Sample Data for Pre-Spawn Quahog Areas 1, 2 & 3 2013

Parameter	Lipids	Total PCB Congeners¹	Total PCB Congeners Hits²	Total NOAA Congeners³	Total WHO Congeners⁴	Total WHO+NOAA Congeners⁵	Total Aroclor⁶
Units	PERCENT	MG/KG	MG/KG	MG/KG	MG/KG	MG/KG	MG/KG
Station							
1A	0.35	0.54 J3	0.53	0.23 J4	0.026 J3	0.23 J4	0.68 J3
1B	0.30	0.24 J3	0.23	0.099 J3	0.013 J2	0.10 J3	0.31 J3
1C	0.48	0.35 J3	0.34	0.14 J4	0.019 J3	0.15 J3	0.43 J3
1D	0.20	0.91 J4	0.90	0.37 J4	0.047 J3	0.38 J4	1.2 J4
1E	0.16	0.91 J4	0.90	0.37 J4	0.040 J3	0.38 J4	1.2 J4
Average	0.30	0.59	0.58	0.24	0.029	0.25	0.75
2B	0.26	0.053 J2	0.029	0.018 J2	0.0046 J1	0.020 J2	0.061 J2
2C	0.32	0.25 J3	0.24	0.10 J3	0.013 J2	0.10 J3	0.31 J3
2D	0.27	0.077 J2	0.056	0.028 J3	0.0050 J1	0.030 J2	0.10 J2
2F	0.27	0.071 J2	0.049	0.025 J2	0.0050 J1	0.027 J2	0.11 J2
2G	0.20	0.048 J1	0.021	0.014 J2	0.0042 J1	0.016 J2	0.010 U
2H	0.23	0.14 J2	0.12	0.054 J3	0.0080 J2	0.056 J3	0.18 J2
Average	0.26	0.11	0.086	0.040	0.0066	0.042	0.13
3B	0.41	0.052 J2	0.029	0.017 J2	0.0045 J1	0.019 J2	0.059 J2
3D	0.36	0.042 J1	0.014	0.011 J2	0.0037 J1	0.013 J2	0.0099 U
3I	0.30	0.053 J2	0.029	0.018 J2	0.0045 J1	0.020 J2	0.0095 U
3J	0.15	0.039 J1	0.011	0.010 J2	0.0036 J1	0.012 J2	0.0096 U
Average	0.31	0.047	0.021	0.014	0.0041	0.016	0.022

Note: Thirteen quahogs were collected at each station.

Table 6 Summary of Sample Data for Post-Spawn Quahog Areas 1, 2 & 3 2013

Parameter	Lipids	Total PCB Congeners ¹	Total PCB Congeners Hits ²	Total NOAA Congeners ³	Total WHO Congeners ⁴	Total WHO+NOAA Congeners ⁵	Total Aroclor ⁶
Units	PERCENT	MG/KG	MG/KG	MG/KG	MG/KG	MG/KG	MG/KG
Station							
1A	0.30	0.40 J3	0.39	0.17 J4	0.022 J3	0.18 J3	0.51 J3
1B	0.23	0.39 J3	0.38	0.17 J4	0.017 J3	0.17 J3	0.45 J3
1C	0.15	0.44 J3	0.43	0.19 J4	0.024 J3	0.19 J3	0.54 J3
1D	0.17	0.76 J4	0.75	0.32 J4	0.038 J3	0.33 J4	0.92 J4
1E	0.16	1.7 J4	1.7	0.71 J4	0.059 J3	0.72 J4	2.0 J4
Average	0.20	0.73	0.72	0.31 J4	0.032 J3	0.32	0.89
2B	0.42	0.053 J2	0.028	0.018 J2	0.0049 J1	0.020 J2	0.062 J2
2C	0.19	0.20 J3	0.19	0.086 J3	0.011 J2	0.089 J3	0.26 J3
2D	0.12	0.097 J2	0.079	0.039 J3	0.0063 J2	0.041 J3	0.13 J2
2F	0.19	0.048 J1	0.023	0.015 J2	0.0041 J1	0.017 J2	0.0094 U
2G	0.11	0.055 J2	0.030	0.019 J2	0.0049 J1	0.021 J2	0.062 J2
2H	0.37	0.17 J3	0.16	0.073 J3	0.011 J2	0.075 J3	0.24 J3
Average	0.23	0.10	0.086	0.041	0.0070	0.044	0.13
3B	0.41	0.059 J2	0.038	0.020 J2	0.0058 J2	0.022 J2	0.070 J2
3D	0.22	0.035 J1	0.0067	0.0077 J2	0.0033 J1	0.0098 J1	0.0094 U
3I	0.22	0.040 J1	0.014	0.011 J2	0.0037 J1	0.013 J2	0.0093 U
3J	0.16	0.035 J1	0.0045	0.0072 J1	0.0033 J1	0.0094 J1	0.0098 U
Average	0.25	0.042	0.016	0.012	0.0040	0.014	0.025

Note: Thirteen quahogs were collected at each station except; twelve quahogs at Stations 1B & 2G; and fourteen quahogs at Station 3I.

Table 7 - Comparison of Pre-Spawn and Post Spawn Quahog Areas 1, 2 & 3 2013

Station	Lipids ²			Total PCB Congeners ¹			Congeners ¹ (mg/kg)		
	Pre	Post	Post /Pre Ratio, as %	Pre	Post	Post/Pre Ratio, as %	Pre	Post	Post/Pre Ratio, as %
1A	0.35	0.30		0.53	0.39	74	0.23	0.18	78
1B	0.30	0.23		0.23	0.38	165	0.10	0.17	170
1C	0.48	0.15		0.34	0.43	126	0.15	0.19	127
1D	0.20	0.17		0.90	0.75	83	0.38	0.33	87
1E	0.16	0.16		0.90	1.7	189	0.38	0.72	189
2B	0.26	0.42		0.029	0.028	97	0.020	0.020	100
2C	0.32	0.19		0.24	0.19	79	0.10	0.089	89
2D	0.27	0.12		0.056	0.079	141	0.030	0.041	137
2F	0.27	0.19		0.049	0.023	47	0.027	0.017	63
2G	0.20	0.11		0.021	0.030	143	0.016	0.021	131
2H	0.23	0.37		0.12	0.16	133	0.056	0.075	134
3B	0.41	0.41		0.029	0.038	131	0.019	0.022	116
3D	0.36	0.22		0.014	0.0067	48	0.013	0.0098	75
3I	0.30	0.22		0.029	0.014	48	0.020	0.013	65
3J	0.15	0.16		0.011	0.0045	41	0.012	0.0094	78
Average for 3 Areas	0.28	0.23	80	0.23	0.28	121	0.10	0.13	123

Notes:

1) For the PCBs concentrations, the post-spawn was divided by the pre-spawn and multiplied by 100 to obtain a percentage of the pre-spawn. Less than 100% means that the pre-spawn was higher than the post-spawn results. More than 100% means that the post-spawn was higher than the pre-spawn results.

2) For the Lipid concentrations, the post-spawn samples were averaged; the pre-spawn samples were averaged; and then the Post was divided by the Pre and then multiplied by 100 to obtain a percentage of the pre-spawn.

Table 8 Summary of Sample Data for Scup Areas 2 & 3 2013

Parameter	Lipids	Total PCB Congeners¹	Total PCB Congeners Hits²	Total NOAA Congeners³	Total WHO Congeners⁴	Total WHO+NOAA Congeners⁵	Total Aroclor⁶
Units	PERCENT	MG/KG	MG/KG	MG/KG	MG/KG	MG/KG	MG/KG
Station							
2A	1.0	0.47 J3	0.46	0.30 J4	0.080 J3	0.31 J4	0.98 J4
2B	1.0	0.68 J3	0.67	0.44 J4	0.12 J4	0.45 J4	1.4 J4
2C	0.74	0.23 J3	0.22	0.11 J4	0.023 J3	0.12 J3	0.39 J3
2D	0.98	0.11 J2	0.095	0.061 J3	0.015 J2	0.063 J3	0.20 J3
2E	0.77	0.67 J3	0.66	0.44 J4	0.12 J4	0.45 J4	1.4 J4
Average	0.91	0.43	0.42	0.27	0.070	0.28	0.89
3A	0.65	0.082 J2	0.062	0.041 J3	0.010 J2	0.044 J3	0.15 J2
3B	0.64	0.14 J2	0.12	0.081 J3	0.019 J3	0.085 J3	0.30 J3
3C	0.96	0.26 J3	0.24	0.16 J4	0.039 J3	0.17 J3	0.54 J3
3D	1.1	0.10 J2	0.082	0.054 J3	0.013 J2	0.057 J3	0.20 J3
3E	1.2	1.1 J4	1.1	0.69 J4	0.18 J4	0.70 J4	1.9 J4
Average	0.89	0.33	0.31	0.21	0.051	0.21	0.62

Note: Five fish were collected per station, except Station 3E had four collected.

Table 9 Summary of Sample Data for Tautog Areas 2 & 3 2013

Parameter	Lipids	Total PCB Congeners ¹	Total PCB Congeners Hits ²	Total NOAA Congeners ³	Total WHO Congeners ⁴	Total WHO+NOAA Congeners ⁵	Total Aroclor ⁶
Units	PERCENT	MG/KG	MG/KG	MG/KG	MG/KG	MG/KG	MG/KG
Station							
2A	0.55	0.42 J3	0.41	0.28 J4	0.052 J3	0.28 J4	0.81 J3
2B	0.56	0.15 J2	0.13	0.092 J3	0.018 J3	0.096 J3	0.31 J3
2C	0.74	1.2 J4	1.2	0.79 J4	0.19 J4	0.80 J4	2.4 J4
2D	0.75	0.20 J3	0.19	0.11 J3	0.024 J3	0.12 J3	0.36 J3
2E	0.72	0.87 J4	0.87	0.53 J4	0.12 J4	0.55 J4	1.6 J4
Average	0.66	0.57	0.56	0.36	0.082	0.37	1.1
3A	0.62	0.083 J2	0.060	0.046 J3	0.0089 J2	0.049 J3	0.18 J2
3B	0.49	0.051 J2	0.027	0.023 J3	0.0052 J2	0.025 J2	0.10 J2
3C	0.57	0.086 J2	0.065	0.048 J3	0.011 J2	0.051 J3	0.16 J2
3D	0.56	0.11 J2	0.089	0.064 J3	0.015 J2	0.067 J3	0.26 J3
3E	0.62	0.20 J3	0.18	0.13 J4	0.026 J3	0.14 J3	0.45 J3
Average	0.57	0.11	0.085	0.063	0.013	0.066	0.23

Note: Two fish were collected at Stations 2C-3A.

Four fish were collected at Station 2A.

Five fish were collected at Station 3C.

Three fish were collected from all the remaining stations.

Table 10 - Summary of Sample Data for Striped Sea Bass Area 2 & 3 2013

Parameter	Lipids	Total PCB Congeners ¹	Total PCB Congeners Hits ²	Total NOAA Congeners ³	Total WHO Congeners ⁴	Total WHO+NOAA Congeners ⁵	Total Aroclor ⁶
Units	PERCENT	MG/KG	MG/KG	MG/KG	MG/KG	MG/KG	MG/KG
Station							
2A (Fillet)	0.92	0.21 J3	0.19	0.12 J4	0.024 J3	0.12 J3	0.37 J3
2A (Liver)	3.4	0.64 J3	0.63	0.39 J4	0.078 J3	0.39 J4	1.2 J4
2A (Stomach Contents)	1.5	0.14 J2	0.12	0.075 J3	0.017 J2	0.078 J3	0.23 J3
3A (Fillet)	0.87	0.33 J3	0.32	0.19 J4	0.042 J3	0.20 J3	0.62 J3
3B (Fillet)	2.7	0.21 J3	0.20	0.11 J4	0.025 J3	0.11 J3	0.36 J3
3C (Fillet)	1.2	0.20 J3	0.19	0.10 J4	0.020 J3	0.10 J3	0.34 J3
3D (Fillet)	0.98	0.27 J3	0.26	0.13 J4	0.018 J2	0.13 J3	0.40 J3
3E (Fillet)	1.4	0.13 J2	0.12	0.064 J3	0.014 J2	0.066 J3	0.20 J2
Average	1.4	0.23	0.22	0.12	0.024	0.12	0.38
3A (Liver)	4.4	1.0 J4	1.0	0.62 J4	0.14 J4	0.63 J4	1.9 J4
3B (Liver)	19	2.0 J4	2.0	1.1 J4	0.25 J4	1.2 J4	3.4 J4
3C (Liver)	6.1	0.50 J3	0.49	0.27 J4	0.053 J3	0.27 J4	0.82 J3
3D (Liver)	9.5	3.0 J4	3.0	1.5 J4	0.23 J4	1.5 J4	4.5 J4
3E (Liver)	5.2	0.42 J3	0.41	0.22 J4	0.046 J3	0.23 J4	0.70 J3
Average	8.7	1.4	1.4	0.75	0.14	0.76	2.3
3B (Stomach Contents)	0.99	0.061 J2	0.037	0.024 J3	0.0072 J2	0.027 J2	0.10 J2
3C (Stomach Contents)	1.5	0.090 J2	0.071	0.040 J3	0.0094 J2	0.042 J3	0.13 J2
3D (Stomach Contents)	2.4	0.29 J3	0.28	0.13 J4	0.019 J2	0.14 J3	0.39 J3
3E (Stomach Contents)	1.3	0.053 J2	0.027	0.019 J2	0.0057 J2	0.021 J2	0.084 J2
Average	1.6	0.12	0.10	0.054	0.010	0.056	0.18

Note: One fish was collected per station.

Table 11 - Summary of Sample Data for Striped Sea Bass Off-Site 2013

Parameter	Lipids	Total PCB Congeners¹	Total PCB Congeners Hits²	Total NOAA Congeners³	Total WHO Congeners⁴	Total WHO+NOA A Congeners⁵	Total Aroclor⁶
Units	PERCENT	MG/KG	MG/KG	MG/KG	MG/KG	MG/KG	MG/KG
Station							
Off-SiteA (Fillet)	1.9	0.19 J3	0.18	0.086 J3	0.014 J2	0.089 J3	0.37 J3
Off-SiteB (Fillet)	2.3	0.17 J3	0.15	0.084 J4	0.016 J2	0.087 J3	0.26 J3
Off-SiteC (Fillet)	0.76	0.10 J2	0.084	0.049 J3	0.010 J2	0.052 J3	0.17 J2
Off-SiteD (Fillet)	0.47	0.051 J2	0.026	0.019 J2	0.0049 J1	0.021 J2	0.076 J2
Off-SiteE (Fillet)	0.93	0.067 J2	0.048	0.028 J3	0.0062 J2	0.030 J2	0.098 J2
Average	1.3	0.12	0.098	0.053	0.010	0.056	0.19
Off-SiteA (Liver)	8.4	0.71 J3	0.71	0.34 J4	0.053 J3	0.34 J4	1.3 J4
Off-SiteB (Liver)	7.0	0.38 J3	0.37	0.20 J4	0.040 J3	0.21 J4	0.65 J3
Off-SiteC (Liver)	6.3	0.83 J3	0.82	0.47 J4	0.090 J3	0.48 J4	1.5 J4
Off-SiteD (Liver)	5.6	0.56 J3	0.56	0.30 J4	0.053 J3	0.31 J4	0.95 J3
Off-SiteE (Liver)	5.8	0.38 J3	0.37	0.20 J4	0.039 J3	0.21 J3	0.65 J3
Average	6.6	0.58	0.57	0.30	0.055	0.31	1.0
Off-SiteA (Stomach Contents)	2.2	0.061 J2	0.038	0.028 J3	0.0078 J2	0.030 J2	0.0093 U
Off-SiteB (Stomach Contents)	0.90	0.040 J1	0.012	0.011 J2	0.0039 J1	0.013 J2	0.0098 U
Off-SiteC (Stomach Contents)	2.5	0.054 J2	0.031	0.023 J3	0.0059 J2	0.025 J2	0.098 J2
Off-SiteD (Stomach Contents)	0.48	0.043 J1	0.015	0.012 J2	0.0040 J1	0.015 J2	0.010 U
Off-SiteE (Stomach Contents)	1.3	0.053 J2	0.029	0.019 J2	0.0051 J2	0.021 J2	0.079 J2
Average	1.5	0.050	0.025	0.019	0.0053	0.021	0.041

Note: One fish was collected per station.

Appendices

- Appendix A Laboratory Data
- Appendix B Data Validation Summary, MassDEP, NBH Superfund Site, Seafood Contaminant Survey Monitoring 2013 Sampling, March 4, 2014
- Appendix C Seafood Monitoring - Field Sampling Activities for the NBH Superfund Site 2013 Annual Report, February 2014
- Appendix D Field Sampling Report 2013 Striped Bass Monitoring for the NBH Superfund Site, February 2014

Appendix A

Laboratory Data On-Site

- Table 1 Sample Data for Alewife Area I
- Table 2 a Sample Data for Black Sea Bass Fillet Area II
- Table 2 b Sample Data for Black Sea Bass Stomach Contents Area II
- Table 2 c Sample Data for Black Sea Bass Fillet Area III
- Table 2 d Sample Data for Black Sea Bass Stomach Contents Area III
- Table 3 Sample Data for Bluefish Area II and Area III
- Table 4a Sample Data for Conch Area II
- Table 4b Sample Data for Conch Area III
- Table 5a Sample Data for Pre-Spawn Quahog Area I
- Table 5b Sample Data for Pre-Spawn Quahog Area II
- Table 5c Sample Data for Pre-Spawn Quahog Area III
- Table 6a Sample Data for Post-Spawn Quahog Area I
- Table 6b Sample Data for Post-Spawn Quahog Area II
- Table 6c Sample Data for Post-Spawn Quahog Area III
- Table 7a Sample Data for Scup Area II
- Table 7b Sample Data for Scup Area III
- Table 8a Sample Data for Tautog Area II
- Table 8b Sample Data for Tautog Area III
- Table 9a Sample Data for Striped Bass Fillet Area II
- Table 9b Sample Data for Striped Bass Liver Area II
- Table 9c Sample Data for Striped Bass Stomach Contents Area II
- Table 9d Sample Data for Striped Bass Fillet Area III
- Table 9e Sample Data for Striped Bass Liver Area III
- Table 9f Sample Data for Striped Bass Stomach Contents Area III
- Table 10a Sample Data for Striped Bass Fillet Off-Site
- Table 10b Sample Data for Striped Bass Liver Off-Site
- Table 10c Sample Data for Striped Bass Stomach Contents Off-Site

Notes for 2013 Appendix Tables:

¹ = summation of 136 PCB congener results (1/2 sample quantitation limit [SQL] used for non-detected results)

² = summation of detected 136 PCB congeners

³ = summation of 18 NOAA PCB congener results (1/2 sample quantitation limit [SQL] used for non-detected results)

⁴ = summation of 12 WHO PCB congener results (1/2 sample quantitation limit [SQL] used for non-detected results)

⁵ = summation of 18 NOAA and 12 WHO PCB congener results (1/2 sample quantitation limit [SQL] used for non-detected results);

⁶ = summation of 5 Aroclor results (1/2 SQL used for non-detected results); if all Aroclor results are ND, then total represents SQL for

U = not detected (ND); value represents SQL

J = estimated value

J1 = concentration of detected congeners or Aroclors contributes < 50% of total congener or Aroclor result

J2 = concentration of detected congeners or Aroclors contributes > 50% of total congener or Aroclor result

J3 = concentration of detected congeners or Aroclors contributes > 90% of total congener or Aroclor result

J4 = concentration of detected congeners or Aroclors contributes > 99% of total congener or Aroclor result

mg/kg = milligrams per kilogram (wet weight)

Prepared by: BJS 08/26/2013

Checked by: BBL 09/05/2013 MJW 01/10/2014

TABLE 1 - SUMMARY OF SAMPLE DATA FOR ALEWIFE (MG/KG WET WEIGHT) AREA 1 2013

Parameter	Sample# Species Species Type Area Station Sample Date Units	NBH13-FF-C-1	NBH13-ROE-C-1
		Alewife Fillet 1 Station C 4/25/2013	Alewife Roe 1 Station C 4/25/2013
Lipids	PERCENT	1.9	2.5
Total PCB Congeners ¹	MG/KG	1.0 J4	5.1 J4
Total PCB Congeners Hits ²	MG/KG	0.99	5.1
Total NOAA Congeners ³	MG/KG	0.43 J4	2.3 J4
Total WHO Congeners ⁴	MG/KG	0.029 J3	0.053 J3
Total NOAA / WHO Combined ⁵	MG/KG	0.43 J4	2.3 J4
Total Aroclors ⁶	MG/KG	0.93 J3	5.6 J4
C11-BZ#1	MG/KG	0.0012	0.012
C11-BZ#3	MG/KG	0.00048 U	0.00041 J
C12-BZ#4/#10	MG/KG	0.013	0.22
C12-BZ#5/#8	MG/KG	0.017	0.065
C12-BZ#6	MG/KG	0.018	0.42
C12-BZ#7	MG/KG	0.00048 U	0.00049 U
C12-BZ#12/#13	MG/KG	0.0036	0.0090
C12-BZ#15	MG/KG	0.0035	0.0091
C13-BZ#16/#32	MG/KG	0.028	0.16
C13-BZ#17	MG/KG	0.019	0.064
C13-BZ#18	MG/KG	0.049 J	0.84
C13-BZ#19	MG/KG	0.0060	0.11
C13-BZ#21/#33	MG/KG	0.0033	0.023
C13-BZ#22	MG/KG	0.0051	0.014
C13-BZ#24/#27	MG/KG	0.010	0.22
C13-BZ#25	MG/KG	0.039	0.11
C13-BZ#26	MG/KG	0.072	0.43
C13-BZ#28/#31	MG/KG	0.13 J	0.35
C13-BZ#29	MG/KG	0.00048 U	0.00049 U
C13-BZ#37	MG/KG	0.00090	0.0020
C14-BZ#40	MG/KG	0.0024	0.010
C14-BZ#41/#71	MG/KG	0.012	0.027
C14-BZ#42	MG/KG	0.0065	0.017
C14-BZ#43/#49	MG/KG	0.084	0.20
C14-BZ#44	MG/KG	0.015	0.18
C14-BZ#45	MG/KG	0.0016	0.026
C14-BZ#46	MG/KG	0.0033	0.021
C14-BZ#47/#48	MG/KG	0.030	0.071
C14-BZ#50	MG/KG	0.00029 J	0.00080
C14-BZ#51	MG/KG	0.0060	0.016
C14-BZ#52	MG/KG	0.088	0.56
C14-BZ#53	MG/KG	0.015	0.12
C14-BZ#54	MG/KG	0.00039 J	0.0012
C14-BZ#56/#60	MG/KG	0.0025	0.0055
C14-BZ#63	MG/KG	0.00087	0.0018
C14-BZ#64	MG/KG	0.013	0.045
C14-BZ#66	MG/KG	0.0078	0.021
C14-BZ#70	MG/KG	0.0050	0.010

TABLE 1 - SUMMARY OF SAMPLE DATA FOR ALEWIFE (MG/KG WET WEIGHT) AREA 1 2013

		Sample#	NBH13-FF-C-1	NBH13-ROE-C-1
		Species	Alewife	Alewife
		Species Type	Fillet	Roe
		Area	1	1
		Station	Station C	Station C
		Sample Date	4/25/2013	4/25/2013
Parameter	Units			
CI4-BZ#74	MG/KG		0.0062	0.014
CI4-BZ#76	MG/KG		0.00048 U	0.00049 U
CI4-BZ#77	MG/KG		0.00048 U	0.00049 U
CI4-BZ#81	MG/KG		0.00048 U	0.00049 U
CI5-BZ#82	MG/KG		0.00071	0.0014
CI5-BZ#83	MG/KG		0.0015	0.0032
CI5-BZ#85	MG/KG		0.0017	0.0029
CI5-BZ#87	MG/KG		0.00048 U	0.00049 U
CI5-BZ#89	MG/KG		0.00048 U	0.00049 U
CI5-BZ#91	MG/KG		0.0092	0.020
CI5-BZ#92	MG/KG		0.0080	0.017
CI5-BZ#95	MG/KG		0.016	0.13
CI5-BZ#97	MG/KG		0.0053	0.012
CI5-BZ#99	MG/KG		0.029	0.060
CI5-BZ#100	MG/KG		0.0017	0.0034
CI5-BZ#101/#84	MG/KG		0.033 J	0.086
CI5-BZ#104	MG/KG		0.00048 U	0.00049 U
CI5-BZ#105	MG/KG		0.0027	0.0046
CI5-BZ#107	MG/KG		0.0018	0.0034
CI5-BZ#110	MG/KG		0.021	0.047
CI5-BZ#114	MG/KG		0.00048 U	0.00051
CI5-BZ#118	MG/KG		0.020	0.039
CI5-BZ#119	MG/KG		0.0044	0.0097
CI5-BZ#123	MG/KG		0.00048 U	0.00049 U
CI5-BZ#124	MG/KG		0.00054	0.0010
CI5-BZ#126	MG/KG		0.00048 U	0.00049 U
CI6-BZ#129	MG/KG		0.00037 J	0.00063
CI6-BZ#130	MG/KG		0.0010	0.0016
CI6-BZ#131	MG/KG		0.00048 U	0.00049 J
CI6-BZ#132/#168	MG/KG		0.0018	0.0032
CI6-BZ#134	MG/KG		0.0018	0.0035
CI6-BZ#135/#144	MG/KG		0.0027	0.0057
CI6-BZ#136	MG/KG		0.0018	0.0058
CI6-BZ#137	MG/KG		0.00077	0.0015
CI6-BZ#138/#163	MG/KG		0.019	0.034
CI6-BZ#141	MG/KG		0.0010	0.0019
CI6-BZ#146	MG/KG		0.0050	0.0093
CI6-BZ#147	MG/KG		0.0019	0.0039
CI6-BZ#149	MG/KG		0.020	0.042
CI6-BZ#151	MG/KG		0.0035	0.0072
CI6-BZ#153	MG/KG		0.033 J	0.057
CI6-BZ#154	MG/KG		0.0021	0.0042
CI6-BZ#155	MG/KG		0.00048 U	0.00049 U
CI6-BZ#156	MG/KG		0.0012	0.0021
CI6-BZ#157	MG/KG		0.00025 J	0.00038 J
CI6-BZ#158	MG/KG		0.0019	0.0036
CI6-BZ#167/#128	MG/KG		0.0033	0.0052
CI6-BZ#169	MG/KG		0.00048 U	0.00049 U

TABLE 1 - SUMMARY OF SAMPLE DATA FOR ALEWIFE (MG/KG WET WEIGHT) AREA 1 2013

		Sample#	NBH13-FF-C-1	NBH13-ROE-C-1
		Species	Alewife	Alewife
		Species Type	Fillet	Roe
		Area	1	1
		Station	Station C	Station C
		Sample Date	4/25/2013	4/25/2013
Parameter	Units			
CI7-BZ#170/#190	MG/KG		0.0013	0.0022
CI7-BZ#171	MG/KG		0.00045 J	0.00070
CI7-BZ#172	MG/KG		0.00031 J	0.00049
CI7-BZ#173	MG/KG		0.00048 U	0.00049 U
CI7-BZ#174	MG/KG		0.00080	0.0014
CI7-BZ#175	MG/KG		0.00048 U	0.00049 U
CI7-BZ#176	MG/KG		0.00048 U	0.00049 U
CI7-BZ#177	MG/KG		0.0010	0.0013
CI7-BZ#178	MG/KG		0.00083	0.0013
CI7-BZ#180	MG/KG		0.0034	0.0048
CI7-BZ#182/#187	MG/KG		0.0040	0.0065
CI7-BZ#183	MG/KG		0.0013	0.0020
CI7-BZ#184	MG/KG		0.00048 U	0.00049 U
CI7-BZ#185	MG/KG		0.00048 U	0.00049 U
CI7-BZ#188	MG/KG		0.00048 U	0.00049 U
CI7-BZ#189	MG/KG		0.00048 U	0.00049 U
CI7-BZ#191	MG/KG		0.00048 U	0.00049 U
CI7-BZ#193	MG/KG		0.00025 J	0.00042 J
CI8-BZ#194	MG/KG		0.00048 U	0.00058
CI8-BZ#195	MG/KG		0.00048 U	0.00049 U
CI8-BZ#196/203	MG/KG		0.00052 J	0.00081 J
CI8-BZ#197	MG/KG		0.00048 U	0.00049 U
CI8-BZ#199	MG/KG		0.00048 U	0.00049 U
CI8-BZ#200	MG/KG		0.00048 U	0.00049 U
CI8-BZ#201	MG/KG		0.00065	0.00080
CI8-BZ#202	MG/KG		0.00043 J	0.00048 J
CI8-BZ#205	MG/KG		0.00048 U	0.00049 U
CI9-BZ#206	MG/KG		0.00048 U	0.00028 J
CI9-BZ#207	MG/KG		0.00048 U	0.00049 U
CI9-BZ#208	MG/KG		0.00048 U	0.00049 U
CI10-BZ#209	MG/KG		0.00048 U	0.00049 U
Aroclor-1242	MG/KG		0.57	4.9
Aroclor-1248	MG/KG		0.019 U	0.020 U
Aroclor-1254	MG/KG		0.32	0.66
Aroclor-1260	MG/KG		0.033	0.050

TABLE 2a - SUMMARY OF SAMPLE DATA FOR BLACK SEA BASS FILLET (MG/KG WET WEIGHT) AREA 2 2013

	Sample#	NBH13-FF-A-2	NBH13-FF-B-2	NBH13-FF-C-2SB	NBH13-FF-D-2	NBH13-FF-E-2
	Species	Black Sea Bass	Black Sea Bass	Black Sea Bass	Black Sea Bass	Black Sea Bass
	Species Type	Fillet	Fillet	Fillet	Fillet	Fillet
	Area	2	2	2	2	2
	Station	Station A	Station B	Station C	Station D	Station E
	Sample Date	6/6/2013	6/6/2013	5/30/2013	6/3/2013	6/12/2013
Parameter	Units					
Lipids	PERCENT	0.78	0.91	0.71	0.75	0.92
Total PCB Congeners ¹	MG/KG	0.089 J2	0.050 J1	0.044 J1	0.050 J2	0.072 J2
Total PCB Congeners Hits ²	MG/KG	0.069	0.024	0.018	0.028	0.053
Total NOAA Congeners ³	MG/KG	0.049 J3	0.02 J2	0.014 J2	0.020 J3	0.033 J3
Total WHO Congeners ⁴	MG/KG	0.014 J2	0.0060 J2	0.0043 J1	0.0055 J2	0.0075 J2
Total NOAA / WHO Combined ⁵	MG/KG	0.051 J3	0.022 J2	0.016 J2	0.022 J2	0.035 J3
Total Aroclors ⁶	MG/KG	0.16 J2	0.088 J2	0.0099 U	0.079 J2	0.096 J2
C11-BZ#1	MG/KG	0.00046 U	0.00049 U	0.00050 U	0.00044 U	0.00044 U
C11-BZ#3	MG/KG	0.00046 U	0.00049 U	0.00050 U	0.00044 U	0.00044 U
C12-BZ#4/#10	MG/KG	0.00093 U	0.00098 U	0.00099 U	0.00089 U	0.00089 U
C12-BZ#5/#8	MG/KG	0.00093 U	0.00098 U	0.00099 U	0.00089 U	0.00089 U
C12-BZ#6	MG/KG	0.00046 U	0.00049 U	0.00050 U	0.00044 U	0.00044 U
C12-BZ#7	MG/KG	0.00046 U	0.00049 U	0.00050 U	0.00044 U	0.00044 U
C12-BZ#12/#13	MG/KG	0.00093 U	0.00098 U	0.00099 U	0.00089 U	0.00089 U
C12-BZ#15	MG/KG	0.00046 U	0.00049 U	0.00050 U	0.00044 U	0.00044 U
C13-BZ#16/#32	MG/KG	0.00093 U	0.00098 U	0.00099 U	0.00089 U	0.00089 U
C13-BZ#17	MG/KG	0.00046 U	0.00049 U	0.00050 U	0.00044 U	0.00032 J
C13-BZ#18	MG/KG	0.00046 U	0.00049 U	0.00037 J	0.00044 U	0.00060
C13-BZ#19	MG/KG	0.00046 U	0.00049 U	0.00050 U	0.00044 U	0.00044 U
C13-BZ#21/#33	MG/KG	0.00093 U	0.00098 U	0.00099 U	0.00089 U	0.00089 U
C13-BZ#22	MG/KG	0.00046 U	0.00049 U	0.00050 U	0.00044 U	0.00044 U
C13-BZ#24/#27	MG/KG	0.00093 U	0.00098 U	0.00099 U	0.00089 U	0.00089 U
C13-BZ#25	MG/KG	0.00046 U	0.00049 U	0.00050 U	0.00028 J	0.00045
C13-BZ#26	MG/KG	0.00046 U	0.00049 U	0.00054	0.00050	0.0012
C13-BZ#28/#31	MG/KG	0.0010	0.00098 U	0.00084 J	0.00078 J	0.0019
C13-BZ#29	MG/KG	0.00046 U	0.00049 U	0.00050 U	0.00044 U	0.00044 U
C13-BZ#37	MG/KG	0.00046 U	0.00049 U	0.00050 U	0.00044 U	0.00044 U
C14-BZ#40	MG/KG	0.00046 U	0.00049 U	0.00050 U	0.00044 U	0.00044 U
C14-BZ#41/#71	MG/KG	0.00052 J	0.00098 U	0.00099 U	0.00089 U	0.00068 J
C14-BZ#42	MG/KG	0.00046 U	0.00049 U	0.00050 U	0.00044 U	0.00029 J
C14-BZ#43/#49	MG/KG	0.0019	0.00098 U	0.00097 J	0.0010	0.0024
C14-BZ#44	MG/KG	0.00059	0.00026 J	0.00039 J	0.00043 J	0.0010
C14-BZ#45	MG/KG	0.00046 U	0.00049 U	0.00050 U	0.00044 U	0.00044 U
C14-BZ#46	MG/KG	0.00046 U	0.00049 U	0.00050 U	0.00044 U	0.00044 U
C14-BZ#47/#48	MG/KG	0.0012	0.00098 U	0.00099 U	0.00052 J	0.0010
C14-BZ#50	MG/KG	0.00046 U	0.00049 U	0.00050 U	0.00044 U	0.00044 U
C14-BZ#51	MG/KG	0.00046 U	0.00049 U	0.00050 U	0.00044 U	0.00044 U
C14-BZ#52	MG/KG	0.0034	0.00092	0.0012	0.0017	0.0036
C14-BZ#53	MG/KG	0.00046 U	0.00049 U	0.00050 U	0.00044 U	0.00044 U
C14-BZ#54	MG/KG	0.00046 U	0.00049 U	0.00050 U	0.00044 U	0.00044 U
C14-BZ#56/#60	MG/KG	0.00093 U	0.00098 U	0.00099 U	0.00089 U	0.00089 U
C14-BZ#63	MG/KG	0.00046 U	0.00049 U	0.00050 U	0.00044 U	0.00044 U
C14-BZ#64	MG/KG	0.00046 U	0.00049 U	0.00050 U	0.00044 U	0.00044 U
C14-BZ#66	MG/KG	0.0014	0.00047 J	0.00040 J	0.00052	0.0010
C14-BZ#70	MG/KG	0.00046 U	0.00049 U	0.00050 U	0.00024 J	0.00037 J

TABLE 2a - SUMMARY OF SAMPLE DATA FOR BLACK SEA BASS FILLET (MG/KG WET WEIGHT) AREA 2 2013

Sample#		NBH13-FF-A-2	NBH13-FF-B-2	NBH13-FF-C-2SB	NBH13-FF-D-2	NBH13-FF-E-2
Species		Black Sea Bass	Black Sea Bass	Black Sea Bass	Black Sea Bass	Black Sea Bass
Species Type		Fillet	Fillet	Fillet	Fillet	Fillet
Area		2	2	2	2	2
Station		Station A	Station B	Station C	Station D	Station E
Sample Date		6/6/2013	6/6/2013	5/30/2013	6/3/2013	6/12/2013
Parameter	Units					
C14-BZ#74	MG/KG	0.0013	0.00027 J	0.00026 J	0.00036 J	0.00065
C14-BZ#76	MG/KG	0.00046 U	0.00049 U	0.00050 U	0.00044 U	0.00044 U
C14-BZ#77	MG/KG	0.00046 U	0.00049 U	0.00050 U	0.00044 U	0.00044 U
C14-BZ#81	MG/KG	0.00046 U	0.00049 U	0.00050 U	0.00044 U	0.00044 U
C15-BZ#82	MG/KG	0.00046 U	0.00049 U	0.00050 U	0.00044 U	0.00044 U
C15-BZ#83	MG/KG	0.00046 U	0.00049 U	0.00050 U	0.00044 U	0.00044 U
C15-BZ#85	MG/KG	0.00043 J	0.00049 U	0.00050 U	0.00044 U	0.00033 J
C15-BZ#87	MG/KG	0.00046 U	0.00049 U	0.00029 J	0.00044 U	0.00044 U
C15-BZ#89	MG/KG	0.00046 U	0.00049 U	0.00050 U	0.00044 U	0.00044 U
C15-BZ#91	MG/KG	0.00037 J	0.00049 U	0.00050 U	0.00026 J	0.00050
C15-BZ#92	MG/KG	0.0013	0.00057	0.00033 J	0.00060	0.00097
C15-BZ#95	MG/KG	0.0011	0.00048 J	0.00055	0.00080	0.0014
C15-BZ#97	MG/KG	0.00042 J	0.00049 U	0.00027 J	0.00033 J	0.00043 J
C15-BZ#99	MG/KG	0.0032	0.00056	0.00068	0.0014	0.0019
C15-BZ#100	MG/KG	0.00046 U	0.00049 U	0.00050 U	0.00044 U	0.00044 U
C15-BZ#101/#84	MG/KG	0.0044	0.0019	0.0014	0.0023	0.0035
C15-BZ#104	MG/KG	0.00046 U	0.00049 U	0.00050 U	0.00044 U	0.00044 U
C15-BZ#105	MG/KG	0.0014	0.00052	0.00029 J	0.00050	0.00073
C15-BZ#107	MG/KG	0.00076	0.00034 J	0.00050 U	0.00029 J	0.00046
C15-BZ#110	MG/KG	0.0014	0.00074	0.00077	0.0010	0.0017
C15-BZ#114	MG/KG	0.00046 U	0.00049 U	0.00050 U	0.00044 U	0.00044 U
C15-BZ#118	MG/KG	0.0082	0.0026	0.0013	0.0024	0.0039
C15-BZ#119	MG/KG	0.00032 J	0.00049 U	0.00050 U	0.00044 U	0.00024 J
C15-BZ#123	MG/KG	0.00046 U	0.00049 U	0.00050 U	0.00044 U	0.00044 U
C15-BZ#124	MG/KG	0.00046 U	0.00049 U	0.00050 U	0.00044 U	0.00044 U
C15-BZ#126	MG/KG	0.00046 U	0.00049 U	0.00050 U	0.00044 U	0.00044 U
C16-BZ#129	MG/KG	0.00046 U	0.00049 U	0.00050 U	0.00044 U	0.00044 U
C16-BZ#130	MG/KG	0.00046 U	0.00049 U	0.00050 U	0.00044 U	0.00026 J
C16-BZ#131	MG/KG	0.00046 U	0.00049 U	0.00050 U	0.00044 U	0.00044 U
C16-BZ#132/#168	MG/KG	0.00093 U	0.00098 U	0.00099 U	0.00089 U	0.00089 U
C16-BZ#134	MG/KG	0.00038 J	0.00049 U	0.00050 U	0.00044 U	0.00033 J
C16-BZ#135/#144	MG/KG	0.00093 U	0.00098 U	0.00099 U	0.00089 U	0.00089 U
C16-BZ#136	MG/KG	0.00046 U	0.00049 U	0.00050 U	0.00044 U	0.00044 U
C16-BZ#137	MG/KG	0.00028 J	0.00049 U	0.00050 U	0.00044 U	0.00044 U
C16-BZ#138/#163	MG/KG	0.0066	0.0028	0.0018	0.0028	0.0042
C16-BZ#141	MG/KG	0.00025 J	0.00049 U	0.00050 U	0.00044 U	0.00044 U
C16-BZ#146	MG/KG	0.0015	0.00095	0.00045 J	0.00077	0.0013
C16-BZ#147	MG/KG	0.00046 U	0.00049 U	0.00050 U	0.00044 U	0.00044 U
C16-BZ#149	MG/KG	0.0018	0.0012	0.00090	0.0014	0.0019
C16-BZ#151	MG/KG	0.00070	0.00037 J	0.00050 U	0.00033 J	0.00052
C16-BZ#153	MG/KG	0.015	0.0051	0.0027	0.0043	0.0074
C16-BZ#154	MG/KG	0.00046 U	0.00049 U	0.00050 U	0.00044 U	0.00044 U
C16-BZ#155	MG/KG	0.00046 U	0.00049 U	0.00050 U	0.00044 U	0.00044 U
C16-BZ#156	MG/KG	0.00060	0.00049 U	0.00050 U	0.00044 U	0.00029 J
C16-BZ#157	MG/KG	0.00046 U	0.00049 U	0.00050 U	0.00044 U	0.00044 U
C16-BZ#158	MG/KG	0.00054	0.00049 U	0.00050 U	0.00044 U	0.00031 J
C16-BZ#167/#128	MG/KG	0.0017	0.00066 J	0.00099 U	0.00057 J	0.00087 J
C16-BZ#169	MG/KG	0.00046 U	0.00049 U	0.00050 U	0.00044 U	0.00044 U

TABLE 2a - SUMMARY OF SAMPLE DATA FOR BLACK SEA BASS FILLET (MG/KG WET WEIGHT) AREA 2 2013

Sample#		NBH13-FF-A-2	NBH13-FF-B-2	NBH13-FF-C-2SB	NBH13-FF-D-2	NBH13-FF-E-2
Species		Black Sea Bass	Black Sea Bass	Black Sea Bass	Black Sea Bass	Black Sea Bass
Species Type		Fillet	Fillet	Fillet	Fillet	Fillet
Area		2	2	2	2	2
Station		Station A	Station B	Station C	Station D	Station E
Sample Date		6/6/2013	6/6/2013	5/30/2013	6/3/2013	6/12/2013
Parameter	Units					
C17-BZ#170/#190	MG/KG	0.00071 J	0.00098 U	0.00099 U	0.00089 U	0.00089 U
C17-BZ#171	MG/KG	0.00046 U	0.00049 U	0.00050 U	0.00044 U	0.00044 U
C17-BZ#172	MG/KG	0.00046 U	0.00049 U	0.00050 U	0.00044 U	0.00044 U
C17-BZ#173	MG/KG	0.00046 U	0.00049 U	0.00050 U	0.00044 U	0.00044 U
C17-BZ#174	MG/KG	0.00046 U	0.00049 U	0.00050 U	0.00044 U	0.00044 U
C17-BZ#175	MG/KG	0.00046 U	0.00049 U	0.00050 U	0.00044 U	0.00044 U
C17-BZ#176	MG/KG	0.00046 U	0.00049 U	0.00050 U	0.00044 U	0.00044 U
C17-BZ#177	MG/KG	0.00024 J	0.00027 J	0.00050 U	0.00044 U	0.00028 J
C17-BZ#178	MG/KG	0.00030 J	0.00030 J	0.00050 U	0.00044 U	0.00031 J
C17-BZ#180	MG/KG	0.0017	0.00085	0.00044 J	0.00065	0.0011
C17-BZ#182/#187	MG/KG	0.0010	0.0011	0.00052 J	0.00070 J	0.0014
C17-BZ#183	MG/KG	0.00046 J	0.00028 J	0.00050 U	0.00044 U	0.00039 J
C17-BZ#184	MG/KG	0.00046 U	0.00049 U	0.00050 U	0.00044 U	0.00044 U
C17-BZ#185	MG/KG	0.00046 U	0.00049 U	0.00050 U	0.00044 U	0.00044 U
C17-BZ#188	MG/KG	0.00046 U	0.00049 U	0.00050 U	0.00044 U	0.00044 U
C17-BZ#189	MG/KG	0.00046 U	0.00049 U	0.00050 U	0.00044 U	0.00044 U
C17-BZ#191	MG/KG	0.00046 U	0.00049 U	0.00050 U	0.00044 U	0.00044 U
C17-BZ#193	MG/KG	0.00046 U	0.00049 U	0.00050 U	0.00044 U	0.00044 U
C18-BZ#194	MG/KG	0.00046 U	0.00049 U	0.00050 U	0.00044 U	0.00044 U
C18-BZ#195	MG/KG	0.00046 U	0.00049 U	0.00050 U	0.00044 U	0.00044 U
C18-BZ#196/203	MG/KG	0.00093 U	0.00098 U	0.00099 U	0.00089 U	0.00089 U
C18-BZ#197	MG/KG	0.00046 U	0.00049 U	0.00050 U	0.00044 U	0.00044 U
C18-BZ#199	MG/KG	0.00046 U	0.00049 U	0.00050 U	0.00044 U	0.00044 U
C18-BZ#200	MG/KG	0.00046 U	0.00049 U	0.00050 U	0.00044 U	0.00044 U
C18-BZ#201	MG/KG	0.00026 J	0.00029 J	0.00050 U	0.00044 U	0.00029 J
C18-BZ#202	MG/KG	0.00046 U	0.00049 U	0.00050 U	0.00044 U	0.00044 U
C18-BZ#205	MG/KG	0.00046 U	0.00049 U	0.00050 U	0.00044 U	0.00044 U
C19-BZ#206	MG/KG	0.00046 U	0.00049 U	0.00050 U	0.00044 U	0.00044 U
C19-BZ#207	MG/KG	0.00046 U	0.00049 U	0.00050 U	0.00044 U	0.00044 U
C19-BZ#208	MG/KG	0.00046 U	0.00049 U	0.00050 U	0.00044 U	0.00044 U
C110-BZ#209	MG/KG	0.00046 U	0.00049 U	0.00050 U	0.00044 U	0.00044 U
Aroclor-1242	MG/KG	0.019 U	0.020 U	0.020 U	0.018 U	0.018 U
Aroclor-1248	MG/KG	0.019 U	0.020 U	0.020 U	0.018 U	0.018 U
Aroclor-1254	MG/KG	0.13	0.059	0.020 U	0.052	0.070
Aroclor-1260	MG/KG	0.019 U	0.020 U	0.020 U	0.018 U	0.018 U

TABLE 2b - SUMMARY OF SAMPLE DATA FOR BLACK SEA BASS STOMACH CONTENTS (MG/KG WET WEIGHT) AREA 2 2013

Sample#		NBH13-SC-A-2	NBH13-SC-B-2	NBH13-SC-C-2	NBH13-SC-D-2	NBH13-SC-E-2
Species		Black Sea Bass	Black Sea Bass	Black Sea Bass	Black Sea Bass	Black Sea Bass
Species Type		Stomach Contents	Stomach Contents	Stomach Contents	Stomach Contents	Stomach Contents
Area		2	2	2	2	2
Station		Station A	Station B	Station C	Station D	Station E
Sample Date		6/6/2013	6/6/2013	5/30/2013	6/3/2013	6/12/2013
Parameter	Units					
Lipids	PERCENT	2.1	2.1	8.9	0.91	1.1
Total PCB Congeners ¹	MG/KG	0.091 J1	0.25 J2	0.24 J3	1.3 J4	0.14 J2
Total PCB Congeners Hits ²	MG/KG	0.034	0.18	0.23	1.3	0.11
Total NOAA Congeners ³	MG/KG	0.031 J2	0.12 J3	0.10 J3	0.61 J4	0.067 J3
Total WHO Congeners ⁴	MG/KG	0.011 J1	0.033 J2	0.021 J3	0.15 J4	0.018 J2
Total NOAA / WHO Combined ⁵	MG/KG	0.036 J2	0.12 J3	0.10 J3	0.62 J4	0.071 J3
Total Aroclors ⁶	MG/KG	0.15 J2	0.37 J2	0.32 J3	1.8 J4	0.21 J2
C11-BZ#1	MG/KG	0.0010 U	0.0016 U	0.00047 U	0.00050 UJ	0.00082 U
C11-BZ#3	MG/KG	0.0010 U	0.0016 U	0.00047 U	0.00050 UJ	0.00082 U
C12-BZ#4/#10	MG/KG	0.0020 U	0.0031 U	0.00095 U	0.00099 UJ	0.0016 U
C12-BZ#5/#8	MG/KG	0.0020 U	0.0031 U	0.00095 U	0.0021 J	0.0016 U
C12-BZ#6	MG/KG	0.0010 U	0.0016 U	0.00042 J	0.0017 J	0.00082 U
C12-BZ#7	MG/KG	0.0010 U	0.0016 U	0.00047 U	0.00036 J	0.00082 U
C12-BZ#12/#13	MG/KG	0.0020 U	0.0031 U	0.00095 U	0.00073 J	0.0016 U
C12-BZ#15	MG/KG	0.0010 U	0.0016 U	0.00026 J	0.0011 J	0.00082 U
C13-BZ#16/#32	MG/KG	0.0020 U	0.0031 U	0.00091 J	0.0049 J	0.0016 U
C13-BZ#17	MG/KG	0.0010 U	0.0016 U	0.00098	0.0052 J	0.00082 U
C13-BZ#18	MG/KG	0.0010 U	0.00082 J	0.0015	0.0064 J	0.00045 J
C13-BZ#19	MG/KG	0.0010 U	0.0016 U	0.00047 U	0.00052 J	0.00082 U
C13-BZ#21/#33	MG/KG	0.0020 U	0.0031 U	0.00068 J	0.0032 J	0.0016 U
C13-BZ#22	MG/KG	0.0010 U	0.0016 U	0.00061	0.0033 J	0.00082 U
C13-BZ#24/#27	MG/KG	0.0020 U	0.0031 U	0.00095 U	0.0012 J	0.0016 U
C13-BZ#25	MG/KG	0.0010 U	0.0016 U	0.0029	0.014 J	0.00060 J
C13-BZ#26	MG/KG	0.0010 U	0.0017	0.0053	0.016 J	0.0016
C13-BZ#28/#31	MG/KG	0.0020 U	0.0035	0.0077	0.037 J	0.0043
C13-BZ#29	MG/KG	0.0010 U	0.0016 U	0.00047 U	0.00050 UJ	0.00082 U
C13-BZ#37	MG/KG	0.0010 U	0.0016 U	0.00034 J	0.0021 J	0.00082 U
C14-BZ#40	MG/KG	0.0010 U	0.0016 U	0.0011	0.0044 J	0.00082 U
C14-BZ#41/#71	MG/KG	0.0020 U	0.0031 U	0.0030	0.016 J	0.0010 J
C14-BZ#42	MG/KG	0.0010 U	0.0016 U	0.0017	0.011 J	0.00082 U
C14-BZ#43/#49	MG/KG	0.0012 J	0.0041	0.0090	0.032 J	0.0041
C14-BZ#44	MG/KG	0.0010 U	0.0028	0.0046	0.015 J	0.0010
C14-BZ#45	MG/KG	0.0010 U	0.0016 U	0.00032 J	0.0016 J	0.00082 U
C14-BZ#46	MG/KG	0.0010 U	0.0016 U	0.00047 U	0.0013 J	0.00082 U
C14-BZ#47/#48	MG/KG	0.0020 U	0.0025 J	0.0041	0.027 J	0.0018
C14-BZ#50	MG/KG	0.0010 U	0.0016 U	0.00047 U	0.00050 UJ	0.00082 U
C14-BZ#51	MG/KG	0.0010 U	0.0016 U	0.00026 J	0.0014 J	0.00082 U
C14-BZ#52	MG/KG	0.0019	0.012	0.014	0.048 J	0.0058
C14-BZ#53	MG/KG	0.0010 U	0.0016 U	0.00029 J	0.0013 J	0.00082 U
C14-BZ#54	MG/KG	0.0010 U	0.0016 U	0.00047 U	0.00050 UJ	0.00082 U
C14-BZ#56/#60	MG/KG	0.0020 U	0.0031 U	0.0017	0.0089 J	0.0016 U
C14-BZ#63	MG/KG	0.0010 U	0.0016 U	0.00038 J	0.0021 J	0.00082 U
C14-BZ#64	MG/KG	0.0010 U	0.0016 U	0.0015	0.0072 J	0.00082 U
C14-BZ#66	MG/KG	0.00091 J	0.0019	0.0042	0.026 J	0.0025
C14-BZ#70	MG/KG	0.0010 U	0.0015 J	0.0035	0.018 J	0.00095

TABLE 2b - SUMMARY OF SAMPLE DATA FOR BLACK SEA BASS STOMACH CONTENTS (MG/KG WET WEIGHT) AREA 2 2013

Sample# Species Species Type Area Station Sample Date		NBH13-SC-A-2 Black Sea Bass Stomach Contents 2 Station A 6/6/2013	NBH13-SC-B-2 Black Sea Bass Stomach Contents 2 Station B 6/6/2013	NBH13-SC-C-2 Black Sea Bass Stomach Contents 2 Station C 5/30/2013	NBH13-SC-D-2 Black Sea Bass Stomach Contents 2 Station D 6/3/2013	NBH13-SC-E-2 Black Sea Bass Stomach Contents 2 Station E 6/12/2013
Parameter	Units					
C14-BZ#74	MG/KG	0.00069 J	0.0018	0.0024	0.015 J	0.0020
C14-BZ#76	MG/KG	0.0010 U	0.0016 U	0.00047 U	0.00050 UJ	0.00082 U
C14-BZ#77	MG/KG	0.0010 U	0.0016 U	0.00047 U	0.00050 UJ	0.00082 U
C14-BZ#81	MG/KG	0.0010 U	0.0016 U	0.00047 U	0.00050 UJ	0.00082 U
C15-BZ#82	MG/KG	0.0010 U	0.0016 U	0.00094	0.0043 J	0.00082 U
C15-BZ#83	MG/KG	0.0010 U	0.00086 J	0.0011	0.0059 J	0.00082 U
C15-BZ#85	MG/KG	0.0010 U	0.0016 U	0.0020	0.012 J	0.00044 J
C15-BZ#87	MG/KG	0.0010 U	0.0025	0.0048	0.019 J	0.0013
C15-BZ#89	MG/KG	0.0010 U	0.0016 U	0.00047 U	0.00050 UJ	0.00082 U
C15-BZ#91	MG/KG	0.0010 U	0.0016 U	0.0026	0.014 J	0.00087
C15-BZ#92	MG/KG	0.00079 J	0.0052	0.0043	0.022 J	0.0019
C15-BZ#95	MG/KG	0.00074 J	0.0055	0.0058	0.024 J	0.0021
C15-BZ#97	MG/KG	0.0010 U	0.0013 J	0.0044	0.024 J	0.00091
C15-BZ#99	MG/KG	0.0016	0.014	0.011	0.086 J	0.0061
C15-BZ#100	MG/KG	0.0010 U	0.0016 U	0.00047 U	0.0016 J	0.00082 U
C15-BZ#101/#84	MG/KG	0.0029	0.010	0.016	0.076 J	0.0073
C15-BZ#104	MG/KG	0.0010 U	0.0016 U	0.00047 U	0.00050 UJ	0.00082 U
C15-BZ#105	MG/KG	0.00085 J	0.0029	0.0030	0.018 J	0.0018
C15-BZ#107	MG/KG	0.00053 J	0.0023	0.0014	0.0093 J	0.0011
C15-BZ#110	MG/KG	0.00093 J	0.0028	0.013	0.073 J	0.0032
C15-BZ#114	MG/KG	0.0010 U	0.0016 U	0.00047 U	0.00069 J	0.00082 U
C15-BZ#118	MG/KG	0.0043	0.018	0.012	0.094 J	0.010
C15-BZ#119	MG/KG	0.0010 U	0.0016 U	0.00090	0.0064 J	0.00054 J
C15-BZ#123	MG/KG	0.0010 U	0.0016 U	0.00060	0.00050 UJ	0.00082 U
C15-BZ#124	MG/KG	0.0010 U	0.0016 U	0.00037 J	0.0020 J	0.00082 U
C15-BZ#126	MG/KG	0.0010 U	0.0016 U	0.00047 U	0.00050 UJ	0.00082 U
C16-BZ#129	MG/KG	0.0010 U	0.0016 U	0.00032 J	0.0019 J	0.00082 U
C16-BZ#130	MG/KG	0.0010 U	0.0017	0.0010	0.0070 J	0.00048 J
C16-BZ#131	MG/KG	0.0010 U	0.0016 U	0.00047 U	0.0010 J	0.00082 U
C16-BZ#132/#168	MG/KG	0.0020 U	0.0031 U	0.0030	0.016 J	0.0016 U
C16-BZ#134	MG/KG	0.0010 U	0.0014 J	0.0013	0.0080 J	0.00054 J
C16-BZ#135/#144	MG/KG	0.0020 U	0.0031 U	0.0018	0.010 J	0.00082 J
C16-BZ#136	MG/KG	0.0010 U	0.0016 U	0.00076	0.0033 J	0.00082 U
C16-BZ#137	MG/KG	0.0010 U	0.00087 J	0.00055	0.0040 J	0.00082 U
C16-BZ#138/#163	MG/KG	0.0039	0.018	0.014	0.11 J	0.0081
C16-BZ#141	MG/KG	0.0010 U	0.0012 J	0.00082	0.0046 J	0.00044 J
C16-BZ#146	MG/KG	0.0011	0.0056	0.0027	0.021 J	0.0027
C16-BZ#147	MG/KG	0.0010 U	0.0010 J	0.00069	0.0053 J	0.00048 J
C16-BZ#149	MG/KG	0.0012	0.0050	0.011	0.063 J	0.0037
C16-BZ#151	MG/KG	0.00056 J	0.0032	0.0016	0.0077 J	0.0010
C16-BZ#153	MG/KG	0.0080	0.027	0.014	0.12 J	0.017
C16-BZ#154	MG/KG	0.0010 U	0.0016 U	0.00040 J	0.0031 J	0.00082 U
C16-BZ#155	MG/KG	0.0010 U	0.0016 U	0.00047 U	0.00050 UJ	0.00082 U
C16-BZ#156	MG/KG	0.0010 U	0.0017	0.00093	0.0078 J	0.00088
C16-BZ#157	MG/KG	0.0010 U	0.0016 U	0.00024 J	0.0017 J	0.00082 U
C16-BZ#158	MG/KG	0.0010 U	0.00086 J	0.0014	0.0096 J	0.00069 J
C16-BZ#167/#128	MG/KG	0.0020 U	0.0034	0.0031	0.023 J	0.0020
C16-BZ#169	MG/KG	0.0010 U	0.0016 U	0.00047 U	0.00050 UJ	0.00082 U

TABLE 2b - SUMMARY OF SAMPLE DATA FOR BLACK SEA BASS STOMACH CONTENTS (MG/KG WET WEIGHT) AREA 2 2013

Sample#		NBH13-SC-A-2	NBH13-SC-B-2	NBH13-SC-C-2	NBH13-SC-D-2	NBH13-SC-E-2
Species		Black Sea Bass	Black Sea Bass	Black Sea Bass	Black Sea Bass	Black Sea Bass
Species Type		Stomach Contents	Stomach Contents	Stomach Contents	Stomach Contents	Stomach Contents
Area		2	2	2	2	2
Station		Station A	Station B	Station C	Station D	Station E
Sample Date		6/6/2013	6/6/2013	5/30/2013	6/3/2013	6/12/2013
Parameter	Units					
CI7-BZ#170/#190	MG/KG	0.0020 U	0.0018 J	0.0011	0.0074 J	0.00095 J
CI7-BZ#171	MG/KG	0.0010 U	0.0016 U	0.00041 J	0.0027 J	0.00082 U
CI7-BZ#172	MG/KG	0.0010 U	0.0016 U	0.00026 J	0.0016 J	0.00082 U
CI7-BZ#173	MG/KG	0.0010 U	0.0016 U	0.00047 U	0.00050 UJ	0.00082 U
CI7-BZ#174	MG/KG	0.0010 U	0.0016 U	0.00077	0.0048 J	0.00082 U
CI7-BZ#175	MG/KG	0.0010 U	0.0016 U	0.00047 U	0.00045 J	0.00082 U
CI7-BZ#176	MG/KG	0.0010 U	0.0016 U	0.00047 U	0.00040 J	0.00082 U
CI7-BZ#177	MG/KG	0.0010 U	0.0011 J	0.00077	0.0052 J	0.00082 U
CI7-BZ#178	MG/KG	0.0010 U	0.00087 J	0.00043 J	0.0026 J	0.00041 J
CI7-BZ#180	MG/KG	0.0010	0.0044	0.0017	0.012 J	0.0020
CI7-BZ#182/#187	MG/KG	0.0011 J	0.0042	0.0018	0.013 J	0.0018
CI7-BZ#183	MG/KG	0.0010 U	0.0010 J	0.00077	0.0054 J	0.00062 J
CI7-BZ#184	MG/KG	0.0010 U	0.0016 U	0.00047 U	0.00050 UJ	0.00082 U
CI7-BZ#185	MG/KG	0.0010 U	0.0016 U	0.00047 U	0.00050 UJ	0.00082 U
CI7-BZ#188	MG/KG	0.0010 U	0.0016 U	0.00047 U	0.00050 UJ	0.00082 U
CI7-BZ#189	MG/KG	0.0010 U	0.0016 U	0.00047 U	0.00044 J	0.00082 U
CI7-BZ#191	MG/KG	0.0010 U	0.0016 U	0.00047 U	0.00036 J	0.00082 U
CI7-BZ#193	MG/KG	0.0010 U	0.0016 U	0.00047 U	0.0010 J	0.00082 U
CI8-BZ#194	MG/KG	0.0010 U	0.0016 U	0.00047 U	0.0013 J	0.00082 U
CI8-BZ#195	MG/KG	0.0010 U	0.0016 U	0.00047 U	0.00043 J	0.00082 U
CI8-BZ#196/203	MG/KG	0.0020 U	0.0031 U	0.00095 U	0.0017 J	0.0016 U
CI8-BZ#197	MG/KG	0.0010 U	0.0016 U	0.00047 U	0.00050 UJ	0.00082 U
CI8-BZ#199	MG/KG	0.0010 U	0.0016 U	0.00047 U	0.00050 UJ	0.00082 U
CI8-BZ#200	MG/KG	0.0010 U	0.0016 U	0.00047 U	0.00033 J	0.00082 U
CI8-BZ#201	MG/KG	0.0010 U	0.0016 U	0.00033 J	0.0020 J	0.00082 U
CI8-BZ#202	MG/KG	0.0010 U	0.0016 U	0.00047 U	0.00077 J	0.00082 U
CI8-BZ#205	MG/KG	0.0010 U	0.0016 U	0.00047 U	0.00050 UJ	0.00082 U
CI9-BZ#206	MG/KG	0.0010 U	0.0016 U	0.00047 U	0.00050 J	0.00082 U
CI9-BZ#207	MG/KG	0.0010 U	0.0016 U	0.00047 U	0.00050 UJ	0.00082 U
CI9-BZ#208	MG/KG	0.0010 U	0.0016 U	0.00047 U	0.00035 J	0.00082 U
CI10-BZ#209	MG/KG	0.0010 U	0.0016 U	0.00047 U	0.00050 UJ	0.00082 U
Aroclor-1242	MG/KG	0.040 U	0.063 U	0.019 U	0.020 U	0.033 U
Aroclor-1248	MG/KG	0.040 U	0.063 U	0.12	0.46	0.033 U
Aroclor-1254	MG/KG	0.090	0.27	0.16	1.2	0.16
Aroclor-1260	MG/KG	0.040 U	0.063 U	0.026	0.14	0.033 U

TABLE 2c - SUMMARY OF SAMPLE DATA FOR BLACK SEA BASS FILLET (MG/KG WET WEIGHT) AREA 3 2013

Sample#	Species	NBH13-FF-A-3SB	NBH13-FF-B-3SB	NBH13-FF-C-3	NBH13-FF-D-3SB	NBH13-FF-E-3SB
		Black Sea Bass Fillet 3 Station A 6/19/2013	Black Sea Bass Fillet 3 Station B 6/10/2013	Black Sea Bass Fillet 3 Station C 6/19/2013	Black Sea Bass Fillet 3 Station D 6/19/2013	Black Sea Bass Fillet 3 Station E 5/28/2013
Species Type	Area	Station	Station	Station	Station	Station
Sample Date	Units					
Lipids	PERCENT	0.52	1.4	0.62	0.58	0.85
Total PCB Congeners ¹	MG/KG	0.045 J1	0.048 J1	0.098 J2	0.038 J1	0.064 J2
Total PCB Congeners Hits ²	MG/KG	0.016	0.024	0.081	0.0086	0.042
Total NOAA Congeners ³	MG/KG	0.015 J2	0.020 J2	0.046 J3	0.011 J2	0.032 J3
Total WHO Congeners ⁴	MG/KG	0.0047 J1	0.0055 J2	0.010 J2	0.0042 J1	0.0088 J2
Total NOAA / WHO Combined ⁵	MG/KG	0.017 J2	0.022 J2	0.049 J3	0.013 J2	0.034 J3
Total Aroclors ⁶	MG/KG	0.010 U	0.090 J2	0.16 J2	0.0097 U	0.14 J2
C11-BZ#1	MG/KG	0.00050 U	0.00046 U	0.00049 U	0.00049 U	0.00046 U
C11-BZ#3	MG/KG	0.00050 U	0.00046 U	0.00049 U	0.00049 U	0.00046 U
C12-BZ#4/#10	MG/KG	0.0010 U	0.00091 U	0.00097 U	0.00097 U	0.00092 U
C12-BZ#5/#8	MG/KG	0.0010 U	0.00091 U	0.00097 U	0.00097 U	0.00092 U
C12-BZ#6	MG/KG	0.00050 U	0.00046 U	0.00025 J	0.00049 U	0.00046 U
C12-BZ#7	MG/KG	0.00050 U	0.00046 U	0.00049 U	0.00049 U	0.00046 U
C12-BZ#12/#13	MG/KG	0.0010 U	0.00091 U	0.00097 U	0.00097 U	0.00092 U
C12-BZ#15	MG/KG	0.00050 U	0.00046 U	0.00049 U	0.00049 U	0.00046 U
C13-BZ#16/#32	MG/KG	0.0010 U	0.00091 U	0.00074 J	0.00097 U	0.00092 U
C13-BZ#17	MG/KG	0.00050 U	0.00046 U	0.00070	0.00049 U	0.00046 U
C13-BZ#18	MG/KG	0.00050 U	0.00046 U	0.0011	0.00049 U	0.00046 U
C13-BZ#19	MG/KG	0.00050 U	0.00046 U	0.00049 U	0.00049 U	0.00046 U
C13-BZ#21/#33	MG/KG	0.0010 U	0.00091 U	0.00097 U	0.00097 U	0.00092 U
C13-BZ#22	MG/KG	0.00050 U	0.00046 U	0.00049 U	0.00049 U	0.00046 U
C13-BZ#24/#27	MG/KG	0.0010 U	0.00091 U	0.00097 U	0.00097 U	0.00092 U
C13-BZ#25	MG/KG	0.00050 U	0.00046 U	0.00066	0.00049 U	0.00046 U
C13-BZ#26	MG/KG	0.00050 U	0.00046 U	0.0018	0.00049 U	0.00027 J
C13-BZ#28/#31	MG/KG	0.0010 U	0.00091 U	0.0032	0.00097 U	0.00048 J
C13-BZ#29	MG/KG	0.00050 U	0.00046 U	0.00049 U	0.00049 U	0.00046 U
C13-BZ#37	MG/KG	0.00050 U	0.00046 U	0.00049 U	0.00049 U	0.00046 U
C14-BZ#40	MG/KG	0.00050 U	0.00046 U	0.00026 J	0.00049 U	0.00046 U
C14-BZ#41/#71	MG/KG	0.0010 U	0.00091 U	0.0011	0.00097 U	0.00092 U
C14-BZ#42	MG/KG	0.00050 U	0.00046 U	0.00049	0.00049 U	0.00046 U
C14-BZ#43/#49	MG/KG	0.0010 U	0.00091 U	0.0041	0.00097 U	0.00055 J
C14-BZ#44	MG/KG	0.00050 U	0.00046 U	0.0016	0.00049 U	0.00028 J
C14-BZ#45	MG/KG	0.00050 U	0.00046 U	0.00049 U	0.00049 U	0.00046 U
C14-BZ#46	MG/KG	0.00050 U	0.00046 U	0.00049 U	0.00049 U	0.00046 U
C14-BZ#47/#48	MG/KG	0.0010 U	0.00091 U	0.0020	0.00097 U	0.00092 U
C14-BZ#50	MG/KG	0.00050 U	0.00046 U	0.00049 U	0.00049 U	0.00046 U
C14-BZ#51	MG/KG	0.00050 U	0.00046 U	0.00049 U	0.00049 U	0.00046 U
C14-BZ#52	MG/KG	0.00074	0.00050	0.0056	0.00042 J	0.00087
C14-BZ#53	MG/KG	0.00050 U	0.00046 U	0.00029 J	0.00049 U	0.00046 U
C14-BZ#54	MG/KG	0.00050 U	0.00046 U	0.00049 U	0.00049 U	0.00046 U
C14-BZ#56/#60	MG/KG	0.0010 U	0.00091 U	0.00097 U	0.00097 U	0.00092 U
C14-BZ#63	MG/KG	0.00050 U	0.00046 U	0.00049 U	0.00049 U	0.00046 U
C14-BZ#64	MG/KG	0.00050 U	0.00046 U	0.00042 J	0.00049 U	0.00046 U
C14-BZ#66	MG/KG	0.00038 J	0.00044 J	0.0017	0.00028 J	0.00042 J
C14-BZ#70	MG/KG	0.00050 U	0.00046 U	0.00031 J	0.00049 U	0.00046 U

TABLE 2c - SUMMARY OF SAMPLE DATA FOR BLACK SEA BASS FILLET (MG/KG WET WEIGHT) AREA 3 2013

Parameter	Sample# Species Species Type Area Station Sample Date Units	NBH13-FF-A-3SB	NBH13-FF-B-3SB	NBH13-FF-C-3	NBH13-FF-D-3SB	NBH13-FF-E-3SB
		Black Sea Bass Fillet 3 Station A 6/19/2013	Black Sea Bass Fillet 3 Station B 6/10/2013	Black Sea Bass Fillet 3 Station C 6/19/2013	Black Sea Bass Fillet 3 Station D 6/19/2013	Black Sea Bass Fillet 3 Station E 5/28/2013
C14-BZ#74	MG/KG	0.00050 U	0.00027 J	0.0013	0.00049 U	0.00031 J
C14-BZ#76	MG/KG	0.00050 U	0.00046 U	0.00049 U	0.00049 U	0.00046 U
C14-BZ#77	MG/KG	0.00050 U	0.00046 U	0.00049 U	0.00049 U	0.00046 U
C14-BZ#81	MG/KG	0.00050 U	0.00046 U	0.00049 U	0.00049 U	0.00046 U
C15-BZ#82	MG/KG	0.00050 U	0.00046 U	0.00049 U	0.00049 U	0.00046 U
C15-BZ#83	MG/KG	0.00050 U	0.00046 U	0.00034 J	0.00049 U	0.00046 U
C15-BZ#85	MG/KG	0.00050 U	0.00023 J	0.00046 J	0.00049 U	0.00046 U
C15-BZ#87	MG/KG	0.00050 U	0.00046 U	0.0011	0.00049 U	0.00041 J
C15-BZ#89	MG/KG	0.00050 U	0.00046 U	0.00049 U	0.00049 U	0.00046 U
C15-BZ#91	MG/KG	0.00050 U	0.00046 U	0.00065	0.00049 U	0.00046 U
C15-BZ#92	MG/KG	0.00033 J	0.00036 J	0.0013	0.00049 U	0.00070
C15-BZ#95	MG/KG	0.00039 J	0.00038 J	0.0020	0.00049 U	0.00048
C15-BZ#97	MG/KG	0.00050 U	0.00046 U	0.00066	0.00049 U	0.00046 U
C15-BZ#99	MG/KG	0.00061	0.00050	0.0029	0.00025 J	0.00091
C15-BZ#100	MG/KG	0.00050 U	0.00046 U	0.00049 U	0.00049 U	0.00046 U
C15-BZ#101/#84	MG/KG	0.0014	0.0015	0.0050	0.00089 J	0.0019
C15-BZ#104	MG/KG	0.00050 U	0.00046 U	0.00049 U	0.00049 U	0.00046 U
C15-BZ#105	MG/KG	0.00034 J	0.00052	0.0011	0.00025 J	0.00072
C15-BZ#107	MG/KG	0.00050 U	0.00030 J	0.00061	0.00049 U	0.00044 J
C15-BZ#110	MG/KG	0.00048 J	0.00053	0.0025	0.00035 J	0.00087
C15-BZ#114	MG/KG	0.00050 U	0.00046 U	0.00049 U	0.00049 U	0.00046 U
C15-BZ#118	MG/KG	0.0016	0.0023	0.0057	0.0012	0.0043
C15-BZ#119	MG/KG	0.00050 U	0.00046 U	0.00041 J	0.00049 U	0.00046 U
C15-BZ#123	MG/KG	0.00050 U	0.00046 U	0.00049 U	0.00049 U	0.00046 U
C15-BZ#124	MG/KG	0.00050 U	0.00046 U	0.00049 U	0.00049 U	0.00046 U
C15-BZ#126	MG/KG	0.00050 U	0.00046 U	0.00049 U	0.00049 U	0.00046 U
C16-BZ#129	MG/KG	0.00050 U	0.00046 U	0.00049 U	0.00049 U	0.00046 U
C16-BZ#130	MG/KG	0.00050 U	0.00046 U	0.00031 J	0.00049 U	0.00046 U
C16-BZ#131	MG/KG	0.00050 U	0.00046 U	0.00049 U	0.00049 U	0.00046 U
C16-BZ#132/#168	MG/KG	0.0010 U	0.00091 U	0.00097 U	0.00097 U	0.00092 U
C16-BZ#134	MG/KG	0.00050 U	0.00046 U	0.00042 J	0.00049 U	0.00034 J
C16-BZ#135/#144	MG/KG	0.0010 U	0.00091 U	0.00051 J	0.00097 U	0.00092 U
C16-BZ#136	MG/KG	0.00050 U	0.00046 U	0.00049 U	0.00049 U	0.00046 U
C16-BZ#137	MG/KG	0.00050 U	0.00046 U	0.00049 U	0.00049 U	0.00046 U
C16-BZ#138/#163	MG/KG	0.0020	0.0031	0.0055	0.0012	0.0045
C16-BZ#141	MG/KG	0.00050 U	0.00046 U	0.00049 U	0.00049 U	0.00046 U
C16-BZ#146	MG/KG	0.00068	0.00098	0.0016	0.00044 J	0.0017
C16-BZ#147	MG/KG	0.00050 U	0.00046 U	0.00026 J	0.00049 U	0.00046 U
C16-BZ#149	MG/KG	0.00082	0.00097	0.0025	0.00057	0.0013
C16-BZ#151	MG/KG	0.00026 J	0.00030 J	0.00073	0.00049 U	0.00050
C16-BZ#153	MG/KG	0.0038	0.0058	0.010	0.0024	0.011
C16-BZ#154	MG/KG	0.00050 U	0.00046 U	0.00049 U	0.00049 U	0.00046 U
C16-BZ#155	MG/KG	0.00050 U	0.00046 U	0.00049 U	0.00049 U	0.00046 U
C16-BZ#156	MG/KG	0.00050 U	0.00046 U	0.00039 J	0.00049 U	0.00057
C16-BZ#157	MG/KG	0.00050 U	0.00046 U	0.00049 U	0.00049 U	0.00046 U
C16-BZ#158	MG/KG	0.00050 U	0.00046 U	0.00039 J	0.00049 U	0.00048
C16-BZ#167/#128	MG/KG	0.0010 U	0.00065 J	0.0012	0.00097 U	0.0013
C16-BZ#169	MG/KG	0.00050 U	0.00046 U	0.00049 U	0.00049 U	0.00046 U

TABLE 2c - SUMMARY OF SAMPLE DATA FOR BLACK SEA BASS FILLET (MG/KG WET WEIGHT) AREA 3 2013

Parameter	Sample#	NBH13-FF-A-3SB	NBH13-FF-B-3SB	NBH13-FF-C-3	NBH13-FF-D-3SB	NBH13-FF-E-3SB
	Species Species Type Area Station Sample Date Units	Black Sea Bass Fillet 3 Station A 6/19/2013	Black Sea Bass Fillet 3 Station B 6/10/2013	Black Sea Bass Fillet 3 Station C 6/19/2013	Black Sea Bass Fillet 3 Station D 6/19/2013	Black Sea Bass Fillet 3 Station E 5/28/2013
C17-BZ#170/#190	MG/KG	0.0010 U	0.00091 U	0.00053 J	0.00097 U	0.00073 J
C17-BZ#171	MG/KG	0.00050 U	0.00046 U	0.00049 U	0.00049 U	0.00046 U
C17-BZ#172	MG/KG	0.00050 U	0.00046 U	0.00049 U	0.00049 U	0.00046 U
C17-BZ#173	MG/KG	0.00050 U	0.00046 U	0.00049 U	0.00049 U	0.00046 U
C17-BZ#174	MG/KG	0.00050 U	0.00046 U	0.00049 U	0.00049 U	0.00046 U
C17-BZ#175	MG/KG	0.00050 U	0.00046 U	0.00049 U	0.00049 U	0.00046 U
C17-BZ#176	MG/KG	0.00050 U	0.00046 U	0.00049 U	0.00049 U	0.00046 U
C17-BZ#177	MG/KG	0.00050 U	0.00032 J	0.00035 J	0.00049 U	0.00033 J
C17-BZ#178	MG/KG	0.00050 U	0.00031 J	0.00035 J	0.00049 U	0.00032 J
C17-BZ#180	MG/KG	0.00062	0.0010	0.0014	0.00035 J	0.0018
C17-BZ#182/#187	MG/KG	0.00089 J	0.0015	0.0014	0.00097 U	0.0016
C17-BZ#183	MG/KG	0.00025 J	0.00039 J	0.00052	0.00049 U	0.00051
C17-BZ#184	MG/KG	0.00050 U	0.00046 U	0.00049 U	0.00049 U	0.00046 U
C17-BZ#185	MG/KG	0.00050 U	0.00046 U	0.00049 U	0.00049 U	0.00046 U
C17-BZ#188	MG/KG	0.00050 U	0.00046 U	0.00049 U	0.00049 U	0.00046 U
C17-BZ#189	MG/KG	0.00050 U	0.00046 U	0.00049 U	0.00049 U	0.00046 U
C17-BZ#191	MG/KG	0.00050 U	0.00046 U	0.00049 U	0.00049 U	0.00046 U
C17-BZ#193	MG/KG	0.00050 U	0.00046 U	0.00049 U	0.00049 U	0.00046 U
C18-BZ#194	MG/KG	0.00050 U	0.00046 U	0.00049 U	0.00049 U	0.00046 U
C18-BZ#195	MG/KG	0.00050 U	0.00046 U	0.00049 U	0.00049 U	0.00046 U
C18-BZ#196/203	MG/KG	0.0010 U	0.00091 U	0.00097 U	0.00097 U	0.00092 U
C18-BZ#197	MG/KG	0.00050 U	0.00046 U	0.00049 U	0.00049 U	0.00046 U
C18-BZ#199	MG/KG	0.00050 U	0.00046 U	0.00049 U	0.00049 U	0.00046 U
C18-BZ#200	MG/KG	0.00050 U	0.00046 U	0.00049 U	0.00049 U	0.00046 U
C18-BZ#201	MG/KG	0.00050 U	0.00036 J	0.00032 J	0.00049 U	0.00032 J
C18-BZ#202	MG/KG	0.00050 U	0.00030 J	0.00049 U	0.00049 U	0.00046 U
C18-BZ#205	MG/KG	0.00050 U	0.00046 U	0.00049 U	0.00049 U	0.00046 U
C19-BZ#206	MG/KG	0.00050 U	0.00046 U	0.00049 U	0.00049 U	0.00046 U
C19-BZ#207	MG/KG	0.00050 U	0.00046 U	0.00049 U	0.00049 U	0.00046 U
C19-BZ#208	MG/KG	0.00050 U	0.00046 U	0.00049 U	0.00049 U	0.00046 U
C110-BZ#209	MG/KG	0.00050 U	0.00046 U	0.00049 U	0.00049 U	0.00046 U
Aroclor-1242	MG/KG	0.020 U	0.018 U	0.019 U	0.019 U	0.018 U
Aroclor-1248	MG/KG	0.020 U	0.018 U	0.056	0.019 U	0.018 U
Aroclor-1254	MG/KG	0.020 U	0.063	0.082	0.019 U	0.12
Aroclor-1260	MG/KG	0.020 U	0.018 U	0.019 U	0.019 U	0.018 U

TABLE 2d - SUMMARY OF SAMPLE DATA FOR BLACK SEA BASS STOMACH CONTENTS (MG/KG WET WEIGHT) AREA 3 2013

Parameter	Sample#	NBH13-SC-A-3	NBH13-SC-B-3	NBH13-SC-C-3	NBH13-SC-E-3
	Species Species Type Area Station Sample Date Units	Black Sea Bass Stomach Contents 3 Station A 6/19/2013	Black Sea Bass Stomach Contents 3 Station B 6/10/2013	Black Sea Bass Stomach Contents 3 Station C 6/19/2013	Black Sea Bass Stomach Contents 3 Station E 5/28/2013
Lipids	PERCENT	0.89	0.37	3.7	4.4
Total PCB Congeners ¹	MG/KG	0.10 J2	0.032 J1	0.23 J2	0.086 J1
Total PCB Congeners Hits ²	MG/KG	0.076	0.00099	0.15	0.026
Total NOAA Congeners ³	MG/KG	0.050 J3	0.0064 J1	0.087 J3	0.028 J2
Total WHO Congeners ⁴	MG/KG	0.012 J2	0.0031 J1	0.021 J2	0.0092 J2
Total NOAA / WHO Combined ⁵	MG/KG	0.053 J3	0.0085 J1	0.095 J2	0.032 J2
Total Aroclors ⁶	MG/KG	0.17 J2	0.0093 U	0.31 J2	0.020 U
C11-BZ#1	MG/KG	0.00065 U	0.00047 U	0.0018 U	0.0010 U
C11-BZ#3	MG/KG	0.00065 U	0.00047 U	0.0018 U	0.0010 U
C12-BZ#4/#10	MG/KG	0.0013 U	0.00093 U	0.0036 U	0.0020 U
C12-BZ#5/#8	MG/KG	0.0013 U	0.00093 U	0.0036 U	0.0020 U
C12-BZ#6	MG/KG	0.00065 U	0.00047 U	0.0018 U	0.0010 U
C12-BZ#7	MG/KG	0.00065 U	0.00047 U	0.0018 U	0.0010 U
C12-BZ#12/#13	MG/KG	0.0013 U	0.00093 U	0.0036 U	0.0020 U
C12-BZ#15	MG/KG	0.00065 U	0.00047 U	0.0018 U	0.0010 U
C13-BZ#16/#32	MG/KG	0.0013 U	0.00093 U	0.0036 U	0.0020 U
C13-BZ#17	MG/KG	0.00065 U	0.00047 U	0.0013 J	0.0010 U
C13-BZ#18	MG/KG	0.00039 J	0.00047 U	0.0020	0.0010 U
C13-BZ#19	MG/KG	0.00065 U	0.00047 U	0.0018 U	0.0010 U
C13-BZ#21/#33	MG/KG	0.0013 U	0.00093 U	0.0036 U	0.0020 U
C13-BZ#22	MG/KG	0.00065 U	0.00047 U	0.0018 U	0.0010 U
C13-BZ#24/#27	MG/KG	0.0013 U	0.00093 U	0.0036 U	0.0020 U
C13-BZ#25	MG/KG	0.00065 U	0.00047 U	0.0027	0.0010 U
C13-BZ#26	MG/KG	0.0011	0.00047 U	0.0036	0.0010 U
C13-BZ#28/#31	MG/KG	0.0033	0.00093 U	0.010	0.0020 U
C13-BZ#29	MG/KG	0.00065 U	0.00047 U	0.0018 U	0.0010 U
C13-BZ#37	MG/KG	0.00065 U	0.00047 U	0.0018 U	0.0010 U
C14-BZ#40	MG/KG	0.00065 U	0.00047 U	0.0018 U	0.0010 U
C14-BZ#41/#71	MG/KG	0.00074 J	0.00093 U	0.0022 J	0.0020 U
C14-BZ#42	MG/KG	0.00065 U	0.00047 U	0.0012 J	0.0010 U
C14-BZ#43/#49	MG/KG	0.0026	0.00093 U	0.0074	0.0020 U
C14-BZ#44	MG/KG	0.00070	0.00047 U	0.0027	0.0010 U
C14-BZ#45	MG/KG	0.00065 U	0.00047 U	0.0018 U	0.0010 U
C14-BZ#46	MG/KG	0.00065 U	0.00047 U	0.0018 U	0.0010 U
C14-BZ#47/#48	MG/KG	0.0011 J	0.00093 U	0.0041	0.0020 U
C14-BZ#50	MG/KG	0.00065 U	0.00047 U	0.0018 U	0.0010 U
C14-BZ#51	MG/KG	0.00065 U	0.00047 U	0.0018 U	0.0010 U
C14-BZ#52	MG/KG	0.0033	0.00047 U	0.0088	0.00074 J
C14-BZ#53	MG/KG	0.00065 U	0.00047 U	0.0018 U	0.0010 U
C14-BZ#54	MG/KG	0.00065 U	0.00047 U	0.0018 U	0.0010 U
C14-BZ#56/#60	MG/KG	0.0013 U	0.00093 U	0.0036 U	0.0020 U
C14-BZ#63	MG/KG	0.00065 U	0.00047 U	0.0018 U	0.0010 U
C14-BZ#64	MG/KG	0.00045 J	0.00047 U	0.0010 J	0.0010 U
C14-BZ#66	MG/KG	0.0019	0.00047 U	0.0034	0.0010 U
C14-BZ#70	MG/KG	0.0013	0.00047 U	0.0015 J	0.0010 U

TABLE 2d - SUMMARY OF SAMPLE DATA FOR BLACK SEA BASS STOMACH CONTENTS (MG/KG WET WEIGHT) AREA 3 2013

Parameter	Sample#	NBH13-SC-A-3	NBH13-SC-B-3	NBH13-SC-C-3	NBH13-SC-E-3
	Species Species Type Area Station Sample Date	Black Sea Bass Stomach Contents 3 Station A 6/19/2013	Black Sea Bass Stomach Contents 3 Station B 6/10/2013	Black Sea Bass Stomach Contents 3 Station C 6/19/2013	Black Sea Bass Stomach Contents 3 Station E 5/28/2013
	Units				
C14-BZ#74	MG/KG	0.0013	0.00047 U	0.0027	0.0010 U
C14-BZ#76	MG/KG	0.00065 U	0.00047 U	0.0018 U	0.0010 U
C14-BZ#77	MG/KG	0.00065 U	0.00047 U	0.0018 U	0.0010 U
C14-BZ#81	MG/KG	0.00065 U	0.00047 U	0.0018 U	0.0010 U
C15-BZ#82	MG/KG	0.00065 U	0.00047 U	0.0018 U	0.0010 U
C15-BZ#83	MG/KG	0.00065 U	0.00047 U	0.0018 U	0.0010 U
C15-BZ#85	MG/KG	0.00036 J	0.00047 U	0.0011 J	0.0010 U
C15-BZ#87	MG/KG	0.00065 U	0.00047 U	0.0021	0.0010 U
C15-BZ#89	MG/KG	0.00065 U	0.00047 U	0.0018 U	0.0010 U
C15-BZ#91	MG/KG	0.00075	0.00047 U	0.0016 J	0.0010 U
C15-BZ#92	MG/KG	0.00095	0.00047 U	0.0024	0.00056 J
C15-BZ#95	MG/KG	0.0012	0.00047 U	0.0036	0.0010 U
C15-BZ#97	MG/KG	0.00071	0.00047 U	0.0022	0.0010 U
C15-BZ#99	MG/KG	0.0040	0.00047 U	0.0085	0.00081 J
C15-BZ#100	MG/KG	0.00065 U	0.00047 U	0.0018 U	0.0010 U
C15-BZ#101/#84	MG/KG	0.0056	0.00093 U	0.0094	0.0016 J
C15-BZ#104	MG/KG	0.00065 U	0.00047 U	0.0018 U	0.0010 U
C15-BZ#105	MG/KG	0.0011	0.00047 U	0.0020	0.00061 J
C15-BZ#107	MG/KG	0.00098	0.00047 U	0.00094 J	0.0010 U
C15-BZ#110	MG/KG	0.0021	0.00047 U	0.0055	0.00092 J
C15-BZ#114	MG/KG	0.00065 U	0.00047 U	0.0018 U	0.0010 U
C15-BZ#118	MG/KG	0.0066	0.00033 J	0.0094	0.0030
C15-BZ#119	MG/KG	0.00035 J	0.00047 U	0.00093 J	0.0010 U
C15-BZ#123	MG/KG	0.00065 U	0.00047 U	0.0018 U	0.0010 U
C15-BZ#124	MG/KG	0.00065 U	0.00047 U	0.0018 U	0.0010 U
C15-BZ#126	MG/KG	0.00065 U	0.00047 U	0.0018 U	0.0010 U
C16-BZ#129	MG/KG	0.00065 U	0.00047 U	0.0018 U	0.0010 U
C16-BZ#130	MG/KG	0.00042 J	0.00047 U	0.0018 U	0.0010 U
C16-BZ#131	MG/KG	0.00065 U	0.00047 U	0.0018 U	0.0010 U
C16-BZ#132/#168	MG/KG	0.0013 U	0.00093 U	0.0036 U	0.0020 U
C16-BZ#134	MG/KG	0.00035 J	0.00047 U	0.0018 U	0.0010 U
C16-BZ#135/#144	MG/KG	0.0013 U	0.00093 U	0.0036 U	0.0020 U
C16-BZ#136	MG/KG	0.00065 U	0.00047 U	0.0018 U	0.0010 U
C16-BZ#137	MG/KG	0.00065 U	0.00047 U	0.0018 U	0.0010 U
C16-BZ#138/#163	MG/KG	0.0055	0.00093 U	0.0098	0.0039
C16-BZ#141	MG/KG	0.00065 U	0.00047 U	0.0018 U	0.0010 U
C16-BZ#146	MG/KG	0.0023	0.00047 U	0.0022	0.0012
C16-BZ#147	MG/KG	0.00043 J	0.00047 U	0.0018 U	0.0010 U
C16-BZ#149	MG/KG	0.0021	0.00047 U	0.0062	0.0011
C16-BZ#151	MG/KG	0.00040 J	0.00047 U	0.0013 J	0.0010 U
C16-BZ#153	MG/KG	0.015	0.00066	0.017	0.0077
C16-BZ#154	MG/KG	0.00065 U	0.00047 U	0.0018 U	0.0010 U
C16-BZ#155	MG/KG	0.00065 U	0.00047 U	0.0018 U	0.0010 U
C16-BZ#156	MG/KG	0.00050 J	0.00047 U	0.0018 U	0.0010 U
C16-BZ#157	MG/KG	0.00065 U	0.00047 U	0.0018 U	0.0010 U
C16-BZ#158	MG/KG	0.00035 J	0.00047 U	0.00089 J	0.0010 U
C16-BZ#167/#128	MG/KG	0.0013	0.00093 U	0.0020 J	0.0011 J
C16-BZ#169	MG/KG	0.00065 U	0.00047 U	0.0018 U	0.0010 U

TABLE 2d - SUMMARY OF SAMPLE DATA FOR BLACK SEA BASS STOMACH CONTENTS (MG/KG WET WEIGHT) AREA 3 2013

	Sample#	NBH13-SC-A-3	NBH13-SC-B-3	NBH13-SC-C-3	NBH13-SC-E-3
	Species	Black Sea Bass	Black Sea Bass	Black Sea Bass	Black Sea Bass
	Species Type	Stomach Contents	Stomach Contents	Stomach Contents	Stomach Contents
	Area	3	3	3	3
	Station	Station A	Station B	Station C	Station E
	Sample Date	6/19/2013	6/10/2013	6/19/2013	5/28/2013
Parameter	Units				
C17-BZ#170/#190	MG/KG	0.0013 U	0.00093 U	0.0036 U	0.0020 U
C17-BZ#171	MG/KG	0.00065 U	0.00047 U	0.0018 U	0.0010 U
C17-BZ#172	MG/KG	0.00065 U	0.00047 U	0.0018 U	0.0010 U
C17-BZ#173	MG/KG	0.00065 U	0.00047 U	0.0018 U	0.0010 U
C17-BZ#174	MG/KG	0.00065 U	0.00047 U	0.0018 U	0.0010 U
C17-BZ#175	MG/KG	0.00065 U	0.00047 U	0.0018 U	0.0010 U
C17-BZ#176	MG/KG	0.00065 U	0.00047 U	0.0018 U	0.0010 U
C17-BZ#177	MG/KG	0.00036 J	0.00047 U	0.0018 U	0.0010 U
C17-BZ#178	MG/KG	0.00065 U	0.00047 U	0.0018 U	0.0010 U
C17-BZ#180	MG/KG	0.0015	0.00047 U	0.0024	0.0015
C17-BZ#182/#187	MG/KG	0.0015	0.00093 U	0.0022 J	0.0016 J
C17-BZ#183	MG/KG	0.00056 J	0.00047 U	0.00093 J	0.0010 U
C17-BZ#184	MG/KG	0.00065 U	0.00047 U	0.0018 U	0.0010 U
C17-BZ#185	MG/KG	0.00065 U	0.00047 U	0.0018 U	0.0010 U
C17-BZ#188	MG/KG	0.00065 U	0.00047 U	0.0018 U	0.0010 U
C17-BZ#189	MG/KG	0.00065 U	0.00047 U	0.0018 U	0.0010 U
C17-BZ#191	MG/KG	0.00065 U	0.00047 U	0.0018 U	0.0010 U
C17-BZ#193	MG/KG	0.00065 U	0.00047 U	0.0018 U	0.0010 U
C18-BZ#194	MG/KG	0.00065 U	0.00047 U	0.0018 U	0.0010 U
C18-BZ#195	MG/KG	0.00065 U	0.00047 U	0.0018 U	0.0010 U
C18-BZ#196/203	MG/KG	0.0013 U	0.00093 U	0.0036 U	0.0020 U
C18-BZ#197	MG/KG	0.00065 U	0.00047 U	0.0018 U	0.0010 U
C18-BZ#199	MG/KG	0.00065 U	0.00047 U	0.0018 U	0.0010 U
C18-BZ#200	MG/KG	0.00065 U	0.00047 U	0.0018 U	0.0010 U
C18-BZ#201	MG/KG	0.00065 U	0.00047 U	0.0018 U	0.0010 U
C18-BZ#202	MG/KG	0.00065 U	0.00047 U	0.0018 U	0.0010 U
C18-BZ#205	MG/KG	0.00065 U	0.00047 U	0.0018 U	0.0010 U
C19-BZ#206	MG/KG	0.00065 U	0.00047 U	0.0018 U	0.0010 U
C19-BZ#207	MG/KG	0.00065 U	0.00047 U	0.0018 U	0.0010 U
C19-BZ#208	MG/KG	0.00065 U	0.00047 U	0.0018 U	0.0010 U
C110-BZ#209	MG/KG	0.00065 U	0.00047 U	0.0018 U	0.0010 U
Aroclor-1242	MG/KG	0.026 U	0.019 U	0.071 U	0.041 U
Aroclor-1248	MG/KG	0.026 U	0.019 U	0.071 U	0.041 U
Aroclor-1254	MG/KG	0.13	0.019 U	0.20	0.041 U
Aroclor-1260	MG/KG	0.026 U	0.019 U	0.071 U	0.041 U

TABLE 3 - SUMMARY OF SAMPLE DATA FOR BLUEFISH (MG/KG WET WEIGHT) AREA 2 & 3 2013

Parameter	Sample#	NBH13-FF-A-2	NBH13-FF-B-2	NBH13-FF-A-3	NBH13-FF-B-3
	Species Species Type Area Station Sample Date	Bluefish Fillet 2 Station A 5/22/2013	Bluefish Fillet 2 Station B 6/20/2013	Bluefish Fillet 3 Station A 6/10/2013	Bluefish Fillet 3 Station B 6/13/2013
Units					
Lipids	PERCENT	2.2	2.3	3.0	2.6
Total PCB Congeners ¹	MG/KG	0.14 J3	0.22 J3	0.22 J3	0.52 J3
Total PCB Congeners Hits ²	MG/KG	0.13	0.21	0.20	0.51
Total NOAA Congeners ³	MG/KG	0.070 J3	0.11 J4	0.11 J4	0.25 J4
Total WHO Congeners ⁴	MG/KG	0.013 J2	0.023 J3	0.017 J2	0.043 J3
Total NOAA / WHO Combined ⁵	MG/KG	0.073 J3	0.11 J3	0.11 J3	0.26 J4
Total Aroclors ⁶	MG/KG	0.23 J3	0.37 J3	0.36 J3	0.85 J3
C11-BZ#1	MG/KG	0.00047 U	0.00047 UJ	0.00049 U	0.00049 UJ
C11-BZ#3	MG/KG	0.00047 U	0.00047 UJ	0.00049 U	0.00049 UJ
C12-BZ#4/#10	MG/KG	0.00095 U	0.00094 UJ	0.00098 U	0.00099 UJ
C12-BZ#5/#8	MG/KG	0.00095 U	0.00094 UJ	0.00098 U	0.00099 UJ
C12-BZ#6	MG/KG	0.00047 U	0.00047 UJ	0.00049 U	0.00034 J
C12-BZ#7	MG/KG	0.00047 U	0.00047 UJ	0.00049 U	0.00049 UJ
C12-BZ#12/#13	MG/KG	0.00095 U	0.00094 UJ	0.00098 U	0.00099 UJ
C12-BZ#15	MG/KG	0.00047 U	0.00047 UJ	0.00049 U	0.00049 UJ
C13-BZ#16/#32	MG/KG	0.00095 U	0.00094 UJ	0.00098 U	0.0021 J
C13-BZ#17	MG/KG	0.00047 U	0.00047 UJ	0.00030 J	0.0015 J
C13-BZ#18	MG/KG	0.00034 J	0.00047 J	0.00066	0.0031 J
C13-BZ#19	MG/KG	0.00047 U	0.00047 UJ	0.00049 U	0.00027 J
C13-BZ#21/#33	MG/KG	0.00095 U	0.00094 UJ	0.00098 U	0.00072 J
C13-BZ#22	MG/KG	0.00047 U	0.00047 UJ	0.00049 U	0.00098 J
C13-BZ#24/#27	MG/KG	0.00095 U	0.00094 UJ	0.00098 U	0.00060 J
C13-BZ#25	MG/KG	0.00047 U	0.00027 J	0.00034 J	0.0038 J
C13-BZ#26	MG/KG	0.00053	0.00065 J	0.00091	0.0098 J
C13-BZ#28/#31	MG/KG	0.0012	0.0015 J	0.0020	0.018 J
C13-BZ#29	MG/KG	0.00047 U	0.00047 UJ	0.00049 U	0.00049 UJ
C13-BZ#37	MG/KG	0.00047 U	0.00047 UJ	0.00049 U	0.00049 UJ
C14-BZ#40	MG/KG	0.00047 U	0.00047 UJ	0.00049 U	0.0012 J
C14-BZ#41/#71	MG/KG	0.00074 J	0.0011 J	0.00099	0.0064 J
C14-BZ#42	MG/KG	0.00029 J	0.00047 J	0.00059	0.0029 J
C14-BZ#43/#49	MG/KG	0.0019	0.0033 J	0.0034	0.029 J
C14-BZ#44	MG/KG	0.00075	0.00098 J	0.0012	0.0068 J
C14-BZ#45	MG/KG	0.00047 U	0.00047 UJ	0.00049 U	0.00056 J
C14-BZ#46	MG/KG	0.00047 U	0.00047 UJ	0.00049 U	0.00049 UJ
C14-BZ#47/#48	MG/KG	0.0015	0.0020 J	0.0019	0.011 J
C14-BZ#50	MG/KG	0.00047 U	0.00047 UJ	0.00049 U	0.00049 UJ
C14-BZ#51	MG/KG	0.00047 U	0.00047 UJ	0.00049 U	0.00073 J
C14-BZ#52	MG/KG	0.0026	0.0038 J	0.0038	0.030 J
C14-BZ#53	MG/KG	0.00047 U	0.00047 UJ	0.00027 J	0.0020 J
C14-BZ#54	MG/KG	0.00047 U	0.00047 UJ	0.00049 U	0.00049 UJ
C14-BZ#56/#60	MG/KG	0.00095 U	0.00063 J	0.00071 J	0.0025 J
C14-BZ#63	MG/KG	0.00047 U	0.00024 J	0.00049 U	0.00079 J
C14-BZ#64	MG/KG	0.00047 U	0.00034 J	0.00052	0.0025 J
C14-BZ#66	MG/KG	0.0018	0.0028 J	0.0025	0.0092 J
C14-BZ#70	MG/KG	0.0011	0.0012 J	0.0016	0.0058 J

TABLE 3 - SUMMARY OF SAMPLE DATA FOR BLUEFISH (MG/KG WET WEIGHT) AREA 2 & 3 2013

Sample#	NBH13-FF-A-2	NBH13-FF-B-2	NBH13-FF-A-3	NBH13-FF-B-3	
Species	Bluefish	Bluefish	Bluefish	Bluefish	
Species Type	Fillet	Fillet	Fillet	Fillet	
Area	2	2	3	3	
Station	Station A	Station B	Station A	Station B	
Sample Date	5/22/2013	6/20/2013	6/10/2013	6/13/2013	
Parameter	Units				
C14-BZ#74	MG/KG	0.00096	0.0016 J	0.0013	0.0058 J
C14-BZ#76	MG/KG	0.00047 U	0.00047 UJ	0.00049 U	0.00049 UJ
C14-BZ#77	MG/KG	0.00047 U	0.00047 UJ	0.00049 U	0.00049 UJ
C14-BZ#81	MG/KG	0.00047 U	0.00047 UJ	0.00049 U	0.00049 UJ
C15-BZ#82	MG/KG	0.00039 J	0.00059 J	0.00063	0.0011 J
C15-BZ#83	MG/KG	0.00031 J	0.00049 J	0.00046 J	0.0014 J
C15-BZ#85	MG/KG	0.00088	0.0015 J	0.0012	0.0030 J
C15-BZ#87	MG/KG	0.0014	0.0025 J	0.0021	0.0061 J
C15-BZ#89	MG/KG	0.00047 U	0.00047 UJ	0.00049 U	0.00049 UJ
C15-BZ#91	MG/KG	0.00073	0.0016 J	0.0015	0.0053 J
C15-BZ#92	MG/KG	0.0014	0.0028 J	0.0021	0.0060 J
C15-BZ#95	MG/KG	0.0022	0.0036 J	0.0038	0.012 J
C15-BZ#97	MG/KG	0.0015	0.0030 J	0.0024	0.0070 J
C15-BZ#99	MG/KG	0.0062	0.014 J	0.0098	0.028 J
C15-BZ#100	MG/KG	0.00047 U	0.00027 J	0.00031 J	0.00062 J
C15-BZ#101/#84	MG/KG	0.0077	0.016 J	0.012	0.035 J
C15-BZ#104	MG/KG	0.00047 U	0.00047 UJ	0.00049 U	0.00049 UJ
C15-BZ#105	MG/KG	0.0016	0.0026 J	0.0019	0.0049 J
C15-BZ#107	MG/KG	0.00093	0.0018 J	0.0013	0.0030 J
C15-BZ#110	MG/KG	0.0032	0.0064 J	0.0054	0.017 J
C15-BZ#114	MG/KG	0.00047 U	0.00047 UJ	0.00049 U	0.00049 UJ
C15-BZ#118	MG/KG	0.0067	0.014 J	0.0093	0.028 J
C15-BZ#119	MG/KG	0.00040 J	0.00086 J	0.00066	0.0020 J
C15-BZ#123	MG/KG	0.00047 U	0.00047 UJ	0.00049 U	0.00049 UJ
C15-BZ#124	MG/KG	0.00047 U	0.00025 J	0.00049 U	0.00059 J
C15-BZ#126	MG/KG	0.00047 U	0.00047 UJ	0.00049 U	0.00049 UJ
C16-BZ#129	MG/KG	0.00047 U	0.00035 J	0.00030 J	0.00048 J
C16-BZ#130	MG/KG	0.00066	0.0012 J	0.00091	0.0017 J
C16-BZ#131	MG/KG	0.00047 U	0.00047 UJ	0.00049 U	0.00029 J
C16-BZ#132/#168	MG/KG	0.0011	0.0019 J	0.0017	0.0034 J
C16-BZ#134	MG/KG	0.00071	0.0013 J	0.0011	0.0021 J
C16-BZ#135/#144	MG/KG	0.00094 J	0.0015 J	0.0015	0.0029 J
C16-BZ#136	MG/KG	0.00049	0.00081 J	0.00086	0.0019 J
C16-BZ#137	MG/KG	0.00032 J	0.00056 J	0.00038 J	0.00095 J
C16-BZ#138/#163	MG/KG	0.012	0.019 J	0.016	0.033 J
C16-BZ#141	MG/KG	0.00067	0.00082 J	0.00097	0.0014 J
C16-BZ#146	MG/KG	0.0035	0.0053 J	0.0046	0.0084 J
C16-BZ#147	MG/KG	0.00042 J	0.00078 J	0.00067	0.0014 J
C16-BZ#149	MG/KG	0.0053	0.0098 J	0.0094	0.019 J
C16-BZ#151	MG/KG	0.0016	0.0025 J	0.0025	0.0040 J
C16-BZ#153	MG/KG	0.018	0.031 J	0.025	0.053 J
C16-BZ#154	MG/KG	0.00061	0.00095 J	0.0010	0.0015 J
C16-BZ#155	MG/KG	0.00047 U	0.00047 UJ	0.00049 U	0.00049 UJ
C16-BZ#156	MG/KG	0.00063	0.00097 J	0.00086	0.0019 J
C16-BZ#157	MG/KG	0.00025 J	0.00033 J	0.00039 J	0.00057 J
C16-BZ#158	MG/KG	0.00065	0.0012 J	0.00089	0.0022 J
C16-BZ#167/#128	MG/KG	0.0020	0.0035 J	0.0028	0.0059 J
C16-BZ#169	MG/KG	0.00047 U	0.00047 UJ	0.00049 U	0.00049 UJ

TABLE 3 - SUMMARY OF SAMPLE DATA FOR BLUEFISH (MG/KG WET WEIGHT) AREA 2 & 3 2013

Sample#	NBH13-FF-A-2	NBH13-FF-B-2	NBH13-FF-A-3	NBH13-FF-B-3	
Species	Bluefish	Bluefish	Bluefish	Bluefish	
Species Type	Fillet	Fillet	Fillet	Fillet	
Area	2	2	3	3	
Station	Station A	Station B	Station A	Station B	
Sample Date	5/22/2013	6/20/2013	6/10/2013	6/13/2013	
Parameter	Units				
CI7-BZ#170/#190	MG/KG	0.0015	0.0017 J	0.0023	0.0029 J
CI7-BZ#171	MG/KG	0.00063	0.00076 J	0.00080	0.0012 J
CI7-BZ#172	MG/KG	0.00046 J	0.00039 J	0.00063	0.00067 J
CI7-BZ#173	MG/KG	0.00047 U	0.00047 UJ	0.00049 U	0.00049 UJ
CI7-BZ#174	MG/KG	0.00085	0.00092 J	0.0015	0.0015 J
CI7-BZ#175	MG/KG	0.00047 U	0.00047 UJ	0.00049 U	0.00025 J
CI7-BZ#176	MG/KG	0.00047 U	0.00047 UJ	0.00030 J	0.00034 J
CI7-BZ#177	MG/KG	0.0015	0.0016 J	0.0018	0.0023 J
CI7-BZ#178	MG/KG	0.0013	0.0014 J	0.0017	0.0019 J
CI7-BZ#180	MG/KG	0.0047	0.0048 J	0.0067	0.0083 J
CI7-BZ#182/#187	MG/KG	0.0062	0.0060 J	0.0079	0.0096 J
CI7-BZ#183	MG/KG	0.0018	0.0018 J	0.0023	0.0031 J
CI7-BZ#184	MG/KG	0.00047 U	0.00047 UJ	0.00049 U	0.00049 UJ
CI7-BZ#185	MG/KG	0.00047 U	0.00047 UJ	0.00049 U	0.00049 UJ
CI7-BZ#188	MG/KG	0.00047 U	0.00047 UJ	0.00030 J	0.00049 UJ
CI7-BZ#189	MG/KG	0.00047 U	0.00047 UJ	0.00049 U	0.00049 UJ
CI7-BZ#191	MG/KG	0.00047 U	0.00047 UJ	0.00049 U	0.00049 UJ
CI7-BZ#193	MG/KG	0.00036 J	0.00036 J	0.00050	0.00058 J
CI8-BZ#194	MG/KG	0.0011	0.00090 J	0.0017	0.0016 J
CI8-BZ#195	MG/KG	0.00047 U	0.00047 UJ	0.00049 J	0.00039 J
CI8-BZ#196/203	MG/KG	0.0017	0.0013 J	0.0028	0.0022 J
CI8-BZ#197	MG/KG	0.00047 U	0.00047 UJ	0.00027 J	0.00049 UJ
CI8-BZ#199	MG/KG	0.00047 U	0.00047 UJ	0.00049 U	0.00049 UJ
CI8-BZ#200	MG/KG	0.00053	0.00048 J	0.00090	0.00072 J
CI8-BZ#201	MG/KG	0.0020	0.0017 J	0.0037	0.0025 J
CI8-BZ#202	MG/KG	0.0013	0.0012 J	0.0023	0.0017 J
CI8-BZ#205	MG/KG	0.00047 U	0.00047 UJ	0.00049 U	0.00049 UJ
CI9-BZ#206	MG/KG	0.0017	0.0013 J	0.0060	0.0024 J
CI9-BZ#207	MG/KG	0.00030 J	0.00025 J	0.00080	0.00039 J
CI9-BZ#208	MG/KG	0.0010	0.00086 J	0.0034	0.0013 J
CI10-BZ#209	MG/KG	0.0010	0.00069 J	0.0045	0.0016 J
Aroclor-1242	MG/KG	0.019 U	0.019 U	0.020 U	0.020 U
Aroclor-1248	MG/KG	0.019 U	0.051	0.039	0.28
Aroclor-1254	MG/KG	0.14	0.25	0.20	0.46
Aroclor-1260	MG/KG	0.063	0.059	0.11	0.096

TABLE 4a - SUMMARY OF SAMPLE DATA FOR CONCH (MG/KG WET WEIGHT) AREA 2 2013

Sample#	Species	NBH13-SF-A-2	NBH13-SF-B-2	NBH13-SF-C-2	NBH13-SF-D-2	NBH13-SF-E-2
		Conch Meat 2 Station A 10/18/2013	Conch Meat 2 Station B 10/21/2013	Conch Meat 2 Station C 10/21/2013	Conch Meat 2 Station D 10/18/2013	Conch Meat 2 Station E 10/18/2013
Species Type	Area					
Station	Sample Date					
Parameter	Units					
Lipids	PERCENT	0.15 J	0.18 J	0.23 J	0.15 J	0.18 J
Total PCB Congeners ¹	MG/KG	0.054 J2	0.14 J2	0.41 J3	0.16 J2	0.098 J2
Total PCB Congeners Hits ²	MG/KG	0.028	0.12	0.40	0.14	0.078
Total NOAA Congeners ³	MG/KG	0.021 J3	0.070 J3	0.22 J4	0.081 J3	0.046 J3
Total WHO Congeners ⁴	MG/KG	0.0055 J2	0.016 J2	0.044 J3	0.017 J3	0.0090 J2
Total NOAA / WHO Combined ⁵	MG/KG	0.024 J2	0.074 J3	0.22 J3	0.084 J3	0.048 J3
Total Aroclors ⁶	MG/KG	0.095 J2	0.25 J3	0.78 J3	0.29 J3	0.19 J3
C11-BZ#1	MG/KG	0.00047 U	0.00046 U	0.00048 U	0.00046 U	0.00044 U
C11-BZ#3	MG/KG	0.00047 U	0.00046 U	0.00048 U	0.00046 U	0.00044 U
C12-BZ#4/#10	MG/KG	0.00094 U	0.00091 U	0.00097 U	0.00092 U	0.00089 U
C12-BZ#5/#8	MG/KG	0.00094 U	0.00091 U	0.00097 U	0.00092 U	0.00089 U
C12-BZ#6	MG/KG	0.00047 U	0.00046 U	0.0013	0.00046 U	0.00044 U
C12-BZ#7	MG/KG	0.00047 U	0.00046 U	0.00048 U	0.00046 U	0.00044 U
C12-BZ#12/#13	MG/KG	0.00094 U	0.00091 U	0.00097 U	0.00092 U	0.00089 U
C12-BZ#15	MG/KG	0.00047 U	0.00046 U	0.00068	0.00046 U	0.00044 U
C13-BZ#16/#32	MG/KG	0.00094 U	0.00091 U	0.00097	0.00092 U	0.00089 U
C13-BZ#17	MG/KG	0.00047 U	0.00046 U	0.00051	0.00046 U	0.00044 U
C13-BZ#18	MG/KG	0.00047 U	0.00049	0.0037	0.0011	0.00069
C13-BZ#19	MG/KG	0.00047 U	0.00046 U	0.00048 U	0.00046 U	0.00044 U
C13-BZ#21/#33	MG/KG	0.00094 U	0.00091 U	0.00067 J	0.00092 U	0.00089 U
C13-BZ#22	MG/KG	0.00047 U	0.00046 U	0.00098	0.00046 U	0.00044 U
C13-BZ#24/#27	MG/KG	0.00094 U	0.00091 U	0.00054 J	0.00092 U	0.00089 U
C13-BZ#25	MG/KG	0.00047 U	0.00046 U	0.0011	0.00046 U	0.00044 U
C13-BZ#26	MG/KG	0.00047 U	0.0012	0.010	0.0025	0.0016
C13-BZ#28/#31	MG/KG	0.00054 J	0.0020	0.021	0.0043	0.0030
C13-BZ#29	MG/KG	0.00047 U	0.00046 U	0.00048 U	0.00046 U	0.00044 U
C13-BZ#37	MG/KG	0.00047 U	0.00046 U	0.00071	0.00046 U	0.00044 U
C14-BZ#40	MG/KG	0.00047 U	0.00046 U	0.0012	0.00054	0.00044 U
C14-BZ#41/#71	MG/KG	0.00094 U	0.0012	0.0065	0.0019	0.0011
C14-BZ#42	MG/KG	0.00047 U	0.00046 U	0.0013	0.00046 U	0.00044 U
C14-BZ#43/#49	MG/KG	0.0016	0.0047	0.022	0.0068	0.0048
C14-BZ#44	MG/KG	0.00047 U	0.0014	0.0056	0.0023	0.0014
C14-BZ#45	MG/KG	0.00047 U	0.00046 U	0.00048 U	0.00046 U	0.00044 U
C14-BZ#46	MG/KG	0.00047 U	0.00046 U	0.00048 U	0.00046 U	0.00044 U
C14-BZ#47/#48	MG/KG	0.00094 U	0.00055 J	0.0055	0.00088 J	0.00049 J
C14-BZ#50	MG/KG	0.00047 U	0.00046 U	0.00048 U	0.00046 U	0.00044 U
C14-BZ#51	MG/KG	0.00047 U	0.00046 U	0.00048 U	0.00046 U	0.00044 U
C14-BZ#52	MG/KG	0.0016	0.0057	0.028	0.0086	0.0052
C14-BZ#53	MG/KG	0.00047 U	0.00046 U	0.00048 U	0.00046 U	0.00044 U
C14-BZ#54	MG/KG	0.00047 U	0.00046 U	0.00048 U	0.00046 U	0.00044 U
C14-BZ#56/#60	MG/KG	0.00094 U	0.00048 J	0.0025	0.00078 J	0.00089 U
C14-BZ#63	MG/KG	0.00047 U	0.00046 U	0.00085	0.00046 U	0.00044 U
C14-BZ#64	MG/KG	0.00047 U	0.00046 U	0.0014	0.00046 U	0.00044 U
C14-BZ#66	MG/KG	0.00076	0.0020	0.010	0.0028	0.0016
C14-BZ#70	MG/KG	0.00047 U	0.0018	0.0050	0.0024	0.0015

TABLE 4a - SUMMARY OF SAMPLE DATA FOR CONCH (MG/KG WET WEIGHT) AREA 2 2013

Sample# Species Species Type Area Station Sample Date Parameter Units		NBH13-SF-A-2 Conch Meat 2 Station A 10/18/2013	NBH13-SF-B-2 Conch Meat 2 Station B 10/21/2013	NBH13-SF-C-2 Conch Meat 2 Station C 10/21/2013	NBH13-SF-D-2 Conch Meat 2 Station D 10/18/2013	NBH13-SF-E-2 Conch Meat 2 Station E 10/18/2013
C14-BZ#74	MG/KG	0.00047 U	0.00092	0.0070	0.0015	0.00072
C14-BZ#76	MG/KG	0.00047 U	0.00046 U	0.00048 U	0.00046 U	0.00044 U
C14-BZ#77	MG/KG	0.00047 U	0.00046 U	0.00048 U	0.00046 U	0.00044 U
C14-BZ#81	MG/KG	0.00047 U	0.00046 U	0.00048 U	0.00046 U	0.00044 U
C15-BZ#82	MG/KG	0.00047 U	0.00046 U	0.00049	0.00046 U	0.00044 U
C15-BZ#83	MG/KG	0.00047 U	0.00059	0.0011	0.00072	0.00044 U
C15-BZ#85	MG/KG	0.00047 U	0.00092	0.0025	0.0012	0.00063
C15-BZ#87	MG/KG	0.00047 U	0.0017	0.0041	0.0021	0.0012
C15-BZ#89	MG/KG	0.00047 U	0.00046 U	0.00048 U	0.00046 U	0.00044 U
C15-BZ#91	MG/KG	0.00047 U	0.0011	0.0039	0.0015	0.00090
C15-BZ#92	MG/KG	0.00060	0.0028	0.0052	0.0031	0.0015
C15-BZ#95	MG/KG	0.00051	0.0018	0.0053	0.0025	0.0013
C15-BZ#97	MG/KG	0.00047 U	0.0014	0.0048	0.0019	0.0013
C15-BZ#99	MG/KG	0.0021	0.0061	0.027	0.0071	0.0041
C15-BZ#100	MG/KG	0.00047 U	0.00046 U	0.00048 U	0.00046 U	0.00044 U
C15-BZ#101/#84	MG/KG	0.0028	0.0092	0.025	0.011	0.0072
C15-BZ#104	MG/KG	0.00047 U	0.00046 U	0.00048 U	0.00046 U	0.00044 U
C15-BZ#105	MG/KG	0.00051	0.0019	0.0058	0.0023	0.0010
C15-BZ#107	MG/KG	0.00047 U	0.0014	0.0026	0.0014	0.00081
C15-BZ#110	MG/KG	0.0015	0.0047	0.013	0.0058	0.0037
C15-BZ#114	MG/KG	0.00047 U	0.00046 U	0.00048 U	0.00046 U	0.00044 U
C15-BZ#118	MG/KG	0.0020	0.0079	0.026	0.0086	0.0040
C15-BZ#119	MG/KG	0.00047 U	0.00051	0.0020	0.00063	0.00044 U
C15-BZ#123	MG/KG	0.00047 U	0.00069	0.0021	0.00093	0.00049
C15-BZ#124	MG/KG	0.00047 U	0.00046 U	0.00056	0.00046 U	0.00044 U
C15-BZ#126	MG/KG	0.00047 U	0.00046 U	0.00048 U	0.00046 U	0.00044 U
C16-BZ#129	MG/KG	0.00047 U	0.00046 U	0.00048 U	0.00046 U	0.00044 U
C16-BZ#130	MG/KG	0.00047 U	0.00082	0.0012	0.00072	0.00044 U
C16-BZ#131	MG/KG	0.00047 U	0.00046 U	0.00048 U	0.00046 U	0.00044 U
C16-BZ#132/#168	MG/KG	0.00094 U	0.00078 J	0.0015	0.00093	0.00056 J
C16-BZ#134	MG/KG	0.00047 U	0.00092	0.0016	0.0010	0.00054
C16-BZ#135/#144	MG/KG	0.00094 U	0.00072 J	0.0014	0.00089 J	0.00053 J
C16-BZ#136	MG/KG	0.00047 U	0.00046 U	0.00048 U	0.00046 U	0.00044 U
C16-BZ#137	MG/KG	0.00047 U	0.00054	0.0014	0.00046 U	0.00044 U
C16-BZ#138/#163	MG/KG	0.0037	0.013	0.027	0.013	0.0068
C16-BZ#141	MG/KG	0.00047 U	0.00056	0.00085	0.00056	0.00044 U
C16-BZ#146	MG/KG	0.00090	0.0037	0.0065	0.0034	0.0018
C16-BZ#147	MG/KG	0.00047 U	0.00057	0.0015	0.00068	0.00044 U
C16-BZ#149	MG/KG	0.0014	0.0043	0.012	0.0047	0.0034
C16-BZ#151	MG/KG	0.00047 U	0.00099	0.0015	0.0013	0.00062
C16-BZ#153	MG/KG	0.0053	0.017	0.048	0.018	0.0096
C16-BZ#154	MG/KG	0.00047 U	0.00046 U	0.0013	0.00046 U	0.00044 U
C16-BZ#155	MG/KG	0.00047 U	0.00046 U	0.00048 U	0.00046 U	0.00044 U
C16-BZ#156	MG/KG	0.00047 U	0.0011	0.0023	0.0010	0.00046
C16-BZ#157	MG/KG	0.00047 U	0.00046 U	0.00048 U	0.00046 U	0.00044 U
C16-BZ#158	MG/KG	0.00047 U	0.00095	0.0028	0.00099	0.00047
C16-BZ#167/#128	MG/KG	0.00083 J	0.0027	0.0061	0.0026	0.0015
C16-BZ#169	MG/KG	0.00047 U	0.00046 U	0.00048 U	0.00046 U	0.00044 U

TABLE 4a - SUMMARY OF SAMPLE DATA FOR CONCH (MG/KG WET WEIGHT) AREA 2 2013

Sample# Species Species Type Area Station Sample Date Parameter Units		NBH13-SF-A-2 Conch Meat 2 Station A 10/18/2013	NBH13-SF-B-2 Conch Meat 2 Station B 10/21/2013	NBH13-SF-C-2 Conch Meat 2 Station C 10/21/2013	NBH13-SF-D-2 Conch Meat 2 Station D 10/18/2013	NBH13-SF-E-2 Conch Meat 2 Station E 10/18/2013
CI7-BZ#170/#190	MG/KG	0.00094 U	0.00091 J	0.0017	0.00075 J	0.00089 U
CI7-BZ#171	MG/KG	0.00047 U	0.00046 U	0.00056	0.00046 U	0.00044 U
CI7-BZ#172	MG/KG	0.00047 U	0.00046 U	0.00048 U	0.00046 U	0.00044 U
CI7-BZ#173	MG/KG	0.00047 U	0.00046 U	0.00048 U	0.00046 U	0.00044 U
CI7-BZ#174	MG/KG	0.00047 U	0.00046 U	0.00048 U	0.00046 U	0.00044 U
CI7-BZ#175	MG/KG	0.00047 U	0.00046 U	0.00048 U	0.00046 U	0.00044 U
CI7-BZ#176	MG/KG	0.00047 U	0.00046 U	0.00048 U	0.00046 U	0.00044 U
CI7-BZ#177	MG/KG	0.00047 U	0.00062	0.00068	0.00050	0.00044 U
CI7-BZ#178	MG/KG	0.00047 U	0.00046	0.00066	0.00046 U	0.00044 U
CI7-BZ#180	MG/KG	0.00072	0.0028	0.0053	0.0023	0.0011
CI7-BZ#182/#187	MG/KG	0.00058 J	0.0023	0.0040	0.0019	0.00099
CI7-BZ#183	MG/KG	0.00047 U	0.00064	0.0016	0.00068	0.00044 U
CI7-BZ#184	MG/KG	0.00047 U	0.00046 U	0.00048 U	0.00046 U	0.00044 U
CI7-BZ#185	MG/KG	0.00047 U	0.00046 U	0.00048 U	0.00046 U	0.00044 U
CI7-BZ#188	MG/KG	0.00047 U	0.00046 U	0.00048 U	0.00046 U	0.00044 U
CI7-BZ#189	MG/KG	0.00047 U	0.00046 U	0.00048 U	0.00046 U	0.00044 U
CI7-BZ#191	MG/KG	0.00047 U	0.00046 U	0.00048 U	0.00046 U	0.00044 U
CI7-BZ#193	MG/KG	0.00047 U	0.00046 U	0.00048 U	0.00046 U	0.00044 U
CI8-BZ#194	MG/KG	0.00047 U	0.00046 U	0.00048 U	0.00046 U	0.00044 U
CI8-BZ#195	MG/KG	0.00047 U	0.00046 U	0.00048 U	0.00046 U	0.00044 U
CI8-BZ#196/203	MG/KG	0.00094 U	0.00091 U	0.00097 U	0.00092 U	0.00089 U
CI8-BZ#197	MG/KG	0.00047 U	0.00046 U	0.00048 U	0.00046 U	0.00044 U
CI8-BZ#199	MG/KG	0.00047 U	0.00046 U	0.00048 U	0.00046 U	0.00044 U
CI8-BZ#200	MG/KG	0.00047 U	0.00046 U	0.00048 U	0.00046 U	0.00044 U
CI8-BZ#201	MG/KG	0.00047 U	0.00046 U	0.00048 U	0.00046 U	0.00044 U
CI8-BZ#202	MG/KG	0.00047 U	0.00046 U	0.00048 U	0.00046 U	0.00044 U
CI8-BZ#205	MG/KG	0.00047 U	0.00046 U	0.00048 U	0.00046 U	0.00044 U
CI9-BZ#206	MG/KG	0.00047 U	0.00046 U	0.00048 U	0.00046 U	0.00044 U
CI9-BZ#207	MG/KG	0.00047 U	0.00046 U	0.00048 U	0.00046 U	0.00044 U
CI9-BZ#208	MG/KG	0.00047 U	0.00046 U	0.00048 U	0.00046 U	0.00044 U
CI10-BZ#209	MG/KG	0.00047 U	0.00046 U	0.00048 U	0.00046 U	0.00044 U
Aroclor-1242	MG/KG	0.019 U	0.018 U	0.019 U	0.018 U	0.018 U
Aroclor-1248	MG/KG	0.019 U	0.049	0.23	0.076	0.047
Aroclor-1254	MG/KG	0.067	0.19	0.50	0.20	0.13
Aroclor-1260	MG/KG	0.019 U	0.018 U	0.037	0.018 U	0.018 U

TABLE 4b - SUMMARY OF SAMPLE DATA FOR CONCH (MG/KG WET WEIGHT) AREA 3 2013

Parameter	Sample#	NBH13-SF-A-3	NBH13-SF-B-3	NBH13-SF-C-3	NBH13-SF-D-3	NBH13-SF-E-3
	Species Species Type Area Station Sample Date	Conch Meat 3 Station A 10/25/2013	Conch Meat 3 Station A 10/25/2013	Conch Meat 3 Station C 10/18/2013	Conch Meat 3 Station D 10/23/2013	Conch Meat 3 Station E 10/21/2013
	Units					
Lipids	PERCENT	0.23 J	0.19 J	0.30 J	0.42 J	0.26 J
Total PCB Congeners ¹	MG/KG	0.090 J2	0.052 J1	0.099 J2	0.22 J3	0.081 J2
Total PCB Congeners Hits ²	MG/KG	0.066	0.023	0.078	0.21	0.059
Total NOAA Congeners ³	MG/KG	0.049 J3	0.020 J2	0.051 J3	0.14 J4	0.038 J3
Total WHO Congeners ⁴	MG/KG	0.010 J2	0.0051 J2	0.011 J2	0.031 J3	0.0087 J2
Total NOAA / WHO Combined ⁵	MG/KG	0.051 J3	0.022 J2	0.053 J3	0.14 J3	0.041 J3
Total Aroclors ⁶	MG/KG	0.23 J2	0.11 J2	0.21 J2	0.56 J3	0.16 J2
C11-BZ#1	MG/KG	0.00048 U	0.00050 U	0.00046 U	0.00044 U	0.00046 U
C11-BZ#3	MG/KG	0.00048 U	0.00050 U	0.00046 U	0.00044 U	0.00046 U
C12-BZ#4/#10	MG/KG	0.00095 U	0.00099 U	0.00092 U	0.00087 U	0.00091 U
C12-BZ#5/#8	MG/KG	0.00095 U	0.00099 U	0.00092 U	0.00087 U	0.00091 U
C12-BZ#6	MG/KG	0.00048 U	0.00050 U	0.00046 U	0.00044 U	0.00046 U
C12-BZ#7	MG/KG	0.00048 U	0.00050 U	0.00046 U	0.00044 U	0.00046 U
C12-BZ#12/#13	MG/KG	0.00095 U	0.00099 U	0.00092 U	0.00087 U	0.00091 U
C12-BZ#15	MG/KG	0.00048 U	0.00050 U	0.00046 U	0.00044 U	0.00046 U
C13-BZ#16/#32	MG/KG	0.00095 U	0.00099 U	0.00092 U	0.00087 U	0.00091 U
C13-BZ#17	MG/KG	0.00048 U	0.00050 U	0.00046 U	0.00044 U	0.00046 U
C13-BZ#18	MG/KG	0.00048 U	0.00050 U	0.00046 U	0.00044 U	0.00046 U
C13-BZ#19	MG/KG	0.00048 U	0.00050 U	0.00046 U	0.00044 U	0.00046 U
C13-BZ#21/#33	MG/KG	0.00095 U	0.00099 U	0.00092 U	0.00087 U	0.00091 U
C13-BZ#22	MG/KG	0.00048 U	0.00050 U	0.00046 U	0.00044 U	0.00046 U
C13-BZ#24/#27	MG/KG	0.00095 U	0.00099 U	0.00092 U	0.00087 U	0.00091 U
C13-BZ#25	MG/KG	0.00048 U	0.00050 U	0.00046 U	0.00044 U	0.00046 U
C13-BZ#26	MG/KG	0.00048 U	0.00050 U	0.00046 U	0.00044 U	0.00056
C13-BZ#28/#31	MG/KG	0.00095 U	0.00099 U	0.00080 J	0.0016	0.0011
C13-BZ#29	MG/KG	0.00048 U	0.00050 U	0.00046 U	0.00044 U	0.00046 U
C13-BZ#37	MG/KG	0.00048 U	0.00050 U	0.00046 U	0.00044 U	0.00046 U
C14-BZ#40	MG/KG	0.00048 U	0.00050 U	0.00046 U	0.00044 U	0.00046 U
C14-BZ#41/#71	MG/KG	0.00095 U	0.00099 U	0.00078 J	0.0011	0.00062 J
C14-BZ#42	MG/KG	0.00048 U	0.00050 U	0.00046 U	0.00044 U	0.00046 U
C14-BZ#43/#49	MG/KG	0.00086 J	0.00080 J	0.0026	0.0034	0.0018
C14-BZ#44	MG/KG	0.00048 U	0.00050 U	0.00065	0.00063	0.00053
C14-BZ#45	MG/KG	0.00048 U	0.00050 U	0.00046 U	0.00044 U	0.00046 U
C14-BZ#46	MG/KG	0.00048 U	0.00050 U	0.00046 U	0.00044 U	0.00046 U
C14-BZ#47/#48	MG/KG	0.00095 U	0.00099 U	0.00092 U	0.0012	0.00091 U
C14-BZ#50	MG/KG	0.00048 U	0.00050 U	0.00046 U	0.00044 U	0.00046 U
C14-BZ#51	MG/KG	0.00048 U	0.00050 U	0.00046 U	0.00044 U	0.00046 U
C14-BZ#52	MG/KG	0.00097	0.00095	0.0027	0.0032	0.0024
C14-BZ#53	MG/KG	0.00048 U	0.00050 U	0.00046 U	0.00044 U	0.00046 U
C14-BZ#54	MG/KG	0.00048 U	0.00050 U	0.00046 U	0.00044 U	0.00046 U
C14-BZ#56/#60	MG/KG	0.00095 U	0.00099 U	0.00092 U	0.00054 J	0.00091 U
C14-BZ#63	MG/KG	0.00048 U	0.00050 U	0.00046 U	0.00044 U	0.00046 U
C14-BZ#64	MG/KG	0.00048 U	0.00050 U	0.00046 U	0.00044 U	0.00046 U
C14-BZ#66	MG/KG	0.00084	0.00050 U	0.0015	0.0042	0.00091
C14-BZ#70	MG/KG	0.00056	0.00050 U	0.0011	0.0013	0.0010

TABLE 4b - SUMMARY OF SAMPLE DATA FOR CONCH (MG/KG WET WEIGHT) AREA 3 2013

Parameter	Sample#	NBH13-SF-A-3	NBH13-SF-B-3	NBH13-SF-C-3	NBH13-SF-D-3	NBH13-SF-E-3
	Species Species Type Area Station Sample Date	Conch Meat 3 Station A 10/25/2013	Conch Meat 3 Station A 10/25/2013	Conch Meat 3 Station C 10/18/2013	Conch Meat 3 Station D 10/23/2013	Conch Meat 3 Station E 10/21/2013
	Units					
C14-BZ#74	MG/KG	0.00048 U	0.00050 U	0.00051	0.0017	0.00047
C14-BZ#76	MG/KG	0.00048 U	0.00050 U	0.00046 U	0.00044 U	0.00046 U
C14-BZ#77	MG/KG	0.00048 U	0.00050 U	0.00046 U	0.00044 U	0.00046 U
C14-BZ#81	MG/KG	0.00048 U	0.00050 U	0.00046 U	0.00044 U	0.00046 U
C15-BZ#82	MG/KG	0.00048 U	0.00050 U	0.00046 U	0.00044 U	0.00046 U
C15-BZ#83	MG/KG	0.00048 U	0.00050 U	0.00046 U	0.00044 U	0.00046 U
C15-BZ#85	MG/KG	0.00069	0.00050 U	0.00064	0.0021	0.00046
C15-BZ#87	MG/KG	0.00063	0.00050 U	0.00072	0.0017	0.00075
C15-BZ#89	MG/KG	0.00048 U	0.00050 U	0.00046 U	0.00044 U	0.00046 U
C15-BZ#91	MG/KG	0.00048 U	0.00050 U	0.00058	0.00077	0.00052
C15-BZ#92	MG/KG	0.0013	0.00059	0.0015	0.0027	0.0011
C15-BZ#95	MG/KG	0.00048 U	0.00050 U	0.00097	0.0014	0.00070
C15-BZ#97	MG/KG	0.00072	0.00050 U	0.00088	0.0011	0.00063
C15-BZ#99	MG/KG	0.0036	0.0013	0.0048	0.017	0.0024
C15-BZ#100	MG/KG	0.00048 U	0.00050 U	0.00046 U	0.00044 U	0.00046 U
C15-BZ#101/#84	MG/KG	0.0039	0.0023	0.0053	0.0084	0.0047
C15-BZ#104	MG/KG	0.00048 U	0.00050 U	0.00046 U	0.00044 U	0.00046 U
C15-BZ#105	MG/KG	0.0011	0.00050 U	0.0011	0.0034	0.00094
C15-BZ#107	MG/KG	0.0010	0.00054	0.0011	0.0019	0.00090
C15-BZ#110	MG/KG	0.00094	0.00080	0.0022	0.0028	0.0018
C15-BZ#114	MG/KG	0.00048 U	0.00050 U	0.00046 U	0.00044 U	0.00046 U
C15-BZ#118	MG/KG	0.0041	0.0018	0.0053	0.017	0.0039
C15-BZ#119	MG/KG	0.00048 U	0.00050 U	0.00046 U	0.0010	0.00046 U
C15-BZ#123	MG/KG	0.00048 U	0.00050 U	0.00046 U	0.0011	0.00046 U
C15-BZ#124	MG/KG	0.00048 U	0.00050 U	0.00046 U	0.00044 U	0.00046 U
C15-BZ#126	MG/KG	0.00048 U	0.00050 U	0.00046 U	0.00044 U	0.00046 U
C16-BZ#129	MG/KG	0.00048 U	0.00050 U	0.00046 U	0.00044 U	0.00046 U
C16-BZ#130	MG/KG	0.00049	0.00050 U	0.00055	0.00087	0.00052
C16-BZ#131	MG/KG	0.00048 U	0.00050 U	0.00046 U	0.00044 U	0.00046 U
C16-BZ#132/#168	MG/KG	0.00095 U	0.00099 U	0.00092 U	0.00057 J	0.00091 U
C16-BZ#134	MG/KG	0.00070	0.00050 U	0.00066	0.0013	0.00061
C16-BZ#135/#144	MG/KG	0.00095 U	0.00099 U	0.00049 J	0.00069 J	0.00091 U
C16-BZ#136	MG/KG	0.00048 U	0.00050 U	0.00046 U	0.00044 U	0.00046 U
C16-BZ#137	MG/KG	0.00048 U	0.00050 U	0.00046 U	0.00088	0.00046 U
C16-BZ#138/#163	MG/KG	0.011	0.0038	0.010	0.029	0.0074
C16-BZ#141	MG/KG	0.00048 U	0.00050 U	0.00046 U	0.00044 U	0.00046 U
C16-BZ#146	MG/KG	0.0032	0.0013	0.0027	0.0066	0.0022
C16-BZ#147	MG/KG	0.00048 U	0.00050 U	0.00046 U	0.00075	0.00046 U
C16-BZ#149	MG/KG	0.0024	0.0012	0.0024	0.0044	0.0025
C16-BZ#151	MG/KG	0.00061	0.00050 U	0.00074	0.0016	0.00050
C16-BZ#153	MG/KG	0.018	0.0053	0.015	0.053	0.011
C16-BZ#154	MG/KG	0.00048 U	0.00050 U	0.00046 U	0.00055	0.00046 U
C16-BZ#155	MG/KG	0.00048 U	0.00050 U	0.00046 U	0.00044 U	0.00046 U
C16-BZ#156	MG/KG	0.00065	0.00050 U	0.00078	0.0020	0.00049
C16-BZ#157	MG/KG	0.00048 U	0.00050 U	0.00046 U	0.00057	0.00046 U
C16-BZ#158	MG/KG	0.00054	0.00050 U	0.00063	0.0017	0.00046 U
C16-BZ#167/#128	MG/KG	0.0024	0.00087 J	0.0022	0.0065	0.0015
C16-BZ#169	MG/KG	0.00048 U	0.00050 U	0.00046 U	0.00044 U	0.00046 U

TABLE 4b - SUMMARY OF SAMPLE DATA FOR CONCH (MG/KG WET WEIGHT) AREA 3 2013

Sample#	Species	NBH13-SF-A-3	NBH13-SF-B-3	NBH13-SF-C-3	NBH13-SF-D-3	NBH13-SF-E-3
		Conch Meat 3 Station A 10/25/2013	Conch Meat 3 Station A 10/25/2013	Conch Meat 3 Station C 10/18/2013	Conch Meat 3 Station D 10/23/2013	Conch Meat 3 Station E 10/21/2013
Species Type	Area					
Station	Sample Date					
Parameter	Units					
CI7-BZ#170/#190	MG/KG	0.00064 J	0.00099 U	0.00073 J	0.0018	0.00091 U
CI7-BZ#171	MG/KG	0.00048 U	0.00050 U	0.00046 U	0.00049	0.00046 U
CI7-BZ#172	MG/KG	0.00048 U	0.00050 U	0.00046 U	0.00044 U	0.00046 U
CI7-BZ#173	MG/KG	0.00048 U	0.00050 U	0.00046 U	0.00044 U	0.00046 U
CI7-BZ#174	MG/KG	0.00048 U	0.00050 U	0.00046 U	0.00044 U	0.00046 U
CI7-BZ#175	MG/KG	0.00048 U	0.00050 U	0.00046 U	0.00044 U	0.0015
CI7-BZ#176	MG/KG	0.00048 U	0.00050 U	0.00046 U	0.00044 U	0.00046 U
CI7-BZ#177	MG/KG	0.00048 U	0.00050 U	0.00049	0.00099	0.00046 U
CI7-BZ#178	MG/KG	0.00048 U	0.00050 U	0.00046 U	0.00089	0.00046 U
CI7-BZ#180	MG/KG	0.0019	0.00070	0.0019	0.0051	0.0012
CI7-BZ#182/#187	MG/KG	0.0020	0.00076 J	0.0018	0.0045	0.0013
CI7-BZ#183	MG/KG	0.00051	0.00050 U	0.00060	0.0014	0.00046 U
CI7-BZ#184	MG/KG	0.00048 U	0.00050 U	0.00046 U	0.00044 U	0.00046 U
CI7-BZ#185	MG/KG	0.00048 U	0.00050 U	0.00046 U	0.00044 U	0.00046 U
CI7-BZ#188	MG/KG	0.00048 U	0.00050 U	0.00046 U	0.00044 U	0.00046 U
CI7-BZ#189	MG/KG	0.00048 U	0.00050 U	0.00046 U	0.00044 U	0.00046 U
CI7-BZ#191	MG/KG	0.00048 U	0.00050 U	0.00046 U	0.00044 U	0.00046 U
CI7-BZ#193	MG/KG	0.00048 U	0.00050 U	0.00046 U	0.00044 U	0.00046 U
CI8-BZ#194	MG/KG	0.00048 U	0.00050 U	0.00046 U	0.00051	0.00046 U
CI8-BZ#195	MG/KG	0.00048 U	0.00050 U	0.00046 U	0.00044 U	0.00046 U
CI8-BZ#196/203	MG/KG	0.00095 U	0.00099 U	0.00092 U	0.00050 J	0.00091 U
CI8-BZ#197	MG/KG	0.00048 U	0.00050 U	0.00046 U	0.00044 U	0.00046 U
CI8-BZ#199	MG/KG	0.00048 U	0.00050 U	0.00046 U	0.00044 U	0.00046 U
CI8-BZ#200	MG/KG	0.00048 U	0.00050 U	0.00046 U	0.00044 U	0.00046 U
CI8-BZ#201	MG/KG	0.00048 U	0.00050 U	0.00046 U	0.00062	0.00046 U
CI8-BZ#202	MG/KG	0.00048 U	0.00050 U	0.00046 U	0.00044 U	0.00046 U
CI8-BZ#205	MG/KG	0.00048 U	0.00050 U	0.00046 U	0.00044 U	0.00046 U
CI9-BZ#206	MG/KG	0.00048 U	0.00050 U	0.00046 U	0.00044 U	0.00046 U
CI9-BZ#207	MG/KG	0.00048 U	0.00050 U	0.00046 U	0.00044 U	0.00046 U
CI9-BZ#208	MG/KG	0.00048 U	0.00050 U	0.00046 U	0.00044 U	0.00046 U
CI10-BZ#209	MG/KG	0.00048 U	0.00050 U	0.00046 U	0.00044 U	0.00046 U
Aroclor-1242	MG/KG	0.019 U	0.020 U	0.019 U	0.017 U	0.018 U
Aroclor-1248	MG/KG	0.019 U	0.020 U	0.019 U	0.045	0.018 U
Aroclor-1254	MG/KG	0.20	0.082	0.18	0.47	0.13
Aroclor-1260	MG/KG	0.019 U	0.020 U	0.019 U	0.040	0.018 U

TABLE 5a - SUMMARY OF SAMPLE DATA FOR PRE-SPAWN QUAHOG (MG/KG WET WEIGHT) AREA 1 2013

Sample#	Species	NBH13-SF-A-1	NBH13-SF-B-1	NBH13-SF-C-1	NBH13-SF-D-1	NBH13-SF-E-1
		Quahogs Meat	Quahogs Meat	Quahogs Meat	Quahogs Meat	Quahogs Meat
Species Type	Area	1	1	1	1	1
Station	Station	Station A	Station B	Station C	Station D	Station E
Sample Date	Sample Date	5/14/2013	5/14/2013	5/14/2013	5/14/2013	5/14/2013
Parameter	Units					
Lipids	PERCENT	0.35	0.30	0.48	0.20	0.16
Total PCB Congeners ¹	MG/KG	0.54 J3	0.24 J3	0.35 J3	0.91 J4	0.91 J4
Total PCB Congeners Hits ²	MG/KG	0.53	0.23	0.34	0.90	0.90
Total NOAA Congeners ³	MG/KG	0.23 J4	0.099 J3	0.14 J4	0.37 J4	0.37 J4
Total WHO Congeners ⁴	MG/KG	0.026 J3	0.013 J2	0.019 J3	0.047 J3	0.04 J3
Total NOAA / WHO Combined ⁵	MG/KG	0.23 J4	0.10 J3	0.15 J3	0.38 J4	0.38 J4
Total Aroclors ⁶	MG/KG	0.68 J3	0.31 J3	0.43 J3	1.2 J4	1.2 J4
C11-BZ#1	MG/KG	0.00049 UJ	0.00047 UJ	0.00050 UJ	0.00049 UJ	0.00049 UJ
C11-BZ#3	MG/KG	0.00049 UJ	0.00047 UJ	0.00050 UJ	0.00049 UJ	0.00049 UJ
C12-BZ#4/#10	MG/KG	0.0010 J	0.00094 UJ	0.00065 J	0.0018 J	0.0019 J
C12-BZ#5/#8	MG/KG	0.0017 J	0.00073 J	0.0010 J	0.0030 J	0.0038 J
C12-BZ#6	MG/KG	0.0016 J	0.00062 J	0.00082 J	0.0030 J	0.0038 J
C12-BZ#7	MG/KG	0.00049 UJ	0.00047 UJ	0.00050 UJ	0.00039 J	0.00044 J
C12-BZ#12/#13	MG/KG	0.0015 J	0.00065 J	0.00091 J	0.0025 J	0.0029 J
C12-BZ#15	MG/KG	0.0018 J	0.00089 J	0.0012 J	0.0026 J	0.0032 J
C13-BZ#16/#32	MG/KG	0.0065 J	0.0027 J	0.0038 J	0.010 J	0.012 J
C13-BZ#17	MG/KG	0.0056 J	0.0024 J	0.0033 J	0.0092 J	0.010 J
C13-BZ#18	MG/KG	0.013 J	0.0054 J	0.0075 J	0.021 J	0.024 J
C13-BZ#19	MG/KG	0.00096 J	0.00048 J	0.00062 J	0.0015 J	0.0017 J
C13-BZ#21/#33	MG/KG	0.0026 J	0.0011 J	0.0016 J	0.0044 J	0.0040 J
C13-BZ#22	MG/KG	0.0036 J	0.0014 J	0.0020 J	0.0057 J	0.0054 J
C13-BZ#24/#27	MG/KG	0.0025 J	0.0011 J	0.0015 J	0.0038 J	0.0046 J
C13-BZ#25	MG/KG	0.013 J	0.0055 J	0.0078 J	0.022 J	0.025 J
C13-BZ#26	MG/KG	0.025 J	0.010 J	0.014 J	0.041 J	0.045 J
C13-BZ#28/#31	MG/KG	0.054 J	0.022 J	0.033 J	0.084 J	0.092 J
C13-BZ#29	MG/KG	0.00049 UJ	0.00047 UJ	0.00050 UJ	0.00049 UJ	0.00049 UJ
C13-BZ#37	MG/KG	0.0015 J	0.00064 J	0.00098 J	0.0022 J	0.0021 J
C14-BZ#40	MG/KG	0.0022 J	0.00096 J	0.0013 J	0.0038 J	0.0035 J
C14-BZ#41/#71	MG/KG	0.011 J	0.0047 J	0.0070 J	0.019 J	0.019 J
C14-BZ#42	MG/KG	0.0044 J	0.0020 J	0.0028 J	0.0074 J	0.0074 J
C14-BZ#43/#49	MG/KG	0.043 J	0.019 J	0.026 J	0.072 J	0.076 J
C14-BZ#44	MG/KG	0.012 J	0.0050 J	0.0068 J	0.020 J	0.019 J
C14-BZ#45	MG/KG	0.0011 J	0.00051 J	0.00059 J	0.0018 J	0.0018 J
C14-BZ#46	MG/KG	0.00049 UJ	0.00049 J	0.00050 UJ	0.0018 J	0.0019 J
C14-BZ#47/#48	MG/KG	0.018 J	0.0075 J	0.011 J	0.029 J	0.030 J
C14-BZ#50	MG/KG	0.00049 UJ	0.00047 UJ	0.00050 UJ	0.00049 UJ	0.00049 UJ
C14-BZ#51	MG/KG	0.0014 J	0.00063 J	0.00077 J	0.0025 J	0.0029 J
C14-BZ#52	MG/KG	0.050 J	0.020 J	0.029 J	0.078 J	0.084 J
C14-BZ#53	MG/KG	0.0043 J	0.0018 J	0.0023 J	0.0066 J	0.0077 J
C14-BZ#54	MG/KG	0.00049 UJ	0.00047 UJ	0.00050 UJ	0.00049 UJ	0.00049 UJ
C14-BZ#56/#60	MG/KG	0.0051 J	0.0022 J	0.0033 J	0.0081 J	0.0073 J
C14-BZ#63	MG/KG	0.0012 J	0.00051 J	0.00077 J	0.0019 J	0.0017 J
C14-BZ#64	MG/KG	0.0068 J	0.0028 J	0.0036 J	0.010 J	0.011 J
C14-BZ#66	MG/KG	0.012 J	0.0052 J	0.0080 J	0.019 J	0.017 J
C14-BZ#70	MG/KG	0.0098 J	0.0042 J	0.0063 J	0.015 J	0.013 J

TABLE 5a - SUMMARY OF SAMPLE DATA FOR PRE-SPAWN QUAHOG (MG/KG WET WEIGHT) AREA 1 2013

Sample#	Species	NBH13-SF-A-1	NBH13-SF-B-1	NBH13-SF-C-1	NBH13-SF-D-1	NBH13-SF-E-1
		Quahogs Meat 1 Station A 5/14/2013	Quahogs Meat 1 Station B 5/14/2013	Quahogs Meat 1 Station C 5/14/2013	Quahogs Meat 1 Station D 5/14/2013	Quahogs Meat 1 Station E 5/14/2013
Species Type	Area					
Station	Sample Date					
Parameter	Units					
C14-BZ#74	MG/KG	0.0086 J	0.0037 J	0.0060 J	0.014 J	0.013 J
C14-BZ#76	MG/KG	0.00049 UJ	0.00047 UJ	0.00050 UJ	0.00049 UJ	0.00049 UJ
C14-BZ#77	MG/KG	0.0013 J	0.00065 J	0.00093 J	0.0023 J	0.0022 J
C14-BZ#81	MG/KG	0.00049 UJ	0.00047 UJ	0.00050 UJ	0.00042 J	0.00039 J
C15-BZ#82	MG/KG	0.0010 J	0.00040 J	0.00063 J	0.0015 J	0.0013 J
C15-BZ#83	MG/KG	0.0012 J	0.00060 J	0.00082 J	0.0022 J	0.0021 J
C15-BZ#85	MG/KG	0.0019 J	0.00092 J	0.0013 J	0.0026 J	0.0023 J
C15-BZ#87	MG/KG	0.0055 J	0.0025 J	0.0037 J	0.0093 J	0.0077 J
C15-BZ#89	MG/KG	0.00049 UJ	0.00047 UJ	0.00050 UJ	0.00049 UJ	0.00049 UJ
C15-BZ#91	MG/KG	0.0060 J	0.0028 J	0.0039 J	0.012 J	0.012 J
C15-BZ#92	MG/KG	0.0063 J	0.0029 J	0.0042 J	0.011 J	0.010 J
C15-BZ#95	MG/KG	0.014 J	0.0060 J	0.0084 J	0.024 J	0.023 J
C15-BZ#97	MG/KG	0.0051 J	0.0024 J	0.0034 J	0.0095 J	0.0079 J
C15-BZ#99	MG/KG	0.021 J	0.0094 J	0.014 J	0.036 J	0.034 J
C15-BZ#100	MG/KG	0.00081 J	0.00040 J	0.00053 J	0.0014 J	0.0015 J
C15-BZ#101/#84	MG/KG	0.028 J	0.013 J	0.019 J	0.049 J	0.044 J
C15-BZ#104	MG/KG	0.00049 UJ	0.00047 UJ	0.00050 UJ	0.00049 UJ	0.00049 UJ
C15-BZ#105	MG/KG	0.0034 J	0.0016 J	0.0024 J	0.0050 J	0.0041 J
C15-BZ#107	MG/KG	0.0020 J	0.00094 J	0.0013 J	0.0030 J	0.0028 J
C15-BZ#110	MG/KG	0.020 J	0.0093 J	0.014 J	0.038 J	0.035 J
C15-BZ#114	MG/KG	0.00031 J	0.00047 UJ	0.00050 UJ	0.00048 J	0.00046 J
C15-BZ#118	MG/KG	0.016 J	0.0075 J	0.012 J	0.030 J	0.026 J
C15-BZ#119	MG/KG	0.0023 J	0.0011 J	0.0015 J	0.0041 J	0.0044 J
C15-BZ#123	MG/KG	0.00049 UJ	0.00047 UJ	0.00050 UJ	0.0018 J	0.00049 UJ
C15-BZ#124	MG/KG	0.00065 J	0.00031 J	0.00042 J	0.0012 J	0.0011 J
C15-BZ#126	MG/KG	0.00049 UJ	0.00047 UJ	0.00050 UJ	0.00049 UJ	0.00049 UJ
C16-BZ#129	MG/KG	0.00035 J	0.00047 UJ	0.00050 UJ	0.00064 J	0.00056 J
C16-BZ#130	MG/KG	0.00093 J	0.00045 J	0.00064 J	0.0013 J	0.0013 J
C16-BZ#131	MG/KG	0.00049 UJ	0.00047 UJ	0.00050 UJ	0.00029 J	0.00049 UJ
C16-BZ#132/#168	MG/KG	0.0025 J	0.0011 J	0.0017 J	0.0036 J	0.0031 J
C16-BZ#134	MG/KG	0.0011 J	0.00065 J	0.00081 J	0.0022 J	0.0021 J
C16-BZ#135/#144	MG/KG	0.0023 J	0.0011 J	0.0016 J	0.0041 J	0.0040 J
C16-BZ#136	MG/KG	0.0015 J	0.00069 J	0.00099 J	0.0027 J	0.0028 J
C16-BZ#137	MG/KG	0.00088 J	0.00042 J	0.00062 J	0.0014 J	0.0014 J
C16-BZ#138/#163	MG/KG	0.012 J	0.0057 J	0.0082 J	0.020 J	0.019 J
C16-BZ#141	MG/KG	0.00093 J	0.00042 J	0.00066 J	0.0017 J	0.0014 J
C16-BZ#146	MG/KG	0.0034 J	0.0017 J	0.0024 J	0.0056 J	0.0055 J
C16-BZ#147	MG/KG	0.0012 J	0.00064 J	0.00087 J	0.0023 J	0.0024 J
C16-BZ#149	MG/KG	0.012 J	0.0057 J	0.0083 J	0.023 J	0.022 J
C16-BZ#151	MG/KG	0.0013 J	0.00062 J	0.00084 J	0.0027 J	0.0025 J
C16-BZ#153	MG/KG	0.017 J	0.0076 J	0.011 J	0.029 J	0.026 J
C16-BZ#154	MG/KG	0.00074 J	0.00039 J	0.00055 J	0.0016 J	0.0016 J
C16-BZ#155	MG/KG	0.00049 UJ	0.00047 UJ	0.00050 UJ	0.00049 UJ	0.00049 UJ
C16-BZ#156	MG/KG	0.0010 J	0.00047 J	0.00086 J	0.0019 J	0.0019 J
C16-BZ#157	MG/KG	0.00049 UJ	0.00047 UJ	0.00050 UJ	0.00035 J	0.00033 J
C16-BZ#158	MG/KG	0.00074 J	0.00037 J	0.00047 J	0.0012 J	0.0011 J
C16-BZ#167/#128	MG/KG	0.0022 J	0.0010 J	0.0015 J	0.0035 J	0.0033 J
C16-BZ#169	MG/KG	0.00049 UJ	0.00047 UJ	0.00050 UJ	0.00049 UJ	0.00049 UJ

TABLE 5a - SUMMARY OF SAMPLE DATA FOR PRE-SPAWN QUAHOG (MG/KG WET WEIGHT) AREA 1 2013

Parameter	Sample#	NBH13-SF-A-1	NBH13-SF-B-1	NBH13-SF-C-1	NBH13-SF-D-1	NBH13-SF-E-1
	Species Species Type Area Station Sample Date	Quahogs Meat 1 Station A 5/14/2013	Quahogs Meat 1 Station B 5/14/2013	Quahogs Meat 1 Station C 5/14/2013	Quahogs Meat 1 Station D 5/14/2013	Quahogs Meat 1 Station E 5/14/2013
	Units					
CI7-BZ#170/#190	MG/KG	0.00074 J	0.00094 UJ	0.00053 J	0.0011 J	0.0013 J
CI7-BZ#171	MG/KG	0.00049 UJ	0.00047 UJ	0.00050 UJ	0.00025 J	0.00025 J
CI7-BZ#172	MG/KG	0.00028 J	0.00047 UJ	0.00050 UJ	0.00041 J	0.00040 J
CI7-BZ#173	MG/KG	0.00049 UJ	0.00047 UJ	0.00050 UJ	0.00049 UJ	0.00049 UJ
CI7-BZ#174	MG/KG	0.00078 J	0.00034 J	0.00055 J	0.0013 J	0.0012 J
CI7-BZ#175	MG/KG	0.00049 UJ	0.00047 UJ	0.00050 UJ	0.00049 UJ	0.00049 UJ
CI7-BZ#176	MG/KG	0.00049 UJ	0.00047 UJ	0.00050 UJ	0.00049 UJ	0.00049 UJ
CI7-BZ#177	MG/KG	0.00075 J	0.00038 J	0.00063 J	0.0012 J	0.0013 J
CI7-BZ#178	MG/KG	0.00034 J	0.00047 UJ	0.00027 J	0.00065 J	0.00068 J
CI7-BZ#180	MG/KG	0.0023 J	0.0012 J	0.0017 J	0.0040 J	0.0040 J
CI7-BZ#182/#187	MG/KG	0.0022 J	0.0011 J	0.0016 J	0.0041 J	0.0041 J
CI7-BZ#183	MG/KG	0.00048 J	0.00024 J	0.00029 J	0.00080 J	0.00077 J
CI7-BZ#184	MG/KG	0.00049 UJ	0.00047 UJ	0.00050 UJ	0.00049 UJ	0.00049 UJ
CI7-BZ#185	MG/KG	0.00049 UJ	0.00047 UJ	0.00050 UJ	0.00049 UJ	0.00049 UJ
CI7-BZ#188	MG/KG	0.00049 UJ	0.00047 UJ	0.00050 UJ	0.00049 UJ	0.00049 UJ
CI7-BZ#189	MG/KG	0.00049 UJ	0.00047 UJ	0.00050 UJ	0.00049 UJ	0.00049 UJ
CI7-BZ#191	MG/KG	0.00049 UJ	0.00047 UJ	0.00050 UJ	0.00049 UJ	0.00049 UJ
CI7-BZ#193	MG/KG	0.00049 UJ	0.00047 UJ	0.00050 UJ	0.00036 J	0.00036 J
CI8-BZ#194	MG/KG	0.00034 J	0.00047 UJ	0.00030 J	0.00042 J	0.00059 J
CI8-BZ#195	MG/KG	0.00049 UJ	0.00047 UJ	0.00050 UJ	0.00049 UJ	0.00049 UJ
CI8-BZ#196/203	MG/KG	0.00097 UJ	0.00094 UJ	0.00099 UJ	0.00098 UJ	0.00099 UJ
CI8-BZ#197	MG/KG	0.00049 UJ	0.00047 UJ	0.00050 UJ	0.00049 UJ	0.00049 UJ
CI8-BZ#199	MG/KG	0.00049 UJ	0.00047 UJ	0.00050 UJ	0.00049 UJ	0.00049 UJ
CI8-BZ#200	MG/KG	0.00049 UJ	0.00047 UJ	0.00050 UJ	0.00049 UJ	0.00049 UJ
CI8-BZ#201	MG/KG	0.00036 J	0.00047 UJ	0.00025 J	0.00057 J	0.00063 J
CI8-BZ#202	MG/KG	0.00049 UJ	0.00047 UJ	0.00050 UJ	0.00026 J	0.00030 J
CI8-BZ#205	MG/KG	0.00049 UJ	0.00047 UJ	0.00050 UJ	0.00049 UJ	0.00049 UJ
CI9-BZ#206	MG/KG	0.00049 UJ	0.00047 UJ	0.00050 UJ	0.00032 J	0.00038 J
CI9-BZ#207	MG/KG	0.00049 UJ	0.00047 UJ	0.00050 UJ	0.00049 UJ	0.00049 UJ
CI9-BZ#208	MG/KG	0.00049 UJ	0.00047 UJ	0.00050 UJ	0.00025 J	0.00049 UJ
CI10-BZ#209	MG/KG	0.00049 UJ	0.00047 UJ	0.00050 UJ	0.00049 UJ	0.00049 UJ
Aroclor-1242	MG/KG	0.019 U	0.019 U	0.020 U	0.020 U	0.020 U
Aroclor-1248	MG/KG	0.45	0.19	0.27	0.75	0.77
Aroclor-1254	MG/KG	0.21	0.096	0.14	0.37	0.34
Aroclor-1260	MG/KG	0.019 U	0.019 U	0.020 U	0.033	0.035

TABLE 5b - SUMMARY OF SAMPLE DATA FOR PRE-SPAWN QUAHOG (MG/KG WET WEIGHT) AREA 2 2013

Sample#	Species	NBH13-SF-B-2	NBH13-SF-C-2	NBH13-SF-D-2	NBH13-SF-F-2	NBH13-SF-G-2	NBH13-SF-H-2
		Quahogs Meat 2 Station B 5/6/2013	Quahogs Meat 2 Station C 5/6/2013	Quahogs Meat 2 Station D 5/6/2013	Quahogs Meat 2 Station F 5/6/2013	Quahogs Meat 2 Station G 5/6/2013	Quahogs Meat 2 Station H 5/6/2013
Species Type	Area						
Station	Sample Date						
Parameter	Units						
Lipids	PERCENT	0.26	0.32	0.27	0.27	0.20	0.23
Total PCB Congeners ¹	MG/KG	0.053 J2	0.25 J3	0.077 J2	0.071 J2	0.048 J1	0.14 J2
Total PCB Congeners Hits ²	MG/KG	0.029	0.24	0.056	0.049	0.021	0.12
Total NOAA Congeners ³	MG/KG	0.018 J2	0.10 J3	0.028 J3	0.025 J2	0.014 J2	0.054 J3
Total WHO Congeners ⁴	MG/KG	0.0046 J1	0.013 J2	0.0050 J1	0.0050 J1	0.0042 J1	0.0080 J2
Total NOAA / WHO Combined ⁵	MG/KG	0.020 J2	0.10 J3	0.030 J2	0.027 J2	0.016 J2	0.056 J3
Total Aroclors ⁶	MG/KG	0.061 J2	0.31 J3	0.10 J2	0.11 J2	0.010 U	0.18 J2
C11-BZ#1	MG/KG	0.00047 UJ	0.00050 UJ	0.00048 UJ	0.00048 UJ	0.00050 UJ	0.00049 UJ
C11-BZ#3	MG/KG	0.00047 UJ	0.00050 UJ	0.00048 UJ	0.00048 UJ	0.00050 UJ	0.00049 UJ
C12-BZ#4/#10	MG/KG	0.00093 UJ	0.00055 J	0.00097 UJ	0.00096 UJ	0.00099 UJ	0.00098 UJ
C12-BZ#5/#8	MG/KG	0.00093 UJ	0.0012 J	0.00097 UJ	0.00096 UJ	0.00099 UJ	0.00098 UJ
C12-BZ#6	MG/KG	0.00047 UJ	0.0013 J	0.00028 J	0.00048 UJ	0.00050 UJ	0.00044 J
C12-BZ#7	MG/KG	0.00047 UJ	0.00050 UJ	0.00048 UJ	0.00048 UJ	0.00050 UJ	0.00049 UJ
C12-BZ#12/#13	MG/KG	0.00093 UJ	0.00066 J	0.00097 UJ	0.00096 UJ	0.00099 UJ	0.00098 UJ
C12-BZ#15	MG/KG	0.00047 UJ	0.0010 J	0.00048 UJ	0.00048 UJ	0.00050 UJ	0.00047 J
C13-BZ#16/#32	MG/KG	0.00093 UJ	0.0030 J	0.00055 J	0.00096 UJ	0.00099 UJ	0.0012 J
C13-BZ#17	MG/KG	0.00047 UJ	0.0025 J	0.00047 J	0.00032 J	0.00050 UJ	0.0010 J
C13-BZ#18	MG/KG	0.00036 J	0.0060 J	0.0013 J	0.00080 J	0.00028 J	0.0024 J
C13-BZ#19	MG/KG	0.00047 UJ	0.00048 J	0.00048 UJ	0.00048 UJ	0.00050 UJ	0.00026 J
C13-BZ#21/#33	MG/KG	0.00093 UJ	0.0012 J	0.00097 UJ	0.00096 UJ	0.00099 UJ	0.00073 J
C13-BZ#22	MG/KG	0.00047 UJ	0.0014 J	0.00034 J	0.00028 J	0.00050 UJ	0.00070 J
C13-BZ#24/#27	MG/KG	0.00093 UJ	0.0011 J	0.00097 UJ	0.00096 UJ	0.00099 UJ	0.00098 UJ
C13-BZ#25	MG/KG	0.00032 J	0.0052 J	0.0012 J	0.00090 J	0.00028 J	0.0024 J
C13-BZ#26	MG/KG	0.00072 J	0.010 J	0.0024 J	0.0018 J	0.00060 J	0.0047 J
C13-BZ#28/#31	MG/KG	0.0015 J	0.022 J	0.0049 J	0.0040 J	0.0013 J	0.011 J
C13-BZ#29	MG/KG	0.00047 UJ	0.00050 UJ	0.00048 UJ	0.00048 UJ	0.00050 UJ	0.00049 UJ
C13-BZ#37	MG/KG	0.00047 UJ	0.00065 J	0.00048 UJ	0.00048 UJ	0.00050 UJ	0.00038 J
C14-BZ#40	MG/KG	0.00047 UJ	0.00095 J	0.00031 J	0.00025 J	0.00050 UJ	0.00057 J
C14-BZ#41/#71	MG/KG	0.00093 UJ	0.0048 J	0.0010 J	0.00088 J	0.00099 UJ	0.0028 J
C14-BZ#42	MG/KG	0.00047 UJ	0.0019 J	0.00050 J	0.00042 J	0.00050 UJ	0.00097 J
C14-BZ#43/#49	MG/KG	0.0016 J	0.018 J	0.0044 J	0.0036 J	0.0013 J	0.0087 J
C14-BZ#44	MG/KG	0.00054 J	0.0050 J	0.0013 J	0.0011 J	0.00045 J	0.0027 J
C14-BZ#45	MG/KG	0.00047 UJ	0.00045 J	0.00048 UJ	0.00048 UJ	0.00050 UJ	0.00026 J
C14-BZ#46	MG/KG	0.00047 UJ	0.00050 UJ	0.00048 UJ	0.00048 UJ	0.00050 UJ	0.00027 J
C14-BZ#47/#48	MG/KG	0.00082 J	0.0076 J	0.0019 J	0.0017 J	0.00078 J	0.0040 J
C14-BZ#50	MG/KG	0.00047 UJ	0.00050 UJ	0.00048 UJ	0.00048 UJ	0.00050 UJ	0.00049 UJ
C14-BZ#51	MG/KG	0.00047 UJ	0.00073 J	0.00048 UJ	0.00048 UJ	0.00050 UJ	0.00031 J
C14-BZ#52	MG/KG	0.0020 J	0.021 J	0.0052 J	0.0046 J	0.0016 J	0.011 J
C14-BZ#53	MG/KG	0.00047 UJ	0.0020 J	0.00044 J	0.00034 J	0.00050 UJ	0.00087 J
C14-BZ#54	MG/KG	0.00047 UJ	0.00050 UJ	0.00048 UJ	0.00048 UJ	0.00050 UJ	0.00049 UJ
C14-BZ#56/#60	MG/KG	0.00093 UJ	0.0022 J	0.00053 J	0.00050 J	0.00099 UJ	0.0012 J
C14-BZ#63	MG/KG	0.00047 UJ	0.00051 J	0.00048 UJ	0.00048 UJ	0.00050 UJ	0.00025 J

TABLE 5b - SUMMARY OF SAMPLE DATA FOR PRE-SPAWN QUAHOG (MG/KG WET WEIGHT) AREA 2 2013

Sample#		NBH13-SF-B-2	NBH13-SF-C-2	NBH13-SF-D-2	NBH13-SF-F-2	NBH13-SF-G-2	NBH13-SF-H-2
Species		Quahogs	Quahogs	Quahogs	Quahogs	Quahogs	Quahogs
Species Type		Meat	Meat	Meat	Meat	Meat	Meat
Area		2	2	2	2	2	2
Station		Station B	Station C	Station D	Station F	Station G	Station H
Sample Date		5/6/2013	5/6/2013	5/6/2013	5/6/2013	5/6/2013	5/6/2013
Parameter	Units						
C14-BZ#64	MG/KG	0.00027 J	0.0029 J	0.00072 J	0.00070 J	0.00050 UJ	0.0014 J
C14-BZ#66	MG/KG	0.00087 J	0.0049 J	0.0013 J	0.0012 J	0.00074 J	0.0030 J
C14-BZ#70	MG/KG	0.00069 J	0.0042 J	0.0011 J	0.0010 J	0.00055 J	0.0023 J
C14-BZ#74	MG/KG	0.00039 J	0.0035 J	0.00080 J	0.00072 J	0.00034 J	0.0019 J
C14-BZ#76	MG/KG	0.00047 UJ	0.00050 UJ	0.00048 UJ	0.00048 UJ	0.00050 UJ	0.00049 UJ
C14-BZ#77	MG/KG	0.00047 UJ	0.00064 J	0.00048 UJ	0.00048 UJ	0.00050 UJ	0.00039 J
C14-BZ#81	MG/KG	0.00047 UJ	0.00050 UJ	0.00048 UJ	0.00048 UJ	0.00050 UJ	0.00049 UJ
C15-BZ#82	MG/KG	0.00047 UJ	0.00047 J	0.00048 UJ	0.00048 UJ	0.00050 UJ	0.00028 J
C15-BZ#83	MG/KG	0.00047 UJ	0.00067 J	0.00029 J	0.00048 UJ	0.00050 UJ	0.00044 J
C15-BZ#85	MG/KG	0.00031 J	0.00088 J	0.00032 J	0.00026 J	0.00050 UJ	0.00056 J
C15-BZ#87	MG/KG	0.00056 J	0.0026 J	0.00075 J	0.00065 J	0.00040 J	0.0016 J
C15-BZ#89	MG/KG	0.00047 UJ	0.00050 UJ	0.00048 UJ	0.00048 UJ	0.00050 UJ	0.00049 UJ
C15-BZ#91	MG/KG	0.00044 J	0.0028 J	0.00072 J	0.00064 J	0.00030 J	0.0014 J
C15-BZ#92	MG/KG	0.00065 J	0.0032 J	0.00098 J	0.00098 J	0.00057 J	0.0019 J
C15-BZ#95	MG/KG	0.0010 J	0.0065 J	0.0018 J	0.0016 J	0.00078 J	0.0036 J
C15-BZ#97	MG/KG	0.00046 J	0.0023 J	0.00067 J	0.00063 J	0.00033 J	0.0013 J
C15-BZ#99	MG/KG	0.0020 J	0.0090 J	0.0027 J	0.0028 J	0.0015 J	0.0052 J
C15-BZ#100	MG/KG	0.00047 UJ	0.00037 J	0.00048 UJ	0.00048 UJ	0.00050 UJ	0.00049 UJ
C15-BZ#101/#84	MG/KG	0.0028 J	0.013 J	0.0038 J	0.0035 J	0.0020 J	0.0073 J
C15-BZ#104	MG/KG	0.00047 UJ	0.00050 UJ	0.00048 UJ	0.00048 UJ	0.00050 UJ	0.00049 UJ
C15-BZ#105	MG/KG	0.00038 J	0.0015 J	0.00042 J	0.00041 J	0.00050 UJ	0.00084 J
C15-BZ#107	MG/KG	0.00035 J	0.00097 J	0.00037 J	0.00039 J	0.00050 UJ	0.00064 J
C15-BZ#110	MG/KG	0.0016 J	0.0093 J	0.0026 J	0.0023 J	0.00130 J	0.0054 J
C15-BZ#114	MG/KG	0.00047 UJ	0.00050 UJ	0.00048 UJ	0.00048 UJ	0.00050 UJ	0.00049 UJ
C15-BZ#118	MG/KG	0.0016 J	0.0072 J	0.0019 J	0.0020 J	0.0012 J	0.0042 J
C15-BZ#119	MG/KG	0.00047 UJ	0.0010 J	0.00033 J	0.00036 J	0.00050 UJ	0.00055 J
C15-BZ#123	MG/KG	0.00047 UJ	0.00050 UJ	0.00048 UJ	0.00048 UJ	0.00050 UJ	0.00049 UJ
C15-BZ#124	MG/KG	0.00047 UJ	0.00028 J	0.00048 UJ	0.00048 UJ	0.00050 UJ	0.00049 UJ
C15-BZ#126	MG/KG	0.00047 UJ	0.00050 UJ	0.00048 UJ	0.00048 UJ	0.00050 UJ	0.00049 UJ
C16-BZ#129	MG/KG	0.00047 UJ	0.00050 UJ	0.00048 UJ	0.00048 UJ	0.00050 UJ	0.00049 UJ
C16-BZ#130	MG/KG	0.00047 UJ	0.00049 J	0.00048 UJ	0.00048 UJ	0.00050 UJ	0.00033 J
C16-BZ#131	MG/KG	0.00047 UJ	0.00050 UJ	0.00048 UJ	0.00048 UJ	0.00050 UJ	0.00049 UJ
C16-BZ#132/#168	MG/KG	0.00093 UJ	0.0014 J	0.00097 UJ	0.00096 UJ	0.00099 UJ	0.00086 J
C16-BZ#134	MG/KG	0.00047 UJ	0.00061 J	0.00048 UJ	0.00048 UJ	0.00050 UJ	0.00040 J
C16-BZ#135/#144	MG/KG	0.00093 UJ	0.0013 J	0.00097 UJ	0.00096 UJ	0.00099 UJ	0.00079 J
C16-BZ#136	MG/KG	0.00047 UJ	0.00079 J	0.00025 J	0.00048 UJ	0.00050 UJ	0.00044 J
C16-BZ#137	MG/KG	0.00047 UJ	0.00046 J	0.00048 UJ	0.00048 UJ	0.00050 UJ	0.00049 UJ
C16-BZ#138/#163	MG/KG	0.0020 J	0.0064 J	0.0021 J	0.0020 J	0.0013 J	0.0036 J
C16-BZ#141	MG/KG	0.00047 UJ	0.00048 J	0.00048 UJ	0.00048 UJ	0.00050 UJ	0.00026 J
C16-BZ#146	MG/KG	0.00063 J	0.0017 J	0.00061 J	0.00068 J	0.00049 J	0.0012 J
C16-BZ#147	MG/KG	0.00047 UJ	0.00059 J	0.00048 UJ	0.00048 UJ	0.00050 UJ	0.00036 J
C16-BZ#149	MG/KG	0.0014 J	0.0060 J	0.0018 J	0.0017 J	0.00097 J	0.0033 J
C16-BZ#151	MG/KG	0.00047 UJ	0.00077 J	0.00048 UJ	0.00048 UJ	0.00050 UJ	0.00040 J
C16-BZ#153	MG/KG	0.0025 J	0.0080 J	0.0025 J	0.0028 J	0.0017 J	0.0046 J
C16-BZ#154	MG/KG	0.00047 UJ	0.00035 J	0.00048 UJ	0.00048 UJ	0.00050 UJ	0.00049 UJ
C16-BZ#155	MG/KG	0.00047 UJ	0.00050 UJ	0.00048 UJ	0.00048 UJ	0.00050 UJ	0.00049 UJ
C16-BZ#156	MG/KG	0.00047 UJ	0.00060 J	0.00048 UJ	0.00048 UJ	0.00050 UJ	0.00032 J
C16-BZ#157	MG/KG	0.00047 UJ	0.00050 UJ	0.00048 UJ	0.00048 UJ	0.00050 UJ	0.00049 UJ

TABLE 5b - SUMMARY OF SAMPLE DATA FOR PRE-SPAWN QUAHOG (MG/KG WET WEIGHT) AREA 2 2013

Sample#		NBH13-SF-B-2	NBH13-SF-C-2	NBH13-SF-D-2	NBH13-SF-F-2	NBH13-SF-G-2	NBH13-SF-H-2
Species		Quahogs	Quahogs	Quahogs	Quahogs	Quahogs	Quahogs
Species Type		Meat	Meat	Meat	Meat	Meat	Meat
Area		2	2	2	2	2	2
Station		Station B	Station C	Station D	Station F	Station G	Station H
Sample Date		5/6/2013	5/6/2013	5/6/2013	5/6/2013	5/6/2013	5/6/2013
Parameter	Units						
Cl6-BZ#158	MG/KG	0.00047 UJ	0.00037 J	0.00048 UJ	0.00048 UJ	0.00050 UJ	0.00049 UJ
Cl6-BZ#167/#128	MG/KG	0.00093 UJ	0.0011 J	0.00097 UJ	0.00096 UJ	0.00099 UJ	0.00057 J
Cl6-BZ#169	MG/KG	0.00047 UJ	0.00050 UJ	0.00048 UJ	0.00048 UJ	0.00050 UJ	0.00049 UJ
Cl7-BZ#170/#190	MG/KG	0.00093 UJ	0.00099 UJ	0.00097 UJ	0.00096 UJ	0.00099 UJ	0.00098 UJ
Cl7-BZ#171	MG/KG	0.00047 UJ	0.00050 UJ	0.00048 UJ	0.00048 UJ	0.00050 UJ	0.00049 UJ
Cl7-BZ#172	MG/KG	0.00047 UJ	0.00050 UJ	0.00048 UJ	0.00048 UJ	0.00050 UJ	0.00049 UJ
Cl7-BZ#173	MG/KG	0.00047 UJ	0.00050 UJ	0.00048 UJ	0.00048 UJ	0.00050 UJ	0.00049 UJ
Cl7-BZ#174	MG/KG	0.00047 UJ	0.00046 J	0.00048 UJ	0.00048 UJ	0.00050 UJ	0.00049 UJ
Cl7-BZ#175	MG/KG	0.00047 UJ	0.00050 UJ	0.00048 UJ	0.00048 UJ	0.00050 UJ	0.00049 UJ
Cl7-BZ#176	MG/KG	0.00047 UJ	0.00050 UJ	0.00048 UJ	0.00048 UJ	0.00050 UJ	0.00049 UJ
Cl7-BZ#177	MG/KG	0.00047 UJ	0.00049 J	0.00048 UJ	0.00048 UJ	0.00050 UJ	0.00033 J
Cl7-BZ#178	MG/KG	0.00047 UJ	0.00050 UJ	0.00048 UJ	0.00048 UJ	0.00050 UJ	0.00049 UJ
Cl7-BZ#180	MG/KG	0.00044 J	0.0014 J	0.00042 J	0.00040 J	0.00032 J	0.00075 J
Cl7-BZ#182/#187	MG/KG	0.00093 UJ	0.0012 J	0.00097 UJ	0.00096 UJ	0.00099 UJ	0.00070 J
Cl7-BZ#183	MG/KG	0.00047 UJ	0.00028 J	0.00048 UJ	0.00048 UJ	0.00050 UJ	0.00049 UJ
Cl7-BZ#184	MG/KG	0.00047 UJ	0.00050 UJ	0.00048 UJ	0.00048 UJ	0.00050 UJ	0.00049 UJ
Cl7-BZ#185	MG/KG	0.00047 UJ	0.00050 UJ	0.00048 UJ	0.00048 UJ	0.00050 UJ	0.00049 UJ
Cl7-BZ#188	MG/KG	0.00047 UJ	0.00050 UJ	0.00048 UJ	0.00048 UJ	0.00050 UJ	0.00049 UJ
Cl7-BZ#189	MG/KG	0.00047 UJ	0.00050 UJ	0.00048 UJ	0.00048 UJ	0.00050 UJ	0.00049 UJ
Cl7-BZ#191	MG/KG	0.00047 UJ	0.00050 UJ	0.00048 UJ	0.00048 UJ	0.00050 UJ	0.00049 UJ
Cl7-BZ#193	MG/KG	0.00047 UJ	0.00050 UJ	0.00048 UJ	0.00048 UJ	0.00050 UJ	0.00049 UJ
Cl8-BZ#194	MG/KG	0.00047 UJ	0.00050 UJ	0.00048 UJ	0.00048 UJ	0.00050 UJ	0.00049 UJ
Cl8-BZ#195	MG/KG	0.00047 UJ	0.00050 UJ	0.00048 UJ	0.00048 UJ	0.00050 UJ	0.00049 UJ
Cl8-BZ#196/203	MG/KG	0.00093 UJ	0.00099 UJ	0.00097 UJ	0.00096 UJ	0.00099 UJ	0.00098 UJ
Cl8-BZ#197	MG/KG	0.00047 UJ	0.00050 UJ	0.00048 UJ	0.00048 UJ	0.00050 UJ	0.00049 UJ
Cl8-BZ#199	MG/KG	0.00047 UJ	0.00050 UJ	0.00048 UJ	0.00048 UJ	0.00050 UJ	0.00049 UJ
Cl8-BZ#200	MG/KG	0.00047 UJ	0.00050 UJ	0.00048 UJ	0.00048 UJ	0.00050 UJ	0.00049 UJ
Cl8-BZ#201	MG/KG	0.00047 UJ	0.00050 UJ	0.00048 UJ	0.00048 UJ	0.00050 UJ	0.00049 UJ
Cl8-BZ#202	MG/KG	0.00047 UJ	0.00050 UJ	0.00048 UJ	0.00048 UJ	0.00050 UJ	0.00049 UJ
Cl8-BZ#205	MG/KG	0.00047 UJ	0.00050 UJ	0.00048 UJ	0.00048 UJ	0.00050 UJ	0.00049 UJ
Cl9-BZ#206	MG/KG	0.00047 UJ	0.00050 UJ	0.00048 UJ	0.00048 UJ	0.00050 UJ	0.00049 UJ
Cl9-BZ#207	MG/KG	0.00047 UJ	0.00050 UJ	0.00048 UJ	0.00048 UJ	0.00050 UJ	0.00049 UJ
Cl9-BZ#208	MG/KG	0.00047 UJ	0.00050 UJ	0.00048 UJ	0.00048 UJ	0.00050 UJ	0.00049 UJ
Cl10-BZ#209	MG/KG	0.00047 UJ	0.00050 UJ	0.00048 UJ	0.00048 UJ	0.00050 UJ	0.00049 UJ
Aroclor-1242	MG/KG	0.019 U	0.020 U	0.019 U	0.019 U	0.020 U	0.020 U
Aroclor-1248	MG/KG	0.019 U	0.19	0.054	0.056	0.020 U	0.099
Aroclor-1254	MG/KG	0.033	0.10	0.031	0.031	0.020 U	0.057
Aroclor-1260	MG/KG	0.019 U	0.020 U	0.019 U	0.019 U	0.020 U	0.020 U

TABLE 5c - SUMMARY OF SAMPLE DATA FOR PRE-SPAWN QUAHOG (MG/KG WET WEIGHT) AREA 3 2013

Parameter	Sample#	NBH13-SF-B-3	NBH13-SF-D-3	NBH13-SF-I-3	NBH13-SF-J-3
	Species Species Type Area Station Sample Date	Quahogs Meat 3 Station B 5/6/2013	Quahogs Meat 3 Station D 5/6/2013	Quahogs Meat 3 Station I 5/6/2013	Quahogs Meat 3 Station J 5/6/2013
	Units				
Lipids	PERCENT	0.41	0.36	0.30	0.15
Total PCB Congeners ¹	MG/KG	0.052 J2	0.042 J1	0.053 J2	0.039 J1
Total PCB Congeners Hits ²	MG/KG	0.029	0.014	0.029	0.011
Total NOAA Congeners ³	MG/KG	0.017 J2	0.011 J2	0.018 J2	0.010 J2
Total WHO Congeners ⁴	MG/KG	0.0045 J1	0.0037 J1	0.0045 J1	0.0036 J1
Total NOAA / WHO Combined ⁵	MG/KG	0.019 J2	0.013 J2	0.020 J2	0.012 J2
Total Aroclors ⁶	MG/KG	0.059 J2	0.0099 U	0.0095 U	0.0096 U
C11-BZ#1	MG/KG	0.00047 UJ	0.00050 UJ	0.00047 UJ	0.00048 UJ
C11-BZ#3	MG/KG	0.00047 UJ	0.00050 UJ	0.00047 UJ	0.00048 UJ
C12-BZ#4/#10	MG/KG	0.00094 UJ	0.00099 UJ	0.00095 UJ	0.00096 UJ
C12-BZ#5/#8	MG/KG	0.00094 UJ	0.00099 UJ	0.00095 UJ	0.00096 UJ
C12-BZ#6	MG/KG	0.00047 UJ	0.00050 UJ	0.00047 UJ	0.00048 UJ
C12-BZ#7	MG/KG	0.00047 UJ	0.00050 UJ	0.00047 UJ	0.00048 UJ
C12-BZ#12/#13	MG/KG	0.00094 UJ	0.00099 UJ	0.00095 UJ	0.00096 UJ
C12-BZ#15	MG/KG	0.00047 UJ	0.00050 UJ	0.00047 UJ	0.00048 UJ
C13-BZ#16/#32	MG/KG	0.00094 UJ	0.00099 UJ	0.00095 UJ	0.00096 UJ
C13-BZ#17	MG/KG	0.00047 UJ	0.00050 UJ	0.00047 UJ	0.00048 UJ
C13-BZ#18	MG/KG	0.00032 J	0.00050 UJ	0.00043 J	0.00048 UJ
C13-BZ#19	MG/KG	0.00047 UJ	0.00050 UJ	0.00047 UJ	0.00048 UJ
C13-BZ#21/#33	MG/KG	0.00094 UJ	0.00099 UJ	0.00095 UJ	0.00096 UJ
C13-BZ#22	MG/KG	0.00047 UJ	0.00050 UJ	0.00047 UJ	0.00048 UJ
C13-BZ#24/#27	MG/KG	0.00094 UJ	0.00099 UJ	0.00095 UJ	0.00096 UJ
C13-BZ#25	MG/KG	0.00024 J	0.00050 UJ	0.00038 J	0.00048 UJ
C13-BZ#26	MG/KG	0.00052 J	0.00041 J	0.00079 J	0.00034 J
C13-BZ#28/#31	MG/KG	0.0014 J	0.00086 J	0.0017 J	0.00068 J
C13-BZ#29	MG/KG	0.00047 UJ	0.00050 UJ	0.00047 UJ	0.00048 UJ
C13-BZ#37	MG/KG	0.00047 UJ	0.00050 UJ	0.00047 UJ	0.00048 UJ
C14-BZ#40	MG/KG	0.00047 UJ	0.00050 UJ	0.00047 UJ	0.00048 UJ
C14-BZ#41/#71	MG/KG	0.00094 UJ	0.00099 UJ	0.00095 UJ	0.00096 UJ
C14-BZ#42	MG/KG	0.00047 UJ	0.00050 UJ	0.00047 UJ	0.00048 UJ
C14-BZ#43/#49	MG/KG	0.0014 J	0.00099 J	0.0017 J	0.00075 J
C14-BZ#44	MG/KG	0.00060 J	0.00029 J	0.00059 J	0.00026 J
C14-BZ#45	MG/KG	0.00047 UJ	0.00050 UJ	0.00047 UJ	0.00048 UJ
C14-BZ#46	MG/KG	0.00047 UJ	0.00050 UJ	0.00047 UJ	0.00048 UJ
C14-BZ#47/#48	MG/KG	0.00079 J	0.00099 UJ	0.00088 J	0.00096 UJ
C14-BZ#50	MG/KG	0.00047 UJ	0.00050 UJ	0.00047 UJ	0.00048 UJ
C14-BZ#51	MG/KG	0.00047 UJ	0.00050 UJ	0.00047 UJ	0.00048 UJ
C14-BZ#52	MG/KG	0.0018 J	0.0012 J	0.0022 J	0.00086 J
C14-BZ#53	MG/KG	0.00047 UJ	0.00050 UJ	0.00047 UJ	0.00048 UJ
C14-BZ#54	MG/KG	0.00047 UJ	0.00050 UJ	0.00047 UJ	0.00048 UJ
C14-BZ#56/#60	MG/KG	0.00094 UJ	0.00099 UJ	0.00095 UJ	0.00096 UJ
C14-BZ#63	MG/KG	0.00047 UJ	0.00050 UJ	0.00047 UJ	0.00048 UJ
C14-BZ#64	MG/KG	0.00033 J	0.00050 UJ	0.00030 J	0.00048 UJ
C14-BZ#66	MG/KG	0.00096 J	0.00040 J	0.00081 J	0.00035 J
C14-BZ#70	MG/KG	0.00068 J	0.00038 J	0.00064 J	0.00028 J

TABLE 5c - SUMMARY OF SAMPLE DATA FOR PRE-SPAWN QUAHOG (MG/KG WET WEIGHT) AREA 3 2013

Parameter	Sample#	NBH13-SF-B-3	NBH13-SF-D-3	NBH13-SF-I-3	NBH13-SF-J-3
	Species Species Type Area Station Sample Date	Quahogs Meat 3 Station B 5/6/2013	Quahogs Meat 3 Station D 5/6/2013	Quahogs Meat 3 Station I 5/6/2013	Quahogs Meat 3 Station J 5/6/2013
	Units				
C14-BZ#74	MG/KG	0.00042 J	0.00050 UJ	0.00037 J	0.00048 UJ
C14-BZ#76	MG/KG	0.00047 UJ	0.00050 UJ	0.00047 UJ	0.00048 UJ
C14-BZ#77	MG/KG	0.00047 UJ	0.00050 UJ	0.00047 UJ	0.00048 UJ
C14-BZ#81	MG/KG	0.00047 UJ	0.00050 UJ	0.00047 UJ	0.00048 UJ
C15-BZ#82	MG/KG	0.00047 UJ	0.00050 UJ	0.00047 UJ	0.00048 UJ
C15-BZ#83	MG/KG	0.00047 UJ	0.00050 UJ	0.00047 UJ	0.00048 UJ
C15-BZ#85	MG/KG	0.00029 J	0.00050 UJ	0.00047 UJ	0.00048 UJ
C15-BZ#87	MG/KG	0.00052 J	0.00050 UJ	0.00049 J	0.00048 UJ
C15-BZ#89	MG/KG	0.00047 UJ	0.00050 UJ	0.00047 UJ	0.00048 UJ
C15-BZ#91	MG/KG	0.00036 J	0.00050 UJ	0.00036 J	0.00048 UJ
C15-BZ#92	MG/KG	0.00079 J	0.00046 J	0.00061 J	0.00030 J
C15-BZ#95	MG/KG	0.0010 J	0.00060 J	0.0010 J	0.00042 J
C15-BZ#97	MG/KG	0.00046 J	0.00028 J	0.00045 J	0.00048 UJ
C15-BZ#99	MG/KG	0.0021 J	0.0011 J	0.0021 J	0.00094 J
C15-BZ#100	MG/KG	0.00047 UJ	0.00050 UJ	0.00047 UJ	0.00048 UJ
C15-BZ#101/#84	MG/KG	0.0028 J	0.0015 J	0.0027 J	0.0013 J
C15-BZ#104	MG/KG	0.00047 UJ	0.00050 UJ	0.00047 UJ	0.00048 UJ
C15-BZ#105	MG/KG	0.00035 J	0.00050 UJ	0.00034 J	0.00048 UJ
C15-BZ#107	MG/KG	0.00037 J	0.00050 UJ	0.00034 J	0.00048 UJ
C15-BZ#110	MG/KG	0.0016 J	0.00091 J	0.0015 J	0.00080 J
C15-BZ#114	MG/KG	0.00047 UJ	0.00050 UJ	0.00047 UJ	0.00048 UJ
C15-BZ#118	MG/KG	0.0016 J	0.00077 J	0.0015 J	0.00074 J
C15-BZ#119	MG/KG	0.00047 UJ	0.00050 UJ	0.00047 UJ	0.00048 UJ
C15-BZ#123	MG/KG	0.00047 UJ	0.00050 UJ	0.00047 UJ	0.00048 UJ
C15-BZ#124	MG/KG	0.00047 UJ	0.00050 UJ	0.00047 UJ	0.00048 UJ
C15-BZ#126	MG/KG	0.00047 UJ	0.00050 UJ	0.00047 UJ	0.00048 UJ
C16-BZ#129	MG/KG	0.00047 UJ	0.00050 UJ	0.00047 UJ	0.00048 UJ
C16-BZ#130	MG/KG	0.00047 UJ	0.00050 UJ	0.00047 UJ	0.00048 UJ
C16-BZ#131	MG/KG	0.00047 UJ	0.00050 UJ	0.00047 UJ	0.00048 UJ
C16-BZ#132/#168	MG/KG	0.00049 J	0.00099 UJ	0.00095 UJ	0.00096 UJ
C16-BZ#134	MG/KG	0.00047 UJ	0.00050 UJ	0.00047 UJ	0.00048 UJ
C16-BZ#135/#144	MG/KG	0.00094 UJ	0.00099 UJ	0.00095 UJ	0.00096 UJ
C16-BZ#136	MG/KG	0.00047 UJ	0.00050 UJ	0.00047 UJ	0.00048 UJ
C16-BZ#137	MG/KG	0.00047 UJ	0.00050 UJ	0.00047 UJ	0.00048 UJ
C16-BZ#138/#163	MG/KG	0.0020 J	0.0011 J	0.0018 J	0.0011 J
C16-BZ#141	MG/KG	0.00047 UJ	0.00050 UJ	0.00047 UJ	0.00048 UJ
C16-BZ#146	MG/KG	0.00061 J	0.00042 J	0.00067 J	0.00038 J
C16-BZ#147	MG/KG	0.00047 UJ	0.00050 UJ	0.00047 UJ	0.00048 UJ
C16-BZ#149	MG/KG	0.0013 J	0.00082 J	0.0013 J	0.00064 J
C16-BZ#151	MG/KG	0.00047 UJ	0.00050 UJ	0.00047 UJ	0.00048 UJ
C16-BZ#153	MG/KG	0.0022 J	0.0015 J	0.0026 J	0.0013 J
C16-BZ#154	MG/KG	0.00047 UJ	0.00050 UJ	0.00047 UJ	0.00048 UJ
C16-BZ#155	MG/KG	0.00047 UJ	0.00050 UJ	0.00047 UJ	0.00048 UJ
C16-BZ#156	MG/KG	0.00047 UJ	0.00050 UJ	0.00047 UJ	0.00048 UJ
C16-BZ#157	MG/KG	0.00047 UJ	0.00050 UJ	0.00047 UJ	0.00048 UJ
C16-BZ#158	MG/KG	0.00047 UJ	0.00050 UJ	0.00047 UJ	0.00048 UJ
C16-BZ#167/#128	MG/KG	0.00094 UJ	0.00099 UJ	0.00095 UJ	0.00096 UJ
C16-BZ#169	MG/KG	0.00047 UJ	0.00050 UJ	0.00047 UJ	0.00048 UJ

TABLE 5c - SUMMARY OF SAMPLE DATA FOR PRE-SPAWN QUAHOG (MG/KG WET WEIGHT) AREA 3 2013

		NBH13-SF-B-3	NBH13-SF-D-3	NBH13-SF-I-3	NBH13-SF-J-3
Sample#		Quahogs	Quahogs	Quahogs	Quahogs
Species		Meat	Meat	Meat	Meat
Species Type		3	3	3	3
Area		Station B	Station D	Station I	Station J
Station		5/6/2013	5/6/2013	5/6/2013	5/6/2013
Sample Date					
Parameter	Units				
CI7-BZ#170/#190	MG/KG	0.00094 UJ	0.00099 UJ	0.00095 UJ	0.00096 UJ
CI7-BZ#171	MG/KG	0.00047 UJ	0.00050 UJ	0.00047 UJ	0.00048 UJ
CI7-BZ#172	MG/KG	0.00047 UJ	0.00050 UJ	0.00047 UJ	0.00048 UJ
CI7-BZ#173	MG/KG	0.00047 UJ	0.00050 UJ	0.00047 UJ	0.00048 UJ
CI7-BZ#174	MG/KG	0.00047 UJ	0.00050 UJ	0.00047 UJ	0.00048 UJ
CI7-BZ#175	MG/KG	0.00047 UJ	0.00050 UJ	0.00047 UJ	0.00048 UJ
CI7-BZ#176	MG/KG	0.00047 UJ	0.00050 UJ	0.00047 UJ	0.00048 UJ
CI7-BZ#177	MG/KG	0.00047 UJ	0.00050 UJ	0.00047 UJ	0.00048 UJ
CI7-BZ#178	MG/KG	0.00047 UJ	0.00050 UJ	0.00047 UJ	0.00048 UJ
CI7-BZ#180	MG/KG	0.00044 J	0.00050 UJ	0.00047 J	0.00048 UJ
CI7-BZ#182/#187	MG/KG	0.00094 UJ	0.00099 UJ	0.00095 UJ	0.00096 UJ
CI7-BZ#183	MG/KG	0.00047 UJ	0.00050 UJ	0.00047 UJ	0.00048 UJ
CI7-BZ#184	MG/KG	0.00047 UJ	0.00050 UJ	0.00047 UJ	0.00048 UJ
CI7-BZ#185	MG/KG	0.00047 UJ	0.00050 UJ	0.00047 UJ	0.00048 UJ
CI7-BZ#188	MG/KG	0.00047 UJ	0.00050 UJ	0.00047 UJ	0.00048 UJ
CI7-BZ#189	MG/KG	0.00047 UJ	0.00050 UJ	0.00047 UJ	0.00048 UJ
CI7-BZ#191	MG/KG	0.00047 UJ	0.00050 UJ	0.00047 UJ	0.00048 UJ
CI7-BZ#193	MG/KG	0.00047 UJ	0.00050 UJ	0.00047 UJ	0.00048 UJ
CI8-BZ#194	MG/KG	0.00047 UJ	0.00050 UJ	0.00047 UJ	0.00048 UJ
CI8-BZ#195	MG/KG	0.00047 UJ	0.00050 UJ	0.00047 UJ	0.00048 UJ
CI8-BZ#196/203	MG/KG	0.00094 UJ	0.00099 UJ	0.00095 UJ	0.00096 UJ
CI8-BZ#197	MG/KG	0.00047 UJ	0.00050 UJ	0.00047 UJ	0.00048 UJ
CI8-BZ#199	MG/KG	0.00047 UJ	0.00050 UJ	0.00047 UJ	0.00048 UJ
CI8-BZ#200	MG/KG	0.00047 UJ	0.00050 UJ	0.00047 UJ	0.00048 UJ
CI8-BZ#201	MG/KG	0.00047 UJ	0.00050 UJ	0.00047 UJ	0.00048 UJ
CI8-BZ#202	MG/KG	0.00047 UJ	0.00050 UJ	0.00047 UJ	0.00048 UJ
CI8-BZ#205	MG/KG	0.00047 UJ	0.00050 UJ	0.00047 UJ	0.00048 UJ
CI9-BZ#206	MG/KG	0.00047 UJ	0.00050 UJ	0.00047 UJ	0.00048 UJ
CI9-BZ#207	MG/KG	0.00047 UJ	0.00050 UJ	0.00047 UJ	0.00048 UJ
CI9-BZ#208	MG/KG	0.00047 UJ	0.00050 UJ	0.00047 UJ	0.00048 UJ
CI10-BZ#209	MG/KG	0.00047 UJ	0.00050 UJ	0.00047 UJ	0.00048 UJ
Aroclor-1242	MG/KG	0.019 U	0.020 U	0.019 U	0.019 U
Aroclor-1248	MG/KG	0.019 U	0.020 U	0.019 U	0.019 U
Aroclor-1254	MG/KG	0.031	0.020 U	0.019 U	0.019 U
Aroclor-1260	MG/KG	0.019 U	0.020 U	0.019 U	0.019 U

TABLE 6a - SUMMARY OF SAMPLE DATA FOR POST-SPAWN QUAHOG (MG/KG WET WEIGHT) AREA 1 2013

Parameter	Sample#	NBH13-SF-A-1	NBH13-SF-B-1	NBH13-SF-C-1	NBH13-SF-D-1	NBH13-SF-E-1
	Species Species Type Area Station Sample Date	Quahogs Meat 1 Station A 8/5/2013	Quahogs Meat 1 Station B 8/5/2013	Quahogs Meat 1 Station C 8/5/2013	Quahogs Meat 1 Station D 8/5/2013	Quahogs Meat 1 Station E 8/5/2013
Units						
Lipids	PERCENT	0.30	0.23	0.15	0.17	0.16
Total PCB Congeners ¹	MG/KG	0.40 J3	0.39 J3	0.44 J3	0.76 J4	1.7 J4
Total PCB Congeners Hits ²	MG/KG	0.39	0.38	0.43	0.75	1.7
Total NOAA Congeners ³	MG/KG	0.17 J4	0.17 J4	0.19 J4	0.32 J4	0.71 J4
Total WHO Congeners ⁴	MG/KG	0.022 J3	0.017 J3	0.024 J3	0.038 J3	0.059 J3
Total NOAA / WHO Combined ⁵	MG/KG	0.18 J3	0.17 J3	0.19 J3	0.33 J4	0.72 J4
Total Aroclors ⁶	MG/KG	0.51 J3	0.45 J3	0.54 J3	0.92 J4	2.0 J4
C11-BZ#1	MG/KG	0.00047 U	0.00049 U	0.00046 U	0.00044 U	0.00049 U
C11-BZ#3	MG/KG	0.00047 U	0.00049 U	0.00046 U	0.00044 U	0.00049 U
C12-BZ#4/#10	MG/KG	0.0011	0.0017	0.0010	0.0021	0.0049
C12-BZ#5/#8	MG/KG	0.0029	0.0044	0.0030	0.0062	0.016
C12-BZ#6	MG/KG	0.0028	0.0048	0.0032	0.0073	0.019
C12-BZ#7	MG/KG	0.00032 J	0.00039 J	0.00032 J	0.00050	0.0014
C12-BZ#12/#13	MG/KG	0.0014	0.0022	0.0017	0.0034	0.0092
C12-BZ#15	MG/KG	0.0018	0.0023	0.0019	0.0033	0.0082
C13-BZ#16/#32	MG/KG	0.0042	0.0053	0.0047	0.0089	0.024
C13-BZ#17	MG/KG	0.0042	0.0053	0.0046	0.0090	0.024
C13-BZ#18	MG/KG	0.011	0.013	0.012	0.023	0.059
C13-BZ#19	MG/KG	0.00075	0.00096	0.00083	0.0015	0.0041
C13-BZ#21/#33	MG/KG	0.0024	0.0023	0.0023	0.0042	0.0085
C13-BZ#22	MG/KG	0.0027	0.0030	0.0033	0.0060	0.012
C13-BZ#24/#27	MG/KG	0.0019	0.0023	0.0021	0.0038	0.010
C13-BZ#25	MG/KG	0.0090	0.012	0.011	0.022	0.060
C13-BZ#26	MG/KG	0.018	0.022	0.021	0.042	0.11
C13-BZ#28/#31	MG/KG	0.044	0.052	0.050	0.090	0.23
C13-BZ#29	MG/KG	0.00047 U	0.00049 U	0.00046 U	0.00044 U	0.00049 U
C13-BZ#37	MG/KG	0.0012	0.0011	0.0014	0.0021	0.0040
C14-BZ#40	MG/KG	0.0015	0.0014	0.0016	0.0028	0.0063
C14-BZ#41/#71	MG/KG	0.0073	0.0068	0.0083	0.015	0.036
C14-BZ#42	MG/KG	0.0026	0.0027	0.0030	0.0057	0.013
C14-BZ#43/#49	MG/KG	0.028	0.027	0.031	0.057	0.15
C14-BZ#44	MG/KG	0.0079	0.0076	0.0084	0.016	0.036
C14-BZ#45	MG/KG	0.00088	0.00084	0.00088	0.0018	0.0043
C14-BZ#46	MG/KG	0.00047 U	0.00049 U	0.00046 U	0.00044 U	0.00049 U
C14-BZ#47/#48	MG/KG	0.012	0.013	0.013	0.023	0.055
C14-BZ#50	MG/KG	0.00047 U	0.00049 U	0.00046 U	0.00044 U	0.00035 J
C14-BZ#51	MG/KG	0.00069	0.00083	0.00086	0.0016	0.0052
C14-BZ#52	MG/KG	0.034	0.035	0.037	0.066	0.17
C14-BZ#53	MG/KG	0.0024	0.0026	0.0027	0.0048	0.014
C14-BZ#54	MG/KG	0.00047 U	0.00049 U	0.00046 U	0.00044 U	0.00049 U
C14-BZ#56/#60	MG/KG	0.0038	0.0031	0.0045	0.0074	0.011
C14-BZ#63	MG/KG	0.00085	0.00083	0.00093	0.0016	0.0026
C14-BZ#64	MG/KG	0.0043	0.0040	0.0045	0.0076	0.021
C14-BZ#66	MG/KG	0.0094	0.0079	0.010	0.017	0.028
C14-BZ#70	MG/KG	0.0073	0.0057	0.0077	0.013	0.020

TABLE 6a - SUMMARY OF SAMPLE DATA FOR POST-SPAWN QUAHOG (MG/KG WET WEIGHT) AREA 1 2013

Sample#	Species	NBH13-SF-A-1	NBH13-SF-B-1	NBH13-SF-C-1	NBH13-SF-D-1	NBH13-SF-E-1
		Quahogs Meat 1 Station A 8/5/2013	Quahogs Meat 1 Station B 8/5/2013	Quahogs Meat 1 Station C 8/5/2013	Quahogs Meat 1 Station D 8/5/2013	Quahogs Meat 1 Station E 8/5/2013
Species Type	Area					
Station	Sample Date					
Parameter	Units					
C14-BZ#74	MG/KG	0.0064	0.0054	0.0073	0.012	0.021
C14-BZ#76	MG/KG	0.00047 U	0.00049 U	0.00046 U	0.00044 U	0.00049 U
C14-BZ#77	MG/KG	0.0012	0.00099	0.0014	0.0023	0.0041
C14-BZ#81	MG/KG	0.00047 U	0.00049 U	0.00046 U	0.00044 U	0.00049 U
C15-BZ#82	MG/KG	0.00081	0.00059	0.00072	0.0013	0.0018
C15-BZ#83	MG/KG	0.00093	0.00088	0.00096	0.0016	0.0030
C15-BZ#85	MG/KG	0.0016	0.0013	0.0016	0.0025	0.0031
C15-BZ#87	MG/KG	0.0040	0.0031	0.0041	0.0071	0.0094
C15-BZ#89	MG/KG	0.00047 U	0.00049 U	0.00046 U	0.00044 U	0.00049 U
C15-BZ#91	MG/KG	0.0038	0.0037	0.0044	0.0077	0.021
C15-BZ#92	MG/KG	0.0047	0.0038	0.0046	0.0076	0.015
C15-BZ#95	MG/KG	0.0093	0.0083	0.0098	0.017	0.039
C15-BZ#97	MG/KG	0.0038	0.0030	0.0043	0.0069	0.012
C15-BZ#99	MG/KG	0.015	0.012	0.016	0.026	0.047
C15-BZ#100	MG/KG	0.00059	0.00054	0.00055	0.00096	0.0025
C15-BZ#101/#84	MG/KG	0.020	0.016	0.021	0.035	0.063
C15-BZ#104	MG/KG	0.00047 U	0.00049 U	0.00046 U	0.00044 U	0.00049 U
C15-BZ#105	MG/KG	0.0030	0.0020	0.0031	0.0052	0.0057
C15-BZ#107	MG/KG	0.0014	0.0012	0.0015	0.0025	0.0036
C15-BZ#110	MG/KG	0.013	0.010	0.015	0.025	0.051
C15-BZ#114	MG/KG	0.00047 U	0.00049 U	0.00046 U	0.00046	0.00061
C15-BZ#118	MG/KG	0.013	0.0097	0.014	0.023	0.037
C15-BZ#119	MG/KG	0.0015	0.0013	0.0016	0.0026	0.0064
C15-BZ#123	MG/KG	0.00076 J	0.00097	0.0013	0.0017	0.0036
C15-BZ#124	MG/KG	0.00049	0.00044 J	0.00053	0.00091	0.0014
C15-BZ#126	MG/KG	0.00047 U	0.00049 U	0.00046 U	0.00044 U	0.00049 U
C16-BZ#129	MG/KG	0.00034 J	0.00049 U	0.00030 J	0.00054	0.00066
C16-BZ#130	MG/KG	0.00071	0.00049	0.00070	0.0011	0.0014
C16-BZ#131	MG/KG	0.00047 U	0.00049 U	0.00046 U	0.00044 U	0.00047 J
C16-BZ#132/#168	MG/KG	0.0019	0.0012	0.0019	0.0028	0.0035
C16-BZ#134	MG/KG	0.00089	0.00074	0.00092	0.0014	0.0029
C16-BZ#135/#144	MG/KG	0.0017	0.0014	0.0017	0.0027	0.0052
C16-BZ#136	MG/KG	0.0011	0.00082	0.0011	0.0016	0.0040
C16-BZ#137	MG/KG	0.00060	0.00054	0.00065	0.0012	0.0013
C16-BZ#138/#163	MG/KG	0.0094	0.0071	0.0097	0.014	0.024
C16-BZ#141	MG/KG	0.00079	0.00056	0.00077	0.0013	0.0016
C16-BZ#146	MG/KG	0.0025	0.0020	0.0026	0.0039	0.0066
C16-BZ#147	MG/KG	0.00079	0.00072	0.00085	0.0013	0.0029
C16-BZ#149	MG/KG	0.0085	0.0072	0.0093	0.014	0.031
C16-BZ#151	MG/KG	0.00099	0.00090	0.0011	0.0015	0.0034
C16-BZ#153	MG/KG	0.012	0.0097	0.012	0.018	0.031
C16-BZ#154	MG/KG	0.00051	0.00051	0.00055	0.00084	0.0020
C16-BZ#155	MG/KG	0.00047 U	0.00049 U	0.00046 U	0.00044 U	0.00049 U
C16-BZ#156	MG/KG	0.00081	0.00060	0.00086	0.0015	0.0023
C16-BZ#157	MG/KG	0.00047 U	0.00049 U	0.00046 U	0.00030 J	0.00045 J
C16-BZ#158	MG/KG	0.00068	0.00045 J	0.00082	0.0010	0.0020
C16-BZ#167/#128	MG/KG	0.0020	0.0015	0.0020	0.0028	0.0042
C16-BZ#169	MG/KG	0.00047 U	0.00049 U	0.00046 U	0.00044 U	0.00049 U

TABLE 6a - SUMMARY OF SAMPLE DATA FOR POST-SPAWN QUAHOG (MG/KG WET WEIGHT) AREA 1 2013

Sample#		NBH13-SF-A-1	NBH13-SF-B-1	NBH13-SF-C-1	NBH13-SF-D-1	NBH13-SF-E-1
Species		Quahogs	Quahogs	Quahogs	Quahogs	Quahogs
Species Type		Meat	Meat	Meat	Meat	Meat
Area		1	1	1	1	1
Station		Station A	Station B	Station C	Station D	Station E
Sample Date		8/5/2013	8/5/2013	8/5/2013	8/5/2013	8/5/2013
Parameter	Units					
C17-BZ#170/#190	MG/KG	0.00073 J	0.00057 J	0.00069 J	0.00090	0.0016
C17-BZ#171	MG/KG	0.00047 U	0.00049 U	0.00026 J	0.00022 J	0.00029 J
C17-BZ#172	MG/KG	0.00047 U	0.00049 U	0.00046 U	0.00033 J	0.00047 J
C17-BZ#173	MG/KG	0.00047 U	0.00049 U	0.00046 U	0.00044 U	0.00049 U
C17-BZ#174	MG/KG	0.00058	0.00043 J	0.00057	0.00096	0.0014
C17-BZ#175	MG/KG	0.00047 U	0.00049 U	0.00046 U	0.00044 U	0.00049 U
C17-BZ#176	MG/KG	0.00047 U	0.00049 U	0.00046 U	0.00044 U	0.00049 U
C17-BZ#177	MG/KG	0.00062	0.00042 J	0.00063	0.00077	0.0013
C17-BZ#178	MG/KG	0.00028 J	0.00027 J	0.00026 J	0.00037 J	0.00079
C17-BZ#180	MG/KG	0.0019	0.0015	0.0020	0.0031	0.0045
C17-BZ#182/#187	MG/KG	0.0015	0.0012	0.0018	0.0023	0.0045
C17-BZ#183	MG/KG	0.00037 J	0.00029 J	0.00038 J	0.00060	0.00086
C17-BZ#184	MG/KG	0.00047 U	0.00049 U	0.00046 U	0.00044 U	0.00049 U
C17-BZ#185	MG/KG	0.00047 U	0.00049 U	0.00046 U	0.00044 U	0.00049 U
C17-BZ#188	MG/KG	0.00047 U	0.00049 U	0.00046 U	0.00044 U	0.00049 U
C17-BZ#189	MG/KG	0.00047 U	0.00049 U	0.00046 U	0.00044 U	0.00049 U
C17-BZ#191	MG/KG	0.00047 U	0.00049 U	0.00046 U	0.00044 U	0.00049 U
C17-BZ#193	MG/KG	0.00047 U	0.00049 U	0.00046 U	0.00025 J	0.00042 J
C18-BZ#194	MG/KG	0.00047 U	0.00049 U	0.00038 J	0.00043 J	0.00060
C18-BZ#195	MG/KG	0.00047 U	0.00049 U	0.00046 U	0.00044 U	0.00049 U
C18-BZ#196/203	MG/KG	0.00094 U	0.00097 U	0.00091 U	0.00087 U	0.00061 J
C18-BZ#197	MG/KG	0.00047 U	0.00049 U	0.00046 U	0.00044 U	0.00049 U
C18-BZ#199	MG/KG	0.00047 U	0.00049 U	0.00046 U	0.00044 U	0.00049 U
C18-BZ#200	MG/KG	0.00047 U	0.00049 U	0.00046 U	0.00044 U	0.00049 U
C18-BZ#201	MG/KG	0.00047 U	0.00049 U	0.00035 J	0.00036 J	0.00060
C18-BZ#202	MG/KG	0.00047 U	0.00049 U	0.00046 U	0.00044 U	0.00033 J
C18-BZ#205	MG/KG	0.00047 U	0.00049 U	0.00046 U	0.00044 U	0.00049 U
C19-BZ#206	MG/KG	0.00047 U	0.00049 U	0.00046 U	0.00044 U	0.00049 U
C19-BZ#207	MG/KG	0.00047 U	0.00049 U	0.00046 U	0.00044 U	0.00049 U
C19-BZ#208	MG/KG	0.00047 U	0.00049 U	0.00046 U	0.00044 U	0.00049 U
C110-BZ#209	MG/KG	0.00047 U	0.00049 U	0.00046 U	0.00044 U	0.00049 U
Aroclor-1242	MG/KG	0.019 U	0.019 U	0.018 U	0.017 U	0.020 U
Aroclor-1248	MG/KG	0.29	0.28	0.31	0.57	1.4
Aroclor-1254	MG/KG	0.20	0.16	0.21	0.32	0.58
Aroclor-1260	MG/KG	0.019 U	0.019 U	0.018 U	0.024	0.035

TABLE 6b - SUMMARY OF SAMPLE DATA FOR POST-SPAWN QUAHOG (MG/KG WET WEIGHT) AREA 2 2013

Parameter	Sample#	NBH13-SF-B-2	NBH13-SF-C-2	NBH13-SF-D-2	NBH13-SF-F-2	NBH13-SF-G-2	NBH13-SF-H2
	Species Species Type Area Station Sample Date Units	Quahogs Meat 2 Station B 8/6/2013	Quahogs Meat 2 Station C 8/6/2013	Quahogs Meat 2 Station D 8/6/2013	Quahogs Meat 2 Station F 8/6/2013	Quahogs Meat 2 Station G 8/6/2013	Quahogs Meat 2 Station H 8/6/2013
Lipids	PERCENT	0.42	0.19	0.12	0.19	0.11	0.37
Total PCB Congeners ¹	MG/KG	0.053 J2	0.20 J3	0.097 J2	0.048 J1	0.055 J2	0.17 J3
Total PCB Congeners Hits ²	MG/KG	0.028	0.19	0.079	0.023	0.030	0.16
Total NOAA Congeners ³	MG/KG	0.018 J2	0.086 J3	0.039 J3	0.015 J2	0.019 J2	0.073 J3
Total WHO Congeners ⁴	MG/KG	0.0049 J1	0.011 J2	0.0063 J2	0.0041 J1	0.0049 J1	0.011 J2
Total NOAA / WHO Combined ⁵	MG/KG	0.020 J2	0.089 J3	0.041 J3	0.017 J2	0.021 J2	0.075 J3
Total Aroclors ⁶	MG/KG	0.062 J2	0.26 J3	0.13 J2	0.0094 U	0.062 J2	0.24 J3
C11-BZ#1	MG/KG	0.00047 U	0.00046 UJ	0.00049 U	0.00047 U	0.00048 U	0.00046 U
C11-BZ#3	MG/KG	0.00047 U	0.00046 UJ	0.00049 U	0.00047 U	0.00048 U	0.00046 U
C12-BZ#4/#10	MG/KG	0.00095 U	0.00077 J	0.00098 U	0.00094 U	0.00095 U	0.00092 U
C12-BZ#5/#8	MG/KG	0.00095 U	0.0022 J	0.00098 U	0.00094 U	0.00095 U	0.00077 J
C12-BZ#6	MG/KG	0.00047 U	0.0016 J	0.00045 J	0.00047 U	0.00048 U	0.00062
C12-BZ#7	MG/KG	0.00047 U	0.00027 J	0.00049 U	0.00047 U	0.00048 U	0.00046 U
C12-BZ#12/#13	MG/KG	0.00095 U	0.00063 J	0.00098 U	0.00094 U	0.00095 U	0.00092 U
C12-BZ#15	MG/KG	0.00047 U	0.0011 J	0.00040 J	0.00047 U	0.00048 U	0.00060
C13-BZ#16/#32	MG/KG	0.00095 U	0.0026 J	0.00063 J	0.00094 U	0.00095 U	0.0012
C13-BZ#17	MG/KG	0.00047 U	0.0022 J	0.00064	0.00047 U	0.00048 U	0.0012
C13-BZ#18	MG/KG	0.00032 J	0.0063 J	0.0020	0.00046 J	0.00048	0.0032
C13-BZ#19	MG/KG	0.00047 U	0.00044 J	0.00049 U	0.00047 U	0.00048 U	0.00024 J
C13-BZ#21/#33	MG/KG	0.00095 U	0.0015 J	0.00098 U	0.00094 U	0.00095 U	0.00082 J
C13-BZ#22	MG/KG	0.00047 U	0.0015 J	0.00047 J	0.00047 U	0.00048 U	0.00084
C13-BZ#24/#27	MG/KG	0.00095 U	0.0010 J	0.00098 U	0.00094 U	0.00095 U	0.00055 J
C13-BZ#25	MG/KG	0.00032 J	0.0039 J	0.0016	0.00043 J	0.00048	0.0030
C13-BZ#26	MG/KG	0.00067	0.0083 J	0.0036	0.00091	0.00091	0.0061
C13-BZ#28/#31	MG/KG	0.0018	0.020 J	0.0080	0.0023	0.0021	0.014
C13-BZ#29	MG/KG	0.00047 U	0.00046 UJ	0.00049 U	0.00047 U	0.00048 U	0.00046 U
C13-BZ#37	MG/KG	0.00047 U	0.00070 J	0.00028 J	0.00047 U	0.00048 U	0.00044 J
C14-BZ#40	MG/KG	0.00047 U	0.00083 J	0.00032 J	0.00047 U	0.00048 U	0.00076
C14-BZ#41/#71	MG/KG	0.00095 U	0.0035 J	0.0013	0.00094 U	0.00095 U	0.0027
C14-BZ#42	MG/KG	0.00047 U	0.0012 J	0.00053	0.00047 U	0.00048 U	0.00093
C14-BZ#43/#49	MG/KG	0.0015	0.014 J	0.0055	0.0017	0.0019	0.011
C14-BZ#44	MG/KG	0.00052	0.0038 J	0.0015	0.00047	0.00058	0.0032
C14-BZ#45	MG/KG	0.00047 U	0.00050 J	0.00049 U	0.00047 U	0.00048 U	0.00028 J
C14-BZ#46	MG/KG	0.00047 U	0.00046 UJ	0.00049 U	0.00047 U	0.00048 U	0.00046 U
C14-BZ#47/#48	MG/KG	0.00080 J	0.0060 J	0.0025	0.00088 J	0.00093 J	0.0049
C14-BZ#50	MG/KG	0.00047 U	0.00046 UJ	0.00049 U	0.00047 U	0.00048 U	0.00046 U
C14-BZ#51	MG/KG	0.00047 U	0.00045 J	0.00049 U	0.00047 U	0.00048 U	0.00046 U
C14-BZ#52	MG/KG	0.0019	0.018 J	0.0073	0.0023	0.0024	0.013
C14-BZ#53	MG/KG	0.00047 U	0.0015 J	0.00040 J	0.00047 U	0.00048 U	0.00077
C14-BZ#54	MG/KG	0.00047 U	0.00046 UJ	0.00049 U	0.00047 U	0.00048 U	0.00046 U
C14-BZ#56/#60	MG/KG	0.00095 U	0.0018 J	0.00063 J	0.00094 U	0.00095 U	0.0013
C14-BZ#63	MG/KG	0.00047 U	0.00038 J	0.00049 U	0.00047 U	0.00048 U	0.00038 J
C14-BZ#64	MG/KG	0.00047 U	0.0022 J	0.0008	0.00047 U	0.00033 J	0.0017
C14-BZ#66	MG/KG	0.00099	0.0043 J	0.0018	0.00071	0.00095	0.0036
C14-BZ#70	MG/KG	0.00064	0.0033 J	0.0015	0.00049	0.00072	0.0028

TABLE 6b - SUMMARY OF SAMPLE DATA FOR POST-SPAWN QUAHOG (MG/KG WET WEIGHT) AREA 2 2013

Parameter	Sample#	NBH13-SF-B-2	NBH13-SF-C-2	NBH13-SF-D-2	NBH13-SF-F-2	NBH13-SF-G-2	NBH13-SF-H2
	Species Species Type Area Station Sample Date Units	Quahogs Meat 2 Station B 8/6/2013	Quahogs Meat 2 Station C 8/6/2013	Quahogs Meat 2 Station D 8/6/2013	Quahogs Meat 2 Station F 8/6/2013	Quahogs Meat 2 Station G 8/6/2013	Quahogs Meat 2 Station H 8/6/2013
C14-BZ#74	MG/KG	0.00038 J	0.0027 J	0.0012	0.00044 J	0.00043 J	0.0022
C14-BZ#76	MG/KG	0.00047 U	0.00046 UJ	0.00049 U	0.00047 U	0.00048 U	0.00046 U
C14-BZ#77	MG/KG	0.00047 U	0.00060 J	0.00031 J	0.00047 U	0.00048 U	0.00066
C14-BZ#81	MG/KG	0.00047 U	0.00046 UJ	0.00049 U	0.00047 U	0.00048 U	0.00046 U
C15-BZ#82	MG/KG	0.00047 U	0.00043 J	0.00049 U	0.00047 U	0.00048 U	0.00044 J
C15-BZ#83	MG/KG	0.00047 U	0.00054 J	0.00049 U	0.00047 U	0.00048 U	0.00056
C15-BZ#85	MG/KG	0.00024 J	0.00097 J	0.00050	0.00047 U	0.00029 J	0.00087
C15-BZ#87	MG/KG	0.00048	0.0019 J	0.00095	0.00033 J	0.00041 J	0.0019
C15-BZ#89	MG/KG	0.00047 U	0.00046 UJ	0.00049 U	0.00047 U	0.00048 U	0.00046 U
C15-BZ#91	MG/KG	0.00034 J	0.0021 J	0.00075	0.00037 J	0.00033 J	0.0016
C15-BZ#92	MG/KG	0.00060	0.0023 J	0.0012	0.00047 J	0.00064	0.0024
C15-BZ#95	MG/KG	0.00095	0.0050 J	0.0020	0.00073	0.00099	0.0044
C15-BZ#97	MG/KG	0.00050	0.0018 J	0.00094	0.00035 J	0.00042 J	0.0016
C15-BZ#99	MG/KG	0.0021	0.0064 J	0.0035	0.0016	0.0020	0.0070
C15-BZ#100	MG/KG	0.00047 U	0.00031 J	0.00049 U	0.00047 U	0.00048 U	0.00046 U
C15-BZ#101/#84	MG/KG	0.0026	0.0094 J	0.0047	0.0019	0.0026	0.0097
C15-BZ#104	MG/KG	0.00047 U	0.00046 UJ	0.00049 U	0.00047 U	0.00048 U	0.00046 U
C15-BZ#105	MG/KG	0.00036 J	0.0013 J	0.00065	0.00047 U	0.00051	0.0013
C15-BZ#107	MG/KG	0.00038 J	0.00073 J	0.00055	0.00047 U	0.00027 J	0.00099
C15-BZ#110	MG/KG	0.0015	0.0062 J	0.0028	0.0010	0.0016	0.0059
C15-BZ#114	MG/KG	0.00047 U	0.00046 UJ	0.00049 U	0.00047 U	0.00048 U	0.00046 U
C15-BZ#118	MG/KG	0.0020	0.0057 J	0.0027	0.0013	0.0018	0.0059
C15-BZ#119	MG/KG	0.00047 U	0.00075 J	0.00034 J	0.00047 U	0.00048 U	0.00073
C15-BZ#123	MG/KG	0.00047 U	0.00044 J	0.00027 J	0.00047 U	0.00048 U	0.00046 U
C15-BZ#124	MG/KG	0.00047 U	0.00027 J	0.00049 U	0.00047 U	0.00048 U	0.00033 J
C15-BZ#126	MG/KG	0.00047 U	0.00046 UJ	0.00049 U	0.00047 U	0.00048 U	0.00046 U
C16-BZ#129	MG/KG	0.00047 U	0.00046 UJ	0.00049 U	0.00047 U	0.00048 U	0.00046 U
C16-BZ#130	MG/KG	0.00047 U	0.00046 J	0.00026 J	0.00047 U	0.00048 U	0.00048
C16-BZ#131	MG/KG	0.00047 U	0.00046 UJ	0.00049 U	0.00047 U	0.00048 U	0.00046 U
C16-BZ#132/#168	MG/KG	0.00095 U	0.0011 J	0.00055 J	0.00094 U	0.00095 U	0.0012
C16-BZ#134	MG/KG	0.00047 U	0.00052 J	0.00035 J	0.00047 U	0.00048 U	0.00054
C16-BZ#135/#144	MG/KG	0.00095 U	0.00096 J	0.00057 J	0.00094 U	0.00095 U	0.0010
C16-BZ#136	MG/KG	0.00047 U	0.00056 J	0.00027 J	0.00047 U	0.00048 U	0.00058
C16-BZ#137	MG/KG	0.00047 U	0.00030 J	0.00049 U	0.00047 U	0.00048 U	0.00034 J
C16-BZ#138/#163	MG/KG	0.0019	0.0048 J	0.0027	0.0010	0.0020	0.0054
C16-BZ#141	MG/KG	0.00047 U	0.00038 J	0.00049 U	0.00047 U	0.00048 U	0.00038 J
C16-BZ#146	MG/KG	0.00055	0.0014 J	0.00093	0.00042 J	0.00061	0.0018
C16-BZ#147	MG/KG	0.00047 U	0.00045 J	0.00049 U	0.00047 U	0.00048 U	0.00047
C16-BZ#149	MG/KG	0.0013	0.0046 J	0.0023	0.00088	0.0012	0.0049
C16-BZ#151	MG/KG	0.00047 U	0.00065 J	0.00033 J	0.00047 U	0.00048 U	0.00068
C16-BZ#153	MG/KG	0.0024	0.0060 J	0.0037	0.0016	0.0022	0.0076
C16-BZ#154	MG/KG	0.00047 U	0.00025 J	0.00049 U	0.00047 U	0.00048 U	0.00030 J
C16-BZ#155	MG/KG	0.00047 U	0.00046 UJ	0.00049 U	0.00047 U	0.00048 U	0.00046 U
C16-BZ#156	MG/KG	0.00047 U	0.00049 J	0.00049 U	0.00047 U	0.00048 U	0.00046
C16-BZ#157	MG/KG	0.00047 U	0.00046 UJ	0.00049 U	0.00047 U	0.00048 U	0.00046 U
C16-BZ#158	MG/KG	0.00047 U	0.00026 J	0.00049 U	0.00047 U	0.00048 U	0.00030 J
C16-BZ#167/#128	MG/KG	0.00095 U	0.0011 J	0.00059 J	0.00094 U	0.00095 U	0.0011
C16-BZ#169	MG/KG	0.00047 U	0.00046 UJ	0.00049 U	0.00047 U	0.00048 U	0.00046 U

TABLE 6b - SUMMARY OF SAMPLE DATA FOR POST-SPAWN QUAHOG (MG/KG WET WEIGHT) AREA 2 2013

Parameter	Sample#	NBH13-SF-B-2	NBH13-SF-C-2	NBH13-SF-D-2	NBH13-SF-F-2	NBH13-SF-G-2	NBH13-SF-H2
	Species Species Type Area Station Sample Date Units	Quahogs Meat 2 Station B 8/6/2013	Quahogs Meat 2 Station C 8/6/2013	Quahogs Meat 2 Station D 8/6/2013	Quahogs Meat 2 Station F 8/6/2013	Quahogs Meat 2 Station G 8/6/2013	Quahogs Meat 2 Station H 8/6/2013
CI7-BZ#170/#190	MG/KG	0.00095 U	0.00092 UJ	0.00098 U	0.00094 U	0.00095 U	0.00092 U
CI7-BZ#171	MG/KG	0.00047 U	0.00046 UJ	0.00049 U	0.00047 U	0.00048 U	0.00046 U
CI7-BZ#172	MG/KG	0.00047 U	0.00046 UJ	0.00049 U	0.00047 U	0.00048 U	0.00046 U
CI7-BZ#173	MG/KG	0.00047 U	0.00046 UJ	0.00049 U	0.00047 U	0.00048 U	0.00046 U
CI7-BZ#174	MG/KG	0.00047 U	0.00036 J	0.00049 U	0.00047 U	0.00048 U	0.00036 J
CI7-BZ#175	MG/KG	0.00047 U	0.00046 UJ	0.00049 U	0.00047 U	0.00048 U	0.00046 U
CI7-BZ#176	MG/KG	0.00047 U	0.00046 UJ	0.00049 U	0.00047 U	0.00048 U	0.00046 U
CI7-BZ#177	MG/KG	0.00047 U	0.00042 J	0.00049 U	0.00047 U	0.00048 U	0.00053
CI7-BZ#178	MG/KG	0.00047 U	0.00046 UJ	0.00049 U	0.00047 U	0.00048 U	0.00046 U
CI7-BZ#180	MG/KG	0.00041 J	0.0011 J	0.00061	0.00027 J	0.00046 J	0.0013
CI7-BZ#182/#187	MG/KG	0.00095 U	0.00087 J	0.00057 J	0.00094 U	0.00095 U	0.0011
CI7-BZ#183	MG/KG	0.00047 U	0.00026 J	0.00049 U	0.00047 U	0.00048 U	0.00026 J
CI7-BZ#184	MG/KG	0.00047 U	0.00046 UJ	0.00049 U	0.00047 U	0.00048 U	0.00046 U
CI7-BZ#185	MG/KG	0.00047 U	0.00046 UJ	0.00049 U	0.00047 U	0.00048 U	0.00046 U
CI7-BZ#188	MG/KG	0.00047 U	0.00046 UJ	0.00049 U	0.00047 U	0.00048 U	0.00046 U
CI7-BZ#189	MG/KG	0.00047 U	0.00046 UJ	0.00049 U	0.00047 U	0.00048 U	0.00046 U
CI7-BZ#191	MG/KG	0.00047 U	0.00046 UJ	0.00049 U	0.00047 U	0.00048 U	0.00046 U
CI7-BZ#193	MG/KG	0.00047 U	0.00046 UJ	0.00049 U	0.00047 U	0.00048 U	0.00046 U
CI8-BZ#194	MG/KG	0.00047 U	0.00046 UJ	0.00049 U	0.00047 U	0.00048 U	0.00046 U
CI8-BZ#195	MG/KG	0.00047 U	0.00046 UJ	0.00049 U	0.00047 U	0.00048 U	0.00046 U
CI8-BZ#196/203	MG/KG	0.00095 U	0.00092 UJ	0.00098 U	0.00094 U	0.00095 U	0.00092 U
CI8-BZ#197	MG/KG	0.00047 U	0.00046 UJ	0.00049 U	0.00047 U	0.00048 U	0.00046 U
CI8-BZ#199	MG/KG	0.00047 U	0.00046 UJ	0.00049 U	0.00047 U	0.00048 U	0.00046 U
CI8-BZ#200	MG/KG	0.00047 U	0.00046 UJ	0.00049 U	0.00047 U	0.00048 U	0.00046 U
CI8-BZ#201	MG/KG	0.00047 U	0.00046 UJ	0.00049 U	0.00047 U	0.00048 U	0.00046 U
CI8-BZ#202	MG/KG	0.00047 U	0.00046 UJ	0.00049 U	0.00047 U	0.00048 U	0.00046 U
CI8-BZ#205	MG/KG	0.00047 U	0.00046 UJ	0.00049 U	0.00047 U	0.00048 U	0.00046 U
CI9-BZ#206	MG/KG	0.00047 U	0.00046 UJ	0.00049 U	0.00047 U	0.00048 U	0.00046 U
CI9-BZ#207	MG/KG	0.00047 U	0.00046 UJ	0.00049 U	0.00047 U	0.00048 U	0.00046 U
CI9-BZ#208	MG/KG	0.00047 U	0.00046 UJ	0.00049 U	0.00047 U	0.00048 U	0.00046 U
CI10-BZ#209	MG/KG	0.00047 U	0.00046 UJ	0.00049 U	0.00047 U	0.00048 U	0.00046 U
Aroclor-1242	MG/KG	0.019 U	0.018 UJ	0.020 U	0.019 U	0.019 U	0.018 U
Aroclor-1248	MG/KG	0.019 U	0.14 J	0.058	0.019 U	0.019 U	0.11
Aroclor-1254	MG/KG	0.034	0.099 J	0.055	0.019 U	0.033	0.11
Aroclor-1260	MG/KG	0.019 U	0.018 UJ	0.020 U	0.019 U	0.019 U	0.018 U

TABLE 6c - SUMMARY OF SAMPLE DATA FOR POST-SPAWN QUAHOG (MG/KG WET WEIGHT) AREA 3 2013

Parameter	Sample#	NBH13-SF-B-3	NBH13-SF-D-3	NBH13-SF-I-3	NBH13-SF-J-3
	Species Species Type Area Station Sample Date Units	Quahogs Meat 3 Station B 8/6/2013	Quahogs Meat 3 Station D 8/6/2013	Quahogs Meat 3 Station I 8/6/2013	Quahogs Meat 3 Station J 8/6/2013
Lipids	PERCENT	0.41	0.22	0.22	0.16
Total PCB Congeners ¹	MG/KG	0.059 J2	0.035 J1	0.040 J1	0.035 J1
Total PCB Congeners Hits ²	MG/KG	0.038	0.0067	0.014	0.0045
Total NOAA Congeners ³	MG/KG	0.020 J2	0.0077 J2	0.011 J2	0.0072 J1
Total WHO Congeners ⁴	MG/KG	0.0058 J2	0.0033 J1	0.0037 J1	0.0033 J1
Total NOAA / WHO Combined ⁵	MG/KG	0.022 J2	0.0098 J1	0.013 J2	0.0094 J1
Total Aroclors ⁶	MG/KG	0.070 J2	0.0094 U	0.0093 U	0.0098 U
C11-BZ#1	MG/KG	0.00047 U	0.00047 U	0.00046 U	0.00049 U
C11-BZ#3	MG/KG	0.00047 U	0.00047 U	0.00046 U	0.00049 U
C12-BZ#4/#10	MG/KG	0.00094 U	0.00093 U	0.00092 U	0.00098 U
C12-BZ#5/#8	MG/KG	0.00094 U	0.00093 U	0.00092 U	0.00098 U
C12-BZ#6	MG/KG	0.00047 U	0.00047 U	0.00046 U	0.00049 U
C12-BZ#7	MG/KG	0.00047 U	0.00047 U	0.00046 U	0.00049 U
C12-BZ#12/#13	MG/KG	0.00094 U	0.00093 U	0.00092 U	0.00098 U
C12-BZ#15	MG/KG	0.00047 U	0.00047 U	0.00046 U	0.00049 U
C13-BZ#16/#32	MG/KG	0.00094 U	0.00093 U	0.00092 U	0.00098 U
C13-BZ#17	MG/KG	0.00047 U	0.00047 U	0.00046 U	0.00049 U
C13-BZ#18	MG/KG	0.00034 J	0.00047 U	0.00046 U	0.00049 U
C13-BZ#19	MG/KG	0.00047 U	0.00047 U	0.00046 U	0.00049 U
C13-BZ#21/#33	MG/KG	0.00094 U	0.00093 U	0.00092 U	0.00098 U
C13-BZ#22	MG/KG	0.00047 U	0.00047 U	0.00046 U	0.00049 U
C13-BZ#24/#27	MG/KG	0.00094 U	0.00093 U	0.00092 U	0.00098 U
C13-BZ#25	MG/KG	0.00030 J	0.00047 U	0.00046 U	0.00049 U
C13-BZ#26	MG/KG	0.00056	0.00047 U	0.00037 J	0.00049 U
C13-BZ#28/#31	MG/KG	0.0018	0.00056 J	0.00076 J	0.00098 U
C13-BZ#29	MG/KG	0.00047 U	0.00047 U	0.00046 U	0.00049 U
C13-BZ#37	MG/KG	0.00047 U	0.00047 U	0.00046 U	0.00049 U
C14-BZ#40	MG/KG	0.00047 U	0.00047 U	0.00046 U	0.00049 U
C14-BZ#41/#71	MG/KG	0.00048 J	0.00093 U	0.00092 U	0.00098 U
C14-BZ#42	MG/KG	0.00027 J	0.00047 U	0.00046 U	0.00049 U
C14-BZ#43/#49	MG/KG	0.0019	0.00055 J	0.0010	0.00098 U
C14-BZ#44	MG/KG	0.00068	0.00047 U	0.00034 J	0.00049 U
C14-BZ#45	MG/KG	0.00047 U	0.00047 U	0.00046 U	0.00049 U
C14-BZ#46	MG/KG	0.00047 U	0.00047 U	0.00046 U	0.00049 U
C14-BZ#47/#48	MG/KG	0.00093 J	0.00093 U	0.00047 J	0.00098 U
C14-BZ#50	MG/KG	0.00047 U	0.00047 U	0.00046 U	0.00049 U
C14-BZ#51	MG/KG	0.00047 U	0.00047 U	0.00046 U	0.00049 U
C14-BZ#52	MG/KG	0.0023	0.00062	0.0013	0.00047 J
C14-BZ#53	MG/KG	0.00047 U	0.00047 U	0.00046 U	0.00049 U
C14-BZ#54	MG/KG	0.00047 U	0.00047 U	0.00046 U	0.00049 U
C14-BZ#56/#60	MG/KG	0.00094 U	0.00093 U	0.00092 U	0.00098 U
C14-BZ#63	MG/KG	0.00047 U	0.00047 U	0.00046 U	0.00049 U
C14-BZ#64	MG/KG	0.00036 J	0.00047 U	0.00046 U	0.00049 U
C14-BZ#66	MG/KG	0.00047 U	0.00027 J	0.00054	0.00025 J
C14-BZ#70	MG/KG	0.00096	0.00047 U	0.00037 J	0.00049 U

TABLE 6c - SUMMARY OF SAMPLE DATA FOR POST-SPAWN QUAHOG (MG/KG WET WEIGHT) AREA 3 2013

Parameter	Sample#	NBH13-SF-B-3	NBH13-SF-D-3	NBH13-SF-I-3	NBH13-SF-J-3
	Species Species Type Area Station Sample Date	Quahogs Meat 3 Station B 8/6/2013	Quahogs Meat 3 Station D 8/6/2013	Quahogs Meat 3 Station I 8/6/2013	Quahogs Meat 3 Station J 8/6/2013
	Units				
C14-BZ#74	MG/KG	0.00050	0.00047 U	0.00046 U	0.00049 U
C14-BZ#76	MG/KG	0.0014	0.00047 U	0.00046 U	0.00049 U
C14-BZ#77	MG/KG	0.00047 U	0.00047 U	0.00046 U	0.00049 U
C14-BZ#81	MG/KG	0.00047 U	0.00047 U	0.00046 U	0.00049 U
C15-BZ#82	MG/KG	0.00047 U	0.00047 U	0.00046 U	0.00049 U
C15-BZ#83	MG/KG	0.00047 U	0.00047 U	0.00046 U	0.00049 U
C15-BZ#85	MG/KG	0.00041 J	0.00047 U	0.00046 U	0.00049 U
C15-BZ#87	MG/KG	0.00058	0.00047 U	0.00046 U	0.00049 U
C15-BZ#89	MG/KG	0.00047 U	0.00047 U	0.00046 U	0.00049 U
C15-BZ#91	MG/KG	0.00039 J	0.00047 U	0.00046 U	0.00049 U
C15-BZ#92	MG/KG	0.00086	0.00047 U	0.00045 J	0.00049 U
C15-BZ#95	MG/KG	0.0012	0.00033 J	0.00056	0.00026 J
C15-BZ#97	MG/KG	0.00064	0.00047 U	0.00046 U	0.00049 U
C15-BZ#99	MG/KG	0.0025	0.00068	0.0012	0.00046 J
C15-BZ#100	MG/KG	0.00047 U	0.00047 U	0.00046 U	0.00049 U
C15-BZ#101/#84	MG/KG	0.0034	0.00076 J	0.0014	0.00069 J
C15-BZ#104	MG/KG	0.00047 U	0.00047 U	0.00046 U	0.00049 U
C15-BZ#105	MG/KG	0.00072	0.00047 U	0.00046 U	0.00049 U
C15-BZ#107	MG/KG	0.00033 J	0.00047 U	0.00046 U	0.00049 U
C15-BZ#110	MG/KG	0.0017	0.00051	0.00094	0.00043 J
C15-BZ#114	MG/KG	0.00047 U	0.00047 U	0.00046 U	0.00049 U
C15-BZ#118	MG/KG	0.0024	0.00052	0.00092	0.00038 J
C15-BZ#119	MG/KG	0.00047 U	0.00047 U	0.00046 U	0.00049 U
C15-BZ#123	MG/KG	0.00047 U	0.00047 U	0.00046 U	0.00049 U
C15-BZ#124	MG/KG	0.00047 U	0.00047 U	0.00046 U	0.00049 U
C15-BZ#126	MG/KG	0.00047 U	0.00047 U	0.00046 U	0.00049 U
C16-BZ#129	MG/KG	0.00047 U	0.00047 U	0.00046 U	0.00049 U
C16-BZ#130	MG/KG	0.00029 J	0.00047 U	0.00046 U	0.00049 U
C16-BZ#131	MG/KG	0.00047 U	0.00047 U	0.00046 U	0.00049 U
C16-BZ#132/#168	MG/KG	0.00049 J	0.00093 U	0.00092 U	0.00098 U
C16-BZ#134	MG/KG	0.00047 U	0.00047 U	0.00046 U	0.00049 U
C16-BZ#135/#144	MG/KG	0.00094 U	0.00093 U	0.00092 U	0.00098 U
C16-BZ#136	MG/KG	0.00047 U	0.00047 U	0.00046 U	0.00049 U
C16-BZ#137	MG/KG	0.00047 U	0.00047 U	0.00046 U	0.00049 U
C16-BZ#138/#163	MG/KG	0.0025	0.00067 J	0.0013	0.00066 J
C16-BZ#141	MG/KG	0.00047 U	0.00047 U	0.00046 U	0.00049 U
C16-BZ#146	MG/KG	0.00072	0.00047 U	0.00037 J	0.00049 U
C16-BZ#147	MG/KG	0.00047 U	0.00047 U	0.00046 U	0.00049 U
C16-BZ#149	MG/KG	0.0016	0.00040 J	0.00066	0.00031 J
C16-BZ#151	MG/KG	0.00047 U	0.00047 U	0.00046 U	0.00049 U
C16-BZ#153	MG/KG	0.0028	0.00083	0.0012	0.00055
C16-BZ#154	MG/KG	0.00047 U	0.00047 U	0.00046 U	0.00049 U
C16-BZ#155	MG/KG	0.00047 U	0.00047 U	0.00046 U	0.00049 U
C16-BZ#156	MG/KG	0.00047 U	0.00047 U	0.00046 U	0.00049 U
C16-BZ#157	MG/KG	0.00047 U	0.00047 U	0.00046 U	0.00049 U
C16-BZ#158	MG/KG	0.00047 U	0.00047 U	0.00046 U	0.00049 U
C16-BZ#167/#128	MG/KG	0.00057 J	0.00093 U	0.00092 U	0.00098 U
C16-BZ#169	MG/KG	0.00047 U	0.00047 U	0.00046 U	0.00049 U

TABLE 6c - SUMMARY OF SAMPLE DATA FOR POST-SPAWN QUAHOG (MG/KG WET WEIGHT) AREA 3 2013

	Sample#	NBH13-SF-B-3	NBH13-SF-D-3	NBH13-SF-I-3	NBH13-SF-J-3
	Species	Quahogs	Quahogs	Quahogs	Quahogs
	Species Type	Meat	Meat	Meat	Meat
	Area	3	3	3	3
	Station	Station B	Station D	Station I	Station J
	Sample Date	8/6/2013	8/6/2013	8/6/2013	8/6/2013
Parameter	Units				
C17-BZ#170/#190	MG/KG	0.00094 U	0.00093 U	0.00092 U	0.00098 U
C17-BZ#171	MG/KG	0.00047 U	0.00047 U	0.00046 U	0.00049 U
C17-BZ#172	MG/KG	0.00047 U	0.00047 U	0.00046 U	0.00049 U
C17-BZ#173	MG/KG	0.00047 U	0.00047 U	0.00046 U	0.00049 U
C17-BZ#174	MG/KG	0.00047 U	0.00047 U	0.00046 U	0.00049 U
C17-BZ#175	MG/KG	0.00047 U	0.00047 U	0.00046 U	0.00049 U
C17-BZ#176	MG/KG	0.00047 U	0.00047 U	0.00046 U	0.00049 U
C17-BZ#177	MG/KG	0.00032 J	0.00047 U	0.00046 U	0.00049 U
C17-BZ#178	MG/KG	0.00047 U	0.00047 U	0.00046 U	0.00049 U
C17-BZ#180	MG/KG	0.00053	0.00047 U	0.00031 J	0.00049 U
C17-BZ#182/#187	MG/KG	0.00094 U	0.00093 U	0.00092 U	0.00098 U
C17-BZ#183	MG/KG	0.00047 U	0.00047 U	0.00046 U	0.00049 U
C17-BZ#184	MG/KG	0.00047 U	0.00047 U	0.00046 U	0.00049 U
C17-BZ#185	MG/KG	0.00047 U	0.00047 U	0.00046 U	0.00049 U
C17-BZ#188	MG/KG	0.00047 U	0.00047 U	0.00046 U	0.00049 U
C17-BZ#189	MG/KG	0.00047 U	0.00047 U	0.00046 U	0.00049 U
C17-BZ#191	MG/KG	0.00047 U	0.00047 U	0.00046 U	0.00049 U
C17-BZ#193	MG/KG	0.00047 U	0.00047 U	0.00046 U	0.00049 U
C18-BZ#194	MG/KG	0.00047 U	0.00047 U	0.00046 U	0.00049 U
C18-BZ#195	MG/KG	0.00047 U	0.00047 U	0.00046 U	0.00049 U
C18-BZ#196/203	MG/KG	0.00094 U	0.00093 U	0.00092 U	0.00098 U
C18-BZ#197	MG/KG	0.00047 U	0.00047 U	0.00046 U	0.00049 U
C18-BZ#199	MG/KG	0.00047 U	0.00047 U	0.00046 U	0.00049 U
C18-BZ#200	MG/KG	0.00047 U	0.00047 U	0.00046 U	0.00049 U
C18-BZ#201	MG/KG	0.00047 U	0.00047 U	0.00046 U	0.00049 U
C18-BZ#202	MG/KG	0.00047 U	0.00047 U	0.00046 U	0.00049 U
C18-BZ#205	MG/KG	0.00047 U	0.00047 U	0.00046 U	0.00049 U
C19-BZ#206	MG/KG	0.00047 U	0.00047 U	0.00046 U	0.00049 U
C19-BZ#207	MG/KG	0.00047 U	0.00047 U	0.00046 U	0.00049 U
C19-BZ#208	MG/KG	0.00047 U	0.00047 U	0.00046 U	0.00049 U
C110-BZ#209	MG/KG	0.00047 U	0.00047 U	0.00046 U	0.00049 U
Aroclor-1242	MG/KG	0.019 U	0.019 U	0.019 U	0.020 U
Aroclor-1248	MG/KG	0.019 U	0.019 U	0.019 U	0.020 U
Aroclor-1254	MG/KG	0.042	0.019 U	0.019 U	0.020 U
Aroclor-1260	MG/KG	0.019 U	0.019 U	0.019 U	0.020 U

TABLE 7a - SUMMARY OF SAMPLE DATA FOR SCUP (MG/KG WET WEIGHT) AREA 2 2013

Parameter	Sample# Species Species Type Area Station Sample Date Units	NBH13-FF-A-2	NBH13-FF-B-2	NBH13-FF-C-2S	NBH13-FF-D-2	NBH13-FF-E-2
		Scup Fillet 2 Station A 5/23/2013	Scup Fillet 2 Station B 5/28/2013	Scup Fillet 2 Station C 5/30/2013	Scup Fillet 2 Station D 5/30/2013	Scup Fillet 2 Station E 6/10/2013
Lipids	PERCENT	1.0	1.0	0.74	0.98	0.77
Total PCB Congeners ¹	MG/KG	0.47 J3	0.68 J3	0.23 J3	0.11 J2	0.67 J3
Total PCB Congeners Hits ²	MG/KG	0.46	0.67	0.22	0.095	0.66
Total NOAA Congeners ³	MG/KG	0.30 J4	0.44 J4	0.11 J4	0.061 J3	0.44 J4
Total WHO Congeners ⁴	MG/KG	0.080 J3	0.12 J4	0.023 J3	0.015 J2	0.12 J4
Total NOAA / WHO Combined ⁵	MG/KG	0.31 J4	0.45 J4	0.12 J3	0.063 J3	0.45 J4
Total Aroclors ⁶	MG/KG	0.98 J4	1.4 J4	0.39 J3	0.20 J3	1.4 J4
C11-BZ#1	MG/KG	0.00048 U	0.00049 U	0.00048 U	0.00049 U	0.00046 U
C11-BZ#3	MG/KG	0.00048 U	0.00049 U	0.00048 U	0.00049 U	0.00046 U
C12-BZ#4/#10	MG/KG	0.00097 U	0.00098 U	0.00062 J	0.00098 U	0.00092 U
C12-BZ#5/#8	MG/KG	0.00097 U	0.00098 U	0.00097 U	0.00098 U	0.00092 U
C12-BZ#6	MG/KG	0.00048 U	0.00049 U	0.00073	0.00049 U	0.00023 J
C12-BZ#7	MG/KG	0.00048 U	0.00049 U	0.00048 U	0.00049 U	0.00046 U
C12-BZ#12/#13	MG/KG	0.00097 U	0.00098 U	0.00097 U	0.00098 U	0.00092 U
C12-BZ#15	MG/KG	0.00048 U	0.00049 U	0.00048 U	0.00049 U	0.00046 U
C13-BZ#16/#32	MG/KG	0.00097 U	0.00098 U	0.0013	0.00098 U	0.00048 J
C13-BZ#17	MG/KG	0.00043 J	0.00047 J	0.0017	0.00026 J	0.00068
C13-BZ#18	MG/KG	0.00071	0.00054	0.0040	0.00051	0.0015
C13-BZ#19	MG/KG	0.00048 U	0.00049 U	0.00036 J	0.00049 U	0.00046 U
C13-BZ#21/#33	MG/KG	0.00097 U	0.00098 U	0.00097 U	0.00098 U	0.00092 U
C13-BZ#22	MG/KG	0.00048 U	0.00049 U	0.00053	0.00049 U	0.00031 J
C13-BZ#24/#27	MG/KG	0.00097 U	0.00098 U	0.00058 J	0.00098 U	0.00092 U
C13-BZ#25	MG/KG	0.00037 J	0.00030 J	0.0017	0.00049 U	0.00079
C13-BZ#26	MG/KG	0.0013	0.0012	0.0048	0.00066	0.0026
C13-BZ#28/#31	MG/KG	0.0032	0.0029	0.0071	0.0010	0.0051
C13-BZ#29	MG/KG	0.00048 U	0.00049 U	0.00048 U	0.00049 U	0.00046 U
C13-BZ#37	MG/KG	0.00048 U	0.00049 U	0.00048 U	0.00049 U	0.00046 U
C14-BZ#40	MG/KG	0.00048 U	0.00049 U	0.00048	0.00049 U	0.00030 J
C14-BZ#41/#71	MG/KG	0.0033	0.0045	0.0029	0.00076 J	0.0039
C14-BZ#42	MG/KG	0.00045 J	0.0015	0.0012	0.00049 U	0.00076
C14-BZ#43/#49	MG/KG	0.012	0.019	0.012	0.0027	0.017
C14-BZ#44	MG/KG	0.00076	0.00057	0.0030	0.00053	0.0016
C14-BZ#45	MG/KG	0.00048 U	0.00049 U	0.00033 J	0.00049 U	0.00046 U
C14-BZ#46	MG/KG	0.00048 U	0.00049 U	0.00048 U	0.00049 U	0.00046 U
C14-BZ#47/#48	MG/KG	0.0099	0.013	0.0055	0.0018	0.014
C14-BZ#50	MG/KG	0.00048 U	0.00049 U	0.00048 U	0.00049 U	0.00046 U
C14-BZ#51	MG/KG	0.00048 U	0.00049 U	0.00038 J	0.00049 U	0.00046 U
C14-BZ#52	MG/KG	0.0090	0.011	0.014	0.0026	0.012
C14-BZ#53	MG/KG	0.00048 U	0.00049 U	0.00067	0.00049 U	0.00027 J
C14-BZ#54	MG/KG	0.00048 U	0.00049 U	0.00048 U	0.00049 U	0.00046 U
C14-BZ#56/#60	MG/KG	0.0012	0.0016	0.0012	0.00098 U	0.0020
C14-BZ#63	MG/KG	0.00082	0.0011	0.00039 J	0.00049 U	0.0011
C14-BZ#64	MG/KG	0.00028 J	0.00049 U	0.0010	0.00049 U	0.00052
C14-BZ#66	MG/KG	0.011	0.014	0.0047	0.0022	0.013
C14-BZ#70	MG/KG	0.00037 J	0.00026 J	0.00078	0.00049 U	0.00058

TABLE 7a - SUMMARY OF SAMPLE DATA FOR SCUP (MG/KG WET WEIGHT) AREA 2 2013

Sample#	Species	Species Type	Area	Station	Sample Date	NBH13-FF-A-2	NBH13-FF-B-2	NBH13-FF-C-2S	NBH13-FF-D-2	NBH13-FF-E-2
						Scup Fillet 2 Station A 5/23/2013	Scup Fillet 2 Station B 5/28/2013	Scup Fillet 2 Station C 5/30/2013	Scup Fillet 2 Station D 5/30/2013	Scup Fillet 2 Station E 6/10/2013
Parameter	Units									
C14-BZ#74	MG/KG					0.0061	0.0079	0.0029	0.0012	0.0092
C14-BZ#76	MG/KG					0.00048 U	0.00049 U	0.00048 U	0.00049 U	0.00046 U
C14-BZ#77	MG/KG					0.00048 U	0.00049 U	0.00044 J	0.00049 U	0.00046 U
C14-BZ#81	MG/KG					0.00048 U	0.00049 U	0.00048 U	0.00049 U	0.00046 U
C15-BZ#82	MG/KG					0.00048 U	0.00049 U	0.00045 J	0.00049 U	0.00046 U
C15-BZ#83	MG/KG					0.00048 U	0.00049 U	0.00045 J	0.00049 U	0.00027 J
C15-BZ#85	MG/KG					0.0043	0.0070	0.0017	0.00098	0.0052
C15-BZ#87	MG/KG					0.00048 U	0.0019	0.0029	0.0010	0.00046 U
C15-BZ#89	MG/KG					0.00048 U	0.00049 U	0.00048 U	0.00049 U	0.00046 U
C15-BZ#91	MG/KG					0.0016	0.0027	0.0024	0.00057	0.0024
C15-BZ#92	MG/KG					0.00073	0.00062	0.0021	0.00052	0.0013
C15-BZ#95	MG/KG					0.0022	0.0026	0.0045	0.0010	0.0036
C15-BZ#97	MG/KG					0.0053	0.0099	0.0031	0.0013	0.0066
C15-BZ#99	MG/KG					0.046	0.068	0.014	0.0081	0.063
C15-BZ#100	MG/KG					0.00068	0.0011	0.00038 J	0.00049 U	0.0011
C15-BZ#101/#84	MG/KG					0.037	0.054	0.016	0.0081	0.050
C15-BZ#104	MG/KG					0.00048 U	0.00049 U	0.00048 U	0.00049 U	0.00046 U
C15-BZ#105	MG/KG					0.0080	0.011	0.0026	0.0016	0.011
C15-BZ#107	MG/KG					0.0038	0.0055	0.0014	0.00085	0.0050
C15-BZ#110	MG/KG					0.0057	0.0084	0.0074	0.0019	0.0079
C15-BZ#114	MG/KG					0.00036 J	0.00056	0.00048 U	0.00049 U	0.00058
C15-BZ#118	MG/KG					0.053	0.075	0.014	0.0082	0.080
C15-BZ#119	MG/KG					0.0023	0.0042	0.0010	0.00044 J	0.0034
C15-BZ#123	MG/KG					0.0010	0.0014	0.00048 U	0.00049 U	0.0014
C15-BZ#124	MG/KG					0.00048 U	0.00049 U	0.00048 U	0.00049 U	0.00046 U
C15-BZ#126	MG/KG					0.00048 U	0.00049 U	0.00048 U	0.00049 U	0.00046 U
C16-BZ#129	MG/KG					0.00048 U	0.00049 U	0.00048 U	0.00049 U	0.00046 U
C16-BZ#130	MG/KG					0.00051	0.00073	0.00056	0.00049 U	0.00074
C16-BZ#131	MG/KG					0.00048 U	0.00049 U	0.00048 U	0.00049 U	0.00046 U
C16-BZ#132/#168	MG/KG					0.00063 J	0.00073 J	0.0013	0.00098 U	0.0011
C16-BZ#134	MG/KG					0.00048 U	0.00049 U	0.00054	0.00049 U	0.00042 J
C16-BZ#135/#144	MG/KG					0.00061 J	0.00090 J	0.00083 J	0.00098 U	0.00091 J
C16-BZ#136	MG/KG					0.00030 J	0.00027 J	0.00059	0.00049 U	0.00047
C16-BZ#137	MG/KG					0.0019	0.0032	0.00052	0.00032 J	0.0026
C16-BZ#138/#163	MG/KG					0.044	0.067	0.014	0.0087	0.059
C16-BZ#141	MG/KG					0.00059	0.00091	0.00054	0.00025 J	0.00069
C16-BZ#146	MG/KG					0.012	0.017	0.0033	0.0025	0.016
C16-BZ#147	MG/KG					0.0014	0.0021	0.00078	0.00039 J	0.0020
C16-BZ#149	MG/KG					0.0073	0.010	0.0074	0.0024	0.0096
C16-BZ#151	MG/KG					0.00073	0.00069	0.0011	0.00035 J	0.0010
C16-BZ#153	MG/KG					0.10	0.15	0.023	0.017	0.15
C16-BZ#154	MG/KG					0.0016	0.0025	0.00067	0.00041 J	0.0024
C16-BZ#155	MG/KG					0.00048 U	0.00049 U	0.00048 U	0.00049 U	0.00046 U
C16-BZ#156	MG/KG					0.0036	0.0060	0.00088	0.00066	0.0051
C16-BZ#157	MG/KG					0.00095	0.0013	0.00048 U	0.00049 U	0.0013
C16-BZ#158	MG/KG					0.0038	0.0070	0.0012	0.00066	0.0055
C16-BZ#167/#128	MG/KG					0.012	0.018	0.0030	0.0022	0.016
C16-BZ#169	MG/KG					0.00048 U	0.00049 U	0.00048 U	0.00049 U	0.00046 U

TABLE 7a - SUMMARY OF SAMPLE DATA FOR SCUP (MG/KG WET WEIGHT) AREA 2 2013

Sample# Species Species Type Area Station Sample Date		NBH13-FF-A-2 Scup Fillet 2 Station A 5/23/2013	NBH13-FF-B-2 Scup Fillet 2 Station B 5/28/2013	NBH13-FF-C-2S Scup Fillet 2 Station C 5/30/2013	NBH13-FF-D-2 Scup Fillet 2 Station D 5/30/2013	NBH13-FF-E-2 Scup Fillet 2 Station E 6/10/2013
Parameter	Units					
CI7-BZ#170/#190	MG/KG	0.0044	0.0076	0.0013	0.0011	0.0068
CI7-BZ#171	MG/KG	0.0013	0.0023	0.00047 J	0.00037 J	0.0019
CI7-BZ#172	MG/KG	0.00039 J	0.00061	0.00025 J	0.00049 U	0.00059
CI7-BZ#173	MG/KG	0.00048 U	0.00049 U	0.00048 U	0.00049 U	0.00046 U
CI7-BZ#174	MG/KG	0.00048 U	0.00049 U	0.00036 J	0.00049 U	0.00024 J
CI7-BZ#175	MG/KG	0.00048 U	0.00035 J	0.00048 U	0.00049 U	0.00028 J
CI7-BZ#176	MG/KG	0.00048 U	0.00049 U	0.00048 U	0.00049 U	0.00046 U
CI7-BZ#177	MG/KG	0.00032 J	0.00026 J	0.00047 J	0.00049 U	0.00046 J
CI7-BZ#178	MG/KG	0.00048 U	0.00049 U	0.00030 J	0.00049 U	0.00030 J
CI7-BZ#180	MG/KG	0.010	0.016	0.0030	0.0029	0.016
CI7-BZ#182/#187	MG/KG	0.0063	0.0091	0.0029	0.0026	0.0089
CI7-BZ#183	MG/KG	0.0031	0.0054	0.0011	0.0011	0.0047
CI7-BZ#184	MG/KG	0.00048 U	0.00049 U	0.00048 U	0.00049 U	0.00046 U
CI7-BZ#185	MG/KG	0.00048 U	0.00049 U	0.00048 U	0.00049 U	0.00046 U
CI7-BZ#188	MG/KG	0.00048 U	0.00049 U	0.00048 U	0.00049 U	0.00046 U
CI7-BZ#189	MG/KG	0.00030 J	0.00047 J	0.00048 U	0.00049 U	0.00038 J
CI7-BZ#191	MG/KG	0.00025 J	0.00045 J	0.00048 U	0.00049 U	0.00034 J
CI7-BZ#193	MG/KG	0.00044 J	0.00070	0.00048 U	0.00049 U	0.00066
CI8-BZ#194	MG/KG	0.0012	0.0018	0.00039 J	0.00048 J	0.0020
CI8-BZ#195	MG/KG	0.00033 J	0.00061	0.00048 U	0.00049 U	0.00062
CI8-BZ#196/203	MG/KG	0.0012	0.0023	0.00064 J	0.00072 J	0.0022
CI8-BZ#197	MG/KG	0.00048 U	0.00049 U	0.00048 U	0.00049 U	0.00046 U
CI8-BZ#199	MG/KG	0.00048 U	0.00049 U	0.00048 U	0.00049 U	0.00046 U
CI8-BZ#200	MG/KG	0.00048 U	0.00041 J	0.00048 U	0.00049 U	0.00039 J
CI8-BZ#201	MG/KG	0.00053	0.00060	0.00043 J	0.00040 J	0.00072
CI8-BZ#202	MG/KG	0.00048 U	0.00049 U	0.00048 U	0.00049 U	0.00029 J
CI8-BZ#205	MG/KG	0.00048 U	0.00049 U	0.00048 U	0.00049 U	0.00046 U
CI9-BZ#206	MG/KG	0.00059	0.0010	0.00033 J	0.00076	0.0010
CI9-BZ#207	MG/KG	0.00048 U	0.00049 U	0.00048 U	0.00049 U	0.00046 U
CI9-BZ#208	MG/KG	0.00048 U	0.00025 J	0.00048 U	0.00029 J	0.00025 J
CI10-BZ#209	MG/KG	0.00025 J	0.00037 J	0.00048 U	0.00049	0.00035 J
Aroclor-1242	MG/KG	0.019 U	0.020 U	0.019 U	0.020 U	0.018 U
Aroclor-1248	MG/KG	0.15	0.23	0.15	0.020 U	0.21
Aroclor-1254	MG/KG	0.73	1.0	0.20	0.15	1.1
Aroclor-1260	MG/KG	0.091	0.15	0.034	0.032	0.14

TABLE 7b - SUMMARY OF SAMPLE DATA FOR SCUP (MG/KG WET WEIGHT) AREA 3 2013

Parameter	Sample# Species Species Type Area Station Sample Date Units	NBH13-FF-A-3S	NBH13-FF-B-3S	NBH13-FF-C-3	NBH13-FF-D-3S	NBH13-FF-E-3S
		Scup Fillet 3 Station A 6/19/2013	Scup Fillet 3 Station B 6/10/2013	Scup Fillet 3 Station C 6/3/2013	Scup Fillet 3 Station D 6/19/2013	Scup Fillet 3 Station E 5/28/2013
Lipids	PERCENT	0.65	0.64	0.96	1.1	1.2
Total PCB Congeners ¹	MG/KG	0.082 J2	0.14 J2	0.26 J3	0.10 J2	1.1 J4
Total PCB Congeners Hits ²	MG/KG	0.062	0.12	0.24	0.082	1.1
Total NOAA Congeners ³	MG/KG	0.041 J3	0.081 J3	0.16 J4	0.054 J3	0.69 J4
Total WHO Congeners ⁴	MG/KG	0.010 J2	0.019 J3	0.039 J3	0.013 J2	0.18 J4
Total NOAA / WHO Combined ⁵	MG/KG	0.044 J3	0.085 J3	0.17 J3	0.057 J3	0.70 J4
Total Aroclors ⁶	MG/KG	0.15 J2	0.30 J3	0.54 J3	0.20 J3	1.9 J4
C11-BZ#1	MG/KG	0.00045 U	0.00050 U	0.00050 U	0.00049 U	0.00044 U
C11-BZ#3	MG/KG	0.00045 U	0.00050 U	0.00050 U	0.00049 U	0.00044 U
C12-BZ#4/#10	MG/KG	0.00091 U	0.00099 U	0.0010 U	0.00097 U	0.00088 U
C12-BZ#5/#8	MG/KG	0.00091 U	0.00099 U	0.0010 U	0.00097 U	0.00088 U
C12-BZ#6	MG/KG	0.00045 U	0.00050 U	0.00050 U	0.00049 U	0.00044 U
C12-BZ#7	MG/KG	0.00045 U	0.00050 U	0.00050 U	0.00049 U	0.00044 U
C12-BZ#12/#13	MG/KG	0.00091 U	0.00099 U	0.0010 U	0.00097 U	0.00088 U
C12-BZ#15	MG/KG	0.00045 U	0.00050 U	0.00050 U	0.00049 U	0.00044 U
C13-BZ#16/#32	MG/KG	0.00091 U	0.00099 U	0.0010 U	0.00097 U	0.00088 U
C13-BZ#17	MG/KG	0.00045 U	0.00050 U	0.00050 U	0.00049 U	0.00051
C13-BZ#18	MG/KG	0.00045 U	0.00050 U	0.00050 U	0.00049 U	0.00085
C13-BZ#19	MG/KG	0.00045 U	0.00050 U	0.00050 U	0.00049 U	0.00044 U
C13-BZ#21/#33	MG/KG	0.00091 U	0.00099 U	0.0010 U	0.00097 U	0.00088 U
C13-BZ#22	MG/KG	0.00045 U	0.00050 U	0.00050 U	0.00049 U	0.00044 U
C13-BZ#24/#27	MG/KG	0.00091 U	0.00099 U	0.0010 U	0.00097 U	0.00088 U
C13-BZ#25	MG/KG	0.00045 U	0.00050 U	0.00050 U	0.00049 U	0.00050
C13-BZ#26	MG/KG	0.00045 U	0.00050 U	0.00053	0.00049 U	0.0020
C13-BZ#28/#31	MG/KG	0.00046 J	0.00099 U	0.0012	0.00060 J	0.0040
C13-BZ#29	MG/KG	0.00045 U	0.00050 U	0.00050 U	0.00049 U	0.00044 U
C13-BZ#37	MG/KG	0.00045 U	0.00050 U	0.00050 U	0.00049 U	0.00044 U
C14-BZ#40	MG/KG	0.00045 U	0.00050 U	0.00050 U	0.00049 U	0.00031 J
C14-BZ#41/#71	MG/KG	0.00091 U	0.00099 U	0.0012	0.00097 U	0.0054
C14-BZ#42	MG/KG	0.00045 U	0.00050 U	0.00030 J	0.00049 U	0.0014
C14-BZ#43/#49	MG/KG	0.0012	0.0016	0.0048	0.0019	0.024
C14-BZ#44	MG/KG	0.00045 U	0.00050 U	0.00055	0.00049 U	0.0016
C14-BZ#45	MG/KG	0.00045 U	0.00050 U	0.00050 U	0.00049 U	0.00044 U
C14-BZ#46	MG/KG	0.00045 U	0.00050 U	0.00050 U	0.00049 U	0.00044 U
C14-BZ#47/#48	MG/KG	0.00089 J	0.0015	0.0035	0.0012	0.016
C14-BZ#50	MG/KG	0.00045 U	0.00050 U	0.00050 U	0.00049 U	0.00044 U
C14-BZ#51	MG/KG	0.00045 U	0.00050 U	0.00050 U	0.00049 U	0.00044 U
C14-BZ#52	MG/KG	0.0012	0.0012	0.0044	0.0019	0.020
C14-BZ#53	MG/KG	0.00045 U	0.00050 U	0.00050 U	0.00049 U	0.00044 U
C14-BZ#54	MG/KG	0.00045 U	0.00050 U	0.00050 U	0.00049 U	0.00044 U
C14-BZ#56/#60	MG/KG	0.00091 U	0.00099 U	0.00057 J	0.00097 U	0.0021
C14-BZ#63	MG/KG	0.00045 U	0.00050 U	0.00038 J	0.00049 U	0.0015
C14-BZ#64	MG/KG	0.00045 U	0.00050 U	0.00050 U	0.00049 U	0.00024 J
C14-BZ#66	MG/KG	0.0012	0.0020	0.0044	0.0019	0.019
C14-BZ#70	MG/KG	0.00045 U	0.00050 U	0.00050 U	0.00049 U	0.00043 J

TABLE 7b - SUMMARY OF SAMPLE DATA FOR SCUP (MG/KG WET WEIGHT) AREA 3 2013

Parameter	Sample# Species Species Type Area Station Sample Date Units	NBH13-FF-A-3S	NBH13-FF-B-3S	NBH13-FF-C-3	NBH13-FF-D-3S	NBH13-FF-E-3S
		Scup Fillet 3 Station A 6/19/2013	Scup Fillet 3 Station B 6/10/2013	Scup Fillet 3 Station C 6/3/2013	Scup Fillet 3 Station D 6/19/2013	Scup Fillet 3 Station E 5/28/2013
C14-BZ#74	MG/KG	0.00054	0.00094	0.0023	0.00092	0.010
C14-BZ#76	MG/KG	0.00045 U	0.00050 U	0.00050 U	0.00049 U	0.00044 U
C14-BZ#77	MG/KG	0.00045 U	0.00050 U	0.00050 U	0.00049 U	0.00044 U
C14-BZ#81	MG/KG	0.00045 U	0.00050 U	0.00050 U	0.00049 U	0.00044 U
C15-BZ#82	MG/KG	0.00045 U	0.00050 U	0.00050 U	0.00049 U	0.00054
C15-BZ#83	MG/KG	0.00045 U	0.00050 U	0.00050 U	0.00049 U	0.00031 J
C15-BZ#85	MG/KG	0.00060	0.0011	0.0020	0.00059	0.010
C15-BZ#87	MG/KG	0.00072	0.0010	0.00050 U	0.00049 U	0.011
C15-BZ#89	MG/KG	0.00045 U	0.00050 U	0.00050 U	0.00049 U	0.00044 U
C15-BZ#91	MG/KG	0.00039 J	0.00033 J	0.0013	0.00047 J	0.0052
C15-BZ#92	MG/KG	0.00033 J	0.00030 J	0.00081	0.00047 J	0.0019
C15-BZ#95	MG/KG	0.00063	0.00062	0.0015	0.00073	0.0066
C15-BZ#97	MG/KG	0.00072	0.0013	0.0027	0.00088	0.014
C15-BZ#99	MG/KG	0.0055	0.011	0.020	0.0077	0.096
C15-BZ#100	MG/KG	0.00045 U	0.00050 U	0.00035 J	0.00049 U	0.0014
C15-BZ#101/#84	MG/KG	0.0051	0.0080	0.017	0.0066	0.087
C15-BZ#104	MG/KG	0.00045 U	0.00050 U	0.00050 U	0.00049 U	0.00044 U
C15-BZ#105	MG/KG	0.00097	0.0016	0.0038	0.0011	0.017
C15-BZ#107	MG/KG	0.00074	0.0013	0.0023	0.0011	0.0085
C15-BZ#110	MG/KG	0.00098	0.0013	0.0039	0.0015	0.015
C15-BZ#114	MG/KG	0.00045 U	0.00050 U	0.00050 U	0.00049 U	0.00076
C15-BZ#118	MG/KG	0.0056	0.011	0.024	0.0077	0.11
C15-BZ#119	MG/KG	0.00026 J	0.00045 J	0.0011	0.00045 J	0.0046
C15-BZ#123	MG/KG	0.00045 U	0.00050 U	0.00060	0.00049 U	0.0023
C15-BZ#124	MG/KG	0.00045 U	0.00050 U	0.00050 U	0.00049 U	0.00044 U
C15-BZ#126	MG/KG	0.00045 U	0.00050 U	0.00050 U	0.00049 U	0.00044 U
C16-BZ#129	MG/KG	0.00045 U	0.00050 U	0.00050 U	0.00049 U	0.00032 J
C16-BZ#130	MG/KG	0.00027 J	0.00028 J	0.00072	0.00030 J	0.0016
C16-BZ#131	MG/KG	0.00045 U	0.00050 U	0.00050 U	0.00049 U	0.00041 J
C16-BZ#132/#168	MG/KG	0.00091 U	0.00099 U	0.0010 U	0.00097 U	0.0016
C16-BZ#134	MG/KG	0.00045 U	0.00050 U	0.00026 J	0.00049 U	0.00051
C16-BZ#135/#144	MG/KG	0.00091 U	0.00099 U	0.0010 U	0.00097 U	0.0017
C16-BZ#136	MG/KG	0.00045 U	0.00050 U	0.00029 J	0.00049 U	0.0010
C16-BZ#137	MG/KG	0.00045 U	0.00044 J	0.0010	0.00024 J	0.0048
C16-BZ#138/#163	MG/KG	0.0069	0.014	0.026	0.0079	0.11
C16-BZ#141	MG/KG	0.00045 U	0.00050 U	0.00056	0.00049 U	0.0021
C16-BZ#146	MG/KG	0.0021	0.0040	0.0073	0.0025	0.026
C16-BZ#147	MG/KG	0.00031 J	0.00044 J	0.00096	0.00043 J	0.0036
C16-BZ#149	MG/KG	0.0020	0.0026	0.0061	0.0028	0.022
C16-BZ#151	MG/KG	0.00036 J	0.00036 J	0.00085	0.00048 J	0.0021
C16-BZ#153	MG/KG	0.012	0.028	0.055	0.017	0.22
C16-BZ#154	MG/KG	0.00030 J	0.00060	0.00093	0.00034 J	0.0033
C16-BZ#155	MG/KG	0.00045 U	0.00050 U	0.00050 U	0.00049 U	0.00044 U
C16-BZ#156	MG/KG	0.00041 J	0.0010	0.0021	0.00055	0.0092
C16-BZ#157	MG/KG	0.00045 U	0.00033 J	0.00055	0.00049 U	0.0020
C16-BZ#158	MG/KG	0.00045 J	0.00091	0.0018	0.00044 J	0.010
C16-BZ#167/#128	MG/KG	0.0016	0.0035	0.0065	0.0017	0.029
C16-BZ#169	MG/KG	0.00045 U	0.00050 U	0.00050 U	0.00049 U	0.00044 U

TABLE 7b - SUMMARY OF SAMPLE DATA FOR SCUP (MG/KG WET WEIGHT) AREA 3 2013

Sample#	Species	Species Type	Area	Station	Sample Date	NBH13-FF-A-3S	NBH13-FF-B-3S	NBH13-FF-C-3	NBH13-FF-D-3S	NBH13-FF-E-3S
						Scup Fillet 3 Station A 6/19/2013	Scup Fillet 3 Station B 6/10/2013	Scup Fillet 3 Station C 6/3/2013	Scup Fillet 3 Station D 6/19/2013	Scup Fillet 3 Station E 5/28/2013
Parameter	Units									
C17-BZ#170/#190	MG/KG	0.00073 J	0.0018	0.0033	0.00085 J	0.012				
C17-BZ#171	MG/KG	0.00045 U	0.00061	0.00085	0.00026 J	0.0032				
C17-BZ#172	MG/KG	0.00045 U	0.00050 U	0.00039 J	0.00049 U	0.0010				
C17-BZ#173	MG/KG	0.00045 U	0.00050 U	0.00050 U	0.00049 U	0.00044 U				
C17-BZ#174	MG/KG	0.00045 U	0.00050 U	0.00026 J	0.00049 U	0.00042 J				
C17-BZ#175	MG/KG	0.00045 U	0.00050 U	0.00050 U	0.00049 U	0.00051				
C17-BZ#176	MG/KG	0.00045 U	0.00050 U	0.00050 U	0.00049 U	0.00035 J				
C17-BZ#177	MG/KG	0.00028 J	0.00030 J	0.00047 J	0.00026 J	0.00069				
C17-BZ#178	MG/KG	0.00045 U	0.00050 U	0.00036 J	0.00049 U	0.00041 J				
C17-BZ#180	MG/KG	0.0018	0.0043	0.0073	0.0024	0.027				
C17-BZ#182/#187	MG/KG	0.0020	0.0041	0.0052	0.0025	0.015				
C17-BZ#183	MG/KG	0.00071	0.0017	0.0022	0.00078	0.0080				
C17-BZ#184	MG/KG	0.00045 U	0.00050 U	0.00050 U	0.00049 U	0.00044 U				
C17-BZ#185	MG/KG	0.00045 U	0.00050 U	0.00050 U	0.00049 U	0.00044 U				
C17-BZ#188	MG/KG	0.00045 U	0.00050 U	0.00050 U	0.00049 U	0.00044 U				
C17-BZ#189	MG/KG	0.00045 U	0.00050 U	0.00050 U	0.00049 U	0.00065				
C17-BZ#191	MG/KG	0.00045 U	0.00050 U	0.00050 U	0.00049 U	0.00064				
C17-BZ#193	MG/KG	0.00045 U	0.00050 U	0.00045 J	0.00049 U	0.0012				
C18-BZ#194	MG/KG	0.00036 J	0.00082	0.0012	0.00046 J	0.0034				
C18-BZ#195	MG/KG	0.00045 U	0.00050 U	0.00030 J	0.00049 U	0.00092				
C18-BZ#196/203	MG/KG	0.00046 J	0.00099 J	0.0012	0.00052 J	0.0036				
C18-BZ#197	MG/KG	0.00045 U	0.00050 U	0.00050 U	0.00049 U	0.00024 J				
C18-BZ#199	MG/KG	0.00045 U	0.00050 U	0.00050 U	0.00049 U	0.00044 U				
C18-BZ#200	MG/KG	0.00045 U	0.00036 J	0.00029 J	0.00049 U	0.00062				
C18-BZ#201	MG/KG	0.00036 J	0.00049 J	0.00074	0.00049	0.0014				
C18-BZ#202	MG/KG	0.00045 U	0.00030 J	0.00031 J	0.00049 U	0.00040 J				
C18-BZ#205	MG/KG	0.00045 U	0.00050 U	0.00050 U	0.00049 U	0.00044 U				
C19-BZ#206	MG/KG	0.00035 J	0.00072	0.00072	0.00046 J	0.0016				
C19-BZ#207	MG/KG	0.00045 U	0.00050 U	0.00050 U	0.00049 U	0.00027 J				
C19-BZ#208	MG/KG	0.00045 U	0.00028 J	0.00027 J	0.00049 U	0.00041 J				
C110-BZ#209	MG/KG	0.00045 U	0.00039 J	0.00027 J	0.00028 J	0.00054				
Aroclor-1242	MG/KG	0.018 U	0.020 U	0.020 U	0.019 U	0.018 U				
Aroclor-1248	MG/KG	0.018 U	0.020 U	0.065	0.019 U	0.018 U				
Aroclor-1254	MG/KG	0.11	0.24	0.39	0.15	1.7				
Aroclor-1260	MG/KG	0.022	0.047	0.076	0.028	0.25				

TABLE 8a - SUMMARY OF SAMPLE DATA FOR TAUTOG (MG/KG WET WEIGHT) AREA 2 2013

Sample#	Species	NBH13-FF-A-2	NBH13-FF-B-2	NBH13-FF-C-2	NBH13-FF-D-2	NBH13-FF-E-2
		Tautog Fillet 2 Station A 6/3/2013	Tautog Fillet 2 Station B 6/3/2013	Tautog Fillet 2 Station C 5/23/2013	Tautog Fillet 2 Station D 5/28/2013	Tautog Fillet 2 Station E 5/28/2013
Species Type	Area					
Station	Sample Date					
Parameter	Units					
Lipids	PERCENT	0.55	0.56	0.74	0.75	0.72
Total PCB Congeners ¹	MG/KG	0.42 J3	0.15 J2	1.2 J4	0.20 J3	0.87 J4
Total PCB Congeners Hits ²	MG/KG	0.41	0.13	1.2	0.19	0.87
Total NOAA Congeners ³	MG/KG	0.28 J4	0.092 J3	0.79 J4	0.11 J3	0.53 J4
Total WHO Congeners ⁴	MG/KG	0.052 J3	0.018 J3	0.19 J4	0.024 J3	0.12 J4
Total NOAA / WHO Combined ⁵	MG/KG	0.28 J4	0.096 J3	0.80 J4	0.12 J3	0.55 J4
Total Aroclors ⁶	MG/KG	0.81 J3	0.31 J3	2.4 J4	0.36 J3	1.6 J4
C11-BZ#1	MG/KG	0.00049 U	0.00050 U	0.00049 U	0.00047 U	0.00043 U
C11-BZ#3	MG/KG	0.00049 U	0.00050 U	0.00049 U	0.00047 U	0.00043 U
C12-BZ#4/#10	MG/KG	0.00098 U	0.00099 U	0.00097 U	0.00094 U	0.00082 J
C12-BZ#5/#8	MG/KG	0.00098 U	0.00099 U	0.00059 J	0.00094 U	0.00084 J
C12-BZ#6	MG/KG	0.00049 U	0.00050 U	0.00067	0.00028 J	0.0012
C12-BZ#7	MG/KG	0.00049 U	0.00050 U	0.00049 U	0.00047 U	0.00024 J
C12-BZ#12/#13	MG/KG	0.00098 U	0.00099 U	0.00097 U	0.00094 U	0.00085 U
C12-BZ#15	MG/KG	0.00049 U	0.00050 U	0.00049 U	0.00047 U	0.00043 U
C13-BZ#16/#32	MG/KG	0.0021	0.00099 U	0.0033	0.0012	0.0070
C13-BZ#17	MG/KG	0.00049 U	0.00050 U	0.0030	0.00077	0.0031
C13-BZ#18	MG/KG	0.00050	0.00026 J	0.0052	0.0018	0.0072
C13-BZ#19	MG/KG	0.00049 U	0.00050 U	0.00035 J	0.00047 U	0.00071
C13-BZ#21/#33	MG/KG	0.00098 U	0.00099 U	0.00095 J	0.00094 U	0.00091
C13-BZ#22	MG/KG	0.00096	0.00050 U	0.0014	0.00049	0.0024
C13-BZ#24/#27	MG/KG	0.00098 U	0.00099 U	0.00087 J	0.00094 U	0.0016
C13-BZ#25	MG/KG	0.0031	0.00027 J	0.0054	0.0015	0.0080
C13-BZ#26	MG/KG	0.014	0.0021	0.011	0.0041	0.022
C13-BZ#28/#31	MG/KG	0.029	0.0038	0.023	0.0075	0.065
C13-BZ#29	MG/KG	0.00049 U	0.00050 U	0.00049 U	0.00047 U	0.00043 U
C13-BZ#37	MG/KG	0.00049 U	0.00050 U	0.00027 J	0.00047 U	0.00043 U
C14-BZ#40	MG/KG	0.00078	0.00026 J	0.0014	0.00044 J	0.0013
C14-BZ#41/#71	MG/KG	0.0065	0.0014	0.013	0.0026	0.016
C14-BZ#42	MG/KG	0.00049 U	0.00050 U	0.0045	0.00052	0.0015
C14-BZ#43/#49	MG/KG	0.012	0.0015	0.039	0.0054	0.044
C14-BZ#44	MG/KG	0.0016	0.00057	0.0048	0.0016	0.0048
C14-BZ#45	MG/KG	0.00035 J	0.00050 U	0.00072	0.00023 J	0.00098
C14-BZ#46	MG/KG	0.00049 U	0.00050 U	0.00049 U	0.00047 U	0.00043 U
C14-BZ#47/#48	MG/KG	0.0012	0.00099 U	0.021	0.0022	0.019
C14-BZ#50	MG/KG	0.00049 U	0.00050 U	0.00049 U	0.00047 U	0.00043 U
C14-BZ#51	MG/KG	0.00049 U	0.00050 U	0.0010	0.00047 U	0.0011
C14-BZ#52	MG/KG	0.035	0.0067	0.038	0.010	0.055
C14-BZ#53	MG/KG	0.00049 U	0.00050 U	0.0017	0.00060	0.0018
C14-BZ#54	MG/KG	0.00049 U	0.00050 U	0.00049 U	0.00047 U	0.00043 U
C14-BZ#56/#60	MG/KG	0.0027	0.00073 J	0.0049	0.0012	0.0061
C14-BZ#63	MG/KG	0.0014	0.00049 J	0.0025	0.00056	0.0026
C14-BZ#64	MG/KG	0.00049 U	0.00050 U	0.0017	0.00043 J	0.0021
C14-BZ#66	MG/KG	0.0038	0.00066	0.026	0.0026	0.020
C14-BZ#70	MG/KG	0.0032	0.0011	0.0053	0.0017	0.0048

TABLE 8a - SUMMARY OF SAMPLE DATA FOR TAUTOG (MG/KG WET WEIGHT) AREA 2 2013

Sample#	Species	NBH13-FF-A-2	NBH13-FF-B-2	NBH13-FF-C-2	NBH13-FF-D-2	NBH13-FF-E-2
		Tautog Fillet 2 Station A 6/3/2013	Tautog Fillet 2 Station B 6/3/2013	Tautog Fillet 2 Station C 5/23/2013	Tautog Fillet 2 Station D 5/28/2013	Tautog Fillet 2 Station E 5/28/2013
Species Type	Area					
Station	Sample Date					
Parameter	Units					
C14-BZ#74	MG/KG	0.011	0.0026	0.017	0.0038	0.026
C14-BZ#76	MG/KG	0.00049 U	0.00050 U	0.00049 U	0.00047 U	0.00043 U
C14-BZ#77	MG/KG	0.00060	0.00050 U	0.00049 U	0.00034 J	0.0014
C14-BZ#81	MG/KG	0.00049 U	0.00050 U	0.00049 U	0.00047 U	0.00052
C15-BZ#82	MG/KG	0.00031 J	0.00050 U	0.0012	0.00025 J	0.00057
C15-BZ#83	MG/KG	0.00049 U	0.00050 U	0.00097	0.00031 J	0.00037 J
C15-BZ#85	MG/KG	0.00068	0.00050 U	0.010	0.00077	0.0037
C15-BZ#87	MG/KG	0.0067	0.0024	0.015	0.0029	0.010
C15-BZ#89	MG/KG	0.00049 U	0.00050 U	0.00049 U	0.00047 U	0.00043 U
C15-BZ#91	MG/KG	0.0028	0.00072	0.0088	0.0015	0.0064
C15-BZ#92	MG/KG	0.0039	0.0017	0.0068	0.0020	0.0054
C15-BZ#95	MG/KG	0.0052	0.0013	0.011	0.0028	0.0086
C15-BZ#97	MG/KG	0.00049 U	0.00050 U	0.0091	0.00083	0.0013
C15-BZ#99	MG/KG	0.00085	0.00036 J	0.036	0.0033	0.014
C15-BZ#100	MG/KG	0.00049 U	0.00050 U	0.0013	0.00047 U	0.00037 J
C15-BZ#101/#84	MG/KG	0.044	0.015	0.089	0.015	0.057
C15-BZ#104	MG/KG	0.00049 U	0.00050 U	0.00049 U	0.00047 U	0.00043 U
C15-BZ#105	MG/KG	0.0077	0.0028	0.022	0.0032	0.015
C15-BZ#107	MG/KG	0.0044	0.0023	0.011	0.0019	0.007
C15-BZ#110	MG/KG	0.0050	0.0014	0.025	0.0045	0.016
C15-BZ#114	MG/KG	0.00051	0.00050 U	0.00099	0.00027 J	0.00097
C15-BZ#118	MG/KG	0.028	0.0080	0.13	0.014	0.078
C15-BZ#119	MG/KG	0.00049 U	0.00050 U	0.0038	0.00032 J	0.00081
C15-BZ#123	MG/KG	0.0011 J	0.00050 U	0.0027	0.00054	0.0022
C15-BZ#124	MG/KG	0.00037 J	0.00050 U	0.00070	0.00047 U	0.00054
C15-BZ#126	MG/KG	0.00049 U	0.00050 U	0.00049 U	0.00047 U	0.00043 U
C16-BZ#129	MG/KG	0.00049 U	0.00050 U	0.00045 J	0.00047 U	0.00043 U
C16-BZ#130	MG/KG	0.0012	0.00073	0.0028	0.00066	0.0018
C16-BZ#131	MG/KG	0.00049 U	0.00050 U	0.00082	0.00047 U	0.00041 J
C16-BZ#132/#168	MG/KG	0.0010	0.00057 J	0.0041	0.00091 J	0.0015
C16-BZ#134	MG/KG	0.00079	0.00046 J	0.0020	0.00050	0.0014
C16-BZ#135/#144	MG/KG	0.00087 J	0.00053 J	0.0032	0.00060 J	0.0013
C16-BZ#136	MG/KG	0.00052	0.00026 J	0.0013	0.00036 J	0.00076
C16-BZ#137	MG/KG	0.0011	0.00041 J	0.0046	0.00051	0.0029
C16-BZ#138/#163	MG/KG	0.014	0.0072	0.10	0.011	0.037
C16-BZ#141	MG/KG	0.00054	0.00031 J	0.0013	0.00033 J	0.00095
C16-BZ#146	MG/KG	0.012	0.0059	0.031	0.0048	0.018
C16-BZ#147	MG/KG	0.0019	0.00090	0.0051	0.00089	0.0036
C16-BZ#149	MG/KG	0.0077	0.0025	0.025	0.0051	0.012
C16-BZ#151	MG/KG	0.0018	0.00092	0.0038	0.00098	0.0027
C16-BZ#153	MG/KG	0.083	0.032	0.27	0.035	0.14
C16-BZ#154	MG/KG	0.00049 U	0.00050 U	0.0015	0.00047 U	0.00043 U
C16-BZ#155	MG/KG	0.00049 U	0.00050 U	0.00049 U	0.00047 U	0.00043 U
C16-BZ#156	MG/KG	0.0039	0.0019	0.0099	0.0015	0.0065
C16-BZ#157	MG/KG	0.0010	0.00051	0.0023	0.00036 J	0.0014
C16-BZ#158	MG/KG	0.0013	0.00029 J	0.012	0.00087	0.0052
C16-BZ#167/#128	MG/KG	0.0081	0.0030	0.029	0.0035	0.015
C16-BZ#169	MG/KG	0.00049 U	0.00050 U	0.00049 U	0.00047 U	0.00043 U

TABLE 8a - SUMMARY OF SAMPLE DATA FOR TAUTOG (MG/KG WET WEIGHT) AREA 2 2013

Sample#	Species	NBH13-FF-A-2	NBH13-FF-B-2	NBH13-FF-C-2	NBH13-FF-D-2	NBH13-FF-E-2
		Tautog Fillet 2 Station A 6/3/2013	Tautog Fillet 2 Station B 6/3/2013	Tautog Fillet 2 Station C 5/23/2013	Tautog Fillet 2 Station D 5/28/2013	Tautog Fillet 2 Station E 5/28/2013
Species Type	Area					
Station	Sample Date					
Parameter	Units					
CI7-BZ#170/#190	MG/KG	0.0038	0.0021	0.0098	0.0014	0.0060
CI7-BZ#171	MG/KG	0.00073	0.00032 J	0.0032	0.00041 J	0.0015
CI7-BZ#172	MG/KG	0.00031 J	0.00030 J	0.00096	0.00047 U	0.00073
CI7-BZ#173	MG/KG	0.00049 U	0.00050 U	0.00049 U	0.00047 U	0.00043 U
CI7-BZ#174	MG/KG	0.00049 U	0.00050 U	0.00058	0.00047 U	0.00024 J
CI7-BZ#175	MG/KG	0.00049 U	0.00050 U	0.00057	0.00047 U	0.00032 J
CI7-BZ#176	MG/KG	0.00049 U	0.00050 U	0.00026 J	0.00047 U	0.00043 U
CI7-BZ#177	MG/KG	0.00078	0.00053	0.0017	0.00045 J	0.0012
CI7-BZ#178	MG/KG	0.00070	0.00045 J	0.0016	0.00042 J	0.0013
CI7-BZ#180	MG/KG	0.0096	0.0051	0.023	0.0035	0.015
CI7-BZ#182/#187	MG/KG	0.0077	0.0039	0.019	0.0034	0.013
CI7-BZ#183	MG/KG	0.0014	0.00066	0.0082	0.00082	0.0030
CI7-BZ#184	MG/KG	0.00049 U	0.00050 U	0.00049 U	0.00047 U	0.00043 U
CI7-BZ#185	MG/KG	0.00049 U	0.00050 U	0.00049 U	0.00047 U	0.00043 U
CI7-BZ#188	MG/KG	0.00049 U	0.00050 U	0.00049 U	0.00047 U	0.00043 U
CI7-BZ#189	MG/KG	0.00029 J	0.00050 U	0.00065	0.00047 U	0.00038 J
CI7-BZ#191	MG/KG	0.00049 U	0.00050 U	0.00059	0.00047 U	0.00037 J
CI7-BZ#193	MG/KG	0.00049	0.00032 J	0.0013	0.00024 J	0.00090
CI8-BZ#194	MG/KG	0.0012	0.00075	0.0023	0.00044 J	0.0015
CI8-BZ#195	MG/KG	0.00026 J	0.00050 U	0.00065	0.00047 U	0.00046
CI8-BZ#196/203	MG/KG	0.0011	0.00068 J	0.0028	0.00050 J	0.0019
CI8-BZ#197	MG/KG	0.00049 U	0.00050 U	0.00049 U	0.00047 U	0.00043 U
CI8-BZ#199	MG/KG	0.00049 U	0.00050 U	0.00049 U	0.00047 U	0.00043 U
CI8-BZ#200	MG/KG	0.00049 U	0.00050 U	0.00056	0.00047 U	0.00034 J
CI8-BZ#201	MG/KG	0.00060	0.00049 J	0.0015	0.00031 J	0.0013
CI8-BZ#202	MG/KG	0.00032 J	0.00050 U	0.00074	0.00047 U	0.00054
CI8-BZ#205	MG/KG	0.00049 U	0.00050 U	0.00049 U	0.00047 U	0.00043 U
CI9-BZ#206	MG/KG	0.00036 J	0.00032 J	0.00090	0.00047 U	0.00059
CI9-BZ#207	MG/KG	0.00049 U	0.00050 U	0.00049 U	0.00047 U	0.00043 U
CI9-BZ#208	MG/KG	0.00049 U	0.00050 U	0.00033 J	0.00047 U	0.00043 U
CI10-BZ#209	MG/KG	0.00049 U	0.00050 U	0.00049 U	0.00047 U	0.00043 U
Aroclor-1242	MG/KG	0.020 U	0.020 U	0.019 U	0.019 U	0.017 U
Aroclor-1248	MG/KG	0.20	0.055	0.37	0.076	0.46
Aroclor-1254	MG/KG	0.52	0.20	1.8	0.23	0.98
Aroclor-1260	MG/KG	0.084	0.048	0.21	0.038	0.14

TABLE 8b - SUMMARY OF SAMPLE DATA FOR TAUTOG (MG/KG WET WEIGHT) AREA 3 2013

Sample#		NBH13-FF-A-3T	NBH13-FF-B-3	NBH13-FF-C-3	NBH13-FF-D-3	NBH13-FF-E-3T
Species		Tautog	Tautog	Tautog	Tautog	Tautog
Species Type		Fillet	Fillet	Fillet	Fillet	Fillet
Area		3	3	3	3	3
Station		Station A	Station B	Station C	Station D	Station E
Sample Date		6/19/2013	6/19/2013	6/10/2013	6/10/2013	5/28/2013
Parameter	Units					
Lipids	PERCENT	0.62	0.49	0.57	0.56	0.62
Total PCB Congeners ¹	MG/KG	0.083 J2	0.051 J2	0.086 J2	0.11 J2	0.20 J3
Total PCB Congeners Hits ²	MG/KG	0.060	0.027	0.065	0.089	0.18
Total NOAA Congeners ³	MG/KG	0.046 J3	0.023 J3	0.048 J3	0.064 J3	0.13 J4
Total WHO Congeners ⁴	MG/KG	0.0089 J2	0.0052 J2	0.011 J2	0.015 J2	0.026 J3
Total NOAA / WHO Combined ⁵	MG/KG	0.049 J3	0.025 J2	0.051 J3	0.067 J3	0.14 J3
Total Aroclors ⁶	MG/KG	0.18 J2	0.10 J2	0.16 J2	0.26 J3	0.45 J3
C11-BZ#1	MG/KG	0.00049 U	0.00043 U	0.00047 U	0.00047 U	0.00048 U
C11-BZ#3	MG/KG	0.00049 U	0.00043 U	0.00047 U	0.00047 U	0.00048 U
C12-BZ#4/#10	MG/KG	0.00098 U	0.00087 U	0.00094 U	0.00093 U	0.00097 U
C12-BZ#5/#8	MG/KG	0.00098 U	0.00087 U	0.00094 U	0.00093 U	0.00097 U
C12-BZ#6	MG/KG	0.00049 U	0.00043 U	0.00047 U	0.00047 U	0.00048 U
C12-BZ#7	MG/KG	0.00049 U	0.00043 U	0.00047 U	0.00047 U	0.00048 U
C12-BZ#12/#13	MG/KG	0.00098 U	0.00087 U	0.00094 U	0.00093 U	0.00097 U
C12-BZ#15	MG/KG	0.00049 U	0.00043 U	0.00047 U	0.00047 U	0.00048 U
C13-BZ#16/#32	MG/KG	0.00098 U	0.00087 U	0.00094 U	0.00093 U	0.00097 U
C13-BZ#17	MG/KG	0.00049 U	0.00043 U	0.00047 U	0.00047 U	0.00048 U
C13-BZ#18	MG/KG	0.00049 U	0.00043 U	0.00047 U	0.00047 U	0.00048 U
C13-BZ#19	MG/KG	0.00049 U	0.00043 U	0.00047 U	0.00047 U	0.00048 U
C13-BZ#21/#33	MG/KG	0.00098 U	0.00087 U	0.00094 U	0.00093 U	0.00097 U
C13-BZ#22	MG/KG	0.00049 U	0.00043 U	0.00047 U	0.00047 U	0.00048 U
C13-BZ#24/#27	MG/KG	0.00098 U	0.00087 U	0.00094 U	0.00093 U	0.00097 U
C13-BZ#25	MG/KG	0.00049 U	0.00043 U	0.00047 U	0.00047 U	0.00025 J
C13-BZ#26	MG/KG	0.00050	0.00043 U	0.00077	0.00060	0.0016
C13-BZ#28/#31	MG/KG	0.0011	0.00087 U	0.0015	0.0015	0.0026
C13-BZ#29	MG/KG	0.00049 U	0.00043 U	0.00047 U	0.00047 U	0.00048 U
C13-BZ#37	MG/KG	0.00049 U	0.00043 U	0.00047 U	0.00047 U	0.00048 U
C14-BZ#40	MG/KG	0.00049 U	0.00043 U	0.00047 U	0.00047 U	0.00026 J
C14-BZ#41/#71	MG/KG	0.00098 U	0.00087 U	0.00080 J	0.00086 J	0.0019
C14-BZ#42	MG/KG	0.00049 U	0.00043 U	0.00047 U	0.00047 U	0.00048 U
C14-BZ#43/#49	MG/KG	0.00055 J	0.00087 U	0.0013	0.0018	0.0025
C14-BZ#44	MG/KG	0.00049 U	0.00043 U	0.00027 J	0.00047 U	0.00034 J
C14-BZ#45	MG/KG	0.00049 U	0.00043 U	0.00047 U	0.00047 U	0.00048 U
C14-BZ#46	MG/KG	0.00049 U	0.00043 U	0.00047 U	0.00047 U	0.00048 U
C14-BZ#47/#48	MG/KG	0.00098 U	0.00087 U	0.00094 U	0.00090 J	0.00097 U
C14-BZ#50	MG/KG	0.00049 U	0.00043 U	0.00047 U	0.00047 U	0.00048 U
C14-BZ#51	MG/KG	0.00049 U	0.00043 U	0.00047 U	0.00047 U	0.00048 U
C14-BZ#52	MG/KG	0.0017	0.00077	0.0028	0.0023	0.0065
C14-BZ#53	MG/KG	0.00049 U	0.00043 U	0.00047 U	0.00047 U	0.00048 U
C14-BZ#54	MG/KG	0.00049 U	0.00043 U	0.00047 U	0.00047 U	0.00048 U
C14-BZ#56/#60	MG/KG	0.00098 U	0.00087 U	0.00094 U	0.00093 U	0.00078 J
C14-BZ#63	MG/KG	0.00049 U	0.00043 U	0.00047 U	0.00047 U	0.00067
C14-BZ#64	MG/KG	0.00049 U	0.00043 U	0.00047 U	0.00047 U	0.00048 U
C14-BZ#66	MG/KG	0.00025 J	0.00043 U	0.00063	0.0013	0.00087
C14-BZ#70	MG/KG	0.00041 J	0.00043 U	0.00055	0.00045 J	0.00094

TABLE 8b - SUMMARY OF SAMPLE DATA FOR TAUTOG (MG/KG WET WEIGHT) AREA 3 2013

Sample#	Species	NBH13-FF-A-3T	NBH13-FF-B-3	NBH13-FF-C-3	NBH13-FF-D-3	NBH13-FF-E-3T
		Tautog Fillet 3 Station A 6/19/2013	Tautog Fillet 3 Station B 6/19/2013	Tautog Fillet 3 Station C 6/10/2013	Tautog Fillet 3 Station D 6/10/2013	Tautog Fillet 3 Station E 5/28/2013
Species Type	Area					
Station						
Sample Date						
Parameter	Units					
C14-BZ#74	MG/KG	0.00097	0.00045	0.0012	0.0014	0.0037
C14-BZ#76	MG/KG	0.00049 U	0.00043 U	0.00047 U	0.00047 U	0.00048 U
C14-BZ#77	MG/KG	0.00049 U	0.00043 U	0.00047 U	0.00047 U	0.00048 U
C14-BZ#81	MG/KG	0.00049 U	0.00043 U	0.00047 U	0.00047 U	0.00048 U
C15-BZ#82	MG/KG	0.00049 U	0.00043 U	0.00047 U	0.00047 U	0.00048 U
C15-BZ#83	MG/KG	0.00049 U	0.00043 U	0.00047 U	0.00047 U	0.00048 U
C15-BZ#85	MG/KG	0.00049 U	0.00043 U	0.00047 U	0.00052	0.00030 J
C15-BZ#87	MG/KG	0.0010	0.00052	0.0012	0.0011	0.0035
C15-BZ#89	MG/KG	0.00049 U	0.00043 U	0.00047 U	0.00047 U	0.00048 U
C15-BZ#91	MG/KG	0.00049 U	0.00043 U	0.00045 J	0.00043 J	0.00088
C15-BZ#92	MG/KG	0.00051	0.00028 J	0.00053	0.00050	0.0013
C15-BZ#95	MG/KG	0.00042 J	0.00043 U	0.00071	0.00047	0.0014
C15-BZ#97	MG/KG	0.00049 U	0.00043 U	0.00047 U	0.00054	0.00048 U
C15-BZ#99	MG/KG	0.00049 U	0.00043 U	0.00033 J	0.0044	0.00039 J
C15-BZ#100	MG/KG	0.00049 U	0.00043 U	0.00047 U	0.00047 U	0.00048 U
C15-BZ#101/#84	MG/KG	0.0065	0.0031	0.0067	0.0072	0.021
C15-BZ#104	MG/KG	0.00049 U	0.00043 U	0.00047 U	0.00047 U	0.00048 U
C15-BZ#105	MG/KG	0.0012	0.00061	0.0014	0.0019	0.0039
C15-BZ#107	MG/KG	0.0014	0.00077	0.0012	0.0013	0.0034
C15-BZ#110	MG/KG	0.00036 J	0.00043 U	0.0010	0.0012	0.0024
C15-BZ#114	MG/KG	0.00049 U	0.00043 U	0.00047 U	0.00047 U	0.00033 J
C15-BZ#118	MG/KG	0.0030	0.0015	0.0047	0.0072	0.012
C15-BZ#119	MG/KG	0.00049 U	0.00043 U	0.00047 U	0.00031 J	0.00048 U
C15-BZ#123	MG/KG	0.00049 U	0.00043 U	0.00047 U	0.00047 U	0.00039 J
C15-BZ#124	MG/KG	0.00049 U	0.00043 U	0.00047 U	0.00047 U	0.00048 U
C15-BZ#126	MG/KG	0.00049 U	0.00043 U	0.00047 U	0.00047 U	0.00048 U
C16-BZ#129	MG/KG	0.00049 U	0.00043 U	0.00047 U	0.00047 U	0.00048 U
C16-BZ#130	MG/KG	0.00031 J	0.00043 U	0.00025 J	0.00027 J	0.00071
C16-BZ#131	MG/KG	0.00049 U	0.00043 U	0.00047 U	0.00047 U	0.00048 U
C16-BZ#132/#168	MG/KG	0.00098 U	0.00087 U	0.00094 U	0.00093 U	0.00097 U
C16-BZ#134	MG/KG	0.00049 U	0.00043 U	0.00047 U	0.00047 U	0.00034 J
C16-BZ#135/#144	MG/KG	0.00098 U	0.00087 U	0.00094 U	0.00093 U	0.00097 U
C16-BZ#136	MG/KG	0.00049 U	0.00043 U	0.00047 U	0.00047 U	0.00048 U
C16-BZ#137	MG/KG	0.00049 U	0.00043 U	0.00047 U	0.00034 J	0.00050
C16-BZ#138/#163	MG/KG	0.0039	0.0020	0.0034	0.0065	0.010
C16-BZ#141	MG/KG	0.00049 U	0.00043 U	0.00047 U	0.00047 U	0.00048 U
C16-BZ#146	MG/KG	0.0037	0.0017	0.0031	0.0040	0.0088
C16-BZ#147	MG/KG	0.00044 J	0.00022 J	0.00043 J	0.00045 J	0.0014
C16-BZ#149	MG/KG	0.0012	0.00064	0.0015	0.0013	0.0030
C16-BZ#151	MG/KG	0.00032 J	0.00043 U	0.00037 J	0.00026 J	0.00082
C16-BZ#153	MG/KG	0.019	0.0085	0.018	0.024	0.055
C16-BZ#154	MG/KG	0.00049 U	0.00043 U	0.00047 U	0.00047 U	0.00048 U
C16-BZ#155	MG/KG	0.00049 U	0.00043 U	0.00047 U	0.00047 U	0.00048 U
C16-BZ#156	MG/KG	0.00089	0.00051	0.00093	0.0011	0.0027
C16-BZ#157	MG/KG	0.00030 J	0.00043 U	0.00027 J	0.00032 J	0.00064
C16-BZ#158	MG/KG	0.00049 U	0.00043 U	0.00024 J	0.00044 J	0.00062
C16-BZ#167/#128	MG/KG	0.0018	0.00093	0.0018	0.0025	0.0046
C16-BZ#169	MG/KG	0.00049 U	0.00043 U	0.00047 U	0.00047 U	0.00048 U

TABLE 8b - SUMMARY OF SAMPLE DATA FOR TAUTOG (MG/KG WET WEIGHT) AREA 3 2013

Sample#		NBH13-FF-A-3T	NBH13-FF-B-3	NBH13-FF-C-3	NBH13-FF-D-3	NBH13-FF-E-3T
Species		Tautog	Tautog	Tautog	Tautog	Tautog
Species Type		Fillet	Fillet	Fillet	Fillet	Fillet
Area		3	3	3	3	3
Station		Station A	Station B	Station C	Station D	Station E
Sample Date		6/19/2013	6/19/2013	6/10/2013	6/10/2013	5/28/2013
Parameter	Units					
CI7-BZ#170/#190	MG/KG	0.0011	0.00072 J	0.0010	0.0013	0.0026
CI7-BZ#171	MG/KG	0.00049 U	0.00043 U	0.00047 U	0.00026 J	0.00053
CI7-BZ#172	MG/KG	0.00049 U	0.00043 U	0.00047 U	0.00047 U	0.00048 U
CI7-BZ#173	MG/KG	0.00049 U	0.00043 U	0.00047 U	0.00047 U	0.00048 U
CI7-BZ#174	MG/KG	0.00049 U	0.00043 U	0.00047 U	0.00047 U	0.00048 U
CI7-BZ#175	MG/KG	0.00049 U	0.00043 U	0.00047 U	0.00047 U	0.00048 U
CI7-BZ#176	MG/KG	0.00049 U	0.00043 U	0.00047 U	0.00047 U	0.00048 U
CI7-BZ#177	MG/KG	0.00049 U	0.00043 U	0.00047 U	0.00047 U	0.00040 J
CI7-BZ#178	MG/KG	0.00030 J	0.00043 U	0.00047 U	0.00025 J	0.00045 J
CI7-BZ#180	MG/KG	0.0029	0.0015	0.0026	0.0034	0.0066
CI7-BZ#182/#187	MG/KG	0.0027	0.0013	0.0020	0.0025	0.0058
CI7-BZ#183	MG/KG	0.00039 J	0.00029 J	0.00034 J	0.00064	0.00091
CI7-BZ#184	MG/KG	0.00049 U	0.00043 U	0.00047 U	0.00047 U	0.00048 U
CI7-BZ#185	MG/KG	0.00049 U	0.00043 U	0.00047 U	0.00047 U	0.00048 U
CI7-BZ#188	MG/KG	0.00049 U	0.00043 U	0.00047 U	0.00047 U	0.00048 U
CI7-BZ#189	MG/KG	0.00049 U	0.00043 U	0.00047 U	0.00047 U	0.00048 U
CI7-BZ#191	MG/KG	0.00049 U	0.00043 U	0.00047 U	0.00047 U	0.00048 U
CI7-BZ#193	MG/KG	0.00049 U	0.00043 U	0.00047 U	0.00047 U	0.00037 J
CI8-BZ#194	MG/KG	0.00046 J	0.00022 J	0.00039 J	0.00052	0.00069
CI8-BZ#195	MG/KG	0.00049 U	0.00043 U	0.00047 U	0.00047 U	0.00048 U
CI8-BZ#196/203	MG/KG	0.00098 U	0.00087 U	0.00094 U	0.00093 U	0.00077 J
CI8-BZ#197	MG/KG	0.00049 U	0.00043 U	0.00047 U	0.00047 U	0.00048 U
CI8-BZ#199	MG/KG	0.00049 U	0.00043 U	0.00047 U	0.00047 U	0.00048 U
CI8-BZ#200	MG/KG	0.00049 U	0.00043 U	0.00047 U	0.00047 U	0.00048 U
CI8-BZ#201	MG/KG	0.00042 J	0.00023 J	0.00047 U	0.00026 J	0.00045 J
CI8-BZ#202	MG/KG	0.00049 U	0.00043 U	0.00047 U	0.00047 U	0.00048 U
CI8-BZ#205	MG/KG	0.00049 U	0.00043 U	0.00047 U	0.00047 U	0.00048 U
CI9-BZ#206	MG/KG	0.00029 J	0.00043 U	0.00027 J	0.00025 J	0.00041 J
CI9-BZ#207	MG/KG	0.00049 U	0.00043 U	0.00047 U	0.00047 U	0.00048 U
CI9-BZ#208	MG/KG	0.00049 U	0.00043 U	0.00047 U	0.00047 U	0.00048 U
CI10-BZ#209	MG/KG	0.00049 U	0.00043 U	0.00047 U	0.00047 U	0.00048 U
Aroclor-1242	MG/KG	0.020 U	0.017 U	0.019 U	0.019 U	0.019 U
Aroclor-1248	MG/KG	0.020 U	0.017 U	0.019 U	0.031	0.066
Aroclor-1254	MG/KG	0.13	0.075	0.13	0.18	0.32
Aroclor-1260	MG/KG	0.029	0.017 U	0.019 U	0.036	0.057

TABLE 9a - SUMMARY OF SAMPLE DATA FOR STRIPED BASS FILET (MG/KG WET WEIGHT) AREA 2 2013

	Sample#	NBH13-FF-A-2
	Species	Striped Bass
	Species Type	Fillet
	Area	2
	Station	No Station
	Sample Date	6/5/2013
Parameter	Units	
Lipids	PERCENT	0.92
Total PCB Congeners ¹	MG/KG	0.21 J3
Total PCB Congeners Hits ²	MG/KG	0.19
Total NOAA Congeners ³	MG/KG	0.12 J4
Total WHO Congeners ⁴	MG/KG	0.024 J3
Total NOAA / WHO Combined ⁵	MG/KG	0.12 J3
Total Aroclors ⁶	MG/KG	0.37 J3
C11-BZ#1	MG/KG	0.00048 U
C11-BZ#3	MG/KG	0.00048 U
C12-BZ#4/#10	MG/KG	0.00095 U
C12-BZ#5/#8	MG/KG	0.00095 U
C12-BZ#6	MG/KG	0.00048 U
C12-BZ#7	MG/KG	0.00048 U
C12-BZ#12/#13	MG/KG	0.00095 U
C12-BZ#15	MG/KG	0.00048 U
C13-BZ#16/#32	MG/KG	0.00095 U
C13-BZ#17	MG/KG	0.00048 U
C13-BZ#18	MG/KG	0.00048 U
C13-BZ#19	MG/KG	0.00048 U
C13-BZ#21/#33	MG/KG	0.00095 U
C13-BZ#22	MG/KG	0.00048 U
C13-BZ#24/#27	MG/KG	0.00095 U
C13-BZ#25	MG/KG	0.00048 U
C13-BZ#26	MG/KG	0.00048 U
C13-BZ#28/#31	MG/KG	0.00052 J
C13-BZ#29	MG/KG	0.00048 U
C13-BZ#37	MG/KG	0.00048 U
C14-BZ#40	MG/KG	0.00048 U
C14-BZ#41/#71	MG/KG	0.00056 J
C14-BZ#42	MG/KG	0.00026 J
C14-BZ#43/#49	MG/KG	0.0019
C14-BZ#44	MG/KG	0.00055
C14-BZ#45	MG/KG	0.00048 U
C14-BZ#46	MG/KG	0.00048 U
C14-BZ#47/#48	MG/KG	0.0014
C14-BZ#50	MG/KG	0.00048 U
C14-BZ#51	MG/KG	0.00048 U
C14-BZ#52	MG/KG	0.0022
C14-BZ#53	MG/KG	0.00048 U
C14-BZ#54	MG/KG	0.00048 U
C14-BZ#56/#60	MG/KG	0.00095 U
C14-BZ#63	MG/KG	0.00048 U
C14-BZ#64	MG/KG	0.00028 J
C14-BZ#66	MG/KG	0.0018
C14-BZ#70	MG/KG	0.00066

TABLE 9a - SUMMARY OF SAMPLE DATA FOR STRIPED BASS FILET (MG/KG WET WEIGHT) AREA 2 2013

	Sample#	NBH13-FF-A-2
	Species	Striped Bass
	Species Type	Fillet
	Area	2
	Station	No Station
	Sample Date	6/5/2013
Parameter	Units	
C14-BZ#74	MG/KG	0.0012
C14-BZ#76	MG/KG	0.00048 U
C14-BZ#77	MG/KG	0.00048 U
C14-BZ#81	MG/KG	0.00048 U
C15-BZ#82	MG/KG	0.00045 J
C15-BZ#83	MG/KG	0.00029 J
C15-BZ#85	MG/KG	0.0014
C15-BZ#87	MG/KG	0.00048 U
C15-BZ#89	MG/KG	0.00048 U
C15-BZ#91	MG/KG	0.00080
C15-BZ#92	MG/KG	0.0022
C15-BZ#95	MG/KG	0.0017
C15-BZ#97	MG/KG	0.0023
C15-BZ#99	MG/KG	0.012
C15-BZ#100	MG/KG	0.00048 U
C15-BZ#101/#84	MG/KG	0.013
C15-BZ#104	MG/KG	0.00048 U
C15-BZ#105	MG/KG	0.0021
C15-BZ#107	MG/KG	0.0019
C15-BZ#110	MG/KG	0.0032
C15-BZ#114	MG/KG	0.00048 U
C15-BZ#118	MG/KG	0.015
C15-BZ#119	MG/KG	0.00073
C15-BZ#123	MG/KG	0.00048 U
C15-BZ#124	MG/KG	0.00048 U
C15-BZ#126	MG/KG	0.00048 U
C16-BZ#129	MG/KG	0.00030 J
C16-BZ#130	MG/KG	0.0012
C16-BZ#131	MG/KG	0.00048 U
C16-BZ#132/#168	MG/KG	0.00099
C16-BZ#134	MG/KG	0.00082
C16-BZ#135/#144	MG/KG	0.00093 J
C16-BZ#136	MG/KG	0.00038 J
C16-BZ#137	MG/KG	0.00058
C16-BZ#138/#163	MG/KG	0.024
C16-BZ#141	MG/KG	0.00095
C16-BZ#146	MG/KG	0.0063
C16-BZ#147	MG/KG	0.00080
C16-BZ#149	MG/KG	0.0058
C16-BZ#151	MG/KG	0.0026
C16-BZ#153	MG/KG	0.036
C16-BZ#154	MG/KG	0.0010
C16-BZ#155	MG/KG	0.00048 U
C16-BZ#156	MG/KG	0.0013
C16-BZ#157	MG/KG	0.00036 J
C16-BZ#158	MG/KG	0.0014
C16-BZ#167/#128	MG/KG	0.0041
C16-BZ#169	MG/KG	0.00048 U

TABLE 9a - SUMMARY OF SAMPLE DATA FOR STRIPED BASS FILET (MG/KG WET WEIGHT) AREA 2 2013

	Sample#	NBH13-FF-A-2
	Species	Striped Bass
	Species Type	Fillet
	Area	2
	Station	No Station
	Sample Date	6/5/2013
Parameter	Units	
CI7-BZ#170/#190	MG/KG	0.0023
CI7-BZ#171	MG/KG	0.00082
CI7-BZ#172	MG/KG	0.00049
CI7-BZ#173	MG/KG	0.00048 U
CI7-BZ#174	MG/KG	0.00067
CI7-BZ#175	MG/KG	0.00048 U
CI7-BZ#176	MG/KG	0.00048 U
CI7-BZ#177	MG/KG	0.0013
CI7-BZ#178	MG/KG	0.0013
CI7-BZ#180	MG/KG	0.0058
CI7-BZ#182/#187	MG/KG	0.0072
CI7-BZ#183	MG/KG	0.0023
CI7-BZ#184	MG/KG	0.00048 U
CI7-BZ#185	MG/KG	0.00048 U
CI7-BZ#188	MG/KG	0.00048 U
CI7-BZ#189	MG/KG	0.00048 U
CI7-BZ#191	MG/KG	0.00048 U
CI7-BZ#193	MG/KG	0.00044 J
CI8-BZ#194	MG/KG	0.00099
CI8-BZ#195	MG/KG	0.00028 J
CI8-BZ#196/203	MG/KG	0.0015
CI8-BZ#197	MG/KG	0.00048 U
CI8-BZ#199	MG/KG	0.00048 U
CI8-BZ#200	MG/KG	0.00046 J
CI8-BZ#201	MG/KG	0.0017
CI8-BZ#202	MG/KG	0.0010
CI8-BZ#205	MG/KG	0.00048 U
CI9-BZ#206	MG/KG	0.0015
CI9-BZ#207	MG/KG	0.00027 J
CI9-BZ#208	MG/KG	0.00088
CI10-BZ#209	MG/KG	0.0011
Aroclor-1242	MG/KG	0.019 U
Aroclor-1248	MG/KG	0.019 U
Aroclor-1254	MG/KG	0.28
Aroclor-1260	MG/KG	0.078

TABLE 9b - SUMMARY OF SAMPLE DATA FOR STRIPED BASS LIVER (MG/KG WET WEIGHT) AREA 2 2013

	Sample#	NBH13-LV-A-2
	Species	Striped Bass
	Species Type	Liver
	Area	2
	Station	No Station
	Sample Date	6/5/2013
Parameter	Units	
Lipids	PERCENT	3.4
Total PCB Congeners ¹	MG/KG	0.64 J3
Total PCB Congeners Hits ²	MG/KG	0.63
Total NOAA Congeners ³	MG/KG	0.39 J4
Total WHO Congeners ⁴	MG/KG	0.078 J3
Total NOAA / WHO Combined ⁵	MG/KG	0.39 J4
Total Aroclors ⁶	MG/KG	1.2 J4
C11-BZ#1	MG/KG	0.00048 U
C11-BZ#3	MG/KG	0.00048 U
C12-BZ#4/#10	MG/KG	0.00097 U
C12-BZ#5/#8	MG/KG	0.00097 U
C12-BZ#6	MG/KG	0.00048 U
C12-BZ#7	MG/KG	0.00048 U
C12-BZ#12/#13	MG/KG	0.00097 U
C12-BZ#15	MG/KG	0.00048 U
C13-BZ#16/#32	MG/KG	0.00097 U
C13-BZ#17	MG/KG	0.00048 U
C13-BZ#18	MG/KG	0.00045 J
C13-BZ#19	MG/KG	0.00048 U
C13-BZ#21/#33	MG/KG	0.00097 U
C13-BZ#22	MG/KG	0.00033 J
C13-BZ#24/#27	MG/KG	0.00097 U
C13-BZ#25	MG/KG	0.00028 J
C13-BZ#26	MG/KG	0.00069
C13-BZ#28/#31	MG/KG	0.0019
C13-BZ#29	MG/KG	0.00048 U
C13-BZ#37	MG/KG	0.00048 U
C14-BZ#40	MG/KG	0.00045 J
C14-BZ#41/#71	MG/KG	0.0020
C14-BZ#42	MG/KG	0.00080
C14-BZ#43/#49	MG/KG	0.0060
C14-BZ#44	MG/KG	0.0017
C14-BZ#45	MG/KG	0.00048 U
C14-BZ#46	MG/KG	0.00048 U
C14-BZ#47/#48	MG/KG	0.0040
C14-BZ#50	MG/KG	0.00048 U
C14-BZ#51	MG/KG	0.00048 U
C14-BZ#52	MG/KG	0.0067
C14-BZ#53	MG/KG	0.00031 J
C14-BZ#54	MG/KG	0.00048 U
C14-BZ#56/#60	MG/KG	0.0015
C14-BZ#63	MG/KG	0.00056
C14-BZ#64	MG/KG	0.00070
C14-BZ#66	MG/KG	0.0058
C14-BZ#70	MG/KG	0.0022

TABLE 9b - SUMMARY OF SAMPLE DATA FOR STRIPED BASS LIVER (MG/KG WET WEIGHT) AREA 2 2013

	Sample#	NBH13-LV-A-2
	Species	Striped Bass
	Species Type	Liver
	Area	2
	Station	No Station
	Sample Date	6/5/2013
Parameter	Units	
C14-BZ#74	MG/KG	0.0037
C14-BZ#76	MG/KG	0.00048 U
C14-BZ#77	MG/KG	0.00048 U
C14-BZ#81	MG/KG	0.00048 U
C15-BZ#82	MG/KG	0.0014
C15-BZ#83	MG/KG	0.00075
C15-BZ#85	MG/KG	0.0044
C15-BZ#87	MG/KG	0.00048 U
C15-BZ#89	MG/KG	0.00048 U
C15-BZ#91	MG/KG	0.0025
C15-BZ#92	MG/KG	0.0075
C15-BZ#95	MG/KG	0.0055
C15-BZ#97	MG/KG	0.0069
C15-BZ#99	MG/KG	0.039
C15-BZ#100	MG/KG	0.00065
C15-BZ#101/#84	MG/KG	0.042
C15-BZ#104	MG/KG	0.00048 U
C15-BZ#105	MG/KG	0.0071
C15-BZ#107	MG/KG	0.0062
C15-BZ#110	MG/KG	0.010
C15-BZ#114	MG/KG	0.00039 J
C15-BZ#118	MG/KG	0.050
C15-BZ#119	MG/KG	0.0021
C15-BZ#123	MG/KG	0.00048 U
C15-BZ#124	MG/KG	0.00061
C15-BZ#126	MG/KG	0.00048 U
C16-BZ#129	MG/KG	0.00085
C16-BZ#130	MG/KG	0.0036
C16-BZ#131	MG/KG	0.00043 J
C16-BZ#132/#168	MG/KG	0.0028
C16-BZ#134	MG/KG	0.0026
C16-BZ#135/#144	MG/KG	0.0029
C16-BZ#136	MG/KG	0.0012
C16-BZ#137	MG/KG	0.0019
C16-BZ#138/#163	MG/KG	0.079
C16-BZ#141	MG/KG	0.0029
C16-BZ#146	MG/KG	0.022
C16-BZ#147	MG/KG	0.0025
C16-BZ#149	MG/KG	0.018
C16-BZ#151	MG/KG	0.0083
C16-BZ#153	MG/KG	0.12
C16-BZ#154	MG/KG	0.0030
C16-BZ#155	MG/KG	0.00048 U
C16-BZ#156	MG/KG	0.0044
C16-BZ#157	MG/KG	0.0011
C16-BZ#158	MG/KG	0.0044
C16-BZ#167/#128	MG/KG	0.014
C16-BZ#169	MG/KG	0.00048 U

TABLE 9b - SUMMARY OF SAMPLE DATA FOR STRIPED BASS LIVER (MG/KG WET WEIGHT) AREA 2 2013

	Sample#	NBH13-LV-A-2
	Species	Striped Bass
	Species Type	Liver
	Area	2
	Station	No Station
	Sample Date	6/5/2013
Parameter	Units	
CI7-BZ#170/#190	MG/KG	0.0072
CI7-BZ#171	MG/KG	0.0027
CI7-BZ#172	MG/KG	0.0015
CI7-BZ#173	MG/KG	0.00048 U
CI7-BZ#174	MG/KG	0.0020
CI7-BZ#175	MG/KG	0.00061
CI7-BZ#176	MG/KG	0.00033 J
CI7-BZ#177	MG/KG	0.0037
CI7-BZ#178	MG/KG	0.0044
CI7-BZ#180	MG/KG	0.017
CI7-BZ#182/#187	MG/KG	0.023
CI7-BZ#183	MG/KG	0.0069
CI7-BZ#184	MG/KG	0.00048 U
CI7-BZ#185	MG/KG	0.00037 J
CI7-BZ#188	MG/KG	0.00034 J
CI7-BZ#189	MG/KG	0.0004 J
CI7-BZ#191	MG/KG	0.00033 J
CI7-BZ#193	MG/KG	0.0013
CI8-BZ#194	MG/KG	0.0028
CI8-BZ#195	MG/KG	0.00081
CI8-BZ#196/203	MG/KG	0.0041
CI8-BZ#197	MG/KG	0.00042 J
CI8-BZ#199	MG/KG	0.00048 U
CI8-BZ#200	MG/KG	0.0014
CI8-BZ#201	MG/KG	0.0051
CI8-BZ#202	MG/KG	0.0058
CI8-BZ#205	MG/KG	0.00048 U
CI9-BZ#206	MG/KG	0.0042
CI9-BZ#207	MG/KG	0.00077
CI9-BZ#208	MG/KG	0.0027
CI10-BZ#209	MG/KG	0.0033
Aroclor-1242	MG/KG	0.019 U
Aroclor-1248	MG/KG	0.067
Aroclor-1254	MG/KG	0.92
Aroclor-1260	MG/KG	0.20

TABLE 9c - SUMMARY OF SAMPLE DATA FOR STRIPED BASS STOMACH CONTENTS (MG/KG WET WEIGHT) AREA 2 2013

	Sample#	NBH13-SC-A-2
	Species	Striped Bass
	Species Type	Stomach Contents
	Area	2
	Station	No Station
	Sample Date	6/5/2013
Parameter	Units	
Lipids	PERCENT	1.5
Total PCB Congeners ¹	MG/KG	0.14 J2
Total PCB Congeners Hits ²	MG/KG	0.12
Total NOAA Congeners ³	MG/KG	0.075 J3
Total WHO Congeners ⁴	MG/KG	0.017 J2
Total NOAA / WHO Combined ⁵	MG/KG	0.078 J3
Total Aroclors ⁶	MG/KG	0.23 J3
C11-BZ#1	MG/KG	0.00050 U
C11-BZ#3	MG/KG	0.00050 U
C12-BZ#4/#10	MG/KG	0.0010 U
C12-BZ#5/#8	MG/KG	0.0010 U
C12-BZ#6	MG/KG	0.00050 U
C12-BZ#7	MG/KG	0.00050 U
C12-BZ#12/#13	MG/KG	0.0010 U
C12-BZ#15	MG/KG	0.00050 U
C13-BZ#16/#32	MG/KG	0.0010 U
C13-BZ#17	MG/KG	0.00050 U
C13-BZ#18	MG/KG	0.00050 U
C13-BZ#19	MG/KG	0.00050 U
C13-BZ#21/#33	MG/KG	0.0010 U
C13-BZ#22	MG/KG	0.00050 U
C13-BZ#24/#27	MG/KG	0.0010 U
C13-BZ#25	MG/KG	0.00050 U
C13-BZ#26	MG/KG	0.00050 U
C13-BZ#28/#31	MG/KG	0.0010 U
C13-BZ#29	MG/KG	0.00050 U
C13-BZ#37	MG/KG	0.00050 U
C14-BZ#40	MG/KG	0.00050 U
C14-BZ#41/#71	MG/KG	0.0010 U
C14-BZ#42	MG/KG	0.00027 J
C14-BZ#43/#49	MG/KG	0.0016
C14-BZ#44	MG/KG	0.00047 J
C14-BZ#45	MG/KG	0.00050 U
C14-BZ#46	MG/KG	0.00050 U
C14-BZ#47/#48	MG/KG	0.0011
C14-BZ#50	MG/KG	0.00050 U
C14-BZ#51	MG/KG	0.00050 U
C14-BZ#52	MG/KG	0.0018
C14-BZ#53	MG/KG	0.00050 U
C14-BZ#54	MG/KG	0.00050 U
C14-BZ#56/#60	MG/KG	0.0010 U
C14-BZ#63	MG/KG	0.00050 U
C14-BZ#64	MG/KG	0.00026 J
C14-BZ#66	MG/KG	0.0015
C14-BZ#70	MG/KG	0.00060

TABLE 9c - SUMMARY OF SAMPLE DATA FOR STRIPED BASS STOMACH CONTENTS (MG/KG WET WEIGHT) AREA 2 2013

	Sample#	NBH13-SC-A-2
	Species	Striped Bass
	Species Type	Stomach Contents
	Area	2
	Station	No Station
	Sample Date	6/5/2013
Parameter	Units	
C14-BZ#74	MG/KG	0.00093
C14-BZ#76	MG/KG	0.00050 U
C14-BZ#77	MG/KG	0.00050 U
C14-BZ#81	MG/KG	0.00050 U
C15-BZ#82	MG/KG	0.00037 J
C15-BZ#83	MG/KG	0.00050 U
C15-BZ#85	MG/KG	0.0010
C15-BZ#87	MG/KG	0.00050 U
C15-BZ#89	MG/KG	0.00050 U
C15-BZ#91	MG/KG	0.00062
C15-BZ#92	MG/KG	0.0018
C15-BZ#95	MG/KG	0.0014
C15-BZ#97	MG/KG	0.0018
C15-BZ#99	MG/KG	0.0086
C15-BZ#100	MG/KG	0.00050 U
C15-BZ#101/#84	MG/KG	0.0097
C15-BZ#104	MG/KG	0.00050 U
C15-BZ#105	MG/KG	0.0016
C15-BZ#107	MG/KG	0.0014
C15-BZ#110	MG/KG	0.0025
C15-BZ#114	MG/KG	0.00050 U
C15-BZ#118	MG/KG	0.010
C15-BZ#119	MG/KG	0.00053
C15-BZ#123	MG/KG	0.00050 U
C15-BZ#124	MG/KG	0.00050 U
C15-BZ#126	MG/KG	0.00050 U
C16-BZ#129	MG/KG	0.00050 U
C16-BZ#130	MG/KG	0.00074
C16-BZ#131	MG/KG	0.00050 U
C16-BZ#132/#168	MG/KG	0.00064 J
C16-BZ#134	MG/KG	0.00053
C16-BZ#135/#144	MG/KG	0.00063 J
C16-BZ#136	MG/KG	0.00026 J
C16-BZ#137	MG/KG	0.00040 J
C16-BZ#138/#163	MG/KG	0.015
C16-BZ#141	MG/KG	0.00058
C16-BZ#146	MG/KG	0.0039
C16-BZ#147	MG/KG	0.00054
C16-BZ#149	MG/KG	0.0040
C16-BZ#151	MG/KG	0.0018
C16-BZ#153	MG/KG	0.021
C16-BZ#154	MG/KG	0.00061
C16-BZ#155	MG/KG	0.00050 U
C16-BZ#156	MG/KG	0.00083
C16-BZ#157	MG/KG	0.00050 U
C16-BZ#158	MG/KG	0.00089
C16-BZ#167/#128	MG/KG	0.0027
C16-BZ#169	MG/KG	0.00050 U

TABLE 9c - SUMMARY OF SAMPLE DATA FOR STRIPED BASS STOMACH CONTENTS (MG/KG WET WEIGHT) AREA 2 2013

	Sample#	NBH13-SC-A-2
	Species	Striped Bass
	Species Type	Stomach Contents
	Area	2
	Station	No Station
	Sample Date	6/5/2013
Parameter	Units	
CI7-BZ#170/#190	MG/KG	0.0013
CI7-BZ#171	MG/KG	0.00052
CI7-BZ#172	MG/KG	0.00030 J
CI7-BZ#173	MG/KG	0.00050 U
CI7-BZ#174	MG/KG	0.00041 J
CI7-BZ#175	MG/KG	0.00050 U
CI7-BZ#176	MG/KG	0.00050 U
CI7-BZ#177	MG/KG	0.00067
CI7-BZ#178	MG/KG	0.00072
CI7-BZ#180	MG/KG	0.0030
CI7-BZ#182/#187	MG/KG	0.0041
CI7-BZ#183	MG/KG	0.0013
CI7-BZ#184	MG/KG	0.00050 U
CI7-BZ#185	MG/KG	0.00050 U
CI7-BZ#188	MG/KG	0.00050 U
CI7-BZ#189	MG/KG	0.00050 U
CI7-BZ#191	MG/KG	0.00050 U
CI7-BZ#193	MG/KG	0.00050 U
CI8-BZ#194	MG/KG	0.00053
CI8-BZ#195	MG/KG	0.00050 U
CI8-BZ#196/203	MG/KG	0.00084 J
CI8-BZ#197	MG/KG	0.00050 U
CI8-BZ#199	MG/KG	0.00050 U
CI8-BZ#200	MG/KG	0.00026 J
CI8-BZ#201	MG/KG	0.00092
CI8-BZ#202	MG/KG	0.00065
CI8-BZ#205	MG/KG	0.00050 U
CI9-BZ#206	MG/KG	0.00077
CI9-BZ#207	MG/KG	0.00050 U
CI9-BZ#208	MG/KG	0.00043 J
CI10-BZ#209	MG/KG	0.00065
Aroclor-1242	MG/KG	0.020 U
Aroclor-1248	MG/KG	0.020 U
Aroclor-1254	MG/KG	0.17
Aroclor-1260	MG/KG	0.043

TABLE 9d - SUMMARY OF SAMPLE DATA FOR STRIPED BASS FILET (MG/KG WET WEIGHT) AREA 3 2013

Parameter	Sample#	NBH13-FF-A-3	NBH13-FF-B-3	NBH13-FF-C-3	NBH13-FF-D-3	NBH13-FF-E-3
	Species Species Type Area Station Sample Date Units	Striped Bass Fillet 3 No Station 6/4/2013	Striped Bass Fillet 3 No Station 6/4/2013	Striped Bass Fillet 3 No Station 6/4/2013	Striped Bass Fillet 3 No Station 6/4/2013	Striped Bass Fillet 3 No Station 6/4/2013
Lipids	PERCENT	0.87	2.7	1.2	0.98	1.4
Total PCB Congeners ¹	MG/KG	0.33 J3	0.21 J3	0.20 J3	0.27 J3	0.13 J2
Total PCB Congeners Hits ²	MG/KG	0.32	0.20	0.19	0.26	0.12
Total NOAA Congeners ³	MG/KG	0.19 J4	0.11 J4	0.10 J4	0.13 J4	0.064 J3
Total WHO Congeners ⁴	MG/KG	0.042 J3	0.025 J3	0.02 J3	0.018 J2	0.014 J2
Total NOAA / WHO Combined ⁵	MG/KG	0.20 J3	0.11 J3	0.10 J3	0.13 J3	0.066 J3
Total Aroclors ⁶	MG/KG	0.62 J3	0.36 J3	0.34 J3	0.40 J3	0.20 J2
C11-BZ#1	MG/KG	0.00049 U	0.00049 U	0.00049 U	0.00049 U	0.00050 U
C11-BZ#3	MG/KG	0.00049 U	0.00049 U	0.00049 U	0.00049 U	0.00050 U
C12-BZ#4/#10	MG/KG	0.00099 U	0.00098 U	0.00098 U	0.00098 U	0.0010 U
C12-BZ#5/#8	MG/KG	0.00099 U	0.00098 U	0.00098 U	0.0015	0.0010 U
C12-BZ#6	MG/KG	0.00049 U	0.00049 U	0.00049 U	0.0018	0.00050 U
C12-BZ#7	MG/KG	0.00049 U	0.00049 U	0.00049 U	0.00049 U	0.00050 U
C12-BZ#12/#13	MG/KG	0.00099 U	0.00098 U	0.00098 U	0.00098 U	0.0010 U
C12-BZ#15	MG/KG	0.00049 U	0.00049 U	0.00049 U	0.00049 U	0.00050 U
C13-BZ#16/#32	MG/KG	0.00099 U	0.00098 U	0.00098 U	0.0038	0.0010 U
C13-BZ#17	MG/KG	0.00049 U	0.00049 U	0.00049 U	0.0035	0.00050 U
C13-BZ#18	MG/KG	0.00049 U	0.00036 J	0.00028 J	0.0076	0.00050 U
C13-BZ#19	MG/KG	0.00049 U	0.00049 U	0.00049 U	0.00067	0.00050 U
C13-BZ#21/#33	MG/KG	0.00099 U	0.00098 U	0.00098 U	0.00061 J	0.0010 U
C13-BZ#22	MG/KG	0.00049 U	0.00049 U	0.00049 U	0.00082	0.00050 U
C13-BZ#24/#27	MG/KG	0.00099 U	0.00098 U	0.00098 U	0.0016	0.0010 U
C13-BZ#25	MG/KG	0.00049 U	0.00049 U	0.00049 U	0.0048	0.00050 U
C13-BZ#26	MG/KG	0.00030 J	0.00051	0.00045 J	0.0096	0.00036 J
C13-BZ#28/#31	MG/KG	0.00070 J	0.0015	0.0011	0.016	0.00082 J
C13-BZ#29	MG/KG	0.00049 U	0.00049 U	0.00049 U	0.00049 U	0.00050 U
C13-BZ#37	MG/KG	0.00049 U	0.00049 U	0.00049 U	0.00049 U	0.00050 U
C14-BZ#40	MG/KG	0.00025 J	0.00029 J	0.00036 J	0.00063	0.00050 U
C14-BZ#41/#71	MG/KG	0.00099	0.0012	0.00096 J	0.0029	0.00079 J
C14-BZ#42	MG/KG	0.00044 J	0.00059	0.00061	0.0014	0.00035 J
C14-BZ#43/#49	MG/KG	0.0041	0.0041	0.0031	0.015	0.0026
C14-BZ#44	MG/KG	0.00083	0.0014	0.0011	0.0039	0.00078
C14-BZ#45	MG/KG	0.00049 U	0.00049 U	0.00049 U	0.00043 J	0.00050 U
C14-BZ#46	MG/KG	0.00049 U	0.00049 U	0.00049 U	0.00048 J	0.00050 U
C14-BZ#47/#48	MG/KG	0.0021	0.0029	0.0021	0.0057	0.0016
C14-BZ#50	MG/KG	0.00049 U	0.00049 U	0.00049 U	0.00049 U	0.00050 U
C14-BZ#51	MG/KG	0.00049 U	0.00049 U	0.00049 U	0.00099	0.00050 U
C14-BZ#52	MG/KG	0.0048	0.0043	0.0038	0.017	0.0030
C14-BZ#53	MG/KG	0.00049 U	0.00029 J	0.00049 U	0.0022	0.00050 U
C14-BZ#54	MG/KG	0.00049 U	0.00049 U	0.00049 U	0.00049 U	0.00050 U
C14-BZ#56/#60	MG/KG	0.00072 J	0.00082 J	0.00072 J	0.0010	0.0010 U
C14-BZ#63	MG/KG	0.00037 J	0.00028 J	0.00049 U	0.00030 J	0.00050 U
C14-BZ#64	MG/KG	0.00044 J	0.00068	0.00065	0.0025	0.00041 J
C14-BZ#66	MG/KG	0.0029	0.0034	0.0027	0.0031	0.0019
C14-BZ#70	MG/KG	0.0011	0.0013	0.0015	0.0019	0.00086

TABLE 9d - SUMMARY OF SAMPLE DATA FOR STRIPED BASS FILET (MG/KG WET WEIGHT) AREA 3 2013

Sample# Species Species Type Area Station Sample Date Parameter Units		NBH13-FF-A-3 Striped Bass Fillet 3 No Station 6/4/2013	NBH13-FF-B-3 Striped Bass Fillet 3 No Station 6/4/2013	NBH13-FF-C-3 Striped Bass Fillet 3 No Station 6/4/2013	NBH13-FF-D-3 Striped Bass Fillet 3 No Station 6/4/2013	NBH13-FF-E-3 Striped Bass Fillet 3 No Station 6/4/2013
C14-BZ#74	MG/KG	0.0024	0.0020	0.0015	0.0021	0.0010
C14-BZ#76	MG/KG	0.00049 U	0.00049 U	0.00049 U	0.00049 U	0.00050 U
C14-BZ#77	MG/KG	0.00049 U	0.00049 U	0.00049 U	0.00049 U	0.00050 U
C14-BZ#81	MG/KG	0.00049 U	0.00049 U	0.00049 U	0.00049 U	0.00050 U
C15-BZ#82	MG/KG	0.00071	0.00059	0.00057	0.00045 J	0.00037 J
C15-BZ#83	MG/KG	0.00031 J	0.00047 J	0.00045 J	0.00054	0.00038 J
C15-BZ#85	MG/KG	0.0017	0.0018	0.0016	0.0012	0.0010
C15-BZ#87	MG/KG	0.0045	0.0028	0.0024	0.00049 U	0.00050 U
C15-BZ#89	MG/KG	0.00049 U	0.00049 U	0.00049 U	0.00049 U	0.00050 U
C15-BZ#91	MG/KG	0.0018	0.0014	0.0013	0.0025	0.00090
C15-BZ#92	MG/KG	0.0044	0.0024	0.0026	0.0027	0.0018
C15-BZ#95	MG/KG	0.0034	0.0028	0.0027	0.0048	0.0021
C15-BZ#97	MG/KG	0.0035	0.0031	0.0031	0.0031	0.0020
C15-BZ#99	MG/KG	0.020	0.014	0.012	0.011	0.0076
C15-BZ#100	MG/KG	0.00030 J	0.00026 J	0.00027 J	0.00033 J	0.00050 U
C15-BZ#101/#84	MG/KG	0.025	0.015	0.014	0.014	0.0093
C15-BZ#104	MG/KG	0.00049 U	0.00049 U	0.00049 U	0.00049 U	0.00050 U
C15-BZ#105	MG/KG	0.0038	0.0026	0.0020	0.0018	0.0014
C15-BZ#107	MG/KG	0.0033	0.0017	0.0018	0.0014	0.0011
C15-BZ#110	MG/KG	0.0053	0.0055	0.0058	0.0070	0.0040
C15-BZ#114	MG/KG	0.00049 U	0.00049 U	0.00049 U	0.00049 U	0.00050 U
C15-BZ#118	MG/KG	0.028	0.015	0.012	0.011	0.0079
C15-BZ#119	MG/KG	0.00099	0.00090	0.00079	0.0011	0.00056
C15-BZ#123	MG/KG	0.00049 U	0.00049 U	0.00049 U	0.00049 U	0.00050 U
C15-BZ#124	MG/KG	0.00039 J	0.00049 U	0.00049 U	0.00049 U	0.00050 U
C15-BZ#126	MG/KG	0.00049 U	0.00049 U	0.00049 U	0.00049 U	0.00050 U
C16-BZ#129	MG/KG	0.00039 J	0.00027 J	0.00027 J	0.00025 J	0.00050 U
C16-BZ#130	MG/KG	0.0020	0.00089	0.00098	0.00079	0.00062
C16-BZ#131	MG/KG	0.00049 U	0.00049 U	0.00049 U	0.00049 U	0.00050 U
C16-BZ#132/#168	MG/KG	0.0016	0.0012	0.0015	0.0012	0.00091 J
C16-BZ#134	MG/KG	0.0014	0.00086	0.00097	0.00087	0.00064
C16-BZ#135/#144	MG/KG	0.0016	0.0012	0.0011	0.0011	0.00080 J
C16-BZ#136	MG/KG	0.00093	0.00063	0.00059	0.00081	0.00049 J
C16-BZ#137	MG/KG	0.00093	0.00055	0.00045 J	0.00043 J	0.00029 J
C16-BZ#138/#163	MG/KG	0.039	0.020	0.019	0.015	0.012
C16-BZ#141	MG/KG	0.0015	0.00080	0.00085	0.00072	0.00060
C16-BZ#146	MG/KG	0.0091	0.0048	0.0050	0.0037	0.0030
C16-BZ#147	MG/KG	0.0014	0.00074	0.00077	0.00070	0.00045 J
C16-BZ#149	MG/KG	0.013	0.0074	0.0072	0.0078	0.0055
C16-BZ#151	MG/KG	0.0039	0.0023	0.0025	0.0020	0.0017
C16-BZ#153	MG/KG	0.058	0.028	0.027	0.021	0.016
C16-BZ#154	MG/KG	0.0012	0.00089	0.00085	0.00064	0.00049 J
C16-BZ#155	MG/KG	0.00049 U	0.00049 U	0.00049 U	0.00049 U	0.00050 U
C16-BZ#156	MG/KG	0.0021	0.0012	0.00089	0.00086	0.00054
C16-BZ#157	MG/KG	0.00053	0.00032 J	0.00028 J	0.00049 U	0.00050 U
C16-BZ#158	MG/KG	0.0023	0.0013	0.0010	0.00099	0.00066
C16-BZ#167/#128	MG/KG	0.0063	0.0036	0.0030	0.0026	0.0019
C16-BZ#169	MG/KG	0.00049 U	0.00049 U	0.00049 U	0.00049 U	0.00050 U

TABLE 9d - SUMMARY OF SAMPLE DATA FOR STRIPED BASS FILET (MG/KG WET WEIGHT) AREA 3 2013

Sample# Species Species Type Area Station Sample Date Parameter Units		NBH13-FF-A-3 Striped Bass Fillet 3 No Station 6/4/2013	NBH13-FF-B-3 Striped Bass Fillet 3 No Station 6/4/2013	NBH13-FF-C-3 Striped Bass Fillet 3 No Station 6/4/2013	NBH13-FF-D-3 Striped Bass Fillet 3 No Station 6/4/2013	NBH13-FF-E-3 Striped Bass Fillet 3 No Station 6/4/2013
C17-BZ#170/#190	MG/KG	0.0033	0.0019	0.0017	0.0014	0.0011
C17-BZ#171	MG/KG	0.0010	0.00067	0.00072	0.00051	0.00040 J
C17-BZ#172	MG/KG	0.00073	0.00040 J	0.00040 J	0.00033 J	0.00027 J
C17-BZ#173	MG/KG	0.00049 U	0.00049 U	0.00049 U	0.00049 U	0.00050 U
C17-BZ#174	MG/KG	0.0011	0.00073	0.00077	0.00071	0.00057
C17-BZ#175	MG/KG	0.00025 J	0.00049 U	0.00049 U	0.00049 U	0.00050 U
C17-BZ#176	MG/KG	0.00025 J	0.00049 U	0.00049 U	0.00049 U	0.00050 U
C17-BZ#177	MG/KG	0.0023	0.0013	0.0014	0.0011	0.00098
C17-BZ#178	MG/KG	0.0015	0.0010	0.0012	0.00078	0.00075
C17-BZ#180	MG/KG	0.0075	0.0045	0.0045	0.0035	0.0028
C17-BZ#182/#187	MG/KG	0.0086	0.0055	0.0061	0.0039	0.0037
C17-BZ#183	MG/KG	0.0027	0.0017	0.0018	0.0013	0.0011
C17-BZ#184	MG/KG	0.00049 U	0.00049 U	0.00049 U	0.00049 U	0.00050 U
C17-BZ#185	MG/KG	0.00049 U	0.00049 U	0.00049 U	0.00049 U	0.00050 U
C17-BZ#188	MG/KG	0.00049 U	0.00049 U	0.00049 U	0.00049 U	0.00050 U
C17-BZ#189	MG/KG	0.00049 U	0.00049 U	0.00049 U	0.00049 U	0.00050 U
C17-BZ#191	MG/KG	0.00049 U	0.00049 U	0.00049 U	0.00049 U	0.00050 U
C17-BZ#193	MG/KG	0.00058	0.00033 J	0.00035 J	0.00025 J	0.00050 U
C18-BZ#194	MG/KG	0.0012	0.00086	0.00080	0.00070	0.00046 J
C18-BZ#195	MG/KG	0.00035 J	0.00027 J	0.00027 J	0.00049 U	0.00050 U
C18-BZ#196/203	MG/KG	0.0017	0.0013	0.0013	0.00094 J	0.00068 J
C18-BZ#197	MG/KG	0.00049 U	0.00049 U	0.00049 U	0.00049 U	0.00050 U
C18-BZ#199	MG/KG	0.00049 U	0.00049 U	0.00049 U	0.00049 U	0.00050 U
C18-BZ#200	MG/KG	0.00043 J	0.00041 J	0.00039 J	0.00025 J	0.00050 U
C18-BZ#201	MG/KG	0.0020	0.0015	0.0016	0.0011	0.00088
C18-BZ#202	MG/KG	0.0010	0.00089	0.00095	0.00060	0.00055
C18-BZ#205	MG/KG	0.00049 U	0.00049 U	0.00049 U	0.00049 U	0.00050 U
C19-BZ#206	MG/KG	0.0016	0.0018	0.0015	0.00085	0.00049 J
C19-BZ#207	MG/KG	0.00025 J	0.00028 J	0.00025 J	0.00049 U	0.00050 U
C19-BZ#208	MG/KG	0.00095	0.0011	0.00083	0.00055	0.00027 J
C110-BZ#209	MG/KG	0.0012	0.0015	0.0011	0.00056	0.00027 J
Aroclor-1242	MG/KG	0.020 U	0.020 U	0.020 U	0.020 U	0.020 U
Aroclor-1248	MG/KG	0.062	0.045	0.042	0.15	0.020 U
Aroclor-1254	MG/KG	0.46	0.24	0.22	0.19	0.14
Aroclor-1260	MG/KG	0.083	0.066	0.064	0.049	0.038

TABLE 9e - SUMMARY OF SAMPLE DATA FOR STRIPED BASS LIVER (MG/KG WET WEIGHT) AREA 3 2013

Parameter	Sample#	NBH13-LV-A-3	NBH13-LV-B-3	NBH13-LV-C-3	NBH13-LV-D-3	NBH13-LV-E-3
	Species Species Type Area Station Sample Date Units	Striped Bass Liver 3 No Station 6/4/2013	Striped Bass Liver 3 No Station 6/4/2013	Striped Bass Liver 3 No Station 6/4/2013	Striped Bass Liver 3 No Station 6/4/2013	Striped Bass Liver 3 No Station 6/4/2013
Lipids	PERCENT	4.4	19	6.1	9.5	5.2
Total PCB Congeners ¹	MG/KG	1.0 J4	2.0 J4	0.50 J3	3.0 J4	0.42 J3
Total PCB Congeners Hits ²	MG/KG	1.0	2.0	0.49	3.0	0.41
Total NOAA Congeners ³	MG/KG	0.62 J4	1.1 J4	0.27 J4	1.5 J4	0.22 J4
Total WHO Congeners ⁴	MG/KG	0.14 J4	0.25 J4	0.053 J3	0.23 J4	0.046 J3
Total NOAA / WHO Combined ⁵	MG/KG	0.63 J4	1.2 J4	0.27 J4	1.5 J4	0.23 J4
Total Aroclors ⁶	MG/KG	1.9 J4	3.4 J4	0.82 J3	4.5 J4	0.70 J3
C11-BZ#1	MG/KG	0.00050 U	0.00050 U	0.00050 U	0.00050 U	0.00047 U
C11-BZ#3	MG/KG	0.00050 U	0.00050 U	0.00050 U	0.00050 U	0.00047 U
C12-BZ#4/#10	MG/KG	0.00099 U	0.0010 U	0.0010 U	0.0040	0.00094 U
C12-BZ#5/#8	MG/KG	0.00099 U	0.0010 U	0.0010 U	0.016	0.00094 U
C12-BZ#6	MG/KG	0.00050 U	0.00050 U	0.00050 U	0.018	0.00047 U
C12-BZ#7	MG/KG	0.00050 U	0.00050 U	0.00050 U	0.0015	0.00047 U
C12-BZ#12/#13	MG/KG	0.00099 U	0.0010 U	0.0010 U	0.00099 U	0.00094 U
C12-BZ#15	MG/KG	0.00050 U	0.00050 U	0.00050 U	0.0013	0.00047 U
C13-BZ#16/#32	MG/KG	0.00099 U	0.0024	0.00054 J	0.038	0.00056 J
C13-BZ#17	MG/KG	0.00050 U	0.0021	0.00039 J	0.034	0.00034 J
C13-BZ#18	MG/KG	0.00040 J	0.0030	0.00068	0.077	0.00065
C13-BZ#19	MG/KG	0.00050 U	0.00062	0.00050 U	0.0062	0.00047 U
C13-BZ#21/#33	MG/KG	0.00099 U	0.0013	0.0010 U	0.0061	0.00094 U
C13-BZ#22	MG/KG	0.00028 J	0.0013	0.00048 J	0.011	0.00035 J
C13-BZ#24/#27	MG/KG	0.00099 U	0.00082 J	0.0010 U	0.015	0.00094 U
C13-BZ#25	MG/KG	0.00050 U	0.0019	0.00044 J	0.053	0.00041 J
C13-BZ#26	MG/KG	0.00086	0.0042	0.0011	0.10	0.0011
C13-BZ#28/#31	MG/KG	0.0020	0.014	0.0030	0.19	0.0029
C13-BZ#29	MG/KG	0.00050 U	0.00050 U	0.00050 U	0.00050 U	0.00047 U
C13-BZ#37	MG/KG	0.00050 U	0.00050 J	0.00050 U	0.00084	0.00047 U
C14-BZ#40	MG/KG	0.00056	0.0027	0.00078	0.0066	0.00064
C14-BZ#41/#71	MG/KG	0.0027	0.011	0.0025	0.031	0.0023
C14-BZ#42	MG/KG	0.0013	0.0055	0.0015	0.016	0.0013
C14-BZ#43/#49	MG/KG	0.012	0.038	0.0080	0.17	0.0086
C14-BZ#44	MG/KG	0.0025	0.011	0.0027	0.040	0.0027
C14-BZ#45	MG/KG	0.00050 U	0.00096	0.00050 U	0.0042	0.00047 U
C14-BZ#46	MG/KG	0.00050 U	0.00050 U	0.00050 U	0.00050 U	0.00047 U
C14-BZ#47/#48	MG/KG	0.0063	0.026	0.0056	0.060	0.0053
C14-BZ#50	MG/KG	0.00050 U	0.00050 U	0.00050 U	0.00039 J	0.00047 U
C14-BZ#51	MG/KG	0.00050 U	0.0012	0.00027 J	0.0097	0.00028 J
C14-BZ#52	MG/KG	0.014	0.038	0.0096	0.18	0.010
C14-BZ#53	MG/KG	0.00035 J	0.0022	0.00051	0.022	0.00054
C14-BZ#54	MG/KG	0.00050 U	0.00050 U	0.00050 U	0.00034 J	0.00047 U
C14-BZ#56/#60	MG/KG	0.0025	0.0076	0.0020	0.012	0.0017
C14-BZ#63	MG/KG	0.0011	0.0026	0.00059	0.0033	0.00053
C14-BZ#64	MG/KG	0.0015	0.0060	0.0017	0.026	0.0016
C14-BZ#66	MG/KG	0.0092	0.035	0.0076	0.039	0.0067
C14-BZ#70	MG/KG	0.0040	0.013	0.0042	0.023	0.0032

TABLE 9e - SUMMARY OF SAMPLE DATA FOR STRIPED BASS LIVER (MG/KG WET WEIGHT) AREA 3 2013

Sample#		NBH13-LV-A-3	NBH13-LV-B-3	NBH13-LV-C-3	NBH13-LV-D-3	NBH13-LV-E-3
Species		Striped Bass	Striped Bass	Striped Bass	Striped Bass	Striped Bass
Species Type		Liver	Liver	Liver	Liver	Liver
Area		3	3	3	3	3
Station		No Station	No Station	No Station	No Station	No Station
Sample Date		6/4/2013	6/4/2013	6/4/2013	6/4/2013	6/4/2013
Parameter	Units					
C14-BZ#74	MG/KG	0.0074	0.019	0.0039	0.025	0.0037
C14-BZ#76	MG/KG	0.00050 U	0.00050 U	0.00050 U	0.00050 U	0.00047 U
C14-BZ#77	MG/KG	0.00050 U	0.00050 U	0.00050 U	0.00050 U	0.00047 U
C14-BZ#81	MG/KG	0.00048 J	0.00050 U	0.00050 U	0.00050 U	0.00047 U
C15-BZ#82	MG/KG	0.0019	0.0044	0.0015	0.0051	0.0012
C15-BZ#83	MG/KG	0.0010	0.0037	0.0011	0.0053	0.0011
C15-BZ#85	MG/KG	0.0050	0.018	0.0041	0.014	0.0035
C15-BZ#87	MG/KG	0.013	0.00050 U	0.00050 U	0.00050 U	0.00047 U
C15-BZ#89	MG/KG	0.00050 U	0.00050 U	0.00050 U	0.00050 U	0.00047 U
C15-BZ#91	MG/KG	0.0053	0.013	0.0035	0.027	0.0032
C15-BZ#92	MG/KG	0.015	0.023	0.0073	0.031	0.0062
C15-BZ#95	MG/KG	0.011	0.026	0.0075	0.053	0.0073
C15-BZ#97	MG/KG	0.011	0.029	0.0081	0.034	0.0068
C15-BZ#99	MG/KG	0.062	0.15	0.033	0.14	0.028
C15-BZ#100	MG/KG	0.00087	0.0025	0.00062	0.0035	0.00058
C15-BZ#101/#84	MG/KG	0.081	0.15	0.037	0.17	0.032
C15-BZ#104	MG/KG	0.00050 U	0.00050 U	0.00050 U	0.00050 U	0.00047 U
C15-BZ#105	MG/KG	0.013	0.027	0.0058	0.024	0.0051
C15-BZ#107	MG/KG	0.011	0.017	0.0047	0.018	0.0037
C15-BZ#110	MG/KG	0.017	0.052	0.016	0.084	0.014
C15-BZ#114	MG/KG	0.00069	0.0013	0.00026 J	0.0012	0.00025 J
C15-BZ#118	MG/KG	0.095	0.17	0.035	0.16	0.029
C15-BZ#119	MG/KG	0.0030	0.0082	0.0022	0.011	0.0019
C15-BZ#123	MG/KG	0.00050 U	0.00050 U	0.00050 U	0.00050 U	0.00047 U
C15-BZ#124	MG/KG	0.0013	0.0018	0.00057	0.0025	0.00048
C15-BZ#126	MG/KG	0.00050 U	0.00050 U	0.00050 U	0.00050 U	0.00047 U
C16-BZ#129	MG/KG	0.0011	0.0022	0.00067	0.0026	0.00054
C16-BZ#130	MG/KG	0.0065	0.0091	0.0026	0.0091	0.0022
C16-BZ#131	MG/KG	0.00071	0.0014	0.00046 J	0.0014	0.00047 U
C16-BZ#132/#168	MG/KG	0.0055	0.012	0.0037	0.014	0.0034
C16-BZ#134	MG/KG	0.0041	0.0078	0.0023	0.0091	0.0021
C16-BZ#135/#144	MG/KG	0.0051	0.0097	0.0029	0.012	0.0027
C16-BZ#136	MG/KG	0.0030	0.0057	0.0015	0.0083	0.0016
C16-BZ#137	MG/KG	0.0029	0.0054	0.0012	0.0048	0.0010
C16-BZ#138/#163	MG/KG	0.13	0.20	0.049	0.18	0.041
C16-BZ#141	MG/KG	0.0047	0.0077	0.0022	0.0081	0.0019
C16-BZ#146	MG/KG	0.032	0.049	0.014	0.047	0.011
C16-BZ#147	MG/KG	0.0043	0.0069	0.0019	0.0080	0.0015
C16-BZ#149	MG/KG	0.039	0.070	0.019	0.091	0.018
C16-BZ#151	MG/KG	0.012	0.021	0.0067	0.022	0.0052
C16-BZ#153	MG/KG	0.19	0.31	0.071	0.29	0.058
C16-BZ#154	MG/KG	0.0036	0.0084	0.0022	0.0075	0.0017
C16-BZ#155	MG/KG	0.00050 U	0.00058	0.00050 U	0.00028 J	0.00047 U
C16-BZ#156	MG/KG	0.0071	0.012	0.0024	0.010	0.0020
C16-BZ#157	MG/KG	0.0018	0.0031	0.00073	0.0028	0.00061
C16-BZ#158	MG/KG	0.0075	0.00050 U	0.0028	0.012	0.0023
C16-BZ#167/#128	MG/KG	0.021	0.037	0.0082	0.033	0.0069
C16-BZ#169	MG/KG	0.00050 U	0.00050 U	0.00050 U	0.00050 U	0.00047 U

TABLE 9e - SUMMARY OF SAMPLE DATA FOR STRIPED BASS LIVER (MG/KG WET WEIGHT) AREA 3 2013

	Sample#	NBH13-LV-A-3	NBH13-LV-B-3	NBH13-LV-C-3	NBH13-LV-D-3	NBH13-LV-E-3
	Species	Striped Bass	Striped Bass	Striped Bass	Striped Bass	Striped Bass
	Species Type	Liver	Liver	Liver	Liver	Liver
	Area	3	3	3	3	3
	Station	No Station	No Station	No Station	No Station	No Station
	Sample Date	6/4/2013	6/4/2013	6/4/2013	6/4/2013	6/4/2013
Parameter	Units					
C17-BZ#170/#190	MG/KG	0.010	0.017	0.0041	0.015	0.0034
C17-BZ#171	MG/KG	0.0031	0.0062	0.0016	0.0049	0.0013
C17-BZ#172	MG/KG	0.0020	0.0035	0.0010	0.0031	0.00077
C17-BZ#173	MG/KG	0.00050 U	0.00027 J	0.00050 U	0.00050 U	0.00047 U
C17-BZ#174	MG/KG	0.0033	0.0064	0.0019	0.0072	0.0017
C17-BZ#175	MG/KG	0.00065	0.0014	0.00039 J	0.0011	0.00030 J
C17-BZ#176	MG/KG	0.00072	0.0015	0.00034 J	0.0013	0.00035 J
C17-BZ#177	MG/KG	0.0071	0.012	0.0034	0.011	0.0029
C17-BZ#178	MG/KG	0.0048	0.0095	0.0031	0.0079	0.0023
C17-BZ#180	MG/KG	0.021	0.040	0.010	0.037	0.0085
C17-BZ#182/#187	MG/KG	0.026	0.053	0.015	0.043	0.011
C17-BZ#183	MG/KG	0.0082	0.016	0.0044	0.014	0.0034
C17-BZ#184	MG/KG	0.00050 U	0.00029 J	0.00050 U	0.00050 U	0.00047 U
C17-BZ#185	MG/KG	0.00044 J	0.00086	0.00050 U	0.00091	0.00047 U
C17-BZ#188	MG/KG	0.00031 J	0.00099	0.00050 U	0.00049 J	0.00047 U
C17-BZ#189	MG/KG	0.00060	0.00091	0.00050 U	0.00080	0.00047 U
C17-BZ#191	MG/KG	0.00047 J	0.00078	0.00050 U	0.00081	0.00047 U
C17-BZ#193	MG/KG	0.0017	0.0029	0.00085	0.0026	0.00062
C18-BZ#194	MG/KG	0.0032	0.0079	0.0017	0.0069	0.0014
C18-BZ#195	MG/KG	0.00096	0.0021	0.00055	0.0019	0.00042 J
C18-BZ#196/203	MG/KG	0.0044	0.011	0.0028	0.0094	0.0019
C18-BZ#197	MG/KG	0.00038 J	0.0010	0.00028 J	0.00061	0.00047 U
C18-BZ#199	MG/KG	0.00050 U	0.00043 J	0.00050 U	0.00040 J	0.00047 U
C18-BZ#200	MG/KG	0.0012	0.0035	0.00091	0.0022	0.00057
C18-BZ#201	MG/KG	0.0055	0.013	0.0036	0.011	0.0025
C18-BZ#202	MG/KG	0.0040	0.0083	0.0035	0.0059	0.0017
C18-BZ#205	MG/KG	0.00050 U	0.00038 J	0.00050 U	0.00033 J	0.00047 U
C19-BZ#206	MG/KG	0.0039	0.017	0.0032	0.0094	0.0014
C19-BZ#207	MG/KG	0.00065	0.0024	0.00054	0.0012	0.00047 U
C19-BZ#208	MG/KG	0.0025	0.0092	0.0020	0.0049	0.00086
C110-BZ#209	MG/KG	0.0029	0.018	0.0030	0.0062	0.00090
Aroclor-1242	MG/KG	0.020 U	0.020 U	0.020 U	0.020 U	0.019 U
Aroclor-1248	MG/KG	0.13	0.40	0.096	1.6	0.097
Aroclor-1254	MG/KG	1.5	2.5	0.59	2.5	0.50
Aroclor-1260	MG/KG	0.24	0.5	0.13	0.43	0.097

TABLE 9f - SUMMARY OF SAMPLE DATA FOR STRIPED BASS STOMACH CONTENTS (MG/KG WET WEIGHT) AREA 3 2013

Parameter	Sample#	NBH13-SC-B-3	NBH13-SC-C-3	NBH13-SC-D-3	NBH13-SC-E-3
	Species Species Type Area Station Sample Date Units	Striped Bass Stomach Contents 3 No Station 6/4/2013	Striped Bass Stomach Contents 3 No Station 6/4/2013	Striped Bass Stomach Contents 3 No Station 6/4/2013	Striped Bass Stomach Contents 3 No Station 6/4/2013
Lipids	PERCENT	0.99	1.5	2.4	1.3
Total PCB Congeners ¹	MG/KG	0.061 J2	0.090 J2	0.29 J3	0.053 J2
Total PCB Congeners Hits ²	MG/KG	0.037	0.071	0.28	0.027
Total NOAA Congeners ³	MG/KG	0.024 J3	0.040 J3	0.13 J4	0.019 J2
Total WHO Congeners ⁴	MG/KG	0.0072 J2	0.0094 J2	0.019 J2	0.0057 J2
Total NOAA / WHO Combined ⁵	MG/KG	0.027 J2	0.042 J3	0.14 J3	0.021 J2
Total Aroclors ⁶	MG/KG	0.10 J2	0.13 J2	0.39 J3	0.084 J2
C11-BZ#1	MG/KG	0.00050 U	0.00050 U	0.00047 U	0.00049 U
C11-BZ#3	MG/KG	0.00050 U	0.00050 U	0.00047 U	0.00049 U
C12-BZ#4/#10	MG/KG	0.00099 U	0.00099 U	0.00059 J	0.00099 U
C12-BZ#5/#8	MG/KG	0.00099 U	0.00099 U	0.0028	0.00099 U
C12-BZ#6	MG/KG	0.00050 U	0.00050 U	0.0024	0.00049 U
C12-BZ#7	MG/KG	0.00050 U	0.00050 U	0.00047 U	0.00049 U
C12-BZ#12/#13	MG/KG	0.00099 U	0.00099 U	0.00094 U	0.00099 U
C12-BZ#15	MG/KG	0.00050 U	0.00050 U	0.00047 U	0.00049 U
C13-BZ#16/#32	MG/KG	0.00099 U	0.00099 U	0.0048	0.00099 U
C13-BZ#17	MG/KG	0.00050 U	0.00050 U	0.0045	0.00049 U
C13-BZ#18	MG/KG	0.00050 U	0.00050 U	0.0095	0.00049 U
C13-BZ#19	MG/KG	0.00050 U	0.00050 U	0.00089	0.00049 U
C13-BZ#21/#33	MG/KG	0.00099 U	0.00099 U	0.00076 J	0.00099 U
C13-BZ#22	MG/KG	0.00050 U	0.00050 U	0.0028	0.00049 U
C13-BZ#24/#27	MG/KG	0.00099 U	0.00099 U	0.0019	0.00099 U
C13-BZ#25	MG/KG	0.00050 U	0.00050 U	0.0059	0.00049 U
C13-BZ#26	MG/KG	0.00050 U	0.00050 U	0.011	0.00049 U
C13-BZ#28/#31	MG/KG	0.00051 J	0.00060 J	0.021	0.00099 U
C13-BZ#29	MG/KG	0.00050 U	0.00050 U	0.00047 U	0.00049 U
C13-BZ#37	MG/KG	0.00050 U	0.00050 U	0.00047 U	0.00049 U
C14-BZ#40	MG/KG	0.00050 U	0.00050 U	0.00072	0.00049 U
C14-BZ#41/#71	MG/KG	0.00099 U	0.00099 U	0.0029	0.00099 U
C14-BZ#42	MG/KG	0.00050 U	0.00028 J	0.0019	0.00049 U
C14-BZ#43/#49	MG/KG	0.00091 J	0.0014	0.017	0.00086 J
C14-BZ#44	MG/KG	0.00029 J	0.00049 J	0.0044	0.00026 J
C14-BZ#45	MG/KG	0.00050 U	0.00050 U	0.00049	0.00049 U
C14-BZ#46	MG/KG	0.00050 U	0.00050 U	0.00061	0.00049 U
C14-BZ#47/#48	MG/KG	0.00075 J	0.0010	0.0063	0.00099 U
C14-BZ#50	MG/KG	0.00050 U	0.00050 U	0.00047 U	0.00049 U
C14-BZ#51	MG/KG	0.00050 U	0.00050 U	0.0012	0.00049 U
C14-BZ#52	MG/KG	0.00087	0.0016	0.018	0.00093
C14-BZ#53	MG/KG	0.00050 U	0.00050 U	0.0027	0.00049 U
C14-BZ#54	MG/KG	0.00050 U	0.00050 U	0.00047 U	0.00049 U
C14-BZ#56/#60	MG/KG	0.00099 U	0.00099 U	0.0013	0.00099 U
C14-BZ#63	MG/KG	0.00050 U	0.00050 U	0.00035 J	0.00049 U
C14-BZ#64	MG/KG	0.00050 U	0.00034 J	0.0034	0.00049 U
C14-BZ#66	MG/KG	0.00092	0.0012	0.0036	0.00063
C14-BZ#70	MG/KG	0.00030 J	0.00066	0.0021	0.00028 J

TABLE 9f - SUMMARY OF SAMPLE DATA FOR STRIPED BASS STOMACH CONTENTS (MG/KG WET WEIGHT) AREA 3 2013

Parameter	Sample#	NBH13-SC-B-3	NBH13-SC-C-3	NBH13-SC-D-3	NBH13-SC-E-3
	Species Species Type Area Station Sample Date	Striped Bass Stomach Contents 3 No Station 6/4/2013	Striped Bass Stomach Contents 3 No Station 6/4/2013	Striped Bass Stomach Contents 3 No Station 6/4/2013	Striped Bass Stomach Contents 3 No Station 6/4/2013
	Units				
C14-BZ#74	MG/KG	0.00053	0.00068	0.0024	0.00029 J
C14-BZ#76	MG/KG	0.00050 U	0.00050 U	0.00047 U	0.00049 U
C14-BZ#77	MG/KG	0.00050 U	0.00050 U	0.00047 U	0.00049 U
C14-BZ#81	MG/KG	0.00050 U	0.00050 U	0.00047 U	0.00049 U
C15-BZ#82	MG/KG	0.00050 U	0.00028 J	0.00057	0.00049 U
C15-BZ#83	MG/KG	0.00050 U	0.00050 U	0.00059	0.00049 U
C15-BZ#85	MG/KG	0.00046 J	0.00068	0.0013	0.00033 J
C15-BZ#87	MG/KG	0.00055	0.0011	0.00047 U	0.00047 J
C15-BZ#89	MG/KG	0.00050 U	0.00050 U	0.00047 U	0.00049 U
C15-BZ#91	MG/KG	0.00031 J	0.00059	0.0027	0.00028 J
C15-BZ#92	MG/KG	0.00050	0.0011	0.0031	0.00053
C15-BZ#95	MG/KG	0.00061	0.0012	0.0052	0.00068
C15-BZ#97	MG/KG	0.00068	0.0014	0.0034	0.00063
C15-BZ#99	MG/KG	0.0033	0.0049	0.012	0.0025
C15-BZ#100	MG/KG	0.00050 U	0.00050 U	0.00033 J	0.00049 U
C15-BZ#101/#84	MG/KG	0.0030	0.0057	0.015	0.0026
C15-BZ#104	MG/KG	0.00050 U	0.00050 U	0.00047 U	0.00049 U
C15-BZ#105	MG/KG	0.00071	0.00095	0.0020	0.00044 J
C15-BZ#107	MG/KG	0.00040 J	0.00072	0.0015	0.00036 J
C15-BZ#110	MG/KG	0.0011	0.0026	0.0078	0.0013
C15-BZ#114	MG/KG	0.00050 U	0.00050 U	0.00047 U	0.00049 U
C15-BZ#118	MG/KG	0.0035	0.0048	0.011	0.0023
C15-BZ#119	MG/KG	0.00050 U	0.00037 J	0.0011	0.00049 U
C15-BZ#123	MG/KG	0.00050 U	0.00050 U	0.00047 U	0.00049 U
C15-BZ#124	MG/KG	0.00050 U	0.00050 U	0.00024 J	0.00049 U
C15-BZ#126	MG/KG	0.00050 U	0.00050 U	0.00047 U	0.00049 U
C16-BZ#129	MG/KG	0.00050 U	0.00050 U	0.00047 U	0.00049 U
C16-BZ#130	MG/KG	0.00050 U	0.00042 J	0.00081	0.00049 U
C16-BZ#131	MG/KG	0.00050 U	0.00050 U	0.00047 U	0.00049 U
C16-BZ#132/#168	MG/KG	0.00099 U	0.00060 J	0.0013	0.00099 U
C16-BZ#134	MG/KG	0.00050 U	0.00037 J	0.00086	0.00049 U
C16-BZ#135/#144	MG/KG	0.00099 U	0.00099 U	0.0011	0.00099 U
C16-BZ#136	MG/KG	0.00050 U	0.00050 U	0.00081	0.00049 U
C16-BZ#137	MG/KG	0.00050 U	0.00050 U	0.00042 J	0.00049 U
C16-BZ#138/#163	MG/KG	0.0040	0.0073	0.015	0.0031
C16-BZ#141	MG/KG	0.00050 U	0.00036 J	0.00069	0.00049 U
C16-BZ#146	MG/KG	0.00094	0.0019	0.0037	0.00077
C16-BZ#147	MG/KG	0.00050 U	0.00031 J	0.00069	0.00049 U
C16-BZ#149	MG/KG	0.0015	0.0030	0.0079	0.0012
C16-BZ#151	MG/KG	0.00052	0.0012	0.0021	0.00037 J
C16-BZ#153	MG/KG	0.0057	0.0092	0.020	0.0045
C16-BZ#154	MG/KG	0.00050 U	0.00032 J	0.00066	0.00049 U
C16-BZ#155	MG/KG	0.00050 U	0.00050 U	0.00047 U	0.00049 U
C16-BZ#156	MG/KG	0.00026 J	0.00036 J	0.00085	0.00049 U
C16-BZ#157	MG/KG	0.00050 U	0.00050 U	0.00047 U	0.00049 U
C16-BZ#158	MG/KG	0.00028 J	0.00041 J	0.00099	0.00049 U
C16-BZ#167/#128	MG/KG	0.00081 J	0.0013	0.0027	0.00069 J
C16-BZ#169	MG/KG	0.00050 U	0.00050 U	0.00047 U	0.00049 U

TABLE 9f - SUMMARY OF SAMPLE DATA FOR STRIPED BASS STOMACH CONTENTS (MG/KG WET WEIGHT) AREA 3 2013

Parameter	Sample#	NBH13-SC-B-3	NBH13-SC-C-3	NBH13-SC-D-3	NBH13-SC-E-3
	Species Species Type Area Station Sample Date Units	Striped Bass Stomach Contents 3 No Station 6/4/2013	Striped Bass Stomach Contents 3 No Station 6/4/2013	Striped Bass Stomach Contents 3 No Station 6/4/2013	Striped Bass Stomach Contents 3 No Station 6/4/2013
C17-BZ#170/#190	MG/KG	0.00099 U	0.00065 J	0.0013	0.00099 U
C17-BZ#171	MG/KG	0.00050 U	0.00029 J	0.00040 J	0.00049 U
C17-BZ#172	MG/KG	0.00050 U	0.00050 U	0.00047 U	0.00049 U
C17-BZ#173	MG/KG	0.00050 U	0.00050 U	0.00047 U	0.00049 U
C17-BZ#174	MG/KG	0.00050 U	0.00035 J	0.00062	0.00049 U
C17-BZ#175	MG/KG	0.00050 U	0.00050 U	0.00047 U	0.00049 U
C17-BZ#176	MG/KG	0.00050 U	0.00050 U	0.00047 U	0.00049 U
C17-BZ#177	MG/KG	0.00029 J	0.00055	0.00092	0.00049 U
C17-BZ#178	MG/KG	0.00050 U	0.00046 J	0.00063	0.00049 U
C17-BZ#180	MG/KG	0.00091	0.0015	0.0027	0.00055
C17-BZ#182/#187	MG/KG	0.0011	0.0022	0.0033	0.00064 J
C17-BZ#183	MG/KG	0.00037 J	0.00070	0.0010	0.00049 U
C17-BZ#184	MG/KG	0.00050 U	0.00050 U	0.00047 U	0.00049 U
C17-BZ#185	MG/KG	0.00050 U	0.00050 U	0.00047 U	0.00049 U
C17-BZ#188	MG/KG	0.00050 U	0.00050 U	0.00047 U	0.00049 U
C17-BZ#189	MG/KG	0.00050 U	0.00050 U	0.00047 U	0.00049 U
C17-BZ#191	MG/KG	0.00050 U	0.00050 U	0.00047 U	0.00049 U
C17-BZ#193	MG/KG	0.00050 U	0.00050 U	0.00047 U	0.00049 U
C18-BZ#194	MG/KG	0.00050 U	0.00031 J	0.00051	0.00049 U
C18-BZ#195	MG/KG	0.00050 U	0.00050 U	0.00047 U	0.00049 U
C18-BZ#196/203	MG/KG	0.00099 U	0.00099 U	0.00065 J	0.00099 U
C18-BZ#197	MG/KG	0.00050 U	0.00050 U	0.00047 U	0.00049 U
C18-BZ#199	MG/KG	0.00050 U	0.00050 U	0.00047 U	0.00049 U
C18-BZ#200	MG/KG	0.00050 U	0.00050 U	0.00047 U	0.00049 U
C18-BZ#201	MG/KG	0.00033 J	0.00053	0.00070	0.00049 U
C18-BZ#202	MG/KG	0.00050 U	0.00041 J	0.00042 J	0.00049 U
C18-BZ#205	MG/KG	0.00050 U	0.00050 U	0.00047 U	0.00049 U
C19-BZ#206	MG/KG	0.00050 U	0.00057	0.00063	0.00049 U
C19-BZ#207	MG/KG	0.00050 U	0.00050 U	0.00047 U	0.00049 U
C19-BZ#208	MG/KG	0.00050 U	0.00034 J	0.00041 J	0.00049 U
C110-BZ#209	MG/KG	0.00035 J	0.00073	0.00055	0.00049 U
Aroclor-1242	MG/KG	0.020 U	0.020 U	0.019 U	0.020 U
Aroclor-1248	MG/KG	0.020 U	0.020 U	0.16	0.020 U
Aroclor-1254	MG/KG	0.071	0.082	0.19	0.054
Aroclor-1260	MG/KG	0.020 U	0.024	0.036	0.020 U

TABLE 10a - SUMMARY OF SAMPLE DATA FOR STRIPED BASS FILET (MG/KG WET WEIGHT) OFF-SITE 2013

Parameter	Sample#	NBH13-FF-A-CH	NBH13-FF-B-CH	NBH13-FF-C-CH	NBH13-FF-D-CH	NBH13-FF-E-CH
	Species Species Type Area Station Sample Date	Striped Bass Fillet Off-Site No Station 6/10/2013	Striped Bass Fillet Off-Site No Station 6/10/2013	Striped Bass Fillet Off-Site No Station 6/10/2013	Striped Bass Fillet Off-Site No Station 6/10/2013	Striped Bass Fillet Off-Site No Station 6/10/2013
	Units					
Lipids	PERCENT	1.9	2.3	0.76	0.47	0.93
Total PCB Congeners ¹	MG/KG	0.19 J3	0.17 J3	0.10 J2	0.051 J2	0.067 J2
Total PCB Congeners Hits ²	MG/KG	0.18	0.15	0.084	0.026	0.048
Total NOAA Congeners ³	MG/KG	0.086 J3	0.084 J4	0.049 J3	0.019 J2	0.028 J3
Total WHO Congeners ⁴	MG/KG	0.014 J2	0.016 J2	0.010 J2	0.0049 J1	0.0062 J2
Total NOAA / WHO Combined ⁵	MG/KG	0.089 J3	0.087 J3	0.052 J3	0.021 J2	0.030 J2
Total Aroclors ⁶	MG/KG	0.37 J3	0.26 J3	0.17 J2	0.076 J2	0.098 J2
C11-BZ#1	MG/KG	0.00047 U	0.00049 U	0.00050 U	0.00049 U	0.00047 U
C11-BZ#3	MG/KG	0.00047 U	0.00049 U	0.00050 U	0.00049 U	0.00047 U
C12-BZ#4/#10	MG/KG	0.00093 U	0.00099 U	0.00099 U	0.00098 U	0.00093 U
C12-BZ#5/#8	MG/KG	0.00093 U	0.00099 U	0.00099 U	0.00098 U	0.00093 U
C12-BZ#6	MG/KG	0.00047 U	0.00049 U	0.00050 U	0.00049 U	0.00047 U
C12-BZ#7	MG/KG	0.00047 U	0.00049 U	0.00050 U	0.00049 U	0.00047 U
C12-BZ#12/#13	MG/KG	0.00093 U	0.00099 U	0.00099 U	0.00098 U	0.00093 U
C12-BZ#15	MG/KG	0.00047 U	0.00049 U	0.00050 U	0.00049 U	0.00047 U
C13-BZ#16/#32	MG/KG	0.00093 U	0.00099 U	0.00099 U	0.00098 U	0.00093 U
C13-BZ#17	MG/KG	0.00047 U	0.00049 U	0.00050 U	0.00049 U	0.00047 U
C13-BZ#18	MG/KG	0.00047 U	0.00049 U	0.00050 U	0.00049 U	0.00047 U
C13-BZ#19	MG/KG	0.00047 U	0.00049 U	0.00050 U	0.00049 U	0.00047 U
C13-BZ#21/#33	MG/KG	0.00093 U	0.00099 U	0.00099 U	0.00098 U	0.00093 U
C13-BZ#22	MG/KG	0.00047 U	0.00049 U	0.00050 U	0.00049 U	0.00047 U
C13-BZ#24/#27	MG/KG	0.00093 U	0.00099 U	0.00099 U	0.00098 U	0.00093 U
C13-BZ#25	MG/KG	0.00061	0.00049 U	0.00050 U	0.00049 U	0.00047 U
C13-BZ#26	MG/KG	0.0013	0.00025 J	0.00050 U	0.00049 U	0.00047 U
C13-BZ#28/#31	MG/KG	0.0027	0.00078 J	0.00099 U	0.00098 U	0.00093 U
C13-BZ#29	MG/KG	0.00047 U	0.00049 U	0.00050 U	0.00049 U	0.00047 U
C13-BZ#37	MG/KG	0.00047 U	0.00049 U	0.00050 U	0.00049 U	0.00047 U
C14-BZ#40	MG/KG	0.00041 J	0.00049 U	0.00050 U	0.00049 U	0.00047 U
C14-BZ#41/#71	MG/KG	0.0024	0.00078 J	0.00099 U	0.00098 U	0.00093 U
C14-BZ#42	MG/KG	0.0013	0.00046 J	0.00050 U	0.00049 U	0.00047 U
C14-BZ#43/#49	MG/KG	0.016	0.0023	0.00087 J	0.00098 U	0.00093
C14-BZ#44	MG/KG	0.0023	0.00086	0.00038 J	0.00049 U	0.00035 J
C14-BZ#45	MG/KG	0.00047 U	0.00049 U	0.00050 U	0.00049 U	0.00047 U
C14-BZ#46	MG/KG	0.00047 U	0.00049 U	0.00050 U	0.00049 U	0.00047 U
C14-BZ#47/#48	MG/KG	0.0065	0.0016	0.00061 J	0.00098 U	0.00059 J
C14-BZ#50	MG/KG	0.00047 U	0.00049 U	0.00050 U	0.00049 U	0.00047 U
C14-BZ#51	MG/KG	0.00041 J	0.00049 U	0.00050 U	0.00049 U	0.00047 U
C14-BZ#52	MG/KG	0.013	0.0025	0.0010	0.00050	0.00089
C14-BZ#53	MG/KG	0.00039 J	0.00049 U	0.00050 U	0.00049 U	0.00047 U
C14-BZ#54	MG/KG	0.00047 U	0.00049 U	0.00050 U	0.00049 U	0.00047 U
C14-BZ#56/#60	MG/KG	0.00076 J	0.00059 J	0.00099 U	0.00098 U	0.00093 U
C14-BZ#63	MG/KG	0.00027 J	0.00049 U	0.00050 U	0.00049 U	0.00047 U
C14-BZ#64	MG/KG	0.0016	0.00043 J	0.00050 U	0.00049 U	0.00047 U
C14-BZ#66	MG/KG	0.0029	0.0021	0.0011	0.00044 J	0.00079
C14-BZ#70	MG/KG	0.0012	0.0012	0.00045 J	0.00049 U	0.00041 J

TABLE 10a - SUMMARY OF SAMPLE DATA FOR STRIPED BASS FILET (MG/KG WET WEIGHT) OFF-SITE 2013

Sample#		NBH13-FF-A-CH	NBH13-FF-B-CH	NBH13-FF-C-CH	NBH13-FF-D-CH	NBH13-FF-E-CH
Species		Striped Bass	Striped Bass	Striped Bass	Striped Bass	Striped Bass
Species Type		Fillet	Fillet	Fillet	Fillet	Fillet
Area		Off-Site	Off-Site	Off-Site	Off-Site	Off-Site
Station		No Station	No Station	No Station	No Station	No Station
Sample Date		6/10/2013	6/10/2013	6/10/2013	6/10/2013	6/10/2013
Parameter	Units					
Cl4-BZ#74	MG/KG	0.0023	0.0012	0.00075	0.00049 U	0.00039 J
Cl4-BZ#76	MG/KG	0.00047 U	0.00049 U	0.00050 U	0.00049 U	0.00047 U
Cl4-BZ#77	MG/KG	0.00047 U	0.00049 U	0.00050 U	0.00049 U	0.00047 U
Cl4-BZ#81	MG/KG	0.00047 U	0.00049 U	0.00050 U	0.00049 U	0.00047 U
Cl5-BZ#82	MG/KG	0.00044 J	0.00047 J	0.00027 J	0.00049 U	0.00047 U
Cl5-BZ#83	MG/KG	0.00037 J	0.00029 J	0.00050 U	0.00049 U	0.00047 U
Cl5-BZ#85	MG/KG	0.0011	0.0013	0.00073	0.00025 J	0.00044 J
Cl5-BZ#87	MG/KG	0.00047 U	0.0019	0.0012	0.00037 J	0.00065
Cl5-BZ#89	MG/KG	0.00047 U	0.00049 U	0.00050 U	0.00049 U	0.00047 U
Cl5-BZ#91	MG/KG	0.0024	0.00098	0.00037 J	0.00049 U	0.00038 J
Cl5-BZ#92	MG/KG	0.0023	0.0018	0.00096	0.00045 J	0.00071
Cl5-BZ#95	MG/KG	0.0037	0.0019	0.00090	0.00051	0.00085
Cl5-BZ#97	MG/KG	0.0027	0.0023	0.0011	0.00045 J	0.00080
Cl5-BZ#99	MG/KG	0.011	0.0086	0.0042	0.0017	0.0029
Cl5-BZ#100	MG/KG	0.00047	0.00049 U	0.00050 U	0.00049 U	0.00047 U
Cl5-BZ#101/#84	MG/KG	0.012	0.011	0.0051	0.0021	0.0037
Cl5-BZ#104	MG/KG	0.00047 U	0.00049 U	0.00050 U	0.00049 U	0.00047 U
Cl5-BZ#105	MG/KG	0.0014	0.0016	0.0011	0.00035 J	0.00057
Cl5-BZ#107	MG/KG	0.0011	0.0012	0.00060	0.00025 J	0.00048
Cl5-BZ#110	MG/KG	0.0051	0.0038	0.0017	0.00077	0.0015
Cl5-BZ#114	MG/KG	0.00047 U	0.00049 U	0.00050 U	0.00049 U	0.00047 U
Cl5-BZ#118	MG/KG	0.0080	0.0089	0.0052	0.0018	0.0027
Cl5-BZ#119	MG/KG	0.0011	0.00060	0.00029 J	0.00049 U	0.00047 U
Cl5-BZ#123	MG/KG	0.00047 U	0.00049 U	0.00050 U	0.00049 U	0.00047 U
Cl5-BZ#124	MG/KG	0.00047 U	0.00049 U	0.00050 U	0.00049 U	0.00047 U
Cl5-BZ#126	MG/KG	0.00047 U	0.00049 U	0.00050 U	0.00049 U	0.00047 U
Cl6-BZ#129	MG/KG	0.00047 U	0.00049 U	0.00050 U	0.00049 U	0.00047 U
Cl6-BZ#130	MG/KG	0.00063	0.00075	0.00046 J	0.00049 U	0.00030 J
Cl6-BZ#131	MG/KG	0.00047 U	0.00049 U	0.00050 U	0.00049 U	0.00047 U
Cl6-BZ#132/#168	MG/KG	0.00091 J	0.00099	0.00054 J	0.00098 U	0.00093 U
Cl6-BZ#134	MG/KG	0.00067	0.00066	0.00041 J	0.00049 U	0.00033 J
Cl6-BZ#135/#144	MG/KG	0.00080 J	0.00088 J	0.00053 J	0.00098 U	0.00093 U
Cl6-BZ#136	MG/KG	0.00064	0.00049 J	0.00050 U	0.00049 U	0.00047 U
Cl6-BZ#137	MG/KG	0.00031 J	0.00039 J	0.00026 J	0.00049 U	0.00047 U
Cl6-BZ#138/#163	MG/KG	0.012	0.015	0.0085	0.0028	0.0047
Cl6-BZ#141	MG/KG	0.00059	0.00083	0.00050	0.00049 U	0.00029 J
Cl6-BZ#146	MG/KG	0.0034	0.0041	0.0023	0.00082	0.0013
Cl6-BZ#147	MG/KG	0.00062	0.00056	0.00029 J	0.00049 U	0.00047 U
Cl6-BZ#149	MG/KG	0.0060	0.0060	0.0029	0.0013	0.0026
Cl6-BZ#151	MG/KG	0.0020	0.0021	0.0014	0.00048 J	0.00078
Cl6-BZ#153	MG/KG	0.018	0.022	0.012	0.0040	0.0067
Cl6-BZ#154	MG/KG	0.00076	0.00080	0.00036 J	0.00049 U	0.00026 J
Cl6-BZ#155	MG/KG	0.00047 U	0.00049 U	0.00050 U	0.00049 U	0.00047 U
Cl6-BZ#156	MG/KG	0.00054	0.00076	0.00050	0.00049 U	0.00026 J
Cl6-BZ#157	MG/KG	0.00047 U	0.00026 J	0.00050 U	0.00049 U	0.00047 U
Cl6-BZ#158	MG/KG	0.00071	0.00081	0.00054	0.00049 U	0.00027 J
Cl6-BZ#167/#128	MG/KG	0.0019	0.0024	0.0014	0.00098 U	0.00080 J
Cl6-BZ#169	MG/KG	0.00047 U	0.00049 U	0.00050 U	0.00049 U	0.00047 U

TABLE 10a - SUMMARY OF SAMPLE DATA FOR STRIPED BASS FILET (MG/KG WET WEIGHT) OFF-SITE 2013

	Sample#	NBH13-FF-A-CH	NBH13-FF-B-CH	NBH13-FF-C-CH	NBH13-FF-D-CH	NBH13-FF-E-CH
	Species	Striped Bass	Striped Bass	Striped Bass	Striped Bass	Striped Bass
	Species Type	Fillet	Fillet	Fillet	Fillet	Fillet
	Area	Off-Site	Off-Site	Off-Site	Off-Site	Off-Site
	Station	No Station	No Station	No Station	No Station	No Station
	Sample Date	6/10/2013	6/10/2013	6/10/2013	6/10/2013	6/10/2013
Parameter	Units					
CI7-BZ#170/#190	MG/KG	0.0012	0.0017	0.0012	0.00098 U	0.00061 J
CI7-BZ#171	MG/KG	0.00049	0.00071	0.00047 J	0.00049 U	0.00047 U
CI7-BZ#172	MG/KG	0.00032 J	0.00042 J	0.00032 J	0.00049 U	0.00047 U
CI7-BZ#173	MG/KG	0.00047 U	0.00049 U	0.00050 U	0.00049 U	0.00047 U
CI7-BZ#174	MG/KG	0.00062	0.00084	0.00050	0.00049 U	0.0004 J
CI7-BZ#175	MG/KG	0.00047 U	0.00049 U	0.00050 U	0.00049 U	0.00047 U
CI7-BZ#176	MG/KG	0.00047 U	0.00049 U	0.00050 U	0.00049 U	0.00047 U
CI7-BZ#177	MG/KG	0.0012	0.0014	0.00098	0.00035 J	0.00056
CI7-BZ#178	MG/KG	0.00094	0.0012	0.00081	0.00030 J	0.00041 J
CI7-BZ#180	MG/KG	0.0034	0.0049	0.0039	0.0010	0.0015
CI7-BZ#182/#187	MG/KG	0.0046	0.0063	0.0043	0.0014	0.0019
CI7-BZ#183	MG/KG	0.0014	0.0019	0.0014	0.00040 J	0.00057
CI7-BZ#184	MG/KG	0.00047 U	0.00049 U	0.00050 U	0.00049 U	0.00047 U
CI7-BZ#185	MG/KG	0.00047 U	0.00049 U	0.00050 U	0.00049 U	0.00047 U
CI7-BZ#188	MG/KG	0.00047 U	0.00049 U	0.00050 U	0.00049 U	0.00047 U
CI7-BZ#189	MG/KG	0.00047 U	0.00049 U	0.00050 U	0.00049 U	0.00047 U
CI7-BZ#191	MG/KG	0.00047 U	0.00049 U	0.00050 U	0.00049 U	0.00047 U
CI7-BZ#193	MG/KG	0.00026 J	0.00037 J	0.00026 J	0.00049 U	0.00047 U
CI8-BZ#194	MG/KG	0.00064	0.0010	0.00075	0.00029 J	0.00034 J
CI8-BZ#195	MG/KG	0.00047 U	0.00035 J	0.00050 U	0.00049 U	0.00047 U
CI8-BZ#196/203	MG/KG	0.00097	0.0016	0.0011	0.00098 U	0.00049 J
CI8-BZ#197	MG/KG	0.00047 U	0.00049 U	0.00050 U	0.00049 U	0.00047 U
CI8-BZ#199	MG/KG	0.00047 U	0.00049 U	0.00050 U	0.00049 U	0.00047 U
CI8-BZ#200	MG/KG	0.00037 J	0.00052	0.00031 J	0.00049 U	0.00047 U
CI8-BZ#201	MG/KG	0.0012	0.0019	0.0014	0.00052	0.00057
CI8-BZ#202	MG/KG	0.00080	0.0012	0.0010	0.00035 J	0.00039 J
CI8-BZ#205	MG/KG	0.00047 U	0.00049 U	0.00050 U	0.00049 U	0.00047 U
CI9-BZ#206	MG/KG	0.0011	0.0022	0.0013	0.00082	0.00053
CI9-BZ#207	MG/KG	0.00047 U	0.00036 J	0.00050 U	0.00049 U	0.00047 U
CI9-BZ#208	MG/KG	0.00077	0.0013	0.00073	0.00045 J	0.00027 J
CI10-BZ#209	MG/KG	0.00091	0.0017	0.00094	0.00083	0.00041 J
Aroclor-1242	MG/KG	0.019 U	0.020 U	0.020 U	0.020 U	0.019 U
Aroclor-1248	MG/KG	0.16	0.020 U	0.020 U	0.020 U	0.019 U
Aroclor-1254	MG/KG	0.15	0.18	0.099	0.047	0.056
Aroclor-1260	MG/KG	0.049	0.064	0.054	0.020 U	0.023

TABLE 10b - SUMMARY OF SAMPLE DATA FOR STRIPED BASS LIVER (MG/KG WET WEIGHT) OFF-SITE 2013

Sample#	Species	NBH13-LV-A-CH	NBH13-LV-B-CH	NBH13-LV-C-CH	NBH13-LV-D-CH	NBH13-LV-E-CH
		Striped Bass Liver Off-Site No Station 6/10/2013	Striped Bass Liver Off-Site No Station 6/10/2013	Striped Bass Liver Off-Site No Station 6/10/2013	Striped Bass Liver Off-Site No Station 6/10/2013	Striped Bass Liver Off-Site No Station 6/10/2013
Species Type	Area					
Station						
Sample Date						
Parameter	Units					
Lipids	PERCENT	8.4	7.0	6.3	5.6	5.8
Total PCB Congeners ¹	MG/KG	0.71 J3	0.38 J3	0.83 J3	0.56 J3	0.38 J3
Total PCB Congeners Hits ²	MG/KG	0.71	0.37	0.82	0.56	0.37
Total NOAA Congeners ³	MG/KG	0.34 J4	0.20 J4	0.47 J4	0.30 J4	0.20 J4
Total WHO Congeners ⁴	MG/KG	0.053 J3	0.040 J3	0.090 J3	0.053 J3	0.039 J3
Total NOAA / WHO Combined ⁵	MG/KG	0.34 J4	0.21 J4	0.48 J4	0.31 J4	0.21 J3
Total Aroclors ⁶	MG/KG	1.3 J4	0.65 J3	1.5 J4	0.95 J3	0.65 J3
C11-BZ#1	MG/KG	0.00049 U	0.00049 U	0.00049 U	0.00050 U	0.00048 U
C11-BZ#3	MG/KG	0.00049 U	0.00049 U	0.00049 U	0.00050 U	0.00048 U
C12-BZ#4/#10	MG/KG	0.00097 U	0.00098 U	0.00098 U	0.00099 U	0.00097 U
C12-BZ#5/#8	MG/KG	0.00097 U	0.00098 U	0.00098 U	0.00099 U	0.00097 U
C12-BZ#6	MG/KG	0.00049 U	0.00049 U	0.00049 U	0.00050 U	0.00048 U
C12-BZ#7	MG/KG	0.00049 U	0.00049 U	0.00049 U	0.00050 U	0.00048 U
C12-BZ#12/#13	MG/KG	0.00097 U	0.00098 U	0.00098 U	0.00099 U	0.00097 U
C12-BZ#15	MG/KG	0.00049 U	0.00049 U	0.00049 U	0.00050 U	0.00048 U
C13-BZ#16/#32	MG/KG	0.00067 J	0.00098 U	0.00098 U	0.00099 U	0.00097 U
C13-BZ#17	MG/KG	0.00053	0.00049 U	0.00025 J	0.00050 U	0.00048 U
C13-BZ#18	MG/KG	0.00058	0.00034 J	0.00049 U	0.00030 J	0.00026 J
C13-BZ#19	MG/KG	0.00049 U	0.00049 U	0.00049 U	0.00050 U	0.00048 U
C13-BZ#21/#33	MG/KG	0.00097 U	0.00098 U	0.00098 U	0.00099 U	0.00097 U
C13-BZ#22	MG/KG	0.00066	0.00027 J	0.00057	0.00030 J	0.00048 U
C13-BZ#24/#27	MG/KG	0.00097 U	0.00098 U	0.00098 U	0.00099 U	0.00097 U
C13-BZ#25	MG/KG	0.0025	0.00049 U	0.00049 U	0.00050 U	0.00048 U
C13-BZ#26	MG/KG	0.0050	0.00055	0.00030 J	0.00039 J	0.00037 J
C13-BZ#28/#31	MG/KG	0.012	0.0019	0.0024	0.0018	0.0016
C13-BZ#29	MG/KG	0.00049 U	0.00049 U	0.00049 U	0.00050 U	0.00048 U
C13-BZ#37	MG/KG	0.00027 J	0.00049 U	0.00049 U	0.00050 U	0.00048 U
C14-BZ#40	MG/KG	0.0016	0.00050	0.00059	0.00055	0.00051
C14-BZ#41/#71	MG/KG	0.0097	0.0020	0.0028	0.0021	0.0019
C14-BZ#42	MG/KG	0.0054	0.0011	0.0015	0.0012	0.0010
C14-BZ#43/#49	MG/KG	0.063	0.0057	0.0072	0.0063	0.0059
C14-BZ#44	MG/KG	0.0092	0.0020	0.0029	0.0024	0.0020
C14-BZ#45	MG/KG	0.00045 J	0.00049 U	0.00049 U	0.00050 U	0.00048 U
C14-BZ#46	MG/KG	0.00049 U	0.00049 U	0.00049 U	0.00050 U	0.00048 U
C14-BZ#47/#48	MG/KG	0.026	0.0039	0.0053	0.0048	0.0040
C14-BZ#50	MG/KG	0.00049 U	0.00049 U	0.00049 U	0.00050 U	0.00048 U
C14-BZ#51	MG/KG	0.0015	0.00049 U	0.00049 U	0.00050 U	0.00048 U
C14-BZ#52	MG/KG	0.051	0.0059	0.0081	0.0066	0.0059
C14-BZ#53	MG/KG	0.0015	0.00030 J	0.00033 J	0.00033 J	0.00029 J
C14-BZ#54	MG/KG	0.00049 U	0.00049 U	0.00049 U	0.00050 U	0.00048 U
C14-BZ#56/#60	MG/KG	0.0032	0.0016	0.0032	0.0019	0.0015
C14-BZ#63	MG/KG	0.0012	0.00044 J	0.00086	0.00055	0.00041 J
C14-BZ#64	MG/KG	0.0066	0.0011	0.0011	0.0012	0.0011
C14-BZ#66	MG/KG	0.013	0.0059	0.011	0.0076	0.0060
C14-BZ#70	MG/KG	0.0047	0.0031	0.0042	0.0036	0.0029

TABLE 10b - SUMMARY OF SAMPLE DATA FOR STRIPED BASS LIVER (MG/KG WET WEIGHT) OFF-SITE 2013

Sample#	Species	NBH13-LV-A-CH	NBH13-LV-B-CH	NBH13-LV-C-CH	NBH13-LV-D-CH	NBH13-LV-E-CH
		Striped Bass Liver Off-Site No Station 6/10/2013	Striped Bass Liver Off-Site No Station 6/10/2013	Striped Bass Liver Off-Site No Station 6/10/2013	Striped Bass Liver Off-Site No Station 6/10/2013	Striped Bass Liver Off-Site No Station 6/10/2013
Species Type	Area					
Station	Sample Date					
Parameter	Units					
C14-BZ#74	MG/KG	0.0094	0.0032	0.0068	0.0038	0.0028
C14-BZ#76	MG/KG	0.00049 U	0.00049 U	0.00049 U	0.00050 U	0.00048 U
C14-BZ#77	MG/KG	0.00049 U	0.00049 U	0.00049 U	0.00050 U	0.00048 U
C14-BZ#81	MG/KG	0.00049 U	0.00049 U	0.00049 U	0.00050 U	0.00048 U
C15-BZ#82	MG/KG	0.0015	0.0011	0.0022	0.0015	0.0011
C15-BZ#83	MG/KG	0.0013	0.00066	0.0012	0.0011	0.00093
C15-BZ#85	MG/KG	0.0045	0.0032	0.0066	0.0041	0.0031
C15-BZ#87	MG/KG	0.00049 U	0.0052	0.011	0.0065	0.00048 U
C15-BZ#89	MG/KG	0.00049 U	0.00049 U	0.00049 U	0.00050 U	0.00048 U
C15-BZ#91	MG/KG	0.0089	0.0023	0.0029	0.0030	0.0026
C15-BZ#92	MG/KG	0.0084	0.0044	0.0089	0.0066	0.0050
C15-BZ#95	MG/KG	0.014	0.0048	0.0081	0.0067	0.0058
C15-BZ#97	MG/KG	0.010	0.0058	0.0094	0.0077	0.0057
C15-BZ#99	MG/KG	0.042	0.022	0.040	0.029	0.022
C15-BZ#100	MG/KG	0.0015	0.00052	0.00058	0.00064	0.00046 J
C15-BZ#101/#84	MG/KG	0.046	0.026	0.048	0.036	0.027
C15-BZ#104	MG/KG	0.00049 U	0.00049 U	0.00049 U	0.00050 U	0.00048 U
C15-BZ#105	MG/KG	0.0058	0.0045	0.011	0.0061	0.0045
C15-BZ#107	MG/KG	0.0043	0.0031	0.0061	0.0046	0.0033
C15-BZ#110	MG/KG	0.020	0.0098	0.015	0.013	0.011
C15-BZ#114	MG/KG	0.00036 J	0.00030 J	0.00066	0.00030 J	0.00048 U
C15-BZ#118	MG/KG	0.035	0.024	0.056	0.032	0.024
C15-BZ#119	MG/KG	0.0040	0.0015	0.0022	0.0020	0.0014
C15-BZ#123	MG/KG	0.00049 U	0.00049 U	0.00049 U	0.00050 U	0.00048 U
C15-BZ#124	MG/KG	0.00058	0.00048 J	0.00080	0.00058	0.00037 J
C15-BZ#126	MG/KG	0.00049 U	0.00049 U	0.00049 U	0.00050 U	0.00048 U
C16-BZ#129	MG/KG	0.00063	0.00055	0.0012	0.00090	0.00056
C16-BZ#130	MG/KG	0.0023	0.0019	0.0043	0.0031	0.0021
C16-BZ#131	MG/KG	0.00040 J	0.00026 J	0.00062	0.00050	0.00034 J
C16-BZ#132/#168	MG/KG	0.0032	0.0025	0.0049	0.0042	0.0033
C16-BZ#134	MG/KG	0.0023	0.0016	0.0036	0.0030	0.0020
C16-BZ#135/#144	MG/KG	0.0029	0.0020	0.0044	0.0035	0.0025
C16-BZ#136	MG/KG	0.0023	0.0011	0.0020	0.0018	0.0014
C16-BZ#137	MG/KG	0.0011	0.00096	0.0024	0.0012	0.00086
C16-BZ#138/#163	MG/KG	0.048	0.037	0.086	0.053	0.037
C16-BZ#141	MG/KG	0.0021	0.0020	0.0047	0.0026	0.0018
C16-BZ#146	MG/KG	0.013	0.010	0.024	0.017	0.010
C16-BZ#147	MG/KG	0.0022	0.0014	0.0025	0.0020	0.0014
C16-BZ#149	MG/KG	0.022	0.014	0.026	0.023	0.017
C16-BZ#151	MG/KG	0.0072	0.0051	0.013	0.0078	0.0053
C16-BZ#153	MG/KG	0.070	0.054	0.13	0.080	0.053
C16-BZ#154	MG/KG	0.0029	0.0018	0.0034	0.0027	0.0017
C16-BZ#155	MG/KG	0.00049 U	0.00049 U	0.00027 J	0.00030 J	0.00048 U
C16-BZ#156	MG/KG	0.0022	0.0019	0.0050	0.0026	0.0019
C16-BZ#157	MG/KG	0.00074	0.00063	0.0015	0.0010	0.00062
C16-BZ#158	MG/KG	0.0027	0.0020	0.0050	0.0027	0.0018
C16-BZ#167/#128	MG/KG	0.0076	0.0063	0.014	0.0086	0.0064
C16-BZ#169	MG/KG	0.00049 U	0.00049 U	0.00049 U	0.00050 U	0.00048 U

TABLE 10b - SUMMARY OF SAMPLE DATA FOR STRIPED BASS LIVER (MG/KG WET WEIGHT) OFF-SITE 2013

Parameter	Sample#	NBH13-LV-A-CH	NBH13-LV-B-CH	NBH13-LV-C-CH	NBH13-LV-D-CH	NBH13-LV-E-CH
	Species Species Type Area Station Sample Date	Striped Bass Liver Off-Site No Station 6/10/2013	Striped Bass Liver Off-Site No Station 6/10/2013	Striped Bass Liver Off-Site No Station 6/10/2013	Striped Bass Liver Off-Site No Station 6/10/2013	Striped Bass Liver Off-Site No Station 6/10/2013
	Units					
CI7-BZ#170/#190	MG/KG	0.0043	0.0039	0.011	0.0058	0.0043
CI7-BZ#171	MG/KG	0.0017	0.0015	0.0040	0.0023	0.0015
CI7-BZ#172	MG/KG	0.00098	0.00093	0.0025	0.0015	0.00093
CI7-BZ#173	MG/KG	0.00049 U	0.00049 U	0.00049 U	0.00050 U	0.00048 U
CI7-BZ#174	MG/KG	0.0020	0.0017	0.0042	0.0030	0.0023
CI7-BZ#175	MG/KG	0.00049	0.00040 J	0.0010	0.00061	0.00033 J
CI7-BZ#176	MG/KG	0.00048 J	0.00043 J	0.00091	0.00067	0.00045 J
CI7-BZ#177	MG/KG	0.0041	0.0031	0.0089	0.0058	0.0035
CI7-BZ#178	MG/KG	0.0032	0.0024	0.0072	0.0050	0.0028
CI7-BZ#180	MG/KG	0.011	0.010	0.032	0.016	0.010
CI7-BZ#182/#187	MG/KG	0.017	0.014	0.040	0.024	0.014
CI7-BZ#183	MG/KG	0.0047	0.0043	0.013	0.0066	0.0040
CI7-BZ#184	MG/KG	0.00049 U	0.00049 U	0.00049 U	0.00050 U	0.00048 U
CI7-BZ#185	MG/KG	0.00032 J	0.00029 J	0.00078	0.00042 J	0.00031 J
CI7-BZ#188	MG/KG	0.00031 J	0.00028 J	0.00055	0.00043 J	0.00048 U
CI7-BZ#189	MG/KG	0.00049 U	0.00049 U	0.00053	0.00032 J	0.00048 U
CI7-BZ#191	MG/KG	0.00049 U	0.00049 U	0.00064	0.00030 J	0.00048 U
CI7-BZ#193	MG/KG	0.00088	0.00074	0.0021	0.0013	0.00083
CI8-BZ#194	MG/KG	0.0020	0.0023	0.0059	0.0044	0.0022
CI8-BZ#195	MG/KG	0.00064	0.00069	0.0016	0.0011	0.00069
CI8-BZ#196/203	MG/KG	0.0031	0.0032	0.0096	0.0060	0.0030
CI8-BZ#197	MG/KG	0.00035 J	0.00033 J	0.00067	0.00060	0.00027 J
CI8-BZ#199	MG/KG	0.00049 U	0.00049 U	0.00027 J	0.00050 U	0.00048 U
CI8-BZ#200	MG/KG	0.0011	0.0010	0.0027	0.0020	0.00083
CI8-BZ#201	MG/KG	0.0037	0.0037	0.012	0.0078	0.0036
CI8-BZ#202	MG/KG	0.0026	0.0023	0.0093	0.0054	0.0023
CI8-BZ#205	MG/KG	0.00049 U	0.00049 U	0.00027 J	0.00050 U	0.00048 U
CI9-BZ#206	MG/KG	0.0034	0.0040	0.010	0.010	0.0027
CI9-BZ#207	MG/KG	0.00053	0.00061	0.0013	0.0014	0.00039 J
CI9-BZ#208	MG/KG	0.0020	0.0022	0.0061	0.0058	0.0014
CI10-BZ#209	MG/KG	0.0024	0.0028	0.0079	0.0086	0.0016
Aroclor-1242	MG/KG	0.019 U	0.020 U	0.020 U	0.020 U	0.019 U
Aroclor-1248	MG/KG	0.52	0.067	0.090	0.075	0.067
Aroclor-1254	MG/KG	0.61	0.44	1.0	0.64	0.44
Aroclor-1260	MG/KG	0.14	0.13	0.40	0.24	0.13

TABLE 10c - SUMMARY OF SAMPLE DATA FOR STRIPED BASS STOMACH CONTENTS (MG/KG WET WEIGHT) OFF-SITE 2013

Parameter	Sample#	NBH13-SC-A-CH	NBH13-SC-B-CH	NBH13-SC-C-CH	NBH13-SC-D-CH	NBH13-SC-E-CH
	Species Species Type Area Station Sample Date Units	Striped Bass Stomach Contents Off-Site No Station 6/10/2013	Striped Bass Stomach Contents Off-Site No Station 6/10/2013	Striped Bass Stomach Contents Off-Site No Station 6/10/2013	Striped Bass Stomach Contents Off-Site No Station 6/10/2013	Striped Bass Stomach Contents Off-Site No Station 6/10/2013
Lipids	PERCENT	2.2	0.90	2.5	0.48	1.3
Total PCB Congeners ¹	MG/KG	0.061 J2	0.040 J1	0.054 J2	0.043 J1	0.053 J2
Total PCB Congeners Hits ²	MG/KG	0.038	0.012	0.031	0.015	0.029
Total NOAA Congeners ³	MG/KG	0.028 J3	0.011 J2	0.023 J3	0.012 J2	0.019 J2
Total WHO Congeners ⁴	MG/KG	0.0078 J2	0.0039 J1	0.0059 J2	0.0040 J1	0.0051 J2
Total NOAA / WHO Combined ⁵	MG/KG	0.030 J2	0.013 J2	0.025 J2	0.015 J2	0.021 J2
Total Aroclors ⁶	MG/KG	0.0093 U	0.0098 U	0.098 J2	0.010 U	0.079 J2
C11-BZ#1	MG/KG	0.00047 U	0.00049 U	0.00047 U	0.00050 U	0.00049 U
C11-BZ#3	MG/KG	0.00047 U	0.00049 U	0.00047 U	0.00050 U	0.00049 U
C12-BZ#4/#10	MG/KG	0.00093 U	0.00098 U	0.00094 U	0.0010 U	0.00098 U
C12-BZ#5/#8	MG/KG	0.00093 U	0.00098 U	0.00094 U	0.0010 U	0.00098 U
C12-BZ#6	MG/KG	0.00047 U	0.00049 U	0.00047 U	0.00050 U	0.00049 U
C12-BZ#7	MG/KG	0.00047 U	0.00049 U	0.00047 U	0.00050 U	0.00049 U
C12-BZ#12/#13	MG/KG	0.00093 U	0.00098 U	0.00094 U	0.0010 U	0.00098 U
C12-BZ#15	MG/KG	0.00047 U	0.00049 U	0.00047 U	0.00050 U	0.00049 U
C13-BZ#16/#32	MG/KG	0.00093 U	0.00098 U	0.00094 U	0.0010 U	0.00098 U
C13-BZ#17	MG/KG	0.00047 U	0.00049 U	0.00047 U	0.00050 U	0.00049 U
C13-BZ#18	MG/KG	0.00047 U	0.00049 U	0.00047 U	0.00050 U	0.00049 U
C13-BZ#19	MG/KG	0.00047 U	0.00049 U	0.00047 U	0.00050 U	0.00049 U
C13-BZ#21/#33	MG/KG	0.00093 U	0.00098 U	0.00094 U	0.0010 U	0.00098 U
C13-BZ#22	MG/KG	0.00047 U	0.00049 U	0.00047 U	0.00050 U	0.00049 U
C13-BZ#24/#27	MG/KG	0.00093 U	0.00098 U	0.00094 U	0.0010 U	0.00098 U
C13-BZ#25	MG/KG	0.00047 U	0.00049 U	0.00047 U	0.00050 U	0.00049 U
C13-BZ#26	MG/KG	0.00047 U	0.00049 U	0.00047 U	0.00050 U	0.00049 U
C13-BZ#28/#31	MG/KG	0.00093 U	0.00098 U	0.00094 U	0.0010 U	0.00098 U
C13-BZ#29	MG/KG	0.00047 U	0.00049 U	0.00047 U	0.00050 U	0.00049 U
C13-BZ#37	MG/KG	0.00047 U	0.00049 U	0.00047 U	0.00050 U	0.00049 U
C14-BZ#40	MG/KG	0.00047 U	0.00049 U	0.00047 U	0.00050 U	0.00049 U
C14-BZ#41/#71	MG/KG	0.00093 U	0.00098 U	0.00094 U	0.0010 U	0.00098 U
C14-BZ#42	MG/KG	0.00047 U	0.00049 U	0.00047 U	0.00050 U	0.00049 U
C14-BZ#43/#49	MG/KG	0.00088 J	0.00098 U	0.00094 U	0.0010 U	0.00066 J
C14-BZ#44	MG/KG	0.00047 U	0.00049 U	0.00047 U	0.00050 U	0.00028 J
C14-BZ#45	MG/KG	0.00047 U	0.00049 U	0.00047 U	0.00050 U	0.00049 U
C14-BZ#46	MG/KG	0.00047 U	0.00049 U	0.00047 U	0.00050 U	0.00049 U
C14-BZ#47/#48	MG/KG	0.00055 J	0.00098 U	0.00094 U	0.0010 U	0.00098 U
C14-BZ#50	MG/KG	0.00047 U	0.00049 U	0.00047 U	0.00050 U	0.00049 U
C14-BZ#51	MG/KG	0.00047 U	0.00049 U	0.00047 U	0.00050 U	0.00049 U
C14-BZ#52	MG/KG	0.00071	0.00036 J	0.00037 J	0.00033 J	0.00069
C14-BZ#53	MG/KG	0.00047 U	0.00049 U	0.00047 U	0.00050 U	0.00049 U
C14-BZ#54	MG/KG	0.00047 U	0.00049 U	0.00047 U	0.00050 U	0.00049 U
C14-BZ#56/#60	MG/KG	0.00093 U	0.00098 U	0.00094 U	0.0010 U	0.00098 U
C14-BZ#63	MG/KG	0.00047 U	0.00049 U	0.00047 U	0.00050 U	0.00049 U
C14-BZ#64	MG/KG	0.00047 U	0.00049 U	0.00047 U	0.00050 U	0.00049 U

TABLE 10c - SUMMARY OF SAMPLE DATA FOR STRIPED BASS STOMACH CONTENTS (MG/KG WET WEIGHT) OFF-SITE 2013

Parameter	Sample#	NBH13-SC-A-CH	NBH13-SC-B-CH	NBH13-SC-C-CH	NBH13-SC-D-CH	NBH13-SC-E-CH
	Species Species Type Area Station Sample Date Units	Striped Bass Stomach Contents Off-Site No Station 6/10/2013	Striped Bass Stomach Contents Off-Site No Station 6/10/2013	Striped Bass Stomach Contents Off-Site No Station 6/10/2013	Striped Bass Stomach Contents Off-Site No Station 6/10/2013	Striped Bass Stomach Contents Off-Site No Station 6/10/2013
C14-BZ#66	MG/KG	0.00063	0.00031 J	0.00046 J	0.00032 J	0.00062
C14-BZ#70	MG/KG	0.00025 J	0.00049 U	0.00047 U	0.00050 U	0.00032 J
C14-BZ#74	MG/KG	0.00036 J	0.00049 U	0.00026 J	0.00050 U	0.00029 J
C14-BZ#76	MG/KG	0.00047 U	0.00049 U	0.00047 U	0.00050 U	0.00049 U
C14-BZ#77	MG/KG	0.00047 U	0.00049 U	0.00047 U	0.00050 U	0.00049 U
C14-BZ#81	MG/KG	0.00047 U	0.00049 U	0.00047 U	0.00050 U	0.00049 U
C15-BZ#82	MG/KG	0.00047 U	0.00049 U	0.00047 U	0.00050 U	0.00049 U
C15-BZ#83	MG/KG	0.00047 U	0.00049 U	0.00047 U	0.00050 U	0.00049 U
C15-BZ#85	MG/KG	0.00040 J	0.00049 U	0.00035 J	0.00050 U	0.00036 J
C15-BZ#87	MG/KG	0.00042 J	0.00026 J	0.00042 J	0.00030 J	0.00049 U
C15-BZ#89	MG/KG	0.00047 U	0.00049 U	0.00047 U	0.00050 U	0.00049 U
C15-BZ#91	MG/KG	0.00047 U	0.00049 U	0.00047 U	0.00050 U	0.00027 J
C15-BZ#92	MG/KG	0.00025 J	0.00027 J	0.00029 J	0.00028 J	0.00045 J
C15-BZ#95	MG/KG	0.00041 J	0.00032 J	0.00031 J	0.00032 J	0.00063
C15-BZ#97	MG/KG	0.00040 J	0.00034 J	0.00038 J	0.00037 J	0.00057
C15-BZ#99	MG/KG	0.0031	0.0010	0.0019	0.0010	0.0020
C15-BZ#100	MG/KG	0.00047 U	0.00049 U	0.00047 U	0.00050 U	0.00049 U
C15-BZ#101/#84	MG/KG	0.0023	0.0013	0.0020	0.0014	0.0026
C15-BZ#104	MG/KG	0.00047 U	0.00049 U	0.00047 U	0.00050 U	0.00049 U
C15-BZ#105	MG/KG	0.00066	0.00031 J	0.00059	0.00050 U	0.00046 J
C15-BZ#107	MG/KG	0.00039 J	0.00049 U	0.00033 J	0.00050 U	0.00030 J
C15-BZ#110	MG/KG	0.00064	0.00052	0.00058	0.00057	0.0011
C15-BZ#114	MG/KG	0.00047 U	0.00049 U	0.00047 U	0.00050 U	0.00049 U
C15-BZ#118	MG/KG	0.0037	0.00095	0.0024	0.0010	0.0019
C15-BZ#119	MG/KG	0.00047 U	0.00049 U	0.00047 U	0.00050 U	0.00049 U
C15-BZ#123	MG/KG	0.00047 U	0.00049 U	0.00047 U	0.00050 U	0.00049 U
C15-BZ#124	MG/KG	0.00047 U	0.00049 U	0.00047 U	0.00050 U	0.00049 U
C15-BZ#126	MG/KG	0.00047 U	0.00049 U	0.00047 U	0.00050 U	0.00049 U
C16-BZ#129	MG/KG	0.00047 U	0.00049 U	0.00047 U	0.00050 U	0.00049 U
C16-BZ#130	MG/KG	0.00047 U	0.00049 U	0.00047 U	0.00050 U	0.00049 U
C16-BZ#131	MG/KG	0.00047 U	0.00049 U	0.00047 U	0.00050 U	0.00049 U
C16-BZ#132/#168	MG/KG	0.00093 U	0.00098 U	0.00094 U	0.0010 U	0.00098 U
C16-BZ#134	MG/KG	0.00047 U	0.00049 U	0.00047 U	0.00050 U	0.00049 U
C16-BZ#135/#144	MG/KG	0.00093 U	0.00098 U	0.00094 U	0.0010 U	0.00098 U
C16-BZ#136	MG/KG	0.00047 U	0.00049 U	0.00047 U	0.00050 U	0.00049 U
C16-BZ#137	MG/KG	0.00047 U	0.00049 U	0.00047 U	0.00050 U	0.00049 U
C16-BZ#138/#163	MG/KG	0.0049	0.0016	0.0039	0.0017	0.0031
C16-BZ#141	MG/KG	0.00047 U	0.00049 U	0.00047 U	0.00050 U	0.00049 U
C16-BZ#146	MG/KG	0.0011	0.00043 J	0.0011	0.00052	0.00083
C16-BZ#147	MG/KG	0.00047 U	0.00049 U	0.00047 U	0.00050 U	0.00049 U
C16-BZ#149	MG/KG	0.00091	0.00078	0.0011	0.00089	0.0017
C16-BZ#151	MG/KG	0.00028 J	0.00031 J	0.00039 J	0.00034 J	0.00057
C16-BZ#153	MG/KG	0.0089	0.0021	0.0061	0.0023	0.0041
C16-BZ#154	MG/KG	0.00047 U	0.00049 U	0.00047 U	0.00050 U	0.00049 U
C16-BZ#155	MG/KG	0.00047 U	0.00049 U	0.00047 U	0.00050 U	0.00049 U
C16-BZ#156	MG/KG	0.00035 J	0.00049 U	0.00047 U	0.00050 U	0.00049 U
C16-BZ#157	MG/KG	0.00047 U	0.00049 U	0.00047 U	0.00050 U	0.00049 U
C16-BZ#158	MG/KG	0.00038 J	0.00049 U	0.00047 U	0.00050 U	0.00049 U

TABLE 10c - SUMMARY OF SAMPLE DATA FOR STRIPED BASS STOMACH CONTENTS (MG/KG WET WEIGHT) OFF-SITE 2013

Parameter	Sample#	NBH13-SC-A-CH	NBH13-SC-B-CH	NBH13-SC-C-CH	NBH13-SC-D-CH	NBH13-SC-E-CH
	Species Species Type Area Station Sample Date	Striped Bass Stomach Contents Off-Site No Station 6/10/2013	Striped Bass Stomach Contents Off-Site No Station 6/10/2013	Striped Bass Stomach Contents Off-Site No Station 6/10/2013	Striped Bass Stomach Contents Off-Site No Station 6/10/2013	Striped Bass Stomach Contents Off-Site No Station 6/10/2013
	Units					
CI6-BZ#167/#128	MG/KG	0.0012	0.00098 U	0.00073 J	0.0010 U	0.00056 J
CI6-BZ#169	MG/KG	0.00047 U	0.00049 U	0.00047 U	0.00050 U	0.00049 U
CI7-BZ#170/#190	MG/KG	0.00061 J	0.00098 U	0.00051 J	0.0010 U	0.00098 U
CI7-BZ#171	MG/KG	0.00047 U	0.00049 U	0.00047 U	0.00050 U	0.00049 U
CI7-BZ#172	MG/KG	0.00047 U	0.00049 U	0.00047 U	0.00050 U	0.00049 U
CI7-BZ#173	MG/KG	0.00047 U	0.00049 U	0.00047 U	0.00050 U	0.00049 U
CI7-BZ#174	MG/KG	0.00047 U	0.00049 U	0.00047 U	0.00050 U	0.00025 J
CI7-BZ#175	MG/KG	0.00047 U	0.00049 U	0.00047 U	0.00050 U	0.00049 U
CI7-BZ#176	MG/KG	0.00047 U	0.00049 U	0.00047 U	0.00050 U	0.00049 U
CI7-BZ#177	MG/KG	0.00047 U	0.00049 U	0.00030 J	0.00027 J	0.00035 J
CI7-BZ#178	MG/KG	0.00047 U	0.00049 U	0.00047 U	0.00050 U	0.00032 J
CI7-BZ#180	MG/KG	0.0013	0.00045 J	0.0014	0.00061	0.00090
CI7-BZ#182/#187	MG/KG	0.0011	0.00065 J	0.0020	0.00087 J	0.0013
CI7-BZ#183	MG/KG	0.00051	0.00049 U	0.00059	0.00028 J	0.00040 J
CI7-BZ#184	MG/KG	0.00047 U	0.00049 U	0.00047 U	0.00050 U	0.00049 U
CI7-BZ#185	MG/KG	0.00047 U	0.00049 U	0.00047 U	0.00050 U	0.00049 U
CI7-BZ#188	MG/KG	0.00047 U	0.00049 U	0.00047 U	0.00050 U	0.00049 U
CI7-BZ#189	MG/KG	0.00047 U	0.00049 U	0.00047 U	0.00050 U	0.00049 U
CI7-BZ#191	MG/KG	0.00047 U	0.00049 U	0.00047 U	0.00050 U	0.00049 U
CI7-BZ#193	MG/KG	0.00047 U	0.00049 U	0.00047 U	0.00050 U	0.00049 U
CI8-BZ#194	MG/KG	0.00025 J	0.00049 U	0.00030 J	0.00050 U	0.00049 U
CI8-BZ#195	MG/KG	0.00047 U	0.00049 U	0.00047 U	0.00050 U	0.00049 U
CI8-BZ#196/203	MG/KG	0.00093 U	0.00098 U	0.00047 J	0.0010 U	0.00098 U
CI8-BZ#197	MG/KG	0.00047 U	0.00049 U	0.00047 U	0.00050 U	0.00049 U
CI8-BZ#199	MG/KG	0.00047 U	0.00049 U	0.00047 U	0.00050 U	0.00049 U
CI8-BZ#200	MG/KG	0.00047 U	0.00049 U	0.00047 U	0.00050 U	0.00049 U
CI8-BZ#201	MG/KG	0.00026 J	0.00049 U	0.00050	0.00036 J	0.00036 J
CI8-BZ#202	MG/KG	0.00047 U	0.00049 U	0.00031 J	0.00050 U	0.00049 U
CI8-BZ#205	MG/KG	0.00047 U	0.00049 U	0.00047 U	0.00050 U	0.00049 U
CI9-BZ#206	MG/KG	0.00029 J	0.00026 J	0.00037 J	0.00046 J	0.00035 J
CI9-BZ#207	MG/KG	0.00047 U	0.00049 U	0.00047 U	0.00050 U	0.00049 U
CI9-BZ#208	MG/KG	0.00047 U	0.00049 U	0.00025 J	0.00032 J	0.00025 J
CI10-BZ#209	MG/KG	0.00047 U	0.00049 U	0.00034 J	0.00045 J	0.00032 J
Aroclor-1242	MG/KG	0.019 U	0.020 U	0.019 U	0.020 U	0.020 U
Aroclor-1248	MG/KG	0.019 U	0.020 U	0.019 U	0.020 U	0.020 U
Aroclor-1254	MG/KG	0.019 U	0.020 U	0.070	0.020 U	0.050
Aroclor-1260	MG/KG	0.019 U	0.020 U	0.019 U	0.020 U	0.020 U

Appendix B

Data Validation Summary

**Massachusetts Department of Environmental Protection
New Bedford Harbor Seafood Contaminant Survey Monitoring
2013 Sampling
March 4, 2014**

**Data Validation Summary
Massachusetts Department of Environmental Protection
New Bedford Harbor Superfund Site
Seafood Contaminant Survey Monitoring 2013 Sampling
New Bedford, Massachusetts**

INTRODUCTION

One hundred seventeen fish tissue samples were collected as part of the New Bedford Harbor Superfund Site's Seafood Contaminant Survey Monitoring. Seafood samples were collected between April 2013 and October 2013. Striped bass samples were collected by AMEC E&I. All other tissue samples were collected by the Massachusetts Department of Marine Fisheries (MADMF). Samples were submitted to Alpha Analytical Laboratory located in Mansfield, Massachusetts, for processing and analysis. Tissue samples were analyzed for percent lipids and polychlorinated biphenyls (PCBs) by GC/MS Selected Ion Monitoring (SIM).

Tissue samples were analyzed in nine separate data sets: L1310777 (striped bass), L1311822 (alewife), L1311823 (black sea bass), L1311827 (bluefish), L1311828 (quahogs), L1311831 (scup), L1311832 (tautog), L1321861 (conch), and L1321863 (post-spawn quahogs). The data packages were validated using Region I EPA-New England Data Validation Functional Guidelines for Evaluating Environmental Analyses (USEPA, 1996), Region I Laboratory Data Validation Functional Guidelines for Evaluating Organics Analyses (USEPA, 2004), Alpha Analytical Laboratory Standard Operating Procedure (SOP) O-015 (Alpha, 2011), and the Quality Assurance Project Plan, Seafood Contaminant Survey, New Bedford Harbor Superfund Site, Revision 9.0 (MADEP, 2013). As specified in the QAPP, Tier I+ data validation was performed on 95 percent of the samples, and Tier II data validation was performed on 5 percent of the samples. Tier II validation was performed on six samples submitted in SDG L1321861.

For Tier I+ data validation, data were evaluated for the following parameters:

- * Collection and Preservation
- * Holding Times
- * Data Completeness
- * Initial Calibration (only if problems noted in case narrative)
- * Continuing Calibration (only if problems noted in case narrative)
- * Blanks
- Surrogate Standards
- Standard Reference Material (SRM)
- Laboratory Control Sample/Laboratory Control Sample Duplicate (LCS/LCSD)
- Matrix Spike/Matrix Spike Duplicates (MS/MSD)
- Laboratory Duplicates
- * Internal Standards (only if problems noted in case narrative)
- Target Compound Quantitation (only if problems noted in case narrative)
- * Miscellaneous

* - all criteria were met for this parameter

For Tier II data validation, the above checks were completed along with evaluations of initial calibrations, continuing calibrations, instrument tuning, and internal standards using summary forms provided in the data package.

DATA VALIDATION SUMMARY

In general, laboratory performance is considered acceptable and all results are usable. The following qualifying statements have been applied to the 2013 data.

Surrogate Standards

PCB (L1321863) – Percent recovery of surrogate BZ 202-C13 (49) in sample NBH13-SF-C-2 was below the QAPP lower control limit of 50, indicating potential low biases for reported results. Positive and non-detected results for all target analytes in sample NBH13-SF-C-2 were qualified estimated (J/UJ).

SRM

PCB (L1311823, L1311827, L1311828) – Percent recoveries were less than the lower control limit of 40 in the SMR associated with sample NBH13-SC-D-2 of SDG L1311823, samples NBH13-FF-B-2 and NBH13-FF-B-3 of SDG L1311827, and all samples of SDG L1311828 for BZ 44 (35), BZ 70 (38), and BZ 66 (39). Detections for these congeners were reported in associated samples NBH13-SC-D-2, NBH13-FF-B-2, NBH13-FF-B-3, and in all samples of SDG L1311828, and were qualified estimated (J).

LCS/LCSD

PCB (L1311823, L1311827, L1311828) – The LCS/LCSD associated with sample NBH13-SC-D-2 of SDG L1311823, samples NBH13-FF-B-2 and NBH13-FF-B-3 of SDG L1311827, and all samples of SDG L1311828 had relative percent differences (RPDs) outside control limits for all congeners, and generally low percent recoveries were observed. Based on professional judgment, results for all congeners in samples NBH13-SC-D-2, NBH13-FF-B-2, NBH13-FF-B-3, and all samples of SDG L1311828 were qualified estimated (J/UJ).

MS/MSD

PCB (L1311822) – The MS associated with sample NBH13-FF-A-1 had percent recoveries greater than the upper control limit of 140 for BZ 18 (141), BZ 28/31 (167), BZ 101/84 (148), and BZ 153 (143), indicating potential high biases. Detections of BZ 18, BZ 28/31, BZ 101/84, and BZ 153 in sample NBH13-FF-A-1 were qualified estimated (J).

PCB (L1311828) – The MS associated with sample NBH13-SF-A-1 had percent recoveries less than the lower control limit of 40 for BZ 28/31 (29), BZ 52 (7), BZ 43/49 (20), and BZ 110 (38), indicating potential low biases. Detections of BZ 28/31, BZ 52, BZ 43/49, and BZ 110 in sample NBH13-SF-A-1 were qualified estimated (J).

Laboratory Duplicates

PCB (L1311832) – Sample NBH13-FF-A-2 reported a detection of BZ 123 (1.05 µg/kg) while its associated laboratory duplicate reported BZ 123 as not detected. The detection of BZ 123 in sample NBH13-FF-A-2 was qualified estimated (J).

Lipids (L1321861) – The relative percent difference (RPD) between laboratory duplicate results for percent lipids (28) in sample NBH13-SF-A-2 was above the QAPP control limit of 20. Positive detections of percent lipids were reported in all samples and were qualified estimated (J).

PCB (L1321863) – The RPD between laboratory duplicate results for BZ 123 (35) in sample NBH13-SF-A-1 was above the QAPP control limit of 30. The positive detection of BZ 123 in sample NBH13-SF-A-1 was qualified estimated (J).

Target Compound Quantitation

PCB (L1310777) - The narrative states that a subset of samples in SDG L1310777 contain peaks with retention time patterns that match Aroclor 1248, Aroclor 1254 and/or Aroclor 1260; however, the peak area ratios do not completely match those typical of these Aroclors. Therefore, results for Aroclor 1248, Aroclor 1254, and/or Aroclor 1260 in a subset of samples in SDG L1310777 are reported by the laboratory as “weathered.”

PCB (L1311822) - The narrative states that a subset of samples in SDG L1311822 contain peaks with retention time patterns that match Aroclor 1242, Aroclor 1254 and/or Aroclor 1260; however, the peak area ratios do not completely match those typical of these Aroclors. Therefore, results for Aroclor 1242, Aroclor 1254, and/or Aroclor 1260 in a subset of samples in SDG L1311822 are reported by the laboratory as “weathered.”

PCB (L1311823) - The narrative states that a subset of samples in SDG L1311823 contain peaks with retention time patterns that match Aroclor 1248, Aroclor 1254, and/or Aroclor 1260; however, the peak area ratios do not completely match those typical of these Aroclors. Therefore, results for Aroclor 1248, Aroclor 1254, and/or Aroclor 1260 in a subset of samples in SDG L1311823 are reported by the laboratory as “weathered.”

PCB (L1311827) – The narrative states that a subset of samples in SDG L1311827 contain peaks with retention time patterns that match Aroclor 1248, Aroclor 1254, and/or Aroclor 1260; however, the peak area ratios do not completely match those typical of these Aroclors. Therefore, results for Aroclor 1248, Aroclor 1254, and/or Aroclor 1260 in a subset of samples of SDG L1311827 are reported by the laboratory as “weathered.”

PCB (L1311828) - The narrative states that a subset of samples in SDG L1311828 contain peaks with retention time patterns that match Aroclor 1248, Aroclor 1254, and/or Aroclor 1260; however, the peak area ratios do not completely match those typical of these Aroclors. Therefore, results for Aroclor 1248, Aroclor 1254, and/or Aroclor 1260 in a subset of samples in SDG L1311828 are reported by the laboratory as “weathered.”

PCB (L1311831) - The narrative states that a subset of samples in SDG L1311831 contain peaks with retention time patterns that match Aroclor 1248, Aroclor 1254, and/or Aroclor 1260; however, the peak area ratios do not completely match those typical of these Aroclors. Therefore, results for Aroclor 1248, Aroclor 1254, and/or Aroclor 1260 in a subset of samples in SDG L1311831 are reported by the laboratory as “weathered.”

PCB (L1311832) - The narrative states that a subset of samples in SDG L1311832 contain peaks with retention time patterns that match Aroclor 1248, Aroclor 1254, and/or Aroclor 1260; however, the peak area ratios do not completely match those typical of these Aroclors. Therefore, results for Aroclor 1248, Aroclor 1254, and/or Aroclor 1260 in a subset of samples in SDG L1311832 are reported by the laboratory as “weathered.”

PCB (L1321861) - The narrative states that all samples in SDG L1321861 contain peaks with retention time patterns that match Aroclor 1248, Aroclor 1254, and/or Aroclor 1260; however, the peak area ratios

do not completely match those typical of these Aroclors. Therefore, results for Aroclor 1248, Aroclor 1254, and/or Aroclor 1260 in all samples in SDG L1321861 are reported by the laboratory as “weathered.”

PCB (L1321863) - The narrative states that all samples in SDG L1321863 contain peaks with retention time patterns that match Aroclor 1248, Aroclor 1254, and/or Aroclor 1260; however, the peak area ratios do not completely match those typical of these Aroclors. Therefore, results for Aroclor 1248, Aroclor 1254, and/or Aroclor 1260 in all samples in SDG L1321863 are reported by the laboratory as “weathered.”

Reference:


U.S. Environmental Protection Agency (USEPA), 1996. “Region I, EPA-New England Data Validation Functional Guidelines for Evaluating Environmental Analyses, Parts I and II,” Quality Assurance Unit Staff; Office of Environmental Measurement and Evaluation; December, 1996.

U.S. Environmental Protection Agency (USEPA), 2004. “Region I, Laboratory Data Validation Functional Guidelines for Evaluating Organics Analyses;” Hazardous Site Evaluation Division; Draft, February, 2004.

Alpha Analytical, Inc., 2011. “Determination of PCB Homologs, Individual Congeners, and Pesticides by GC/MS-SIM,” Alpha Analytical, Inc.; August, 2011.


MADEP, March 28, 2013. “Quality Assurance Project Plan, Seafood Contaminant Survey, New Bedford Harbor Superfund Site, Revision 9.0”, Massachusetts Department of Environmental Protection; March 2013.

Data Validator: Julie Ricardi

Signature: 

Date: January 13, 2014

Reviewed by: Bradley B. LaForest, NRCC-EAC

Signature: 

Date: Revised March 4, 2014

Appendix C

Seafood Monitoring - Field Sampling Activities for the New Bedford Harbor Superfund Site 2013 Annual Report February 2014

Seafood Monitoring - Field Sampling Activities for the New Bedford Harbor Superfund Site 2013 Annual Report

Vin Malkoski, Senior Marine Fisheries Biologist
Massachusetts Division of Marine Fisheries
February 2014

The Massachusetts Division of Marine Fisheries (*Marine Fisheries*) under an agreement with the Massachusetts Department of Environmental Protection (MassDEP) collects legal-size fish and shellfish from the three New Bedford Harbor fish closure areas. At the end of the collection period, these frozen samples were delivered to the Alpha Woods Hole Laboratories in Mansfield, Massachusetts for analysis. MassDEP provides the results of the analyses to EPA to monitor and support the site remediation project. This report describes *Marine Fisheries'* field activities in 2013 in accordance with the Seafood Monitoring and Field Sampling Work Plan and makes recommendations for the upcoming 2014 field season based on results obtained during the previous field season.

Sample Sites

The three Fish Closure Areas are identified in Attachment 1 from the EPA Record of Decision for the Upper and Lower Operable Unit, New Bedford Harbor Superfund Site, New Bedford, Massachusetts, dated September 25, 1998. These three Fish Closure Areas were designated by the Mass. Dept. of Public Health in 1979. Area 1 includes the waters of the Acushnet River and the New Bedford/Fairhaven Inner Harbor north of the Hurricane Barrier. Area 2 comprises the waters of the Outer Harbor and Clarks Cove south of the Hurricane Barrier and north of a line drawn from Wilbur Point in Fairhaven to Ricketsons Point in Dartmouth. Area 3 is that portion of Buzzards Bay south of the line drawn from Wilbur Point in Fairhaven to Ricketsons Point in Dartmouth and north of a line drawn from Rocky Point on West Island in Fairhaven to the Negro Ledge C3 buoy then to Mishaum Point in Dartmouth.

There are five original sample stations in each of the three fish closure areas in the waters of the City of New Bedford and the Towns of Dartmouth and Fairhaven. Station locations within each area vary for different species as what may be suitable habitat for one species may not be suitable for another (Attachment 1 – Figure 1 to 11). During the 2013 collection season, the only species collected from Area 1 was alewife and quahog. In order to provide samples from as many stations as possible, both channel and knobbed whelk were included in the 2013 collections.

2013 Field Collections

Complete information including the harvest dates, collection identification information, species, and station identification information, location by latitude and longitude, and collection method is appended to this report as Attachment 2 – Collection Sheets 1 to 10. Data Form 1 contains length and weight information for the fish species collected.

Alewife (*Alosa pseudoharengus*)

Five alewives were collected at the New Bedford Reservoir at Station C-1 during April using a dip net.

Black sea bass (*Centropristis striata*)

Black sea bass sampling with fish pots began in May and continued through mid-June. We collected black sea bass from all stations in Areas 2 and 3 in 2013, although numbers were low at some stations. Local abundance was high, but the fish spent most of the season in other parts of Buzzards Bay outside of the collection areas.

Bluefish (*Pomatomus saltatrix*)

We collected bluefish from all four stations in Areas 2 and 3 during June using rod and reel.

Channeled whelk (*Busycon canaliculatum*) and knobbed whelk (*Busycon carica*)

Channeled and knobbed whelk were collected in October from ten stations in Areas 2 and 3 during October using conch pots.

Quahog (*Mercenaria mercenaria*)

Marine Fisheries collected pre-spawn quahog samples from fifteen stations in Areas 1, 2, and 3 during May and post-spawn samples from fifteen stations in August by rake and diver. At least 12 quahogs were harvested per station in each collection in order to provide sufficient sample sizes for the Work Plan.

Scup (*Stenotomus chrysops*)

Scup collections took place in May and June at all ten stations in Areas 2 and 3 using fish pots.

Tautog (*Tautoga onita*)

As per the 2013 sampling plan, we collected tautog with fish pots at 10 stations in Areas 2 and 3.

Planning for 2014 Field Collections

The final EPA sampling plan was not complete at the time this report was prepared. Absent additional requests, we will collect alewife, black sea bass, bluefish, channel/knobbed whelk, quahog, scup, and tautog samples in 2014. In addition, DMF will continue to search for additional quahog stations in Areas 1 and 2.

Marine Fisheries will continue harvest black sea bass instead of winter flounder due to the continued determination by the Atlantic States Marine Fisheries Commission that the southern New England winter flounder stock is “overfished”.

ATTACHMENT 1
DMF HARVEST SITE MAPS

Figure 1 PCB Sample Areas 1 to 3

Figure 2 Alewife, Area 1

Figure 3 Black sea bass, Areas 2 & 3

Figure 4 Bluefish, Areas 2 & 3

Figure 5 Conch (Channel and knobbed whelk), Areas 2 & 3

Figure 6 Quahog (Pre-spawn May), Areas 1, 2, & 3

Figure 7 Quahog (Post-spawn August), Areas 1, 2, & 3

Figure 8 Scup, Areas 2 & 3

Figure 9 Tautog, Areas 2 & 3

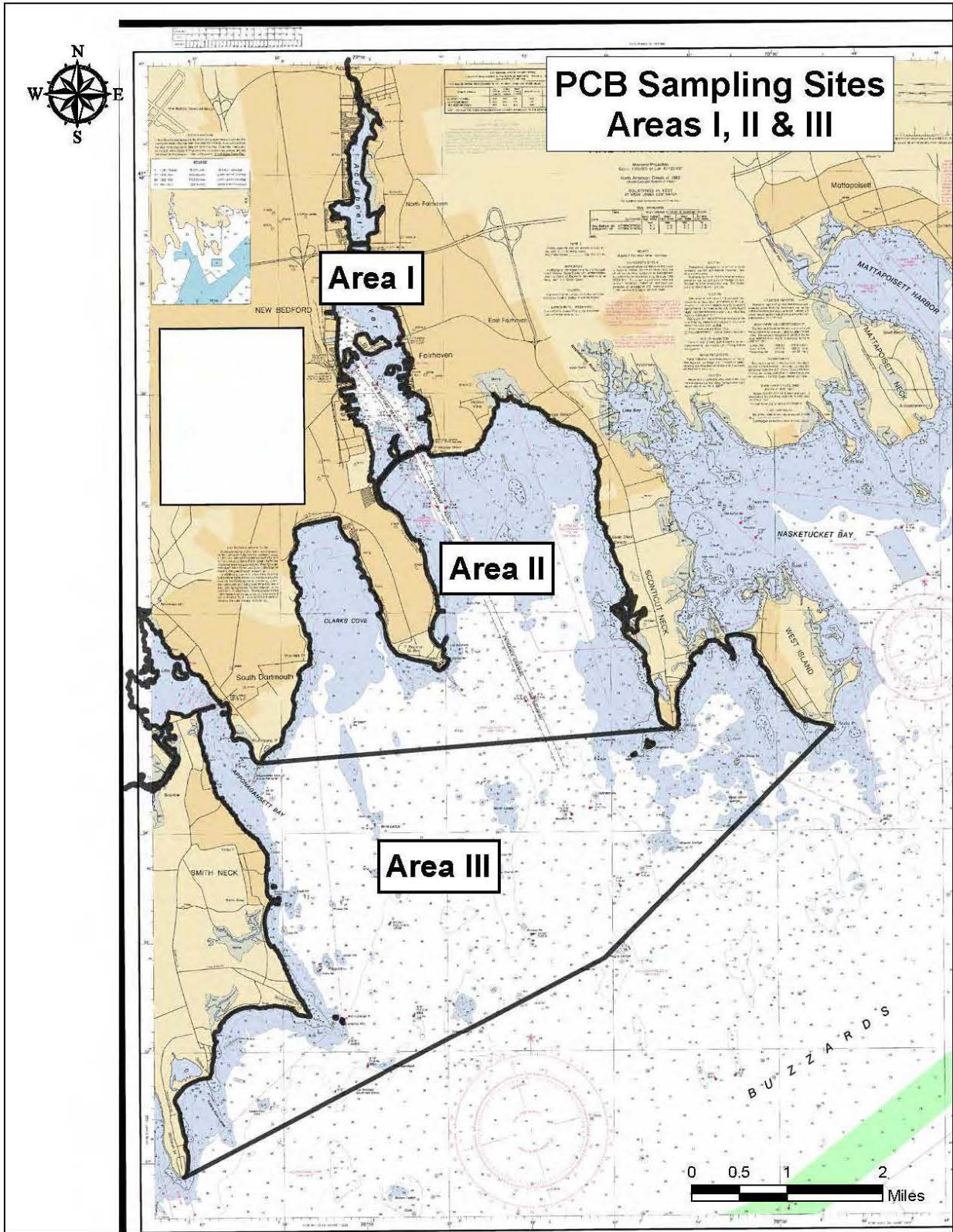


Figure 1 PCB Sample Areas I to III

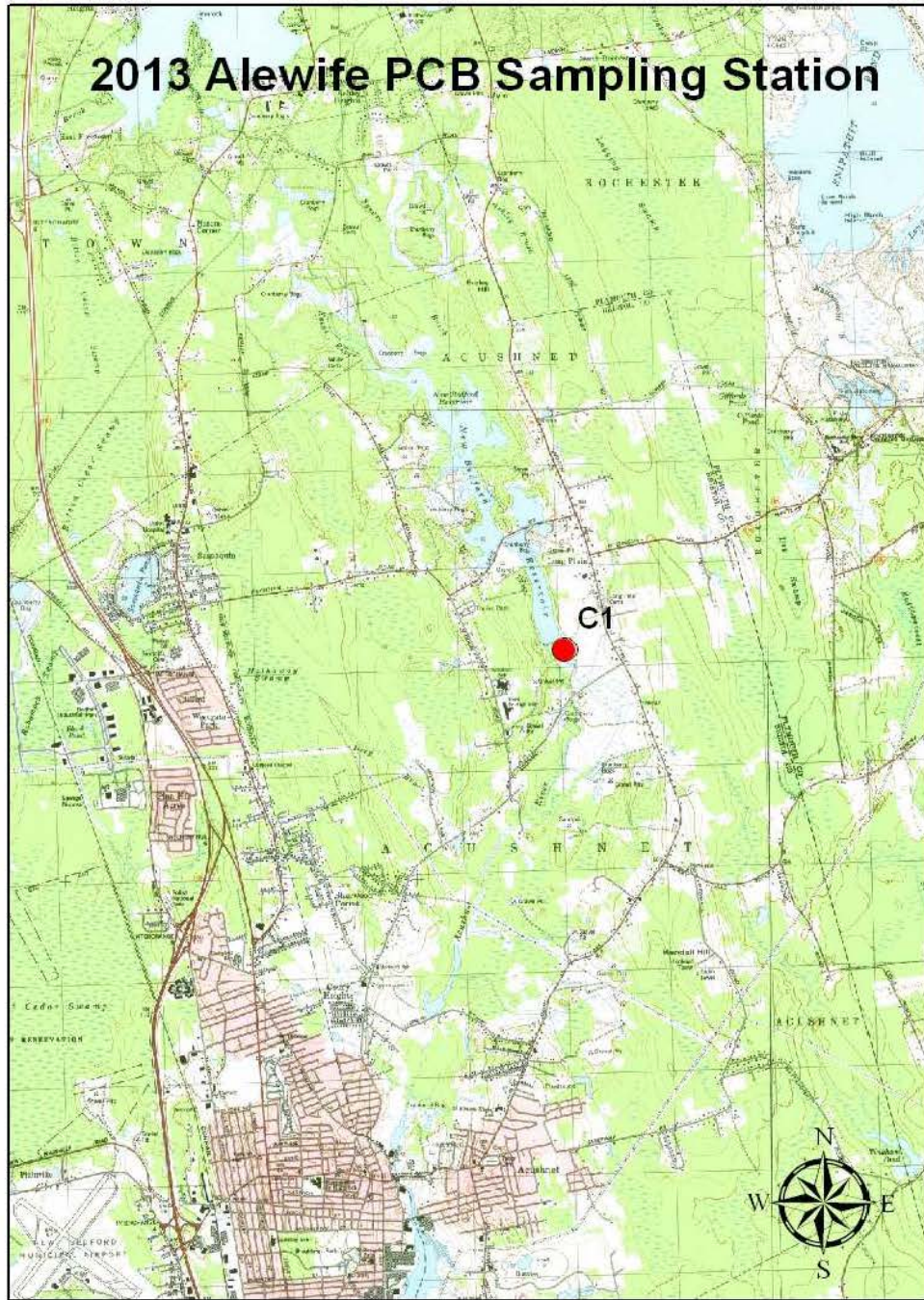


Figure 2 Alewife, Area I

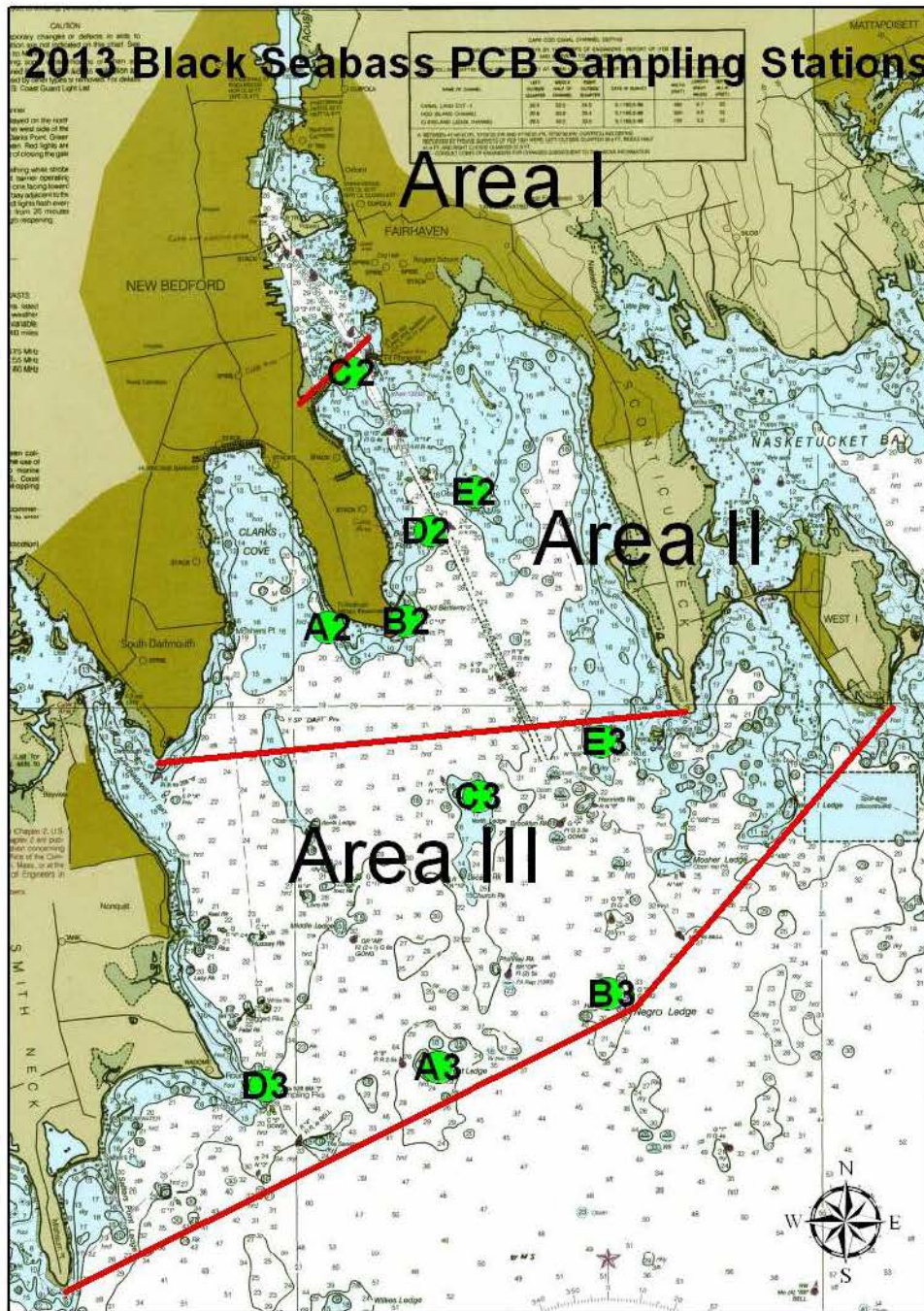


Figure 3 Black Sea Bass, Areas II & III

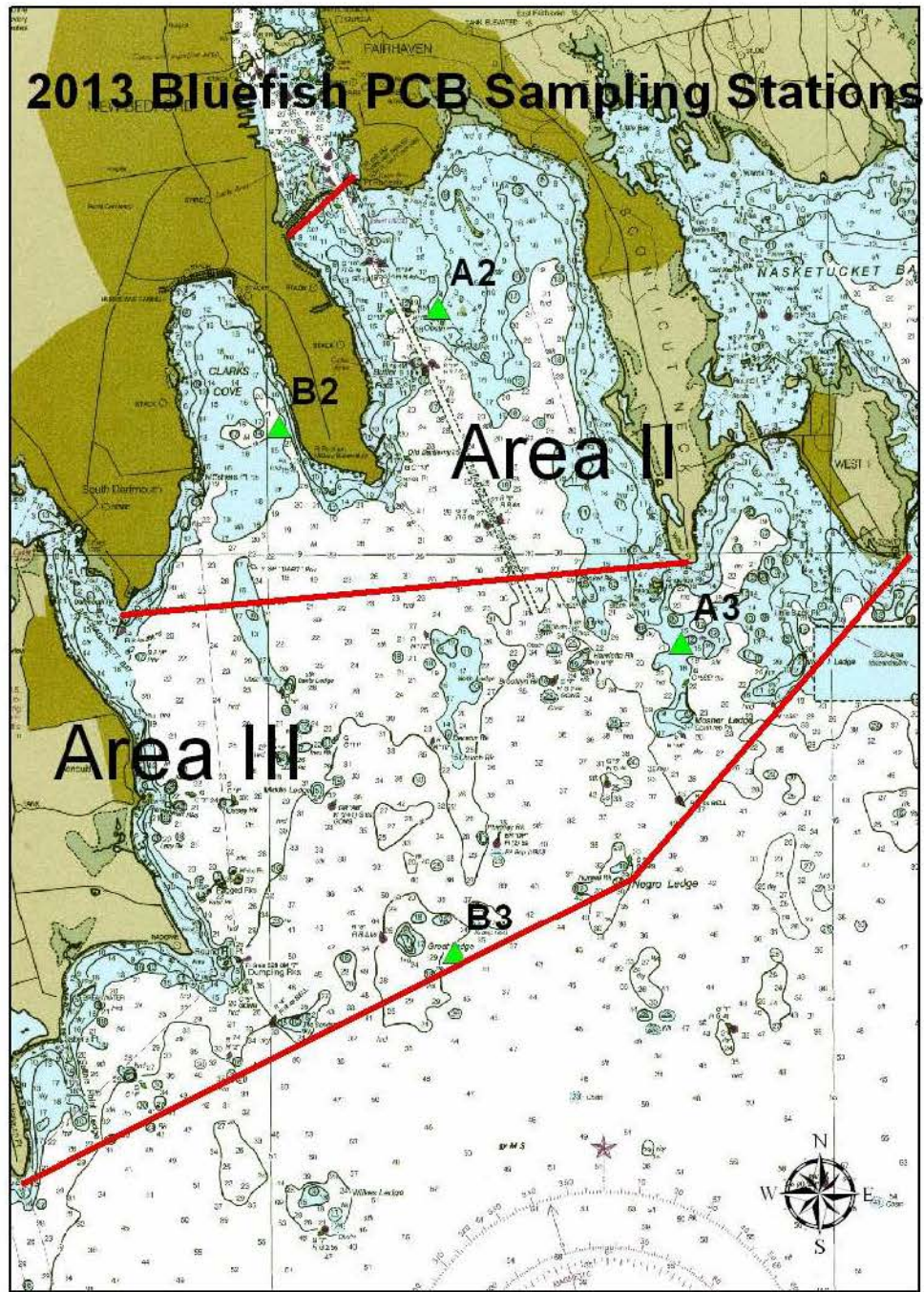


Figure 4 Bluefish, Areas II & III

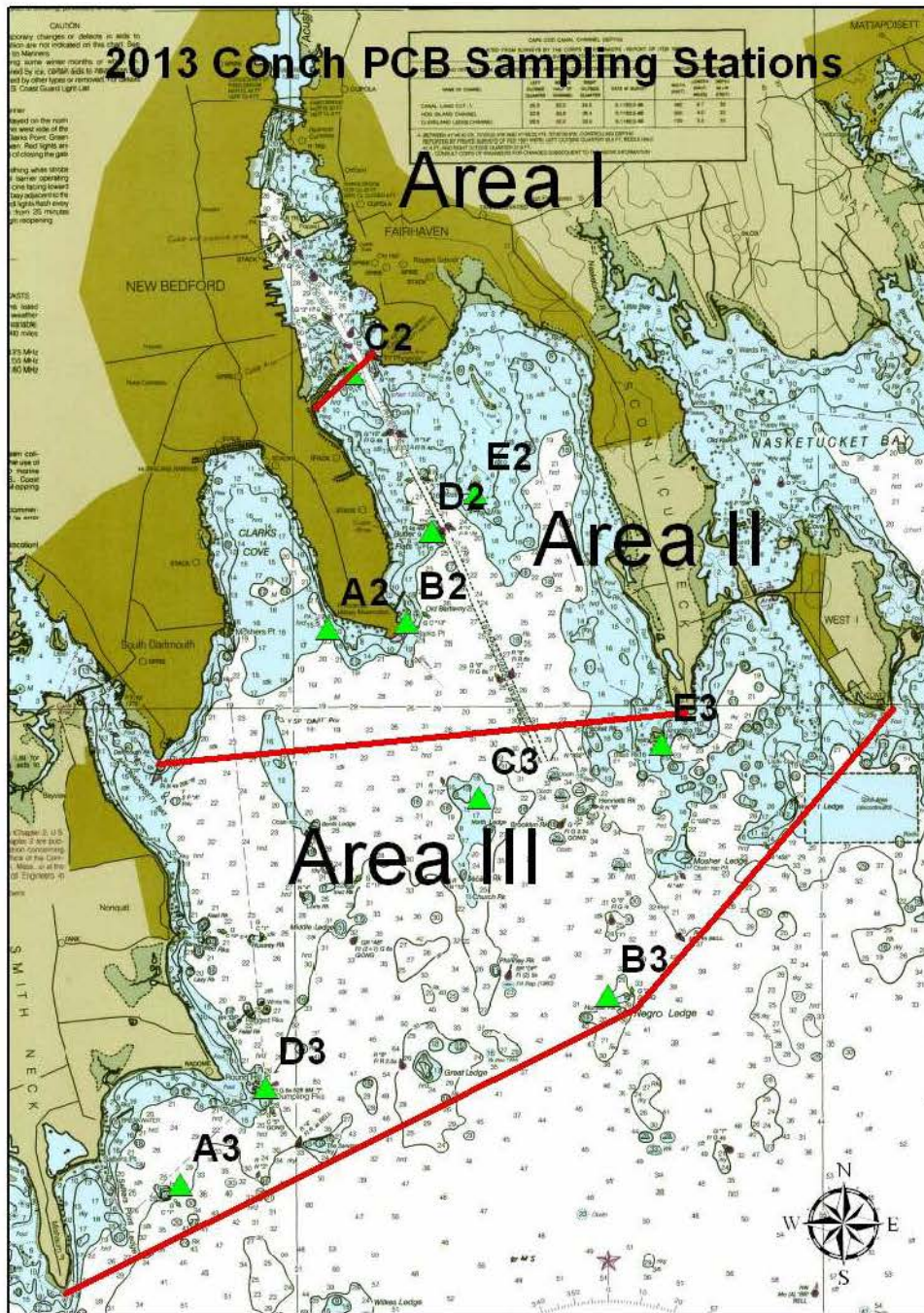


Figure 5 Conch (Channeled & Knobbed Whelk), Areas II & III

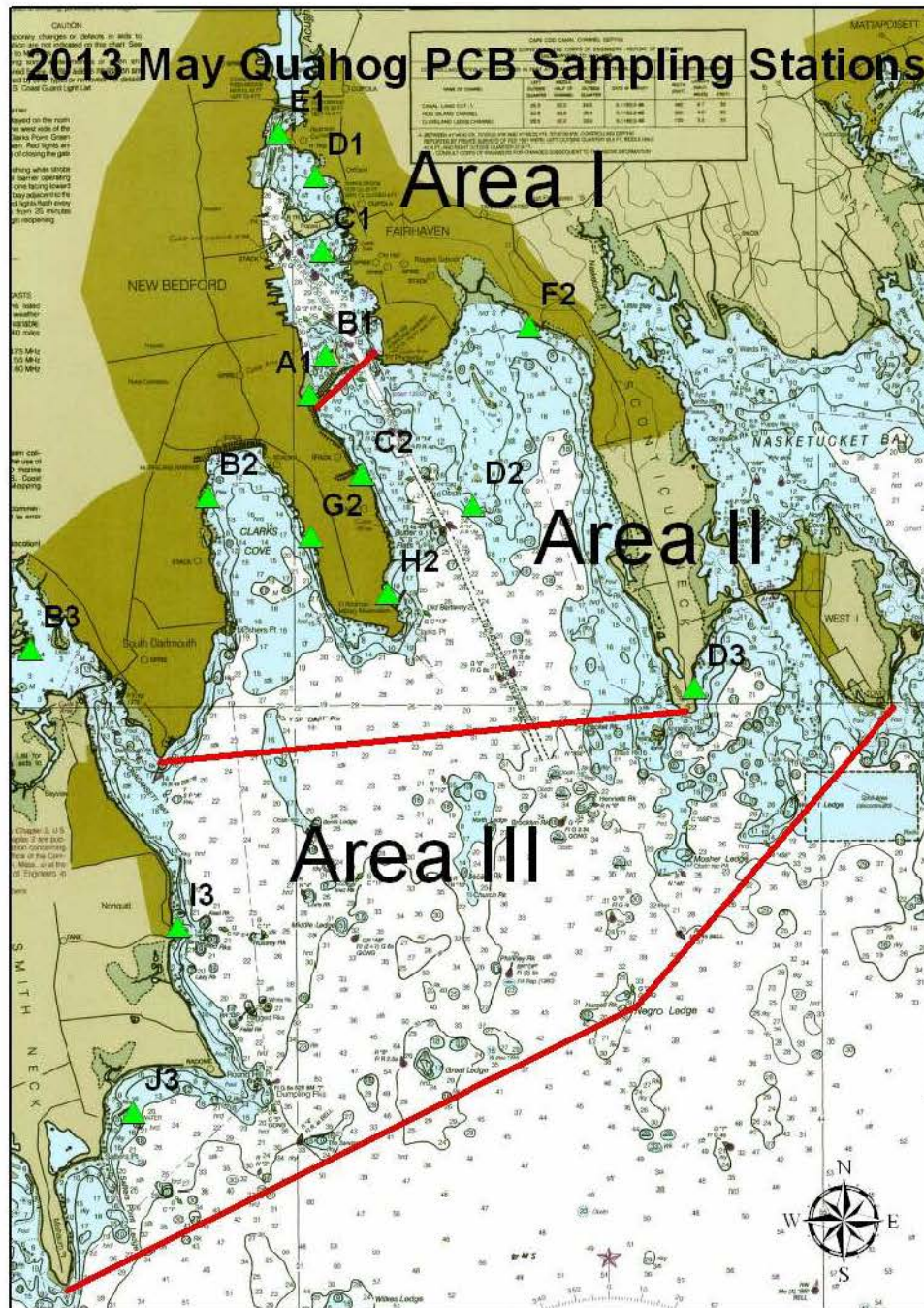


Figure 6 Quahog (Pre-spawn May), Areas I, II, & III

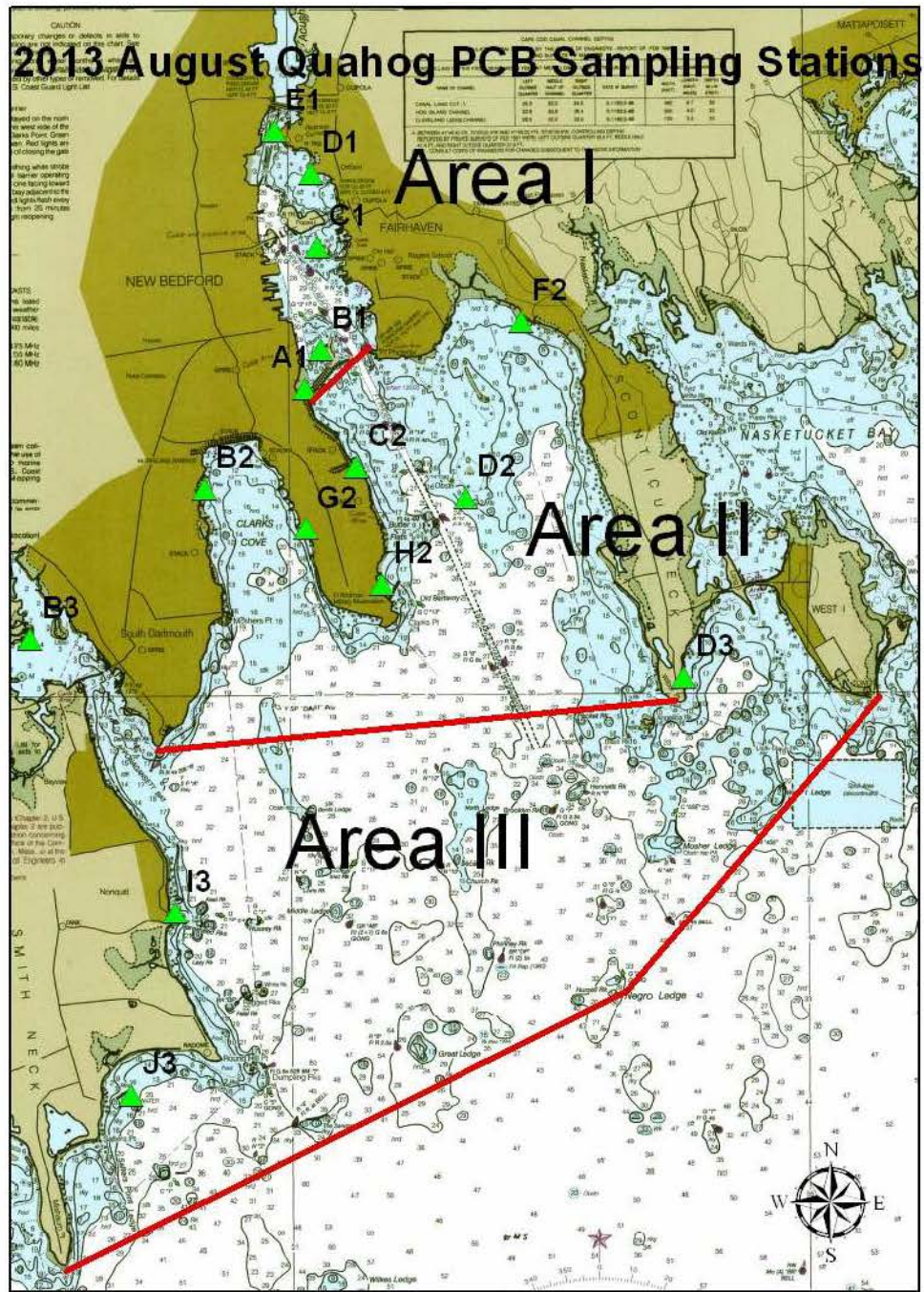


Figure 7 Quahog (Post-spawn August), Areas I, II, & III

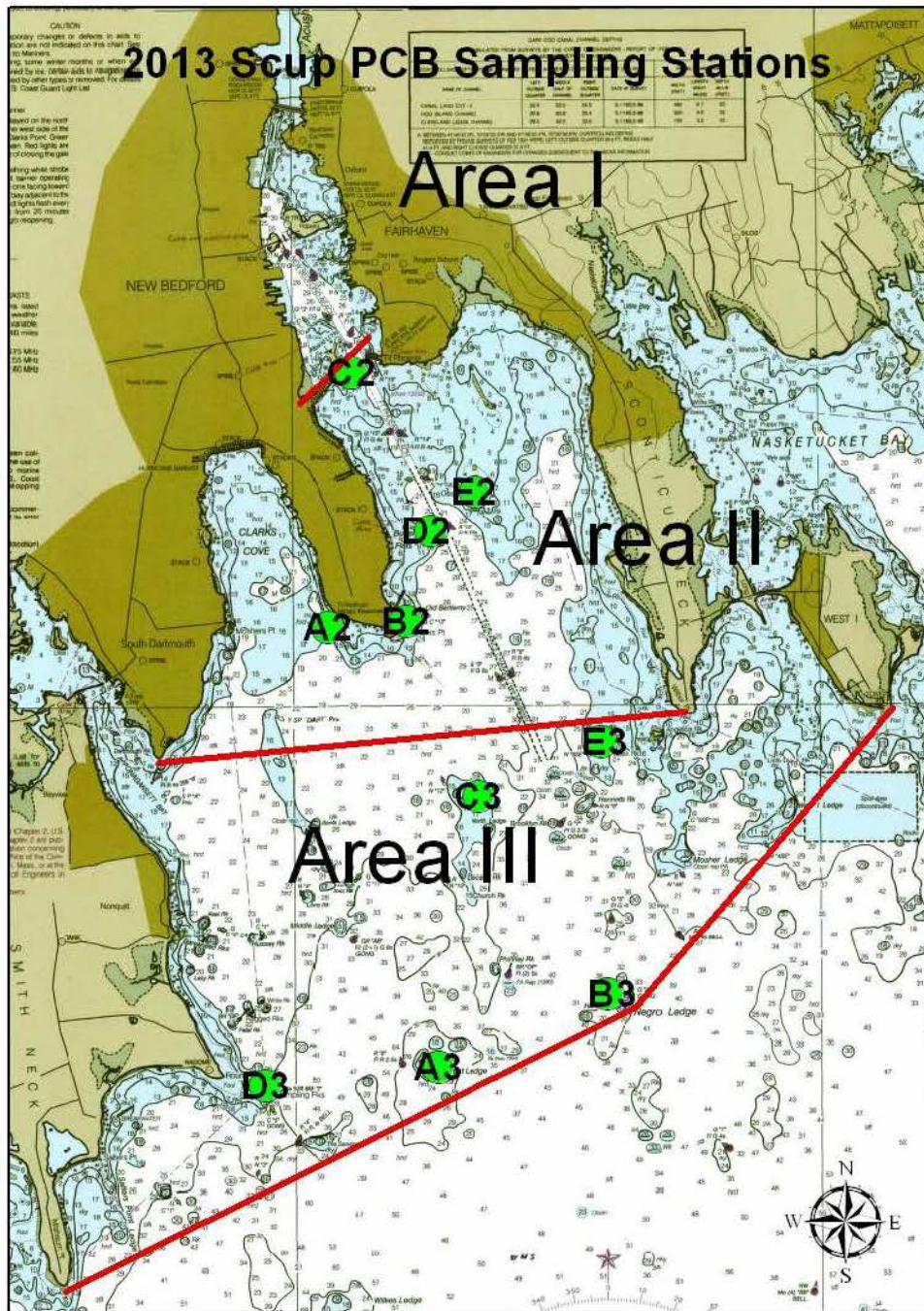


Figure 8 Scup, Areas II & III

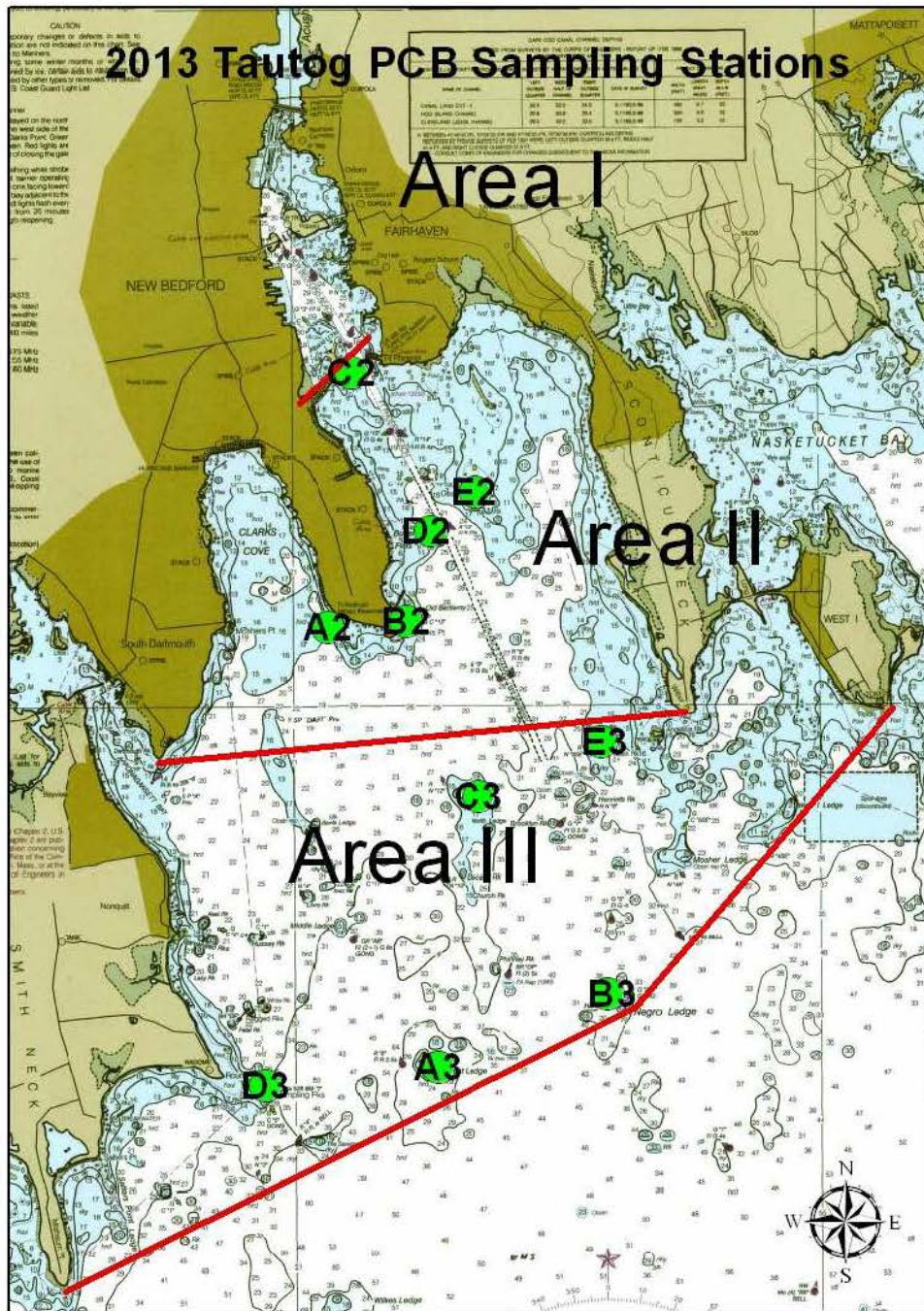


Figure 9 Tautog, Areas II & III

ATTACHMENT 2
DMF FIELD COLLECTION SHEETS

Field Collection Form 1 Alewife
Field Collection Form 2 Black sea bass
Field Collection Form 3 Bluefish
Field Collection Form 4 Conch
Field Collection Form 5 Quahog Pre-spawn
Field Collection Form 6 Quahog Post-spawn
Field Collection Form 7 Scup
Field Collection Form 8 Tautog

Field Data Form 1 – Length and weight data by species

FIELD COLLECTION FORM 1: DIVISION MARINE FISHERIES, NEW BEDFORD OFFICE, 838 S. RODNEY FRENCH BLVD, NEW BEDFORD, MA 02744

PROJECT #: NBH13 REQUESTED BY/AGENCY: Paul Craffey / Dept. Environmental Protection ANALYSIS REQUESTED:

COLLECTOR: MDMF Vin Malkoski SHIPPER: MDMF Vin Malkoski SAMPLE CONDITION: FRESH FROZEN

COLLECTION DATE DDMMYY	COLLECTION/TAG #	SPECIES & # IN SAMPLE	STATION I.D.	LOCATION	LAT/LONG DEG. MIN.	COLLECTION METHOD	RESERVED FOR OFFICE USE
4/25/2013	NBH13-FF-C-1	5 Alewife	NBR	NBH Area 1	041° 43.724' 070° 53.915'	Net	

FIELD COLLECTION FORM 2: DIVISION MARINE FISHERIES, NEW BEDFORD OFFICE, 838 S. RODNEY FRENCH BLVD, NEW BEDFORD, MA 02744

PROJECT #: NBH13 REQUESTED BY/AGENCY: Paul Craffey / Dept. Environmental Protection ANALYSIS REQUESTED:

COLLECTOR: MDMF Vin Malkoski SHIPPER: MDMF Vin Malkoski SAMPLE CONDITION: FRESH FROZEN

COLLECTION DATE DDMMYY	COLLECTION/TAG #	SPECIES & # IN SAMPLE	STATION I.D.	LOCATION	LAT/LONG DEG. MIN.	COLLECTION METHOD	RESERVED FOR OFFICE USE
5/28/2013, 6/6/2013	NBH13-FF-A-2	3 Black sea bass	SMAST Pier	NBH Area 2	041° 35.556' 070° 54.669'	Fish Pots	
6/6/2013	NBH13-FF-B-2	4 Black sea bass	E of Fort Rodman	NBH Area 2	041° 35.596' 070° 53.922'	Fish Pots	
5/23/2013, 5/30/2013	NBH13-FF-C-2	2 Black sea bass	W of Opening	NBH Area 2	041° 37.380' 070° 54.430'	Fish Pots	
5/30/2013, 6/3/2013	NBH13-FF-D-2	4 Black sea bass	Lighthouse	NBH Area 2	041° 36.242' 070° 53.683'	Fish Pots	
6/6/2013, 6/10/2013, 6/12/2013	NBH13-FF-E-2	4 Black sea bass	Egg Island Rocks	NBH Area 2	041° 36.523' 070° 53.258'	Fish Pots	
6/19/2013	NBH13-FF-A-3	4 Black sea bass	Great Ledge	NBH Area 3	041° 32.406' 070° 53.649'	Fish Pots	
6/10/2013	NBH13-FF-B-3	3 Black sea bass	Negro Ledge	NBH Area 3	041° 32.922' 070° 52.023'	Fish Pots	
6/6/2013, 6/19/2013	NBH13-FF-C-3	3 Black sea bass	North Ledge	NBH Area 3	041° 34.341' 070° 53.234'	Fish Pots	
6/10/2013, 6/19/2013	NBH13-FF-D-3	4 Black sea bass	Radome	NBH Area 3	041° 32.281' 070° 55.292'	Fish Pots	
5/28/2013	NBH13-FF-E-3	3 Black sea bass	Packet Rock	NBH Area 3	41° 34.723' 070° 52.071'	Fish Pots	

FIELD COLLECTION FORM 3: DIVISION MARINE FISHERIES, NEW BEDFORD OFFICE, 838 S. RODNEY FRENCH BLVD, NEW BEDFORD, MA 02744

PROJECT #: NBH13 REQUESTED BY/AGENCY: Paul Craffey / Dept. Environmental Protection ANALYSIS REQUESTED:

COLLECTOR: MDMF Vin Malkoski SHIPPER: MDMF Vin Malkoski SAMPLE CONDITION: FRESH FROZEN

COLLECTION DATE DDMMYY	COLLECTION/TAG #	SPECIES & # IN SAMPLE	STATION I.D.	LOCATION	LAT/LONG DEG. MIN.	COLLECTION METHOD	RESERVED FOR OFFICE USE
6/21/2013	NBH13-FF-A-2	4 Bluefish	Egg Island	NBH Area 2	041° 36.640' 070° 53.468'	Rod & Reel	
6/21/2013	NBH13-FF-B-2	3 Bluefish	Clarks Cove	NBH Area 2	041° 35.857' 070° 54.888'	Rod & Reel	
6/21/2013	NBH13-FF-A-3	5 Bluefish	S. of Sconticut Neck	NBH Area 3	041° 34.390' 070° 51.319'	Rod & Reel	
6/21/2013	NBH13-FF-B-3	4 Bluefish	Near Great Ledge	NBH Area 3	041° 32.330' 070° 53.362'	Rod & Reel	

FIELD COLLECTION FORM 4: DIVISION MARINE FISHERIES, NEW BEDFORD OFFICE, 838 S. RODNEY FRENCH BLVD, NEW BEDFORD, MA 02744

PROJECT #: NBH13 REQUESTED BY/AGENCY: Paul Craffey / Dept. Environmental Protection ANALYSIS REQUESTED:

COLLECTOR: MDMF Vin Malkoski SHIPPER: MDMF Vin Malkoski SAMPLE CONDITION: FRESH FROZEN

COLLECTION DATE DDMMYY	COLLECTION/TAG #	SPECIES & # IN SAMPLE	STATION I.D.	LOCATION	LAT/LONG DEG. MIN.	COLLECTION METHOD	RESERVED FOR OFFICE USE
10/18/2013	NBH13-FF-A-2	12 Conch	SMAST Pier	NBH Area 2	041° 35.556' 070° 54.669'	Pots	
10/21/2013	NBH13-FF-B-2	12 Conch	E of Fort Rodman	NBH Area 2	041° 35.596' 070° 53.922'	Pots	
10/18/2013, 10/21/2013	NBH13-FF-C-2	11 Conch	W of Opening	NBH Area 2	041° 37.380' 070° 54.430'	Pots	
10/18/2013	NBH13-FF-D-2	12 Conch	Lighthouse	NBH Area 2	041° 36.242' 070° 53.683'	Pots	
10/18/2013	NBH13-FF-E-2	12 Conch	Egg Island	NBH Area 2	041° 36.523' 070° 53.258'	Pots	
10/23/2013, 10/25/2013	NBH13-FF-A-3	5 Conch	Great Ledge	NBH Area 3	041° 31.591' 070° 56.110'	Pots	
10/23/2013, 10/25/2013	NBH13-FF-B-3	9 Conch	Negro Ledge	NBH Area 3	41° 32.922' 070° 52.023'	Pots	
10/18/2013	NBH13-FF-C-3	12 Conch	North Ledge	NBH Area 3	041° 34.341' 070° 53.234'	Pots	
10/23/2013	NBH13-FF-D-3	12 Conch	Radome	NBH Area 3	041° 32.281' 070° 55.292'	Pots	
10/21/2013	NBH13-FF-E-3	12 Conch	Angelica Rock	NBH Area 3	041° 34.711' 070° 51.498'	Pots	

FIELD COLLECTION FORM 5: DIVISION MARINE FISHERIES, NEW BEDFORD OFFICE, 838 S. RODNEY FRENCH BLVD, NEW BEDFORD, MA 02744

PROJECT #: NBH13 REQUESTED BY/AGENCY: Paul Craffey / Dept. Environmental Protection ANALYSIS REQUESTED:

COLLECTOR: MDMF Vin Malkoski SHIPPER: MDMF Vin Malkoski SAMPLE CONDITION: FRESH FROZEN

COLLECTION DATE DDMMYY	COLLECTION/TAG #	SPECIES & # IN SAMPLE	STATION I.D.	LOCATION	LAT/LONG DEG. MIN.	COLLECTION METHOD	RESERVED FOR OFFICE USE
5/14/2013	NBH13-SF-A-1	13 Quahogs (Prespawn)	W. of Dike Opening	NBH Area 1	41° 37.220' 070° 54.845'	Rake	
5/14/2013	NBH13-SF-B-1	13 Quahogs (Prespawn)	Palmer Island	NBH Area 1	41° 37.505' 070° 54.690'	Rake	
5/14/2013	NBH13-SF-C-1	13 Quahogs (Prespawn)	Crow's Island	NBH Area 1	41° 38.251' 070° 54.710'	Rake	
5/14/2013	NBH13-SF-D-1	13 Quahogs (Prespawn)	North of Gifford's Marina	NBH Area 1	41° 38.783' 070° 54.773'	Rake	
5/14/2013	NBH13-SF-E-1	13 Quahogs (Prespawn)	Tin Can island	NBH Area 1	41° 39.092' 070° 55.122'	Rake	
5/6/2013	NBH13-SF-B-2	13 Quahogs (Prespawn)	Rogers Street	NBH Area 2	041° 36.500' 070° 55.820'	Rake	
5/6/2013	NBH13-SF-C-2	13 Quahogs(Prespawn)	S of Fredrick St Ramp	NBH Area 2	041° 36.650' 070° 54.345'	Rake	
5/6/2013	NBH13-SF-D-2	13 Quahogs (Prespawn)	Egg Island	NBH Area 2	041° 36.422 070° 53.290'	Rake	
5/6/2013	NBH13-SF-F-2	13 Quahogs (Prespawn)	Priest's Cove	NBH Area 2	041° 37.700' 070° 52.740'	Rake	
5/6/2013	NBH13-SF-G -2	13 Quahogs (Prespawn)	W Rodney Family Area	NBH Area 2	041° 36.205' 070° 54.842'	Rake	
5/6/2013	NBH13-SF-H -2	13 Quahogs (Prespawn)	E Rodney Family Area	NBH Area 2	041° 35.790' 070° 54.108'	Rake	

FIELD COLLECTION FORM 5: DIVISION MARINE FISHERIES, NEW BEDFORD OFFICE, 838 S. RODNEY FRENCH BLVD, NEW BEDFORD, MA 02744

PROJECT #: NBH13 REQUESTED BY/AGENCY: Paul Craffey / Dept. Environmental Protection ANALYSIS REQUESTED:

COLLECTOR: MDMF Vin Malkoski SHIPPER: MDMF Vin Malkoski SAMPLE CONDITION: FRESH FROZEN

COLLECTION DATE DDMMYY	COLLECTION/TAG #	SPECIES & # IN SAMPLE	STATION I.D.	LOCATION	LAT/LONG DEG. MIN.	COLLECTION METHOD	RESERVED FOR OFFICE USE
5/6/2013	NBH13-SF-B-3	13 Quahogs (Prespawn)	Star of the Sea	NBH Area 3	041° 35.410' 070° 57.524'	Rake	
5/6/2013	NBH13-SF-D-3	13 Quahogs (Prespawn)	Nakata Beach	NBH Area 3	041° 35.102' 070° 51.192'	Dive	
5/6/2013	NBH13-SF-I-3	13 Quahogs (Prespawn)	Nonquit	NBH Area 3	041° 33.415' 070° 56.128'	Dive	
5/6/2013	NBH13-SF-J-3	13 Quahogs (Prespawn)	Salters Point	NBH Area 3	41° 32.09' 070 56.56'	Dive	

FIELD COLLECTION FORM 6: DIVISION MARINE FISHERIES, NEW BEDFORD OFFICE, 838 S. RODNEY FRENCH BLVD, NEW BEDFORD, MA 02744

PROJECT #: NBH13 REQUESTED BY/AGENCY: Paul Craffey / Dept. Environmental Protection ANALYSIS REQUESTED:

COLLECTOR: MDMF Vin Malkoski SHIPPER: MDMF Vin Malkoski SAMPLE CONDITION: FRESH FROZEN

COLLECTION DATE DDMMYY	COLLECTION/TAG #	SPECIES & # IN SAMPLE	STATION I.D.	LOCATION	LAT/LONG DEG. MIN.	COLLECTION METHOD	RESERVED FOR OFFICE USE
8/5/2013	NBH13-SF-A-1	13 Quahogs (Post-spawn)	W. of Dike Opening	NBH Area 1	41° 37.220' 070° 54.845'	Rake	
8/5/2013	NBH13-SF-B-1	12 Quahogs (Post-spawn)	Palmer Island	NBH Area 1	41° 37.505' 070° 54.690'	Rake	
8/5/2013	NBH13-SF-C-1	13 Quahogs (Post-spawn)	Crow's Island	NBH Area 1	41° 38.251' 070° 54.710'	Rake	
8/5/2013	NBH13-SF-D-1	13 Quahogs (Post-spawn)	North of Gifford's Marina	NBH Area 1	41° 38.783' 070° 54.773'	Rake	
8/5/2013	NBH13-SF-E-1	13 Quahogs (Post-spawn)	Tin Can island	NBH Area 1	41° 39.092' 070° 55.122'	Rake	
8/6/2013	NBH13-SF-B-2	13 Quahogs (Post-spawn)	Rogers Street	NBH Area 2	041° 36.500' 070° 55.820'	Rake	
8/6/2013	NBH13-SF-C-2	13 Quahogs(Post-spawn)	S of Fredrick St Ramp	NBH Area 2	041° 36.650' 070° 54.345'	Rake	
8/6/2013	NBH13-SF-D-2	13 Quahogs (Post-spawn)	Egg Island	NBH Area 2	041° 36.422 070° 53.290'	Rake	
8/6/2013	NBH13-SF-F-2	13 Quahogs (Post-spawn)	Priest's Cove	NBH Area 2	041° 37.700' 070° 52.740'	Rake	
8/6/2013	NBH13-SF-G -2	12 Quahogs (Post-spawn)	W Rodney Family Area	NBH Area 2	041° 36.205' 070° 54.842'	Rake	
8/6/2013	NBH13-SF-H -2	13 Quahogs (Post-spawn)	E Rodney Family Area	NBH Area 2	041° 35.790' 070° 54.108'	Rake	

FIELD COLLECTION FORM 6: DIVISION MARINE FISHERIES, NEW BEDFORD OFFICE, 838 S. RODNEY FRENCH BLVD, NEW BEDFORD, MA 02744

PROJECT #: NBH13 REQUESTED BY/AGENCY: Paul Craffey / Dept. Environmental Protection ANALYSIS REQUESTED:

COLLECTOR: MDMF Vin Malkoski SHIPPER: MDMF Vin Malkoski SAMPLE CONDITION: FRESH FROZEN

COLLECTION DATE DDMMYY	COLLECTION/TAG #	SPECIES & # IN SAMPLE	STATION I.D.	LOCATION	LAT/LONG DEG. MIN.	COLLECTION METHOD	RESERVED FOR OFFICE USE
8/6/2013	NBH13-SF-B-3	13 Quahogs (Post-spawn)	Star of the Sea	NBH Area 3	041° 35.410' 070° 57.524'	Rake	
8/6/2013	NBH13-SF-D-3	13 Quahogs (Post-spawn)	Nakata Beach	NBH Area 3	041° 35.102' 070° 51.192'	Dive	
8/6/2013	NBH13-SF-I-3	14 Quahogs (Post-spawn)	Nonquit	NBH Area 3	041° 33.415' 070° 56.128'	Dive	
8/6/2013	NBH13-SF-J-3	13 Quahogs (Post-spawn)	Salters Point	NBH Area 3	41° 32.09' 070 56.56'	Dive	

FIELD COLLECTION FORM 7: DIVISION MARINE FISHERIES, NEW BEDFORD OFFICE, 838 S. RODNEY FRENCH BLVD, NEW BEDFORD, MA 02744

PROJECT #: NBH13 REQUESTED BY/AGENCY: Paul Craffey / Dept. Environmental Protection ANALYSIS REQUESTED:

COLLECTOR: MDMF Vin Malkoski SHIPPER: MDMF Vin Malkoski SAMPLE CONDITION: FRESH FROZEN

COLLECTION DATE DDMMYY	COLLECTION/TAG #	SPECIES & # IN SAMPLE	STATION I.D.	LOCATION	LAT/LONG DEG. MIN.	COLLECTION METHOD	RESERVED FOR OFFICE USE
5/23/2013	NBH13-FF-A-2	5 Scup	SMAST Pier	NBH Area 2	041° 35.556' 070° 54.669'	Fish Pots	
5/23/2013, 5/28/2013	NBH13-FF-B-2	5 Scup	E of Fort Rodman	NBH Area 2	041° 35.596' 070° 53.922'	Fish Pots	
5/23/2013, 5/30/2013	NBH13-FF-C-2	5 Scup	W of Opening	NBH Area 2	041° 37.380' 070° 54.430'	Fish Pots	
5/30/2013	NBH13-FF-D-2	5 Scup	Butler Flat Light	NBH Area 2	041° 36.242' 070° 53.683'	Fish Pots	
6/6/2013, 6/10/2013	NBH13-FF-E-2	5 Scup	Egg Island Rocks	NBH Area 2	041° 36.523' 070° 53.258'	Fish Pots	
6/19/2013	NBH13-FF-A-3	5 Scup	Great Ledge	NBH Area 3	041° 31.591' 070° 56.110'	Fish Pots	
6/10/2013	NBH13-FF-B-3	5 Scup	Negro Ledge	NBH Area 3	041° 32.922' 070° 52.023'	Fish Pots	
6/3/2013	NBH13-FF-C-3	5 Scup	North Ledge	NBH Area 3	041° 34.341' 070° 53.234'	Fish Pots	
6/6/2013, 6/10/2013, 6/19/2013	NBH13-FF-D-3	5 Scup	Radome	NBH Area 3	041° 32.281' 070° 55.292'	Fish Pots	
5/28/2013	NBH13-FF-E-3	4 Scup	Packet Rock	NBH Area 3	41° 34.711' 070° 51.498'	Fish Pots	

FIELD COLLECTION FORM 8: DIVISION MARINE FISHERIES, NEW BEDFORD OFFICE, 838 S. RODNEY FRENCH BLVD, NEW BEDFORD, MA 02744

PROJECT #: NBH13 REQUESTED BY/AGENCY: Paul Craffey / Dept. Environmental Protection ANALYSIS REQUESTED:

COLLECTOR: MDMF Vin Malkoski SHIPPER: MDMF Vin Malkoski SAMPLE CONDITION: FRESH FROZEN

COLLECTION DATE DDMMYY	COLLECTION/TAG #	SPECIES & # IN SAMPLE	STATION I.D.	LOCATION	LAT/LONG DEG. MIN.	COLLECTION METHOD	RESERVED FOR OFFICE USE
6/3/2013	NBH13-FF-A-2	4 Tautog	SMAST Pier	NBH Area 2	041° 35.556' 070° 54.669'	Fish Pots	
5/28/2013, 6/3/2013	NBH13-FF-B-2	3 Tautog	E of Fort Rodman	NBH Area 2	041° 35.596' 070° 53.922'	Fish Pots	
5/23/2013	NBH13-FF-C-2	2 Tautog	W of Opening	NBH Area 2	041° 37.380' 070° 54.430'	Fish Pots	
5/23/2013, 5/28/2013	NBH13-FF-D-2	3 Tautog	Butler Flat Light	NBH Area 2	041° 36.242' 070° 53.683'	Fish Pots	
5/23/2013, 5/28/2013	NBH13-FF-E-2	3 Tautog	Egg Island Rocks	NBH Area 2	041° 36.523' 070° 53.258'	Fish Pots	
6/19/2013	NBH13-FF-A-3	2 Tautog	Great Ledge	NBH Area 3	041° 31.591' 070° 56.110'	Fish Pots	
6/19/2013	NBH13-FF-B-3	3 Tautog	Negro Ledge	NBH Area 3	041° 32.922' 070° 52.023'	Fish Pots	
6/3/2013, 6/6/2013, 6/10/2013	NBH13-FF-C-3	5 Tautog	North Ledge	NBH Area 3	041° 34.341' 070° 53.234'	Fish Pots	
6/10/2013	NBH13-FF-D-3	3 Tautog	Radome	NBH Area 3	041° 32.281' 070° 55.292'	Fish Pots	
5/28/2013	NBH13-FF-E-3	3 Tautog	Packet Rock	NBH Area 3	41° 34.711' 070° 51.498'	Fish Pots	

Field Data Form 1 – Fish Length & Weight Data by Species

New Bedford Harbor PCB Sampling Stations			
	DEP Sample Number	DEP Sample Location	Comments
Alewife			
Area 1			
Station C	NBH13-FF-C-1	New Bedford Reservoir	25 cm FL, 0.2 kg; 24 cm FL, 0.2 kg; 24 cm FL, 0.2 kg; 24 cm FL, 0.2 kg; 23 cm FL, 0.2 kg
Black Sea Bass			
Area 2			
Station A	NBH13-FF-A-2	SMAST Pier	36 cm TL, 0.7 kg; 36 cm TL, 0.5 kg; 34 cm TL, 0.5 kg
Station B	NBH13-FF-B-2	East of Fort Rodman (Old Bart)	27 cm TL, 0.3 kg; 24 cm TL, 0.2 kg; 24 cm TL, 0.2 kg; 43 cm TL, 1.3 kg
Station C	NBH13-FF-C-2	West of Opening	43 cm TL, 1.2 kg; 35 cm TL, 0.5 kg
Station D	NBH13-FF-D-2	Lighthouse	28 cm TL, 0.3 kg; 24 cm TL, 0.2 kg; 32 cm TL, 0.4 kg; 30 cm TL, 0.4 kg
Station E	NBH13-FF-E-2	Egg Island	25 cm TL, 0.3 kg; 26 cm TL, 0.2 kg; 35 cm TL, 0.4 kg; 52 cm TL, 1.5 kg
Area 3			
Station A	NBH13-FF-A-3	Great Ledge	21 cm TL, 0.1 kg; 20 cm TL, 0.1kg; 26 cm TL, 0.3 kg; 31 cm TL, 0.4 kg
Station B	NBH13-FF-B-3	Negro Ledge	52 cm TL, 1.5 kg; 54 cm TL, 2 kg; 49 cm TL, 1.4 kg
Station C	NBH13-FF-C-3	North Ledge	23 cm TL, 0.2 kg; 38 cm TL, 0.8 kg; 43 cm TL, 1.0kg
Station D	NBH13-FF-D-3	Radome	24 cm TL, 0.2 kg; 26 cm TL, 0.2 kg; 21 cm TL, 0.1 kg; 22 cm TL, 0.2kg
Station E	NBH13-FF-E-3	Packet Rock	31 cm TL, 0.5 kg; 39 cm TL, 0.7 kg; 47 cm TL, 1.2 kg
Bluefish			
Area 2			
Station A	NBH13-FF-A-2	Egg Island	50 cm FL, 1.5 kg; 52.2 cm FL, 1.7 kg; 42.5 cm FL, 1.0 kg; 54 cm FL, 1.7 kg
Station B	NBH13-FF-B-2	Clarks Cove	45 cm FL, 1.2 kg; 46 cm TL, 1.3kg; 44 cm TL, 1.2 kg
Area 3			
Station A	NBH13-FF-A-3	S. of Sconticut Neck	44 cm FL, 1 kg; 40 cm FL, 0.8 kg; 42 cm FL, 1 kg; 48 cm FL, 1.4 kg; 46 cm FL, 1.1 kg;
Station B	NBH13-FF-B-3	Near Great Ledge	67 cm FL, 3.5 kg; 40 cm FL, 0.9 kg; 43 cm FL, 1.2 kg; 44 cm FL, 1.1 kg
Scup			
Area 2			
Station A	NBH13-FF-A-2	SMAST Pier	31 cm FL, 0.7 kg; 22 cm FL, 0.2 kg; 25 cm FL, 0.3 kg; 24 cm FL, 0.3 kg; 25 cm FL, 0.4kg
Station B	NBH13-FF-B-2	East of Fort Rodman (Old Bart)	21 cm FL, 0.2 kg; 23 cm FL, 0.3 kg; 27 cm FL, 0.5 kg; 18 cm FL, 0.2 kg; 19 cm FL, 0.2 kg
Station C	NBH13-FF-C-2	West of Opening	19 cm FL, 0.2 kg; 19 cm FL, 0.2 kg; 22 cm FL, 0.3 kg; 22 cm FL, 0.3 kg; 21 cm FL, 0.2kg
Station D	NBH13-FF-D-2	Butler Flat Lighthouse	23 cm FL, 0.3 kg; 23 cm FL, 0.3 kg; 24 cm FL, 0.3 kg; 22 cm FL, 0.2 kg; 23 cm FL, 0.3 kg
Station E	NBH13-FF-E-2	Egg Island	22 cm FL, 0.3 kg; 23 cm FL, 0.3 kg; 29 cm FL, 0.5 kg; 26 cm FL, 0.3 kg; 25 cm FL, 0.3 kg
Area 3			
Station A	NBH13-FF-A-3	Great Ledge	23 cm FL, 0.3 kg; 28 cm FL, 0.5 kg; 30 cm FL, 0.5 kg; 22 cm FL, 0.3 kg; 21 cm FL, 0.3 kg
Station B	NBH13-FF-B-3	Negro Ledge	25 cm FL, 0.3 kg; 23 cm FL, 0.3 kg; 30 cm FL, 0.5 kg; 28 cm FL, 0.5 kg; 33 cm FL, 0.7 kg
Station C	NBH13-FF-C-3	North Ledge	26 cm FL, 0.4 kg; 29 cm FL, 0.5 kg; 26 cm FL, 0.4 kg; 29 cm FL, 0.6 kg; 25 cm FL, 0.4 kg
Station D	NBH13-FF-D-3	Radome	20 cm FL, 0.2 kg; 20 cm FL, 0.2 kg; 19 cm FL, 0.2 kg; 19 cm TL, 0.2 kg; 30 cm FL, 0.6 kg
Station E	NBH13-FF-E-3	Packet Rock	29 cm FL, 0.5 kg; 28 cm FL, 0.5 kg; 26 cm FL, 0.4 kg; 26 cm FL, 0.5 kg
Tautog			
Area 2			
Station A	NBH13-FF-A-2	SMAST Pier	42 cm TL, 1.3 kg; 36 cm TL, 0.7 kg; 34 cm TL, 0.7 kg; 30 cm TL, 0.5 kg
Station B	NBH13-FF-B-2	East of Fort Rodman (Old Bart)	30 cm TL, 1.2 kg; 32 cm TL, 0.6 kg; 34 cm TL, 0.9 kg
Station C	NBH13-FF-C-2	West of Opening	48 cm TL, 1.8 kg; 48 cm TL, 1.9 kg;
Station D	NBH13-FF-D-2	Butler Flat Lighthouse	47 cm TL, 2.2 kg; 41 cm TL, 1.4 kg; 34 cm TL, 0.7 kg
Station E	NBH13-FF-E-2	Egg Island	41 cm TL, 1.4 kg; 40 cm TL, 1.3 kg; 35 cm TL, 0.7 kg
Area 3			
Station A	NBH13-FF-A-3	Great Ledge	44 cm TL, 1.4 kg; 41 cm TL, 1.3 kg
Station B	NBH13-FF-B-3	Negro Ledge	44 cm TL, 1.8 kg; 38 cm TL, 1.0 kg; 29 cm TL, 0.4 kg
Station C	NBH13-FF-C-3	North Ledge	43 cm TL, 1.4 kg; 43 cm TL, 1.4 kg; 37 cm TL, 1 kg; 38 cm TL, 1.2 kg; 30 cm TL, 0.5 kg
Station D	NBH13-FF-D-3	Radome	40 cm TL, 1.2kg; 40 cm TL, 1.5 kg; 37 cm TL, 0.9 kg
Station E	NBH13-FF-E-3	Packet Rock	40 cm TL, 1.4 kg; 44 cm FL, 1.4 kg; 45 cm FL, 1.5 kg

Appendix D

**Field Sampling Report 2013
Striped Bass Monitoring
for
the New Bedford Harbor Superfund Site Superfund Site
February 2014**

2013 FIELD SAMPLING REPORT STRIPED BASS MONITORING

New Bedford Harbor Superfund Site

Prepared For:

Massachusetts Department of Environmental Protection

Prepared By:



**AMEC Environment and Infrastructure
511 Congress Street
Portland, Maine**

February 2014

AMEC Project Number: 3650080120

2013 FIELD SAMPLING REPORT STRIPED BASS MONITORING

New Bedford Harbor Superfund Site

Prepared For:

Massachusetts Department of Environmental Protection

Prepared By:



AMEC Environment and Infrastructure
511 Congress Street
Portland, Maine

February 2014

AMEC Project Number: 3650080120


Jayne Connolly
Project Manager



Charles Lyman
Senior Project Scientist

TABLE OF CONTENTS

ACRONYMS	TOC-II
1.0 INTRODUCTION.....	1-1
2.0 SAMPLING METHODOLOGY.....	2-1
2.1 SAMPLE COLLECTION AND PROCESSING.....	2-1
2.1.1 Striped Bass.....	2-1
2.2 SAMPLING STATIONS	2-1
2.3 DEVIATIONS	2-1
3.0 SAMPLING EFFORT.....	3-1
3.1 SAMPLING CHRONOLOGY.....	3-1
4.0 CONCLUSIONS AND RECOMMENDATIONS.....	4-1

FIGURES

Figure 1	Area II and Area III Sampling Locations
Figure 2	Cuttyhunk Sampling Locations

TABLES

Table 1	MassDEP Seafood Sampling 2013
Table 2	Target Areas and Actual Sample Location Coordinates

APPENDICES

Appendix A - Field Data Forms
Appendix B - Sample Photographs
Appendix C - Chain of Custody

ACRONYMS

AMEC	AMEC Environmental and Infrastructure
MassDEP	Massachusetts Department of Environmental Protection
M/V	Motor Vessel
NBYC	New Bedford Yacht Club
PCB	polychlorinated biphenyl

1.0 INTRODUCTION

AMEC Environmental and Infrastructure (AMEC) under contract with the Massachusetts Department of Environmental Protection (MassDEP) conducted the 2013 striped bass sampling as a part of the seafood monitoring program at the New Bedford Harbor Superfund Site. The purpose of the fish sampling is to track spatial and temporal changes in the tissue polychlorinated biphenyl (PCB) levels and evaluate the effectiveness of the harbor cleanup over the long term. Proposed sampling locations included Fish Closure Areas II and III, as well as the waters off of Cuttyhunk Island.

The objective of the 2013 field sampling is to collect legally harvestable striped bass in support of the tissue PCB monitoring effort. Striped bass (*Morone saxatilis*) is the target species for the 2013 sampling event. Target sampling locations, sample collection methods, and laboratory analyses are summarized in Table 1.

This report describes the field sampling activities conducted during June 2013 includes:

- Description of sampling methodology (Section 2);
- Chronology of sampling efforts (Section 3); and
- Conclusions and recommendations (Section 4).

2.0 SAMPLING METHODOLOGY

Field collections were performed by Mr. Charles Lyman of AMEC. The vessel-based sampling was done aboard the motor vessel *Islander* with Captain Mike Massa and crew Colin Massa. The *Islander* is a 35' Duffy & Duffy Downeast sport fishing boat used for fin fish charters, commercial lobstering, and scientific sampling.

The following section describes the methods used to collect fish samples, sample handling procedures, and any deviations from the original work plan. The target species for this sampling event included only striped bass.

2.1 Sample Collection and processing

2.1.1 Striped Bass

The methods employed to collect striped bass included trolling with a variety of lures, and by chumming with menhaden chunks while fishing with lures and live scup as bait. When striped bass were hooked they were brought on board and measured. Any fish that were less than 28 inches in length (i.e., the legal size in Massachusetts) were released. Fish greater than 28" were retained. These samples were measured, weighed, photographed, transferred into labeled plastic bags, and placed in a cooler on ice. Samples were kept on ice and transported to the laboratory within 24 hours of collection.

2.2 Sampling Stations

Target sampling areas were selected by the MassDEP. As shown in Table 1, striped bass were targeted in Fishing Closure Area II and III at the New Bedford Superfund Site and off-site at locations around Cuttyhunk Island. These areas were fished with varied success; however five samples were collected at the off-site location and in Area III. Only one fish of legal size was collected in Area II, no other striped bass were caught in Area II.

Actual sample location coordinates are shown in Table 2 and Figures 1 and 2.

2.3 Deviations

The original project scope called for the collection of 5 striped bass from each of the three proposed sampling locations (i.e. Area II, Area III, and Cuttyhunk Island). Five samples were collected in Area III and off-site in the waters off Cuttyhunk Island. However after two days of fishing in Area II only one legal size striped bass was collected in this area. The MassDEP decided to lower the collection size to 25 inches, as smaller stripers (i.e., less than 28 inches) were being caught in this area. However, after lowering the length limit no additional fish were caught. In addition we were directed by the MassDEP to put in an additional two days of fishing effort in Area II and Area III to collect additional samples in Area III and at least four more samples in Area II.

There were no deviations from the work plan regarding sample collection or handling. All samples were transferred to the laboratory on ice within 24 hours of sample collection.

3.0 SAMPLING EFFORT

All of the fish collected during this sampling event were caught on lures while trolling. Lures that were trolled included lead jigs with skirts and pork rinds and plastic “tubes” baited with sand worms. Other methods employed included casting surface and swimming lures and using chunk bait, which required anchoring the boat and chumming with chunks of menhaden and setting out (4) lines with baited hooks. Typically while fishing with bait we also employed casting surface and swimming plugs.

3.1 Sampling Chronology

1ST SAMPLING DAY, Monday, June 4, 2013

0600 Motor Vessel Islander departs Sakonnet Harbor for Apponagansett Bay, to meet at New Bedford Yacht Club (NBYC).

0800 C. Lyman meets vessel and captain at NBYC. Fishing gear and equipment prepared for the day. Conduct safety meeting on Motor Vessel (M/V) Islander and discuss fishing plan for the day.

0830 Depart NBYC to begin fishing in Area III.

0905 Catch first striped base > 28 inches. Continue fishing Area III catch 4 stripers < 28 inches and 4 blue fish off Round Hill point in vicinity of Dumpling Rock and the Sandspit.

1000 Dead low tide, moved from the Sand Spit continuing to troll other locations in Area III including Negro Ledge and Mosher ledge, also trolled in Area II, including Bents Ledge and along the east shore of New Bedford Harbor.

1300-1440 Returned to the Sandspit off Round Hill point proceeded to catch 4 striped bass of legal size.

1500 Motored back to NBYC, trolled Bents Ledge on way back to marina.

1600 Vessel secured at NBYC.

2ND Sampling Day, Tuesday, June 5, 2013

0630 C. Lyman meets vessel and Captain at NBYC. Fishing gear and equipment prepared for the day. Conduct safety meeting on M/V Islander and discuss fishing plan for the day.

0700 Depart NBYC to begin fishing (trolling) Area II starting west side outside Apponagansett Bay.

0800 Observed birds working east of Bents Ledge, casting with lures hooked and released several bluefish, no striped bass.

0830-1030 Trolled in Area II including just outside the Hurricane Barrier, Bents Ledge, the Channel leading to the inner harbor and the east side of the bay off Sconticut Neck. Caught one large blue fish outside of the Hurricane Barrier.

1100-1230 Trolled in vicinity of Bents Ledge and caught keeper striped bass of the north end of the ledge.

1300 Motored back to NBYC, C. Lyman and fish samples dropped off, motor vessel Islander and crew motor back to Sakonnet Harbor. C. Lyman mobilized to Analytical Laboratory to deliver fish samples.

1410. Samples delivered to Analytical Laboratory.

3RD Sampling Day, Monday, June 10, 2013

0630 C. Lyman meets vessel at Sakonnet Harbor. Fishing gear and equipment prepared for the day. Conduct safety meeting on M/V Islander and discuss fishing plan for the day. The objective of the day is to fish the off-site area, motored vessel Islander to Cuttyhunk Island.

0730-0930 Trolled Sow and Pigs Reef and caught 5 keeper striped bass. Also caught 8 "short" (i.e., less than 28 inches) stripers and 4 bluefish and fowl hooked an Atlantic torpedo.

1000 C. Lyman called Project Manager (Jayme Connolly) to discuss moving to New Bedford Harbor Area II and III to catch additional fish in these areas. She agreed that we should move to New Bedford Harbor and continue fishing.

1100 Motored to Area II trolled north end of Bents Ledge, off Clarks Point Light, and the east side of Area II off Sconticut Neck.

1430 Caught five Blue fish in Area II did not catch any striped bass, motored back to NBYC and secured vessel. Captain and crew were driven back to Sakonett Harbor by C. Lyman.

1500 C. Lyman mobilized to analytical laboratory to deliver fish samples collected off-site (i.e., Cuttyhunk Island)

1634 C. Lyman delivered fish samples at analytical laboratory.

4TH Sampling Day, Wednesday, June 12, 2013

0730 C. Lyman met Captain and Crew at NBYC. Fishing gear and equipment prepared for the day. Conducted safety meeting on M/V Islander and discussed fishing plan for the day. The objective of the day is to fish Area II.

0800-0930 Trolled Bents Ledge; no fish caught.

0930-1045 Trolled east side of Area II off Sconticut Neck; caught 2 bluefish, no striped bass.

1130-1300 Anchored vessel off Butters Flats north of lighthouse chumming and fishing baited hooks; caught 2 bluefish no striped bass.

1330-1445 Anchored vessel off north end of Bents Ledge chumming and fishing baited hooks caught; 4 dogfish, no striped bass or bluefish.

1450 Motored back to NBYC and secured vessel.

5TH Sampling Day, Thursday, June 13, 2013

0630 C. Lyman, Captain and Crew arrive at NBYC. Fishing gear and equipment prepared for the day. Conducted safety meeting on M/V Islander and discuss fishing plan for the day. The objective is to continue fishing Area II.

0645 Casting surface and swimming plugs off Apponagansett Bay following the coast line to the northeast.

0745 Trolled Bents Ledge, observed bait fish and birds working; caught several bluefish no striped bass.

0805 Trolled east across Area II, noted birds working; caught bluefish, no striped bass.

0905-1100 Casting surface and swimming plugs while anchored up chumming and fishing baited hooks along east shore Area II; caught 10 striped bass all under 20 inches, also caught a dogfish, scup and sea robin. All fish were released alive.

1100-1215 Trolled east shore Area II off shore from where we previously caught "short" (i.e., less than 28 inch) striped bass, did not catch any fish while trolling.

1245-1330 Trolled Bents Ledge did not catch any fish, motored back to NBYC.

1400 C. Lyman disembarked M/V Islander at NBYC. Captain and Crew returned to Sakonnet Harbor.

The coordinates of the sample locations are provided in Table 2 and shown on Figures 1 and 2.

4.0 CONCLUSIONS AND RECOMMENDATIONS

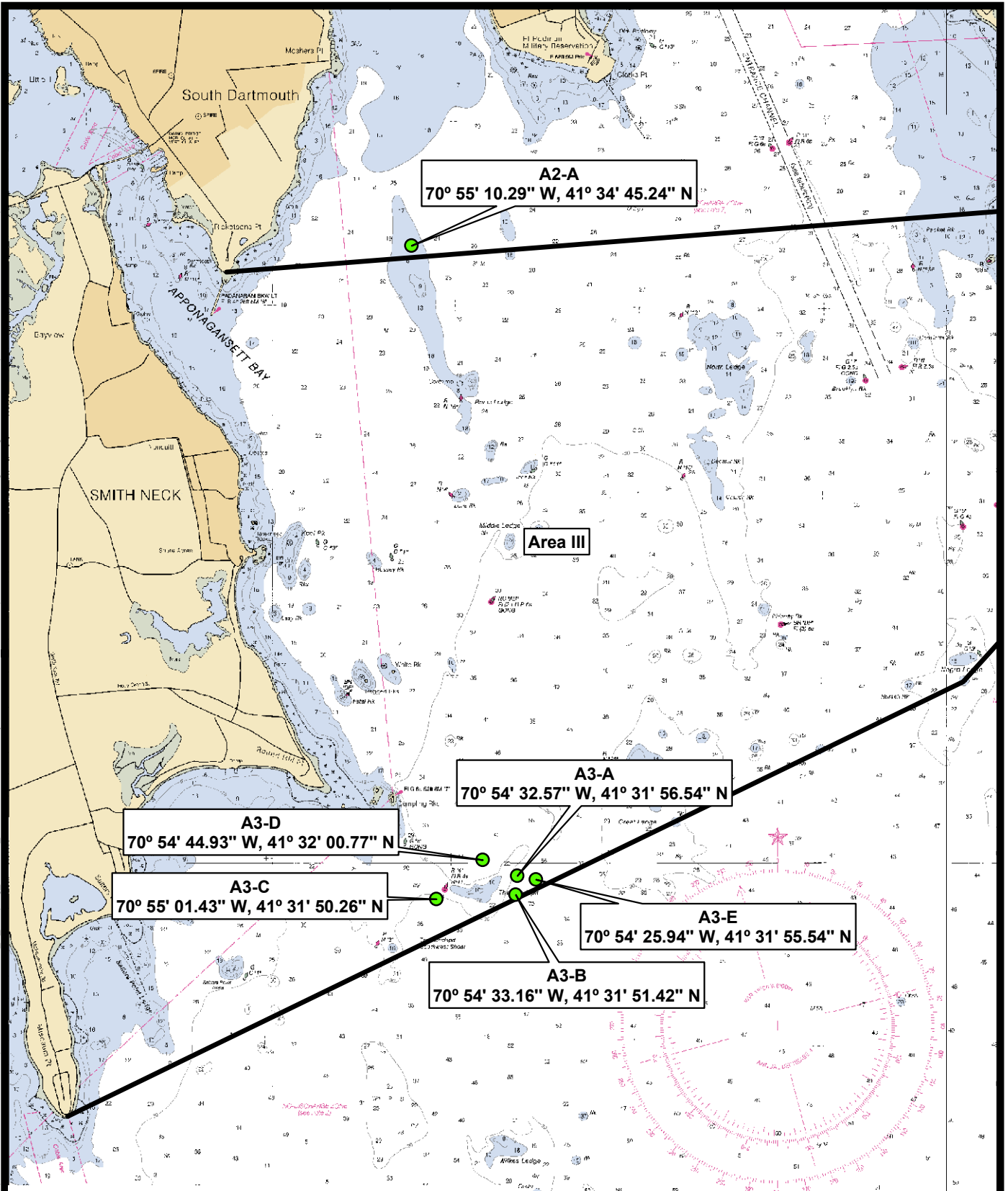
No logistical or technical problems occurred during the sampling event. The length limit was lowered from 28 inches to 25 inches in Area II to increase the probability of catching striped bass in this area, as only one striped bass was collected in this area during the first days of sampling. A total of four and half days were spent fishing in Area II and Area III, with limited success in Area II (1 sample obtained).

The limited success in Area II may be attributed to both physical and biological factors. The lack of deep water and structure in the outer harbor (Area II and Area III) may explain the lower numbers of large striped bass being caught in these areas. All of the fish caught this year were caught in areas of the harbor with underwater structure (i.e., Bents Ledge and the Sand spit). Several striped bass were caught along the eastern shore of Area II; however these fish were small in size (i.e., less than 20 inches). The ocean bottom in this area included rocks and eelgrass beds, which is known to provide habitat for immature striped bass.

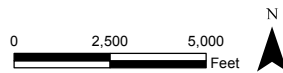
The habitat within Buzzards Bay appears to be more suited for striped bass as compared to Areas II and III, which may result in fish staying in the Bay. When fishing off Cuttyhunk Island, at the mouth of Buzzards Bay, around Sow and Pigs Reef, striped bass were abundant. All of the striped bass caught in Area III were caught on the outer limits of this area, at the edge of Buzzards Bay. In addition, bait fish (most commonly menhaden and herring) routinely migrate through Buzzards Bay and the Cape Cod Canal and striped bass are known to follow them. Therefore, the larger fish may be spending more time in the Buzzards Bay based on better habitat and larger forage base.

As recommended in the previous year's report, additional sampling days in Area II and Area III may also increase fishing success. Two additional days were added during the fishing event this year. Future sampling should include multiple sampling events of shorter duration (two-day sampling events) over multiple weeks. This may increase the chances of catching larger fish that appear to infrequently use the bay.

FIGURES



Area III sampling location coordinate is longitude, latitude with units of degrees, minutes, seconds.
NOAA Raster Navigational Chart # 13232 for New Bedford Harbor and Approaches obtained from Office of Coast Survey at: <http://www.nauticalcharts.noaa.gov/mcd/Raster>



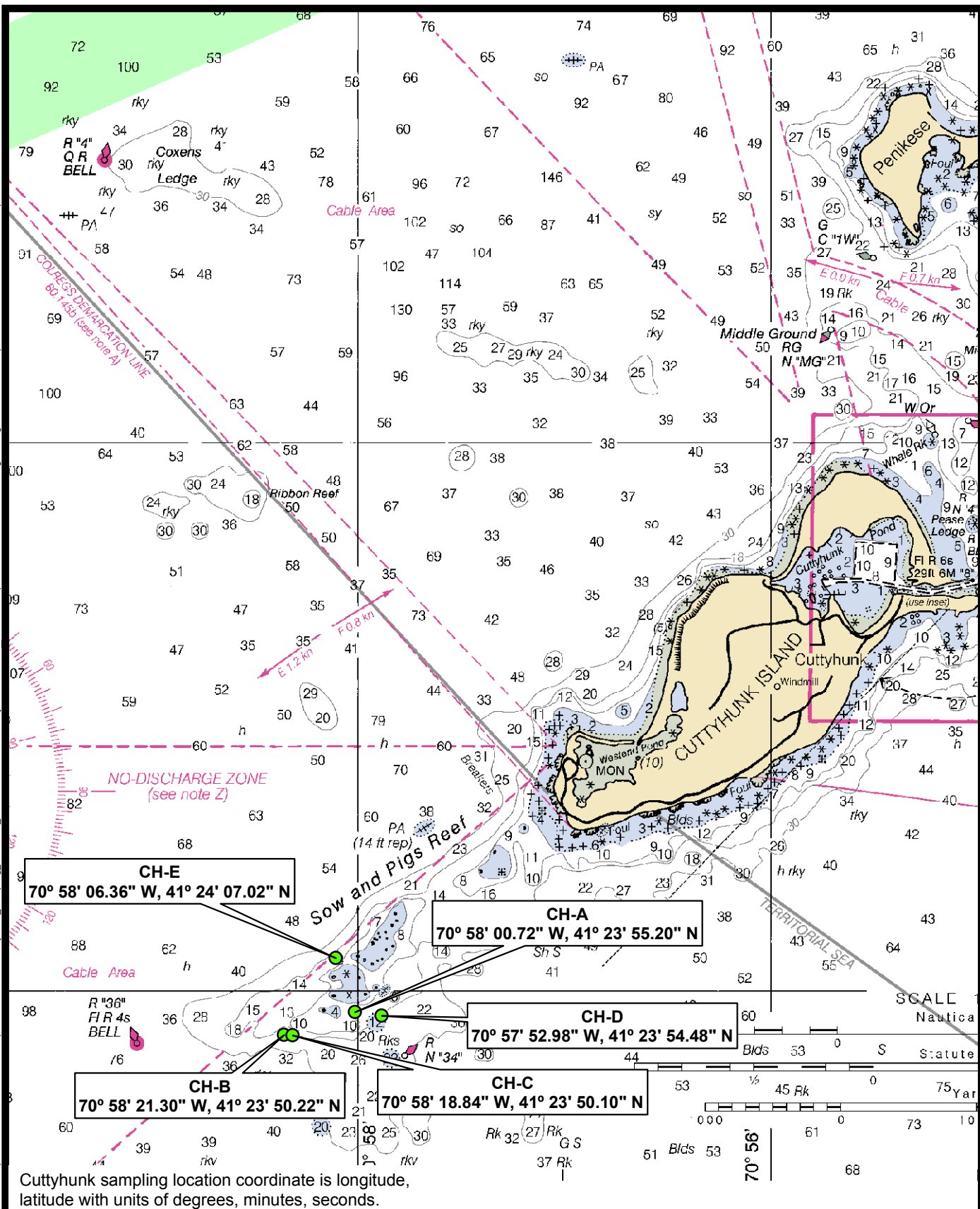
Prepared/Date: BRP 02/05/14
Checked/Date: JPC 02/05/14

Mass DEP, New Bedford Harbor
2013 Striped Bass Monitoring
New Bedford, Massachusetts

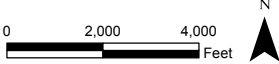


Area II and Area III
Sampling Locations
Project 3650-08-0120 Figure 1

Document: P:\Projects\New Bedford Harbor Superfund Site\GIS\MapDocuments\2013 Cuttyhunk_Sampling_Locations_8x11P.mxd PDF: P:\Projects\New Bedford Harbor Superfund Site\GIS\SARSS V\GIS\Figures\Figure 2 - June 2013.pdf 02/05/2014 8:17 AM brian.peters



Cuttyhunk sampling location coordinate is longitude, latitude with units of degrees, minutes, seconds.
 NOAA Raster Navigational Chart # 13229
 obtained from Office of Coast Survey
 at: <http://www.nauticalcharts.noaa.gov/mcd/Raster>



Prepared/Date: BRP 02/05/14
 Checked/Date: JPC 02/05/14

Mass DEP, New Bedford Harbor
 2013 Striped Bass Monitoring
 New Bedford, Massachusetts



Cuttyhunk
 Sampling Locations
 Project 3650-08-0120 Figure 2

TABLES

Table 1: MassDEP Seafood Sampling 2013: Target Species, Sampling Locations and Number of Samples

Species	Collection Season/Month	Collection Area	Collection Method	Sample Limits	Total Number of Samples Proposed	Total Number of Samples Obtained	Analysis	Media
Striped Bass	May-July	NBH Area II	Hook and Line	28 inches minimum [a]	5	1	PCB Congeners, Aroclors, Lipids	Fillet, Stomach Content and Liver (separate analyses)
		NBN Area III	Hook and Line	28 inches minimum	5	5	PCB Congeners, Aroclors, Lipids	Fillet, Stomach Content and Liver (separate analyses)
		Cuttyhunk	Hook and Line	28 inches minimum	5	5	PCB Congeners, Aroclors, Lipids	Fillet, Stomach Content and Liver (separate analyses)

Notes:

[a] The minimum size limit was reduced to 25 inches per MassDEP in NBH Area II.

Prepared By: CL

Checked By: JPC

Table 2: Target Areas and Actual Sample Location Coordinates

Species	Target Area	Sample Locations (degrees/minutes/seconds)		Sample IDs [a]
		Latitude	Longitude	
Striped Bass	NBH Area II	41° 34' 45.24"	70° 55' 10.29"	NBH13-XX-A-2
	NBH Area III	41° 31' 56.54"	70° 54' 32.57"	NBH13-XX-A-3
		41° 31' 51.42"	70° 54' 33.16"	NBH13-XX-B-3
		41° 31' 50.26"	70° 55' 1.43"	NBH13-XX-C-3
		41° 32' 0.77"	70° 54' 44.93"	NBH13-XX-D-3
		41° 31' 55.54"	70° 55' 10.29"	NBH13-XX-E-3
		Cuttyhunk	41° 23' 55.20"	70° 58' 0.72"
	41° 23' 50.22"		70° 58' 21.30"	NBH13-XX-B-CH
	41° 23' 50.10"		70° 58' 18.84"	NBH13-XX-C-CH
	41° 23' 54.48"		70° 57' 52.98"	NBH13-XX-D-CH
	41° 24' 7.02"		70° 58' 6.36"	NBH13-XX-E-CH

Note:

[a] Each sample (i.e., fish) includes a tissue sample, stomach content sample and liver sample.

"XX" replaced with: "FF" for tissue sample, "SC" for stomach contents sample, and "LV" for Liver sample.

Prepared By: CL

Checked By: JPC

APPENDIX A
FILED DATA FORMS

**FISH SAMPLE COLLECTION AND SAMPLE PREPARATION FORM
SEAFOOD MONITORING PROGRAM**

**NEW BEDFORD HARBOR
NEW BEDFORD, MASSACHUSETTS**

Date: 6/4/13 Time: 0905

Climate: SUNNY, breezy, warm

Field Personnel: Clyme

Collection Method: Hook/line Other Species: Striped bass

Sample Area: I / II / III - circle one

Latitude: 41°31'56.54" Longitude: 70°54'32.57" (deg/min/seconds)

Sample ID Number: NBH13-XX-A-3 (A3A)

Photo ID Number(s): 1

SAMPLE SPECIMEN SUMMARY

Specimen Number	Species	length (cm)	whole mass (g)	Sex	Physical Observations/Anomalies
1	SB	32 in	8 lbs	-	None observed

SB = Striped Bass M = Male F = Female

LABORATORY PREPARATION SUMMARY

- FF Fillet Skin off - six section composite
PCB - Final lab sample weight (g) _____
Lipids - Final Lab sample weight (g) _____
- SC ~~Offal~~ ~~Scale/skin - six section composite (from fillet)~~
 ~~PCB - Final lab sample weight (g) _____~~
~~Lipids - Final Lab sample weight (g) _____~~
- W Offal Liver
PCB - Final lab sample weight (g) _____
Lipids - Final Lab sample weight (g) _____

Stomach Contents

Comments:

**FISH SAMPLE COLLECTION AND SAMPLE PREPARATION FORM
SEAFOOD MONITORING PROGRAM**

**NEW BEDFORD HARBOR
NEW BEDFORD, MASSACHUSETTS**

Date: 6/4/13 Time: 1345
 Climate: Sunny, Breezy, Warm
 Field Personnel: Clyma
 Collection Method: Hook/line Other Species: Striped bass
 Sample Area: I / II / III - circle one
 Latitude: 41° 31' 51.42" Longitude: 70° 54' 33.16" (deg/min/seconds)
 Sample ID Number: NBH13-XX-B-3 (A3-B)
 Photo ID Number(s): 2

SAMPLE SPECIMEN SUMMARY

Specimen Number	Species	length (cm)	whole mass (g)	Sex	Physical Observations/Anomalies
2	SB	360	17 lbs	-	None

SB = Striped Bass M = Male F = Female

LABORATORY PREPARATION SUMMARY

- Fillet Skin off - six section composite
 PCB - Final lab sample weight (g) _____
 Lipids - Final Lab sample weight (g) _____
- ~~Offal~~ ~~Scale/skin - six section composite (from fillet)~~
 PCB - Final lab sample weight (g) _____
 Lipids - Final Lab sample weight (g) _____
- Offal Liver
 PCB - Final lab sample weight (g) _____
 Lipids - Final Lab sample weight (g) _____

Stomach Contents

Comments:

**FISH SAMPLE COLLECTION AND SAMPLE PREPARATION FORM
SEAFOOD MONITORING PROGRAM**

**NEW BEDFORD HARBOR
NEW BEDFORD, MASSACHUSETTS**

Date: 4/4/13 Time: 1400
 Climate: Sunny, Breezy, Warm
 Field Personnel: Clyde
 Collection Method: Hook/line Other Species: Striped bass
 Sample Area: I / II / III - circle one
 Latitude: 41° 31' 50.26" Longitude: 70° 55' 01.43" (deg/min/seconds)
 Sample ID Number: NBH13-XX-C-3 (A3-C)
 Photo ID Number(s): 3

SAMPLE SPECIMEN SUMMARY

Specimen Number	Species	length (cm)	whole mass (g)	Sex	Physical Observations/Anomalies
<u>3</u>	<u>SB</u>	<u>32.10</u>	<u>10lbs</u>	<u>-</u>	<u>See above, No lesions</u>

SB = Striped Bass M = Male F = Female

LABORATORY PREPARATION SUMMARY

FF (✓) Fillet Skin off - six section composite
 PCB - Final lab sample weight (g) _____
 Lipids - Final Lab sample weight (g) _____

SC (✓) ~~Offal~~ ~~Scale/skin - six section composite (from fillet)~~
 *
 PCB - Final lab sample weight (g) _____
 Lipids - Final Lab sample weight (g) _____

LV (✓) Offal Liver
 PCB - Final lab sample weight (g) _____
 Lipids - Final Lab sample weight (g) _____

Stomach Contents

Comments:

**FISH SAMPLE COLLECTION AND SAMPLE PREPARATION FORM
SEAFOOD MONITORING PROGRAM**

**NEW BEDFORD HARBOR
NEW BEDFORD, MASSACHUSETTS**

Date: 6/4/13 Time: 1410
 Climate: Sunny, Breezy, Warm
 Field Personnel: Chymon
 Collection Method: Hook/line Other Species: Striped bass
 Sample Area: I / II / III - circle one
 Latitude: 41° 22' 0.77" Longitude: 70° 54' 44.93" (deg/min/seconds)
 Sample ID Number: NBH3-XX-D-3
 Photo ID Number(s): 4

SAMPLE SPECIMEN SUMMARY

Specimen Number	Species	length (cm)	whole mass (g)	Sex	Physical Observations/Anomalies
4	SB	28.2	5165	-	None

SB = Striped Bass M = Male F = Female

LABORATORY PREPARATION SUMMARY

ff Fillet Skin off - six section composite
 PCB - Final lab sample weight (g) _____
 Lipids - Final Lab sample weight (g) _____

sc ~~Offal~~ ~~Scale/skin - six section composite (from fillet)~~
 *
 PCB - Final lab sample weight (g) _____
 Lipids - Final Lab sample weight (g) _____

lv Offal Liver
 PCB - Final lab sample weight (g) _____
 Lipids - Final Lab sample weight (g) _____

Stomach Contents

Comments:

**FISH SAMPLE COLLECTION AND SAMPLE PREPARATION FORM
SEAFOOD MONITORING PROGRAM**

**NEW BEDFORD HARBOR
NEW BEDFORD, MASSACHUSETTS**

Date: 6/4/13 Time: 1430
 Climate: Sunny, Breezy, warm
 Field Personnel: Clymer
 Collection Method: Hook/line Other Species: Striped bass
 Sample Area: I / II / III circle one
 Latitude: _____ Longitude: _____ (deg/min/seconds)
 Sample ID Number: NBH13-XX-E-3 (A3-E)
 Photo ID Number(s): no photo

SAMPLE SPECIMEN SUMMARY

Specimen Number	Species	length (cm)	whole mass (g)	Sex	Physical Observations/Anomalies
5	SB	29w	7lbs	-	None

SB = Striped Bass M = Male F = Female

LABORATORY PREPARATION SUMMARY

RF (✓) Fillet Skin off - six section composite
 PCB - Final lab sample weight (g) _____
 Lipids - Final Lab sample weight (g) _____

SC (✓) ~~Offal~~ ~~Scale/skin - six section composite (from fillet)~~
 *
 PCB - Final lab sample weight (g) _____
 Lipids - Final Lab sample weight (g) _____

LV (✓) Offal Liver
 PCB - Final lab sample weight (g) _____
 Lipids - Final Lab sample weight (g) _____

Stomach Contents

Comments:

**FISH SAMPLE COLLECTION AND SAMPLE PREPARATION FORM
SEAFOOD MONITORING PROGRAM**

**NEW BEDFORD HARBOR
NEW BEDFORD, MASSACHUSETTS**

Date: 6/5/13 Time: 1135
 Climate: Breezy, sunny, warm
 Field Personnel: Chapman
 Collection Method: Hook/line Other Species: Striped bass
 Sample Area: I II III - circle one
 Latitude: 41° 34' 45.42" Longitude: 70° 55' 10.29" (deg/min/seconds)
 Sample ID Number: NBH D-XX-A-2 (A2-A)
 Photo ID Number(s): 6

SAMPLE SPECIMEN SUMMARY

Specimen Number	Species	length (cm)	whole mass (g)	Sex	Physical Observations/Anomalies
6	SB	34.2	121.5	-	Few red lesions, Sea Lice

SB = Striped Bass M = Male F = Female

LABORATORY PREPARATION SUMMARY

H (✓) Fillet Skin off - six section composite
 PCB - Final lab sample weight (g) _____
 Lipids - Final Lab sample weight (g) _____

JC (✓) ~~Offal~~ ~~Scale/skin - six section composite (from fillet)~~
 * PCB - Final lab sample weight (g) _____
 Lipids - Final Lab sample weight (g) _____

W (✓) Offal Liver
 PCB - Final lab sample weight (g) _____
 Lipids - Final Lab sample weight (g) _____

Stomach Contents

Comments:

CUTTY HUNK

FISH SAMPLE COLLECTION AND SAMPLE PREPARATION FORM
SEAFOOD MONITORING PROGRAM

NEW BEDFORD HARBOR
NEW BEDFORD, MASSACHUSETTS

Date: 6/10/13 Time: 0730

Climate: cool, sunny, calm

Field Personnel: CLYMA

Collection Method: Hook/line Other Species: Striped bass

Sample Area: ~~L/H/III~~ circle one Cuttyhunk Isle

Latitude: 41° 23.920" Longitude: 70° 58.012" (deg/min/seconds)

Sample ID Number: NBH13-XX-A-CH (CHVA)

Photo ID Number(s): 1

SAMPLE SPECIMEN SUMMARY

Specimen Number	Species	length (cm)	whole mass (g)	Sex	Physical Observations/Anomalies
1	SB	35.1	221bs	—	SEA Lice

SB = Striped Bass M = Male F = Female

LABORATORY PREPARATION SUMMARY

- Fillet Skin off - six section composite
PCB - Final lab sample weight (g) _____
Lipids - Final Lab sample weight (g) _____
- ~~Offal~~ ~~Scale/skin - six section composite (from fillet)~~
* PCB - Final lab sample weight (g) _____
Lipids - Final Lab sample weight (g) _____
- Offal Liver
PCB - Final lab sample weight (g) _____
Lipids - Final Lab sample weight (g) _____

Stomach Contents

Comments:

Collected off west end of Cuttyhunk (south of Pigs Reef)

**FISH SAMPLE COLLECTION AND SAMPLE PREPARATION FORM
SEAFOOD MONITORING PROGRAM**

**NEW BEDFORD HARBOR
NEW BEDFORD, MASSACHUSETTS**

Date: 6/10/13 Time: 0745

Climate: cool, sunny, calm

Field Personnel: Clyde

Collection Method: Hook/line Other Species: Striped bass

Sample Area: I/H/III = circle one Cottyhunk Island

Latitude: 41° 23.837' Longitude: 70° 58.355' (deg/min/seconds)

Sample ID Number: NB113-XX-B-CH (CH-B)

Photo ID Number(s): _____

SAMPLE SPECIMEN SUMMARY

Specimen Number	Species	length (cm)	whole mass (g)	Sex	Physical Observations/Anomalies
2	SB	36"	20 lbs	-	sea lice

SB = Striped Bass M = Male F = Female

LABORATORY PREPARATION SUMMARY

- Fillet Skin off - six section composite
PCB - Final lab sample weight (g) _____
Lipids - Final Lab sample weight (g) _____
- ~~Offal~~ ~~Scale/skin - six section composite (from fillet)~~
 ~~Offal~~ PCB - Final lab sample weight (g) _____
Lipids - Final Lab sample weight (g) _____
- Offal Liver
PCB - Final lab sample weight (g) _____
Lipids - Final Lab sample weight (g) _____

Stomach Contents

Comments:

- Collected off west end of Cottyhunk Isle (row a Pigeon Reef)

**FISH SAMPLE COLLECTION AND SAMPLE PREPARATION FORM
SEAFOOD MONITORING PROGRAM**

**NEW BEDFORD HARBOR
NEW BEDFORD, MASSACHUSETTS**

Date: 6/10/13 Time: 0830

Climate: Sunny, calm, Cool

Field Personnel: Chymc

Collection Method: Hook/line Other Species: Striped bass

Sample Area: I / II / III ~~circle one~~ Cottyhunk, Island

Latitude: 41° 23.835' Longitude: 70° 58.247' (deg/min/seconds)

Sample ID Number: NBH13-XX-C-CH (CH-C)

Photo ID Number(s): _____

SAMPLE SPECIMEN SUMMARY

Specimen Number	Species	length (cm)	whole mass (g)	Sex	Physical Observations/Anomalies
3	SB	29 in	8 lbs	-	SEA ICE

SB = Striped Bass M = Male F = Female

LABORATORY PREPARATION SUMMARY

- Fillet Skin off - six section composite
PCB - Final lab sample weight (g) _____
Lipids - Final Lab sample weight (g) _____
- ~~Offal~~ ~~Scale/skin - six section composite (from fillet)~~
* PCB - Final lab sample weight (g) _____
Lipids - Final Lab sample weight (g) _____
- Offal Liver
PCB - Final lab sample weight (g) _____
Lipids - Final Lab sample weight (g) _____

Stomach Contents

Comments:

Collected off Cottyhunk Isle (west end - row + Pip's Reef)

**FISH SAMPLE COLLECTION AND SAMPLE PREPARATION FORM
SEAFOOD MONITORING PROGRAM**

**NEW BEDFORD HARBOR
NEW BEDFORD, MASSACHUSETTS**

Date: 6/10/13 Time: 0855
 Climate: Calm, Sunny, Warm
 Field Personnel: CLY
 Collection Method: Hook/line Other Species: Striped bass
 Sample Area: I/II/III circle one Cottyhunk Isle
 Latitude: 41° 23.908' Longitude: 70° 57.883' (deg/min/seconds)
 Sample ID Number: NBH13-XX-D-CH (CH-D)
 Photo ID Number(s): _____

SAMPLE SPECIMEN SUMMARY

Specimen Number	Species	length (cm)	whole mass (g)	Sex	Physical Observations/Anomalies
4	SB	34 ^M	1416g	-	Scale

SB = Striped Bass M = Male F = Female

LABORATORY PREPARATION SUMMARY

- Fillet Skin off - six section composite
 PCB - Final lab sample weight (g) _____
 Lipids - Final Lab sample weight (g) _____
- ~~Offal~~ ~~Scale/skin - six section composite (from fillet)~~
 PCB - Final lab sample weight (g) _____
 Lipids - Final Lab sample weight (g) _____
- Offal Liver
 PCB - Final lab sample weight (g) _____
 Lipids - Final Lab sample weight (g) _____

Stomach Contents

Comments:

Collected off west end of Cottyhunk Island (Saw 4 fish feet)

**FISH SAMPLE COLLECTION AND SAMPLE PREPARATION FORM
SEAFOOD MONITORING PROGRAM**

**NEW BEDFORD HARBOR
NEW BEDFORD, MASSACHUSETTS**

Date: 6/10/13 Time: 0930

Climate: Calm, Warm, Sunny

Field Personnel: Clymer

Collection Method: Hook/line Other Species: Striped bass

Sample Area: I / II / III ~~circle one~~ Cottyhunk Island

Latitude: 41° 24.117' Longitude: 70° 58.106' (deg/min/seconds)

Sample ID Number: NBH13-XX-~~B~~-CH (CH ~~B~~)

Photo ID Number(s): _____

SAMPLE SPECIMEN SUMMARY

Specimen Number	Species	length (cm)	whole mass (g)	Sex	Physical Observations/Anomalies
5	SB	28"	8 lbs	—	sea lice

SB = Striped Bass M = Male F = Female

LABORATORY PREPARATION SUMMARY

- Fillet Skin off – six section composite
PCB - Final lab sample weight (g) _____
Lipids – Final Lab sample weight (g) _____
- ~~Offal~~ ~~Scale/skin – six section composite (from fillet)~~
PCB - Final lab sample weight (g) _____
Lipids – Final Lab sample weight (g) _____
- Offal Liver
PCB - Final lab sample weight (g) _____
Lipids – Final Lab sample weight (g) _____

Stomach Contents

Comments:

— Collected off West end of Cottyhunk Island (Sow of Pigs Reef)

APPENDIX B
SAMPLE PHOTOGRAPHS



Photo 1: Sample A2-A (NBH13-XX-A-2)



Photo 2: Sample A3-A (NBH13-XX-A-3)



Photo 3: Sample A3-B (NBH13-XX-B-3)



Photo 4: Sample A3-C (NBH13-XX-C-3)



Photo 5: Sample A3-D (NBH13-XX-D-3)



Photo 6: Sample CH-A (NBH13-XX-A-CH)



Photo 7: Sample CH-B (NBH13-XX-B-CH)



Photo 8: Sample CH-C (NBH13-XX-C-CH)



Photo 9: Sample CH-D (NBH13-XX-D-CH)



Photo 10: Sample CH-E (NBH13-XX-E-CH)

APPENDIX C
CHAIN OF CUSTODY



Dianne Janak <djanak@alphalab.com>

FW: Striped Bass Rec'd 6/5/13

Liz Porta <eport@alphalab.com>
To: Dianne Janak <djanak@alphalab.com>

Thu, Jun 6, 2013 at 9:05 AM

Hi Dianne,

Could you please print/scan this info to be part of the COC record for the AMEC fish tissue samples received 6/5.

Thank you!

Liz

From: Lyman, Charles H [mailto:Charles.Lyman@amec.com]
Sent: Thursday, June 06, 2013 7:49 AM
To: Connolly, Jayme P.; Liz Porta
Subject: RE: Striped Bass Rec'd 6/5/13

Hey Liz,

The sample ID's that correlate to the tags on the fish are as follows...

A3-A

- 1 NBH13-FF-A-3
- 2 NBH13-SC-A-3
- 3 NBH13-LV-A-3

A3-B

- 4 NBH13-FF-B-3
- 5 NBH13-SC-B-3
- 6 NBH13-LV-B-3

A3-C

7 NBH13-FF-C-3

8 NBH13-SC-C-3

9 NBH13-LV-C-3

A3-D

10 NBH13-FF-D-3

11 NBH13-SC-D-3

12 NBH13-LV-D-3

A3-E

13 NBH13-FF-E-3

14 NBH13-SC-E-3

15 NBH13-LV-E-3

A2-A

16 NBH13-FF-A-2

17 NBH13-SC-A-2

18 NBH13-LV-A-2

FF = Fillet-Skin Off

SC = Stomach Content

LV= Liver

I apologize for not including this on the chain.

Thanks,

CLyman

Charles H. Lyman
Senior Project Scientist
AMEC

Environment & Infrastructure
511 Congress Street, Portland, Maine 04101

Tel 207-775-5401, fax 207-772-4762
Direct 207-828-3280, mobile/cell 207-461-0001
Charles.Lyman@amec.com
amec.com

From: Connolly, Jayme P.

[Quoted text hidden]

[Quoted text hidden]



CHAIN OF CUSTODY

PAGE 1 OF 1WESTBORO, MA
TEL: 508-898-9220
FAX: 508-898-9193MANSFIELD, MA
TEL: 508-822-9300
FAX: 508-822-3288**Project Information**Project Name: New Bedford HarborProject Location: New Bedford, MAProject #: 3650030120Project Manager: Joyne Connolly

ALPHA Quote #:

Turn-Around Time Standard RUSH (only confirmed if pre-approved!)

Date Due: _____ Time: _____

Date Rec'd in Lab:

Report Information - Data Deliverables FAX EMAIL
 ADEX Add'l DeliverablesALPHA Job #: L1310777**Billing Information** Same as Client info PO #:**Client Information**Client: AMECAddress: 511 CONGRESS STPortland, ME 04104Phone: (207) 775-5401

Fax:

Email: Joyne.Connolly@Amec.com These samples have been previously analyzed by Alpha**Other Project Specific Requirements/Comments/Detection Limits:**If MS is required, indicate in Sample Specific Comments which samples and what tests MS to be performed.
(Note: All CAM methods for inorganic analyses require MS every 20 soil samples)**Regulatory Requirements/Report Limits**

State /Fed Program _____ Criteria _____

MA MCP PRESUMPTIVE CERTAINTY --- CT REASONABLE CONFIDENCE PROTO Yes No Are MCP Analytical Methods Required?
 Yes No Is Matrix Spike (MS) Required on this SDG? (If yes see note in Comments)
 Yes No Are CT RCP (Reasonable Confidence Protocols) Required?

ANALYSIS
PCB - Project Method

SAMPLE HANDLING

Filtration _____

Done

Not needed

Lab to do

Preservation _____

Lab to do

(Please specify below)

Sample Specific Comments

TOTAL # BOTTLES

ALPHA Lab ID (Lab Use Only)	Sample ID	Collection		Sample Matrix	Sampler's Initials	Sample Specific Comments
		Date	Time			
19-21	CH-A	6/10/13	0730	fish	CHL	
22-24	CH-B	↓	0745	↓	↓	
25-27	CH-C	↓	0830	↓	↓	
28-30	CH-D	↓	0855	↓	↓	
31-33	CH-E	↓	0930	↓	↓	
<hr/>						

PLEASE ANSWER QUESTIONS ABOVE!

IS YOUR PROJECT
MA MCP or CT RCP?

FORM NO: 01-01 (rev. 18-Jan-2010)

Container Type

Preservative

Relinquished By:

Charles H. [Signature]

Date/Time

6/10/13 1639

Received By:

[Signature]

Date/Time

6/10/13 1634

Please print clearly, legibly and completely. Samples can not be logged in and turnaround time clock will not start until any ambiguities are resolved. All samples submitted are subject to Alpha's Terms and Conditions. See reverse side.



Dianne Janak <djanak@alphalab.com>

FW: Sample numbers for fish caught on 6/10/13

1 message

Liz Porta <eport@alphalab.com>
To: Dianne Janak <djanak@alphalab.com>

Tue, Jun 11, 2013 at 10:24 AM

Hi Dianne – these are the complete ID for the fish received 6/10. Please include this email as additional COC documentation.

Thank you,

Liz

From: Lyman, Charles H [mailto:Charles.Lyman@amec.com]
Sent: Tuesday, June 11, 2013 9:34 AM
To: Connolly, Jayme P.; Schoonard, Bradford J; Liz Porta
Subject: Sample numbers for fish caught on 6/10/13

Below are the sample numbers for the filet, stomach content, and liver samples for the five fish caught on June 10th. The samples were collected off the west end of Cuttyhunk Island.

The sample ID's that correlate to the tags on the fish are as follows...

CH-A

19 NBH13-FF-A-CH
20 NBH13-SC-A-CH
21 NBH13-SC-A-CH

CH-B

22 NBH13-FF-B-CH
23 NBH13-SC-B-CH
24 NBH13-SC-B-CH

CH-C

25 NBH13-FF-C-CH

26 NBH13-SC-C-CH

27 NBH13-SC-C-CH

CH-D

28 NBH13-FF-D-CH

29 NBH13-SC-D-CH

30 NBH13-SC-D-CH

CH-E

31 NBH13-FF-E-CH

32 NBH13-SC-E-CH

33 NBH13-SC-E-CH

FF = Fillet-Skin Off

SC = Stomach Content

LV= Liver

We will be going out again to fish in New Bedford Harbor on Wednesday and Thursday (6/12 and 6/13).
Fish collected during this next event will be delivered to the Laboratory on Thursday afternoon.

Thanks,

CLyman

Charles H. Lyman
Senior Project Scientist
AMEC

Environment & Infrastructure
511 Congress Street, Portland, Maine 04101
Tel 207-775-5401, fax 207-772-4762
Direct 207-828-3280, mobile/cell 207-461-0001
Charles.Lyman@amec.com
amec.com

The information contained in this e-mail is intended only for the individual or entity to whom it is addressed.
Its contents (including any attachments) may contain confidential and/or privileged information.
If you are not an intended recipient you must not use, disclose, disseminate, copy or print its contents.
If you receive this e-mail in error, please notify the sender by reply e-mail and delete and destroy the message.
