

**Contaminated Monitoring Report for Seafood Harvested in 2009
from the New Bedford Harbor Superfund Site**

by

Massachusetts Department of Environmental Protection

and

Massachusetts Division of Marine Fisheries

October 2010

TABLE of CONTENTS

1. Introduction
2. Seafood Monitoring Program Design
3. 2009 Field Collection
4. Analytical Chemistry
5. Results and Discussion
6. References

FIGURES

- Figure 1 Fish Closure Areas I to III
- Figure 2 Alewife Area I
- Figure 3 Bluefish Area II & III
- Figure 4 Black Sea Bass Area II & III
- Figure 5 Channel Whelk Area II & III
- Figure 6 Quahog (Pre and post-spawn) Area II & III
- Figure 7 Scup Area II & III
- Figure 8 PCBs Concentrations in Black Sea Bass
- Figure 9 PCBs Concentrations in Channel Whelk
- Figure 10 PCBs Concentrations in Quahog (Pre-Spawn)
- Figure 11 PCBs Concentrations in Quahog (Post-Spawn)
- Figure 12 PCBs Concentrations in Scup

TABLES

- Table 1 Summary of Sample Data for Alewife
- Table 2 Summary of Sample Data for Bluefish
- Table 3 Summary of Sample Data for Sea Bass
- Table 4 Summary of Sample Data for Channel Whelk
- Table 5 Summary of Sample Data for Pre-Spawn Quahog
- Table 6 Summary of Sample Data for Post-Spawn Quahog
- Table 7 Comparison of Pre-Spawn and Post Spawn Quahog

APPENDICES

- Appendix A Laboratory Data
- Appendix B Data Validation Summary, MassDEP, NBH Seafood Contaminant Survey Monitoring 2009 Sampling
- Appendix C Seafood Monitoring - Field Sampling Activities for the NBH Superfund Site 2009 Annual Report

1. Introduction

This report documents the levels of PCBs (polychlorinated biphenyls) measured in edible seafood species caught in New Bedford Harbor and surrounding Buzzards Bay in southeastern Massachusetts in 2009. This seafood monitoring program is part of the ongoing PCB cleanup program for the New Bedford Harbor (NBH) Superfund Site, and was a collaborative effort involving the MA Department of Marine Fisheries (DMF), the MA Department of Environmental Protection, (MassDEP) and the U.S. Environmental Protection Agency-New England Region (EPA).

Due to the identification of high PCB levels in area seafood, the MA Department of Public Health in 1979 promulgated regulations restricting seafood consumption in three closure areas in and around NBH as shown on Figure 1 (MADPH, 1979). NBH was subsequently listed as a Superfund site in 1983. Per a 1998 Record of Decision (ROD) (EPA, 1998) for the site, approximately 900,000 cubic yards (cy) of PCB-contaminated sediments and soils are to be removed. Based on annual funding rates received to date, the cleanup may take twenty years or more from now to complete. Consistent with the 1998 ROD, this seafood monitoring program will aid in the evaluation of the overall effectiveness of the harbor cleanup, as well as assist in the implementation of institutional controls and seafood restrictions.

2. Seafood Monitoring Program Design

Based on previous investigations and risk assessments performed for the NBH site, a variety of species were selected for this monitoring program that are considered locally caught seafood; are generally available for field collection; and which bracket potential worse case tissue levels (MassDEP, 2009). These species include lobster (*Homarus americanus*), blue crabs (*Carcinus maenas*), quahog (i.e., hard shelled clam, *Mercenaria mercenaria*), alewife (*Alosa pseudoharengus*), American eel (*Anguilla rostrata*), black sea bass (*Centropristes striatus*), winter flounder (*Pseudopleuronectes americanus*), and scup (*Stenotomus chrysops*). The goal of this seafood monitoring program is to acquire annual collections of these species in sufficient numbers from all three closure areas to enable statistical comparisons between them, but with the understanding that some species may not necessarily be caught in sufficient numbers every year.

To meet this goal, the monitoring design calls for five composite samples for each species from each of the three closure areas. Based on previous site sampling experience, modifications have been made to the original sampling approach. Because there has been no significant change since 2002 in the PCB concentration levels to below the regulated restrictions (MADPH, 1979), the species collected for the most part in 2009 were ones that do not currently have restrictions that may pose a risk, if consumed. Thus, lobster, blue crab, eel, and quahog in Area I were not samples in 2009 because their PCB concentrations were significantly above the seafood restrictions. However, additional sampling did include a one post-spawn quahog event, bluefish and channel whelk. The rest of the species collected were the same as the previous year and included pre-spawn quahog, black sea bass, alewife, and scup. Each composite sample consists of five legally harvestable organisms for black

sea bass, scup, and channel whelk. For blue fish, the composite sample consists of three legally harvestable organisms. For alewife, the composite sample consists of one harvestable organism. For quahog, the composite sample consists of one dozen legally harvestable organisms. The number of composites was determined according to Sokal and Rohlf (1995) using the coefficient of variation (c.v.) from the DMF's 1995 lobster sampling program in Area III (mean = 1.3 ppm, standard deviation = 0.28, c.v. = 22%). The significance level used was 5% and the probability that the significance will be found if it exists was set at 90%. Based on the known levels of PCBs in NBH seafood, there is a high likelihood of detecting PCB concentrations that are 50% different between each closure area.

In addition to comparing the results of this monitoring to past and future seafood monitoring results, the results of this seafood monitoring program will be compared to the current U.S. Food and Drug Administration's (FDA's) criteria for PCBs in commercial seafood of 2 parts per million (ppm). It was exceedances of the FDA criteria in NBH seafood which prompted promulgation of the state's seafood closure areas in 1979 (the FDA criteria at that time was 5 ppm). In addition to comparisons to the current FDA level, and as explained in the 1998 ROD, EPA will compare the results of the seafood monitoring program to a site-specific threshold of 0.02 ppm PCBs. This 0.02 ppm PCB level was developed to ensure the protection of local residents and sport fishermen whose seafood consumption might include seafood caught mostly if not entirely from NBH.

3. 2009 Field Collection

The DMF field sampling program included the collection of alewife, bluefish, black sea bass, channel whelk, quahog, and scup. The Sampling Report for all species collected in 2009 is in Appendix C.

Alewife was collected using nets in April (Figure 2). Bluefish was collected using rod and reel in September (Figure 3). Black sea bass was harvested by fish pots during May and June (Figure 4). Channel whelk was collected using fish pots in May and June (Figure 5).

The collection of quahog was done pre-spawn in May and the post-spawn in October and November (Figure 6). Quahogs were collected using a rake from two of the three seafood closure areas. Six stations were located in Area 2 and four stations were located in Area 3.

Scup was collected using fish pots in May and June (Figure 7).

Despite considerable effort to collect species according to the monitoring program design, all species were not obtained in all three closure areas as originally planned. No flounder were collected because the stock is considered "overfished" as determined by the Atlantic States Marine Fisheries Commission. Black sea bass was substituted for flounder.

Complete collection information including the dates fished, identification information, species, station identification, latitude and longitude, and collection method are included on the Field Collection Forms in Appendix C. All samples were delivered frozen to Alpha Woods Hole Labs (Alpha) in Raynham, MA for analysis.

4. Analytical Chemistry

The first step in the analytical process for the quahog samples was the compositing, twelve individual samples from each location were combined to form one composite sample per location.

The seafood samples were analyzed for four PCB Aroclors and 136 PCB congeners by GC/MS-SIM (gas chromatography/mass spectrometry-selective ion monitoring) based on EPA Methods 680 and 8270C. Both the Aroclor and the congener approach were used to allow comparisons with previous site data of both types. The four Aroclors measured were Aroclors 1242, 1248, 1254 and 1260. In the previous years of sampling, a fifth Aroclor 1232 was included. Aroclor 1232 was dropped in 2009, because in all the previous sampling rounds, it was never detected. The 136 congeners measured included the eighteen NOAA (National Oceanic and Atmospheric Administration) list congeners and the twelve WHO '98 (1998 World Health Organization) list of dioxin-like congeners. Two congeners, BZ #105 and #118, appear on both lists. The NOAA congener list was used by the MA DMF in its analysis of Area III lobsters from 1988 - 1998, while Aroclors had been used previous to this. The NOAA list typically represents approximately 45% of the total PCB in marine tissue (NOAA, 1993).

The congeners quantitated in this effort are listed in the New Bedford Harbor Superfund Site Quality Assurance Project Plan (MassDEP, 2008a). The WHO '98 congeners were included to enable the evaluation of risks to human health due to the presence of any dioxin-like PCB congeners, if deemed necessary.

Tissue from the collected specimens were filleted, sub-sampled and/or composited as necessary for sample homogenization, extraction and analysis. For each group, approximately five grams of wet sample tissue was homogenized using a tissumizer. Samples were then extracted using EPA method 3570 Microscale Solvent Extraction (MSE) techniques (spin extraction with acetone/methylene chloride in a sealed vessel).

The extract was then cleaned up to remove the lipid portion and separate the PCB Analytes from the lipid. Following sample cleanup, extracts were dried and concentrated using either the Kuderna-Danish (K-D) or TurboVap method, brought up to final volume and analyzed. Extract cleanup was performed using Gel Permeation Chromatography (GPC) and Sulfuric Acid Cleanup. Silica Gel Cleanup was also employed as appropriate, based on the sample extracts.

Sample analysis using GC/MS-SIM allowed identification and quantitation of both congeners and Aroclors using selected PCB congeners from BZ1 to BZ209. The identification of the specific congeners was accomplished by comparing their mass spectra with the electron impact spectra of the calibration standards. Congener concentrations were determined using mean relative response factors from a multi-level calibration curve. Response factors for congeners were determined relative to internal standard technique. Aroclor identification was performed using pattern recognition from the GC/MS-SIM chromatogram and comparing responses of three to five discrete peaks unique to each

Aroclor. Aroclor concentrations were determined by calculating the concentration of each corresponding peak in the sample chromatogram and the three to five resulting concentrations are averaged to provide a final result for the sample. A multi-point curve was used for the individual congeners to demonstrate the linear range of the instrument. Continuing calibrations assured linearity remained for the duration of the analysis. A single point calibration was used for the Aroclors utilizing the congener calibration. Laboratory SOPs are available in the Quality Assurance Project Plan Revision 5 (MassDEP, 2008) should further details on chromatographic conditions, quality control criteria, and other elements of the analysis be needed. While lipid content was reported, the wet weight PCB concentrations reported herein are not lipid normalized.

The data validation summary for the laboratory analysis is presented in Appendix B.

5. Results and Discussion

As with previous studies of sediments, water column, seafood, and air at the NBH Site, the current data set demonstrates a generally decreasing trend (north to south) of PCB levels in locally caught seafood. In other words, tissue PCB levels decrease proportionally with the distance from the primary source of PCBs to the upper harbor (the Aerovox facility). Figures 8 through 12 graphically summarize the current data, and Tables 1 through 7 tabulate the totals and averages of the congener and Aroclor sample results.

PCBs are a group of similar organic molecules featuring a “figure-eight” structure of two bonded benzene rings with chlorine atoms attached at up to ten different attachment sites. Theoretically, up to 209 different PCB congeners (or molecular variations) are possible, yet only about 120 of these are found in the natural environment. Furthermore, NOAA has demonstrated that 18 specific congeners are the most pervasive and generally make up almost half of the PCB mass in marine tissues. In addition, WHO considers 12 specific dioxin-like congeners to present the greatest risk to human health. As noted above in section 4, two congeners, BZ #105 and BZ #118, are included in both the NOAA and the WHO congener sets.

Throughout their industrial use in the U.S., PCBs were sold under the Aroclor trade name. Aroclors are a mixture of congeners, and different Aroclor types consisting of different congeners and chlorine levels were manufactured (e.g., Aroclor 1242 had 42% chlorine, and Aroclor 1260 had 60% chlorine). For this monitoring effort, both Aroclors and congeners (136 including the 28 congeners of the combined NOAA and WHO subsets) were measured to assist in the comparison with previous site data, as well as to further understand the similarities and differences of these two analytical approaches.

In the current data, the congener and Aroclor data generally had a correlation. For scup, black sea bass, and channel whelk and quahog in Area 3, the Aroclors are higher than the congeners. For the alewife, bluefish, and channel whelk and quahog in Area 2, the Aroclors and congeners were similar.

For the quahog, there was an average increase (across the two closure areas) of about

94% (194% - 100%) post-spawn in Area 2 and about 252% (252% - 100%) post-spawn in Area 3 in PCB congener concentration after spawning using only the detected values as shown in Table 7. There was an average 8% increase (108% - 100%) post-spawn in the lipid concentration for the quahog after spawning. In the previous sampling round in 2008, there was an increase in the PCB concentration and lipid ratios between pre and post-spawn, but a decrease in 2007.

Overall, the current data set indicate continued levels of PCBs in NBH area seafood above the 1998 ROD's site-specific goal of 0.02 ppm. Alewife (Area I, congener basis = 2.0 ppm) were found to be elevated equal the FDA level of 2 ppm. The highest PCB level reported for this data set was the 2.0 ppm for alewife (see Table 1).

It should be noted that these PCB levels do not apply to seafood caught by the harbor's commercial fishing fleet, as this seafood is caught significantly further offshore than the three PCB closure areas at the New Bedford Harbor Superfund Site. However, these results do indicate the need to continue the outreach program to inform and educate the local communities and recreational sport fishermen about the fishing bans. The current data also highlights the limitations of using the Aroclor analytical approach for monitoring locally harvested seafood.

Finally, in comparison to historic PCB monitoring of NBH area lobster dating to the mid 1980s, the current data set shows significantly decreased levels over time. This historic lobster PCB data can be found in the 2002 seafood monitoring report for the site ("Contaminated Monitoring Report for Seafood Harvested in 2002 from the New Bedford Harbor Superfund Site," available at www.epa.gov/ne/nbh under "Technical Documents"). Also, because this seafood sampling program has been on going since 2002, the previous years reports can be found at the EPA's web site.

6. References

EPA, 1998. Record of Decision for the Upper and Lower Harbor Operable Unit, New Bedford Harbor Superfund Site, New Bedford, Massachusetts. U.S. EPA - Region I New England. September 1998.

MADPH, 1979. Massachusetts Department of Public Health 105 CMR 260.000. 1979

MassDEP, 2009. Seafood Monitoring and Field Sampling Work Plan, New Bedford Harbor Superfund Site, Massachusetts Department of Environmental Protection. April 2009

MassDEP, 2008. Quality Assurance Project Plan Revision 5, New Bedford Harbor Superfund Site, New Bedford, Massachusetts. Massachusetts Department of Environmental Protection. May 2008.

National Research Council Canada, undated. Marine Analytical Chemistry Standards Program, Marine Biological Reference Material for Trace Metals and Other Elements. Tort 1.

NOAA, 1993. NOAA Technical Memorandum NOA ORCA 71. National Status and Trends Program for Marine Environmental Quality. Sampling and Analytical Methods of the National Status and Trends Program National Benthic Surveillance and Mussel Watch Projects, 1984-1992. Volume 1. Silver Springs, Maryland. July 1993

Sokal, R.R., and F.J. Rohlf, 1995. Biometry. 3rd Edition. W.H. Freeman and Co., San Francisco, CA.

Soles, 1995. Surface Water Ambient Monitoring Program, Technical Report. DEPL W-97-1, Maine Department of Environmental Protection.

FIGURES

Figure 1 Fish Closure Areas I to III

Figure 2 Alewife Area I

Figure 3 Bluefish Area II & III

Figure 4 Black Sea Bass Area II & III

Figure 5 Channel Whelk Area II & III

Figure 6 Quahog (Pre and post-spawn) Area II & III

Figure 7 Scup Area II & III

Figure 8 PCBs Concentrations in Black Sea Bass

Figure 9 PCBs Concentrations in Channel Whelk

Figure 10 PCBs Concentrations in Quahog (Pre-Spawn)

Figure 11 PCBs Concentrations in Quahog (Post-Spawn)

Figure 12 PCBs Concentrations in Scup

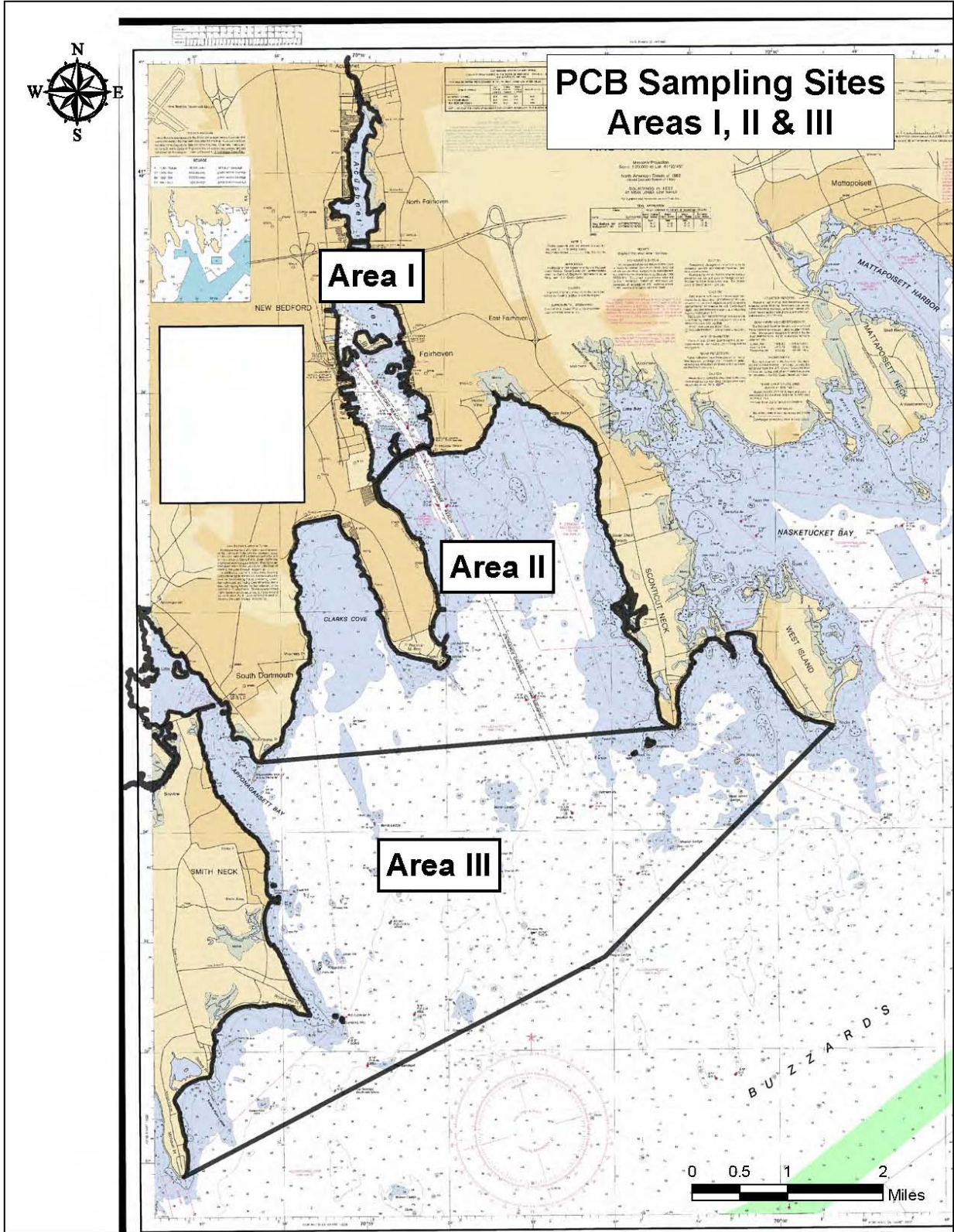


Figure 1 Fish Closure Areas I to III

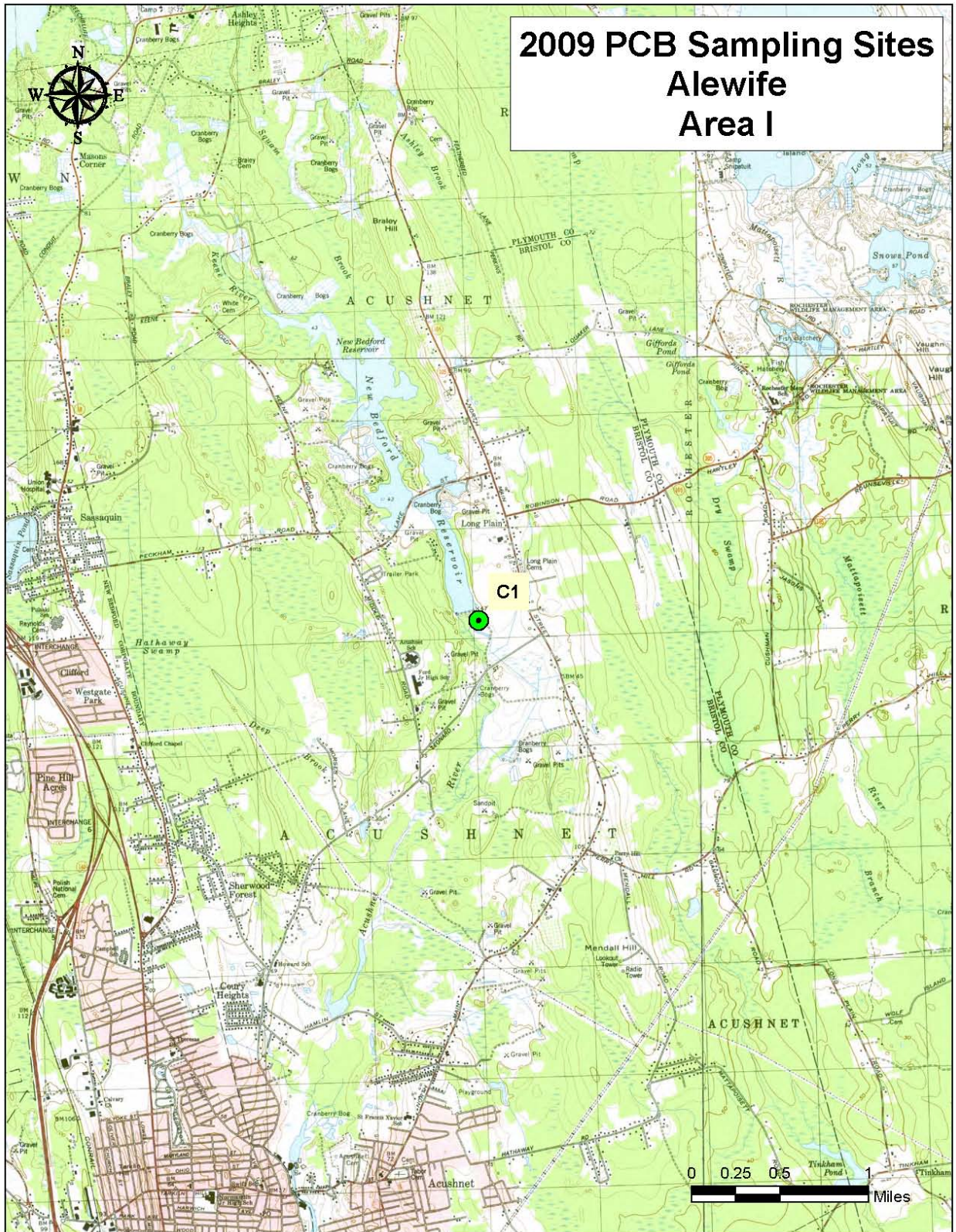


Figure 2 Alewife Sample Locations - Area I

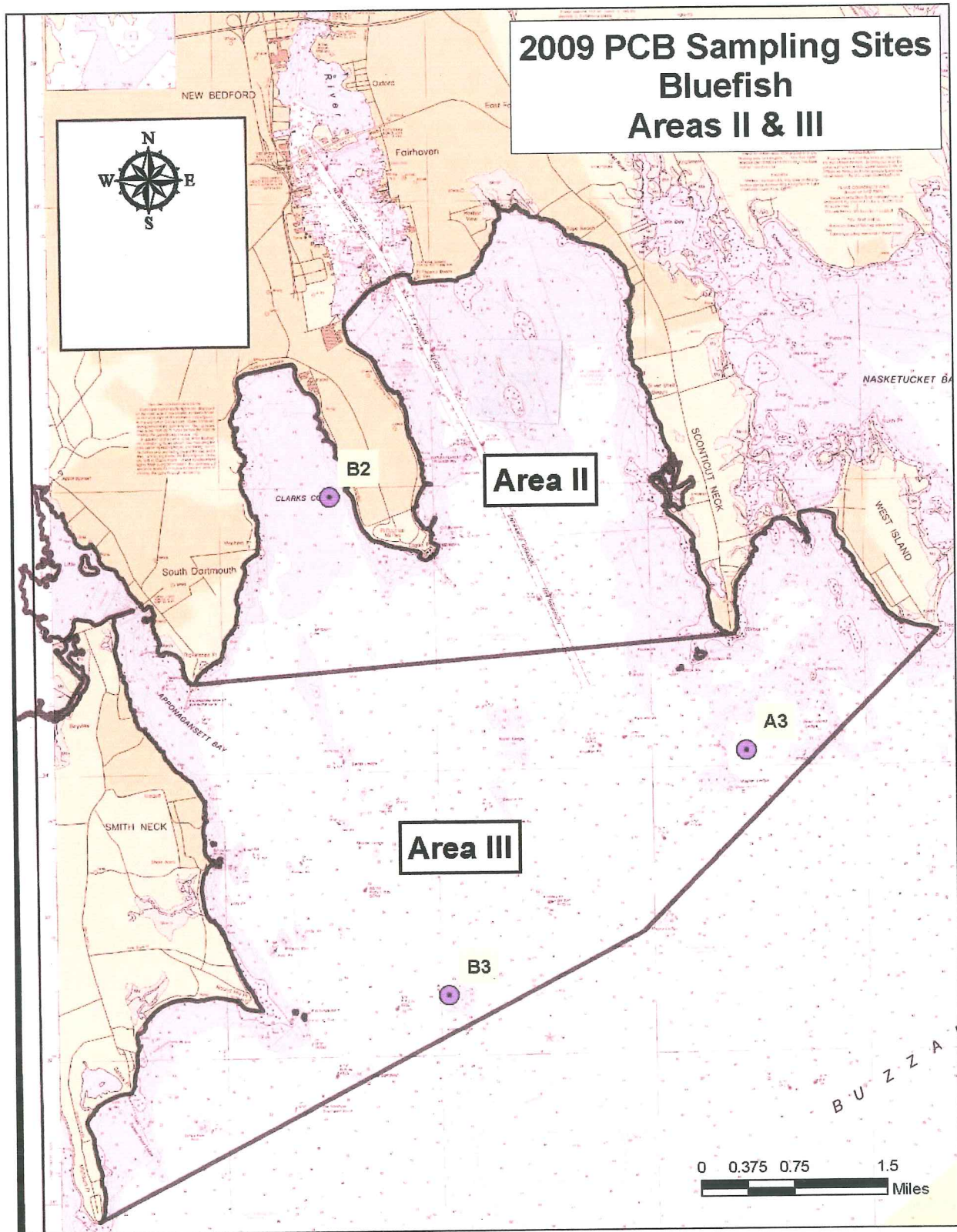


Figure 3 Bluefish Area II & III

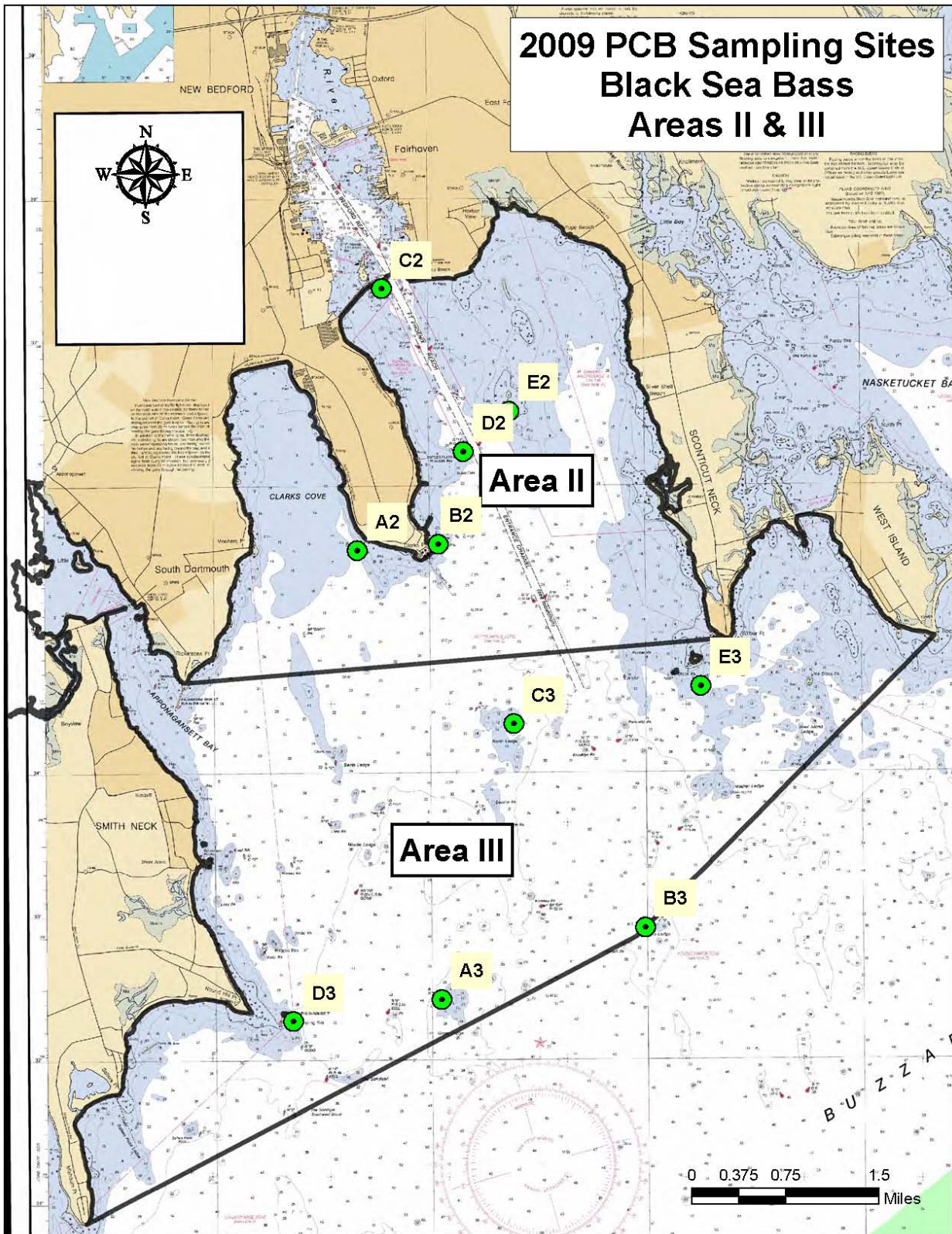


Figure 4 Sea Bass Sample Locations - Area II & III

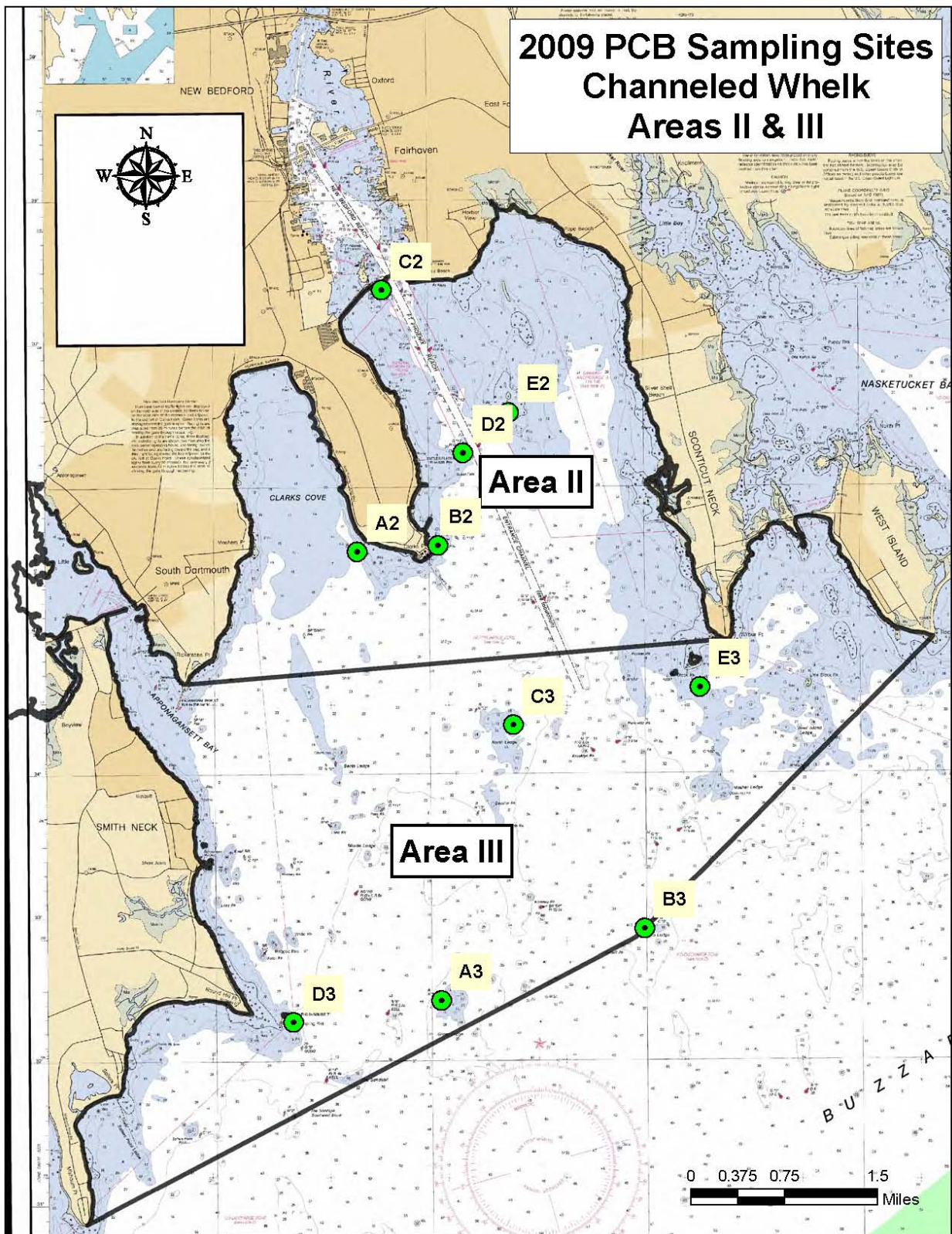


Figure 5 Channel Whelk Sample Locations –Area II & III

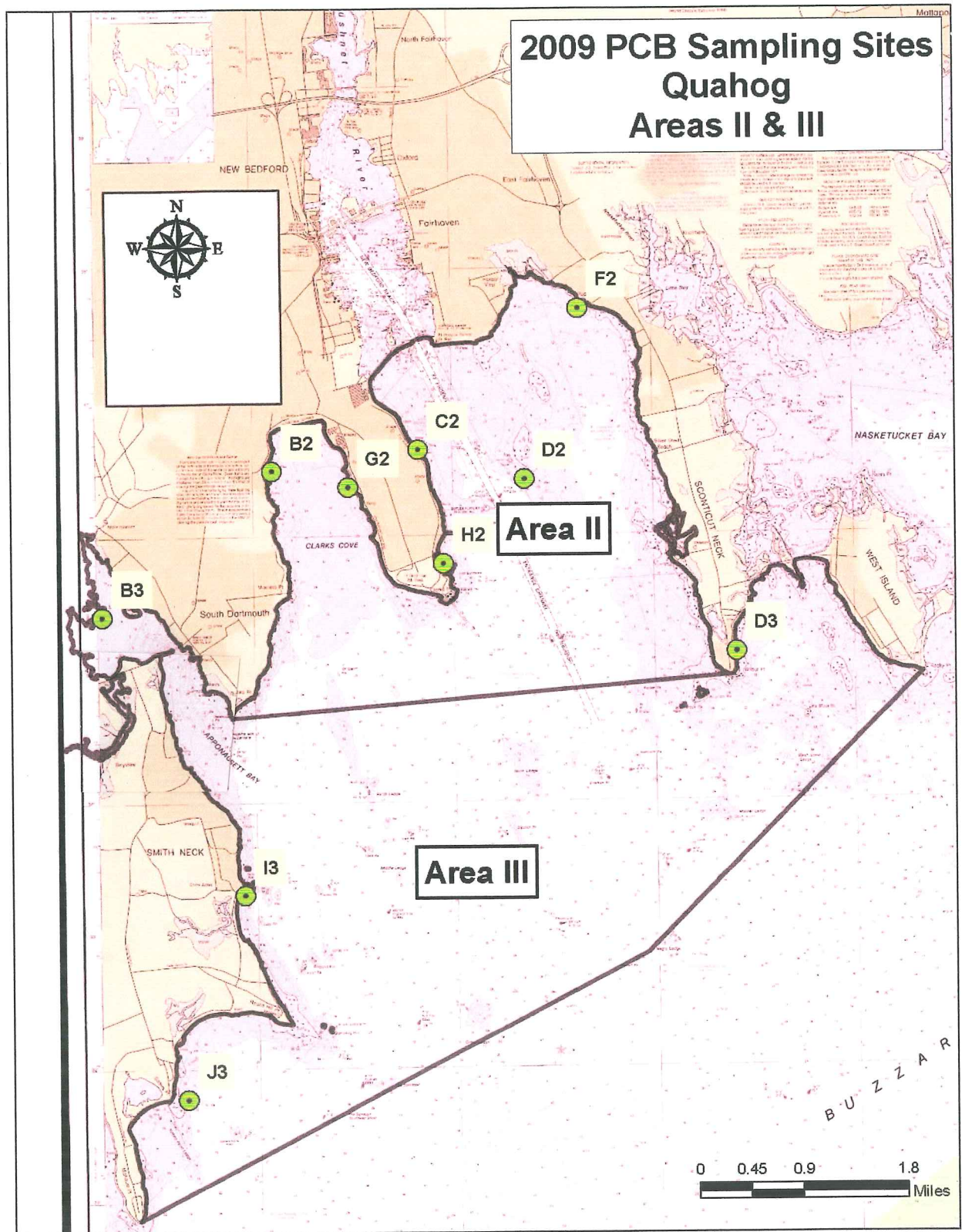


Figure 6 Quahog (Pre and Post-spawn) Area II, & III

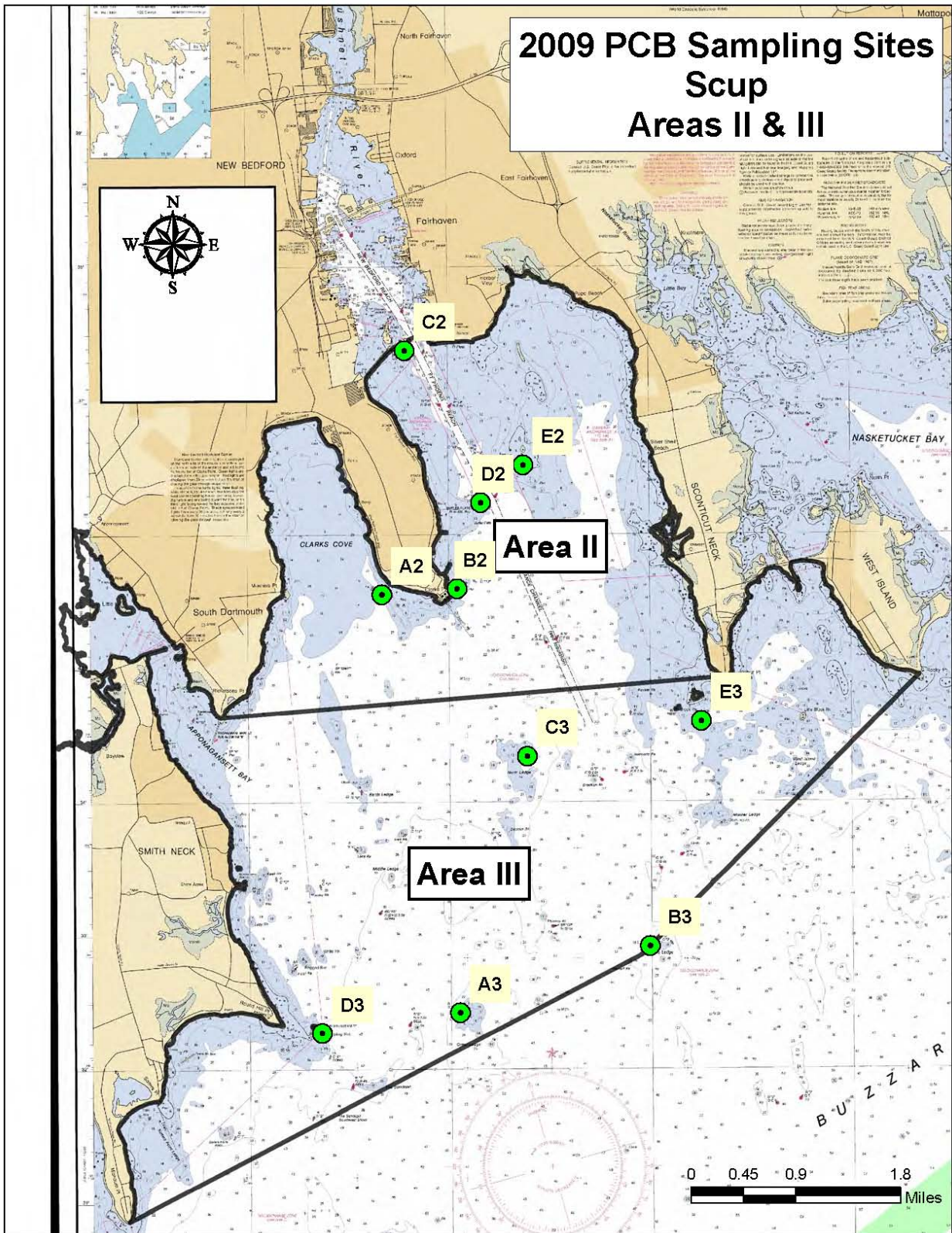


Figure 7 Scup Area II & III

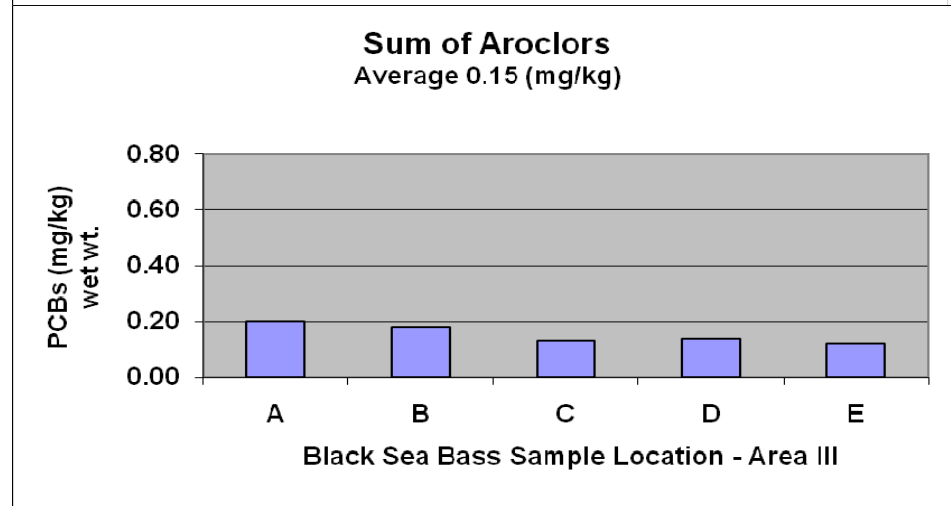
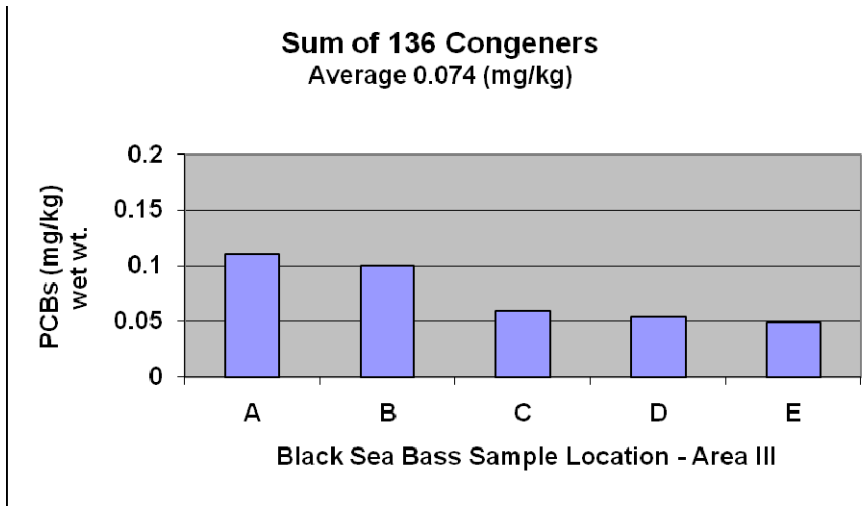
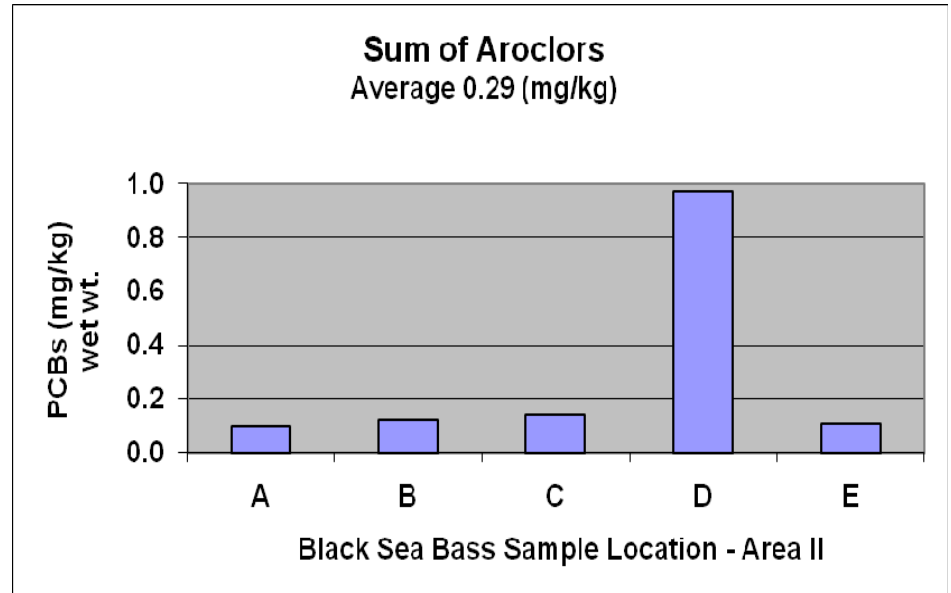
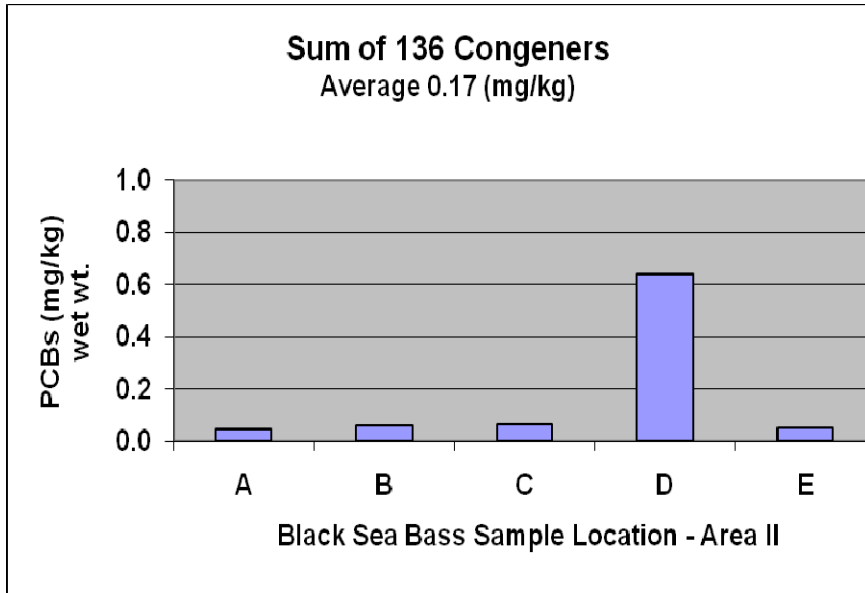


Figure 8 PCBs Concentrations in Black Sea Bass 2009


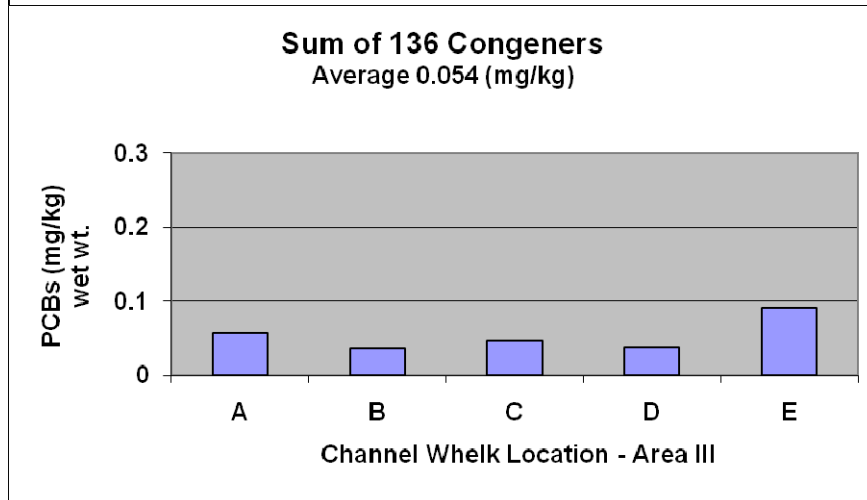
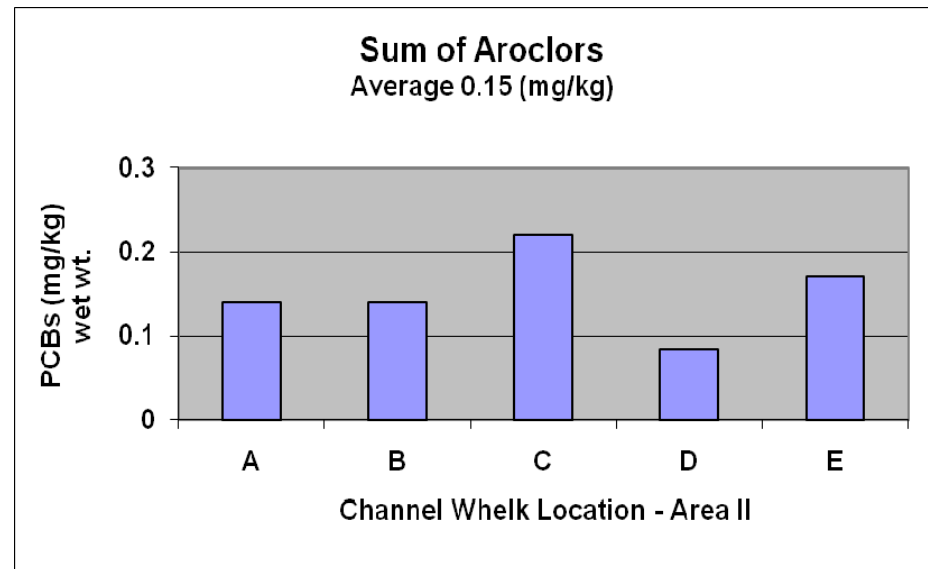
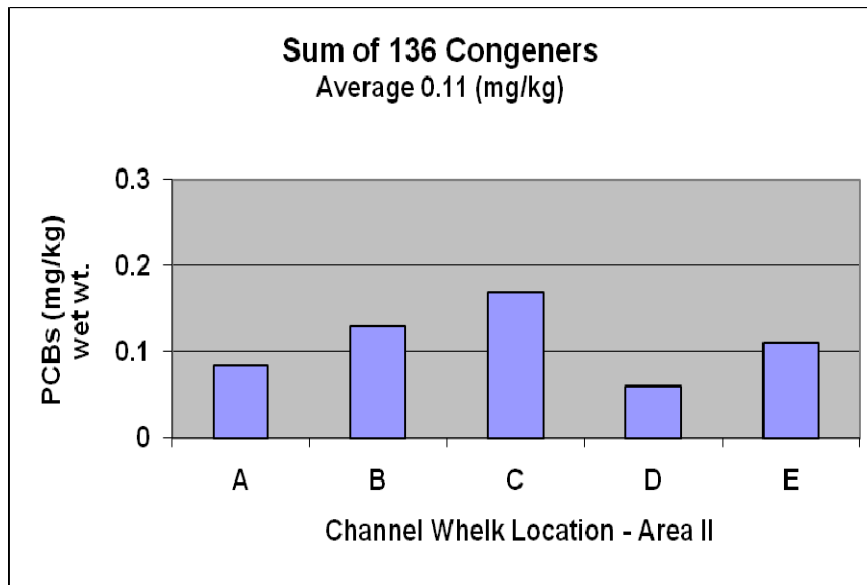


Figure 9 PCBs Concentrations in Channel Whelk 2009

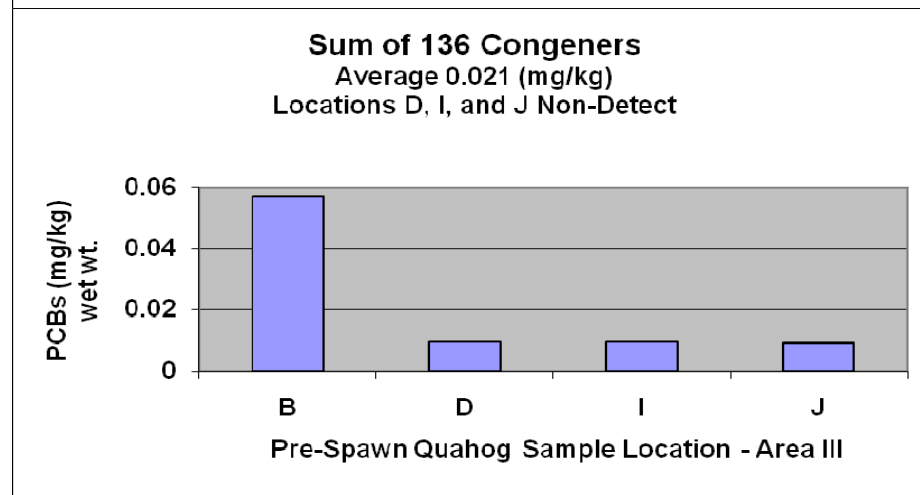
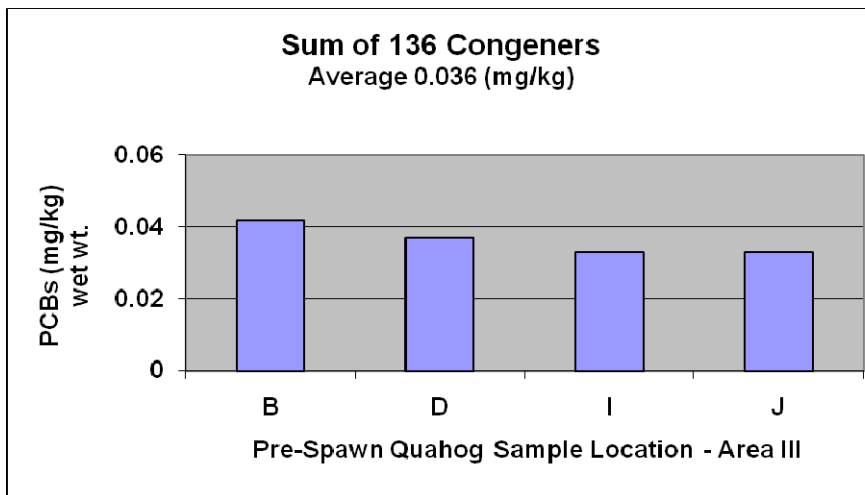
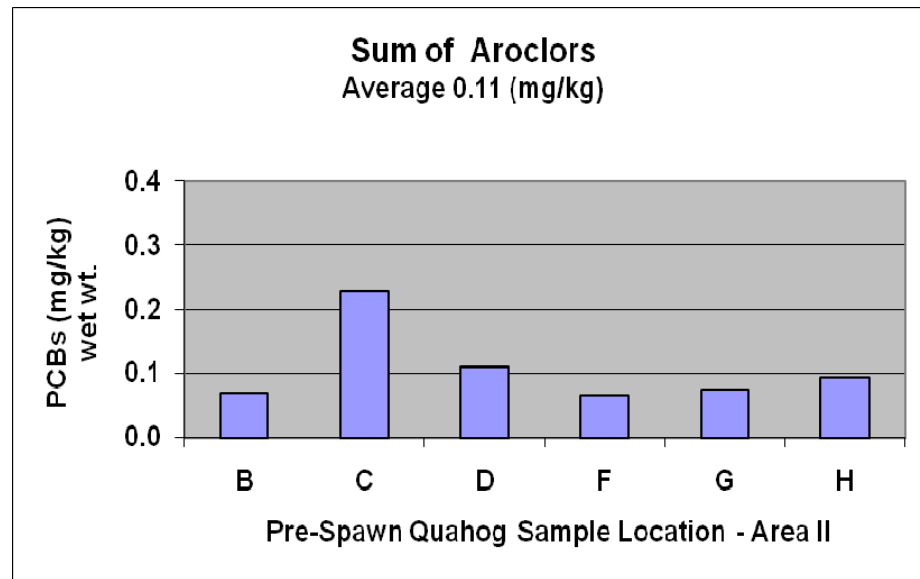
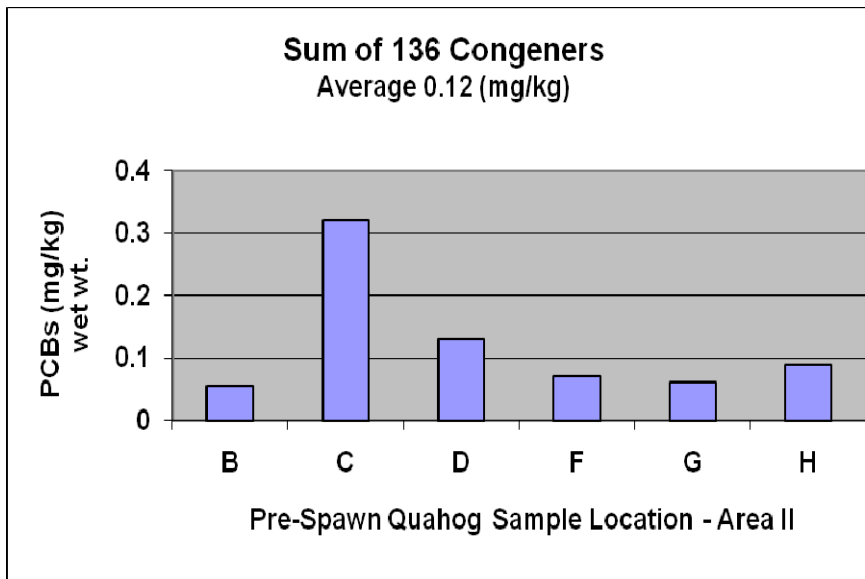


Figure 10 PCBs Concentrations in Quahog (Pre-Spawn) 2009

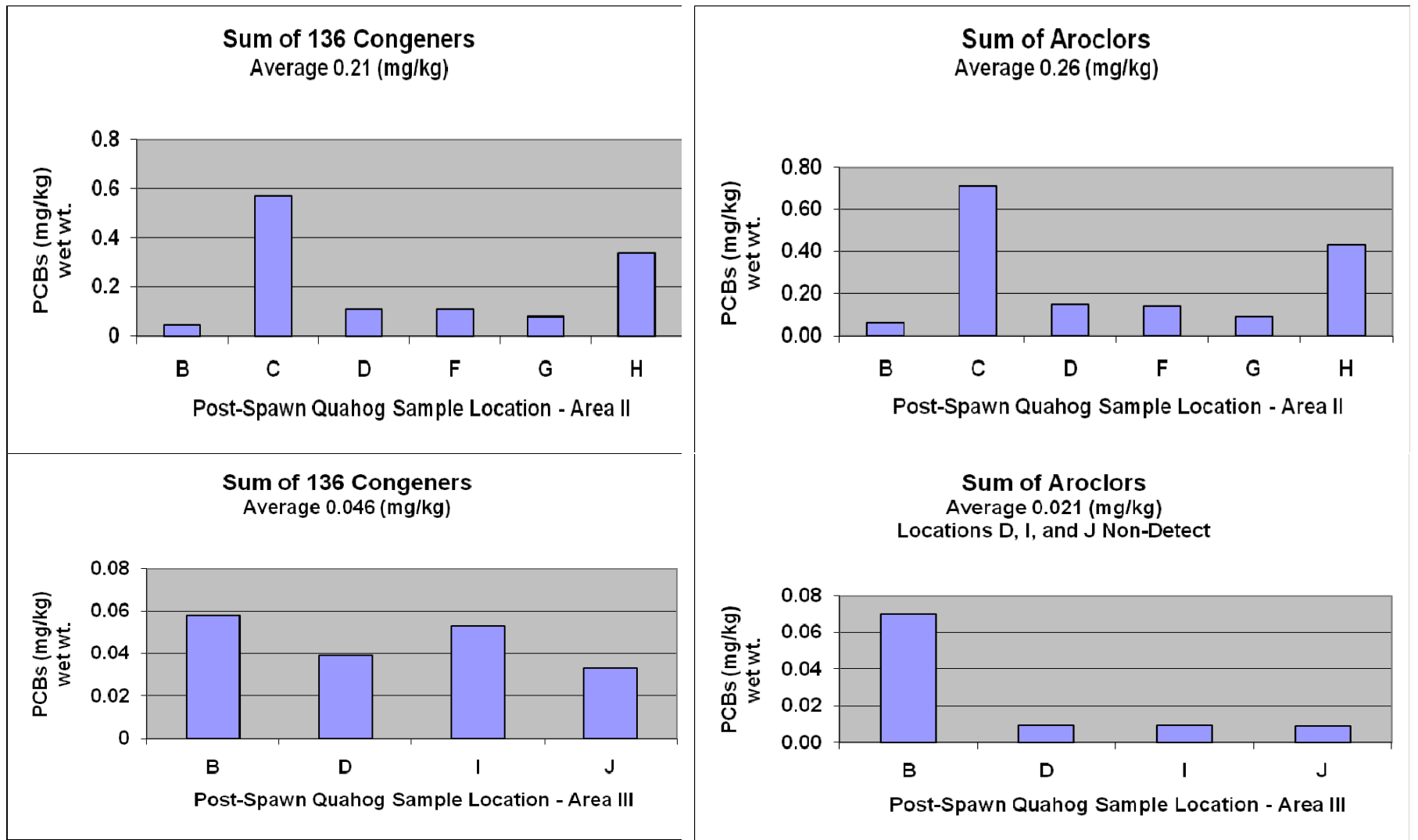


Figure 11 PCBs Concentrations in Quahog (Post-Spawn) 2009

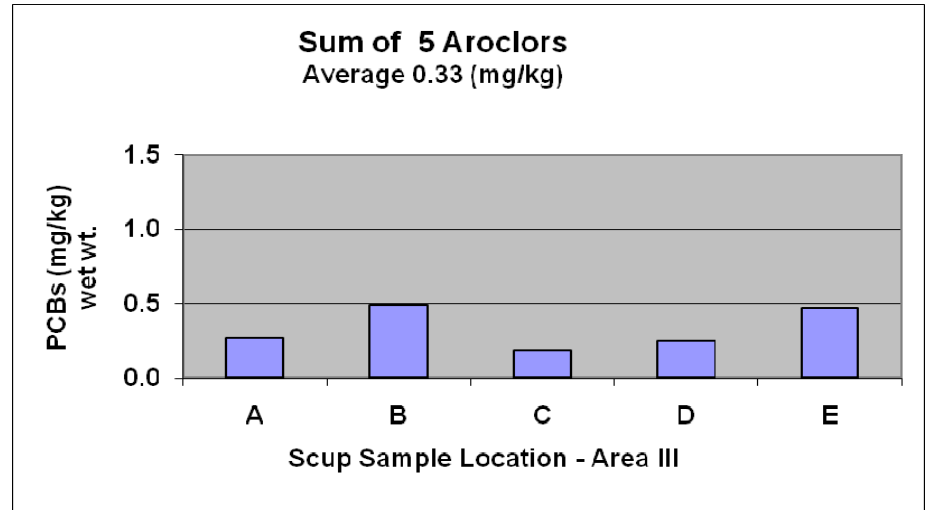
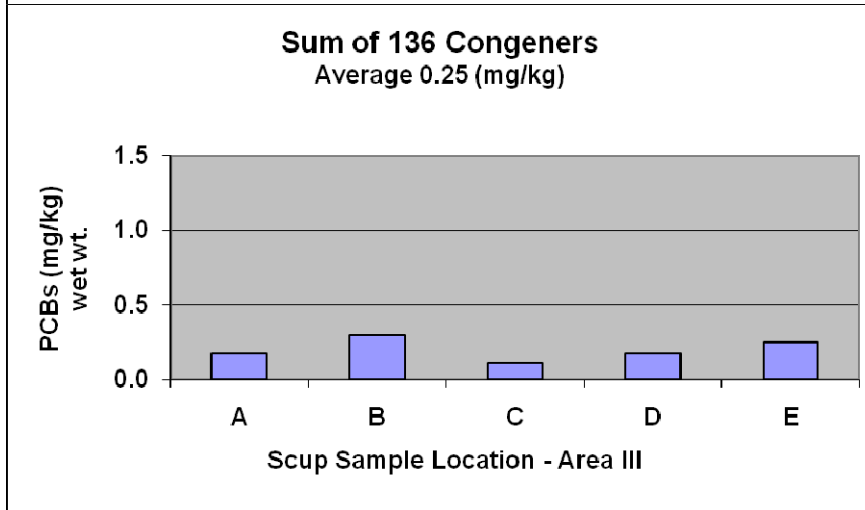
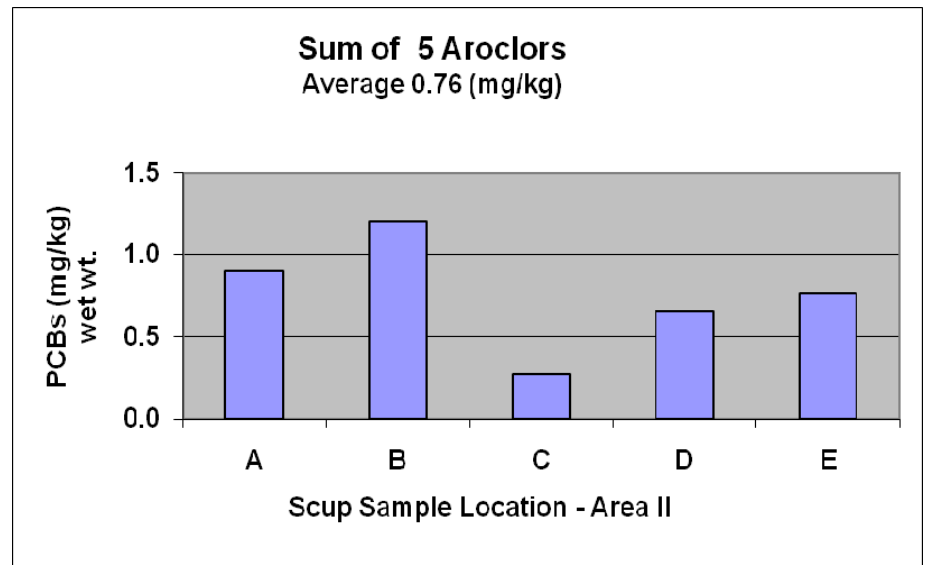
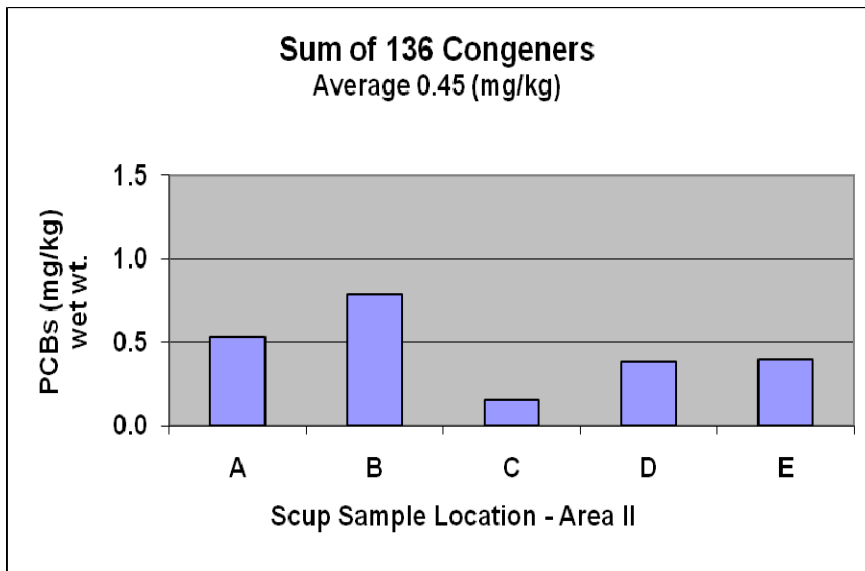


Figure 12 PCBs Concentrations in Scup 2009

TABLES

Table 1	Summary of Sample Data for Alewife
Table 2	Summary of Sample Data for Bluefish
Table 3	Summary of Sample Data for Sea Bass
Table 4	Summary of Sample Data for Channel Whelk
Table 5	Summary of Sample Data for Pre-Spawn Quahog
Table 6	Summary of Sample Data for Post-Spawn Quahog
Table 7	Comparison of Pre-Spawn and Post Spawn Quahog

Notes and Footnotes for Tables:

¹ = summation of 136 PCB congener results (1/2 Sample Quantitation Limit [SQL] used for non-detected results)

² = summation of detected 136 PCB congeners

³ = summation of 18 NOAA PCB congener results (1/2 SQL used for non-detected results)

⁴ = summation of 12 WHO PCB congener results (1/2 SQL used for non-detected results)

⁵ = summation of 18 NOAA & 12 WHO PCB congener results (1/2 SQL used for non-detected results); duplicative congeners (BZ# 105, #118, #167/128) subtracted from total for one data set

⁶ = summation of 4 Aroclor results (1/2 SQL used for non-detected results); if all Aroclor results are not detected, then total value represents SQL for each individual Aroclor

U = not detected; value represents SQL

J1 = concentration of detected congeners contributes < 50% of total congener result

J2 = concentration of detected congeners contributes 50% to 90% of total congener result

J3 = concentration of detected congeners contributes 90% to 99% of total congener result

J4 = concentration of detected congeners contributes > 99% of total congener result

Results reported in milligrams per kilogram (mg/kg) wet weight, unless otherwise noted. PCB Congeners and Aroclors analyzed by GC/MS-SIM.

Table 1 Summary of Sample Data for Alewife and Scup (mg/kg, wet weight) 2009

		Parameter	Lipids	Total PCB Congeners ¹		Total PCB Congeners Hits ²		Total NOAA Congeners ³		Total WHO Congeners ⁴		Total NOAA/WHO Combined ⁵		Total Aroclor ⁶	
		Units	PERCENT	MG/KG		MG/KG		MG/KG		MG/KG		MG/KG		MG/KG	
Species	Area	Station													
Alewife	I	A	2.2	2.0	J4	2.0	0.84	J4	0.044	J3	0.84	J4	1.9	J4	
Scup	II	A	1.3	0.53	J3	0.52	0.32	J4	0.086	J4	0.32	J4	0.90	J3	
Scup	II	B	1.3	0.79	J3	0.78	0.45	J4	0.12	J4	0.46	J4	1.2	J3	
Scup	II	C	0.99	0.16	J3	0.15	0.088	J4	0.021	J3	0.091	J3	0.27	J2	
Scup	II	D	1.2	0.39	J3	0.38	0.23	J4	0.064	J3	0.24	J4	0.66	J3	
Scup	II	E	1.1	0.40	J3	0.39	0.25	J4	0.069	J3	0.26	J4	0.77	J3	
		Average	1.2	0.45	J3	0.44	0.27	J4	0.072		0.27		0.76		
Scup	III	A	1.1	0.17	J3	0.15	0.092	J4	0.024	J3	0.095	J3	0.27	J2	
Scup	III	B	0.88	0.30	J3	0.29	0.17	J4	0.042	J3	0.17	J4	0.49	J3	
Scup	III	C	1.6	0.11	J2	0.091	0.059	J3	0.015	J2	0.061	J3	0.19	J2	
Scup	III	D	0.50	0.17	J3	0.16	0.093	J4	0.022	J3	0.097	J3	0.25	J2	
Scup	III	E	1.2	0.25	J3	0.24	0.15	J4	0.040	J3	0.16	J4	0.47	J3	
		Average	1.1	0.20		0.19	0.11		0.029		0.12		0.33		

Table 2 Summary of Sample Data for Bluefish (mg/kg, wet weight) 2009

	Parameter	Lipids	Total PCB Congeners ¹	Total PCB Congeners Hits ²	Total NOAA Congeners ³	Total WHO Congeners ⁴	Total NOAA/WHO Combined ⁵	Total Aroclor ⁶
	Units	PERCENT	MG/KG	MG/KG	MG/KG	MG/KG	MG/KG	MG/KG
Area	Station							
II	B	2.4 J	0.24 J3	0.23	0.12 J4	0.028 J3	0.12 J3	0.27 J3
III	A	0.94 J	0.15 J3	0.14	0.076 J4	0.019 J3	0.079 J3	0.14 J2
III	B	1.4 J	0.23 J3	0.22	0.11 J4	0.026 J3	0.12 J3	0.26 J3
	Average	1.2 J	0.19 J3	0.18	0.093 J4	0.023 J3	0.10 J3	0.20

Table 3 Summary of Sample Data for Black Sea Bass (mg/kg, wet weight) 2009

	Parameter	Lipids	Total PCB Congeners ¹		Total PCB Congeners Hits ²		Total NOAA Congeners ³		Total WHO Congeners ⁴		Total NOAA / WHO Combined ⁵		Total Aroclor ⁶	
	Units	PERCENT	MG/KG		MG/KG		MG/KG		MG/KG		MG/KG		MG/KG	
Area	Station													
II	A	0.98	0.047	J1	0.018	0.018	J2	0.0056	J2	0.020	J2	0.098	J2	
II	B	1.2	0.059	J2	0.036	0.028	J3	0.0079	J2	0.030	J2	0.12	J2	
II	C	1.1	0.067	J2	0.042	0.033	J3	0.0099	J2	0.035	J2	0.14	J2	
II	D	1.2	0.64	J3	0.63	0.37	J4	0.10	J4	0.38	J4	0.97	J3	
II	E	1.4	0.051	J1	0.023	0.020	J2	0.0062	J2	0.022	J2	0.11	J2	
	Average	1.2	0.17		0.15	0.094		0.026		0.097		0.29		
III	A	2.4	0.11	J2	0.087	0.059	J3	0.016	J3	0.061	J3	0.20	J2	
III	B	1.0	0.10	J2	0.077	0.055	J3	0.015	J2	0.057	J3	0.18	J2	
III	C	2.4	0.059	J2	0.034	0.029	J3	0.0087	J2	0.031	J2	0.13	J2	
III	D	1.5	0.054	J2	0.028	0.025	J2	0.0074	J2	0.027	J2	0.14	J2	
III	E	1.0	0.049	J1	0.025	0.021	J2	0.0067	J2	0.023	J2	0.12	J2	
	Average	1.7	0.074		0.050	0.038		0.011		0.040		0.15	J2	

Table 4 Summary of Sample Data for Channel Whelk (mg/kg, wet weight) 2009

	Parameter	Lipids		Total PCB Congeners ¹		Total PCB Congeners Hits ²		Total NOAA Congeners ³		Total WHO Congeners ⁴		Total NOAA / WHO Combined ⁵		Total Aroclor ⁶	
	Units	PERCENT		MG/KG		MG/KG		MG/KG		MG/KG		MG/KG		MG/KG	
Area	Station														
II	A	0.069	J	0.085	J2	0.068		0.037	J3	0.0067	J2	0.039	J3	0.14	J2
II	B	0.10	U	0.13	J2	0.11		0.056	J3	0.011	J2	0.059	J3	0.14	J2
II	C	0.071	J	0.17	J3	0.16		0.082	J3	0.015	J3	0.085	J3	0.22	J2
II	D	0.14		0.06	J2	0.040		0.023	J3	0.0055	J2	0.025	J2	0.085	J2
II	E	0.074	J	0.11	J2	0.089		0.048	J3	0.0093	J2	0.051	J3	0.17	J2
	Average	0.091		0.11		0.093		0.049	J3	0.0095		0.052		0.15	J2
III	A	0.11		0.057	J2	0.035		0.022	J3	0.0054	J2	0.024	J2	0.0090	U
III	B	0.10	U	0.037	J1	0.0093		0.0098	J2	0.0032	J1	0.012	J2	0.0093	U
III	C	0.075	J	0.047	J1	0.022		0.016	J2	0.0044	J2	0.018	J2	0.0093	U
III	D	0.071	J	0.038	J1	0.013		0.011	J2	0.0037	J1	0.013	J2	0.0089	U
III	E	0.15		0.091	J2	0.074		0.038	J3	0.0071	J2	0.040	J3	0.094	J2
	Average	0.10		0.054		0.031		0.019		0.0048		0.021		0.026	

Table 5 Summary of Sample Data for Pre-Spawn Quahog (mg/kg, wet weight) 2009

	Parameter	Lipids		Total PCB Congeners ¹		Total PCB Congeners Hits ²		Total NOAA Congeners ³		Total WHO Congeners ⁴		Total NOAA / WHO Combined ⁵		Total Aroclor ⁶	
	Units	PERCENT		MG/KG		MG/KG		MG/KG		MG/KG		MG/KG		MG/KG	
Area	Station														
II	B	0.11		0.055	J1	0.027		0.017	J2	0.0053	J2	0.019	J2	0.070	J2
II	C	0.24		0.32	J3	0.31		0.14	J4	0.022	J3	0.14	J4	0.23	J2
II	D	0.21		0.13	J2	0.12		0.052	J3	0.0085	J2	0.054	J3	0.11	J2
II	F	0.14		0.071	J2	0.046		0.024	J2	0.0051	J2	0.027	J2	0.065	J2
II	G	0.20		0.062	J2	0.040		0.023	J2	0.0058	J2	0.024	J2	0.076	J2
II	H	0.12		0.09	J2	0.069		0.033	J2	0.0074	J2	0.036	J2	0.094	J2
	Average	0.17		0.12		0.10		0.048		0.0090		0.050		0.11	J2
III	B	0.21		0.042	J1	0.014		0.013	J2	0.0045	J2	0.015	J2	0.057	J2
III	D	0.27		0.037	J1	0.0067		0.0089	J1	0.0033	U	0.011	J1	0.0095	U
III	I	0.19		0.033	J1	0.00058		0.0061	J1	0.0031	U	0.0083	J1	0.0095	U
III	J	0.22		0.033	J1	0.0034		0.0068	J1	0.0030	U	0.0089	J1	0.0091	U
	Average	0.22		0.036	J1	0.0062		0.0087		0.0035		0.011		0.021	

Table 6 Summary of Sample Data for Post-Spawn Quahog (mg/kg, wet weight) 2009

	Parameter	Lipids		Total PCB Congeners ¹		Total PCB Congeners Hits ²		Total NOAA Congeners ³		Total WHO Congeners ⁴		Total NOAA / WHO Combined ⁵		Total Aroclor ⁶	
		Units	PERCENT	MG/KG	MG/KG	MG/KG	MG/KG	MG/KG	MG/KG	MG/KG	MG/KG	MG/KG	MG/KG	MG/KG	
Area	Station														
II	B	0.16	J	0.048	J2	0.027		0.016	J2	0.0044	J2	0.018	J2	0.059	J2
II	C	0.42	J	0.57	J3	0.57		0.25	J4	0.034	J3	0.25	J4	0.71	J3
II	D	0.093	J	0.11	J2	0.10		0.046	J3	0.0081	J2	0.048	J3	0.15	J2
II	F	0.21	J	0.11	J2	0.097		0.045	J3	0.0078	J2	0.048	J3	0.14	J2
II	G	0.27	J	0.080	J2	0.062		0.032	J3	0.0075	J2	0.034	J3	0.089	J2
II	H	0.35	J	0.34	J3	0.33		0.14	J4	0.021	J3	0.15	J4	0.43	J3
	Average	0.25	J	0.21		0.20		0.088		0.014		0.091		0.26	
III	B	0.25	J	0.058	J2	0.037		0.020	J3	0.0057	J2	0.022	J2	0.070	J2
III	D	0.13	J	0.039	J1	0.013		0.011	J2	0.0036	J1	0.013	J2	0.0091	U
III	I	0.074	J	0.053	J2	0.031		0.018	J3	0.0048	J2	0.02	J2	0.0093	U
III	J	0.093	J	0.033	J1	0.0061		0.0073	J1	0.0032	J1	0.0093	J1	0.0089	U
	Average	0.14	J	0.046		0.022		0.014		0.0043		0.016		0.024	

Table 7 Comparison of Pre-Spawn and Post Spawn Quahog 2009

Area	Station	Lipids			Total PCB Congeners Hits ² (mg/kg)		
		Pre	Post	Post /Pre Ratio, as%	Pre	Post	Post /Pre Ratio, as%
II	B	0.11	0.16		0.027	0.027	100
II	C	0.24	0.42		0.31	0.57	184
II	D	0.21	0.093		0.12	0.10	83
II	F	0.14	0.21		0.046	0.097	211
II	G	0.20	0.27		0.040	0.062	155
II	H	0.12	0.35		0.069	0.33	48
Average					0.102	0.198	194
III	B	0.21	0.25		0.014	0.037	264
III	D	0.27	0.13		0.0067	0.013	194
III	I	0.19	0.074		0.00058	0.031	5340
III	J	0.22	0.093		0.0034	0.0061	18
Average		0.19	0.205	108	0.00617	0.0218	353

Notes: For the PCBs concentrations, the post-spawn was divided by the pre-spawn and multiplied by 100 to obtain a percentage of the pre-spawn. Less than 100% means that the pre-spawn was higher than the post-spawn results. More than 100% means that the post-spawn was higher than the pre-spawn results. The averages were done for each area.

For the Lipid concentrations, the 10 post-spawn samples were averaged, the 10 pre-spawn samples were averaged, and then the Post/Pre was calculated and multiplied by 100 to obtain a percentage of the pre-spawn.

Appendices

- Appendix A Laboratory Data
- Appendix B Data Validation Summary, MassDEP, NBH Seafood Contaminant Survey Monitoring 2009 Sampling
- Appendix C Seafood Monitoring - Field Sampling Activities for the NBH Superfund Site 2009 Annual Report
- Appendix D Congeners Used to Quantitate Aroclors / Determination of PCBs by GC/MS-SIM for Aroclor

Appendix A

Laboratory Data

Table 1A Sample Data for Pre-Spawn Quahog Area II
Table 1B Sample Data for Pre-Spawn Quahog Area III
Table 2A Sample Data for Post-Spawn Quahog Area II
Table 2B Sample Data for Post-Spawn Quahog Area III
Table 3A Sample Data for Black Sea Bass Area II
Table 3B Sample Data for Black Sea Bass Area III
Table 4A Sample Data for Scup Area II
Table 4B Sample Data for Scup Area III
Table 5 Sample Data for Alewife Area I
Table 6A Sample Data for Channel Whelk Area II
Table 6B Sample Data for Channel Whelk Area III
Table 7 Sample Data for Bluefish Area II and Area III

The following notes and footnotes apply to the tables in Appendix A

¹ = summation of 136 PCB congener results (1/2 Sample Quantitation Limit [SQL] used for non-detected results)

² = summation of detected 136 PCB congeners

³ = summation of 18 NOAA PCB congener results (1/2 SQL used for non-detected results)

⁴ = summation of 12 WHO PCB congener results (1/2 SQL used for non-detected results)

⁵ = summation of 18 NOAA & 12 WHO PCB congener results (1/2 SQL used for non-detected results); duplicative congeners (BZ# 105, #118, #167/128) subtracted from total for one data set

⁶ = summation of 4 Aroclor results (1/2 SQL used for non-detected results); if all Aroclor results are not detected, then total value represents SQL for each individual Aroclor

U = not detected; value represents SQL

J1 = concentration of detected congeners contributes < 50% of total congener result

J2 = concentration of detected congeners contributes 50% to 90% of total congener result

J3 = concentration of detected congeners contributes 90% to 99% of total congener result

J4 = concentration of detected congeners contributes > 99% of total congener result

Results reported in milligrams per kilogram (mg/kg) wet weight, unless otherwise noted.
PCB Congeners and Aroclors analyzed by GC/MS-SIM.

TABLE 1A - SAMPLE DATA FOR QUAHOGS, PRE-SPAWNING (MG/KG WET WEIGHT) AREA II 2009.

Parameter	Sample# Species Area Station Sample Date Units	NBH09-SF-B-2	NBH09-SF-C-2	NBH09-SF-D-2	NBH09-SF-F-2	NBH09-SF-G-2	NBH09-SF-H-2
		Quahogs	Quahogs	Quahogs	Quahogs	Quahogs	Quahogs
		II	II	II	II	II	II
		Station B 5/19/2009	Station C 5/20/2009	Station D 5/20/2009	Station F 5/18/2009	Station G 5/20/2009	Station H 5/19/2009
Lipids	PERCENT	0.11	0.24	0.21	0.14	0.20	0.12
Total PCB Congeners ¹	MG/KG	0.055 J1	0.32 J3	0.13 J2	0.071 J2	0.062 J2	0.090 J2
Total PCB Congeners Hits ²	MG/KG	0.027	0.31	0.12	0.046	0.040	0.069
Total NOAA Congeners ³	MG/KG	0.017 J2	0.14 J4	0.052 J3	0.024 J2	0.023 J2	0.033 J2
Total WHO Congeners ⁴	MG/KG	0.0053 J2	0.022 J3	0.0085 J2	0.0051 J2	0.0058 J2	0.0074 J2
Total NOAA / WHO Combined ⁵	MG/KG	0.019 J2	0.14 J4	0.054 J3	0.027 J2	0.024 J2	0.036 J2
Total Aroclors ⁶	MG/KG	0.070 J2	0.23 J2	0.11 J2	0.065 J2	0.076 J2	0.094 J2
C11-BZ#1	MG/KG	0.00048 UJ	0.00042 UJ	0.00044 UJ	0.00045 UJ	0.00043 UJ	0.00048 UJ
C11-BZ#3	MG/KG	0.00048 UJ	0.00042 UJ	0.00044 UJ	0.00045 UJ	0.00043 UJ	0.00048 UJ
C12-BZ#4/#10	MG/KG	0.00095 U	0.00077 J	0.00088 U	0.00089 U	0.00085 U	0.00097 U
C12-BZ#5/#8	MG/KG	0.00095 U	0.0016 U	0.00088 U	0.00089 U	0.00085 U	0.00097 U
C12-BZ#6	MG/KG	0.00048 U	0.0011 U	0.00044 U	0.00045 U	0.00043 U	0.00048 U
C12-BZ#7	MG/KG	0.00048 U	0.00021 J	0.00044 U	0.00045 U	0.00043 U	0.00048 U
C12-BZ#12/#13	MG/KG	0.00095 U	0.00074 J	0.00088 U	0.00089 U	0.00085 U	0.00097 U
C12-BZ#15	MG/KG	0.00048 UJ	0.0011 J	0.00034 J	0.00025 J	0.00043 UJ	0.00026 J
C13-BZ#16/#32	MG/KG	0.00095 U	0.0032	0.0010	0.00060 J	0.00085 U	0.00057 J
C13-BZ#17	MG/KG	0.00048 U	0.0025	0.00088 U	0.00051 U	0.00043 U	0.00048 U
C13-BZ#18	MG/KG	0.00051 UJ	0.0061	0.0020 U	0.0012 U	0.00072 U	0.0012 U
C13-BZ#19	MG/KG	0.00048 U	0.00061	0.00044 U	0.00045 U	0.00043 U	0.00048 U
C13-BZ#21/#33	MG/KG	0.00095 U	0.0019	0.00058 J	0.00089 U	0.00085 U	0.00097 U
C13-BZ#22	MG/KG	0.00048 U	0.0018	0.00067	0.00037 J	0.00027 J	0.00038 J
C13-BZ#24/#27	MG/KG	0.00095 U	0.0010	0.00088 U	0.00089 U	0.00085 U	0.00097 U
C13-BZ#25	MG/KG	0.00048 U	0.0048	0.0022	0.0012 U	0.00060 U	0.0010 U
C13-BZ#26	MG/KG	0.00082 U	0.0091	0.0039	0.0023 U	0.0012 U	0.0019 U
C13-BZ#28/#31	MG/KG	0.0021 U	0.025	0.0098	0.0056 U	0.0030 U	0.0051 U
C13-BZ#29	MG/KG	0.00048 U	0.00042 U	0.00044 U	0.00045 U	0.00043 U	0.00048 U
C13-BZ#37	MG/KG	0.00048 U	0.0013	0.00041 J	0.00027 J	0.00043 U	0.00031 J
C14-BZ#40	MG/KG	0.00048 U	0.0011	0.00048	0.00024 J	0.00043 U	0.00032 J
C14-BZ#41/#71	MG/KG	0.00053 J	0.0060	0.0022	0.0011	0.00089 J	0.0012
C14-BZ#42	MG/KG	0.00048 U	0.0022	0.00085	0.00053	0.00033 J	0.00046 J
C14-BZ#43/#49	MG/KG	0.0020 U	0.020	0.0084	0.0042	0.0026 U	0.0044
C14-BZ#44	MG/KG	0.00073	0.0065	0.0026	0.0013	0.00091	0.0014
C14-BZ#45	MG/KG	0.00048 U	0.00076	0.00026 J	0.00045 U	0.00043 U	0.00048 U
C14-BZ#46	MG/KG	0.00048 U	0.00042 U	0.00044 U	0.00045 U	0.00043 U	0.00048 U
C14-BZ#47/#48	MG/KG	0.00097	0.0087	0.0033	0.0019	0.0012	0.0020
C14-BZ#50	MG/KG	0.00048 U	0.00042 U	0.00044 U	0.00045 U	0.00043 U	0.00048 U
C14-BZ#51	MG/KG	0.00048 U	0.00068	0.00030 J	0.00045 U	0.00043 U	0.00048 U
C14-BZ#52	MG/KG	0.0023 U	0.024	0.0094	0.0051	0.0031 U	0.0053
C14-BZ#53	MG/KG	0.00048 U	0.0019	0.00076	0.00043 J	0.00023 J	0.00039 J
C14-BZ#54	MG/KG	0.00048 U	0.00042 U	0.00044 U	0.00045 U	0.00043 U	0.00048 U
C14-BZ#56/#60	MG/KG	0.00095 U	0.0033	0.0012	0.00058 J	0.00051 J	0.00079 J
C14-BZ#63	MG/KG	0.00040 J	0.00070	0.00029 J	0.00030 J	0.00025 J	0.00048 U
C14-BZ#64	MG/KG	0.00032 J	0.0032	0.0014	0.00077	0.00044	0.00076
C14-BZ#66	MG/KG	0.0011	0.0075	0.0027	0.0013	0.0013	0.0018
C14-BZ#70	MG/KG	0.00090	0.0066	0.0023	0.0011	0.0011	0.0015
C14-BZ#74	MG/KG	0.00053	0.0052	0.0018	0.00092	0.00070	0.0012
C14-BZ#76	MG/KG	0.00048 U	0.00042 U	0.00044 U	0.00045 U	0.00043 U	0.00048 U
C14-BZ#77	MG/KG	0.00048 U	0.00083	0.00044 U	0.00045 U	0.00043 U	0.00048 U
C14-BZ#81	MG/KG	0.00048 U	0.00042 U	0.00044 U	0.00045 U	0.00043 U	0.00048 U
C15-BZ#82	MG/KG	0.00048 U	0.00066	0.00023 J	0.00045 U	0.00043 U	0.00048 U
C15-BZ#83	MG/KG	0.00029 J	0.00093	0.00041 J	0.00027 J	0.00026 J	0.00038 J
C15-BZ#85	MG/KG	0.00032 J	0.0014	0.00057	0.00030 J	0.00041 J	0.00045 J
C15-BZ#87	MG/KG	0.00059	0.0038	0.0015	0.00068	0.00070	0.0012
C15-BZ#89	MG/KG	0.00048 U	0.00042 U	0.00044 U	0.00045 U	0.00043 U	0.00048 U
C15-BZ#91	MG/KG	0.00047 J	0.0036	0.0016	0.00072	0.00059	0.0010
C15-BZ#92	MG/KG	0.00081	0.0042	0.0017	0.00093	0.00095	0.0013
C15-BZ#95	MG/KG	0.0011 J	0.0082	0.0032	0.0017	0.0015	0.0023
C15-BZ#97	MG/KG	0.00059	0.0034	0.0016	0.00072	0.00081	0.0011
C15-BZ#99	MG/KG	0.0023	0.013	0.0055	0.0026	0.0027	0.0039
C15-BZ#100	MG/KG	0.00048 U	0.00050	0.00025 J	0.00045 U	0.00043 U	0.00048 U
C15-BZ#101/#84	MG/KG	0.0031 U	0.018	0.0078	0.0035	0.0040	0.0056
C15-BZ#104	MG/KG	0.00048 U	0.00042 U	0.00044 U	0.00045 U	0.00043 U	0.00048 U
C15-BZ#105	MG/KG	0.00048 U	0.0029	0.00089	0.00046	0.00066	0.00082
C15-BZ#107	MG/KG	0.00046 J	0.0017	0.00069	0.00038 J	0.00053	0.00055
C15-BZ#110	MG/KG	0.0020	0.013	0.0052	0.0024	0.0023	0.0038
C15-BZ#114	MG/KG	0.00048 U	0.00028 J	0.00044 U	0.00045 U	0.00043 U	0.00048 U
C15-BZ#118	MG/KG	0.0022	0.013	0.0047	0.0021	0.0027	0.0034
C15-BZ#119	MG/KG	0.00027 J	0.0014	0.00063	0.00033 J	0.00030 J	0.00044 J
C15-BZ#123	MG/KG	0.00048 U	0.00048	0.00027 J	0.00045 U	0.00043 U	0.00048 U
C15-BZ#124	MG/KG	0.00048 U	0.00048	0.00026 J	0.00045 U	0.00043 U	0.00048 U

TABLE 1A - SAMPLE DATA FOR QUAHOGS, PRE-SPAWNING (MG/KG WET WEIGHT) AREA II 2009

Sample#	NBH09-SF-B-2	NBH09-SF-C-2	NBH09-SF-D-2	NBH09-SF-F-2	NBH09-SF-G-2	NBH09-SF-H-2
C15-BZ#126	0.00048 U	0.00042 U	0.00044 U	0.00045 U	0.00043 U	0.00048 U
C16-BZ#129	0.00048 U	0.00031 J	0.00044 U	0.00045 U	0.00043 U	0.00048 U
C16-BZ#130	0.00048 U	0.00086 U	0.00034 J	0.00045 U	0.00029 J	0.00035 J
C16-BZ#131	0.00048 U	0.00042 U	0.00044 U	0.00045 U	0.00043 U	0.00048 U
C16-BZ#132/#168	0.00095 U	0.0021	0.00076 J	0.00089 U	0.00055 J	0.00073 J
C16-BZ#134	0.00048 U	0.00097	0.00042 J	0.00045 U	0.00024 J	0.00035 J
C16-BZ#135/#144	0.00095 U	0.0018	0.00070 J	0.00089 U	0.00044 J	0.00065 J
C16-BZ#136	0.00048 U	0.0011	0.00042 J	0.00045 U	0.00024 J	0.00035 J
C16-BZ#137	0.00048 U	0.00071	0.00025 J	0.00045 U	0.00043 U	0.00048 U
C16-BZ#138/#163	0.0025	0.011	0.0040	0.0021	0.0030	0.0038
C16-BZ#141	0.00048 U	0.00087	0.00029 J	0.00045 U	0.00043 U	0.00027 J
C16-BZ#146	0.00079	0.0030	0.0013	0.00070	0.00095	0.0012
C16-BZ#147	0.00048 U	0.00087	0.00038 J	0.00045 U	0.00022 J	0.00033 J
C16-BZ#149	0.0016	0.0091	0.0037	0.0019	0.0019	0.0028
C16-BZ#151	0.00048 U	0.0012	0.00045	0.00028 J	0.00029 J	0.00045 J
C16-BZ#153	0.0032	0.013	0.0056	0.0026	0.0037	0.0045
C16-BZ#154	0.00048 U	0.00052	0.00023 J	0.00045 U	0.00043 U	0.00048 U
C16-BZ#155	0.00048 U	0.00042 U	0.00044 U	0.00045 U	0.00043 U	0.00048 U
C16-BZ#156	0.00048 U	0.0011	0.00036 J	0.00045 U	0.00043 U	0.00038 J
C16-BZ#157	0.00048 U	0.00025 J	0.00044 U	0.00045 U	0.00043 U	0.00048 U
C16-BZ#158	0.00048 U	0.00085	0.00044 U	0.00045 U	0.00043 U	0.00026 J
C16-BZ#167/#128	0.00051 J	0.0022	0.00073 J	0.00089 U	0.00055 J	0.00086 J
C16-BZ#169	0.00048 U	0.00042 U	0.00044 U	0.00045 U	0.00043 U	0.00048 U
C17-BZ#170/#190	0.00095 U	0.00099	0.00088 U	0.00089 U	0.00085 U	0.00097 U
C17-BZ#171	0.00048 U	0.00042 U	0.00044 U	0.00045 U	0.00043 U	0.00048 U
C17-BZ#172	0.00048 U	0.00029 J	0.00044 U	0.00045 U	0.00043 U	0.00048 U
C17-BZ#173	0.00048 U	0.00042 U	0.00044 U	0.00045 U	0.00043 U	0.00048 U
C17-BZ#174	0.00048 U	0.00070	0.00026 J	0.00045 U	0.00043 U	0.00034 J
C17-BZ#175	0.00048 U	0.00042 U	0.00044 U	0.00045 U	0.00043 U	0.00048 U
C17-BZ#176	0.00048 U	0.00042 U	0.00044 U	0.00045 U	0.00043 U	0.00048 U
C17-BZ#177	0.00026 J	0.00081	0.00031 J	0.00045 U	0.00029 J	0.00039 J
C17-BZ#178	0.00048 U	0.00033 J	0.00044 U	0.00045 U	0.00043 U	0.00048 U
C17-BZ#180	0.00045 J	0.0021	0.00066	0.00039 J	0.00055	0.00070
C17-BZ#182/#187	0.00053 J	0.0021	0.00077 J	0.00089 U	0.00055 J	0.00073 J
C17-BZ#183	0.00048 U	0.00047	0.00044 U	0.00045 U	0.00043 U	0.00048 U
C17-BZ#184	0.00048 U	0.00042 U	0.00044 U	0.00045 U	0.00043 U	0.00048 U
C17-BZ#185	0.00048 U	0.00042 U	0.00044 U	0.00045 U	0.00043 U	0.00048 U
C17-BZ#188	0.00048 U	0.00042 U	0.00044 U	0.00045 U	0.00043 U	0.00048 U
C17-BZ#189	0.00048 U	0.00042 U	0.00044 U	0.00045 U	0.00043 U	0.00048 U
C17-BZ#191	0.00048 U	0.00042 U	0.00044 U	0.00045 U	0.00043 U	0.00048 U
C17-BZ#193	0.00048 U	0.00023 J	0.00044 U	0.00045 U	0.00043 U	0.00048 U
C18-BZ#194	0.00048 U	0.00044	0.00044 U	0.00045 U	0.00043 U	0.00048 U
C18-BZ#195	0.00048 U	0.00042 U	0.00044 U	0.00045 U	0.00043 U	0.00048 U
C18-BZ#196/203	0.00095 U	0.00085 U	0.00088 U	0.00089 U	0.00085 U	0.00097 U
C18-BZ#197	0.00048 U	0.00042 U	0.00044 U	0.00045 U	0.00043 U	0.00048 U
C18-BZ#199	0.00048 U	0.00042 U	0.00044 U	0.00045 U	0.00043 U	0.00048 U
C18-BZ#200	0.00048 U	0.00042 U	0.00044 U	0.00045 U	0.00043 U	0.00048 U
C18-BZ#201	0.00048 U	0.00032 J	0.00044 U	0.00045 U	0.00043 U	0.00048 U
C18-BZ#202	0.00048 U	0.00042 U	0.00044 U	0.00045 U	0.00043 U	0.00048 U
C18-BZ#205	0.00048 U	0.00042 U	0.00044 U	0.00045 U	0.00043 U	0.00048 U
C19-BZ#206	0.00048 U	0.00027 J	0.00044 U	0.00045 U	0.00043 U	0.00048 U
C19-BZ#207	0.00048 U	0.00042 U	0.00044 U	0.00045 U	0.00043 U	0.00048 U
C19-BZ#208	0.00048 U	0.00042 U	0.00044 U	0.00045 U	0.00043 U	0.00048 U
C110-BZ#209	0.00048 U	0.00042 U	0.00044 U	0.00045 U	0.00043 U	0.00048 U
Aroclor-1242	0.019 U	0.017 U	0.018 U	0.018 U	0.017 U	0.019 U
Aroclor-1248	0.019 U	0.017 U	0.018 U	0.018 U	0.017 U	0.019 U
Aroclor-1254	0.041	0.21	0.082	0.039	0.050	0.065
Aroclor-1260	0.019 U	0.017 U	0.018 U	0.018 U	0.017 U	0.019 U

TABLE 1B - SAMPLE DATA FOR QUAHOGS, PRE-SPAWNING (MG/KG WET WEIGHT) AREA III 2009

Parameter	Sample# Species Area Station Sample Date Units	NBH09-SF-B-3 Quahogs III Station B 5/19/2009		NBH09-SF-D-3 Quahogs III Station D 5/20/2009		NBH09-SF-I-3 Quahogs III Station I 5/19/2009		NBH09-SF-J-3 Quahogs III Station J 5/19/2009	
Lipids	PERCENT	0.21		0.27		0.19		0.22	
Total PCB Congeners ¹	MG/KG	0.042 J1		0.037 J1		0.033 J1		0.033 J1	
Total PCB Congeners Hits ²	MG/KG	0.014		0.0067		0.00058		0.0034	
Total NOAA Congeners ³	MG/KG	0.013 J2		0.0089 J1		0.0061 J1		0.0068 J1	
Total WHO Congeners ⁴	MG/KG	0.0045 J2		0.0033 U		0.0031 U		0.0030 U	
Total NOAA / WHO Combined ⁵	MG/KG	0.015 J2		0.011 J1		0.0083 J1		0.0089 J1	
Total Aroclors ⁶	MG/KG	0.057 J2		0.0095 U		0.0095 U		0.0091 U	
C11-BZ#1	MG/KG	0.00044 UJ		0.00047 UJ		0.00048 UJ		0.00045 UJ	
C11-BZ#3	MG/KG	0.00044 UJ		0.00047 UJ		0.00048 UJ		0.00045 UJ	
C12-BZ#4/#10	MG/KG	0.00088 U		0.00095 U		0.00095 U		0.00091 U	
C12-BZ#5/#8	MG/KG	0.00088 U		0.00095 U		0.00095 U		0.00091 U	
C12-BZ#6	MG/KG	0.00044 U		0.00047 U		0.00048 U		0.00045 U	
C12-BZ#7	MG/KG	0.00044 U		0.00047 U		0.00048 U		0.00045 U	
C12-BZ#12/#13	MG/KG	0.00088 U		0.00095 U		0.00095 U		0.00091 U	
C12-BZ#15	MG/KG	0.00044 UJ		0.00047 UJ		0.00048 UJ		0.00045 UJ	
C13-BZ#16/#32	MG/KG	0.00088 U		0.00095 U		0.00095 U		0.00091 U	
C13-BZ#17	MG/KG	0.00044 U		0.00047 U		0.00048 U		0.00045 U	
C13-BZ#18	MG/KG	0.00044 U		0.00047 U		0.00052 U		0.00045 U	
C13-BZ#19	MG/KG	0.00044 U		0.00047 U		0.00048 U		0.00045 U	
C13-BZ#21/#33	MG/KG	0.00088 U		0.00095 U		0.00095 U		0.00091 U	
C13-BZ#22	MG/KG	0.00044 U		0.00047 U		0.00048 U		0.00045 U	
C13-BZ#24/#27	MG/KG	0.00088 U		0.00095 U		0.00095 U		0.00091 U	
C13-BZ#25	MG/KG	0.00044 U		0.00047 U		0.00048 U		0.00045 U	
C13-BZ#26	MG/KG	0.00046 U		0.00047 U		0.00063 U		0.00045 U	
C13-BZ#28/#31	MG/KG	0.0013 U		0.0012 U		0.0012 U		0.00099 U	
C13-BZ#29	MG/KG	0.00044 U		0.00047 U		0.00048 U		0.00045 U	
C13-BZ#37	MG/KG	0.00044 U		0.00047 U		0.00048 U		0.00045 U	
C14-BZ#40	MG/KG	0.00044 U		0.00047 U		0.00048 U		0.00045 U	
C14-BZ#41/#71	MG/KG	0.00088 U		0.00095 U		0.00095 U		0.00091 U	
C14-BZ#42	MG/KG	0.00044 U		0.00047 U		0.00048 U		0.00045 U	
C14-BZ#43/#49	MG/KG	0.0012 U		0.0011 U		0.00095 U		0.00091 U	
C14-BZ#44	MG/KG	0.00050		0.00035 J		0.00048 U		0.00030 J	
C14-BZ#45	MG/KG	0.00044 U		0.00047 U		0.00048 U		0.00045 U	
C14-BZ#46	MG/KG	0.00044 U		0.00047 U		0.00048 U		0.00045 U	
C14-BZ#47/#48	MG/KG	0.00059 J		0.00048 J		0.00095 U		0.00091 U	
C14-BZ#50	MG/KG	0.00044 U		0.00047 U		0.00048 U		0.00045 U	
C14-BZ#51	MG/KG	0.00044 U		0.00047 U		0.00048 U		0.00045 U	
C14-BZ#52	MG/KG	0.0014 U		0.0012 U		0.00084 U		0.00075 U	
C14-BZ#53	MG/KG	0.00044 U		0.00047 U		0.00048 U		0.00045 U	
C14-BZ#54	MG/KG	0.00044 U		0.00047 U		0.00048 U		0.00045 U	
C14-BZ#56/#60	MG/KG	0.00088 U		0.00095 U		0.00095 U		0.00091 U	
C14-BZ#63	MG/KG	0.00044 U		0.00025 J		0.00048 U		0.00045 U	
C14-BZ#64	MG/KG	0.00022 J		0.00047 U		0.00048 U		0.00045 U	
C14-BZ#66	MG/KG	0.00085		0.00041 J		0.00048 U		0.00035 J	
C14-BZ#70	MG/KG	0.00065		0.00047 J		0.00048 U		0.00027 J	
C14-BZ#74	MG/KG	0.00040 J		0.00024 J		0.00048 U		0.00045 U	
C14-BZ#76	MG/KG	0.00044 U		0.00047 U		0.00048 U		0.00045 U	
C14-BZ#77	MG/KG	0.00044 U		0.00047 U		0.00048 U		0.00045 U	
C14-BZ#81	MG/KG	0.00044 U		0.00047 U		0.00048 U		0.00045 U	
C15-BZ#82	MG/KG	0.00044 U		0.00047 U		0.00048 U		0.00045 U	
C15-BZ#83	MG/KG	0.00044 U		0.00047 U		0.00048 U		0.00045 U	
C15-BZ#85	MG/KG	0.00022 J		0.00047 U		0.00048 U		0.00045 U	
C15-BZ#87	MG/KG	0.00041 J		0.00033 J		0.00048 U		0.00045 U	
C15-BZ#89	MG/KG	0.00044 U		0.00047 U		0.00048 U		0.00045 U	
C15-BZ#91	MG/KG	0.00023 J		0.00047 U		0.00048 U		0.00045 U	
C15-BZ#92	MG/KG	0.00057		0.00033 J		0.00048 U		0.00045 U	
C15-BZ#95	MG/KG	0.00077		0.00053		0.00028 J		0.00033 J	
C15-BZ#97	MG/KG	0.00043 J		0.00029 J		0.00048 U		0.00027 J	
C15-BZ#99	MG/KG	0.0017 U		0.0011 U		0.00048 U		0.00067 U	
C15-BZ#100	MG/KG	0.00044 U		0.00047 U		0.00048 U		0.00045 U	
C15-BZ#101/#84	MG/KG	0.0024 U		0.0015 U		0.00095 U		0.00095 U	
C15-BZ#104	MG/KG	0.00044 U		0.00047 U		0.00048 U		0.00045 U	
C15-BZ#105	MG/KG	0.00049		0.00047 U		0.00048 U		0.00045 U	
C15-BZ#107	MG/KG	0.00034 J		0.00047 U		0.00048 U		0.00045 U	
C15-BZ#110	MG/KG	0.0015 U		0.00086 U		0.00048 U		0.00050 U	

TABLE 1B - SAMPLE DATA FOR QUAHOGS, PRE-SPAWNING (MG/KG WET WEIGHT) AREA III 2009

	Sample#	NBH09-SF-B-3	NBH09-SF-D-3	NBH09-SF-I-3	NBH09-SF-J-3
C15-BZ#114	MG/KG	0.00044 U	0.00047 U	0.00048 U	0.00045 U
C15-BZ#118	MG/KG	0.0016	0.00096 U	0.00048 U	0.00063 U
C15-BZ#119	MG/KG	0.00044 U	0.00047 U	0.00048 U	0.00045 U
C15-BZ#123	MG/KG	0.00044 U	0.00047 U	0.00048 U	0.00045 U
C15-BZ#124	MG/KG	0.00044 U	0.00047 U	0.00048 U	0.00045 U
C15-BZ#126	MG/KG	0.00044 U	0.00047 U	0.00048 U	0.00045 U
C16-BZ#129	MG/KG	0.00044 U	0.00047 U	0.00048 U	0.00045 U
C16-BZ#130	MG/KG	0.00044 U	0.00047 U	0.00048 U	0.00045 U
C16-BZ#131	MG/KG	0.00044 U	0.00047 U	0.00048 U	0.00045 U
C16-BZ#132/#168	MG/KG	0.00088 U	0.00095 U	0.00095 U	0.00091 U
C16-BZ#134	MG/KG	0.00044 U	0.00047 U	0.00048 U	0.00045 U
C16-BZ#135/#144	MG/KG	0.00088 U	0.00095 U	0.00095 U	0.00091 U
C16-BZ#136	MG/KG	0.00044 U	0.00047 U	0.00048 U	0.00045 U
C16-BZ#137	MG/KG	0.00044 U	0.00047 U	0.00048 U	0.00045 U
C16-BZ#138/#163	MG/KG	0.0020	0.0011	0.00095 U	0.00069 J
C16-BZ#141	MG/KG	0.00044 U	0.00047 U	0.00048 U	0.00045 U
C16-BZ#146	MG/KG	0.00058	0.00039 J	0.00048 U	0.00026 J
C16-BZ#147	MG/KG	0.00044 U	0.00047 U	0.00048 U	0.00045 U
C16-BZ#149	MG/KG	0.0011 U	0.00080 U	0.00048 U	0.00051 U
C16-BZ#151	MG/KG	0.00044 U	0.00047 U	0.00048 U	0.00045 U
C16-BZ#153	MG/KG	0.0022	0.0015	0.00030 J	0.00087
C16-BZ#154	MG/KG	0.00044 U	0.00047 U	0.00048 U	0.00045 U
C16-BZ#155	MG/KG	0.00044 U	0.00047 U	0.00048 U	0.00045 U
C16-BZ#156	MG/KG	0.00044 U	0.00047 U	0.00048 U	0.00045 U
C16-BZ#157	MG/KG	0.00044 U	0.00047 U	0.00048 U	0.00045 U
C16-BZ#158	MG/KG	0.00044 U	0.00047 U	0.00048 U	0.00045 U
C16-BZ#167/#128	MG/KG	0.00045 J	0.00095 U	0.00095 U	0.00091 U
C16-BZ#169	MG/KG	0.00044 U	0.00047 U	0.00048 U	0.00045 U
C17-BZ#170/#190	MG/KG	0.00088 U	0.00095 U	0.00095 U	0.00091 U
C17-BZ#171	MG/KG	0.00044 U	0.00047 U	0.00048 U	0.00045 U
C17-BZ#172	MG/KG	0.00044 U	0.00047 U	0.00048 U	0.00045 U
C17-BZ#173	MG/KG	0.00044 U	0.00047 U	0.00048 U	0.00045 U
C17-BZ#174	MG/KG	0.00044 U	0.00047 U	0.00048 U	0.00045 U
C17-BZ#175	MG/KG	0.00044 U	0.00047 U	0.00048 U	0.00045 U
C17-BZ#176	MG/KG	0.00044 U	0.00047 U	0.00048 U	0.00045 U
C17-BZ#177	MG/KG	0.00023 J	0.00047 U	0.00048 U	0.00045 U
C17-BZ#178	MG/KG	0.00044 U	0.00047 U	0.00048 U	0.00045 U
C17-BZ#180	MG/KG	0.00036 J	0.00047 U	0.00048 U	0.00045 U
C17-BZ#182/#187	MG/KG	0.00088 U	0.00095 U	0.00095 U	0.00091 U
C17-BZ#183	MG/KG	0.00044 U	0.00047 U	0.00048 U	0.00045 U
C17-BZ#184	MG/KG	0.00044 U	0.00047 U	0.00048 U	0.00045 U
C17-BZ#185	MG/KG	0.00044 U	0.00047 U	0.00048 U	0.00045 U
C17-BZ#188	MG/KG	0.00044 U	0.00047 U	0.00048 U	0.00045 U
C17-BZ#189	MG/KG	0.00044 U	0.00047 U	0.00048 U	0.00045 U
C17-BZ#191	MG/KG	0.00044 U	0.00047 U	0.00048 U	0.00045 U
C17-BZ#193	MG/KG	0.00044 U	0.00047 U	0.00048 U	0.00045 U
C18-BZ#194	MG/KG	0.00044 U	0.00047 U	0.00048 U	0.00045 U
C18-BZ#195	MG/KG	0.00044 U	0.00047 U	0.00048 U	0.00045 U
C18-BZ#196/203	MG/KG	0.00088 U	0.00095 U	0.00095 U	0.00091 U
C18-BZ#197	MG/KG	0.00044 U	0.00047 U	0.00048 U	0.00045 U
C18-BZ#199	MG/KG	0.00044 U	0.00047 U	0.00048 U	0.00045 U
C18-BZ#200	MG/KG	0.00044 U	0.00047 U	0.00048 U	0.00045 U
C18-BZ#201	MG/KG	0.00044 U	0.00047 U	0.00048 U	0.00045 U
C18-BZ#202	MG/KG	0.00044 U	0.00047 U	0.00048 U	0.00045 U
C18-BZ#205	MG/KG	0.00044 U	0.00047 U	0.00048 U	0.00045 U
C19-BZ#206	MG/KG	0.00044 U	0.00047 U	0.00048 U	0.00045 U
C19-BZ#207	MG/KG	0.00044 U	0.00047 U	0.00048 U	0.00045 U
C19-BZ#208	MG/KG	0.00044 U	0.00047 U	0.00048 U	0.00045 U
C10-BZ#209	MG/KG	0.00044 U	0.00047 U	0.00048 U	0.00045 U
Aroclor-1242	MG/KG	0.018 U	0.019 U	0.019 U	0.018 U
Aroclor-1248	MG/KG	0.018 U	0.019 U	0.019 U	0.018 U
Aroclor-1254	MG/KG	0.031 U	0.019 U	0.019 U	0.018 U
Aroclor-1260	MG/KG	0.018 U	0.019 U	0.019 U	0.018 U

TABLE 2A - SAMPLE DATA FOR QUAHOGS, POST-SPAWNING (MG/KG WET WEIGHT) AREA II 2009

Parameter	Sample# Species Area Station Sample Date Units	NBH09-SF-B-2	NBH09-SF-C-2	NBH09-SF-D-2	NBH09-SF-F-2	NBH09-SF-G-2	NBH09-SF-H-2
		Quahogs II Station B 10/8/2009	Quahogs II Station C 10/8/2009	Quahogs II Station D 11/2/2009	Quahogs II Station F 10/20/2009	Quahogs II Station G 10/18/2009	Quahogs II Station H 10/20/2009
Lipids	PERCENT	0.16 J	0.42 J	0.093 J	0.21 J	0.27 J	0.35 J
Total PCB Congeners ¹	MG/KG	0.048 J2	0.57 J3	0.11 J2	0.11 J2	0.080 J2	0.34 J3
Total PCB Congeners Hits ²	MG/KG	0.027	0.57	0.10	0.097	0.062	0.33
Total NOAA Congeners ³	MG/KG	0.016 J2	0.25 J4	0.046 J3	0.045 J3	0.032 J3	0.14 J4
Total WHO Congeners ⁴	MG/KG	0.0044 J2	0.034 J3	0.0081 J2	0.0078 J2	0.0075 J2	0.021 J3
Total NOAA / WHO Combined ⁵	MG/KG	0.018 J2	0.25 J4	0.048 J3	0.048 J3	0.034 J3	0.15 J4
Total Aroclors ⁶	MG/KG	0.059 J2	0.71 J3	0.15 J2	0.14 J2	0.089 J2	0.43 J3
C11-BZ#1	MG/KG	0.00043 UJ	0.00046 U	0.00046 U	0.00047 U	0.00045 U	0.00047 U
C11-BZ#3	MG/KG	0.00043 UJ	0.00046 U	0.00046 U	0.00045 U	0.00045 U	0.00047 U
C12-BZ#4/#10	MG/KG	0.00085 UJ	0.0014	0.00091 U	0.0012	0.00089 U	0.00063 J
C12-BZ#5/#8	MG/KG	0.00085 UJ	0.0042	0.00051 J	0.0013	0.00089 U	0.0019
C12-BZ#6	MG/KG	0.00043 U	0.0029	0.00039 J	0.00046	0.00045 U	0.0018
C12-BZ#7	MG/KG	0.00043 U	0.00046	0.00046 U	0.00045 U	0.00045 U	0.00024 J
C12-BZ#12/#13	MG/KG	0.00085 U	0.0012	0.00091 U	0.00090 U	0.00089 U	0.00087 J
C12-BZ#15	MG/KG	0.00043 UJ	0.0018 J	0.00027 J	0.00024 J	0.00045 UJ	0.00093 J
C13-BZ#16/#32	MG/KG	0.00085 U	0.0063	0.00070 J	0.00082 J	0.00089 U	0.0028
C13-BZ#17	MG/KG	0.00043 U	0.0050	0.00061	0.00075	0.00045 U	0.0025
C13-BZ#18	MG/KG	0.00026 J	0.013	0.0015	0.0015	0.00047	0.0065
C13-BZ#19	MG/KG	0.00043 UJ	0.00098	0.00046 U	0.00033 J	0.00045 U	0.00048
C13-BZ#21/#33	MG/KG	0.00085 U	0.0042	0.00091 U	0.00090 U	0.00089 U	0.0017
C13-BZ#22	MG/KG	0.00043 U	0.0039	0.00048	0.00046	0.00027 J	0.0018
C13-BZ#24/#27	MG/KG	0.00085 U	0.0021	0.00091 U	0.00048 J	0.00089 U	0.0011
C13-BZ#25	MG/KG	0.00043 U	0.0098	0.0014	0.0014	0.00047	0.0056
C13-BZ#26	MG/KG	0.00053	0.019	0.0031	0.0031	0.0012	0.012
C13-BZ#28/#31	MG/KG	0.0012 J	0.051 J	0.0066 J	0.0070 J	0.0028 J	0.026 J
C13-BZ#29	MG/KG	0.00043 UJ	0.00046 U	0.00046 U	0.00045 U	0.00045 U	0.00047 U
C13-BZ#37	MG/KG	0.00043 UJ	0.0019	0.00032 J	0.00029 J	0.00045 U	0.00092
C14-BZ#40	MG/KG	0.00043 U	0.0021	0.00035 J	0.00032 J	0.00045 U	0.0012
C14-BZ#41/#71	MG/KG	0.00085 U	0.011	0.0017	0.0013	0.00077 J	0.0056
C14-BZ#42	MG/KG	0.00043 U	0.0041	0.00069	0.00063	0.00042 J	0.0023
C14-BZ#43/#49	MG/KG	0.0014	0.038	0.0063	0.0061	0.0031	0.021
C14-BZ#44	MG/KG	0.00056	0.013	0.0020	0.0018	0.0011	0.0071
C14-BZ#45	MG/KG	0.00043 U	0.0015	0.00046 U	0.00045 U	0.00045 U	0.00059
C14-BZ#46	MG/KG	0.00043 U	0.0011	0.00046 U	0.00045 U	0.00045 U	0.00044 J
C14-BZ#47/#48	MG/KG	0.00062 J	0.017	0.0027	0.0029	0.0016	0.0094
C14-BZ#50	MG/KG	0.00043 U	0.00046 U	0.00046 U	0.00045 U	0.00045 U	0.00047 U
C14-BZ#51	MG/KG	0.00043 U	0.0012	0.00046 U	0.00045 U	0.00045 U	0.00061
C14-BZ#52	MG/KG	0.0017	0.046	0.0079	0.0078	0.0038	0.027
C14-BZ#53	MG/KG	0.00043 U	0.0034	0.00051	0.00048	0.00045 U	0.0017
C14-BZ#54	MG/KG	0.00043 UJ	0.00046 U	0.00046 U	0.00045 U	0.00045 U	0.00047 U
C14-BZ#56/#60	MG/KG	0.00085 U	0.0060	0.0010	0.00086 J	0.00053 J	0.0029
C14-BZ#63	MG/KG	0.00043 U	0.0012	0.00025 J	0.00023 J	0.00045 U	0.00076
C14-BZ#64	MG/KG	0.00024 J	0.0055	0.00095	0.00096	0.00045	0.0033
C14-BZ#66	MG/KG	0.00088	0.013	0.0022	0.0021	0.0019	0.0069
C14-BZ#70	MG/KG	0.00069	0.012	0.0019	0.0018	0.0016	0.0058
C14-BZ#74	MG/KG	0.00039 J	0.0088	0.0014	0.0015	0.00085	0.0047
C14-BZ#76	MG/KG	0.00043 U	0.00046 U	0.00046 U	0.00045 U	0.00045 U	0.00047 U
C14-BZ#77	MG/KG	0.00043 U	0.0014	0.00033 J	0.00031 J	0.00027 J	0.00087
C14-BZ#81	MG/KG	0.00043 U	0.00030 J	0.00046 U	0.00045 U	0.00045 U	0.00047 U
C15-BZ#82	MG/KG	0.00043 U	0.0012	0.00046 U	0.00045 U	0.00045 U	0.00076
C15-BZ#83	MG/KG	0.00043 U	0.0016	0.00037 J	0.00031 J	0.00045 U	0.0011
C15-BZ#85	MG/KG	0.00030 J	0.0025	0.00056	0.00048	0.00049	0.0017
C15-BZ#87	MG/KG	0.00045	0.0066	0.0013	0.0010	0.00083	0.0041
C15-BZ#89	MG/KG	0.00043 U	0.00046 U	0.00046 U	0.00045 U	0.00045 U	0.00047 U
C15-BZ#91	MG/KG	0.00029 J	0.0061	0.0012	0.00089	0.00057	0.0033
C15-BZ#92	MG/KG	0.00058	0.0068	0.0017	0.0015	0.0011	0.0050
C15-BZ#95	MG/KG	0.00084 J	0.015	0.0028	0.0025	0.0019	0.0088
C15-BZ#97	MG/KG	0.00051	0.0066	0.0012	0.0012	0.0010	0.0037
C15-BZ#99	MG/KG	0.0019	0.023	0.0052	0.0052	0.0042	0.015
C15-BZ#100	MG/KG	0.00043 U	0.00073	0.00046 U	0.00045 U	0.00045 U	0.00049
C15-BZ#101/#84	MG/KG	0.0024	0.032	0.0070	0.0065	0.0054	0.020
C15-BZ#104	MG/KG	0.00043 U	0.00046 U	0.00046 U	0.00045 U	0.00045 U	0.00047 U
C15-BZ#105	MG/KG	0.00038 J	0.0049	0.00087	0.00077	0.00085	0.0026
C15-BZ#107	MG/KG	0.00028 J	0.0023	0.00068	0.00060	0.00063	0.0017
C15-BZ#110	MG/KG	0.0014	0.021	0.0044	0.0034	0.0028	0.013
C15-BZ#114	MG/KG	0.00043 U	0.00042 J	0.00046 U	0.00045 U	0.00045 U	0.00047 U
C15-BZ#118	MG/KG	0.0017	0.020	0.0040	0.0040	0.0037	0.012
C15-BZ#119	MG/KG	0.00043 U	0.0024	0.00055	0.00047	0.00033 J	0.0015
C15-BZ#123	MG/KG	0.00043 U	0.00095	0.00023 J	0.00045 U	0.00045 U	0.00068
C15-BZ#124	MG/KG	0.00043 U	0.00075	0.00046 U	0.00045 U	0.00045 U	0.00043 J

TABLE 2A - SAMPLE DATA FOR QUAHOGS, POST-SPAWNING (MG/KG WET WEIGHT) AREA II 2009

Sample#	NBH09-SF-B-2	NBH09-SF-C-2	NBH09-SF-D-2	NBH09-SF-F-2	NBH09-SF-G-2	NBH09-SF-H-2
C15-BZ#126	0.00043 UJ	0.00046 UJ	0.00046 UJ	0.00045 UJ	0.00045 UJ	0.00047 UJ
C16-BZ#129	0.00043 U	0.00049	0.00046 U	0.00045 U	0.00045 U	0.00036 J
C16-BZ#130	0.00043 U	0.0014	0.00040 J	0.00028 J	0.00032 J	0.00098
C16-BZ#131	0.00043 U	0.00046 U	0.00046 U	0.00045 U	0.00045 U	0.00047 U
C16-BZ#132/#168	0.00043 J	0.0037	0.00082 J	0.00062 J	0.00076 J	0.0024
C16-BZ#134	0.00043 U	0.0017	0.00037 J	0.00034 J	0.00029 J	0.0011
C16-BZ#135/#144	0.00085 U	0.0029	0.00074 J	0.00059 J	0.00050 J	0.0021
C16-BZ#136	0.00043 U	0.0019	0.00037 J	0.00030 J	0.00027 J	0.0011
C16-BZ#137	0.00043 U	0.0012	0.00025 J	0.00045 U	0.00045 U	0.00081
C16-BZ#138/#163	0.0021	0.019	0.0044	0.0040	0.0039	0.012
C16-BZ#141	0.00043 U	0.0016	0.00033 J	0.00045 U	0.00045 U	0.00087
C16-BZ#146	0.00060	0.0043	0.0013	0.0012	0.0010	0.0034
C16-BZ#147	0.00043 U	0.0013	0.00034 J	0.00031 J	0.00045 U	0.00089
C16-BZ#149	0.0011	0.015	0.0032	0.0028	0.0023	0.0096
C16-BZ#151	0.00043 U	0.0019	0.00043 J	0.00038 J	0.00036 J	0.0013
C16-BZ#153	0.0022	0.021	0.0052	0.0056	0.0047	0.015
C16-BZ#154	0.00043 U	0.00080	0.00046 U	0.00045 U	0.00045 U	0.00055
C16-BZ#155	0.00043 U	0.00046 U	0.00046 U	0.00045 U	0.00045 U	0.00047 U
C16-BZ#156	0.00043 U	0.0018	0.00037 J	0.00028 J	0.00030 J	0.0011
C16-BZ#157	0.00043 U	0.00044 J	0.00046 U	0.00045 U	0.00045 U	0.00025 J
C16-BZ#158	0.00043 U	0.0013	0.00024 J	0.00045 U	0.00045 U	0.00066
C16-BZ#167/#128	0.00043 J	0.0038	0.00089 J	0.00087 J	0.00085 J	0.0024
C16-BZ#169	0.00043 U	0.00046 U	0.00046 U	0.00045 U	0.00045 U	0.00047 U
C17-BZ#170/#190	0.00085 U	0.0015	0.00091 U	0.00090 U	0.00089 U	0.00086 J
C17-BZ#171	0.00043 U	0.00023 J	0.00046 U	0.00045 U	0.00045 U	0.00047 U
C17-BZ#172	0.00043 U	0.00041 J	0.00046 U	0.00045 U	0.00045 U	0.00028 J
C17-BZ#173	0.00043 U	0.00046 U	0.00046 U	0.00045 U	0.00045 U	0.00047 U
C17-BZ#174	0.00043 U	0.0012	0.00033 J	0.00045 U	0.00025 J	0.00090
C17-BZ#175	0.00043 U	0.00046 U	0.00046 U	0.00045 U	0.00045 U	0.00047 U
C17-BZ#176	0.00043 U	0.00046 U	0.00046 U	0.00045 U	0.00045 U	0.00047 U
C17-BZ#177	0.00043 U	0.0012	0.00036 J	0.00029 J	0.00029 J	0.00098
C17-BZ#178	0.00043 U	0.00059	0.00046 U	0.00045 U	0.00045 U	0.00044 J
C17-BZ#180	0.00032 J	0.0028	0.00080	0.00062	0.00065	0.0022
C17-BZ#182/#187	0.00085 U	0.0030	0.00082 J	0.00073 J	0.00066 J	0.0022
C17-BZ#183	0.00043 U	0.00066	0.00046 U	0.00045 U	0.00045 U	0.00058
C17-BZ#184	0.00043 U	0.00046 U	0.00046 U	0.00045 U	0.00045 U	0.00047 U
C17-BZ#185	0.00043 U	0.00046 U	0.00046 U	0.00045 U	0.00045 U	0.00047 U
C17-BZ#188	0.00043 U	0.00046 U	0.00046 U	0.00045 U	0.00045 U	0.00047 U
C17-BZ#189	0.00043 U	0.00046 U	0.00046 U	0.00045 U	0.00045 U	0.00047 U
C17-BZ#191	0.00043 U	0.00046 U	0.00046 U	0.00045 U	0.00045 U	0.00047 U
C17-BZ#193	0.00043 U	0.00025 J	0.00046 U	0.00045 U	0.00045 U	0.00047 U
C18-BZ#194	0.00043 U	0.00057	0.00046 U	0.00045 U	0.00045 U	0.00053
C18-BZ#195	0.00043 U	0.00046 U	0.00046 U	0.00045 U	0.00045 U	0.00047 U
C18-BZ#196/203	0.00085 U	0.00050 J	0.00091 U	0.00090 U	0.00089 U	0.00094 U
C18-BZ#197	0.00043 U	0.00046 U	0.00046 U	0.00045 U	0.00045 U	0.00047 U
C18-BZ#199	0.00043 U	0.00046 U	0.00046 U	0.00045 U	0.00045 U	0.00047 U
C18-BZ#200	0.00043 U	0.00046 U	0.00046 U	0.00045 U	0.00045 U	0.00047 U
C18-BZ#201	0.00043 U	0.00047	0.00046 U	0.00045 U	0.00045 U	0.00043 J
C18-BZ#202	0.00043 U	0.00046 U	0.00046 U	0.00045 U	0.00045 U	0.00047 U
C18-BZ#205	0.00043 U	0.00046 U	0.00046 U	0.00045 U	0.00045 U	0.00047 U
C19-BZ#206	0.00043 U	0.00030 J	0.00046 U	0.00045 U	0.00045 U	0.00026 J
C19-BZ#207	0.00043 U	0.00046 U	0.00046 U	0.00045 U	0.00045 U	0.00047 U
C19-BZ#208	0.00043 U	0.00046 U	0.00046 U	0.00045 U	0.00045 U	0.00047 U
C110-BZ#209	0.00043 U	0.00046 U	0.00046 U	0.00045 U	0.00045 U	0.00035 J
Aroclor-1242	0.017 U	0.018 U	0.018 U	0.018 U	0.018 U	0.019 U
Aroclor-1248	0.017 U	0.37	0.060	0.057	0.018 U	0.20
Aroclor-1254	0.033	0.32	0.072	0.070	0.062	0.21
Aroclor-1260	0.017 U	0.018 U	0.018 U	0.018 U	0.018 U	0.019 U

TABLE 2B - SAMPLE DATA FOR QUAHOGS, POST-SPAWNING (MG/KG WET WEIGHT) AREA III 2009

Parameter	Sample# Species Area Station Sample Date Units	NBH09-SF-B-3	NBH09-SF-D-3	NBH09-SF-I-3	NBH09-SF-J-3
		Quahogs III Station B 10/29/2009	Quahogs III Station D 10/20/2009	Quahogs III Station I 10/2/2009	Quahogs III Station J 11/2/2009
Lipids	PERCENT	0.25 J	0.13 J	0.074 J	0.093 J
Total PCB Congeners ¹	MG/KG	0.058 J2	0.039 J1	0.053 J2	0.033 J1
Total PCB Congeners Hits ²	MG/KG	0.037	0.013	0.031	0.0061
Total NOAA Congeners ³	MG/KG	0.020 J3	0.011 J2	0.018 J3	0.0073 J1
Total WHO Congeners ⁴	MG/KG	0.0057 J2	0.0036 J1	0.0048 J2	0.0032 J1
Total NOAA / WHO Combined ⁵	MG/KG	0.022 J2	0.013 J2	0.02 J2	0.0093 J1
Total Aroclors ⁵	MG/KG	0.070 J2	0.0091 U	0.0093 U	0.0089 U
C1-BZ#1	MG/KG	0.00047 U	0.00045 U	0.00046 U	0.00044 U
C1-BZ#3	MG/KG	0.00047 U	0.00045 U	0.00046 U	0.00044 U
C12-BZ#4/#10	MG/KG	0.00093 U	0.00091 U	0.00093 U	0.00088 U
C12-BZ#5/#8	MG/KG	0.00093 U	0.00091 U	0.00093 U	0.00088 U
C12-BZ#6	MG/KG	0.00047 U	0.00045 U	0.00046 U	0.00044 U
C12-BZ#7	MG/KG	0.00047 U	0.00045 U	0.00046 U	0.00044 U
C12-BZ#12/#13	MG/KG	0.00093 U	0.00091 U	0.00093 U	0.00088 U
C12-BZ#15	MG/KG	0.00047 UJ	0.00045 UJ	0.00046 UJ	0.00044 UJ
C13-BZ#16/#32	MG/KG	0.00093 U	0.00091 U	0.00093 U	0.00088 U
C13-BZ#17	MG/KG	0.00047 U	0.00045 U	0.00046 U	0.00044 U
C13-BZ#18	MG/KG	0.00026 J	0.00023 J	0.00029 J	0.00044 U
C13-BZ#19	MG/KG	0.00047 U	0.00045 U	0.00046 U	0.00044 U
C13-BZ#21/#33	MG/KG	0.00093 U	0.00091 U	0.00093 U	0.00088 U
C13-BZ#22	MG/KG	0.00047 U	0.00045 U	0.00046 U	0.00044 U
C13-BZ#24/#27	MG/KG	0.00093 U	0.00091 U	0.00093 U	0.00088 U
C13-BZ#25	MG/KG	0.00047 U	0.00045 U	0.00030 J	0.00044 U
C13-BZ#26	MG/KG	0.00050	0.00041 J	0.00056	0.00044 U
C13-BZ#28/#31	MG/KG	0.00060 J	0.00085 J	0.0013 J	0.00088 UJ
C13-BZ#29	MG/KG	0.00047 U	0.00045 U	0.00046 U	0.00044 U
C13-BZ#37	MG/KG	0.00047 U	0.00045 U	0.00046 U	0.00044 U
C14-BZ#40	MG/KG	0.00047 U	0.00045 U	0.00046 U	0.00044 U
C14-BZ#41/#71	MG/KG	0.00047 J	0.00091 U	0.00093 U	0.00088 U
C14-BZ#42	MG/KG	0.00025 J	0.00045 U	0.00046 U	0.00044 U
C14-BZ#43/#49	MG/KG	0.0015	0.00088 J	0.0016	0.00048 J
C14-BZ#44	MG/KG	0.00071	0.00030 J	0.00052	0.00044 U
C14-BZ#45	MG/KG	0.00047 U	0.00045 U	0.00046 U	0.00044 U
C14-BZ#46	MG/KG	0.00047 U	0.00045 U	0.00046 U	0.00044 U
C14-BZ#47/#48	MG/KG	0.00089 J	0.00091 U	0.00078 J	0.00088 U
C14-BZ#50	MG/KG	0.00047 U	0.00045 U	0.00046 U	0.00044 U
C14-BZ#51	MG/KG	0.00047 U	0.00045 U	0.00046 U	0.00044 U
C14-BZ#52	MG/KG	0.0021	0.0011	0.0019	0.00055
C14-BZ#53	MG/KG	0.00047 U	0.00045 U	0.00046 U	0.00044 U
C14-BZ#54	MG/KG	0.00047 U	0.00045 U	0.00046 U	0.00044 U
C14-BZ#56/#60	MG/KG	0.00093 U	0.00091 U	0.00093 U	0.00088 U
C14-BZ#63	MG/KG	0.00047 U	0.00045 U	0.00046 U	0.00044 U
C14-BZ#64	MG/KG	0.00031 J	0.00045 U	0.00028 J	0.00044 U
C14-BZ#66	MG/KG	0.0011	0.00042 J	0.00084	0.00044 U
C14-BZ#70	MG/KG	0.00086	0.00037 J	0.00060	0.00044 U
C14-BZ#74	MG/KG	0.00057	0.00045 U	0.00040 J	0.00044 U
C14-BZ#76	MG/KG	0.00047 U	0.00045 U	0.00046 U	0.00044 U
C14-BZ#77	MG/KG	0.00047 U	0.00045 U	0.00046 U	0.00044 U
C14-BZ#81	MG/KG	0.00047 U	0.00045 U	0.00046 U	0.00044 U
C15-BZ#82	MG/KG	0.00047 U	0.00045 U	0.00046 U	0.00044 U
C15-BZ#83	MG/KG	0.00023 J	0.00045 U	0.00046 U	0.00044 U
C15-BZ#85	MG/KG	0.00036 J	0.00045 U	0.00029 J	0.00044 U
C15-BZ#87	MG/KG	0.00065	0.00045 U	0.00028 J	0.00044 U
C15-BZ#89	MG/KG	0.00047 U	0.00045 U	0.00046 U	0.00044 U
C15-BZ#91	MG/KG	0.00034 J	0.00045 U	0.00032 J	0.00044 U
C15-BZ#92	MG/KG	0.00083	0.00028 J	0.00069	0.00044 U
C15-BZ#95	MG/KG	0.0011	0.00043 J	0.00087	0.00026 J
C15-BZ#97	MG/KG	0.00066	0.00026 J	0.00059	0.00044 U
C15-BZ#99	MG/KG	0.0027	0.0011	0.0023	0.00070
C15-BZ#100	MG/KG	0.00047 U	0.00045 U	0.00046 U	0.00044 U
C15-BZ#101/#84	MG/KG	0.0036	0.0015	0.0028	0.00080 J
C15-BZ#104	MG/KG	0.00047 U	0.00045 U	0.00046 U	0.00044 U
C15-BZ#105	MG/KG	0.00071	0.00045 U	0.00041 J	0.00044 U
C15-BZ#107	MG/KG	0.00042 J	0.00045 U	0.00036 J	0.00044 U
C15-BZ#110	MG/KG	0.0020	0.00078	0.0017	0.00040 J
C15-BZ#114	MG/KG	0.00047 U	0.00045 U	0.00046 U	0.00044 U
C15-BZ#118	MG/KG	0.0022	0.00088	0.0018	0.00051
C15-BZ#119	MG/KG	0.00047 U	0.00045 U	0.00046 U	0.00044 U
C15-BZ#123	MG/KG	0.00047 U	0.00045 U	0.00046 U	0.00044 U
C15-BZ#124	MG/KG	0.00047 U	0.00045 U	0.00046 U	0.00044 U

TABLE 2B - SAMPLE DATA FOR QUAHOGS, POST-SPAWNING (MG/KG WET WEIGHT) AREA III 2009

Sample#	NBH09-SF-B-3	NBH09-SF-D-3	NBH09-SF-I-3	NBH09-SF-J-3
C15-BZ#126	0.00047 UJ	0.00045 UJ	0.00046 UJ	0.00044 UJ
C16-BZ#129	0.00047 U	0.00045 U	0.00046 U	0.00044 U
C16-BZ#130	0.00027 J	0.00045 U	0.00046 U	0.00044 U
C16-BZ#131	0.00047 U	0.00045 U	0.00046 U	0.00044 U
C16-BZ#132/#168	0.00058 J	0.00091 U	0.00093 U	0.00088 U
C16-BZ#134	0.00047 U	0.00045 U	0.00046 U	0.00044 U
C16-BZ#135/#144	0.00093 U	0.00091 U	0.00093 U	0.00088 U
C16-BZ#136	0.00047 U	0.00045 U	0.00046 U	0.00044 U
C16-BZ#137	0.00047 U	0.00045 U	0.00046 U	0.00044 U
C16-BZ#138/#163	0.0029	0.0011	0.0028	0.00083 J
C16-BZ#141	0.00047 U	0.00045 U	0.00046 U	0.00044 U
C16-BZ#146	0.00083	0.00036 J	0.00077	0.00027 J
C16-BZ#147	0.00047 U	0.00045 U	0.00046 U	0.00044 U
C16-BZ#149	0.0016	0.00065	0.0013	0.00042 J
C16-BZ#151	0.00047 U	0.00045 U	0.00046 U	0.00044 U
C16-BZ#153	0.0031	0.0014	0.0028	0.00087
C16-BZ#154	0.00047 U	0.00045 U	0.00046 U	0.00044 U
C16-BZ#155	0.00047 U	0.00045 U	0.00046 U	0.00044 U
C16-BZ#156	0.00023 J	0.00045 U	0.00046 U	0.00044 U
C16-BZ#157	0.00047 U	0.00045 U	0.00046 U	0.00044 U
C16-BZ#158	0.00047 U	0.00045 U	0.00046 U	0.00044 U
C16-BZ#167/#128	0.00060 J	0.00091 U	0.00052 J	0.00088 U
C16-BZ#169	0.00047 U	0.00045 U	0.00046 U	0.00044 U
C17-BZ#170/#190	0.00093 U	0.00091 U	0.00093 U	0.00088 U
C17-BZ#171	0.00047 U	0.00045 U	0.00046 U	0.00044 U
C17-BZ#172	0.00047 U	0.00045 U	0.00046 U	0.00044 U
C17-BZ#173	0.00047 U	0.00045 U	0.00046 U	0.00044 U
C17-BZ#174	0.00047 U	0.00045 U	0.00046 U	0.00044 U
C17-BZ#175	0.00047 U	0.00045 U	0.00046 U	0.00044 U
C17-BZ#176	0.00047 U	0.00045 U	0.00046 U	0.00044 U
C17-BZ#177	0.00026 J	0.00045 U	0.00034 J	0.00044 U
C17-BZ#178	0.00047 U	0.00045 U	0.00046 U	0.00044 U
C17-BZ#180	0.00049	0.00045 U	0.00049	0.00044 U
C17-BZ#182/#187	0.00054 J	0.00091 U	0.00049 J	0.00088 U
C17-BZ#183	0.00047 U	0.00045 U	0.00046 U	0.00044 U
C17-BZ#184	0.00047 U	0.00045 U	0.00046 U	0.00044 U
C17-BZ#185	0.00047 U	0.00045 U	0.00046 U	0.00044 U
C17-BZ#188	0.00047 U	0.00045 U	0.00046 U	0.00044 U
C17-BZ#189	0.00047 U	0.00045 U	0.00046 U	0.00044 U
C17-BZ#191	0.00047 U	0.00045 U	0.00046 U	0.00044 U
C17-BZ#193	0.00047 U	0.00045 U	0.00046 U	0.00044 U
C18-BZ#194	0.00047 U	0.00045 U	0.00046 U	0.00044 U
C18-BZ#195	0.00047 U	0.00045 U	0.00046 U	0.00044 U
C18-BZ#196/203	0.00093 U	0.00091 U	0.00093 U	0.00088 U
C18-BZ#197	0.00047 U	0.00045 U	0.00046 U	0.00044 U
C18-BZ#199	0.00047 U	0.00045 U	0.00046 U	0.00044 U
C18-BZ#200	0.00047 U	0.00045 U	0.00046 U	0.00044 U
C18-BZ#201	0.00047 U	0.00045 U	0.00046 U	0.00044 U
C18-BZ#202	0.00047 U	0.00045 U	0.00046 U	0.00044 U
C18-BZ#205	0.00047 U	0.00045 U	0.00046 U	0.00044 U
C19-BZ#206	0.00047 U	0.00045 U	0.00046 U	0.00044 U
C19-BZ#207	0.00047 U	0.00045 U	0.00046 U	0.00044 U
C19-BZ#208	0.00047 U	0.00045 U	0.00046 U	0.00044 U
C10-BZ#209	0.00047 U	0.00045 U	0.00046 U	0.00044 U
Aroclor-1242	0.019 U	0.018 U	0.019 U	0.018 U
Aroclor-1248	0.019 U	0.018 U	0.019 U	0.018 U
Aroclor-1254	0.042	0.018 U	0.019 U	0.018 U
Aroclor-1260	0.019 U	0.018 U	0.019 U	0.018 U

TABLE 3A - SAMPLE DATA FOR BLACK SEA BASS (MG/KG WET WEIGHT) AREA II 2009

Parameter	Sample# Species Area Station Sample Date Units	NBH09-FF-A-2	NBH09-FF-B-2	NBH09-FF-C-2	NBH09-FF-D-2	NBH09-FF-E-2
		Black Sea Bass II Station A 5/18/2009	Black Sea Bass II Station B 6/4/2009	Black Sea Bass II Station C 5/18/2009	Black Sea Bass II Station D 6/1/2009	Black Sea Bass II Station E 6/4/2009
Lipids	PERCENT	0.98	1.2	1.1	1.2	1.4
Total PCB Congeners ¹	MG/KG	0.047 J1	0.059 J2	0.067 J2	0.64 J3	0.051 J1
Total PCB Congeners Hits ²	MG/KG	0.018	0.036	0.042	0.63	0.023
Total NOAA Congeners ³	MG/KG	0.018 J2	0.028 J3	0.033 J3	0.37 J4	0.020 J2
Total WHO Congeners ⁴	MG/KG	0.0056 J2	0.0079 J2	0.0099 J2	0.10 J4	0.0062 J2
Total NOAA / WHO Combined ⁵	MG/KG	0.020 J2	0.030 J2	0.035 J2	0.38 J4	0.022 J2
Total Aroclors ⁶	MG/KG	0.098 J2	0.12 J2	0.14 J2	0.97 J3	0.11 J2
C11-BZ#1	MG/KG	0.00049 UJ	0.00045 UJ	0.00048 UJ	0.00048 UJ	0.00049 UJ
C11-BZ#3	MG/KG	0.00049 U	0.00045 U	0.00048 U	0.00048 U	0.00049 U
C12-BZ#4/#10	MG/KG	0.00098 U	0.0009 U	0.00097 U	0.00053 J	0.00098 U
C12-BZ#5/#8	MG/KG	0.00098 U	0.0009 U	0.00097 U	0.00097 U	0.00098 U
C12-BZ#6	MG/KG	0.00049 U	0.00045 U	0.00048 U	0.00048 U	0.00049 U
C12-BZ#7	MG/KG	0.00049 U	0.00045 U	0.00048 U	0.00048 U	0.00049 U
C12-BZ#12/#13	MG/KG	0.00098 U	0.0009 U	0.00097 U	0.00097 U	0.00098 U
C12-BZ#15	MG/KG	0.00049 UJ	0.00045 UJ	0.00048 UJ	0.00048 UJ	0.00049 UJ
C13-BZ#16/#32	MG/KG	0.00098 U	0.0009 U	0.00097 U	0.00081 J	0.00098 U
C13-BZ#17	MG/KG	0.00049 U	0.00045 U	0.00048 U	0.00064 U	0.00049 U
C13-BZ#18	MG/KG	0.00059 U	0.00045 U	0.00048 U	0.0014 U	0.00051 U
C13-BZ#19	MG/KG	0.00049 U	0.00045 U	0.00048 U	0.00027 J	0.00049 U
C13-BZ#21/#33	MG/KG	0.00098 U	0.0009 U	0.00097 U	0.00097 U	0.00098 U
C13-BZ#22	MG/KG	0.00049 U	0.00045 U	0.00048 U	0.00025 J	0.00049 U
C13-BZ#24/#27	MG/KG	0.00098 U	0.0009 U	0.00097 U	0.00097 U	0.00098 U
C13-BZ#25	MG/KG	0.00049 U	0.00045 U	0.00048 U	0.00075 U	0.00049 U
C13-BZ#26	MG/KG	0.00059 U	0.00045 U	0.00048 U	0.0018 U	0.00049 U
C13-BZ#28/#31	MG/KG	0.0012 U	0.0009 U	0.00097 U	0.0093	0.00098 U
C13-BZ#29	MG/KG	0.00049 U	0.00045 U	0.00048 U	0.00048 U	0.00049 U
C13-BZ#37	MG/KG	0.00049 U	0.00045 U	0.00048 U	0.00048 U	0.00049 U
C14-BZ#40	MG/KG	0.00049 U	0.00045 U	0.00048 U	0.00066	0.00049 U
C14-BZ#41/#71	MG/KG	0.00098 U	0.0009 U	0.00097 U	0.0080	0.00098 U
C14-BZ#42	MG/KG	0.00049 U	0.00045 U	0.00048 U	0.0019	0.00049 U
C14-BZ#43/#49	MG/KG	0.00098 U	0.0009 U	0.0010 U	0.024	0.00098 U
C14-BZ#44	MG/KG	0.00037 J	0.00037 J	0.00040 J	0.0088	0.00029 J
C14-BZ#45	MG/KG	0.00049 U	0.00045 U	0.00048 U	0.00041 J	0.00049 U
C14-BZ#46	MG/KG	0.00049 U	0.00045 U	0.00048 U	0.00048 U	0.00049 U
C14-BZ#47/#48	MG/KG	0.00098 U	0.00048 J	0.00063 J	0.013	0.00098 U
C14-BZ#50	MG/KG	0.00049 U	0.00045 U	0.00048 U	0.00048 U	0.00049 U
C14-BZ#51	MG/KG	0.00049 U	0.00045 U	0.00048 U	0.00048 U	0.00049 U
C14-BZ#52	MG/KG	0.0013 U	0.0014 U	0.0017 U	0.039	0.00099 U
C14-BZ#53	MG/KG	0.00049 U	0.00045 U	0.00048 U	0.00030 J	0.00049 U
C14-BZ#54	MG/KG	0.00049 U	0.00045 U	0.00048 U	0.00048 U	0.00049 U
C14-BZ#56/#60	MG/KG	0.00098 U	0.0009 U	0.00097 U	0.0034	0.00098 U
C14-BZ#63	MG/KG	0.00049 U	0.00045 U	0.00048 U	0.0014	0.00049 U
C14-BZ#64	MG/KG	0.00049 U	0.00045 U	0.00048 U	0.00048 U	0.00049 U
C14-BZ#66	MG/KG	0.00044 J	0.00069	0.00075	0.015	0.00050
C14-BZ#70	MG/KG	0.00049 U	0.00045 U	0.00048 U	0.00041 J	0.00025 J
C14-BZ#74	MG/KG	0.00030 J	0.00051	0.00050	0.014	0.00031 J
C14-BZ#76	MG/KG	0.00049 U	0.00045 U	0.00048 U	0.00048 U	0.00049 U
C14-BZ#77	MG/KG	0.00049 U	0.00045 U	0.00048 U	0.00048 U	0.00049 U
C14-BZ#81	MG/KG	0.00049 U	0.00045 U	0.00048 U	0.00028 J	0.00049 U
C15-BZ#82	MG/KG	0.00049 U	0.00045 U	0.00048 U	0.0010	0.00049 U
C15-BZ#83	MG/KG	0.00049 U	0.00045 U	0.00048 U	0.0017	0.00049 U
C15-BZ#85	MG/KG	0.00049 U	0.00032 J	0.00036 J	0.0046	0.00049 U
C15-BZ#87	MG/KG	0.00030 J	0.00054	0.00064	0.0094	0.00033 J
C15-BZ#89	MG/KG	0.00049 U	0.00045 U	0.00048 U	0.00048 U	0.00049 U
C15-BZ#91	MG/KG	0.00049 U	0.00045 U	0.00048 U	0.0047	0.00049 U
C15-BZ#92	MG/KG	0.00046 J	0.00064	0.00079	0.011	0.00044 J
C15-BZ#95	MG/KG	0.00053 U	0.00069 U	0.00072 U	0.012	0.00059 U
C15-BZ#97	MG/KG	0.00049 U	0.00034 J	0.00042 J	0.0044	0.00024 J
C15-BZ#99	MG/KG	0.0010 U	0.00095 U	0.0014 U	0.023	0.00092 U
C15-BZ#100	MG/KG	0.00049 U	0.00045 U	0.00048 U	0.00025 J	0.00049 U
C15-BZ#101/#84	MG/KG	0.0016 U	0.0029	0.0030	0.045	0.0019 U
C15-BZ#104	MG/KG	0.00049 U	0.00045 U	0.00048 U	0.00048 U	0.00049 U
C15-BZ#105	MG/KG	0.00052	0.00081	0.0011	0.013	0.00069
C15-BZ#107	MG/KG	0.00031 J	0.00046	0.00067	0.0048	0.00039 J
C15-BZ#110	MG/KG	0.00066 U	0.00097 U	0.0010 U	0.023	0.00074 U

TABLE 3A - SAMPLE DATA FOR BLACK SEA BASS (MG/KG WET WEIGHT) AREA II 2009

Sample#	NBH09-FF-A-2	NBH09-FF-B-2	NBH09-FF-C-2	NBH09-FF-D-2	NBH09-FF-E-2
CI5-BZ#114	0.00049 U	0.00045 U	0.00048 U	0.00088	0.00049 U
CI5-BZ#118	0.0022	0.0039	0.0052	0.068	0.0027
CI5-BZ#119	0.00049 U	0.00023 J	0.00048 U	0.0034	0.00049 U
CI5-BZ#123	0.00049 U	0.00045 U	0.00048 U	0.0015	0.00049 U
CI5-BZ#124	0.00049 U	0.00045 U	0.00048 U	0.00048 U	0.00049 U
CI5-BZ#126	0.00049 U	0.00045 U	0.00048 U	0.00048 U	0.00049 U
CI6-BZ#129	0.00049 U	0.00045 U	0.00048 U	0.00061	0.00049 U
CI6-BZ#130	0.00049 U	0.00026 J	0.00032 J	0.0024	0.00049 U
CI6-BZ#131	0.00049 U	0.00045 U	0.00048 U	0.00048 U	0.00049 U
CI6-BZ#132/#168	0.00098 U	0.00090 U	0.00097 U	0.0036	0.00098 U
CI6-BZ#134	0.00049 U	0.00029 J	0.00034 J	0.0028	0.00026 J
CI6-BZ#135/#144	0.00098 U	0.00090 U	0.00097 U	0.0035	0.00098 U
CI6-BZ#136	0.00049 U	0.00045 U	0.00048 U	0.0014	0.00049 U
CI6-BZ#137	0.00049 U	0.00045 U	0.00048 U	0.0027	0.00049 U
CI6-BZ#138/#163	0.0029	0.0044	0.0056	0.051	0.0034
CI6-BZ#141	0.00049 U	0.00045 U	0.00048 U	0.0028	0.00049 U
CI6-BZ#146	0.00094	0.0015	0.0018	0.012	0.0012
CI6-BZ#147	0.00049 U	0.00045 U	0.00048 U	0.0023	0.00049 U
CI6-BZ#149	0.0011 U	0.0017	0.0016	0.020	0.0013 U
CI6-BZ#151	0.00039 J	0.0005	0.00048 J	0.0048	0.00045 J
CI6-BZ#153	0.0048	0.0080	0.0098	0.086	0.0055
CI6-BZ#154	0.00049 U	0.00045 U	0.00048 U	0.00072	0.00049 U
CI6-BZ#155	0.00049 U	0.00045 U	0.0005 U	0.00048 U	0.00049 U
CI6-BZ#156	0.00049 U	0.00034 J	0.0005 J	0.0050	0.00024 J
CI6-BZ#157	0.00049 U	0.00045 U	0.00048 U	0.0011	0.00049 U
CI6-BZ#158	0.00049 U	0.00028 J	0.00032 J	0.0054	0.00024 J
CI6-BZ#167/#128	0.00060 J	0.0011	0.0013	0.012	0.00065 J
CI6-BZ#169	0.00049 U	0.00045 U	0.00048 U	0.00048 U	0.00049 U
CI7-BZ#170/#190	0.00098 U	0.00061 J	0.00061 J	0.0042	0.00054 J
CI7-BZ#171	0.00049 U	0.000 U	0.00048 U	0.00080	0.00049 U
CI7-BZ#172	0.00049 U	0.00045 U	0.00048 U	0.00067	0.00049 U
CI7-BZ#173	0.00049 U	0.00045 U	0.00048 U	0.00048 U	0.00049 U
CI7-BZ#174	0.00049 U	0.00045 U	0.00048 U	0.0012	0.00049 U
CI7-BZ#175	0.00049 U	0.00045 U	0.00048 U	0.00048 U	0.00049 U
CI7-BZ#176	0.00049 U	0.00045 U	0.00048 U	0.00048 U	0.00049 U
CI7-BZ#177	0.00029 J	0.00041 J	0.00042 J	0.0018	0.00044 J
CI7-BZ#178	0.00034 J	0.00038 J	0.00039 J	0.0013	0.00039 J
CI7-BZ#180	0.00075	0.0011	0.0013	0.0079	0.00097
CI7-BZ#182/#187	0.0012	0.0016	0.0016	0.0073	0.0017
CI7-BZ#183	0.00039 J	0.00054	0.00054	0.0031	0.00052
CI7-BZ#184	0.00049 U	0.00045 U	0.00048 U	0.00048 U	0.00049 U
CI7-BZ#185	0.00049 U	0.00045 U	0.00048 U	0.00048 U	0.00049 U
CI7-BZ#188	0.00049 U	0.00045 U	0.00048 U	0.00048 U	0.00049 U
CI7-BZ#189	0.00049 U	0.00045 U	0.00048 U	0.00029 J	0.00049 U
CI7-BZ#191	0.00049 U	0.00045 U	0.00048 U	0.00026 J	0.00049 U
CI7-BZ#193	0.00049 U	0.00045 U	0.00048 U	0.00061	0.00049 U
CI8-BZ#194	0.00049 U	0.00026 J	0.00048 U	0.00091	0.00049 U
CI8-BZ#195	0.00049 U	0.00045 U	0.00048 U	0.00032 J	0.00049 U
CI8-BZ#196/203	0.00098 U	0.00090 U	0.00097 U	0.0012	0.00098 U
CI8-BZ#197	0.00049 U	0.00045 U	0.00048 U	0.00048 U	0.00049 U
CI8-BZ#199	0.00049 U	0.00045 U	0.00048 U	0.00048 U	0.00049 U
CI8-BZ#200	0.00049 U	0.00045 U	0.00048 U	0.00048 U	0.00049 U
CI8-BZ#201	0.00025 J	0.00039 J	0.00035 J	0.00093	0.00043 J
CI8-BZ#202	0.00049 U	0.00045 U	0.00048 U	0.00046 J	0.00032 J
CI8-BZ#205	0.00049 U	0.00045 U	0.00048 U	0.00048 U	0.00049 U
CI9-BZ#206	0.00049 U	0.00045 U	0.00048 U	0.00045 J	0.00049 U
CI9-BZ#207	0.00049 U	0.00045 U	0.00048 U	0.00048 U	0.00049 U
CI9-BZ#208	0.00049 U	0.00045 U	0.00048 U	0.00048 U	0.00049 U
CI10-BZ#209	0.00049 U	0.00045 U	0.00048 U	0.00048 U	0.00049 U
Aroclor-1242	0.020 U	0.018 U	0.019 U	0.019 U	0.020 U
Aroclor-1248	0.020 U	0.018 U	0.019 U	0.0193 U	0.020 U
Aroclor-1254	0.069	0.091	0.11	0.94	0.080
Aroclor-1260	0.020 U	0.018 U	0.019 U	0.019 U	0.020 U

TABLE 3B - SAMPLE DATA FOR BLACK SEA BASS (MG/KG WET WEIGHT) AREA III 2009

Parameter	Sample# Species Area Station Sample Date Units	NBH09-FF-A-3	NBH09-FF-B-3	NBH09-FF-C-3	NBH09-FF-D-3	NBH09-FF-E-3_Bass
		Black Sea Bass III Station A 5/26/2009	Black Sea Bass III Station B 5/26/2009	Black Sea Bass III Station C 5/26/2009	Black Sea Bass III Station D 5/26/2009	Black Sea Bass III Station E 5/29/2009
Lipids	PERCENT	2.4	1.0	2.4	1.5	1.0
Total PCB Congeners ¹	MG/KG	0.11 J2	0.10 J2	0.059 J2	0.054 J2	0.049 J1
Total PCB Congeners Hits ²	MG/KG	0.087	0.077	0.034	0.028	0.025
Total NOAA Congeners ³	MG/KG	0.059 J3	0.055 J3	0.029 J3	0.025 J2	0.021 J2
Total WHO Congeners ⁴	MG/KG	0.016 J3	0.015 J2	0.0087 J2	0.0074 J2	0.0067 J2
Total NOAA / WHO Combined ⁵	MG/KG	0.061 J3	0.057 J3	0.031 J2	0.027 J2	0.023 J2
Total Aroclors ⁶	MG/KG	0.20 J2	0.18 J2	0.13 J2	0.14 J2	0.12 J2
C11-BZ#1	MG/KG	0.00046 UJ	0.00050 UJ	0.00046 UJ	0.00045 UJ	0.00045 UJ
C11-BZ#3	MG/KG	0.00046 U	0.00050 U	0.00046 U	0.00045 U	0.00045 U
C12-BZ#4/#10	MG/KG	0.00092 U	0.0010 U	0.00091 U	0.00089 U	0.00089 U
C12-BZ#5/#8	MG/KG	0.00092 U	0.0010 U	0.00091 U	0.00089 U	0.00089 U
C12-BZ#6	MG/KG	0.00046 U	0.00050 U	0.00046 U	0.00045 U	0.00045 U
C12-BZ#7	MG/KG	0.00046 U	0.00050 U	0.00046 U	0.00045 U	0.00045 U
C12-BZ#12/#13	MG/KG	0.00092 U	0.0010 U	0.00091 U	0.00089 U	0.00089 U
C12-BZ#15	MG/KG	0.00046 UJ	0.00050 UJ	0.00046 UJ	0.00045 UJ	0.00045 UJ
C13-BZ#16/#32	MG/KG	0.00092 U	0.0010 U	0.00091 U	0.00089 U	0.00089 U
C13-BZ#17	MG/KG	0.00046 U	0.00050 U	0.00046 U	0.00045 U	0.00045 U
C13-BZ#18	MG/KG	0.00046 U	0.00074 U	0.00046 U	0.00045 U	0.00045 U
C13-BZ#19	MG/KG	0.00046 U	0.00050 U	0.00046 U	0.00045 U	0.00045 U
C13-BZ#21/#33	MG/KG	0.00092 U	0.0010 U	0.00091 U	0.00089 U	0.00089 U
C13-BZ#22	MG/KG	0.00046 U	0.00050 U	0.00046 U	0.00045 U	0.00045 U
C13-BZ#24/#27	MG/KG	0.00092 U	0.0010 U	0.00091 U	0.00089 U	0.00089 U
C13-BZ#25	MG/KG	0.00046 U	0.00069 U	0.00046 U	0.00045 U	0.00045 U
C13-BZ#26	MG/KG	0.00063 U	0.00060 U	0.00046 U	0.00045 U	0.00045 U
C13-BZ#28/#31	MG/KG	0.0016 U	0.0016 U	0.00091 U	0.00089 U	0.00089 U
C13-BZ#29	MG/KG	0.00046 U	0.00050 U	0.00046 U	0.00045 U	0.00045 U
C13-BZ#37	MG/KG	0.00046 U	0.00050 U	0.00046 U	0.00045 U	0.00045 U
C14-BZ#40	MG/KG	0.00046 U	0.00050 U	0.00046 U	0.00045 U	0.00045 U
C14-BZ#41/#71	MG/KG	0.00066 J	0.0010 U	0.00091 U	0.00089 U	0.00089 U
C14-BZ#42	MG/KG	0.00046 U	0.00050 U	0.00046 U	0.00045 U	0.00045 U
C14-BZ#43/#49	MG/KG	0.0021 U	0.0015 U	0.00091 U	0.00089 U	0.00089 U
C14-BZ#44	MG/KG	0.00087	0.00061	0.00026 J	0.00045 U	0.00024 J
C14-BZ#45	MG/KG	0.00046 U	0.00050 U	0.00046 U	0.00045 U	0.00045 U
C14-BZ#46	MG/KG	0.00046 U	0.00050 U	0.00046 U	0.00045 U	0.00045 U
C14-BZ#47/#48	MG/KG	0.0012	0.00079 J	0.00091 U	0.00089 U	0.00089 U
C14-BZ#50	MG/KG	0.00046 U	0.00050 U	0.00046 U	0.00045 U	0.00045 U
C14-BZ#51	MG/KG	0.00046 U	0.00050 U	0.00046 U	0.00045 U	0.00045 U
C14-BZ#52	MG/KG	0.0033 U	0.0025 U	0.0011 U	0.00070 U	0.00078 U
C14-BZ#53	MG/KG	0.00046 U	0.00050 U	0.00046 U	0.00045 U	0.00045 U
C14-BZ#54	MG/KG	0.00046 U	0.00050 U	0.00046 U	0.00045 U	0.00045 U
C14-BZ#56/#60	MG/KG	0.00092 U	0.0010 U	0.00091 U	0.00089 U	0.00089 U
C14-BZ#63	MG/KG	0.00046 U	0.00050 U	0.00046 U	0.00045 U	0.00045 U
C14-BZ#64	MG/KG	0.00046 U	0.00050 U	0.00046 U	0.00045 U	0.00045 U
C14-BZ#66	MG/KG	0.0018	0.0011	0.00061	0.00049	0.00051
C14-BZ#70	MG/KG	0.00060	0.00045 J	0.00046 U	0.00045 U	0.00045 U
C14-BZ#74	MG/KG	0.0011	0.00083	0.00043 J	0.00031 J	0.00030 J
C14-BZ#76	MG/KG	0.00046 U	0.00050 U	0.00046 U	0.00045 U	0.00045 U
C14-BZ#77	MG/KG	0.00046 U	0.00050 U	0.00046 U	0.00045 U	0.00045 U
C14-BZ#81	MG/KG	0.00046 U	0.00050 U	0.00046 U	0.00045 U	0.00045 U
C15-BZ#82	MG/KG	0.00030 J	0.00050 U	0.00046 U	0.00045 U	0.00045 U
C15-BZ#83	MG/KG	0.00036 J	0.00050 U	0.00046 U	0.00045 U	0.00045 U
C15-BZ#85	MG/KG	0.00070	0.00048 J	0.00046 U	0.00045 U	0.00023 J
C15-BZ#87	MG/KG	0.0011	0.00098	0.00047	0.00035 J	0.00045
C15-BZ#89	MG/KG	0.00046 U	0.00050 U	0.00046 U	0.00045 U	0.00045 U
C15-BZ#91	MG/KG	0.00055	0.00029 J	0.00046 U	0.00045 U	0.00045 U
C15-BZ#92	MG/KG	0.0016	0.0013	0.00066	0.00054	0.00042 J
C15-BZ#95	MG/KG	0.0016 U	0.0012 U	0.00059 U	0.00045 U	0.00045 U
C15-BZ#97	MG/KG	0.00086	0.00048 J	0.00024 J	0.00045 U	0.00045 U
C15-BZ#99	MG/KG	0.0026	0.0026 J	0.0013 U	0.00090 U	0.00093 U
C15-BZ#100	MG/KG	0.00046 U	0.00050 U	0.00046 U	0.00045 U	0.00045 U
C15-BZ#101/#84	MG/KG	0.0063	0.0052 J	0.0027	0.0021 U	0.0019 U
C15-BZ#104	MG/KG	0.00046 U	0.00050 U	0.00046 U	0.00045 U	0.00045 U
C15-BZ#105	MG/KG	0.0019	0.0017	0.00096	0.00076	0.00070
C15-BZ#107	MG/KG	0.0012	0.0011	0.00053	0.00053	0.00039 J
C15-BZ#110	MG/KG	0.0026	0.0014 U	0.00069 U	0.00061 U	0.00058 U

TABLE 3B - SAMPLE DATA FOR BLACK SEA BASS (MG/KG WET WEIGHT) AREA III 2009

	Sample#	NBH09-FF-A-3	NBH09-FF-B-3	NBH09-FF-C-3	NBH09-FF-D-3	NBH09-FF-E-3 Bass
C15-BZ#114	MG/KG	0.00046 U	0.00050 U	0.00046 U	0.00045 U	0.00045 U
C15-BZ#118	MG/KG	0.0095	0.0085 J	0.0045	0.0036	0.0030
C15-BZ#119	MG/KG	0.00043 J	0.00026 J	0.00046 U	0.00045 U	0.00045 U
C15-BZ#123	MG/KG	0.00046 U	0.00050 U	0.00046 U	0.00045 U	0.00045 U
C15-BZ#124	MG/KG	0.00046 U	0.00050 U	0.00046 U	0.00045 U	0.00045 U
C15-BZ#126	MG/KG	0.00046 U	0.00050 U	0.00046 U	0.00045 U	0.00045 U
C16-BZ#129	MG/KG	0.00046 U	0.00050 U	0.00046 U	0.00045 U	0.00045 U
C16-BZ#130	MG/KG	0.00055	0.00063	0.00028 J	0.00025 J	0.00045 U
C16-BZ#131	MG/KG	0.00046 U	0.00050 U	0.00046 U	0.00045 U	0.00045 U
C16-BZ#132/#168	MG/KG	0.00064 J	0.0010 U	0.00091 U	0.00089 U	0.00089 U
C16-BZ#134	MG/KG	0.00059	0.00054	0.00027 J	0.00025 J	0.00024 J
C16-BZ#135/#144	MG/KG	0.00066 J	0.00058 J	0.00091 U	0.00089 U	0.00089 U
C16-BZ#136	MG/KG	0.00046 U	0.00050 U	0.00046 U	0.00045 U	0.00045 U
C16-BZ#137	MG/KG	0.00032 J	0.00028 J	0.00046 U	0.00045 U	0.00045 U
C16-BZ#138/#163	MG/KG	0.010	0.0097 J	0.0050	0.0044	0.0036
C16-BZ#141	MG/KG	0.00037 J	0.00039 J	0.00046 U	0.00045 U	0.00045 U
C16-BZ#146	MG/KG	0.0032	0.0032 J	0.0015	0.0015	0.0012
C16-BZ#147	MG/KG	0.00031 J	0.00033 J	0.00046 U	0.00045 U	0.00045 U
C16-BZ#149	MG/KG	0.0033	0.0027 J	0.0013 U	0.0013 U	0.0011 U
C16-BZ#151	MG/KG	0.00092	0.0011	0.00051	0.00044 J	0.00035 J
C16-BZ#153	MG/KG	0.017	0.016 J	0.0086	0.0078	0.0063
C16-BZ#154	MG/KG	0.00046 U	0.00050 U	0.00046 U	0.00045 U	0.00045 U
C16-BZ#155	MG/KG	0.00046 U	0.00050 U	0.00046 U	0.00045 U	0.00045 U
C16-BZ#156	MG/KG	0.00079	0.00069	0.00040 J	0.00034 J	0.00031 J
C16-BZ#157	MG/KG	0.00027 J	0.00050 U	0.00046 U	0.00045 U	0.00045 U
C16-BZ#158	MG/KG	0.00059	0.00049 J	0.00026 J	0.00026 J	0.00022 J
C16-BZ#167/#128	MG/KG	0.0022	0.0020	0.0011	0.00095	0.00083 J
C16-BZ#169	MG/KG	0.00046 U	0.00050 U	0.00046 U	0.00045 U	0.00045 U
C17-BZ#170/#190	MG/KG	0.00097	0.0010	0.00054 J	0.00054 J	0.00052 J
C17-BZ#171	MG/KG	0.00046 U	0.00050 U	0.00046 U	0.00045 U	0.00045 U
C17-BZ#172	MG/KG	0.00046 U	0.00050 U	0.00046 U	0.00045 U	0.00045 U
C17-BZ#173	MG/KG	0.00046 U	0.00050 U	0.00046 U	0.00045 U	0.00045 U
C17-BZ#174	MG/KG	0.00033 J	0.00029 J	0.00046 U	0.00045 U	0.00022 J
C17-BZ#175	MG/KG	0.00046 U	0.00050 U	0.00046 U	0.00045 U	0.00045 U
C17-BZ#176	MG/KG	0.00046 U	0.00050 U	0.00046 U	0.00045 U	0.00045 U
C17-BZ#177	MG/KG	0.00064	0.00081	0.00038 J	0.00038 J	0.00037 J
C17-BZ#178	MG/KG	0.00061	0.00079	0.00034 J	0.00040 J	0.00030 J
C17-BZ#180	MG/KG	0.0019	0.0021 J	0.0010	0.0011	0.0011
C17-BZ#182/#187	MG/KG	0.0025	0.0033	0.0015	0.0017	0.0014
C17-BZ#183	MG/KG	0.00081	0.0011	0.00047	0.00054	0.00046
C17-BZ#184	MG/KG	0.00046 U	0.00050 U	0.00046 U	0.00045 U	0.00045 U
C17-BZ#185	MG/KG	0.00046 U	0.00050 U	0.00046 U	0.00045 U	0.00045 U
C17-BZ#188	MG/KG	0.00046 U	0.00050 U	0.00046 U	0.00045 U	0.00045 U
C17-BZ#189	MG/KG	0.00046 U	0.00050 U	0.00046 U	0.00045 U	0.00045 U
C17-BZ#191	MG/KG	0.00046 U	0.00050 U	0.00046 U	0.00045 U	0.00045 U
C17-BZ#193	MG/KG	0.00046 U	0.00050 U	0.00046 U	0.00045 U	0.00045 U
C18-BZ#194	MG/KG	0.00033 J	0.00053	0.00046 U	0.00045 U	0.00028 J
C18-BZ#195	MG/KG	0.00046 U	0.00050 U	0.00046 U	0.00045 U	0.00045 U
C18-BZ#196/203	MG/KG	0.00092 U	0.00052 J	0.00091 U	0.00089 U	0.00089 U
C18-BZ#197	MG/KG	0.00046 U	0.00050 U	0.00046 U	0.00045 U	0.00045 U
C18-BZ#199	MG/KG	0.00046 U	0.00050 U	0.00046 U	0.00045 U	0.00045 U
C18-BZ#200	MG/KG	0.00046 U	0.00050 U	0.00046 U	0.00045 U	0.00045 U
C18-BZ#201	MG/KG	0.00053	0.00064	0.00035 J	0.00039 J	0.00044 J
C18-BZ#202	MG/KG	0.00030 J	0.00060	0.00046 U	0.00029 J	0.00045 U
C18-BZ#205	MG/KG	0.00046 U	0.00050 U	0.00046 U	0.00045 U	0.00045 U
C19-BZ#206	MG/KG	0.00026 J	0.00040 J	0.00026 J	0.00030 J	0.00025 J
C19-BZ#207	MG/KG	0.00046 U	0.00050 U	0.00046 U	0.00045 U	0.00045 U
C19-BZ#208	MG/KG	0.00046 U	0.00050 U	0.00046 U	0.00045 U	0.00045 U
C10-BZ#209	MG/KG	0.00046 U	0.00050 U	0.00046 U	0.00045 U	0.00045 U
Aroclor-1242	MG/KG	0.018 U	0.020 U	0.018 U	0.018 U	0.018 U
Aroclor-1248	MG/KG	0.018 U	0.020 U	0.018 U	0.018 U	0.018 U
Aroclor-1254	MG/KG	0.17	0.15 J	0.10	0.11	0.090
Aroclor-1260	MG/KG	0.018 U	0.020 U	0.018 U	0.018 U	0.018 U

TABLE 4A - SAMPLE DATA FOR SCUP (MG/KG WET WEIGHT) AREA II 2009

Parameter	Sample# Species Area Station Sample Date Units	NBH09-FF-A-2	NBH09-FF-B-2	NBH09-FF-C-2	NBH09-FF-D-2	NBH09-FF-E-2
		Scup II Station A 5/26/2009	Scup II Station B 5/26/2009	Scup II Station C 5/29/2009	Scup II Station D 5/26/2009	Scup II Station E 5/26/2009
Lipids	PERCENT	1.3	1.3	0.99	1.2	1.1
Total PCB Congeners ¹	MG/KG	0.53 J3	0.79 J3	0.16 J3	0.39 J3	0.40 J3
Total PCB Congeners Hits ²	MG/KG	0.52	0.78	0.15	0.38	0.39
Total NOAA Congeners ³	MG/KG	0.32 J4	0.45 J4	0.088 J4	0.23 J4	0.25 J4
Total WHO Congeners ⁴	MG/KG	0.086 J4	0.12 J4	0.021 J3	0.064 J3	0.069 J3
Total NOAA / WHO Combined ⁵	MG/KG	0.32 J4	0.46 J4	0.091 J3	0.24 J4	0.26 J4
Total Aroclors ⁶	MG/KG	0.90 J3	1.2 J3	0.27 J2	0.66 J3	0.77 J3
C1-BZ#1	MG/KG	0.00047 UJ	0.00046 UJ	0.00047 UJ	0.00044 UJ	0.00044 UJ
C1-BZ#3	MG/KG	0.00047 U	0.00046 U	0.00047 U	0.00044 U	0.00044 U
C12-BZ#4/#10	MG/KG	0.00094 U	0.00091 U	0.00095 U	0.00087 U	0.00088 U
C12-BZ#5/#8	MG/KG	0.00094 U	0.00091 U	0.00095 U	0.00087 U	0.00088 U
C12-BZ#6	MG/KG	0.00047 U	0.00046 U	0.00047 U	0.00044 U	0.00026 J
C12-BZ#7	MG/KG	0.00047 U	0.00046 U	0.00047 U	0.00044 U	0.00044 U
C12-BZ#12/#13	MG/KG	0.00094 U	0.00091 U	0.00095 U	0.00087 U	0.00088 U
C12-BZ#15	MG/KG	0.00047 UJ	0.00046 UJ	0.00047 UJ	0.00044 UJ	0.00044 UJ
C13-BZ#16/#32	MG/KG	0.00047 J	0.00091 U	0.00095 U	0.00087 U	0.00049 J
C13-BZ#17	MG/KG	0.00042 J	0.00035 J	0.00031 J	0.00056	0.00062
C13-BZ#18	MG/KG	0.00086 J	0.00070 J	0.00074 J	0.0010 J	0.0012 J
C13-BZ#19	MG/KG	0.00047 U	0.00046 U	0.00047 U	0.00044 U	0.00044 U
C13-BZ#21/#33	MG/KG	0.00094 U	0.00091 U	0.00095 U	0.00087 U	0.00088 U
C13-BZ#22	MG/KG	0.00025 J	0.00030 J	0.00047 U	0.00026 J	0.00026 J
C13-BZ#24/#27	MG/KG	0.00094 U	0.00091 U	0.00095 U	0.00087 U	0.00088 U
C13-BZ#25	MG/KG	0.00069	0.00060	0.00041 J	0.00059	0.00073
C13-BZ#26	MG/KG	0.0022	0.0026	0.00088	0.0020	0.0017
C13-BZ#28/#31	MG/KG	0.0046	0.0053	0.0021	0.0072	0.0046
C13-BZ#29	MG/KG	0.00047 U	0.00046 U	0.00047 U	0.00044 U	0.00044 U
C13-BZ#37	MG/KG	0.00047 U	0.00046 U	0.00047 U	0.00044 U	0.00044 U
C14-BZ#40	MG/KG	0.00035 J	0.00046 U	0.00047 U	0.00044 U	0.00025 J
C14-BZ#41/#71	MG/KG	0.0049	0.0080	0.0010	0.0044	0.0024
C14-BZ#42	MG/KG	0.00047	0.0026	0.00030 J	0.00069	0.00048
C14-BZ#43/#49	MG/KG	0.014	0.033	0.0042	0.014	0.0084
C14-BZ#44	MG/KG	0.0016	0.0020	0.00097	0.0014	0.0013
C14-BZ#45	MG/KG	0.00047 U	0.00046 U	0.00047 U	0.00044 U	0.00044 U
C14-BZ#46	MG/KG	0.00047 U	0.00046 U	0.00047 U	0.00044 U	0.00044 U
C14-BZ#47/#48	MG/KG	0.011	0.019	0.0024	0.0094	0.0070
C14-BZ#50	MG/KG	0.00047 U	0.00046 U	0.00047 U	0.00044 U	0.00044 U
C14-BZ#51	MG/KG	0.00047 U	0.00046 U	0.00047 U	0.00044 U	0.00044 U
C14-BZ#52	MG/KG	0.017	0.026	0.0043	0.014	0.0081
C14-BZ#53	MG/KG	0.00047 U	0.00046 U	0.00047 U	0.00044 U	0.00025 J
C14-BZ#54	MG/KG	0.00047 U	0.00046 U	0.00047 U	0.00044 U	0.00044 U
C14-BZ#56/#60	MG/KG	0.0022	0.0023	0.00062 J	0.0022	0.0015
C14-BZ#63	MG/KG	0.0012	0.0016	0.00024 J	0.00093	0.00070
C14-BZ#64	MG/KG	0.00040 J	0.00046 U	0.00034 J	0.00044 U	0.00041 J
C14-BZ#66	MG/KG	0.012	0.021	0.0029	0.012	0.0087
C14-BZ#70	MG/KG	0.00082	0.00048	0.00066	0.00040 J	0.00065
C14-BZ#74	MG/KG	0.0081	0.011	0.0017	0.0085	0.0061
C14-BZ#76	MG/KG	0.00047 U	0.00046 U	0.00047 U	0.00044 U	0.00044 U
C14-BZ#77	MG/KG	0.00047 U	0.00046 U	0.00047 U	0.00044 U	0.00044 U
C14-BZ#81	MG/KG	0.00047 U	0.00046 U	0.00047 U	0.00044 U	0.00044 U
C15-BZ#82	MG/KG	0.00047	0.00070	0.00047 U	0.00044 U	0.00034 J
C15-BZ#83	MG/KG	0.00030 J	0.00046 U	0.00047 U	0.00044 U	0.00044 U
C15-BZ#85	MG/KG	0.0058	0.0077	0.0012	0.0027	0.0030
C15-BZ#87	MG/KG	0.0063	0.010	0.0017	0.0039	0.0031
C15-BZ#89	MG/KG	0.00047 U	0.00046 U	0.00047 U	0.00044 U	0.00044 U
C15-BZ#91	MG/KG	0.0031	0.0074	0.0011	0.0023	0.0014
C15-BZ#92	MG/KG	0.0019	0.0023	0.00089	0.0013	0.0011
C15-BZ#95	MG/KG	0.0049	0.0070	0.0017	0.0031	0.0023
C15-BZ#97	MG/KG	0.0064	0.015	0.0020	0.0040	0.0035
C15-BZ#99	MG/KG	0.040	0.084	0.011	0.030	0.031
C15-BZ#100	MG/KG	0.00066	0.0018	0.00047 U	0.00055	0.00047
C15-BZ#101/#84	MG/KG	0.047	0.089	0.011	0.028	0.027
C15-BZ#104	MG/KG	0.00047 U	0.00046 U	0.00047 U	0.00044 U	0.00044 U
C15-BZ#105	MG/KG	0.011	0.014	0.0023	0.0075	0.0073
C15-BZ#107	MG/KG	0.0045	0.0065	0.0013	0.0030	0.0035
C15-BZ#110	MG/KG	0.012	0.018	0.0033	0.0074	0.0045

TABLE 4A - SAMPLE DATA FOR SCUP (MG/KG WET WEIGHT) AREA II 2009

	Sample#	NBH09-FF-A-2	NBH09-FF-B-2	NBH09-FF-C-2	NBH09-FF-D-2	NBH09-FF-E-2
CI5-BZ#114	MG/KG	0.00057	0.00091	0.00047 U	0.00047	0.00041 J
CI5-BZ#118	MG/KG	0.053	0.082	0.012	0.041	0.044
CI5-BZ#119	MG/KG	0.0023	0.0059	0.00075	0.0019	0.0015
CI5-BZ#123	MG/KG	0.0012	0.0020	0.00041 J	0.0011	0.0010
CI5-BZ#124	MG/KG	0.00047 U	0.00024 J	0.00047 U	0.00044 U	0.00044 U
CI5-BZ#126	MG/KG	0.00039 J	0.00046 UJ	0.00047 UJ	0.00044 UJ	0.00044 UJ
CI6-BZ#129	MG/KG	0.00026 J	0.00034 J	0.00047 U	0.00044 U	0.00044 U
CI6-BZ#130	MG/KG	0.0011	0.0013	0.00047	0.00069	0.00061
CI6-BZ#131	MG/KG	0.00047 U	0.00046 U	0.00047 U	0.00044 U	0.00044 U
CI6-BZ#132/#168	MG/KG	0.00093 J	0.00084 J	0.00065 J	0.00068 J	0.00071 J
CI6-BZ#134	MG/KG	0.00047	0.00039 J	0.00035 J	0.00034 J	0.00034 J
CI6-BZ#135/#144	MG/KG	0.0012	0.0014	0.00050 J	0.00063 J	0.00066 J
CI6-BZ#136	MG/KG	0.00066	0.00095	0.00031 J	0.00039 J	0.00034 J
CI6-BZ#137	MG/KG	0.0026	0.0037	0.00058	0.0015	0.0017
CI6-BZ#138/#163	MG/KG	0.049	0.059	0.014	0.027	0.037
CI6-BZ#141	MG/KG	0.0014	0.0019	0.00048	0.00081	0.00066
CI6-BZ#146	MG/KG	0.012	0.015	0.0040	0.0091	0.011
CI6-BZ#147	MG/KG	0.0019	0.0027	0.00059	0.0013	0.0011
CI6-BZ#149	MG/KG	0.013	0.017	0.0048	0.0081	0.0066
CI6-BZ#151	MG/KG	0.0016	0.0019	0.00084	0.0011	0.00087
CI6-BZ#153	MG/KG	0.085	0.11	0.024	0.068	0.082
CI6-BZ#154	MG/KG	0.0013	0.0028	0.00052	0.0011	0.0012
CI6-BZ#155	MG/KG	0.00047 U	0.00046 U	0.00047 U	0.00044 U	0.00044 U
CI6-BZ#156	MG/KG	0.0049	0.0059	0.0012	0.0031	0.0038
CI6-BZ#157	MG/KG	0.0011	0.0012	0.00030 J	0.00079	0.00092
CI6-BZ#158	MG/KG	0.0057	0.0079	0.0011	0.0024	0.0031
CI6-BZ#167/#128	MG/KG	0.013	0.017	0.0033	0.0083	0.010
CI6-BZ#169	MG/KG	0.00047 U	0.00046 U	0.00047 U	0.00044 U	0.00044 U
CI7-BZ#170/#190	MG/KG	0.0053	0.0065	0.0016	0.0034	0.0048
CI7-BZ#171	MG/KG	0.0013	0.0017	0.00050	0.00077	0.0012
CI7-BZ#172	MG/KG	0.00059	0.00059	0.00047 U	0.00038 J	0.00041 J
CI7-BZ#173	MG/KG	0.00047 U	0.00046 U	0.00047 U	0.00044 U	0.00044 U
CI7-BZ#174	MG/KG	0.00038 J	0.00034 J	0.00026 J	0.00023 J	0.00025 J
CI7-BZ#175	MG/KG	0.00026 J	0.00025 J	0.00047 U	0.00044 U	0.00044 U
CI7-BZ#176	MG/KG	0.00047 U	0.00046 U	0.00047 U	0.00044 U	0.00044 U
CI7-BZ#177	MG/KG	0.00054	0.00055	0.00047 J	0.00043 J	0.00037 J
CI7-BZ#178	MG/KG	0.00034 J	0.00035 J	0.00033 J	0.00031 J	0.00030 J
CI7-BZ#180	MG/KG	0.0094	0.010	0.0033	0.0063	0.0088
CI7-BZ#182/#187	MG/KG	0.0064	0.0070	0.0035	0.0051	0.0060
CI7-BZ#183	MG/KG	0.0034	0.0039	0.0015	0.0023	0.0031
CI7-BZ#184	MG/KG	0.00047 U	0.00046 U	0.00047 U	0.00044 U	0.00044 U
CI7-BZ#185	MG/KG	0.00047 U	0.00046 U	0.00047 U	0.00044 U	0.00044 U
CI7-BZ#188	MG/KG	0.00047 U	0.00046 U	0.00047 U	0.00044 U	0.00044 U
CI7-BZ#189	MG/KG	0.00031 J	0.00040 J	0.00047 U	0.00022 J	0.00044
CI7-BZ#191	MG/KG	0.00031 J	0.00033 J	0.00047 U	0.00022 J	0.00026 J
CI7-BZ#193	MG/KG	0.00045 J	0.00049	0.00047 U	0.00041 J	0.00041 J
CI8-BZ#194	MG/KG	0.0014	0.0015	0.00070	0.0011	0.0014
CI8-BZ#195	MG/KG	0.00037 J	0.00044 J	0.00047 U	0.00031 J	0.00046
CI8-BZ#196/203	MG/KG	0.0014	0.0015	0.00072 J	0.0012	0.0015
CI8-BZ#197	MG/KG	0.00047 U	0.00046 U	0.00047 U	0.00044 U	0.00044 U
CI8-BZ#199	MG/KG	0.00047 U	0.00046 U	0.00047 U	0.00044 U	0.00044 U
CI8-BZ#200	MG/KG	0.00047 U	0.00027 J	0.00026 J	0.00044 U	0.00028 J
CI8-BZ#201	MG/KG	0.00060	0.00068	0.00059	0.00046	0.00060
CI8-BZ#202	MG/KG	0.00047 U	0.00027 J	0.00035 J	0.00044 U	0.00024 J
CI8-BZ#205	MG/KG	0.00047 U	0.00046 U	0.00047 U	0.00044 U	0.00044 U
CI9-BZ#206	MG/KG	0.00060	0.00062	0.00055	0.00069	0.00073
CI9-BZ#207	MG/KG	0.00047 U	0.00046 U	0.00047 U	0.00044 U	0.00044 U
CI9-BZ#208	MG/KG	0.00047 U	0.00046 U	0.00031 J	0.00044 U	0.00044 U
CI10-BZ#209	MG/KG	0.00047 U	0.00027 J	0.00034 J	0.00044 U	0.00034 J
Aroclor-1242	MG/KG	0.019 U	0.018 U	0.019 U	0.017 U	0.018 U
Aroclor-1248	MG/KG	0.019 U	0.018 U	0.019 U	0.017 U	0.018 U
Aroclor-1254	MG/KG	0.87	1.2	0.24	0.63	0.75
Aroclor-1260	MG/KG	0.019 U	0.018 U	0.019 U	0.017 U	0.018 U

TABLE 4B - SAMPLE DATA FOR SCUP (MG/KG WET WEIGHT) AREA III 2009

Parameter	Sample# Species Area Station Sample Date Units	NBH09-FF-A-3	NBH09-FF-B-3	NBH09-FF-C-3	NBH09-FF-D-3	NBH09-FF-E-3_Scup
		Scup III	Scup III	Scup III	Scup III	Scup III
		Station A 5/29/2009	Station B 5/29/2009	Station C 6/1/2009	Station D 5/29/2009	Station E 5/29/2009
		1.1	0.88	1.6	0.50	1.2
Lipids	PERCENT					
Total PCB Congeners ¹	MG/KG	0.17 J3	0.30 J3	0.11 J2	0.17 J3	0.25 J3
Total PCB Congeners Hits ²	MG/KG	0.15	0.29	0.091	0.16	0.24
Total NOAA Congeners ³	MG/KG	0.092 J4	0.17 J4	0.059 J3	0.093 J4	0.15 J4
Total WHO Congeners ⁴	MG/KG	0.024 J3	0.042 J3	0.015 J2	0.022 J3	0.04 J3
Total NOAA / WHO Combined ⁵	MG/KG	0.095 J3	0.17 J4	0.061 J3	0.097 J3	0.16 J4
Total Aroclors ⁶	MG/KG	0.27 J2	0.49 J3	0.19 J2	0.25 J2	0.47 J3
C11-BZ#1	MG/KG	0.00046 UJ	0.00044 UJ	0.00044 UJ	0.00045 UJ	0.00044 UJ
C11-BZ#3	MG/KG	0.00046 U	0.00044 U	0.00044 U	0.00045 U	0.00044 U
C12-BZ#4/#10	MG/KG	0.00093 U	0.00088 U	0.00089 U	0.00089 U	0.00087 U
C12-BZ#5/#8	MG/KG	0.00093 U	0.00088 U	0.00089 U	0.00089 U	0.00087 U
C12-BZ#6	MG/KG	0.00046 U	0.00029 J	0.00044 U	0.00045 U	0.00044 U
C12-BZ#7	MG/KG	0.00046 U	0.00044 U	0.00044 U	0.00045 U	0.00044 U
C12-BZ#12/#13	MG/KG	0.00093 U	0.00088 U	0.00089 U	0.00089 U	0.00087 U
C12-BZ#15	MG/KG	0.00046 UJ	0.00044 UJ	0.00044 UJ	0.00045 UJ	0.00044 UJ
C13-BZ#16/#32	MG/KG	0.00093 U	0.00067 J	0.00089 U	0.00089 U	0.00087 U
C13-BZ#17	MG/KG	0.00026 J	0.00091	0.00044 U	0.00052	0.00040 J
C13-BZ#18	MG/KG	0.00062 J	0.0020 J	0.00027 J	0.0011 J	0.00086 J
C13-BZ#19	MG/KG	0.00046 U	0.00026 J	0.00044 U	0.00045 U	0.00044 U
C13-BZ#21/#33	MG/KG	0.00093 U	0.00088 U	0.00089 U	0.00089 U	0.00087 U
C13-BZ#22	MG/KG	0.00046 U	0.00041 J	0.00044 U	0.00027 J	0.00044 U
C13-BZ#24/#27	MG/KG	0.00093 U	0.00088 U	0.00089 U	0.00089 U	0.00087 U
C13-BZ#25	MG/KG	0.00032 J	0.0011	0.00029 J	0.00075	0.00052
C13-BZ#26	MG/KG	0.00069	0.0025	0.00033 J	0.0018	0.0012
C13-BZ#28/#31	MG/KG	0.0016	0.0049	0.00095	0.0044	0.0027
C13-BZ#29	MG/KG	0.00046 U	0.00044 U	0.00044 U	0.00045 U	0.00044 U
C13-BZ#37	MG/KG	0.00046 U	0.00044 U	0.00044 U	0.00045 U	0.00044 U
C14-BZ#40	MG/KG	0.00046 U	0.00039 J	0.00044 U	0.00045 U	0.00044 U
C14-BZ#41/#71	MG/KG	0.00094	0.0020	0.00046 J	0.0018	0.0014
C14-BZ#42	MG/KG	0.00026 J	0.00080	0.00044 U	0.00028 J	0.00045
C14-BZ#43/#49	MG/KG	0.0039	0.0082	0.0016	0.0066	0.0059
C14-BZ#44	MG/KG	0.00063	0.0021	0.00040 J	0.00092	0.0010
C14-BZ#45	MG/KG	0.00046 U	0.00027 J	0.00044 U	0.00045 U	0.00044 U
C14-BZ#46	MG/KG	0.00046 U	0.00044 U	0.00044 U	0.00045 U	0.00044 U
C14-BZ#47/#48	MG/KG	0.0024	0.0044	0.0011	0.0041	0.0036
C14-BZ#50	MG/KG	0.00046 U	0.00044 U	0.00044 U	0.00045 U	0.00044 U
C14-BZ#51	MG/KG	0.00046 U	0.00024 J	0.00044 U	0.00045 U	0.00044 U
C14-BZ#52	MG/KG	0.0040	0.0097	0.0015	0.0071	0.0056
C14-BZ#53	MG/KG	0.00046 U	0.00049	0.00044 U	0.00023 J	0.00044 U
C14-BZ#54	MG/KG	0.00046 U	0.00044 U	0.00044 U	0.00045 U	0.00044 U
C14-BZ#56/#60	MG/KG	0.00049 J	0.0012	0.00089 U	0.00092	0.00074 J
C14-BZ#63	MG/KG	0.00024 J	0.00041 J	0.00044 U	0.00040 J	0.00041 J
C14-BZ#64	MG/KG	0.00046 U	0.00065	0.00044 U	0.00030 J	0.00039 J
C14-BZ#66	MG/KG	0.0032	0.0057	0.0017	0.0044	0.0055
C14-BZ#70	MG/KG	0.00045 J	0.00080	0.00034 J	0.00048	0.00058
C14-BZ#74	MG/KG	0.0018	0.0032	0.00083	0.0033	0.0029
C14-BZ#76	MG/KG	0.00046 U	0.00044 U	0.00044 U	0.00045 U	0.00044 U
C14-BZ#77	MG/KG	0.00046 U	0.00044 U	0.00044 U	0.00045 U	0.00044 U
C14-BZ#81	MG/KG	0.00046 U	0.00044 U	0.00044 U	0.00045 U	0.00044 U
C15-BZ#82	MG/KG	0.00046 U	0.00046	0.00044 U	0.00045 U	0.00044 U
C15-BZ#83	MG/KG	0.00046 U	0.00027 J	0.00044 U	0.00045 U	0.00025 J
C15-BZ#85	MG/KG	0.0017	0.0023	0.00081	0.0013	0.0019
C15-BZ#87	MG/KG	0.0020	0.0029	0.00084	0.0020	0.0024
C15-BZ#89	MG/KG	0.00046 U	0.00044 U	0.00044 U	0.00045 U	0.00044 U
C15-BZ#91	MG/KG	0.00090	0.0020	0.00040 J	0.0011	0.0013
C15-BZ#92	MG/KG	0.00071	0.0019	0.00038 J	0.00063	0.00091
C15-BZ#95	MG/KG	0.0014	0.0032	0.00070	0.0016	0.0018
C15-BZ#97	MG/KG	0.0024	0.0037	0.0011	0.0021	0.0028
C15-BZ#99	MG/KG	0.012	0.020	0.0067	0.011	0.018
C15-BZ#100	MG/KG	0.00046 U	0.00032 J	0.00044 U	0.00025 J	0.00027 J
C15-BZ#101/#84	MG/KG	0.013 J	0.020	0.0061	0.013	0.017
C15-BZ#104	MG/KG	0.00046 U	0.00044 U	0.00044 U	0.00045 U	0.00044 U
C15-BZ#105	MG/KG	0.0029	0.0047	0.0016	0.0027	0.0045
C15-BZ#107	MG/KG	0.0015	0.0023	0.00097	0.0013	0.0022
C15-BZ#110	MG/KG	0.0032	0.0068	0.0014	0.0033	0.0040

TABLE 4B - SAMPLE DATA FOR SCUP (MG/KG WET WEIGHT) AREA III 2009

	Sample#	NBH09-FF-A-3	NBH09-FF-B-3	NBH09-FF-C-3	NBH09-FF-D-3	NBH09-FF-E-3_Scup
CI5-BZ#114	MG/KG	0.00046 U	0.00044 U	0.00044 U	0.00045 U	0.00024 J
CI5-BZ#118	MG/KG	0.014 J	0.025	0.0083	0.013	0.024
CI5-BZ#119	MG/KG	0.00073	0.0012	0.00035 J	0.00068	0.0010
CI5-BZ#123	MG/KG	0.00044 J	0.00060	0.00044 U	0.00036 J	0.00056
CI5-BZ#124	MG/KG	0.00046 U	0.00044 U	0.00044 U	0.00045 U	0.00044 U
CI5-BZ#126	MG/KG	0.00046 UJ	0.00044 UJ	0.00044 UJ	0.00045 UJ	0.00044 UJ
CI6-BZ#129	MG/KG	0.00046 U	0.00022 J	0.00044 U	0.00045 U	0.00044 U
CI6-BZ#130	MG/KG	0.00052	0.00087	0.00035 J	0.00038 J	0.00059
CI6-BZ#131	MG/KG	0.00046 U	0.00044 U	0.00044 U	0.00045 U	0.00044 U
CI6-BZ#132/#168	MG/KG	0.00093 U	0.0011	0.00089 U	0.00089 U	0.00052 J
CI6-BZ#134	MG/KG	0.00046 U	0.00054	0.00044 U	0.00045 U	0.00029 J
CI6-BZ#135/#144	MG/KG	0.00093 U	0.00080 J	0.00089 U	0.00089 U	0.00052 J
CI6-BZ#136	MG/KG	0.00046 U	0.00057	0.00044 U	0.00023 J	0.00028 J
CI6-BZ#137	MG/KG	0.00068	0.0012	0.00035 J	0.00060	0.0011
CI6-BZ#138/#163	MG/KG	0.015 J	0.026	0.010	0.012	0.022
CI6-BZ#141	MG/KG	0.00061	0.00085	0.00025 J	0.00047	0.00053
CI6-BZ#146	MG/KG	0.0040	0.0073	0.0029	0.0034	0.0070
CI6-BZ#147	MG/KG	0.00056	0.00093	0.00035 J	0.00052	0.00080
CI6-BZ#149	MG/KG	0.0045	0.0088	0.0025	0.0040	0.0051
CI6-BZ#151	MG/KG	0.00067	0.0014	0.00048	0.00057	0.00078
CI6-BZ#153	MG/KG	0.023 J	0.047	0.018	0.022	0.050
CI6-BZ#154	MG/KG	0.00052	0.00087	0.00040 J	0.00055	0.00073
CI6-BZ#155	MG/KG	0.00046 U	0.00044 U	0.00044 U	0.00045 U	0.00044 U
CI6-BZ#156	MG/KG	0.0014	0.0024	0.00073	0.0011	0.0024
CI6-BZ#157	MG/KG	0.00034 J	0.00063	0.00025 J	0.00032 J	0.00064
CI6-BZ#158	MG/KG	0.0013	0.0021	0.00067	0.0012	0.0018
CI6-BZ#167/#128	MG/KG	0.0037	0.0070	0.0025	0.0030	0.0065
CI6-BZ#169	MG/KG	0.00046 U	0.00044 U	0.00044 U	0.00045 U	0.00044 U
CI7-BZ#170/#190	MG/KG	0.0018	0.0031	0.0012	0.0016	0.0030
CI7-BZ#171	MG/KG	0.00050	0.00085	0.00048	0.00053	0.00067
CI7-BZ#172	MG/KG	0.00029 J	0.00038 J	0.00025 J	0.00027 J	0.00035 J
CI7-BZ#173	MG/KG	0.00046 U	0.00044 U	0.00044 U	0.00045 U	0.00044 U
CI7-BZ#174	MG/KG	0.00046 U	0.00040 J	0.00044 U	0.00045 U	0.00044 U
CI7-BZ#175	MG/KG	0.00046 U	0.00044 U	0.00044 U	0.00045 U	0.00044 U
CI7-BZ#176	MG/KG	0.00046 U	0.00044 U	0.00044 U	0.00045 U	0.00044 U
CI7-BZ#177	MG/KG	0.00034 J	0.00064	0.00037 J	0.00033 J	0.00035 J
CI7-BZ#178	MG/KG	0.00027 J	0.00043 J	0.00027 J	0.00026 J	0.00025 J
CI7-BZ#180	MG/KG	0.0033	0.0056	0.0023	0.0031	0.0059
CI7-BZ#182/#187	MG/KG	0.0031	0.0048	0.0029	0.0033	0.0043
CI7-BZ#183	MG/KG	0.0013	0.0022	0.0011	0.0013	0.0022
CI7-BZ#184	MG/KG	0.00046 U	0.00044 U	0.00044 U	0.00045 U	0.00044 U
CI7-BZ#185	MG/KG	0.00046 U	0.00044 U	0.00044 U	0.00045 U	0.00044 U
CI7-BZ#188	MG/KG	0.00046 U	0.00044 U	0.00044 U	0.00045 U	0.00044 U
CI7-BZ#189	MG/KG	0.00046 U	0.00025 J	0.00044 U	0.00045 U	0.00031 J
CI7-BZ#191	MG/KG	0.00046 U	0.00044 U	0.00044 U	0.00045 U	0.00044 U
CI7-BZ#193	MG/KG	0.00046 U	0.00029 J	0.00044 U	0.00045 U	0.00026 J
CI8-BZ#194	MG/KG	0.00076	0.00098	0.00057	0.00074	0.0010
CI8-BZ#195	MG/KG	0.00046 U	0.00036 J	0.00044 U	0.00045 U	0.00026 J
CI8-BZ#196/203	MG/KG	0.00079 J	0.0011	0.00065 J	0.00086 J	0.0012
CI8-BZ#197	MG/KG	0.00046 U	0.00044 U	0.00044 U	0.00045 U	0.00044 U
CI8-BZ#199	MG/KG	0.00046 U	0.00044 U	0.00044 U	0.00045 U	0.00044 U
CI8-BZ#200	MG/KG	0.00046 U	0.00027 J	0.00044 U	0.00025 J	0.00025 J
CI8-BZ#201	MG/KG	0.00055	0.00068	0.00048	0.00055	0.00058
CI8-BZ#202	MG/KG	0.00046 U	0.00034 J	0.00027 J	0.00030 J	0.00028 J
CI8-BZ#205	MG/KG	0.00046 U	0.00044 U	0.00044 U	0.00045 U	0.00044 U
CI9-BZ#206	MG/KG	0.00057	0.00071	0.00058	0.00077	0.00074
CI9-BZ#207	MG/KG	0.00046 U	0.00044 U	0.00044 U	0.00022 J	0.00044 U
CI9-BZ#208	MG/KG	0.00028 J	0.00029 J	0.00022 J	0.00033 J	0.00029 J
CI10-BZ#209	MG/KG	0.00028 J	0.00032 J	0.00023 J	0.00044 J	0.00032 J
Aroclor-1242	MG/KG	0.019 U	0.018 U	0.018 U	0.018 U	0.018 U
Aroclor-1248	MG/KG	0.019 U	0.018 U	0.018 U	0.018 U	0.018 U
Aroclor-1254	MG/KG	0.24	0.46	0.17	0.23	0.44
Aroclor-1260	MG/KG	0.019 U	0.018 U	0.018 U	0.018 U	0.018 U

TABLE 5 - SAMPLE DATA FOR ALEWIFE (MG/KG WET WEIGHT) AREA I 2009

Parameter	Sample# Species Area Station Sample Date Units	NBH09-FF-C-1 Alewife I Station A 4/13/2009	
Lipids	PERCENT	2.2	
Total PCB Congeners ¹	MG/KG	2.0	J4
Total PCB Congeners Hits ²	MG/KG	2.0	
Total NOAA Congeners ³	MG/KG	0.84	J4
Total WHO Congeners ⁴	MG/KG	0.044	J3
Total NOAA / WHO Combined ⁵	MG/KG	0.84	J4
Total Aroclors ⁶	MG/KG	1.9	J4
C1-BZ#1	MG/KG	0.0010	J
C1-BZ#3	MG/KG	0.00027	J
C12-BZ#4/#10	MG/KG	0.017	
C12-BZ#5/#8	MG/KG	0.033	
C12-BZ#6	MG/KG	0.035	
C12-BZ#7	MG/KG	0.0039	
C12-BZ#12/#13	MG/KG	0.0047	
C12-BZ#15	MG/KG	0.0062	J
C13-BZ#16/#32	MG/KG	0.052	
C13-BZ#17	MG/KG	0.039	
C13-BZ#18	MG/KG	0.092	J
C13-BZ#19	MG/KG	0.0099	
C13-BZ#21/#33	MG/KG	0.0087	
C13-BZ#22	MG/KG	0.011	
C13-BZ#24/#27	MG/KG	0.017	
C13-BZ#25	MG/KG	0.084	
C13-BZ#26	MG/KG	0.13	
C13-BZ#28/#31	MG/KG	0.28	
C13-BZ#29	MG/KG	0.00044	U
C13-BZ#37	MG/KG	0.0027	
C14-BZ#40	MG/KG	0.0064	
C14-BZ#41/#71	MG/KG	0.029	
C14-BZ#42	MG/KG	0.016	
C14-BZ#43/#49	MG/KG	0.20	
C14-BZ#44	MG/KG	0.039	
C14-BZ#45	MG/KG	0.0044	
C14-BZ#46	MG/KG	0.0060	
C14-BZ#47/#48	MG/KG	0.064	
C14-BZ#50	MG/KG	0.00047	
C14-BZ#51	MG/KG	0.012	
C14-BZ#52	MG/KG	0.20	
C14-BZ#53	MG/KG	0.027	
C14-BZ#54	MG/KG	0.00053	
C14-BZ#56/#60	MG/KG	0.0069	
C14-BZ#63	MG/KG	0.0020	
C14-BZ#64	MG/KG	0.032	
C14-BZ#66	MG/KG	0.021	
C14-BZ#70	MG/KG	0.015	
C14-BZ#74	MG/KG	0.015	
C14-BZ#76	MG/KG	0.00044	U
C14-BZ#77	MG/KG	0.00044	U
C14-BZ#81	MG/KG	0.00033	J
C15-BZ#82	MG/KG	0.0014	
C15-BZ#83	MG/KG	0.0031	
C15-BZ#85	MG/KG	0.0027	
C15-BZ#87	MG/KG	0.0081	
C15-BZ#89	MG/KG	0.00044	U
C15-BZ#91	MG/KG	0.022	
C15-BZ#92	MG/KG	0.014	
C15-BZ#95	MG/KG	0.037	
C15-BZ#97	MG/KG	0.013	
C15-BZ#99	MG/KG	0.048	
C15-BZ#100	MG/KG	0.0029	
C15-BZ#101/#84	MG/KG	0.064	
C15-BZ#104	MG/KG	0.00044	U
C15-BZ#105	MG/KG	0.0045	
C15-BZ#107	MG/KG	0.0029	
C15-BZ#110	MG/KG	0.042	

TABLE 5 - SAMPLE DATA FOR ALEWIFE (MG/KG WET WEIGHT) AREA I 2009

	Sample#	NBH09-FF-C-1
C15-BZ#114	MG/KG	0.00036 J
C15-BZ#118	MG/KG	0.030
C15-BZ#119	MG/KG	0.0081
C15-BZ#123	MG/KG	0.0016
C15-BZ#124	MG/KG	0.00099
C15-BZ#126	MG/KG	0.00032 J
C16-BZ#129	MG/KG	0.00050
C16-BZ#130	MG/KG	0.0013
C16-BZ#131	MG/KG	0.00044 U
C16-BZ#132/#168	MG/KG	0.0026
C16-BZ#134	MG/KG	0.0028
C16-BZ#135/#144	MG/KG	0.0044
C16-BZ#136	MG/KG	0.0036
C16-BZ#137	MG/KG	0.0010
C16-BZ#138/#163	MG/KG	0.024
C16-BZ#141	MG/KG	0.0017
C16-BZ#146	MG/KG	0.0073
C16-BZ#147	MG/KG	0.0025
C16-BZ#149	MG/KG	0.033
C16-BZ#151	MG/KG	0.0054
C16-BZ#153	MG/KG	0.040
C16-BZ#154	MG/KG	0.0027
C16-BZ#155	MG/KG	0.00044 U
C16-BZ#156	MG/KG	0.0016
C16-BZ#157	MG/KG	0.00029 J
C16-BZ#158	MG/KG	0.0025
C16-BZ#167/#128	MG/KG	0.0044
C16-BZ#169	MG/KG	0.00044 U
C17-BZ#170/#190	MG/KG	0.0019
C17-BZ#171	MG/KG	0.00058
C17-BZ#172	MG/KG	0.00041 J
C17-BZ#173	MG/KG	0.00044 U
C17-BZ#174	MG/KG	0.0011
C17-BZ#175	MG/KG	0.00044 U
C17-BZ#176	MG/KG	0.00044 U
C17-BZ#177	MG/KG	0.0011
C17-BZ#178	MG/KG	0.00097
C17-BZ#180	MG/KG	0.0036
C17-BZ#182/#187	MG/KG	0.0049
C17-BZ#183	MG/KG	0.0016
C17-BZ#184	MG/KG	0.00044 U
C17-BZ#185	MG/KG	0.00044 U
C17-BZ#188	MG/KG	0.00044 U
C17-BZ#189	MG/KG	0.00044 U
C17-BZ#191	MG/KG	0.00044 U
C17-BZ#193	MG/KG	0.00033 J
C18-BZ#194	MG/KG	0.00058
C18-BZ#195	MG/KG	0.00044 U
C18-BZ#196/203	MG/KG	0.00070 J
C18-BZ#197	MG/KG	0.00044 U
C18-BZ#199	MG/KG	0.00044 U
C18-BZ#200	MG/KG	0.00044 U
C18-BZ#201	MG/KG	0.00064
C18-BZ#202	MG/KG	0.00032 J
C18-BZ#205	MG/KG	0.00044 U
C19-BZ#206	MG/KG	0.00028 J
C19-BZ#207	MG/KG	0.00044 U
C19-BZ#208	MG/KG	0.00022 J
C110-BZ#209	MG/KG	0.00044 U
Aroclor-1242	MG/KG	0.018 U
Aroclor-1248	MG/KG	1.3
Aroclor-1254	MG/KG	0.59
Aroclor-1260	MG/KG	0.018 U

TABLE 6A - SAMPLE DATA FOR CHANNEL WHELK (MG/KG WET WEIGHT) AREA II 2009

Parameter	Sample# Species Area Station Sample Date Units	NBH09-SF-A-2	NBH09-SF-B-2	NBH09-SF-C-2	NBH09-SF-D-2	NBH09-SF-E-2
		Channel Whelk	Channel Whelk	Channel Whelk	Channel Whelk	Channel Whelk
		II Station A 5/18/2009	II Station B 5/18/2009	II Station C 5/18/2009	II Station D 5/29/2009	II Station E 5/18/2009
Lipids	PERCENT	0.069 J	0.10 U	0.071 J	0.14	0.074 J
Total PCB Congeners ¹	MG/KG	0.085 J2	0.13 J2	0.17 J3	0.060 J2	0.11 J2
Total PCB Congeners Hits ²	MG/KG	0.068	0.11	0.16	0.040	0.089
Total NOAA Congeners ³	MG/KG	0.037 J3	0.056 J3	0.082 J3	0.023 J3	0.048 J3
Total WHO Congeners ⁴	MG/KG	0.0067 J2	0.011 J2	0.015 J3	0.0055 J2	0.0093 J2
Total NOAA / WHO Combined ⁵	MG/KG	0.039 J3	0.059 J3	0.085 J3	0.025 J2	0.051 J3
Total Aroclors ⁶	MG/KG	0.14 J2	0.14 J2	0.22 J2	0.085 J2	0.17 J2
C11-BZ#1	MG/KG	0.00043 UJ	0.00045 UJ	0.00044 UJ	0.00044 UJ	0.00046 UJ
C11-BZ#3	MG/KG	0.00043 UJ	0.00045 UJ	0.00044 UJ	0.00044 UJ	0.00046 UJ
C12-BZ#4/#10	MG/KG	0.00086 U	0.00089 U	0.00089 U	0.00088 U	0.00092 U
C12-BZ#5/#8	MG/KG	0.00086 U	0.00089 U	0.00089 U	0.00088 U	0.00092 U
C12-BZ#6	MG/KG	0.00043 U	0.00036 J	0.00025 J	0.00044 U	0.00046 U
C12-BZ#7	MG/KG	0.00043 U	0.00045 U	0.00044 U	0.00044 U	0.00046 U
C12-BZ#12/#13	MG/KG	0.00086 U	0.00089 U	0.00089 U	0.00088 U	0.00092 U
C12-BZ#15	MG/KG	0.00043 UJ	0.00045 UJ	0.00044 UJ	0.00044 UJ	0.00046 UJ
C13-BZ#16/#32	MG/KG	0.00086 U	0.00089 U	0.00089 U	0.00088 U	0.00092 U
C13-BZ#17	MG/KG	0.00043 U	0.00030 J	0.00044 U	0.00044 U	0.00046 U
C13-BZ#18	MG/KG	0.00030 J	0.0013 J	0.00092 J	0.00040 J	0.00065 J
C13-BZ#19	MG/KG	0.00043 U	0.00045 U	0.00044 U	0.00044 U	0.00046 U
C13-BZ#21/#33	MG/KG	0.00086 U	0.00089 U	0.00089 U	0.00088 U	0.00092 U
C13-BZ#22	MG/KG	0.00043 U	0.00029 J	0.00023 J	0.00044 U	0.00046 U
C13-BZ#24/#27	MG/KG	0.00086 U	0.00089 U	0.00089 U	0.00088 U	0.00092 U
C13-BZ#25	MG/KG	0.00043 U	0.00041 J	0.00024 J	0.00044 U	0.00046 U
C13-BZ#26	MG/KG	0.00064	0.0028	0.0026	0.00070	0.0013
C13-BZ#28/#31	MG/KG	0.00077 J	0.0040	0.0038	0.0011	0.0017
C13-BZ#29	MG/KG	0.00043 UJ	0.00045 UJ	0.00044 UJ	0.00044 UJ	0.00046 UJ
C13-BZ#37	MG/KG	0.00043 UJ	0.00045 UJ	0.00044 UJ	0.00044 UJ	0.00046 UJ
C14-BZ#40	MG/KG	0.00028 J	0.00040 J	0.00044 J	0.00044 U	0.00031 J
C14-BZ#41/#71	MG/KG	0.00073 J	0.0018	0.0022	0.00059 J	0.0012
C14-BZ#42	MG/KG	0.00043 U	0.00050	0.00046	0.00044 U	0.00029 J
C14-BZ#43/#49	MG/KG	0.0029	0.0060	0.0076	0.0021	0.0041
C14-BZ#44	MG/KG	0.0012	0.0028	0.0030	0.00094	0.0019
C14-BZ#45	MG/KG	0.00043 U	0.00045 U	0.00044 U	0.00044 U	0.00046 U
C14-BZ#46	MG/KG	0.00043 U	0.00045 U	0.00044 U	0.00044 U	0.00046 U
C14-BZ#47/#48	MG/KG	0.00086 U	0.00088 J	0.00074 J	0.00088 U	0.00092 U
C14-BZ#50	MG/KG	0.00043 U	0.00045 U	0.00044 U	0.00044 U	0.00046 U
C14-BZ#51	MG/KG	0.00043 U	0.00045 U	0.00044 U	0.00044 U	0.00046 U
C14-BZ#52	MG/KG	0.0030	0.0071	0.0082	0.0024	0.0042
C14-BZ#53	MG/KG	0.00043 U	0.00045 U	0.00044 U	0.00044 U	0.00046 U
C14-BZ#54	MG/KG	0.00043 U	0.00045 U	0.00044 U	0.00044 U	0.00046 U
C14-BZ#56/#60	MG/KG	0.00086 U	0.00064 J	0.00084 J	0.00088 U	0.00092 U
C14-BZ#63	MG/KG	0.00043 U	0.00045 U	0.00030 J	0.00044 U	0.00046 U
C14-BZ#64	MG/KG	0.00023 J	0.00064	0.00062	0.00044 U	0.00042 J
C14-BZ#66	MG/KG	0.0010	0.0022	0.0031	0.00072	0.0015
C14-BZ#70	MG/KG	0.0011	0.0022	0.0027	0.00095	0.0016
C14-BZ#74	MG/KG	0.00035 J	0.0011	0.0014	0.00034 J	0.00056
C14-BZ#76	MG/KG	0.00043 U	0.00045 U	0.00044 U	0.00044 U	0.00046 U
C14-BZ#77	MG/KG	0.00043 U	0.00045 U	0.00029 J	0.00044 U	0.00046 U
C14-BZ#81	MG/KG	0.00043 U	0.00045 U	0.00044 U	0.00044 U	0.00046 U
C15-BZ#82	MG/KG	0.00043 U	0.00045 U	0.00026 J	0.00044 U	0.00046 U
C15-BZ#83	MG/KG	0.00046	0.00062	0.00080	0.00035 J	0.00056
C15-BZ#85	MG/KG	0.00053	0.00080	0.0012	0.00036 J	0.00073
C15-BZ#87	MG/KG	0.0010	0.0013	0.0020	0.00074	0.0013
C15-BZ#89	MG/KG	0.00043 U	0.00045 U	0.00044 U	0.00026 J	0.00046 U
C15-BZ#91	MG/KG	0.00082	0.0015	0.0018	0.00059	0.0012
C15-BZ#92	MG/KG	0.0015	0.0021	0.0027	0.0011	0.0015
C15-BZ#95	MG/KG	0.0010 J	0.0017 J	0.0017 J	0.00069 J	0.0014 J
C15-BZ#97	MG/KG	0.0015	0.0021	0.0030	0.00058	0.0019
C15-BZ#99	MG/KG	0.0031	0.0059	0.0090	0.0016	0.0039
C15-BZ#100	MG/KG	0.00043 U	0.00045 U	0.00044 U	0.00044 U	0.00046 U
C15-BZ#101/#84	MG/KG	0.0061	0.0080	0.011	0.0035	0.0069
C15-BZ#104	MG/KG	0.00043 U	0.00045 U	0.00044 U	0.00044 U	0.00046 U
C15-BZ#105	MG/KG	0.00086	0.0015	0.0022	0.00055	0.0012
C15-BZ#107	MG/KG	0.00062	0.00091	0.0012	0.00047	0.00074
C15-BZ#110	MG/KG	0.0044	0.0058	0.0085	0.0025	0.0056

TABLE 6A - SAMPLE DATA FOR CHANNEL WHELK (MG/KG WET WEIGHT) AREA II 2009

Sample#	NBH09-SF-A-2	NBH09-SF-B-2	NBH09-SF-C-2	NBH09-SF-D-2	NBH09-SF-E-2
C15-BZ#114	0.00043 U	0.00045 U	0.00044 U	0.00044 U	0.00046 U
C15-BZ#118	0.0022	0.0049	0.0065	0.0021	0.0037
C15-BZ#119	0.00030 J	0.00043 J	0.00064	0.00024 J	0.00039 J
C15-BZ#123	0.00043 U	0.00045 U	0.00047	0.00044 U	0.00026 J
C15-BZ#124	0.00023 J	0.00031 J	0.00046	0.00044 U	0.00025 J
C15-BZ#126	0.00043 U	0.00045 U	0.00044 U	0.00044 U	0.00046 U
C16-BZ#129	0.00043 U	0.00045 U	0.00044 U	0.00044 U	0.00046 U
C16-BZ#130	0.00037 J	0.00044 J	0.00068	0.00027 J	0.00045 J
C16-BZ#131	0.00043 U	0.00045 U	0.00044 U	0.00044 U	0.00046 U
C16-BZ#132/#168	0.00075 J	0.00080 J	0.0011	0.00048 J	0.00091 J
C16-BZ#134	0.00040 J	0.00056	0.00072	0.00027 J	0.00048
C16-BZ#135/#144	0.00047 J	0.00068 J	0.00074 J	0.00088 U	0.00054 J
C16-BZ#136	0.00043 U	0.00045 U	0.00044 U	0.00044 U	0.00046 U
C16-BZ#137	0.00027 J	0.00039 J	0.00075	0.00044 U	0.00032 J
C16-BZ#138/#163	0.0069	0.0077	0.013	0.0037	0.0084
C16-BZ#141	0.00026 J	0.00034 J	0.00056	0.00044 U	0.00034 J
C16-BZ#146	0.0017	0.0021	0.0034	0.0010	0.0020
C16-BZ#147	0.00030 J	0.00040 J	0.00062	0.00044 U	0.00035 J
C16-BZ#149	0.0031	0.0042	0.0059	0.0018	0.0041
C16-BZ#151	0.00048	0.00061	0.00081	0.00032 J	0.00051
C16-BZ#153	0.010	0.012	0.021	0.0043	0.012
C16-BZ#154	0.00043 U	0.00025 J	0.00040 J	0.00044 U	0.00046 U
C16-BZ#155	0.00043 U	0.00045 U	0.00044 U	0.00044 U	0.00046 U
C16-BZ#156	0.00047	0.00065	0.0011	0.00028 J	0.00066
C16-BZ#157	0.00043 U	0.00045 U	0.00026 J	0.00044 U	0.00046 U
C16-BZ#158	0.00043	0.00056	0.0011	0.00022 J	0.0006
C16-BZ#167/#128	0.0015	0.0018	0.0031	0.00079 J	0.0020
C16-BZ#169	0.00043 U	0.00045 U	0.00044 U	0.00044 U	0.00046 U
C17-BZ#170/#190	0.00043 J	0.00089 U	0.00078 J	0.00088 U	0.00057 J
C17-BZ#171	0.00043 U	0.00045 U	0.00024 J	0.00044 U	0.00046 U
C17-BZ#172	0.00043 U	0.00045 U	0.00044 U	0.00044 U	0.00046 U
C17-BZ#173	0.00043 U	0.00045 U	0.00044 U	0.00044 U	0.00046 U
C17-BZ#174	0.00043 U	0.00027 J	0.00031 J	0.00044 U	0.00028 J
C17-BZ#175	0.00043 U	0.00045 U	0.00044 U	0.00044 U	0.00046 U
C17-BZ#176	0.00043 U	0.00045 U	0.00044 U	0.00044 U	0.00046 U
C17-BZ#177	0.00028 J	0.00030 J	0.00039 J	0.00044 U	0.00024 J
C17-BZ#178	0.00043 U	0.00029 J	0.00036 J	0.00044 U	0.00026 J
C17-BZ#180	0.00092	0.0010	0.0020	0.00050	0.0011
C17-BZ#182/#187	0.00096	0.0011	0.0019	0.00055 J	0.0012
C17-BZ#183	0.00035 J	0.00047	0.00078	0.00044 U	0.00046
C17-BZ#184	0.00043 U	0.00045 U	0.00044 U	0.00044 U	0.00046 U
C17-BZ#185	0.00043 U	0.00045 U	0.00044 U	0.00044 U	0.00046 U
C17-BZ#188	0.00043 U	0.00045 U	0.00044 U	0.00044 U	0.00046 U
C17-BZ#189	0.00043 U	0.00045 U	0.00044 U	0.00044 U	0.00046 U
C17-BZ#191	0.00043 U	0.00045 U	0.00044 U	0.00044 U	0.00046 U
C17-BZ#193	0.00043 U	0.00045 U	0.00044 U	0.00044 U	0.00046 U
C18-BZ#194	0.00043 U	0.00045 U	0.00044 U	0.00044 U	0.00046 U
C18-BZ#195	0.00043 U	0.00045 U	0.00044 U	0.00044 U	0.00046 U
C18-BZ#196/203	0.00086 U	0.00089 U	0.00089 U	0.00088 U	0.00092 U
C18-BZ#197	0.00043 U	0.00045 U	0.00044 U	0.00044 U	0.00046 U
C18-BZ#199	0.00043 U	0.00045 U	0.00044 U	0.00044 U	0.00046 U
C18-BZ#200	0.00043 U	0.00045 U	0.00044 U	0.00044 U	0.00046 U
C18-BZ#201	0.00043 U	0.00045 U	0.00044 U	0.00044 U	0.00046 U
C18-BZ#202	0.00043 U	0.00045 U	0.00044 U	0.00044 U	0.00046 U
C18-BZ#205	0.00043 U	0.00045 U	0.00044 U	0.00044 U	0.00046 U
C19-BZ#206	0.00043 U	0.00045 U	0.00044 U	0.00044 U	0.00046 U
C19-BZ#207	0.00043 U	0.00045 U	0.00044 U	0.00044 U	0.00046 U
C19-BZ#208	0.00043 U	0.00045 U	0.00044 U	0.00044 U	0.00046 U
C110-BZ#209	0.00043 U	0.00045 U	0.00044 U	0.00044 U	0.00046 U
Aroclor-1242	0.017 U	0.018 U	0.018 U	0.018 U	0.018 U
Aroclor-1248	0.017 U	0.018 U	0.018 U	0.018 U	0.018 U
Aroclor-1254	0.12	0.12	0.20	0.059	0.14
Aroclor-1260	0.017 U	0.018 U	0.018 U	0.018 U	0.018 U

TABLE 6B - SAMPLE DATA FOR CHANNEL WHELK (MG/KG WET WEIGHT) AREA III 2009

Parameter	Sample# Species Area Station Sample Date Units	NBH09-SF-A-3	NBH09-SF-B-3	NBH09-SF-C-3	NBH09-SF-D-3	NBH09-SF-E-3
		Channel Whelk III Station A 6/10/2009	Channel Whelk III Station B 5/26/2009	Channel Whelk III Station C 6/10/2009	Channel Whelk III Station D 6/10/2009	Channel Whelk III Station E 5/29/2009
Lipids	PERCENT	0.11	0.10	0.075	0.071	0.15
Total PCB Congeners ¹	MG/KG	0.057 J2	0.037 J1	0.047 J1	0.038 J1	0.091 J2
Total PCB Congeners Hits ²	MG/KG	0.035	0.0093	0.022	0.013	0.074
Total NOAA Congeners ³	MG/KG	0.022 J3	0.0098 J2	0.016 J2	0.011 J2	0.038 J3
Total WHO Congeners ⁴	MG/KG	0.0054 J2	0.0032 J1	0.0044 J2	0.0037 J1	0.0071 J2
Total NOAA / WHO Combined ⁵	MG/KG	0.024 J2	0.012 J2	0.018 J2	0.013 J2	0.040 J3
Total Aroclors ⁵	MG/KG	0.0090 U	0.0093 U	0.0093 U	0.0089 U	0.094 J2
C11-BZ#1	MG/KG	0.00045 UJ	0.00046 UJ	0.00047 UJ	0.00044 UJ	0.00046 UJ
C11-BZ#3	MG/KG	0.00045 UJ	0.00046 UJ	0.00047 UJ	0.00044 UJ	0.00046 UJ
C12-BZ#4/#10	MG/KG	0.00090 U	0.00093 U	0.00093 U	0.00088 U	0.00092 U
C12-BZ#5/#8	MG/KG	0.00090 U	0.00093 U	0.00093 U	0.00088 U	0.00092 U
C12-BZ#6	MG/KG	0.00045 U	0.00046 U	0.00047 U	0.00044 U	0.00069
C12-BZ#7	MG/KG	0.00045 U	0.00046 U	0.00047 U	0.00044 U	0.00046 U
C12-BZ#12/#13	MG/KG	0.00090 U	0.00093 U	0.00093 U	0.00088 U	0.00092 U
C12-BZ#15	MG/KG	0.00045 UJ	0.00046 UJ	0.00047 UJ	0.00044 UJ	0.00046 UJ
C13-BZ#16/#32	MG/KG	0.00090 U	0.00093 U	0.00093 U	0.00088 U	0.00074 J
C13-BZ#17	MG/KG	0.00045 U	0.00046 U	0.00047 U	0.00044 U	0.00059
C13-BZ#18	MG/KG	0.00045 UJ	0.00046 UJ	0.00047 UJ	0.00044 UJ	0.0018 J
C13-BZ#19	MG/KG	0.00045 U	0.00046 U	0.00047 U	0.00044 U	0.00046 U
C13-BZ#21/#33	MG/KG	0.00090 U	0.00093 U	0.00093 U	0.00088 U	0.00092 U
C13-BZ#22	MG/KG	0.00045 U	0.00046 U	0.00047 U	0.00044 U	0.00046 U
C13-BZ#24/#27	MG/KG	0.00090 U	0.00093 U	0.00093 U	0.00088 U	0.00092 U
C13-BZ#25	MG/KG	0.00045 U	0.00046 U	0.00047 U	0.00044 U	0.00088
C13-BZ#26	MG/KG	0.00023 J	0.00046 U	0.00047 U	0.00044 U	0.0021
C13-BZ#28/#31	MG/KG	0.00090 U	0.00093 U	0.00093 U	0.00088 U	0.0040
C13-BZ#29	MG/KG	0.00045 UJ	0.00046 UJ	0.00047 UJ	0.00044 UJ	0.00046 UJ
C13-BZ#37	MG/KG	0.00045 UJ	0.00046 UJ	0.00047 UJ	0.00044 UJ	0.00046 UJ
C14-BZ#40	MG/KG	0.00045 U	0.00046 U	0.00047 U	0.00044 U	0.00028 J
C14-BZ#41/#71	MG/KG	0.00090 U	0.00093 U	0.00093 U	0.00088 U	0.0011
C14-BZ#42	MG/KG	0.00045 U	0.00046 U	0.00047 U	0.00044 U	0.00042 J
C14-BZ#43/#49	MG/KG	0.0012	0.00093 U	0.00072 J	0.00046 J	0.0046
C14-BZ#44	MG/KG	0.00051	0.00046 U	0.00035 J	0.00044 U	0.0020
C14-BZ#45	MG/KG	0.00045 U	0.00046 U	0.00047 U	0.00044 U	0.00046 U
C14-BZ#46	MG/KG	0.00045 U	0.00046 U	0.00047 U	0.00044 U	0.00046 U
C14-BZ#47/#48	MG/KG	0.00090 U	0.00093 U	0.00093 U	0.00088 U	0.0011
C14-BZ#50	MG/KG	0.00045 U	0.00046 U	0.00047 U	0.00044 U	0.00046 U
C14-BZ#51	MG/KG	0.00045 U	0.00046 U	0.00047 U	0.00044 U	0.00046 U
C14-BZ#52	MG/KG	0.0012	0.00082	0.00072	0.00049	0.0055
C14-BZ#53	MG/KG	0.00045 U	0.00046 U	0.00047 U	0.00044 U	0.00040 J
C14-BZ#54	MG/KG	0.00045 U	0.00046 U	0.00047 U	0.00044 U	0.00046 U
C14-BZ#56/#60	MG/KG	0.00090 U	0.00093 U	0.00093 U	0.00088 U	0.00092 U
C14-BZ#63	MG/KG	0.00045 U	0.00046 U	0.00047 U	0.00044 U	0.00046 U
C14-BZ#64	MG/KG	0.00045 U	0.00046 U	0.00047 U	0.00044 U	0.00058
C14-BZ#66	MG/KG	0.00057	0.00023 J	0.00042 J	0.00028 J	0.0013
C14-BZ#70	MG/KG	0.00049	0.00030 J	0.00039 J	0.00023 J	0.0014
C14-BZ#74	MG/KG	0.00045 U	0.00046 U	0.00047 U	0.00044 U	0.00071
C14-BZ#76	MG/KG	0.00045 U	0.00046 U	0.00047 U	0.00044 U	0.00046 U
C14-BZ#77	MG/KG	0.00045 U	0.00046 U	0.00047 U	0.00044 U	0.00046 U
C14-BZ#81	MG/KG	0.00045 U	0.00046 U	0.00047 U	0.00044 U	0.00046 U
C15-BZ#82	MG/KG	0.00045 U	0.00046 U	0.00047 U	0.00044 U	0.00046 U
C15-BZ#83	MG/KG	0.00045 U	0.00046 U	0.00047 U	0.00044 U	0.00048
C15-BZ#85	MG/KG	0.00042 J	0.00046 U	0.00030 J	0.00044 U	0.00058
C15-BZ#87	MG/KG	0.00061	0.00046 U	0.00033 J	0.00044 U	0.00095
C15-BZ#89	MG/KG	0.00045 U	0.00046 U	0.00047 U	0.00044 U	0.00046 U
C15-BZ#91	MG/KG	0.00043 J	0.00046 U	0.00026 J	0.00044 U	0.00093
C15-BZ#92	MG/KG	0.00084	0.00024 J	0.00052	0.00034 J	0.0014
C15-BZ#95	MG/KG	0.00050 J	0.00046 UJ	0.00029 J	0.00044 UJ	0.0016 J
C15-BZ#97	MG/KG	0.00074	0.00046 U	0.00038 J	0.00022 J	0.0010
C15-BZ#99	MG/KG	0.0020	0.00065	0.0014	0.00091	0.0031
C15-BZ#100	MG/KG	0.00045 U	0.00046 U	0.00047 U	0.00044 U	0.00046 U
C15-BZ#101/#84	MG/KG	0.0027	0.0012	0.0018	0.00097	0.0053
C15-BZ#104	MG/KG	0.00045 U	0.00046 U	0.00047 U	0.00044 U	0.00046 U
C15-BZ#105	MG/KG	0.00050	0.00046 U	0.00036 J	0.00044	0.00081
C15-BZ#107	MG/KG	0.00035 J	0.00029 J	0.00032 J	0.00022 J	0.00060
C15-BZ#110	MG/KG	0.0023	0.00062	0.0011	0.00072	0.0039
C15-BZ#114	MG/KG	0.00045 U	0.00046 U	0.00047 U	0.00044 U	0.00046 U
C15-BZ#118	MG/KG	0.0017	0.00045 J	0.0011	0.00077	0.0031
C15-BZ#119	MG/KG	0.00026 J	0.00046 U	0.00047 U	0.00044 U	0.00039 J
C15-BZ#123	MG/KG	0.00045 U	0.00046 U	0.00047 U	0.00044 U	0.00046 U
C15-BZ#124	MG/KG	0.00045 U	0.00046 U	0.00047 U	0.00044 U	0.00025 J

TABLE 6B - SAMPLE DATA FOR CHANNEL WHELK (MG/KG WET WEIGHT) AREA III 2009

Sample#	NBH09-SF-A-3	NBH09-SF-B-3	NBH09-SF-C-3	NBH09-SF-D-3	NBH09-SF-E-3
C15-BZ#126	MG/KG 0.00045 U	0.00046 U	0.00047 U	0.00044 U	0.00046 U
C16-BZ#129	MG/KG 0.00045 U	0.00046 U	0.00047 U	0.00044 U	0.00046 U
C16-BZ#130	MG/KG 0.00023 J	0.00046 U	0.00047 U	0.00044 U	0.00031 J
C16-BZ#131	MG/KG 0.00045 U	0.00046 U	0.00047 U	0.00044 U	0.00046 U
C16-BZ#132/#168	MG/KG 0.00048 J	0.00093 U	0.00093 U	0.00088 U	0.00050 J
C16-BZ#134	MG/KG 0.00024 J	0.00046 U	0.00047 U	0.00044 U	0.00035 J
C16-BZ#135/#144	MG/KG 0.0009 U	0.00093 U	0.00093 U	0.00088 U	0.00048 J
C16-BZ#136	MG/KG 0.00045 U	0.00046 U	0.00047 U	0.00044 U	0.00046 U
C16-BZ#137	MG/KG 0.00045 U	0.00046 U	0.00047 U	0.00044 U	0.00046 U
C16-BZ#138/#163	MG/KG 0.0043	0.0015	0.0030	0.0020	0.0045
C16-BZ#141	MG/KG 0.00045 U	0.00046 U	0.00047 U	0.00044 U	0.00025 J
C16-BZ#146	MG/KG 0.00095	0.00045 J	0.00074	0.00052	0.0012
C16-BZ#147	MG/KG 0.00045 U	0.00046 U	0.00047 U	0.00044 U	0.00025 J
C16-BZ#149	MG/KG 0.0016	0.00063	0.0010	0.00056	0.0027
C16-BZ#151	MG/KG 0.00037 J	0.00046 U	0.00047 U	0.00044 U	0.00041 J
C16-BZ#153	MG/KG 0.0061	0.0019	0.0046	0.0029	0.0056
C16-BZ#154	MG/KG 0.00045 U	0.00046 U	0.00047 U	0.00044 U	0.00046 U
C16-BZ#155	MG/KG 0.00045 U	0.00046 U	0.00047 U	0.00044 U	0.00046 U
C16-BZ#156	MG/KG 0.00035 J	0.00046 U	0.00025 J	0.00044 U	0.00030 J
C16-BZ#157	MG/KG 0.00045 U	0.00046 U	0.00047 U	0.00044 U	0.00046 U
C16-BZ#158	MG/KG 0.00037 J	0.00046 U	0.00047 U	0.00044 U	0.00028 J
C16-BZ#167/#128	MG/KG 0.0011	0.00093 U	0.00074 J	0.00050 J	0.0010
C16-BZ#169	MG/KG 0.00045 U	0.00046 U	0.00047 U	0.00044 U	0.00046 U
C17-BZ#170/#190	MG/KG 0.00090 U	0.00093 U	0.00093 U	0.00088 U	0.00092 U
C17-BZ#171	MG/KG 0.00045 U	0.00046 U	0.00047 U	0.00044 U	0.00046 U
C17-BZ#172	MG/KG 0.00045 U	0.00046 U	0.00047 U	0.00044 U	0.00046 U
C17-BZ#173	MG/KG 0.00045 U	0.00046 U	0.00047 U	0.00044 U	0.00046 U
C17-BZ#174	MG/KG 0.00045 U	0.00046 U	0.00047 U	0.00044 U	0.00046 U
C17-BZ#175	MG/KG 0.00045 U	0.00046 U	0.00047 U	0.00044 U	0.00046 U
C17-BZ#176	MG/KG 0.00045 U	0.00046 U	0.00047 U	0.00044 U	0.00046 U
C17-BZ#177	MG/KG 0.00024 J	0.00046 U	0.00047 U	0.00044 U	0.00046 U
C17-BZ#178	MG/KG 0.00045 U	0.00046 U	0.00047 U	0.00044 U	0.00046 U
C17-BZ#180	MG/KG 0.00066	0.00046 U	0.00052	0.00028 J	0.00057
C17-BZ#182/#187	MG/KG 0.00067 J	0.00093 U	0.00050 J	0.00088 U	0.00066 J
C17-BZ#183	MG/KG 0.00024 J	0.00046 U	0.00047 U	0.00044 U	0.00046 U
C17-BZ#184	MG/KG 0.00045 U	0.00046 U	0.00047 U	0.00044 U	0.00046 U
C17-BZ#185	MG/KG 0.00045 U	0.00046 U	0.00047 U	0.00044 U	0.00046 U
C17-BZ#188	MG/KG 0.00045 U	0.00046 U	0.00047 U	0.00044 U	0.00046 U
C17-BZ#189	MG/KG 0.00045 U	0.00046 U	0.00047 U	0.00044 U	0.00046 U
C17-BZ#191	MG/KG 0.00045 U	0.00046 U	0.00047 U	0.00044 U	0.00046 U
C17-BZ#193	MG/KG 0.00045 U	0.00046 U	0.00047 U	0.00044 U	0.00046 U
C18-BZ#194	MG/KG 0.00045 U	0.00046 U	0.00047 U	0.00044 U	0.00046 U
C18-BZ#195	MG/KG 0.00045 U	0.00046 U	0.00047 U	0.00044 U	0.00046 U
C18-BZ#196/203	MG/KG 0.00090 U	0.00093 U	0.00093 U	0.00088 U	0.00092 U
C18-BZ#197	MG/KG 0.00045 U	0.00046 U	0.00047 U	0.00044 U	0.00046 U
C18-BZ#199	MG/KG 0.00045 U	0.00046 U	0.00047 U	0.00044 U	0.00046 U
C18-BZ#200	MG/KG 0.00045 U	0.00046 U	0.00047 U	0.00044 U	0.00046 U
C18-BZ#201	MG/KG 0.00045 U	0.00046 U	0.00047 U	0.00044 U	0.00046 U
C18-BZ#202	MG/KG 0.00045 U	0.00046 U	0.00047 U	0.00044 U	0.00046 U
C18-BZ#205	MG/KG 0.00045 U	0.00046 U	0.00047 U	0.00044 U	0.00046 U
C19-BZ#206	MG/KG 0.00045 U	0.00046 U	0.00047 U	0.00044 U	0.00046 U
C19-BZ#207	MG/KG 0.00045 U	0.00046 U	0.00047 U	0.00044 U	0.00046 U
C19-BZ#208	MG/KG 0.00045 U	0.00046 U	0.00047 U	0.00044 U	0.00046 U
C10-BZ#209	MG/KG 0.00045 U	0.00046 U	0.00047 U	0.00044 U	0.00046 U
Aroclor-1242	MG/KG 0.018 U	0.019 U	0.019 U	0.018 U	0.018 U
Aroclor-1248	MG/KG 0.018 U	0.019 U	0.019 U	0.018 U	0.018 U
Aroclor-1254	MG/KG 0.018 U	0.019 U	0.019 U	0.018 U	0.066
Aroclor-1260	MG/KG 0.018 U	0.019 U	0.019 U	0.018 U	0.018 U

TABLE 7 - SAMPLE DATA FOR BLUE FISH (MG/KG WET WEIGHT) AREAS II AND III 2009

Parameter	Sample#	NBH09-FF-B-2	NBH09-FF-A-3	NBH09-FF-B-3
	Species	Bluefish	Bluefish	Bluefish
	Area	II	III	III
	Station	Station B	Station A	Station B
Sample Date	9/18/2009	9/14/2009	9/15/2009	
Units				
Lipids	PERCENT	2.4 J	0.94 J	1.4 J
Total PCB Congeners ¹	MG/KG	0.24 J3	0.15 J3	0.23 J3
Total PCB Congeners Hits ²	MG/KG	0.23	0.14	0.22
Total NOAA Congeners ³	MG/KG	0.12 J4	0.076 J4	0.11 J4
Total WHO Congeners ⁴	MG/KG	0.028 J3	0.019 J3	0.026 J3
Total NOAA / WHO Combined ⁵	MG/KG	0.12 J3	0.079 J3	0.12 J3
Total Aroclors ⁵	MG/KG	0.27 J3	0.14 J2	0.26 J3
C1-BZ#1	MG/KG	0.00045 UJ	0.00044 UJ	0.00047 UJ
C1-BZ#3	MG/KG	0.00045 UJ	0.00044 UJ	0.00047 UJ
C1-BZ#4/#10	MG/KG	0.00090 U	0.00087 U	0.00094 U
C1-BZ#5/#8	MG/KG	0.00090 UJ	0.00087 UJ	0.00094 UJ
C1-BZ#6	MG/KG	0.00045 U	0.00044 U	0.00047 U
C1-BZ#7	MG/KG	0.00045 U	0.00044 U	0.00047 U
C1-BZ#12/#13	MG/KG	0.00090 U	0.00087 U	0.00094 U
C1-BZ#15	MG/KG	0.00045 UJ	0.00044 UJ	0.00047 UJ
C1-BZ#16/#32	MG/KG	0.00068 J	0.00087 U	0.00062 J
C1-BZ#17	MG/KG	0.00057	0.00044 U	0.00042 J
C1-BZ#18	MG/KG	0.0011 J	0.00033 J	0.00090 J
C1-BZ#19	MG/KG	0.00045 UJ	0.00044 UJ	0.00047 UJ
C1-BZ#21/#33	MG/KG	0.00090 U	0.00087 U	0.00094 U
C1-BZ#22	MG/KG	0.00040 J	0.00044 U	0.00035 J
C1-BZ#24/#27	MG/KG	0.00090 U	0.00087 U	0.00094 U
C1-BZ#25	MG/KG	0.00097	0.00027 J	0.00091
C1-BZ#26	MG/KG	0.0026	0.00071	0.0024
C1-BZ#28/#31	MG/KG	0.0056 J	0.0018 J	0.0053 J
C1-BZ#29	MG/KG	0.00045 UJ	0.00044 UJ	0.00047 UJ
C1-BZ#37	MG/KG	0.00045 UJ	0.00044 UJ	0.00047 UJ
C1-BZ#40	MG/KG	0.00048	0.00044 U	0.00033 J
C1-BZ#41/#71	MG/KG	0.0020	0.00073 J	0.0018
C1-BZ#42	MG/KG	0.00090	0.00039 J	0.00091
C1-BZ#43/#49	MG/KG	0.0084 J	0.0035 J	0.0084 J
C1-BZ#44	MG/KG	0.0025 J	0.00089 J	0.0021 J
C1-BZ#45	MG/KG	0.00045 U	0.00044 U	0.00047 U
C1-BZ#46	MG/KG	0.00045 U	0.00044 U	0.00047 U
C1-BZ#47/#48	MG/KG	0.0038	0.0018	0.0040
C1-BZ#50	MG/KG	0.00045 U	0.00044 U	0.00047 U
C1-BZ#51	MG/KG	0.00045 U	0.00044 U	0.00047 U
C1-BZ#52	MG/KG	0.0093 J	0.0032 J	0.0089 J
C1-BZ#53	MG/KG	0.00052	0.00044 U	0.00049
C1-BZ#54	MG/KG	0.00045 UJ	0.00044 UJ	0.00047 UJ
C1-BZ#56/#60	MG/KG	0.0011	0.00055 J	0.0010
C1-BZ#63	MG/KG	0.00035 J	0.00044 U	0.00034 J
C1-BZ#64	MG/KG	0.00083	0.00040 J	0.00085
C1-BZ#66	MG/KG	0.0043 J	0.0024 J	0.0041 J
C1-BZ#70	MG/KG	0.0021 J	0.0012 J	0.0021 J
C1-BZ#74	MG/KG	0.0026	0.0013	0.0025
C1-BZ#76	MG/KG	0.00045 U	0.00044 U	0.00047 U
C1-BZ#77	MG/KG	0.00052	0.00031 J	0.00045 J
C1-BZ#81	MG/KG	0.00045 U	0.00044 U	0.00047 U
C1-BZ#82	MG/KG	0.00047	0.00032 J	0.00053
C1-BZ#83	MG/KG	0.00066	0.00048	0.00066
C1-BZ#85	MG/KG	0.0015	0.0011	0.0016
C1-BZ#87	MG/KG	0.0029	0.0015	0.0026
C1-BZ#89	MG/KG	0.00045 U	0.00044 U	0.00047 U
C1-BZ#91	MG/KG	0.0020	0.0011	0.0020
C1-BZ#92	MG/KG	0.0031	0.0017	0.0029
C1-BZ#95	MG/KG	0.0048 J	0.0022 J	0.0043 J
C1-BZ#97	MG/KG	0.0033	0.0020	0.0036
C1-BZ#99	MG/KG	0.014	0.010	0.015
C1-BZ#100	MG/KG	0.00024 J	0.00044 U	0.00025 J
C1-BZ#101/#84	MG/KG	0.017	0.0095	0.016
C1-BZ#104	MG/KG	0.00045 UJ	0.00044 UJ	0.00047 UJ
C1-BZ#105	MG/KG	0.0031	0.0020	0.0029
C1-BZ#107	MG/KG	0.0019	0.0014	0.0018
C1-BZ#110	MG/KG	0.0073 J	0.0040 J	0.0069 J
C1-BZ#114	MG/KG	0.00045 U	0.00044 U	0.00047 U
C1-BZ#118	MG/KG	0.016	0.011	0.015
C1-BZ#119	MG/KG	0.00099	0.00059	0.0010
C1-BZ#123	MG/KG	0.00055	0.00037 J	0.00050
C1-BZ#124	MG/KG	0.00024 J	0.00044 U	0.00023 J

TABLE 7 - SAMPLE DATA FOR BLUE FISH (MG/KG WET WEIGHT) AREAS II AND III 2009

	Sample#	NBH09-FF-B-2	NBH09-FF-A-3	NBH09-FF-B-3
CI5-BZ#126	MG/KG	0.00045 UJ	0.00044 UJ	0.00047 UJ
CI6-BZ#129	MG/KG	0.00045 U	0.00044 U	0.00047 U
CI6-BZ#130	MG/KG	0.0012	0.00080	0.0011
CI6-BZ#131	MG/KG	0.00045 U	0.00044 U	0.00047 U
CI6-BZ#132/#168	MG/KG	0.0018	0.0012	0.0017
CI6-BZ#134	MG/KG	0.0011	0.00083	0.0011
CI6-BZ#135/#144	MG/KG	0.0014	0.00093	0.0014
CI6-BZ#136	MG/KG	0.00081	0.00045	0.00069
CI6-BZ#137	MG/KG	0.00065	0.00045	0.00064
CI6-BZ#138/#163	MG/KG	0.021	0.015	0.019
CI6-BZ#141	MG/KG	0.00088	0.00053	0.00081
CI6-BZ#146	MG/KG	0.0046	0.0034	0.0042
CI6-BZ#147	MG/KG	0.00071	0.00052	0.00076
CI6-BZ#149	MG/KG	0.0089 J	0.0056 J	0.0086 J
CI6-BZ#151	MG/KG	0.0019	0.0011	0.0018
CI6-BZ#153	MG/KG	0.027	0.020	0.025
CI6-BZ#154	MG/KG	0.00063	0.00045	0.00065
CI6-BZ#155	MG/KG	0.00045 U	0.00044 U	0.00047 U
CI6-BZ#156	MG/KG	0.0013	0.00093	0.0012
CI6-BZ#157	MG/KG	0.00044 J	0.00032 J	0.00039 J
CI6-BZ#158	MG/KG	0.0013	0.00082	0.0012
CI6-BZ#167/#128	MG/KG	0.0042	0.0032	0.0041
CI6-BZ#169	MG/KG	0.00045 U	0.00044 U	0.00047 U
CI7-BZ#170/#190	MG/KG	0.0018	0.0014	0.0017
CI7-BZ#171	MG/KG	0.00049	0.00047	0.00050
CI7-BZ#172	MG/KG	0.00038 J	0.00032 J	0.00039 J
CI7-BZ#173	MG/KG	0.00045 U	0.00044 U	0.00047 U
CI7-BZ#174	MG/KG	0.00074	0.00054	0.00065
CI7-BZ#175	MG/KG	0.00045 U	0.00044 U	0.00047 U
CI7-BZ#176	MG/KG	0.00045 U	0.00044 U	0.00047 U
CI7-BZ#177	MG/KG	0.0013	0.00096	0.0011
CI7-BZ#178	MG/KG	0.00092	0.00077	0.00092
CI7-BZ#180	MG/KG	0.0031	0.0023	0.0027
CI7-BZ#182/#187	MG/KG	0.0042	0.0031	0.0039
CI7-BZ#183	MG/KG	0.0015	0.0010	0.0014
CI7-BZ#184	MG/KG	0.00045 U	0.00044 U	0.00047 U
CI7-BZ#185	MG/KG	0.00045 U	0.00044 U	0.00047 U
CI7-BZ#188	MG/KG	0.00045 U	0.00044 U	0.00047 U
CI7-BZ#189	MG/KG	0.00045 U	0.00044 U	0.00047 U
CI7-BZ#191	MG/KG	0.00045 U	0.00044 U	0.00047 U
CI7-BZ#193	MG/KG	0.00024 J	0.00044 U	0.00026 J
CI8-BZ#194	MG/KG	0.00056	0.00053	0.00062
CI8-BZ#195	MG/KG	0.00045 U	0.00044 U	0.00047 U
CI8-BZ#196/203	MG/KG	0.00093	0.00066 J	0.00089 J
CI8-BZ#197	MG/KG	0.00045 U	0.00044 U	0.00047 U
CI8-BZ#199	MG/KG	0.00045 U	0.00044 U	0.00047 U
CI8-BZ#200	MG/KG	0.00028 J	0.00044 U	0.00024 J
CI8-BZ#201	MG/KG	0.0010	0.00080	0.00099
CI8-BZ#202	MG/KG	0.00070	0.00046	0.00062
CI8-BZ#205	MG/KG	0.00045 U	0.00044 U	0.00047 U
CI9-BZ#206	MG/KG	0.00072	0.00063	0.00089
CI9-BZ#207	MG/KG	0.00045 U	0.00044 U	0.00047 U
CI9-BZ#208	MG/KG	0.00043 J	0.00034 J	0.00046 J
CI10-BZ#209	MG/KG	0.00028 J	0.00031 J	0.00036 J
Aroclor-1242	MG/KG	0.018 U	0.018 U	0.019 U
Aroclor-1248	MG/KG	0.074	0.018 U	0.071
Aroclor-1254	MG/KG	0.15	0.092	0.14
Aroclor-1260	MG/KG	0.040	0.030	0.037

Appendix B
Data Validation Summary
Massachusetts Department of Environmental Protection
New Bedford Harbor Seafood Contaminant Survey Monitoring
2009 Sampling

Data Validation Summary
Massachusetts Department of Environmental Protection
New Bedford Harbor Seafood Contaminant Survey Monitoring
2009 Sampling

Introduction:

Fifty-four tissue samples were collected from New Bedford Harbor, MA, during 2009. Samples were preserved by freezing (-20°C) and were received in July through December, 2009, by Alpha Woods Hole Laboratory located in Mansfield, Massachusetts. Tissue samples were analyzed for the following parameters: polychlorinated biphenyls (PCBs) by GC/MS Single Ion Monitoring (SIM) and percent lipids.

Tissue samples were analyzed in six separate data sets: L0909556 (scup/alewife), L0909713 (black sea bass), L0909714 (quahogs – pre-spawn), L0909716 (channel whelk), L0918811 (bluefish) and L0918812 (quahogs – post-spawn). Tier I+ data validation was performed for all data sets. The data packages were validated using Region I EPA-New England Data Validation Functional Guidelines for Evaluating Environmental Analyses (USEPA, 1996), Alpha Woods Hole Laboratory Standard Operating Procedure (SOP) O-010 (Alpha, 2002), and the Quality Assurance Project Plan, Seafood Contaminant Survey, New Bedford Harbor Superfund Site, Revision 5.0 (MADEP, 5/1/08).

For Tier I+ data validation, data were evaluated for the following parameters:

- * Collection and Preservation
- * Holding Times
- * Data Completeness
- * Initial Calibration (only if problems noted in case narrative)
- * Continuing Calibration (only if problems noted in case narrative)
- * Blanks
- * Surrogate Standards
- * Standard Reference Material
- * Laboratory Control Samples
- * Matrix Spike/Matrix Spike Duplicates
- * Laboratory Duplicates
- * Internal Standards (only if problems noted in case narrative)
- * Target Compound Quantitation (only if problems noted in case narrative)
- * Miscellaneous

* - all criteria were met for this parameter

In general, laboratory performance is considered acceptable and all results are usable. The following qualifying statements have been applied to the 2009 data.

Continuing Calibration

PCB (L0918811) – The narrative states that the calibration verification percent difference for congener BZ 126 (36) was outside the control limit of 25. Congener BZ 126 was not detected in the associated samples, and quantitation limits for BZ 126 were qualified as estimated (UJ) in all samples of SDG L0918811.

PCB (L0918812) – The narrative states that the calibration verification percent difference for congener BZ 126 (36) was outside the control limit of 25. Congener BZ 126 was not detected in the associated samples, and quantitation limits for BZ 126 were qualified as estimated (UJ) in all samples of SDG L0918812.

Blanks

PCB (L0909713) – Several congeners were reported in the method blank associated with all samples in SDG L0909713. Action levels were calculated at five times the blank concentrations and then compared to sample results. The following table summarizes the blank contaminants and concentration levels in the method blank. One or more sample results for each of the following congeners were below the action level and were qualified as non-detected (U) in SDG L0909713:

Congener	Method Blank Conc (ug/kg)	Data Qualifier
BZ 6	0.35	U
BZ 18	0.5	U
BZ 17	0.27	U
BZ 26	0.49	U
BZ 25	0.34	U
BZ 28/31	1.2	U
BZ 52	0.7	U
BZ 43/49	0.73	U
BZ 95	0.31	U
BZ 101/84	0.52	U
BZ 99	0.31	U
BZ 110	0.32	U
BZ 149	0.26	U

PCB (L0909714) – Several congeners were reported in the method blank associated with all samples in SDG L0909714. Action levels were calculated at five times the blank concentrations and then compared to sample results. The following table summarizes the blank contaminants and concentration levels in the method blank. One or more sample results for each of the following congeners were below the action level and were qualified as non-detected (U) in SDG L0909714:

Congener	Method Blank Conc (ug/kg)	Data Qualifier
BZ 6	0.31	U
BZ 18	0.52	U
BZ 17	0.25	U
BZ 26	0.5	U
BZ 25	0.33	U
BZ 28/31	1.2	U
BZ 52	0.69	U
BZ 43/49	0.68	U
BZ 101/84	0.64	U
BZ 99	0.35	U
BZ 110	0.36	U
BZ 149	0.26	U
BZ 118	0.27	U

Standard Reference Material

PCB (0918811) – Percent recoveries for congeners BZ 28/31 (48), BZ 52 (59), BZ 43/39 (57), BZ 44 (59), BZ 70 (59), BZ 66 (58), BZ 110 (49), and BZ 149 (58) in the Standard Reference Material were below the 60-140 control limits, indicating potential low biases for these congeners. Positive results for congeners BZ 28/31, BZ 52, BZ 43/49, BZ 44, BZ 70, BZ 66, BZ 110, and BZ 149 were reported in all samples of SDG L0918811 and were qualified as estimated (J).

Percent Lipids (L0918811) – Percent recovery of percent lipids (63) in the Standard Reference Material was below the 75-125 control limits, indicating a potential low bias. Positive results for percent lipids were reported in all samples of SDG L0918811 and were qualified as estimated (J).

PCB (0918812) – Percent recovery for congener BZ 28/31 (58) in the Standard Reference Material was below the 60-140 control limits. Potential low biases are indicated for this congener; therefore, positive and non-detected results for BZ 28/31 were qualified as estimated (J/UJ) in all samples in SDG L0918812.

Laboratory Control Samples

PCB (L0909556) – Percent recoveries for congeners BZ 1 (58, 59), BZ 18 (58), BZ 15 (58, 58), and BZ 126 (58) in the laboratory control sample/laboratory control sample duplicate were outside the 60-140 control limits. Potential low biases are indicated for these congeners; therefore, positive and non-detected results for BZ 1, BZ 18, BZ 15, and BZ 126 were qualified as estimated (J/UJ) in all samples in SDG L0909556.

PCB (L0909713) – Percent recoveries for congeners BZ 1 (57) and BZ 15 (57) in the laboratory control sample were outside the 60-140 control limits, indicating potential low biases. These congeners were not detected in the samples, and quantitation limits for BZ 1 and BZ 15 were qualified as estimated (UJ) in all samples in SDG L0909713.

PCB (L0909714) – Percent recoveries for congeners BZ 1 (54, 59), BZ 3 (58), and BZ 15 (56) in the LCS/LCSD were below the 60-140 control limits. Potential low biases are indicated for these congeners; therefore, positive and non-detected results for BZ 1, BZ 3, and BZ 15 were qualified as estimated (J/UJ) in all samples in SDG L0909714.

PCB (L0909716) – Percent recoveries for congeners BZ 1 (58, 55), BZ 3 (58), BZ 18 (59, 56), BZ 15 (57, 54), BZ 29 (59), BZ 37 (58), and BZ 95 (59) in the LCS/LCSD were below the 60-140 control limits. Potential low biases are indicated for these congeners; therefore, positive and non-detected results for BZ 1, BZ 3, BZ 18, BZ 15, BZ 29, BZ 37, and BZ 95 were qualified as estimated (J/UJ) in all samples in SDG L0909716.

PCB (L0918811) - Percent recoveries for congeners BZ 1 (52, 53), BZ 3 (55, 54), BZ 5/8 (57, 56), BZ 19 (53, 53), BZ 18 (51, 52), BZ 15 (45, 46), BZ 54 (53, 53), BZ 29 (53, 53), BZ 28/31 (56, 56), BZ 104 (59, 58), BZ 37 (53, 53), and BZ 95 (54, 54) were below the 60-140 control limits in the LCS/LCSD. Potential low biases are indicated for these congeners; therefore, positive and non-detected results for BZ 1, BZ 3, BZ 5/8, BZ 19, BZ 18, BZ 15, BZ 54, BZ 29, BZ 28/31, BZ 104, BZ 37, and BZ 95 were qualified as estimated (J/UJ) in all samples in SDG L0918811.

PCB (L0918812) - Percent recovery for congener BZ 206 (149) was above the 40-140 control limits in the laboratory fortified blank. Potential high biases are indicated for this congener; therefore, the positive detections of BZ 206 in samples NBH09-SF-C-2 QUAHOGS (post-spawn) and NBH09-SF-H-2 QUAHOGS (post-spawn) were qualified as estimated (J).

PCB (L0918812) - Percent recoveries for congener BZ 15 (57, 57) were below the 60-140 control limits in the LCS/LCSD. Potential low biases are indicated for this congener; therefore, positive and non-detected results for BZ 15 were qualified as estimated (J/UJ) in all samples of SDG L0918812.

Matrix Spikes/Matrix Spike Duplicates

PCB (L0909556) – Relative percent differences (RPDs) between percent recoveries of congeners BZ 101/84 (35), BZ 118 (36), BZ 153 (45), and BZ 138/163 (39) were above the control limit of 30 in the MS/MSD associated with sample NBH09-FF-A-3 SCUP. Positive detections of congeners BZ 101/84, BZ 118, BZ 153, and BZ 138/163 were reported in sample NBH09-FF-A-3 SCUP and were qualified as estimated (J).

PCB (L0909713) – Percent recoveries and RPDs for congeners BZ 118 (54, 36, RPD 39), BZ 153 (32, 3, RPD 168), and BZ 138/163 (44, 26, RPD 50) were outside control limits of 60-140 and 30, respectively, in the MS/MSD associated with sample NBH09-FF-B-3 SEA BASS. Positive detections of congeners BZ 118, BZ 153, and BZ 138/163 were reported in sample NBH09-FF-B-3 SEA BASS and were qualified as estimated (J).

PCB (L0909714) – Percent recoveries for congeners BZ 1 (57), BZ 18 (56), BZ 15 (56), and BZ 95 (58) were below control limits of 60-140 in the MS/MSD associated with sample NBH09-SF-B-2 QUAHOGS (pre-spawn). Positive and non-detected results for congeners BZ 1, BZ 18, BZ 15, and BZ 95 were qualified as estimated (J/UJ) in sample NBH09-SF-B-2 QUAHOGS (pre-spawn).

PCB (L0918811) – Percent recoveries for congeners BZ 1 (50, 52), BZ 3 (54, 56), BZ 5/8 (59), BZ 19 (54, 53), BZ 18 (51, 53), BZ 15 (45, 47), BZ 54 (53, 53), BZ 29 (57, 56), BZ 104 (59, 58), BZ 37 (55, 56), and BZ 95 (57) were below the 60-140 control limits in the MS/MSD associated with sample NBH09-FF-B-2 BLUEFISH. Positive and non-detected results for these congeners were qualified as estimated (J/UJ) in sample NBH09-FF-B-2 BLUEFISH.

PCB (L0918812) – Percent recoveries for congeners BZ 1 (50, 48), BZ 3 (54, 52), BZ 4/10 (58), BZ 5/8 (57), BZ 19 (56, 52), BZ 18 (57, 54), BZ 15 (50, 47), BZ 54 (58, 54), BZ 29 (56), BZ 28/31 (59), BZ 37 (59), and BZ 95 (58) were below the 60-140

control limits in the MS/MSD associated with sample NBH09-SF-B-2 QUAHOGS (post-spawn). Positive and non-detected results for these congeners were qualified as estimated (J/UJ) in sample NBH09-SF-B-2 QUAHOGS (post-spawn).

Laboratory Duplicates

PCB (L0909713) – The relative percent difference (RPD) between laboratory duplicate results for several congeners in sample NBH09-FF-B-3 SEA BASS were above the control limit of 30, and the absolute differences between the sample and duplicate results were greater than the reporting limit. The following table summarizes the laboratory duplicate results and associated data qualifiers applied to sample NBH09-FF-B-3 SEA BASS:

Congener/Aroclor	RPD	Data Qualifier
BZ 101/84	110	J
BZ 99	110	J
BZ 149	98	J
BZ 118	115	J
BZ 146	107	J
BZ 153	110	J
BZ 138/163	110	J
BZ 180	104	J
Aroclor 1254	78	J

Percent Lipids (L0918811) – The relative percent difference (25) between percent lipid results for sample NBH09-FF-B-2 and its lab duplicate was above the control limit of 20. Positive results for percent lipids in all samples in SDG L0918811 were qualified as estimated (J).

Target Compound Quantitation

PCB (L0909716) - The narrative states that a subset of samples in SDG L0909716 contain some peaks matching the expected retention times for Aroclor 1248; however, the peak area ratios do not match those typical of Aroclor 1248. Therefore, results for Aroclor 1248 have been reported as non-detected in these samples.

PCB (L0918811) – The narrative states that all samples in SDG L0918811 contain retention time patterns that match Aroclor 1248 and Aroclor 1260; however, the peak area ratios do not completely match those typical of Aroclor 1248 and Aroclor 1260. Therefore, the results for Aroclor 1248 and Aroclor 1260 in SDG L0918811 are reported by the laboratory as “weathered.”

PCB (L0918812) – The narrative states that samples NBH09-SF-C-2 QUAHOGS (post-spawn), NBH09-SF-D-2 QUAHOGS (post-spawn), NBH09-SF-F-2 QUAHOGS (post-spawn), and NBH09-SF-H-2 QUAHOGS (post-spawn) in SDG L0918812 contain retention time patterns that match Aroclor 1248; however, the peak area ratios do not completely match those typical of Aroclor 1248. Therefore, the results for Aroclor 1248 in samples NBH09-SF-C-2 QUAHOGS (post-spawn), NBH09-SF-D-2 QUAHOGS (post-spawn), NBH09-SF-F-2 QUAHOGS (post-spawn), and NBH09-SF-H-2 QUAHOGS (post-spawn) are reported by the laboratory as “weathered.”

Miscellaneous

PCB (L0909556, L0909713) – Several discrepancies between results reported on the hardcopy Form 1s and results contained in the laboratory EDD were noted. In all cases, the reported concentrations were at the reporting limit (RL) and were reported as non-detected (U) on the Form 1 and as a J-qualified detection on the EDD. The laboratory was contacted for follow up, and after input from the laboratory the final results on the EDD were revised to match those reported on the Form 1s.

All Parameters (L0918811) – All field sample IDs for SDG L0918811 were reported with the prefix “NBH08”; however, samples were collected in 2009 and should have been designated as “NBH09”. The laboratory confirmed that all sample tags and other labels associated with the samples were received as “NBH08”. As instructed by the client the sample IDs were manually changed on the laboratory results forms from “NBH08” to “NBH09” during data validation.

References:

- U.S. Environmental Protection Agency (USEPA), 1996. "Region 1 EPA-NE Data Validation Guidelines For Evaluating Environmental Analyses"; Quality Assurance Unit Staff; Office of Environmental Measurement and Evaluation; December 1996.
- MADEP, May 1, 2008. "Quality Assurance Project Plan, Seafood Contaminant Survey, New Bedford Harbor Superfund Site, Revision 5.0", Massachusetts Department of Environmental Protection; May 2008.
- Alpha Woods Hole Laboratory, 2002. "Determination of PCB Homologs and Individual Congeners by GC/MS-SIM," Alpha Woods Hole Group Environmental Laboratories; October, 2002.

Data Validator: Julie Ricardi

March 30, 2010

Reviewed by: Bradley B. LaForest, NRCC-EAC

April 14, 2010

Appendix C

Seafood Monitoring - Field Sampling Activities for the New Bedford Harbor Superfund Site 2009 Annual Report

Seafood Monitoring - Field Sampling Activities for the New Bedford Harbor Superfund Site 2009 Annual Report

Vin Malkoski, Senior Marine Fisheries Biologist
Massachusetts Division of Marine Fisheries
January 2010

The Massachusetts Division of Marine Fisheries (*Marine Fisheries*) under an agreement with the Massachusetts Department of Environmental Protection (MassDEP) collects legal size fish and shellfish from the three New Bedford Harbor fish closure areas. At the end of the collection period, these frozen samples were delivered to the Alpha Woods Hole Laboratories in Mansfield, Massachusetts for analysis. MassDEP provides the results of the analyses to EPA to monitor and support the site remediation project. This report describes *Marine Fisheries*' field activities in 2009 in accordance with the Seafood Monitoring and Field Sampling Work Plan and makes recommendations for the upcoming 2010 field season based on results obtained during the previous field season.

Sample Sites

The three Fish Closure Areas are identified in Attachment 1 from the EPA Record of Decision for the Upper and Lower Operable Unit, New Bedford Harbor Superfund Site, New Bedford, Massachusetts, dated September 25, 1998. These three Fish Closure Areas were designated by the Mass. Dept. of Public Health in 1979. Area 1 includes the waters of the Acushnet River and the New Bedford/Fairhaven Inner Harbor north of the Hurricane Barrier. Area 2 comprises the waters of the Outer Harbor and Clarks Cove south of the Hurricane Barrier and north of a line drawn from Wilbur Point in Fairhaven to Ricketsons Point in Dartmouth. Area 3 is that portion of Buzzards Bay south of the line drawn from Wilbur Point in Fairhaven to Ricketsons Point in Dartmouth and north of a line drawn from Rocky Point on West Island in Fairhaven to the Negro Ledge C3 buoy then to Mishaum Point in Dartmouth.

There are five original sample stations in each of the three fish closure areas in the waters of the City of New Bedford and the Towns of Dartmouth and Fairhaven. Station locations within each area vary for different species as what may be suitable habitat for one species may not be suitable for another (Attachment 1 – Figure 1 to 7). Area 1 was not sampled during the 2009 collection season, except for alewife. Area 3 quahog Station J was added and sampled as a substitute for Station F, which was not sampled in 2009, as described below. One set of post-spawn quahog samples and a set of bluefish samples were lost due to a freezer malfunction. A new set of bluefish samples and one set of post-spawn quahogs samples were obtained. As requested by EPA and MassDEP, 10 samples of channel whelk were obtained from Areas 2 & 3.

2009 Field Collections

Complete information including the harvest dates, collection identification information, species, and station identification information, location by latitude and longitude, and collection method is appended to this report as Attachment 2 – Collection Sheets 1 to 7.

Alewife (*Alosa pseudoharengus*)

Five alewife were collected at the New Bedford Reservoir at Station C-1 in April.

Bluefish (*Pomatomus saltatrix*)

Four stations were established in 2008 for the collection of bluefish: Stations A-2 and B-2 in Area 2 and Stations A-3 and B-3 in Area 3. Bluefish were collected from each station during August, but lost due to a freezer malfunction. Replacement samples from Stations B-2, A-3, and B-3 were collected in September. *Marine Fisheries* was unable to replace the sample from Station A-2.

Black Sea Bass (*Centropristis striata*)

In 2009, Black Sea Bass were collected from ten stations in Areas 2 and 3. Although the work plan calls for these samples to be collected in the fall, sufficient numbers of black sea bass were harvested during May and June while sampling for scup that the five fish sample was filled at each station.

Channeled whelk (*Busycon canaliculatum*)

Ten stations were established in 2009 for the collection of channeled whelk. Stations A-2, B-2, C-2, D-2, and E-2 in Area 2 and Stations A-3, B-3, C-3, D-3, and E-3 in Area 3. Five whelk were collected at each station in May and June.

Quahog (*Mercenaria mercenaria*)

Marine Fisheries collected pre-spawn and post-spawn quahogs from ten stations in two of the three Fish Closure Areas. Stations B, C, D, F, G, and H in Area 2 and Stations B, D, I, and J in Area 3 were sampled. Station J was added in 2009 to Area 3 and sampled. Pre-spawn quahogs were collected in May. Post-spawn quahogs were collected in August, however were lost when the storage freezer malfunctioned. A second set of samples was obtained in October and November. Twelve legal size quahogs per station were harvested in each collection in order to provide sufficient sample sizes for the Work Plan.

Scup (*Stenotomus chrysops*)

Five legal size scup were collected in May and June from each of the ten stations in Areas 2 and 3.

Planning for 2010 Field Collections

Alewife, black sea bass, bluefish, channeled whelk, quahog, and scup sampling will continue as described above.

Due to the continued status of the southern New England winter flounder stock as “overfished” as determined by the Atlantic States Marine Fisheries Commission, black sea bass will again be harvested in their place.

ATTACHMENT 1
DMF HARVEST SITE MAPS

Figure 1 PCB Sample Areas I to III

Figure 2 Alewife Area I

Figure 3 Bluefish Area II & III

Figure 4 Black Sea Bass Area II & III

Figure 5 Channeled Whelk Area II & III

Figure 6 Quahog (Pre and post-spawn) Area II & III

Figure 7 Scup Area II & III

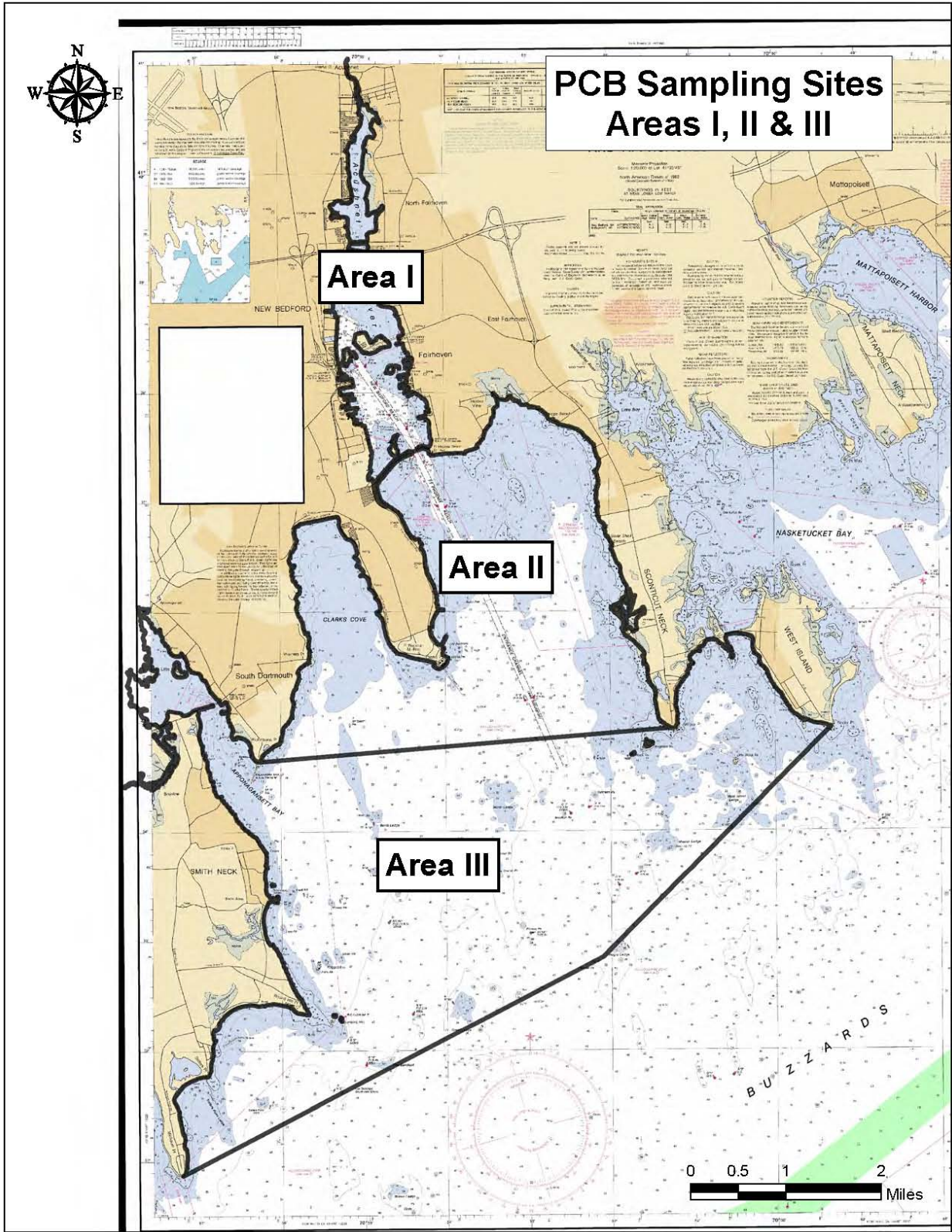


Figure 1 PCB Sample Areas I to III

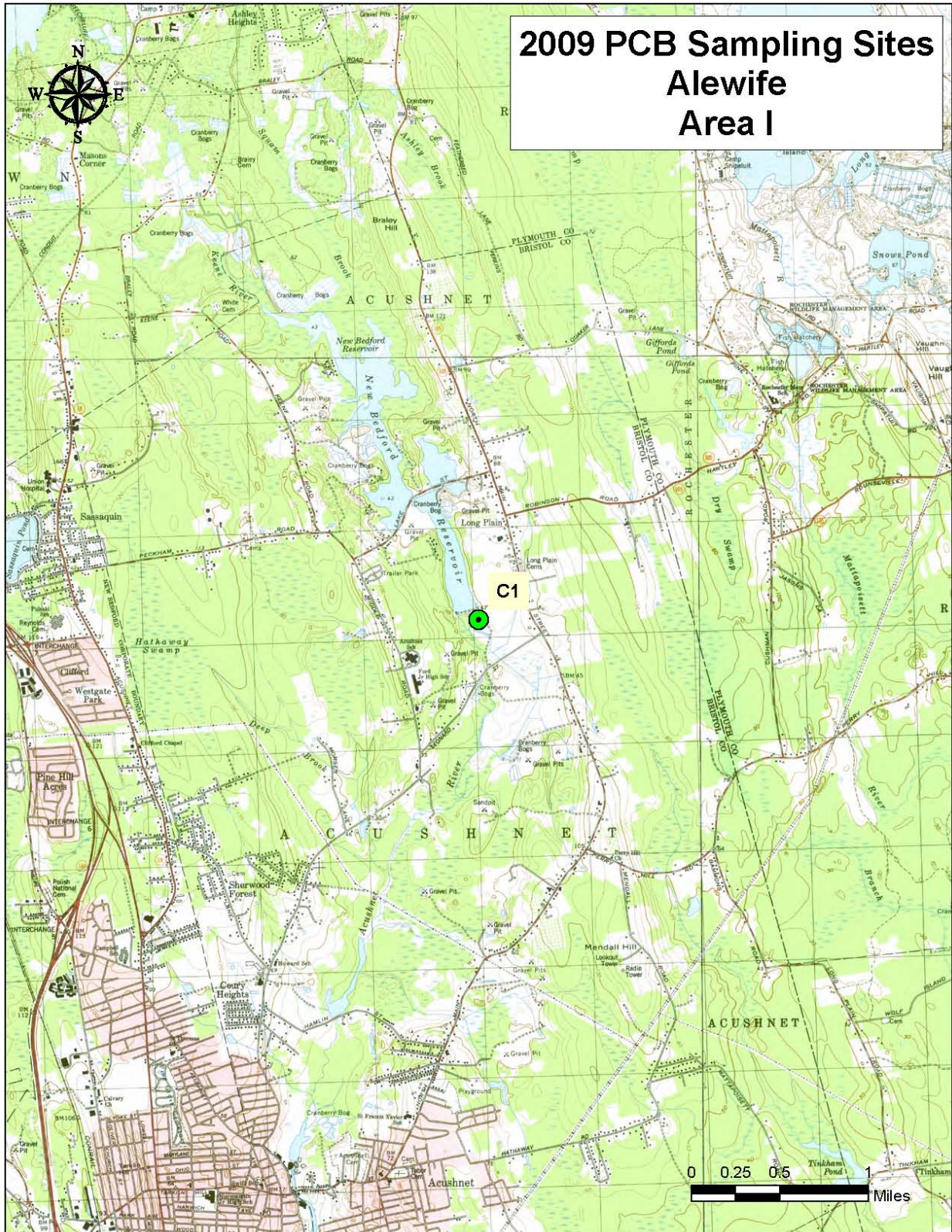


Figure 2 Alewife Area I

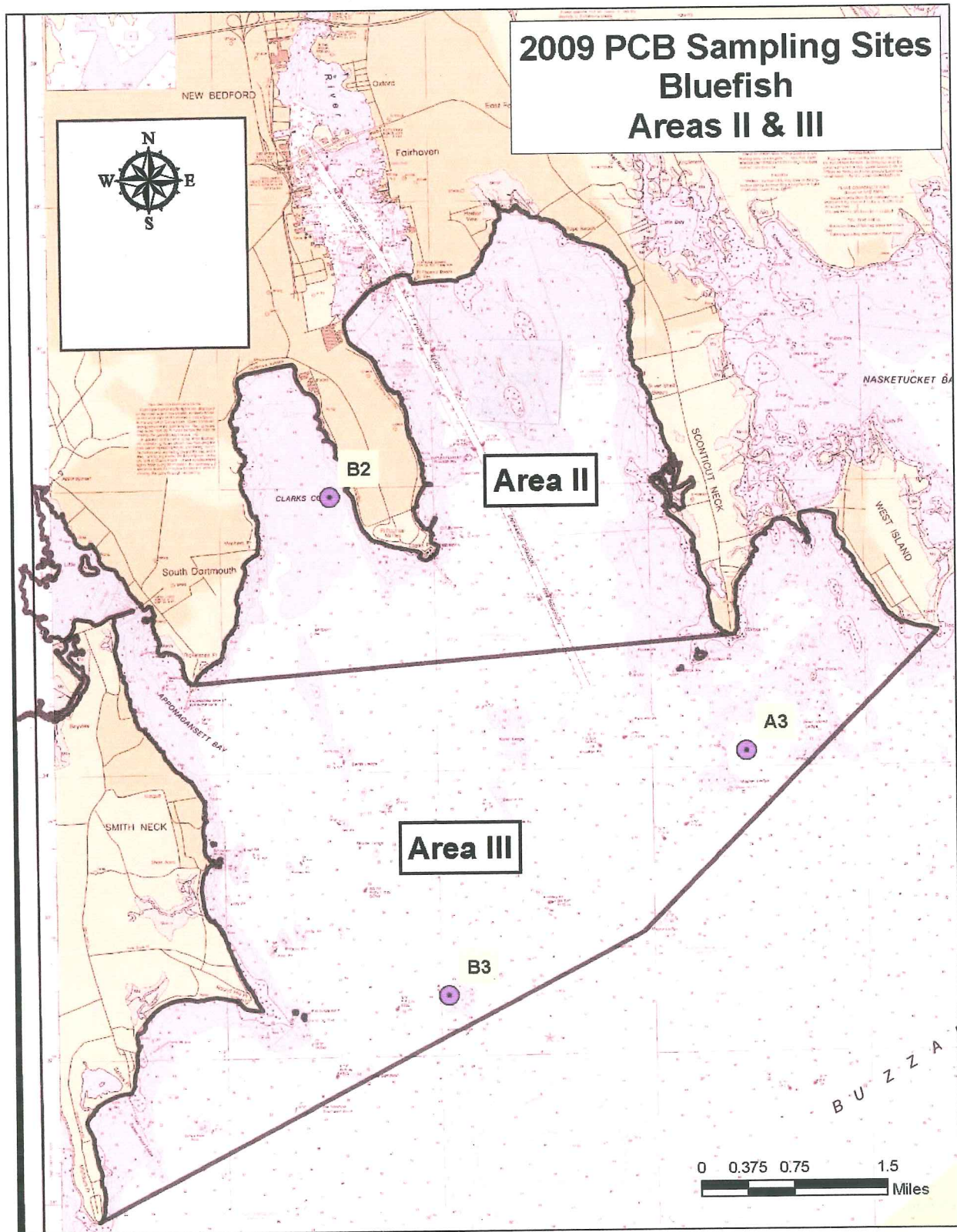


Figure 3 Bluefish Area II & III

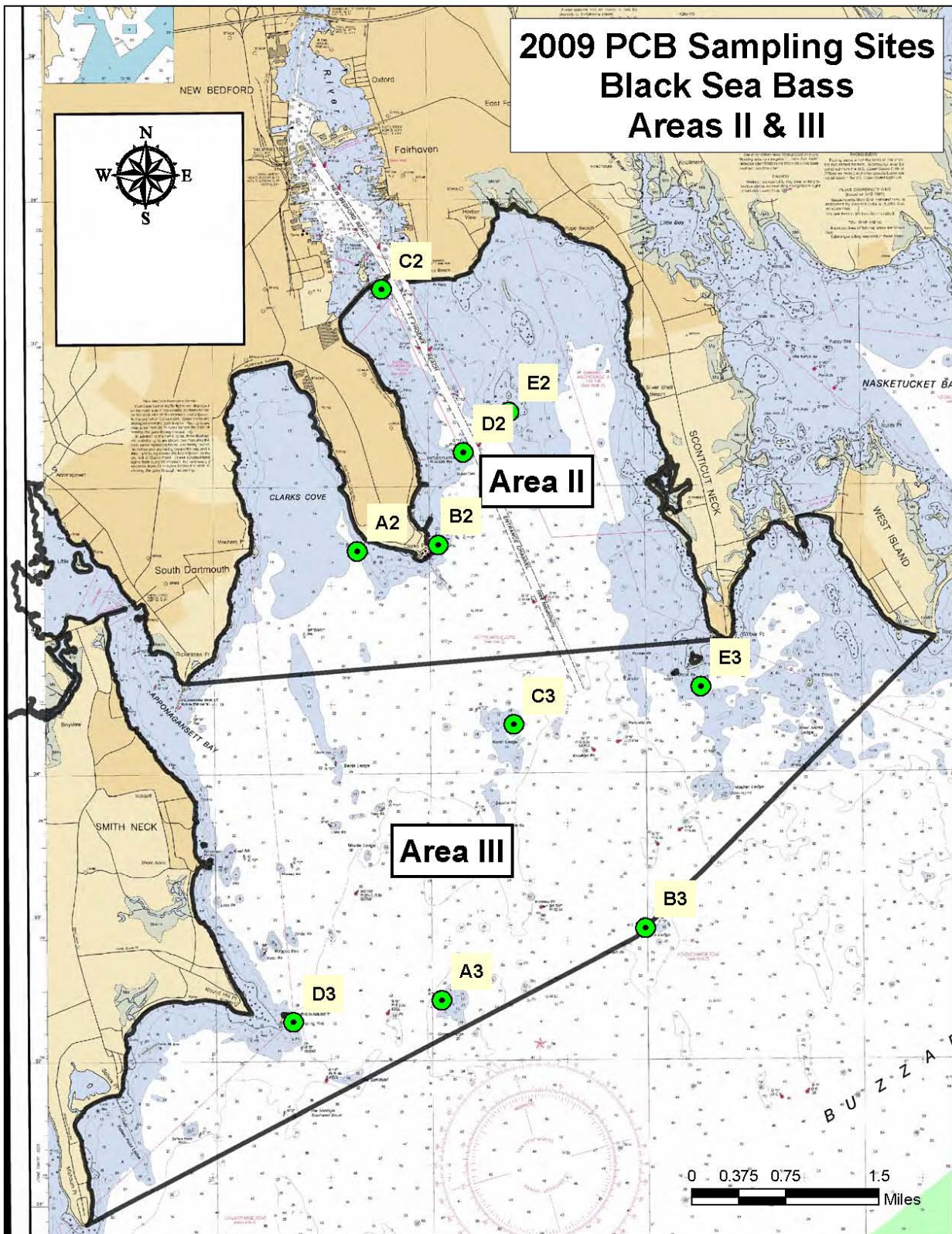


Figure 4 Black Sea Bass Area II & III

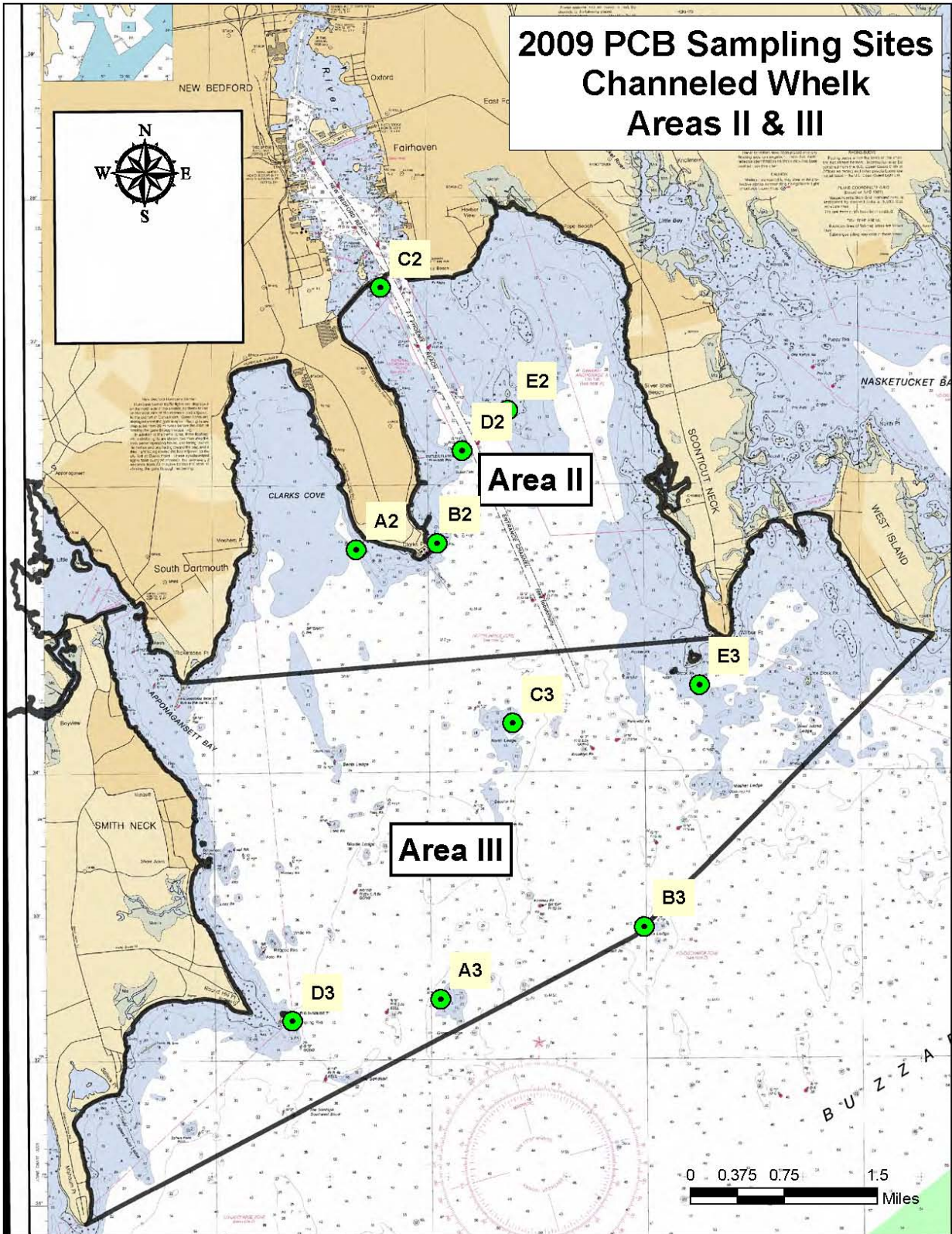


Figure 5 Channeled Whelk Area II & III

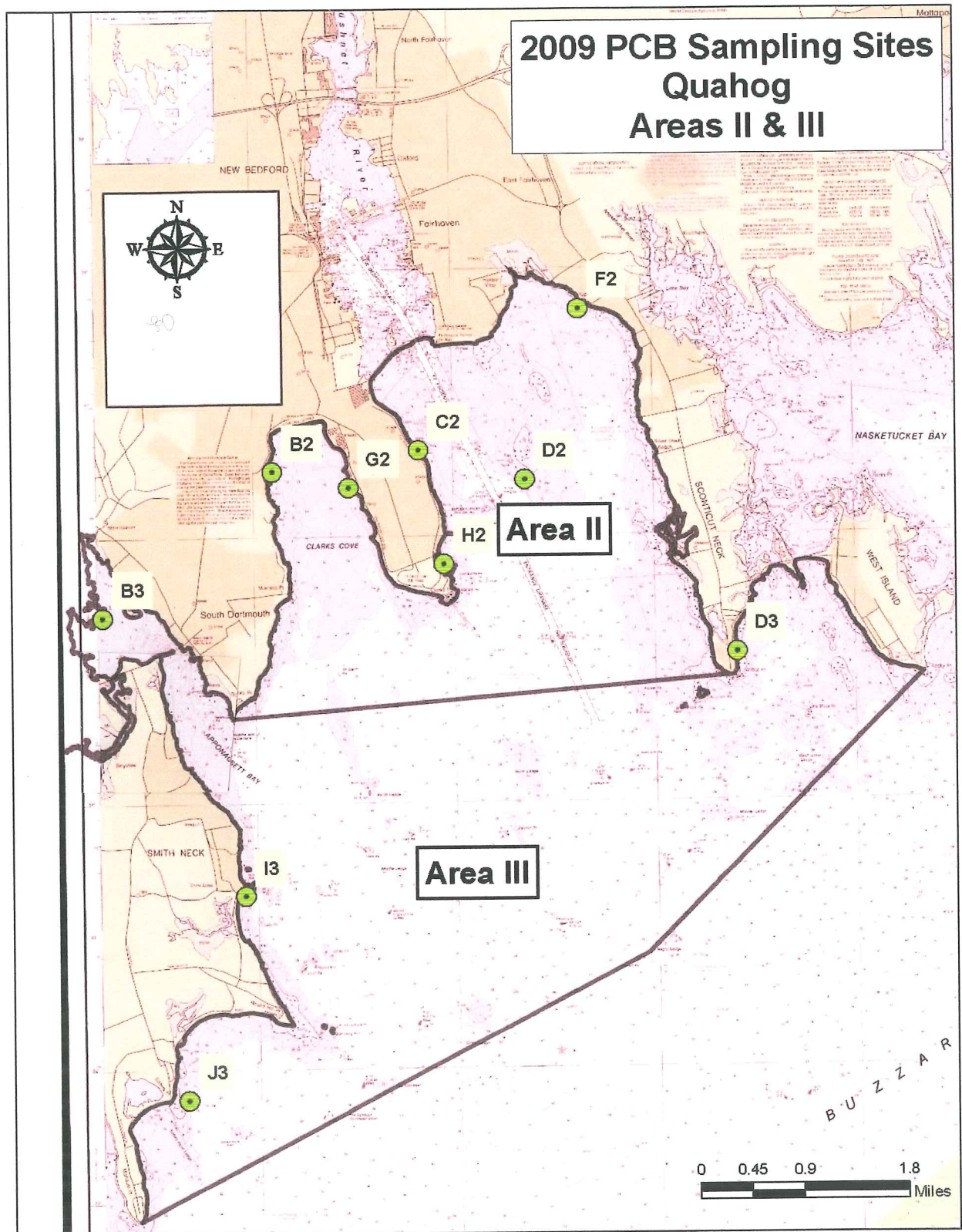


Figure 6 Quahog (Pre and Post-spawn) Area II, & III

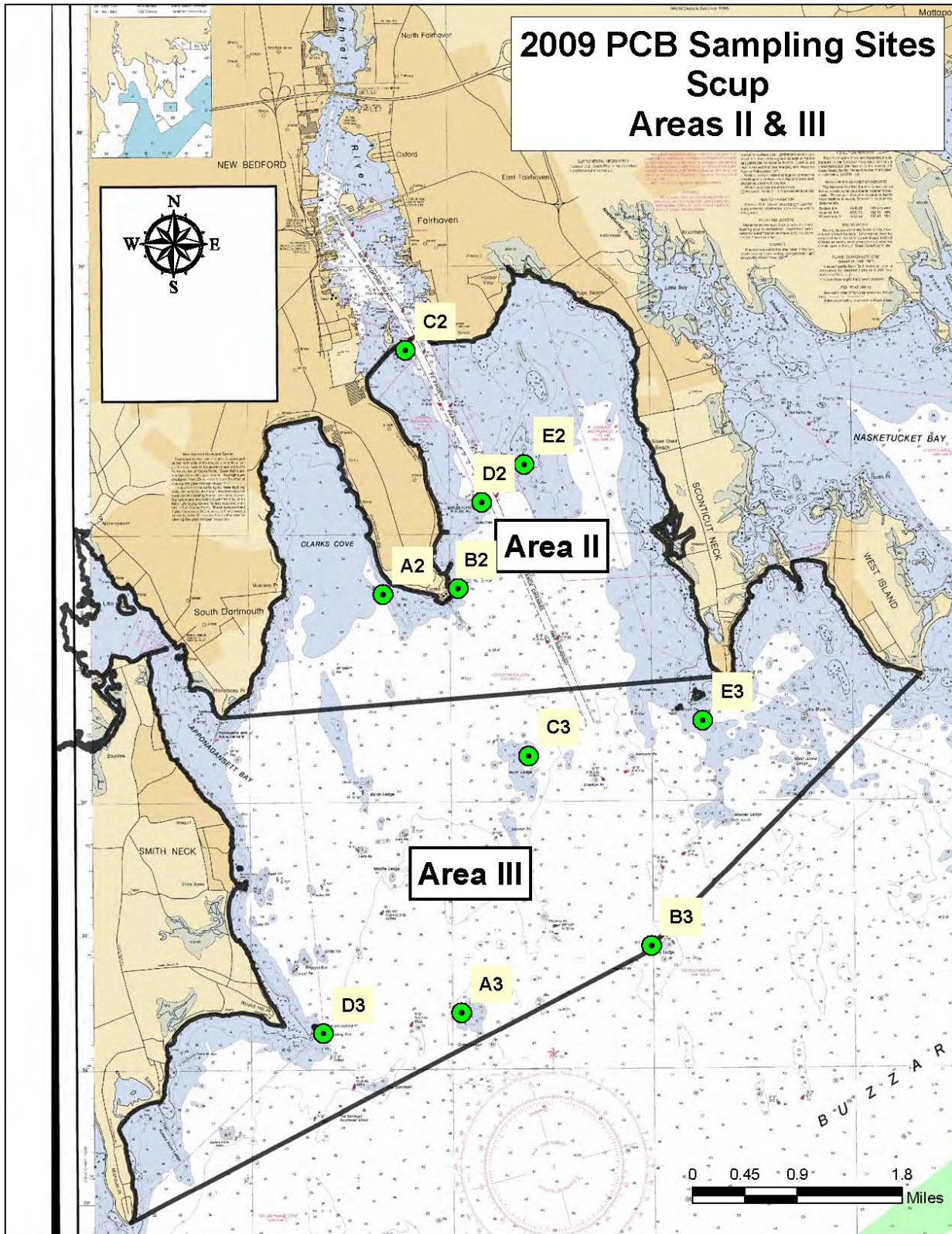


Figure 7 Scup Area II & III

ATTACHMENT 2
DMF FIELD COLLECTION SHEETS

- Field Collection Form 1 Alewife
- Field Collection Form 2 Bluefish
- Field Collection Form 3 Black Sea Bass
- Field Collection Form 4 Channel Whelk
- Field Collection Form 5 Quahog Pre-spawn
- Field Collection Form 6 Quahog Post-spawn
- Field Collection Form 7 Scup

FIELD COLLECTION FORM 1: DIVISION MARINE FISHERIES, NEW BEDFORD OFFICE, 838 S. RODNEY FRENCH BLVD, NEW BEDFORD, MA 02744
 PROJECT #: NBH09 REQUESTED BY/AGENCY: Paul Craffey / Dept. Environmental Protection ANALYSIS REQUESTED:

COLLECTOR: MDMF Vin Malkoski SHIPPER: MDMF Vin Malkoski SAMPLE CONDITION: FRESH FROZEN

13/04/09	NBH09-FF-C-1	Alewife	Station C NBR	NBH Area 1	041° 43.724' 070° 53.915'	Net	
----------	--------------	---------	------------------	------------	------------------------------	-----	--

FIELD COLLECTION FORM 2: DIVISION MARINE FISHERIES, NEW BEDFORD OFFICE, 838 S. RODNEY FRENCH BLVD, NEW BEDFORD, MA 02744
 PROJECT #: NBH08 REQUESTED BY/AGENCY: Paul Craffey / Dept. Environmental Protection ANALYSIS REQUESTED:

COLLECTOR: MDMF Vin Malkoski SHIPPER: MDMF Vin Malkoski SAMPLE CONDITION: FRESH FROZEN

COLLECTION DATE DDMMYY	COLLECTION/TAG #	SPECIES & # IN SAMPLE	STATION I.D.	LOCATION	LAT/LONG DEG. MIN.	COLLECTION METHOD	RESERVED FOR OFFICE USE
18/9//09	NBH09-FF-B-2	2 Bluefish	Station B Clarks Cove	NBH Area 2	041° 35.983' 070° 54.954'	Rod & Reel	
14/9//09	NBH09-FF-A-3	3 Bluefish	Station A S. of Sconticut Neck	NBH Area 3	041° 34.167' 070° 51.110'	Rod & Reel	
15/9//09	NBH09-FF-B-3	3 Bluefish	Station B Near Great Ledge	NBH Area 3	041° 32.433' 070° 53.867'	Rod & Reel	

FIELD COLLECTION FORM 3: DIVISION MARINE FISHERIES, NEW BEDFORD OFFICE, 838 S. RODNEY FRENCH BLVD, NEW BEDFORD, MA 02744

PROJECT #: NBH09 REQUESTED BY/AGENCY: Paul Craffey / Dept. Environmental Protection ANALYSIS REQUESTED:

COLLECTOR: MDMF Vin Malkoski SHIPPER: MDMF Vin Malkoski SAMPLE CONDITION: FRESH FROZEN

COLLECTION DATE DDMMYY	COLLECTION/TAG #	SPECIES & # IN SAMPLE	STATION I.D.	LOCATION	LAT/LONG DEG. MIN.	COLLECTION METHOD	RESERVED FOR OFFICE USE
26/05/09	NBH09-FF-B-3	5 Black Sea Bass	Station B Negro Ledge	NBH Area 3	041° 32.922' 070° 52.023'	Fish Pots	
26/05/09	NBH09-FF-D-3	5 Black Sea Bass	Station D Radome	NBH Area 3	041° 32.281' 070° 55.292'	Fish Pots	
26/05/09	NBH09-FF-C-3	5 Black Sea Bass	Station C North Ledge	NBH Area 3	041° 34.341' 070° 53.234'	Fish Pots	
26/05/09	NBH09-FF-A-3	5 Black Sea Bass	Station A Great Ledge	NBH Area 3	041° 31.591' 070° 56.110'	Fish Pots	
29/05/09	NBH09-FF-E-3	5 Black Sea Bass	Station E Angelica Rock	NBH Area 3	041° 34.711' 070° 51.498'	Fish Pots	
04/06/09	NBH09-FF-B-2	5 Black Sea Bass	Station B E of Fort Rodman	NBH Area 2	041° 35.596' 070° 53.922'	Fish Pots	
01/06/09	NBH09-FF-D-2	5 Black Sea Bass	Station D Lighthouse	NBH Area 2	041° 36.242' 070° 53.683'	Fish Pots	
18/05/09	NBH09-FF-A-2	5 Black Sea Bass	Station A SMAST Pier	NBH Area 2	041° 35.556' 070° 54.669'	Fish Pots	
04/06/09	NBH09-FF-E-2	5 Black Sea Bass	Station E Egg Island	NBH Area 2	041° 36.523' 070° 53.258'	Fish Pots	
18/05/09	NBH09-FF-C-2	5 Black Sea Bass	Station C W of Opening	NBH Area 2	041° 37.380' 070° 54.430'	Fish Pots	

FIELD COLLECTION FORM 4: DIVISION MARINE FISHERIES, NEW BEDFORD OFFICE, 838 S. RODNEY FRENCH BLVD, NEW BEDFORD, MA 02744
 PROJECT #: NBH09 REQUESTED BY/AGENCY: Paul Craffey / Dept. Environmental Protection ANALYSIS REQUESTED:

COLLECTOR: MDMF Vin Malkoski SHIPPER: MDMF Vin Malkoski SAMPLE CONDITION: FRESH FROZEN

COLLECTION DATE DDMMYY	COLLECTION/TAG #	SPECIES & # IN SAMPLE	STATION I.D.	LOCATION	LAT/LONG DEG. MIN.	COLLECTION METHOD	RESERVED FOR OFFICE USE
26/05/09	NBH09-SF-B-3	5 Channel Whelk	Station B Negro Ledge	NBH Area 3	041° 32.922' 070° 52.023'	Fish Pots	
10/06/09	NBH09-SF-D-3	5 Channel Whelk	Station D Radome	NBH Area 3	041° 32.281' 070° 55.292'	Fish Pots	
10/06/09	NBH09-SF-C-3	5 Channel Whelk	Station C North Ledge	NBH Area 3	041° 34.341' 070° 53.234'	Fish Pots	
10/06/09	NBH09-SF-A-3	5 Channel Whelk	Station A Great Ledge	NBH Area 3	041° 31.591' 070° 56.110'	Fish Pots	
29/05/09	NBH09-SF-E-3	5 Channel Whelk	Station E Angelica Rock	NBH Area 3	041° 34.711' 070° 51.498'	Fish Pots	
18/05/09	NBH09-SF-B-2	5 Channel Whelk	Station B E of Fort Rodman	NBH Area 2	041° 35.596' 070° 53.922'	Fish Pots	
29/05/09	NBH09-SF-D-2	5 Channel Whelk	Station D Lighthouse	NBH Area 2	041° 36.242' 070° 53.683'	Fish Pots	
18/05/09	NBH09-SF-A-2	5 Channel Whelk	Station A SMAST Pier	NBH Area 2	041° 35.556' 070° 54.669'	Fish Pots	
18/05/09	NBH09-SF-E-2	5 Channel Whelk	Station E Egg Island	NBH Area 2	041° 36.523' 070° 53.258'	Fish Pots	
18/05/09	NBH09-SF-C-2	5 Channel Whelk	Station C W of Opening	NBH Area 2	041° 37.380' 070° 54.430'	Fish Pots	

FIELD COLLECTION FORM 5: DIVISION MARINE FISHERIES, NEW BEDFORD OFFICE, 838 S. RODNEY FRENCH BLVD, NEW BEDFORD, MA 02744
 PROJECT #: NBH09 REQUESTED BY/AGENCY: Paul Craffey / Dept. Environmental Protection ANALYSIS REQUESTED:

COLLECTOR: MDMF Vin Malkoski SHIPPER: MDMF Vin Malkoski SAMPLE CONDITION: FRESH FROZEN

COLLECTION DATE DDMMYY	COLLECTION/TAG #	SPECIES & # IN SAMPLE	STATION I.D.	LOCATION	LAT/LONG DEG. MIN.	COLLECTION METHOD	RESERVED FOR OFFICE USE
19/05/09	NBH09-SF-B-2	12 Quahogs (Prespawn)	Station B Rogers Street	NBH Area 2	041° 36.500' 070° 55.820'	Rake	
20/05/09	NBH09-SF-C-2	12 Quahogs(Prespawn)	Station C S of Fredrick St Ramp	NBH Area 2	041° 36.650' 070° 54.345'	Rake	
20/05/09	NBH09-SF-D-2	12 Quahogs (Prespawn)	Station D Egg Island	NBH Area 2	041° 36.422 070° 53.290'	Rake	
18/05/09	NBH09-SF-F-2	12 Quahogs (Prespawn)	Station F Priest's Cove	NBH Area 2	041° 37.700' 070° 52.740'	Rake	
20/05/09	NBH09-SF-G -2	12 Quahogs (Prespawn)	Station G W Rodney Family Area	NBH Area 2	041° 36.205' 070° 54.842'	Rake	
19/05/09	NBH09-SF-H -2	12 Quahogs (Prespawn)	Station H E Rodney Family Area	NBH Area 2	041° 35.790' 070° 54.108'	Rake	
19/05/09	NBH09-SF-B-3	12 Quahogs (Prespawn)	Station B Star of the Sea	NBH Area 3	041° 35.410' 070° 57.524'	Rake	
20/05/09	NBH09-SF-D-3	12 Quahogs (Prespawn)	Station D Nakata Beach	NBH Area 3	041° 35.102' 070° 51.192'	Rake	
19/05/09	NBH09-SF-I-3	12 Quahogs (Prespawn)	Station I Nonquit	NBH Area 3	041° 33.415' 070° 56.128'	Rake	
19/05/09	NBH09-SF-J-3	12 Quahogs (Prespawn)	Station J Salters Point	NBH Area 3	041 32.09' 070 56.56'	Rake	

FIELD COLLECTION FORM 6: DIVISION MARINE FISHERIES, NEW BEDFORD OFFICE, 838 S. RODNEY FRENCH BLVD, NEW BEDFORD, MA 02744
 PROJECT #: NBH09 REQUESTED BY/AGENCY: Paul Craffey / Dept. Environmental Protection ANALYSIS REQUESTED:

COLLECTOR: MDMF Vin Malkoski SHIPPER: MDMF Vin Malkoski SAMPLE CONDITION: FRESH FROZEN

COLLECTION DATE DDMMYY	COLLECTION/TAG #	SPECIES & # IN SAMPLE	STATION I.D.	LOCATION	LAT/LONG DEG. MIN.	COLLECTION METHOD	RESERVED FOR OFFICE USE
8/10/09	NBH09-SF-B-2	12 Quahogs (Postspawn)	Station B Rogers Street	NBH Area 2	041° 36.500' 070° 55.820'	Rake	
8/10/09	NBH09-SF-C-2	12 Quahogs(Postspawn)	Station C S of Fredrick St Ramp	NBH Area 2	041° 36.650' 070° 54.345'	Rake	
2/11/09	NBH09-SF-D-2	12 Quahogs (Postspawn)	Station D Egg Island	NBH Area 2	041° 36.422 070° 53.290'	Rake	
20/10/09	NBH09-SF-F-2	12 Quahogs (Postspawn)	Station F Priest's Cove	NBH Area 2	041° 37.700' 070° 52.740'	Rake	
18/10/09	NBH09-SF-G -2	12 Quahogs (Postspawn)	Station G W Rodney Family Area	NBH Area 2	041° 36.205' 070° 54.842'	Rake	
20/10/09	NBH09-SF-H -2	12 Quahogs (Postspawn)	Station H E Rodney Family Area	NBH Area 2	041° 35.790' 070° 54.108'	Rake	
29/10/09	NBH09-SF-B-3	12 Quahogs (Postspawn)	Station B Star of the Sea	NBH Area 3	041° 35.410' 070° 57.524'	Rake	
20/10/09	NBH09-SF-D-3	12 Quahogs (Postspawn)	Station D Nakata Beach	NBH Area 3	041° 35.102' 070° 51.192'	Rake	
2/10/09	NBH09-SF-I-3	12 Quahogs (Postspawn)	Station I Nonquit	NBH Area 3	041° 33.415' 070° 56.128'	Rake	
2/11/09	NBH09-SF-J-3	12 Quahogs (Postspawn)	Station J Salters Point	NBH Area 3	041 32.09' 070 56.56'	Rake	

FIELD COLLECTION FORM 7: DIVISION MARINE FISHERIES, NEW BEDFORD OFFICE, 838 S. RODNEY FRENCH BLVD, NEW BEDFORD, MA 02744

PROJECT #: NBH09 REQUESTED BY/AGENCY: Paul Craffey / Dept. Environmental Protection ANALYSIS REQUESTED:

COLLECTOR: MDMF Vin Malkoski SHIPPER: MDMF Vin Malkoski SAMPLE CONDITION: FRESH FROZEN

COLLECTION DATE DDMMYY	COLLECTION/TAG #	SPECIES & # IN SAMPLE	STATION I.D.	LOCATION	LAT/LONG DEG. MIN.	COLLECTION METHOD	RESERVED FOR OFFICE USE
29/05/09	NBH09-FF-A-3	5 Scup	Station A Great Ledge	NBH Area 3	041° 31.591' 070° 56.110'	Fish Pots	
29/05/09	NBH09-FF-B-3	5 Scup	Station B Negro Ledge	NBH Area 3	041° 32.922' 070° 52.023'	Fish Pots	
01/06/09	NBH09-FF-C-3	5 Scup	Station C North Ledge	NBH Area 3	041° 34.341' 070° 53.234'	Fish Pots	
29/05/09	NBH09-FF-D-3	5 Scup	Station D Radome	NBH Area 3	041° 32.281' 070° 55.292'	Fish Pots	
29/05/09	NBH09-FF-E-3	5 Scup	Station E Angelica Rock	NBH Area 3	041° 34.711' 070° 51.498'	Fish Pots	
26/05/09	NBH09-FF-A-2	5 Scup	Station A SMAST Pier	NBH Area 2	041° 35.556' 070° 54.669'	Fish Pots	
26/05/09	NBH09-FF-B-2	5 Scup	Station B E of Fort Rodman	NBH Area 2	041° 35.596' 070° 53.922'	Fish Pots	
29/05/09	NBH09-FF-C-2	5 Scup	Station C W of Opening	NBH Area 2	041° 37.380' 070° 54.430'	Fish Pots	
26/05/09	NBH09-FF-D-2	5 Scup	Station D Lighthouse	NBH Area 2	041° 36.242' 070° 53.683'	Fish Pots	
26/05/09	NBH09-FF-E-2	5 Scup	Station E Egg Island Rocks	NBH Area 2	041° 36.523' 070° 53.258'	Fish Pots	